



Ladbrokes Cannon Park Professional

Race 1: Astute GI Pty Ltd- Rebecca Conlan BM60 Handicap - 1900m

25 November 2025 - 11:42



Track Rating: Good 4, Weather: Fine, Rail Position: Out +3m 1000m - 300m; True Remainder.

Section					Overall	1800m	1600m	1400m	1200m	1000m	800m	Last 600m		
Field Times					1:57.60 (0:09.40)	1:48.20 (0:12.03)	1:36.17 (0:12.18)	1:23.99 (0:12.23)	1:11.76 (0:12.23)	0:59.53 (0:11.32)	0:48.21 (0:11.37)	0:36.84		
Rank	TAB	Horse/Jockey	Barrier	Top Speed [km/h]	Fastest Section								Distance Travelled [m]	
1	2	AL RAS BLUES	5	65.3	0:09.73	1:57.60 [1]	1:47.87 [5]	1:35.13 [5]	1:22.62 [6]	1:10.61 [6]	0:59.37 [3]	0:48.21 [1]	0:36.84	
		Aidan Holt		1000m	Overall	(0:09.73)	(0:12.74)	(0:12.51)	(0:12.01)	(0:11.24)	(0:11.16)	(0:11.37)		
2	3	NIPPA'S NIGHTCAP	1	63.7	0:09.51	1:57.62 [2]	1:48.11 [3]	1:35.65 [3]	1:23.10 [2]	1:10.94 [3]	0:59.25 [4]	0:47.55 [4]	0:36.10	-3
		Lacey Morrison		600m	Overall	(0:09.51)	(0:12.46)	(0:12.55)	(0:12.16)	(0:11.69)	(0:11.70)	(0:11.45)		
3	4	IT'S BEEN A TREK	6	66.1	0:10.05	1:57.63 [3]	1:47.58 [6]	1:35.10 [6]	1:22.69 [5]	1:10.77 [5]	0:58.96 [6]	0:47.27 [5]	0:36.13	-3
		Adam Sewell		800m	Overall	(0:10.05)	(0:12.48)	(0:12.41)	(0:11.92)	(0:11.81)	(0:11.69)	(0:11.14)		
4	1	EAGLE WARRIOR	2	64.7	0:09.62	1:57.66 [4]	1:48.04 [4]	1:35.49 [4]	1:22.95 [4]	1:11.01 [2]	0:59.52 [2]	0:47.84 [2]	0:36.58	+2
		Ryan Wiggins		1200m	Overall	(0:09.62)	(0:12.55)	(0:12.54)	(0:11.94)	(0:11.49)	(0:11.68)	(0:11.26)		
5	6	BRAND NEW	3	65.3	0:09.40	1:57.91 [5]	1:48.51 [1]	1:36.48 [1]	1:24.30 [1]	1:12.07 [1]	0:59.84 [1]	0:48.09 [3]	0:36.78	-14
		Krysten Swaffer		800m	Overall	(0:09.40)	(0:12.03)	(0:12.18)	(0:12.23)	(0:12.23)	(0:11.75)	(0:11.31)		
6	5	BOMBINATE	4	63.0	0:09.47	1:59.06 [6]	1:49.59 [2]	1:37.20 [2]	1:24.51 [3]	1:12.36 [4]	1:00.46 [5]	0:48.66 [6]	0:37.12	+1
		Rachel Shred		1000m	Overall	(0:09.47)	(0:12.39)	(0:12.69)	(0:12.15)	(0:11.90)	(0:11.80)	(0:11.54)		



Ladbrokes Cannon Park Professional

Race 1: Astute GI Pty Ltd- Rebecca Conlan BM60 Handicap - 1900m

25 November 2025 - 11:42



Track Rating: Good 4, Weather: Fine, Rail Position: Out +3m 1000m - 300m; True Remainder.

Section						600m	400m	200m			Last 600m
Field Times						0:36.84 (0:11.82)	0:25.02 (0:12.19)	0:12.83 (0:12.83)			0:36.84
Rank	TAB	Horse/Jockey	Barrier	Top Speed [km/h]	Fastest Section				Margin		
1	2	AL RAS BLUES	5	65.3	0:09.73	0:36.84 [1]	0:25.02 [1]	0:12.83 [1]	1:57.60	0:36.84	
		Aidan Holt		1000m	Overall	(0:11.82)	(0:12.19)	(0:12.83)			
2	3	NIPPA'S NIGHTCAP	1	63.7	0:09.51	0:36.10 [5]	0:24.47 [5]	0:12.38 [5]	0.09L	0:36.10 -3	
		Lacey Morrison		600m	Overall	(0:11.63)	(0:12.09)	(0:12.38)			
3	4	IT'S BEEN A TREK	6	66.1	0:10.05	0:36.13 [4]	0:24.54 [4]	0:12.41 [4]	0.14L	0:36.13 -3	
		Adam Sewell		800m	Overall	(0:11.59)	(0:12.13)	(0:12.41)			
4	1	EAGLE WARRIOR	2	64.7	0:09.62	0:36.58 [2]	0:24.65 [3]	0:12.52 [3]	0.31L	0:36.58 +2	
		Ryan Wiggins		1200m	Overall	(0:11.93)	(0:12.13)	(0:12.52)			
5	6	BRAND NEW	3	65.3	0:09.40	0:36.78 [3]	0:25.00 [2]	0:12.81 [2]	1.78L	0:36.78 -14	
		Krysten Swaffer		800m	Overall	(0:11.78)	(0:12.19)	(0:12.81)			
6	5	BOMBINATE	4	63.0	0:09.47	0:37.12 [6]	0:25.18 [6]	0:12.96 [6]	8.57L	0:37.12 +1	
		Rachel Shred		1000m	Overall	(0:11.94)	(0:12.22)	(0:12.96)			



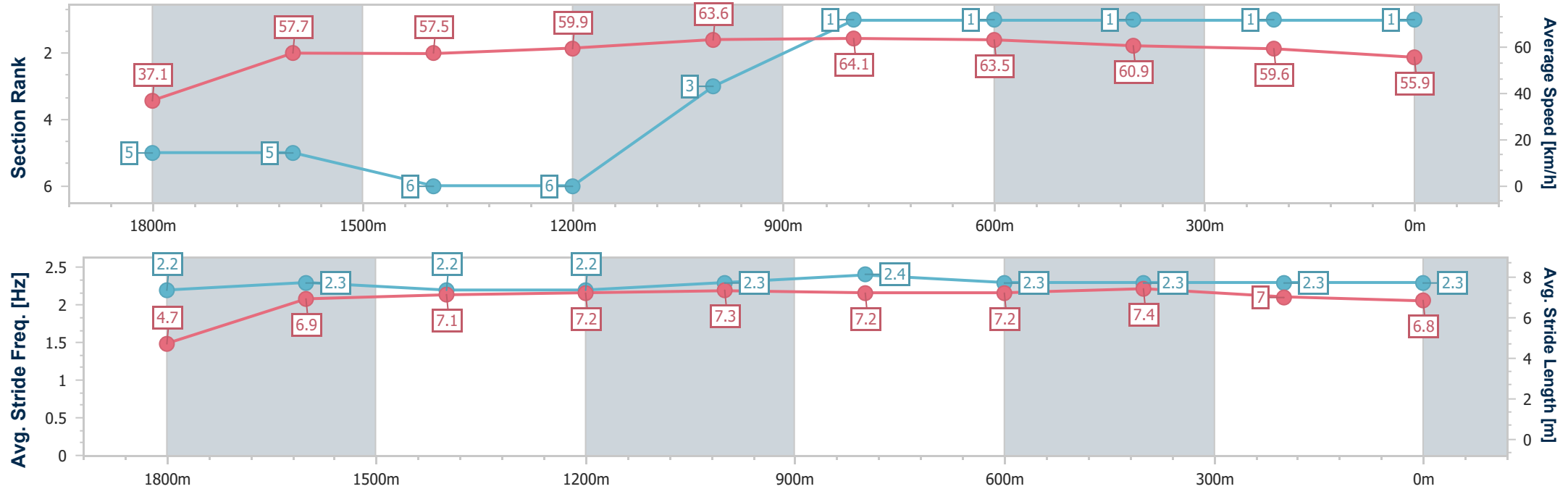
Horse/Jockey Name	Al Ras Blues
Final Rank	1
Fastest Section Time (Section)	0:09.73 (Overall)
Top Speed [km/h] (Section)	65.3 (1000m)
Race State	Finished



Ladbroke's Cannon Park Professional
Race 1: Astute GI Pty Ltd- Rebecca Conlan BM60 Handicap - 1900m
25 November 2025 - 11:42
Track Rating: Good 4, Weather: Fine, Rail Position: Out +3m 1000m - 300m; True Remainder.



Section	Overall	1800m	1600m	1400m	1200m	1000m	800m	600m	400m	200m			
Section Times	1:57.60 [1] (0:09.73)	1:47.87 [5] (0:12.74)	1:35.13 [5] (0:12.51)	1:22.62 [6] (0:12.01)	1:10.61 [6] (0:11.24)	0:59.37 [3] (0:11.16)	0:48.21 [1] (0:11.37)	0:36.84 [1] (0:11.82)	0:25.02 [1] (0:12.19)	0:12.83 [1] (0:12.83)			
Average Speed [km/h]	37.1	57.7	57.5	59.9	63.6	64.1	63.5	60.9	59.6	55.9			
Top Speed [km/h]	56.8	58.7	59.2	62.3	65.2	65.3	64.3	62.4	60.4	58.3			
Avg. Dist. to Rail [m]	7.6	2.7	0.8	1.0	1.6	0.9	0.3	0.7	2.9	1.9			
Avg. Stride Freq. [Hz]	2.2	2.3	2.2	2.2	2.3	2.4	2.3	2.3	2.3	2.3			
Avg. Stride Length [m]	4.7	6.9	7.1	7.2	7.3	7.2	7.2	7.4	7.0	6.8			





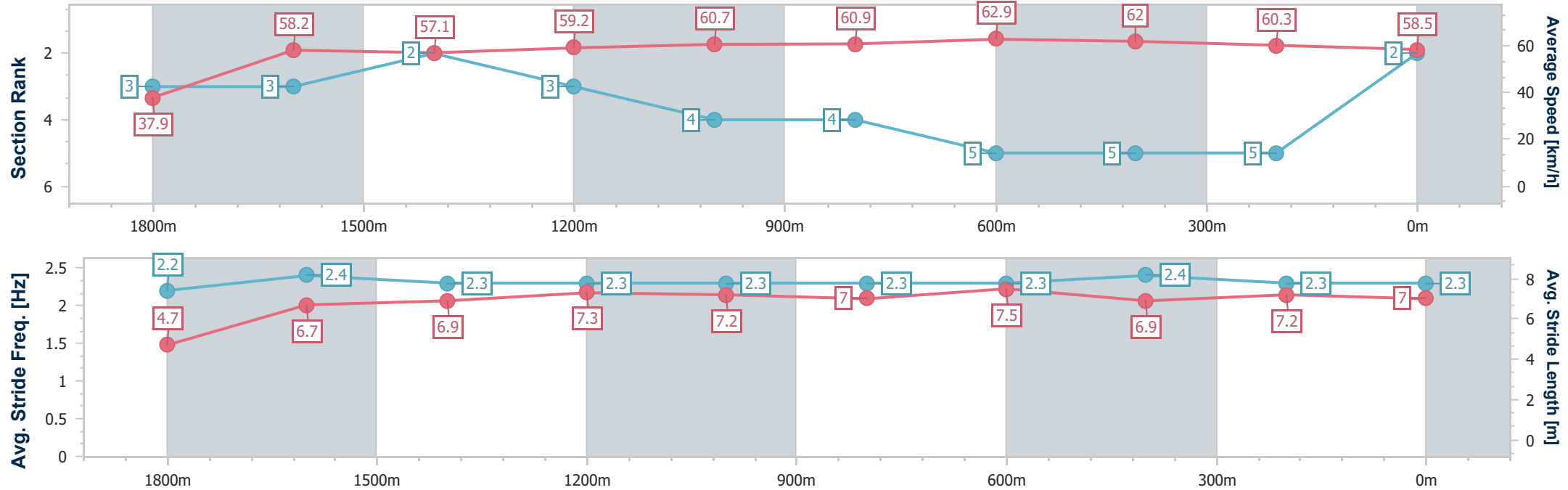
Horse/Jockey Name	Nippa's Nightcap
Final Rank	2
Fastest Section Time (Section)	0:09.51 (Overall)
Top Speed [km/h] (Section)	63.7 (600m)
Race State	Finished



Ladbroke's Cannon Park Professional
Race 1: Astute GI Pty Ltd- Rebecca Conlan BM60 Handicap - 1900m
25 November 2025 - 11:42
Track Rating: Good 4, Weather: Fine, Rail Position: Out +3m 1000m - 300m; True Remainder.



Section	Overall	1800m	1600m	1400m	1200m	1000m	800m	600m	400m	200m			
Section Times	1:57.62 [2] (0:09.51)	1:48.11 [3] (0:12.46)	1:35.65 [3] (0:12.55)	1:23.10 [2] (0:12.16)	1:10.94 [3] (0:11.69)	0:59.25 [4] (0:11.70)	0:47.55 [4] (0:11.45)	0:36.10 [5] (0:11.63)	0:24.47 [5] (0:12.09)	0:12.38 [5] (0:12.38)			
Average Speed [km/h]	37.9	58.2	57.1	59.2	60.7	60.9	62.9	62.0	60.3	58.5			
Top Speed [km/h]	57.5	59.2	58.3	60.1	61.5	62.7	63.6	63.7	60.7	59.5			
Avg. Dist. to Rail [m]	4.0	1.0	0.4	2.5	3.2	1.6	0.8	1.2	3.6	2.7			
Avg. Stride Freq. [Hz]	2.2	2.4	2.3	2.3	2.3	2.3	2.3	2.4	2.3	2.3			
Avg. Stride Length [m]	4.7	6.7	6.9	7.3	7.2	7.0	7.5	6.9	7.2	7.0			



[] Ranking at each section and finish
-.-.- No data available at this section
NA No data available



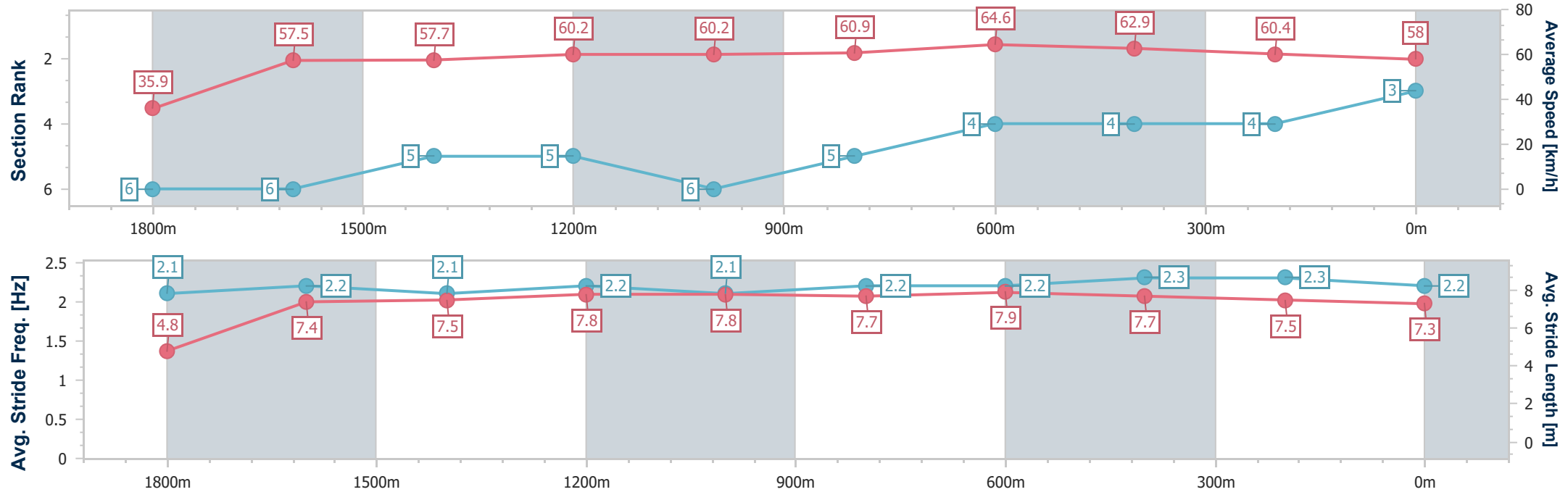
Horse/Jockey Name	It's Been A Trek
Final Rank	3
Fastest Section Time (Section)	0:10.05 (Overall)
Top Speed [km/h] (Section)	66.1 (800m)
Race State	Finished



Ladbroke's Cannon Park Professional
Race 1: Astute GI Pty Ltd- Rebecca Conlan BM60 Handicap - 1900m
25 November 2025 - 11:42
Track Rating: Good 4, Weather: Fine, Rail Position: Out +3m 1000m - 300m; True Remainder.



Section	Overall	1800m	1600m	1400m	1200m	1000m	800m	600m	400m	200m			
Section Times	1:57.63 [3] (0:10.05)	1:47.58 [6] (0:12.48)	1:35.10 [6] (0:12.41)	1:22.69 [5] (0:11.92)	1:10.77 [5] (0:11.81)	0:58.96 [6] (0:11.69)	0:47.27 [5] (0:11.14)	0:36.13 [4] (0:11.59)	0:24.54 [4] (0:12.13)	0:12.41 [4] (0:12.41)			
Average Speed [km/h]	35.9	57.5	57.7	60.2	60.2	60.9	64.6	62.9	60.4	58.0			
Top Speed [km/h]	55.1	58.2	58.8	61.7	60.8	63.5	66.1	65.3	61.5	59.9			
Avg. Dist. to Rail [m]	8.1	1.4	1.5	2.6	3.0	1.8	0.3	1.8	7.1	5.6			
Avg. Stride Freq. [Hz]	2.1	2.2	2.1	2.2	2.1	2.2	2.2	2.3	2.3	2.2			
Avg. Stride Length [m]	4.8	7.4	7.5	7.8	7.8	7.7	7.9	7.7	7.5	7.3			



[] Ranking at each section and finish
-.-.- No data available at this section
NA No data available



Horse/Jockey Name	Eagle Warrior
Final Rank	4
Fastest Section Time (Section)	0:09.62 (Overall)
Top Speed [km/h] (Section)	64.7 (1200m)
Race State	Finished



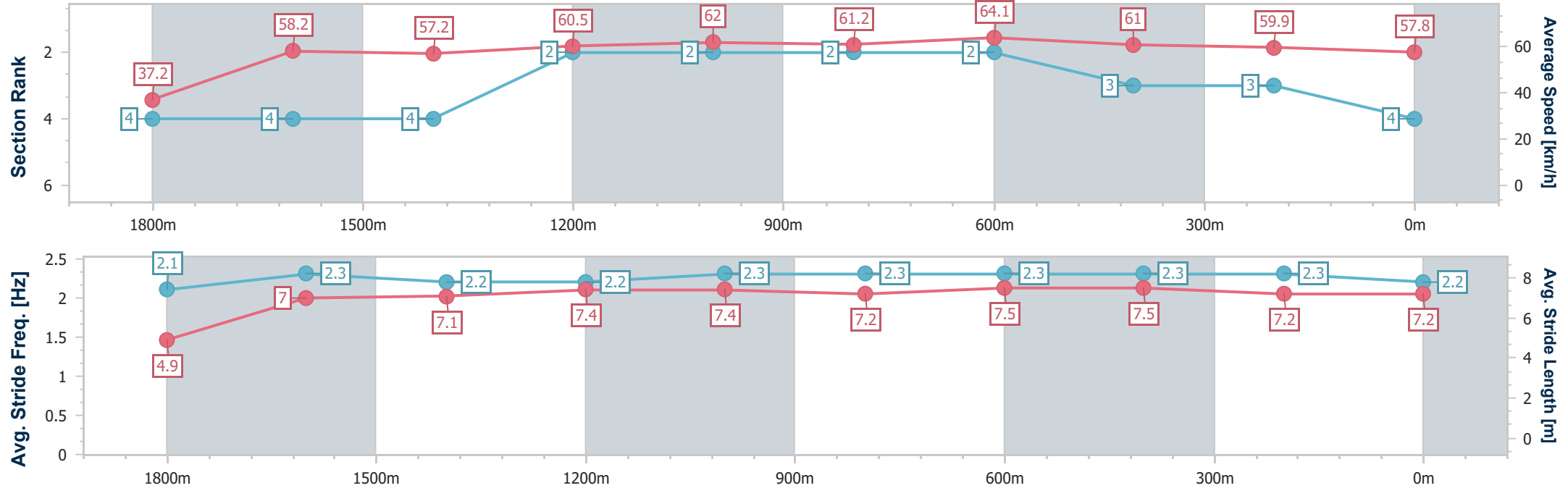
Ladbroke's Cannon Park Professional
Race 1: Astute GI Pty Ltd- Rebecca Conlan BM60 Handicap - 1900m

25 November 2025 - 11:42

Track Rating: Good 4, Weather: Fine, Rail Position: Out +3m 1000m
- 300m; True Remainder.



Section	Overall	1800m	1600m	1400m	1200m	1000m	800m	600m	400m	200m			
Section Times	1:57.66 [4] (0:09.62)	1:48.04 [4] (0:12.55)	1:35.49 [4] (0:12.54)	1:22.95 [4] (0:11.94)	1:11.01 [2] (0:11.49)	0:59.52 [2] (0:11.68)	0:47.84 [2] (0:11.26)	0:36.58 [2] (0:11.93)	0:24.65 [3] (0:12.13)	0:12.52 [3] (0:12.52)			
Average Speed [km/h]	37.2	58.2	57.2	60.5	62.0	61.2	64.1	61.0	59.9	57.8			
Top Speed [km/h]	58.0	58.8	58.3	64.3	64.7	64.0	64.4	63.7	60.6	59.1			
Avg. Dist. to Rail [m]	5.2	1.9	0.4	1.7	2.2	0.6	0.6	1.3	3.9	3.8			
Avg. Stride Freq. [Hz]	2.1	2.3	2.2	2.2	2.3	2.3	2.3	2.3	2.3	2.2			
Avg. Stride Length [m]	4.9	7.0	7.1	7.4	7.4	7.2	7.5	7.5	7.2	7.2			



- [] Ranking at each section and finish
- .-.- No data available at this section
- NA No data available



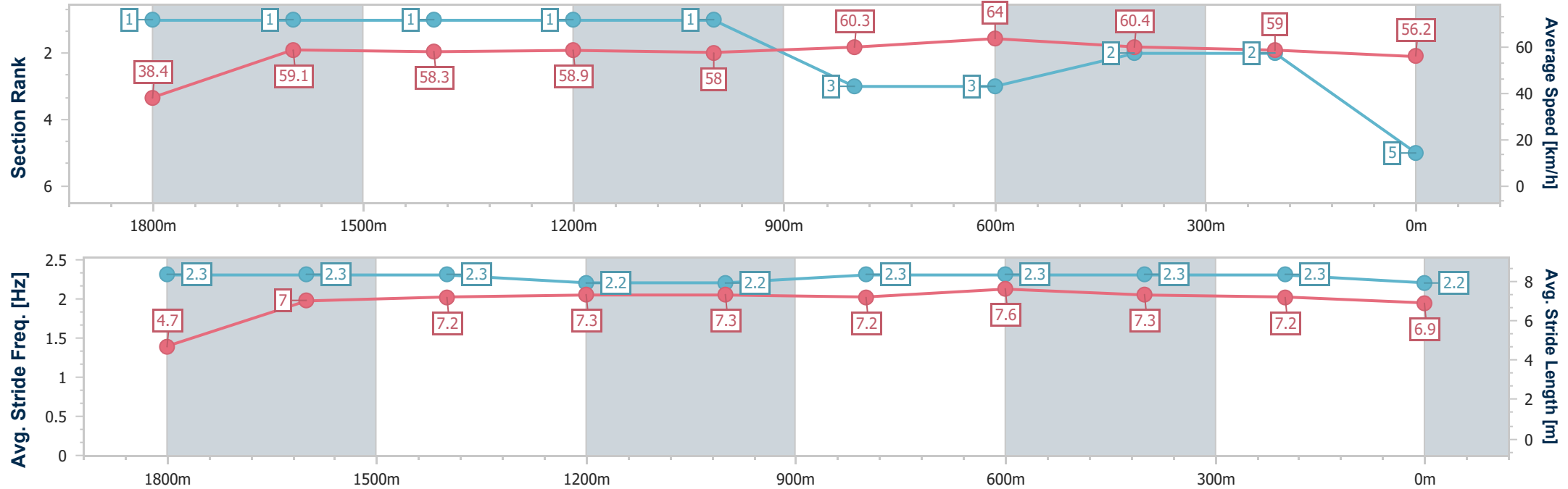
Horse/Jockey Name	Brand New
Final Rank	5
Fastest Section Time (Section)	0:09.40 (Overall)
Top Speed [km/h] (Section)	65.3 (800m)
Race State	Finished



Ladbrokes Cannon ParkProfessional
Race 1: Astute GI Pty Ltd- Rebecca Conlan BM60 Handicap - 1900m
25 November 2025 - 11:42
Track Rating: Good 4, Weather: Fine, Rail Position: Out +3m 1000m - 300m; True Remainder.



Section	Overall	1800m	1600m	1400m	1200m	1000m	800m	600m	400m	200m			
Section Times	1:57.91 [5] (0:09.40)	1:48.51 [1] (0:12.03)	1:36.48 [1] (0:12.18)	1:24.30 [1] (0:12.23)	1:12.07 [1] (0:12.23)	0:59.84 [1] (0:11.75)	0:48.09 [3] (0:11.31)	0:36.78 [3] (0:11.78)	0:25.00 [2] (0:12.19)	0:12.81 [2] (0:12.81)			
Average Speed [km/h]	38.4	59.1	58.3	58.9	58.0	60.3	64.0	60.4	59.0	56.2			
Top Speed [km/h]	60.4	60.8	58.7	59.5	59.0	64.1	65.3	63.7	59.9	59.1			
Avg. Dist. to Rail [m]	4.8	1.5	3.0	3.5	3.3	2.0	1.4	1.5	0.5	0.6			
Avg. Stride Freq. [Hz]	2.3	2.3	2.3	2.2	2.2	2.3	2.3	2.3	2.3	2.2			
Avg. Stride Length [m]	4.7	7.0	7.2	7.3	7.3	7.2	7.6	7.3	7.2	6.9			





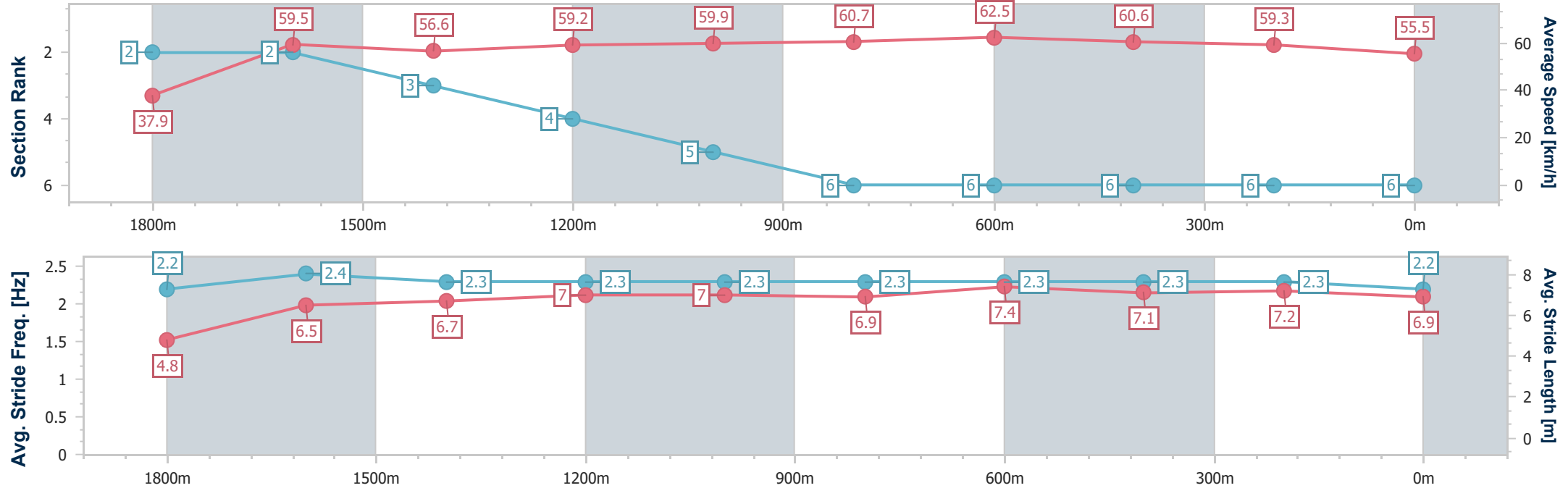
Horse/Jockey Name	Bombinate
Final Rank	6
Fastest Section Time (Section)	0:09.47 (Overall)
Top Speed [km/h] (Section)	63.0 (1000m)
Race State	Finished



Ladbrokes Cannon ParkProfessional
Race 1: Astute GI Pty Ltd- Rebecca Conlan BM60 Handicap - 1900m
25 November 2025 - 11:42
Track Rating: Good 4, Weather: Fine, Rail Position: Out +3m 1000m - 300m; True Remainder.



Section	Overall	1800m	1600m	1400m	1200m	1000m	800m	600m	400m	200m			
Section Times	1:59.06 [6] (0:09.47)	1:49.59 [2] (0:12.39)	1:37.20 [2] (0:12.69)	1:24.51 [3] (0:12.15)	1:12.36 [4] (0:11.90)	1:00.46 [5] (0:11.80)	0:48.66 [6] (0:11.54)	0:37.12 [6] (0:11.94)	0:25.18 [6] (0:12.22)	0:12.96 [6] (0:12.96)			
Average Speed [km/h]	37.9	59.5	56.6	59.2	59.9	60.7	62.5	60.6	59.3	55.5			
Top Speed [km/h]	59.9	61.7	57.8	60.2	61.4	63.0	63.0	61.4	60.6	57.8			
Avg. Dist. to Rail [m]	6.8	2.9	1.0	1.3	2.2	0.8	0.8	1.0	2.7	4.1			
Avg. Stride Freq. [Hz]	2.2	2.4	2.3	2.3	2.3	2.3	2.3	2.3	2.3	2.2			
Avg. Stride Length [m]	4.8	6.5	6.7	7.0	7.0	6.9	7.4	7.1	7.2	6.9			





Ladbrokes Cannon Park Professional
Race 2: FGF Bitumen Two-Years-Old and Three-Years-Old Handicap
(QTIS bonuses applicable) - 950m
25 November 2025 - 12:17



Track Rating: Good 4, Weather: Fine, Rail Position: Out +3m 1000m - 300m; True Remainder.

Section Field Times						Overall 0:54.18 (0:10.49)	800m 0:43.69 (0:10.43)	600m 0:33.26 (0:10.95)	400m 0:22.31 (0:11.04)	200m 0:11.27 (0:11.27)	Last 600m 0:33.26		
Rank	TAB	Horse/Jockey	Barrier	Top Speed [km/h]	Fastest Section							Margin	Distance Travelled [m]
1	1	SATISFIED MUGS	4	70.3	0:10.43	0:54.18 [1]	0:43.69 [1]	0:33.26 [1]	0:22.31 [1]	0:11.27 [1]	0:54.18	0:33.26	
		Ashley Butler		800m	800m	(0:10.49)	(0:10.43)	(0:10.95)	(0:11.04)	(0:11.27)			
2	4	NORDIC INVADER	3	70.8	0:10.43	0:54.78 [2]	0:43.74 [4]	0:33.31 [4]	0:22.54 [4]	0:11.48 [3]	3.55L	0:33.31	-5
		Ryan Wiggins		800m	800m	(0:11.04)	(0:10.43)	(0:10.77)	(0:11.06)	(0:11.48)			
3	3	CAROHVIC	2	70.8	0:10.34	0:54.86 [3]	0:43.93 [3]	0:33.59 [3]	0:22.78 [3]	0:11.60 [2]	4.03L	0:33.59	-4
		Lacey Morrison		800m	800m	(0:10.93)	(0:10.34)	(0:10.81)	(0:11.18)	(0:11.60)			
4	6	MINNIE VEGAS	1	69.9	0:10.46	0:55.45 [4]	0:44.89 [2]	0:34.43 [2]	0:23.51 [2]	0:12.08 [4]	7.5L	0:34.43	-2
		Krysten Swaffer		800m	800m	(0:10.56)	(0:10.46)	(0:10.92)	(0:11.43)	(0:12.08)			

Scratched: Alberta Bound (#5), Old Gold (#2)



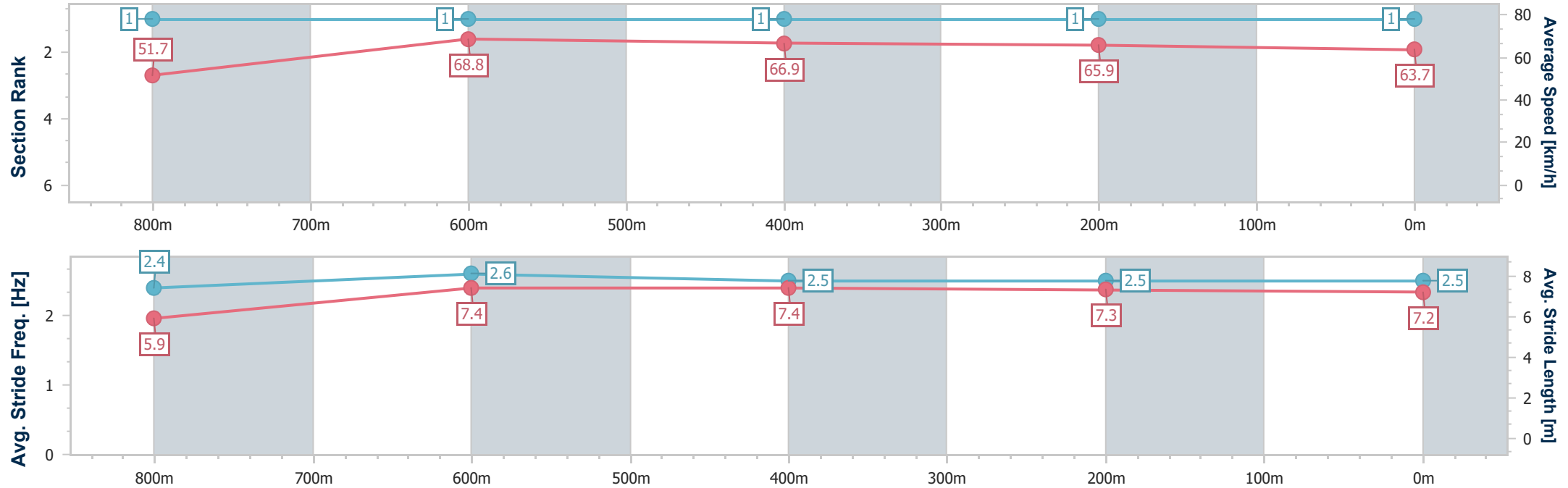
Horse/Jockey Name	Satisfied Mugs
Final Rank	1
Fastest Section Time (Section)	0:10.43 (800m)
Top Speed [km/h] (Section)	70.3 (800m)
Race State	Finished



Ladbroke's Cannon Park Professional
Race 2: FGF Bitumen Two-Years-Old and Three-Years-Old
Handicap (QTIS bonuses applicable) - 950m
25 November 2025 - 12:17
Track Rating: Good 4, Weather: Fine, Rail Position: Out +3m 1000m
- 300m; True Remainder.



Section	Overall	800m	600m	400m	200m										
Section Times	0:54.18 [1] (0:10.49)	0:43.69 [1] (0:10.43)	0:33.26 [1] (0:10.95)	0:22.31 [1] (0:11.04)	0:11.27 [1] (0:11.27)										
Average Speed [km/h]	51.7	68.8	66.9	65.9	63.7										
Top Speed [km/h]	67.4	70.3	68.4	66.8	65.8										
Avg. Dist. to Rail [m]	2.8	2.3	2.7	3.5	3.5										
Avg. Stride Freq. [Hz]	2.4	2.6	2.5	2.5	2.5										
Avg. Stride Length [m]	5.9	7.4	7.4	7.3	7.2										





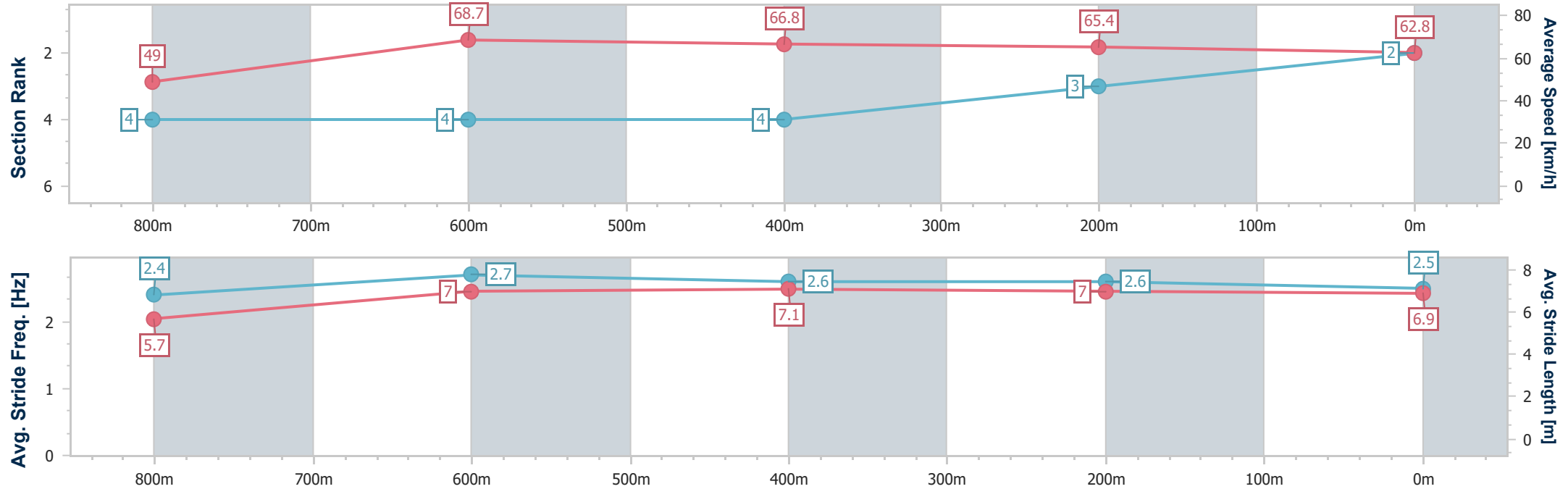
Horse/Jockey Name	Nordic Invader
Final Rank	2
Fastest Section Time (Section)	0:10.43 (800m)
Top Speed [km/h] (Section)	70.8 (800m)
Race State	Finished



Ladbroke's Cannon Park Professional
Race 2: FGF Bitumen Two-Years-Old and Three-Years-Old
Handicap (QTIS bonuses applicable) - 950m
25 November 2025 - 12:17
Track Rating: Good 4, Weather: Fine, Rail Position: Out +3m 1000m
- 300m; True Remainder.



Section	Overall	800m	600m	400m	200m										
Section Times	0:54.78 [2] (0:11.04)	0:43.74 [4] (0:10.43)	0:33.31 [4] (0:10.77)	0:22.54 [4] (0:11.06)	0:11.48 [3] (0:11.48)										
Average Speed [km/h]	49.0	68.7	66.8	65.4	62.8										
Top Speed [km/h]	67.4	70.8	70.4	66.5	65.7										
Avg. Dist. to Rail [m]	1.2	0.3	0.5	3.3	3.1										
Avg. Stride Freq. [Hz]	2.4	2.7	2.6	2.6	2.5										
Avg. Stride Length [m]	5.7	7.0	7.1	7.0	6.9										





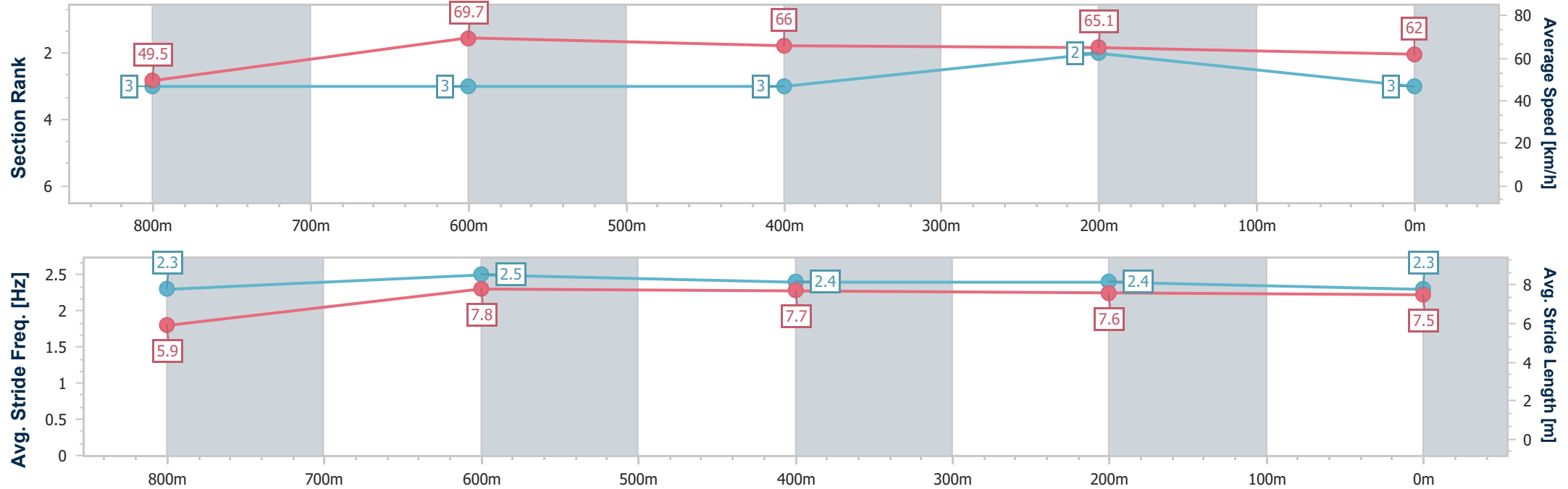
Horse/Jockey Name	Carohvic
Final Rank	3
Fastest Section Time (Section)	0:10.34 (800m)
Top Speed [km/h] (Section)	70.8 (800m)
Race State	Finished



Ladbroke's Cannon Park Professional
Race 2: FGF Bitumen Two-Years-Old and Three-Years-Old
Handicap (QTIS bonuses applicable) - 950m
25 November 2025 - 12:17
Track Rating: Good 4, Weather: Fine, Rail Position: Out +3m 1000m
- 300m; True Remainder.



Section	Overall	800m	600m	400m	200m										
Section Times	0:54.86 [3] (0:10.93)	0:43.93 [3] (0:10.34)	0:33.59 [3] (0:10.81)	0:22.78 [3] (0:11.18)	0:11.60 [2] (0:11.60)										
Average Speed [km/h]	49.5	69.7	66.0	65.1	62.0										
Top Speed [km/h]	69.1	70.8	70.1	66.1	64.0										
Avg. Dist. to Rail [m]	4.2	2.6	1.4	3.8	4.9										
Avg. Stride Freq. [Hz]	2.3	2.5	2.4	2.4	2.3										
Avg. Stride Length [m]	5.9	7.8	7.7	7.6	7.5										





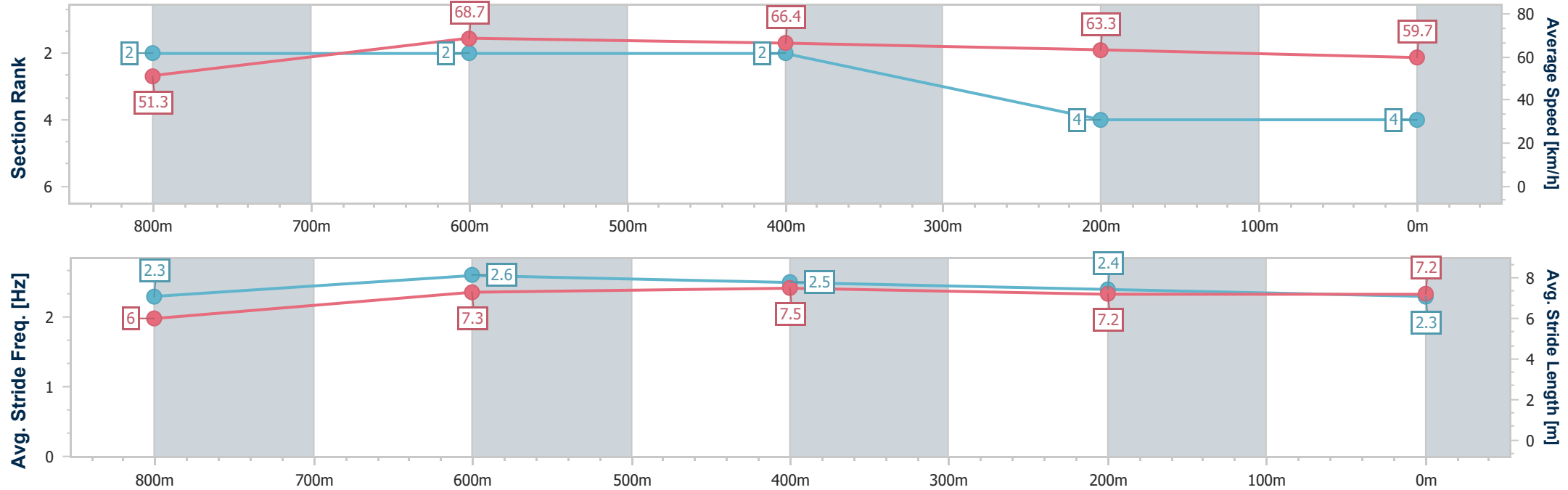
Horse/Jockey Name	Minnie Vegas
Final Rank	4
Fastest Section Time (Section)	0:10.46 (800m)
Top Speed [km/h] (Section)	69.9 (800m)
Race State	Finished



Ladbroke's Cannon Park Professional
Race 2: FGF Bitumen Two-Years-Old and Three-Years-Old
Handicap (QTIS bonuses applicable) - 950m
25 November 2025 - 12:17
Track Rating: Good 4, Weather: Fine, Rail Position: Out +3m 1000m
- 300m; True Remainder.



Section	Overall	800m	600m	400m	200m										
Section Times	0:55.45 [4] (0:10.56)	0:44.89 [2] (0:10.46)	0:34.43 [2] (0:10.92)	0:23.51 [2] (0:11.43)	0:12.08 [4] (0:12.08)										
Average Speed [km/h]	51.3	68.7	66.4	63.3	59.7										
Top Speed [km/h]	68.5	69.9	69.2	64.4	62.9										
Avg. Dist. to Rail [m]	1.1	0.3	0.8	2.8	3.4										
Avg. Stride Freq. [Hz]	2.3	2.6	2.5	2.4	2.3										
Avg. Stride Length [m]	6.0	7.3	7.5	7.2	7.2										





Ladbrokes Cannon Park Professional
Race 3: RNR AIR- Air Conditioning & Refrigeration Maiden Plate (QTIS
3YO ONLY) - 950m
25 November 2025 - 12:57



Track Rating: Good 4, Weather: Fine, Rail Position: Out +3m 1000m - 300m; True Remainder.

Section						Overall	800m	600m	400m	200m	Last 600m	
Field Times						0:54.61 (0:10.49)	0:44.12 (0:10.32)	0:33.80 (0:10.47)	0:23.33 (0:11.28)	0:12.05 (0:12.05)	0:33.80	
Rank	TAB	Horse/Jockey	Barrier	Top Speed [km/h]	Fastest Section						Margin	Distance Travelled [m]
1	4	HAPHAZARD	3	71.6	0:10.32	0:54.61 [1]	0:44.12 [1]	0:33.80 [1]	0:23.33 [1]	0:12.05 [1]	0:54.61	0:33.80
		Nathan Thomas		800m	800m	(0:10.49)	(0:10.32)	(0:10.47)	(0:11.28)	(0:12.05)		
2	5	SILVERTURN	7	71.5	0:10.25	0:54.88 [2]	0:44.06 [2]	0:33.81 [2]	0:22.98 [2]	0:11.86 [2]	1.61L	0:33.81 +4
		Rachel Shred		800m	800m	(0:10.82)	(0:10.25)	(0:10.83)	(0:11.12)	(0:11.86)		
3	2	MALBEC MAN	5	69.6	0:10.44	0:55.32 [3]	0:44.31 [4]	0:33.87 [4]	0:23.06 [3]	0:11.76 [3]	4.19L	0:33.87 +2
		Lacey Morrison		800m	800m	(0:11.01)	(0:10.44)	(0:10.81)	(0:11.30)	(0:11.76)		
4	1	HERE'S MASON	2	67.7	0:10.73	0:55.42 [4]	0:44.35 [6]	0:33.62 [5]	0:22.81 [5]	0:11.58 [4]	4.77L	0:33.62 +0
		Ryan Wiggins		600m	800m	(0:11.07)	(0:10.73)	(0:10.81)	(0:11.23)	(0:11.58)		
5	6	CHATEAU VON TESS	1	68.0	0:10.97	0:56.02 [5]	0:44.63 [7]	0:33.66 [7]	0:22.60 [6]	0:11.41 [6]	8.32L	0:33.66 +0
		Krysten Swaffer		800m	800m	(0:11.39)	(0:10.97)	(0:11.06)	(0:11.19)	(0:11.41)		
6	7	ROYAL PROPHECY	6	65.8	0:11.03	0:57.18 [6]	0:46.15 [5]	0:35.07 [6]	0:23.44 [7]	0:11.89 [7]	15.13L	0:35.07 +3
		Jackson Murphy		800m	Overall	(0:11.03)	(0:11.08)	(0:11.63)	(0:11.55)	(0:11.89)		
7	8	VAN DER WOODSEN	4	70.9	0:10.34	0:57.63 [7]	0:46.77 [3]	0:36.43 [3]	0:25.32 [4]	0:13.28 [5]	17.74L	0:36.43 +4
		Adam Sewell		800m	800m	(0:10.86)	(0:10.34)	(0:11.11)	(0:12.04)	(0:13.28)		

Scratched: Bravos Carlos (#3)



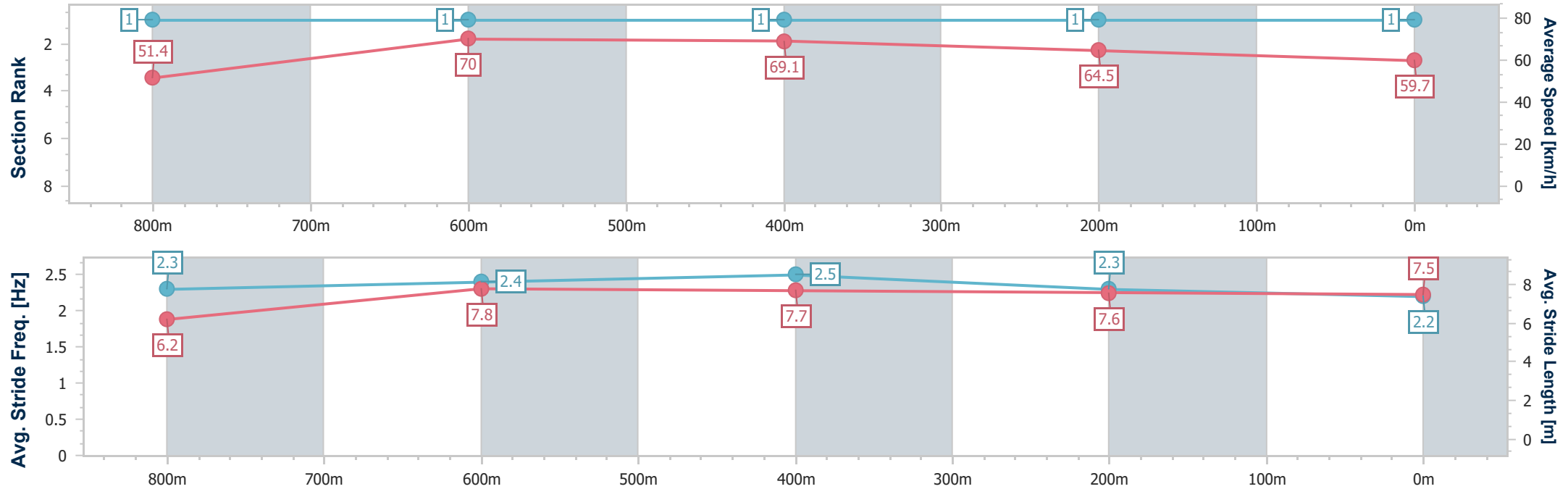
Horse/Jockey Name	Haphazard
Final Rank	1
Fastest Section Time (Section)	0:10.32 (800m)
Top Speed [km/h] (Section)	71.6 (800m)
Race State	Finished



Ladbrokes Cannon ParkProfessional
Race 3: RNR AIR- Air Conditioning & Refrigeration Maiden
Plate (QTIS 3YO ONLY) - 950m
25 November 2025 - 12:57
Track Rating: Good 4, Weather: Fine, Rail Position: Out +3m 1000m
- 300m; True Remainder.



Section	Overall	800m	600m	400m	200m									
Section Times	0:54.61 [1] (0:10.49)	0:44.12 [1] (0:10.32)	0:33.80 [1] (0:10.47)	0:23.33 [1] (0:11.28)	0:12.05 [1] (0:12.05)									
Average Speed [km/h]	51.4	70.0	69.1	64.5	59.7									
Top Speed [km/h]	68.4	71.6	71.6	68.1	62.0									
Avg. Dist. to Rail [m]	0.8	0.2	0.9	2.5	3.3									
Avg. Stride Freq. [Hz]	2.3	2.4	2.5	2.3	2.2									
Avg. Stride Length [m]	6.2	7.8	7.7	7.6	7.5									





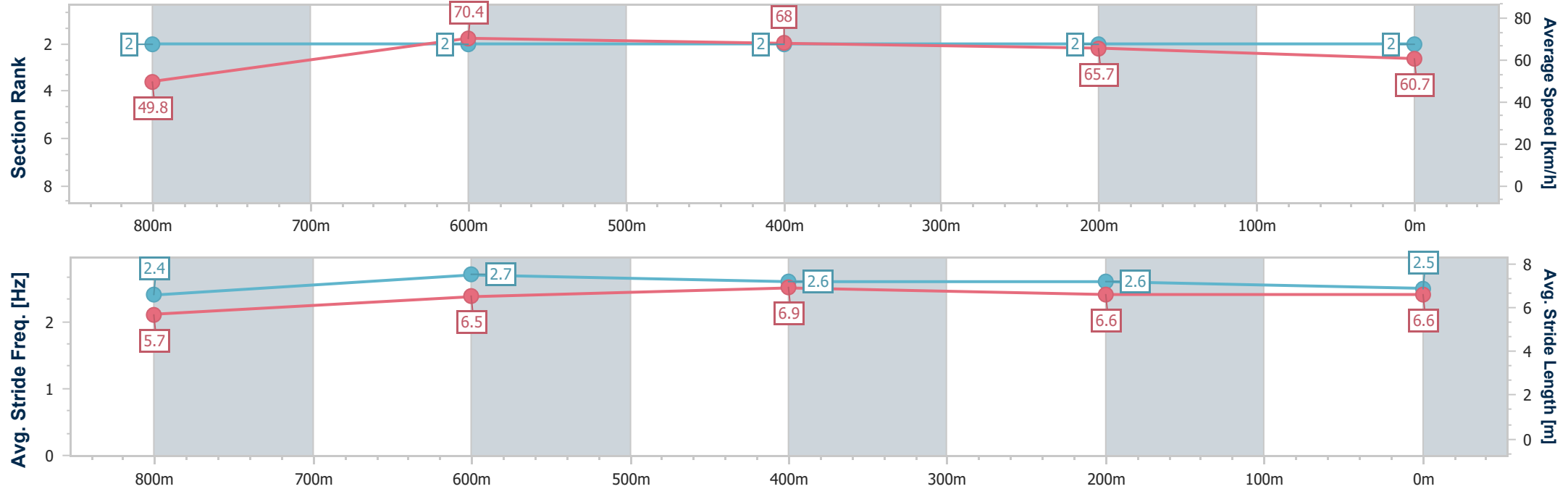
Horse/Jockey Name	Silverturn
Final Rank	2
Fastest Section Time (Section)	0:10.25 (800m)
Top Speed [km/h] (Section)	71.5 (800m)
Race State	Finished



Ladbrokes Cannon ParkProfessional
Race 3: RNR AIR- Air Conditioning & Refrigeration Maiden
Plate (QTIS 3YO ONLY) - 950m
25 November 2025 - 12:57
Track Rating: Good 4, Weather: Fine, Rail Position: Out +3m 1000m
- 300m; True Remainder.



Section	Overall	800m	600m	400m	200m										
Section Times	0:54.88 [2] (0:10.82)	0:44.06 [2] (0:10.25)	0:33.81 [2] (0:10.83)	0:22.98 [2] (0:11.12)	0:11.86 [2] (0:11.86)										
Average Speed [km/h]	49.8	70.4	68.0	65.7	60.7										
Top Speed [km/h]	68.0	71.5	69.1	67.4	64.2										
Avg. Dist. to Rail [m]	5.4	2.8	3.1	4.5	5.5										
Avg. Stride Freq. [Hz]	2.4	2.7	2.6	2.6	2.5										
Avg. Stride Length [m]	5.7	6.5	6.9	6.6	6.6										





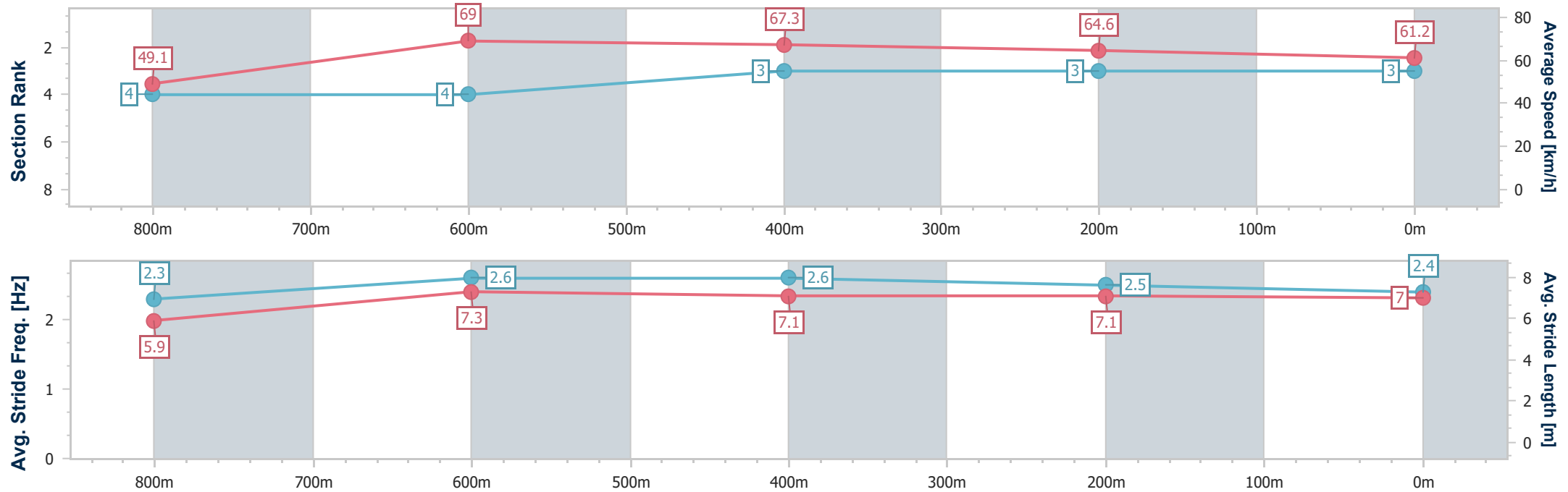
Horse/Jockey Name	Malbec Man
Final Rank	3
Fastest Section Time (Section)	0:10.44 (800m)
Top Speed [km/h] (Section)	69.6 (800m)
Race State	Finished



Ladbroke's Cannon Park Professional
Race 3: RNR AIR- Air Conditioning & Refrigeration Maiden
Plate (QTIS 3YO ONLY) - 950m
25 November 2025 - 12:57
Track Rating: Good 4, Weather: Fine, Rail Position: Out +3m 1000m
- 300m; True Remainder.



Section	Overall	800m	600m	400m	200m										
Section Times	0:55.32 [3] (0:11.01)	0:44.31 [4] (0:10.44)	0:33.87 [4] (0:10.81)	0:23.06 [3] (0:11.30)	0:11.76 [3] (0:11.76)										
Average Speed [km/h]	49.1	69.0	67.3	64.6	61.2										
Top Speed [km/h]	66.3	69.6	69.2	65.6	64.2										
Avg. Dist. to Rail [m]	3.4	1.6	1.8	4.4	6.0										
Avg. Stride Freq. [Hz]	2.3	2.6	2.6	2.5	2.4										
Avg. Stride Length [m]	5.9	7.3	7.1	7.1	7.0										





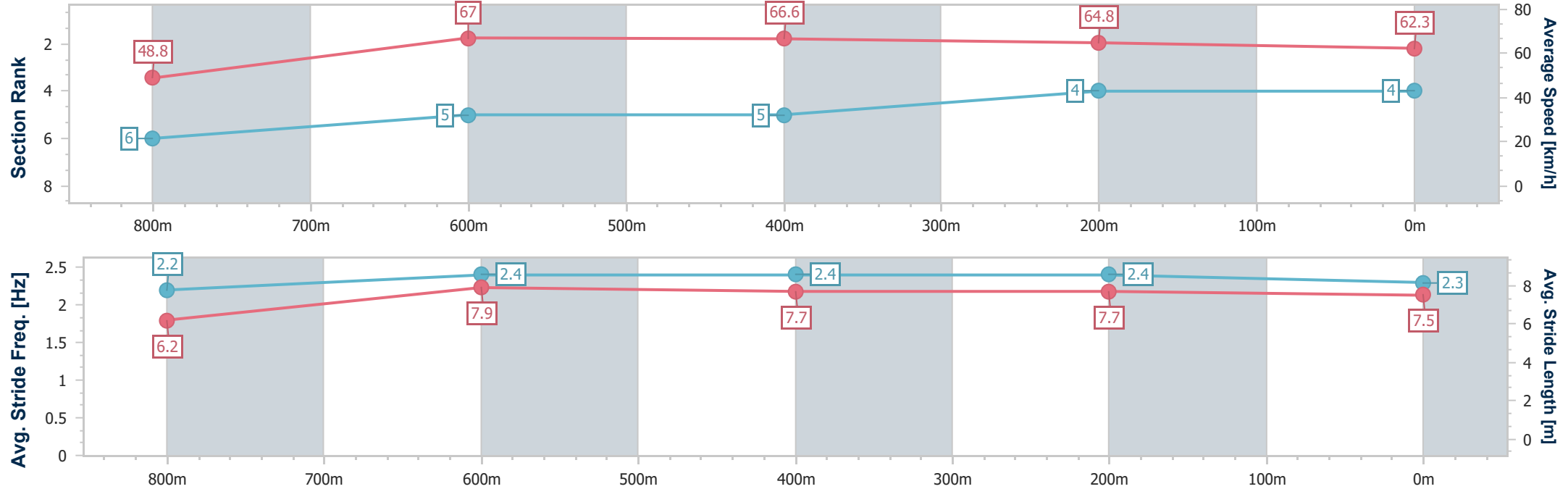
Horse/Jockey Name	Here's Mason
Final Rank	4
Fastest Section Time (Section)	0:10.73 (800m)
Top Speed [km/h] (Section)	67.7 (600m)
Race State	Finished



Ladbrokes Cannon ParkProfessional
Race 3: RNR AIR- Air Conditioning & Refrigeration Maiden
Plate (QTIS 3YO ONLY) - 950m
25 November 2025 - 12:57
Track Rating: Good 4, Weather: Fine, Rail Position: Out +3m 1000m
- 300m; True Remainder.



Section	Overall	800m	600m	400m	200m										
Section Times	0:55.42 [4] (0:11.07)	0:44.35 [6] (0:10.73)	0:33.62 [5] (0:10.81)	0:22.81 [5] (0:11.23)	0:11.58 [4] (0:11.58)										
Average Speed [km/h]	48.8	67.0	66.6	64.8	62.3										
Top Speed [km/h]	66.1	67.7	67.7	66.2	63.7										
Avg. Dist. to Rail [m]	1.0	0.2	0.5	5.1	7.4										
Avg. Stride Freq. [Hz]	2.2	2.4	2.4	2.4	2.3										
Avg. Stride Length [m]	6.2	7.9	7.7	7.7	7.5										





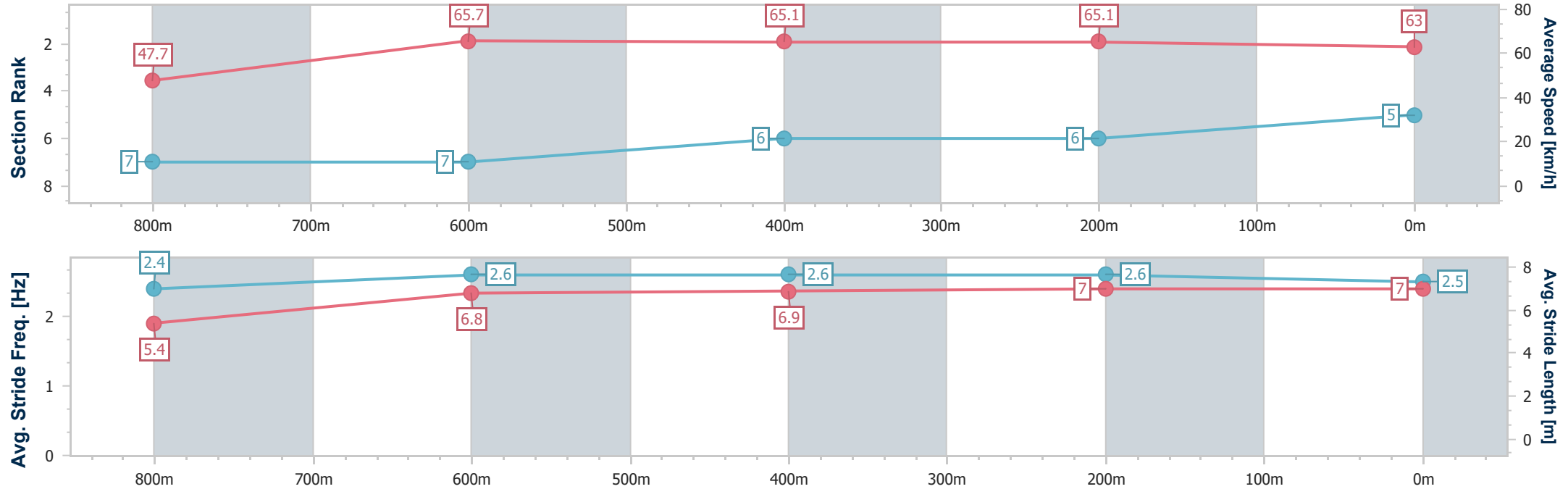
Horse/Jockey Name	Chateau Von Tess
Final Rank	5
Fastest Section Time (Section)	0:10.97 (800m)
Top Speed [km/h] (Section)	68.0 (800m)
Race State	Finished



Ladbroke's Cannon Park Professional
Race 3: RNR AIR- Air Conditioning & Refrigeration Maiden
Plate (QTIS 3YO ONLY) - 950m
25 November 2025 - 12:57
Track Rating: Good 4, Weather: Fine, Rail Position: Out +3m 1000m
- 300m; True Remainder.



Section	Overall	800m	600m	400m	200m										
Section Times	0:56.02 [5] (0:11.39)	0:44.63 [7] (0:10.97)	0:33.66 [7] (0:11.06)	0:22.60 [6] (0:11.19)	0:11.41 [6] (0:11.41)										
Average Speed [km/h]	47.7	65.7	65.1	65.1	63.0										
Top Speed [km/h]	63.6	68.0	66.7	67.0	65.4										
Avg. Dist. to Rail [m]	1.8	0.8	0.7	4.7	7.4										
Avg. Stride Freq. [Hz]	2.4	2.6	2.6	2.6	2.5										
Avg. Stride Length [m]	5.4	6.8	6.9	7.0	7.0										





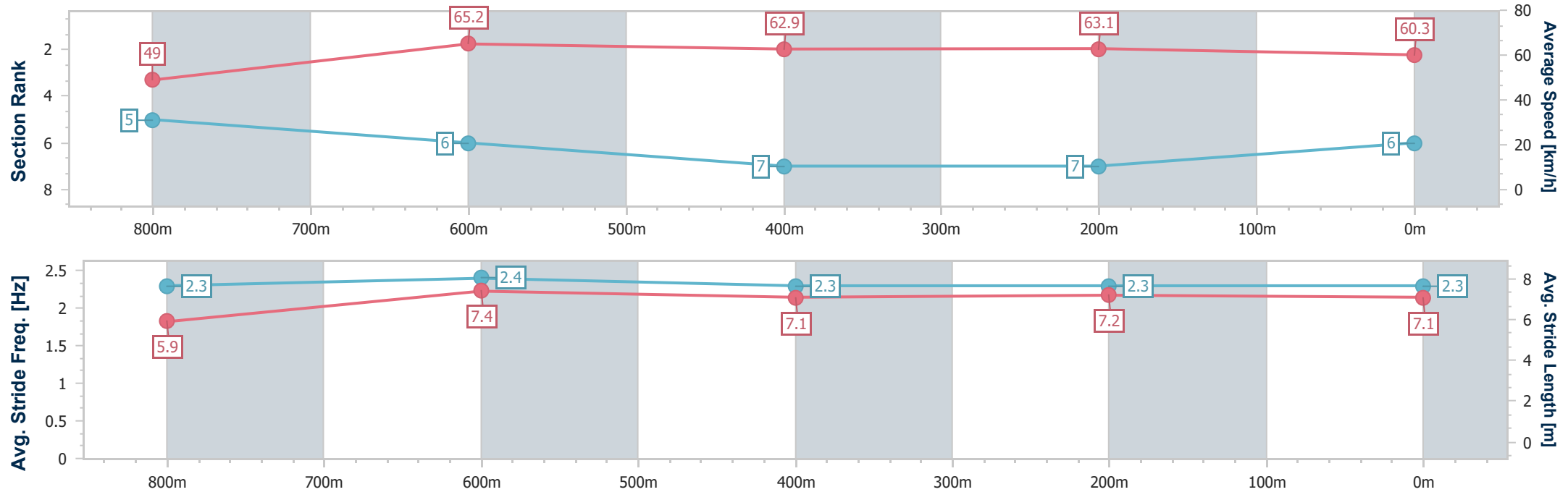
Horse/Jockey Name	Royal Prophecy
Final Rank	6
Fastest Section Time (Section)	0:11.03 (Overall)
Top Speed [km/h] (Section)	65.8 (800m)
Race State	Finished



Ladbrokes Cannon ParkProfessional
Race 3: RNR AIR- Air Conditioning & Refrigeration Maiden
Plate (QTIS 3YO ONLY) - 950m
25 November 2025 - 12:57
Track Rating: Good 4, Weather: Fine, Rail Position: Out +3m 1000m
- 300m; True Remainder.



Section	Overall	800m	600m	400m	200m										
Section Times	0:57.18 [6] (0:11.03)	0:46.15 [5] (0:11.08)	0:35.07 [6] (0:11.63)	0:23.44 [7] (0:11.55)	0:11.89 [7] (0:11.89)										
Average Speed [km/h]	49.0	65.2	62.9	63.1	60.3										
Top Speed [km/h]	63.8	65.8	64.8	64.2	63.9										
Avg. Dist. to Rail [m]	4.2	2.1	2.2	4.3	5.8										
Avg. Stride Freq. [Hz]	2.3	2.4	2.3	2.3	2.3										
Avg. Stride Length [m]	5.9	7.4	7.1	7.2	7.1										





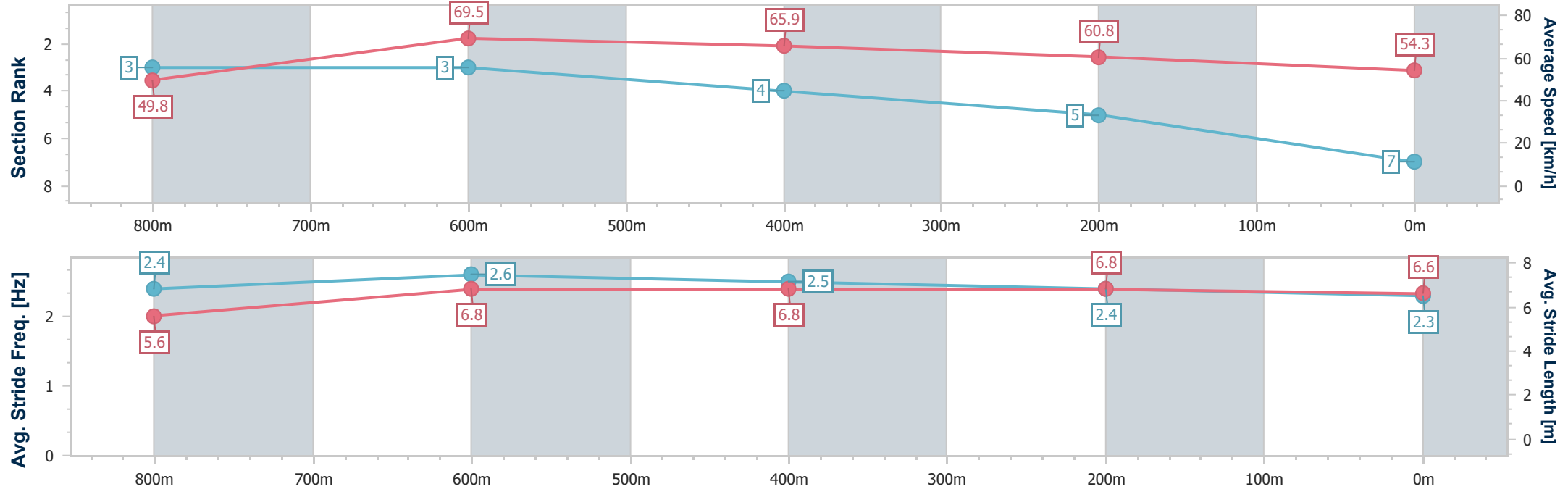
Horse/Jockey Name	Van Der Woodsen
Final Rank	7
Fastest Section Time (Section)	0:10.34 (800m)
Top Speed [km/h] (Section)	70.9 (800m)
Race State	Finished



Ladbroke's Cannon Park Professional
Race 3: RNR AIR- Air Conditioning & Refrigeration Maiden
Plate (QTIS 3YO ONLY) - 950m
25 November 2025 - 12:57
Track Rating: Good 4, Weather: Fine, Rail Position: Out +3m 1000m
- 300m; True Remainder.



Section	Overall	800m	600m	400m	200m										
Section Times	0:57.63 [7] (0:10.86)	0:46.77 [3] (0:10.34)	0:36.43 [3] (0:11.11)	0:25.32 [4] (0:12.04)	0:13.28 [5] (0:13.28)										
Average Speed [km/h]	49.8	69.5	65.9	60.8	54.3										
Top Speed [km/h]	68.3	70.9	69.3	63.6	58.1										
Avg. Dist. to Rail [m]	2.4	0.9	2.6	5.4	6.6										
Avg. Stride Freq. [Hz]	2.4	2.6	2.5	2.4	2.3										
Avg. Stride Length [m]	5.6	6.8	6.8	6.8	6.6										





Ladbrokes Cannon Park Professional
Race 4: Cashcor Engineering OPEN Handicap - 950m
25 November 2025 - 13:35



Track Rating: Good 4, Weather: Fine, Rail Position: Out +3m 1000m - 300m; True Remainder.

Section						Overall	800m	600m	400m	200m			Last 600m
Field Times						0:53.90 (0:10.06)	0:43.84 (0:10.36)	0:33.48 (0:10.95)	0:22.53 (0:11.08)	0:11.45 (0:11.45)			0:33.48
Rank	TAB	Horse/Jockey	Barrier	Top Speed [km/h]	Fastest Section							Margin	Distance Travelled [m]
1	4	RECRUITER	1	68.8	0:10.14	0:53.90 [1]	0:43.76 [2]	0:33.22 [3]	0:22.42 [2]	0:11.45 [1]	0:53.90	0:33.22	
		Lacey Morrison		800m	Overall	(0:10.14)	(0:10.54)	(0:10.80)	(0:10.97)	(0:11.45)			
2	5	BLOOMIN' RIPPER	5	69.9	0:10.21	0:53.90 [2]	0:43.69 [3]	0:33.23 [2]	0:22.35 [3]	0:11.40 [3]	0.02L	0:33.23 +1	
		Rachel Shred		800m	Overall	(0:10.21)	(0:10.46)	(0:10.88)	(0:10.95)	(0:11.40)			
3	6	SATURDAY VIBES	3	69.5	0:10.47	0:54.04 [3]	0:43.54 [4]	0:33.07 [4]	0:22.22 [4]	0:11.29 [5]	0.81L	0:33.07 +1	
		Sean Cormack		800m	800m	(0:10.50)	(0:10.47)	(0:10.85)	(0:10.93)	(0:11.29)			
4	2	FAMILY STAR	6	69.4	0:10.51	0:54.09 [4]	0:43.41 [6]	0:32.90 [6]	0:22.06 [6]	0:11.18 [6]	1.11L	0:32.90 +4	
		Ashley Butler		800m	800m	(0:10.68)	(0:10.51)	(0:10.84)	(0:10.88)	(0:11.18)			
5	1	LIDDER VALLEY	4	69.2	0:10.49	0:54.20 [5]	0:43.68 [5]	0:33.19 [5]	0:22.34 [5]	0:11.46 [4]	1.76L	0:33.19 +3	
		Ryan Wiggins		800m	800m	(0:10.52)	(0:10.49)	(0:10.85)	(0:10.88)	(0:11.46)			
6	3	MIDAS STAR	2	70.8	0:10.06	0:54.25 [6]	0:44.19 [1]	0:33.83 [1]	0:22.88 [1]	0:11.75 [2]	2.08L	0:33.83 +0	
		Ivo Fry		800m	Overall	(0:10.06)	(0:10.36)	(0:10.95)	(0:11.13)	(0:11.75)			



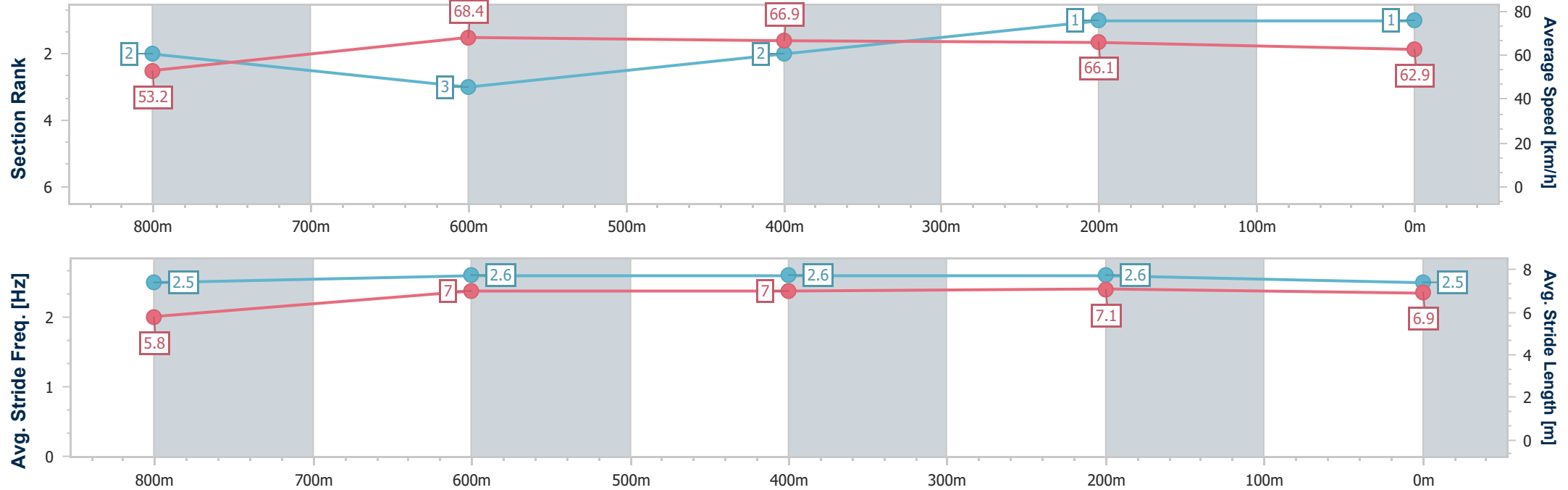
Horse/Jockey Name	Recruiter
Final Rank	1
Fastest Section Time (Section)	0:10.14 (Overall)
Top Speed [km/h] (Section)	68.8 (800m)
Race State	Finished



Ladbrokes Cannon ParkProfessional
Race 4: Cashcor Engineering OPEN Handicap - 950m
25 November 2025 - 13:35
Track Rating: Good 4, Weather: Fine, Rail Position: Out +3m 1000m
- 300m; True Remainder.



Section	Overall	800m	600m	400m	200m										
Section Times	0:53.90 [1] (0:10.14)	0:43.76 [2] (0:10.54)	0:33.22 [3] (0:10.80)	0:22.42 [2] (0:10.97)	0:11.45 [1] (0:11.45)										
Average Speed [km/h]	53.2	68.4	66.9	66.1	62.9										
Top Speed [km/h]	67.7	68.8	68.1	66.8	65.8										
Avg. Dist. to Rail [m]	0.3	0.4	0.8	3.3	4.0										
Avg. Stride Freq. [Hz]	2.5	2.6	2.6	2.6	2.5										
Avg. Stride Length [m]	5.8	7.0	7.0	7.1	6.9										





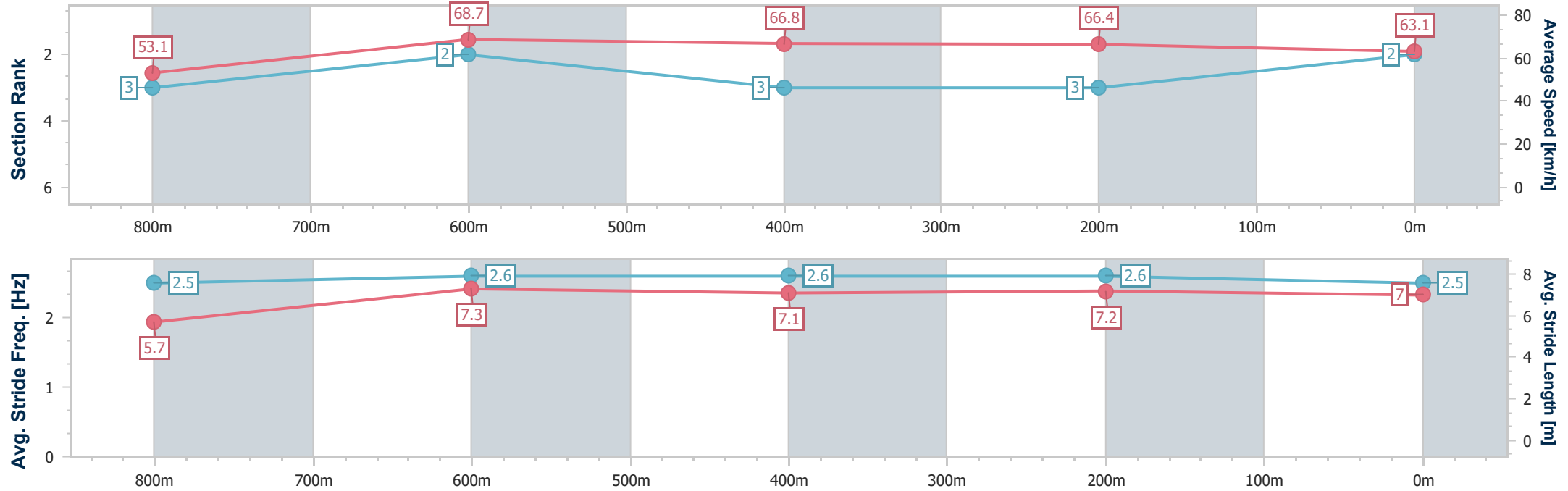
Horse/Jockey Name	Bloomin' Ripper
Final Rank	2
Fastest Section Time (Section)	0:10.21 (Overall)
Top Speed [km/h] (Section)	69.9 (800m)
Race State	Finished



Ladbrokes Cannon ParkProfessional
Race 4: Cashcor Engineering OPEN Handicap - 950m
25 November 2025 - 13:35
Track Rating: Good 4, Weather: Fine, Rail Position: Out +3m 1000m
- 300m; True Remainder.



Section	Overall	800m	600m	400m	200m										
Section Times	0:53.90 [2] (0:10.21)	0:43.69 [3] (0:10.46)	0:33.23 [2] (0:10.88)	0:22.35 [3] (0:10.95)	0:11.40 [3] (0:11.40)										
Average Speed [km/h]	53.1	68.7	66.8	66.4	63.1										
Top Speed [km/h]	68.1	69.9	68.0	68.1	67.9										
Avg. Dist. to Rail [m]	2.1	0.4	1.3	4.1	7.8										
Avg. Stride Freq. [Hz]	2.5	2.6	2.6	2.6	2.5										
Avg. Stride Length [m]	5.7	7.3	7.1	7.2	7.0										





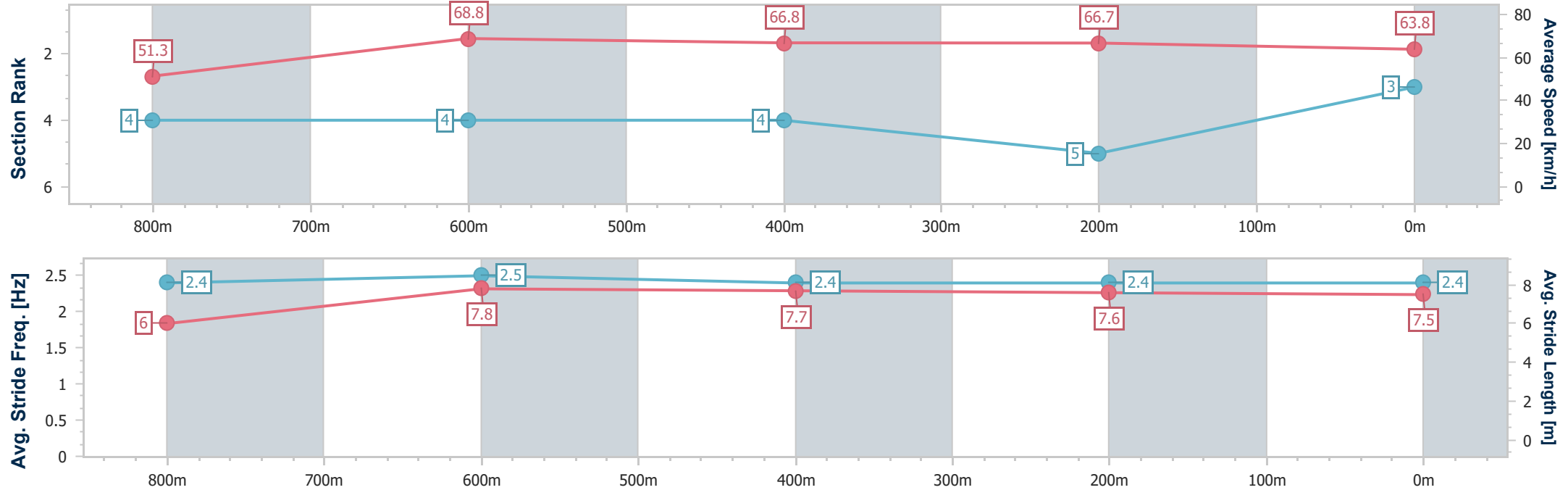
Horse/Jockey Name	Saturday Vibes
Final Rank	3
Fastest Section Time (Section)	0:10.47 (800m)
Top Speed [km/h] (Section)	69.5 (800m)
Race State	Finished



Ladbrokes Cannon Park Professional
Race 4: Cashcor Engineering OPEN Handicap - 950m
25 November 2025 - 13:35
Track Rating: Good 4, Weather: Fine, Rail Position: Out +3m 1000m
- 300m; True Remainder.



Section	Overall	800m	600m	400m	200m										
Section Times	0:54.04 [3] (0:10.50)	0:43.54 [4] (0:10.47)	0:33.07 [4] (0:10.85)	0:22.22 [4] (0:10.93)	0:11.29 [5] (0:11.29)										
Average Speed [km/h]	51.3	68.8	66.8	66.7	63.8										
Top Speed [km/h]	69.4	69.5	68.4	67.3	66.5										
Avg. Dist. to Rail [m]	0.8	1.0	1.3	3.6	4.9										
Avg. Stride Freq. [Hz]	2.4	2.5	2.4	2.4	2.4										
Avg. Stride Length [m]	6.0	7.8	7.7	7.6	7.5										



[] Ranking at each section and finish
- - - - - No data available at this section
NA No data available



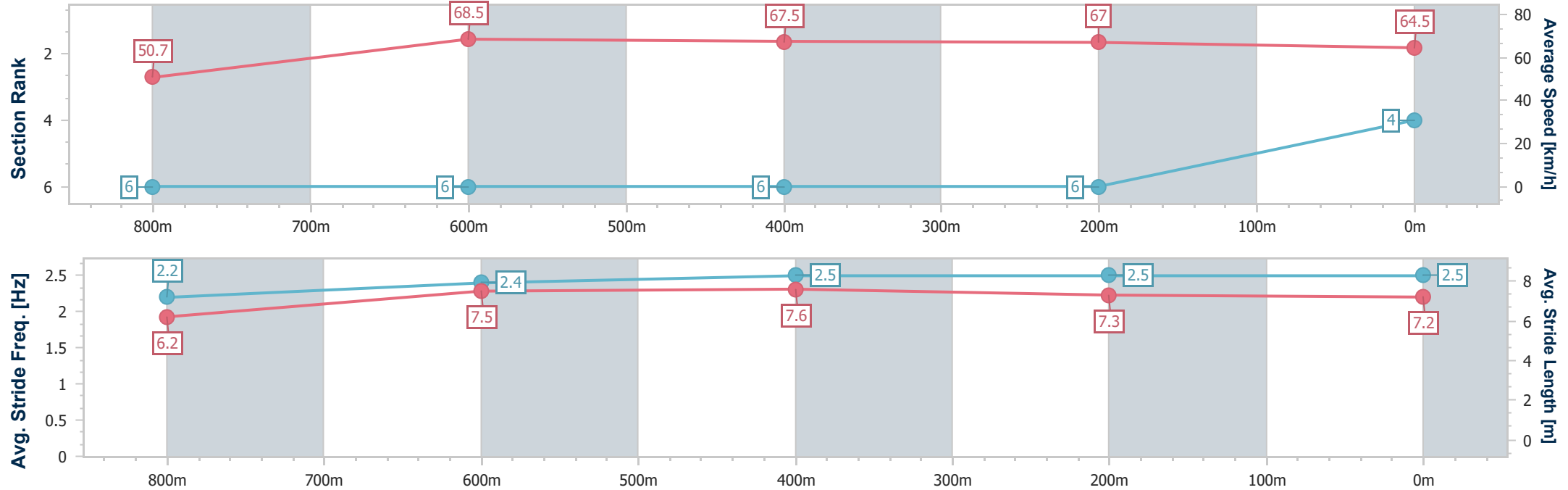
Horse/Jockey Name	Family Star
Final Rank	4
Fastest Section Time (Section)	0:10.51 (800m)
Top Speed [km/h] (Section)	69.4 (800m)
Race State	Finished



Ladbroke's Cannon Park Professional
Race 4: Cashcor Engineering OPEN Handicap - 950m
25 November 2025 - 13:35
Track Rating: Good 4, Weather: Fine, Rail Position: Out +3m 1000m
- 300m; True Remainder.



Section	Overall	800m	600m	400m	200m														
Section Times	0:54.09 [4] (0:10.68)	0:43.41 [6] (0:10.51)	0:32.90 [6] (0:10.84)	0:22.06 [6] (0:10.88)	0:11.18 [6] (0:11.18)														
Average Speed [km/h]	50.7	68.5	67.5	67.0	64.5														
Top Speed [km/h]	68.1	69.4	68.7	68.3	65.8														
Avg. Dist. to Rail [m]	3.0	0.6	2.0	6.1	8.1														
Avg. Stride Freq. [Hz]	2.2	2.4	2.5	2.5	2.5														
Avg. Stride Length [m]	6.2	7.5	7.6	7.3	7.2														





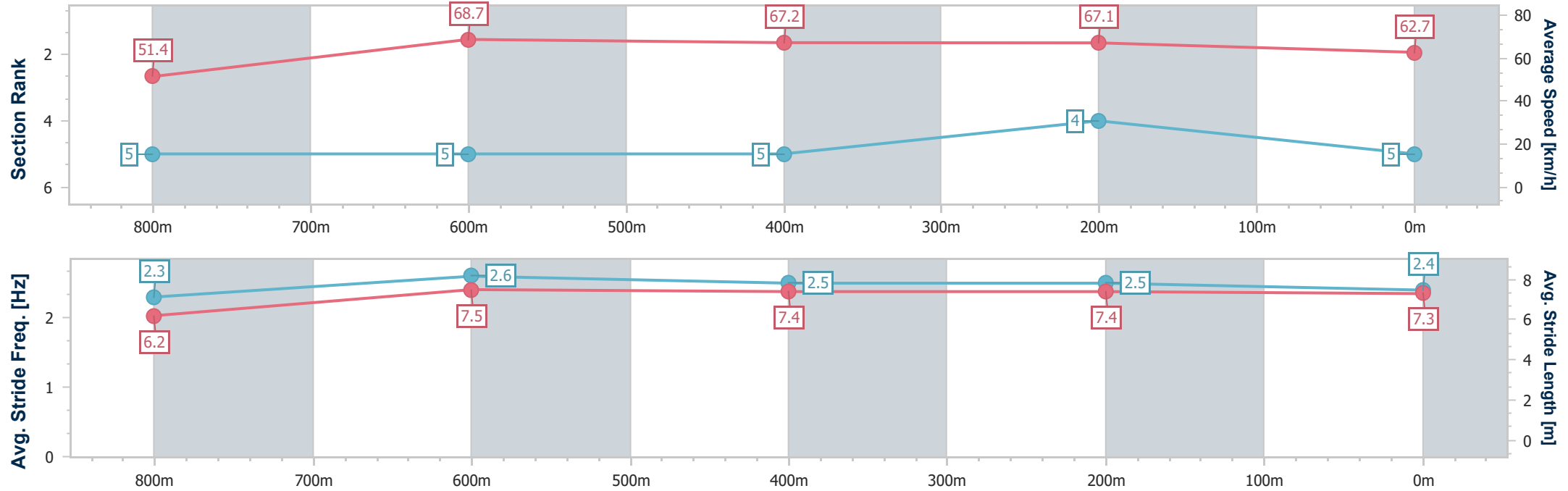
Horse/Jockey Name	Lidder Valley
Final Rank	5
Fastest Section Time (Section)	0:10.49 (800m)
Top Speed [km/h] (Section)	69.2 (800m)
Race State	Finished



Ladbrokes Cannon Park Professional
Race 4: Cashcor Engineering OPEN Handicap - 950m
25 November 2025 - 13:35
Track Rating: Good 4, Weather: Fine, Rail Position: Out +3m 1000m
- 300m; True Remainder.



Section	Overall	800m	600m	400m	200m										
Section Times	0:54.20 [5] (0:10.52)	0:43.68 [5] (0:10.49)	0:33.19 [5] (0:10.85)	0:22.34 [5] (0:10.88)	0:11.46 [4] (0:11.46)										
Average Speed [km/h]	51.4	68.7	67.2	67.1	62.7										
Top Speed [km/h]	68.5	69.2	68.8	68.8	66.3										
Avg. Dist. to Rail [m]	2.4	1.3	2.1	4.7	5.9										
Avg. Stride Freq. [Hz]	2.3	2.6	2.5	2.5	2.4										
Avg. Stride Length [m]	6.2	7.5	7.4	7.4	7.3										



[] Ranking at each section and finish
-.-.- No data available at this section
NA No data available



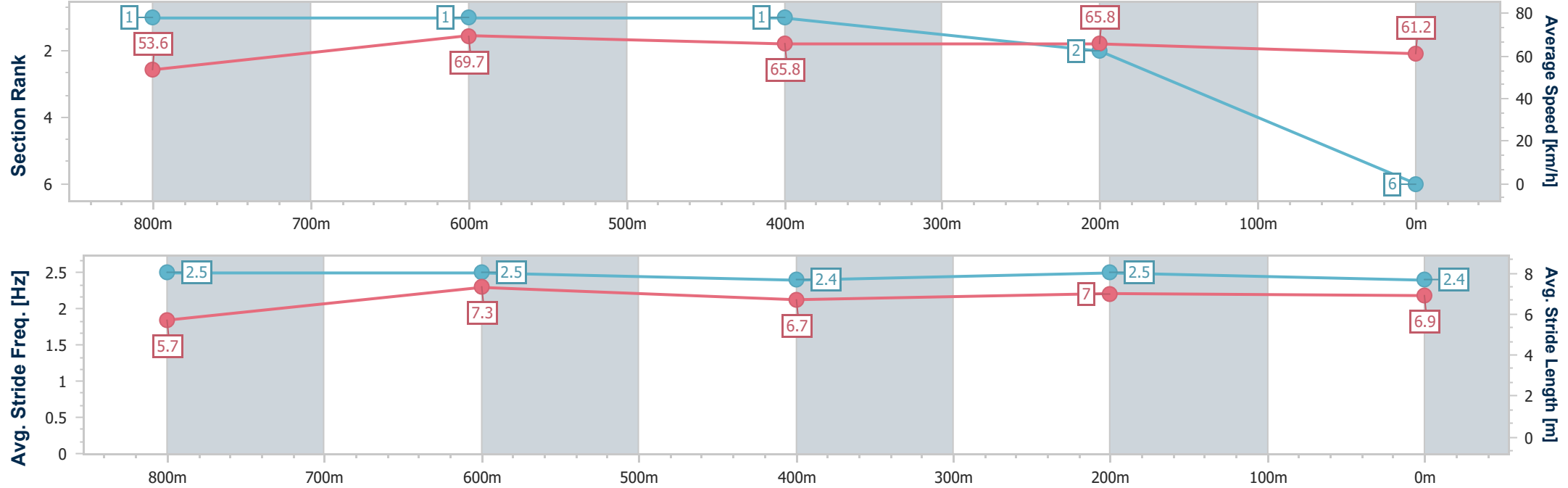
Horse/Jockey Name	Midas Star
Final Rank	6
Fastest Section Time (Section)	0:10.06 (Overall)
Top Speed [km/h] (Section)	70.8 (800m)
Race State	Finished



Ladbrokes Cannon Park Professional
Race 4: Cashcor Engineering OPEN Handicap - 950m
25 November 2025 - 13:35
Track Rating: Good 4, Weather: Fine, Rail Position: Out +3m 1000m
- 300m; True Remainder.



Section	Overall	800m	600m	400m	200m														
Section Times	0:54.25 [6] (0:10.06)	0:44.19 [1] (0:10.36)	0:33.83 [1] (0:10.95)	0:22.88 [1] (0:11.13)	0:11.75 [2] (0:11.75)														
Average Speed [km/h]	53.6	69.7	65.8	65.8	61.2														
Top Speed [km/h]	70.5	70.8	67.8	66.6	64.4														
Avg. Dist. to Rail [m]	0.6	1.5	1.2	4.7	4.3														
Avg. Stride Freq. [Hz]	2.5	2.5	2.4	2.5	2.4														
Avg. Stride Length [m]	5.7	7.3	6.7	7.0	6.9														





Ladbrokes Cannon Park Professional
Race 5: Ladbrokes Odds Surge BM60 Handicap - 1400m
25 November 2025 - 14:12



Track Rating: Good 4, Weather: Fine, Rail Position: Out +3m 1000m - 300m; True Remainder.

Section						Overall	1200m	1000m	800m	600m	400m	Last 600m	
Field Times						1:23.85 (0:14.54)	1:09.31 (0:10.91)	0:58.40 (0:11.28)	0:47.12 (0:11.33)	0:35.79 (0:11.46)	0:24.33 (0:11.76)	0:35.79	
Rank	TAB	Horse/Jockey	Barrier	Top Speed [km/h]	Fastest Section								Distance Travelled [m]
1	6	KICKAGOAL KENNY	3	67.2	0:10.91	1:23.85 [1]	1:09.31 [1]	0:58.40 [1]	0:47.12 [1]	0:35.79 [1]	0:24.33 [1]	0:35.79	
		Krysten Swaffer		Overall	1200m	(0:14.54)	(0:10.91)	(0:11.28)	(0:11.33)	(0:11.46)	(0:11.76)		
2	2	PAR FIVE	6	66.6	0:10.89	1:23.99 [2]	1:08.93 [5]	0:58.04 [4]	0:46.68 [3]	0:35.20 [4]	0:23.76 [4]	0:35.20	+5
		Lacey Morrison		1200m	1200m	(0:15.06)	(0:10.89)	(0:11.36)	(0:11.48)	(0:11.44)	(0:11.62)		
3	3	RONS FINEST CHOICE	2	66.8	0:10.96	1:24.16 [3]	1:09.51 [2]	0:58.55 [2]	0:47.16 [2]	0:35.70 [2]	0:24.17 [2]	0:35.70	+10
		Ryan Wiggins		1200m	1200m	(0:14.65)	(0:10.96)	(0:11.39)	(0:11.46)	(0:11.53)	(0:11.75)		
4	7	REDLIGHTS ON	4	68.9	0:11.00	1:24.25 [4]	1:09.45 [3]	0:58.45 [3]	0:46.93 [4]	0:35.57 [3]	0:24.10 [3]	0:35.57	+13
		Ivo Fry		Overall	1200m	(0:14.80)	(0:11.00)	(0:11.52)	(0:11.36)	(0:11.47)	(0:11.76)		
5	1	MOOLOOLABA	8	65.5	0:11.08	1:24.39 [5]	1:09.42 [4]	0:58.34 [5]	0:46.88 [5]	0:35.52 [5]	0:23.92 [5]	0:35.52	+13
		Ashley Butler		Overall	1200m	(0:14.97)	(0:11.08)	(0:11.46)	(0:11.36)	(0:11.60)	(0:11.82)		
6	5	CAPICELLA	5	66.0	0:11.04	1:24.71 [6]	1:09.50 [6]	0:58.46 [6]	0:46.98 [7]	0:35.66 [7]	0:23.91 [7]	0:35.66	+12
		Jackson Murphy		1200m	1200m	(0:15.21)	(0:11.04)	(0:11.48)	(0:11.32)	(0:11.75)	(0:11.78)		
7	4	SUPER TWENTY THREE	7	65.5	0:11.03	1:24.95 [7]	1:09.57 [8]	0:58.54 [8]	0:47.18 [8]	0:35.77 [8]	0:24.13 [8]	0:35.77	+9
		Sean Cormack		1200m	1200m	(0:15.38)	(0:11.03)	(0:11.36)	(0:11.41)	(0:11.64)	(0:11.80)		
8	8	KHAMIS	1	66.7	0:10.94	1:25.78 [8]	1:10.46 [7]	0:59.52 [7]	0:48.20 [6]	0:36.78 [6]	0:25.06 [6]	0:36.78	+8
		Adam Sewell		1200m	1200m	(0:15.32)	(0:10.94)	(0:11.32)	(0:11.42)	(0:11.72)	(0:12.21)		



Ladbrokes Cannon Park Professional
Race 5: Ladbrokes Odds Surge BM60 Handicap - 1400m
25 November 2025 - 14:12



Track Rating: Good 4, Weather: Fine, Rail Position: Out +3m 1000m - 300m; True Remainder.

Section Field Times				200m 0:12.57 (0:12.57)				Last 600m 0:35.79	
Rank	TAB	Horse/Jockey	Barrier	Top Speed [km/h]	Fastest Section	Margin		Distance Travelled [m]	
1	6	KICKAGOAL KENNY	3	67.2	0:10.91	0:12.57 [1]	1:23.85	0:35.79	
		Krysten Swaffer		Overall	1200m	(0:12.57)			
2	2	PAR FIVE	6	66.6	0:10.89	0:12.14 [3]	0.82L	0:35.20	+5
		Lacey Morrison		1200m	1200m	(0:12.14)			
3	3	RONS FINEST CHOICE	2	66.8	0:10.96	0:12.42 [2]	1.87L	0:35.70	+10
		Ryan Wiggins		1200m	1200m	(0:12.42)			
4	7	REDLIGHTS ON	4	68.9	0:11.00	0:12.34 [4]	2.37L	0:35.57	+13
		Ivo Fry		Overall	1200m	(0:12.34)			
5	1	MOOLOOLABA	8	65.5	0:11.08	0:12.10 [5]	3.21L	0:35.52	+13
		Ashley Butler		Overall	1200m	(0:12.10)			
6	5	CAPICELLA	5	66.0	0:11.04	0:12.13 [6]	5.05L	0:35.66	+12
		Jackson Murphy		1200m	1200m	(0:12.13)			
7	4	SUPER TWENTY THREE	7	65.5	0:11.03	0:12.33 [7]	6.51L	0:35.77	+9
		Sean Cormack		1200m	1200m	(0:12.33)			
8	8	KHAMIS	1	66.7	0:10.94	0:12.85 [8]	11.35L	0:36.78	+8
		Adam Sewell		1200m	1200m	(0:12.85)			



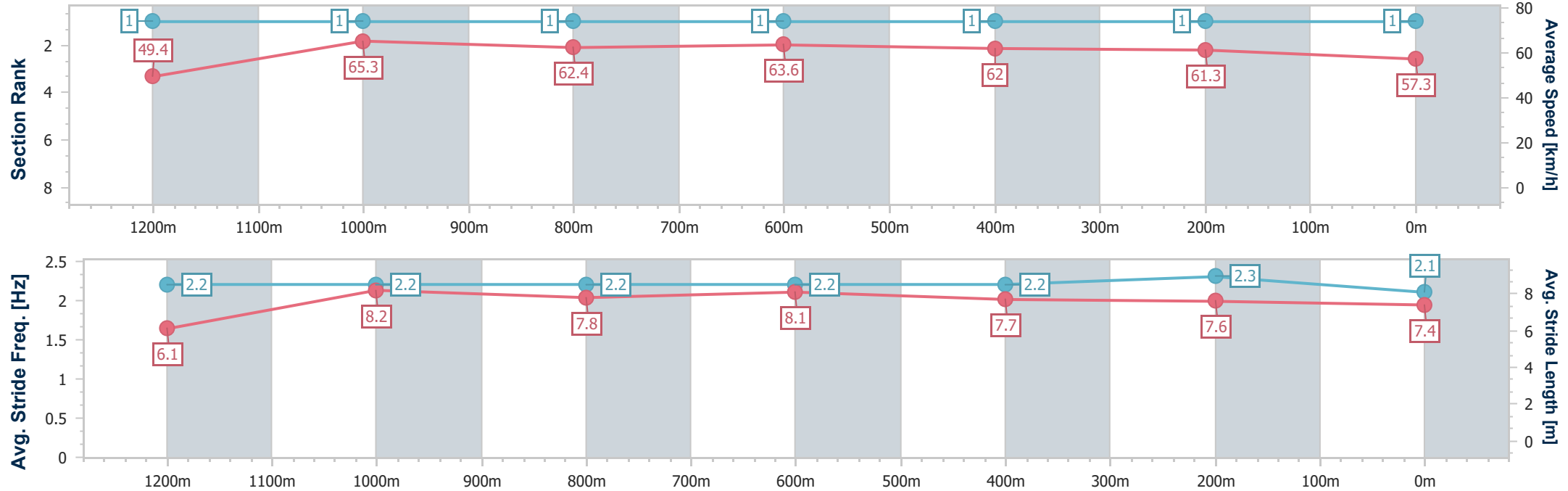
Horse/Jockey Name	Kickagoal Kenny
Final Rank	1
Fastest Section Time (Section)	0:10.91 (1200m)
Top Speed [km/h] (Section)	67.2 (Overall)
Race State	Finished



Ladbrokes Cannon ParkProfessional
Race 5: Ladbrokes Odds Surge BM60 Handicap - 1400m
25 November 2025 - 14:12
Track Rating: Good 4, Weather: Fine, Rail Position: Out +3m 1000m
- 300m; True Remainder.



Section	Overall	1200m	1000m	800m	600m	400m	200m						
Section Times	1:23.85 [1] (0:14.54)	1:09.31 [1] (0:10.91)	0:58.40 [1] (0:11.28)	0:47.12 [1] (0:11.33)	0:35.79 [1] (0:11.46)	0:24.33 [1] (0:11.76)	0:12.57 [1] (0:12.57)						
Average Speed [km/h]	49.4	65.3	62.4	63.6	62.0	61.3	57.3						
Top Speed [km/h]	67.2	66.8	63.9	64.1	63.6	62.5	60.3						
Avg. Dist. to Rail [m]	4.4	2.9	3.1	2.5	1.9	0.4	0.4						
Avg. Stride Freq. [Hz]	2.2	2.2	2.2	2.2	2.2	2.3	2.1						
Avg. Stride Length [m]	6.1	8.2	7.8	8.1	7.7	7.6	7.4						





Horse/Jockey Name	Par Five
Final Rank	2
Fastest Section Time (Section)	0:10.89 (1200m)
Top Speed [km/h] (Section)	66.6 (1200m)
Race State	Finished



Ladbrokes Cannon ParkProfessional

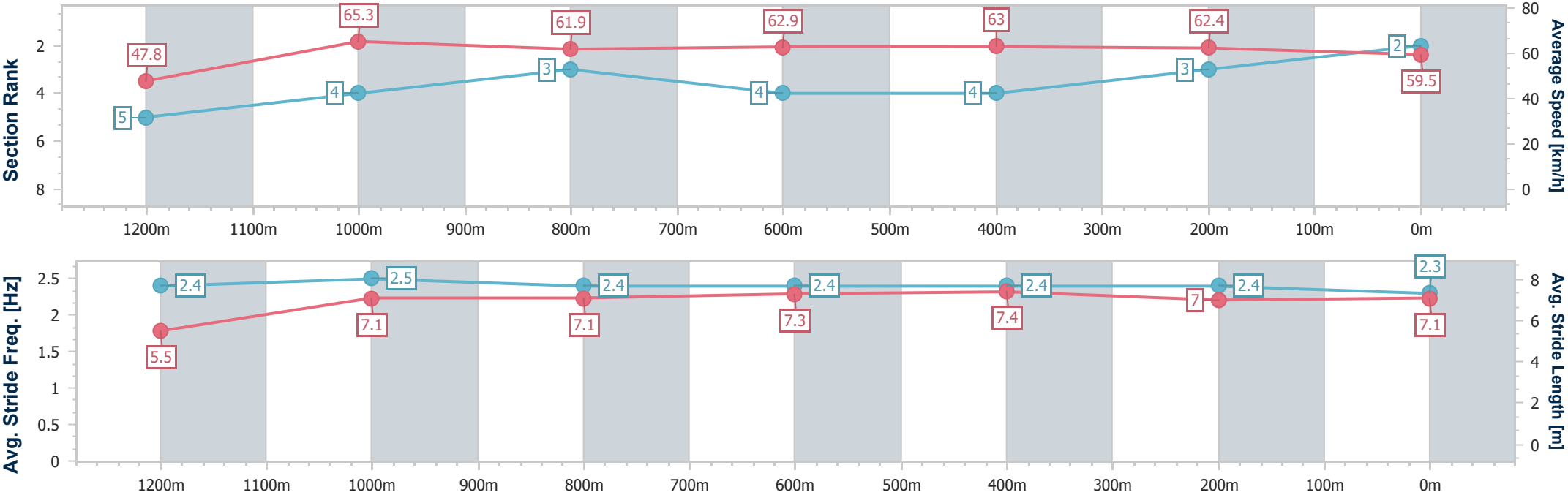
Race 5: Ladbrokes Odds Surge BM60 Handicap - 1400m

25 November 2025 - 14:12

Track Rating: Good 4, Weather: Fine, Rail Position: Out +3m 1000m
- 300m; True Remainder.



Section	Overall	1200m	1000m	800m	600m	400m	200m						
Section Times	1:23.99 [2] (0:15.06)	1:08.93 [5] (0:10.89)	0:58.04 [4] (0:11.36)	0:46.68 [3] (0:11.48)	0:35.20 [4] (0:11.44)	0:23.76 [4] (0:11.62)	0:12.14 [3] (0:12.14)						
Average Speed [km/h]	47.8	65.3	61.9	62.9	63.0	62.4	59.5						
Top Speed [km/h]	66.5	66.6	63.6	64.1	63.5	63.2	61.6						
Avg. Dist. to Rail [m]	4.3	3.4	2.8	1.0	0.7	3.1	3.8						
Avg. Stride Freq. [Hz]	2.4	2.5	2.4	2.4	2.4	2.4	2.3						
Avg. Stride Length [m]	5.5	7.1	7.1	7.3	7.4	7.0	7.1						





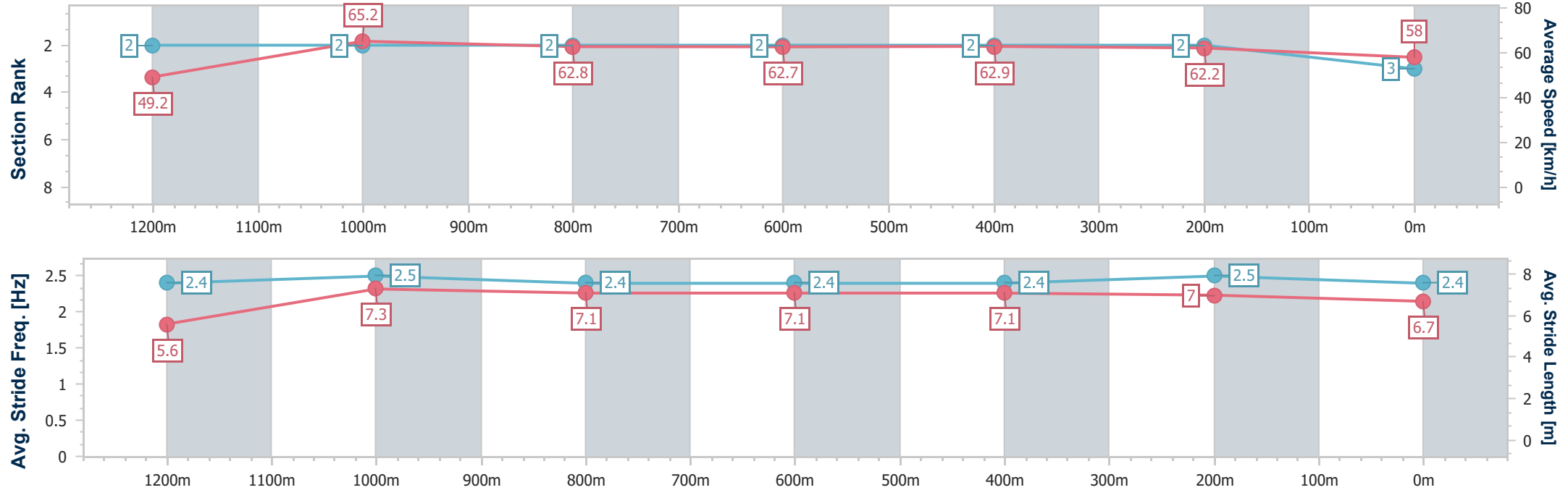
Horse/Jockey Name	Rons Finest Choice
Final Rank	3
Fastest Section Time (Section)	0:10.96 (1200m)
Top Speed [km/h] (Section)	66.8 (1200m)
Race State	Finished



Ladbrokes Cannon ParkProfessional
Race 5: Ladbrokes Odds Surge BM60 Handicap - 1400m
25 November 2025 - 14:12
Track Rating: Good 4, Weather: Fine, Rail Position: Out +3m 1000m
- 300m; True Remainder.



Section	Overall	1200m	1000m	800m	600m	400m	200m						
Section Times	1:24.16 [3] (0:14.65)	1:09.51 [2] (0:10.96)	0:58.55 [2] (0:11.39)	0:47.16 [2] (0:11.46)	0:35.70 [2] (0:11.53)	0:24.17 [2] (0:11.75)	0:12.42 [2] (0:12.42)						
Average Speed [km/h]	49.2	65.2	62.8	62.7	62.9	62.2	58.0						
Top Speed [km/h]	66.6	66.8	63.8	63.3	64.5	63.5	61.1						
Avg. Dist. to Rail [m]	3.6	1.2	1.0	0.2	0.9	5.1	5.7						
Avg. Stride Freq. [Hz]	2.4	2.5	2.4	2.4	2.4	2.5	2.4						
Avg. Stride Length [m]	5.6	7.3	7.1	7.1	7.1	7.0	6.7						





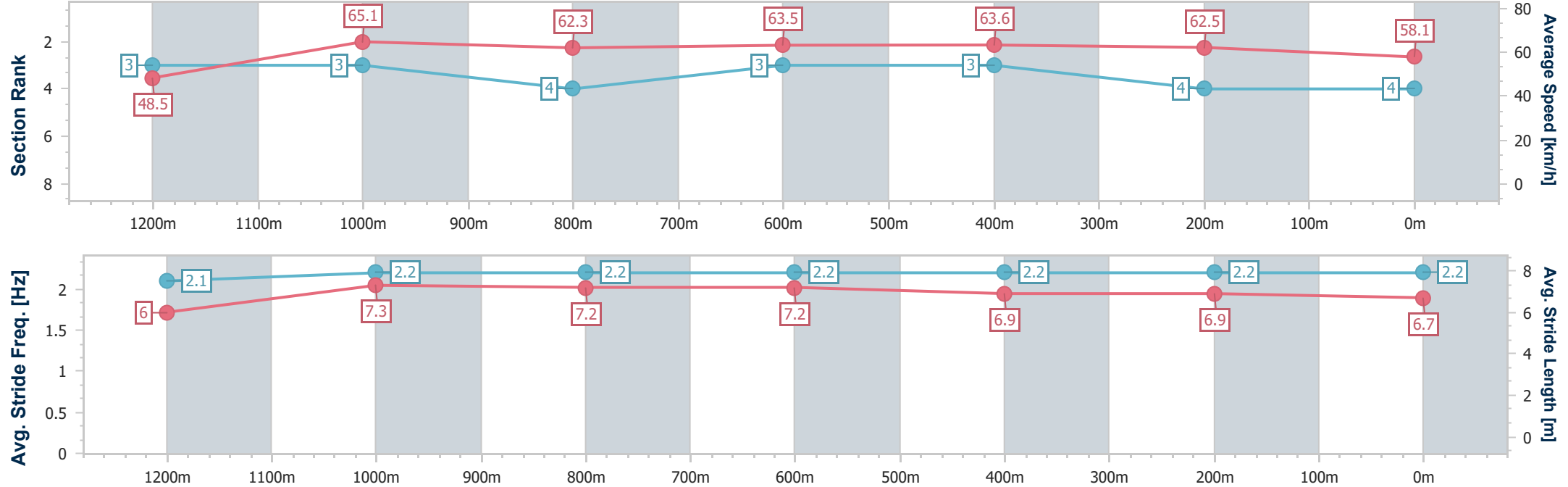
Horse/Jockey Name	Redlights On
Final Rank	4
Fastest Section Time (Section)	0:11.00 (1200m)
Top Speed [km/h] (Section)	68.9 (Overall)
Race State	Finished



Ladbrokes Cannon ParkProfessional
Race 5: Ladbrokes Odds Surge BM60 Handicap - 1400m
25 November 2025 - 14:12
Track Rating: Good 4, Weather: Fine, Rail Position: Out +3m 1000m
- 300m; True Remainder.



Section	Overall	1200m	1000m	800m	600m	400m	200m						
Section Times	1:24.25 [4] (0:14.80)	1:09.45 [3] (0:11.00)	0:58.45 [3] (0:11.52)	0:46.93 [4] (0:11.36)	0:35.57 [3] (0:11.47)	0:24.10 [3] (0:11.76)	0:12.34 [4] (0:12.34)						
Average Speed [km/h]	48.5	65.1	62.3	63.5	63.6	62.5	58.1						
Top Speed [km/h]	68.9	66.3	63.3	64.6	64.6	63.1	60.5						
Avg. Dist. to Rail [m]	3.9	1.1	0.7	1.4	2.5	5.7	8.1						
Avg. Stride Freq. [Hz]	2.1	2.2	2.2	2.2	2.2	2.2	2.2						
Avg. Stride Length [m]	6.0	7.3	7.2	7.2	6.9	6.9	6.7						





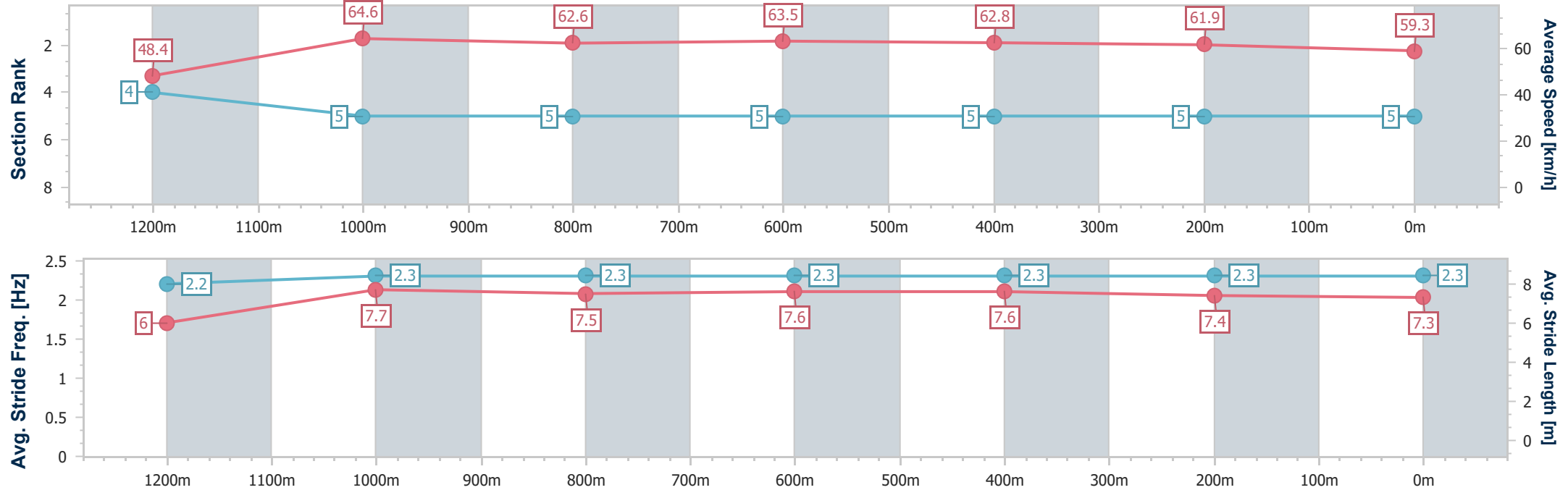
Horse/Jockey Name	Mooloolaba
Final Rank	5
Fastest Section Time (Section)	0:11.08 (1200m)
Top Speed [km/h] (Section)	65.5 (Overall)
Race State	Finished



Ladbrokes Cannon ParkProfessional
Race 5: Ladbrokes Odds Surge BM60 Handicap - 1400m
25 November 2025 - 14:12
Track Rating: Good 4, Weather: Fine, Rail Position: Out +3m 1000m
- 300m; True Remainder.



Section	Overall	1200m	1000m	800m	600m	400m	200m						
Section Times	1:24.39 [5] (0:14.97)	1:09.42 [4] (0:11.08)	0:58.34 [5] (0:11.46)	0:46.88 [5] (0:11.36)	0:35.52 [5] (0:11.60)	0:23.92 [5] (0:11.82)	0:12.10 [5] (0:12.10)						
Average Speed [km/h]	48.4	64.6	62.6	63.5	62.8	61.9	59.3						
Top Speed [km/h]	65.5	65.2	63.7	63.7	63.6	62.4	60.6						
Avg. Dist. to Rail [m]	5.9	1.2	0.7	1.6	2.2	5.5	5.5						
Avg. Stride Freq. [Hz]	2.2	2.3	2.3	2.3	2.3	2.3	2.3						
Avg. Stride Length [m]	6.0	7.7	7.5	7.6	7.6	7.4	7.3						





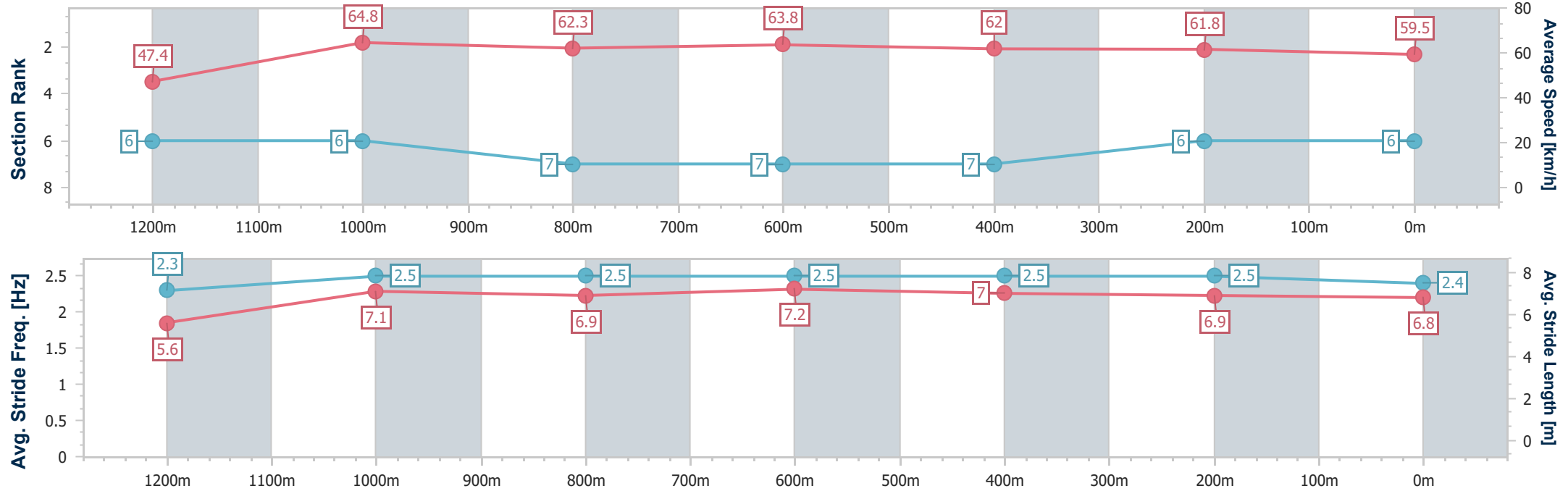
Horse/Jockey Name	Capicella
Final Rank	6
Fastest Section Time (Section)	0:11.04 (1200m)
Top Speed [km/h] (Section)	66.0 (1200m)
Race State	Finished



Ladbrokes Cannon ParkProfessional
Race 5: Ladbrokes Odds Surge BM60 Handicap - 1400m
25 November 2025 - 14:12
Track Rating: Good 4, Weather: Fine, Rail Position: Out +3m 1000m
- 300m; True Remainder.



Section	Overall	1200m	1000m	800m	600m	400m	200m						
Section Times	1:24.71 [6] (0:15.21)	1:09.50 [6] (0:11.04)	0:58.46 [6] (0:11.48)	0:46.98 [7] (0:11.32)	0:35.66 [7] (0:11.75)	0:23.91 [7] (0:11.78)	0:12.13 [6] (0:12.13)						
Average Speed [km/h]	47.4	64.8	62.3	63.8	62.0	61.8	59.5						
Top Speed [km/h]	65.5	66.0	63.2	64.2	63.7	62.7	61.6						
Avg. Dist. to Rail [m]	4.0	1.1	0.7	1.3	2.0	5.6	7.5						
Avg. Stride Freq. [Hz]	2.3	2.5	2.5	2.5	2.5	2.5	2.4						
Avg. Stride Length [m]	5.6	7.1	6.9	7.2	7.0	6.9	6.8						





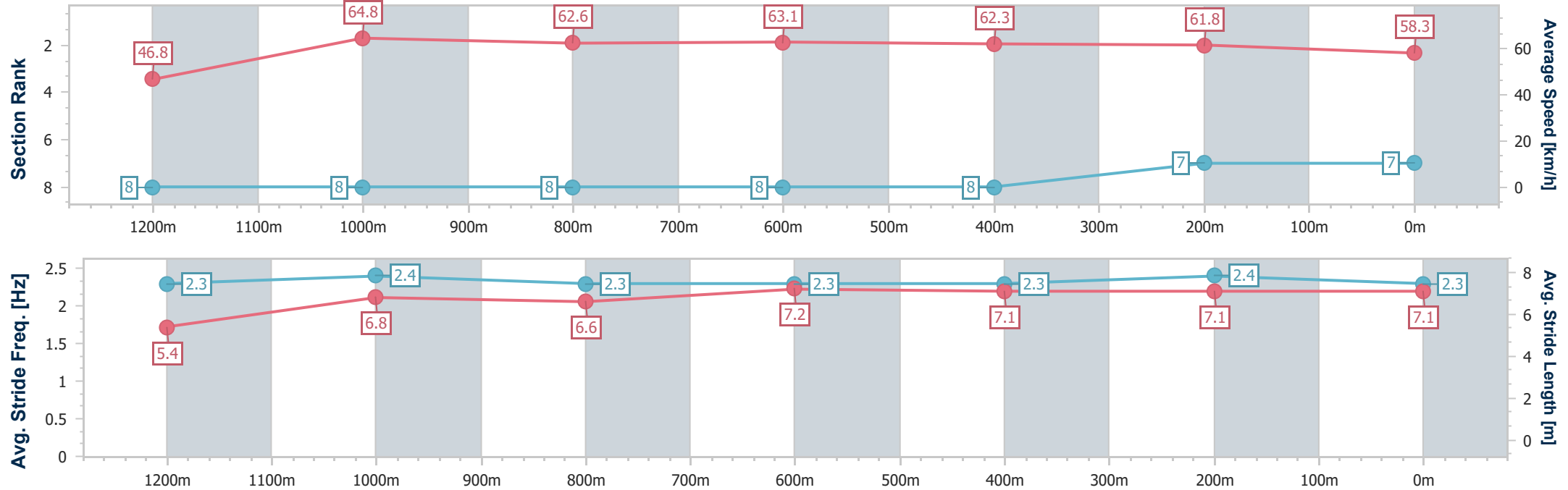
Horse/Jockey Name	Super Twenty Three
Final Rank	7
Fastest Section Time (Section)	0:11.03 (1200m)
Top Speed [km/h] (Section)	65.5 (1200m)
Race State	Finished



Ladbrokes Cannon ParkProfessional
Race 5: Ladbrokes Odds Surge BM60 Handicap - 1400m
25 November 2025 - 14:12
Track Rating: Good 4, Weather: Fine, Rail Position: Out +3m 1000m
- 300m; True Remainder.



Section	Overall	1200m	1000m	800m	600m	400m	200m						
Section Times	1:24.95 [7] (0:15.38)	1:09.57 [8] (0:11.03)	0:58.54 [8] (0:11.36)	0:47.18 [8] (0:11.41)	0:35.77 [8] (0:11.64)	0:24.13 [8] (0:11.80)	0:12.33 [7] (0:12.33)						
Average Speed [km/h]	46.8	64.8	62.6	63.1	62.3	61.8	58.3						
Top Speed [km/h]	65.1	65.5	63.1	64.3	63.3	62.4	61.6						
Avg. Dist. to Rail [m]	4.2	1.7	1.3	0.1	1.0	4.6	4.6						
Avg. Stride Freq. [Hz]	2.3	2.4	2.3	2.3	2.3	2.4	2.3						
Avg. Stride Length [m]	5.4	6.8	6.6	7.2	7.1	7.1	7.1						





Horse/Jockey Name	Khamis
Final Rank	8
Fastest Section Time (Section)	0:10.94 (1200m)
Top Speed [km/h] (Section)	66.7 (1200m)
Race State	Finished



Ladbrokes Cannon ParkProfessional

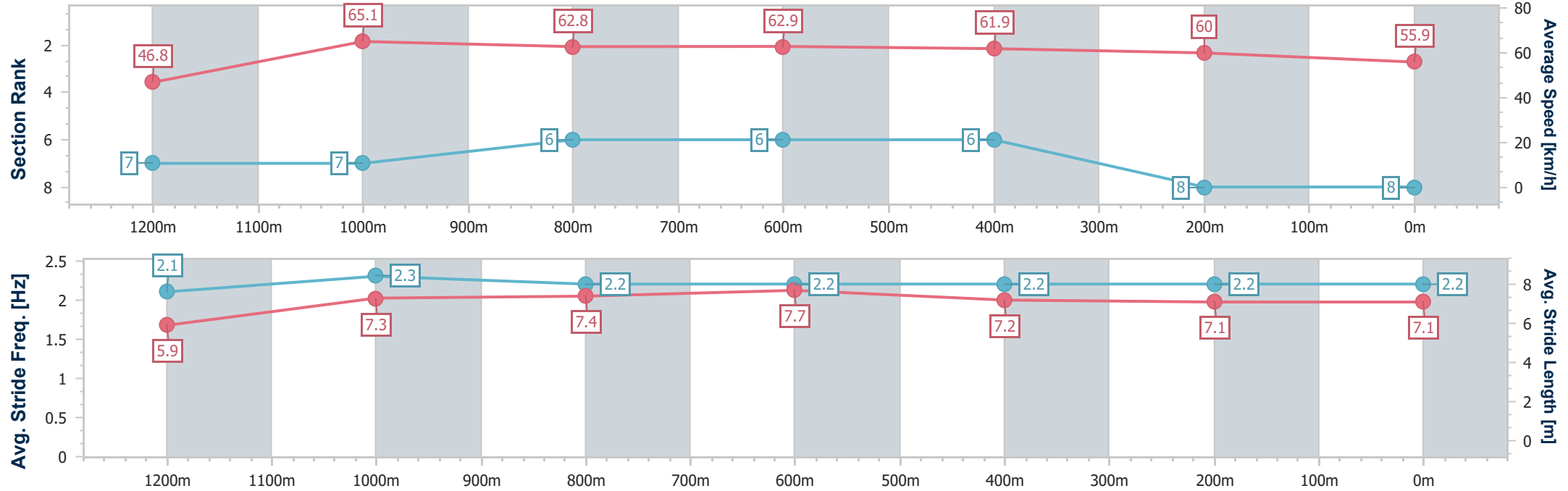
Race 5: Ladbrokes Odds Surge BM60 Handicap - 1400m

25 November 2025 - 14:12

Track Rating: Good 4, Weather: Fine, Rail Position: Out +3m 1000m
- 300m; True Remainder.



Section	Overall	1200m	1000m	800m	600m	400m	200m						
Section Times	1:25.78 [8] (0:15.32)	1:10.46 [7] (0:10.94)	0:59.52 [7] (0:11.32)	0:48.20 [6] (0:11.42)	0:36.78 [6] (0:11.72)	0:25.06 [6] (0:12.21)	0:12.85 [8] (0:12.85)						
Average Speed [km/h]	46.8	65.1	62.8	62.9	61.9	60.0	55.9						
Top Speed [km/h]	65.6	66.7	63.4	63.7	63.4	60.6	59.3						
Avg. Dist. to Rail [m]	4.2	2.0	2.2	0.7	1.5	4.6	5.2						
Avg. Stride Freq. [Hz]	2.1	2.3	2.2	2.2	2.2	2.2	2.2						
Avg. Stride Length [m]	5.9	7.3	7.4	7.7	7.2	7.1	7.1						





Ladbroke's Cannon Park Professional
Race 6: HPS Contractors BM70 Handicap - 1250m
25 November 2025 - 14:51



Track Rating: Good 4, Weather: Fine, Rail Position: Out +3m 1000m - 300m; True Remainder.

Section		Overall				1000m	800m	600m	400m	200m	Last 600m		
Field Times		1:12.99 (0:16.04)				0:56.95 (0:10.53)	0:46.42 (0:10.85)	0:35.57 (0:11.43)	0:24.14 (0:11.97)	0:12.17 (0:12.17)	0:35.57		
Rank	TAB	Horse/Jockey	Barrier	Top Speed [km/h]	Fastest Section						Margin	Distance Travelled [m]	
1	1	TURN BIRD	6	67.9	0:10.71	1:12.99 [1]	0:56.31 [5]	0:45.60 [6]	0:34.74 [6]	0:23.65 [5]	0:11.98 [3]	1:12.99	0:34.74
		Aidan Holt		Overall	1000m	(0:16.68)	(0:10.71)	(0:10.86)	(0:11.09)	(0:11.67)	(0:11.98)		
2	5	KING'S HALO	2	69.0	0:10.47	1:13.08 [2]	0:56.63 [3]	0:46.16 [3]	0:35.27 [3]	0:24.03 [3]	0:12.26 [1]	0.56L	0:35.27 -4
		Sean Cormack		Overall	1000m	(0:16.45)	(0:10.47)	(0:10.89)	(0:11.24)	(0:11.77)	(0:12.26)		
3	4	COLOURS OF AUTUMN	9	70.4	0:10.58	1:13.09 [3]	0:56.16 [7]	0:45.40 [8]	0:34.82 [7]	0:23.56 [7]	0:11.99 [7]	0.59L	0:34.82 +2
		Lauren Guernier		Overall	800m	(0:16.93)	(0:10.76)	(0:10.58)	(0:11.26)	(0:11.57)	(0:11.99)		
4	9	PRINCE AKEEM	7	68.9	0:10.54	1:13.22 [4]	0:56.24 [8]	0:45.70 [7]	0:34.90 [8]	0:23.68 [8]	0:12.21 [4]	1.38L	0:34.90 -4
		Ivo Fry		Overall	1000m	(0:16.98)	(0:10.54)	(0:10.80)	(0:11.22)	(0:11.47)	(0:12.21)		
5	6	SEVENTIES HIT	4	69.2	0:10.53	1:13.56 [5]	0:57.52 [1]	0:46.99 [1]	0:36.14 [1]	0:24.71 [1]	0:12.67 [2]	3.36L	0:36.14 -3
		Lacey Morrison		Overall	1000m	(0:16.04)	(0:10.53)	(0:10.85)	(0:11.43)	(0:12.04)	(0:12.67)		
6	8	ENABLER	5	69.8	0:10.44	1:13.65 [6]	0:56.96 [6]	0:46.52 [4]	0:35.62 [4]	0:24.42 [4]	0:12.63 [5]	3.89L	0:35.62 -6
		Chris Meehan		Overall	1000m	(0:16.69)	(0:10.44)	(0:10.90)	(0:11.20)	(0:11.79)	(0:12.63)		
7	3	KHABALOV	3	69.5	0:10.70	1:13.98 [7]	0:57.51 [4]	0:46.81 [5]	0:35.94 [5]	0:24.55 [6]	0:12.62 [8]	5.8L	0:35.94 -1
		Jackson Murphy		Overall	1000m	(0:16.47)	(0:10.70)	(0:10.87)	(0:11.39)	(0:11.93)	(0:12.62)		
8	2	REGGIE'S BOY	8	69.3	0:10.61	1:14.32 [8]	0:56.92 [9]	0:46.31 [9]	0:35.64 [9]	0:24.59 [9]	0:12.93 [9]	7.81L	0:35.64 -6
		Ashley Butler		800m	1000m	(0:17.40)	(0:10.61)	(0:10.67)	(0:11.05)	(0:11.66)	(0:12.93)		
9	7	AMNESTY	1	69.5	0:10.59	1:14.95 [9]	0:58.87 [2]	0:48.28 [2]	0:37.49 [2]	0:25.98 [2]	0:13.86 [6]	11.53L	0:37.49 -7
		Ryan Wiggins		Overall	1000m	(0:16.08)	(0:10.59)	(0:10.79)	(0:11.51)	(0:12.12)	(0:13.86)		



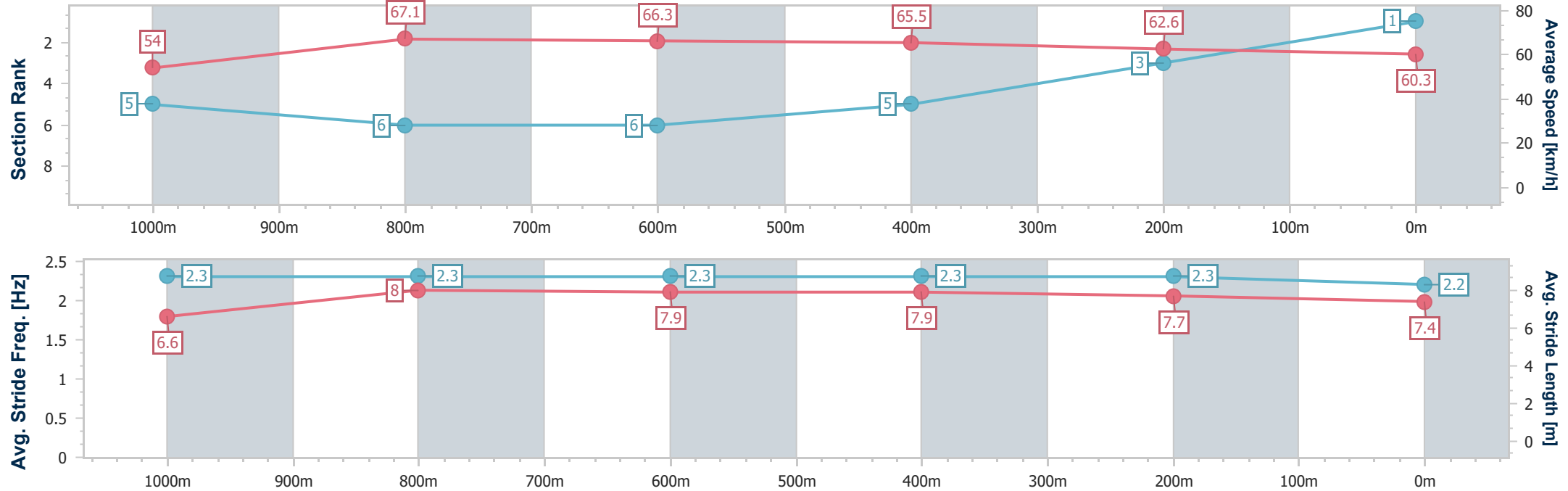
Horse/Jockey Name	Turn Bird
Final Rank	1
Fastest Section Time (Section)	0:10.71 (1000m)
Top Speed [km/h] (Section)	67.9 (Overall)
Race State	Finished



Ladbrokes Cannon ParkProfessional
Race 6: HPS Contractors BM70 Handicap - 1250m
25 November 2025 - 14:51
Track Rating: Good 4, Weather: Fine, Rail Position: Out +3m 1000m
- 300m; True Remainder.



Section	Overall	1000m	800m	600m	400m	200m								
Section Times	1:12.99 [1] (0:16.68)	0:56.31 [5] (0:10.71)	0:45.60 [6] (0:10.86)	0:34.74 [6] (0:11.09)	0:23.65 [5] (0:11.67)	0:11.98 [3] (0:11.98)								
Average Speed [km/h]	54.0	67.1	66.3	65.5	62.6	60.3								
Top Speed [km/h]	67.9	67.8	67.0	66.8	63.8	61.5								
Avg. Dist. to Rail [m]	2.4	0.6	0.7	1.3	7.0	8.2								
Avg. Stride Freq. [Hz]	2.3	2.3	2.3	2.3	2.3	2.2								
Avg. Stride Length [m]	6.6	8.0	7.9	7.9	7.7	7.4								





Horse/Jockey Name	King's Halo
Final Rank	2
Fastest Section Time (Section)	0:10.47 (1000m)
Top Speed [km/h] (Section)	69.0 (Overall)
Race State	Finished



Ladbrokes Cannon ParkProfessional

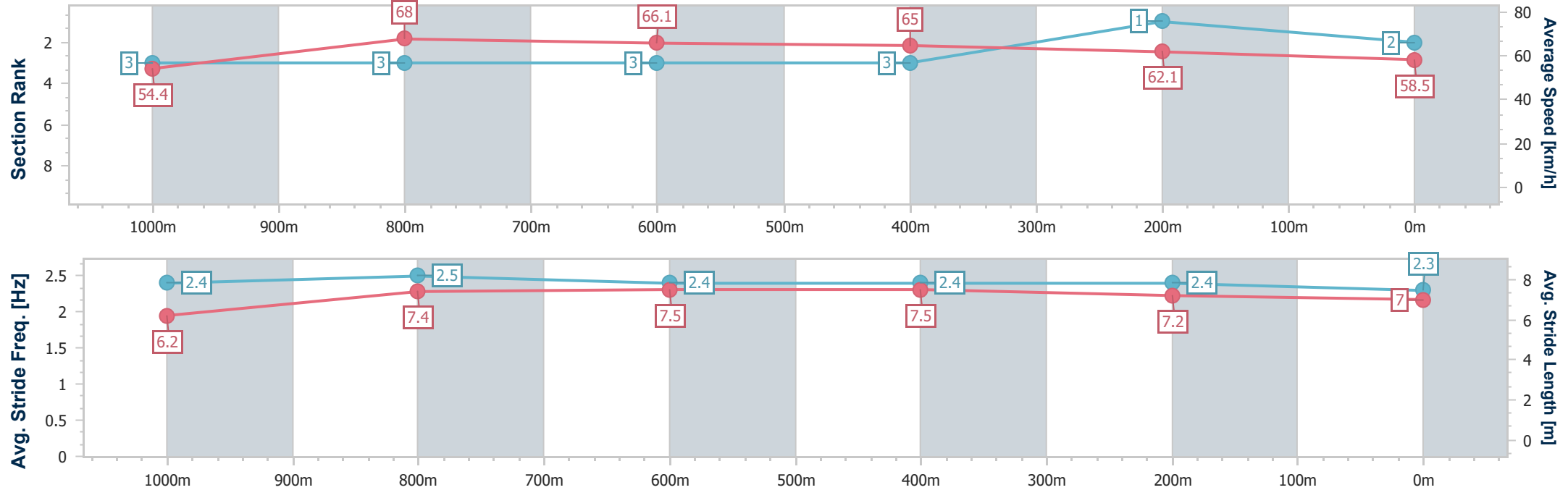
Race 6: HPS Contractors BM70 Handicap - 1250m

25 November 2025 - 14:51

Track Rating: Good 4, Weather: Fine, Rail Position: Out +3m 1000m
- 300m; True Remainder.



Section	Overall	1000m	800m	600m	400m	200m								
Section Times	1:13.08 [2] (0:16.45)	0:56.63 [3] (0:10.47)	0:46.16 [3] (0:10.89)	0:35.27 [3] (0:11.24)	0:24.03 [3] (0:11.77)	0:12.26 [1] (0:12.26)								
Average Speed [km/h]	54.4	68.0	66.1	65.0	62.1	58.5								
Top Speed [km/h]	69.0	68.9	66.6	65.7	63.5	61.0								
Avg. Dist. to Rail [m]	2.5	1.3	1.5	1.6	8.4	10.9								
Avg. Stride Freq. [Hz]	2.4	2.5	2.4	2.4	2.4	2.3								
Avg. Stride Length [m]	6.2	7.4	7.5	7.5	7.2	7.0								





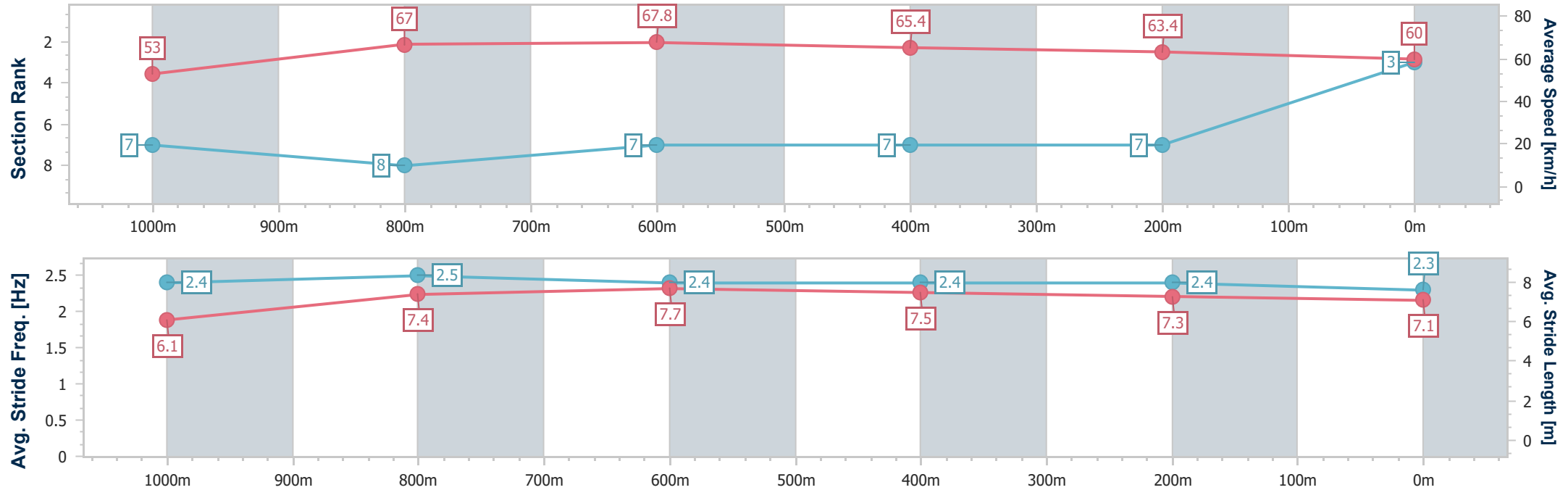
Horse/Jockey Name	Colours Of Autumn
Final Rank	3
Fastest Section Time (Section)	0:10.58 (800m)
Top Speed [km/h] (Section)	70.4 (Overall)
Race State	Finished



Ladbrokes Cannon ParkProfessional
Race 6: HPS Contractors BM70 Handicap - 1250m
25 November 2025 - 14:51
Track Rating: Good 4, Weather: Fine, Rail Position: Out +3m 1000m
- 300m; True Remainder.



Section	Overall	1000m	800m	600m	400m	200m							
Section Times	1:13.09 [3] (0:16.93)	0:56.16 [7] (0:10.76)	0:45.40 [8] (0:10.58)	0:34.82 [7] (0:11.26)	0:23.56 [7] (0:11.57)	0:11.99 [7] (0:11.99)							
Average Speed [km/h]	53.0	67.0	67.8	65.4	63.4	60.0							
Top Speed [km/h]	70.4	69.8	69.0	68.0	65.3	61.8							
Avg. Dist. to Rail [m]	3.6	0.7	2.1	3.4	9.0	10.2							
Avg. Stride Freq. [Hz]	2.4	2.5	2.4	2.4	2.4	2.3							
Avg. Stride Length [m]	6.1	7.4	7.7	7.5	7.3	7.1							



[] Ranking at each section and finish
-.-.- No data available at this section
NA No data available



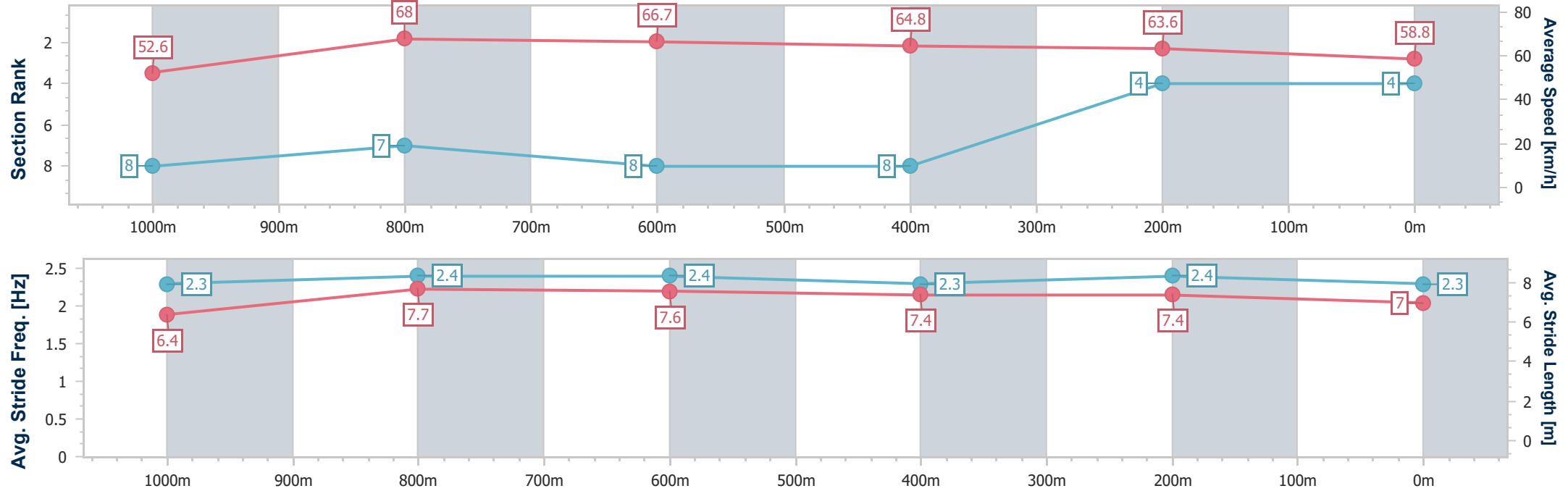
Horse/Jockey Name	Prince Akeem
Final Rank	4
Fastest Section Time (Section)	0:10.54 (1000m)
Top Speed [km/h] (Section)	68.9 (Overall)
Race State	Finished



Ladbrokes Cannon ParkProfessional
Race 6: HPS Contractors BM70 Handicap - 1250m
25 November 2025 - 14:51
Track Rating: Good 4, Weather: Fine, Rail Position: Out +3m 1000m
- 300m; True Remainder.



Section	Overall	1000m	800m	600m	400m	200m								
Section Times	1:13.22 [4] (0:16.98)	0:56.24 [8] (0:10.54)	0:45.70 [7] (0:10.80)	0:34.90 [8] (0:11.22)	0:23.68 [8] (0:11.47)	0:12.21 [4] (0:12.21)								
Average Speed [km/h]	52.6	68.0	66.7	64.8	63.6	58.8								
Top Speed [km/h]	68.9	68.1	68.8	66.9	64.4	61.2								
Avg. Dist. to Rail [m]	3.3	1.7	1.8	2.0	4.8	4.9								
Avg. Stride Freq. [Hz]	2.3	2.4	2.4	2.3	2.4	2.3								
Avg. Stride Length [m]	6.4	7.7	7.6	7.4	7.4	7.0								





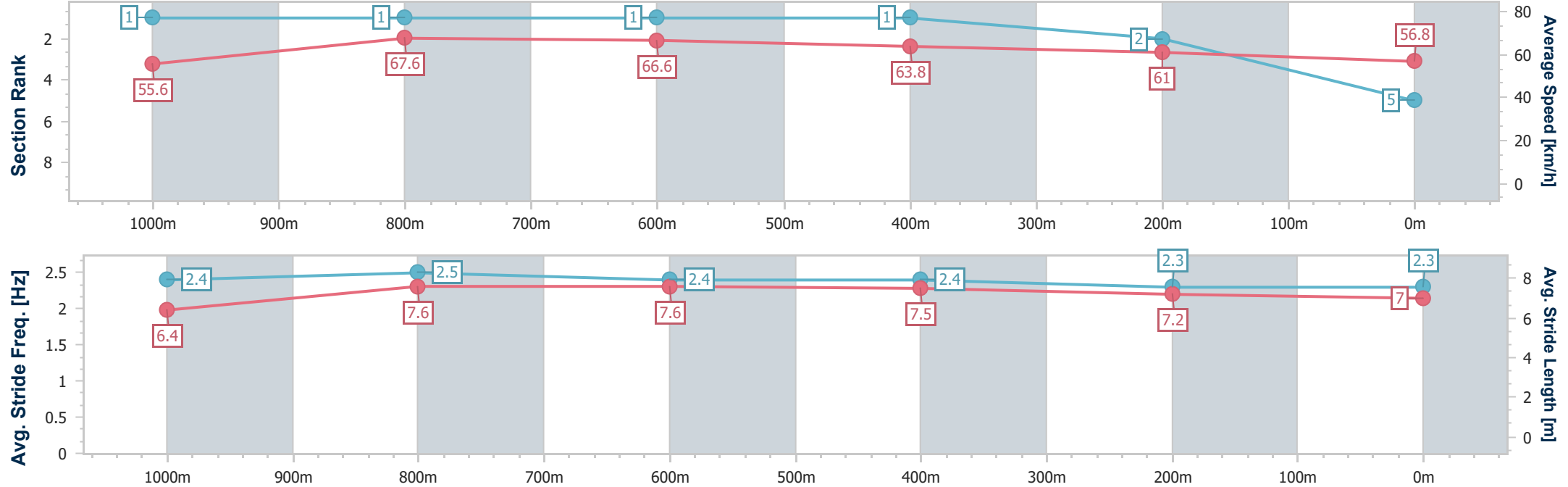
Horse/Jockey Name	Seventies Hit
Final Rank	5
Fastest Section Time (Section)	0:10.53 (1000m)
Top Speed [km/h] (Section)	69.2 (Overall)
Race State	Finished



Ladbrokes Cannon Park Professional
Race 6: HPS Contractors BM70 Handicap - 1250m
25 November 2025 - 14:51
Track Rating: Good 4, Weather: Fine, Rail Position: Out +3m 1000m
- 300m; True Remainder.



Section	Overall	1000m	800m	600m	400m	200m							
Section Times	1:13.56 [5] (0:16.04)	0:57.52 [1] (0:10.53)	0:46.99 [1] (0:10.85)	0:36.14 [1] (0:11.43)	0:24.71 [1] (0:12.04)	0:12.67 [2] (0:12.67)							
Average Speed [km/h]	55.6	67.6	66.6	63.8	61.0	56.8							
Top Speed [km/h]	69.2	68.8	67.9	65.8	62.8	59.5							
Avg. Dist. to Rail [m]	2.3	1.7	1.1	2.4	7.2	7.5							
Avg. Stride Freq. [Hz]	2.4	2.5	2.4	2.4	2.3	2.3							
Avg. Stride Length [m]	6.4	7.6	7.6	7.5	7.2	7.0							





Horse/Jockey Name	Enabler
Final Rank	6
Fastest Section Time (Section)	0:10.44 (1000m)
Top Speed [km/h] (Section)	69.8 (Overall)
Race State	Finished



Ladbrokes Cannon ParkProfessional

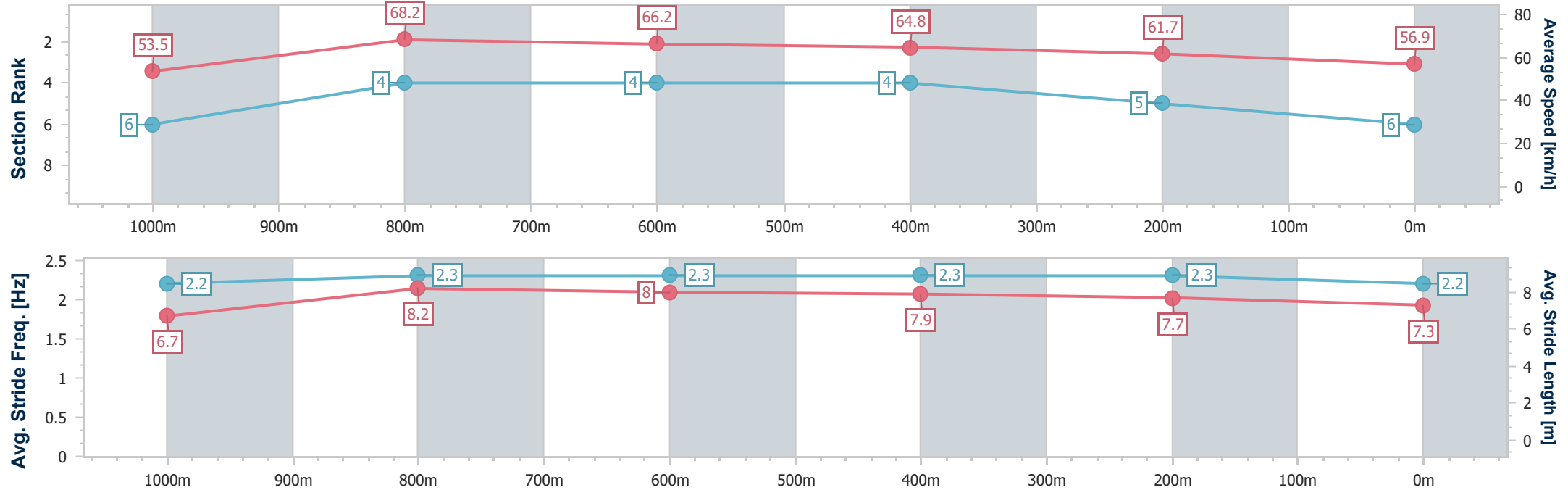
Race 6: HPS Contractors BM70 Handicap - 1250m

25 November 2025 - 14:51

Track Rating: Good 4, Weather: Fine, Rail Position: Out +3m 1000m
- 300m; True Remainder.



Section	Overall	1000m	800m	600m	400m	200m							
Section Times	1:13.65 [6] (0:16.69)	0:56.96 [6] (0:10.44)	0:46.52 [4] (0:10.90)	0:35.62 [4] (0:11.20)	0:24.42 [4] (0:11.79)	0:12.63 [5] (0:12.63)							
Average Speed [km/h]	53.5	68.2	66.2	64.8	61.7	56.9							
Top Speed [km/h]	69.8	69.6	68.0	68.0	63.4	59.5							
Avg. Dist. to Rail [m]	3.0	1.5	1.2	1.7	2.9	3.8							
Avg. Stride Freq. [Hz]	2.2	2.3	2.3	2.3	2.3	2.2							
Avg. Stride Length [m]	6.7	8.2	8.0	7.9	7.7	7.3							



- [] Ranking at each section and finish
- .-.- No data available at this section
- NA No data available



Horse/Jockey Name	Khabalov
Final Rank	7
Fastest Section Time (Section)	0:10.70 (1000m)
Top Speed [km/h] (Section)	69.5 (Overall)
Race State	Finished



Ladbrokes Cannon ParkProfessional

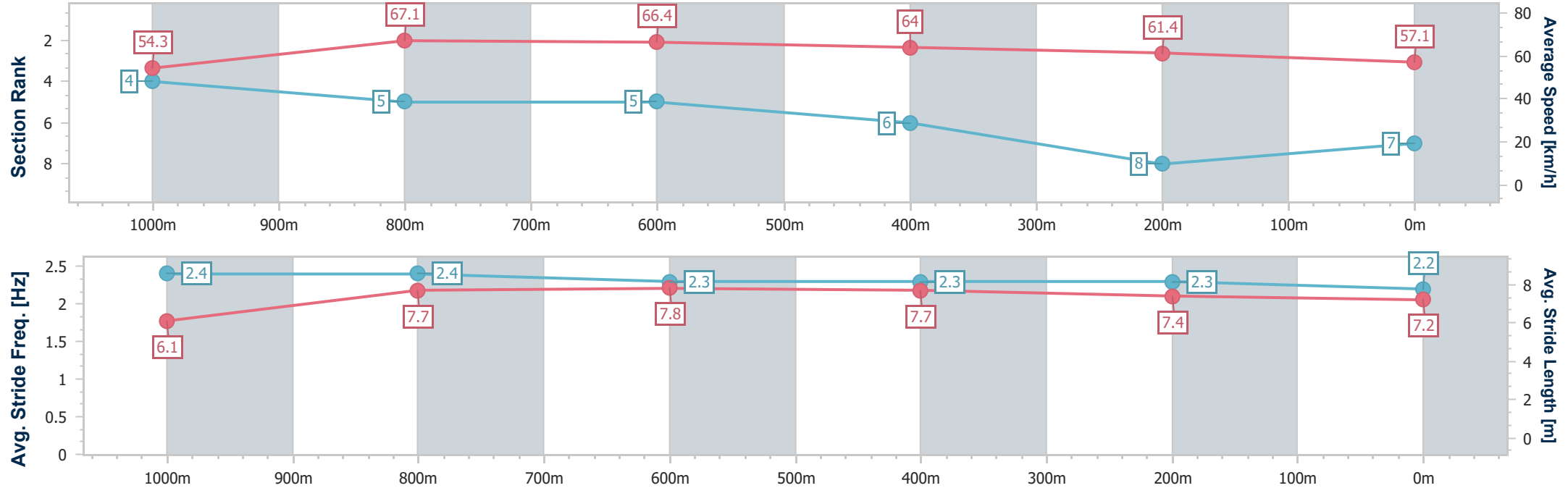
Race 6: HPS Contractors BM70 Handicap - 1250m

25 November 2025 - 14:51

Track Rating: Good 4, Weather: Fine, Rail Position: Out +3m 1000m
- 300m; True Remainder.



Section	Overall	1000m	800m	600m	400m	200m							
Section Times	1:13.98 [7] (0:16.47)	0:57.51 [4] (0:10.70)	0:46.81 [5] (0:10.87)	0:35.94 [5] (0:11.39)	0:24.55 [6] (0:11.93)	0:12.62 [8] (0:12.62)							
Average Speed [km/h]	54.3	67.1	66.4	64.0	61.4	57.1							
Top Speed [km/h]	69.5	68.0	67.4	66.2	62.3	61.1							
Avg. Dist. to Rail [m]	2.1	0.8	1.0	1.9	7.1	8.3							
Avg. Stride Freq. [Hz]	2.4	2.4	2.3	2.3	2.3	2.2							
Avg. Stride Length [m]	6.1	7.7	7.8	7.7	7.4	7.2							





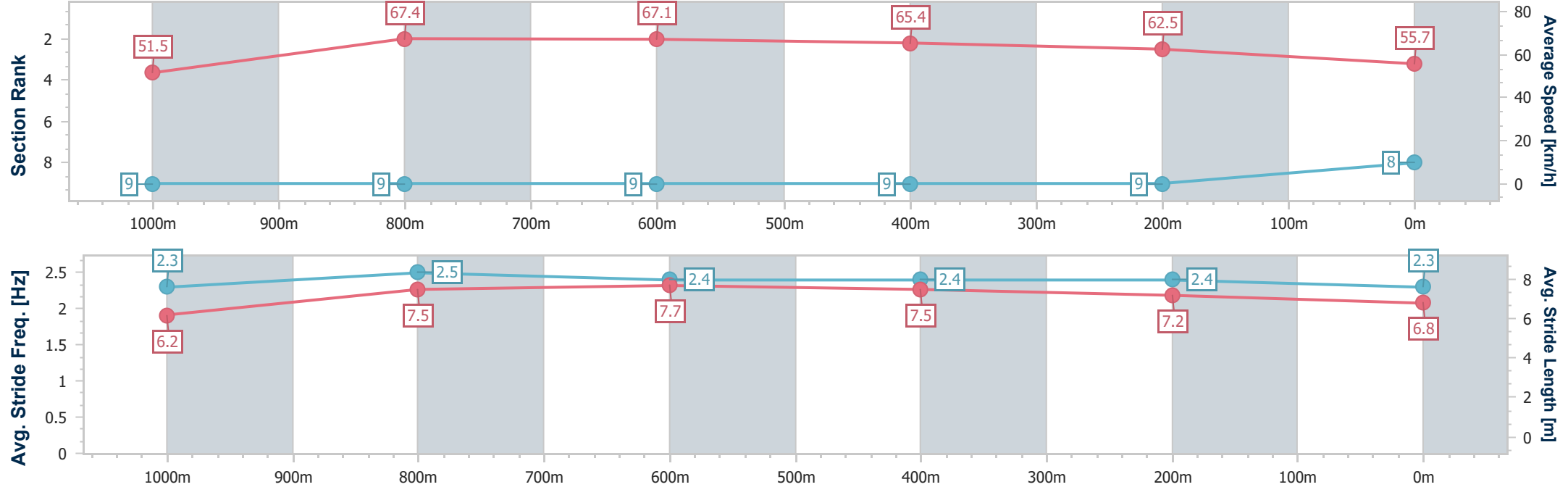
Horse/Jockey Name	Reggie's Boy
Final Rank	8
Fastest Section Time (Section)	0:10.61 (1000m)
Top Speed [km/h] (Section)	69.3 (800m)
Race State	Finished



Ladbrokes Cannon Park Professional
Race 6: HPS Contractors BM70 Handicap - 1250m
25 November 2025 - 14:51
Track Rating: Good 4, Weather: Fine, Rail Position: Out +3m 1000m
- 300m; True Remainder.



Section	Overall	1000m	800m	600m	400m	200m							
Section Times	1:14.32 [8] (0:17.40)	0:56.92 [9] (0:10.61)	0:46.31 [9] (0:10.67)	0:35.64 [9] (0:11.05)	0:24.59 [9] (0:11.66)	0:12.93 [9] (0:12.93)							
Average Speed [km/h]	51.5	67.4	67.1	65.4	62.5	55.7							
Top Speed [km/h]	67.7	69.3	69.3	67.1	64.7	61.9							
Avg. Dist. to Rail [m]	3.7	1.1	0.4	1.0	7.3	8.9							
Avg. Stride Freq. [Hz]	2.3	2.5	2.4	2.4	2.4	2.3							
Avg. Stride Length [m]	6.2	7.5	7.7	7.5	7.2	6.8							





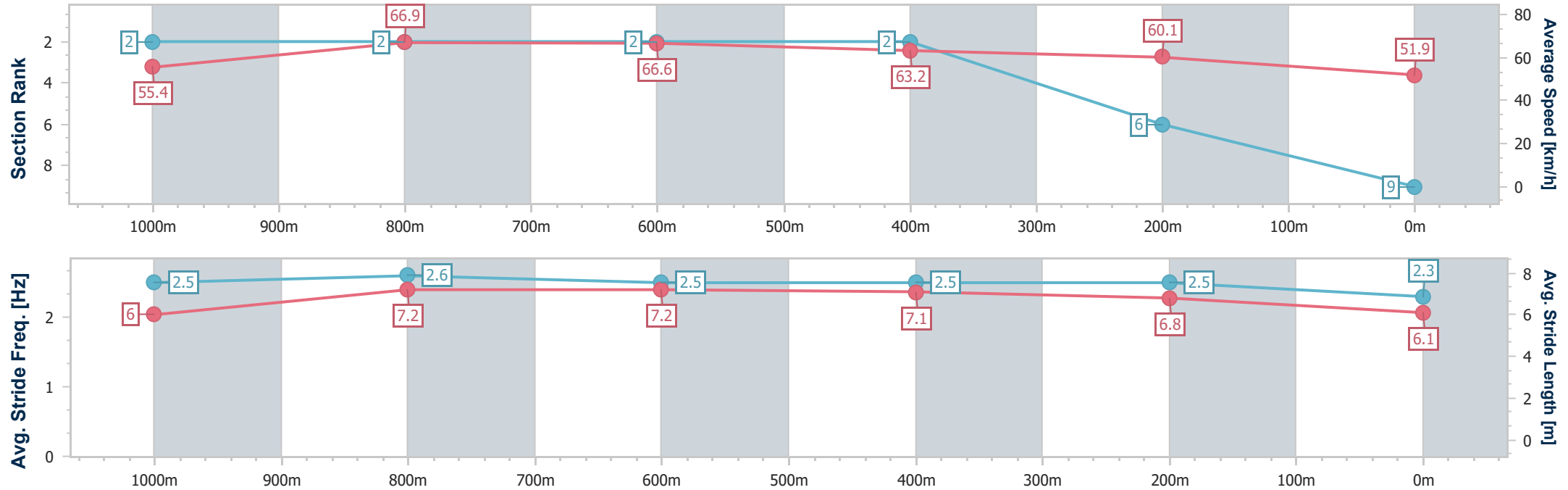
Horse/Jockey Name	Amnesty
Final Rank	9
Fastest Section Time (Section)	0:10.59 (1000m)
Top Speed [km/h] (Section)	69.5 (Overall)
Race State	Finished



Ladbrokes Cannon Park Professional
Race 6: HPS Contractors BM70 Handicap - 1250m
25 November 2025 - 14:51
Track Rating: Good 4, Weather: Fine, Rail Position: Out +3m 1000m
- 300m; True Remainder.



Section	Overall	1000m	800m	600m	400m	200m							
Section Times	1:14.95 [9] (0:16.08)	0:58.87 [2] (0:10.59)	0:48.28 [2] (0:10.79)	0:37.49 [2] (0:11.51)	0:25.98 [2] (0:12.12)	0:13.86 [6] (0:13.86)							
Average Speed [km/h]	55.4	66.9	66.6	63.2	60.1	51.9							
Top Speed [km/h]	69.5	68.8	68.2	65.2	61.7	57.1							
Avg. Dist. to Rail [m]	2.9	2.3	0.5	1.3	5.3	5.4							
Avg. Stride Freq. [Hz]	2.5	2.6	2.5	2.5	2.5	2.3							
Avg. Stride Length [m]	6.0	7.2	7.2	7.1	6.8	6.1							





Ladbrokes Cannon Park Professional
Race 7: Gary Riches Pty Ltd Class 2 Handicap - 1250m
25 November 2025 - 15:28



Track Rating: Good 4, Weather: Fine, Rail Position: Out +3m 1000m - 300m; True Remainder.

Section		Overall				1000m	800m	600m	400m	200m	Last 600m		
Field Times		1:14.20 (0:16.52)				0:57.68 (0:11.00)	0:46.68 (0:11.02)	0:35.66 (0:12.00)	0:23.66 (0:11.83)	0:11.83 (0:11.83)	0:35.66		
Rank	TAB	Horse/Jockey	Barrier	Top Speed [km/h]	Fastest Section							Margin	Distance Travelled [m]
1	4	LAZENBY	1	67.1	0:11.13	1:14.20 [1]	0:57.36 [5]	0:46.23 [5]	0:35.04 [4]	0:23.28 [5]	0:11.75 [3]	1:14.20	0:35.04
		Ryan Wiggins		1000m	1000m	(0:16.84)	(0:11.13)	(0:11.19)	(0:11.76)	(0:11.53)	(0:11.75)		
2	8	GROVERS PREDICTION	9	67.3	0:11.17	1:14.44 [2]	0:57.26 [9]	0:46.07 [9]	0:34.90 [9]	0:23.50 [6]	0:11.84 [5]	1.41L	0:34.90 +8
		Lauren Guernier		800m	800m	(0:17.18)	(0:11.19)	(0:11.17)	(0:11.40)	(0:11.66)	(0:11.84)		
3	1	ULTIMATE	4	67.5	0:11.03	1:14.52 [3]	0:58.00 [1]	0:46.97 [2]	0:35.66 [2]	0:23.81 [2]	0:12.15 [1]	1.9L	0:35.66 +6
		Aidan Holt		Overall	1000m	(0:16.52)	(0:11.03)	(0:11.31)	(0:11.85)	(0:11.66)	(0:12.15)		
4	7	GAZZA'S DIAMOND	3	66.2	0:11.06	1:14.57 [4]	0:57.73 [4]	0:46.67 [4]	0:35.37 [5]	0:23.73 [3]	0:12.05 [4]	2.22L	0:35.37 +7
		Adam Sewell		Overall	1000m	(0:16.84)	(0:11.06)	(0:11.30)	(0:11.64)	(0:11.68)	(0:12.05)		
5	3	RUSSIAN SUMMER	8	66.6	0:11.21	1:14.58 [5]	0:57.50 [7]	0:46.29 [8]	0:35.07 [8]	0:23.47 [8]	0:11.89 [6]	2.27L	0:35.07 +10
		Lacey Morrison		800m	1000m	(0:17.08)	(0:11.21)	(0:11.22)	(0:11.60)	(0:11.58)	(0:11.89)		
6	5	LECONFIELD	6	68.5	0:10.74	1:14.59 [6]	0:57.81 [3]	0:47.07 [1]	0:36.05 [1]	0:24.05 [1]	0:12.18 [2]	2.33L	0:36.05 +5
		Jackson Murphy		Overall	1000m	(0:16.78)	(0:10.74)	(0:11.02)	(0:12.00)	(0:11.87)	(0:12.18)		
7	9	THE PROPHECY	5	66.7	0:11.06	1:14.61 [7]	0:57.63 [6]	0:46.57 [6]	0:35.18 [6]	0:23.50 [9]	0:11.86 [7]	2.44L	0:35.18 +6
		Nathan Thomas		1000m	1000m	(0:16.98)	(0:11.06)	(0:11.39)	(0:11.68)	(0:11.64)	(0:11.86)		
8	2	TIPPED OFF	2	66.6	0:11.05	1:15.05 [8]	0:57.93 [8]	0:46.88 [7]	0:35.59 [7]	0:23.96 [7]	0:12.25 [8]	5L	0:35.59 +0
		Chris Meehan		Overall	1000m	(0:17.12)	(0:11.05)	(0:11.29)	(0:11.63)	(0:11.71)	(0:12.25)		
9	6	CITY OF BOULDER	7	68.3	0:11.05	1:16.22 [9]	0:59.57 [2]	0:48.52 [3]	0:37.26 [3]	0:25.34 [4]	0:13.25 [9]	11.88L	0:37.26 +9
		Sean Cormack		Overall	1000m	(0:16.65)	(0:11.05)	(0:11.26)	(0:11.92)	(0:12.09)	(0:13.25)		

Scratched: Bring Me To Life (#10)



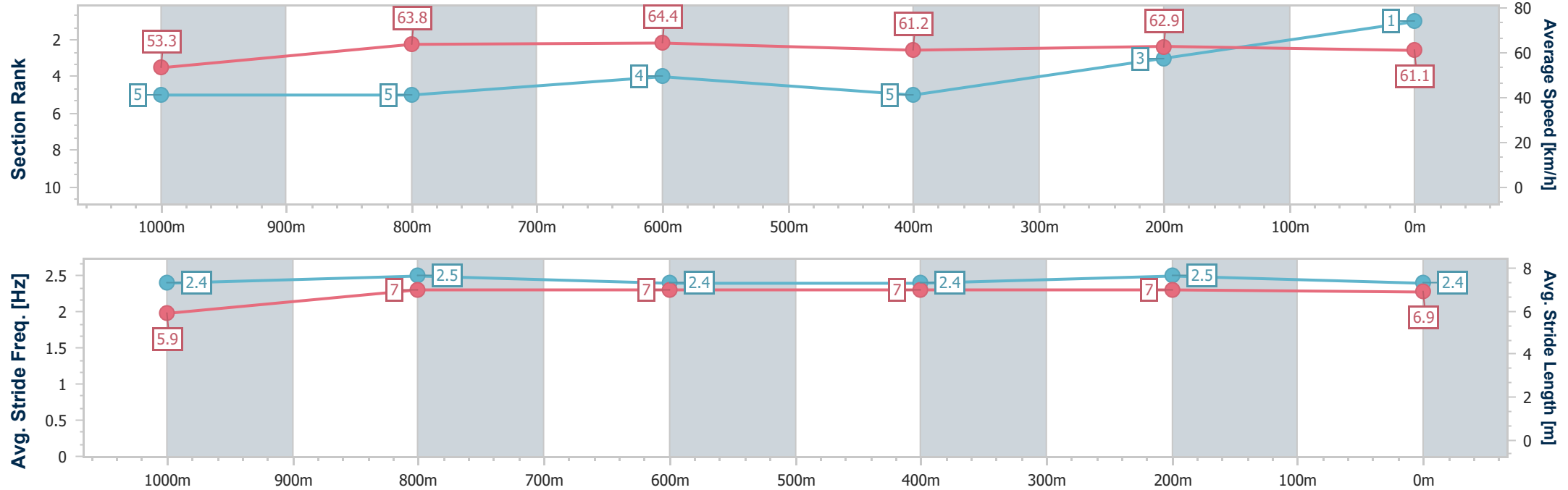
Horse/Jockey Name	Lazenby
Final Rank	1
Fastest Section Time (Section)	0:11.13 (1000m)
Top Speed [km/h] (Section)	67.1 (1000m)
Race State	Finished



Ladbrokes Cannon ParkProfessional
Race 7: Gary Riches Pty Ltd Class 2 Handicap - 1250m
25 November 2025 - 15:28
Track Rating: Good 4, Weather: Fine, Rail Position: Out +3m 1000m
- 300m; True Remainder.



Section	Overall	1000m	800m	600m	400m	200m								
Section Times	1:14.20 [1] (0:16.84)	0:57.36 [5] (0:11.13)	0:46.23 [5] (0:11.19)	0:35.04 [4] (0:11.76)	0:23.28 [5] (0:11.53)	0:11.75 [3] (0:11.75)								
Average Speed [km/h]	53.3	63.8	64.4	61.2	62.9	61.1								
Top Speed [km/h]	65.7	67.1	66.9	63.1	63.6	63.8								
Avg. Dist. to Rail [m]	2.2	1.6	0.3	0.3	3.3	7.8								
Avg. Stride Freq. [Hz]	2.4	2.5	2.4	2.4	2.5	2.4								
Avg. Stride Length [m]	5.9	7.0	7.0	7.0	7.0	6.9								



[] Ranking at each section and finish
- - - - No data available at this section
NA No data available



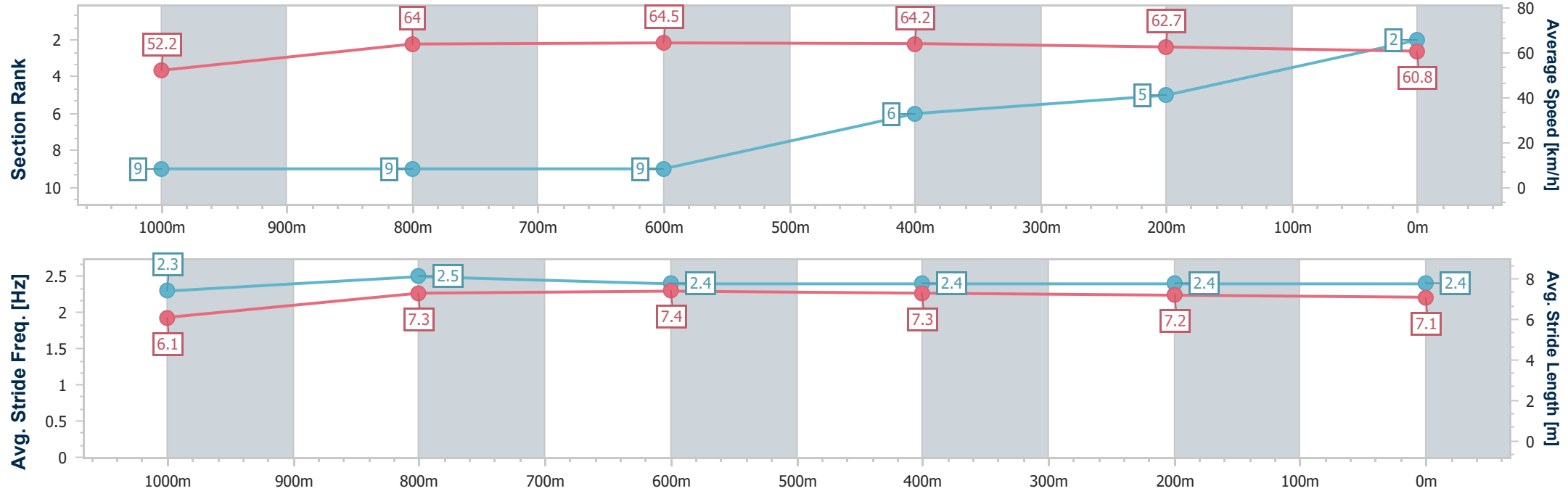
Horse/Jockey Name	Grovers Prediction
Final Rank	2
Fastest Section Time (Section)	0:11.17 (800m)
Top Speed [km/h] (Section)	67.3 (800m)
Race State	Finished



Ladbrokes Cannon ParkProfessional
Race 7: Gary Riches Pty Ltd Class 2 Handicap - 1250m
25 November 2025 - 15:28
Track Rating: Good 4, Weather: Fine, Rail Position: Out +3m 1000m
- 300m; True Remainder.



Section	Overall	1000m	800m	600m	400m	200m								
Section Times	1:14.44 [2] (0:17.18)	0:57.26 [9] (0:11.19)	0:46.07 [9] (0:11.17)	0:34.90 [9] (0:11.40)	0:23.50 [6] (0:11.66)	0:11.84 [5] (0:11.84)								
Average Speed [km/h]	52.2	64.0	64.5	64.2	62.7	60.8								
Top Speed [km/h]	66.0	66.1	67.3	67.3	64.2	63.2								
Avg. Dist. to Rail [m]	3.6	1.1	1.3	2.3	7.1	8.9								
Avg. Stride Freq. [Hz]	2.3	2.5	2.4	2.4	2.4	2.4								
Avg. Stride Length [m]	6.1	7.3	7.4	7.3	7.2	7.1								





Horse/Jockey Name	Ultimate
Final Rank	3
Fastest Section Time (Section)	0:11.03 (1000m)
Top Speed [km/h] (Section)	67.5 (Overall)
Race State	Finished



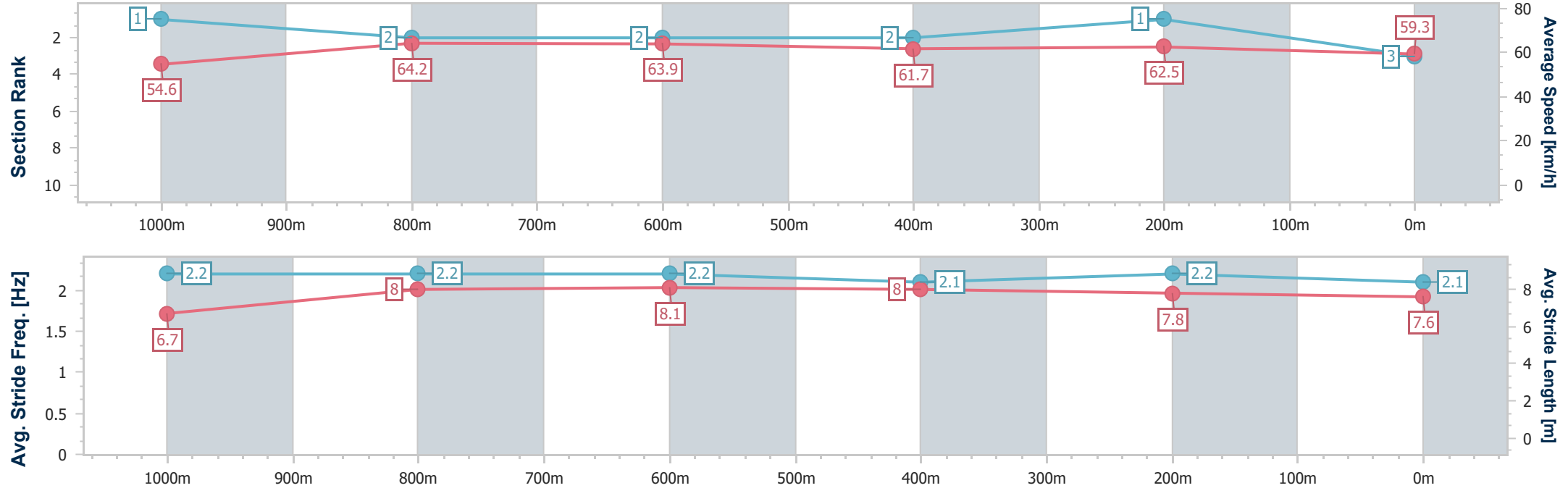
Ladbrokes Cannon ParkProfessional
Race 7: Gary Riches Pty Ltd Class 2 Handicap - 1250m

25 November 2025 - 15:28

Track Rating: Good 4, Weather: Fine, Rail Position: Out +3m 1000m
- 300m; True Remainder.



Section	Overall	1000m	800m	600m	400m	200m							
Section Times	1:14.52 [3] (0:16.52)	0:58.00 [1] (0:11.03)	0:46.97 [2] (0:11.31)	0:35.66 [2] (0:11.85)	0:23.81 [2] (0:11.66)	0:12.15 [1] (0:12.15)							
Average Speed [km/h]	54.6	64.2	63.9	61.7	62.5	59.3							
Top Speed [km/h]	67.5	67.5	65.9	63.3	63.3	61.2							
Avg. Dist. to Rail [m]	2.1	1.7	1.0	2.0	4.3	6.0							
Avg. Stride Freq. [Hz]	2.2	2.2	2.2	2.1	2.2	2.1							
Avg. Stride Length [m]	6.7	8.0	8.1	8.0	7.8	7.6							



[] Ranking at each section and finish
- - - - No data available at this section
NA No data available



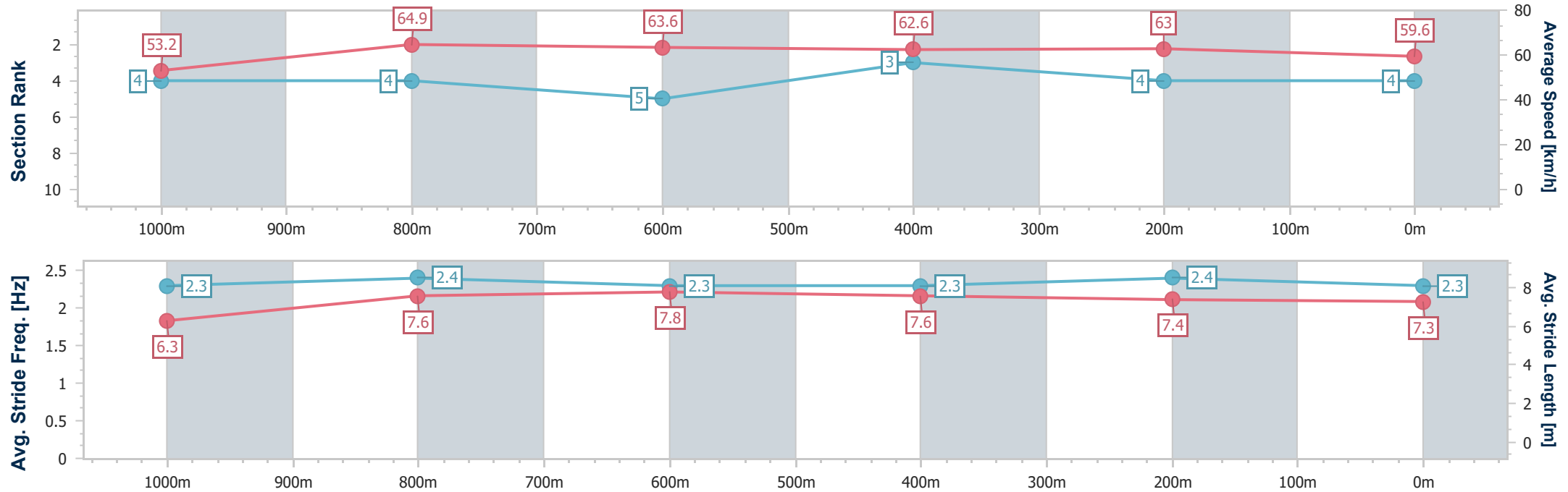
Horse/Jockey Name	Gazza's Diamond
Final Rank	4
Fastest Section Time (Section)	0:11.06 (1000m)
Top Speed [km/h] (Section)	66.2 (Overall)
Race State	Finished



Ladbrokes Cannon Park Professional
Race 7: Gary Riches Pty Ltd Class 2 Handicap - 1250m
25 November 2025 - 15:28
Track Rating: Good 4, Weather: Fine, Rail Position: Out +3m 1000m
- 300m; True Remainder.



Section	Overall	1000m	800m	600m	400m	200m								
Section Times	1:14.57 [4] (0:16.84)	0:57.73 [4] (0:11.06)	0:46.67 [4] (0:11.30)	0:35.37 [5] (0:11.64)	0:23.73 [3] (0:11.68)	0:12.05 [4] (0:12.05)								
Average Speed [km/h]	53.2	64.9	63.6	62.6	63.0	59.6								
Top Speed [km/h]	66.2	66.2	64.7	63.7	64.2	62.1								
Avg. Dist. to Rail [m]	1.7	0.9	0.2	2.0	7.3	9.3								
Avg. Stride Freq. [Hz]	2.3	2.4	2.3	2.3	2.4	2.3								
Avg. Stride Length [m]	6.3	7.6	7.8	7.6	7.4	7.3								





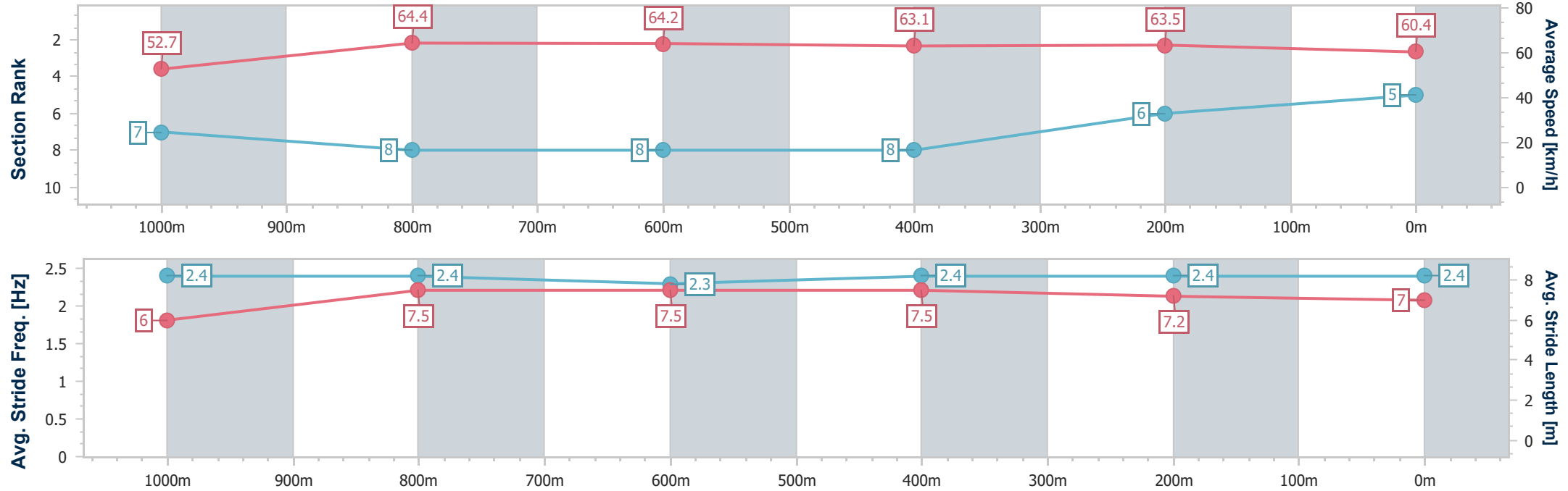
Horse/Jockey Name	Russian Summer
Final Rank	5
Fastest Section Time (Section)	0:11.21 (1000m)
Top Speed [km/h] (Section)	66.6 (800m)
Race State	Finished



Ladbrokes Cannon ParkProfessional
Race 7: Gary Riches Pty Ltd Class 2 Handicap - 1250m
25 November 2025 - 15:28
Track Rating: Good 4, Weather: Fine, Rail Position: Out +3m 1000m
- 300m; True Remainder.



Section	Overall	1000m	800m	600m	400m	200m								
Section Times	1:14.58 [5] (0:17.08)	0:57.50 [7] (0:11.21)	0:46.29 [8] (0:11.22)	0:35.07 [8] (0:11.60)	0:23.47 [8] (0:11.58)	0:11.89 [6] (0:11.89)								
Average Speed [km/h]	52.7	64.4	64.2	63.1	63.5	60.4								
Top Speed [km/h]	66.1	65.8	66.6	64.3	64.7	62.7								
Avg. Dist. to Rail [m]	3.6	0.4	0.4	2.6	6.6	7.7								
Avg. Stride Freq. [Hz]	2.4	2.4	2.3	2.4	2.4	2.4								
Avg. Stride Length [m]	6.0	7.5	7.5	7.5	7.2	7.0								





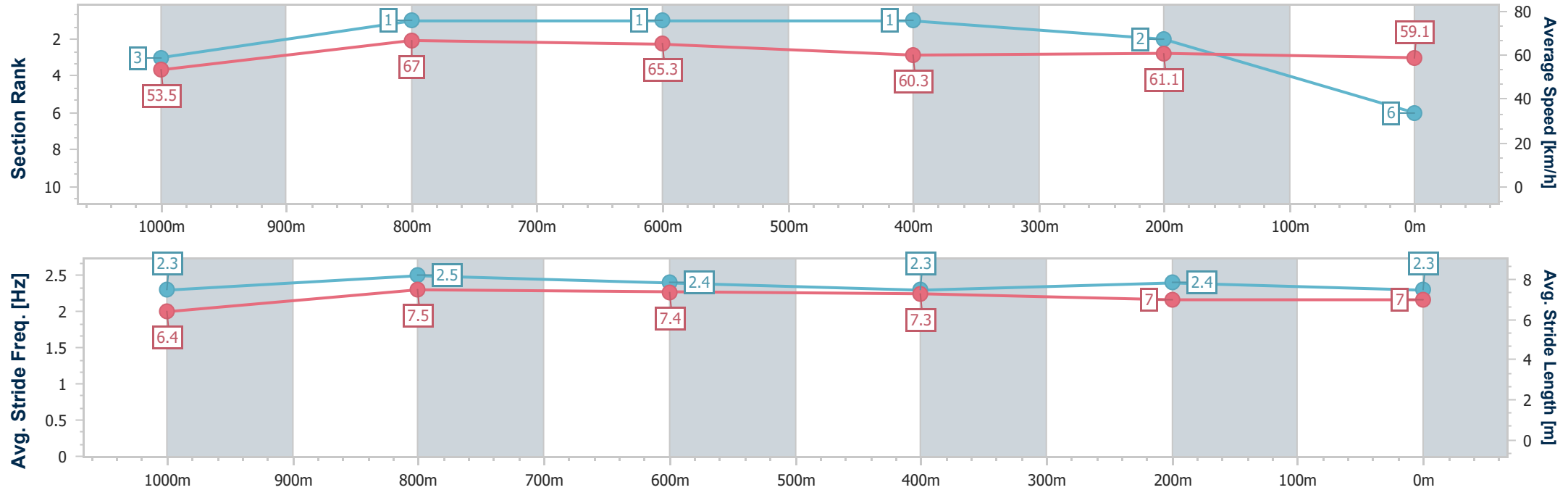
Horse/Jockey Name	Leconfield
Final Rank	6
Fastest Section Time (Section)	0:10.74 (1000m)
Top Speed [km/h] (Section)	68.5 (Overall)
Race State	Finished



Ladbrokes Cannon Park Professional
Race 7: Gary Riches Pty Ltd Class 2 Handicap - 1250m
25 November 2025 - 15:28
Track Rating: Good 4, Weather: Fine, Rail Position: Out +3m 1000m
- 300m; True Remainder.



Section	Overall	1000m	800m	600m	400m	200m							
Section Times	1:14.59 [6] (0:16.78)	0:57.81 [3] (0:10.74)	0:47.07 [1] (0:11.02)	0:36.05 [1] (0:12.00)	0:24.05 [1] (0:11.87)	0:12.18 [2] (0:12.18)							
Average Speed [km/h]	53.5	67.0	65.3	60.3	61.1	59.1							
Top Speed [km/h]	68.5	68.3	66.7	62.7	62.5	60.8							
Avg. Dist. to Rail [m]	2.5	0.6	0.6	0.8	3.1	4.6							
Avg. Stride Freq. [Hz]	2.3	2.5	2.4	2.3	2.4	2.3							
Avg. Stride Length [m]	6.4	7.5	7.4	7.3	7.0	7.0							





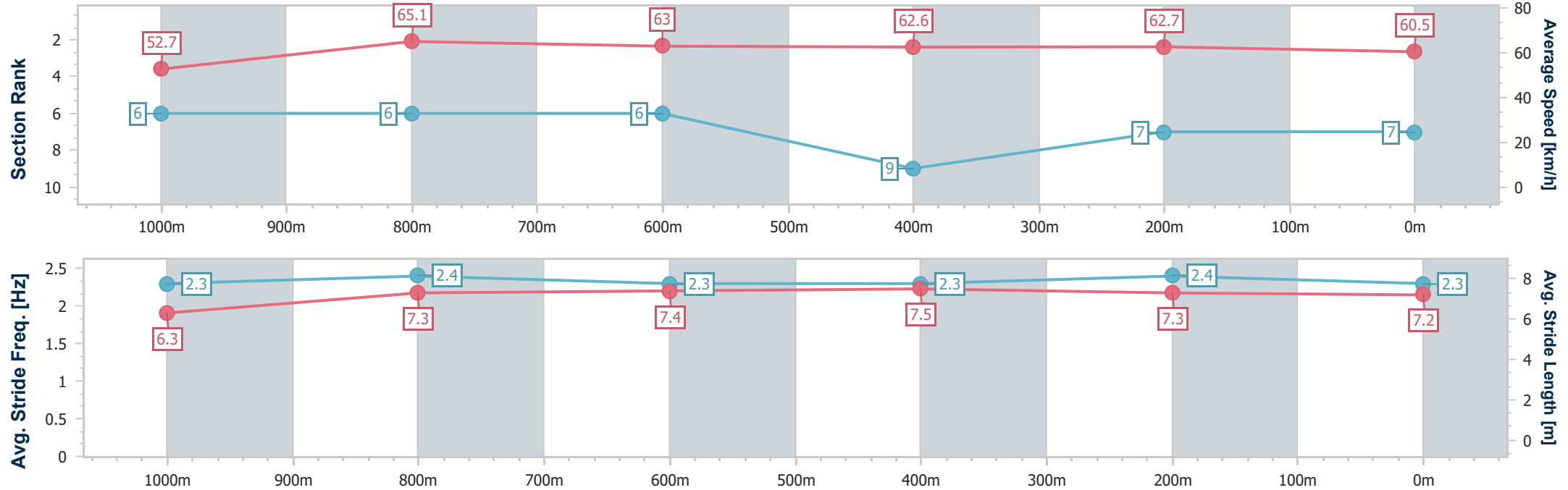
Horse/Jockey Name	The Prophecy
Final Rank	7
Fastest Section Time (Section)	0:11.06 (1000m)
Top Speed [km/h] (Section)	66.7 (1000m)
Race State	Finished



Ladbrokes Cannon ParkProfessional
Race 7: Gary Riches Pty Ltd Class 2 Handicap - 1250m
25 November 2025 - 15:28
Track Rating: Good 4, Weather: Fine, Rail Position: Out +3m 1000m
- 300m; True Remainder.



Section	Overall	1000m	800m	600m	400m	200m							
Section Times	1:14.61 [7] (0:16.98)	0:57.63 [6] (0:11.06)	0:46.57 [6] (0:11.39)	0:35.18 [6] (0:11.68)	0:23.50 [9] (0:11.64)	0:11.86 [7] (0:11.86)							
Average Speed [km/h]	52.7	65.1	63.0	62.6	62.7	60.5							
Top Speed [km/h]	66.6	66.7	64.2	63.9	65.7	64.1							
Avg. Dist. to Rail [m]	1.9	0.9	0.6	1.9	4.3	5.2							
Avg. Stride Freq. [Hz]	2.3	2.4	2.3	2.3	2.4	2.3							
Avg. Stride Length [m]	6.3	7.3	7.4	7.5	7.3	7.2							



[] Ranking at each section and finish
- - - - No data available at this section
NA No data available



Horse/Jockey Name	Tipped Off
Final Rank	8
Fastest Section Time (Section)	0:11.05 (1000m)
Top Speed [km/h] (Section)	66.6 (Overall)
Race State	Finished



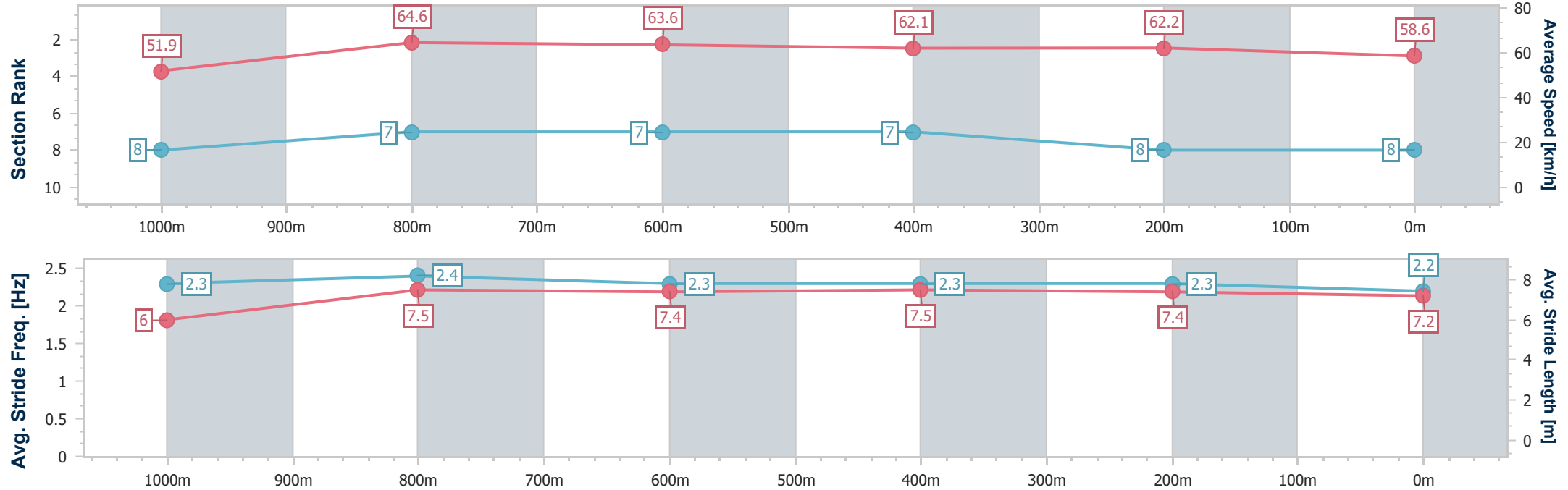
Ladbrokes Cannon ParkProfessional
Race 7: Gary Riches Pty Ltd Class 2 Handicap - 1250m

25 November 2025 - 15:28

Track Rating: Good 4, Weather: Fine, Rail Position: Out +3m 1000m
- 300m; True Remainder.



Section	Overall	1000m	800m	600m	400m	200m							
Section Times	1:15.05 [8] (0:17.12)	0:57.93 [8] (0:11.05)	0:46.88 [7] (0:11.29)	0:35.59 [7] (0:11.63)	0:23.96 [7] (0:11.71)	0:12.25 [8] (0:12.25)							
Average Speed [km/h]	51.9	64.6	63.6	62.1	62.2	58.6							
Top Speed [km/h]	66.6	66.3	64.2	64.2	62.8	61.2							
Avg. Dist. to Rail [m]	2.8	1.8	0.7	1.1	2.9	2.8							
Avg. Stride Freq. [Hz]	2.3	2.4	2.3	2.3	2.3	2.2							
Avg. Stride Length [m]	6.0	7.5	7.4	7.5	7.4	7.2							





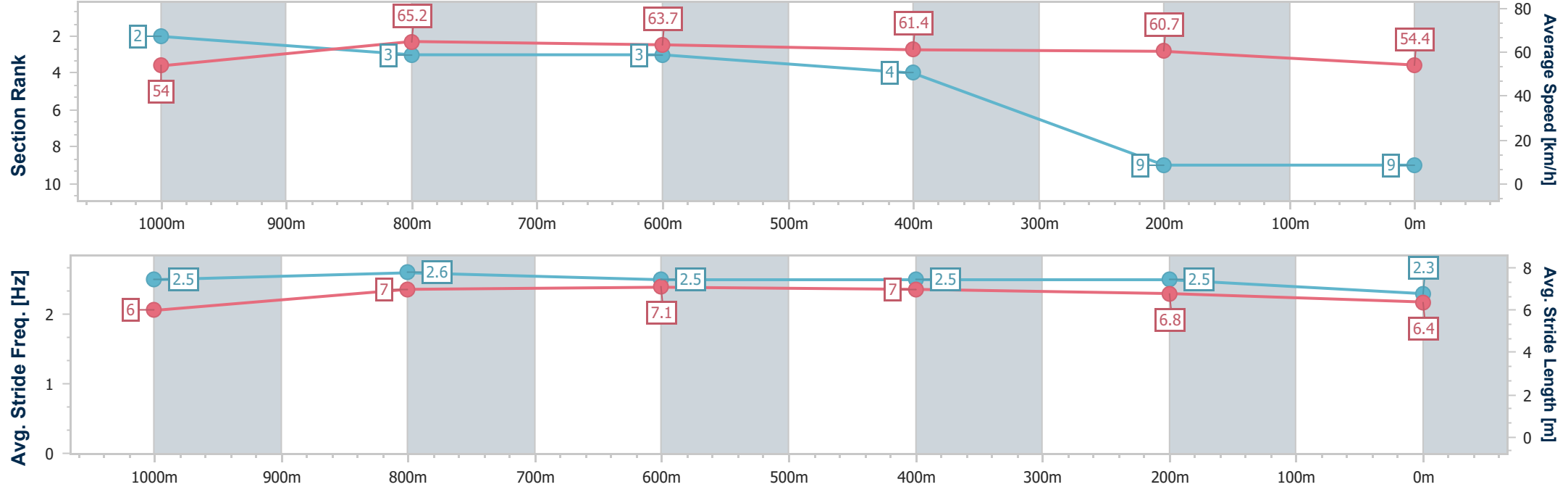
Horse/Jockey Name	City Of Boulder
Final Rank	9
Fastest Section Time (Section)	0:11.05 (1000m)
Top Speed [km/h] (Section)	68.3 (Overall)
Race State	Finished



Ladbrokes Cannon ParkProfessional
Race 7: Gary Riches Pty Ltd Class 2 Handicap - 1250m
25 November 2025 - 15:28
Track Rating: Good 4, Weather: Fine, Rail Position: Out +3m 1000m
- 300m; True Remainder.



Section	Overall	1000m	800m	600m	400m	200m							
Section Times	1:16.22 [9] (0:16.65)	0:59.57 [2] (0:11.05)	0:48.52 [3] (0:11.26)	0:37.26 [3] (0:11.92)	0:25.34 [4] (0:12.09)	0:13.25 [9] (0:13.25)							
Average Speed [km/h]	54.0	65.2	63.7	61.4	60.7	54.4							
Top Speed [km/h]	68.3	68.1	65.2	63.8	61.8	59.0							
Avg. Dist. to Rail [m]	2.8	0.7	0.6	2.2	5.9	7.2							
Avg. Stride Freq. [Hz]	2.5	2.6	2.5	2.5	2.5	2.3							
Avg. Stride Length [m]	6.0	7.0	7.1	7.0	6.8	6.4							





Ladbroke's Cannon Park Professional
Race 8: Red Beret Hotel BM55 Handicap - 950m
25 November 2025 - 16:05



Track Rating: Good 4, Weather: Fine, Rail Position: Out +3m 1000m - 300m; True Remainder.

Section						Overall	800m	600m	400m	200m	Last 600m	
Field Times						0:54.12 (0:10.28)	0:43.84 (0:10.28)	0:33.56 (0:10.80)	0:22.76 (0:11.12)	0:11.64 (0:11.64)	0:33.56	
Rank	TAB	Horse/Jockey	Barrier	Top Speed [km/h]	Fastest Section						Margin	Distance Travelled [m]
1	7	SAVEE	4	70.2	0:10.41	0:54.12 [1]	0:43.62 [6]	0:33.21 [7]	0:22.31 [7]	0:11.28 [5]	0:54.12	0:33.21
		Sean Cormack		800m	800m	(0:10.50)	(0:10.41)	(0:10.90)	(0:11.03)	(0:11.28)		
2	8	BELLA BIANCA	5	70.1	0:10.28	0:54.13 [2]	0:43.85 [1]	0:33.56 [3]	0:22.58 [3]	0:11.41 [2]	0.06L	0:33.56 -1
		Lauren Guernier		800m	Overall	(0:10.28)	(0:10.29)	(0:10.98)	(0:11.17)	(0:11.41)		
3	10	COPPABELLA ROAD	7	71.7	0:10.22	0:54.21 [3]	0:43.87 [3]	0:33.65 [1]	0:22.83 [2]	0:11.73 [1]	0.52L	0:33.65 -2
		Aidan Holt		800m	800m	(0:10.34)	(0:10.22)	(0:10.82)	(0:11.10)	(0:11.73)		
4	9	POWER PUFF	3	69.2	0:10.34	0:54.56 [4]	0:44.22 [2]	0:33.72 [5]	0:22.89 [5]	0:11.79 [4]	2.57L	0:33.72 -3
		Amanda Thomson		800m	Overall	(0:10.34)	(0:10.50)	(0:10.83)	(0:11.10)	(0:11.79)		
5	4	THREEBROTHERS	8	72.4	0:10.12	0:54.62 [5]	0:44.17 [4]	0:34.05 [2]	0:23.26 [1]	0:11.90 [3]	2.96L	0:34.05 +2
		Rachel Shred		800m	800m	(0:10.45)	(0:10.12)	(0:10.79)	(0:11.36)	(0:11.90)		
6	1	FLYING ARTIST	9	70.2	0:10.28	0:54.72 [6]	0:44.12 [8]	0:33.84 [6]	0:22.99 [6]	0:11.73 [7]	3.52L	0:33.84 +3
		Ryan Wiggins		800m	800m	(0:10.60)	(0:10.28)	(0:10.85)	(0:11.26)	(0:11.73)		
7	2	GUAPO	6	70.6	0:10.27	0:54.78 [7]	0:44.32 [5]	0:34.05 [4]	0:23.18 [4]	0:11.87 [6]	3.9L	0:34.05 +4
		Samantha Pointon		800m	800m	(0:10.46)	(0:10.27)	(0:10.87)	(0:11.31)	(0:11.87)		
8	3	MR DAMAGE	2	70.9	0:10.54	0:54.96 [8]	0:44.36 [9]	0:33.82 [8]	0:23.09 [8]	0:11.89 [8]	4.93L	0:33.82 -1
		Lacey Morrison		800m	800m	(0:10.60)	(0:10.54)	(0:10.73)	(0:11.20)	(0:11.89)		
9	5	HELL OF A BENTLEY	1	67.7	0:10.57	0:54.96 [9]	0:44.39 [7]	0:33.61 [9]	0:22.70 [9]	0:11.49 [9]	4.95L	0:33.61 -2
		Ashley Butler		800m	Overall	(0:10.57)	(0:10.78)	(0:10.91)	(0:11.21)	(0:11.49)		

Scratched: Five Bulls (#12), Gold Sluice (#6), Spineless (#11)



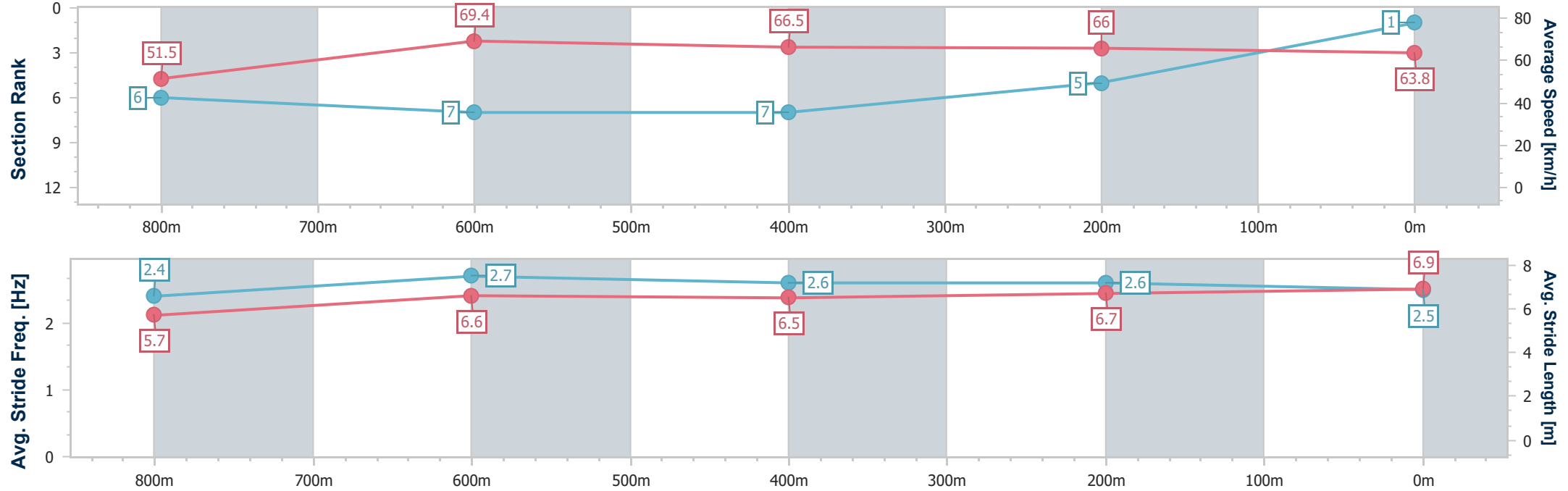
Horse/Jockey Name	Savee
Final Rank	1
Fastest Section Time (Section)	0:10.41 (800m)
Top Speed [km/h] (Section)	70.2 (800m)
Race State	Finished



Ladbrokes Cannon ParkProfessional
Race 8: Red Beret Hotel BM55 Handicap - 950m
25 November 2025 - 16:05
Track Rating: Good 4, Weather: Fine, Rail Position: Out +3m 1000m
- 300m; True Remainder.



Section	Overall	800m	600m	400m	200m									
Section Times	0:54.12 [1] (0:10.50)	0:43.62 [6] (0:10.41)	0:33.21 [7] (0:10.90)	0:22.31 [7] (0:11.03)	0:11.28 [5] (0:11.28)									
Average Speed [km/h]	51.5	69.4	66.5	66.0	63.8									
Top Speed [km/h]	68.9	70.2	69.1	66.9	65.7									
Avg. Dist. to Rail [m]	1.8	0.2	1.1	5.6	6.5									
Avg. Stride Freq. [Hz]	2.4	2.7	2.6	2.6	2.5									
Avg. Stride Length [m]	5.7	6.6	6.5	6.7	6.9									



[] Ranking at each section and finish
-.-.- No data available at this section
NA No data available



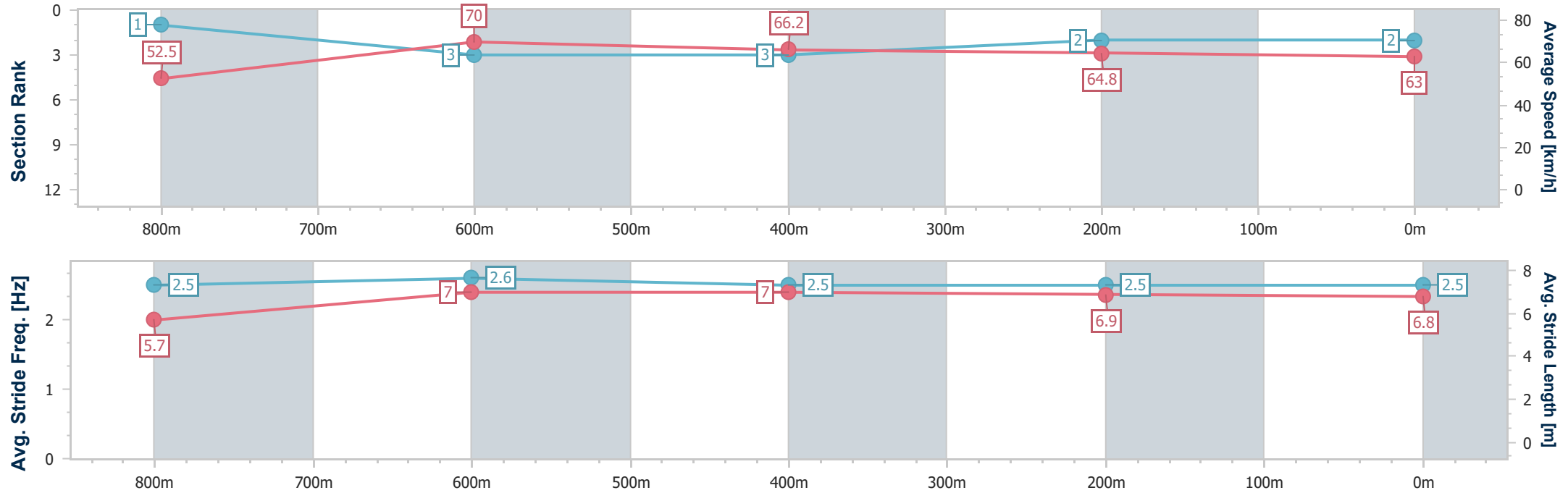
Horse/Jockey Name	Bella Bianca
Final Rank	2
Fastest Section Time (Section)	0:10.28 (Overall)
Top Speed [km/h] (Section)	70.1 (800m)
Race State	Finished



Ladbrokes Cannon ParkProfessional
Race 8: Red Beret Hotel BM55 Handicap - 950m
25 November 2025 - 16:05
Track Rating: Good 4, Weather: Fine, Rail Position: Out +3m 1000m
- 300m; True Remainder.



Section	Overall	800m	600m	400m	200m														
Section Times	0:54.13 [2] (0:10.28)	0:43.85 [1] (0:10.29)	0:33.56 [3] (0:10.98)	0:22.58 [3] (0:11.17)	0:11.41 [2] (0:11.41)														
Average Speed [km/h]	52.5	70.0	66.2	64.8	63.0														
Top Speed [km/h]	69.8	70.1	68.5	66.6	64.6														
Avg. Dist. to Rail [m]	3.6	0.6	1.1	3.7	3.6														
Avg. Stride Freq. [Hz]	2.5	2.6	2.5	2.5	2.5														
Avg. Stride Length [m]	5.7	7.0	7.0	6.9	6.8														





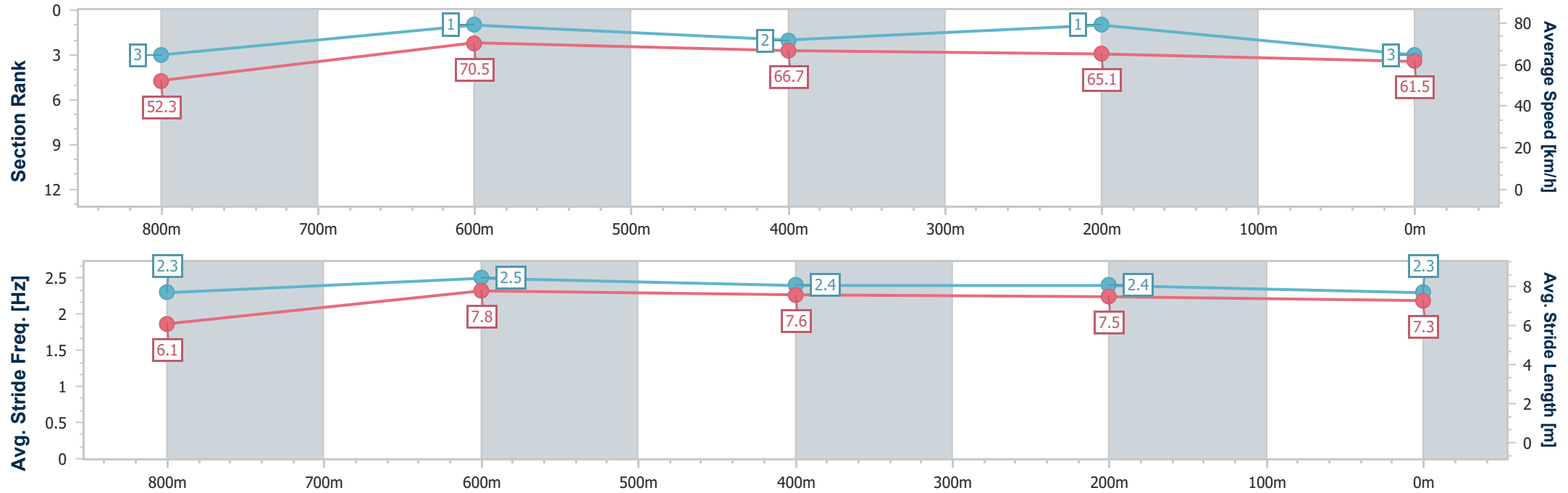
Horse/Jockey Name	Coppabella Road
Final Rank	3
Fastest Section Time (Section)	0:10.22 (800m)
Top Speed [km/h] (Section)	71.7 (800m)
Race State	Finished



Ladbrokes Cannon ParkProfessional
Race 8: Red Beret Hotel BM55 Handicap - 950m
25 November 2025 - 16:05
Track Rating: Good 4, Weather: Fine, Rail Position: Out +3m 1000m
- 300m; True Remainder.



Section	Overall	800m	600m	400m	200m										
Section Times	0:54.21 [3] (0:10.34)	0:43.87 [3] (0:10.22)	0:33.65 [1] (0:10.82)	0:22.83 [2] (0:11.10)	0:11.73 [1] (0:11.73)										
Average Speed [km/h]	52.3	70.5	66.7	65.1	61.5										
Top Speed [km/h]	69.8	71.7	69.1	66.6	63.8										
Avg. Dist. to Rail [m]	5.2	1.5	0.6	2.7	3.3										
Avg. Stride Freq. [Hz]	2.3	2.5	2.4	2.4	2.3										
Avg. Stride Length [m]	6.1	7.8	7.6	7.5	7.3										





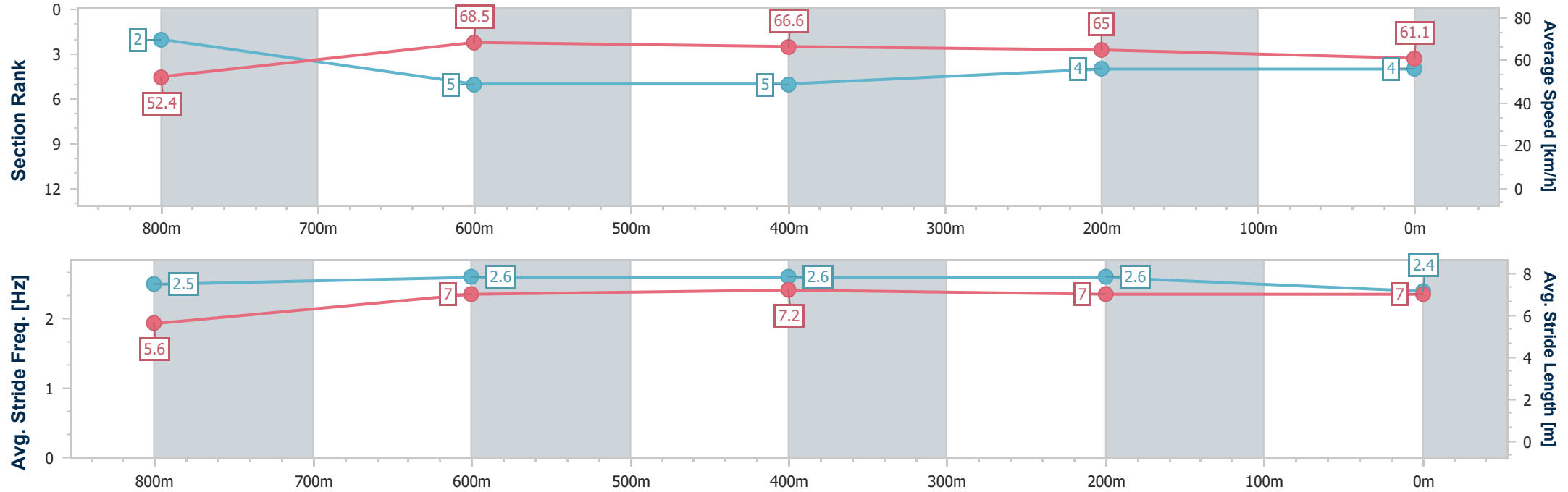
Horse/Jockey Name	Power Puff
Final Rank	4
Fastest Section Time (Section)	0:10.34 (Overall)
Top Speed [km/h] (Section)	69.2 (800m)
Race State	Finished



Ladbrokes Cannon Park Professional
Race 8: Red Beret Hotel BM55 Handicap - 950m
25 November 2025 - 16:05
Track Rating: Good 4, Weather: Fine, Rail Position: Out +3m 1000m
- 300m; True Remainder.



Section	Overall	800m	600m	400m	200m										
Section Times	0:54.56 [4] (0:10.34)	0:44.22 [2] (0:10.50)	0:33.72 [5] (0:10.83)	0:22.89 [5] (0:11.10)	0:11.79 [4] (0:11.79)										
Average Speed [km/h]	52.4	68.5	66.6	65.0	61.1										
Top Speed [km/h]	66.9	69.2	68.9	65.9	64.3										
Avg. Dist. to Rail [m]	1.6	0.5	0.7	2.0	4.2										
Avg. Stride Freq. [Hz]	2.5	2.6	2.6	2.6	2.4										
Avg. Stride Length [m]	5.6	7.0	7.2	7.0	7.0										



[] Ranking at each section and finish
-.-.- No data available at this section
NA No data available



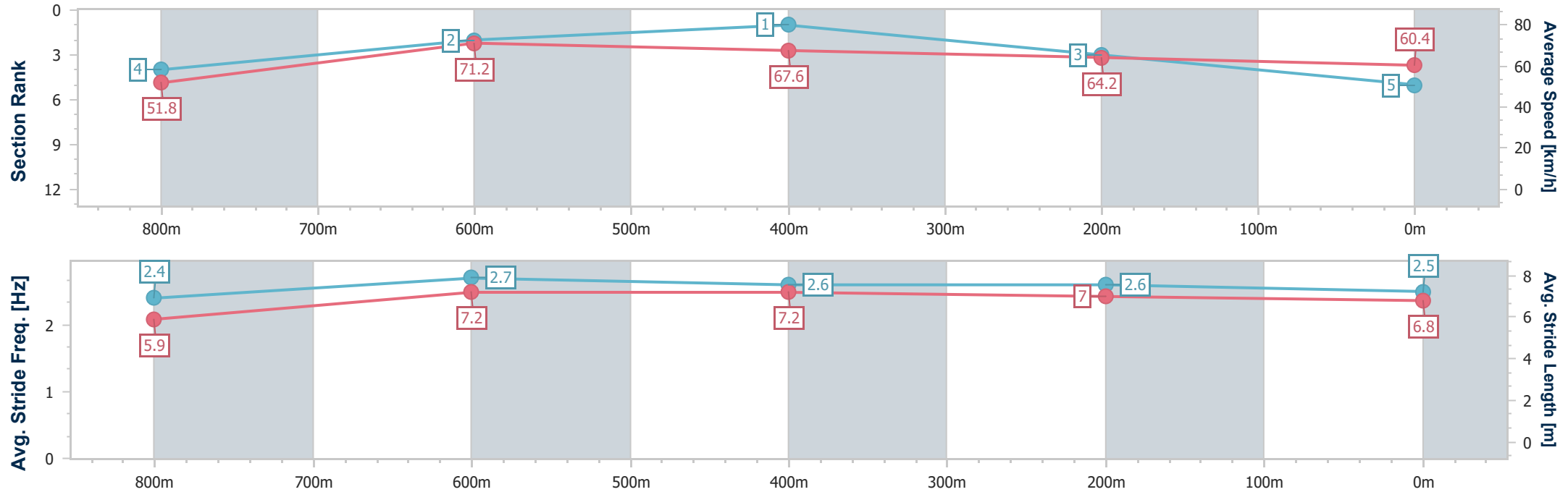
Horse/Jockey Name	Threebrothers
Final Rank	5
Fastest Section Time (Section)	0:10.12 (800m)
Top Speed [km/h] (Section)	72.4 (800m)
Race State	Finished



Ladbroke's Cannon Park Professional
Race 8: Red Beret Hotel BM55 Handicap - 950m
25 November 2025 - 16:05
Track Rating: Good 4, Weather: Fine, Rail Position: Out +3m 1000m
- 300m; True Remainder.



Section	Overall	800m	600m	400m	200m										
Section Times	0:54.62 [5] (0:10.45)	0:44.17 [4] (0:10.12)	0:34.05 [2] (0:10.79)	0:23.26 [1] (0:11.36)	0:11.90 [3] (0:11.90)										
Average Speed [km/h]	51.8	71.2	67.6	64.2	60.4										
Top Speed [km/h]	72.3	72.4	70.2	65.7	63.4										
Avg. Dist. to Rail [m]	6.2	3.2	2.2	5.7	7.3										
Avg. Stride Freq. [Hz]	2.4	2.7	2.6	2.6	2.5										
Avg. Stride Length [m]	5.9	7.2	7.2	7.0	6.8										



[] Ranking at each section and finish
- - - - - No data available at this section
NA No data available



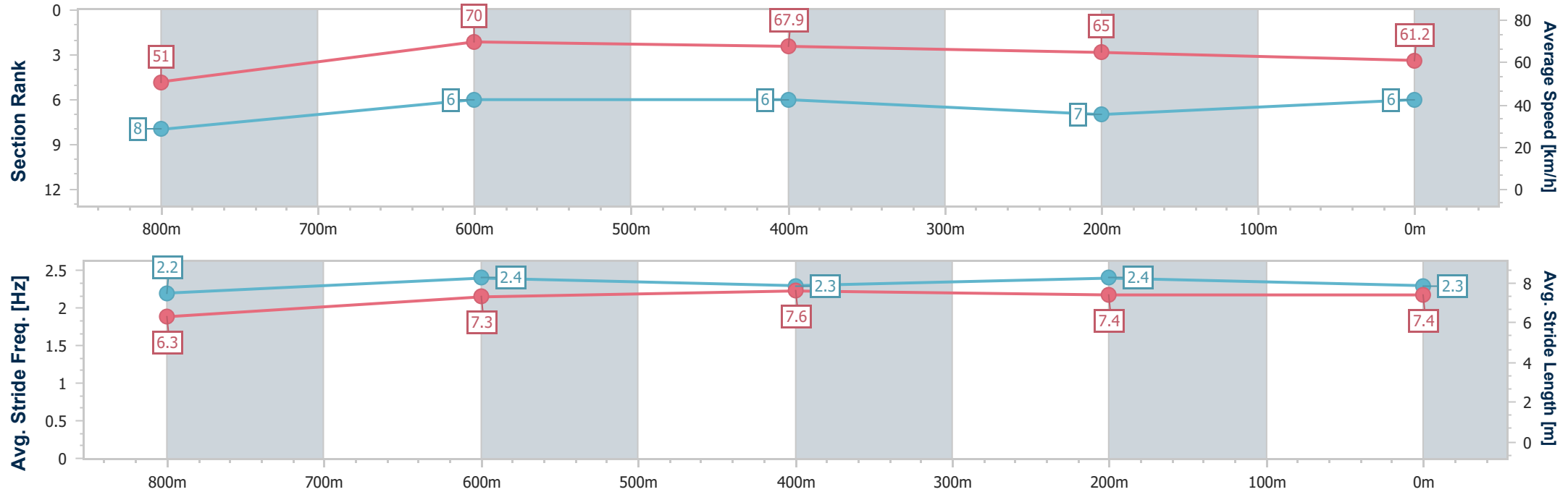
Horse/Jockey Name	Flying Artist
Final Rank	6
Fastest Section Time (Section)	0:10.28 (800m)
Top Speed [km/h] (Section)	70.2 (800m)
Race State	Finished



Ladbrokes Cannon ParkProfessional
Race 8: Red Beret Hotel BM55 Handicap - 950m
25 November 2025 - 16:05
Track Rating: Good 4, Weather: Fine, Rail Position: Out +3m 1000m
- 300m; True Remainder.



Section	Overall	800m	600m	400m	200m										
Section Times	0:54.72 [6] (0:10.60)	0:44.12 [8] (0:10.28)	0:33.84 [6] (0:10.85)	0:22.99 [6] (0:11.26)	0:11.73 [7] (0:11.73)										
Average Speed [km/h]	51.0	70.0	67.9	65.0	61.2										
Top Speed [km/h]	69.6	70.2	68.4	66.3	63.5										
Avg. Dist. to Rail [m]	7.6	3.2	2.9	7.8	9.4										
Avg. Stride Freq. [Hz]	2.2	2.4	2.3	2.4	2.3										
Avg. Stride Length [m]	6.3	7.3	7.6	7.4	7.4										



[] Ranking at each section and finish
-.-.- No data available at this section
NA No data available



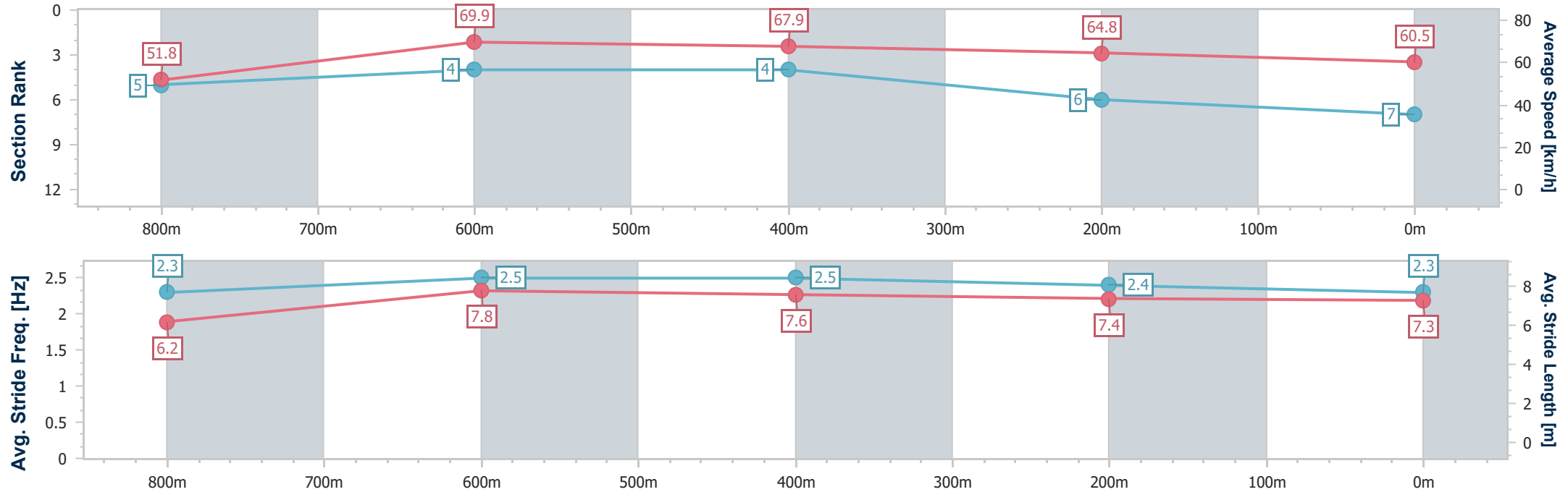
Horse/Jockey Name	Guapo
Final Rank	7
Fastest Section Time (Section)	0:10.27 (800m)
Top Speed [km/h] (Section)	70.6 (800m)
Race State	Finished



Ladbrokes Cannon ParkProfessional
Race 8: Red Beret Hotel BM55 Handicap - 950m
25 November 2025 - 16:05
Track Rating: Good 4, Weather: Fine, Rail Position: Out +3m 1000m
- 300m; True Remainder.



Section	Overall	800m	600m	400m	200m										
Section Times	0:54.78 [7] (0:10.46)	0:44.32 [5] (0:10.27)	0:34.05 [4] (0:10.87)	0:23.18 [4] (0:11.31)	0:11.87 [6] (0:11.87)										
Average Speed [km/h]	51.8	69.9	67.9	64.8	60.5										
Top Speed [km/h]	69.4	70.6	69.4	66.7	63.8										
Avg. Dist. to Rail [m]	4.7	2.4	3.4	8.2	9.7										
Avg. Stride Freq. [Hz]	2.3	2.5	2.5	2.4	2.3										
Avg. Stride Length [m]	6.2	7.8	7.6	7.4	7.3										





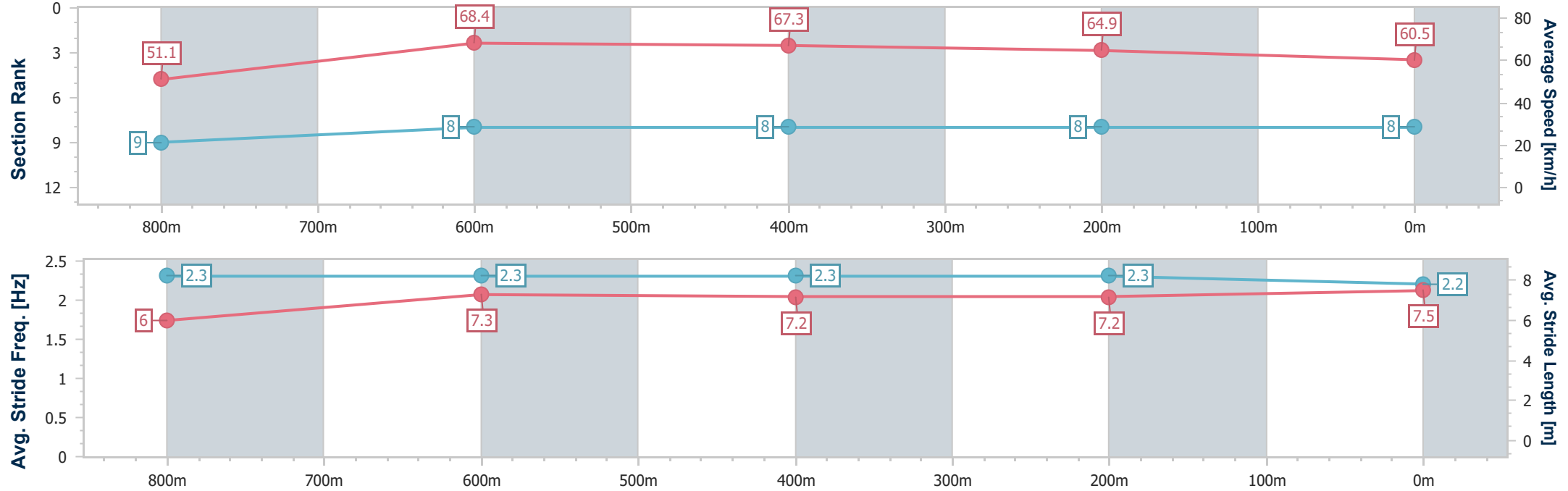
Horse/Jockey Name	Mr Damage
Final Rank	8
Fastest Section Time (Section)	0:10.54 (800m)
Top Speed [km/h] (Section)	70.9 (800m)
Race State	Finished



Ladbrokes Cannon ParkProfessional
Race 8: Red Beret Hotel BM55 Handicap - 950m
25 November 2025 - 16:05
Track Rating: Good 4, Weather: Fine, Rail Position: Out +3m 1000m
- 300m; True Remainder.



Section	Overall	800m	600m	400m	200m									
Section Times	0:54.96 [8] (0:10.60)	0:44.36 [9] (0:10.54)	0:33.82 [8] (0:10.73)	0:23.09 [8] (0:11.20)	0:11.89 [8] (0:11.89)									
Average Speed [km/h]	51.1	68.4	67.3	64.9	60.5									
Top Speed [km/h]	68.7	70.9	68.7	66.0	63.1									
Avg. Dist. to Rail [m]	0.9	0.9	1.0	3.2	2.8									
Avg. Stride Freq. [Hz]	2.3	2.3	2.3	2.3	2.2									
Avg. Stride Length [m]	6.0	7.3	7.2	7.2	7.5									



- [] Ranking at each section and finish
- .-.- No data available at this section
- NA No data available



Horse/Jockey Name	Hell Of A Bentley
Final Rank	9
Fastest Section Time (Section)	0:10.57 (Overall)
Top Speed [km/h] (Section)	67.7 (800m)
Race State	Finished



Ladbrokes Cannon ParkProfessional
Race 8: Red Beret Hotel BM55 Handicap - 950m
25 November 2025 - 16:05
Track Rating: Good 4, Weather: Fine, Rail Position: Out +3m 1000m
- 300m; True Remainder.



Section	Overall	800m	600m	400m	200m										
Section Times	0:54.96 [9] (0:10.57)	0:44.39 [7] (0:10.78)	0:33.61 [9] (0:10.91)	0:22.70 [9] (0:11.21)	0:11.49 [9] (0:11.49)										
Average Speed [km/h]	50.7	66.9	66.4	64.9	62.7										
Top Speed [km/h]	67.5	67.7	67.4	65.6	64.7										
Avg. Dist. to Rail [m]	0.5	0.5	1.1	3.7	4.6										
Avg. Stride Freq. [Hz]	2.3	2.3	2.3	2.3	2.3										
Avg. Stride Length [m]	6.0	7.9	7.9	7.8	7.6										

