



Rockhampton Professional
Race 1: NATIONAL THOROUGHBRED WEEK QTIS Three-Year-Old
Handicap - 1050m
27 November 2025 - 13:12



Track Rating: Soft 5, Weather: Overcast, Rail Position: 3.5 metres Entire Course.

Section		Overall				1000m	800m	600m	400m	200m	Last 600m		
Field Times		1:00.25 (0:04.78)				0:55.47 (0:11.32)	0:44.15 (0:11.03)	0:33.12 (0:10.53)	0:22.59 (0:10.87)	0:11.72 (0:11.72)	0:33.12		
Rank	TAB	Horse/Jockey	Barrier	Top Speed [km/h]	Fastest Section						Margin	Distance Travelled [m]	
1	2	SARAQAE	3	69.4	0:05.01	1:00.25 [1]	0:55.24 [4]	0:44.02 [2]	0:32.96 [2]	0:22.34 [2]	0:11.56 [2]	1:00.25	0:32.96
		Warwick Satherley		600m	Overall	(0:05.01)	(0:11.22)	(0:11.06)	(0:10.62)	(0:10.78)	(0:11.56)		
2	4	OLD GOLD	2	69.1	0:04.78	1:00.27 [2]	0:55.49 [1]	0:44.17 [1]	0:33.14 [1]	0:22.61 [1]	0:11.74 [1]	0.1L	0:33.14
		Sean Cormack		600m	Overall	(0:04.78)	(0:11.32)	(0:11.03)	(0:10.53)	(0:10.87)	(0:11.74)		-9
3	3	SENZORA	1	70.6	0:04.97	1:00.49 [3]	0:55.52 [3]	0:44.03 [4]	0:32.80 [4]	0:22.41 [3]	0:11.66 [3]	1.42L	0:32.80
		Ryan Wiggins		600m	Overall	(0:04.97)	(0:11.49)	(0:11.23)	(0:10.39)	(0:10.75)	(0:11.66)		-1
4	5	NEXT LEGACY	4	70.0	0:04.96	1:00.87 [4]	0:55.91 [2]	0:44.41 [3]	0:33.20 [3]	0:22.71 [4]	0:11.88 [4]	3.64L	0:33.20
		Raul Silvera Olivera		600m	Overall	(0:04.96)	(0:11.50)	(0:11.21)	(0:10.49)	(0:10.83)	(0:11.88)		+1
5	6	POWER CHIC	5	69.5	0:05.33	1:00.88 [5]	0:55.55 [5]	0:44.13 [5]	0:33.08 [5]	0:22.51 [5]	0:11.61 [5]	3.69L	0:33.08
		Tasha Chambers		600m	Overall	(0:05.33)	(0:11.42)	(0:11.05)	(0:10.57)	(0:10.90)	(0:11.61)		+5

Scratched: Bang Stick (#1)



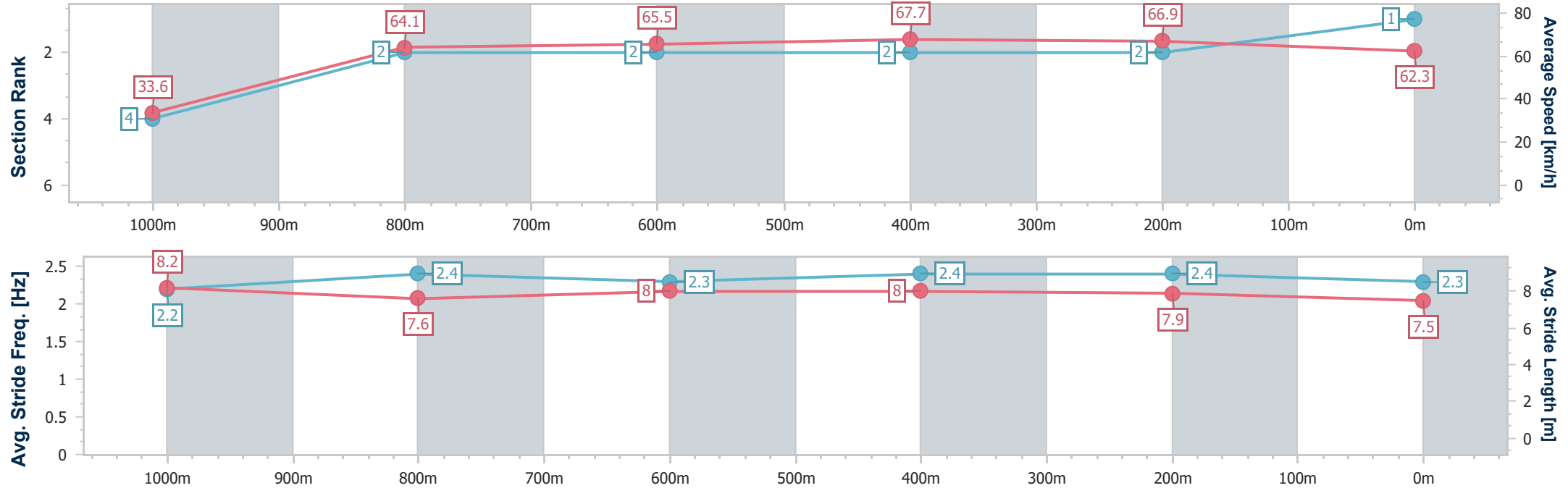
Horse/Jockey Name	Saraqael
Final Rank	1
Fastest Section Time (Section)	0:05.01 (Overall)
Top Speed [km/h] (Section)	69.4 (600m)
Race State	Finished



RockhamptonProfessional
Race 1: NATIONAL THOROUGHBRED WEEK QTIS Three-Year-
Old Handicap - 1050m
27 November 2025 - 13:12
Track Rating: Soft 5, Weather: Overcast, Rail Position: 3.5 metres
Entire Course.



Section	Overall	1000m	800m	600m	400m	200m								
Section Times	1:00.25 [1] (0:05.01)	0:55.24 [4] (0:11.22)	0:44.02 [2] (0:11.06)	0:32.96 [2] (0:10.62)	0:22.34 [2] (0:10.78)	0:11.56 [2] (0:11.56)								
Average Speed [km/h]	33.6	64.1	65.5	67.7	66.9	62.3								
Top Speed [km/h]	55.6	66.3	66.4	69.4	68.6	64.8								
Avg. Dist. to Rail [m]	2.5	0.5	1.0	2.7	3.4	4.9								
Avg. Stride Freq. [Hz]	2.2	2.4	2.3	2.4	2.4	2.3								
Avg. Stride Length [m]	8.2	7.6	8.0	8.0	7.9	7.5								



[] Ranking at each section and finish
-.-.- No data available at this section
NA No data available



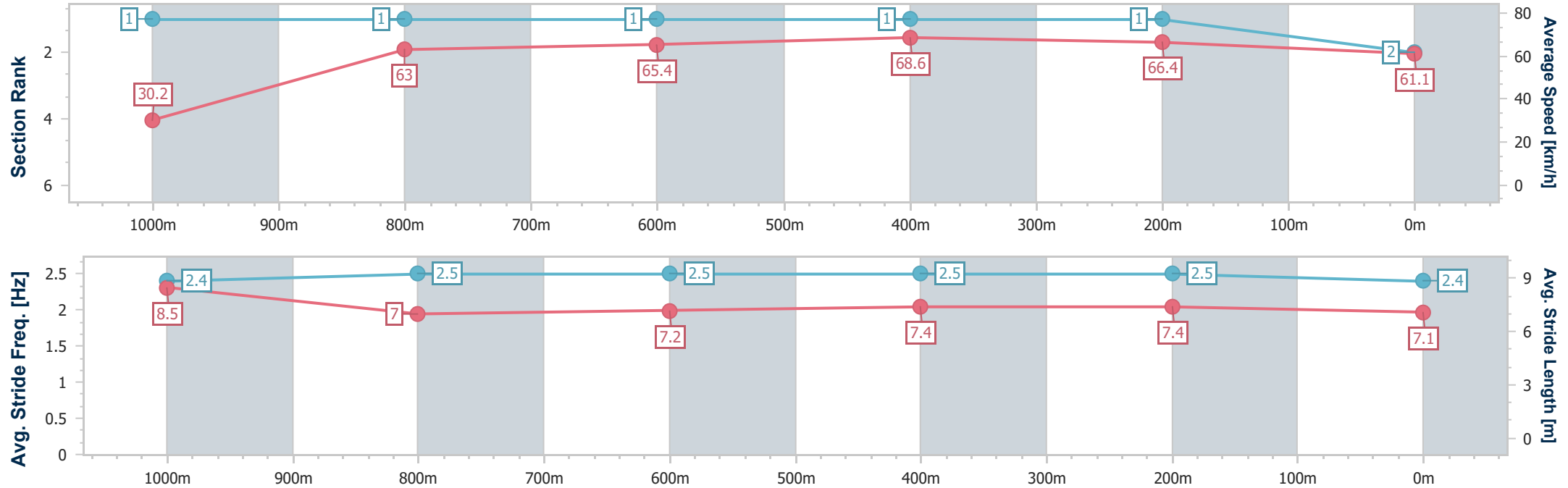
Horse/Jockey Name	Old Gold
Final Rank	2
Fastest Section Time (Section)	0:04.78 (Overall)
Top Speed [km/h] (Section)	69.1 (600m)
Race State	Finished



RockhamptonProfessional
Race 1: NATIONAL THOROUGHBRED WEEK QTIS Three-Year-
Old Handicap - 1050m
27 November 2025 - 13:12
Track Rating: Soft 5, Weather: Overcast, Rail Position: 3.5 metres
Entire Course.



Section	Overall	1000m	800m	600m	400m	200m								
Section Times	1:00.27 [2] (0:04.78)	0:55.49 [1] (0:11.32)	0:44.17 [1] (0:11.03)	0:33.14 [1] (0:10.53)	0:22.61 [1] (0:10.87)	0:11.74 [1] (0:11.74)								
Average Speed [km/h]	30.2	63.0	65.4	68.6	66.4	61.1								
Top Speed [km/h]	56.1	64.7	66.9	69.1	68.3	64.4								
Avg. Dist. to Rail [m]	1.2	1.5	1.5	3.0	2.4	3.3								
Avg. Stride Freq. [Hz]	2.4	2.5	2.5	2.5	2.5	2.4								
Avg. Stride Length [m]	8.5	7.0	7.2	7.4	7.4	7.1								





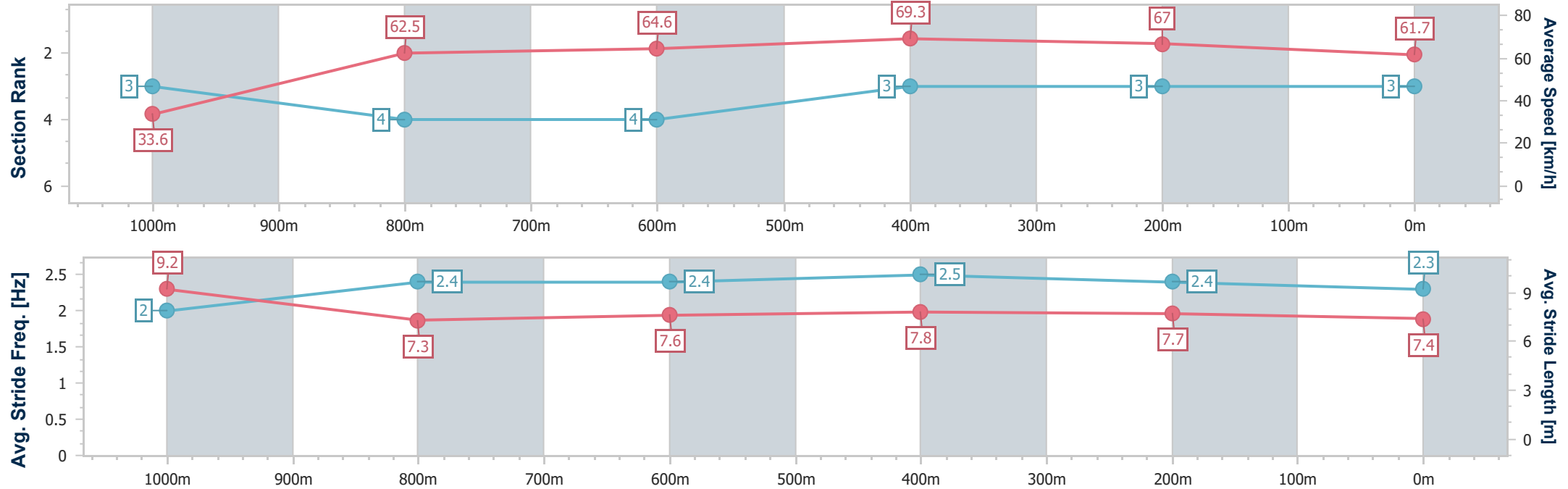
Horse/Jockey Name	Senzora
Final Rank	3
Fastest Section Time (Section)	0:04.97 (Overall)
Top Speed [km/h] (Section)	70.6 (600m)
Race State	Finished



RockhamptonProfessional
Race 1: NATIONAL THOROUGHBRED WEEK QTIS Three-Year-
Old Handicap - 1050m
27 November 2025 - 13:12
Track Rating: Soft 5, Weather: Overcast, Rail Position: 3.5 metres
Entire Course.



Section	Overall	1000m	800m	600m	400m	200m								
Section Times	1:00.49 [3] (0:04.97)	0:55.52 [3] (0:11.49)	0:44.03 [4] (0:11.23)	0:32.80 [4] (0:10.39)	0:22.41 [3] (0:10.75)	0:11.66 [3] (0:11.66)								
Average Speed [km/h]	33.6	62.5	64.6	69.3	67.0	61.7								
Top Speed [km/h]	55.9	65.9	66.2	70.6	69.0	64.8								
Avg. Dist. to Rail [m]	1.6	0.4	0.8	3.3	6.7	8.8								
Avg. Stride Freq. [Hz]	2.0	2.4	2.4	2.5	2.4	2.3								
Avg. Stride Length [m]	9.2	7.3	7.6	7.8	7.7	7.4								



[] Ranking at each section and finish
-.-.- No data available at this section
NA No data available



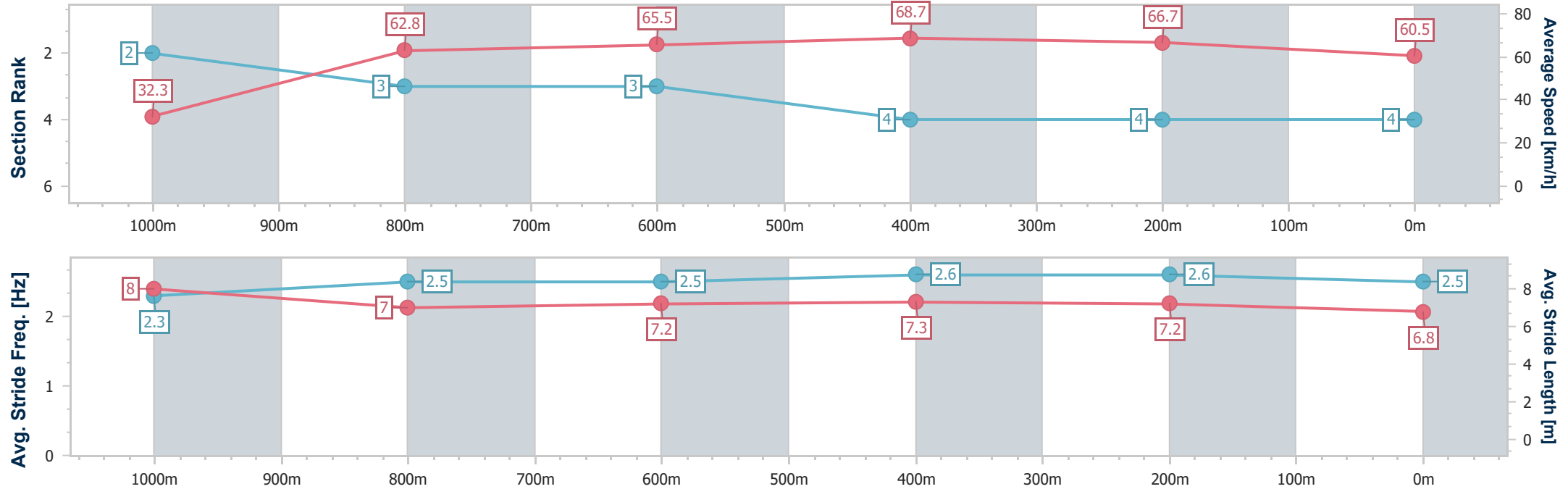
Horse/Jockey Name	Next Legacy
Final Rank	4
Fastest Section Time (Section)	0:04.96 (Overall)
Top Speed [km/h] (Section)	70.0 (600m)
Race State	Finished



RockhamptonProfessional
Race 1: NATIONAL THOROUGHBRED WEEK QTIS Three-Year-
Old Handicap - 1050m
27 November 2025 - 13:12
Track Rating: Soft 5, Weather: Overcast, Rail Position: 3.5 metres
Entire Course.



Section	Overall	1000m	800m	600m	400m	200m							
Section Times	1:00.87 [4] (0:04.96)	0:55.91 [2] (0:11.50)	0:44.41 [3] (0:11.21)	0:33.20 [3] (0:10.49)	0:22.71 [4] (0:10.83)	0:11.88 [4] (0:11.88)							
Average Speed [km/h]	32.3	62.8	65.5	68.7	66.7	60.5							
Top Speed [km/h]	54.0	65.6	66.7	70.0	69.2	64.1							
Avg. Dist. to Rail [m]	3.3	0.8	2.8	4.1	6.2	8.2							
Avg. Stride Freq. [Hz]	2.3	2.5	2.5	2.6	2.6	2.5							
Avg. Stride Length [m]	8.0	7.0	7.2	7.3	7.2	6.8							





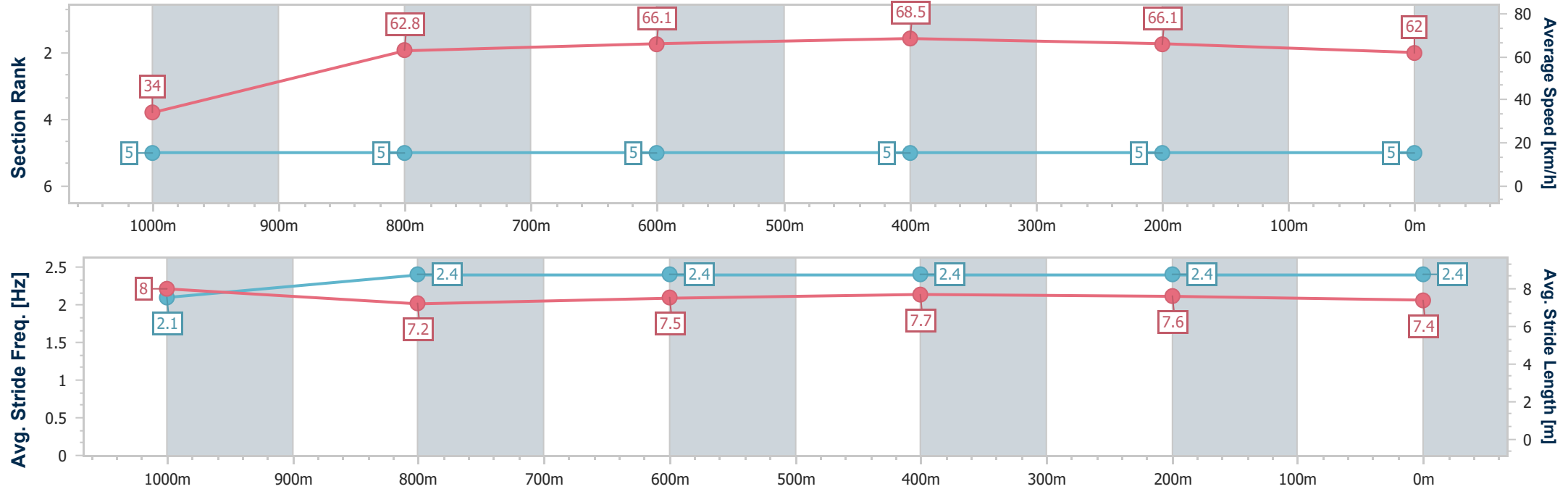
Horse/Jockey Name	Power Chic
Final Rank	5
Fastest Section Time (Section)	0:05.33 (Overall)
Top Speed [km/h] (Section)	69.5 (600m)
Race State	Finished



RockhamptonProfessional
Race 1: NATIONAL THOROUGHBRED WEEK QTIS Three-Year-
Old Handicap - 1050m
27 November 2025 - 13:12
Track Rating: Soft 5, Weather: Overcast, Rail Position: 3.5 metres
Entire Course.



Section	Overall	1000m	800m	600m	400m	200m								
Section Times	1:00.88 [5] (0:05.33)	0:55.55 [5] (0:11.42)	0:44.13 [5] (0:11.05)	0:33.08 [5] (0:10.57)	0:22.51 [5] (0:10.90)	0:11.61 [5] (0:11.61)								
Average Speed [km/h]	34.0	62.8	66.1	68.5	66.1	62.0								
Top Speed [km/h]	52.3	65.9	66.7	69.5	68.0	64.5								
Avg. Dist. to Rail [m]	5.3	1.0	1.9	5.5	8.8	11.5								
Avg. Stride Freq. [Hz]	2.1	2.4	2.4	2.4	2.4	2.4								
Avg. Stride Length [m]	8.0	7.2	7.5	7.7	7.6	7.4								





Rockhampton Professional

Race 2: KICK UP FOR RACING Maiden Handicap - 1500m

27 November 2025 - 13:46



Track Rating: Soft 5, Weather: Overcast, Rail Position: 3.5 metres Entire Course.

Section						Overall	1400m	1200m	1000m	800m	600m	400m	Last 600m		
Field Times						1:30.60 (0:08.01)	1:22.59 (0:11.42)	1:11.17 (0:11.32)	0:59.85 (0:11.73)	0:48.12 (0:11.95)	0:36.17 (0:11.66)	0:24.51 (0:12.08)	0:36.17		
Rank	TAB	Horse/Jockey	Barrier	Top Speed [km/h]	Fastest Section										Distance Travelled [m]
1	2	MAYOR OF KINGSTON	1	63.6	0:08.25	1:30.60 [1]	1:22.35 [5]	1:10.54 [5]	0:58.74 [5]	0:46.91 [5]	0:35.14 [4]	0:23.69 [5]	0:35.14		
		Adam Sewell		400m	Overall	(0:08.25)	(0:11.81)	(0:11.80)	(0:11.83)	(0:11.77)	(0:11.45)	(0:11.51)			
2	8	ATLANTIC LACE	2	65.4	0:08.32	1:30.71 [2]	1:22.39 [7]	1:10.57 [7]	0:58.53 [6]	0:46.71 [6]	0:34.96 [6]	0:23.72 [6]	0:34.96		
		Brendon Newport		600m	Overall	(0:08.32)	(0:11.82)	(0:12.04)	(0:11.82)	(0:11.75)	(0:11.24)	(0:11.44)			
3	4	YOROKOBI	5	65.8	0:08.22	1:30.77 [3]	1:22.55 [4]	1:10.83 [4]	0:58.97 [4]	0:47.11 [4]	0:35.26 [5]	0:24.04 [3]	0:35.26		
		Ashley Butler		600m	Overall	(0:08.22)	(0:11.72)	(0:11.86)	(0:11.86)	(0:11.85)	(0:11.22)	(0:11.44)			
4	6	THREE TEES	8	63.9	0:08.06	1:31.00 [4]	1:22.94 [2]	1:11.32 [2]	0:59.47 [2]	0:47.68 [2]	0:35.73 [3]	0:24.36 [2]	0:35.73		
		Nikki Olzard		600m	Overall	(0:08.06)	(0:11.62)	(0:11.85)	(0:11.79)	(0:11.95)	(0:11.37)	(0:11.66)			
5	9	FILLYDELPHIA MISS	6	66.7	0:08.39	1:31.04 [5]	1:22.65 [8]	1:10.60 [9]	0:58.37 [10]	0:46.40 [10]	0:34.29 [10]	0:23.20 [10]	0:34.29		
		Chris McIver		600m	Overall	(0:08.39)	(0:12.05)	(0:12.23)	(0:11.97)	(0:12.11)	(0:11.09)	(0:11.15)			
6	7	SHE'SANAIS	10	64.4	0:08.58	1:31.36 [6]	1:22.78 [10]	1:10.83 [10]	0:58.75 [9]	0:46.81 [9]	0:34.96 [9]	0:23.55 [9]	0:34.96		
		Sean Cormack		400m	Overall	(0:08.58)	(0:11.95)	(0:12.08)	(0:11.94)	(0:11.85)	(0:11.41)	(0:11.44)			
7	10	PICNIC BLANKET	4	65.3	0:08.44	1:31.44 [7]	1:23.00 [9]	1:11.22 [8]	0:59.12 [8]	0:47.03 [8]	0:35.15 [8]	0:23.87 [8]	0:35.15		
		Warwick Satherley		600m	Overall	(0:08.44)	(0:11.78)	(0:12.10)	(0:12.09)	(0:11.88)	(0:11.28)	(0:11.44)			
8	3	SHE'S GOT LYRICS	9	65.8	0:08.27	1:31.87 [8]	1:23.60 [6]	1:12.44 [1]	1:01.12 [1]	0:49.39 [1]	0:37.44 [1]	0:25.78 [1]	0:37.44		
		Nathan Thomas		1400m	Overall	(0:08.27)	(0:11.16)	(0:11.32)	(0:11.73)	(0:11.95)	(0:11.66)	(0:12.30)			
9	5	CASH PIT	3	64.4	0:08.01	1:32.03 [9]	1:24.02 [1]	1:11.94 [6]	0:59.83 [7]	0:47.83 [7]	0:36.11 [7]	0:24.61 [7]	0:36.11		
		Tom Orr		600m	Overall	(0:08.01)	(0:12.08)	(0:12.11)	(0:12.00)	(0:11.72)	(0:11.50)	(0:11.66)			
10	1	ACTS ALONE	7	62.8	0:08.17	1:32.69 [10]	1:24.52 [3]	1:12.92 [3]	1:01.11 [3]	0:49.20 [3]	0:37.45 [2]	0:25.79 [4]	0:37.45		
		Brandon Lerena		600m	Overall	(0:08.17)	(0:11.60)	(0:11.81)	(0:11.91)	(0:11.75)	(0:11.66)	(0:12.25)			



Rockhampton Professional

Race 2: KICK UP FOR RACING Maiden Handicap - 1500m

27 November 2025 - 13:46



Track Rating: Soft 5, Weather: Overcast, Rail Position: 3.5 metres Entire Course.

Section Field Times				200m 0:12.43 (0:12.43)				Last 600m 0:36.17	
Rank	TAB	Horse/Jockey	Barrier	Top Speed [km/h]	Fastest Section	Margin		Distance Travelled [m]	
1	2	MAYOR OF KINGSTON	1	63.6	0:08.25	0:12.18 [4]	1:30.60	0:35.14	
		Adam Sewell		400m	Overall	(0:12.18)			
2	8	ATLANTIC LACE	2	65.4	0:08.32	0:12.28 [5]	0.66L	0:34.96	-6
		Brendon Newport		600m	Overall	(0:12.28)			
3	4	YOROKOBI	5	65.8	0:08.22	0:12.60 [1]	1.02L	0:35.26	+1
		Ashley Butler		600m	Overall	(0:12.60)			
4	6	THREE TEES	8	63.9	0:08.06	0:12.70 [2]	2.41L	0:35.73	-1
		Nikki Olzard		600m	Overall	(0:12.70)			
5	9	FILLYDELPHIA MISS	6	66.7	0:08.39	0:12.05 [6]	2.62L	0:34.29	+0
		Chris McIver		600m	Overall	(0:12.05)			
6	7	SHE'SANAIS	10	64.4	0:08.58	0:12.11 [10]	4.5L	0:34.96	+0
		Sean Cormack		400m	Overall	(0:12.11)			
7	10	PICNIC BLANKET	4	65.3	0:08.44	0:12.43 [7]	4.98L	0:35.15	+1
		Warwick Satherley		600m	Overall	(0:12.43)			
8	3	SHE'S GOT LYRICS	9	65.8	0:08.27	0:13.48 [3]	7.5L	0:37.44	+4
		Nathan Thomas		1400m	Overall	(0:13.48)			
9	5	CASH PIT	3	64.4	0:08.01	0:12.95 [8]	8.45L	0:36.11	-5
		Tom Orr		600m	Overall	(0:12.95)			
10	1	ACTS ALONE	7	62.8	0:08.17	0:13.54 [9]	12.35L	0:37.45	-6
		Brandon Lerena		600m	Overall	(0:13.54)			



Horse/Jockey Name	Mayor Of Kingston
Final Rank	1
Fastest Section Time (Section)	0:08.25 (Overall)
Top Speed [km/h] (Section)	63.6 (400m)
Race State	Finished



RockhamptonProfessional

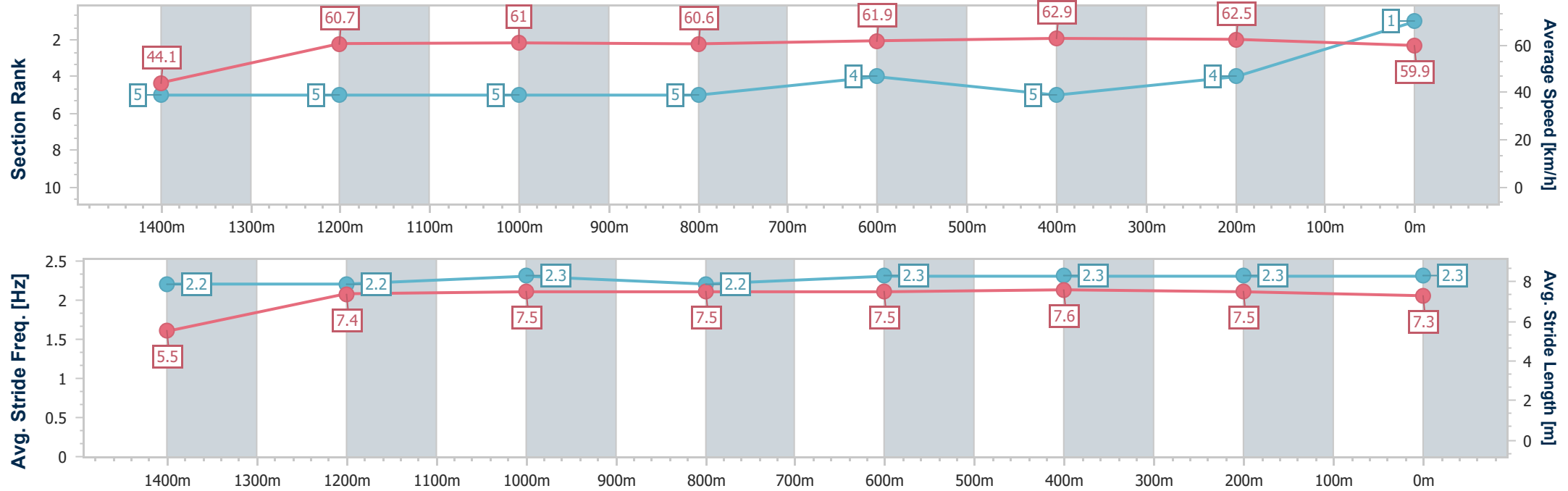
Race 2: KICK UP FOR RACING Maiden Handicap - 1500m

27 November 2025 - 13:46

Track Rating: Soft 5, Weather: Overcast, Rail Position: 3.5 metres
Entire Course.



Section	Overall	1400m	1200m	1000m	800m	600m	400m	200m					
Section Times	1:30.60 [1] (0:08.25)	1:22.35 [5] (0:11.81)	1:10.54 [5] (0:11.80)	0:58.74 [5] (0:11.83)	0:46.91 [5] (0:11.77)	0:35.14 [4] (0:11.45)	0:23.69 [5] (0:11.51)	0:12.18 [4] (0:12.18)					
Average Speed [km/h]	44.1	60.7	61.0	60.6	61.9	62.9	62.5	59.9					
Top Speed [km/h]	62.2	62.4	61.3	61.2	62.7	63.4	63.6	61.8					
Avg. Dist. to Rail [m]	0.9	0.7	0.5	0.6	1.3	2.0	3.3	3.9					
Avg. Stride Freq. [Hz]	2.2	2.2	2.3	2.2	2.3	2.3	2.3	2.3					
Avg. Stride Length [m]	5.5	7.4	7.5	7.5	7.5	7.6	7.5	7.3					





Horse/Jockey Name	Atlantic Lace
Final Rank	2
Fastest Section Time (Section)	0:08.32 (Overall)
Top Speed [km/h] (Section)	65.4 (600m)
Race State	Finished



RockhamptonProfessional

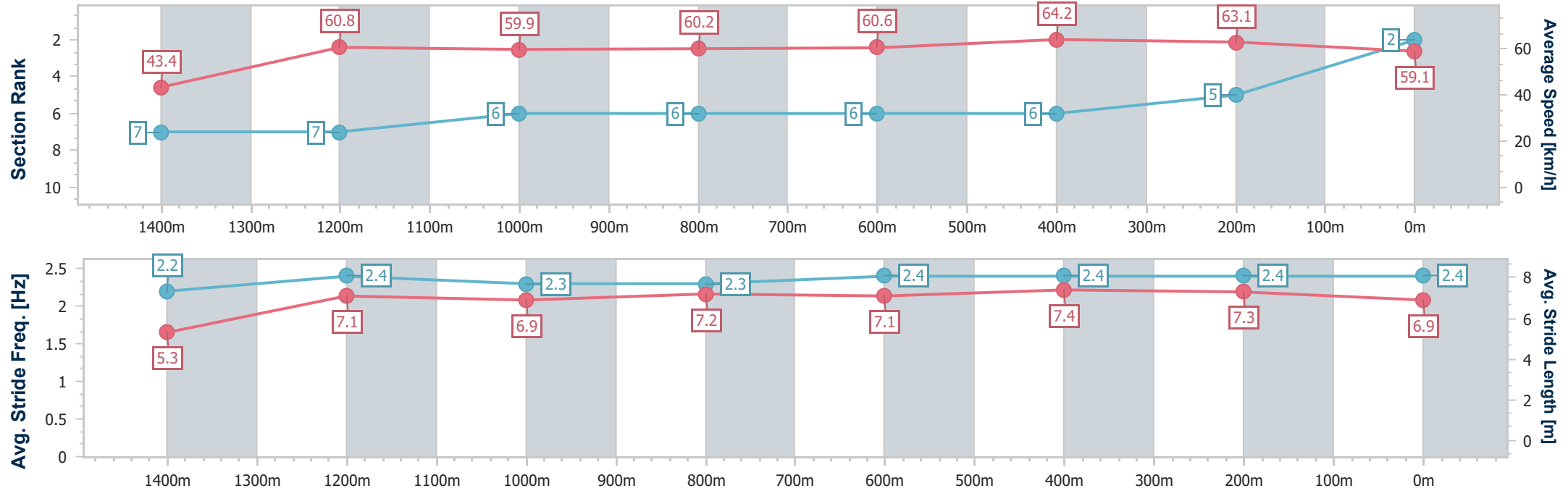
Race 2: KICK UP FOR RACING Maiden Handicap - 1500m

27 November 2025 - 13:46

Track Rating: Soft 5, Weather: Overcast, Rail Position: 3.5 metres
Entire Course.



Section	Overall	1400m	1200m	1000m	800m	600m	400m	200m					
Section Times	1:30.71 [2] (0:08.32)	1:22.39 [7] (0:11.82)	1:10.57 [7] (0:12.04)	0:58.53 [6] (0:11.82)	0:46.71 [6] (0:11.75)	0:34.96 [6] (0:11.24)	0:23.72 [6] (0:11.44)	0:12.28 [5] (0:12.28)					
Average Speed [km/h]	43.4	60.8	59.9	60.2	60.6	64.2	63.1	59.1					
Top Speed [km/h]	59.6	62.2	61.2	61.0	62.2	65.4	64.2	61.8					
Avg. Dist. to Rail [m]	1.2	0.3	0.5	1.5	1.4	3.8	7.1	9.7					
Avg. Stride Freq. [Hz]	2.2	2.4	2.3	2.3	2.4	2.4	2.4	2.4					
Avg. Stride Length [m]	5.3	7.1	6.9	7.2	7.1	7.4	7.3	6.9					



- [] Ranking at each section and finish
- .-.- No data available at this section
- NA No data available



Horse/Jockey Name	Yorokobi
Final Rank	3
Fastest Section Time (Section)	0:08.22 (Overall)
Top Speed [km/h] (Section)	65.8 (600m)
Race State	Finished



RockhamptonProfessional

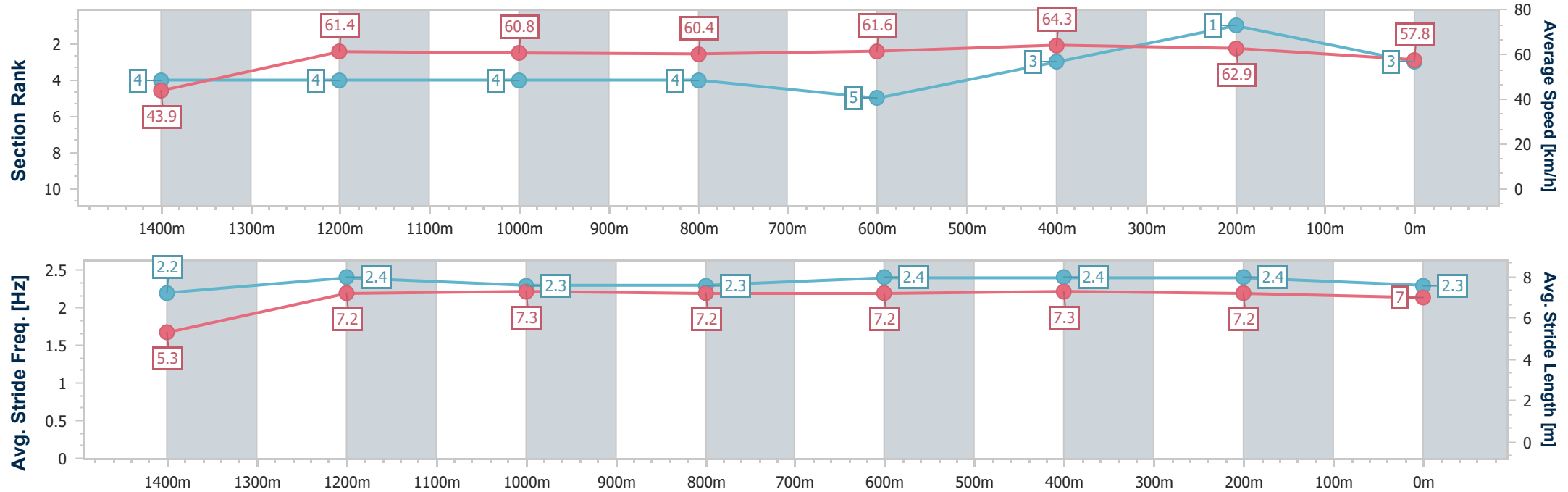
Race 2: KICK UP FOR RACING Maiden Handicap - 1500m

27 November 2025 - 13:46

Track Rating: Soft 5, Weather: Overcast, Rail Position: 3.5 metres
Entire Course.



Section	Overall	1400m	1200m	1000m	800m	600m	400m	200m					
Section Times	1:30.77 [3] (0:08.22)	1:22.55 [4] (0:11.72)	1:10.83 [4] (0:11.86)	0:58.97 [4] (0:11.86)	0:47.11 [4] (0:11.85)	0:35.26 [5] (0:11.22)	0:24.04 [3] (0:11.44)	0:12.60 [1] (0:12.60)					
Average Speed [km/h]	43.9	61.4	60.8	60.4	61.6	64.3	62.9	57.8					
Top Speed [km/h]	60.0	63.3	62.1	61.5	63.9	65.8	65.4	60.4					
Avg. Dist. to Rail [m]	3.0	0.5	0.2	0.4	1.5	4.0	5.6	7.0					
Avg. Stride Freq. [Hz]	2.2	2.4	2.3	2.3	2.4	2.4	2.4	2.3					
Avg. Stride Length [m]	5.3	7.2	7.3	7.2	7.2	7.3	7.2	7.0					





Horse/Jockey Name	Three Tees
Final Rank	4
Fastest Section Time (Section)	0:08.06 (Overall)
Top Speed [km/h] (Section)	63.9 (600m)
Race State	Finished



RockhamptonProfessional

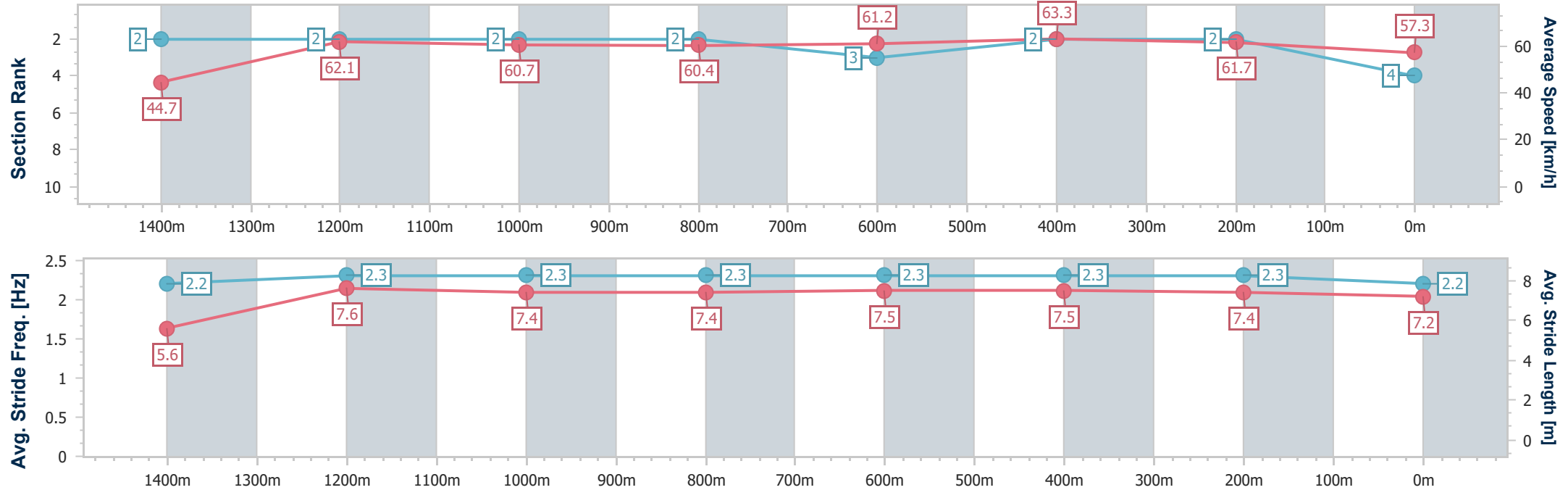
Race 2: KICK UP FOR RACING Maiden Handicap - 1500m

27 November 2025 - 13:46

Track Rating: Soft 5, Weather: Overcast, Rail Position: 3.5 metres
Entire Course.



Section	Overall	1400m	1200m	1000m	800m	600m	400m	200m					
Section Times	1:31.00 [4] (0:08.06)	1:22.94 [2] (0:11.62)	1:11.32 [2] (0:11.85)	0:59.47 [2] (0:11.79)	0:47.68 [2] (0:11.95)	0:35.73 [3] (0:11.37)	0:24.36 [2] (0:11.66)	0:12.70 [2] (0:12.70)					
Average Speed [km/h]	44.7	62.1	60.7	60.4	61.2	63.3	61.7	57.3					
Top Speed [km/h]	60.8	63.1	61.7	61.2	61.5	63.9	63.7	60.0					
Avg. Dist. to Rail [m]	3.9	0.9	1.5	1.2	1.6	3.0	4.0	4.6					
Avg. Stride Freq. [Hz]	2.2	2.3	2.3	2.3	2.3	2.3	2.3	2.2					
Avg. Stride Length [m]	5.6	7.6	7.4	7.4	7.5	7.5	7.4	7.2					





Horse/Jockey Name	Fillydelphia Miss
Final Rank	5
Fastest Section Time (Section)	0:08.39 (Overall)
Top Speed [km/h] (Section)	66.7 (600m)
Race State	Finished



RockhamptonProfessional

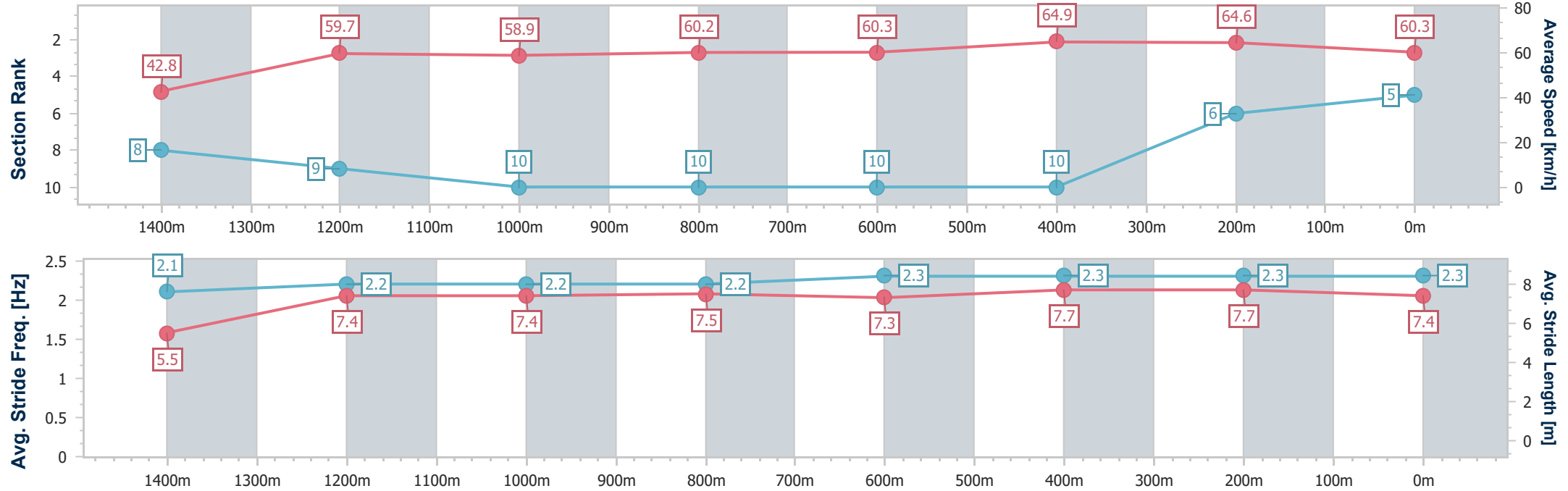
Race 2: KICK UP FOR RACING Maiden Handicap - 1500m

27 November 2025 - 13:46

Track Rating: Soft 5, Weather: Overcast, Rail Position: 3.5 metres
Entire Course.



Section	Overall	1400m	1200m	1000m	800m	600m	400m	200m					
Section Times	1:31.04 [5] (0:08.39)	1:22.65 [8] (0:12.05)	1:10.60 [9] (0:12.23)	0:58.37 [10] (0:11.97)	0:46.40 [10] (0:12.11)	0:34.29 [10] (0:11.09)	0:23.20 [10] (0:11.15)	0:12.05 [6] (0:12.05)					
Average Speed [km/h]	42.8	59.7	58.9	60.2	60.3	64.9	64.6	60.3					
Top Speed [km/h]	57.3	60.8	60.3	61.3	62.2	66.7	66.2	63.0					
Avg. Dist. to Rail [m]	2.6	0.6	0.5	0.4	1.7	4.1	6.4	8.2					
Avg. Stride Freq. [Hz]	2.1	2.2	2.2	2.2	2.3	2.3	2.3	2.3					
Avg. Stride Length [m]	5.5	7.4	7.4	7.5	7.3	7.7	7.7	7.4					



- [] Ranking at each section and finish
- .-.- No data available at this section
- NA No data available



Horse/Jockey Name	She'ssanais
Final Rank	6
Fastest Section Time (Section)	0:08.58 (Overall)
Top Speed [km/h] (Section)	64.4 (400m)
Race State	Finished



RockhamptonProfessional

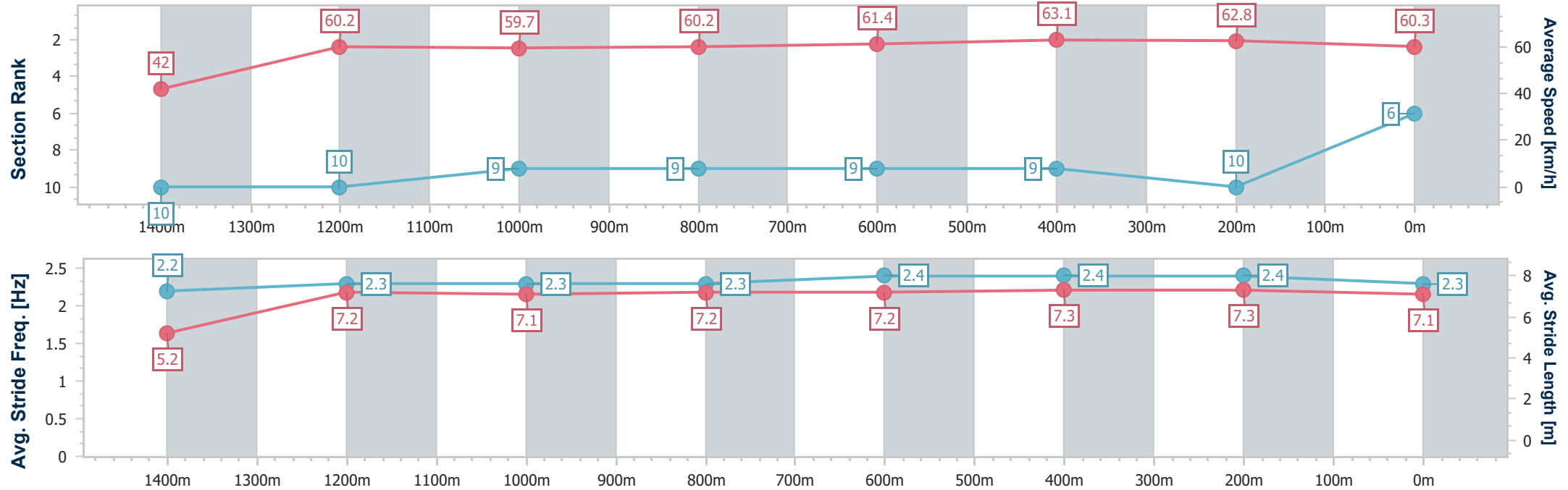
Race 2: KICK UP FOR RACING Maiden Handicap - 1500m

27 November 2025 - 13:46

Track Rating: Soft 5, Weather: Overcast, Rail Position: 3.5 metres
Entire Course.



Section	Overall	1400m	1200m	1000m	800m	600m	400m	200m					
Section Times	1:31.36 [6] (0:08.58)	1:22.78 [10] (0:11.95)	1:10.83 [10] (0:12.08)	0:58.75 [9] (0:11.94)	0:46.81 [9] (0:11.85)	0:34.96 [9] (0:11.41)	0:23.55 [9] (0:11.44)	0:12.11 [10] (0:12.11)					
Average Speed [km/h]	42.0	60.2	59.7	60.2	61.4	63.1	62.8	60.3					
Top Speed [km/h]	59.2	62.4	60.4	61.4	62.5	64.2	64.4	61.9					
Avg. Dist. to Rail [m]	7.5	1.1	1.1	0.6	1.4	2.6	4.9	5.2					
Avg. Stride Freq. [Hz]	2.2	2.3	2.3	2.3	2.4	2.4	2.4	2.3					
Avg. Stride Length [m]	5.2	7.2	7.1	7.2	7.2	7.3	7.3	7.1					





Horse/Jockey Name	Picnic Blanket
Final Rank	7
Fastest Section Time (Section)	0:08.44 (Overall)
Top Speed [km/h] (Section)	65.3 (600m)
Race State	Finished



RockhamptonProfessional

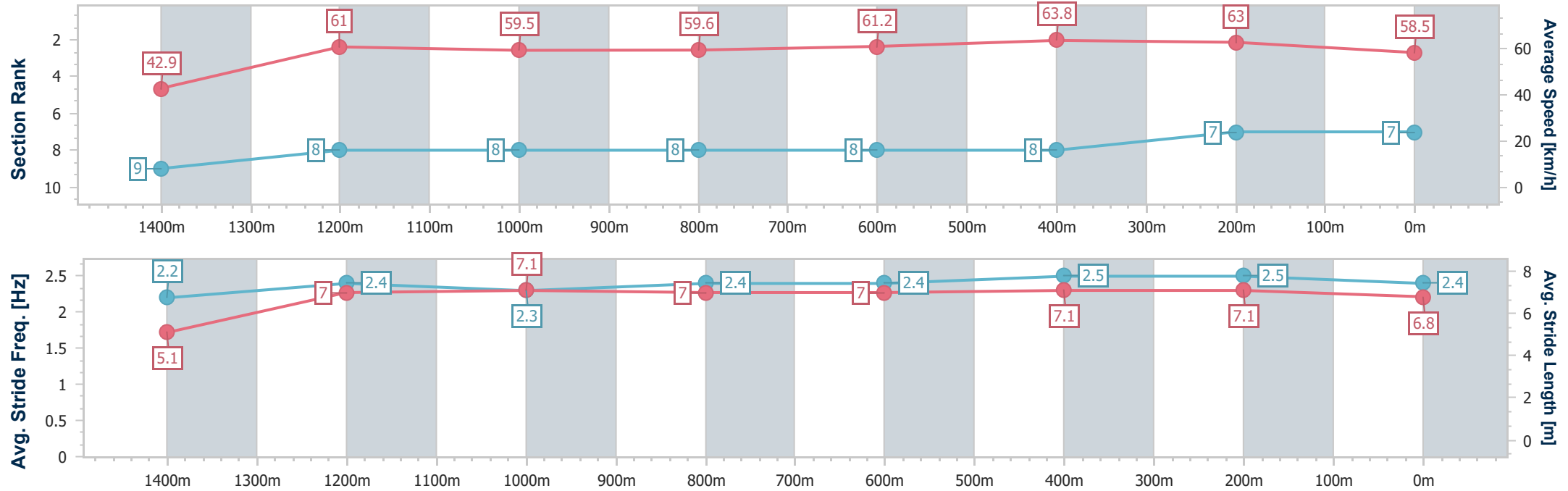
Race 2: KICK UP FOR RACING Maiden Handicap - 1500m

27 November 2025 - 13:46

Track Rating: Soft 5, Weather: Overcast, Rail Position: 3.5 metres
Entire Course.



Section	Overall	1400m	1200m	1000m	800m	600m	400m	200m					
Section Times	1:31.44 [7] (0:08.44)	1:23.00 [9] (0:11.78)	1:11.22 [8] (0:12.10)	0:59.12 [8] (0:12.09)	0:47.03 [8] (0:11.88)	0:35.15 [8] (0:11.28)	0:23.87 [8] (0:11.44)	0:12.43 [7] (0:12.43)					
Average Speed [km/h]	42.9	61.0	59.5	59.6	61.2	63.8	63.0	58.5					
Top Speed [km/h]	59.1	62.8	60.7	60.8	62.9	65.3	64.4	61.4					
Avg. Dist. to Rail [m]	3.1	1.4	1.1	0.3	1.3	3.2	5.0	5.9					
Avg. Stride Freq. [Hz]	2.2	2.4	2.3	2.4	2.4	2.5	2.5	2.4					
Avg. Stride Length [m]	5.1	7.0	7.1	7.0	7.0	7.1	7.1	6.8					



- [] Ranking at each section and finish
- .-.- No data available at this section
- NA No data available



Horse/Jockey Name	She's Got Lyrics
Final Rank	8
Fastest Section Time (Section)	0:08.27 (Overall)
Top Speed [km/h] (Section)	65.8 (1400m)
Race State	Finished



RockhamptonProfessional

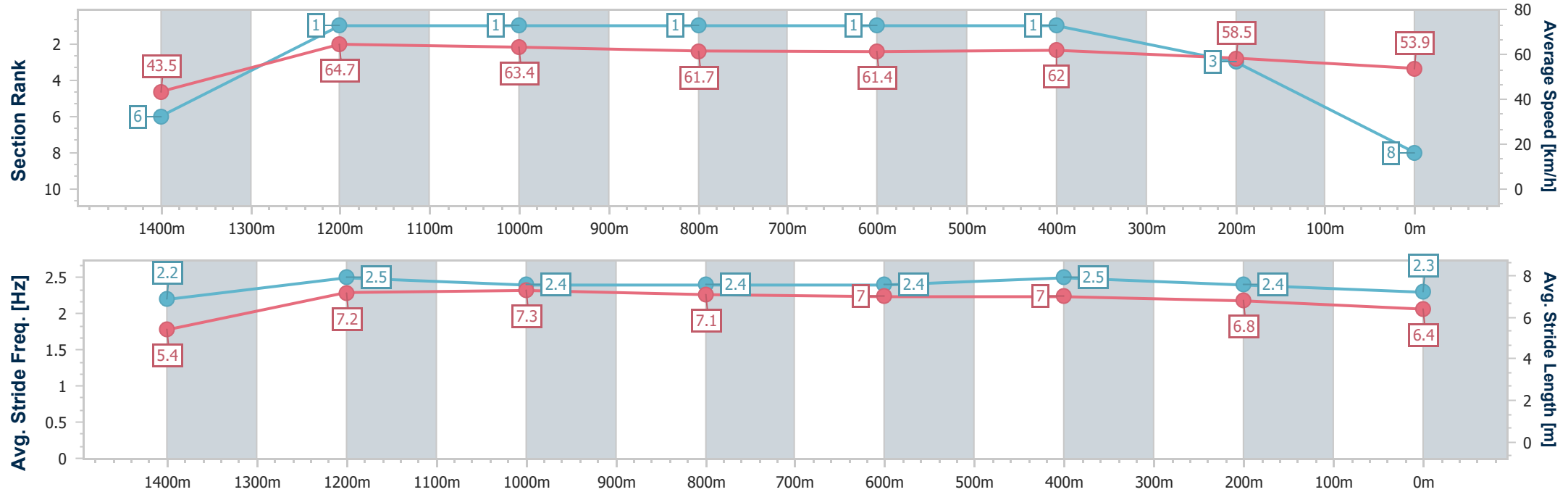
Race 2: KICK UP FOR RACING Maiden Handicap - 1500m

27 November 2025 - 13:46

Track Rating: Soft 5, Weather: Overcast, Rail Position: 3.5 metres
Entire Course.



Section	Overall	1400m	1200m	1000m	800m	600m	400m	200m					
Section Times	1:31.87 [8] (0:08.27)	1:23.60 [6] (0:11.16)	1:12.44 [1] (0:11.32)	1:01.12 [1] (0:11.73)	0:49.39 [1] (0:11.95)	0:37.44 [1] (0:11.66)	0:25.78 [1] (0:12.30)	0:13.48 [3] (0:13.48)					
Average Speed [km/h]	43.5	64.7	63.4	61.7	61.4	62.0	58.5	53.9					
Top Speed [km/h]	60.5	65.8	65.1	63.3	62.2	62.9	61.4	56.2					
Avg. Dist. to Rail [m]	6.7	2.2	0.8	0.7	2.6	2.4	2.3	2.4					
Avg. Stride Freq. [Hz]	2.2	2.5	2.4	2.4	2.4	2.5	2.4	2.3					
Avg. Stride Length [m]	5.4	7.2	7.3	7.1	7.0	7.0	6.8	6.4					





Horse/Jockey Name	Cash Pit
Final Rank	9
Fastest Section Time (Section)	0:08.01 (Overall)
Top Speed [km/h] (Section)	64.4 (600m)
Race State	Finished



RockhamptonProfessional

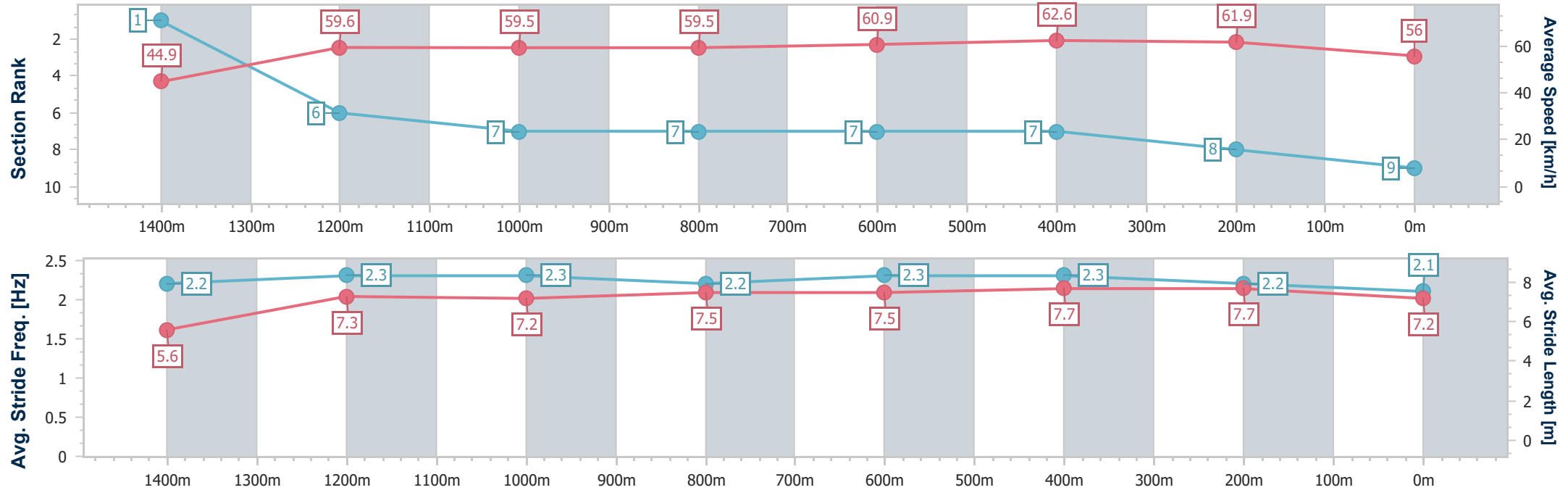
Race 2: KICK UP FOR RACING Maiden Handicap - 1500m

27 November 2025 - 13:46

Track Rating: Soft 5, Weather: Overcast, Rail Position: 3.5 metres
Entire Course.



Section	Overall	1400m	1200m	1000m	800m	600m	400m	200m					
Section Times	1:32.03 [9] (0:08.01)	1:24.02 [1] (0:12.08)	1:11.94 [6] (0:12.11)	0:59.83 [7] (0:12.00)	0:47.83 [7] (0:11.72)	0:36.11 [7] (0:11.50)	0:24.61 [7] (0:11.66)	0:12.95 [8] (0:12.95)					
Average Speed [km/h]	44.9	59.6	59.5	59.5	60.9	62.6	61.9	56.0					
Top Speed [km/h]	59.5	62.6	60.0	60.5	62.0	64.4	64.2	58.7					
Avg. Dist. to Rail [m]	1.7	1.2	1.2	1.0	0.9	1.3	2.6	2.7					
Avg. Stride Freq. [Hz]	2.2	2.3	2.3	2.2	2.3	2.3	2.2	2.1					
Avg. Stride Length [m]	5.6	7.3	7.2	7.5	7.5	7.7	7.7	7.2					





Horse/Jockey Name	Acts Alone
Final Rank	10
Fastest Section Time (Section)	0:08.17 (Overall)
Top Speed [km/h] (Section)	62.8 (600m)
Race State	Finished



RockhamptonProfessional

Race 2: KICK UP FOR RACING Maiden Handicap - 1500m

27 November 2025 - 13:46

Track Rating: Soft 5, Weather: Overcast, Rail Position: 3.5 metres
Entire Course.



Section	Overall	1400m	1200m	1000m	800m	600m	400m	200m					
Section Times	1:32.69 [10] (0:08.17)	1:24.52 [3] (0:11.60)	1:12.92 [3] (0:11.81)	1:01.11 [3] (0:11.91)	0:49.20 [3] (0:11.75)	0:37.45 [2] (0:11.66)	0:25.79 [4] (0:12.25)	0:13.54 [9] (0:13.54)					
Average Speed [km/h]	44.1	62.2	60.9	59.8	60.4	62.0	58.8	53.6					
Top Speed [km/h]	61.2	62.6	62.2	61.4	62.0	62.8	60.8	57.0					
Avg. Dist. to Rail [m]	5.2	1.1	0.5	1.3	1.4	1.6	3.0	3.7					
Avg. Stride Freq. [Hz]	2.2	2.3	2.2	2.2	2.3	2.2	2.2	2.1					
Avg. Stride Length [m]	5.5	7.3	7.5	7.3	7.4	7.5	7.5	6.9					

