



Rockhampton Professional

Race 1: THOROUGHBRED BREEDERS AUSTRALIA Class 3 Plate - 1050m

28 November 2025 - 11:43



Track Rating: Soft 5, Weather: Fine, Rail Position: +3.5m Entire

Section						Overall	1000m	800m	600m	400m	200m	Last 600m		
Field Times						0:59.62 (0:04.48)	0:55.14 (0:11.05)	0:44.09 (0:10.98)	0:33.11 (0:10.68)	0:22.43 (0:10.69)	0:11.74 (0:11.74)	0:33.11		
Rank	TAB	Horse/Jockey	Barrier	Top Speed [km/h]	Fastest Section							Margin	Distance Travelled [m]	
1	4	SILVER HAMMER	2	69.4	0:04.72	0:59.62 [1]	0:54.90 [4]	0:43.58 [5]	0:32.64 [5]	0:22.09 [5]	0:11.41 [2]	0:59.62	0:32.64	
		Warwick Satherley		600m	Overall	(0:04.72)	(0:11.32)	(0:10.94)	(0:10.55)	(0:10.68)	(0:11.41)			
2	1	KAI MONDO	6	69.0	0:04.48	0:59.63 [2]	0:55.15 [1]	0:44.10 [1]	0:33.12 [1]	0:22.44 [1]	0:11.75 [1]	0.06L	0:33.12	+0
		Nikki Olzard		600m	Overall	(0:04.48)	(0:11.05)	(0:10.98)	(0:10.68)	(0:10.69)	(0:11.75)			
3	3	SHOW ME MERCY	4	69.5	0:04.81	0:59.80 [3]	0:54.99 [6]	0:43.69 [6]	0:32.69 [6]	0:22.17 [6]	0:11.47 [5]	1.06L	0:32.69	+6
		Ashley Butler		400m	Overall	(0:04.81)	(0:11.30)	(0:11.00)	(0:10.52)	(0:10.70)	(0:11.47)			
4	5	MIMMY'S SECRET	3	69.5	0:04.73	1:00.13 [4]	0:55.40 [5]	0:44.30 [4]	0:33.29 [4]	0:22.68 [4]	0:11.78 [6]	3.02L	0:33.29	+5
		Chris McIver		1000m	Overall	(0:04.73)	(0:11.10)	(0:11.01)	(0:10.61)	(0:10.90)	(0:11.78)			
5	7	PANIGALE	1	68.5	0:04.60	1:00.25 [5]	0:55.65 [2]	0:44.49 [2]	0:33.56 [2]	0:22.95 [2]	0:12.02 [3]	3.68L	0:33.56	+1
		Ryan Wiggins		600m	Overall	(0:04.60)	(0:11.16)	(0:10.93)	(0:10.61)	(0:10.93)	(0:12.02)			
6	2	RUSH HOUR	5	68.4	0:04.68	1:00.66 [6]	0:55.98 [3]	0:44.89 [3]	0:33.97 [3]	0:23.35 [3]	0:12.37 [4]	6.13L	0:33.97	+4
		Maddie Mankelow		800m	Overall	(0:04.68)	(0:11.09)	(0:10.92)	(0:10.62)	(0:10.98)	(0:12.37)			

Scratched: Discovered Gold (#8), Heroic Beach (#6)



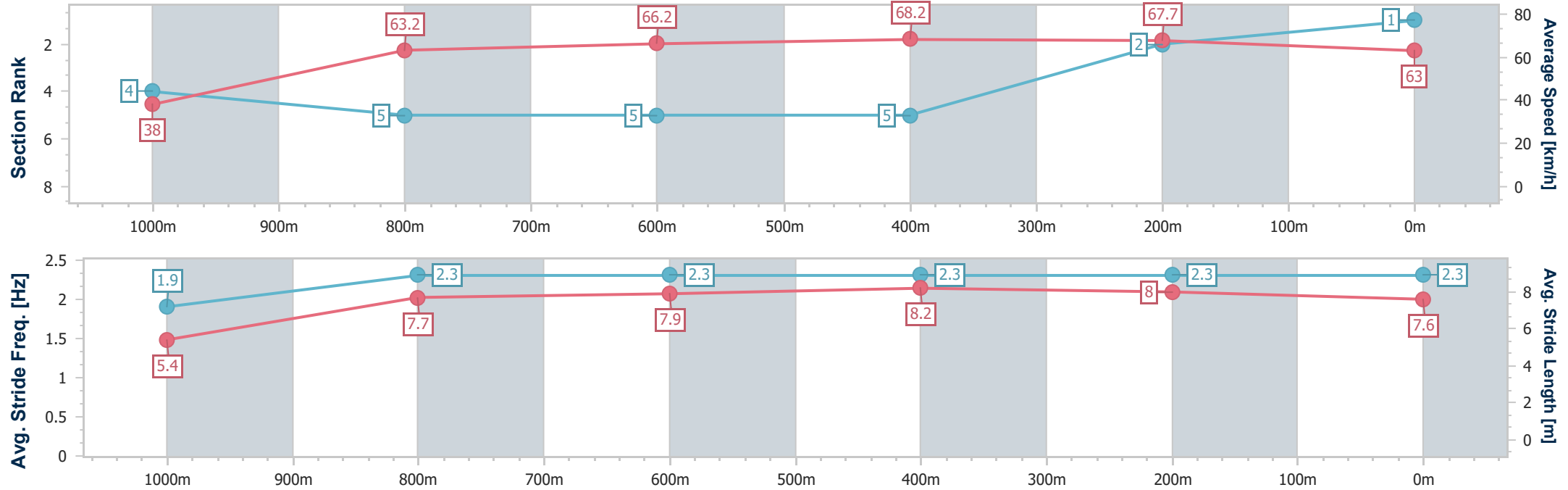
Horse/Jockey Name	Silver Hammer
Final Rank	1
Fastest Section Time (Section)	0:04.72 (Overall)
Top Speed [km/h] (Section)	69.4 (600m)
Race State	Finished



RockhamptonProfessional
Race 1: THOROUGHBRED BREEDERS AUSTRALIA Class 3
Plate - 1050m
28 November 2025 - 11:43
Track Rating: Soft 5, Weather: Fine, Rail Position: +3.5m Entire



Section	Overall	1000m	800m	600m	400m	200m								
Section Times	0:59.62 [1] (0:04.72)	0:54.90 [4] (0:11.32)	0:43.58 [5] (0:10.94)	0:32.64 [5] (0:10.55)	0:22.09 [5] (0:10.68)	0:11.41 [2] (0:11.41)								
Average Speed [km/h]	38.0	63.2	66.2	68.2	67.7	63.0								
Top Speed [km/h]	55.0	67.1	67.2	69.4	68.9	66.4								
Avg. Dist. to Rail [m]	1.4	0.8	1.0	2.5	2.8	5.3								
Avg. Stride Freq. [Hz]	1.9	2.3	2.3	2.3	2.3	2.3								
Avg. Stride Length [m]	5.4	7.7	7.9	8.2	8.0	7.6								





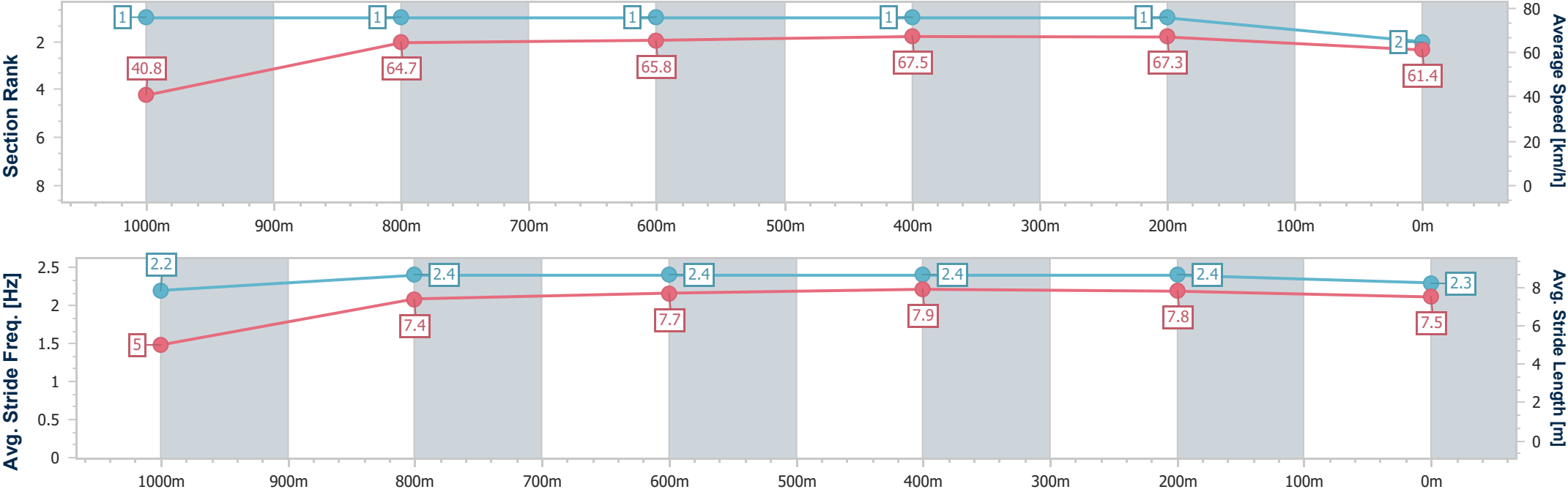
Horse/Jockey Name	Kai Mondo
Final Rank	2
Fastest Section Time (Section)	0:04.48 (Overall)
Top Speed [km/h] (Section)	69.0 (600m)
Race State	Finished



RockhamptonProfessional
Race 1: THOROUGHBRED BREEDERS AUSTRALIA Class 3
Plate - 1050m
28 November 2025 - 11:43
Track Rating: Soft 5, Weather: Fine, Rail Position: +3.5m Entire



Section	Overall	1000m	800m	600m	400m	200m								
Section Times	0:59.63 [2] (0:04.48)	0:55.15 [1] (0:11.05)	0:44.10 [1] (0:10.98)	0:33.12 [1] (0:10.68)	0:22.44 [1] (0:10.69)	0:11.75 [1] (0:11.75)								
Average Speed [km/h]	40.8	64.7	65.8	67.5	67.3	61.4								
Top Speed [km/h]	59.9	65.9	67.3	69.0	68.8	65.8								
Avg. Dist. to Rail [m]	5.4	1.4	1.2	2.6	3.4	4.6								
Avg. Stride Freq. [Hz]	2.2	2.4	2.4	2.4	2.4	2.3								
Avg. Stride Length [m]	5.0	7.4	7.7	7.9	7.8	7.5								





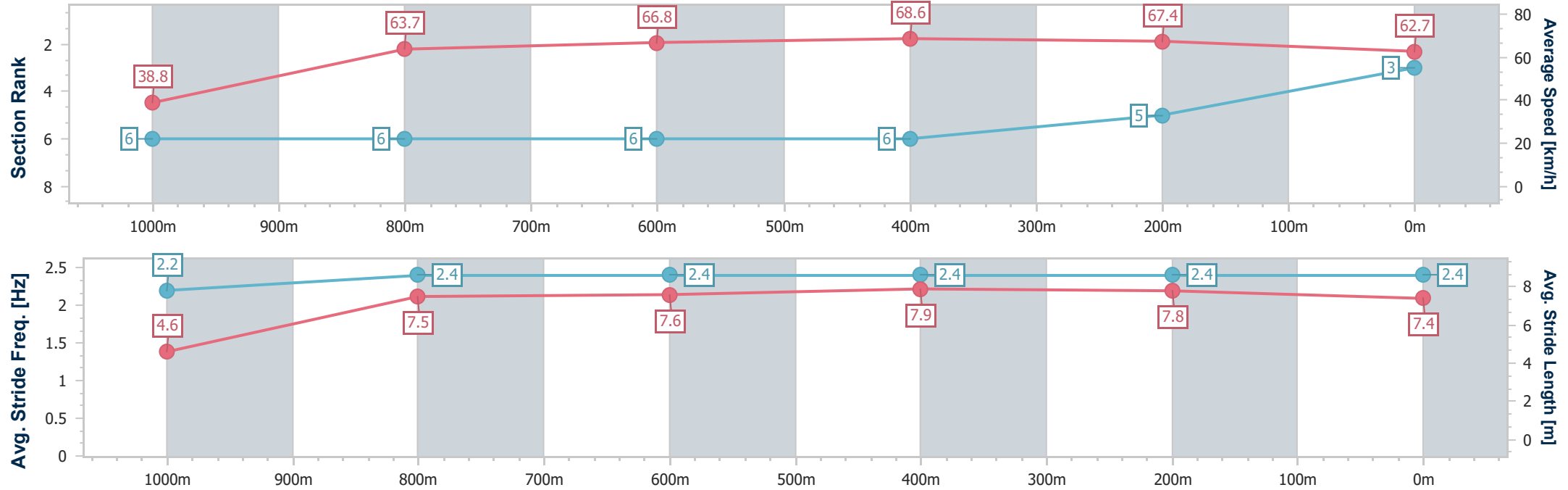
Horse/Jockey Name	Show Me Mercy
Final Rank	3
Fastest Section Time (Section)	0:04.81 (Overall)
Top Speed [km/h] (Section)	69.5 (400m)
Race State	Finished



RockhamptonProfessional
Race 1: THOROUGHBRED BREEDERS AUSTRALIA Class 3
Plate - 1050m
28 November 2025 - 11:43
Track Rating: Soft 5, Weather: Fine, Rail Position: +3.5m Entire



Section	Overall	1000m	800m	600m	400m	200m								
Section Times	0:59.80 [3] (0:04.81)	0:54.99 [6] (0:11.30)	0:43.69 [6] (0:11.00)	0:32.69 [6] (0:10.52)	0:22.17 [6] (0:10.70)	0:11.47 [5] (0:11.47)								
Average Speed [km/h]	38.8	63.7	66.8	68.6	67.4	62.7								
Top Speed [km/h]	61.1	67.6	67.6	69.5	69.5	66.1								
Avg. Dist. to Rail [m]	2.4	1.5	2.6	4.5	8.1	9.3								
Avg. Stride Freq. [Hz]	2.2	2.4	2.4	2.4	2.4	2.4								
Avg. Stride Length [m]	4.6	7.5	7.6	7.9	7.8	7.4								





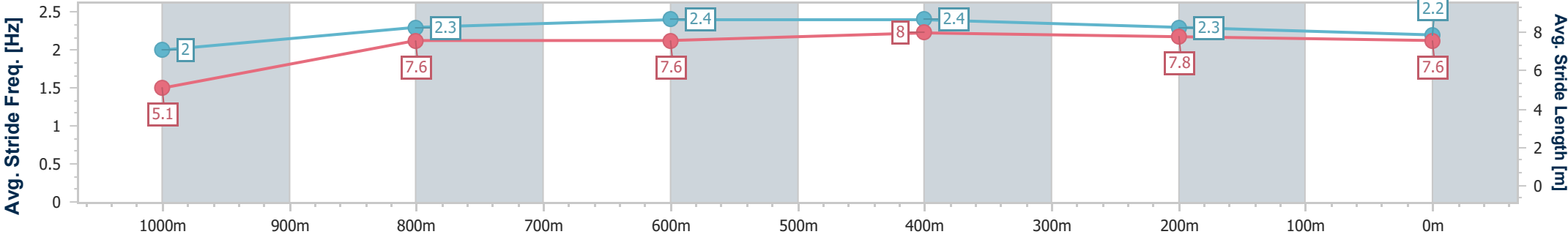
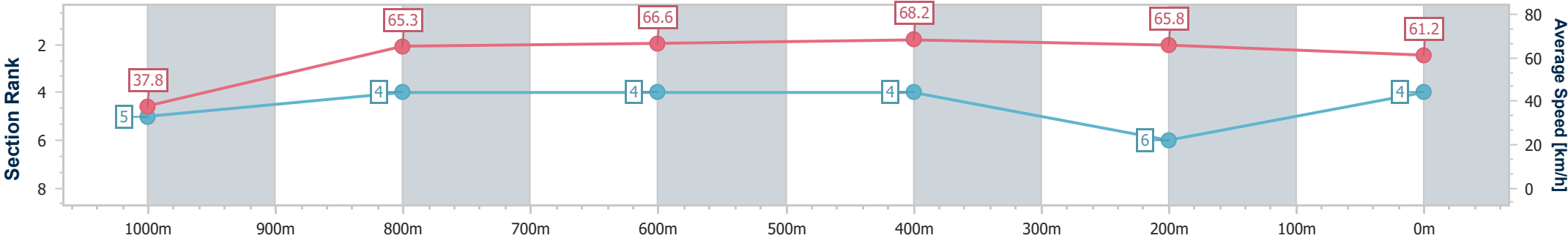
Horse/Jockey Name	Mimmy's Secret
Final Rank	4
Fastest Section Time (Section)	0:04.73 (Overall)
Top Speed [km/h] (Section)	69.5 (1000m)
Race State	Finished



RockhamptonProfessional
Race 1: THOROUGHBRED BREEDERS AUSTRALIA Class 3
Plate - 1050m
28 November 2025 - 11:43
Track Rating: Soft 5, Weather: Fine, Rail Position: +3.5m Entire



Section	Overall	1000m	800m	600m	400m	200m								
Section Times	1:00.13 [4] (0:04.73)	0:55.40 [5] (0:11.10)	0:44.30 [4] (0:11.01)	0:33.29 [4] (0:10.61)	0:22.68 [4] (0:10.90)	0:11.78 [6] (0:11.78)								
Average Speed [km/h]	37.8	65.3	66.6	68.2	65.8	61.2								
Top Speed [km/h]	56.5	69.5	67.4	68.4	67.9	64.3								
Avg. Dist. to Rail [m]	2.0	0.7	2.5	4.4	6.8	8.3								
Avg. Stride Freq. [Hz]	2.0	2.3	2.4	2.4	2.3	2.2								
Avg. Stride Length [m]	5.1	7.6	7.6	8.0	7.8	7.6								





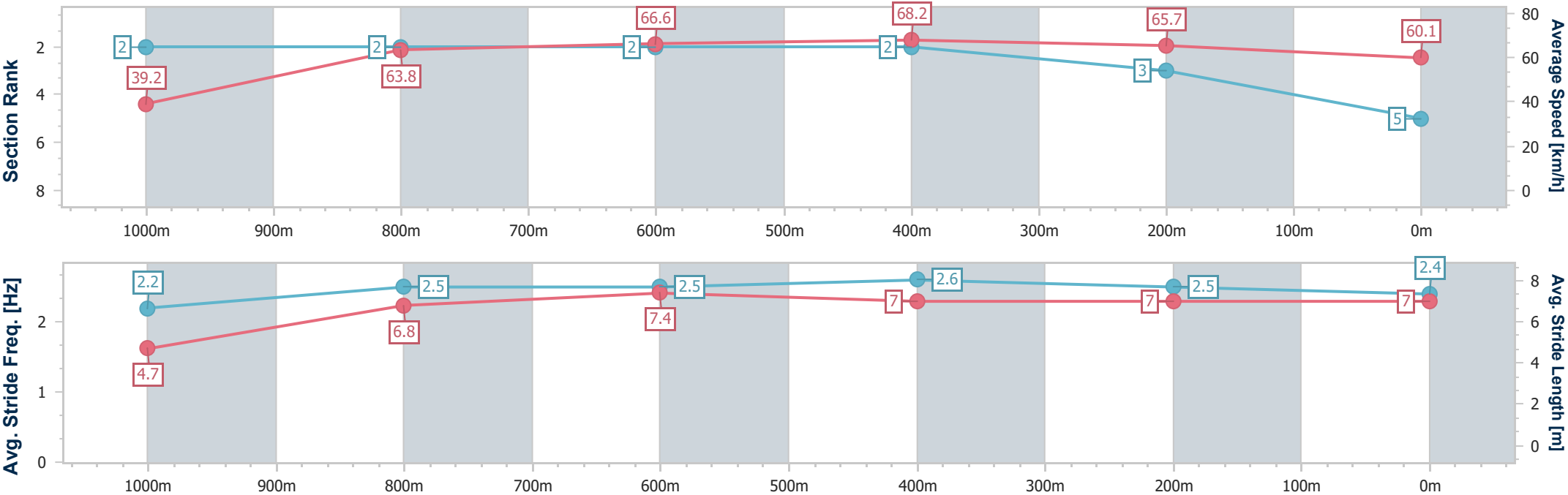
Horse/Jockey Name	Panigale
Final Rank	5
Fastest Section Time (Section)	0:04.60 (Overall)
Top Speed [km/h] (Section)	68.5 (600m)
Race State	Finished



RockhamptonProfessional
Race 1: THOROUGHBRED BREEDERS AUSTRALIA Class 3
Plate - 1050m
28 November 2025 - 11:43
Track Rating: Soft 5, Weather: Fine, Rail Position: +3.5m Entire



Section	Overall	1000m	800m	600m	400m	200m								
Section Times	1:00.25 [5] (0:04.60)	0:55.65 [2] (0:11.16)	0:44.49 [2] (0:10.93)	0:33.56 [2] (0:10.61)	0:22.95 [2] (0:10.93)	0:12.02 [3] (0:12.02)								
Average Speed [km/h]	39.2	63.8	66.6	68.2	65.7	60.1								
Top Speed [km/h]	56.9	66.5	67.1	68.5	67.8	63.7								
Avg. Dist. to Rail [m]	0.5	1.4	1.5	3.6	5.0	6.9								
Avg. Stride Freq. [Hz]	2.2	2.5	2.5	2.6	2.5	2.4								
Avg. Stride Length [m]	4.7	6.8	7.4	7.0	7.0	7.0								





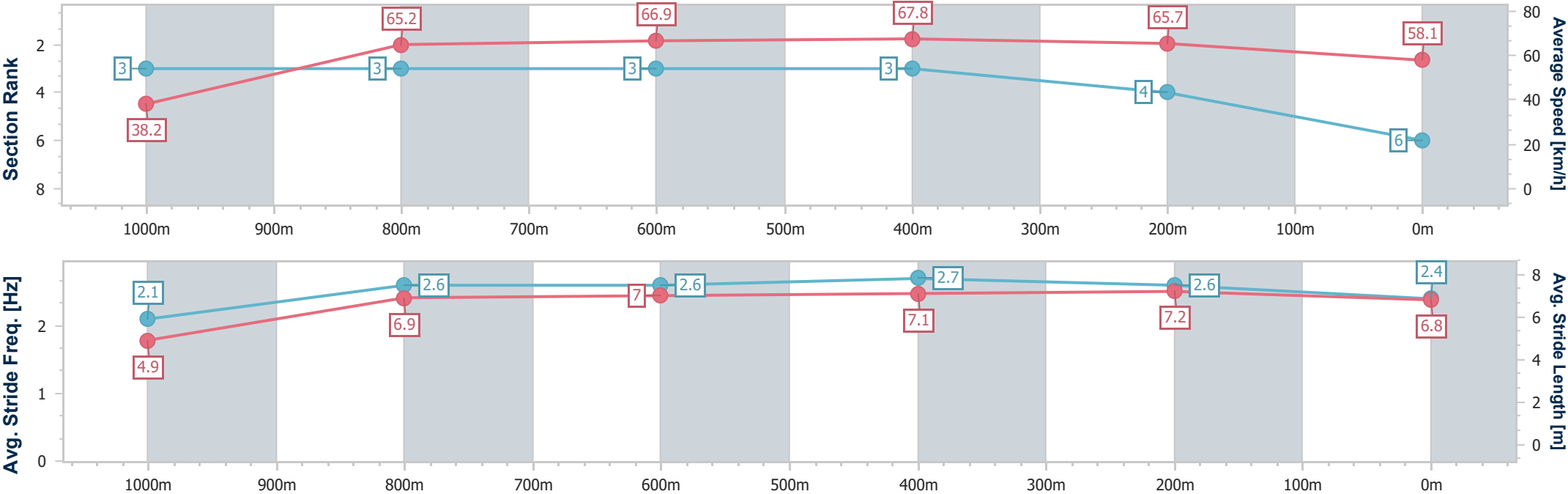
Horse/Jockey Name	Rush Hour
Final Rank	6
Fastest Section Time (Section)	0:04.68 (Overall)
Top Speed [km/h] (Section)	68.4 (800m)
Race State	Finished



RockhamptonProfessional
Race 1: THOROUGHBRED BREEDERS AUSTRALIA Class 3
Plate - 1050m
28 November 2025 - 11:43
Track Rating: Soft 5, Weather: Fine, Rail Position: +3.5m Entire



Section	Overall	1000m	800m	600m	400m	200m								
Section Times	1:00.66 [6] (0:04.68)	0:55.98 [3] (0:11.09)	0:44.89 [3] (0:10.92)	0:33.97 [3] (0:10.62)	0:23.35 [3] (0:10.98)	0:12.37 [4] (0:12.37)								
Average Speed [km/h]	38.2	65.2	66.9	67.8	65.7	58.1								
Top Speed [km/h]	55.8	67.7	68.4	68.3	68.0	63.1								
Avg. Dist. to Rail [m]	4.3	1.2	1.8	4.1	5.9	7.1								
Avg. Stride Freq. [Hz]	2.1	2.6	2.6	2.7	2.6	2.4								
Avg. Stride Length [m]	4.9	6.9	7.0	7.1	7.2	6.8								





Rockhampton Professional
Race 2: RACING HEARTS EQUINE ASSISTED THERAPY OPEN Handicap
- 1100m

28 November 2025 - 12:25



Track Rating: Soft 5, Weather: Fine, Rail Position: +3.5m Entire

Section		Overall				1000m	800m	600m	400m	200m	Last 600m		
Field Times		1:02.93				0:55.37	0:44.16	0:32.97	0:22.32	0:11.43	0:32.97		
		(0:07.56)				(0:11.21)	(0:11.19)	(0:10.65)	(0:10.89)	(0:11.43)			
Rank	TAB	Horse/Jockey	Barrier	Top Speed [km/h]	Fastest Section							Margin	Distance Travelled [m]
1	4	DOUBTING EYE	4	70.5	0:07.94	1:02.93 [1]	0:54.99 [5]	0:43.73 [4]	0:32.51 [4]	0:22.00 [4]	0:11.43 [1]	1:02.93	0:32.51
		Warwick Satherley		400m	Overall	(0:07.94)	(0:11.26)	(0:11.22)	(0:10.51)	(0:10.57)	(0:11.43)		
2	2	TRACK TALE	1	68.6	0:07.56	1:03.23 [2]	0:55.67 [1]	0:44.44 [2]	0:33.21 [2]	0:22.51 [2]	0:11.66 [2]	1.78L	0:33.21
		Ashley Butler		600m	Overall	(0:07.56)	(0:11.23)	(0:11.23)	(0:10.70)	(0:10.85)	(0:11.66)		-1
3	7	CAPTAIN FOX	5	68.7	0:07.90	1:03.45 [3]	0:55.55 [4]	0:44.10 [5]	0:32.97 [5]	0:22.29 [5]	0:11.54 [5]	3.09L	0:32.97
		Nikki Olzard		600m	Overall	(0:07.90)	(0:11.45)	(0:11.13)	(0:10.68)	(0:10.75)	(0:11.54)		+0
4	3	MEDIA EMPIRE	2	69.7	0:07.72	1:03.46 [4]	0:55.74 [3]	0:44.44 [3]	0:33.13 [3]	0:22.56 [3]	0:11.82 [4]	3.15L	0:33.13
		Raul Silvera Olivera		600m	Overall	(0:07.72)	(0:11.30)	(0:11.31)	(0:10.57)	(0:10.74)	(0:11.82)		+2
5	5	YUKAN ROSE	3	68.8	0:07.67	1:03.79 [5]	0:56.12 [2]	0:45.02 [1]	0:33.83 [1]	0:23.18 [1]	0:12.16 [3]	5.1L	0:33.83
		Maddie Mankelow		600m	Overall	(0:07.67)	(0:11.10)	(0:11.19)	(0:10.65)	(0:11.02)	(0:12.16)		-2

Scratched: Master Montaro (#1), Your Too Good (#6)



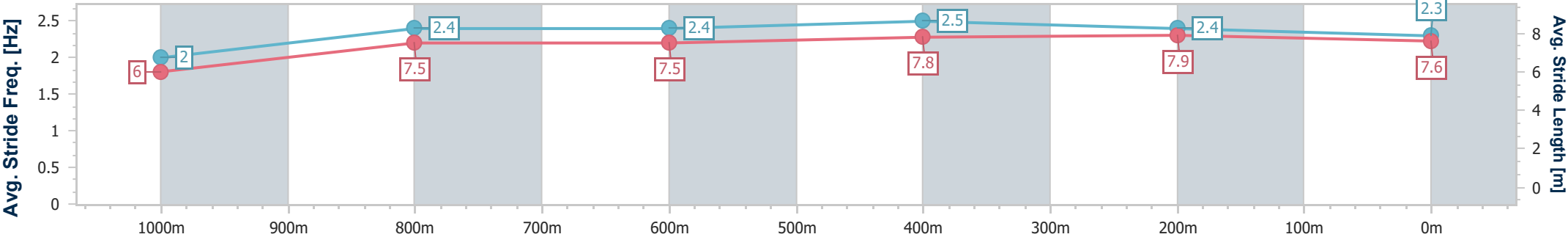
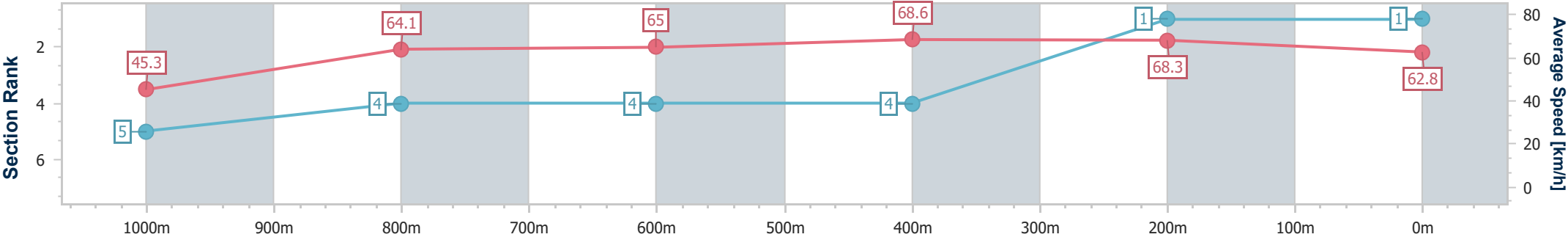
Horse/Jockey Name	Doubting Eye
Final Rank	1
Fastest Section Time (Section)	0:07.94 (Overall)
Top Speed [km/h] (Section)	70.5 (400m)
Race State	Finished



RockhamptonProfessional
Race 2: RACING HEARTS EQUINE ASSISTED THERAPY OPEN
Handicap - 1100m
28 November 2025 - 12:25
Track Rating: Soft 5, Weather: Fine, Rail Position: +3.5m Entire



Section	Overall	1000m	800m	600m	400m	200m								
Section Times	1:02.93 [1] (0:07.94)	0:54.99 [5] (0:11.26)	0:43.73 [4] (0:11.22)	0:32.51 [4] (0:10.51)	0:22.00 [4] (0:10.57)	0:11.43 [1] (0:11.43)								
Average Speed [km/h]	45.3	64.1	65.0	68.6	68.3	62.8								
Top Speed [km/h]	59.6	66.0	67.8	69.8	70.5	67.6								
Avg. Dist. to Rail [m]	4.0	0.5	2.0	4.0	5.9	5.4								
Avg. Stride Freq. [Hz]	2.0	2.4	2.4	2.5	2.4	2.3								
Avg. Stride Length [m]	6.0	7.5	7.5	7.8	7.9	7.6								





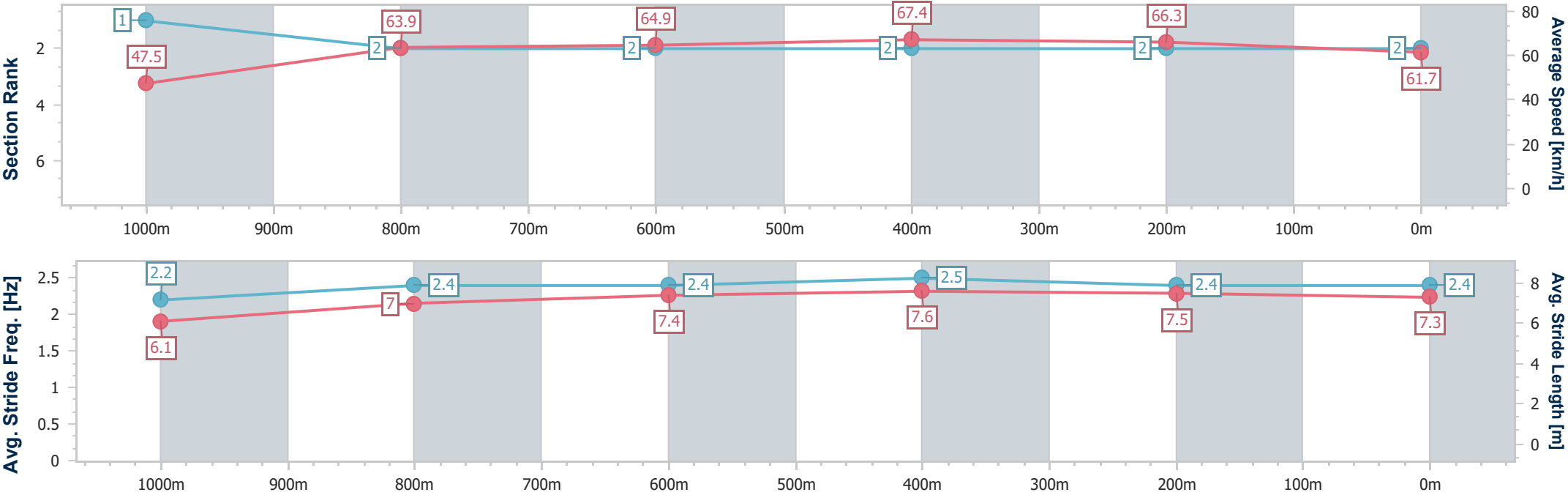
Horse/Jockey Name	Track Tale
Final Rank	2
Fastest Section Time (Section)	0:07.56 (Overall)
Top Speed [km/h] (Section)	68.6 (600m)
Race State	Finished



RockhamptonProfessional
Race 2: RACING HEARTS EQUINE ASSISTED THERAPY OPEN
Handicap - 1100m
28 November 2025 - 12:25
Track Rating: Soft 5, Weather: Fine, Rail Position: +3.5m Entire



Section	Overall	1000m	800m	600m	400m	200m								
Section Times	1:03.23 [2] (0:07.56)	0:55.67 [1] (0:11.23)	0:44.44 [2] (0:11.23)	0:33.21 [2] (0:10.70)	0:22.51 [2] (0:10.85)	0:11.66 [2] (0:11.66)								
Average Speed [km/h]	47.5	63.9	64.9	67.4	66.3	61.7								
Top Speed [km/h]	63.3	66.0	66.2	68.6	68.3	64.8								
Avg. Dist. to Rail [m]	1.3	0.5	1.4	2.4	2.4	2.5								
Avg. Stride Freq. [Hz]	2.2	2.4	2.4	2.5	2.4	2.4								
Avg. Stride Length [m]	6.1	7.0	7.4	7.6	7.5	7.3								





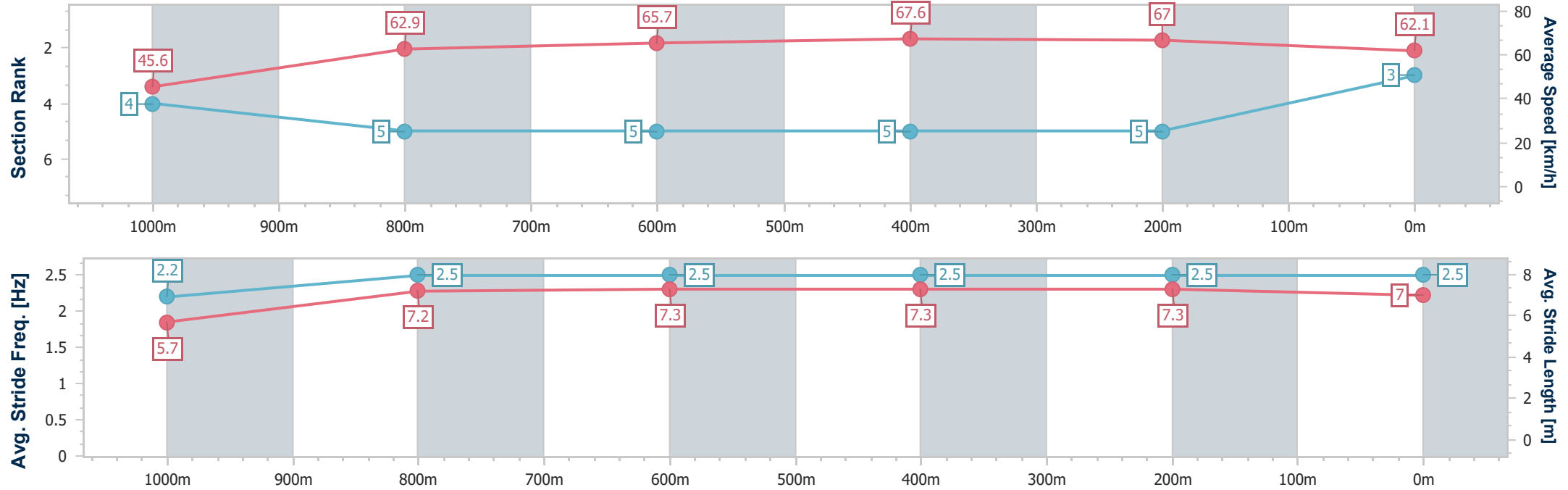
Horse/Jockey Name	Captain Fox
Final Rank	3
Fastest Section Time (Section)	0:07.90 (Overall)
Top Speed [km/h] (Section)	68.7 (600m)
Race State	Finished



RockhamptonProfessional
Race 2: RACING HEARTS EQUINE ASSISTED THERAPY OPEN
Handicap - 1100m
28 November 2025 - 12:25
Track Rating: Soft 5, Weather: Fine, Rail Position: +3.5m Entire



Section	Overall	1000m	800m	600m	400m	200m								
Section Times	1:03.45 [3] (0:07.90)	0:55.55 [4] (0:11.45)	0:44.10 [5] (0:11.13)	0:32.97 [5] (0:10.68)	0:22.29 [5] (0:10.75)	0:11.54 [5] (0:11.54)								
Average Speed [km/h]	45.6	62.9	65.7	67.6	67.0	62.1								
Top Speed [km/h]	58.3	65.4	67.1	68.7	68.7	65.1								
Avg. Dist. to Rail [m]	5.2	0.5	1.9	3.4	3.6	3.7								
Avg. Stride Freq. [Hz]	2.2	2.5	2.5	2.5	2.5	2.5								
Avg. Stride Length [m]	5.7	7.2	7.3	7.3	7.3	7.0								





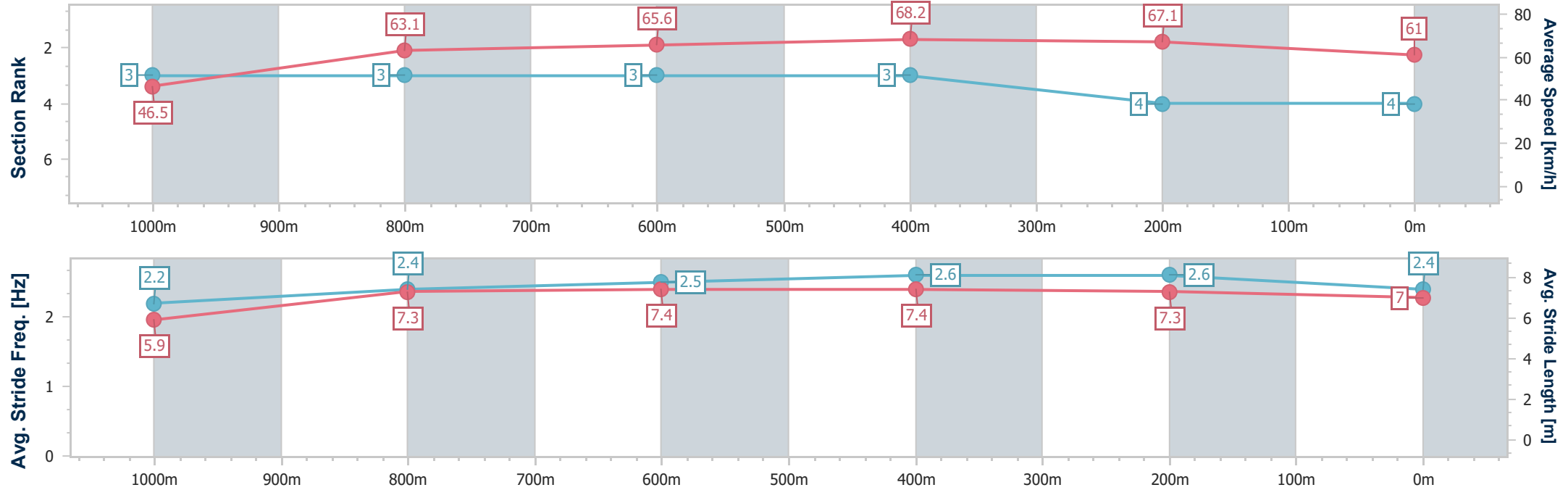
Horse/Jockey Name	Media Empire
Final Rank	4
Fastest Section Time (Section)	0:07.72 (Overall)
Top Speed [km/h] (Section)	69.7 (600m)
Race State	Finished



RockhamptonProfessional
Race 2: RACING HEARTS EQUINE ASSISTED THERAPY OPEN
Handicap - 1100m
28 November 2025 - 12:25
Track Rating: Soft 5, Weather: Fine, Rail Position: +3.5m Entire



Section	Overall	1000m	800m	600m	400m	200m								
Section Times	1:03.46 [4] (0:07.72)	0:55.74 [3] (0:11.30)	0:44.44 [3] (0:11.31)	0:33.13 [3] (0:10.57)	0:22.56 [3] (0:10.74)	0:11.82 [4] (0:11.82)								
Average Speed [km/h]	46.5	63.1	65.6	68.2	67.1	61.0								
Top Speed [km/h]	58.8	64.9	66.3	69.7	68.9	64.7								
Avg. Dist. to Rail [m]	1.2	1.8	3.4	6.7	9.2	8.6								
Avg. Stride Freq. [Hz]	2.2	2.4	2.5	2.6	2.6	2.4								
Avg. Stride Length [m]	5.9	7.3	7.4	7.4	7.3	7.0								





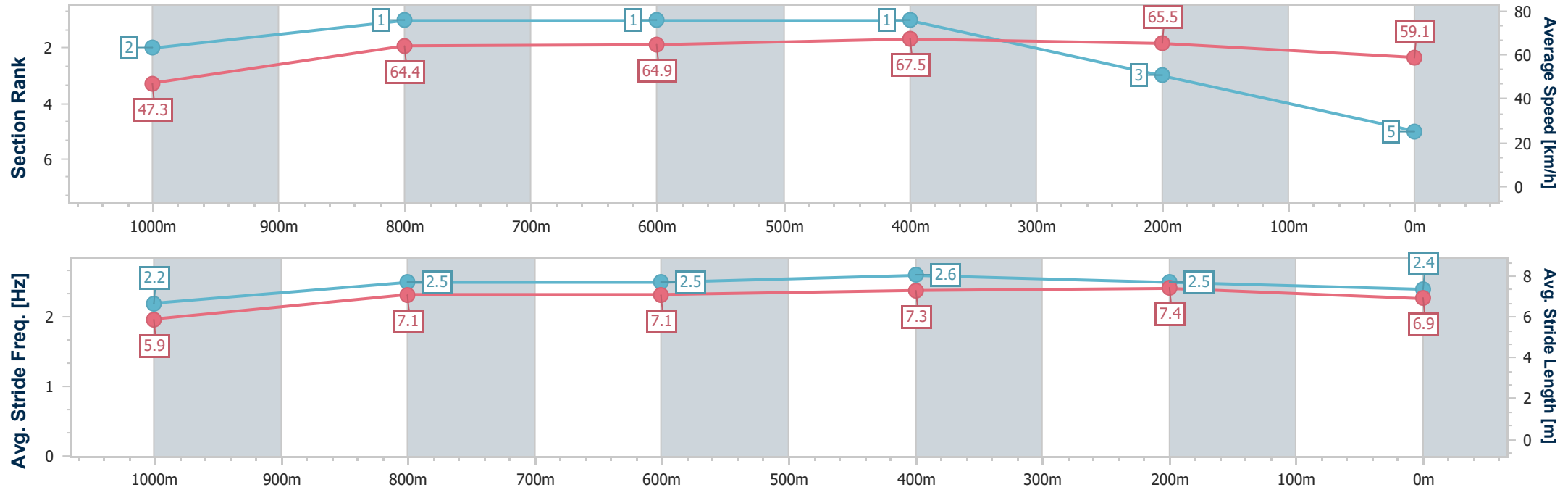
Horse/Jockey Name	Yukan Rose
Final Rank	5
Fastest Section Time (Section)	0:07.67 (Overall)
Top Speed [km/h] (Section)	68.8 (600m)
Race State	Finished



RockhamptonProfessional
Race 2: RACING HEARTS EQUINE ASSISTED THERAPY OPEN
Handicap - 1100m
28 November 2025 - 12:25
Track Rating: Soft 5, Weather: Fine, Rail Position: +3.5m Entire



Section	Overall	1000m	800m	600m	400m	200m								
Section Times	1:03.79 [5] (0:07.67)	0:56.12 [2] (0:11.10)	0:45.02 [1] (0:11.19)	0:33.83 [1] (0:10.65)	0:23.18 [1] (0:11.02)	0:12.16 [3] (0:12.16)								
Average Speed [km/h]	47.3	64.4	64.9	67.5	65.5	59.1								
Top Speed [km/h]	63.1	65.4	66.1	68.8	68.8	62.9								
Avg. Dist. to Rail [m]	3.8	0.8	1.0	2.5	3.3	4.4								
Avg. Stride Freq. [Hz]	2.2	2.5	2.5	2.6	2.5	2.4								
Avg. Stride Length [m]	5.9	7.1	7.1	7.3	7.4	6.9								





Rockhampton Professional
Race 3: THE INDUSTRY SCHOOL Class 5 Handicap - 1400m
28 November 2025 - 12:57



Track Rating: Soft 5, Weather: Fine, Rail Position: +3.5m Entire

Section						Overall	1200m	1000m	800m	600m	400m	Last 600m	
Field Times						1:23.46 (0:13.42)	1:10.04 (0:12.10)	0:57.94 (0:12.30)	0:45.64 (0:12.04)	0:33.60 (0:11.07)	0:22.53 (0:10.89)	0:33.60	
Rank	TAB	Horse/Jockey	Barrier	Top Speed [km/h]	Fastest Section								Distance Travelled [m]
1	7	NIGHTSTICK	2	67.5	0:10.87	1:23.46 [1]	1:09.78 [2]	0:57.80 [2]	0:45.51 [2]	0:33.47 [2]	0:22.46 [2]	0:33.47	
		Chris McIver		400m	400m	(0:13.68)	(0:11.98)	(0:12.29)	(0:12.04)	(0:11.01)	(0:10.87)		
2	2	OUR TURN NOW	4	68.5	0:10.76	1:23.48 [2]	1:09.56 [4]	0:57.54 [4]	0:45.27 [4]	0:33.27 [4]	0:22.41 [3]	0:33.27	+0
		Ryan Wiggins		600m	400m	(0:13.92)	(0:12.02)	(0:12.27)	(0:12.00)	(0:10.86)	(0:10.76)		
3	3	MOKTAFFY	5	67.4	0:10.89	1:23.70 [3]	1:10.28 [1]	0:58.18 [1]	0:45.88 [1]	0:33.84 [1]	0:22.77 [1]	0:33.84	-3
		Gabrielle Semmens		600m	400m	(0:13.42)	(0:12.10)	(0:12.30)	(0:12.04)	(0:11.07)	(0:10.89)		
4	5	BAYERISCHE	1	67.1	0:10.95	1:23.83 [4]	1:10.13 [3]	0:58.04 [3]	0:45.77 [3]	0:33.75 [3]	0:22.70 [4]	0:33.75	-2
		Warwick Satherley		400m	400m	(0:13.70)	(0:12.09)	(0:12.27)	(0:12.02)	(0:11.05)	(0:10.95)		
5	8	SOFTEN IT UP	3	67.2	0:10.92	1:24.22 [5]	1:10.20 [5]	0:58.11 [5]	0:45.85 [5]	0:33.89 [5]	0:22.97 [5]	0:33.89	-3
		Nathan Thomas		600m	600m	(0:14.02)	(0:12.09)	(0:12.26)	(0:11.96)	(0:10.92)	(0:11.03)		

Scratched: Sennaprost (#4), Parade Ground (#1), Connewarre (#6)



Rockhampton Professional
Race 3: THE INDUSTRY SCHOOL Class 5 Handicap - 1400m
28 November 2025 - 12:57



Track Rating: Soft 5, Weather: Fine, Rail Position: +3.5m Entire

Section Field Times				200m 0:11.64 (0:11.64)				Last 600m 0:33.60	
Rank	TAB	Horse/Jockey	Barrier	Top Speed [km/h]	Fastest Section	Margin		Distance Travelled [m]	
1	7	NIGHTSTICK	2	67.5	0:10.87	0:11.59 [3]	1:23.46	0:33.47	
		Chris McIver		400m	400m	(0:11.59)			
2	2	OUR TURN NOW	4	68.5	0:10.76	0:11.65 [2]	0.11L	0:33.27	+0
		Ryan Wiggins		600m	400m	(0:11.65)			
3	3	MOKTAFFY	5	67.4	0:10.89	0:11.88 [1]	1.41L	0:33.84	-3
		Gabrielle Semmens		600m	400m	(0:11.88)			
4	5	BAYERISCHE	1	67.1	0:10.95	0:11.75 [4]	2.17L	0:33.75	-2
		Warwick Satherley		400m	400m	(0:11.75)			
5	8	SOFTEN IT UP	3	67.2	0:10.92	0:11.94 [5]	4.48L	0:33.89	-3
		Nathan Thomas		600m	600m	(0:11.94)			

Scratched: Sennaprost (#4), Parade Ground (#1), Connewarre (#6)



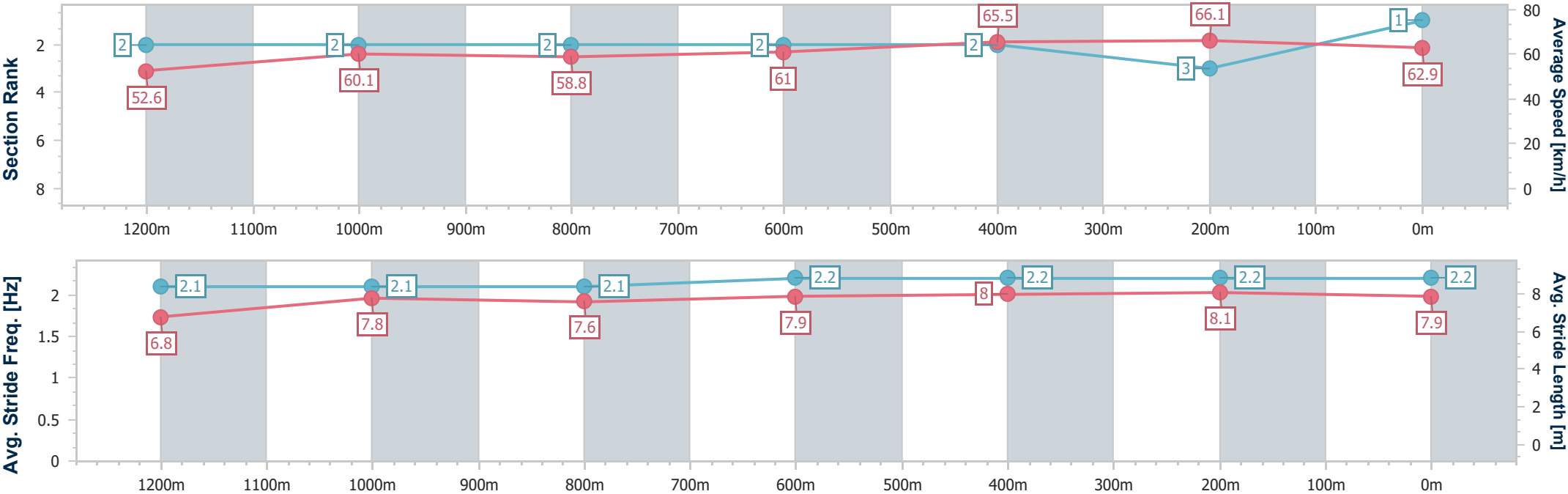
Horse/Jockey Name	Nightstick
Final Rank	1
Fastest Section Time (Section)	0:10.87 (400m)
Top Speed [km/h] (Section)	67.5 (400m)
Race State	Finished



RockhamptonProfessional
Race 3: THE INDUSTRY SCHOOL Class 5 Handicap - 1400m
28 November 2025 - 12:57
Track Rating: Soft 5, Weather: Fine, Rail Position: +3.5m Entire



Section	Overall	1200m	1000m	800m	600m	400m	200m						
Section Times	1:23.46 [1] (0:13.68)	1:09.78 [2] (0:11.98)	0:57.80 [2] (0:12.29)	0:45.51 [2] (0:12.04)	0:33.47 [2] (0:11.01)	0:22.46 [2] (0:10.87)	0:11.59 [3] (0:11.59)						
Average Speed [km/h]	52.6	60.1	58.8	61.0	65.5	66.1	62.9						
Top Speed [km/h]	61.5	61.8	59.6	63.0	67.1	67.5	64.6						
Avg. Dist. to Rail [m]	0.7	0.2	0.5	2.3	3.5	3.6	3.5						
Avg. Stride Freq. [Hz]	2.1	2.1	2.1	2.2	2.2	2.2	2.2						
Avg. Stride Length [m]	6.8	7.8	7.6	7.9	8.0	8.1	7.9						





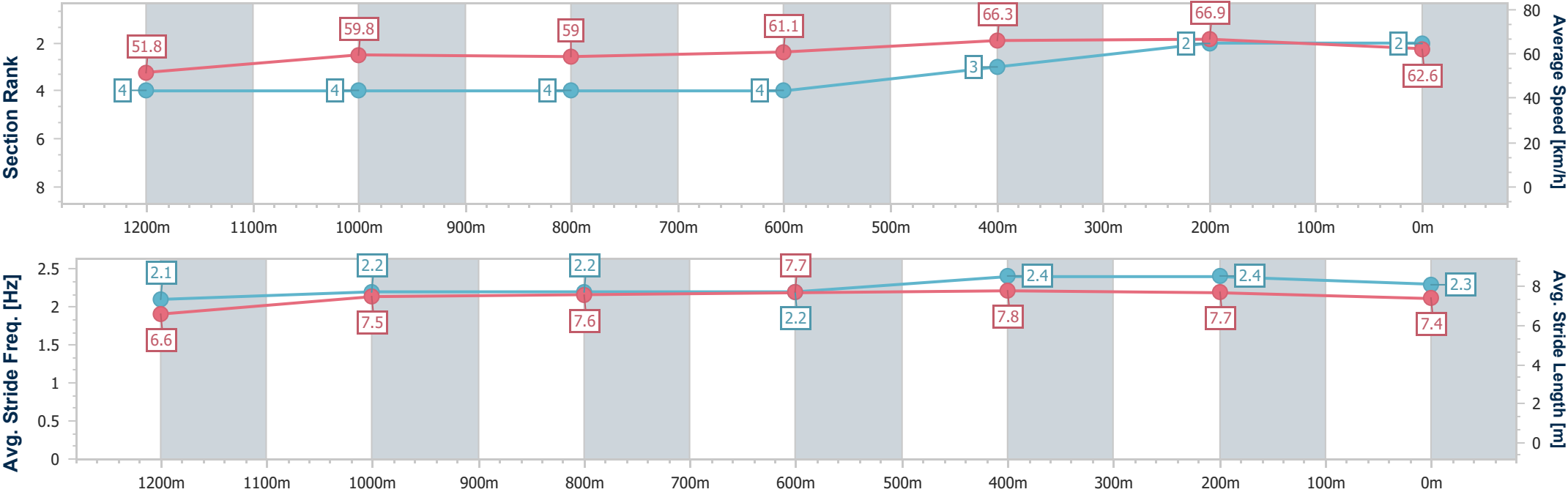
Horse/Jockey Name	Our Turn Now
Final Rank	2
Fastest Section Time (Section)	0:10.76 (400m)
Top Speed [km/h] (Section)	68.5 (600m)
Race State	Finished



RockhamptonProfessional
Race 3: THE INDUSTRY SCHOOL Class 5 Handicap - 1400m
28 November 2025 - 12:57
Track Rating: Soft 5, Weather: Fine, Rail Position: +3.5m Entire



Section	Overall	1200m	1000m	800m	600m	400m	200m						
Section Times	1:23.48 [2] (0:13.92)	1:09.56 [4] (0:12.02)	0:57.54 [4] (0:12.27)	0:45.27 [4] (0:12.00)	0:33.27 [4] (0:10.86)	0:22.41 [3] (0:10.76)	0:11.65 [2] (0:11.65)						
Average Speed [km/h]	51.8	59.8	59.0	61.1	66.3	66.9	62.6						
Top Speed [km/h]	61.2	62.0	59.6	63.3	68.5	68.3	64.6						
Avg. Dist. to Rail [m]	2.2	0.5	0.5	2.3	4.0	3.9	4.6						
Avg. Stride Freq. [Hz]	2.1	2.2	2.2	2.2	2.4	2.4	2.3						
Avg. Stride Length [m]	6.6	7.5	7.6	7.7	7.8	7.7	7.4						





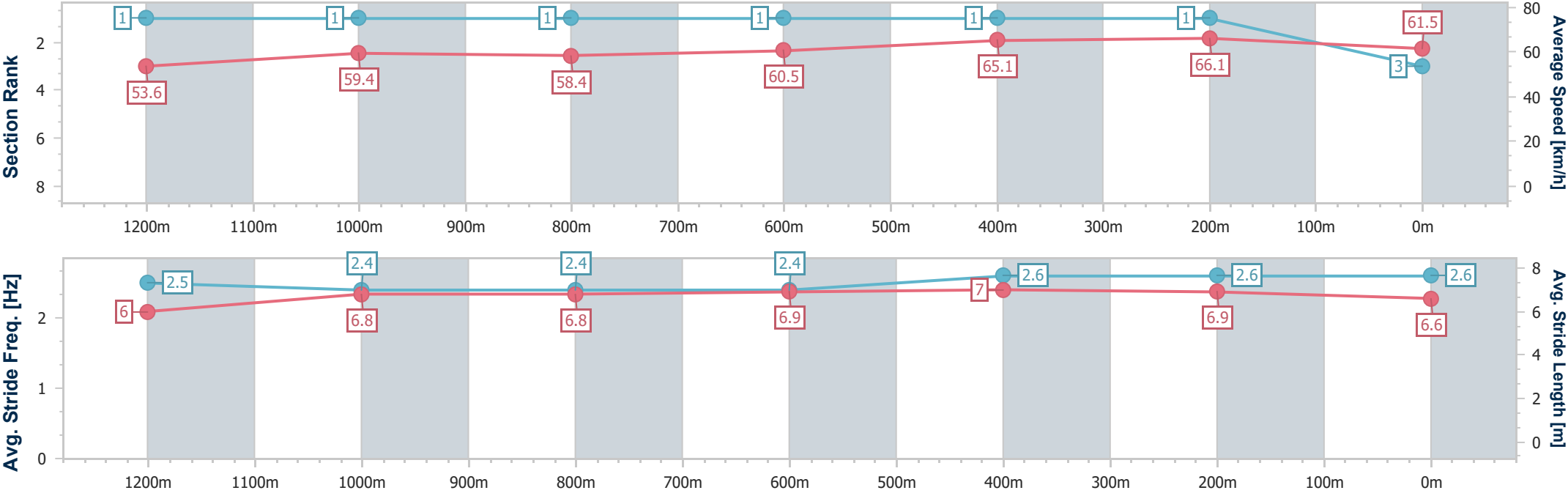
Horse/Jockey Name	Moktaffy
Final Rank	3
Fastest Section Time (Section)	0:10.89 (400m)
Top Speed [km/h] (Section)	67.4 (600m)
Race State	Finished



RockhamptonProfessional
Race 3: THE INDUSTRY SCHOOL Class 5 Handicap - 1400m
28 November 2025 - 12:57
Track Rating: Soft 5, Weather: Fine, Rail Position: +3.5m Entire



Section	Overall	1200m	1000m	800m	600m	400m	200m						
Section Times	1:23.70 [3] (0:13.42)	1:10.28 [1] (0:12.10)	0:58.18 [1] (0:12.30)	0:45.88 [1] (0:12.04)	0:33.84 [1] (0:11.07)	0:22.77 [1] (0:10.89)	0:11.88 [1] (0:11.88)						
Average Speed [km/h]	53.6	59.4	58.4	60.5	65.1	66.1	61.5						
Top Speed [km/h]	65.2	61.2	58.9	62.6	67.4	67.4	64.1						
Avg. Dist. to Rail [m]	2.8	0.7	0.5	1.4	2.5	2.7	2.4						
Avg. Stride Freq. [Hz]	2.5	2.4	2.4	2.4	2.6	2.6	2.6						
Avg. Stride Length [m]	6.0	6.8	6.8	6.9	7.0	6.9	6.6						





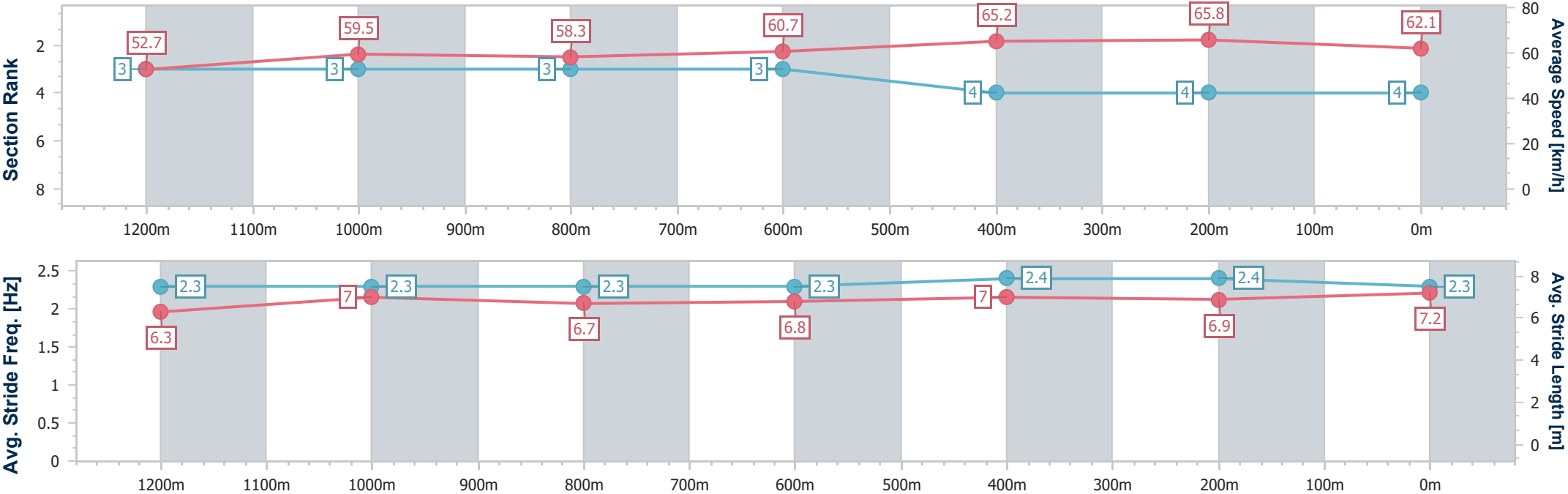
Horse/Jockey Name	Bayerische
Final Rank	4
Fastest Section Time (Section)	0:10.95 (400m)
Top Speed [km/h] (Section)	67.1 (400m)
Race State	Finished



RockhamptonProfessional
Race 3: THE INDUSTRY SCHOOL Class 5 Handicap - 1400m
28 November 2025 - 12:57
Track Rating: Soft 5, Weather: Fine, Rail Position: +3.5m Entire



Section	Overall	1200m	1000m	800m	600m	400m	200m						
Section Times	1:23.83 [4] (0:13.70)	1:10.13 [3] (0:12.09)	0:58.04 [3] (0:12.27)	0:45.77 [3] (0:12.02)	0:33.75 [3] (0:11.05)	0:22.70 [4] (0:10.95)	0:11.75 [4] (0:11.75)						
Average Speed [km/h]	52.7	59.5	58.3	60.7	65.2	65.8	62.1						
Top Speed [km/h]	61.0	61.1	59.1	62.6	67.0	67.1	64.1						
Avg. Dist. to Rail [m]	0.7	0.9	0.6	1.4	2.8	3.0	4.6						
Avg. Stride Freq. [Hz]	2.3	2.3	2.3	2.3	2.4	2.4	2.3						
Avg. Stride Length [m]	6.3	7.0	6.7	6.8	7.0	6.9	7.2						





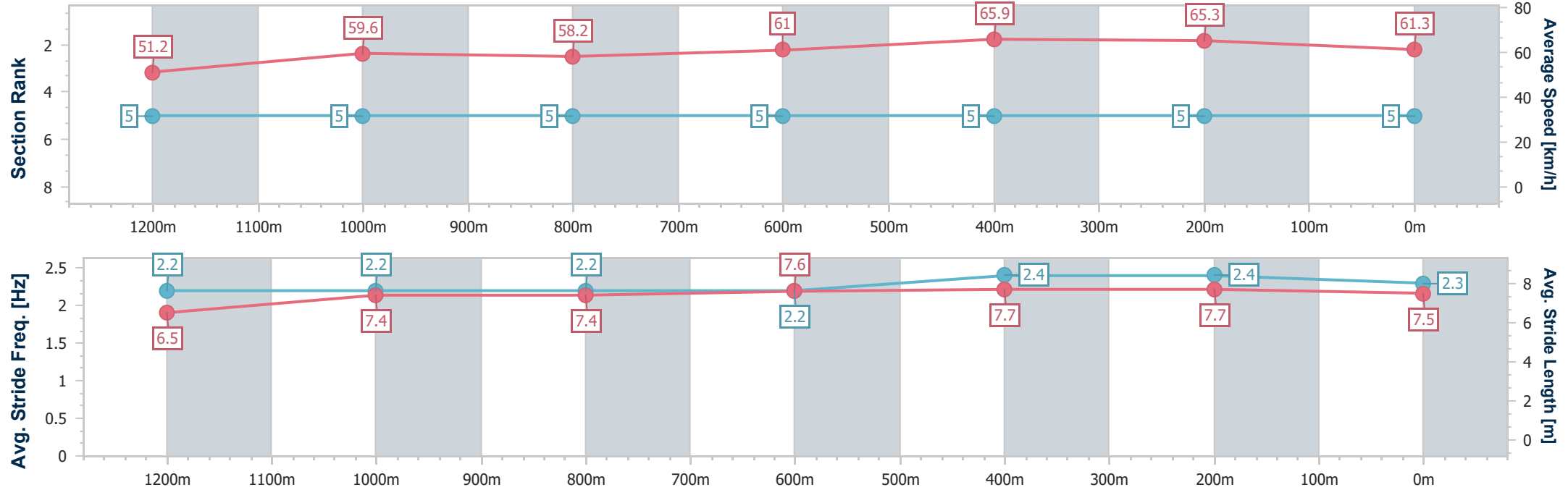
Horse/Jockey Name	Soften It Up
Final Rank	5
Fastest Section Time (Section)	0:10.92 (600m)
Top Speed [km/h] (Section)	67.2 (600m)
Race State	Finished



RockhamptonProfessional
Race 3: THE INDUSTRY SCHOOL Class 5 Handicap - 1400m
28 November 2025 - 12:57
Track Rating: Soft 5, Weather: Fine, Rail Position: +3.5m Entire



Section	Overall	1200m	1000m	800m	600m	400m	200m						
Section Times	1:24.22 [5] (0:14.02)	1:10.20 [5] (0:12.09)	0:58.11 [5] (0:12.26)	0:45.85 [5] (0:11.96)	0:33.89 [5] (0:10.92)	0:22.97 [5] (0:11.03)	0:11.94 [5] (0:11.94)						
Average Speed [km/h]	51.2	59.6	58.2	61.0	65.9	65.3	61.3						
Top Speed [km/h]	60.2	61.9	59.3	65.2	67.2	67.0	63.3						
Avg. Dist. to Rail [m]	1.3	0.8	1.2	1.4	5.3	5.0	3.5						
Avg. Stride Freq. [Hz]	2.2	2.2	2.2	2.2	2.4	2.4	2.3						
Avg. Stride Length [m]	6.5	7.4	7.4	7.6	7.7	7.7	7.5						





Rockhampton Professional

Race 4: GO BLOODSTOCK AUSTRALIA BENCHMARK 55 Handicap - 1100m

28 November 2025 - 13:36



Track Rating: Soft 5, Weather: Fine, Rail Position: +3.5m Entire

Section		Overall				1000m	800m	600m	400m	200m	Last 600m		
Field Times		1:03.16				0:55.82	0:44.46	0:33.13	0:22.50	0:11.67	0:33.13		
		(0:07.34)				(0:11.36)	(0:11.33)	(0:10.63)	(0:10.83)	(0:11.67)			
Rank	TAB	Horse/Jockey	Barrier	Top Speed [km/h]	Fastest Section						Margin	Distance Travelled [m]	
1	4	FLYING ANIMO	4	69.1	0:07.36	1:03.16 [1]	0:55.80 [2]	0:44.46 [1]	0:33.13 [1]	0:22.50 [1]	0:11.67 [1]	1:03.16	0:33.13
		Ashley Butler		600m	Overall	(0:07.36)	(0:11.34)	(0:11.33)	(0:10.63)	(0:10.83)	(0:11.67)		
2	5	MISS MERCY	7	69.2	0:07.34	1:03.35 [2]	0:56.01 [1]	0:44.58 [2]	0:33.16 [2]	0:22.51 [2]	0:11.78 [2]	1.11L	0:33.16 +8
		Ryan Wiggins		600m	Overall	(0:07.34)	(0:11.43)	(0:11.42)	(0:10.65)	(0:10.73)	(0:11.78)		
3	8	NOBLE INTENT	1	70.6	0:08.23	1:03.74 [3]	0:55.51 [8]	0:44.22 [8]	0:33.01 [8]	0:22.56 [7]	0:11.93 [3]	3.44L	0:33.01 +3
		Maddie Mankelow		600m	Overall	(0:08.23)	(0:11.29)	(0:11.21)	(0:10.45)	(0:10.63)	(0:11.93)		
4	10	LOVE MY LOUIS	5	69.0	0:07.95	1:03.76 [4]	0:55.81 [7]	0:44.47 [7]	0:33.18 [7]	0:22.56 [8]	0:11.78 [5]	3.52L	0:33.18 +2
		Tasha Chambers		400m	Overall	(0:07.95)	(0:11.34)	(0:11.29)	(0:10.62)	(0:10.78)	(0:11.78)		
5	2	DISCOVERED GOLD	3	68.5	0:07.72	1:04.01 [5]	0:56.29 [4]	0:45.06 [3]	0:33.73 [3]	0:23.09 [3]	0:12.05 [4]	5.03L	0:33.73 +3
		Raul Silvera Olivera		600m	Overall	(0:07.72)	(0:11.23)	(0:11.33)	(0:10.64)	(0:11.04)	(0:12.05)		
6	9	OFFICE POLITICS	8	69.3	0:07.94	1:04.13 [6]	0:56.19 [6]	0:44.87 [6]	0:33.57 [6]	0:22.99 [6]	0:12.06 [6]	5.69L	0:33.57 +6
		Chris McIver		600m	Overall	(0:07.94)	(0:11.32)	(0:11.30)	(0:10.58)	(0:10.93)	(0:12.06)		
7	6	MOMENT OF TRUTH	2	68.1	0:07.76	1:04.19 [7]	0:56.43 [5]	0:45.17 [5]	0:33.76 [5]	0:23.06 [5]	0:11.97 [7]	6.07L	0:33.76 +3
		Nikki Olzard		600m	Overall	(0:07.76)	(0:11.26)	(0:11.41)	(0:10.70)	(0:11.09)	(0:11.97)		
8	7	IMPACTFULL MISS	6	68.9	0:07.59	1:05.12 [8]	0:57.53 [3]	0:46.17 [4]	0:34.78 [4]	0:24.17 [4]	0:12.86 [8]	11.51L	0:34.78 +6
		Warwick Satherley		600m	Overall	(0:07.59)	(0:11.36)	(0:11.39)	(0:10.61)	(0:11.31)	(0:12.86)		

Scratched: Mimmy's Secret (#3), Coco Royale (#11), Heroic Beach (#1)



Horse/Jockey Name	Flying Animo
Final Rank	1
Fastest Section Time (Section)	0:07.36 (Overall)
Top Speed [km/h] (Section)	69.1 (600m)
Race State	Finished



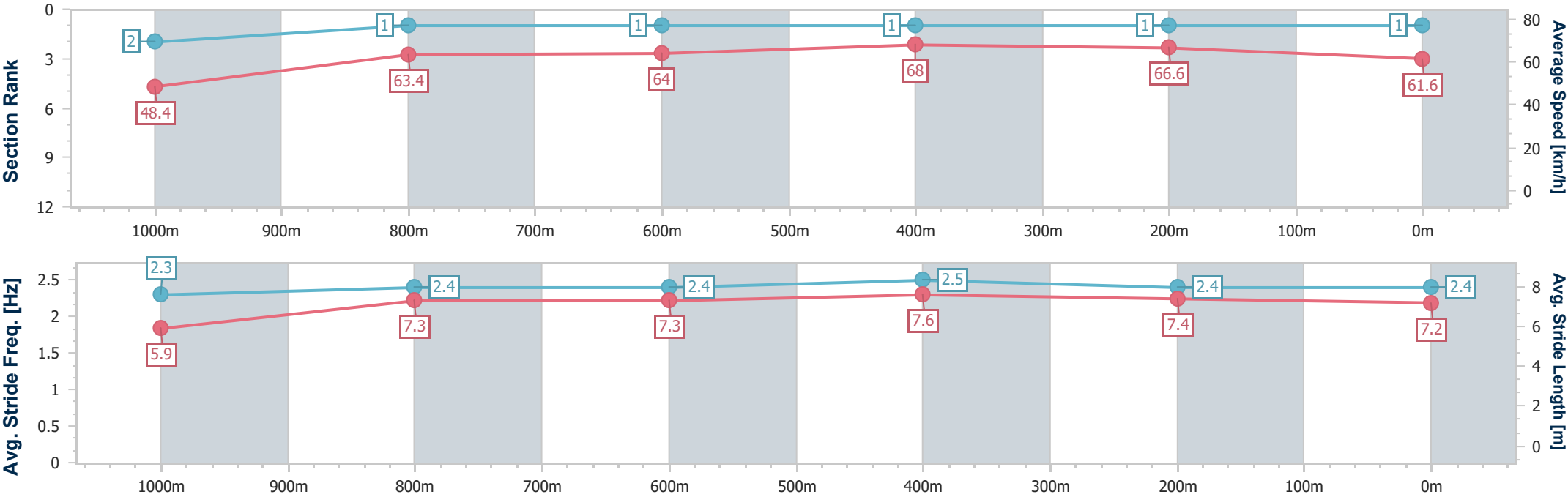
RockhamptonProfessional
Race 4: GO BLOODSTOCK AUSTRALIA BENCHMARK 55
Handicap - 1100m

28 November 2025 - 13:36

Track Rating: Soft 5, Weather: Fine, Rail Position: +3.5m Entire



Section	Overall	1000m	800m	600m	400m	200m								
Section Times	1:03.16 [1] (0:07.36)	0:55.80 [2] (0:11.34)	0:44.46 [1] (0:11.33)	0:33.13 [1] (0:10.63)	0:22.50 [1] (0:10.83)	0:11.67 [1] (0:11.67)								
Average Speed [km/h]	48.4	63.4	64.0	68.0	66.6	61.6								
Top Speed [km/h]	61.2	64.0	65.6	69.1	68.3	64.2								
Avg. Dist. to Rail [m]	1.0	0.4	1.2	1.9	2.2	2.7								
Avg. Stride Freq. [Hz]	2.3	2.4	2.4	2.5	2.4	2.4								
Avg. Stride Length [m]	5.9	7.3	7.3	7.6	7.4	7.2								





Horse/Jockey Name	Miss Mercy
Final Rank	2
Fastest Section Time (Section)	0:07.34 (Overall)
Top Speed [km/h] (Section)	69.2 (600m)
Race State	Finished



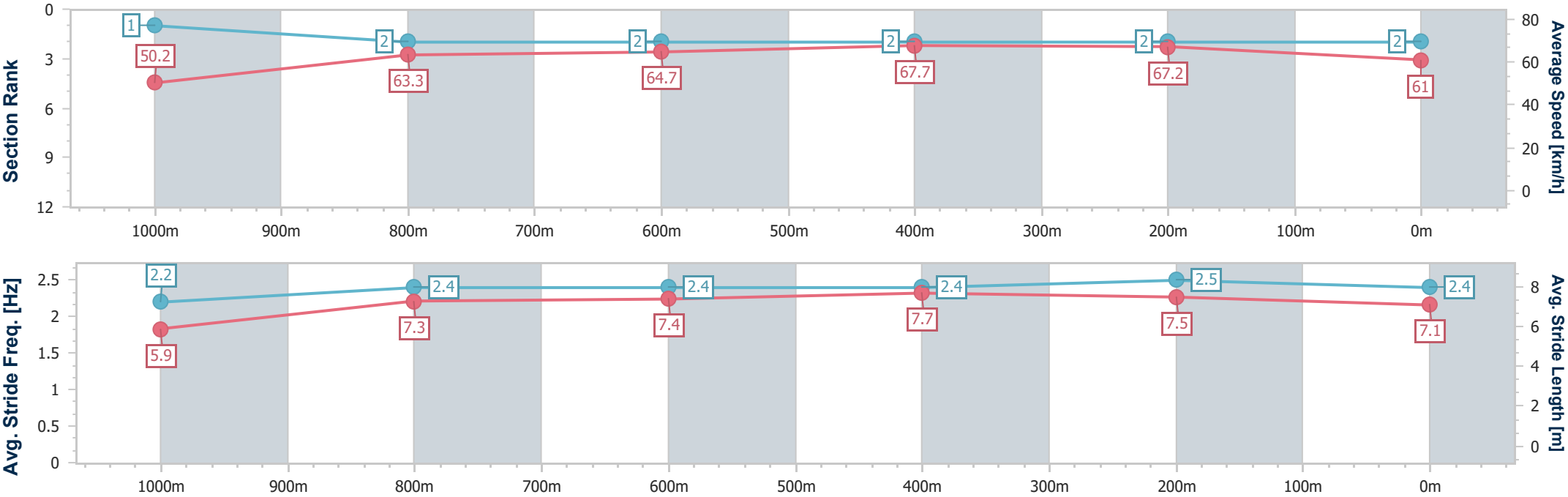
RockhamptonProfessional
Race 4: GO BLOODSTOCK AUSTRALIA BENCHMARK 55
Handicap - 1100m

28 November 2025 - 13:36

Track Rating: Soft 5, Weather: Fine, Rail Position: +3.5m Entire



Section	Overall	1000m	800m	600m	400m	200m							
Section Times	1:03.35 [2] (0:07.34)	0:56.01 [1] (0:11.43)	0:44.58 [2] (0:11.42)	0:33.16 [2] (0:10.65)	0:22.51 [2] (0:10.73)	0:11.78 [2] (0:11.78)							
Average Speed [km/h]	50.2	63.3	64.7	67.7	67.2	61.0							
Top Speed [km/h]	62.3	64.3	66.2	69.2	68.9	64.9							
Avg. Dist. to Rail [m]	4.5	1.4	3.1	3.7	4.0	4.7							
Avg. Stride Freq. [Hz]	2.2	2.4	2.4	2.4	2.5	2.4							
Avg. Stride Length [m]	5.9	7.3	7.4	7.7	7.5	7.1							





Horse/Jockey Name	Noble Intent
Final Rank	3
Fastest Section Time (Section)	0:08.23 (Overall)
Top Speed [km/h] (Section)	70.6 (600m)
Race State	Finished

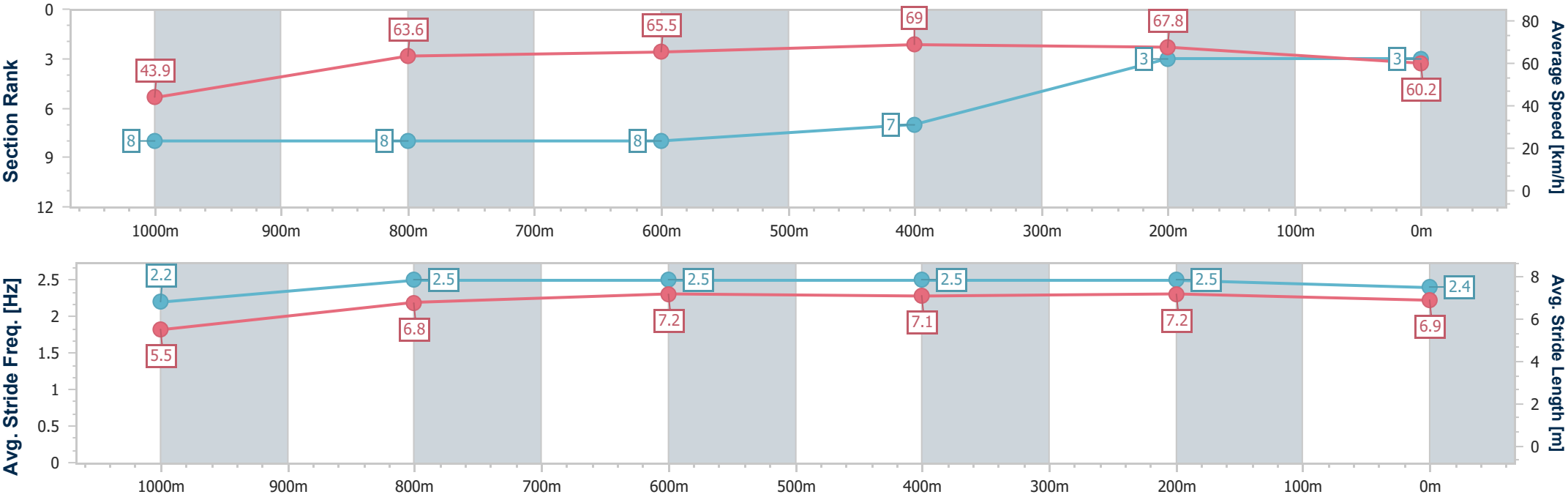


RockhamptonProfessional
Race 4: GO BLOODSTOCK AUSTRALIA BENCHMARK 55
Handicap - 1100m
28 November 2025 - 13:36



Track Rating: Soft 5, Weather: Fine, Rail Position: +3.5m Entire

Section	Overall	1000m	800m	600m	400m	200m								
Section Times	1:03.74 [3] (0:08.23)	0:55.51 [8] (0:11.29)	0:44.22 [8] (0:11.21)	0:33.01 [8] (0:10.45)	0:22.56 [7] (0:10.63)	0:11.93 [3] (0:11.93)								
Average Speed [km/h]	43.9	63.6	65.5	69.0	67.8	60.2								
Top Speed [km/h]	59.8	64.9	65.8	70.6	70.4	63.8								
Avg. Dist. to Rail [m]	0.8	0.5	2.4	5.5	8.5	10.3								
Avg. Stride Freq. [Hz]	2.2	2.5	2.5	2.5	2.5	2.4								
Avg. Stride Length [m]	5.5	6.8	7.2	7.1	7.2	6.9								





Horse/Jockey Name	Love My Louis
Final Rank	4
Fastest Section Time (Section)	0:07.95 (Overall)
Top Speed [km/h] (Section)	69.0 (400m)
Race State	Finished



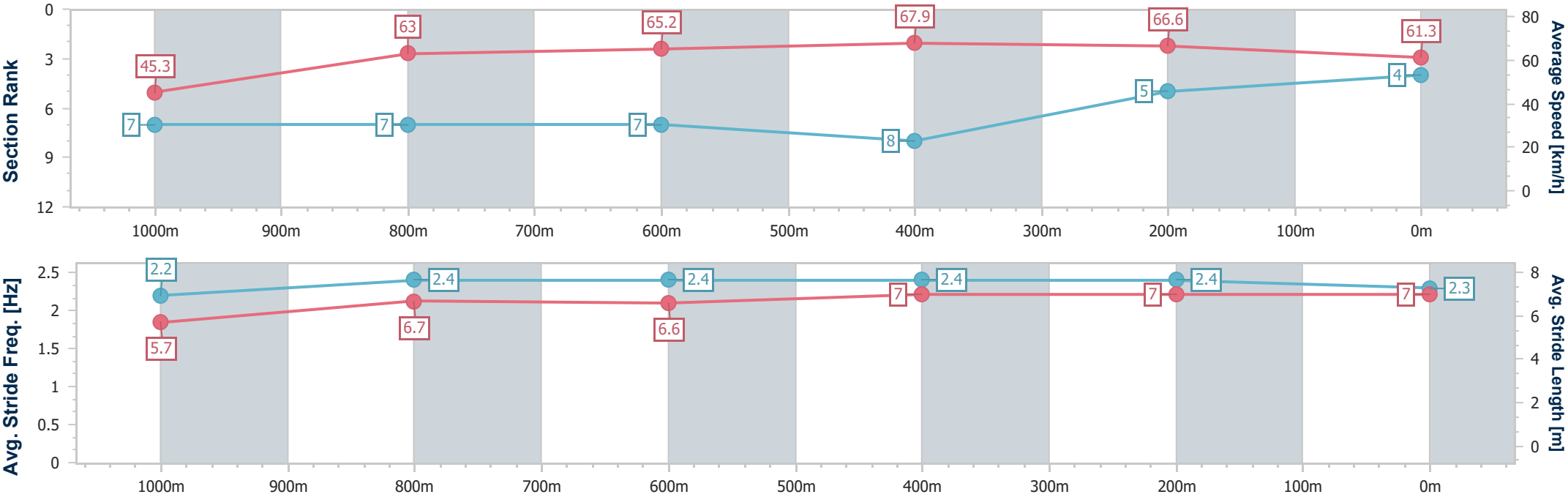
RockhamptonProfessional
Race 4: GO BLOODSTOCK AUSTRALIA BENCHMARK 55
Handicap - 1100m

28 November 2025 - 13:36

Track Rating: Soft 5, Weather: Fine, Rail Position: +3.5m Entire



Section	Overall	1000m	800m	600m	400m	200m								
Section Times	1:03.76 [4] (0:07.95)	0:55.81 [7] (0:11.34)	0:44.47 [7] (0:11.29)	0:33.18 [7] (0:10.62)	0:22.56 [8] (0:10.78)	0:11.78 [5] (0:11.78)								
Average Speed [km/h]	45.3	63.0	65.2	67.9	66.6	61.3								
Top Speed [km/h]	59.0	64.9	65.9	68.9	69.0	64.6								
Avg. Dist. to Rail [m]	1.9	1.4	2.7	5.9	5.3	5.4								
Avg. Stride Freq. [Hz]	2.2	2.4	2.4	2.4	2.4	2.3								
Avg. Stride Length [m]	5.7	6.7	6.6	7.0	7.0	7.0								





Horse/Jockey Name	Discovered Gold
Final Rank	5
Fastest Section Time (Section)	0:07.72 (Overall)
Top Speed [km/h] (Section)	68.5 (600m)
Race State	Finished

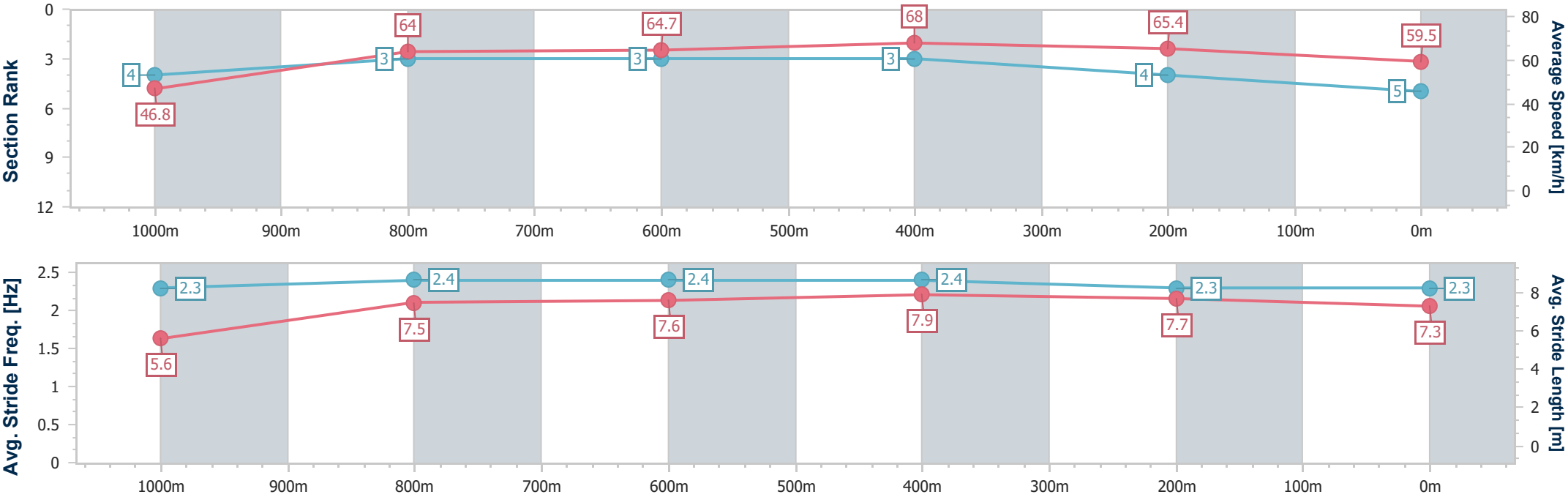


RockhamptonProfessional
Race 4: GO BLOODSTOCK AUSTRALIA BENCHMARK 55
Handicap - 1100m
28 November 2025 - 13:36



Track Rating: Soft 5, Weather: Fine, Rail Position: +3.5m Entire

Section	Overall	1000m	800m	600m	400m	200m								
Section Times	1:04.01 [5] (0:07.72)	0:56.29 [4] (0:11.23)	0:45.06 [3] (0:11.33)	0:33.73 [3] (0:10.64)	0:23.09 [3] (0:11.04)	0:12.05 [4] (0:12.05)								
Average Speed [km/h]	46.8	64.0	64.7	68.0	65.4	59.5								
Top Speed [km/h]	62.0	64.8	65.6	68.5	66.9	63.5								
Avg. Dist. to Rail [m]	1.2	0.4	2.3	4.9	5.9	6.0								
Avg. Stride Freq. [Hz]	2.3	2.4	2.4	2.4	2.3	2.3								
Avg. Stride Length [m]	5.6	7.5	7.6	7.9	7.7	7.3								





Horse/Jockey Name	Office Politics
Final Rank	6
Fastest Section Time (Section)	0:07.94 (Overall)
Top Speed [km/h] (Section)	69.3 (600m)
Race State	Finished

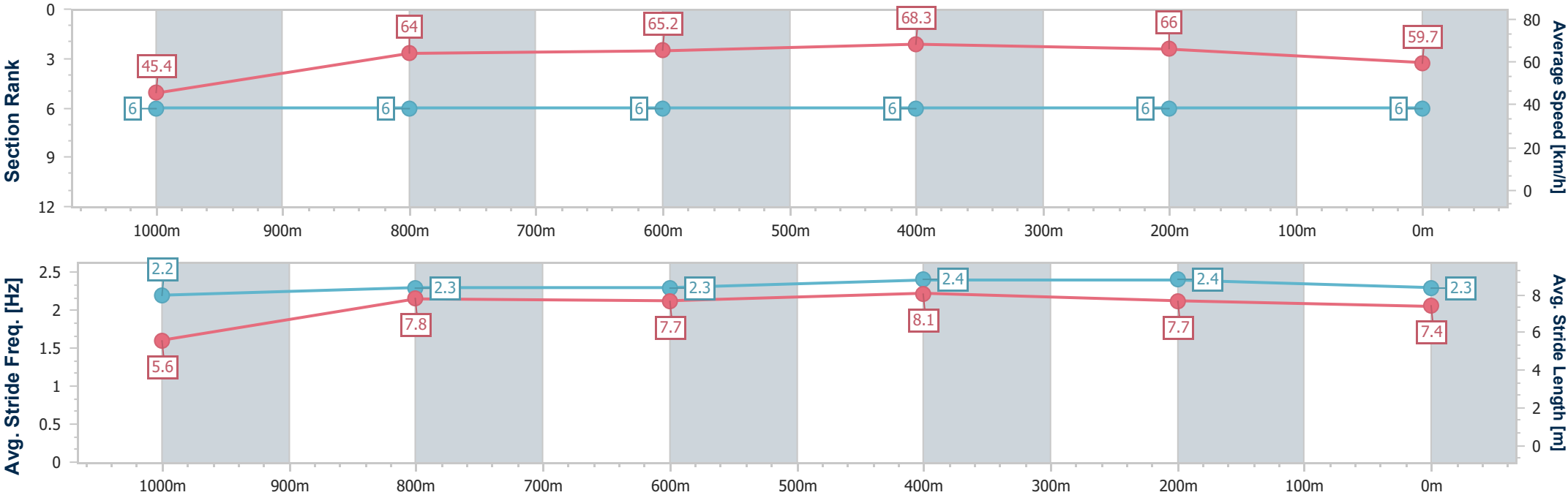


RockhamptonProfessional
Race 4: GO BLOODSTOCK AUSTRALIA BENCHMARK 55
Handicap - 1100m
28 November 2025 - 13:36



Track Rating: Soft 5, Weather: Fine, Rail Position: +3.5m Entire

Section	Overall	1000m	800m	600m	400m	200m								
Section Times	1:04.13 [6] (0:07.94)	0:56.19 [6] (0:11.32)	0:44.87 [6] (0:11.30)	0:33.57 [6] (0:10.58)	0:22.99 [6] (0:10.93)	0:12.06 [6] (0:12.06)								
Average Speed [km/h]	45.4	64.0	65.2	68.3	66.0	59.7								
Top Speed [km/h]	60.5	65.7	66.0	69.3	68.3	63.2								
Avg. Dist. to Rail [m]	5.6	1.1	3.2	5.7	8.5	9.2								
Avg. Stride Freq. [Hz]	2.2	2.3	2.3	2.4	2.4	2.3								
Avg. Stride Length [m]	5.6	7.8	7.7	8.1	7.7	7.4								





Horse/Jockey Name	Moment Of Truth
Final Rank	7
Fastest Section Time (Section)	0:07.76 (Overall)
Top Speed [km/h] (Section)	68.1 (600m)
Race State	Finished

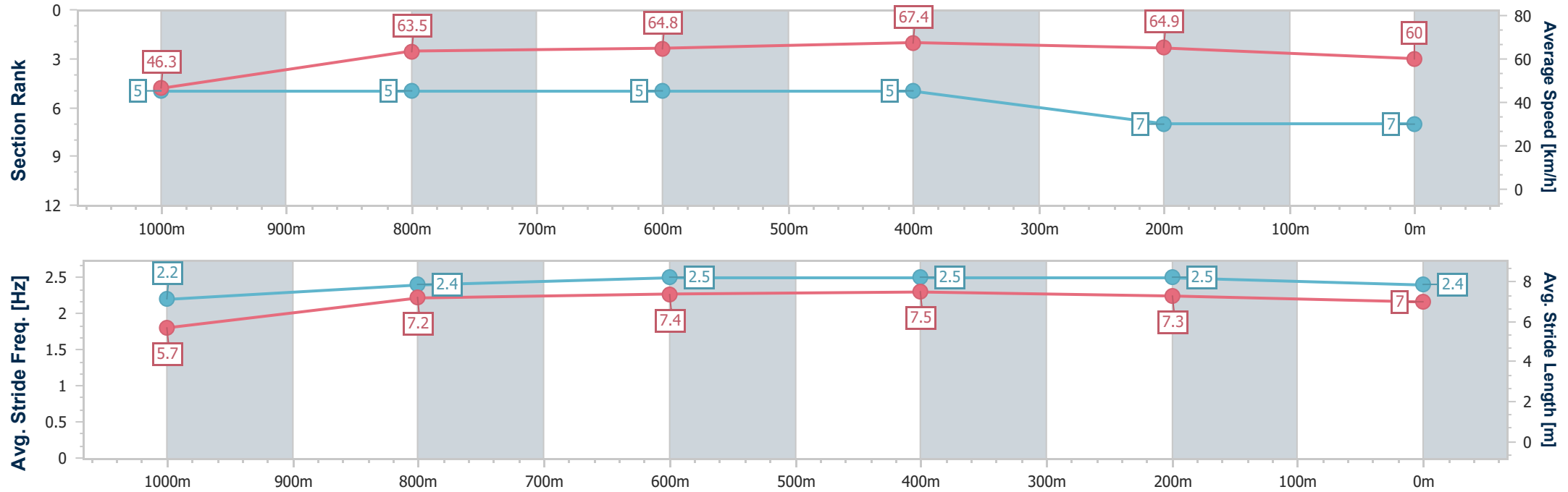


RockhamptonProfessional
Race 4: GO BLOODSTOCK AUSTRALIA BENCHMARK 55
Handicap - 1100m
28 November 2025 - 13:36



Track Rating: Soft 5, Weather: Fine, Rail Position: +3.5m Entire

Section	Overall	1000m	800m	600m	400m	200m							
Section Times	1:04.19 [7] (0:07.76)	0:56.43 [5] (0:11.26)	0:45.17 [5] (0:11.41)	0:33.76 [5] (0:10.70)	0:23.06 [5] (0:11.09)	0:11.97 [7] (0:11.97)							
Average Speed [km/h]	46.3	63.5	64.8	67.4	64.9	60.0							
Top Speed [km/h]	61.4	64.3	66.0	68.1	67.2	63.5							
Avg. Dist. to Rail [m]	1.2	1.7	3.1	5.3	3.2	2.2							
Avg. Stride Freq. [Hz]	2.2	2.4	2.5	2.5	2.5	2.4							
Avg. Stride Length [m]	5.7	7.2	7.4	7.5	7.3	7.0							





Horse/Jockey Name	Impactfull Miss
Final Rank	8
Fastest Section Time (Section)	0:07.59 (Overall)
Top Speed [km/h] (Section)	68.9 (600m)
Race State	Finished

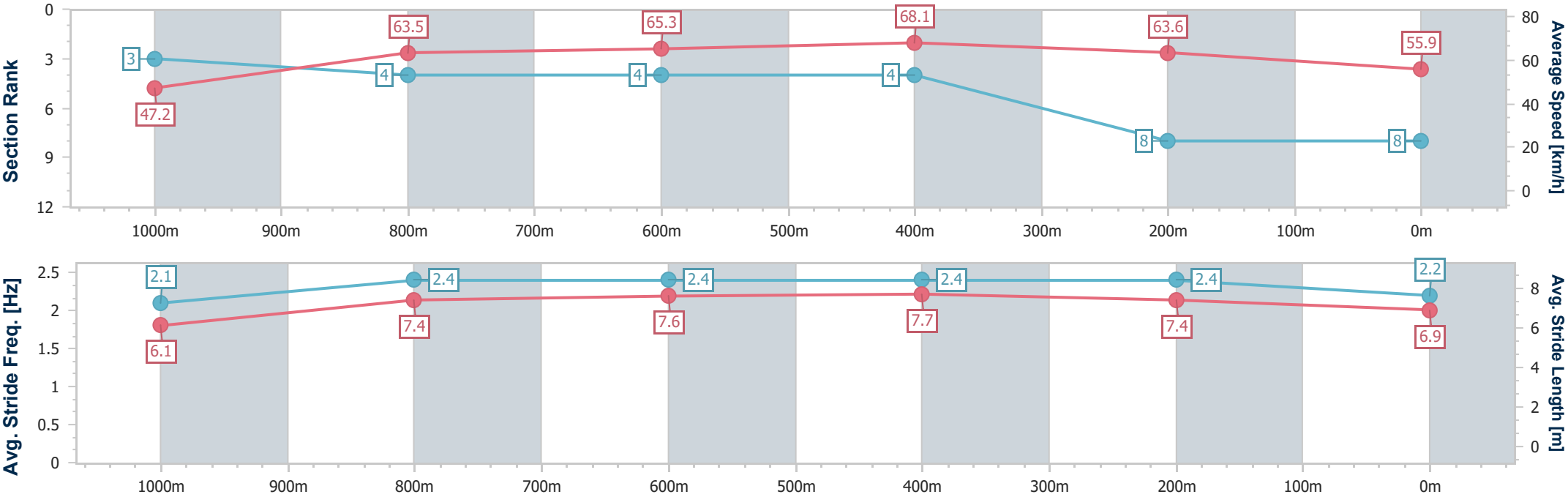


RockhamptonProfessional
Race 4: GO BLOODSTOCK AUSTRALIA BENCHMARK 55
Handicap - 1100m
28 November 2025 - 13:36



Track Rating: Soft 5, Weather: Fine, Rail Position: +3.5m Entire

Section	Overall	1000m	800m	600m	400m	200m								
Section Times	1:05.12 [8] (0:07.59)	0:57.53 [3] (0:11.36)	0:46.17 [4] (0:11.39)	0:34.78 [4] (0:10.61)	0:24.17 [4] (0:11.31)	0:12.86 [8] (0:12.86)								
Average Speed [km/h]	47.2	63.5	65.3	68.1	63.6	55.9								
Top Speed [km/h]	62.4	64.3	66.6	68.9	66.7	60.7								
Avg. Dist. to Rail [m]	2.4	0.8	3.7	5.9	5.8	4.9								
Avg. Stride Freq. [Hz]	2.1	2.4	2.4	2.4	2.4	2.2								
Avg. Stride Length [m]	6.1	7.4	7.6	7.7	7.4	6.9								





Rockhampton Professional

Race 5: TAB RATINGS BAND 0 - 55 Handicap - 1300m

28 November 2025 - 14:08



Track Rating: Soft 5, Weather: Fine, Rail Position: +3.5m Entire

Section						Overall	1200m	1000m	800m	600m	400m	Last 600m		
Field Times						1:17.33 (0:08.36)	1:08.97 (0:10.98)	0:57.99 (0:11.36)	0:46.63 (0:11.67)	0:34.96 (0:11.12)	0:23.84 (0:11.45)	0:34.96		
Rank	TAB	Horse/Jockey	Barrier	Top Speed [km/h]	Fastest Section									Distance Travelled [m]
1	4	SANTORINI SUMMER	1	66.1	0:08.63	1:17.33 [1]	1:08.70 [7]	0:57.12 [5]	0:45.90 [5]	0:34.30 [4]	0:23.20 [4]	0:34.30		
		Chris McIver		600m	Overall	(0:08.63)	(0:11.58)	(0:11.22)	(0:11.60)	(0:11.10)	(0:11.16)			
2	2	BOOM CRUSHER	8	67.4	0:08.79	1:17.44 [2]	1:08.65 [8]	0:56.87 [8]	0:45.67 [8]	0:34.02 [8]	0:23.15 [7]	0:34.02 +5		
		Ryan Wiggins		600m	Overall	(0:08.79)	(0:11.78)	(0:11.20)	(0:11.65)	(0:10.87)	(0:11.05)			
3	6	HUMBLE HERO	6	67.0	0:08.36	1:17.45 [3]	1:09.09 [1]	0:58.11 [1]	0:46.75 [1]	0:35.08 [1]	0:23.96 [1]	0:35.08 +9		
		Natalea Summers		1200m	Overall	(0:08.36)	(0:10.98)	(0:11.36)	(0:11.67)	(0:11.12)	(0:11.45)			
4	9	MR GREY	4	66.9	0:08.60	1:17.58 [4]	1:08.98 [6]	0:57.17 [7]	0:45.88 [7]	0:34.31 [6]	0:23.39 [5]	0:34.31 +4		
		Warwick Satherley		600m	Overall	(0:08.60)	(0:11.81)	(0:11.29)	(0:11.57)	(0:10.92)	(0:11.13)			
5	11	ZOULY	5	65.6	0:08.37	1:17.59 [5]	1:09.22 [2]	0:58.11 [2]	0:46.86 [2]	0:35.18 [2]	0:23.89 [2]	0:35.18 +2		
		Tasha Chambers		1000m	Overall	(0:08.37)	(0:11.11)	(0:11.25)	(0:11.68)	(0:11.29)	(0:11.47)			
6	8	MAKING HISTORY	7	66.7	0:08.90	1:17.85 [6]	1:08.95 [9]	0:57.07 [9]	0:45.91 [9]	0:34.41 [9]	0:23.48 [8]	0:34.41 +5		
		Gabrielle Semmens		600m	Overall	(0:08.90)	(0:11.88)	(0:11.16)	(0:11.50)	(0:10.93)	(0:11.25)			
7	5	SPELLMASTER	2	66.1	0:08.57	1:18.17 [7]	1:09.60 [4]	0:57.95 [6]	0:46.59 [6]	0:34.80 [7]	0:23.70 [9]	0:34.80 +5		
		Brooke Johnson		1000m	Overall	(0:08.57)	(0:11.65)	(0:11.36)	(0:11.79)	(0:11.10)	(0:11.40)			
8	10	SHEEZA FLING	3	64.9	0:08.41	1:18.51 [8]	1:10.10 [3]	0:58.84 [3]	0:47.52 [3]	0:35.73 [3]	0:24.50 [3]	0:35.73 +2		
		Nikki Olzard		600m	Overall	(0:08.41)	(0:11.26)	(0:11.32)	(0:11.79)	(0:11.23)	(0:11.62)			
9	12	MISS RINEHART	9	65.2	0:08.59	1:18.90 [9]	1:10.31 [5]	0:58.77 [4]	0:47.50 [4]	0:35.77 [5]	0:24.61 [6]	0:35.77 +8		
		Maddie Mankelow		600m	Overall	(0:08.59)	(0:11.54)	(0:11.27)	(0:11.73)	(0:11.16)	(0:11.69)			

Scratched: Outta Control (#1), Ain't Tellin' (#7), Intrepid Lad (#3)



Rockhampton Professional

Race 5: TAB RATINGS BAND 0 - 55 Handicap - 1300m

28 November 2025 - 14:08



Track Rating: Soft 5, Weather: Fine, Rail Position: +3.5m Entire

Section						200m			Last 600m
Field Times						0:12.39			0:34.96
						(0:12.39)			
Rank	TAB	Horse/Jockey	Barrier	Top Speed [km/h]	Fastest Section		Margin		Distance Travelled [m]
1	4	SANTORINI SUMMER	1	66.1	0:08.63	0:12.04 [3]	1:17.33		0:34.30
		Chris McIver		600m	Overall	(0:12.04)			
2	2	BOOM CRUSHER	8	67.4	0:08.79	0:12.10 [5]	0.68L		0:34.02 +5
		Ryan Wiggins		600m	Overall	(0:12.10)			
3	6	HUMBLE HERO	6	67.0	0:08.36	0:12.51 [1]	0.69L		0:35.08 +9
		Natalea Summers		1200m	Overall	(0:12.51)			
4	9	MR GREY	4	66.9	0:08.60	0:12.26 [4]	1.51L		0:34.31 +4
		Warwick Satherley		600m	Overall	(0:12.26)			
5	11	ZOULY	5	65.6	0:08.37	0:12.42 [2]	1.54L		0:35.18 +2
		Tasha Chambers		1000m	Overall	(0:12.42)			
6	8	MAKING HISTORY	7	66.7	0:08.90	0:12.23 [6]	3.09L		0:34.41 +5
		Gabrielle Semmens		600m	Overall	(0:12.23)			
7	5	SPELLMASTER	2	66.1	0:08.57	0:12.30 [8]	4.94L		0:34.80 +5
		Brooke Johnson		1000m	Overall	(0:12.30)			
8	10	SHEEZA FLING	3	64.9	0:08.41	0:12.88 [7]	6.97L		0:35.73 +2
		Nikki Olzard		600m	Overall	(0:12.88)			
9	12	MISS RINEHART	9	65.2	0:08.59	0:12.92 [9]	9.26L		0:35.77 +8
		Maddie Mankelow		600m	Overall	(0:12.92)			

Scratched: Outta Control (#1), Ain't Tellin (#7), Intrepid Lad (#3)



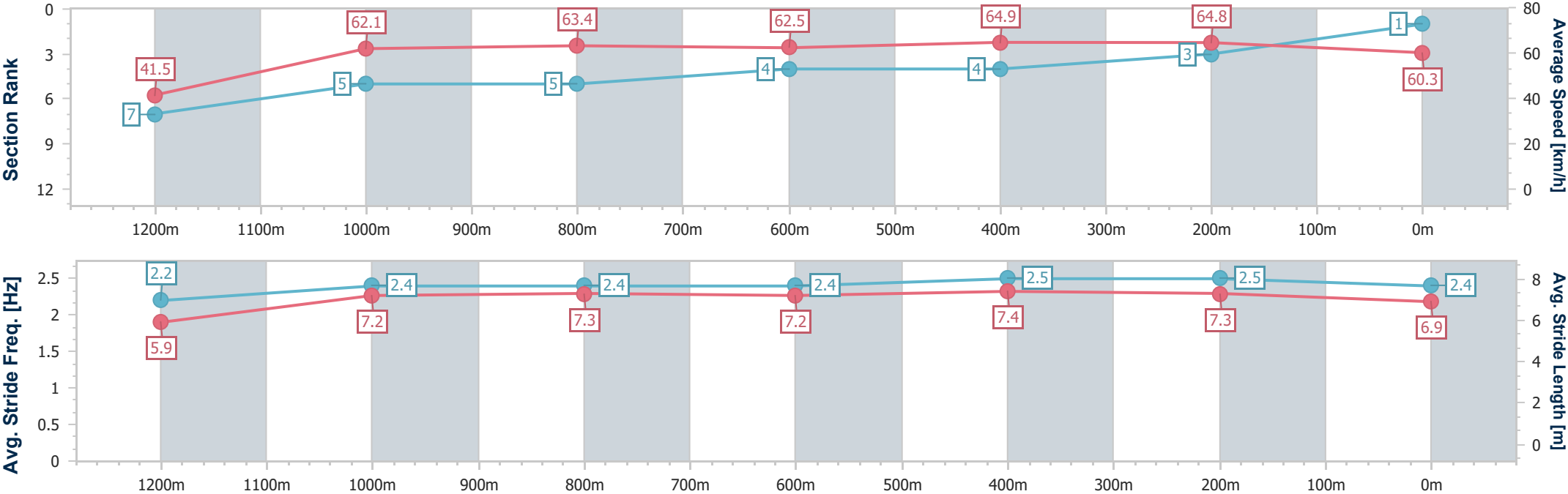
Horse/Jockey Name	Santorini Summer
Final Rank	1
Fastest Section Time (Section)	0:08.63 (Overall)
Top Speed [km/h] (Section)	66.1 (600m)
Race State	Finished



RockhamptonProfessional
Race 5: TAB RATINGS BAND 0 - 55 Handicap - 1300m
28 November 2025 - 14:08
Track Rating: Soft 5, Weather: Fine, Rail Position: +3.5m Entire



Section	Overall	1200m	1000m	800m	600m	400m	200m						
Section Times	1:17.33 [1] (0:08.63)	1:08.70 [7] (0:11.58)	0:57.12 [5] (0:11.22)	0:45.90 [5] (0:11.60)	0:34.30 [4] (0:11.10)	0:23.20 [4] (0:11.16)	0:12.04 [3] (0:12.04)						
Average Speed [km/h]	41.5	62.1	63.4	62.5	64.9	64.8	60.3						
Top Speed [km/h]	58.2	64.5	64.8	63.0	66.1	65.8	62.9						
Avg. Dist. to Rail [m]	1.6	2.2	1.9	1.3	4.2	5.2	6.0						
Avg. Stride Freq. [Hz]	2.2	2.4	2.4	2.4	2.5	2.5	2.4						
Avg. Stride Length [m]	5.9	7.2	7.3	7.2	7.4	7.3	6.9						



- [] Ranking at each section and finish
- .-.- No data available at this section
- NA No data available



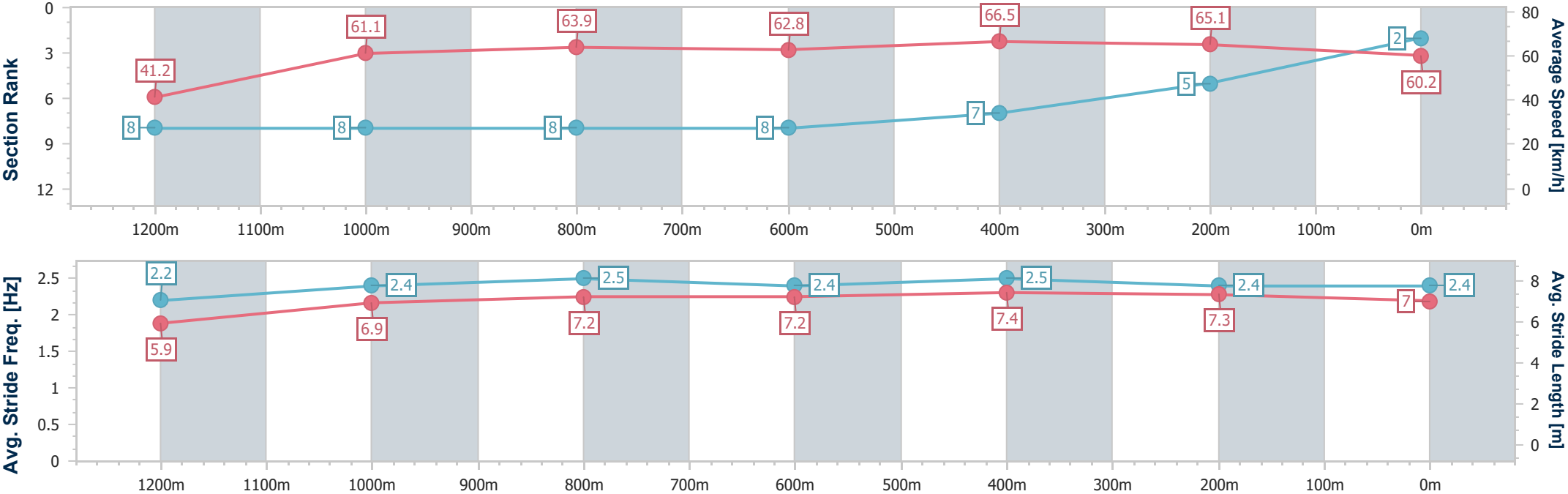
Horse/Jockey Name	Boom Crusher
Final Rank	2
Fastest Section Time (Section)	0:08.79 (Overall)
Top Speed [km/h] (Section)	67.4 (600m)
Race State	Finished



RockhamptonProfessional
Race 5: TAB RATINGS BAND 0 - 55 Handicap - 1300m
28 November 2025 - 14:08
Track Rating: Soft 5, Weather: Fine, Rail Position: +3.5m Entire



Section	Overall	1200m	1000m	800m	600m	400m	200m						
Section Times	1:17.44 [2] (0:08.79)	1:08.65 [8] (0:11.78)	0:56.87 [8] (0:11.20)	0:45.67 [8] (0:11.65)	0:34.02 [8] (0:10.87)	0:23.15 [7] (0:11.05)	0:12.10 [5]						
Average Speed [km/h]	41.2	61.1	63.9	62.8	66.5	65.1	60.2						
Top Speed [km/h]	58.8	64.4	64.8	64.0	67.4	66.9	63.5						
Avg. Dist. to Rail [m]	5.1	0.6	1.1	2.5	8.2	9.1	9.2						
Avg. Stride Freq. [Hz]	2.2	2.4	2.5	2.4	2.5	2.4	2.4						
Avg. Stride Length [m]	5.9	6.9	7.2	7.2	7.4	7.3	7.0						





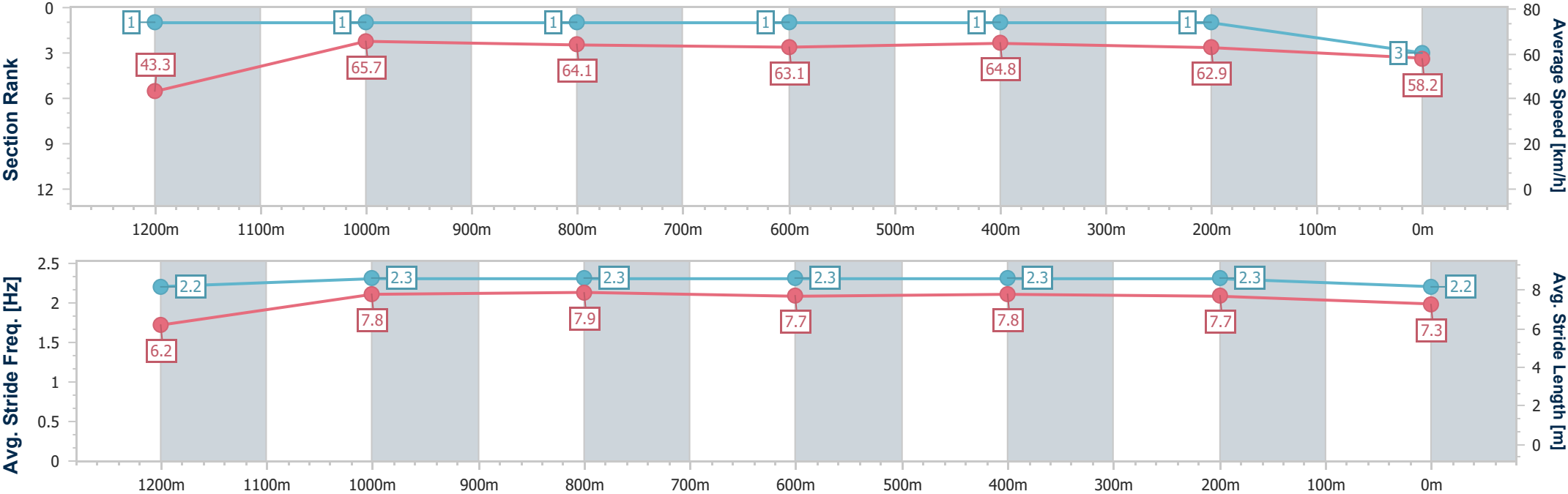
Horse/Jockey Name	Humble Hero
Final Rank	3
Fastest Section Time (Section)	0:08.36 (Overall)
Top Speed [km/h] (Section)	67.0 (1200m)
Race State	Finished



RockhamptonProfessional
Race 5: TAB RATINGS BAND 0 - 55 Handicap - 1300m
28 November 2025 - 14:08
Track Rating: Soft 5, Weather: Fine, Rail Position: +3.5m Entire



Section	Overall	1200m	1000m	800m	600m	400m	200m						
Section Times	1:17.45 [3] (0:08.36)	1:09.09 [1] (0:10.98)	0:58.11 [1] (0:11.36)	0:46.75 [1] (0:11.67)	0:35.08 [1] (0:11.12)	0:23.96 [1] (0:11.45)	0:12.51 [1] (0:12.51)						
Average Speed [km/h]	43.3	65.7	64.1	63.1	64.8	62.9	58.2						
Top Speed [km/h]	62.9	67.0	65.5	64.1	65.2	64.9	60.9						
Avg. Dist. to Rail [m]	3.6	1.5	1.7	2.7	3.6	3.4	3.1						
Avg. Stride Freq. [Hz]	2.2	2.3	2.3	2.3	2.3	2.3	2.2						
Avg. Stride Length [m]	6.2	7.8	7.9	7.7	7.8	7.7	7.3						





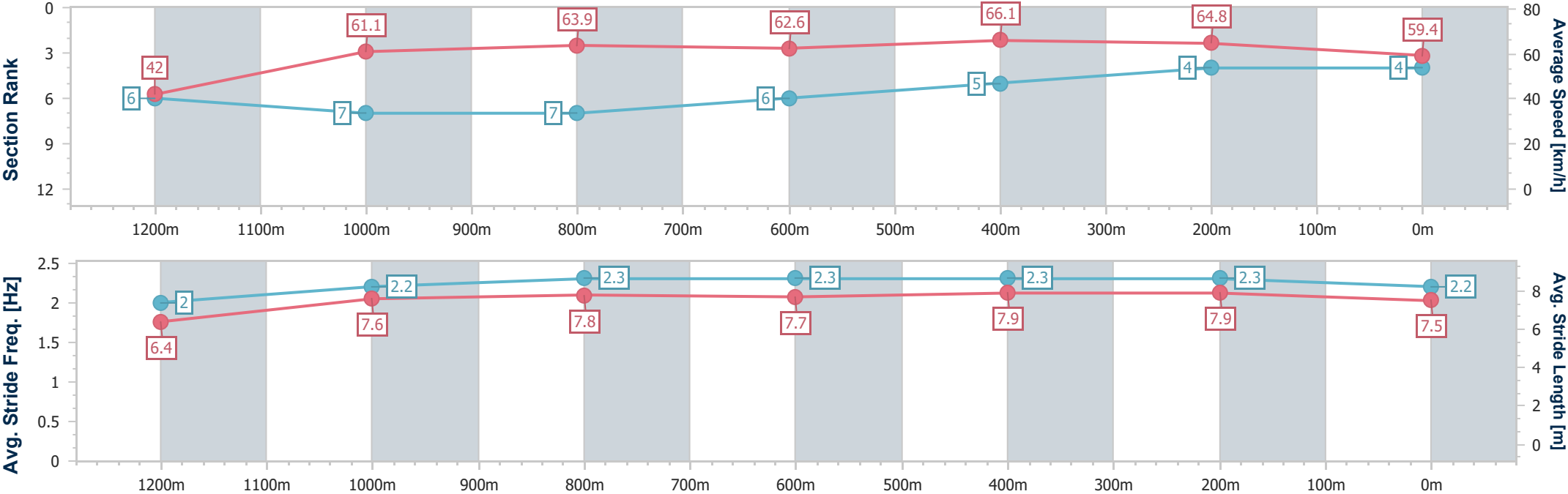
Horse/Jockey Name	Mr Grey
Final Rank	4
Fastest Section Time (Section)	0:08.60 (Overall)
Top Speed [km/h] (Section)	66.9 (600m)
Race State	Finished



RockhamptonProfessional
Race 5: TAB RATINGS BAND 0 - 55 Handicap - 1300m
28 November 2025 - 14:08
Track Rating: Soft 5, Weather: Fine, Rail Position: +3.5m Entire



Section	Overall	1200m	1000m	800m	600m	400m	200m						
Section Times	1:17.58 [4] (0:08.60)	1:08.98 [6] (0:11.81)	0:57.17 [7] (0:11.29)	0:45.88 [7] (0:11.57)	0:34.31 [6] (0:10.92)	0:23.39 [5] (0:11.13)	0:12.26 [4] (0:12.26)						
Average Speed [km/h]	42.0	61.1	63.9	62.6	66.1	64.8	59.4						
Top Speed [km/h]	58.6	64.3	64.8	64.0	66.9	66.4	62.2						
Avg. Dist. to Rail [m]	3.6	1.0	0.3	1.4	1.8	2.2	2.6						
Avg. Stride Freq. [Hz]	2.0	2.2	2.3	2.3	2.3	2.3	2.2						
Avg. Stride Length [m]	6.4	7.6	7.8	7.7	7.9	7.9	7.5						





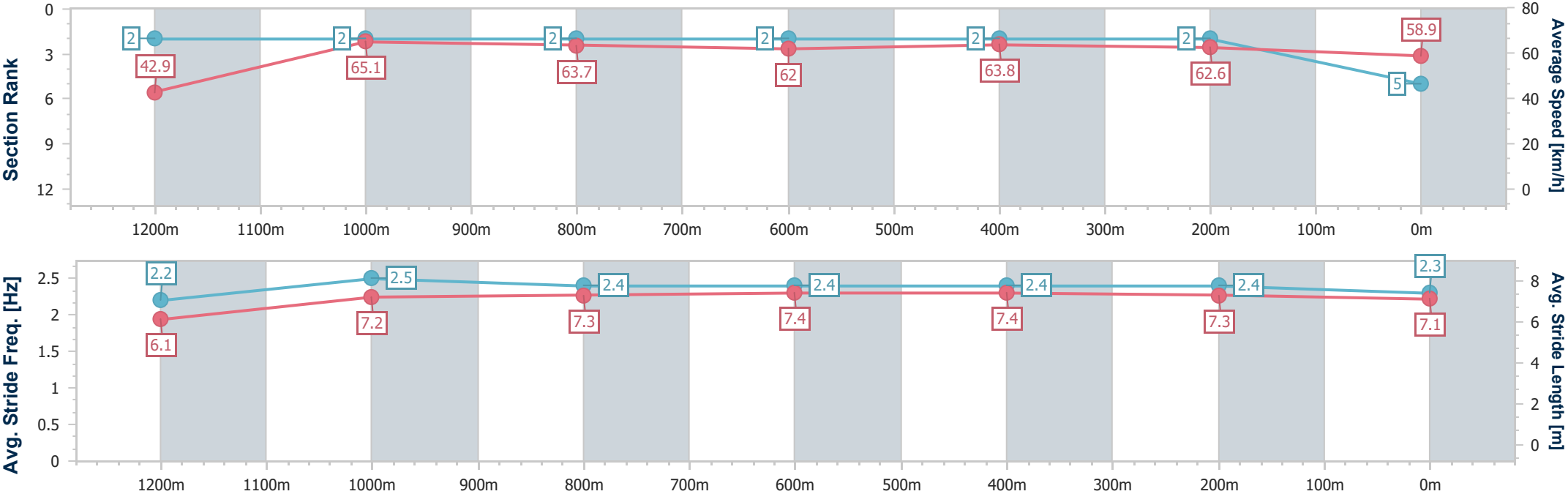
Horse/Jockey Name	Zouly
Final Rank	5
Fastest Section Time (Section)	0:08.37 (Overall)
Top Speed [km/h] (Section)	65.6 (1000m)
Race State	Finished



RockhamptonProfessional
Race 5: TAB RATINGS BAND 0 - 55 Handicap - 1300m
28 November 2025 - 14:08
Track Rating: Soft 5, Weather: Fine, Rail Position: +3.5m Entire



Section	Overall	1200m	1000m	800m	600m	400m	200m						
Section Times	1:17.59 [5] (0:08.37)	1:09.22 [2] (0:11.11)	0:58.11 [2] (0:11.25)	0:46.86 [2] (0:11.68)	0:35.18 [2] (0:11.29)	0:23.89 [2] (0:11.47)	0:12.42 [2] (0:12.42)						
Average Speed [km/h]	42.9	65.1	63.7	62.0	63.8	62.6	58.9						
Top Speed [km/h]	62.6	65.5	65.6	62.3	64.6	64.5	61.3						
Avg. Dist. to Rail [m]	3.4	0.8	0.7	0.9	1.8	2.0	2.2						
Avg. Stride Freq. [Hz]	2.2	2.5	2.4	2.4	2.4	2.4	2.3						
Avg. Stride Length [m]	6.1	7.2	7.3	7.4	7.4	7.3	7.1						





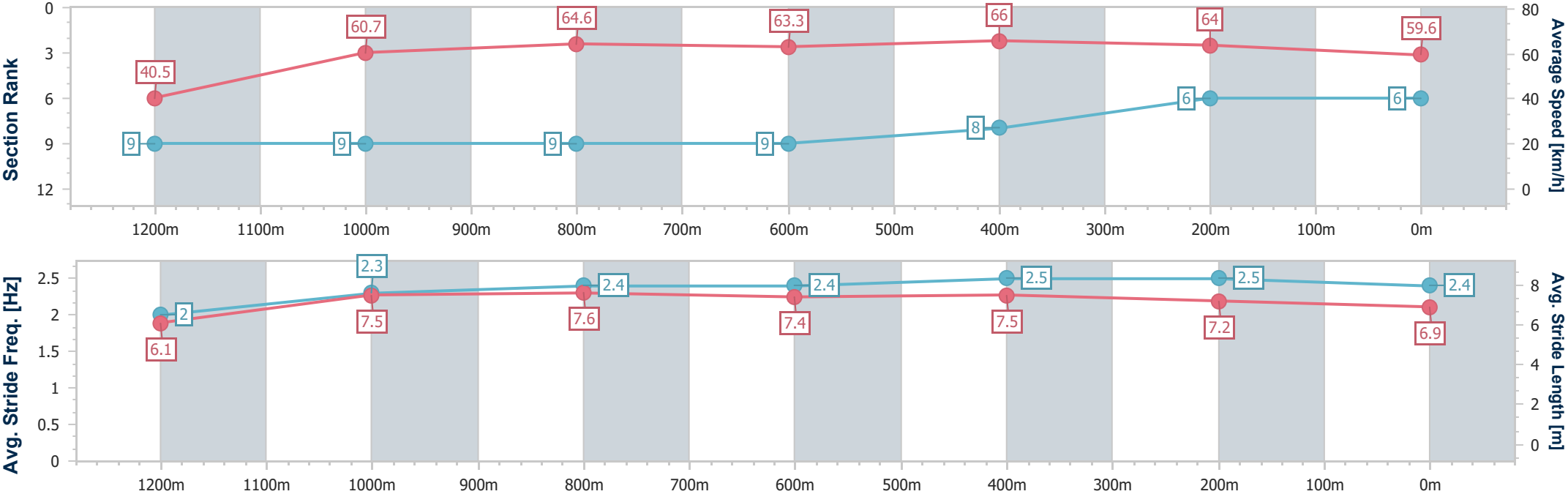
Horse/Jockey Name	Making History
Final Rank	6
Fastest Section Time (Section)	0:08.90 (Overall)
Top Speed [km/h] (Section)	66.7 (600m)
Race State	Finished



RockhamptonProfessional
Race 5: TAB RATINGS BAND 0 - 55 Handicap - 1300m
28 November 2025 - 14:08
Track Rating: Soft 5, Weather: Fine, Rail Position: +3.5m Entire



Section	Overall	1200m	1000m	800m	600m	400m	200m						
Section Times	1:17.85 [6] (0:08.90)	1:08.95 [9] (0:11.88)	0:57.07 [9] (0:11.16)	0:45.91 [9] (0:11.50)	0:34.41 [9] (0:10.93)	0:23.48 [8] (0:11.25)	0:12.23 [6] (0:12.23)						
Average Speed [km/h]	40.5	60.7	64.6	63.3	66.0	64.0	59.6						
Top Speed [km/h]	59.2	62.6	65.2	64.5	66.7	66.4	61.8						
Avg. Dist. to Rail [m]	4.4	0.4	0.5	1.7	5.4	7.8	8.6						
Avg. Stride Freq. [Hz]	2.0	2.3	2.4	2.4	2.5	2.5	2.4						
Avg. Stride Length [m]	6.1	7.5	7.6	7.4	7.5	7.2	6.9						





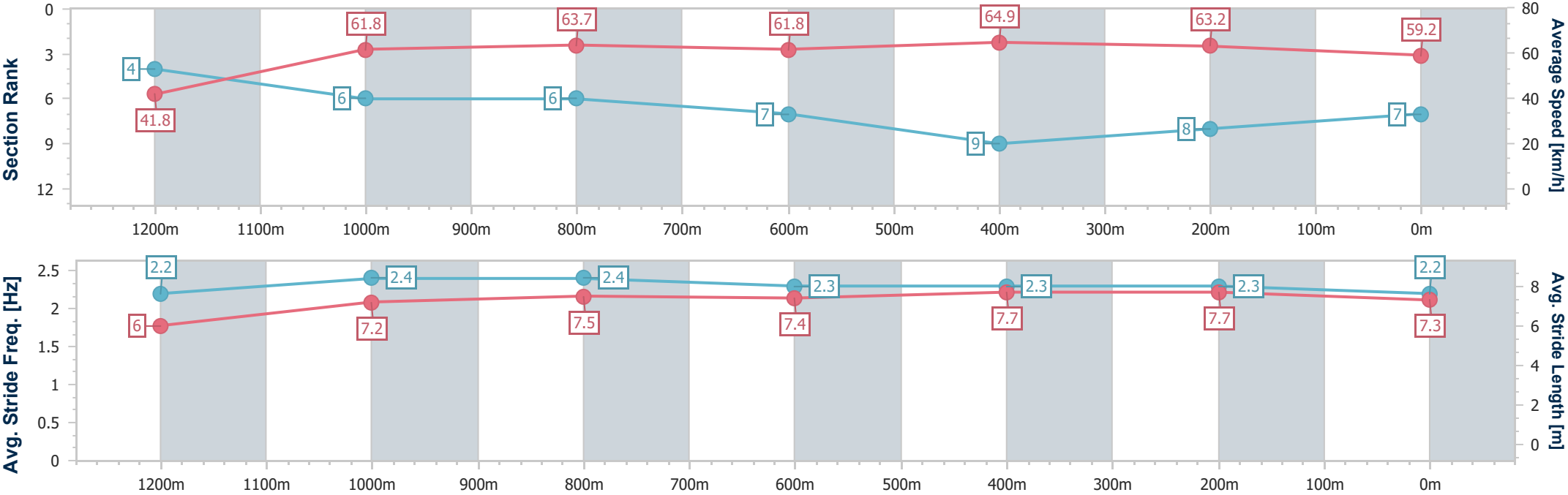
Horse/Jockey Name	Spellmaster
Final Rank	7
Fastest Section Time (Section)	0:08.57 (Overall)
Top Speed [km/h] (Section)	66.1 (1000m)
Race State	Finished



RockhamptonProfessional
Race 5: TAB RATINGS BAND 0 - 55 Handicap - 1300m
28 November 2025 - 14:08
Track Rating: Soft 5, Weather: Fine, Rail Position: +3.5m Entire



Section	Overall	1200m	1000m	800m	600m	400m	200m						
Section Times	1:18.17 [7] (0:08.57)	1:09.60 [4] (0:11.65)	0:57.95 [6] (0:11.36)	0:46.59 [6] (0:11.79)	0:34.80 [7] (0:11.10)	0:23.70 [9] (0:11.40)	0:12.30 [8]						
Average Speed [km/h]	41.8	61.8	63.7	61.8	64.9	63.2	59.2						
Top Speed [km/h]	57.5	65.6	66.1	62.6	65.9	65.7	61.3						
Avg. Dist. to Rail [m]	1.0	0.3	1.0	1.4	2.3	2.7	2.7						
Avg. Stride Freq. [Hz]	2.2	2.4	2.4	2.3	2.3	2.3	2.2						
Avg. Stride Length [m]	6.0	7.2	7.5	7.4	7.7	7.7	7.3						





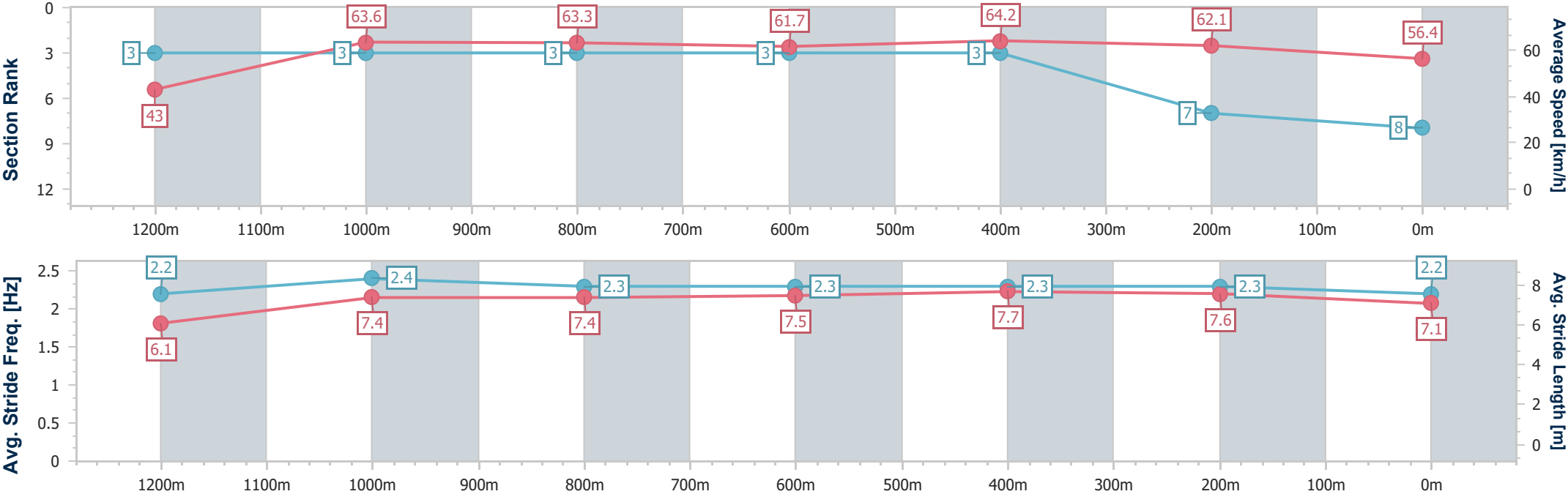
Horse/Jockey Name	Sheeza Fling
Final Rank	8
Fastest Section Time (Section)	0:08.41 (Overall)
Top Speed [km/h] (Section)	64.9 (600m)
Race State	Finished



RockhamptonProfessional
Race 5: TAB RATINGS BAND 0 - 55 Handicap - 1300m
28 November 2025 - 14:08
Track Rating: Soft 5, Weather: Fine, Rail Position: +3.5m Entire



Section	Overall	1200m	1000m	800m	600m	400m	200m						
Section Times	1:18.51 [8] (0:08.41)	1:10.10 [3] (0:11.26)	0:58.84 [3] (0:11.32)	0:47.52 [3] (0:11.79)	0:35.73 [3] (0:11.23)	0:24.50 [3] (0:11.62)	0:12.88 [7] (0:12.88)						
Average Speed [km/h]	43.0	63.6	63.3	61.7	64.2	62.1	56.4						
Top Speed [km/h]	61.7	64.6	64.6	62.8	64.9	63.6	60.8						
Avg. Dist. to Rail [m]	1.3	1.1	1.1	1.4	2.9	3.7	4.9						
Avg. Stride Freq. [Hz]	2.2	2.4	2.3	2.3	2.3	2.3	2.2						
Avg. Stride Length [m]	6.1	7.4	7.4	7.5	7.7	7.6	7.1						





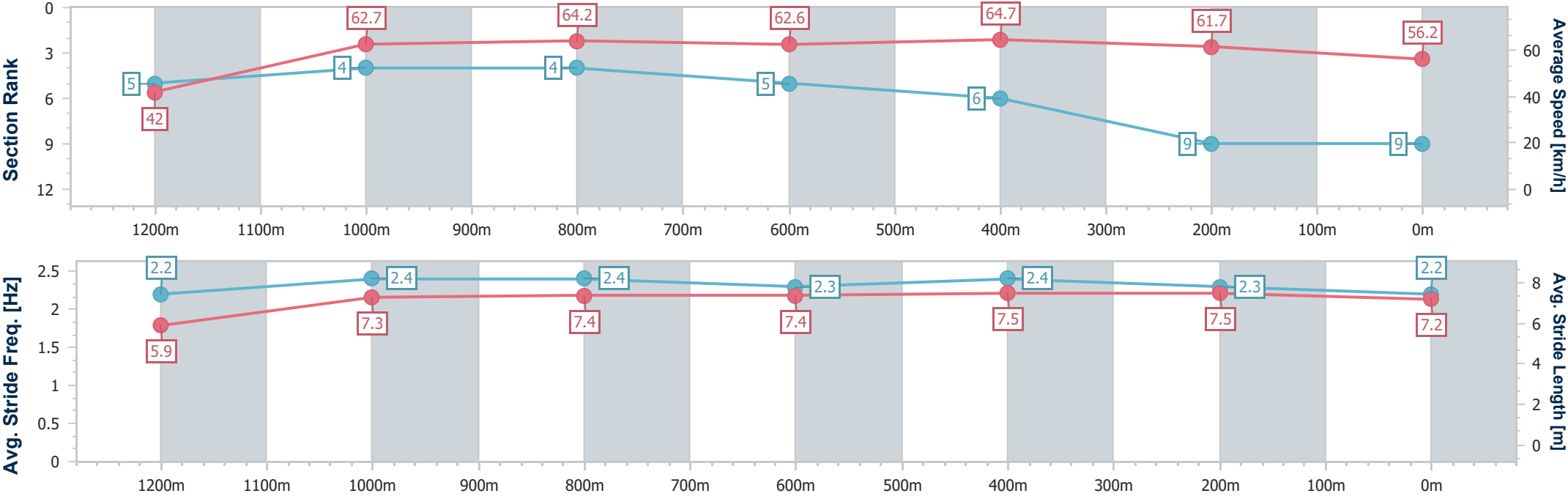
Horse/Jockey Name	Miss Rinehart
Final Rank	9
Fastest Section Time (Section)	0:08.59 (Overall)
Top Speed [km/h] (Section)	65.2 (600m)
Race State	Finished



RockhamptonProfessional
Race 5: TAB RATINGS BAND 0 - 55 Handicap - 1300m
28 November 2025 - 14:08
Track Rating: Soft 5, Weather: Fine, Rail Position: +3.5m Entire



Section	Overall	1200m	1000m	800m	600m	400m	200m						
Section Times	1:18.90 [9] (0:08.59)	1:10.31 [5] (0:11.54)	0:58.77 [4] (0:11.27)	0:47.50 [4] (0:11.73)	0:35.77 [5] (0:11.16)	0:24.61 [6] (0:11.69)	0:12.92 [9] (0:12.92)						
Average Speed [km/h]	42.0	62.7	64.2	62.6	64.7	61.7	56.2						
Top Speed [km/h]	58.3	64.3	65.1	63.7	65.2	63.7	59.1						
Avg. Dist. to Rail [m]	6.8	1.7	1.0	2.5	4.0	5.4	6.6						
Avg. Stride Freq. [Hz]	2.2	2.4	2.4	2.3	2.4	2.3	2.2						
Avg. Stride Length [m]	5.9	7.3	7.4	7.4	7.5	7.5	7.2						





Rockhampton Professional
Race 6: NEW ZEALAND THOROUGHBRED RACING BENCHMARK 55
Handicap - 1600m
28 November 2025 - 14:47



Track Rating: Soft 5, Weather: Fine, Rail Position: +3.5m Entire

Section						Overall	1400m	1200m	1000m	800m	600m	400m	Last 600m		
Field Times						1:36.96 (0:13.81)	1:23.15 (0:11.97)	1:11.18 (0:11.96)	0:59.22 (0:12.25)	0:46.97 (0:12.36)	0:34.61 (0:11.47)	0:23.14 (0:11.24)	0:34.61		
Rank	TAB	Horse/Jockey	Barrier	Top Speed [km/h]	Fastest Section										Distance Travelled [m]
1	10	JAY BEE ELL	4	66.2	0:11.11	1:36.96 [1]	1:22.53 [7]	1:10.32 [6]	0:58.37 [6]	0:46.20 [6]	0:33.98 [6]	0:22.85 [6]	0:33.98		
		Tasha Chambers		600m	400m	(0:14.43)	(0:12.21)	(0:11.95)	(0:12.17)	(0:12.22)	(0:11.13)	(0:11.11)			
2	8	SOUTHAVEN	3	65.1	0:11.24	1:36.97 [2]	1:23.16 [1]	1:11.19 [1]	0:59.23 [1]	0:46.98 [1]	0:34.62 [1]	0:23.15 [1]	0:34.62	-8	
		Tom Orr		400m	400m	(0:13.81)	(0:11.97)	(0:11.96)	(0:12.25)	(0:12.36)	(0:11.47)	(0:11.24)			
3	9	RUN FRED A RUN	9	66.7	0:11.07	1:37.02 [3]	1:22.60 [6]	1:10.34 [7]	0:58.36 [7]	0:46.24 [7]	0:34.02 [7]	0:22.95 [5]	0:34.02	-5	
		Chris McIver		400m	600m	(0:14.42)	(0:12.26)	(0:11.98)	(0:12.12)	(0:12.22)	(0:11.07)	(0:11.07)			
4	2	GENERAL WOLFFE	8	66.1	0:11.13	1:37.29 [4]	1:22.47 [9]	1:10.15 [9]	0:58.13 [9]	0:46.21 [9]	0:34.00 [9]	0:22.83 [8]	0:34.00	-7	
		Raul Silvera Olivera		600m	400m	(0:14.82)	(0:12.32)	(0:12.02)	(0:11.92)	(0:12.21)	(0:11.17)	(0:11.13)			
5	5	OUTTA CONTROL	2	64.8	0:11.24	1:37.29 [5]	1:23.17 [4]	1:11.17 [4]	0:59.18 [4]	0:46.96 [4]	0:34.63 [4]	0:23.23 [4]	0:34.63	-7	
		Ashley Butler		400m	400m	(0:14.12)	(0:12.00)	(0:11.99)	(0:12.22)	(0:12.33)	(0:11.40)	(0:11.24)			
6	1	CHAPARRAL CHASE	5	64.9	0:11.40	1:37.45 [6]	1:23.56 [2]	1:11.59 [3]	0:59.63 [2]	0:47.34 [2]	0:34.95 [2]	0:23.55 [2]	0:34.95	-5	
		Nikki Olzard		600m	600m	(0:13.89)	(0:11.97)	(0:11.96)	(0:12.29)	(0:12.39)	(0:11.40)	(0:11.50)			
7	11	LEICA BITA FUN	1	65.0	0:11.38	1:37.67 [7]	1:23.52 [5]	1:11.29 [5]	0:59.25 [5]	0:47.12 [5]	0:34.82 [5]	0:23.44 [7]	0:34.82	-8	
		Natalea Summers		600m	600m	(0:14.15)	(0:12.23)	(0:12.04)	(0:12.13)	(0:12.30)	(0:11.38)	(0:11.48)			
8	3	FITZROY STREET	6	64.8	0:11.35	1:37.72 [8]	1:23.62 [3]	1:11.87 [2]	0:59.72 [3]	0:47.56 [3]	0:35.09 [3]	0:23.74 [3]	0:35.09	-3	
		Ryan Wiggins		600m	600m	(0:14.10)	(0:11.75)	(0:12.15)	(0:12.16)	(0:12.47)	(0:11.35)	(0:11.54)			
9	4	NATIVE BEE	7	65.1	0:11.27	1:37.94 [9]	1:23.29 [8]	1:10.94 [8]	0:58.96 [8]	0:47.01 [8]	0:34.72 [8]	0:23.45 [9]	0:34.72	-2	
		Warwick Satherley		600m	600m	(0:14.65)	(0:12.35)	(0:11.98)	(0:11.95)	(0:12.29)	(0:11.27)	(0:11.31)			

Scratched: Roy's Road (#12), Whatjeudoin' (#7), Propose (#6)



Rockhampton Professional
Race 6: NEW ZEALAND THOROUGHBRED RACING BENCHMARK 55
Handicap - 1600m
28 November 2025 - 14:47



Track Rating: Soft 5, Weather: Fine, Rail Position: +3.5m Entire

Section Field Times				200m 0:11.90 (0:11.90)				Last 600m 0:34.61	
Rank	TAB	Horse/Jockey	Barrier	Top Speed [km/h]	Fastest Section	Margin		Distance Travelled [m]	
1	10	JAY BEE ELL	4	66.2	0:11.11	0:11.74 [3]	1:36.96	0:33.98	
		Tasha Chambers		600m	400m	(0:11.74)			
2	8	SOUTHAVEN	3	65.1	0:11.24	0:11.91 [1]	0.05L	0:34.62	-8
		Tom Orr		400m	400m	(0:11.91)			
3	9	RUN FRED A RUN	9	66.7	0:11.07	0:11.88 [2]	0.31L	0:34.02	-5
		Chris McIver		400m	600m	(0:11.88)			
4	2	GENERAL WOLFFE	8	66.1	0:11.13	0:11.70 [7]	1.92L	0:34.00	-7
		Raul Silvera Olivera		600m	400m	(0:11.70)			
5	5	OUTTA CONTROL	2	64.8	0:11.24	0:11.99 [4]	1.94L	0:34.63	-7
		Ashley Butler		400m	400m	(0:11.99)			
6	1	CHAPARRAL CHASE	5	64.9	0:11.40	0:12.05 [5]	2.84L	0:34.95	-5
		Nikki Olzard		600m	600m	(0:12.05)			
7	11	LEICA BITA FUN	1	65.0	0:11.38	0:11.96 [8]	4.14L	0:34.82	-8
		Natalea Summers		600m	600m	(0:11.96)			
8	3	FITZROY STREET	6	64.8	0:11.35	0:12.20 [6]	4.46L	0:35.09	-3
		Ryan Wiggins		600m	600m	(0:12.20)			
9	4	NATIVE BEE	7	65.1	0:11.27	0:12.14 [9]	5.74L	0:34.72	-2
		Warwick Satherley		600m	600m	(0:12.14)			

Scratched: Roy's Road (#12), Whatjeudoin' (#7), Propose (#6)



Horse/Jockey Name	Jay Bee Eli
Final Rank	1
Fastest Section Time (Section)	0:11.11 (400m)
Top Speed [km/h] (Section)	66.2 (600m)
Race State	Finished



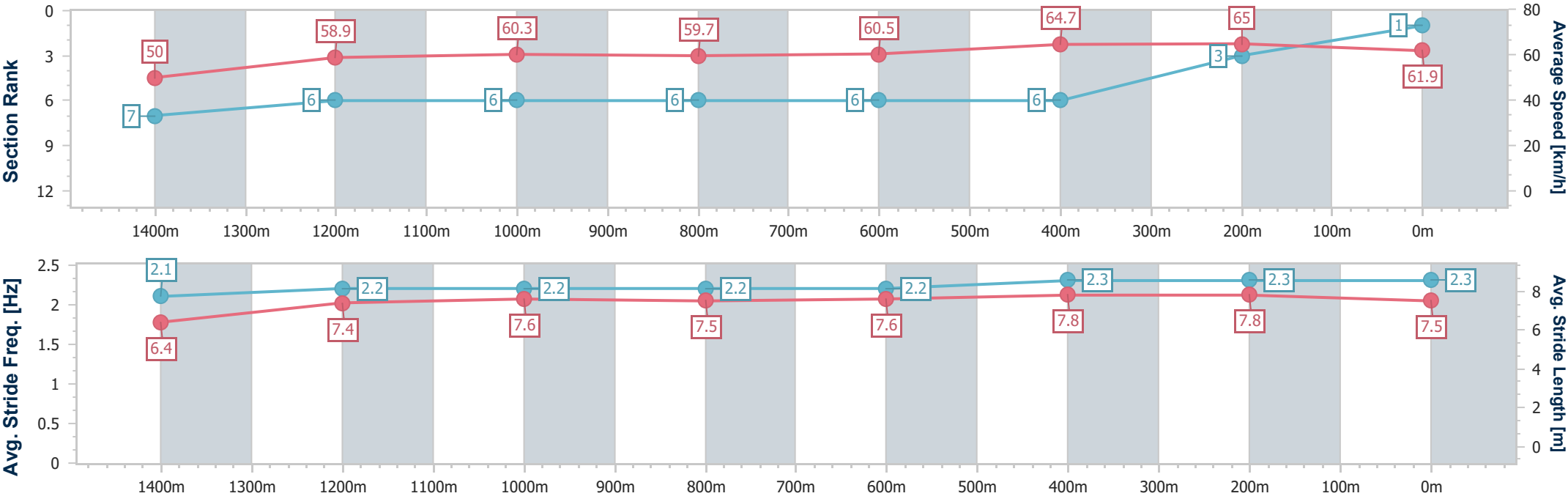
RockhamptonProfessional
Race 6: NEW ZEALAND THOROUGHBRED RACING
BENCHMARK 55 Handicap - 1600m

28 November 2025 - 14:47

Track Rating: Soft 5, Weather: Fine, Rail Position: +3.5m Entire



Section	Overall	1400m	1200m	1000m	800m	600m	400m	200m					
Section Times	1:36.96 [1] (0:14.43)	1:22.53 [7] (0:12.21)	1:10.32 [6] (0:11.95)	0:58.37 [6] (0:12.17)	0:46.20 [6] (0:12.22)	0:33.98 [6] (0:11.13)	0:22.85 [6] (0:11.11)	0:11.74 [3] (0:11.74)					
Average Speed [km/h]	50.0	58.9	60.3	59.7	60.5	64.7	65.0	61.9					
Top Speed [km/h]	59.5	60.1	61.3	61.3	62.9	66.2	66.2	63.8					
Avg. Dist. to Rail [m]	2.9	0.1	0.4	1.2	3.6	5.2	6.6	4.6					
Avg. Stride Freq. [Hz]	2.1	2.2	2.2	2.2	2.2	2.3	2.3	2.3					
Avg. Stride Length [m]	6.4	7.4	7.6	7.5	7.6	7.8	7.8	7.5					



[] Ranking at each section and finish
- - - - - No data available at this section
NA No data available



Horse/Jockey Name	Southaven
Final Rank	2
Fastest Section Time (Section)	0:11.24 (400m)
Top Speed [km/h] (Section)	65.1 (400m)
Race State	Finished



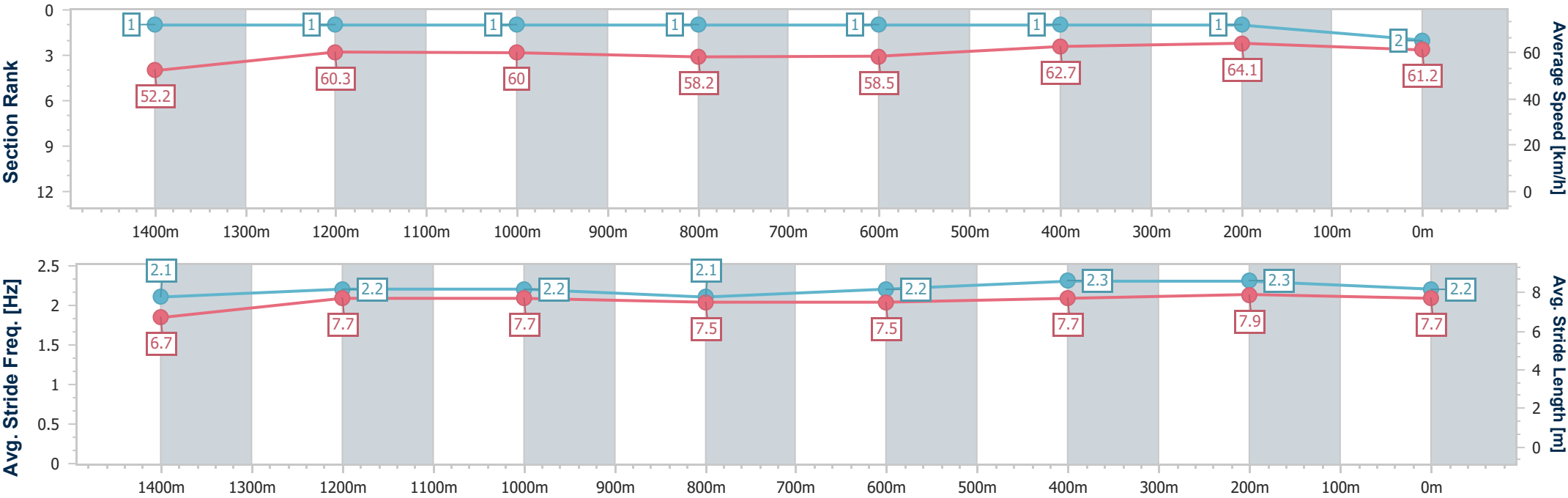
RockhamptonProfessional
Race 6: NEW ZEALAND THOROUGHBRED RACING
BENCHMARK 55 Handicap - 1600m

28 November 2025 - 14:47

Track Rating: Soft 5, Weather: Fine, Rail Position: +3.5m Entire



Section	Overall	1400m	1200m	1000m	800m	600m	400m	200m					
Section Times	1:36.97 [2] (0:13.81)	1:23.16 [1] (0:11.97)	1:11.19 [1] (0:11.96)	0:59.23 [1] (0:12.25)	0:46.98 [1] (0:12.36)	0:34.62 [1] (0:11.47)	0:23.15 [1] (0:11.24)	0:11.91 [1] (0:11.91)					
Average Speed [km/h]	52.2	60.3	60.0	58.2	58.5	62.7	64.1	61.2					
Top Speed [km/h]	60.3	61.9	61.0	59.9	59.4	65.0	65.1	63.1					
Avg. Dist. to Rail [m]	2.6	1.5	1.4	1.4	0.7	0.8	1.9	1.5					
Avg. Stride Freq. [Hz]	2.1	2.2	2.2	2.1	2.2	2.3	2.3	2.2					
Avg. Stride Length [m]	6.7	7.7	7.7	7.5	7.5	7.7	7.9	7.7					



- [] Ranking at each section and finish
- .-.- No data available at this section
- NA No data available



Horse/Jockey Name	Run Freda Run
Final Rank	3
Fastest Section Time (Section)	0:11.07 (600m)
Top Speed [km/h] (Section)	66.7 (400m)
Race State	Finished

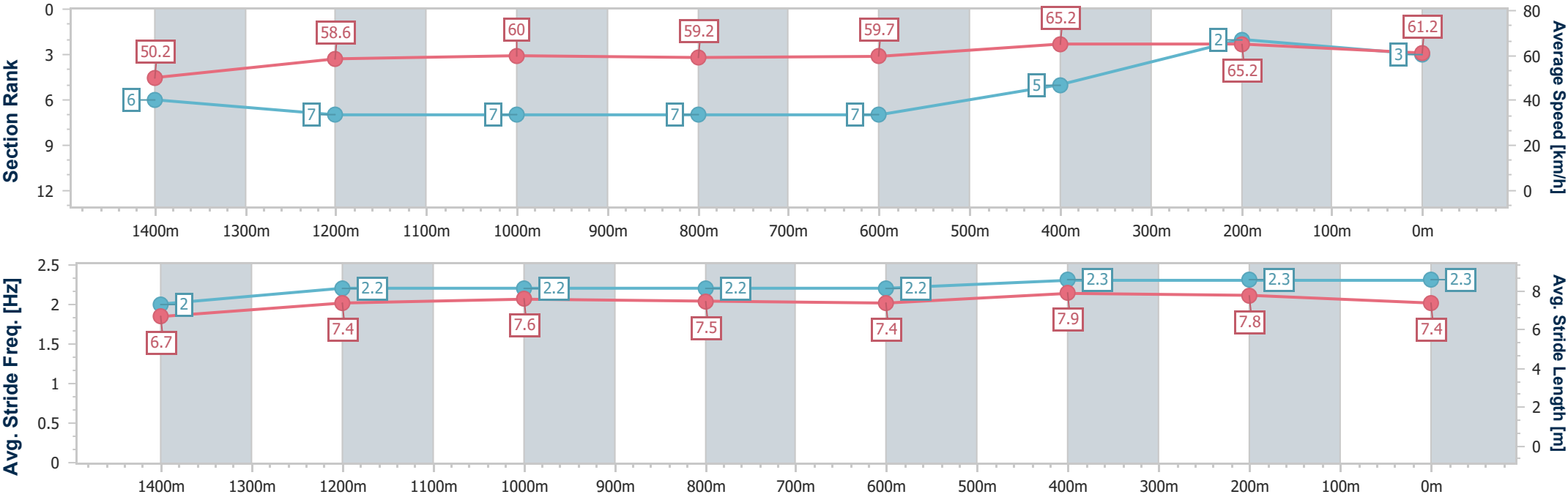


RockhamptonProfessional
Race 6: NEW ZEALAND THOROUGHBRED RACING
BENCHMARK 55 Handicap - 1600m
28 November 2025 - 14:47



Track Rating: Soft 5, Weather: Fine, Rail Position: +3.5m Entire

Section	Overall	1400m	1200m	1000m	800m	600m	400m	200m					
Section Times	1:37.02 [3] (0:14.42)	1:22.60 [6] (0:12.26)	1:10.34 [7] (0:11.98)	0:58.36 [7] (0:12.12)	0:46.24 [7] (0:12.22)	0:34.02 [7] (0:11.07)	0:22.95 [5] (0:11.07)	0:11.88 [2] (0:11.88)					
Average Speed [km/h]	50.2	58.6	60.0	59.2	59.7	65.2	65.2	61.2					
Top Speed [km/h]	61.4	60.1	61.4	61.4	63.9	66.7	66.7	63.7					
Avg. Dist. to Rail [m]	5.0	1.4	1.7	1.1	2.0	1.8	1.2	1.8					
Avg. Stride Freq. [Hz]	2.0	2.2	2.2	2.2	2.2	2.3	2.3	2.3					
Avg. Stride Length [m]	6.7	7.4	7.6	7.5	7.4	7.9	7.8	7.4					





Horse/Jockey Name	General Wolffe
Final Rank	4
Fastest Section Time (Section)	0:11.13 (400m)
Top Speed [km/h] (Section)	66.1 (600m)
Race State	Finished



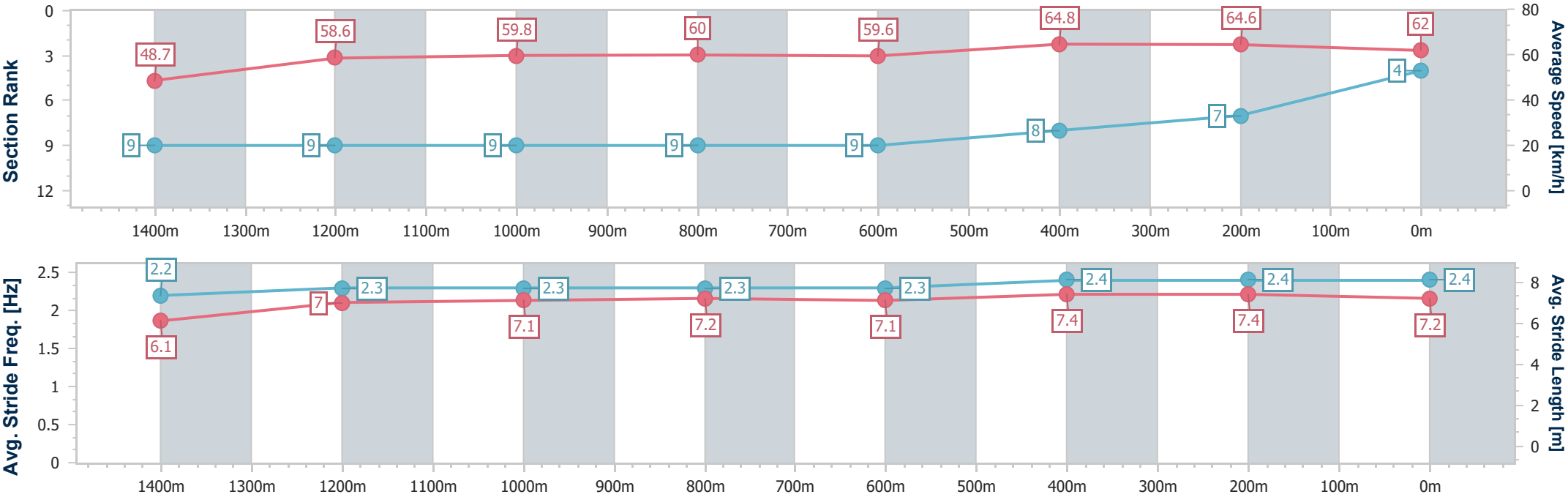
RockhamptonProfessional
Race 6: NEW ZEALAND THOROUGHBRED RACING
BENCHMARK 55 Handicap - 1600m

28 November 2025 - 14:47

Track Rating: Soft 5, Weather: Fine, Rail Position: +3.5m Entire



Section	Overall	1400m	1200m	1000m	800m	600m	400m	200m					
Section Times	1:37.29 [4] (0:14.82)	1:22.47 [9] (0:12.32)	1:10.15 [9] (0:12.02)	0:58.13 [9] (0:11.92)	0:46.21 [9] (0:12.21)	0:34.00 [9] (0:11.17)	0:22.83 [8] (0:11.13)	0:11.70 [7] (0:11.70)					
Average Speed [km/h]	48.7	58.6	59.8	60.0	59.6	64.8	64.6	62.0					
Top Speed [km/h]	57.9	60.1	60.8	60.9	62.3	66.1	65.7	64.2					
Avg. Dist. to Rail [m]	4.8	1.5	1.2	0.9	1.3	2.6	2.6	2.7					
Avg. Stride Freq. [Hz]	2.2	2.3	2.3	2.3	2.3	2.4	2.4	2.4					
Avg. Stride Length [m]	6.1	7.0	7.1	7.2	7.1	7.4	7.4	7.2					





Horse/Jockey Name	Outta Control
Final Rank	5
Fastest Section Time (Section)	0:11.24 (400m)
Top Speed [km/h] (Section)	64.8 (400m)
Race State	Finished



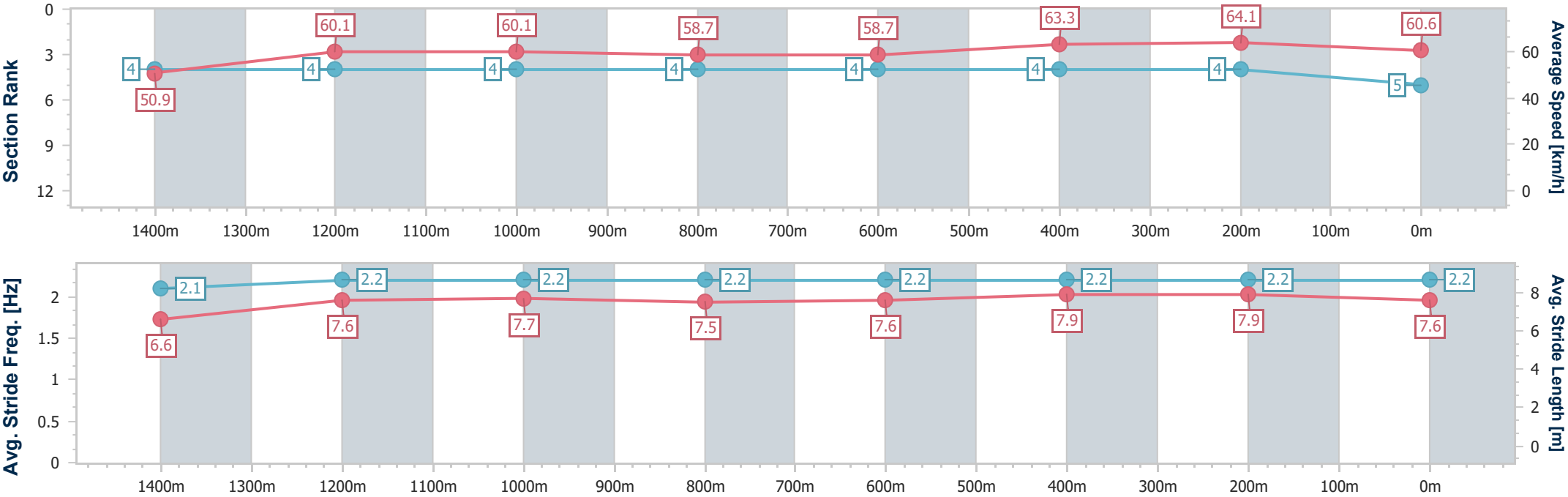
RockhamptonProfessional
Race 6: NEW ZEALAND THOROUGHBRED RACING
BENCHMARK 55 Handicap - 1600m

28 November 2025 - 14:47

Track Rating: Soft 5, Weather: Fine, Rail Position: +3.5m Entire



Section	Overall	1400m	1200m	1000m	800m	600m	400m	200m					
Section Times	1:37.29 [5] (0:14.12)	1:23.17 [4] (0:12.00)	1:11.17 [4] (0:11.99)	0:59.18 [4] (0:12.22)	0:46.96 [4] (0:12.33)	0:34.63 [4] (0:11.40)	0:23.23 [4] (0:11.24)	0:11.99 [4] (0:11.99)					
Average Speed [km/h]	50.9	60.1	60.1	58.7	58.7	63.3	64.1	60.6					
Top Speed [km/h]	60.0	61.3	61.0	60.4	61.0	64.7	64.8	64.2					
Avg. Dist. to Rail [m]	2.1	0.3	0.9	0.6	1.0	2.2	3.4	4.4					
Avg. Stride Freq. [Hz]	2.1	2.2	2.2	2.2	2.2	2.2	2.2	2.2					
Avg. Stride Length [m]	6.6	7.6	7.7	7.5	7.6	7.9	7.9	7.6					





Horse/Jockey Name	Chaparral Chase
Final Rank	6
Fastest Section Time (Section)	0:11.40 (600m)
Top Speed [km/h] (Section)	64.9 (600m)
Race State	Finished



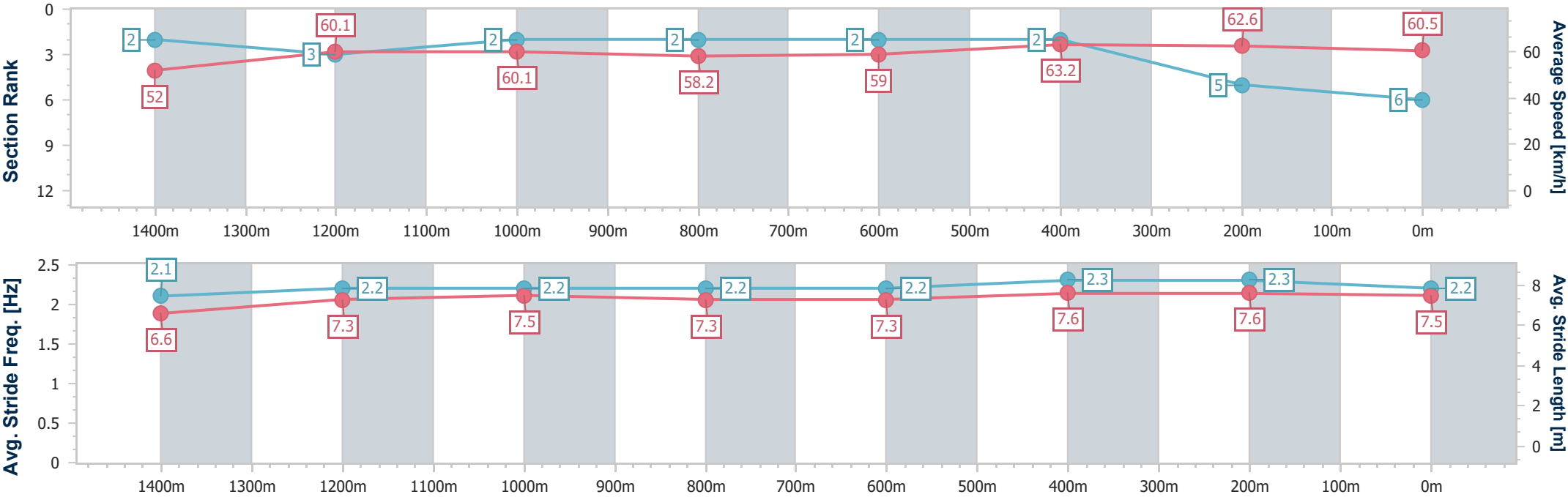
RockhamptonProfessional
Race 6: NEW ZEALAND THOROUGHBRED RACING
BENCHMARK 55 Handicap - 1600m

28 November 2025 - 14:47

Track Rating: Soft 5, Weather: Fine, Rail Position: +3.5m Entire



Section	Overall	1400m	1200m	1000m	800m	600m	400m	200m					
Section Times	1:37.45 [6] (0:13.89)	1:23.56 [2] (0:11.97)	1:11.59 [3] (0:11.96)	0:59.63 [2] (0:12.29)	0:47.34 [2] (0:12.39)	0:34.95 [2] (0:11.40)	0:23.55 [2] (0:11.50)	0:12.05 [5] (0:12.05)					
Average Speed [km/h]	52.0	60.1	60.1	58.2	59.0	63.2	62.6	60.5					
Top Speed [km/h]	59.0	61.4	61.1	59.3	61.1	64.9	64.9	61.7					
Avg. Dist. to Rail [m]	3.0	0.5	0.7	0.9	1.9	2.8	4.5	4.8					
Avg. Stride Freq. [Hz]	2.1	2.2	2.2	2.2	2.2	2.3	2.3	2.2					
Avg. Stride Length [m]	6.6	7.3	7.5	7.3	7.3	7.6	7.6	7.5					





Horse/Jockey Name	Leica Bitu Fun
Final Rank	7
Fastest Section Time (Section)	0:11.38 (600m)
Top Speed [km/h] (Section)	65.0 (600m)
Race State	Finished



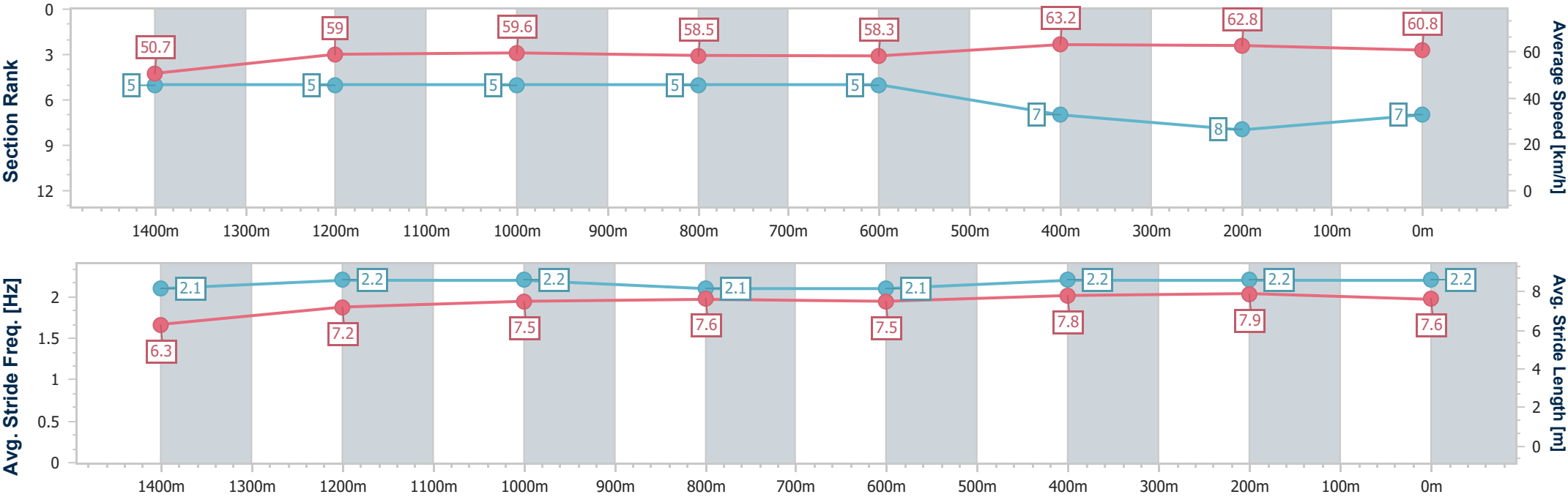
RockhamptonProfessional
Race 6: NEW ZEALAND THOROUGHBRED RACING
BENCHMARK 55 Handicap - 1600m

28 November 2025 - 14:47

Track Rating: Soft 5, Weather: Fine, Rail Position: +3.5m Entire



Section	Overall	1400m	1200m	1000m	800m	600m	400m	200m					
Section Times	1:37.67 [7] (0:14.15)	1:23.52 [5] (0:12.23)	1:11.29 [5] (0:12.04)	0:59.25 [5] (0:12.13)	0:47.12 [5] (0:12.30)	0:34.82 [5] (0:11.38)	0:23.44 [7] (0:11.48)	0:11.96 [8] (0:11.96)					
Average Speed [km/h]	50.7	59.0	59.6	58.5	58.3	63.2	62.8	60.8					
Top Speed [km/h]	59.2	60.5	61.4	60.7	60.5	65.0	64.7	62.3					
Avg. Dist. to Rail [m]	1.7	0.9	1.6	2.7	1.5	3.0	4.0	3.3					
Avg. Stride Freq. [Hz]	2.1	2.2	2.2	2.1	2.1	2.2	2.2	2.2					
Avg. Stride Length [m]	6.3	7.2	7.5	7.6	7.5	7.8	7.9	7.6					



- [] Ranking at each section and finish
- .-.- No data available at this section
- NA No data available



Horse/Jockey Name	Fitzroy Street
Final Rank	8
Fastest Section Time (Section)	0:11.35 (600m)
Top Speed [km/h] (Section)	64.8 (600m)
Race State	Finished



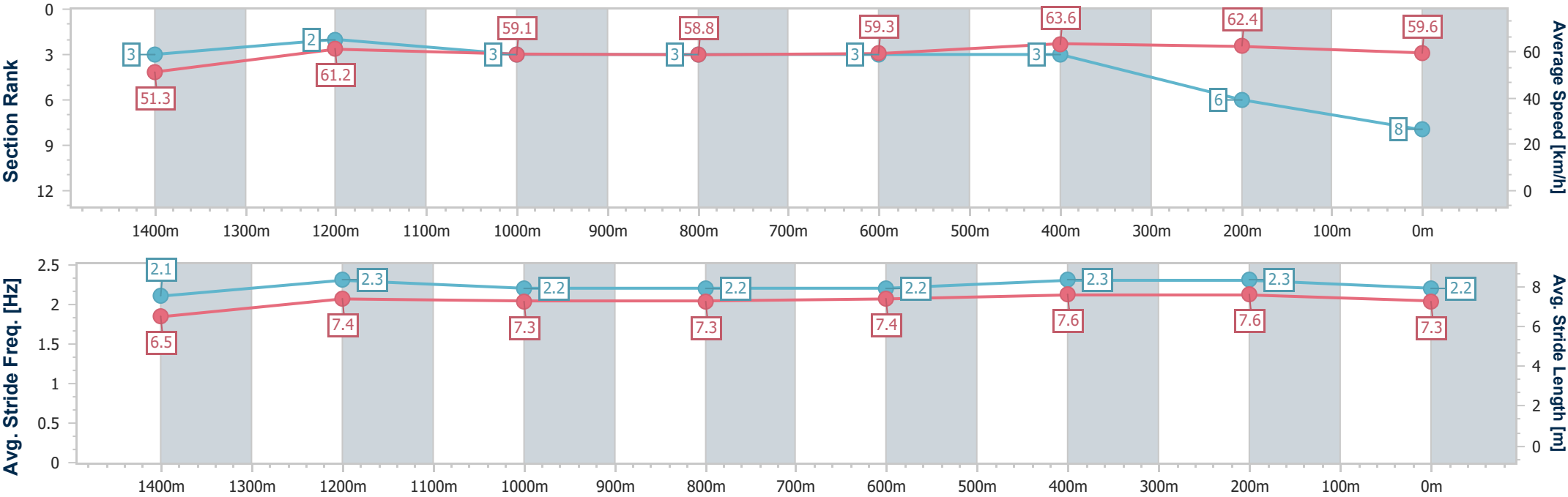
RockhamptonProfessional
Race 6: NEW ZEALAND THOROUGHBRED RACING
BENCHMARK 55 Handicap - 1600m

28 November 2025 - 14:47

Track Rating: Soft 5, Weather: Fine, Rail Position: +3.5m Entire



Section	Overall	1400m	1200m	1000m	800m	600m	400m	200m					
Section Times	1:37.72 [8] (0:14.10)	1:23.62 [3] (0:11.75)	1:11.87 [2] (0:12.15)	0:59.72 [3] (0:12.16)	0:47.56 [3] (0:12.47)	0:35.09 [3] (0:11.35)	0:23.74 [3] (0:11.54)	0:12.20 [6] (0:12.20)					
Average Speed [km/h]	51.3	61.2	59.1	58.8	59.3	63.6	62.4	59.6					
Top Speed [km/h]	60.7	61.7	60.0	60.1	61.9	64.8	64.7	61.2					
Avg. Dist. to Rail [m]	4.4	0.7	1.1	1.4	3.3	4.3	4.7	5.2					
Avg. Stride Freq. [Hz]	2.1	2.3	2.2	2.2	2.2	2.3	2.3	2.2					
Avg. Stride Length [m]	6.5	7.4	7.3	7.3	7.4	7.6	7.6	7.3					





Horse/Jockey Name	Native Bee
Final Rank	9
Fastest Section Time (Section)	0:11.27 (600m)
Top Speed [km/h] (Section)	65.1 (600m)
Race State	Finished



RockhamptonProfessional
Race 6: NEW ZEALAND THOROUGHBRED RACING
BENCHMARK 55 Handicap - 1600m

28 November 2025 - 14:47

Track Rating: Soft 5, Weather: Fine, Rail Position: +3.5m Entire



Section	Overall	1400m	1200m	1000m	800m	600m	400m	200m					
Section Times	1:37.94 [9] (0:14.65)	1:23.29 [8] (0:12.35)	1:10.94 [8] (0:11.98)	0:58.96 [8] (0:11.95)	0:47.01 [8] (0:12.29)	0:34.72 [8] (0:11.27)	0:23.45 [9] (0:11.31)	0:12.14 [9] (0:12.14)					
Average Speed [km/h]	49.2	58.2	60.2	60.3	60.2	63.9	63.9	59.8					
Top Speed [km/h]	58.6	59.6	60.6	61.3	62.1	65.1	65.0	62.8					
Avg. Dist. to Rail [m]	4.6	0.2	0.2	0.6	3.3	3.6	3.4	4.8					
Avg. Stride Freq. [Hz]	2.1	2.3	2.3	2.3	2.3	2.4	2.4	2.3					
Avg. Stride Length [m]	6.3	7.1	7.2	7.3	7.2	7.5	7.6	7.2					

