



Toowoomba Professional

Race 1: SUB-ZERO AIRCONDITIONING Class 2 Handicap - 1100m

29 November 2025 - 17:19



Track Rating: Good 4, Weather: Fine, Rail Position: True Entire Course.

Section		Overall				1000m	800m	600m	400m	200m	Last 600m		
Field Times		1:05.88				0:57.61	0:47.03	0:36.13	0:24.35	0:12.39	0:36.13		
		(0:08.27)				(0:10.58)	(0:10.90)	(0:11.78)	(0:11.96)	(0:12.39)			
Rank	TAB	Horse/Jockey	Barrier	Top Speed [km/h]	Fastest Section							Margin	Distance Travelled [m]
1	1	CONCESSION	3	67.6	0:08.51	1:05.88 [1]	0:57.37 [3]	0:46.49 [2]	0:35.61 [3]	0:24.31 [2]	0:12.39 [1]	1:05.88	0:35.61
		Montana Philpot		1000m	Overall	(0:08.51)	(0:10.88)	(0:10.88)	(0:11.30)	(0:11.92)	(0:12.39)		
2	5	I'M LUCKY TWO	6	66.6	0:08.40	1:06.06 [2]	0:57.66 [2]	0:46.63 [4]	0:35.57 [4]	0:24.20 [4]	0:12.41 [3]	1.09L	0:35.57 +7
		Olivia Kendal		1000m	Overall	(0:08.40)	(0:11.03)	(0:11.06)	(0:11.37)	(0:11.79)	(0:12.41)		
3	2	ZOUCHASE	4	68.0	0:08.70	1:06.33 [3]	0:57.63 [5]	0:46.90 [3]	0:36.16 [2]	0:24.74 [3]	0:12.72 [2]	2.66L	0:36.16 +4
		Sarah Robbins		1000m	Overall	(0:08.70)	(0:10.73)	(0:10.74)	(0:11.42)	(0:12.02)	(0:12.72)		
4	16	DUCHESS BREE	9	65.5	0:08.94	1:06.42 [4]	0:57.48 [6]	0:46.05 [6]	0:34.74 [8]	0:23.66 [7]	0:12.14 [6]	3.2L	0:34.74 +6
		Erin Molloy		800m	Overall	(0:08.94)	(0:11.43)	(0:11.31)	(0:11.08)	(0:11.52)	(0:12.14)		
5	7	LAVONI	10	67.0	0:09.34	1:06.69 [5]	0:57.35 [8]	0:45.98 [8]	0:35.02 [7]	0:23.84 [8]	0:12.19 [8]	4.79L	0:35.02 +1
		Chloe Lowe		800m	Overall	(0:09.34)	(0:11.37)	(0:10.96)	(0:11.18)	(0:11.65)	(0:12.19)		
6	10	BONTOBEWILD	1	67.0	0:08.59	1:07.02 [6]	0:58.43 [4]	0:47.46 [5]	0:36.36 [5]	0:24.62 [5]	0:12.60 [7]	6.72L	0:36.36 +1
		Brooke Stower		800m	Overall	(0:08.59)	(0:10.97)	(0:11.10)	(0:11.74)	(0:12.02)	(0:12.60)		
7	14	ABOVE THE WORLD	8	66.3	0:09.52	1:07.95 [7]	0:58.43 [9]	0:47.00 [10]	0:35.86 [9]	0:24.49 [9]	0:12.72 [9]	12.22L	0:35.86 +3
		Jade Metcalfe		1000m	Overall	(0:09.52)	(0:11.43)	(0:11.14)	(0:11.37)	(0:11.77)	(0:12.72)		
8	6	CHILPUR	5	68.9	0:08.27	1:08.46 [8]	1:00.19 [1]	0:49.61 [1]	0:38.71 [1]	0:26.93 [1]	0:14.42 [5]	15.23L	0:38.71 +6
		Georgina Cartwright		1000m	Overall	(0:08.27)	(0:10.58)	(0:10.90)	(0:11.78)	(0:12.51)	(0:14.42)		
9	9	SILVER GLITTER	2	65.8	0:09.58	1:10.16 [9]	1:00.58 [10]	0:49.25 [9]	0:38.05 [10]	0:26.27 [10]	0:13.86 [10]	25.19L	0:38.05 +2
		Montanna Savva		1000m	Overall	(0:09.58)	(0:11.33)	(0:11.20)	(0:11.78)	(0:12.41)	(0:13.86)		

Did Not Finish: Dubious Six (#4)

Scratched: Mystery Power (#8), Quarter Red (#12), Master Miyagi (#13), Turn Up The Music (#17), Sweet About Me (#15), Darth Invader (#3), Dubble Hussle (#11)



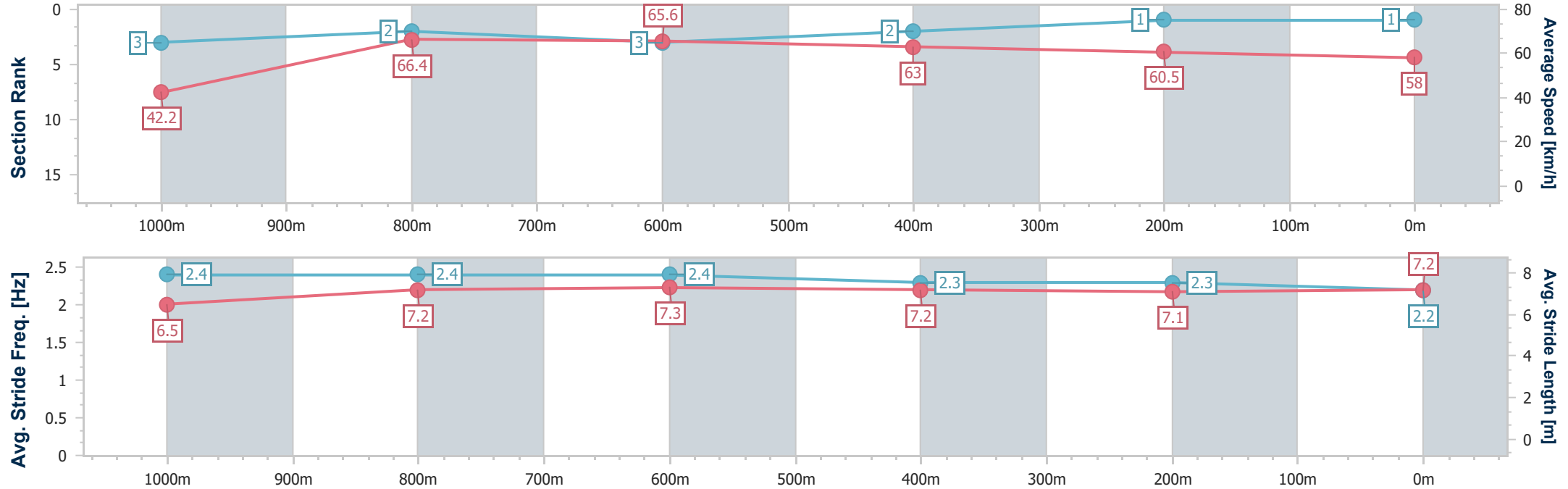
Horse/Jockey Name	Concession
Final Rank	1
Fastest Section Time (Section)	0:08.51 (Overall)
Top Speed [km/h] (Section)	67.6 (1000m)
Race State	Finished



ToowoombaProfessional
Race 1: SUB-ZERO AIRCONDITIONING Class 2 Handicap - 1100m
29 November 2025 - 17:19
Track Rating: Good 4, Weather: Fine, Rail Position: True Entire Course.



Section	Overall	1000m	800m	600m	400m	200m							
Section Times	1:05.88 [1] (0:08.51)	0:57.37 [3] (0:10.88)	0:46.49 [2] (0:10.88)	0:35.61 [3] (0:11.30)	0:24.31 [2] (0:11.92)	0:12.39 [1] (0:12.39)							
Average Speed [km/h]	42.2	66.4	65.6	63.0	60.5	58.0							
Top Speed [km/h]	63.5	67.6	67.5	65.1	61.6	59.8							
Avg. Dist. to Rail [m]	5.5	1.8	2.7	1.9	1.6	2.6							
Avg. Stride Freq. [Hz]	2.4	2.4	2.4	2.3	2.3	2.2							
Avg. Stride Length [m]	6.5	7.2	7.3	7.2	7.1	7.2							



[] Ranking at each section and finish
-.-.- No data available at this section
NA No data available



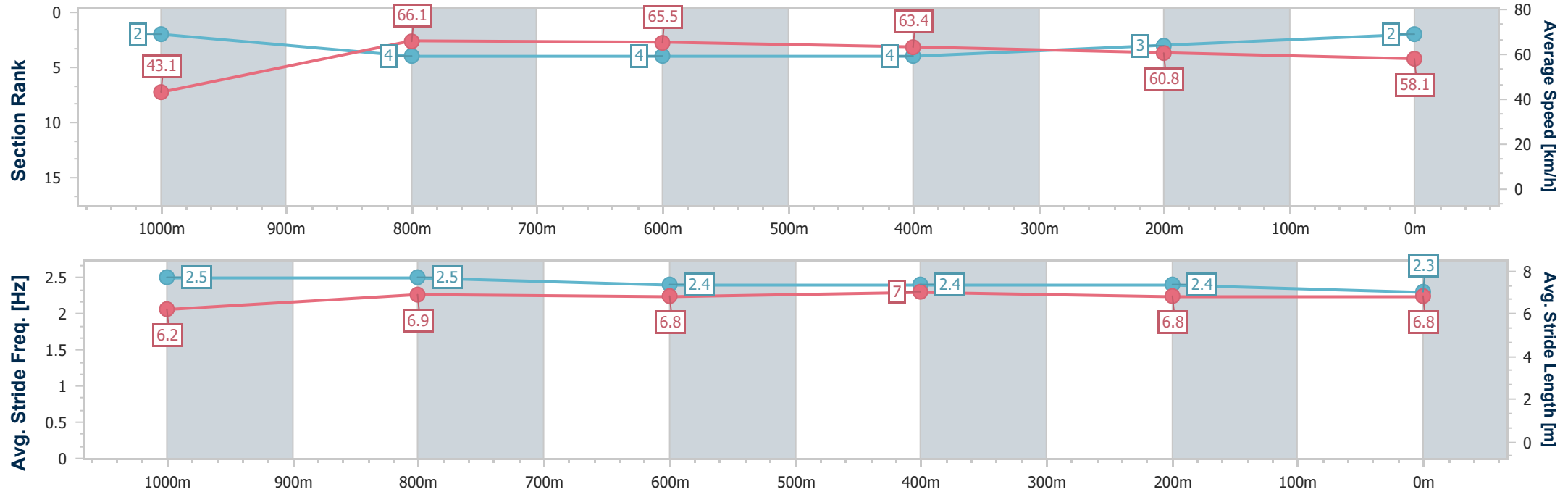
Horse/Jockey Name	I'm Lucky Two
Final Rank	2
Fastest Section Time (Section)	0:08.40 (Overall)
Top Speed [km/h] (Section)	66.6 (1000m)
Race State	Finished



ToowoombaProfessional
Race 1: SUB-ZERO AIRCONDITIONING Class 2 Handicap - 1100m
29 November 2025 - 17:19
Track Rating: Good 4, Weather: Fine, Rail Position: True Entire Course.



Section	Overall	1000m	800m	600m	400m	200m								
Section Times	1:06.06 [2] (0:08.40)	0:57.66 [2] (0:11.03)	0:46.63 [4] (0:11.06)	0:35.57 [4] (0:11.37)	0:24.20 [4] (0:11.79)	0:12.41 [3] (0:12.41)								
Average Speed [km/h]	43.1	66.1	65.5	63.4	60.8	58.1								
Top Speed [km/h]	63.2	66.6	66.6	64.5	62.7	60.4								
Avg. Dist. to Rail [m]	9.7	4.0	1.8	0.6	0.7	0.9								
Avg. Stride Freq. [Hz]	2.5	2.5	2.4	2.4	2.4	2.3								
Avg. Stride Length [m]	6.2	6.9	6.8	7.0	6.8	6.8								



[] Ranking at each section and finish
-.-.- No data available at this section
NA No data available



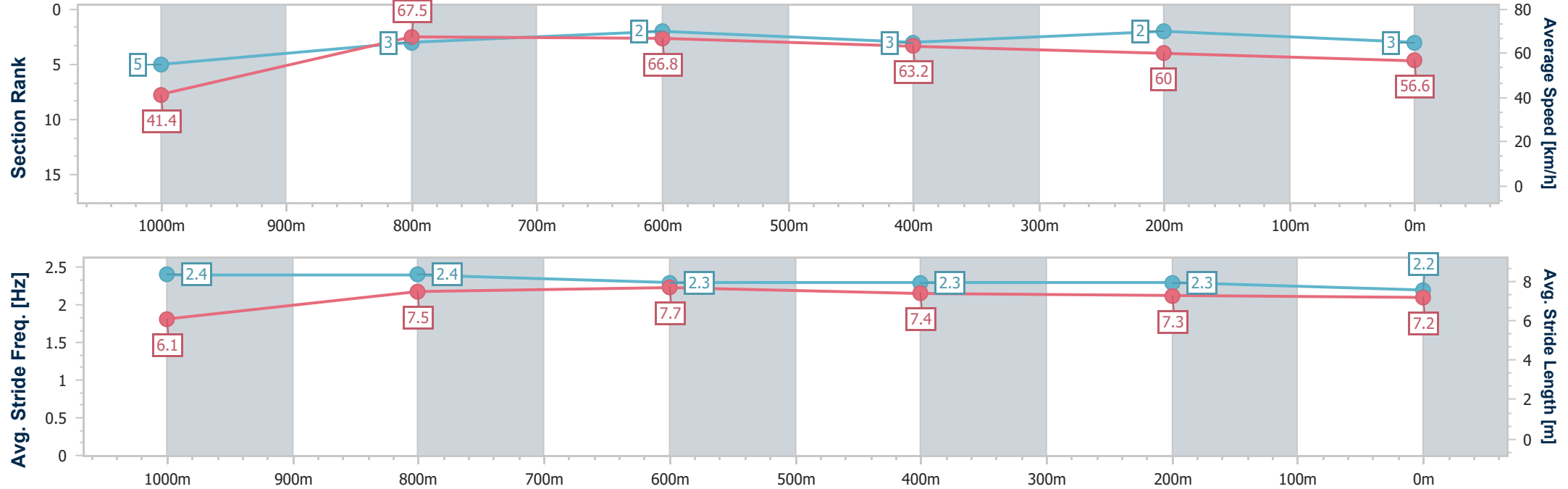
Horse/Jockey Name	Zouchase
Final Rank	3
Fastest Section Time (Section)	0:08.70 (Overall)
Top Speed [km/h] (Section)	68.0 (1000m)
Race State	Finished



ToowoombaProfessional
Race 1: SUB-ZERO AIRCONDITIONING Class 2 Handicap - 1100m
29 November 2025 - 17:19
Track Rating: Good 4, Weather: Fine, Rail Position: True Entire Course.



Section	Overall	1000m	800m	600m	400m	200m							
Section Times	1:06.33 [3] (0:08.70)	0:57.63 [5] (0:10.73)	0:46.90 [3] (0:10.74)	0:36.16 [2] (0:11.42)	0:24.74 [3] (0:12.02)	0:12.72 [2] (0:12.72)							
Average Speed [km/h]	41.4	67.5	66.8	63.2	60.0	56.6							
Top Speed [km/h]	64.4	68.0	67.2	65.8	61.3	59.0							
Avg. Dist. to Rail [m]	7.0	2.8	0.7	0.5	0.9	0.8							
Avg. Stride Freq. [Hz]	2.4	2.4	2.3	2.3	2.3	2.2							
Avg. Stride Length [m]	6.1	7.5	7.7	7.4	7.3	7.2							



[] Ranking at each section and finish
- - - - No data available at this section
NA No data available



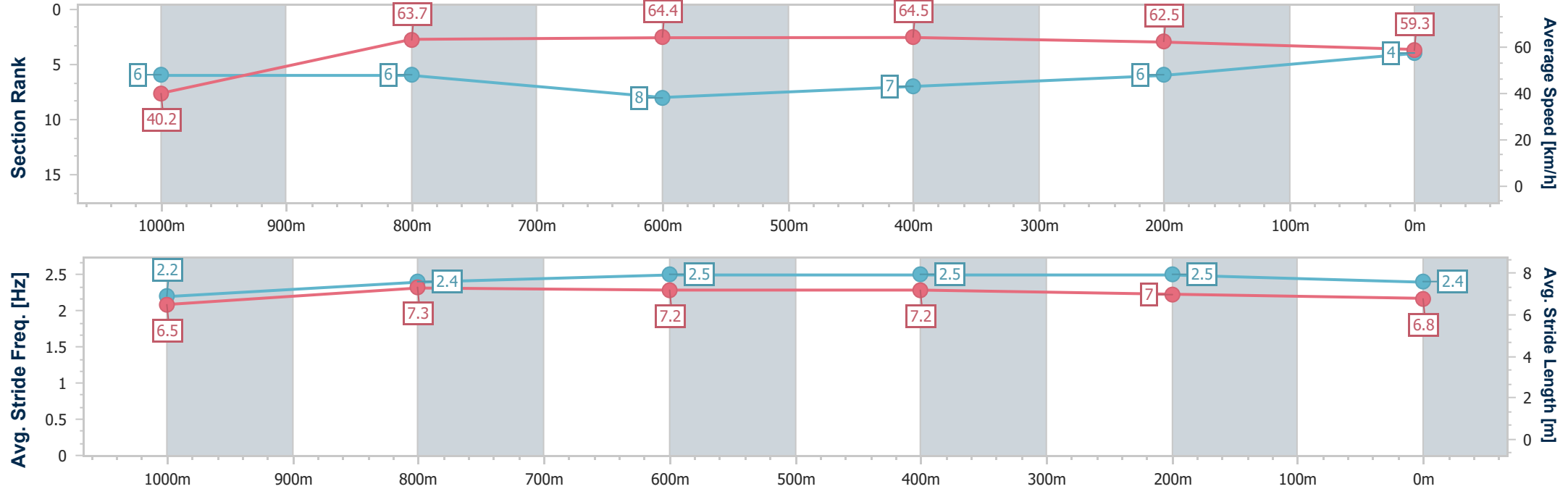
Horse/Jockey Name	Duchess Bree
Final Rank	4
Fastest Section Time (Section)	0:08.94 (Overall)
Top Speed [km/h] (Section)	65.5 (800m)
Race State	Finished



ToowoombaProfessional
Race 1: SUB-ZERO AIRCONDITIONING Class 2 Handicap - 1100m
29 November 2025 - 17:19
Track Rating: Good 4, Weather: Fine, Rail Position: True Entire Course.



Section	Overall	1000m	800m	600m	400m	200m							
Section Times	1:06.42 [4] (0:08.94)	0:57.48 [6] (0:11.43)	0:46.05 [6] (0:11.31)	0:34.74 [8] (0:11.08)	0:23.66 [7] (0:11.52)	0:12.14 [6] (0:12.14)							
Average Speed [km/h]	40.2	63.7	64.4	64.5	62.5	59.3							
Top Speed [km/h]	60.1	64.9	65.5	65.4	63.9	62.0							
Avg. Dist. to Rail [m]	11.3	4.1	2.3	1.2	1.7	3.4							
Avg. Stride Freq. [Hz]	2.2	2.4	2.5	2.5	2.5	2.4							
Avg. Stride Length [m]	6.5	7.3	7.2	7.2	7.0	6.8							





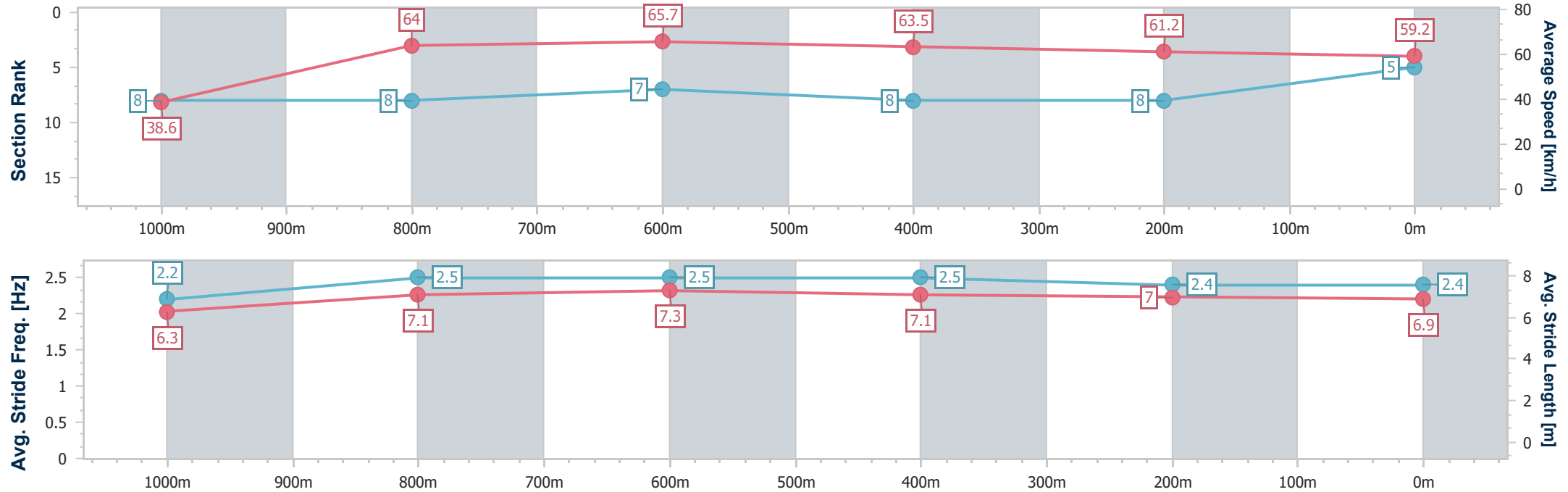
Horse/Jockey Name	Lavoni
Final Rank	5
Fastest Section Time (Section)	0:09.34 (Overall)
Top Speed [km/h] (Section)	67.0 (800m)
Race State	Finished



ToowoombaProfessional
Race 1: SUB-ZERO AIRCONDITIONING Class 2 Handicap - 1100m
29 November 2025 - 17:19
Track Rating: Good 4, Weather: Fine, Rail Position: True Entire Course.



Section	Overall	1000m	800m	600m	400m	200m							
Section Times	1:06.69 [5] (0:09.34)	0:57.35 [8] (0:11.37)	0:45.98 [8] (0:10.96)	0:35.02 [7] (0:11.18)	0:23.84 [8] (0:11.65)	0:12.19 [8] (0:12.19)							
Average Speed [km/h]	38.6	64.0	65.7	63.5	61.2	59.2							
Top Speed [km/h]	59.6	65.1	67.0	66.7	61.9	60.8							
Avg. Dist. to Rail [m]	12.4	4.1	0.9	2.5	1.7	0.4							
Avg. Stride Freq. [Hz]	2.2	2.5	2.5	2.5	2.4	2.4							
Avg. Stride Length [m]	6.3	7.1	7.3	7.1	7.0	6.9							



[] Ranking at each section and finish
-.-.- No data available at this section
NA No data available



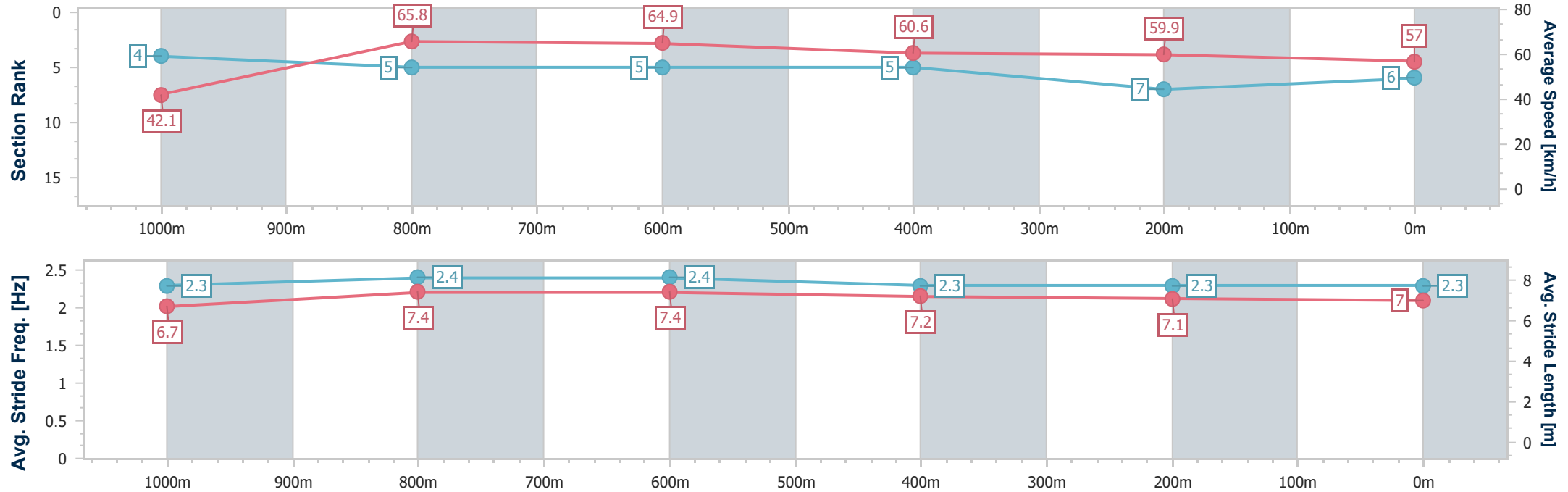
Horse/Jockey Name	Bontobewild
Final Rank	6
Fastest Section Time (Section)	0:08.59 (Overall)
Top Speed [km/h] (Section)	67.0 (800m)
Race State	Finished



ToowoombaProfessional
Race 1: SUB-ZERO AIRCONDITIONING Class 2 Handicap - 1100m
29 November 2025 - 17:19
Track Rating: Good 4, Weather: Fine, Rail Position: True Entire Course.



Section	Overall	1000m	800m	600m	400m	200m							
Section Times	1:07.02 [6] (0:08.59)	0:58.43 [4] (0:10.97)	0:47.46 [5] (0:11.10)	0:36.36 [5] (0:11.74)	0:24.62 [5] (0:12.02)	0:12.60 [7] (0:12.60)							
Average Speed [km/h]	42.1	65.8	64.9	60.6	59.9	57.0							
Top Speed [km/h]	64.7	66.8	67.0	64.0	61.2	59.5							
Avg. Dist. to Rail [m]	3.0	1.3	0.3	1.7	0.6	0.7							
Avg. Stride Freq. [Hz]	2.3	2.4	2.4	2.3	2.3	2.3							
Avg. Stride Length [m]	6.7	7.4	7.4	7.2	7.1	7.0							



[] Ranking at each section and finish
-.-.- No data available at this section
NA No data available



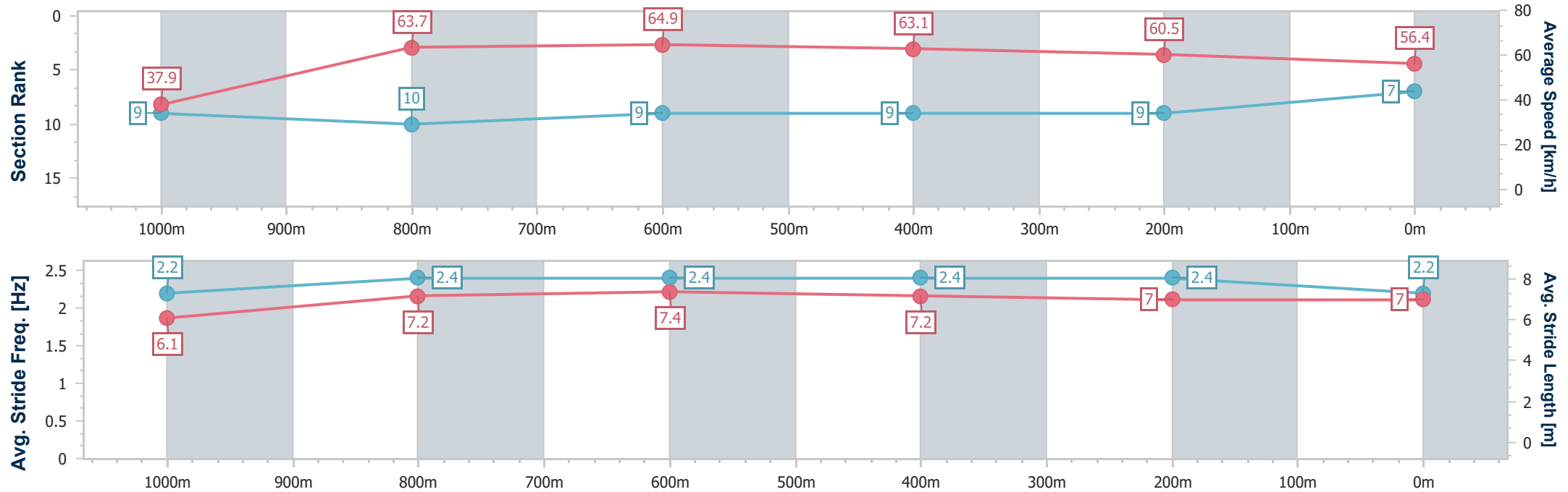
Horse/Jockey Name	Above The World
Final Rank	7
Fastest Section Time (Section)	0:09.52 (Overall)
Top Speed [km/h] (Section)	66.3 (1000m)
Race State	Finished



ToowoombaProfessional
Race 1: SUB-ZERO AIRCONDITIONING Class 2 Handicap - 1100m
29 November 2025 - 17:19
Track Rating: Good 4, Weather: Fine, Rail Position: True Entire Course.



Section	Overall	1000m	800m	600m	400m	200m							
Section Times	1:07.95 [7] (0:09.52)	0:58.43 [9] (0:11.43)	0:47.00 [10] (0:11.14)	0:35.86 [9] (0:11.37)	0:24.49 [9] (0:11.77)	0:12.72 [9] (0:12.72)							
Average Speed [km/h]	37.9	63.7	64.9	63.1	60.5	56.4							
Top Speed [km/h]	62.4	66.3	66.0	65.0	61.1	58.8							
Avg. Dist. to Rail [m]	11.9	4.0	1.5	1.5	2.7	0.9							
Avg. Stride Freq. [Hz]	2.2	2.4	2.4	2.4	2.4	2.2							
Avg. Stride Length [m]	6.1	7.2	7.4	7.2	7.0	7.0							



[] Ranking at each section and finish
-.-.- No data available at this section
NA No data available



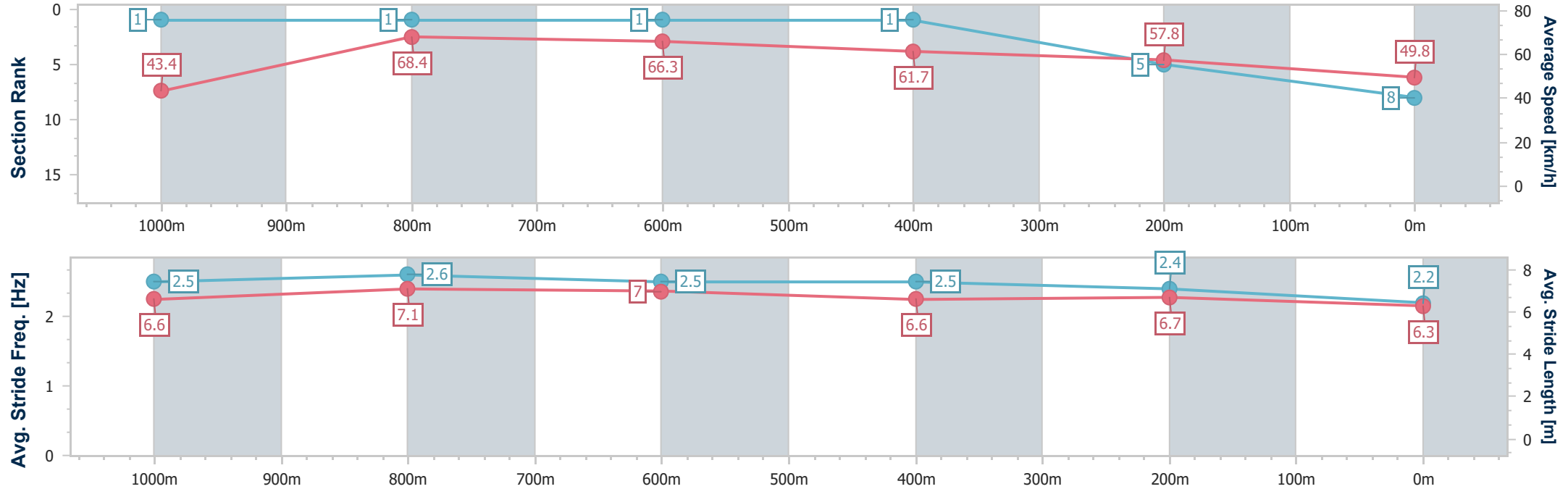
Horse/Jockey Name	Chilpur
Final Rank	8
Fastest Section Time (Section)	0:08.27 (Overall)
Top Speed [km/h] (Section)	68.9 (1000m)
Race State	Finished



ToowoombaProfessional
Race 1: SUB-ZERO AIRCONDITIONING Class 2 Handicap - 1100m
29 November 2025 - 17:19
Track Rating: Good 4, Weather: Fine, Rail Position: True Entire Course.



Section	Overall	1000m	800m	600m	400m	200m							
Section Times	1:08.46 [8] (0:08.27)	1:00.19 [1] (0:10.58)	0:49.61 [1] (0:10.90)	0:38.71 [1] (0:11.78)	0:26.93 [1] (0:12.51)	0:14.42 [5] (0:14.42)							
Average Speed [km/h]	43.4	68.4	66.3	61.7	57.8	49.8							
Top Speed [km/h]	65.4	68.9	67.7	64.8	60.3	54.9							
Avg. Dist. to Rail [m]	7.4	1.7	1.9	1.5	1.3	1.2							
Avg. Stride Freq. [Hz]	2.5	2.6	2.5	2.5	2.4	2.2							
Avg. Stride Length [m]	6.6	7.1	7.0	6.6	6.7	6.3							





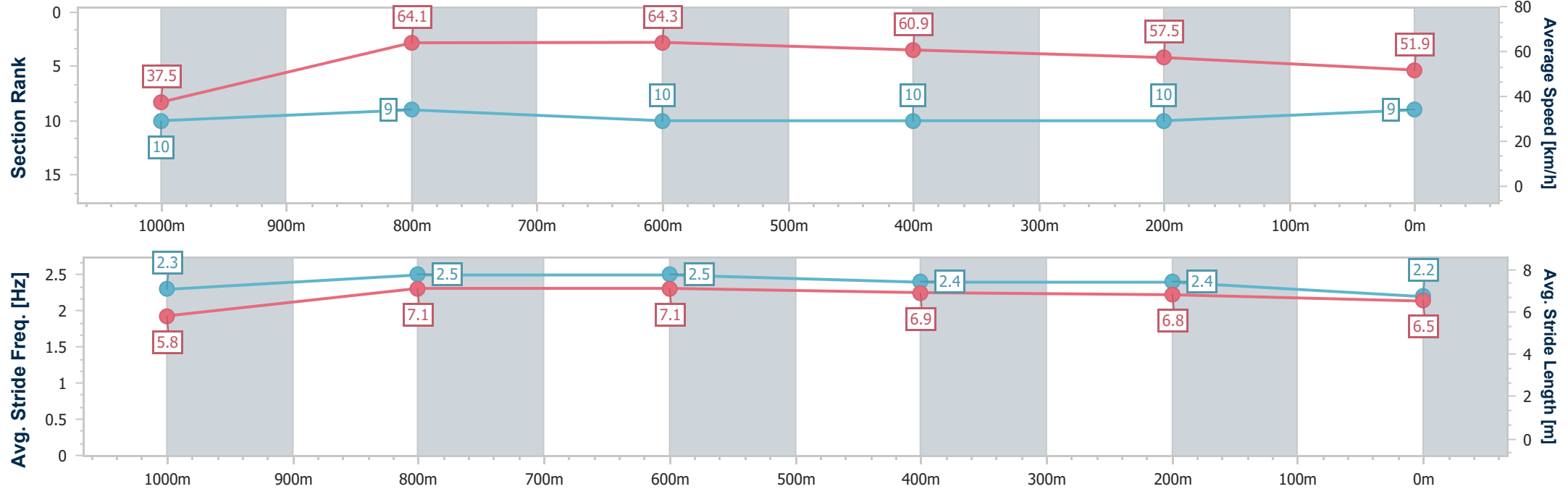
Horse/Jockey Name	Silver Glitter
Final Rank	9
Fastest Section Time (Section)	0:09.58 (Overall)
Top Speed [km/h] (Section)	65.8 (1000m)
Race State	Finished



ToowoombaProfessional
Race 1: SUB-ZERO AIRCONDITIONING Class 2 Handicap - 1100m
29 November 2025 - 17:19
Track Rating: Good 4, Weather: Fine, Rail Position: True Entire Course.



Section	Overall	1000m	800m	600m	400m	200m							
Section Times	1:10.16 [9] (0:09.58)	1:00.58 [10] (0:11.33)	0:49.25 [9] (0:11.20)	0:38.05 [10] (0:11.78)	0:26.27 [10] (0:12.41)	0:13.86 [10] (0:13.86)							
Average Speed [km/h]	37.5	64.1	64.3	60.9	57.5	51.9							
Top Speed [km/h]	60.1	65.8	65.7	63.6	59.0	56.7							
Avg. Dist. to Rail [m]	4.4	2.4	0.5	0.9	1.6	0.5							
Avg. Stride Freq. [Hz]	2.3	2.5	2.5	2.4	2.4	2.2							
Avg. Stride Length [m]	5.8	7.1	7.1	6.9	6.8	6.5							





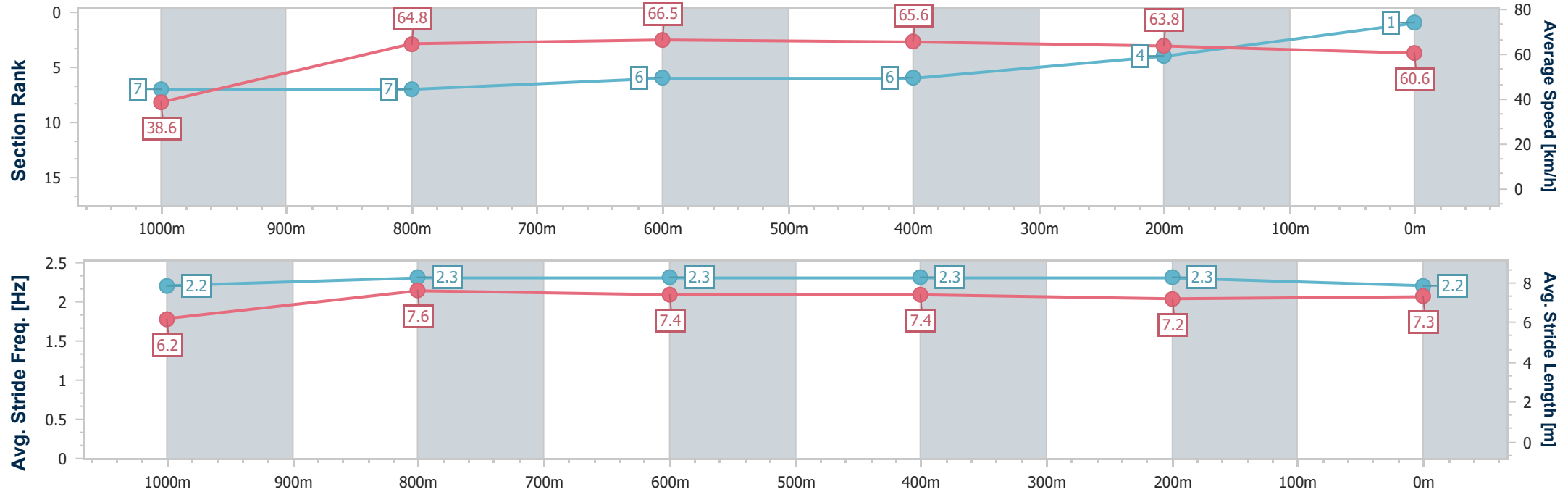
Horse/Jockey Name	Dubious Six
Final Rank	-
Fastest Section Time (Section)	0:09.29 (Overall)
Top Speed [km/h] (Section)	67.1 (800m)
Race State	DidNotFinish



ToowoombaProfessional
Race 1: SUB-ZERO AIRCONDITIONING Class 2 Handicap - 1100m
29 November 2025 - 17:19
Track Rating: Good 4, Weather: Fine, Rail Position: True Entire Course.



Section	Overall	1000m	800m	600m	400m	200m							
Section Times	0:00.00 [1] (0:09.29)	0:00.00 [7] (0:11.23)	0:00.00 [7] (0:10.87)	0:00.00 [6] (0:11.02)	0:00.00 [6] (0:11.31)	0:00.00 [4] (0:11.88)							
Average Speed [km/h]	38.6	64.8	66.5	65.6	63.8	60.6							
Top Speed [km/h]	60.8	66.0	67.1	67.0	64.6	63.8							
Avg. Dist. to Rail [m]	6.6	2.8	1.5	0.9	2.1	1.6							
Avg. Stride Freq. [Hz]	2.2	2.3	2.3	2.3	2.3	2.2							
Avg. Stride Length [m]	6.2	7.6	7.4	7.4	7.2	7.3							





Toowoomba Professional

Race 2: SOUTHERN CROSS SHEDS BENCHMARK 70 Handicap - 1100m

29 November 2025 - 17:56



Track Rating: Good 4, Weather: Fine, Rail Position: True Entire Course.

Section		Overall				1000m	800m	600m	400m	200m	Last 600m		
Field Times		1:05.85				0:57.71	0:46.73	0:35.27	0:23.62	0:11.97	0:35.27		
		(0:08.14)				(0:10.98)	(0:11.46)	(0:11.65)	(0:11.65)	(0:11.97)			
Rank	TAB	Horse/Jockey	Barrier	Top Speed [km/h]	Fastest Section						Margin	Distance Travelled [m]	
1	5	JACKA STANDS ALONE	7	67.6	0:08.14	1:05.85 [1]	0:57.71 [1]	0:46.73 [1]	0:35.27 [1]	0:23.62 [1]	0:11.97 [1]	1:05.85	0:35.27
		Les Tilley		1000m	Overall	(0:08.14)	(0:10.98)	(0:11.46)	(0:11.65)	(0:11.65)	(0:11.97)		
2	4	CAN'T GETWHATIWANT	10	67.7	0:08.62	1:06.28 [2]	0:57.66 [8]	0:46.50 [9]	0:35.23 [8]	0:23.71 [5]	0:12.13 [3]	2.53L	0:35.23 +10
		Kelsey Lenton		1000m	Overall	(0:08.62)	(0:11.16)	(0:11.27)	(0:11.52)	(0:11.58)	(0:12.13)		
3	9	ALL STASHED UP	6	66.8	0:08.43	1:06.39 [3]	0:57.96 [5]	0:46.88 [4]	0:35.61 [3]	0:23.95 [3]	0:12.23 [4]	3.17L	0:35.61 +2
		Jade Metcalfe		1000m	Overall	(0:08.43)	(0:11.08)	(0:11.27)	(0:11.66)	(0:11.72)	(0:12.23)		
4	10	CARRIBEAN KING	4	66.5	0:08.29	1:06.60 [4]	0:58.31 [2]	0:47.04 [5]	0:35.72 [5]	0:24.06 [4]	0:12.28 [5]	4.43L	0:35.72 +4
		Cody Collis		1000m	Overall	(0:08.29)	(0:11.27)	(0:11.32)	(0:11.66)	(0:11.78)	(0:12.28)		
5	2	MOMACK	8	67.2	0:08.35	1:06.93 [5]	0:58.58 [3]	0:47.53 [3]	0:36.11 [4]	0:24.24 [7]	0:12.27 [8]	6.38L	0:36.11 +8
		Brooke Stower		1000m	Overall	(0:08.35)	(0:11.05)	(0:11.42)	(0:11.87)	(0:11.97)	(0:12.27)		
6	6	ROTHGO	11	66.8	0:08.42	1:06.99 [6]	0:58.57 [4]	0:47.38 [7]	0:36.06 [7]	0:24.28 [8]	0:12.35 [7]	6.69L	0:36.06 +10
		Erin Molloy		800m	Overall	(0:08.42)	(0:11.19)	(0:11.32)	(0:11.78)	(0:11.93)	(0:12.35)		
7	13	ZA HIDDEN DRAGON	9	67.9	0:08.66	1:06.99 [7]	0:58.33 [9]	0:47.37 [8]	0:35.91 [9]	0:24.23 [9]	0:12.31 [9]	6.71L	0:35.91 +4
		Sarah Robbins		1000m	Overall	(0:08.66)	(0:10.96)	(0:11.46)	(0:11.68)	(0:11.92)	(0:12.31)		
8	12	BUTT HEADS	5	67.9	0:08.49	1:07.01 [8]	0:58.52 [6]	0:47.63 [2]	0:36.33 [2]	0:24.71 [2]	0:12.86 [2]	6.81L	0:36.33 -3
		Montanna Savva		1000m	Overall	(0:08.49)	(0:10.89)	(0:11.30)	(0:11.62)	(0:11.85)	(0:12.86)		
9	7	ADALIE	3	68.9	0:08.90	1:07.03 [9]	0:58.13 [12]	0:47.13 [11]	0:35.73 [11]	0:24.06 [12]	0:12.14 [12]	6.95L	0:35.73 +10
		Gary Geran		1000m	Overall	(0:08.90)	(0:11.00)	(0:11.40)	(0:11.67)	(0:11.92)	(0:12.14)		
10	11	HURRICANE HALL	12	66.7	0:08.77	1:07.06 [10]	0:58.29 [11]	0:47.09 [12]	0:35.68 [12]	0:24.14 [11]	0:12.22 [10]	7.15L	0:35.68 +10
		Hannah Richardson		1000m	Overall	(0:08.77)	(0:11.20)	(0:11.41)	(0:11.54)	(0:11.92)	(0:12.22)		

Scratched: Apuntar (#1)



Toowoomba Professional
Race 2: SOUTHERN CROSS SHEDS BENCHMARK 70 Handicap - 1100m
29 November 2025 - 17:56



Track Rating: Good 4, Weather: Fine, Rail Position: True Entire Course.

Section					Overall	1000m	800m	600m	400m	200m	Last 600m			
Field Times					1:05.85 (0:08.14)	0:57.71 (0:10.98)	0:46.73 (0:11.46)	0:35.27 (0:11.65)	0:23.62 (0:11.65)	0:11.97 (0:11.97)	0:35.27			
Rank	TAB	Horse/Jockey	Barrier	Top Speed [km/h]	Fastest Section						Margin	Distance Travelled [m]		
11	3	MEDALS	2	65.8	0:08.66	1:07.18 [11]	0:58.52 [10]	0:47.35 [10]	0:36.00 [10]	0:24.27 [10]	0:12.31 [11]	7.86L	0:36.00	-4
		Chloe Lowe		1000m	Overall	(0:08.66)	(0:11.17)	(0:11.35)	(0:11.73)	(0:11.96)	(0:12.31)			
12	8	HOOT 'N' HOLLER	1	66.6	0:08.52	1:07.21 [12]	0:58.69 [7]	0:47.62 [6]	0:36.30 [6]	0:24.61 [6]	0:12.66 [6]	8.03L	0:36.30	-6
		Georgina Cartwright		1000m	Overall	(0:08.52)	(0:11.07)	(0:11.32)	(0:11.69)	(0:11.95)	(0:12.66)			

Scratched: Apuntar (#1)



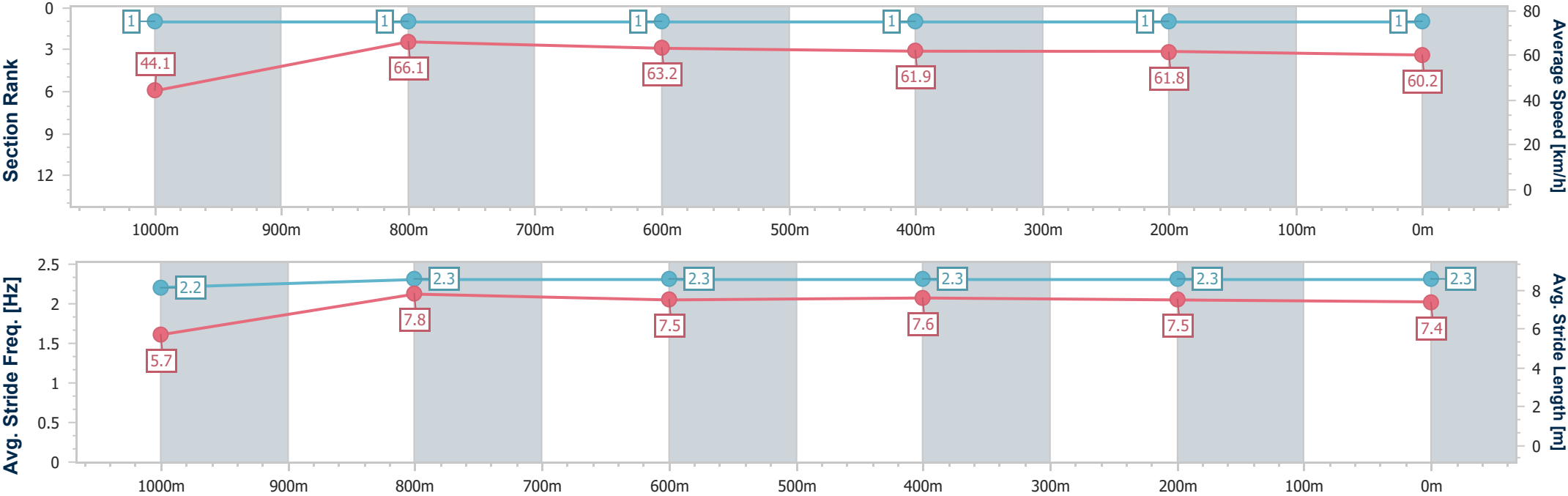
Horse/Jockey Name	Jacka Stands Alone
Final Rank	1
Fastest Section Time (Section)	0:08.14 (Overall)
Top Speed [km/h] (Section)	67.6 (1000m)
Race State	Finished



ToowoombaProfessional
Race 2: SOUTHERN CROSS SHEDS BENCHMARK 70 Handicap
- 1100m
29 November 2025 - 17:56
Track Rating: Good 4, Weather: Fine, Rail Position: True Entire Course.



Section	Overall	1000m	800m	600m	400m	200m								
Section Times	1:05.85 [1] (0:08.14)	0:57.71 [1] (0:10.98)	0:46.73 [1] (0:11.46)	0:35.27 [1] (0:11.65)	0:23.62 [1] (0:11.65)	0:11.97 [1] (0:11.97)								
Average Speed [km/h]	44.1	66.1	63.2	61.9	61.8	60.2								
Top Speed [km/h]	64.3	67.6	64.1	64.0	62.9	62.2								
Avg. Dist. to Rail [m]	7.9	2.9	1.7	0.6	0.4	1.9								
Avg. Stride Freq. [Hz]	2.2	2.3	2.3	2.3	2.3	2.3								
Avg. Stride Length [m]	5.7	7.8	7.5	7.6	7.5	7.4								



[] Ranking at each section and finish
- - - - No data available at this section
NA No data available



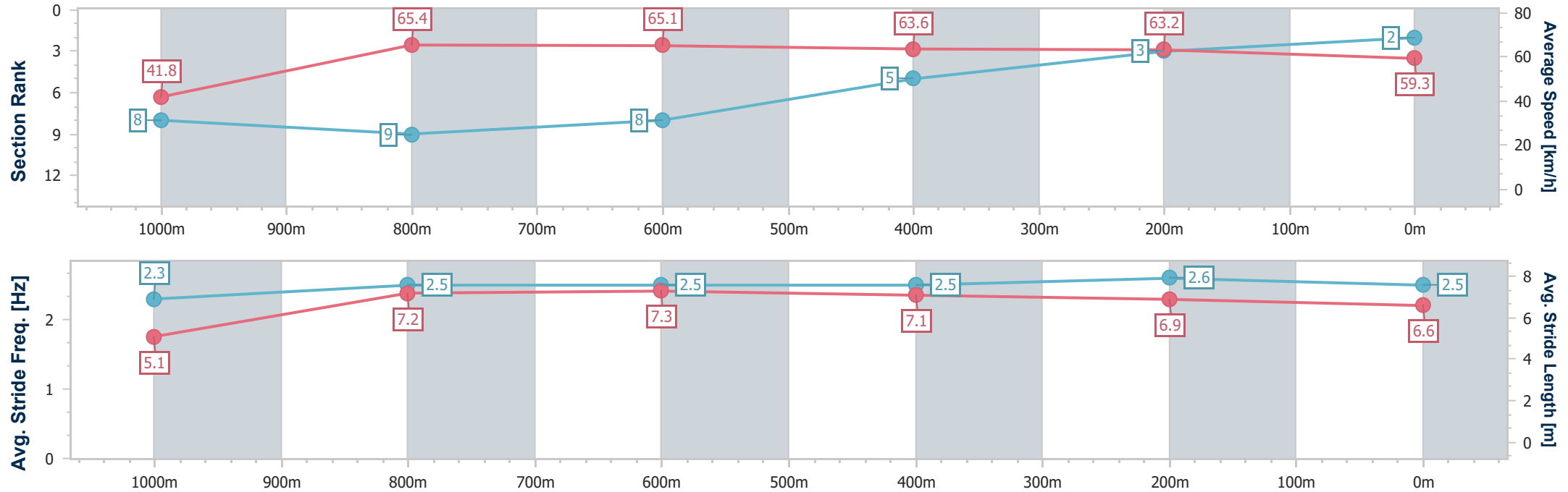
Horse/Jockey Name	Can't Getwhatiwant
Final Rank	2
Fastest Section Time (Section)	0:08.62 (Overall)
Top Speed [km/h] (Section)	67.7 (1000m)
Race State	Finished



ToowoombaProfessional
Race 2: SOUTHERN CROSS SHEDS BENCHMARK 70 Handicap
- 1100m
29 November 2025 - 17:56
Track Rating: Good 4, Weather: Fine, Rail Position: True Entire Course.



Section	Overall	1000m	800m	600m	400m	200m							
Section Times	1:06.28 [2] (0:08.62)	0:57.66 [8] (0:11.16)	0:46.50 [9] (0:11.27)	0:35.23 [8] (0:11.52)	0:23.71 [5] (0:11.58)	0:12.13 [3] (0:12.13)							
Average Speed [km/h]	41.8	65.4	65.1	63.6	63.2	59.3							
Top Speed [km/h]	60.8	67.7	67.5	64.8	64.6	61.6							
Avg. Dist. to Rail [m]	11.2	4.9	4.0	3.5	4.4	4.3							
Avg. Stride Freq. [Hz]	2.3	2.5	2.5	2.5	2.6	2.5							
Avg. Stride Length [m]	5.1	7.2	7.3	7.1	6.9	6.6							





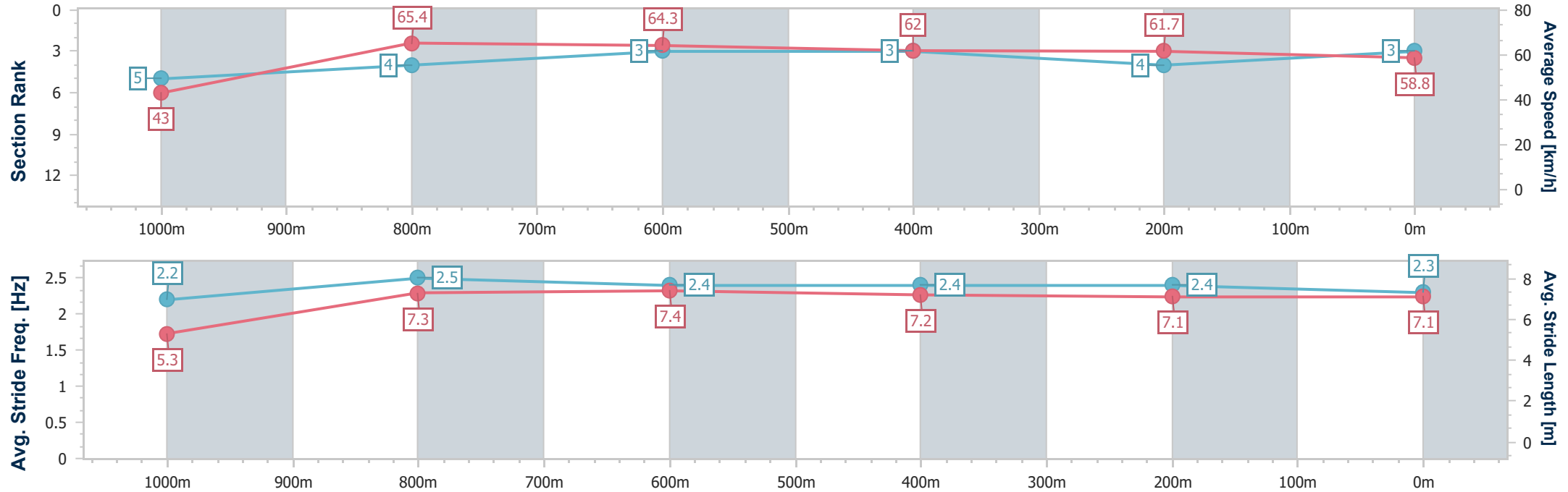
Horse/Jockey Name	All Stashed Up
Final Rank	3
Fastest Section Time (Section)	0:08.43 (Overall)
Top Speed [km/h] (Section)	66.8 (1000m)
Race State	Finished



ToowoombaProfessional
Race 2: SOUTHERN CROSS SHEDS BENCHMARK 70 Handicap
- 1100m
29 November 2025 - 17:56
Track Rating: Good 4, Weather: Fine, Rail Position: True Entire Course.



Section	Overall	1000m	800m	600m	400m	200m							
Section Times	1:06.39 [3] (0:08.43)	0:57.96 [5] (0:11.08)	0:46.88 [4] (0:11.27)	0:35.61 [3] (0:11.66)	0:23.95 [3] (0:11.72)	0:12.23 [4] (0:12.23)							
Average Speed [km/h]	43.0	65.4	64.3	62.0	61.7	58.8							
Top Speed [km/h]	62.7	66.8	65.7	63.9	63.4	60.5							
Avg. Dist. to Rail [m]	7.2	3.2	1.2	0.9	1.8	2.2							
Avg. Stride Freq. [Hz]	2.2	2.5	2.4	2.4	2.4	2.3							
Avg. Stride Length [m]	5.3	7.3	7.4	7.2	7.1	7.1							



[] Ranking at each section and finish
-.-.- No data available at this section
NA No data available



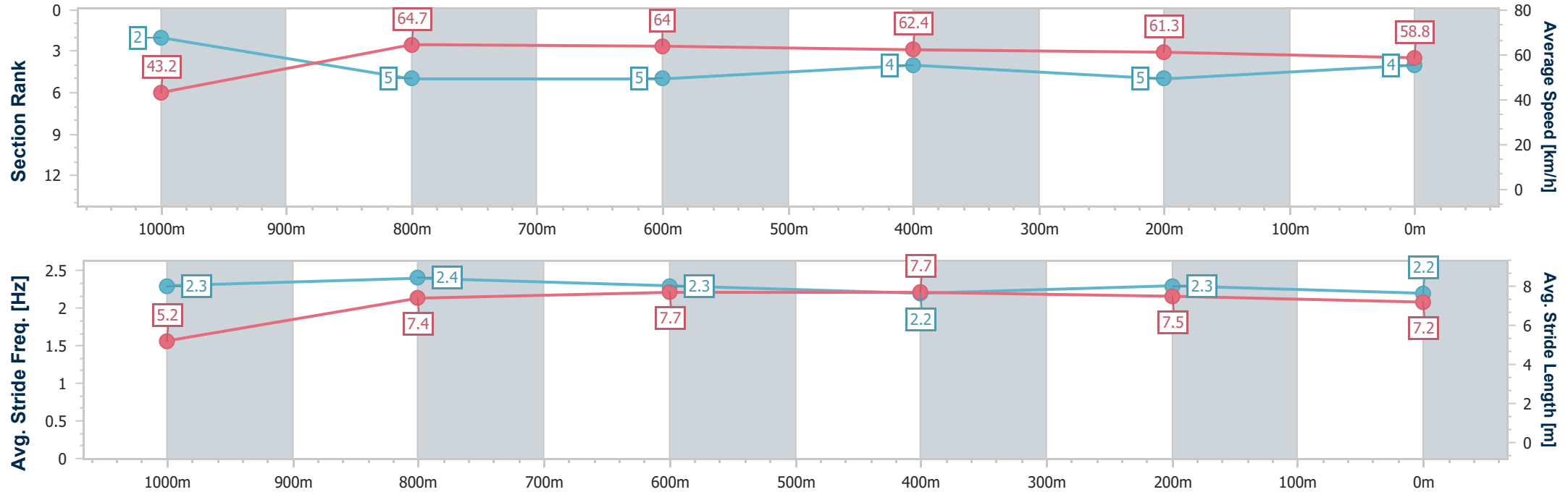
Horse/Jockey Name	Carribean King
Final Rank	4
Fastest Section Time (Section)	0:08.29 (Overall)
Top Speed [km/h] (Section)	66.5 (1000m)
Race State	Finished



ToowoombaProfessional
Race 2: SOUTHERN CROSS SHEDS BENCHMARK 70 Handicap
- 1100m
29 November 2025 - 17:56
Track Rating: Good 4, Weather: Fine, Rail Position: True Entire Course.



Section	Overall	1000m	800m	600m	400m	200m								
Section Times	1:06.60 [4] (0:08.29)	0:58.31 [2] (0:11.27)	0:47.04 [5] (0:11.32)	0:35.72 [5] (0:11.66)	0:24.06 [4] (0:11.78)	0:12.28 [5] (0:12.28)								
Average Speed [km/h]	43.2	64.7	64.0	62.4	61.3	58.8								
Top Speed [km/h]	62.5	66.5	65.5	63.0	62.4	62.4								
Avg. Dist. to Rail [m]	5.7	3.1	2.4	1.6	1.9	1.7								
Avg. Stride Freq. [Hz]	2.3	2.4	2.3	2.2	2.3	2.2								
Avg. Stride Length [m]	5.2	7.4	7.7	7.7	7.5	7.2								



[] Ranking at each section and finish
- - - - No data available at this section
NA No data available



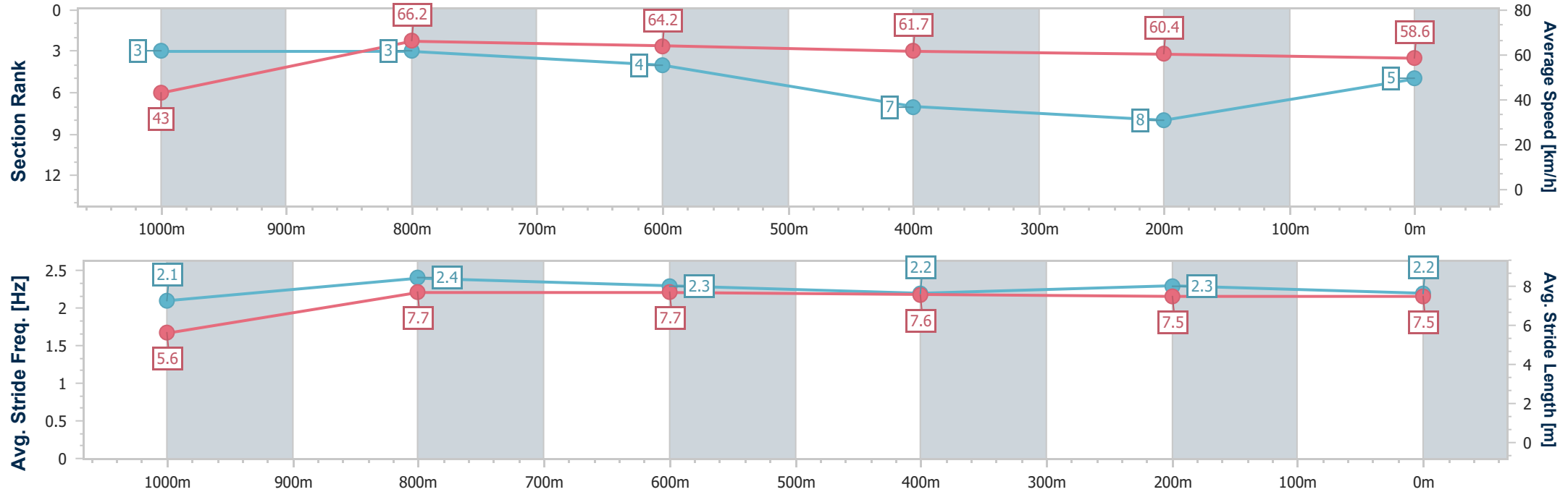
Horse/Jockey Name	Momack
Final Rank	5
Fastest Section Time (Section)	0:08.35 (Overall)
Top Speed [km/h] (Section)	67.2 (1000m)
Race State	Finished



ToowoombaProfessional
Race 2: SOUTHERN CROSS SHEDS BENCHMARK 70 Handicap
- 1100m
29 November 2025 - 17:56
Track Rating: Good 4, Weather: Fine, Rail Position: True Entire Course.



Section	Overall	1000m	800m	600m	400m	200m							
Section Times	1:06.93 [5] (0:08.35)	0:58.58 [3] (0:11.05)	0:47.53 [3] (0:11.42)	0:36.11 [4] (0:11.87)	0:24.24 [7] (0:11.97)	0:12.27 [8] (0:12.27)							
Average Speed [km/h]	43.0	66.2	64.2	61.7	60.4	58.6							
Top Speed [km/h]	63.7	67.2	66.1	63.8	61.3	60.5							
Avg. Dist. to Rail [m]	7.9	5.4	4.9	3.5	2.3	2.9							
Avg. Stride Freq. [Hz]	2.1	2.4	2.3	2.2	2.3	2.2							
Avg. Stride Length [m]	5.6	7.7	7.7	7.6	7.5	7.5							



[] Ranking at each section and finish
-.-.- No data available at this section
NA No data available



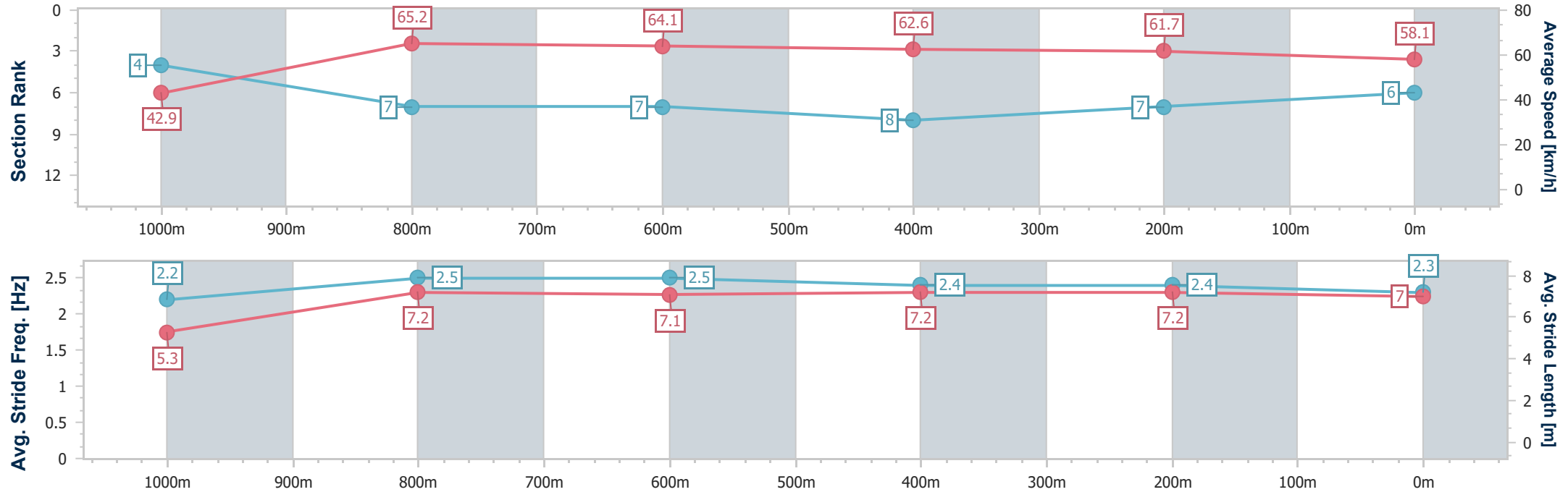
Horse/Jockey Name	Rothgo
Final Rank	6
Fastest Section Time (Section)	0:08.42 (Overall)
Top Speed [km/h] (Section)	66.8 (800m)
Race State	Finished



ToowoombaProfessional
Race 2: SOUTHERN CROSS SHEDS BENCHMARK 70 Handicap
- 1100m
29 November 2025 - 17:56
Track Rating: Good 4, Weather: Fine, Rail Position: True Entire Course.



Section	Overall	1000m	800m	600m	400m	200m							
Section Times	1:06.99 [6] (0:08.42)	0:58.57 [4] (0:11.19)	0:47.38 [7] (0:11.32)	0:36.06 [7] (0:11.78)	0:24.28 [8] (0:11.93)	0:12.35 [7] (0:12.35)							
Average Speed [km/h]	42.9	65.2	64.1	62.6	61.7	58.1							
Top Speed [km/h]	63.2	66.6	66.8	64.7	62.5	61.2							
Avg. Dist. to Rail [m]	12.5	5.2	2.4	4.0	5.9	6.1							
Avg. Stride Freq. [Hz]	2.2	2.5	2.5	2.4	2.4	2.3							
Avg. Stride Length [m]	5.3	7.2	7.1	7.2	7.2	7.0							



[] Ranking at each section and finish
-.-.- No data available at this section
NA No data available



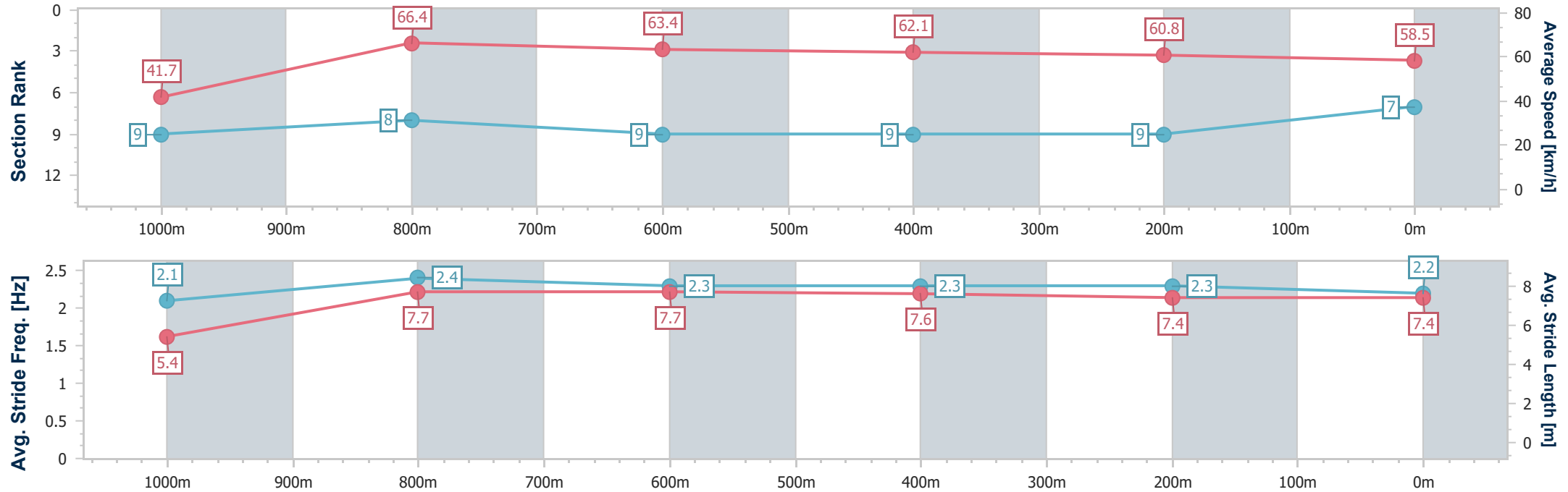
Horse/Jockey Name	Za Hidden Dragon
Final Rank	7
Fastest Section Time (Section)	0:08.66 (Overall)
Top Speed [km/h] (Section)	67.9 (1000m)
Race State	Finished



ToowoombaProfessional
Race 2: SOUTHERN CROSS SHEDS BENCHMARK 70 Handicap
- 1100m
29 November 2025 - 17:56
Track Rating: Good 4, Weather: Fine, Rail Position: True Entire Course.



Section	Overall	1000m	800m	600m	400m	200m							
Section Times	1:06.99 [7] (0:08.66)	0:58.33 [9] (0:10.96)	0:47.37 [8] (0:11.46)	0:35.91 [9] (0:11.68)	0:24.23 [9] (0:11.92)	0:12.31 [9] (0:12.31)							
Average Speed [km/h]	41.7	66.4	63.4	62.1	60.8	58.5							
Top Speed [km/h]	63.8	67.9	65.0	63.7	62.4	59.7							
Avg. Dist. to Rail [m]	10.0	4.1	2.3	1.1	3.3	5.5							
Avg. Stride Freq. [Hz]	2.1	2.4	2.3	2.3	2.3	2.2							
Avg. Stride Length [m]	5.4	7.7	7.7	7.6	7.4	7.4							



[] Ranking at each section and finish
-.-.- No data available at this section
NA No data available



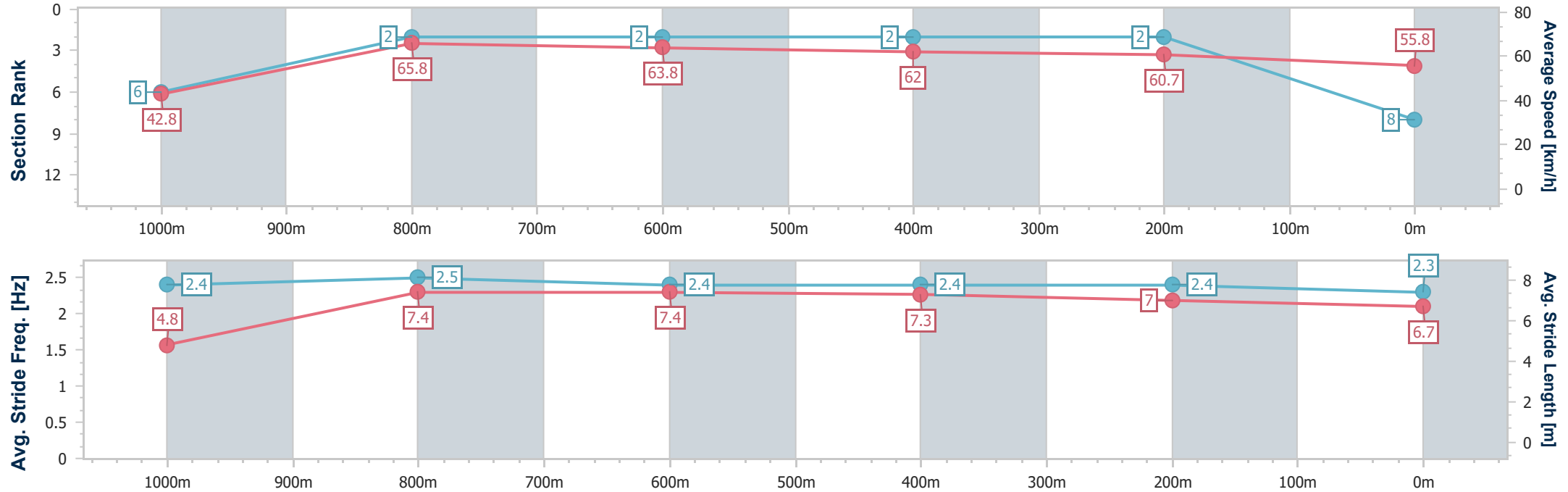
Horse/Jockey Name	Butt Heads
Final Rank	8
Fastest Section Time (Section)	0:08.49 (Overall)
Top Speed [km/h] (Section)	67.9 (1000m)
Race State	Finished



ToowoombaProfessional
Race 2: SOUTHERN CROSS SHEDS BENCHMARK 70 Handicap
- 1100m
29 November 2025 - 17:56
Track Rating: Good 4, Weather: Fine, Rail Position: True Entire Course.



Section	Overall	1000m	800m	600m	400m	200m							
Section Times	1:07.01 [8] (0:08.49)	0:58.52 [6] (0:10.89)	0:47.63 [2] (0:11.30)	0:36.33 [2] (0:11.62)	0:24.71 [2] (0:11.85)	0:12.86 [2] (0:12.86)							
Average Speed [km/h]	42.8	65.8	63.8	62.0	60.7	55.8							
Top Speed [km/h]	65.1	67.9	65.4	62.9	62.0	58.8							
Avg. Dist. to Rail [m]	3.3	0.9	0.7	0.4	0.4	0.7							
Avg. Stride Freq. [Hz]	2.4	2.5	2.4	2.4	2.4	2.3							
Avg. Stride Length [m]	4.8	7.4	7.4	7.3	7.0	6.7							



[] Ranking at each section and finish
-.-.- No data available at this section
NA No data available



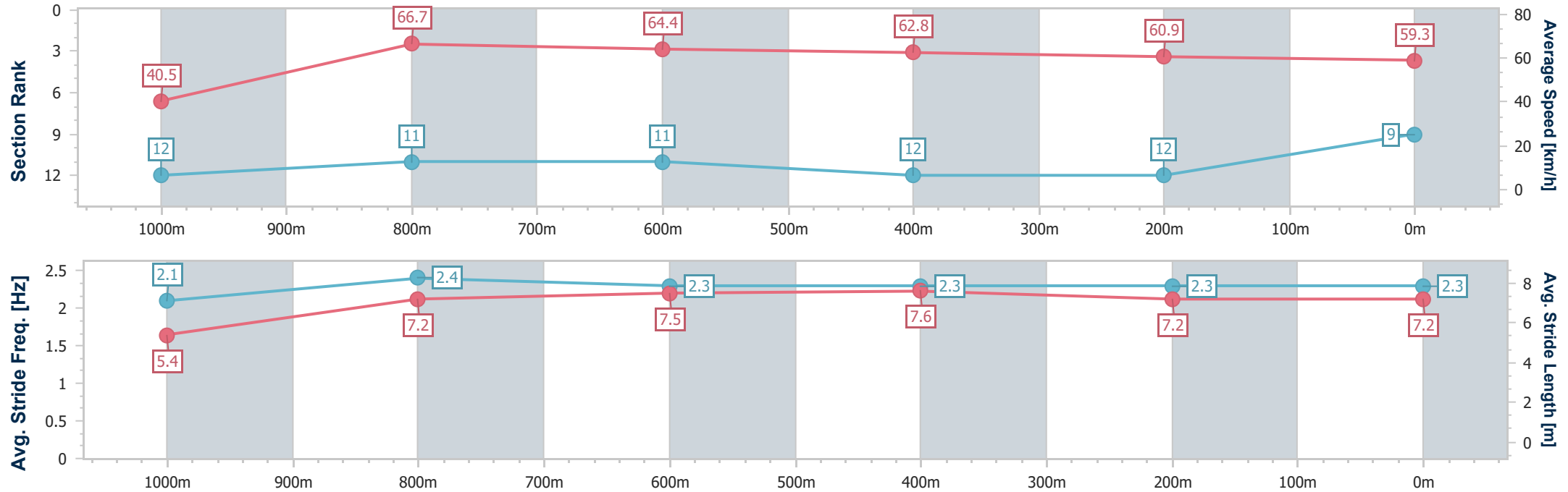
Horse/Jockey Name	Adalie
Final Rank	9
Fastest Section Time (Section)	0:08.90 (Overall)
Top Speed [km/h] (Section)	68.9 (1000m)
Race State	Finished



ToowoombaProfessional
Race 2: SOUTHERN CROSS SHEDS BENCHMARK 70 Handicap
- 1100m
29 November 2025 - 17:56
Track Rating: Good 4, Weather: Fine, Rail Position: True Entire Course.



Section	Overall	1000m	800m	600m	400m	200m							
Section Times	1:07.03 [9] (0:08.90)	0:58.13 [12] (0:11.00)	0:47.13 [11] (0:11.40)	0:35.73 [11] (0:11.67)	0:24.06 [12] (0:11.92)	0:12.14 [12] (0:12.14)							
Average Speed [km/h]	40.5	66.7	64.4	62.8	60.9	59.3							
Top Speed [km/h]	62.3	68.9	65.2	64.3	62.0	62.4							
Avg. Dist. to Rail [m]	6.4	5.2	5.6	3.0	3.2	6.0							
Avg. Stride Freq. [Hz]	2.1	2.4	2.3	2.3	2.3	2.3							
Avg. Stride Length [m]	5.4	7.2	7.5	7.6	7.2	7.2							





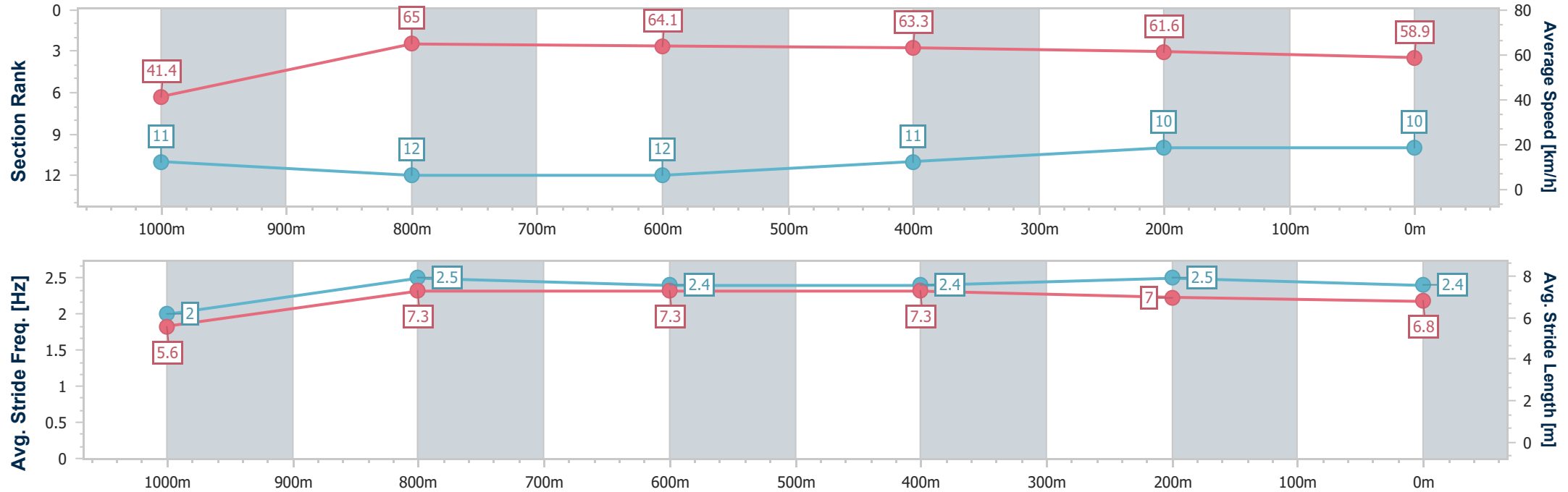
Horse/Jockey Name	Hurricane Hall
Final Rank	10
Fastest Section Time (Section)	0:08.77 (Overall)
Top Speed [km/h] (Section)	66.7 (1000m)
Race State	Finished



ToowoombaProfessional
Race 2: SOUTHERN CROSS SHEDS BENCHMARK 70 Handicap
- 1100m
29 November 2025 - 17:56
Track Rating: Good 4, Weather: Fine, Rail Position: True Entire Course.



Section	Overall	1000m	800m	600m	400m	200m							
Section Times	1:07.06 [10] (0:08.77)	0:58.29 [11] (0:11.20)	0:47.09 [12] (0:11.41)	0:35.68 [12] (0:11.54)	0:24.14 [11] (0:11.92)	0:12.22 [10] (0:12.22)							
Average Speed [km/h]	41.4	65.0	64.1	63.3	61.6	58.9							
Top Speed [km/h]	60.8	66.7	65.6	65.5	62.7	60.1							
Avg. Dist. to Rail [m]	11.5	4.5	3.3	2.7	6.7	9.9							
Avg. Stride Freq. [Hz]	2.0	2.5	2.4	2.4	2.5	2.4							
Avg. Stride Length [m]	5.6	7.3	7.3	7.3	7.0	6.8							



- [] Ranking at each section and finish
- .-.- No data available at this section
- NA No data available



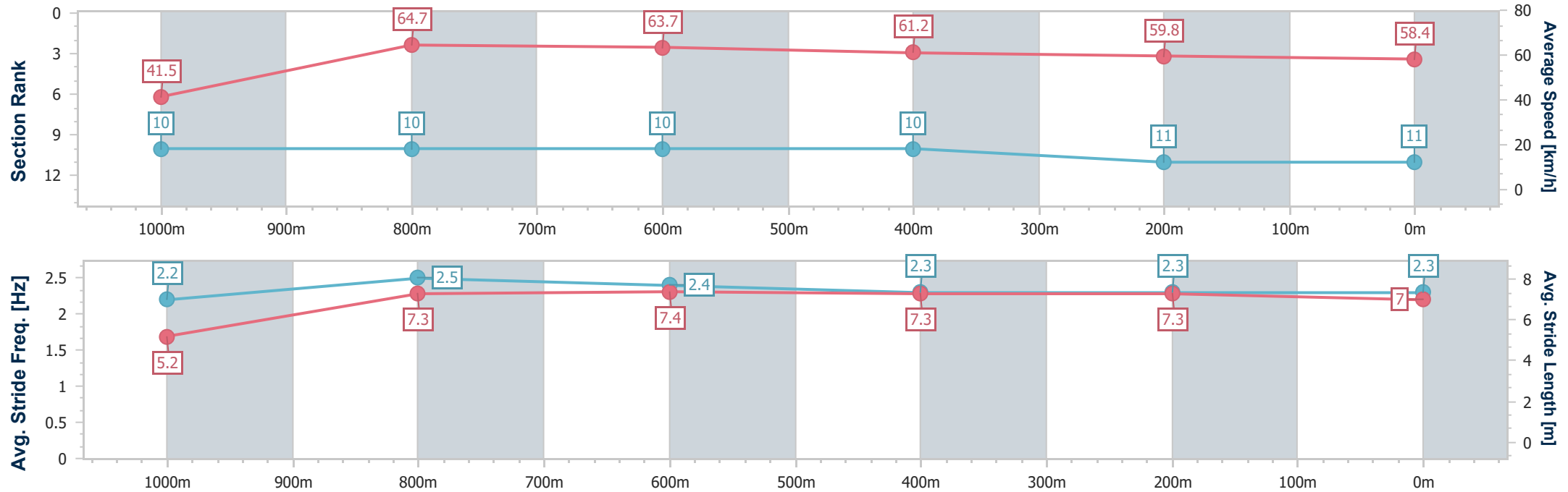
Horse/Jockey Name	Medals
Final Rank	11
Fastest Section Time (Section)	0:08.66 (Overall)
Top Speed [km/h] (Section)	65.8 (1000m)
Race State	Finished



ToowoombaProfessional
Race 2: SOUTHERN CROSS SHEDS BENCHMARK 70 Handicap
- 1100m
29 November 2025 - 17:56
Track Rating: Good 4, Weather: Fine, Rail Position: True Entire Course.



Section	Overall	1000m	800m	600m	400m	200m							
Section Times	1:07.18 [11] (0:08.66)	0:58.52 [10] (0:11.17)	0:47.35 [10] (0:11.35)	0:36.00 [10] (0:11.73)	0:24.27 [10] (0:11.96)	0:12.31 [11] (0:12.31)							
Average Speed [km/h]	41.5	64.7	63.7	61.2	59.8	58.4							
Top Speed [km/h]	61.6	65.8	65.7	62.8	61.1	59.6							
Avg. Dist. to Rail [m]	5.5	2.1	1.0	0.6	1.7	1.1							
Avg. Stride Freq. [Hz]	2.2	2.5	2.4	2.3	2.3	2.3							
Avg. Stride Length [m]	5.2	7.3	7.4	7.3	7.3	7.0							





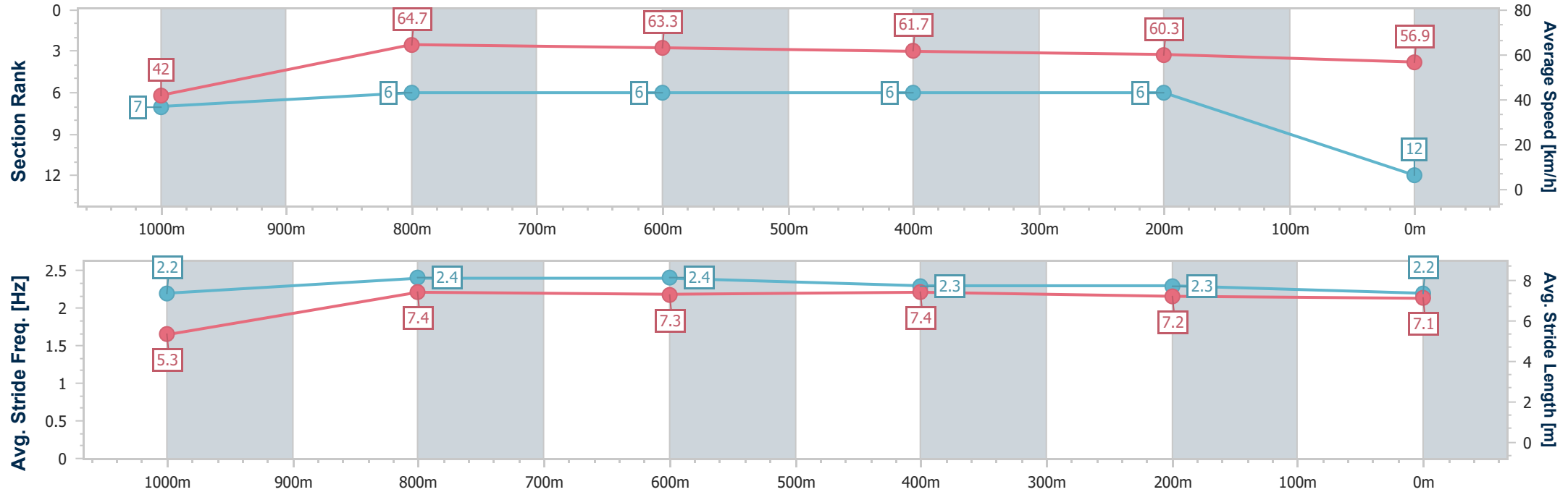
Horse/Jockey Name	Hoot 'N' Holler
Final Rank	12
Fastest Section Time (Section)	0:08.52 (Overall)
Top Speed [km/h] (Section)	66.6 (1000m)
Race State	Finished



ToowoombaProfessional
Race 2: SOUTHERN CROSS SHEDS BENCHMARK 70 Handicap
- 1100m
29 November 2025 - 17:56
Track Rating: Good 4, Weather: Fine, Rail Position: True Entire Course.



Section	Overall	1000m	800m	600m	400m	200m							
Section Times	1:07.21 [12] (0:08.52)	0:58.69 [7] (0:11.07)	0:47.62 [6] (0:11.32)	0:36.30 [6] (0:11.69)	0:24.61 [6] (0:11.95)	0:12.66 [6] (0:12.66)							
Average Speed [km/h]	42.0	64.7	63.3	61.7	60.3	56.9							
Top Speed [km/h]	63.2	66.6	65.7	63.0	61.4	59.1							
Avg. Dist. to Rail [m]	0.9	2.1	0.9	0.2	0.7	1.3							
Avg. Stride Freq. [Hz]	2.2	2.4	2.4	2.3	2.3	2.2							
Avg. Stride Length [m]	5.3	7.4	7.3	7.4	7.2	7.1							





Toowoomba Professional
Race 3: HANNAS TOWOOMBA RATINGS BAND 0 - 58 Handicap - 1625m
29 November 2025 - 18:33



Track Rating: Good 4, Weather: Fine, Rail Position: True Entire Course.

Section						Overall	1400m	1200m	1000m	800m	600m	400m	Last 600m		
Field Times						1:39.34 (0:14.70)	1:24.64 (0:10.74)	1:13.90 (0:11.22)	1:02.68 (0:11.96)	0:50.72 (0:12.56)	0:38.16 (0:12.75)	0:25.41 (0:12.78)	0:38.16		
Rank	TAB	Horse/Jockey	Barrier	Top Speed [km/h]	Fastest Section									Distance Travelled [m]	
1	12	GOOD PHILLY	10	65.2	0:11.67	1:39.34 [1]	1:23.99 [9]	1:12.31 [9]	1:00.64 [9]	0:48.96 [9]	0:37.28 [9]	0:25.09 [7]	0:37.28		
		Olivia Kendal		Overall	1200m	(0:15.35)	(0:11.68)	(0:11.67)	(0:11.68)	(0:11.68)	(0:12.19)	(0:12.46)			
2	7	EXTOL	1	66.2	0:11.16	1:39.99 [2]	1:25.05 [4]	1:13.89 [4]	1:02.37 [4]	0:50.59 [4]	0:38.48 [4]	0:25.86 [4]	0:38.48 -11		
		Cody Collis		Overall	1400m	(0:14.94)	(0:11.16)	(0:11.52)	(0:11.78)	(0:12.11)	(0:12.62)	(0:12.96)			
3	4	BRAVE BOY	11	65.1	0:11.39	1:40.12 [3]	1:23.62 [11]	1:12.23 [11]	1:00.79 [11]	0:49.11 [11]	0:37.49 [11]	0:25.49 [11]	0:37.49 -8		
		Michael Murphy		1400m	1400m	(0:16.50)	(0:11.39)	(0:11.44)	(0:11.68)	(0:11.62)	(0:12.00)	(0:12.64)			
4	9	TICKLE MY TOSEN	6	66.5	0:11.44	1:40.18 [4]	1:24.90 [7]	1:13.46 [8]	1:01.85 [8]	0:50.09 [8]	0:38.35 [7]	0:26.03 [5]	0:38.35 -4		
		Gary Geran		Overall	1400m	(0:15.28)	(0:11.44)	(0:11.61)	(0:11.76)	(0:11.74)	(0:12.32)	(0:12.84)			
5	10	SO YOU CAN TORQUE	7	67.6	0:11.25	1:40.31 [5]	1:24.98 [8]	1:13.73 [7]	1:02.18 [7]	0:50.33 [7]	0:38.43 [8]	0:26.00 [9]	0:38.43 -4		
		Les Tilley		Overall	1400m	(0:15.33)	(0:11.25)	(0:11.55)	(0:11.85)	(0:11.90)	(0:12.43)	(0:12.91)			
6	3	VON BEE	4	68.1	0:11.12	1:40.59 [6]	1:25.45 [6]	1:14.33 [5]	1:02.74 [5]	0:50.91 [5]	0:38.85 [6]	0:26.32 [8]	0:38.85 -15		
		Jake Molloy		Overall	1400m	(0:15.14)	(0:11.12)	(0:11.59)	(0:11.83)	(0:12.06)	(0:12.53)	(0:12.97)			
7	13	DON'T STOP ME NOW	3	68.9	0:11.01	1:40.81 [7]	1:26.00 [3]	1:14.99 [3]	1:03.70 [3]	0:51.82 [3]	0:39.50 [3]	0:26.88 [1]	0:39.50 -6		
		Chloe Lowe		1400m	1400m	(0:14.81)	(0:11.01)	(0:11.29)	(0:11.88)	(0:12.32)	(0:12.62)	(0:13.04)			
8	6	MUCHACHO	2	68.9	0:10.74	1:41.28 [8]	1:26.58 [1]	1:15.84 [1]	1:04.62 [1]	0:52.66 [1]	0:40.10 [1]	0:27.31 [2]	0:40.10 -19		
		Kenji Yoshida		Overall	1400m	(0:14.70)	(0:10.74)	(0:11.22)	(0:11.96)	(0:12.56)	(0:12.79)	(0:13.35)			
9	1	GOTEBO	9	68.6	0:10.88	1:41.37 [9]	1:26.63 [2]	1:15.75 [2]	1:04.62 [2]	0:52.61 [2]	0:40.11 [2]	0:27.39 [3]	0:40.11 -1		
		Jade Metcalfe		Overall	1400m	(0:14.74)	(0:10.88)	(0:11.13)	(0:12.01)	(0:12.50)	(0:12.72)	(0:13.17)			
10	11	ELLTITUDE	5	67.7	0:11.26	1:41.41 [10]	1:26.30 [5]	1:15.04 [6]	1:03.47 [6]	0:51.69 [6]	0:39.81 [5]	0:27.21 [6]	0:39.81 +0		
		Kelsey Lenton		Overall	1400m	(0:15.11)	(0:11.26)	(0:11.57)	(0:11.78)	(0:11.88)	(0:12.60)	(0:13.38)			

Scratched: Chance With Wolves (#14), Del Tito (#17), Lipstick Lies (#18), Mazita (#2), Whatjeudoin' (#15), Hokkaido (#5), Hell Of A Prince (#19), Quality Miss (#16)



ToowoombaProfessional
Race 3: HANNAS TOOWOOMBA RATINGS BAND 0 - 58 Handicap -
1625m

29 November 2025 - 18:33



Track Rating: Good 4, Weather: Fine, Rail Position: True Entire Course.

Section					Overall	1400m	1200m	1000m	800m	600m	400m	Last 600m			
Field Times					1:39.34 (0:14.70)	1:24.64 (0:10.74)	1:13.90 (0:11.22)	1:02.68 (0:11.96)	0:50.72 (0:12.56)	0:38.16 (0:12.75)	0:25.41 (0:12.78)	0:38.16			
Rank	TAB	Horse/Jockey	Barrier	Top Speed [km/h]	Fastest Section										Distance Travelled [m]
11	8	RED COBRA	8	65.6	0:11.36	1:41.50 [11]	1:25.44 [10]	1:14.08 [10]	1:02.61 [10]	0:51.01 [10]	0:39.23 [10]	0:26.88 [10]	0:39.23	-13	
		Sarah Robbins		1400m	1400m	(0:16.06)	(0:11.36)	(0:11.47)	(0:11.60)	(0:11.78)	(0:12.35)	(0:13.07)			

Scratched: Chance With Wolves (#14), Del Tito (#17), Lipstick Lies (#18), Mazita (#2), Whatjeudoin' (#15), Hokkaido (#5), Hell Of A Prince (#19), Quality Miss (#16)



Toowoomba Professional
Race 3: HANNAS TOOWOOMBA RATINGS BAND 0 - 58 Handicap - 1625m
29 November 2025 - 18:33



Track Rating: Good 4, Weather: Fine, Rail Position: True Entire Course.

Section Field Times				200m 0:12.63 (0:12.63)		Last 600m 0:38.16			
Rank	TAB	Horse/Jockey	Barrier	Top Speed [km/h]	Fastest Section	Margin			Distance Travelled [m]
1	12	GOOD PHILLY	10	65.2	0:11.67	0:12.63 [1]	1:39.34	0:37.28	
		Olivia Kendal		Overall	1200m	(0:12.63)			
2	7	EXTOL	1	66.2	0:11.16	0:12.90 [4]	3.84L	0:38.48	-11
		Cody Collis		Overall	1400m	(0:12.90)			
3	4	BRAVE BOY	11	65.1	0:11.39	0:12.85 [8]	4.61L	0:37.49	-8
		Michael Murphy		1400m	1400m	(0:12.85)			
4	9	TICKLE MY TOSEN	6	66.5	0:11.44	0:13.19 [3]	4.97L	0:38.35	-4
		Gary Geran		Overall	1400m	(0:13.19)			
5	10	SO YOU CAN TORQUE	7	67.6	0:11.25	0:13.09 [6]	5.7L	0:38.43	-4
		Les Tilley		Overall	1400m	(0:13.09)			
6	3	VON BEE	4	68.1	0:11.12	0:13.35 [7]	7.34L	0:38.85	-15
		Jake Molloy		Overall	1400m	(0:13.35)			
7	13	DON'T STOP ME NOW	3	68.9	0:11.01	0:13.84 [2]	8.65L	0:39.50	-6
		Chloe Lowe		1400m	1400m	(0:13.84)			
8	6	MUCHACHO	2	68.9	0:10.74	0:13.96 [9]	11.45L	0:40.10	-19
		Kenji Yoshida		Overall	1400m	(0:13.96)			
9	1	GOTEBO	9	68.6	0:10.88	0:14.22 [5]	11.97L	0:40.11	-1
		Jade Metcalfe		Overall	1400m	(0:14.22)			
10	11	ELLTITUDE	5	67.7	0:11.26	0:13.83 [10]	12.19L	0:39.81	+0
		Kelsey Lenton		Overall	1400m	(0:13.83)			

Scratched: Chance With Wolves (#14), Del Tito (#17), Lipstick Lies (#18), Mazita (#2), Whatjeudoin' (#15), Hokkaido (#5), Hell Of A Prince (#19), Quality Miss (#16)



Toowoomba Professional
Race 3: HANNAS TOOWOOMBA RATINGS BAND 0 - 58 Handicap - 1625m

29 November 2025 - 18:33



Track Rating: Good 4, Weather: Fine, Rail Position: True Entire Course.

Section						200m		Last 600m	
Field Times						0:12.63 (0:12.63)		0:38.16	
Rank	TAB	Horse/Jockey	Barrier	Top Speed [km/h]	Fastest Section	Margin		Distance Travelled [m]	
11	8	RED COBRA	8	65.6	0:11.36	0:13.81 [11]	12.71L	0:39.23	-13
		Sarah Robbins		1400m	1400m	(0:13.81)			

Scratched: Chance With Wolves (#14), Del Tito (#17), Lipstick Lies (#18), Mazita (#2), Whatjeudoin' (#15), Hokkaido (#5), Hell Of A Prince (#19), Quality Miss (#16)



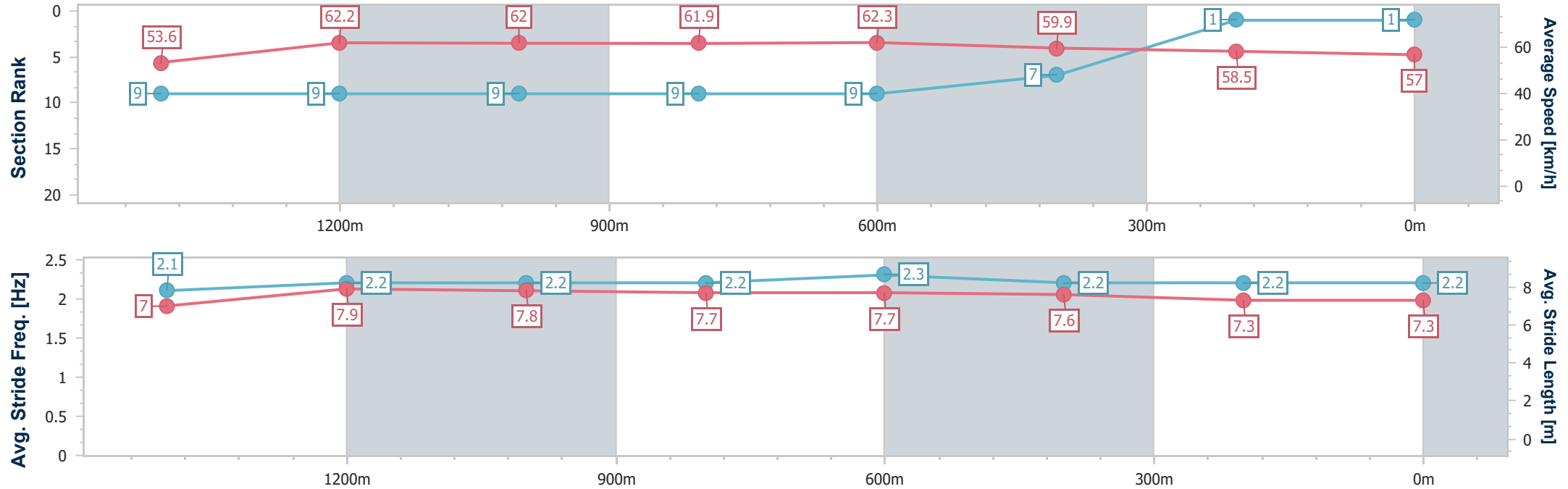
Horse/Jockey Name	Good Philly
Final Rank	1
Fastest Section Time (Section)	0:11.67 (1200m)
Top Speed [km/h] (Section)	65.2 (Overall)
Race State	Finished



ToowoombaProfessional
Race 3: HANNAS TOOWOOMBA RATINGS BAND 0 - 58
Handicap - 1625m
29 November 2025 - 18:33
Track Rating: Good 4, Weather: Fine, Rail Position: True Entire Course.



Section	Overall	1400m	1200m	1000m	800m	600m	400m	200m					
Section Times	1:39.34 [1] (0:15.35)	1:23.99 [9] (0:11.68)	1:12.31 [9] (0:11.67)	1:00.64 [9] (0:11.68)	0:48.96 [9] (0:11.68)	0:37.28 [9] (0:12.19)	0:25.09 [7] (0:12.46)	0:12.63 [1] (0:12.63)					
Average Speed [km/h]	53.6	62.2	62.0	61.9	62.3	59.9	58.5	57.0					
Top Speed [km/h]	65.2	64.0	62.7	62.6	63.2	61.9	59.4	58.3					
Avg. Dist. to Rail [m]	8.8	2.2	2.3	1.8	2.5	2.7	3.7	4.4					
Avg. Stride Freq. [Hz]	2.1	2.2	2.2	2.2	2.3	2.2	2.2	2.2					
Avg. Stride Length [m]	7.0	7.9	7.8	7.7	7.7	7.6	7.3	7.3					



[] Ranking at each section and finish
- - - - No data available at this section
NA No data available



Horse/Jockey Name	Extol
Final Rank	2
Fastest Section Time (Section)	0:11.16 (1400m)
Top Speed [km/h] (Section)	66.2 (Overall)
Race State	Finished

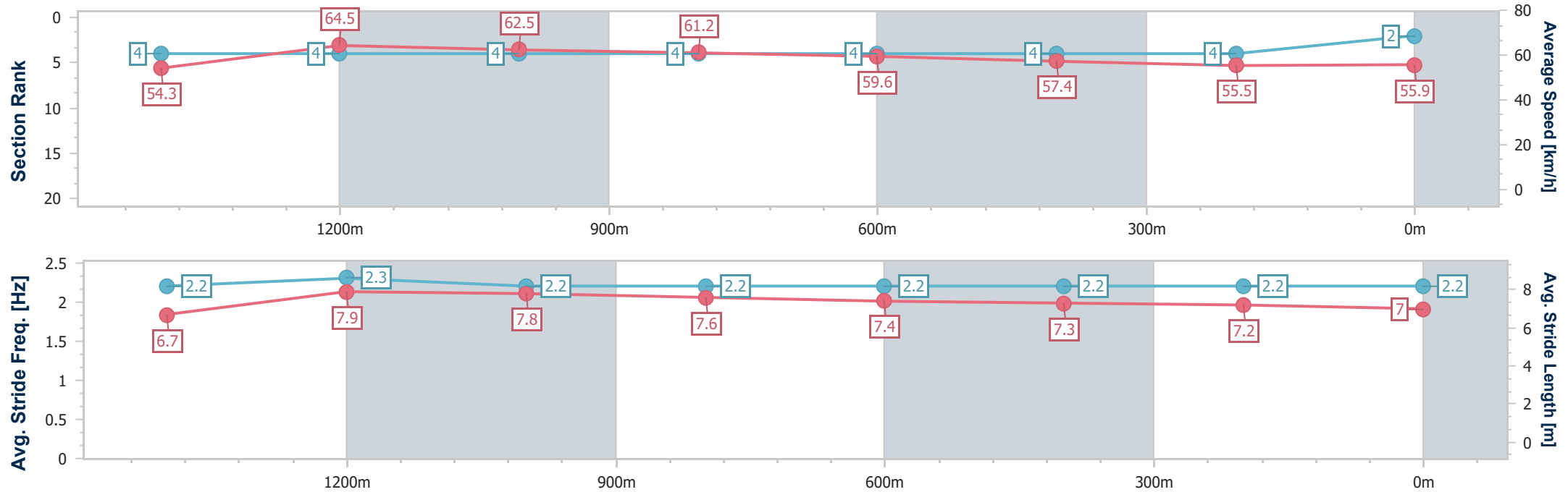


ToowoombaProfessional
Race 3: HANNAS TOOWOOMBA RATINGS BAND 0 - 58
Handicap - 1625m



29 November 2025 - 18:33
Track Rating: Good 4, Weather: Fine, Rail Position: True Entire Course.

Section	Overall	1400m	1200m	1000m	800m	600m	400m	200m					
Section Times	1:39.99 [2] (0:14.94)	1:25.05 [4] (0:11.16)	1:13.89 [4] (0:11.52)	1:02.37 [4] (0:11.78)	0:50.59 [4] (0:12.11)	0:38.48 [4] (0:12.62)	0:25.86 [4] (0:12.96)	0:12.90 [4] (0:12.90)					
Average Speed [km/h]	54.3	64.5	62.5	61.2	59.6	57.4	55.5	55.9					
Top Speed [km/h]	66.2	66.0	64.8	61.9	60.2	59.7	56.8	56.5					
Avg. Dist. to Rail [m]	2.7	0.4	1.7	0.8	1.5	1.5	0.3	1.2					
Avg. Stride Freq. [Hz]	2.2	2.3	2.2	2.2	2.2	2.2	2.2	2.2					
Avg. Stride Length [m]	6.7	7.9	7.8	7.6	7.4	7.3	7.2	7.0					



- [] Ranking at each section and finish
- .-.- No data available at this section
- NA No data available



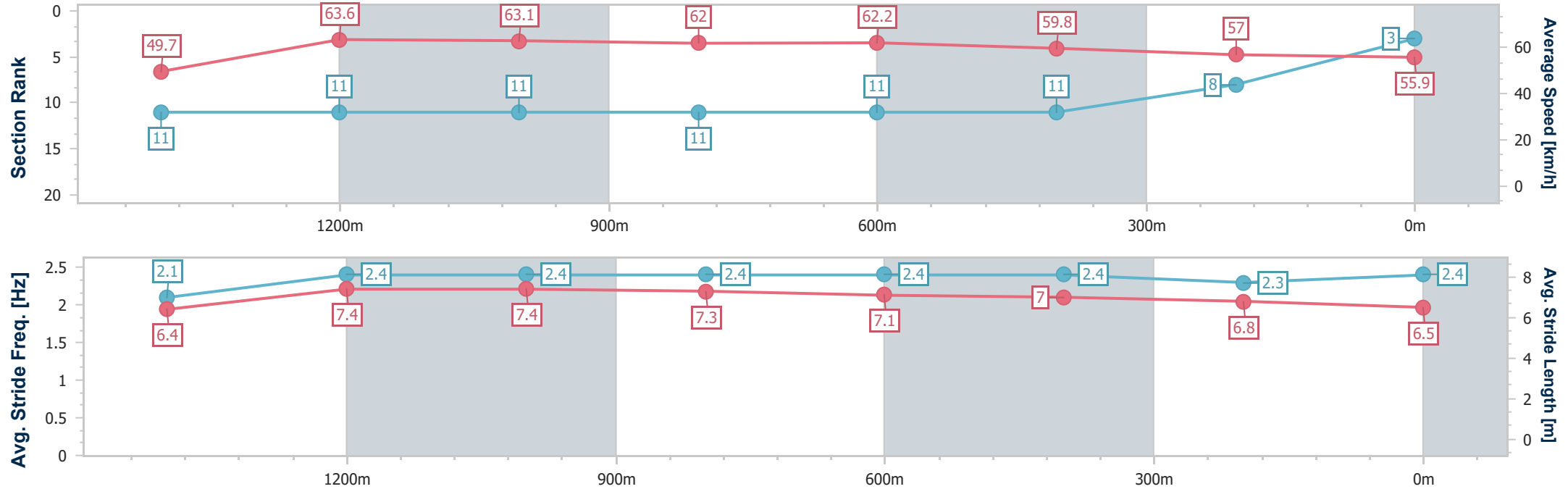
Horse/Jockey Name	Brave Boy
Final Rank	3
Fastest Section Time (Section)	0:11.39 (1400m)
Top Speed [km/h] (Section)	65.1 (1400m)
Race State	Finished



ToowoombaProfessional
Race 3: HANNAS TOOWOOMBA RATINGS BAND 0 - 58
Handicap - 1625m
29 November 2025 - 18:33
Track Rating: Good 4, Weather: Fine, Rail Position: True Entire Course.



Section	Overall	1400m	1200m	1000m	800m	600m	400m	200m					
Section Times	1:40.12 [3] (0:16.50)	1:23.62 [11] (0:11.39)	1:12.23 [11] (0:11.44)	1:00.79 [11] (0:11.68)	0:49.11 [11] (0:11.62)	0:37.49 [11] (0:12.00)	0:25.49 [11] (0:12.64)	0:12.85 [8] (0:12.85)					
Average Speed [km/h]	49.7	63.6	63.1	62.0	62.2	59.8	57.0	55.9					
Top Speed [km/h]	63.8	65.1	64.1	62.7	63.8	62.7	58.6	57.1					
Avg. Dist. to Rail [m]	8.5	1.8	2.2	1.3	1.5	1.1	2.3	5.4					
Avg. Stride Freq. [Hz]	2.1	2.4	2.4	2.4	2.4	2.4	2.3	2.4					
Avg. Stride Length [m]	6.4	7.4	7.4	7.3	7.1	7.0	6.8	6.5					





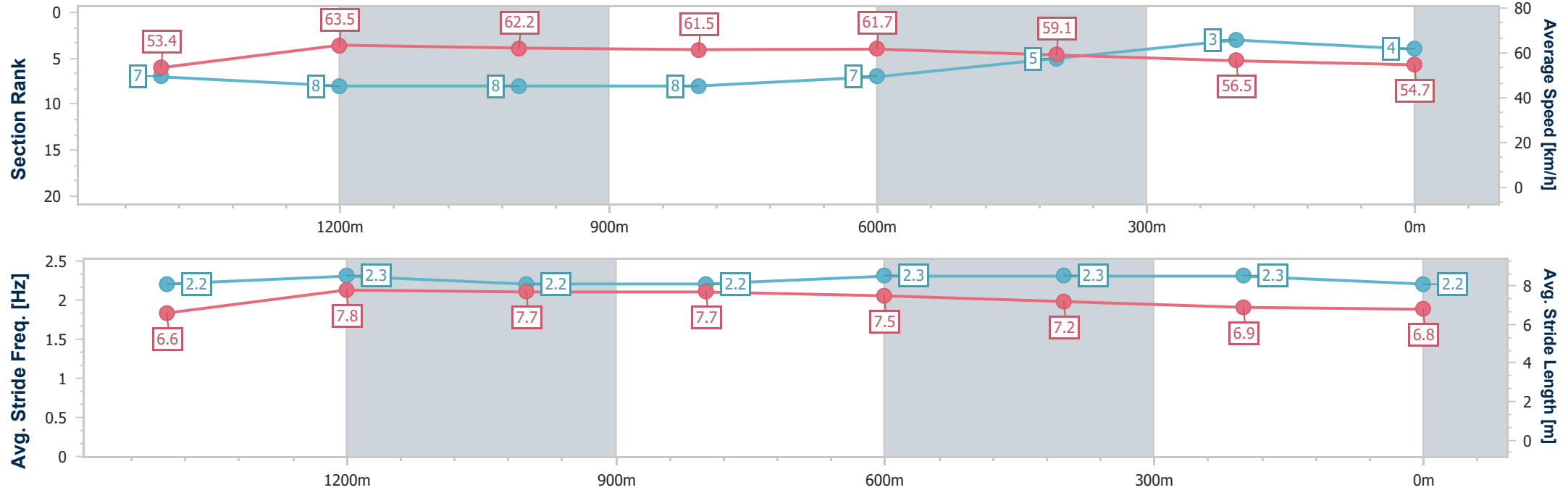
Horse/Jockey Name	Tickle My Tosen
Final Rank	4
Fastest Section Time (Section)	0:11.44 (1400m)
Top Speed [km/h] (Section)	66.5 (Overall)
Race State	Finished



ToowoombaProfessional
Race 3: HANNAS TOOWOOMBA RATINGS BAND 0 - 58
Handicap - 1625m
29 November 2025 - 18:33
Track Rating: Good 4, Weather: Fine, Rail Position: True Entire Course.



Section	Overall	1400m	1200m	1000m	800m	600m	400m	200m					
Section Times	1:40.18 [4] (0:15.28)	1:24.90 [7] (0:11.44)	1:13.46 [8] (0:11.61)	1:01.85 [8] (0:11.76)	0:50.09 [8] (0:11.74)	0:38.35 [7] (0:12.32)	0:26.03 [5] (0:12.84)	0:13.19 [3] (0:13.19)					
Average Speed [km/h]	53.4	63.5	62.2	61.5	61.7	59.1	56.5	54.7					
Top Speed [km/h]	66.5	66.2	63.5	62.6	62.1	62.2	58.0	54.9					
Avg. Dist. to Rail [m]	6.0	1.8	1.8	1.2	2.6	2.4	2.1	3.0					
Avg. Stride Freq. [Hz]	2.2	2.3	2.2	2.2	2.3	2.3	2.3	2.2					
Avg. Stride Length [m]	6.6	7.8	7.7	7.7	7.5	7.2	6.9	6.8					





Horse/Jockey Name	So You Can Torque
Final Rank	5
Fastest Section Time (Section)	0:11.25 (1400m)
Top Speed [km/h] (Section)	67.6 (Overall)
Race State	Finished

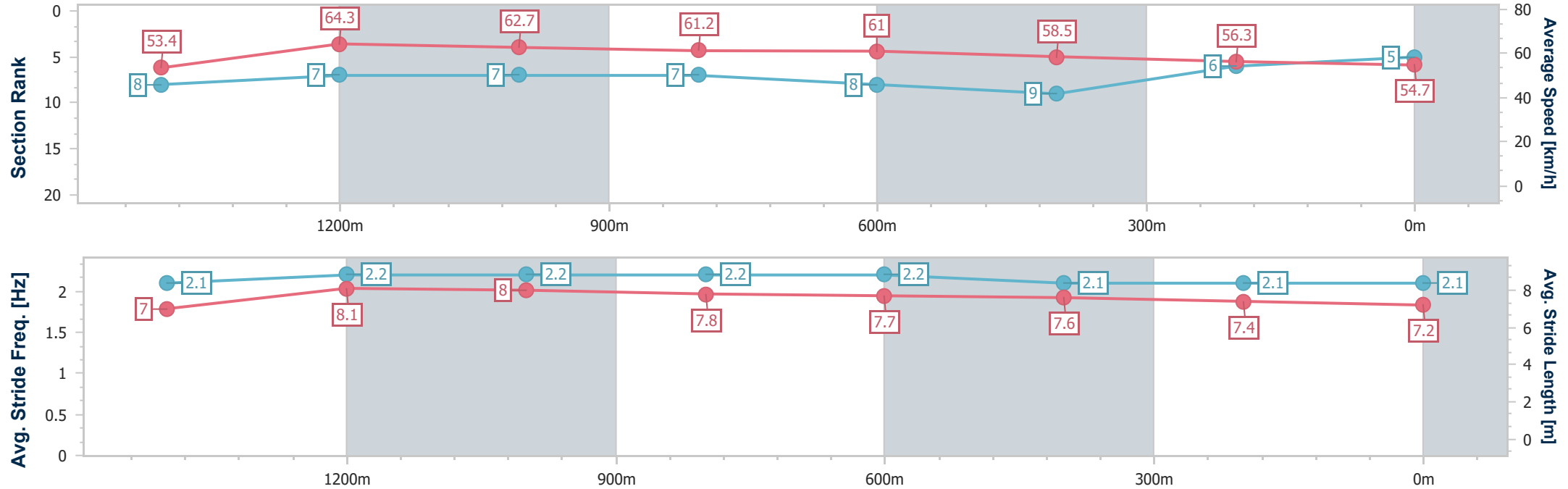


ToowoombaProfessional
Race 3: HANNAS TOOWOOMBA RATINGS BAND 0 - 58
Handicap - 1625m



29 November 2025 - 18:33
Track Rating: Good 4, Weather: Fine, Rail Position: True Entire Course.

Section	Overall	1400m	1200m	1000m	800m	600m	400m	200m					
Section Times	1:40.31 [5] (0:15.33)	1:24.98 [8] (0:11.25)	1:13.73 [7] (0:11.55)	1:02.18 [7] (0:11.85)	0:50.33 [7] (0:11.90)	0:38.43 [8] (0:12.43)	0:26.00 [9] (0:12.91)	0:13.09 [6] (0:13.09)					
Average Speed [km/h]	53.4	64.3	62.7	61.2	61.0	58.5	56.3	54.7					
Top Speed [km/h]	67.6	67.2	64.2	62.2	61.6	60.7	57.6	56.7					
Avg. Dist. to Rail [m]	6.4	1.4	3.4	1.9	3.0	1.9	2.4	5.2					
Avg. Stride Freq. [Hz]	2.1	2.2	2.2	2.2	2.2	2.1	2.1	2.1					
Avg. Stride Length [m]	7.0	8.1	8.0	7.8	7.7	7.6	7.4	7.2					



[] Ranking at each section and finish
-.-.- No data available at this section
NA No data available



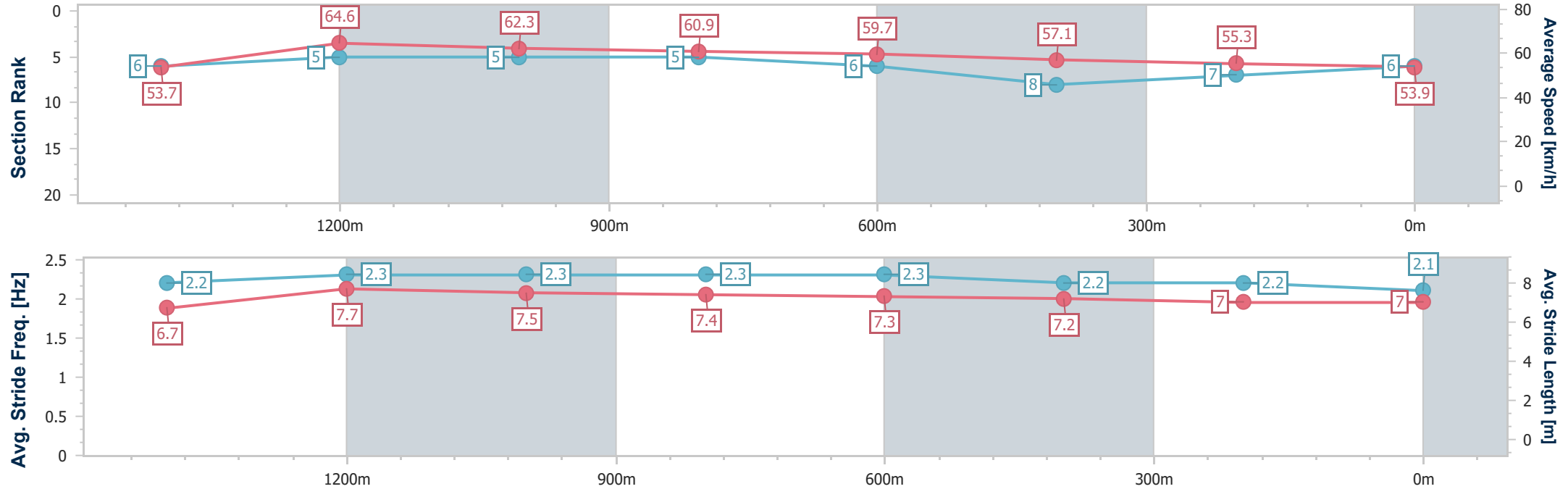
Horse/Jockey Name	Von Bee
Final Rank	6
Fastest Section Time (Section)	0:11.12 (1400m)
Top Speed [km/h] (Section)	68.1 (Overall)
Race State	Finished



ToowoombaProfessional
Race 3: HANNAS TOOWOOMBA RATINGS BAND 0 - 58
Handicap - 1625m
29 November 2025 - 18:33
Track Rating: Good 4, Weather: Fine, Rail Position: True Entire Course.



Section	Overall	1400m	1200m	1000m	800m	600m	400m	200m					
Section Times	1:40.59 [6] (0:15.14)	1:25.45 [6] (0:11.12)	1:14.33 [5] (0:11.59)	1:02.74 [5] (0:11.83)	0:50.91 [5] (0:12.06)	0:38.85 [6] (0:12.53)	0:26.32 [8] (0:12.97)	0:13.35 [7] (0:13.35)					
Average Speed [km/h]	53.7	64.6	62.3	60.9	59.7	57.1	55.3	53.9					
Top Speed [km/h]	68.1	67.5	64.0	61.7	61.2	60.1	56.7	55.8					
Avg. Dist. to Rail [m]	3.9	0.5	2.3	0.6	0.5	0.7	1.5	2.3					
Avg. Stride Freq. [Hz]	2.2	2.3	2.3	2.3	2.3	2.2	2.2	2.1					
Avg. Stride Length [m]	6.7	7.7	7.5	7.4	7.3	7.2	7.0	7.0					



[] Ranking at each section and finish
-.-.- No data available at this section
NA No data available



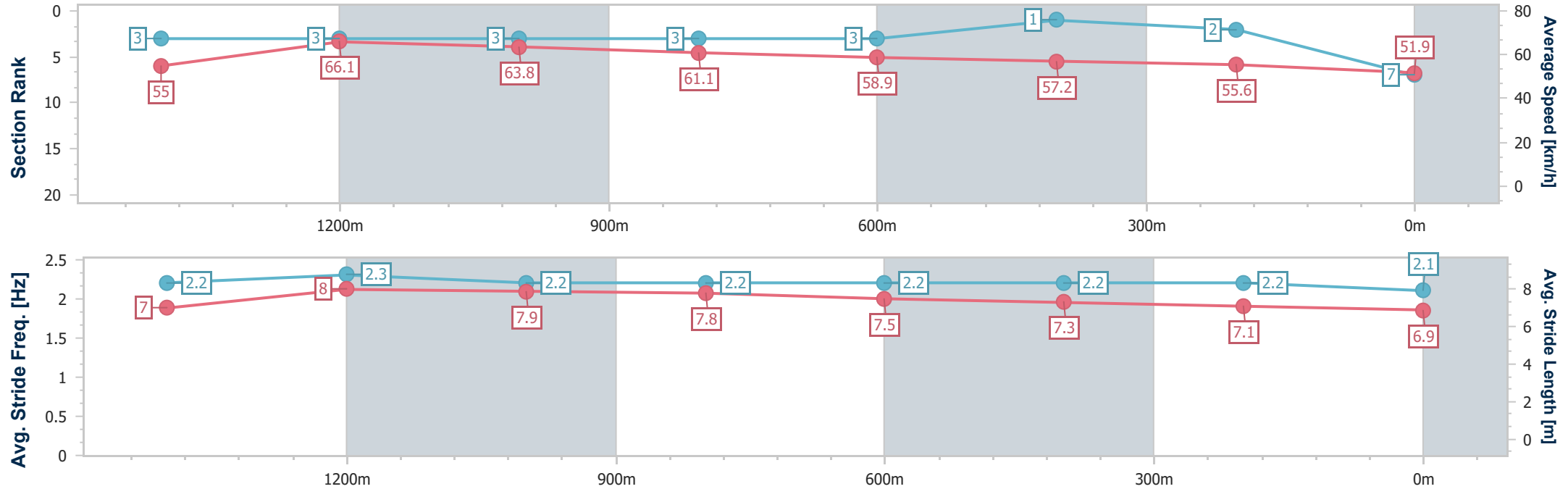
Horse/Jockey Name	Don't Stop Me Now
Final Rank	7
Fastest Section Time (Section)	0:11.01 (1400m)
Top Speed [km/h] (Section)	68.9 (1400m)
Race State	Finished



ToowoombaProfessional
Race 3: HANNAS TOOWOOMBA RATINGS BAND 0 - 58
Handicap - 1625m
29 November 2025 - 18:33
Track Rating: Good 4, Weather: Fine, Rail Position: True Entire Course.



Section	Overall	1400m	1200m	1000m	800m	600m	400m	200m					
Section Times	1:40.81 [7] (0:14.81)	1:26.00 [3] (0:11.01)	1:14.99 [3] (0:11.29)	1:03.70 [3] (0:11.88)	0:51.82 [3] (0:12.32)	0:39.50 [3] (0:12.62)	0:26.88 [1] (0:13.04)	0:13.84 [2] (0:13.84)					
Average Speed [km/h]	55.0	66.1	63.8	61.1	58.9	57.2	55.6	51.9					
Top Speed [km/h]	68.9	68.9	65.9	62.4	59.8	57.9	57.3	53.7					
Avg. Dist. to Rail [m]	4.2	2.3	2.4	1.8	2.1	1.0	1.9	0.7					
Avg. Stride Freq. [Hz]	2.2	2.3	2.2	2.2	2.2	2.2	2.2	2.1					
Avg. Stride Length [m]	7.0	8.0	7.9	7.8	7.5	7.3	7.1	6.9					





Horse/Jockey Name	Muchacho
Final Rank	8
Fastest Section Time (Section)	0:10.74 (1400m)
Top Speed [km/h] (Section)	68.9 (Overall)
Race State	Finished

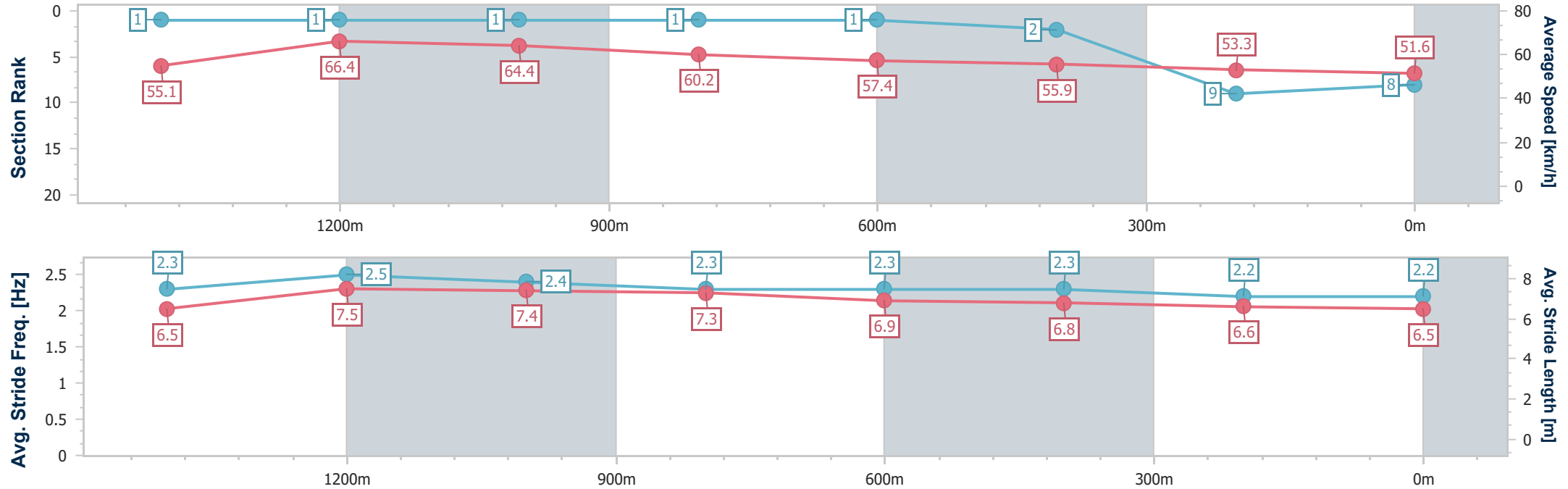


ToowoombaProfessional
Race 3: HANNAS TOOWOOMBA RATINGS BAND 0 - 58
Handicap - 1625m



29 November 2025 - 18:33
Track Rating: Good 4, Weather: Fine, Rail Position: True Entire Course.

Section	Overall	1400m	1200m	1000m	800m	600m	400m	200m					
Section Times	1:41.28 [8] (0:14.70)	1:26.58 [1] (0:10.74)	1:15.84 [1] (0:11.22)	1:04.62 [1] (0:11.96)	0:52.66 [1] (0:12.56)	0:40.10 [1] (0:12.79)	0:27.31 [2] (0:13.35)	0:13.96 [9] (0:13.96)					
Average Speed [km/h]	55.1	66.4	64.4	60.2	57.4	55.9	53.3	51.6					
Top Speed [km/h]	68.9	68.8	65.7	62.5	58.2	57.8	54.0	52.8					
Avg. Dist. to Rail [m]	2.9	1.0	1.4	0.4	0.2	1.7	2.5	1.4					
Avg. Stride Freq. [Hz]	2.3	2.5	2.4	2.3	2.3	2.3	2.2	2.2					
Avg. Stride Length [m]	6.5	7.5	7.4	7.3	6.9	6.8	6.6	6.5					



[] Ranking at each section and finish
- - - - No data available at this section
NA No data available



Horse/Jockey Name	Gotebo
Final Rank	9
Fastest Section Time (Section)	0:10.88 (1400m)
Top Speed [km/h] (Section)	68.6 (Overall)
Race State	Finished

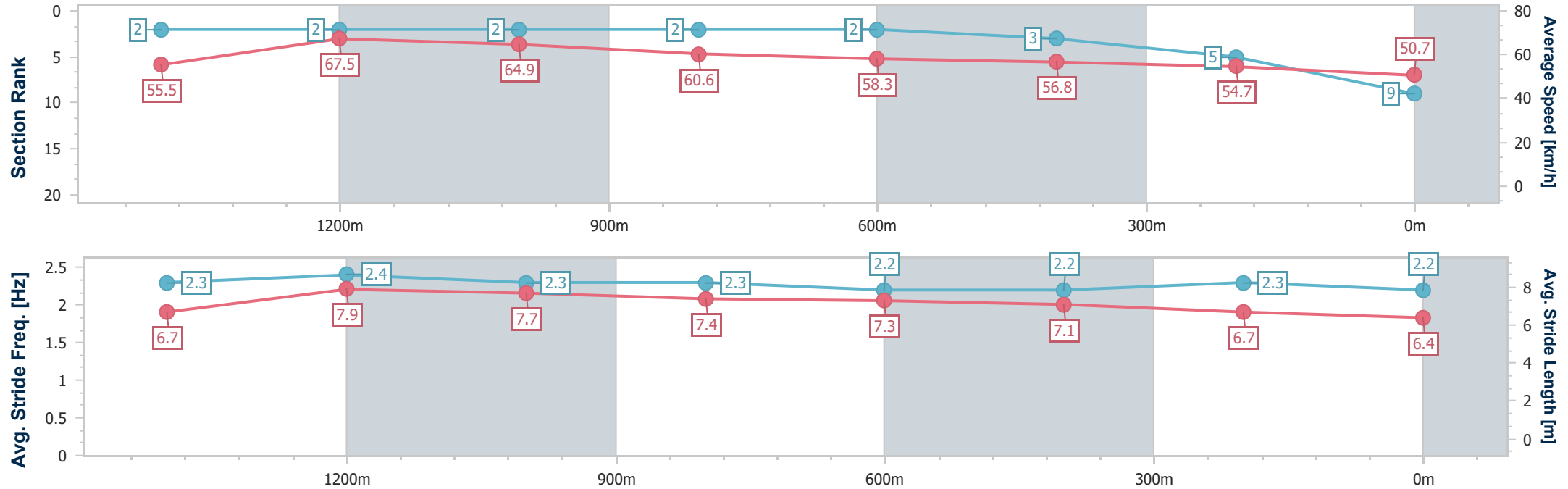


ToowoombaProfessional
Race 3: HANNAS TOOWOOMBA RATINGS BAND 0 - 58
Handicap - 1625m



29 November 2025 - 18:33
Track Rating: Good 4, Weather: Fine, Rail Position: True Entire Course.

Section	Overall	1400m	1200m	1000m	800m	600m	400m	200m					
Section Times	1:41.37 [9] (0:14.74)	1:26.63 [2] (0:10.88)	1:15.75 [2] (0:11.13)	1:04.62 [2] (0:12.01)	0:52.61 [2] (0:12.50)	0:40.11 [2] (0:12.72)	0:27.39 [3] (0:13.17)	0:14.22 [5] (0:14.22)					
Average Speed [km/h]	55.5	67.5	64.9	60.6	58.3	56.8	54.7	50.7					
Top Speed [km/h]	68.6	68.6	66.6	62.9	59.3	58.2	56.4	53.1					
Avg. Dist. to Rail [m]	7.5	3.3	4.3	3.5	3.2	0.9	0.8	0.3					
Avg. Stride Freq. [Hz]	2.3	2.4	2.3	2.3	2.2	2.2	2.3	2.2					
Avg. Stride Length [m]	6.7	7.9	7.7	7.4	7.3	7.1	6.7	6.4					



- [] Ranking at each section and finish
- .-.- No data available at this section
- NA No data available



Horse/Jockey Name	Ellitude
Final Rank	10
Fastest Section Time (Section)	0:11.26 (1400m)
Top Speed [km/h] (Section)	67.7 (Overall)
Race State	Finished

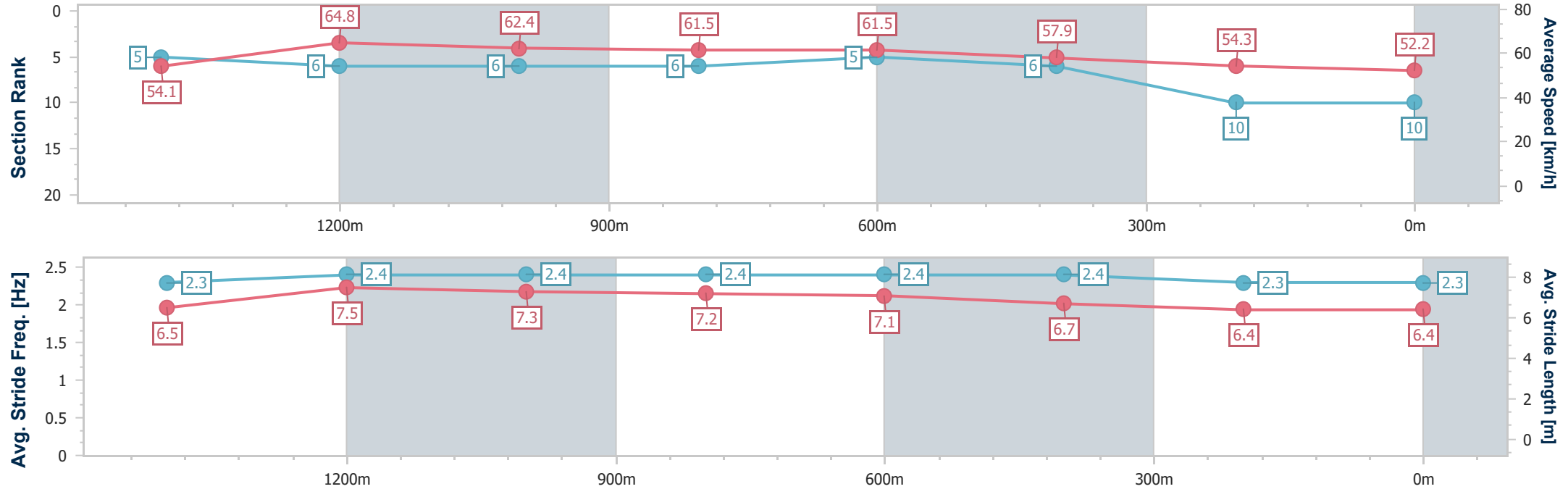


ToowoombaProfessional
Race 3: HANNAS TOOWOOMBA RATINGS BAND 0 - 58
Handicap - 1625m



29 November 2025 - 18:33
Track Rating: Good 4, Weather: Fine, Rail Position: True Entire Course.

Section	Overall	1400m	1200m	1000m	800m	600m	400m	200m					
Section Times	1:41.41 [10] (0:15.11)	1:26.30 [5] (0:11.26)	1:15.04 [6] (0:11.57)	1:03.47 [6] (0:11.78)	0:51.69 [6] (0:11.88)	0:39.81 [5] (0:12.60)	0:27.21 [6] (0:13.38)	0:13.83 [10] (0:13.83)					
Average Speed [km/h]	54.1	64.8	62.4	61.5	61.5	57.9	54.3	52.2					
Top Speed [km/h]	67.7	67.6	64.9	62.5	62.4	61.1	55.7	53.9					
Avg. Dist. to Rail [m]	5.3	2.6	3.3	2.7	3.3	2.6	3.4	3.2					
Avg. Stride Freq. [Hz]	2.3	2.4	2.4	2.4	2.4	2.4	2.3	2.3					
Avg. Stride Length [m]	6.5	7.5	7.3	7.2	7.1	6.7	6.4	6.4					



[] Ranking at each section and finish
-.-.- No data available at this section
NA No data available



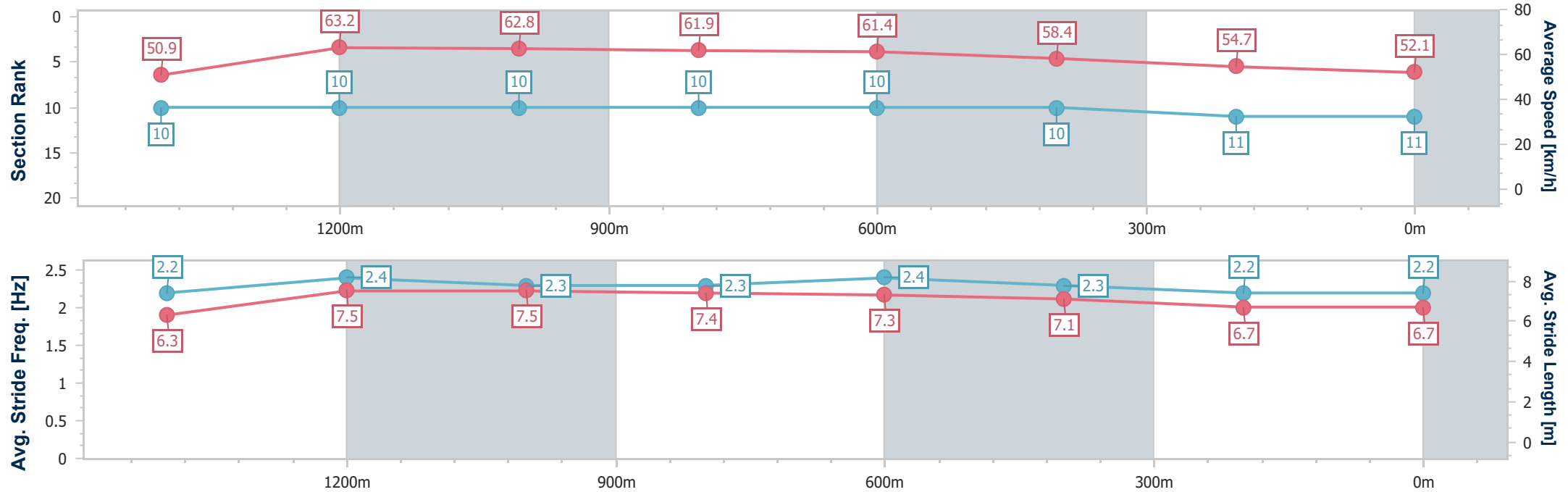
Horse/Jockey Name	Red Cobra
Final Rank	11
Fastest Section Time (Section)	0:11.36 (1400m)
Top Speed [km/h] (Section)	65.6 (1400m)
Race State	Finished



ToowoombaProfessional
Race 3: HANNAS TOOWOOMBA RATINGS BAND 0 - 58
Handicap - 1625m
29 November 2025 - 18:33
Track Rating: Good 4, Weather: Fine, Rail Position: True Entire Course.



Section	Overall	1400m	1200m	1000m	800m	600m	400m	200m					
Section Times	1:41.50 [11] (0:16.06)	1:25.44 [10] (0:11.36)	1:14.08 [10] (0:11.47)	1:02.61 [10] (0:11.60)	0:51.01 [10] (0:11.78)	0:39.23 [10] (0:12.35)	0:26.88 [10] (0:13.07)	0:13.81 [11] (0:13.81)					
Average Speed [km/h]	50.9	63.2	62.8	61.9	61.4	58.4	54.7	52.1					
Top Speed [km/h]	65.6	65.6	63.5	63.2	62.7	61.9	56.2	54.3					
Avg. Dist. to Rail [m]	6.6	0.7	0.2	0.2	1.1	0.8	1.2	0.7					
Avg. Stride Freq. [Hz]	2.2	2.4	2.3	2.3	2.4	2.3	2.2	2.2					
Avg. Stride Length [m]	6.3	7.5	7.5	7.4	7.3	7.1	6.7	6.7					





Toowoomba Professional
Race 4: GERRY BROWN'S SHELVING & STORAGE BENCHMARK 62
Handicap - 870m
29 November 2025 - 19:11



Track Rating: Good 4, Weather: Fine, Rail Position: True Entire Course.

Section						Overall	800m	600m	400m	200m	Last 600m	
Field Times						0:50.88 (0:06.26)	0:44.62 (0:10.41)	0:34.21 (0:10.93)	0:23.28 (0:11.47)	0:11.81 (0:11.81)	0:34.21	
Rank	TAB	Horse/Jockey	Barrier	Top Speed [km/h]	Fastest Section						Margin	Distance Travelled [m]
1	8	VESPER LYND	11	71.1	0:06.30	0:50.88 [1]	0:44.58 [4]	0:34.06 [4]	0:23.17 [4]	0:11.76 [2]	0:50.88	0:34.06
		Georgina Cartwright		800m	Overall	(0:06.30)	(0:10.52)	(0:10.89)	(0:11.41)	(0:11.76)		
2	10	CHASING TIME	5	70.7	0:06.44	0:50.91 [2]	0:44.47 [6]	0:33.91 [6]	0:23.10 [6]	0:11.72 [3]	0.16L	0:33.91 -8
		Dylan Turner		800m	Overall	(0:06.44)	(0:10.56)	(0:10.81)	(0:11.38)	(0:11.72)		
3	1	HEROIC CHIEF	6	70.4	0:06.72	0:50.94 [3]	0:44.22 [10]	0:33.56 [10]	0:22.83 [8]	0:11.66 [6]	0.34L	0:33.56 -3
		Jake Molloy		600m	Overall	(0:06.72)	(0:10.66)	(0:10.73)	(0:11.17)	(0:11.66)		
4	6	SPIKED	9	71.1	0:06.55	0:50.98 [4]	0:44.43 [9]	0:33.89 [7]	0:23.05 [7]	0:11.67 [7]	0.6L	0:33.89 -5
		Les Tilley		800m	Overall	(0:06.55)	(0:10.54)	(0:10.84)	(0:11.38)	(0:11.67)		
5	11	DIAMANTINA ROSE	12	71.8	0:06.29	0:51.06 [5]	0:44.77 [3]	0:34.39 [1]	0:23.46 [1]	0:11.99 [1]	1.06L	0:34.39 -2
		Kenji Yoshida		800m	Overall	(0:06.29)	(0:10.38)	(0:10.93)	(0:11.47)	(0:11.99)		
6	3	HARD LANDING	2	69.2	0:06.49	0:51.08 [6]	0:44.59 [7]	0:33.71 [9]	0:22.86 [10]	0:11.63 [9]	1.15L	0:33.71 -8
		Erin Molloy		600m	Overall	(0:06.49)	(0:10.88)	(0:10.85)	(0:11.23)	(0:11.63)		
7	12	RUNAROUND SUE	10	70.5	0:06.34	0:51.18 [7]	0:44.84 [5]	0:34.36 [3]	0:23.40 [5]	0:11.92 [5]	1.73L	0:34.36 -5
		Chloe Lowe		600m	Overall	(0:06.34)	(0:10.48)	(0:10.96)	(0:11.48)	(0:11.92)		
8	7	VELOCE METEOR	8	71.3	0:06.79	0:51.38 [8]	0:44.59 [11]	0:33.92 [11]	0:23.23 [9]	0:11.91 [10]	2.92L	0:33.92 -1
		Sarah Robbins		800m	Overall	(0:06.79)	(0:10.67)	(0:10.69)	(0:11.32)	(0:11.91)		
9	5	PUROSANGUE	3	69.9	0:06.27	0:51.41 [9]	0:45.14 [2]	0:34.54 [5]	0:23.73 [3]	0:12.21 [4]	3.12L	0:34.54 -10
		Kelsey Lenton		800m	Overall	(0:06.27)	(0:10.60)	(0:10.81)	(0:11.52)	(0:12.21)		
10	4	MR ENCORE	4	71.1	0:06.26	0:51.97 [10]	0:45.71 [1]	0:35.26 [2]	0:24.29 [2]	0:12.58 [8]	6.4L	0:35.26 -4
		Hannah Richardson		800m	Overall	(0:06.26)	(0:10.45)	(0:10.97)	(0:11.71)	(0:12.58)		

Scratched: Miss De Blaas (#9), Bulsara (#2), Master Miyagi (#15), Turn Up The Music (#16), Lonergy (#14)

Report Created: Sat 29 November 2025 21:32 GMT (Note: Timing is based on position data)

Page 1/13

[] Ranking at each section and finish
-:-:- No data available at this section
NA No data available

SCN Saddle cloth number
DNF Did not finish
DNT Did not track

data processed by  TRIPLESDATA



Toowoomba Professional
Race 4: GERRY BROWN'S SHELVING & STORAGE BENCHMARK 62
Handicap - 870m
29 November 2025 - 19:11



Track Rating: Good 4, Weather: Fine, Rail Position: True Entire Course.

Section						Overall	800m	600m	400m	200m	Last 600m		
Field Times						0:50.88 (0:06.26)	0:44.62 (0:10.41)	0:34.21 (0:10.93)	0:23.28 (0:11.47)	0:11.81 (0:11.81)	0:34.21		
Rank	TAB	Horse/Jockey	Barrier	Top Speed [km/h]	Fastest Section	Margin							Distance Travelled [m]
11	13	I'M PINKER	1	68.9	0:06.54	0:52.23 [11]	0:45.69 [8]	0:35.02 [8]	0:23.97 [11]	0:12.28 [11]	7.94L	0:35.02	-11
		Brooke Stower		800m	Overall	(0:06.54)	(0:10.67)	(0:11.05)	(0:11.69)	(0:12.28)			

Scratched: Miss De Blaas (#9), Bulsara (#2), Master Miyagi (#15), Turn Up The Music (#16), Lonergy (#14)



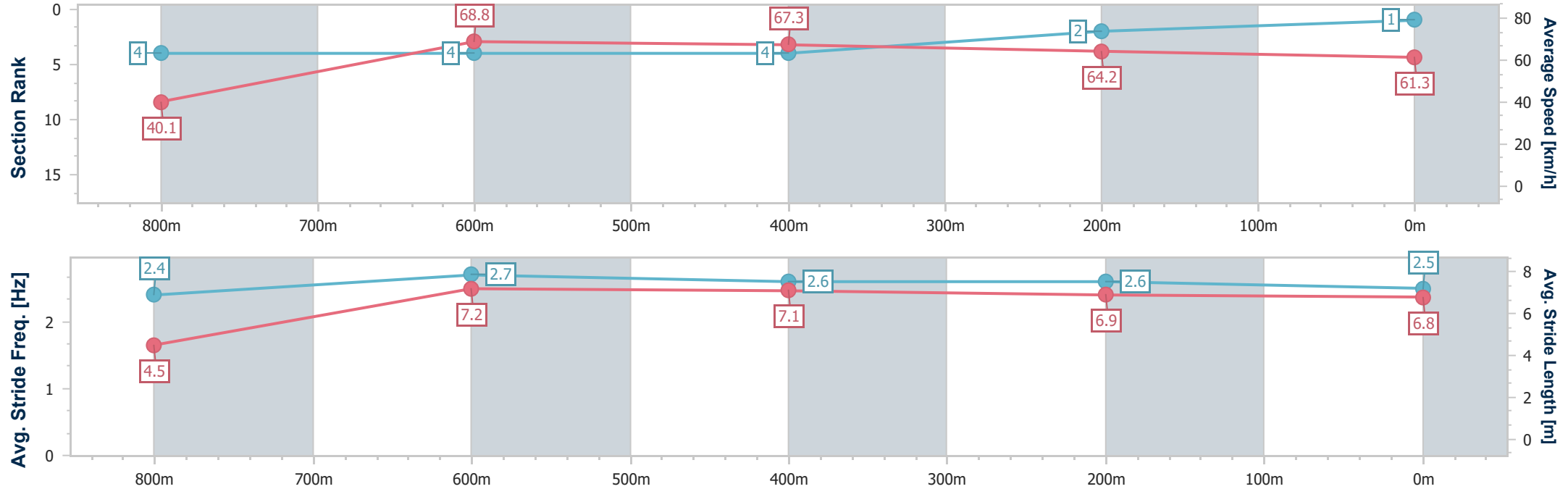
Horse/Jockey Name	Vesper Lynd
Final Rank	1
Fastest Section Time (Section)	0:06.30 (Overall)
Top Speed [km/h] (Section)	71.1 (800m)
Race State	Finished



ToowoombaProfessional
Race 4: GERRY BROWN'S SHELIVING & STORAGE
BENCHMARK 62 Handicap - 870m
29 November 2025 - 19:11
Track Rating: Good 4, Weather: Fine, Rail Position: True Entire Course.



Section	Overall	800m	600m	400m	200m										
Section Times	0:50.88 [1] (0:06.30)	0:44.58 [4] (0:10.52)	0:34.06 [4] (0:10.89)	0:23.17 [4] (0:11.41)	0:11.76 [2] (0:11.76)										
Average Speed [km/h]	40.1	68.8	67.3	64.2	61.3										
Top Speed [km/h]	64.8	71.1	71.1	65.3	62.9										
Avg. Dist. to Rail [m]	8.1	3.7	3.3	4.9	4.9										
Avg. Stride Freq. [Hz]	2.4	2.7	2.6	2.6	2.5										
Avg. Stride Length [m]	4.5	7.2	7.1	6.9	6.8										





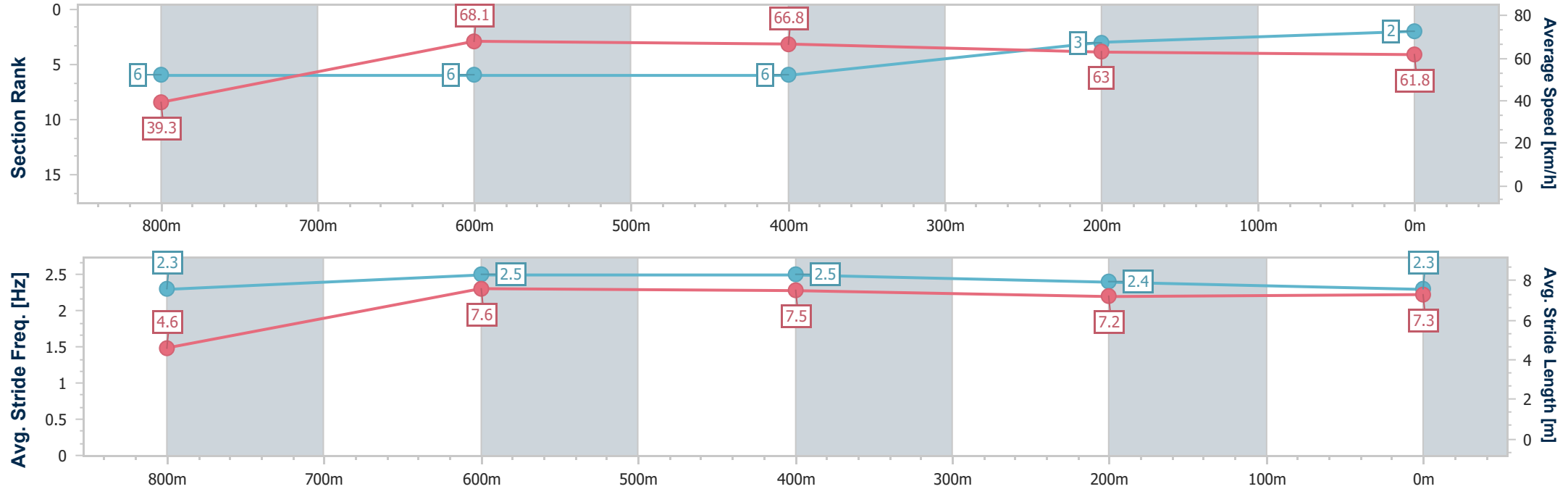
Horse/Jockey Name	Chasing Time
Final Rank	2
Fastest Section Time (Section)	0:06.44 (Overall)
Top Speed [km/h] (Section)	70.7 (800m)
Race State	Finished



ToowoombaProfessional
Race 4: GERRY BROWN'S SHELIVING & STORAGE
BENCHMARK 62 Handicap - 870m
29 November 2025 - 19:11
Track Rating: Good 4, Weather: Fine, Rail Position: True Entire Course.



Section	Overall	800m	600m	400m	200m										
Section Times	0:50.91 [2] (0:06.44)	0:44.47 [6] (0:10.56)	0:33.91 [6] (0:10.81)	0:23.10 [6] (0:11.38)	0:11.72 [3] (0:11.72)										
Average Speed [km/h]	39.3	68.1	66.8	63.0	61.8										
Top Speed [km/h]	62.5	70.7	69.8	64.4	63.5										
Avg. Dist. to Rail [m]	2.5	1.0	0.5	0.6	0.6										
Avg. Stride Freq. [Hz]	2.3	2.5	2.5	2.4	2.3										
Avg. Stride Length [m]	4.6	7.6	7.5	7.2	7.3										



[] Ranking at each section and finish
-.-.- No data available at this section
NA No data available



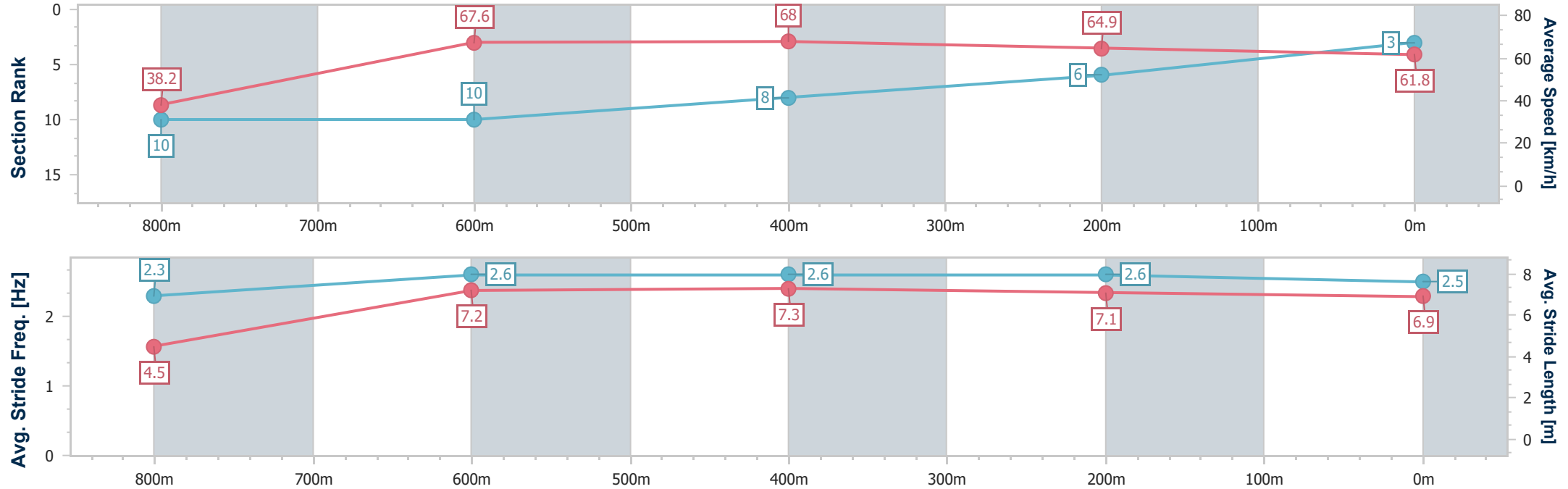
Horse/Jockey Name	Heroic Chief
Final Rank	3
Fastest Section Time (Section)	0:06.72 (Overall)
Top Speed [km/h] (Section)	70.4 (600m)
Race State	Finished



ToowoombaProfessional
Race 4: GERRY BROWN'S SHELIVING & STORAGE
BENCHMARK 62 Handicap - 870m
29 November 2025 - 19:11
Track Rating: Good 4, Weather: Fine, Rail Position: True Entire Course.



Section	Overall	800m	600m	400m	200m										
Section Times	0:50.94 [3] (0:06.72)	0:44.22 [10] (0:10.66)	0:33.56 [10] (0:10.73)	0:22.83 [8] (0:11.17)	0:11.66 [6] (0:11.66)										
Average Speed [km/h]	38.2	67.6	68.0	64.9	61.8										
Top Speed [km/h]	61.0	70.2	70.4	66.8	64.1										
Avg. Dist. to Rail [m]	5.4	2.9	1.9	3.2	5.3										
Avg. Stride Freq. [Hz]	2.3	2.6	2.6	2.6	2.5										
Avg. Stride Length [m]	4.5	7.2	7.3	7.1	6.9										





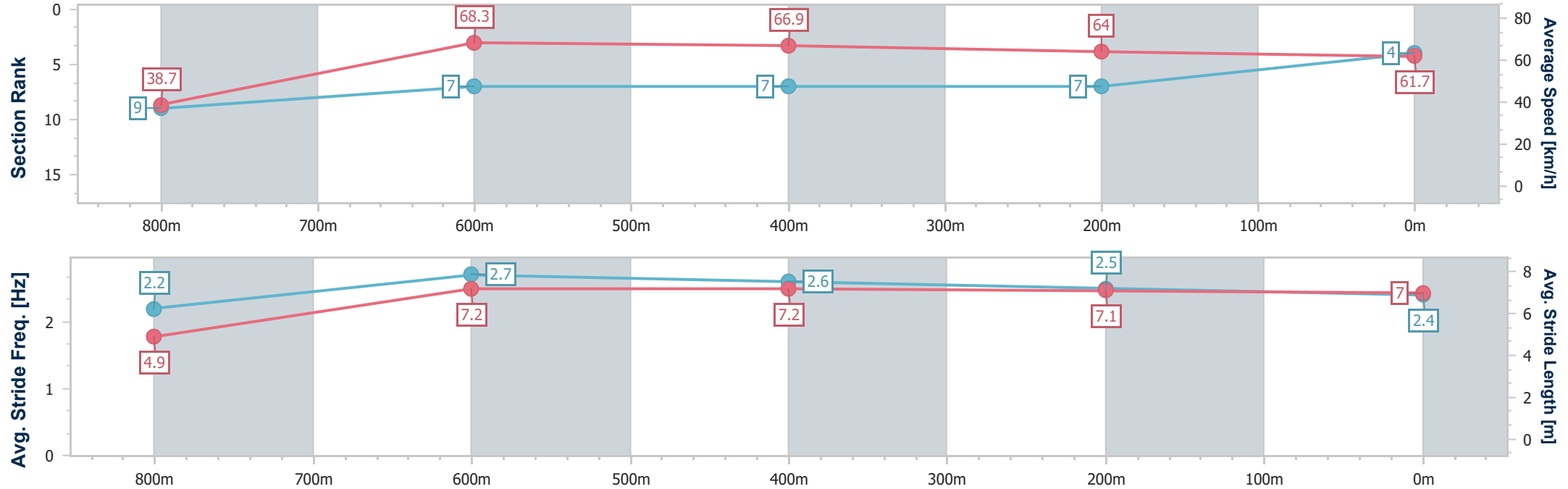
Horse/Jockey Name	Spiked
Final Rank	4
Fastest Section Time (Section)	0:06.55 (Overall)
Top Speed [km/h] (Section)	71.1 (800m)
Race State	Finished



ToowoombaProfessional
Race 4: GERRY BROWN'S SHELIVING & STORAGE
BENCHMARK 62 Handicap - 870m
29 November 2025 - 19:11
Track Rating: Good 4, Weather: Fine, Rail Position: True Entire Course.



Section	Overall	800m	600m	400m	200m										
Section Times	0:50.98 [4] (0:06.55)	0:44.43 [9] (0:10.54)	0:33.89 [7] (0:10.84)	0:23.05 [7] (0:11.38)	0:11.67 [7] (0:11.67)										
Average Speed [km/h]	38.7	68.3	66.9	64.0	61.7										
Top Speed [km/h]	63.1	71.1	71.0	64.7	64.3										
Avg. Dist. to Rail [m]	2.9	1.0	1.6	3.1	4.6										
Avg. Stride Freq. [Hz]	2.2	2.7	2.6	2.5	2.4										
Avg. Stride Length [m]	4.9	7.2	7.2	7.1	7.0										



[] Ranking at each section and finish
-.-.- No data available at this section
NA No data available



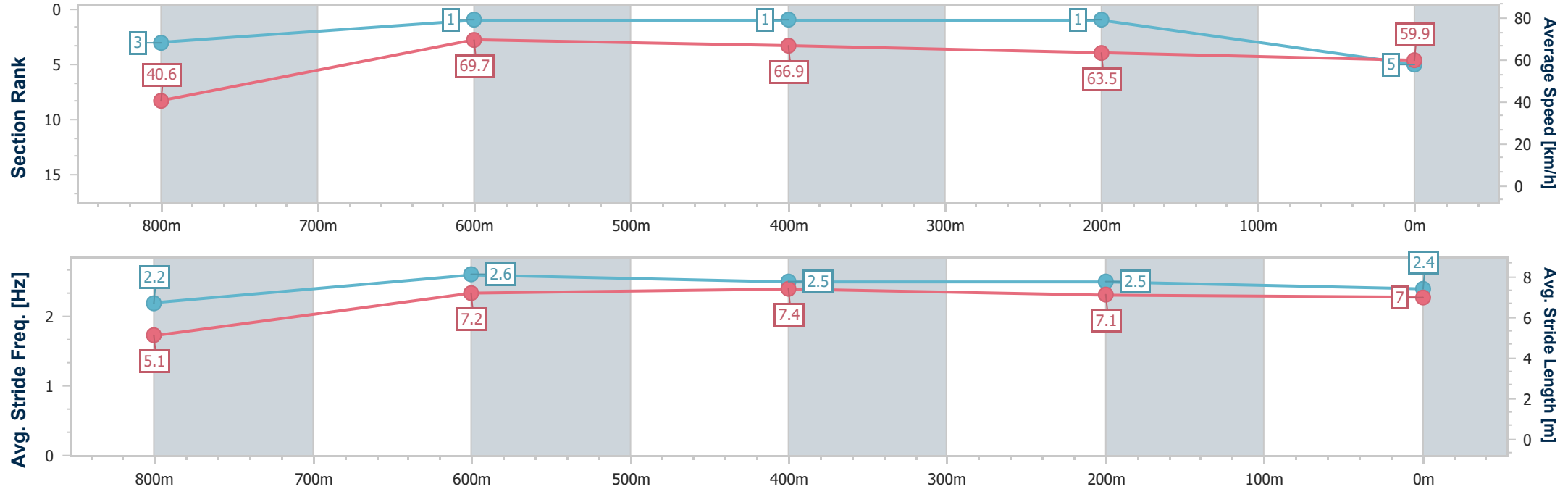
Horse/Jockey Name	Diamantina Rose
Final Rank	5
Fastest Section Time (Section)	0:06.29 (Overall)
Top Speed [km/h] (Section)	71.8 (800m)
Race State	Finished



ToowoombaProfessional
Race 4: GERRY BROWN'S SHELIVING & STORAGE
BENCHMARK 62 Handicap - 870m
29 November 2025 - 19:11
Track Rating: Good 4, Weather: Fine, Rail Position: True Entire Course.



Section	Overall	800m	600m	400m	200m									
Section Times	0:51.06 [5] (0:06.29)	0:44.77 [3] (0:10.38)	0:34.39 [1] (0:10.93)	0:23.46 [1] (0:11.47)	0:11.99 [1] (0:11.99)									
Average Speed [km/h]	40.6	69.7	66.9	63.5	59.9									
Top Speed [km/h]	65.2	71.8	71.3	64.9	61.9									
Avg. Dist. to Rail [m]	9.7	4.8	3.0	2.6	2.9									
Avg. Stride Freq. [Hz]	2.2	2.6	2.5	2.5	2.4									
Avg. Stride Length [m]	5.1	7.2	7.4	7.1	7.0									





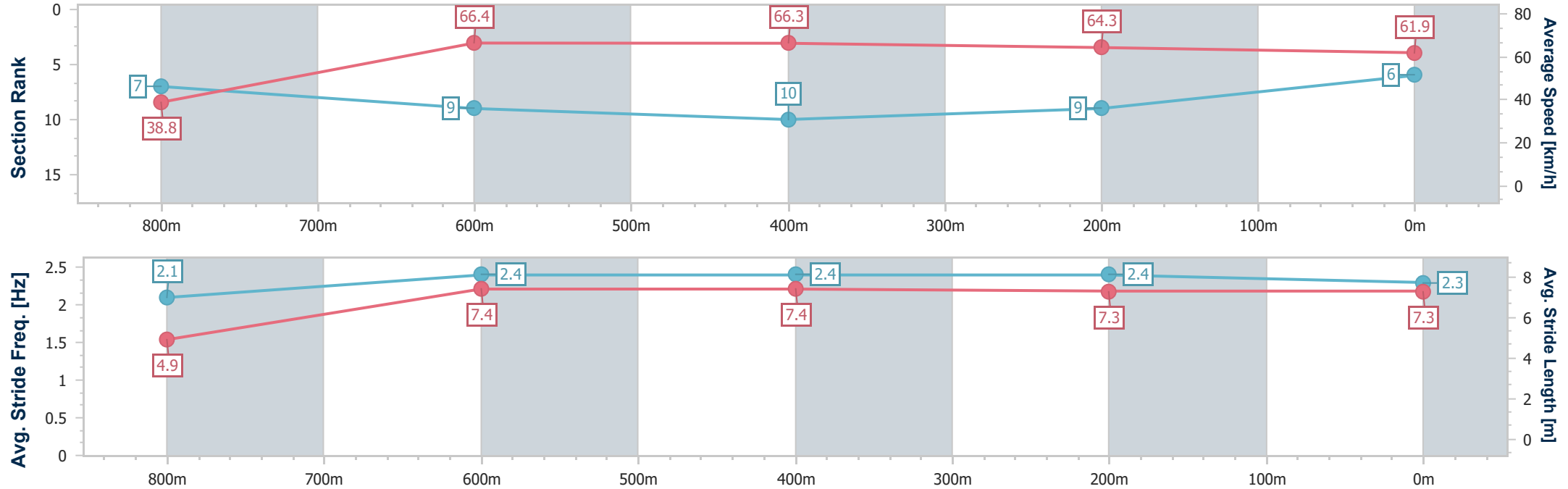
Horse/Jockey Name	Hard Landing
Final Rank	6
Fastest Section Time (Section)	0:06.49 (Overall)
Top Speed [km/h] (Section)	69.2 (600m)
Race State	Finished



ToowoombaProfessional
Race 4: GERRY BROWN'S SHELIVING & STORAGE
BENCHMARK 62 Handicap - 870m
29 November 2025 - 19:11
Track Rating: Good 4, Weather: Fine, Rail Position: True Entire Course.



Section	Overall	800m	600m	400m	200m									
Section Times	0:51.08 [6] (0:06.49)	0:44.59 [7] (0:10.88)	0:33.71 [9] (0:10.85)	0:22.86 [10] (0:11.23)	0:11.63 [9] (0:11.63)									
Average Speed [km/h]	38.8	66.4	66.3	64.3	61.9									
Top Speed [km/h]	60.8	68.5	69.2	64.9	64.3									
Avg. Dist. to Rail [m]	3.8	2.2	0.4	1.5	5.4									
Avg. Stride Freq. [Hz]	2.1	2.4	2.4	2.4	2.3									
Avg. Stride Length [m]	4.9	7.4	7.4	7.3	7.3									



[] Ranking at each section and finish
-.-.- No data available at this section
NA No data available



Horse/Jockey Name	Runaround Sue
Final Rank	7
Fastest Section Time (Section)	0:06.34 (Overall)
Top Speed [km/h] (Section)	70.5 (600m)
Race State	Finished

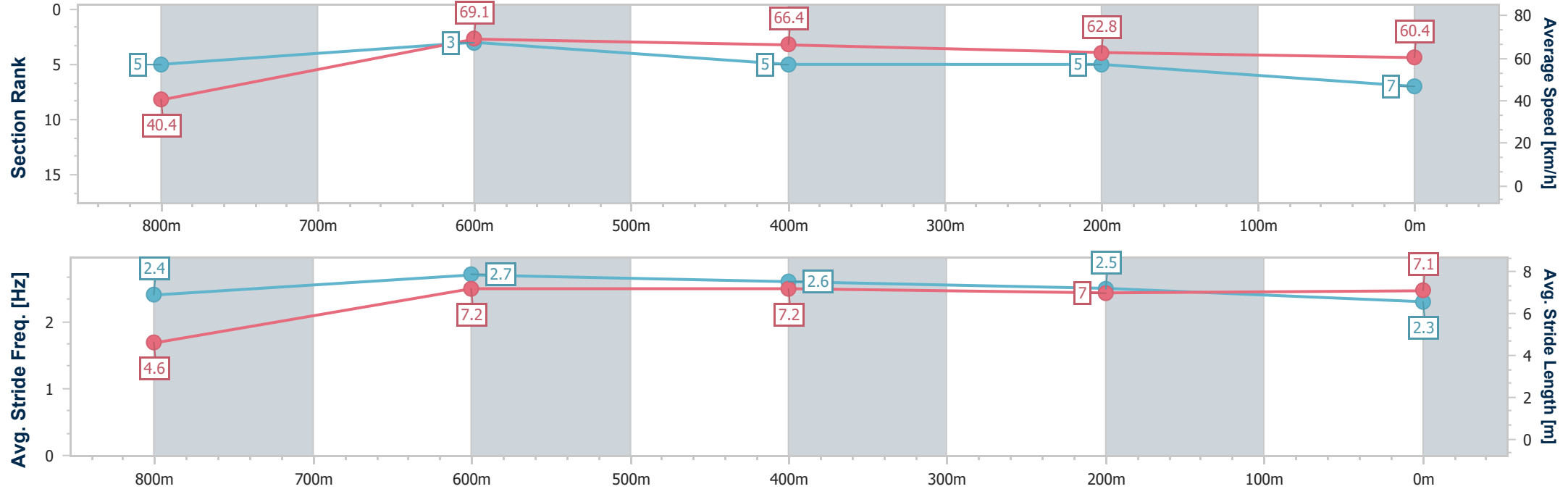


ToowoombaProfessional
Race 4: GERRY BROWN'S SHELIVING & STORAGE
BENCHMARK 62 Handicap - 870m



29 November 2025 - 19:11
Track Rating: Good 4, Weather: Fine, Rail Position: True Entire
Course.

Section	Overall	800m	600m	400m	200m									
Section Times	0:51.18 [7] (0:06.34)	0:44.84 [5] (0:10.48)	0:34.36 [3] (0:10.96)	0:23.40 [5] (0:11.48)	0:11.92 [5] (0:11.92)									
Average Speed [km/h]	40.4	69.1	66.4	62.8	60.4									
Top Speed [km/h]	64.5	70.4	70.5	64.3	62.8									
Avg. Dist. to Rail [m]	7.9	3.9	1.7	1.3	2.0									
Avg. Stride Freq. [Hz]	2.4	2.7	2.6	2.5	2.3									
Avg. Stride Length [m]	4.6	7.2	7.2	7.0	7.1									



- [] Ranking at each section and finish
- .-.- No data available at this section
- NA No data available



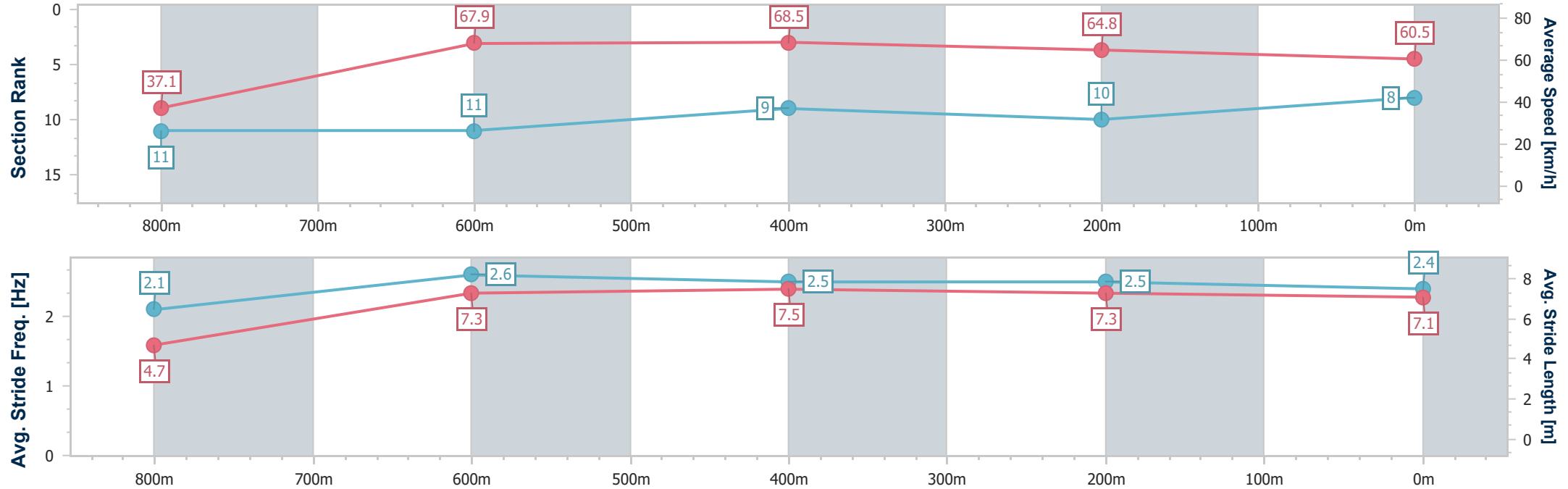
Horse/Jockey Name	Veloce Meteor
Final Rank	8
Fastest Section Time (Section)	0:06.79 (Overall)
Top Speed [km/h] (Section)	71.3 (800m)
Race State	Finished



ToowoombaProfessional
Race 4: GERRY BROWN'S SHELIVING & STORAGE
BENCHMARK 62 Handicap - 870m
29 November 2025 - 19:11
Track Rating: Good 4, Weather: Fine, Rail Position: True Entire Course.



Section	Overall	800m	600m	400m	200m										
Section Times	0:51.38 [8] (0:06.79)	0:44.59 [11] (0:10.67)	0:33.92 [11] (0:10.69)	0:23.23 [9] (0:11.32)	0:11.91 [10] (0:11.91)										
Average Speed [km/h]	37.1	67.9	68.5	64.8	60.5										
Top Speed [km/h]	60.0	71.3	70.7	66.3	62.7										
Avg. Dist. to Rail [m]	6.2	3.9	3.1	6.2	8.0										
Avg. Stride Freq. [Hz]	2.1	2.6	2.5	2.5	2.4										
Avg. Stride Length [m]	4.7	7.3	7.5	7.3	7.1										





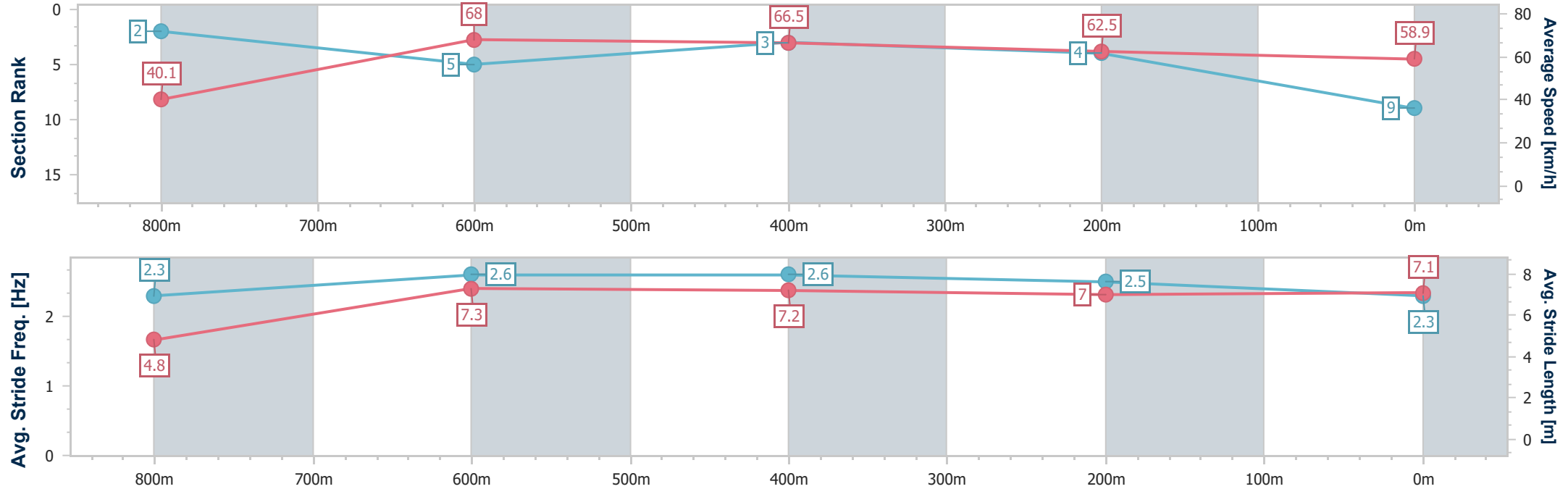
Horse/Jockey Name	Purosangue
Final Rank	9
Fastest Section Time (Section)	0:06.27 (Overall)
Top Speed [km/h] (Section)	69.9 (800m)
Race State	Finished



ToowoombaProfessional
Race 4: GERRY BROWN'S SHELIVING & STORAGE
BENCHMARK 62 Handicap - 870m
29 November 2025 - 19:11
Track Rating: Good 4, Weather: Fine, Rail Position: True Entire Course.



Section	Overall	800m	600m	400m	200m								
Section Times	0:51.41 [9] (0:06.27)	0:45.14 [2] (0:10.60)	0:34.54 [5] (0:10.81)	0:23.73 [3] (0:11.52)	0:12.21 [4] (0:12.21)								
Average Speed [km/h]	40.1	68.0	66.5	62.5	58.9								
Top Speed [km/h]	62.9	69.9	69.5	63.9	62.8								
Avg. Dist. to Rail [m]	4.1	1.0	0.8	1.3	1.5								
Avg. Stride Freq. [Hz]	2.3	2.6	2.6	2.5	2.3								
Avg. Stride Length [m]	4.8	7.3	7.2	7.0	7.1								



[] Ranking at each section and finish
-.-.- No data available at this section
NA No data available



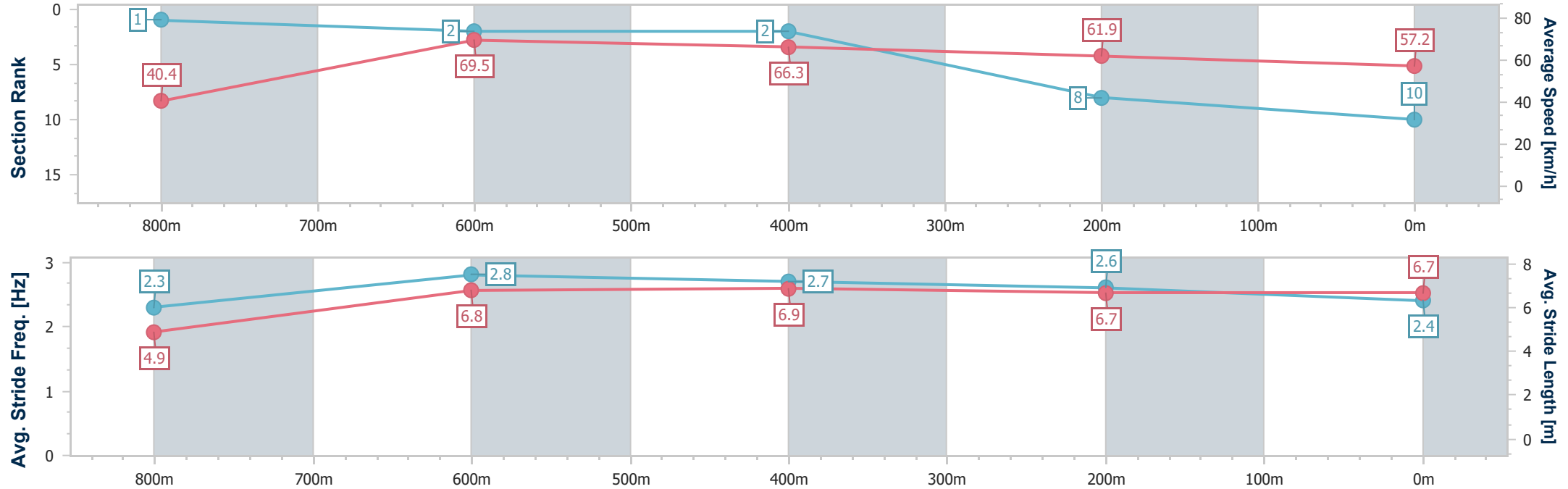
Horse/Jockey Name	Mr Encore
Final Rank	10
Fastest Section Time (Section)	0:06.26 (Overall)
Top Speed [km/h] (Section)	71.1 (800m)
Race State	Finished



ToowoombaProfessional
Race 4: GERRY BROWN'S SHELIVING & STORAGE
BENCHMARK 62 Handicap - 870m
29 November 2025 - 19:11
Track Rating: Good 4, Weather: Fine, Rail Position: True Entire Course.



Section	Overall	800m	600m	400m	200m										
Section Times	0:51.97 [10] (0:06.26)	0:45.71 [1] (0:10.45)	0:35.26 [2] (0:10.97)	0:24.29 [2] (0:11.71)	0:12.58 [8] (0:12.58)										
Average Speed [km/h]	40.4	69.5	66.3	61.9	57.2										
Top Speed [km/h]	63.3	71.1	69.6	63.4	60.2										
Avg. Dist. to Rail [m]	6.8	3.8	2.1	2.2	1.6										
Avg. Stride Freq. [Hz]	2.3	2.8	2.7	2.6	2.4										
Avg. Stride Length [m]	4.9	6.8	6.9	6.7	6.7										





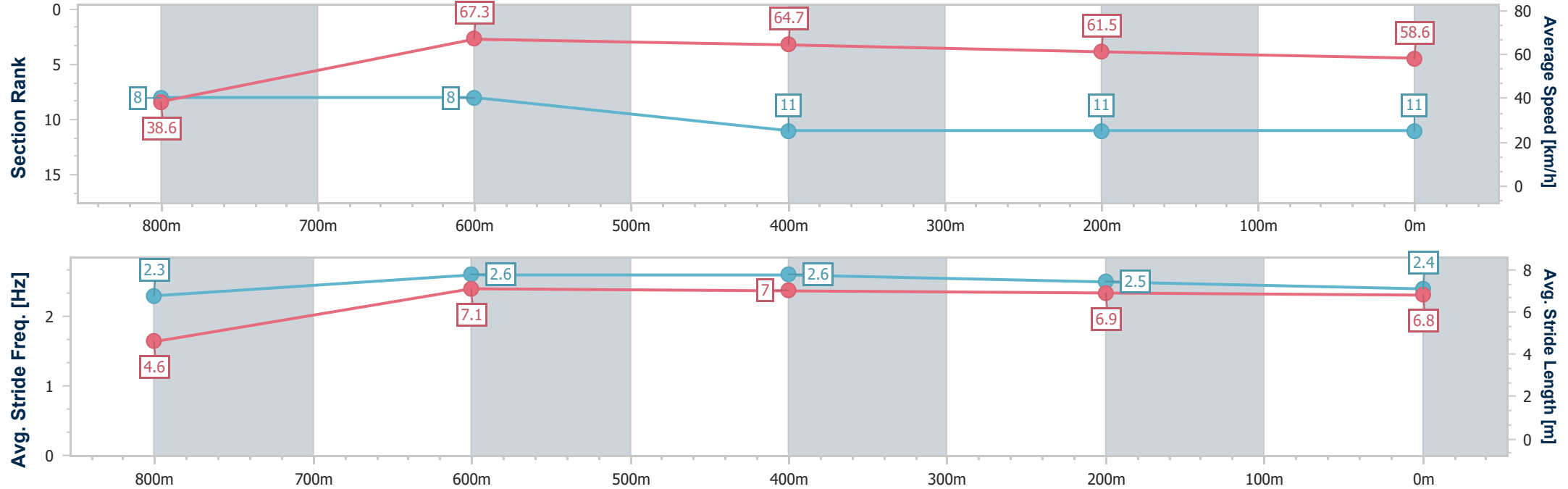
Horse/Jockey Name	I'm Pinker
Final Rank	11
Fastest Section Time (Section)	0:06.54 (Overall)
Top Speed [km/h] (Section)	68.9 (800m)
Race State	Finished



ToowoombaProfessional
Race 4: GERRY BROWN'S SHELIVING & STORAGE
BENCHMARK 62 Handicap - 870m
29 November 2025 - 19:11
Track Rating: Good 4, Weather: Fine, Rail Position: True Entire Course.



Section	Overall	800m	600m	400m	200m										
Section Times	0:52.23 [11] (0:06.54)	0:45.69 [8] (0:10.67)	0:35.02 [8] (0:11.05)	0:23.97 [11] (0:11.69)	0:12.28 [11] (0:12.28)										
Average Speed [km/h]	38.6	67.3	64.7	61.5	58.6										
Top Speed [km/h]	62.2	68.9	67.6	63.1	59.9										
Avg. Dist. to Rail [m]	2.1	2.3	1.0	0.7	0.7										
Avg. Stride Freq. [Hz]	2.3	2.6	2.6	2.5	2.4										
Avg. Stride Length [m]	4.6	7.1	7.0	6.9	6.8										





Toowoomba Professional
Race 5: LIVING TURF Maiden Handicap - 1100m
29 November 2025 - 19:55



Track Rating: Good 4, Weather: Fine, Rail Position: True Entire Course.

Section						Overall	1000m	800m	600m	400m	200m	Last 600m			
Field Times						1:06.83 (0:08.26)	0:58.57 (0:10.86)	0:47.71 (0:11.15)	0:36.56 (0:11.64)	0:24.92 (0:12.17)	0:12.75 (0:12.75)	0:36.56			
Rank	TAB	Horse/Jockey	Barrier	Top Speed [km/h]	Fastest Section								Margin	Distance Travelled [m]	
1	6	SPLASH LUMA	10	67.5	0:08.48	1:06.83 [1]	0:58.35 [4]	0:47.32 [2]	0:36.16 [2]	0:24.57 [2]	0:12.49 [2]	1:06.83	0:36.16		
		Kenji Yoshida		1000m	Overall	(0:08.48)	(0:11.03)	(0:11.16)	(0:11.59)	(0:12.08)	(0:12.49)				
2	3	LINTHORPE LUCK	11	65.2	0:08.64	1:06.89 [2]	0:58.25 [6]	0:46.87 [9]	0:35.26 [13]	0:23.67 [11]	0:11.95 [4]	0.36L	0:35.26	+4	
		Cody Collis		1000m	Overall	(0:08.64)	(0:11.38)	(0:11.61)	(0:11.59)	(0:11.72)	(0:11.95)				
3	4	HELL TO THE LINE	14	66.6	0:08.84	1:06.93 [3]	0:58.09 [10]	0:46.66 [13]	0:35.46 [11]	0:23.83 [9]	0:11.92 [6]	0.6L	0:35.46	+7	
		Gary Geran		800m	Overall	(0:08.84)	(0:11.43)	(0:11.20)	(0:11.63)	(0:11.91)	(0:11.92)				
4	17	ZOUSAIN GIRL	5	67.7	0:08.26	1:07.04 [4]	0:58.78 [1]	0:47.92 [1]	0:36.77 [1]	0:25.13 [1]	0:12.96 [1]	1.25L	0:36.77	-3	
		Mark Du Plessis		1000m	Overall	(0:08.26)	(0:10.86)	(0:11.15)	(0:11.64)	(0:12.17)	(0:12.96)				
5	10	MAGNETIC ISLAND	12	66.9	0:08.61	1:07.19 [5]	0:58.58 [5]	0:47.36 [6]	0:36.00 [7]	0:24.26 [6]	0:12.21 [5]	2.17L	0:36.00	+8	
		Olivia Kendal		1000m	Overall	(0:08.61)	(0:11.22)	(0:11.36)	(0:11.74)	(0:12.05)	(0:12.21)				
6	1	REVANTAS	8	66.7	0:08.43	1:07.36 [6]	0:58.93 [2]	0:47.80 [3]	0:36.67 [3]	0:24.96 [3]	0:12.75 [3]	3.12L	0:36.67	-5	
		Les Tilley		1000m	Overall	(0:08.43)	(0:11.13)	(0:11.13)	(0:11.71)	(0:12.21)	(0:12.75)				
7	16	PRINCE OF SYNERGY	13	65.7	0:09.11	1:07.63 [7]	0:58.52 [13]	0:47.39 [12]	0:36.15 [12]	0:24.21 [13]	0:12.07 [11]	4.76L	0:36.15	-3	
		Montanna Savva		1000m	Overall	(0:09.11)	(0:11.13)	(0:11.24)	(0:11.94)	(0:12.14)	(0:12.07)				
8	19	PROUD MISS	9	65.7	0:08.77	1:07.83 [8]	0:59.06 [9]	0:47.76 [10]	0:36.56 [8]	0:24.82 [8]	0:12.64 [8]	5.94L	0:36.56	-2	
		Olivia Webb		1000m	Overall	(0:08.77)	(0:11.30)	(0:11.20)	(0:11.74)	(0:12.18)	(0:12.64)				
9	5	ELITE BLONDE	4	65.2	0:08.74	1:07.98 [9]	0:59.24 [8]	0:47.99 [8]	0:36.66 [9]	0:24.62 [12]	0:12.55 [9]	6.77L	0:36.66	-3	
		Jade Metcalfe		1000m	Overall	(0:08.74)	(0:11.25)	(0:11.33)	(0:12.04)	(0:12.07)	(0:12.55)				
10	18	ITALIAN GIRL	3	65.7	0:08.95	1:08.25 [10]	0:59.30 [12]	0:48.11 [11]	0:36.85 [10]	0:25.05 [10]	0:12.78 [10]	8.39L	0:36.85	-11	
		Stacey Callow		1000m	Overall	(0:08.95)	(0:11.19)	(0:11.26)	(0:11.80)	(0:12.27)	(0:12.78)				

Scratched: Icey (#21), Demes Girl (#20), Street Dazzler (#7), Kachina Girl (#14), Up Over'n Gone (#15), Brave Like Lily (#9), No Tucker (#11)



Toowoomba Professional
Race 5: LIVING TURF Maiden Handicap - 1100m
29 November 2025 - 19:55



Track Rating: Good 4, Weather: Fine, Rail Position: True Entire Course.

Section		Overall				1000m	800m	600m	400m	200m	Last 600m		
Field Times		1:06.83 (0:08.26)				0:58.57 (0:10.86)	0:47.71 (0:11.15)	0:36.56 (0:11.64)	0:24.92 (0:12.17)	0:12.75 (0:12.75)	0:36.56		
Rank	TAB	Horse/Jockey	Barrier	Top Speed [km/h]	Fastest Section							Margin	Distance Travelled [m]
11	12	OVERDOIT	7	67.9	0:08.84	1:08.68 [11]	0:59.84 [11]	0:48.81 [7]	0:37.73 [4]	0:26.12 [4]	0:13.61 [7]	10.93L	0:37.73 -1
		Georgina Cartwright		800m	Overall	(0:08.84)	(0:11.03)	(0:11.08)	(0:11.61)	(0:12.51)	(0:13.61)		
12	8	VALOUR'S GIRL	2	66.7	0:08.69	1:09.04 [12]	1:00.35 [7]	0:49.30 [5]	0:37.97 [6]	0:26.05 [7]	0:13.45 [12]	13.02L	0:37.97 -4
		Hannah Richardson		1000m	Overall	(0:08.69)	(0:11.05)	(0:11.33)	(0:11.92)	(0:12.60)	(0:13.45)		
13	2	IRONBRIDGE	1	65.7	0:08.46	1:09.23 [13]	1:00.77 [3]	0:49.64 [4]	0:38.20 [5]	0:26.33 [5]	0:13.41 [13]	14.13L	0:38.20 -8
		Chloe Lowe		1000m	Overall	(0:08.46)	(0:11.13)	(0:11.44)	(0:11.87)	(0:12.92)	(0:13.41)		
14	13	MEET THE ROSE	6	64.7	0:09.13	1:10.33 [14]	1:01.20 [14]	0:49.94 [14]	0:38.51 [14]	0:26.20 [14]	0:13.23 [14]	20.6L	0:38.51 -11
		Brooke Stower		800m	Overall	(0:09.13)	(0:11.26)	(0:11.43)	(0:12.31)	(0:12.97)	(0:13.23)		

Scratched: Icey (#21), Demes Girl (#20), Street Dazzler (#7), Kachina Girl (#14), Up Over'n Gone (#15), Brave Like Lily (#9), No Tucker (#11)



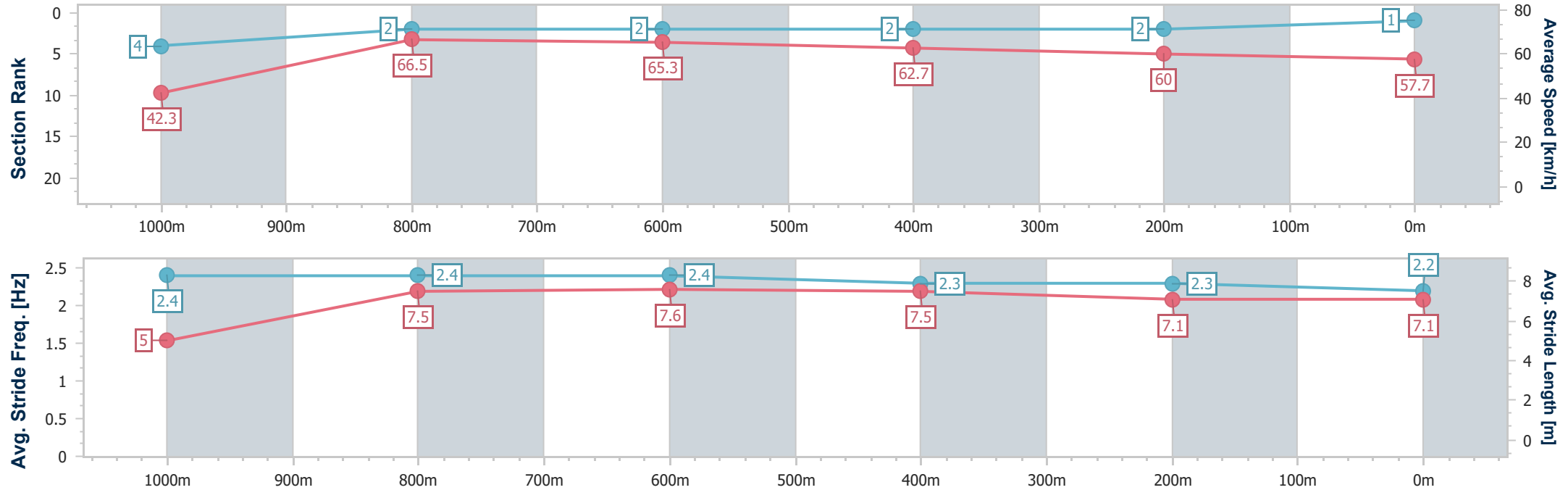
Horse/Jockey Name	Splash Luma
Final Rank	1
Fastest Section Time (Section)	0:08.48 (Overall)
Top Speed [km/h] (Section)	67.5 (1000m)
Race State	Finished



ToowoombaProfessional
Race 5: LIVING TURF Maiden Handicap - 1100m
29 November 2025 - 19:55
Track Rating: Good 4, Weather: Fine, Rail Position: True Entire Course.



Section	Overall	1000m	800m	600m	400m	200m								
Section Times	1:06.83 [1] (0:08.48)	0:58.35 [4] (0:11.03)	0:47.32 [2] (0:11.16)	0:36.16 [2] (0:11.59)	0:24.57 [2] (0:12.08)	0:12.49 [2] (0:12.49)								
Average Speed [km/h]	42.3	66.5	65.3	62.7	60.0	57.7								
Top Speed [km/h]	63.2	67.5	66.7	65.2	61.8	59.7								
Avg. Dist. to Rail [m]	10.6	6.0	3.0	1.7	3.0	4.5								
Avg. Stride Freq. [Hz]	2.4	2.4	2.4	2.3	2.3	2.2								
Avg. Stride Length [m]	5.0	7.5	7.6	7.5	7.1	7.1								





Horse/Jockey Name	Linthorpe Luck
Final Rank	2
Fastest Section Time (Section)	0:08.64 (Overall)
Top Speed [km/h] (Section)	65.2 (1000m)
Race State	Finished



ToowoombaProfessional

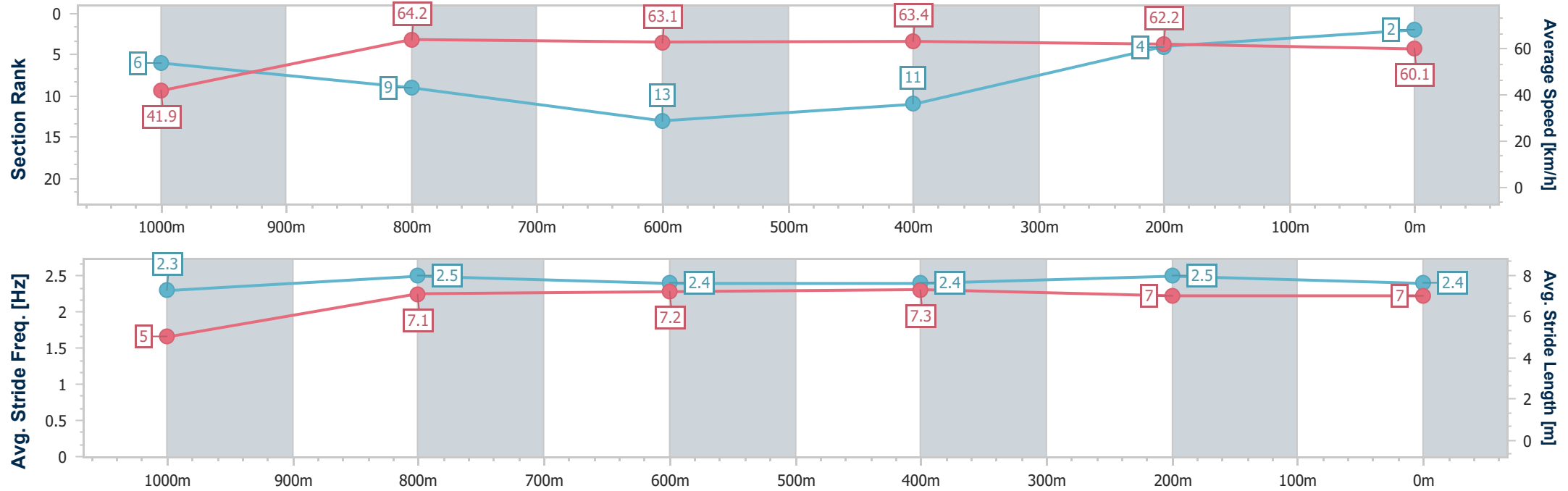
Race 5: LIVING TURF Maiden Handicap - 1100m

29 November 2025 - 19:55

Track Rating: Good 4, Weather: Fine, Rail Position: True Entire Course.



Section	Overall	1000m	800m	600m	400m	200m								
Section Times	1:06.89 [2] (0:08.64)	0:58.25 [6] (0:11.38)	0:46.87 [9] (0:11.61)	0:35.26 [13] (0:11.59)	0:23.67 [11] (0:11.72)	0:11.95 [4] (0:11.95)								
Average Speed [km/h]	41.9	64.2	63.1	63.4	62.2	60.1								
Top Speed [km/h]	62.3	65.2	64.0	64.5	62.9	62.9								
Avg. Dist. to Rail [m]	11.8	6.1	4.3	3.8	4.6	6.3								
Avg. Stride Freq. [Hz]	2.3	2.5	2.4	2.4	2.5	2.4								
Avg. Stride Length [m]	5.0	7.1	7.2	7.3	7.0	7.0								





Horse/Jockey Name	Hell To The Line
Final Rank	3
Fastest Section Time (Section)	0:08.84 (Overall)
Top Speed [km/h] (Section)	66.6 (800m)
Race State	Finished



ToowoombaProfessional

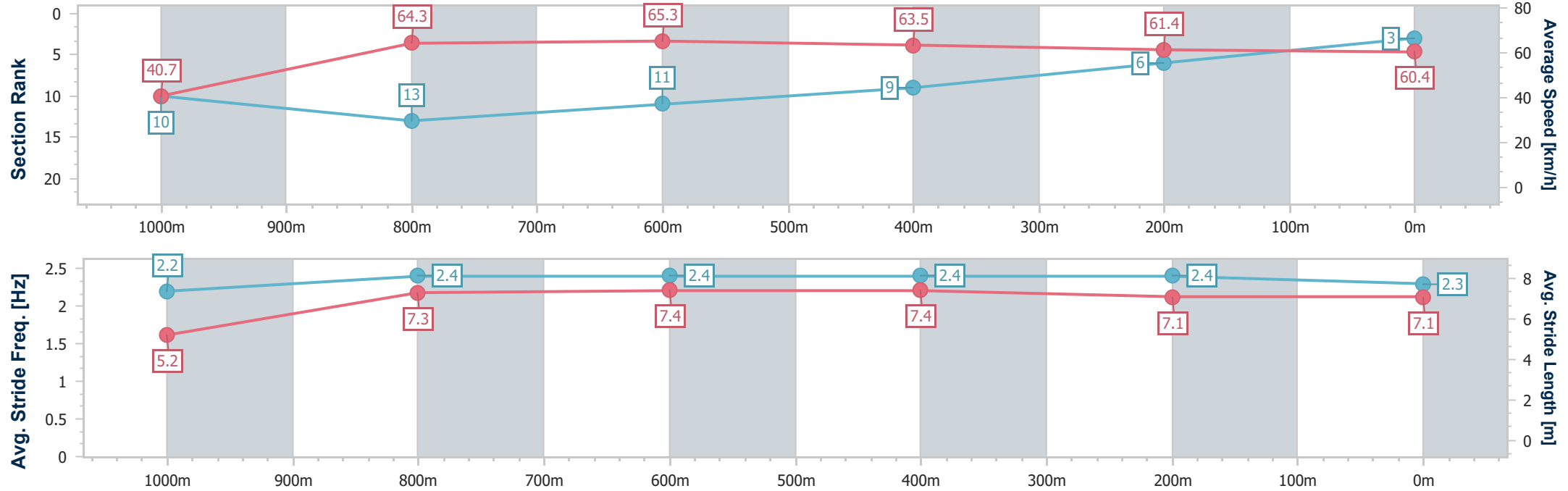
Race 5: LIVING TURF Maiden Handicap - 1100m

29 November 2025 - 19:55

Track Rating: Good 4, Weather: Fine, Rail Position: True Entire Course.



Section	Overall	1000m	800m	600m	400m	200m							
Section Times	1:06.93 [3] (0:08.84)	0:58.09 [10] (0:11.43)	0:46.66 [13] (0:11.20)	0:35.46 [11] (0:11.63)	0:23.83 [9] (0:11.91)	0:11.92 [6] (0:11.92)							
Average Speed [km/h]	40.7	64.3	65.3	63.5	61.4	60.4							
Top Speed [km/h]	61.8	65.7	66.6	64.2	62.8	61.6							
Avg. Dist. to Rail [m]	15.2	7.2	5.0	4.3	4.6	2.1							
Avg. Stride Freq. [Hz]	2.2	2.4	2.4	2.4	2.4	2.3							
Avg. Stride Length [m]	5.2	7.3	7.4	7.4	7.1	7.1							





Horse/Jockey Name	Zousain Girl
Final Rank	4
Fastest Section Time (Section)	0:08.26 (Overall)
Top Speed [km/h] (Section)	67.7 (1000m)
Race State	Finished



ToowoombaProfessional

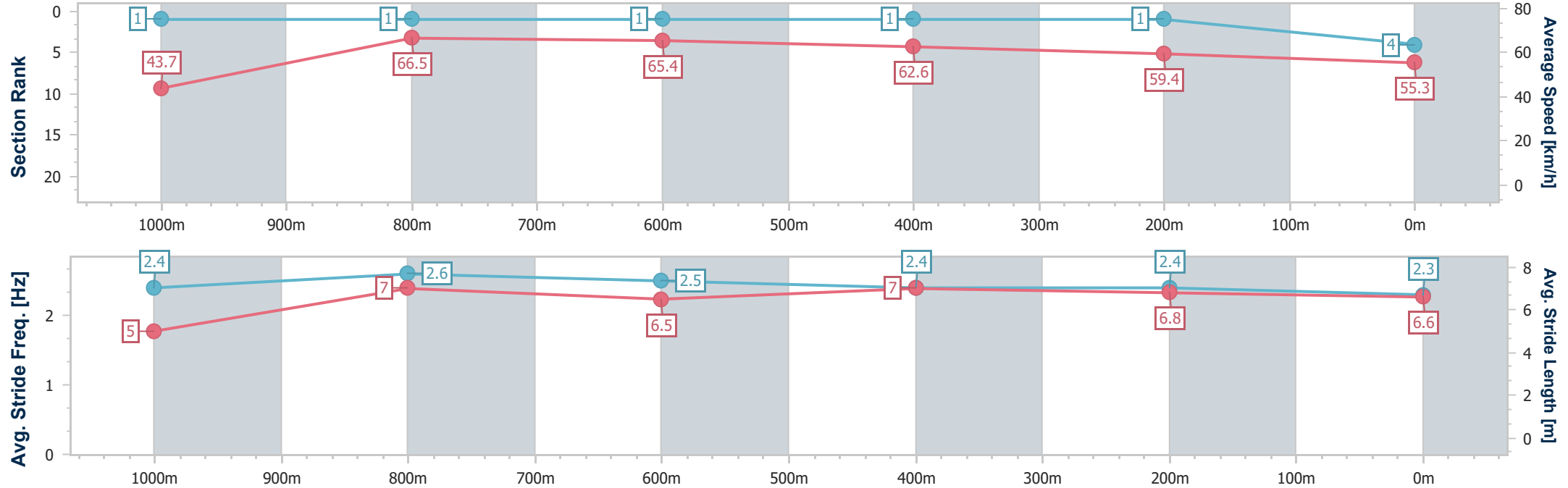
Race 5: LIVING TURF Maiden Handicap - 1100m

29 November 2025 - 19:55

Track Rating: Good 4, Weather: Fine, Rail Position: True Entire Course.



Section	Overall	1000m	800m	600m	400m	200m							
Section Times	1:07.04 [4] (0:08.26)	0:58.78 [1] (0:10.86)	0:47.92 [1] (0:11.15)	0:36.77 [1] (0:11.64)	0:25.13 [1] (0:12.17)	0:12.96 [1] (0:12.96)							
Average Speed [km/h]	43.7	66.5	65.4	62.6	59.4	55.3							
Top Speed [km/h]	63.9	67.7	66.6	64.3	60.9	57.5							
Avg. Dist. to Rail [m]	4.3	2.3	3.4	2.4	1.6	3.1							
Avg. Stride Freq. [Hz]	2.4	2.6	2.5	2.4	2.4	2.3							
Avg. Stride Length [m]	5.0	7.0	6.5	7.0	6.8	6.6							





Horse/Jockey Name	Magnetic Island
Final Rank	5
Fastest Section Time (Section)	0:08.61 (Overall)
Top Speed [km/h] (Section)	66.9 (1000m)
Race State	Finished



ToowoombaProfessional

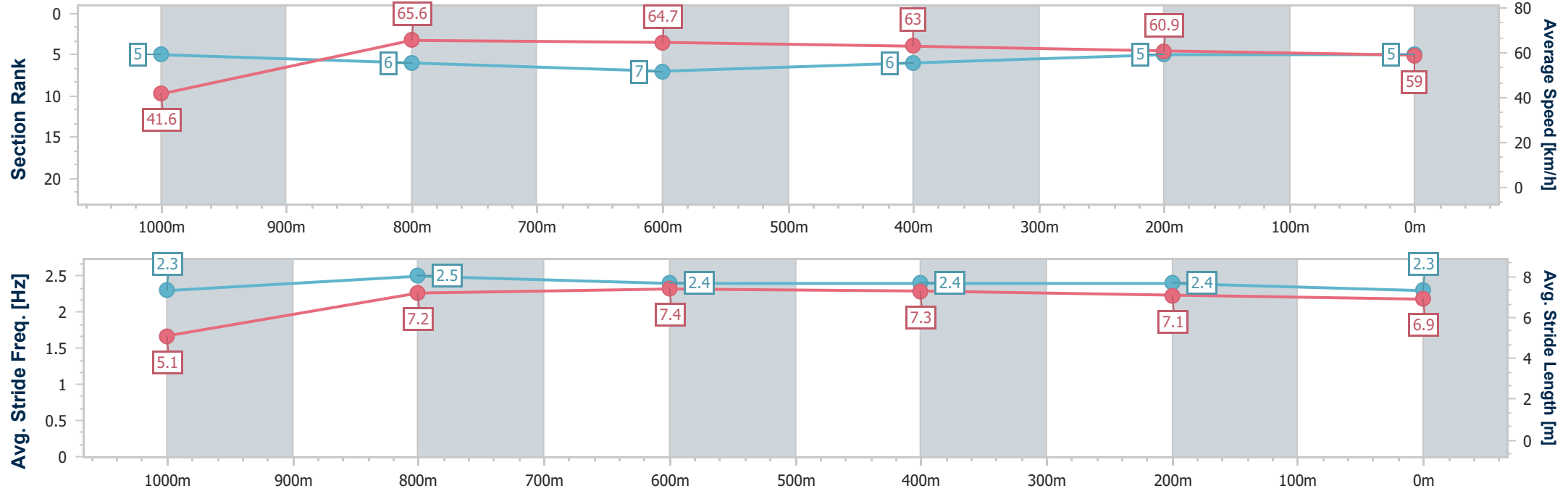
Race 5: LIVING TURF Maiden Handicap - 1100m

29 November 2025 - 19:55

Track Rating: Good 4, Weather: Fine, Rail Position: True Entire Course.



Section	Overall	1000m	800m	600m	400m	200m							
Section Times	1:07.19 [5] (0:08.61)	0:58.58 [5] (0:11.22)	0:47.36 [6] (0:11.36)	0:36.00 [7] (0:11.74)	0:24.26 [6] (0:12.05)	0:12.21 [5] (0:12.21)							
Average Speed [km/h]	41.6	65.6	64.7	63.0	60.9	59.0							
Top Speed [km/h]	60.9	66.9	65.3	65.6	61.7	61.1							
Avg. Dist. to Rail [m]	11.9	7.4	5.3	5.5	5.3	6.0							
Avg. Stride Freq. [Hz]	2.3	2.5	2.4	2.4	2.4	2.3							
Avg. Stride Length [m]	5.1	7.2	7.4	7.3	7.1	6.9							





Horse/Jockey Name	Revantas
Final Rank	6
Fastest Section Time (Section)	0:08.43 (Overall)
Top Speed [km/h] (Section)	66.7 (1000m)
Race State	Finished



ToowoombaProfessional

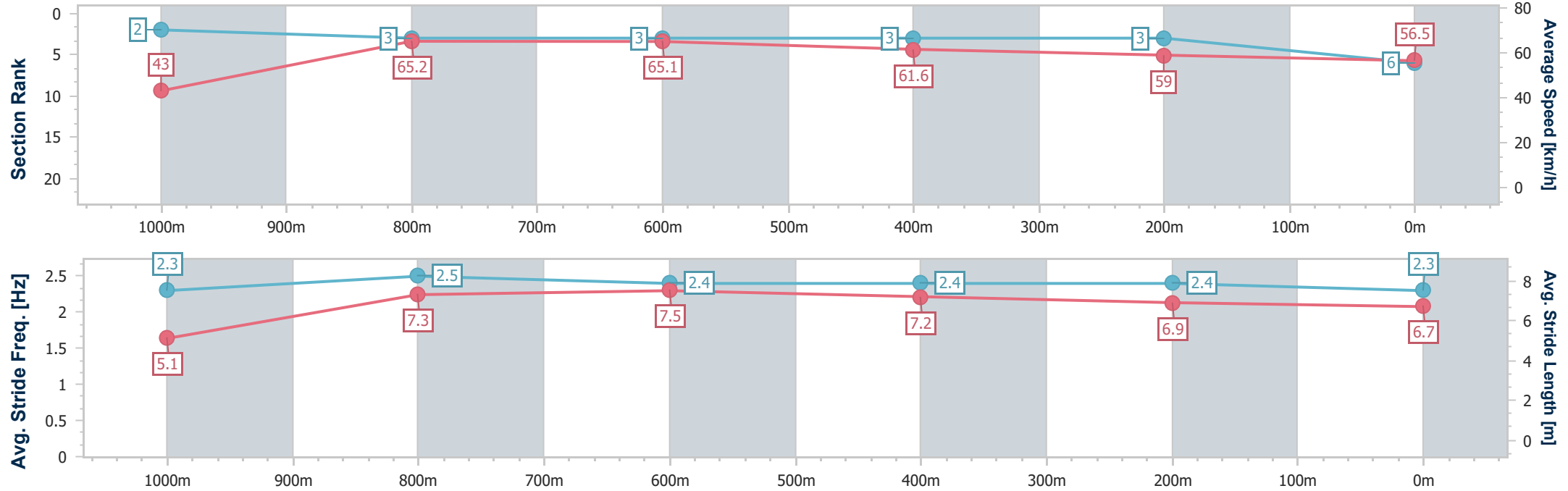
Race 5: LIVING TURF Maiden Handicap - 1100m

29 November 2025 - 19:55

Track Rating: Good 4, Weather: Fine, Rail Position: True Entire Course.



Section	Overall	1000m	800m	600m	400m	200m								
Section Times	1:07.36 [6] (0:08.43)	0:58.93 [2] (0:11.13)	0:47.80 [3] (0:11.13)	0:36.67 [3] (0:11.71)	0:24.96 [3] (0:12.21)	0:12.75 [3] (0:12.75)								
Average Speed [km/h]	43.0	65.2	65.1	61.6	59.0	56.5								
Top Speed [km/h]	63.4	66.7	66.5	63.9	60.3	58.7								
Avg. Dist. to Rail [m]	8.6	4.2	1.6	1.1	1.3	2.9								
Avg. Stride Freq. [Hz]	2.3	2.5	2.4	2.4	2.4	2.3								
Avg. Stride Length [m]	5.1	7.3	7.5	7.2	6.9	6.7								





Horse/Jockey Name	Prince Of Synergy
Final Rank	7
Fastest Section Time (Section)	0:09.11 (Overall)
Top Speed [km/h] (Section)	65.7 (1000m)
Race State	Finished



ToowoombaProfessional

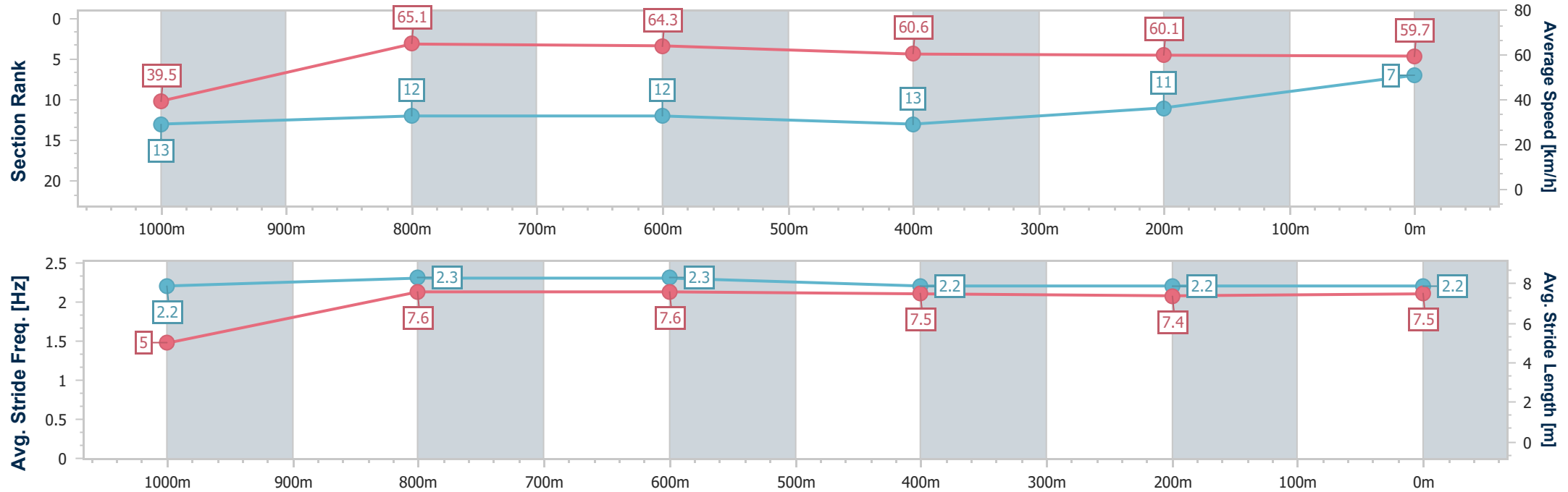
Race 5: LIVING TURF Maiden Handicap - 1100m

29 November 2025 - 19:55

Track Rating: Good 4, Weather: Fine, Rail Position: True Entire Course.



Section	Overall	1000m	800m	600m	400m	200m							
Section Times	1:07.63 [7] (0:09.11)	0:58.52 [13] (0:11.13)	0:47.39 [12] (0:11.24)	0:36.15 [12] (0:11.94)	0:24.21 [13] (0:12.14)	0:12.07 [11] (0:12.07)							
Average Speed [km/h]	39.5	65.1	64.3	60.6	60.1	59.7							
Top Speed [km/h]	61.6	65.7	65.2	63.3	61.2	60.3							
Avg. Dist. to Rail [m]	10.3	2.3	1.1	1.7	3.8	5.0							
Avg. Stride Freq. [Hz]	2.2	2.3	2.3	2.2	2.2	2.2							
Avg. Stride Length [m]	5.0	7.6	7.6	7.5	7.4	7.5							



- [] Ranking at each section and finish
- .-.- No data available at this section
- NA No data available



Horse/Jockey Name	Proud Miss
Final Rank	8
Fastest Section Time (Section)	0:08.77 (Overall)
Top Speed [km/h] (Section)	65.7 (1000m)
Race State	Finished



ToowoombaProfessional

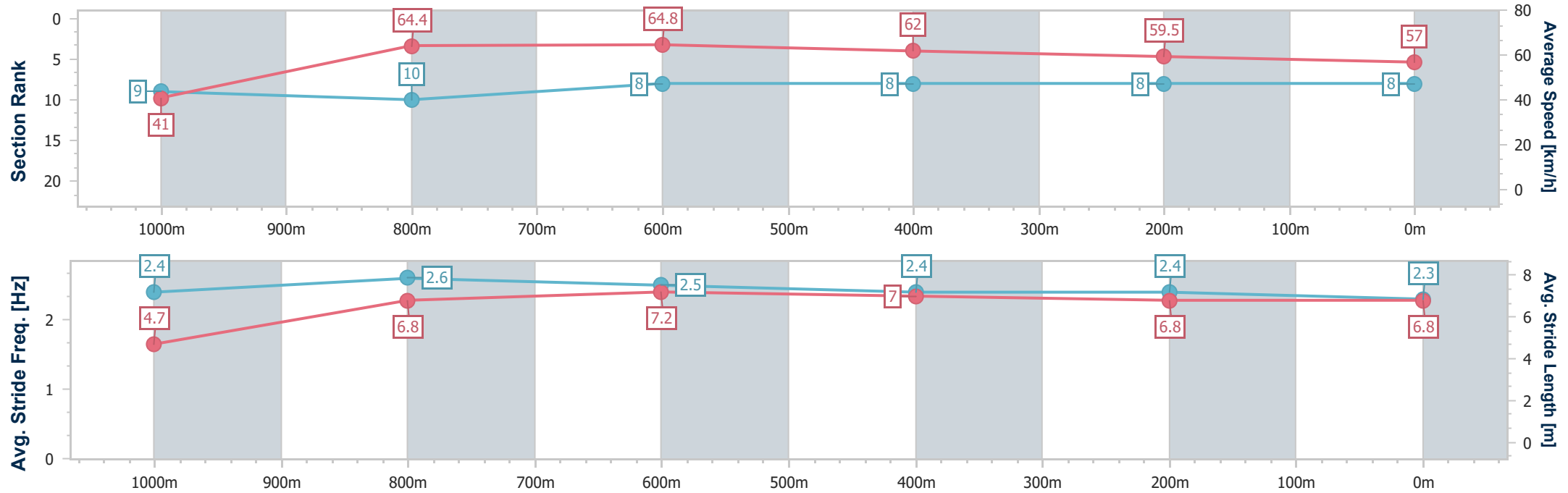
Race 5: LIVING TURF Maiden Handicap - 1100m

29 November 2025 - 19:55

Track Rating: Good 4, Weather: Fine, Rail Position: True Entire Course.



Section	Overall	1000m	800m	600m	400m	200m							
Section Times	1:07.83 [8] (0:08.77)	0:59.06 [9] (0:11.30)	0:47.76 [10] (0:11.20)	0:36.56 [8] (0:11.74)	0:24.82 [8] (0:12.18)	0:12.64 [8] (0:12.64)							
Average Speed [km/h]	41.0	64.4	64.8	62.0	59.5	57.0							
Top Speed [km/h]	61.5	65.7	65.5	63.7	60.2	58.1							
Avg. Dist. to Rail [m]	9.5	4.6	2.5	2.2	1.1	0.3							
Avg. Stride Freq. [Hz]	2.4	2.6	2.5	2.4	2.4	2.3							
Avg. Stride Length [m]	4.7	6.8	7.2	7.0	6.8	6.8							





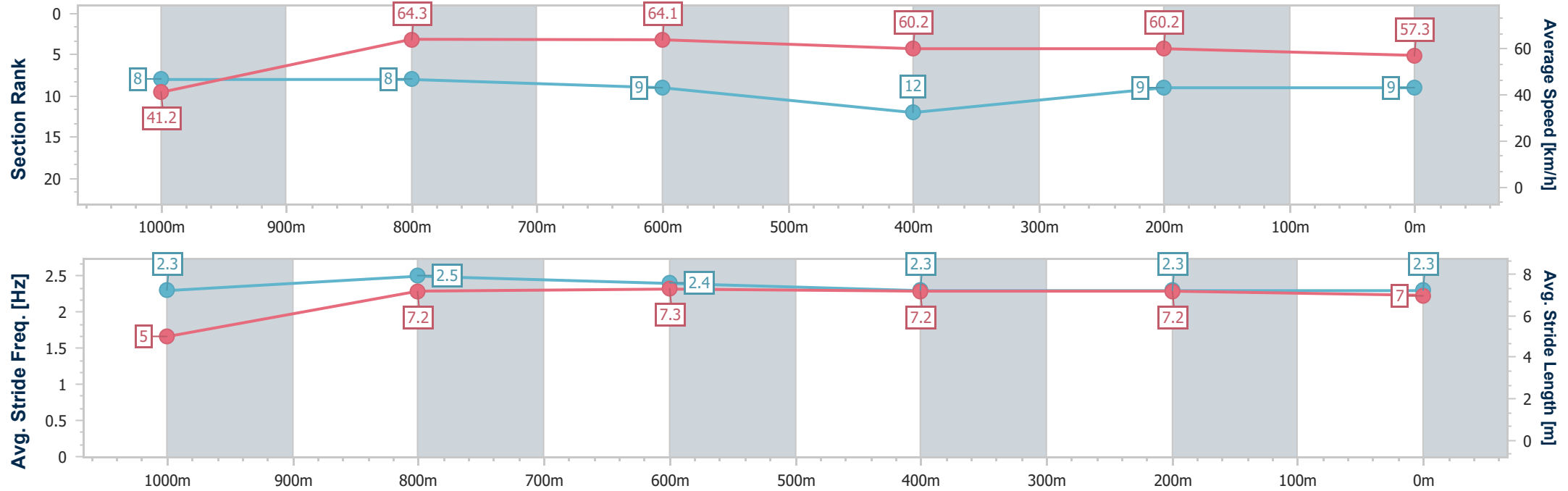
Horse/Jockey Name	Elite Blonde
Final Rank	9
Fastest Section Time (Section)	0:08.74 (Overall)
Top Speed [km/h] (Section)	65.2 (1000m)
Race State	Finished



ToowoombaProfessional
Race 5: LIVING TURF Maiden Handicap - 1100m
29 November 2025 - 19:55
Track Rating: Good 4, Weather: Fine, Rail Position: True Entire Course.



Section	Overall	1000m	800m	600m	400m	200m							
Section Times	1:07.98 [9] (0:08.74)	0:59.24 [8] (0:11.25)	0:47.99 [8] (0:11.33)	0:36.66 [9] (0:12.04)	0:24.62 [12] (0:12.07)	0:12.55 [9] (0:12.55)							
Average Speed [km/h]	41.2	64.3	64.1	60.2	60.2	57.3							
Top Speed [km/h]	62.5	65.2	64.7	62.1	61.6	59.0							
Avg. Dist. to Rail [m]	4.0	2.2	2.1	1.5	2.7	4.7							
Avg. Stride Freq. [Hz]	2.3	2.5	2.4	2.3	2.3	2.3							
Avg. Stride Length [m]	5.0	7.2	7.3	7.2	7.2	7.0							





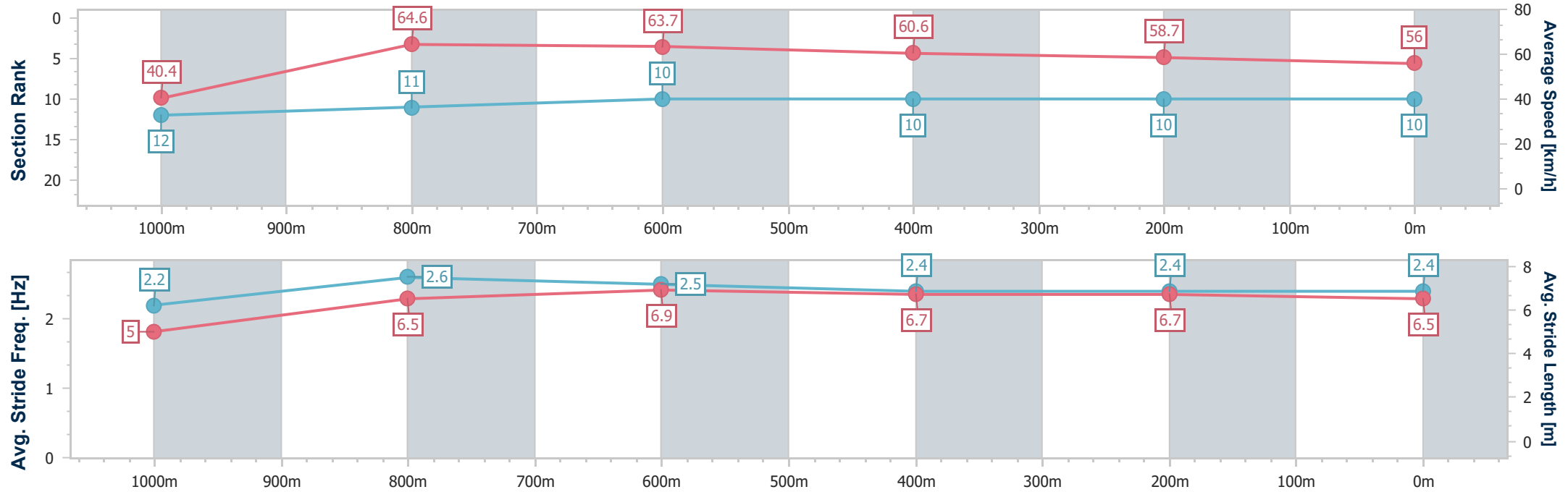
Horse/Jockey Name	Italian Girl
Final Rank	10
Fastest Section Time (Section)	0:08.95 (Overall)
Top Speed [km/h] (Section)	65.7 (1000m)
Race State	Finished



ToowoombaProfessional
Race 5: LIVING TURF Maiden Handicap - 1100m
29 November 2025 - 19:55
Track Rating: Good 4, Weather: Fine, Rail Position: True Entire Course.



Section	Overall	1000m	800m	600m	400m	200m							
Section Times	1:08.25 [10] (0:08.95)	0:59.30 [12] (0:11.19)	0:48.11 [11] (0:11.26)	0:36.85 [10] (0:11.80)	0:25.05 [10] (0:12.27)	0:12.78 [10] (0:12.78)							
Average Speed [km/h]	40.4	64.6	63.7	60.6	58.7	56.0							
Top Speed [km/h]	62.3	65.7	64.3	62.2	59.4	59.4							
Avg. Dist. to Rail [m]	4.5	2.6	0.9	1.3	1.1	2.1							
Avg. Stride Freq. [Hz]	2.2	2.6	2.5	2.4	2.4	2.4							
Avg. Stride Length [m]	5.0	6.5	6.9	6.7	6.7	6.5							





Horse/Jockey Name	Overdoit
Final Rank	11
Fastest Section Time (Section)	0:08.84 (Overall)
Top Speed [km/h] (Section)	67.9 (800m)
Race State	Finished



ToowoombaProfessional

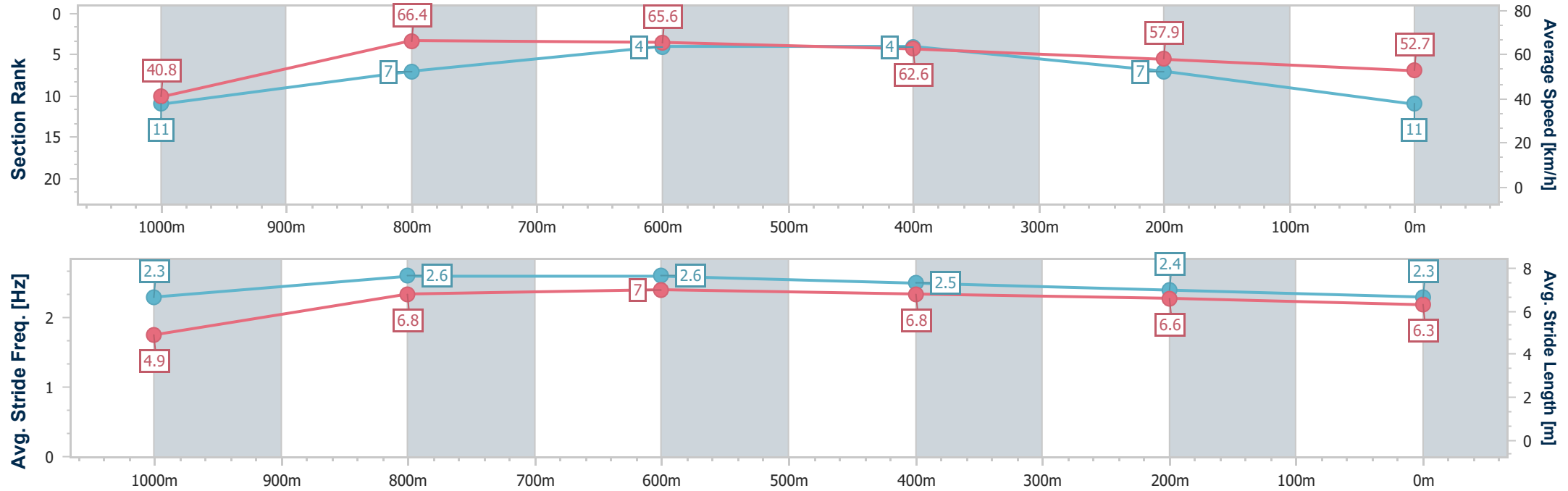
Race 5: LIVING TURF Maiden Handicap - 1100m

29 November 2025 - 19:55

Track Rating: Good 4, Weather: Fine, Rail Position: True Entire Course.



Section	Overall	1000m	800m	600m	400m	200m							
Section Times	1:08.68 [11] (0:08.84)	0:59.84 [11] (0:11.03)	0:48.81 [7] (0:11.08)	0:37.73 [4] (0:11.61)	0:26.12 [4] (0:12.51)	0:13.61 [7] (0:13.61)							
Average Speed [km/h]	40.8	66.4	65.6	62.6	57.9	52.7							
Top Speed [km/h]	65.1	66.9	67.9	64.8	59.8	55.5							
Avg. Dist. to Rail [m]	7.4	5.0	2.7	2.2	2.3	3.1							
Avg. Stride Freq. [Hz]	2.3	2.6	2.6	2.5	2.4	2.3							
Avg. Stride Length [m]	4.9	6.8	7.0	6.8	6.6	6.3							





Horse/Jockey Name	Valour's Girl
Final Rank	12
Fastest Section Time (Section)	0:08.69 (Overall)
Top Speed [km/h] (Section)	66.7 (1000m)
Race State	Finished



ToowoombaProfessional

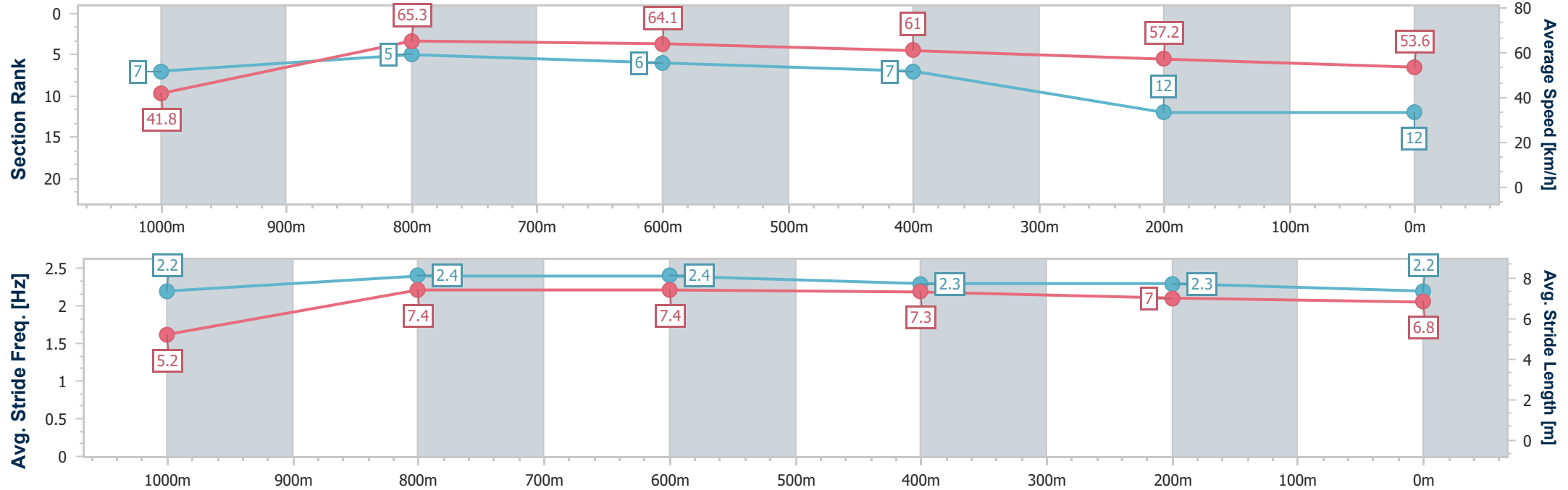
Race 5: LIVING TURF Maiden Handicap - 1100m

29 November 2025 - 19:55

Track Rating: Good 4, Weather: Fine, Rail Position: True Entire Course.



Section	Overall	1000m	800m	600m	400m	200m							
Section Times	1:09.04 [12] (0:08.69)	1:00.35 [7] (0:11.05)	0:49.30 [5] (0:11.33)	0:37.97 [6] (0:11.92)	0:26.05 [7] (0:12.60)	0:13.45 [12] (0:13.45)							
Average Speed [km/h]	41.8	65.3	64.1	61.0	57.2	53.6							
Top Speed [km/h]	64.2	66.7	65.7	62.5	58.3	55.8							
Avg. Dist. to Rail [m]	2.1	1.6	1.9	1.9	0.8	1.2							
Avg. Stride Freq. [Hz]	2.2	2.4	2.4	2.3	2.3	2.2							
Avg. Stride Length [m]	5.2	7.4	7.4	7.3	7.0	6.8							





Horse/Jockey Name	Ironbridge
Final Rank	13
Fastest Section Time (Section)	0:08.46 (Overall)
Top Speed [km/h] (Section)	65.7 (1000m)
Race State	Finished



ToowoombaProfessional

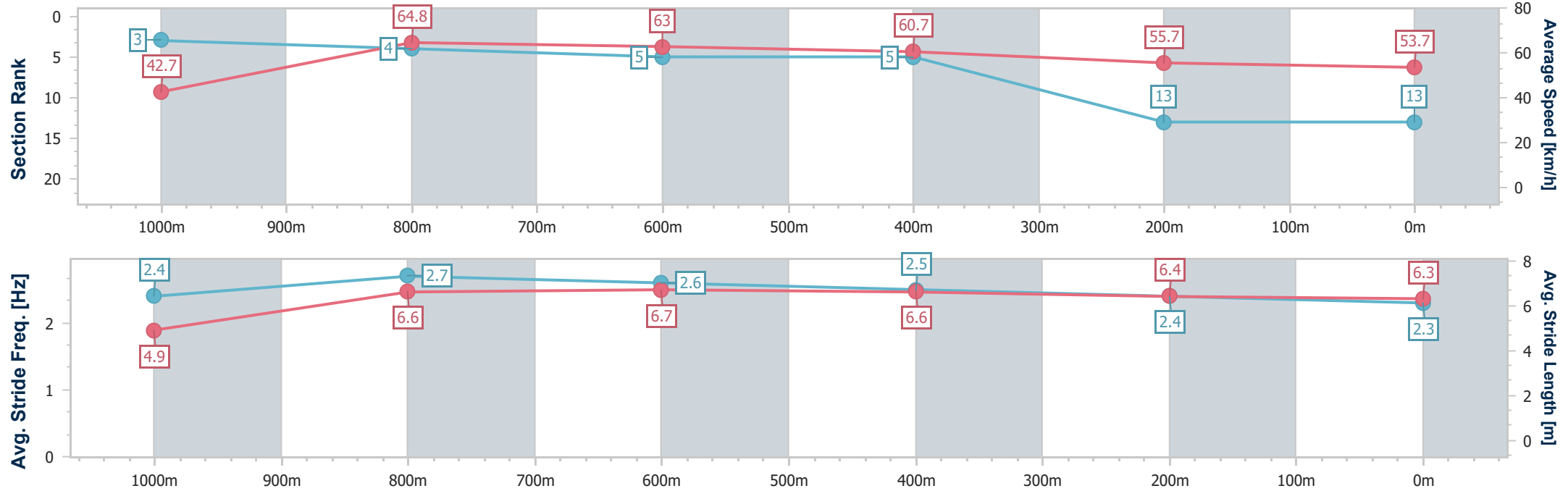
Race 5: LIVING TURF Maiden Handicap - 1100m

29 November 2025 - 19:55

Track Rating: Good 4, Weather: Fine, Rail Position: True Entire Course.



Section	Overall	1000m	800m	600m	400m	200m							
Section Times	1:09.23 [13] (0:08.46)	1:00.77 [3] (0:11.13)	0:49.64 [4] (0:11.44)	0:38.20 [5] (0:11.87)	0:26.33 [5] (0:12.92)	0:13.41 [13] (0:13.41)							
Average Speed [km/h]	42.7	64.8	63.0	60.7	55.7	53.7							
Top Speed [km/h]	62.1	65.7	64.4	62.2	58.4	54.8							
Avg. Dist. to Rail [m]	1.3	0.5	1.0	0.3	1.0	2.9							
Avg. Stride Freq. [Hz]	2.4	2.7	2.6	2.5	2.4	2.3							
Avg. Stride Length [m]	4.9	6.6	6.7	6.6	6.4	6.3							





Horse/Jockey Name	Meet The Rose
Final Rank	14
Fastest Section Time (Section)	0:09.13 (Overall)
Top Speed [km/h] (Section)	64.7 (800m)
Race State	Finished



ToowoombaProfessional

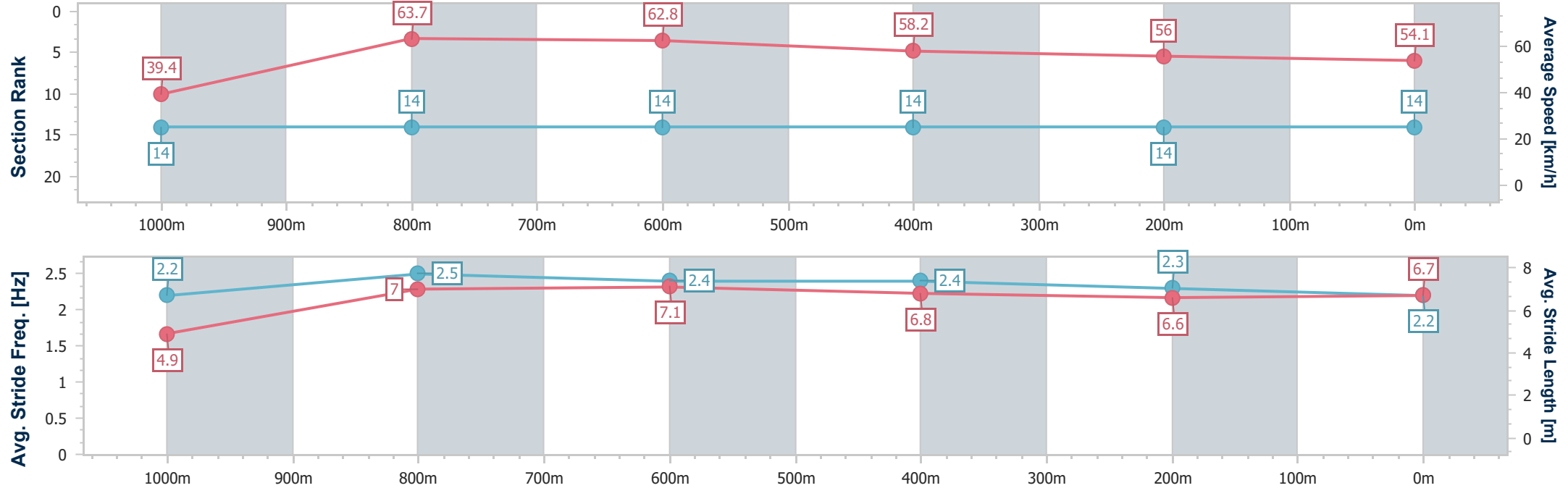
Race 5: LIVING TURF Maiden Handicap - 1100m

29 November 2025 - 19:55

Track Rating: Good 4, Weather: Fine, Rail Position: True Entire Course.



Section	Overall	1000m	800m	600m	400m	200m							
Section Times	1:10.33 [14] (0:09.13)	1:01.20 [14] (0:11.26)	0:49.94 [14] (0:11.43)	0:38.51 [14] (0:12.31)	0:26.20 [14] (0:12.97)	0:13.23 [14] (0:13.23)							
Average Speed [km/h]	39.4	63.7	62.8	58.2	56.0	54.1							
Top Speed [km/h]	60.5	64.6	64.7	60.3	56.6	55.0							
Avg. Dist. to Rail [m]	4.9	1.4	1.5	1.0	1.4	1.3							
Avg. Stride Freq. [Hz]	2.2	2.5	2.4	2.4	2.3	2.2							
Avg. Stride Length [m]	4.9	7.0	7.1	6.8	6.6	6.7							





Toowoomba Professional
Race 6: FOCUS HR BENCHMARK 65 Handicap - 1625m
29 November 2025 - 20:30



Track Rating: Good 4, Weather: Fine, Rail Position: True Entire Course.

Section						Overall	1400m	1200m	1000m	800m	600m	400m	Last 600m		
Field Times						1:39.90 (0:14.76)	1:25.14 (0:11.11)	1:14.03 (0:11.64)	1:02.39 (0:12.26)	0:50.13 (0:12.25)	0:37.88 (0:12.21)	0:25.67 (0:12.69)	0:37.88		
Rank	TAB	Horse/Jockey	Barrier	Top Speed [km/h]	Fastest Section									Distance Travelled [m]	
1	3	DON'T DISS AROUND	6	70.1	0:10.92	1:39.90 [1]	1:24.16 [6]	1:13.24 [6]	1:01.67 [6]	0:49.17 [6]	0:36.86 [6]	0:24.65 [5]	0:36.86		
		Brooke Stower		Overall	1400m	(0:15.74)	(0:10.92)	(0:11.57)	(0:12.50)	(0:12.31)	(0:12.21)	(0:12.08)			
2	6	SON OF BEEBEE	5	70.3	0:11.08	1:40.19 [2]	1:25.19 [2]	1:14.11 [2]	1:02.53 [2]	0:50.33 [2]	0:38.17 [1]	0:25.96 [1]	0:38.17	+11	
		Stacey Callow		1400m	1400m	(0:15.00)	(0:11.08)	(0:11.58)	(0:12.20)	(0:12.16)	(0:12.21)	(0:12.69)			
3	7	FLYING CELICA	3	69.8	0:11.02	1:40.21 [3]	1:24.79 [5]	1:13.77 [5]	1:02.03 [5]	0:49.76 [5]	0:37.49 [4]	0:25.37 [4]	0:37.49	+2	
		Kenji Yoshida		Overall	1400m	(0:15.42)	(0:11.02)	(0:11.74)	(0:12.27)	(0:12.27)	(0:12.12)	(0:12.41)			
4	4	REGGIE'S FOLLY	1	69.2	0:10.96	1:40.63 [4]	1:25.36 [3]	1:14.40 [3]	1:02.72 [3]	0:50.49 [3]	0:38.29 [3]	0:26.06 [3]	0:38.29	-14	
		Jake Molloy		Overall	1400m	(0:15.27)	(0:10.96)	(0:11.68)	(0:12.23)	(0:12.20)	(0:12.23)	(0:12.73)			
5	5	RUMBLING AWAY	7	70.8	0:11.11	1:40.64 [5]	1:25.88 [1]	1:14.77 [1]	1:03.13 [1]	0:50.87 [1]	0:38.60 [2]	0:26.26 [2]	0:38.60	-5	
		Chloe Lowe		Overall	1400m	(0:14.76)	(0:11.11)	(0:11.64)	(0:12.26)	(0:12.27)	(0:12.34)	(0:12.83)			
6	10	BRINGME	2	67.8	0:10.97	1:41.54 [6]	1:25.54 [7]	1:14.57 [7]	1:03.11 [7]	0:50.76 [7]	0:38.50 [6]	0:26.07 [7]	0:38.50	-6	
		Georgina Cartwright		1400m	1400m	(0:16.00)	(0:10.97)	(0:11.46)	(0:12.35)	(0:12.26)	(0:12.43)	(0:12.71)			
7	11	LIPSTICK LIES	4	67.9	0:11.02	1:41.75 [7]	1:26.34 [4]	1:15.32 [4]	1:03.64 [4]	0:51.31 [4]	0:38.85 [5]	0:26.33 [6]	0:38.85	+4	
		Montanna Savva		1400m	1400m	(0:15.41)	(0:11.02)	(0:11.68)	(0:12.33)	(0:12.46)	(0:12.52)	(0:12.83)			

Scratched: Ella Te Ama (#1), Savvy Bee (#9), Wirewalker (#2), Red Cobra (#8)



Toowoomba Professional
Race 6: FOCUS HR BENCHMARK 65 Handicap - 1625m
29 November 2025 - 20:30



Track Rating: Good 4, Weather: Fine, Rail Position: True Entire Course.

Section		200m					Last 600m		
Field Times		0:12.98 (0:12.98)					0:37.88		
Rank	TAB	Horse/Jockey	Barrier	Top Speed [km/h]	Fastest Section	Margin		Distance Travelled [m]	
1	3	DON'T DISS AROUND	6	70.1	0:10.92	0:12.57 [5]	1:39.90	0:36.86	
		Brooke Stower		Overall	1400m	(0:12.57)			
2	6	SON OF BEEBEE	5	70.3	0:11.08	0:13.27 [1]	1.74L	0:38.17	+11
		Stacey Callow		1400m	1400m	(0:13.27)			
3	7	FLYING CELICA	3	69.8	0:11.02	0:12.96 [3]	1.83L	0:37.49	+2
		Kenji Yoshida		Overall	1400m	(0:12.96)			
4	4	REGGIE'S FOLLY	1	69.2	0:10.96	0:13.33 [4]	4.31L	0:38.29	-14
		Jake Molloy		Overall	1400m	(0:13.33)			
5	5	RUMBLING AWAY	7	70.8	0:11.11	0:13.43 [2]	4.39L	0:38.60	-5
		Chloe Lowe		Overall	1400m	(0:13.43)			
6	10	BRINGME	2	67.8	0:10.97	0:13.36 [6]	9.67L	0:38.50	-6
		Georgina Cartwright		1400m	1400m	(0:13.36)			
7	11	LIPSTICK LIES	4	67.9	0:11.02	0:13.50 [7]	10.89L	0:38.85	+4
		Montanna Savva		1400m	1400m	(0:13.50)			

Scratched: Ella Te Ama (#1), Savvy Bee (#9), Wirewalker (#2), Red Cobra (#8)



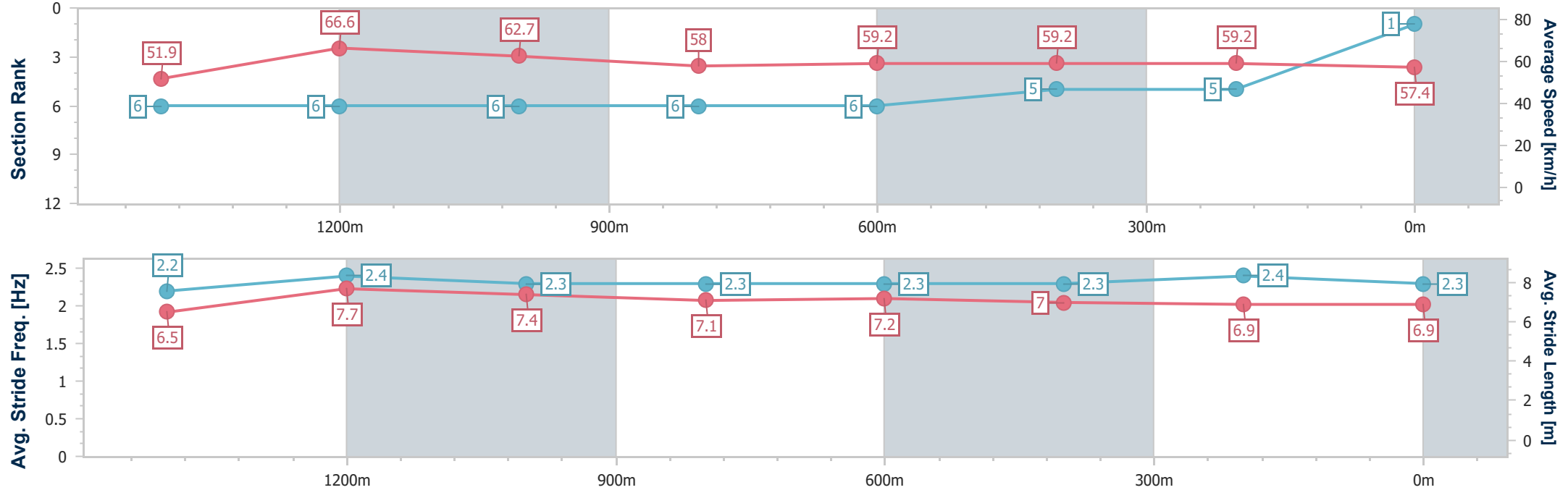
Horse/Jockey Name	Don't Diss Around
Final Rank	1
Fastest Section Time (Section)	0:10.92 (1400m)
Top Speed [km/h] (Section)	70.1 (Overall)
Race State	Finished



ToowoombaProfessional
Race 6: FOCUS HR BENCHMARK 65 Handicap - 1625m
29 November 2025 - 20:30
Track Rating: Good 4, Weather: Fine, Rail Position: True Entire Course.



Section	Overall	1400m	1200m	1000m	800m	600m	400m	200m					
Section Times	1:39.90 [1] (0:15.74)	1:24.16 [6] (0:10.92)	1:13.24 [6] (0:11.57)	1:01.67 [6] (0:12.50)	0:49.17 [6] (0:12.31)	0:36.86 [6] (0:12.21)	0:24.65 [5] (0:12.08)	0:12.57 [5] (0:12.57)					
Average Speed [km/h]	51.9	66.6	62.7	58.0	59.2	59.2	59.2	57.4					
Top Speed [km/h]	70.1	69.1	64.9	60.0	60.5	60.8	60.5	59.3					
Avg. Dist. to Rail [m]	7.1	2.2	4.7	3.6	3.0	1.2	1.9	2.9					
Avg. Stride Freq. [Hz]	2.2	2.4	2.3	2.3	2.3	2.3	2.4	2.3					
Avg. Stride Length [m]	6.5	7.7	7.4	7.1	7.2	7.0	6.9	6.9					





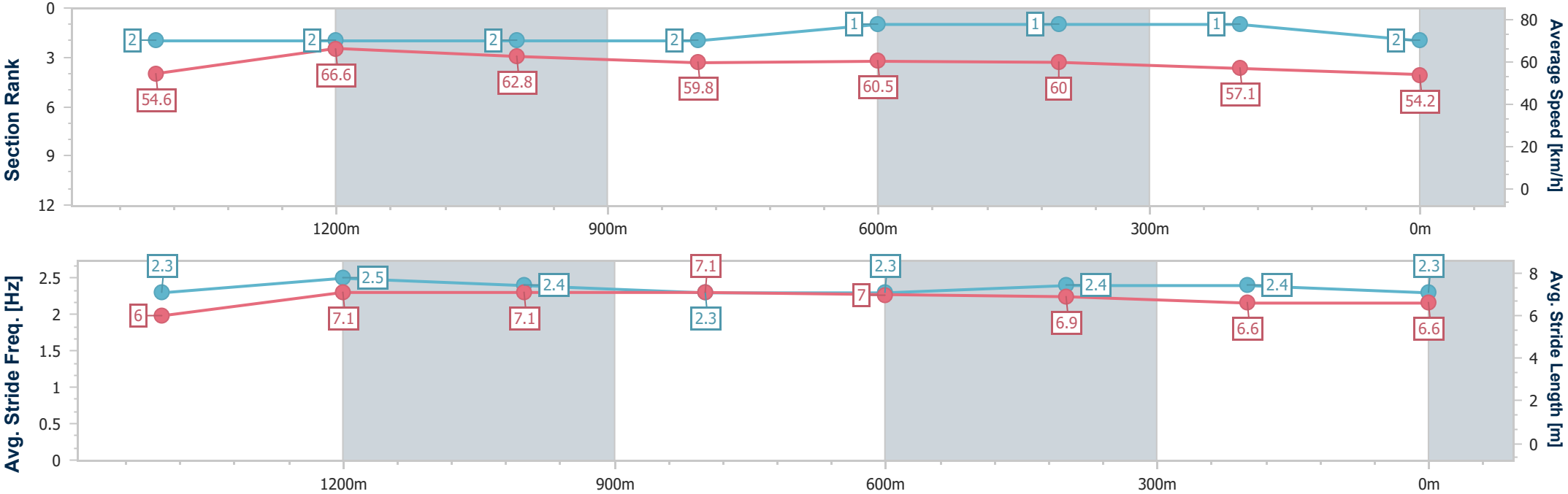
Horse/Jockey Name	Son Of Beebee
Final Rank	2
Fastest Section Time (Section)	0:11.08 (1400m)
Top Speed [km/h] (Section)	70.3 (1400m)
Race State	Finished



ToowoombaProfessional
Race 6: FOCUS HR BENCHMARK 65 Handicap - 1625m
29 November 2025 - 20:30
Track Rating: Good 4, Weather: Fine, Rail Position: True Entire Course.



Section	Overall	1400m	1200m	1000m	800m	600m	400m	200m					
Section Times	1:40.19 [2] (0:15.00)	1:25.19 [2] (0:11.08)	1:14.11 [2] (0:11.58)	1:02.53 [2] (0:12.20)	0:50.33 [2] (0:12.16)	0:38.17 [1] (0:12.21)	0:25.96 [1] (0:12.69)	0:13.27 [1] (0:13.27)					
Average Speed [km/h]	54.6	66.6	62.8	59.8	60.5	60.0	57.1	54.2					
Top Speed [km/h]	70.0	70.3	64.4	61.0	60.8	61.0	58.7	56.3					
Avg. Dist. to Rail [m]	8.0	4.8	5.2	5.0	5.0	3.6	2.4	2.2					
Avg. Stride Freq. [Hz]	2.3	2.5	2.4	2.3	2.3	2.4	2.4	2.3					
Avg. Stride Length [m]	6.0	7.1	7.1	7.1	7.0	6.9	6.6	6.6					





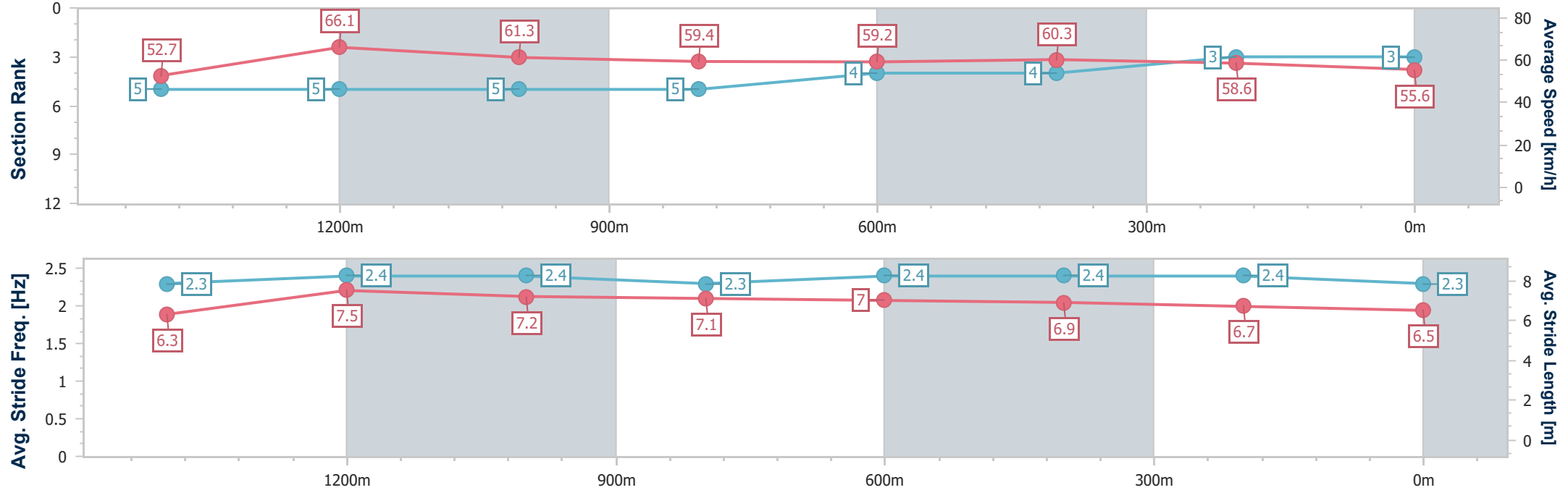
Horse/Jockey Name	Flying Celica
Final Rank	3
Fastest Section Time (Section)	0:11.02 (1400m)
Top Speed [km/h] (Section)	69.8 (Overall)
Race State	Finished



ToowoombaProfessional
Race 6: FOCUS HR BENCHMARK 65 Handicap - 1625m
29 November 2025 - 20:30
Track Rating: Good 4, Weather: Fine, Rail Position: True Entire Course.



Section	Overall	1400m	1200m	1000m	800m	600m	400m	200m					
Section Times	1:40.21 [3] (0:15.42)	1:24.79 [5] (0:11.02)	1:13.77 [5] (0:11.74)	1:02.03 [5] (0:12.27)	0:49.76 [5] (0:12.27)	0:37.49 [4] (0:12.12)	0:25.37 [4] (0:12.41)	0:12.96 [3] (0:12.96)					
Average Speed [km/h]	52.7	66.1	61.3	59.4	59.2	60.3	58.6	55.6					
Top Speed [km/h]	69.8	69.5	63.2	60.2	61.7	62.0	60.4	58.2					
Avg. Dist. to Rail [m]	4.0	1.7	3.3	2.8	2.7	2.2	3.6	3.7					
Avg. Stride Freq. [Hz]	2.3	2.4	2.4	2.3	2.4	2.4	2.4	2.3					
Avg. Stride Length [m]	6.3	7.5	7.2	7.1	7.0	6.9	6.7	6.5					





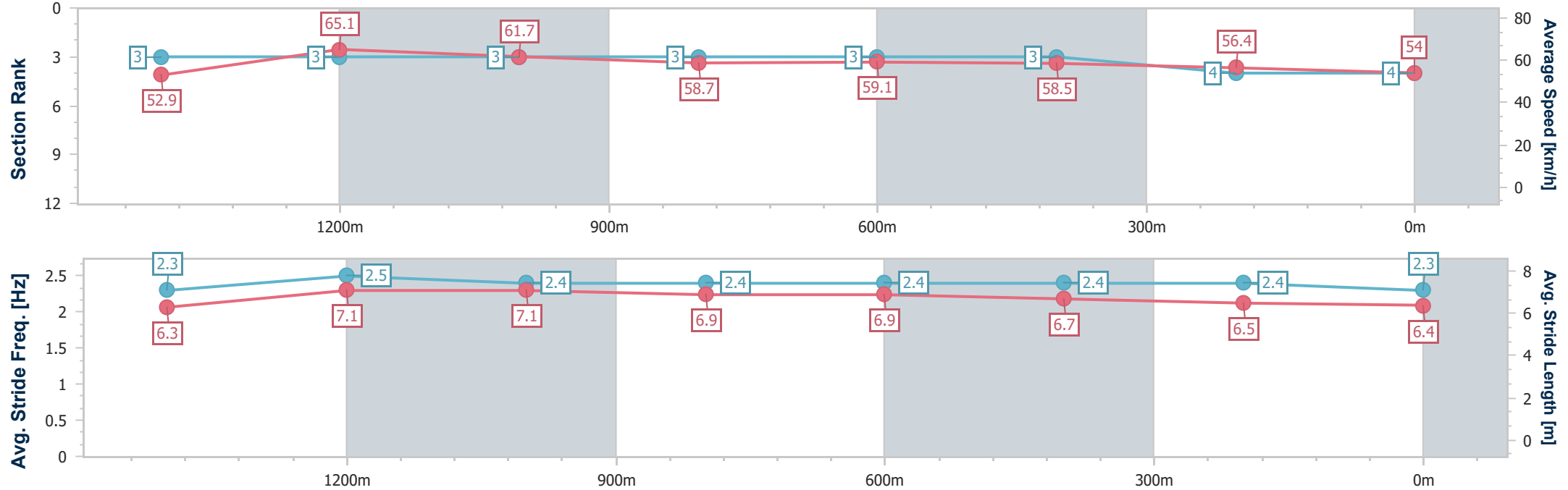
Horse/Jockey Name	Reggie's Folly
Final Rank	4
Fastest Section Time (Section)	0:10.96 (1400m)
Top Speed [km/h] (Section)	69.2 (Overall)
Race State	Finished



ToowoombaProfessional
Race 6: FOCUS HR BENCHMARK 65 Handicap - 1625m
29 November 2025 - 20:30
Track Rating: Good 4, Weather: Fine, Rail Position: True Entire Course.



Section	Overall	1400m	1200m	1000m	800m	600m	400m	200m					
Section Times	1:40.63 [4] (0:15.27)	1:25.36 [3] (0:10.96)	1:14.40 [3] (0:11.68)	1:02.72 [3] (0:12.23)	0:50.49 [3] (0:12.20)	0:38.29 [3] (0:12.23)	0:26.06 [3] (0:12.73)	0:13.33 [4] (0:13.33)					
Average Speed [km/h]	52.9	65.1	61.7	58.7	59.1	58.5	56.4	54.0					
Top Speed [km/h]	69.2	69.1	62.7	60.9	60.4	60.3	58.7	56.1					
Avg. Dist. to Rail [m]	3.3	1.0	0.5	0.6	0.6	0.6	1.0	0.9					
Avg. Stride Freq. [Hz]	2.3	2.5	2.4	2.4	2.4	2.4	2.4	2.3					
Avg. Stride Length [m]	6.3	7.1	7.1	6.9	6.9	6.7	6.5	6.4					





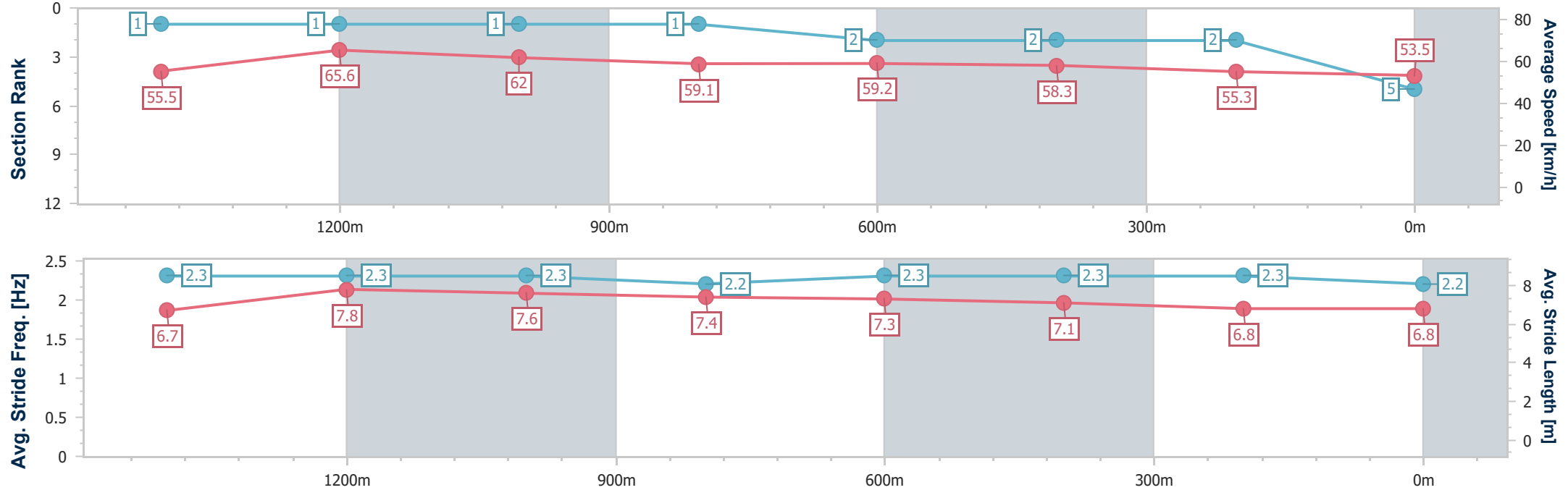
Horse/Jockey Name	Rumbling Away
Final Rank	5
Fastest Section Time (Section)	0:11.11 (1400m)
Top Speed [km/h] (Section)	70.8 (Overall)
Race State	Finished



ToowoombaProfessional
Race 6: FOCUS HR BENCHMARK 65 Handicap - 1625m
29 November 2025 - 20:30
Track Rating: Good 4, Weather: Fine, Rail Position: True Entire Course.



Section	Overall	1400m	1200m	1000m	800m	600m	400m	200m					
Section Times	1:40.64 [5] (0:14.76)	1:25.88 [1] (0:11.11)	1:14.77 [1] (0:11.64)	1:03.13 [1] (0:12.26)	0:50.87 [1] (0:12.27)	0:38.60 [2] (0:12.34)	0:26.26 [2] (0:12.83)	0:13.43 [2] (0:13.43)					
Average Speed [km/h]	55.5	65.6	62.0	59.1	59.2	58.3	55.3	53.5					
Top Speed [km/h]	70.8	70.1	64.3	59.9	60.2	60.1	56.5	54.8					
Avg. Dist. to Rail [m]	8.3	2.4	3.0	2.4	2.4	0.8	3.2	2.7					
Avg. Stride Freq. [Hz]	2.3	2.3	2.3	2.2	2.3	2.3	2.3	2.2					
Avg. Stride Length [m]	6.7	7.8	7.6	7.4	7.3	7.1	6.8	6.8					





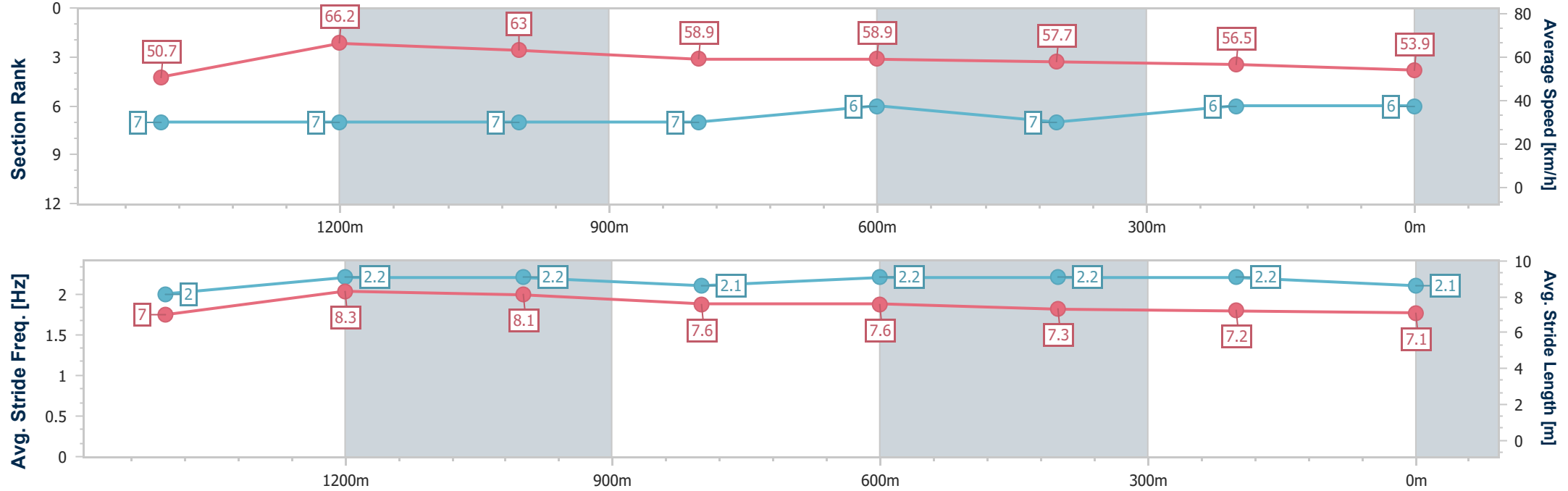
Horse/Jockey Name	Bringme
Final Rank	6
Fastest Section Time (Section)	0:10.97 (1400m)
Top Speed [km/h] (Section)	67.8 (1400m)
Race State	Finished



ToowoombaProfessional
Race 6: FOCUS HR BENCHMARK 65 Handicap - 1625m
29 November 2025 - 20:30
Track Rating: Good 4, Weather: Fine, Rail Position: True Entire Course.



Section	Overall	1400m	1200m	1000m	800m	600m	400m	200m					
Section Times	1:41.54 [6] (0:16.00)	1:25.54 [7] (0:10.97)	1:14.57 [7] (0:11.46)	1:03.11 [7] (0:12.35)	0:50.76 [7] (0:12.26)	0:38.50 [6] (0:12.43)	0:26.07 [7] (0:12.71)	0:13.36 [6] (0:13.36)					
Average Speed [km/h]	50.7	66.2	63.0	58.9	58.9	57.7	56.5	53.9					
Top Speed [km/h]	67.6	67.8	64.9	61.3	59.7	59.6	57.4	55.6					
Avg. Dist. to Rail [m]	3.7	1.3	3.5	2.2	1.6	0.8	0.7	0.7					
Avg. Stride Freq. [Hz]	2.0	2.2	2.2	2.1	2.2	2.2	2.2	2.1					
Avg. Stride Length [m]	7.0	8.3	8.1	7.6	7.6	7.3	7.2	7.1					





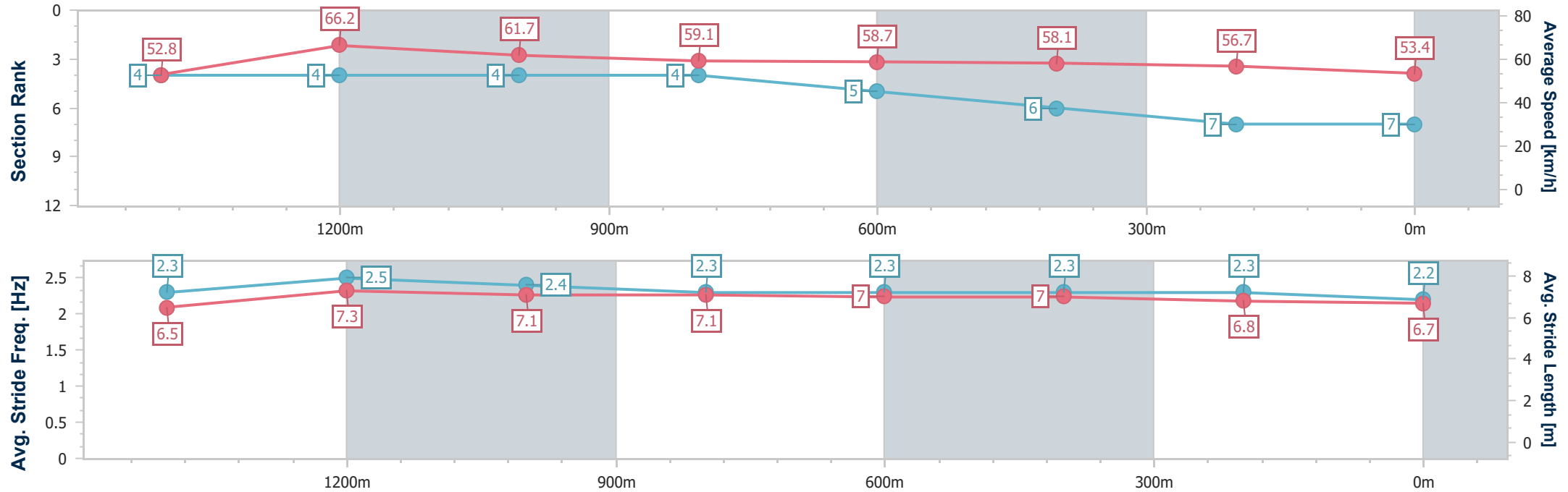
Horse/Jockey Name	Lipstick Lies
Final Rank	7
Fastest Section Time (Section)	0:11.02 (1400m)
Top Speed [km/h] (Section)	67.9 (1400m)
Race State	Finished



ToowoombaProfessional
Race 6: FOCUS HR BENCHMARK 65 Handicap - 1625m
29 November 2025 - 20:30
Track Rating: Good 4, Weather: Fine, Rail Position: True Entire Course.



Section	Overall	1400m	1200m	1000m	800m	600m	400m	200m					
Section Times	1:41.75 [7] (0:15.41)	1:26.34 [4] (0:11.02)	1:15.32 [4] (0:11.68)	1:03.64 [4] (0:12.33)	0:51.31 [4] (0:12.46)	0:38.85 [5] (0:12.52)	0:26.33 [6] (0:12.83)	0:13.50 [7] (0:13.50)					
Average Speed [km/h]	52.8	66.2	61.7	59.1	58.7	58.1	56.7	53.4					
Top Speed [km/h]	67.4	67.9	63.4	60.9	59.3	59.5	58.1	55.3					
Avg. Dist. to Rail [m]	5.6	2.1	3.5	3.8	4.3	2.8	2.5	4.4					
Avg. Stride Freq. [Hz]	2.3	2.5	2.4	2.3	2.3	2.3	2.3	2.2					
Avg. Stride Length [m]	6.5	7.3	7.1	7.1	7.0	7.0	6.8	6.7					





Toowoomba Professional

Race 7: KENNARDS HIRE Maiden Handicap - 1625m

29 November 2025 - 21:07



Track Rating: Good 4, Weather: Fine, Rail Position: True Entire Course.

Section						Overall	1400m	1200m	1000m	800m	600m	400m	Last 600m		
Field Times						1:40.59 (0:14.59)	1:26.00 (0:10.91)	1:15.09 (0:11.71)	1:03.38 (0:12.47)	0:50.91 (0:12.82)	0:38.09 (0:12.96)	0:25.13 (0:12.41)	0:38.09		
Rank	TAB	Horse/Jockey	Barrier	Top Speed [km/h]	Fastest Section										Distance Travelled [m]
1	6	FOR THE BRAVE	6	70.9	0:10.94	1:40.59 [1]	1:25.85 [2]	1:14.91 [2]	1:03.13 [2]	0:50.74 [2]	0:38.05 [2]	0:25.13 [1]	0:38.05		
		Chloe Lowe		Overall	1400m	(0:14.74)	(0:10.94)	(0:11.78)	(0:12.39)	(0:12.69)	(0:12.92)	(0:12.41)			
2	7	MELANCOLIE	11	70.3	0:11.06	1:41.61 [2]	1:26.63 [4]	1:15.57 [5]	1:03.62 [5]	0:51.17 [5]	0:38.47 [4]	0:25.57 [3]	0:38.47	+10	
		Olivia Kendal		Overall	1400m	(0:14.98)	(0:11.06)	(0:11.95)	(0:12.45)	(0:12.70)	(0:12.90)	(0:13.04)			
3	2	CONCADOR	8	70.2	0:10.93	1:42.10 [3]	1:26.85 [8]	1:15.92 [7]	1:03.96 [7]	0:51.30 [7]	0:38.42 [7]	0:25.59 [6]	0:38.42	+7	
		Sarah Robbins		1400m	1400m	(0:15.25)	(0:10.93)	(0:11.96)	(0:12.66)	(0:12.88)	(0:12.83)	(0:12.99)			
4	11	VALLEY OF FAME	7	70.0	0:10.78	1:42.53 [4]	1:27.07 [9]	1:16.29 [8]	1:04.29 [9]	0:51.66 [9]	0:38.78 [8]	0:25.88 [8]	0:38.78	-5	
		Montanna Savva		Overall	1400m	(0:15.46)	(0:10.78)	(0:12.00)	(0:12.63)	(0:12.88)	(0:12.90)	(0:12.97)			
5	3	LOVE TO BE PROUD	9	69.9	0:10.68	1:42.85 [5]	1:27.10 [10]	1:16.42 [10]	1:04.27 [10]	0:51.56 [10]	0:38.78 [10]	0:25.92 [10]	0:38.78	-8	
		Brooke Stower		Overall	1400m	(0:15.75)	(0:10.68)	(0:12.15)	(0:12.71)	(0:12.78)	(0:12.86)	(0:12.91)			
6	10	ROIGARD	1	66.6	0:11.16	1:43.00 [6]	1:27.92 [5]	1:16.76 [9]	1:04.77 [8]	0:52.33 [6]	0:39.01 [9]	0:26.15 [9]	0:39.01	-13	
		Jade Metcalfe		1400m	1400m	(0:15.08)	(0:11.16)	(0:11.99)	(0:12.44)	(0:13.32)	(0:12.86)	(0:13.31)			
7	12	VALOURHEE	3	68.9	0:10.96	1:43.86 [7]	1:28.70 [6]	1:17.74 [6]	1:05.75 [6]	0:53.06 [8]	0:40.28 [6]	0:27.23 [7]	0:40.28	-2	
		Olivia Webb		1400m	1400m	(0:15.16)	(0:10.96)	(0:11.99)	(0:12.69)	(0:12.78)	(0:13.05)	(0:13.36)			
8	4	DAMN SHE'S FINE	4	71.2	0:10.63	1:44.19 [8]	1:29.02 [7]	1:18.39 [3]	1:06.52 [3]	0:54.07 [3]	0:41.16 [3]	0:28.05 [4]	0:41.16	+4	
		Georgina Cartwright		1400m	1400m	(0:15.17)	(0:10.63)	(0:11.87)	(0:12.45)	(0:12.91)	(0:13.11)	(0:13.64)			
9	9	MRS KAJUDO	5	69.6	0:10.91	1:45.42 [9]	1:30.83 [1]	1:19.92 [1]	1:08.21 [1]	0:55.74 [1]	0:42.92 [1]	0:29.48 [2]	0:42.92	-6	
		Kenji Yoshida		1400m	1400m	(0:14.59)	(0:10.91)	(0:11.71)	(0:12.47)	(0:12.82)	(0:13.44)	(0:14.21)			
10	8	ELEMISS	2	69.5	0:10.98	1:45.72 [10]	1:30.84 [3]	1:19.86 [4]	1:07.91 [4]	0:55.36 [4]	0:42.56 [5]	0:29.40 [5]	0:42.56	-4	
		Todd Banks		Overall	1400m	(0:14.88)	(0:10.98)	(0:11.95)	(0:12.55)	(0:12.80)	(0:13.16)	(0:13.86)			

Scratched: Strike Me Pink (#5), Acts Alone (#1)

Report Created: Sat 29 November 2025 21:35 GMT (Note: Timing is based on position data)

Page 1/12

[] Ranking at each section and finish
-:-:- No data available at this section
NA No data available

SCN Saddle cloth number
DNF Did not finish
DNT Did not track

data processed by  TRIPLESDATA



Toowoomba Professional
Race 7: KENNARDS HIRE Maiden Handicap - 1625m
29 November 2025 - 21:07



Track Rating: Good 4, Weather: Fine, Rail Position: True Entire Course.

Section Field Times				200m 0:12.72 (0:12.72)				Last 600m 0:38.09	
Rank	TAB	Horse/Jockey	Barrier	Top Speed [km/h]	Fastest Section	Margin		Distance Travelled [m]	
1	6	FOR THE BRAVE	6	70.9	0:10.94	0:12.72 [1]	1:40.59	0:38.05	
		Chloe Lowe		Overall	1400m	(0:12.72)			
2	7	MELANCOLIE	11	70.3	0:11.06	0:12.53 [2]	5.99L	0:38.47	+10
		Olivia Kendal		Overall	1400m	(0:12.53)			
3	2	CONCADOR	8	70.2	0:10.93	0:12.60 [3]	8.89L	0:38.42	+7
		Sarah Robbins		1400m	1400m	(0:12.60)			
4	11	VALLEY OF FAME	7	70.0	0:10.78	0:12.91 [4]	11.41L	0:38.78	-5
		Montanna Savva		Overall	1400m	(0:12.91)			
5	3	LOVE TO BE PROUD	9	69.9	0:10.68	0:13.01 [6]	13.27L	0:38.78	-8
		Brooke Stower		Overall	1400m	(0:13.01)			
6	10	ROIGARD	1	66.6	0:11.16	0:12.84 [9]	14.17L	0:39.01	-13
		Jade Metcalfe		1400m	1400m	(0:12.84)			
7	12	VALOURHEE	3	68.9	0:10.96	0:13.87 [7]	19.23L	0:40.28	-2
		Olivia Webb		1400m	1400m	(0:13.87)			
8	4	DAMN SHE'S FINE	4	71.2	0:10.63	0:14.41 [5]	21.14L	0:41.16	+4
		Georgina Cartwright		1400m	1400m	(0:14.41)			
9	9	MRS KAJUDO	5	69.6	0:10.91	0:15.27 [8]	28.41L	0:42.92	-6
		Kenji Yoshida		1400m	1400m	(0:15.27)			
10	8	ELEMISS	2	69.5	0:10.98	0:15.54 [10]	30.16L	0:42.56	-4
		Todd Banks		Overall	1400m	(0:15.54)			

Scratched: Strike Me Pink (#5), Acts Alone (#1)

Report Created: Sat 29 November 2025 21:35 GMT (Note: Timing is based on position data)

Page 2/12

[] Ranking at each section and finish
-:-:- No data available at this section
NA No data available

SCN Saddle cloth number
DNF Did not finish
DNT Did not track

data processed by  TRIPLESDATA



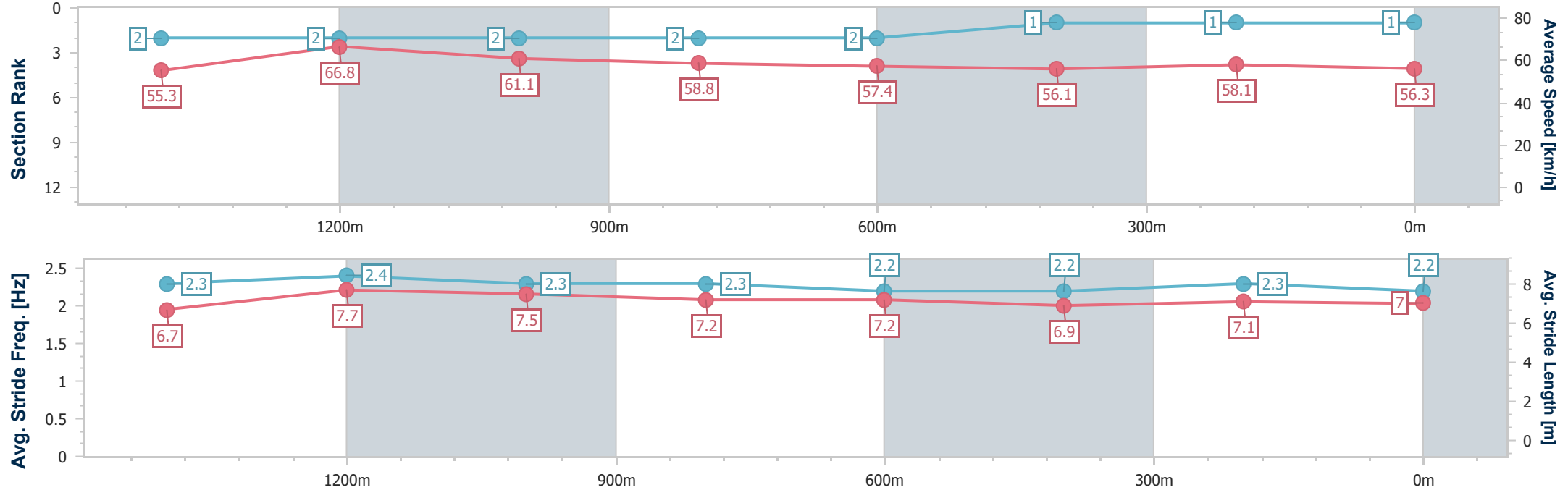
Horse/Jockey Name	For The Brave
Final Rank	1
Fastest Section Time (Section)	0:10.94 (1400m)
Top Speed [km/h] (Section)	70.9 (Overall)
Race State	Finished



ToowoombaProfessional
Race 7: KENNARDS HIRE Maiden Handicap - 1625m
29 November 2025 - 21:07
Track Rating: Good 4, Weather: Fine, Rail Position: True Entire Course.



Section	Overall	1400m	1200m	1000m	800m	600m	400m	200m					
Section Times	1:40.59 [1] (0:14.74)	1:25.85 [2] (0:10.94)	1:14.91 [2] (0:11.78)	1:03.13 [2] (0:12.39)	0:50.74 [2] (0:12.69)	0:38.05 [2] (0:12.92)	0:25.13 [1] (0:12.41)	0:12.72 [1] (0:12.72)					
Average Speed [km/h]	55.3	66.8	61.1	58.8	57.4	56.1	58.1	56.3					
Top Speed [km/h]	70.9	70.5	63.5	60.2	58.7	57.7	58.6	58.7					
Avg. Dist. to Rail [m]	6.1	2.4	3.3	2.7	2.8	1.7	0.5	1.8					
Avg. Stride Freq. [Hz]	2.3	2.4	2.3	2.3	2.2	2.2	2.3	2.2					
Avg. Stride Length [m]	6.7	7.7	7.5	7.2	7.2	6.9	7.1	7.0					





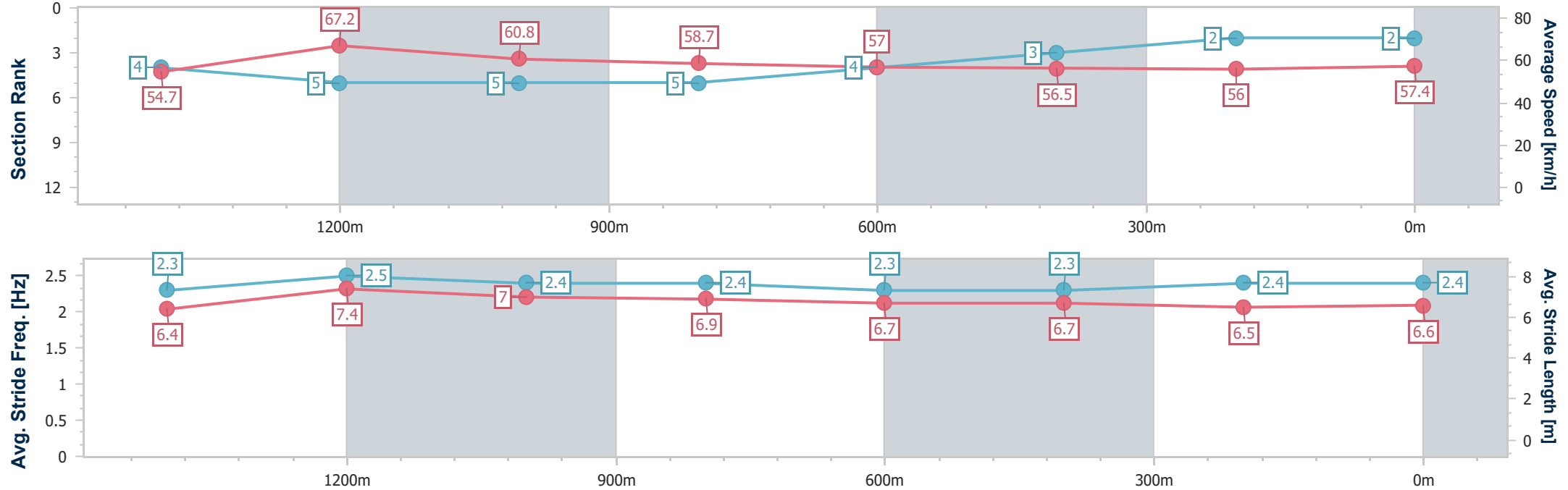
Horse/Jockey Name	Melancolie
Final Rank	2
Fastest Section Time (Section)	0:11.06 (1400m)
Top Speed [km/h] (Section)	70.3 (Overall)
Race State	Finished



ToowoombaProfessional
Race 7: KENNARDS HIRE Maiden Handicap - 1625m
29 November 2025 - 21:07
Track Rating: Good 4, Weather: Fine, Rail Position: True Entire Course.



Section	Overall	1400m	1200m	1000m	800m	600m	400m	200m					
Section Times	1:41.61 [2] (0:14.98)	1:26.63 [4] (0:11.06)	1:15.57 [5] (0:11.95)	1:03.62 [5] (0:12.45)	0:51.17 [5] (0:12.70)	0:38.47 [4] (0:12.90)	0:25.57 [3] (0:13.04)	0:12.53 [2] (0:12.53)					
Average Speed [km/h]	54.7	67.2	60.8	58.7	57.0	56.5	56.0	57.4					
Top Speed [km/h]	70.3	69.8	63.4	59.8	57.6	58.1	57.2	58.1					
Avg. Dist. to Rail [m]	8.4	5.5	6.4	4.0	2.5	3.1	3.5	3.6					
Avg. Stride Freq. [Hz]	2.3	2.5	2.4	2.4	2.3	2.3	2.4	2.4					
Avg. Stride Length [m]	6.4	7.4	7.0	6.9	6.7	6.7	6.5	6.6					





Horse/Jockey Name	Concador
Final Rank	3
Fastest Section Time (Section)	0:10.93 (1400m)
Top Speed [km/h] (Section)	70.2 (1400m)
Race State	Finished

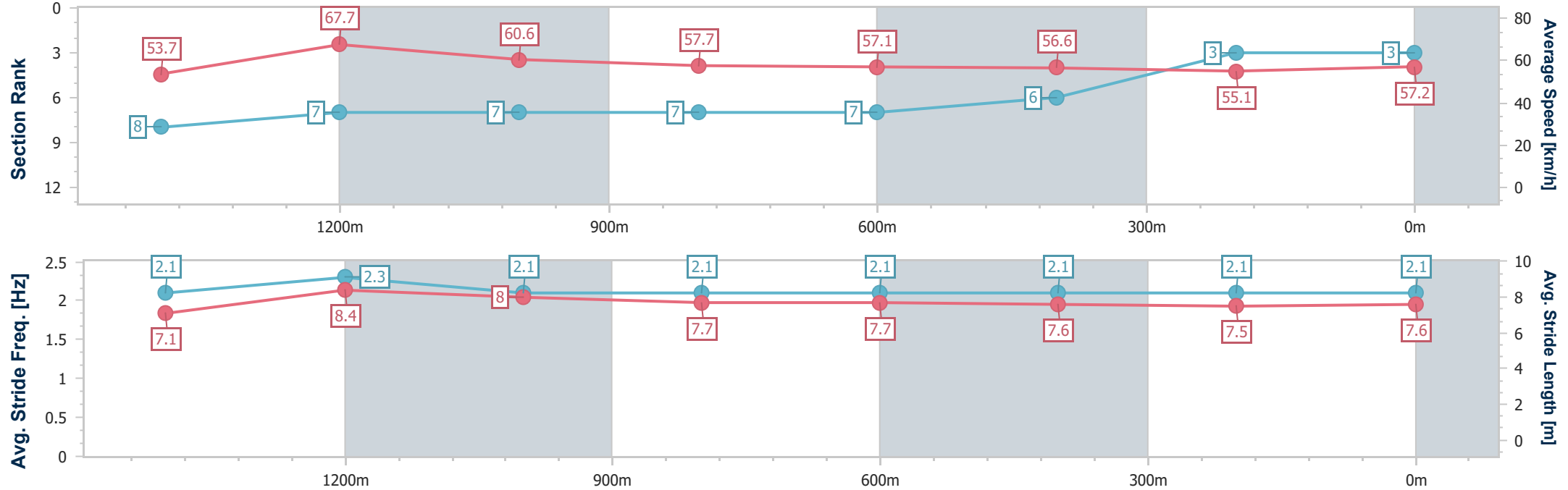


ToowoombaProfessional
Race 7: KENNARDS HIRE Maiden Handicap - 1625m



29 November 2025 - 21:07
Track Rating: Good 4, Weather: Fine, Rail Position: True Entire Course.

Section	Overall	1400m	1200m	1000m	800m	600m	400m	200m					
Section Times	1:42.10 [3] (0:15.25)	1:26.85 [8] (0:10.93)	1:15.92 [7] (0:11.96)	1:03.96 [7] (0:12.66)	0:51.30 [7] (0:12.88)	0:38.42 [7] (0:12.83)	0:25.59 [6] (0:12.99)	0:12.60 [3] (0:12.60)					
Average Speed [km/h]	53.7	67.7	60.6	57.7	57.1	56.6	55.1	57.2					
Top Speed [km/h]	70.1	70.2	63.6	59.1	57.9	58.1	56.5	57.7					
Avg. Dist. to Rail [m]	7.7	5.1	5.3	4.8	4.6	1.6	0.7	1.5					
Avg. Stride Freq. [Hz]	2.1	2.3	2.1	2.1	2.1	2.1	2.1	2.1					
Avg. Stride Length [m]	7.1	8.4	8.0	7.7	7.7	7.6	7.5	7.6					



[] Ranking at each section and finish
-.-.- No data available at this section
NA No data available



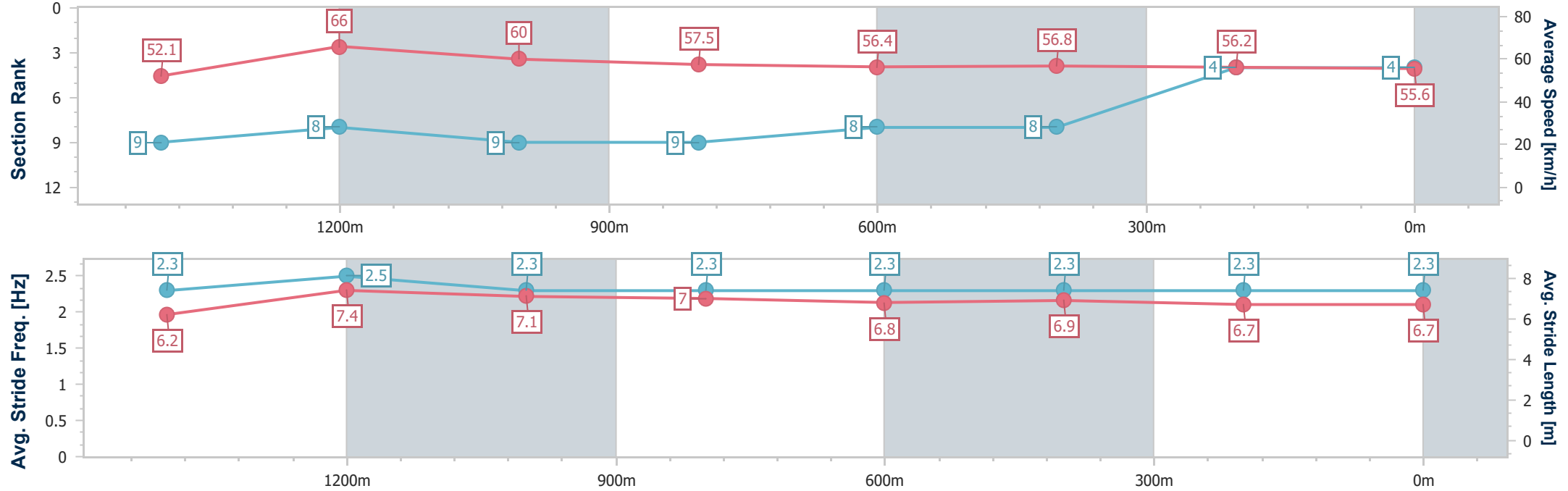
Horse/Jockey Name	Valley Of Fame
Final Rank	4
Fastest Section Time (Section)	0:10.78 (1400m)
Top Speed [km/h] (Section)	70.0 (Overall)
Race State	Finished



ToowoombaProfessional
Race 7: KENNARDS HIRE Maiden Handicap - 1625m
29 November 2025 - 21:07
Track Rating: Good 4, Weather: Fine, Rail Position: True Entire Course.



Section	Overall	1400m	1200m	1000m	800m	600m	400m	200m					
Section Times	1:42.53 [4] (0:15.46)	1:27.07 [9] (0:10.78)	1:16.29 [8] (0:12.00)	1:04.29 [9] (0:12.63)	0:51.66 [9] (0:12.88)	0:38.78 [8] (0:12.90)	0:25.88 [8] (0:12.97)	0:12.91 [4] (0:12.91)					
Average Speed [km/h]	52.1	66.0	60.0	57.5	56.4	56.8	56.2	55.6					
Top Speed [km/h]	70.0	69.9	62.8	58.8	57.8	58.1	57.1	56.1					
Avg. Dist. to Rail [m]	4.0	1.8	1.3	1.9	3.2	3.2	2.9	1.2					
Avg. Stride Freq. [Hz]	2.3	2.5	2.3	2.3	2.3	2.3	2.3	2.3					
Avg. Stride Length [m]	6.2	7.4	7.1	7.0	6.8	6.9	6.7	6.7					





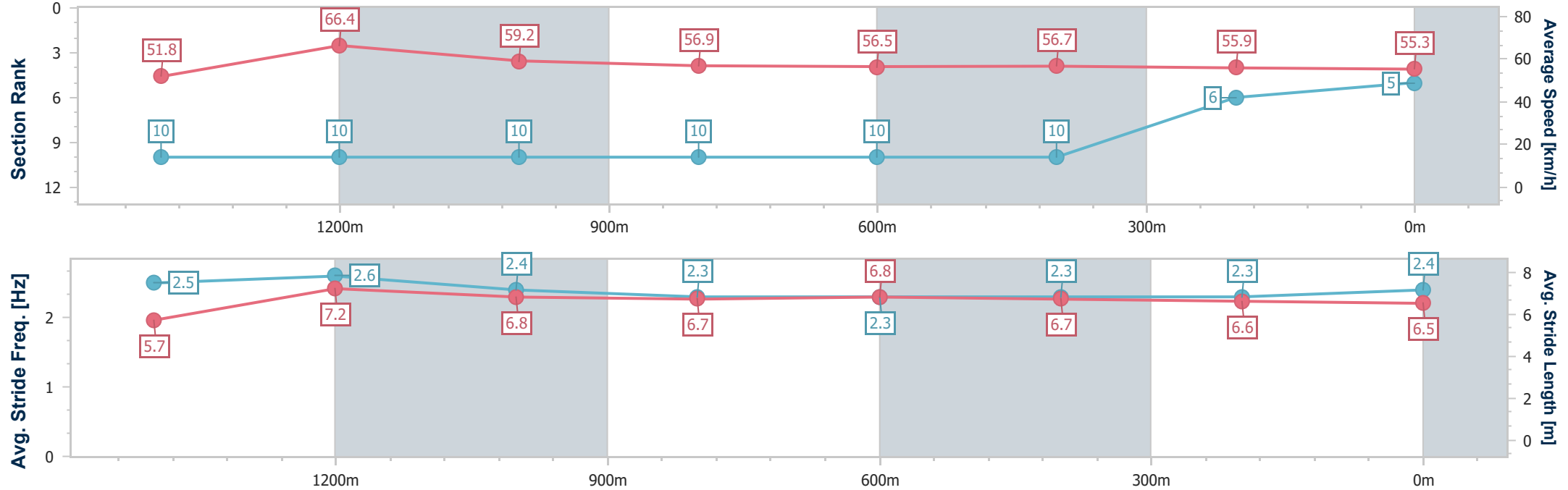
Horse/Jockey Name	Love To Be Proud
Final Rank	5
Fastest Section Time (Section)	0:10.68 (1400m)
Top Speed [km/h] (Section)	69.9 (Overall)
Race State	Finished



ToowoombaProfessional
Race 7: KENNARDS HIRE Maiden Handicap - 1625m
29 November 2025 - 21:07
Track Rating: Good 4, Weather: Fine, Rail Position: True Entire Course.



Section	Overall	1400m	1200m	1000m	800m	600m	400m	200m					
Section Times	1:42.85 [5] (0:15.75)	1:27.10 [10] (0:10.68)	1:16.42 [10] (0:12.15)	1:04.27 [10] (0:12.71)	0:51.56 [10] (0:12.78)	0:38.78 [10] (0:12.86)	0:25.92 [10] (0:12.91)	0:13.01 [6] (0:13.01)					
Average Speed [km/h]	51.8	66.4	59.2	56.9	56.5	56.7	55.9	55.3					
Top Speed [km/h]	69.9	69.0	60.1	57.7	57.2	58.9	56.9	56.8					
Avg. Dist. to Rail [m]	6.4	2.3	1.1	1.2	1.6	2.2	1.2	3.1					
Avg. Stride Freq. [Hz]	2.5	2.6	2.4	2.3	2.3	2.3	2.3	2.4					
Avg. Stride Length [m]	5.7	7.2	6.8	6.7	6.8	6.7	6.6	6.5					





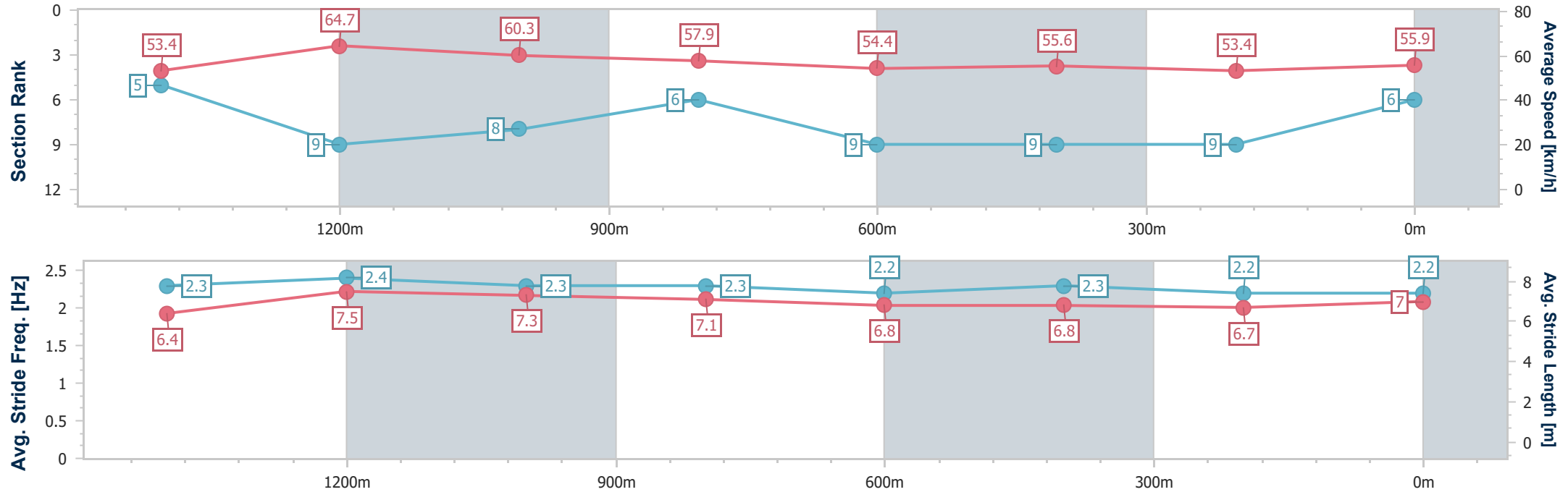
Horse/Jockey Name	Roigard
Final Rank	6
Fastest Section Time (Section)	0:11.16 (1400m)
Top Speed [km/h] (Section)	66.6 (1400m)
Race State	Finished



ToowoombaProfessional
Race 7: KENNARDS HIRE Maiden Handicap - 1625m
29 November 2025 - 21:07
Track Rating: Good 4, Weather: Fine, Rail Position: True Entire Course.



Section	Overall	1400m	1200m	1000m	800m	600m	400m	200m					
Section Times	1:43.00 [6] (0:15.08)	1:27.92 [5] (0:11.16)	1:16.76 [9] (0:11.99)	1:04.77 [8] (0:12.44)	0:52.33 [6] (0:13.32)	0:39.01 [9] (0:12.86)	0:26.15 [9] (0:13.31)	0:12.84 [9] (0:12.84)					
Average Speed [km/h]	53.4	64.7	60.3	57.9	54.4	55.6	53.4	55.9					
Top Speed [km/h]	66.4	66.6	61.7	59.4	56.6	57.6	56.3	57.3					
Avg. Dist. to Rail [m]	2.4	1.4	1.8	0.8	1.5	1.7	3.4	0.4					
Avg. Stride Freq. [Hz]	2.3	2.4	2.3	2.3	2.2	2.3	2.2	2.2					
Avg. Stride Length [m]	6.4	7.5	7.3	7.1	6.8	6.8	6.7	7.0					



[] Ranking at each section and finish
- - - - - No data available at this section
NA No data available



Horse/Jockey Name	Valourhee
Final Rank	7
Fastest Section Time (Section)	0:10.96 (1400m)
Top Speed [km/h] (Section)	68.9 (1400m)
Race State	Finished

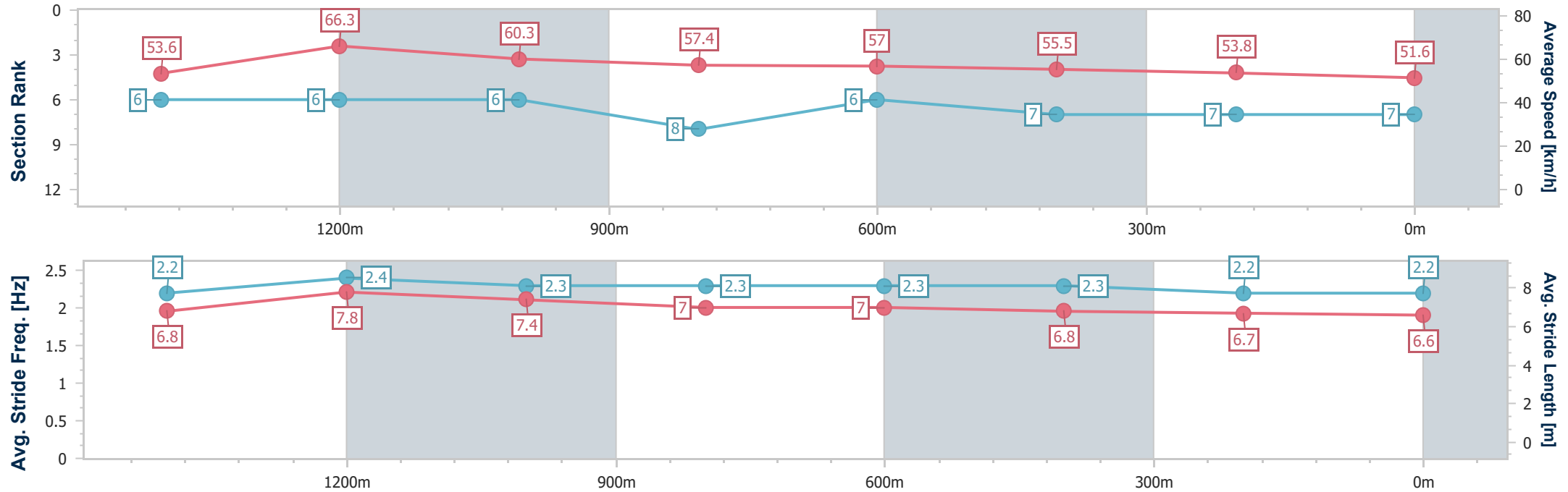


ToowoombaProfessional
Race 7: KENNARDS HIRE Maiden Handicap - 1625m



29 November 2025 - 21:07
Track Rating: Good 4, Weather: Fine, Rail Position: True Entire Course.

Section	Overall	1400m	1200m	1000m	800m	600m	400m	200m					
Section Times	1:43.86 [7] (0:15.16)	1:28.70 [6] (0:10.96)	1:17.74 [6] (0:11.99)	1:05.75 [6] (0:12.69)	0:53.06 [8] (0:12.78)	0:40.28 [6] (0:13.05)	0:27.23 [7] (0:13.36)	0:13.87 [7] (0:13.87)					
Average Speed [km/h]	53.6	66.3	60.3	57.4	57.0	55.5	53.8	51.6					
Top Speed [km/h]	68.8	68.9	64.2	58.7	58.1	57.9	55.1	53.7					
Avg. Dist. to Rail [m]	1.6	2.4	3.4	3.0	3.0	0.9	0.6	0.3					
Avg. Stride Freq. [Hz]	2.2	2.4	2.3	2.3	2.3	2.3	2.2	2.2					
Avg. Stride Length [m]	6.8	7.8	7.4	7.0	7.0	6.8	6.7	6.6					



[] Ranking at each section and finish
-.-.- No data available at this section
NA No data available



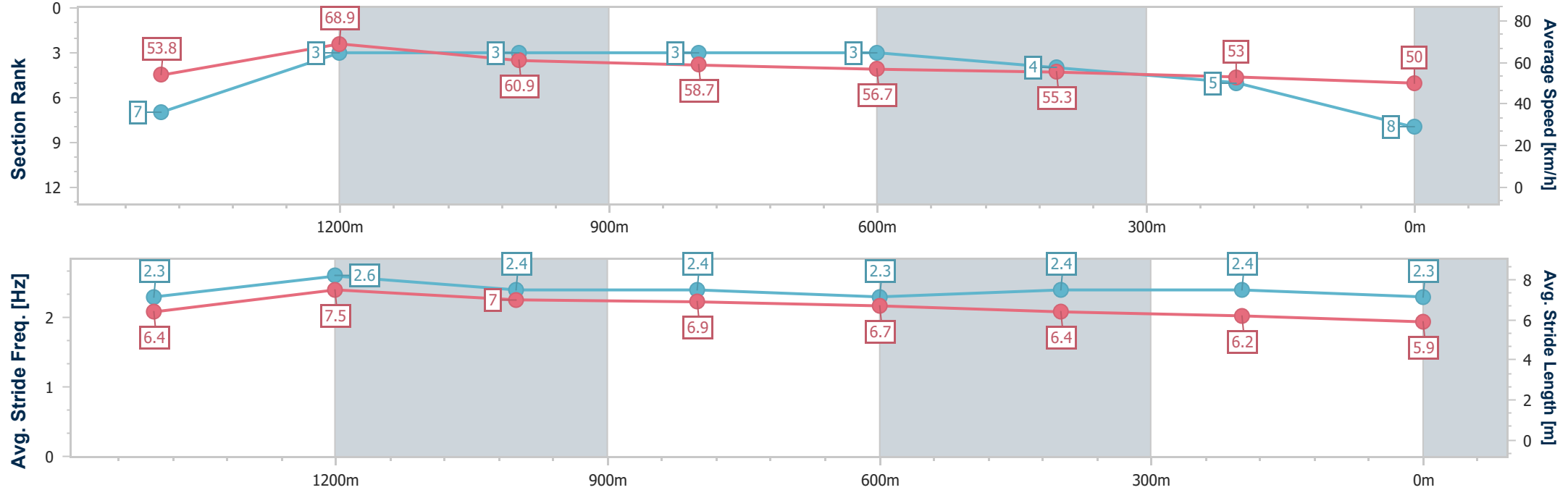
Horse/Jockey Name	Damn She's Fine
Final Rank	8
Fastest Section Time (Section)	0:10.63 (1400m)
Top Speed [km/h] (Section)	71.2 (1400m)
Race State	Finished



ToowoombaProfessional
Race 7: KENNARDS HIRE Maiden Handicap - 1625m
29 November 2025 - 21:07
Track Rating: Good 4, Weather: Fine, Rail Position: True Entire Course.



Section	Overall	1400m	1200m	1000m	800m	600m	400m	200m				
Section Times	1:44.19 [8] (0:15.17)	1:29.02 [7] (0:10.63)	1:18.39 [3] (0:11.87)	1:06.52 [3] (0:12.45)	0:54.07 [3] (0:12.91)	0:41.16 [3] (0:13.11)	0:28.05 [4] (0:13.64)	0:14.41 [5] (0:14.41)				
Average Speed [km/h]	53.8	68.9	60.9	58.7	56.7	55.3	53.0	50.0				
Top Speed [km/h]	70.6	71.2	64.9	60.2	58.4	57.4	54.9	51.8				
Avg. Dist. to Rail [m]	3.6	3.2	4.7	3.5	4.1	1.9	1.9	3.1				
Avg. Stride Freq. [Hz]	2.3	2.6	2.4	2.4	2.3	2.4	2.4	2.3				
Avg. Stride Length [m]	6.4	7.5	7.0	6.9	6.7	6.4	6.2	5.9				





Horse/Jockey Name	Mrs Kajudo
Final Rank	9
Fastest Section Time (Section)	0:10.91 (1400m)
Top Speed [km/h] (Section)	69.6 (1400m)
Race State	Finished

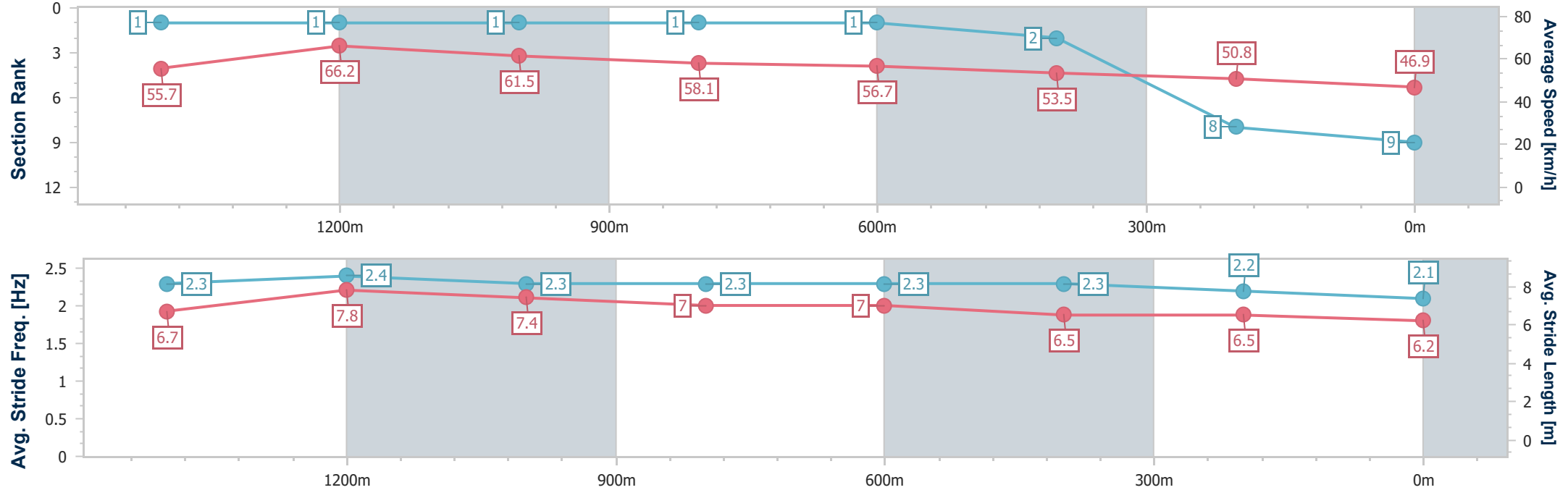


ToowoombaProfessional
Race 7: KENNARDS HIRE Maiden Handicap - 1625m



29 November 2025 - 21:07
Track Rating: Good 4, Weather: Fine, Rail Position: True Entire Course.

Section	Overall	1400m	1200m	1000m	800m	600m	400m	200m					
Section Times	1:45.42 [9] (0:14.59)	1:30.83 [1] (0:10.91)	1:19.92 [1] (0:11.71)	1:08.21 [1] (0:12.47)	0:55.74 [1] (0:12.82)	0:42.92 [1] (0:13.44)	0:29.48 [2] (0:14.21)	0:15.27 [8] (0:15.27)					
Average Speed [km/h]	55.7	66.2	61.5	58.1	56.7	53.5	50.8	46.9					
Top Speed [km/h]	69.6	69.6	63.5	60.3	57.8	56.4	51.7	48.6					
Avg. Dist. to Rail [m]	3.2	0.8	2.3	2.0	1.6	0.6	0.2	0.4					
Avg. Stride Freq. [Hz]	2.3	2.4	2.3	2.3	2.3	2.3	2.2	2.1					
Avg. Stride Length [m]	6.7	7.8	7.4	7.0	7.0	6.5	6.5	6.2					



[] Ranking at each section and finish
- - - - - No data available at this section
NA No data available



Horse/Jockey Name	Elemiss
Final Rank	10
Fastest Section Time (Section)	0:10.98 (1400m)
Top Speed [km/h] (Section)	69.5 (Overall)
Race State	Finished



ToowoombaProfessional
Race 7: KENNARDS HIRE Maiden Handicap - 1625m
29 November 2025 - 21:07
Track Rating: Good 4, Weather: Fine, Rail Position: True Entire Course.



Section	Overall	1400m	1200m	1000m	800m	600m	400m	200m					
Section Times	1:45.72 [10] (0:14.88)	1:30.84 [3] (0:10.98)	1:19.86 [4] (0:11.95)	1:07.91 [4] (0:12.55)	0:55.36 [4] (0:12.80)	0:42.56 [5] (0:13.16)	0:29.40 [5] (0:13.86)	0:15.54 [10] (0:15.54)					
Average Speed [km/h]	54.6	65.8	60.3	57.6	56.5	55.3	52.0	46.3					
Top Speed [km/h]	69.5	69.4	62.0	60.1	57.7	56.7	53.6	49.7					
Avg. Dist. to Rail [m]	1.9	0.7	1.6	1.3	2.0	2.3	0.5	0.5					
Avg. Stride Freq. [Hz]	2.3	2.4	2.3	2.2	2.2	2.2	2.2	2.1					
Avg. Stride Length [m]	6.7	7.7	7.4	7.1	7.0	6.9	6.6	6.2					

