



# Toowoomba Professional

## Race 1: RDO EQUIPMENT QTIS Two-Year-Old Maiden Plate - 1000m

06 December 2025 - 17:22



Track Rating: Good 4, Weather: Fine, Rail Position: 4 metres Entire Course.

| Section     |     |                     |         |                     |                    | Overall              | 800m                 | 600m                 | 400m                 | 200m                 |         |             | Last 600m                 |  |
|-------------|-----|---------------------|---------|---------------------|--------------------|----------------------|----------------------|----------------------|----------------------|----------------------|---------|-------------|---------------------------|--|
| Field Times |     |                     |         |                     |                    | 1:00.79<br>(0:14.28) | 0:46.51<br>(0:10.82) | 0:35.69<br>(0:11.48) | 0:24.21<br>(0:11.73) | 0:12.48<br>(0:12.48) |         |             | 0:35.69                   |  |
| Rank        | TAB | Horse/Jockey        | Barrier | Top Speed<br>[km/h] | Fastest<br>Section |                      |                      |                      |                      |                      |         | Margin      | Distance<br>Travelled [m] |  |
| 1           | 3   | TOSEN SABI          | 1       | 68.5                | 0:10.82            | 1:00.79 [1]          | 0:46.51 [1]          | 0:35.69 [1]          | 0:24.21 [1]          | 0:12.48 [1]          | 1:00.79 | 0:35.69     |                           |  |
|             |     | Brooke Stower       |         | 800m                | 800m               | (0:14.28)            | (0:10.82)            | (0:11.48)            | (0:11.73)            | (0:12.48)            |         |             |                           |  |
| 2           | 6   | PHERE THE WARREGO   | 5       | 70.2                | 0:10.54            | 1:00.84 [2]          | 0:45.89 [3]          | 0:35.35 [3]          | 0:23.99 [3]          | 0:12.20 [3]          | 0.33L   | 0:35.35 -18 |                           |  |
|             |     | Chloe Lowe          |         | 800m                | 800m               | (0:14.95)            | (0:10.54)            | (0:11.36)            | (0:11.79)            | (0:12.20)            |         |             |                           |  |
| 3           | 4   | HOLD MY HAND        | 4       | 70.0                | 0:10.95            | 1:00.88 [3]          | 0:46.54 [2]          | 0:35.59 [2]          | 0:24.20 [2]          | 0:12.37 [2]          | 0.53L   | 0:35.59 +5  |                           |  |
|             |     | Kelsey Lenton       |         | Overall             | 800m               | (0:14.34)            | (0:10.95)            | (0:11.39)            | (0:11.83)            | (0:12.37)            |         |             |                           |  |
| 4           | 7   | READY TO BOIL       | 2       | 68.5                | 0:10.90            | 1:01.76 [4]          | 0:46.79 [4]          | 0:35.89 [4]          | 0:24.35 [4]          | 0:12.30 [5]          | 5.71L   | 0:35.89 -7  |                           |  |
|             |     | Georgina Cartwright |         | Overall             | 800m               | (0:14.97)            | (0:10.90)            | (0:11.54)            | (0:12.05)            | (0:12.30)            |         |             |                           |  |
| 5           | 2   | DIAMOND OCEAN       | 6       | 68.0                | 0:10.81            | 1:01.89 [5]          | 0:46.66 [7]          | 0:35.85 [6]          | 0:24.45 [5]          | 0:12.48 [4]          | 6.48L   | 0:35.85 -3  |                           |  |
|             |     | Corey Sutherland    |         | 800m                | 800m               | (0:15.23)            | (0:10.81)            | (0:11.40)            | (0:11.97)            | (0:12.48)            |         |             |                           |  |
| 6           | 5   | JASMINTINA          | 7       | 67.7                | 0:11.07            | 1:02.76 [6]          | 0:47.71 [6]          | 0:36.64 [7]          | 0:24.87 [7]          | 0:12.71 [7]          | 11.59L  | 0:36.64 +6  |                           |  |
|             |     | Olivia Kendal       |         | 800m                | 800m               | (0:15.05)            | (0:11.07)            | (0:11.77)            | (0:12.16)            | (0:12.71)            |         |             |                           |  |
| 7           | 1   | COOL GENT           | 3       | 68.0                | 0:10.88            | 1:03.45 [7]          | 0:48.44 [5]          | 0:37.56 [5]          | 0:25.94 [6]          | 0:13.62 [6]          | 15.67L  | 0:37.56 +3  |                           |  |
|             |     | Kenji Yoshida       |         | 800m                | 800m               | (0:15.01)            | (0:10.88)            | (0:11.62)            | (0:12.32)            | (0:13.62)            |         |             |                           |  |



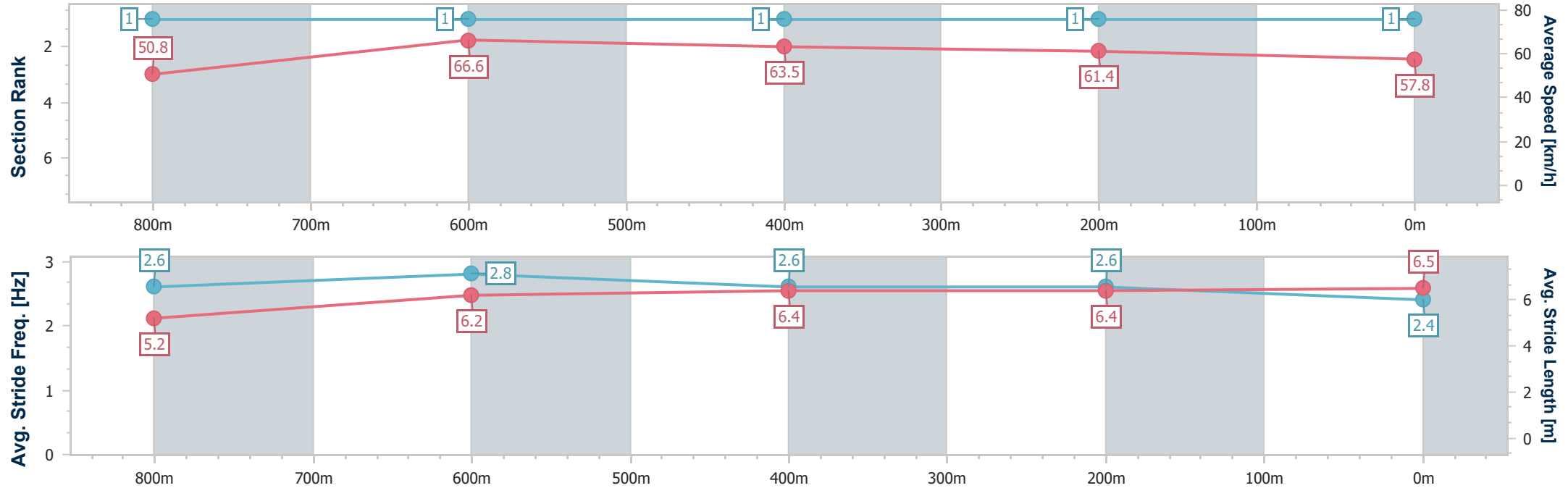
|                                |                |
|--------------------------------|----------------|
| Horse/Jockey Name              | Tosen Sabi     |
| Final Rank                     | 1              |
| Fastest Section Time (Section) | 0:10.82 (800m) |
| Top Speed [km/h] (Section)     | 68.5 (800m)    |
| Race State                     | Finished       |



ToowoombaProfessional  
Race 1: RDO EQUIPMENT QTIS Two-Year-Old Maiden Plate - 1000m  
06 December 2025 - 17:22  
Track Rating: Good 4, Weather: Fine, Rail Position: 4 metres Entire Course.



| Section                | Overall                  | 800m                     | 600m                     | 400m                     | 200m                     |  |  |  |  |  |  |  |  |  |  |
|------------------------|--------------------------|--------------------------|--------------------------|--------------------------|--------------------------|--|--|--|--|--|--|--|--|--|--|
| Section Times          | 1:00.79 [1]<br>(0:14.28) | 0:46.51 [1]<br>(0:10.82) | 0:35.69 [1]<br>(0:11.48) | 0:24.21 [1]<br>(0:11.73) | 0:12.48 [1]<br>(0:12.48) |  |  |  |  |  |  |  |  |  |  |
| Average Speed [km/h]   | 50.8                     | 66.6                     | 63.5                     | 61.4                     | 57.8                     |  |  |  |  |  |  |  |  |  |  |
| Top Speed [km/h]       | 68.2                     | 68.5                     | 64.9                     | 62.5                     | 60.4                     |  |  |  |  |  |  |  |  |  |  |
| Avg. Dist. to Rail [m] | 3.8                      | 1.8                      | 2.2                      | 0.5                      | 0.7                      |  |  |  |  |  |  |  |  |  |  |
| Avg. Stride Freq. [Hz] | 2.6                      | 2.8                      | 2.6                      | 2.6                      | 2.4                      |  |  |  |  |  |  |  |  |  |  |
| Avg. Stride Length [m] | 5.2                      | 6.2                      | 6.4                      | 6.4                      | 6.5                      |  |  |  |  |  |  |  |  |  |  |





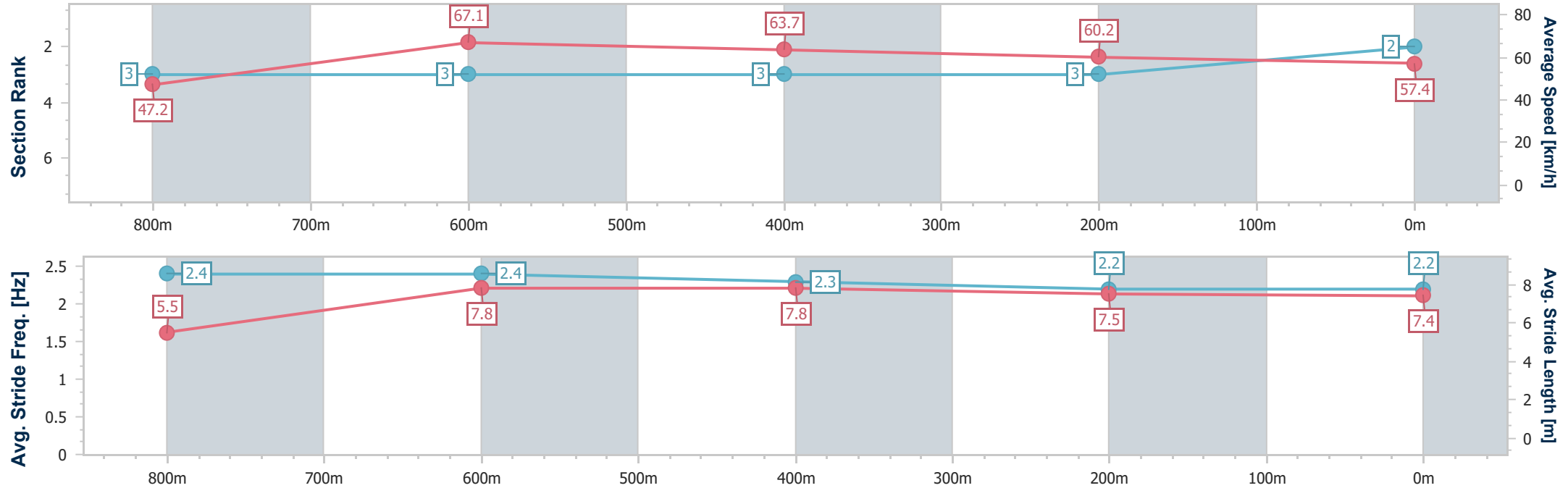
|                                |                   |
|--------------------------------|-------------------|
| Horse/Jockey Name              | Phere The Warrego |
| Final Rank                     | 2                 |
| Fastest Section Time (Section) | 0:10.54 (800m)    |
| Top Speed [km/h] (Section)     | 70.2 (800m)       |
| Race State                     | Finished          |



ToowoombaProfessional  
Race 1: RDO EQUIPMENT QTIS Two-Year-Old Maiden Plate - 1000m  
06 December 2025 - 17:22  
Track Rating: Good 4, Weather: Fine, Rail Position: 4 metres Entire Course.



| Section                | Overall                  | 800m                     | 600m                     | 400m                     | 200m                     |  |  |  |  |  |  |  |  |  |  |
|------------------------|--------------------------|--------------------------|--------------------------|--------------------------|--------------------------|--|--|--|--|--|--|--|--|--|--|
| Section Times          | 1:00.84 [2]<br>(0:14.95) | 0:45.89 [3]<br>(0:10.54) | 0:35.35 [3]<br>(0:11.36) | 0:23.99 [3]<br>(0:11.79) | 0:12.20 [3]<br>(0:12.20) |  |  |  |  |  |  |  |  |  |  |
| Average Speed [km/h]   | 47.2                     | 67.1                     | 63.7                     | 60.2                     | 57.4                     |  |  |  |  |  |  |  |  |  |  |
| Top Speed [km/h]       | 65.7                     | 70.2                     | 68.7                     | 64.1                     | 62.1                     |  |  |  |  |  |  |  |  |  |  |
| Avg. Dist. to Rail [m] | 6.2                      | 2.7                      | 1.5                      | 0.5                      | 0.6                      |  |  |  |  |  |  |  |  |  |  |
| Avg. Stride Freq. [Hz] | 2.4                      | 2.4                      | 2.3                      | 2.2                      | 2.2                      |  |  |  |  |  |  |  |  |  |  |
| Avg. Stride Length [m] | 5.5                      | 7.8                      | 7.8                      | 7.5                      | 7.4                      |  |  |  |  |  |  |  |  |  |  |





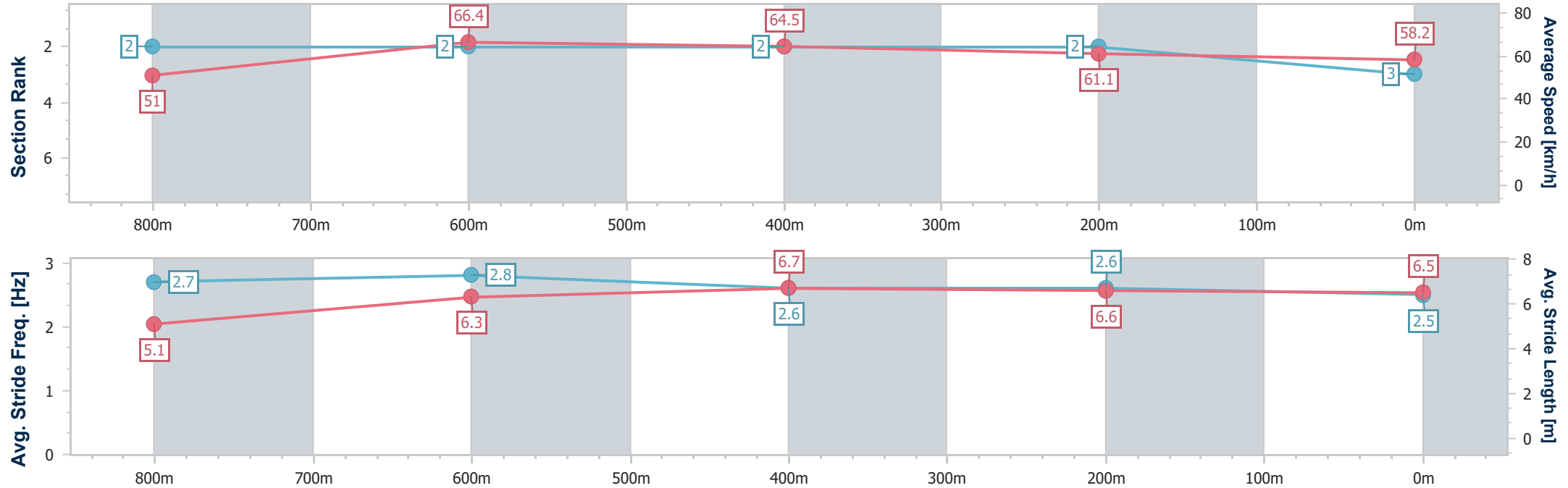
|                                |                |
|--------------------------------|----------------|
| Horse/Jockey Name              | Hold My Hand   |
| Final Rank                     | 3              |
| Fastest Section Time (Section) | 0:10.95 (800m) |
| Top Speed [km/h] (Section)     | 70.0 (Overall) |
| Race State                     | Finished       |



ToowoombaProfessional  
Race 1: RDO EQUIPMENT QTIS Two-Year-Old Maiden Plate - 1000m  
06 December 2025 - 17:22  
Track Rating: Good 4, Weather: Fine, Rail Position: 4 metres Entire Course.



| Section                | Overall                  | 800m                     | 600m                     | 400m                     | 200m                     |  |  |  |  |  |  |  |  |  |
|------------------------|--------------------------|--------------------------|--------------------------|--------------------------|--------------------------|--|--|--|--|--|--|--|--|--|
| Section Times          | 1:00.88 [3]<br>(0:14.34) | 0:46.54 [2]<br>(0:10.95) | 0:35.59 [2]<br>(0:11.39) | 0:24.20 [2]<br>(0:11.83) | 0:12.37 [2]<br>(0:12.37) |  |  |  |  |  |  |  |  |  |
| Average Speed [km/h]   | 51.0                     | 66.4                     | 64.5                     | 61.1                     | 58.2                     |  |  |  |  |  |  |  |  |  |
| Top Speed [km/h]       | 70.0                     | 68.7                     | 66.1                     | 63.1                     | 60.0                     |  |  |  |  |  |  |  |  |  |
| Avg. Dist. to Rail [m] | 6.9                      | 4.3                      | 3.5                      | 1.6                      | 1.5                      |  |  |  |  |  |  |  |  |  |
| Avg. Stride Freq. [Hz] | 2.7                      | 2.8                      | 2.6                      | 2.6                      | 2.5                      |  |  |  |  |  |  |  |  |  |
| Avg. Stride Length [m] | 5.1                      | 6.3                      | 6.7                      | 6.6                      | 6.5                      |  |  |  |  |  |  |  |  |  |





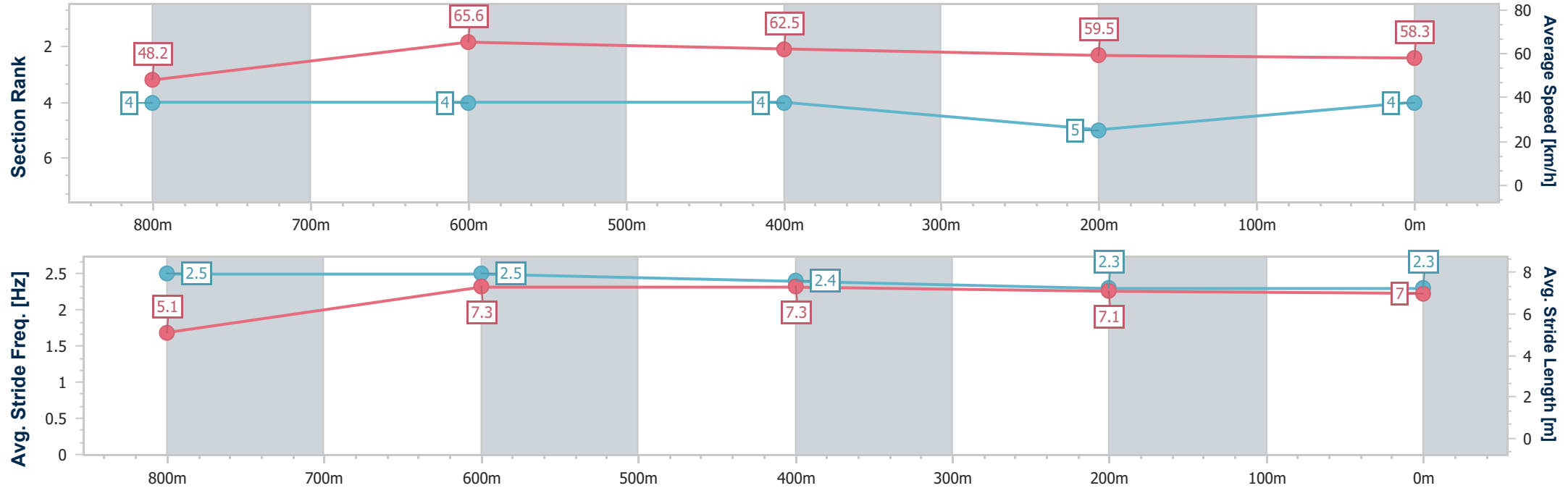
|                                |                |
|--------------------------------|----------------|
| Horse/Jockey Name              | Ready To Boil  |
| Final Rank                     | 4              |
| Fastest Section Time (Section) | 0:10.90 (800m) |
| Top Speed [km/h] (Section)     | 68.5 (Overall) |
| Race State                     | Finished       |



ToowoombaProfessional  
Race 1: RDO EQUIPMENT QTIS Two-Year-Old Maiden Plate - 1000m  
06 December 2025 - 17:22  
Track Rating: Good 4, Weather: Fine, Rail Position: 4 metres Entire Course.



| Section                | Overall                  | 800m                     | 600m                     | 400m                     | 200m                     |  |  |  |  |  |  |  |  |  |
|------------------------|--------------------------|--------------------------|--------------------------|--------------------------|--------------------------|--|--|--|--|--|--|--|--|--|
| Section Times          | 1:01.76 [4]<br>(0:14.97) | 0:46.79 [4]<br>(0:10.90) | 0:35.89 [4]<br>(0:11.54) | 0:24.35 [4]<br>(0:12.05) | 0:12.30 [5]<br>(0:12.30) |  |  |  |  |  |  |  |  |  |
| Average Speed [km/h]   | 48.2                     | 65.6                     | 62.5                     | 59.5                     | 58.3                     |  |  |  |  |  |  |  |  |  |
| Top Speed [km/h]       | 68.5                     | 67.4                     | 65.6                     | 60.5                     | 59.2                     |  |  |  |  |  |  |  |  |  |
| Avg. Dist. to Rail [m] | 2.8                      | 0.6                      | 0.3                      | 1.1                      | 0.3                      |  |  |  |  |  |  |  |  |  |
| Avg. Stride Freq. [Hz] | 2.5                      | 2.5                      | 2.4                      | 2.3                      | 2.3                      |  |  |  |  |  |  |  |  |  |
| Avg. Stride Length [m] | 5.1                      | 7.3                      | 7.3                      | 7.1                      | 7.0                      |  |  |  |  |  |  |  |  |  |





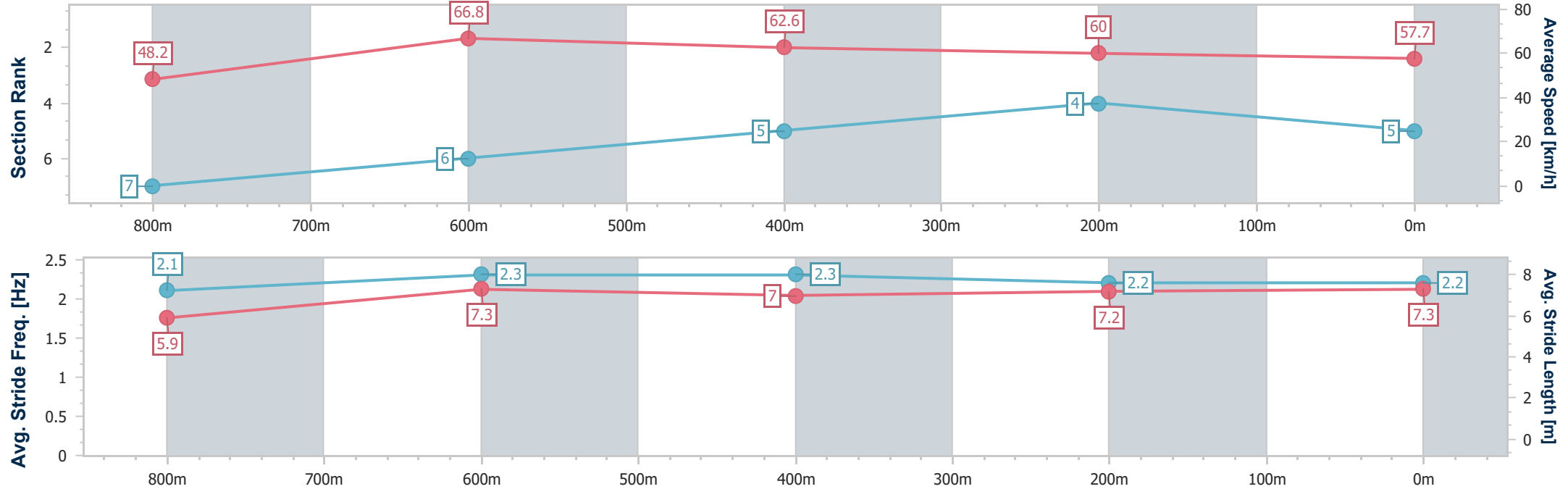
|                                |                |
|--------------------------------|----------------|
| Horse/Jockey Name              | Diamond Ocean  |
| Final Rank                     | 5              |
| Fastest Section Time (Section) | 0:10.81 (800m) |
| Top Speed [km/h] (Section)     | 68.0 (800m)    |
| Race State                     | Finished       |



ToowoombaProfessional  
Race 1: RDO EQUIPMENT QTIS Two-Year-Old Maiden Plate - 1000m  
06 December 2025 - 17:22  
Track Rating: Good 4, Weather: Fine, Rail Position: 4 metres Entire Course.



| Section                | Overall                  | 800m                     | 600m                     | 400m                     | 200m                     |  |  |  |  |  |  |  |  |  |
|------------------------|--------------------------|--------------------------|--------------------------|--------------------------|--------------------------|--|--|--|--|--|--|--|--|--|
| Section Times          | 1:01.89 [5]<br>(0:15.23) | 0:46.66 [7]<br>(0:10.81) | 0:35.85 [6]<br>(0:11.40) | 0:24.45 [5]<br>(0:11.97) | 0:12.48 [4]<br>(0:12.48) |  |  |  |  |  |  |  |  |  |
| Average Speed [km/h]   | 48.2                     | 66.8                     | 62.6                     | 60.0                     | 57.7                     |  |  |  |  |  |  |  |  |  |
| Top Speed [km/h]       | 67.3                     | 68.0                     | 64.4                     | 61.7                     | 59.7                     |  |  |  |  |  |  |  |  |  |
| Avg. Dist. to Rail [m] | 9.3                      | 1.9                      | 1.4                      | 1.3                      | 0.4                      |  |  |  |  |  |  |  |  |  |
| Avg. Stride Freq. [Hz] | 2.1                      | 2.3                      | 2.3                      | 2.2                      | 2.2                      |  |  |  |  |  |  |  |  |  |
| Avg. Stride Length [m] | 5.9                      | 7.3                      | 7.0                      | 7.2                      | 7.3                      |  |  |  |  |  |  |  |  |  |



- [ ] Ranking at each section and finish
- .-.- No data available at this section
- NA No data available



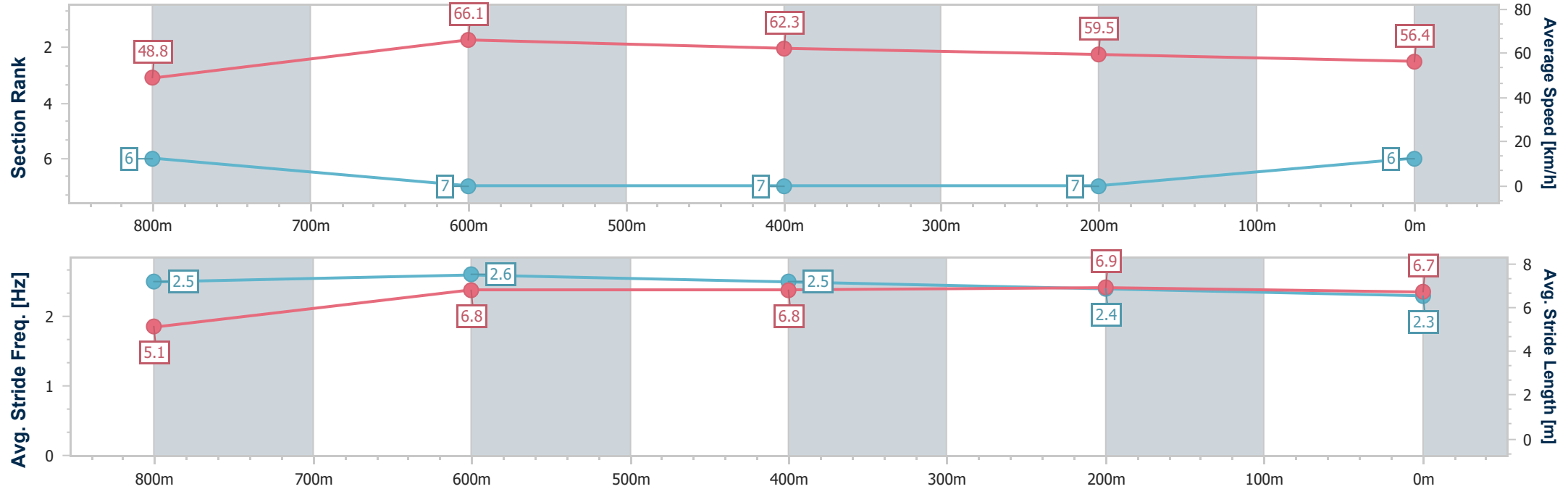
|                                |                |
|--------------------------------|----------------|
| Horse/Jockey Name              | Jasmintina     |
| Final Rank                     | 6              |
| Fastest Section Time (Section) | 0:11.07 (800m) |
| Top Speed [km/h] (Section)     | 67.7 (800m)    |
| Race State                     | Finished       |



ToowoombaProfessional  
Race 1: RDO EQUIPMENT QTIS Two-Year-Old Maiden Plate - 1000m  
06 December 2025 - 17:22  
Track Rating: Good 4, Weather: Fine, Rail Position: 4 metres Entire Course.



| Section                | Overall                  | 800m                     | 600m                     | 400m                     | 200m                     |  |  |  |  |  |  |  |  |  |
|------------------------|--------------------------|--------------------------|--------------------------|--------------------------|--------------------------|--|--|--|--|--|--|--|--|--|
| Section Times          | 1:02.76 [6]<br>(0:15.05) | 0:47.71 [6]<br>(0:11.07) | 0:36.64 [7]<br>(0:11.77) | 0:24.87 [7]<br>(0:12.16) | 0:12.71 [7]<br>(0:12.71) |  |  |  |  |  |  |  |  |  |
| Average Speed [km/h]   | 48.8                     | 66.1                     | 62.3                     | 59.5                     | 56.4                     |  |  |  |  |  |  |  |  |  |
| Top Speed [km/h]       | 67.3                     | 67.7                     | 64.7                     | 60.8                     | 58.9                     |  |  |  |  |  |  |  |  |  |
| Avg. Dist. to Rail [m] | 9.7                      | 5.2                      | 3.8                      | 1.6                      | 3.7                      |  |  |  |  |  |  |  |  |  |
| Avg. Stride Freq. [Hz] | 2.5                      | 2.6                      | 2.5                      | 2.4                      | 2.3                      |  |  |  |  |  |  |  |  |  |
| Avg. Stride Length [m] | 5.1                      | 6.8                      | 6.8                      | 6.9                      | 6.7                      |  |  |  |  |  |  |  |  |  |





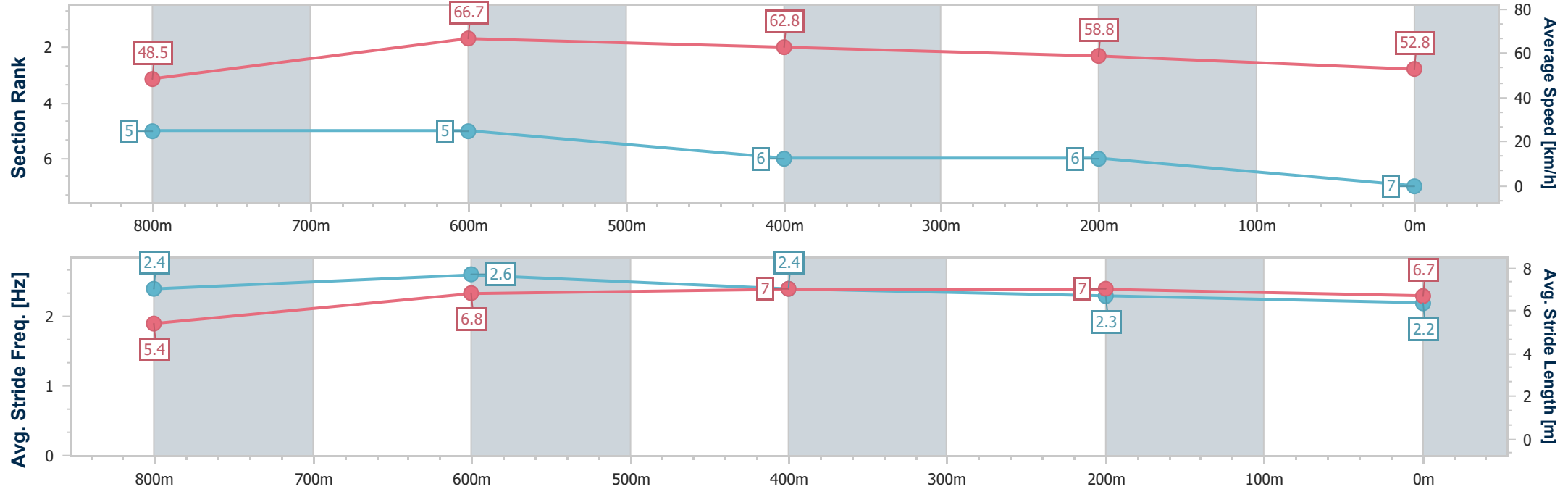
|                                |                |
|--------------------------------|----------------|
| Horse/Jockey Name              | Cool Gent      |
| Final Rank                     | 7              |
| Fastest Section Time (Section) | 0:10.88 (800m) |
| Top Speed [km/h] (Section)     | 68.0 (800m)    |
| Race State                     | Finished       |



ToowoombaProfessional  
Race 1: RDO EQUIPMENT QTIS Two-Year-Old Maiden Plate - 1000m  
06 December 2025 - 17:22  
Track Rating: Good 4, Weather: Fine, Rail Position: 4 metres Entire Course.



| Section                | Overall                  | 800m                     | 600m                     | 400m                     | 200m                     |  |  |  |  |  |  |  |  |  |  |
|------------------------|--------------------------|--------------------------|--------------------------|--------------------------|--------------------------|--|--|--|--|--|--|--|--|--|--|
| Section Times          | 1:03.45 [7]<br>(0:15.01) | 0:48.44 [5]<br>(0:10.88) | 0:37.56 [5]<br>(0:11.62) | 0:25.94 [6]<br>(0:12.32) | 0:13.62 [6]<br>(0:13.62) |  |  |  |  |  |  |  |  |  |  |
| Average Speed [km/h]   | 48.5                     | 66.7                     | 62.8                     | 58.8                     | 52.8                     |  |  |  |  |  |  |  |  |  |  |
| Top Speed [km/h]       | 66.8                     | 68.0                     | 65.9                     | 61.3                     | 56.5                     |  |  |  |  |  |  |  |  |  |  |
| Avg. Dist. to Rail [m] | 6.5                      | 2.4                      | 2.5                      | 2.2                      | 1.6                      |  |  |  |  |  |  |  |  |  |  |
| Avg. Stride Freq. [Hz] | 2.4                      | 2.6                      | 2.4                      | 2.3                      | 2.2                      |  |  |  |  |  |  |  |  |  |  |
| Avg. Stride Length [m] | 5.4                      | 6.8                      | 7.0                      | 7.0                      | 6.7                      |  |  |  |  |  |  |  |  |  |  |







# Toowoomba Professional

## Race 2: NEIL MANSELL CONCRETE Class 1 Handicap - 1100m

06 December 2025 - 18:00



Track Rating: Good 4, Weather: Fine, Rail Position: 4 metres Entire Course.

| Section     |     |                     |         |                     | Overall              |              | 1000m                | 800m                 | 600m                 | 400m                 | 200m                 | Last 600m |         |                           |  |
|-------------|-----|---------------------|---------|---------------------|----------------------|--------------|----------------------|----------------------|----------------------|----------------------|----------------------|-----------|---------|---------------------------|--|
| Field Times |     |                     |         |                     | 1:06.12<br>(0:08.71) |              | 0:57.41<br>(0:10.82) | 0:46.59<br>(0:11.15) | 0:35.44<br>(0:11.98) | 0:23.46<br>(0:11.44) | 0:12.02<br>(0:12.02) | 0:35.44   |         |                           |  |
| Rank        | TAB | Horse/Jockey        | Barrier | Top Speed<br>[km/h] | Fastest<br>Section   |              |                      |                      |                      |                      |                      |           | Margin  | Distance<br>Travelled [m] |  |
| 1           | 6   | VIALE               | 4       | 68.0                | 0:08.71              | 1:06.12 [1]  | 0:57.41 [1]          | 0:46.45 [2]          | 0:35.33 [2]          | 0:23.46 [1]          | 0:12.02 [1]          | 1:06.12   | 0:35.33 |                           |  |
|             |     | Chelsea Baker       |         | 1000m               | Overall              | (0:08.71)    | (0:10.96)            | (0:11.12)            | (0:11.87)            | (0:11.44)            | (0:12.02)            |           |         |                           |  |
| 2           | 4   | BLUISH HUE          | 1       | 67.3                | 0:09.06              | 1:06.43 [2]  | 0:57.37 [8]          | 0:46.45 [4]          | 0:35.27 [3]          | 0:23.39 [3]          | 0:11.80 [3]          | 1.84L     | 0:35.27 | -5                        |  |
|             |     | Georgina Cartwright |         | 1000m               | Overall              | (0:09.06)    | (0:10.92)            | (0:11.18)            | (0:11.88)            | (0:11.59)            | (0:11.80)            |           |         |                           |  |
| 3           | 13  | TOUTE SWEET         | 3       | 65.5                | 0:08.99              | 1:06.86 [3]  | 0:57.87 [5]          | 0:46.50 [8]          | 0:35.25 [8]          | 0:23.52 [6]          | 0:12.02 [4]          | 4.33L     | 0:35.25 | -8                        |  |
|             |     | Fiona Sandkuhl      |         | 1000m               | Overall              | (0:08.99)    | (0:11.37)            | (0:11.25)            | (0:11.73)            | (0:11.50)            | (0:12.02)            |           |         |                           |  |
| 4           | 1   | DARTH INVADER       | 9       | 69.3                | 0:08.80              | 1:06.87 [4]  | 0:58.07 [2]          | 0:47.34 [1]          | 0:36.19 [1]          | 0:24.14 [2]          | 0:12.31 [2]          | 4.43L     | 0:36.19 | -5                        |  |
|             |     | Jasper Franklin     |         | 1000m               | Overall              | (0:08.80)    | (0:10.73)            | (0:11.15)            | (0:12.05)            | (0:11.83)            | (0:12.31)            |           |         |                           |  |
| 5           | 8   | MISS DE MEDICI      | 8       | 66.9                | 0:08.84              | 1:07.18 [5]  | 0:58.34 [3]          | 0:47.26 [3]          | 0:35.94 [4]          | 0:23.91 [5]          | 0:12.10 [6]          | 6.22L     | 0:35.94 | -6                        |  |
|             |     | Chloe Lowe          |         | 1000m               | Overall              | (0:08.84)    | (0:11.08)            | (0:11.32)            | (0:12.03)            | (0:11.81)            | (0:12.10)            |           |         |                           |  |
| 6           | 2   | WARILLA GORILLA     | 5       | 66.5                | 0:09.12              | 1:07.21 [6]  | 0:58.09 [9]          | 0:46.79 [10]         | 0:35.44 [9]          | 0:23.52 [10]         | 0:11.91 [9]          | 6.37L     | 0:35.44 | -4                        |  |
|             |     | Kelsey Lenton       |         | 800m                | Overall              | (0:09.12)    | (0:11.30)            | (0:11.35)            | (0:11.92)            | (0:11.61)            | (0:11.91)            |           |         |                           |  |
| 7           | 3   | HEROIC BEACH        | 10      | 68.3                | 0:09.59              | 1:07.50 [7]  | 0:57.91 [11]         | 0:47.08 [9]          | 0:36.15 [6]          | 0:23.92 [9]          | 0:12.24 [8]          | 8.1L      | 0:36.15 | -2                        |  |
|             |     | Hannah Richardson   |         | 800m                | Overall              | (0:09.59)    | (0:10.83)            | (0:10.93)            | (0:12.23)            | (0:11.68)            | (0:12.24)            |           |         |                           |  |
| 8           | 11  | MAY                 | 2       | 66.4                | 0:09.02              | 1:07.56 [8]  | 0:58.54 [6]          | 0:47.38 [6]          | 0:36.06 [7]          | 0:24.07 [8]          | 0:12.26 [10]         | 8.47L     | 0:36.06 | -6                        |  |
|             |     | Jade Metcalfe       |         | 1000m               | Overall              | (0:09.02)    | (0:11.16)            | (0:11.32)            | (0:11.99)            | (0:11.81)            | (0:12.26)            |           |         |                           |  |
| 9           | 9   | WANTSOMEMOREOFIT    | 6       | 66.9                | 0:08.90              | 1:07.80 [9]  | 0:58.90 [4]          | 0:47.76 [5]          | 0:36.52 [5]          | 0:24.74 [4]          | 0:12.77 [5]          | 9.86L     | 0:36.52 | -12                       |  |
|             |     | Kenji Yoshida       |         | 800m                | Overall              | (0:08.90)    | (0:11.14)            | (0:11.24)            | (0:11.78)            | (0:11.97)            | (0:12.77)            |           |         |                           |  |
| 10          | 10  | REIGN OF POWER      | 7       | 66.7                | 0:09.45              | 1:07.90 [10] | 0:58.45 [10]         | 0:47.34 [11]         | 0:36.06 [11]         | 0:24.41 [7]          | 0:12.68 [7]          | 10.48L    | 0:36.06 | -13                       |  |
|             |     | Brooke Stower       |         | 1000m               | Overall              | (0:09.45)    | (0:11.11)            | (0:11.28)            | (0:11.65)            | (0:11.73)            | (0:12.68)            |           |         |                           |  |

Scratched: Starlacca (#14), Kool Bruce (#12), Duchess Bree (#15), Casino Cat (#16), Writty (#7)

Report Created: Sat 6 December 2025 18:24 GMT+ (Note: Timing is based on position data)

Page 1/13

[ ] Ranking at each section and finish  
-:-:- No data available at this section  
NA No data available

SCN Saddle cloth number  
DNF Did not finish  
DNT Did not track

data processed by  TRIPLESDATA



# Toowoomba Professional

## Race 2: NEIL MANSELL CONCRETE Class 1 Handicap - 1100m

06 December 2025 - 18:00



Track Rating: Good 4, Weather: Fine, Rail Position: 4 metres Entire Course.

| Section     |     |               |         |                     | Overall              | 1000m                | 800m                 | 600m                 | 400m                 | 200m                 | Last 600m    |                           |         |    |
|-------------|-----|---------------|---------|---------------------|----------------------|----------------------|----------------------|----------------------|----------------------|----------------------|--------------|---------------------------|---------|----|
| Field Times |     |               |         |                     | 1:06.12<br>(0:08.71) | 0:57.41<br>(0:10.82) | 0:46.59<br>(0:11.15) | 0:35.44<br>(0:11.98) | 0:23.46<br>(0:11.44) | 0:12.02<br>(0:12.02) | 0:35.44      |                           |         |    |
| Rank        | TAB | Horse/Jockey  | Barrier | Top Speed<br>[km/h] | Fastest<br>Section   |                      |                      |                      |                      |                      | Margin       | Distance<br>Travelled [m] |         |    |
| 11          | 5   | EINSTAG       | 12      | 66.3                | 0:09.05              | 1:08.06 [11]         | 0:59.01 [7]          | 0:47.74 [7]          | 0:36.28 [10]         | 0:24.24 [11]         | 0:12.42 [11] | 11.42L                    | 0:36.28 | +1 |
|             |     | Olivia Kendal |         | 800m                | Overall              | (0:09.05)            | (0:11.27)            | (0:11.46)            | (0:12.04)            | (0:11.82)            | (0:12.42)    |                           |         |    |

Scratched: Starlacca (#14), Kool Bruce (#12), Duchess Bree (#15), Casino Cat (#16), Writty (#7)



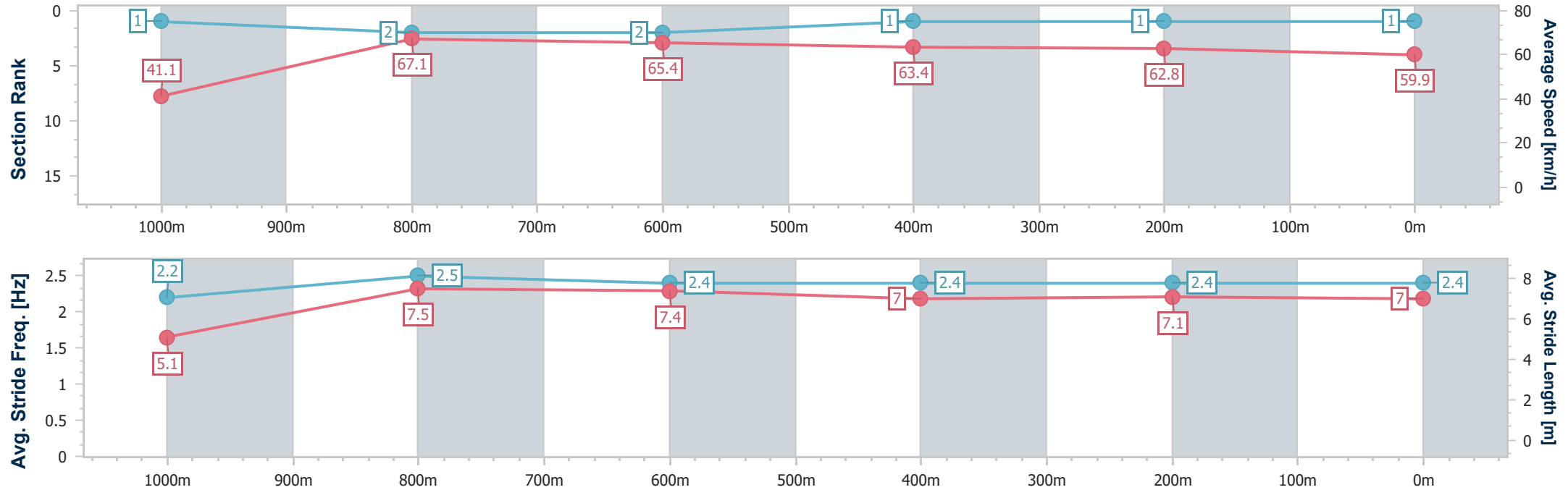
|                                |                   |
|--------------------------------|-------------------|
| Horse/Jockey Name              | Viale             |
| Final Rank                     | 1                 |
| Fastest Section Time (Section) | 0:08.71 (Overall) |
| Top Speed [km/h] (Section)     | 68.0 (1000m)      |
| Race State                     | Finished          |



ToowoombaProfessional  
Race 2: NEIL MANSELL CONCRETE Class 1 Handicap - 1100m  
06 December 2025 - 18:00  
Track Rating: Good 4, Weather: Fine, Rail Position: 4 metres Entire Course.



| Section                | Overall                  | 1000m                    | 800m                     | 600m                     | 400m                     | 200m                     |  |  |  |  |  |  |  |
|------------------------|--------------------------|--------------------------|--------------------------|--------------------------|--------------------------|--------------------------|--|--|--|--|--|--|--|
| Section Times          | 1:06.12 [1]<br>(0:08.71) | 0:57.41 [1]<br>(0:10.96) | 0:46.45 [2]<br>(0:11.12) | 0:35.33 [2]<br>(0:11.87) | 0:23.46 [1]<br>(0:11.44) | 0:12.02 [1]<br>(0:12.02) |  |  |  |  |  |  |  |
| Average Speed [km/h]   | 41.1                     | 67.1                     | 65.4                     | 63.4                     | 62.8                     | 59.9                     |  |  |  |  |  |  |  |
| Top Speed [km/h]       | 65.7                     | 68.0                     | 66.7                     | 65.7                     | 63.5                     | 62.5                     |  |  |  |  |  |  |  |
| Avg. Dist. to Rail [m] | 8.9                      | 5.3                      | 4.6                      | 8.2                      | 1.9                      | 2.6                      |  |  |  |  |  |  |  |
| Avg. Stride Freq. [Hz] | 2.2                      | 2.5                      | 2.4                      | 2.4                      | 2.4                      | 2.4                      |  |  |  |  |  |  |  |
| Avg. Stride Length [m] | 5.1                      | 7.5                      | 7.4                      | 7.0                      | 7.1                      | 7.0                      |  |  |  |  |  |  |  |





|                                |                   |
|--------------------------------|-------------------|
| Horse/Jockey Name              | Bluish Hue        |
| Final Rank                     | 2                 |
| Fastest Section Time (Section) | 0:09.06 (Overall) |
| Top Speed [km/h] (Section)     | 67.3 (1000m)      |
| Race State                     | Finished          |



ToowoombaProfessional

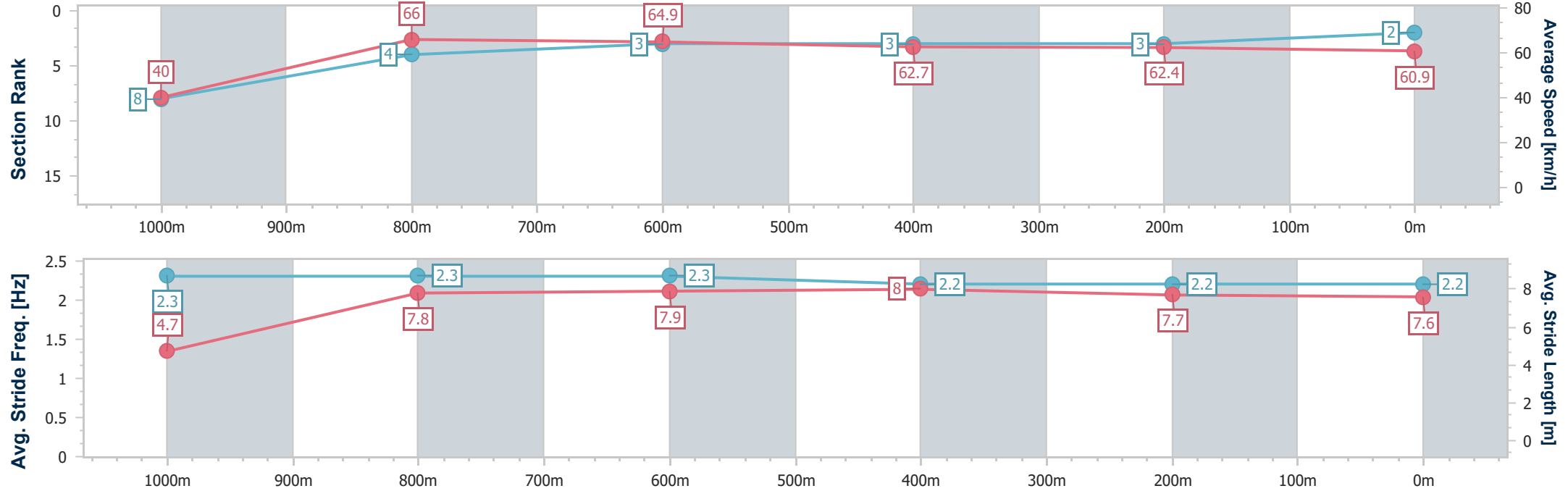
Race 2: NEIL MANSELL CONCRETE Class 1 Handicap - 1100m

06 December 2025 - 18:00

Track Rating: Good 4, Weather: Fine, Rail Position: 4 metres Entire Course.



| Section                | Overall                  | 1000m                    | 800m                     | 600m                     | 400m                     | 200m                     |  |  |  |  |  |  |  |
|------------------------|--------------------------|--------------------------|--------------------------|--------------------------|--------------------------|--------------------------|--|--|--|--|--|--|--|
| Section Times          | 1:06.43 [2]<br>(0:09.06) | 0:57.37 [8]<br>(0:10.92) | 0:46.45 [4]<br>(0:11.18) | 0:35.27 [3]<br>(0:11.88) | 0:23.39 [3]<br>(0:11.59) | 0:11.80 [3]<br>(0:11.80) |  |  |  |  |  |  |  |
| Average Speed [km/h]   | 40.0                     | 66.0                     | 64.9                     | 62.7                     | 62.4                     | 60.9                     |  |  |  |  |  |  |  |
| Top Speed [km/h]       | 65.5                     | 67.3                     | 65.9                     | 64.7                     | 63.4                     | 62.1                     |  |  |  |  |  |  |  |
| Avg. Dist. to Rail [m] | 6.1                      | 2.0                      | 3.0                      | 6.0                      | 1.4                      | 2.3                      |  |  |  |  |  |  |  |
| Avg. Stride Freq. [Hz] | 2.3                      | 2.3                      | 2.3                      | 2.2                      | 2.2                      | 2.2                      |  |  |  |  |  |  |  |
| Avg. Stride Length [m] | 4.7                      | 7.8                      | 7.9                      | 8.0                      | 7.7                      | 7.6                      |  |  |  |  |  |  |  |





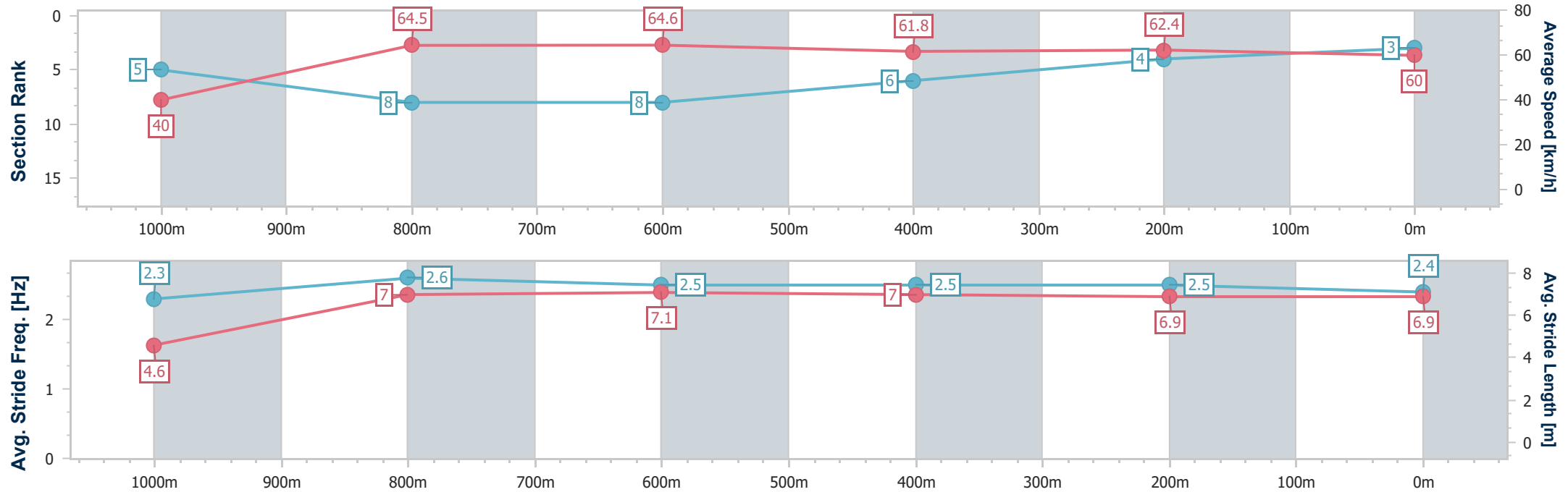
|                                |                   |
|--------------------------------|-------------------|
| Horse/Jockey Name              | Toute Sweet       |
| Final Rank                     | 3                 |
| Fastest Section Time (Section) | 0:08.99 (Overall) |
| Top Speed [km/h] (Section)     | 65.5 (1000m)      |
| Race State                     | Finished          |



ToowoombaProfessional  
Race 2: NEIL MANSELL CONCRETE Class 1 Handicap - 1100m  
06 December 2025 - 18:00  
Track Rating: Good 4, Weather: Fine, Rail Position: 4 metres Entire Course.



| Section                | Overall                  | 1000m                    | 800m                     | 600m                     | 400m                     | 200m                     |  |  |  |  |  |  |  |
|------------------------|--------------------------|--------------------------|--------------------------|--------------------------|--------------------------|--------------------------|--|--|--|--|--|--|--|
| Section Times          | 1:06.86 [3]<br>(0:08.99) | 0:57.87 [5]<br>(0:11.37) | 0:46.50 [8]<br>(0:11.25) | 0:35.25 [8]<br>(0:11.73) | 0:23.52 [6]<br>(0:11.50) | 0:12.02 [4]<br>(0:12.02) |  |  |  |  |  |  |  |
| Average Speed [km/h]   | 40.0                     | 64.5                     | 64.6                     | 61.8                     | 62.4                     | 60.0                     |  |  |  |  |  |  |  |
| Top Speed [km/h]       | 63.4                     | 65.5                     | 65.2                     | 63.5                     | 63.5                     | 62.2                     |  |  |  |  |  |  |  |
| Avg. Dist. to Rail [m] | 7.9                      | 5.5                      | 2.2                      | 1.7                      | 1.3                      | 1.8                      |  |  |  |  |  |  |  |
| Avg. Stride Freq. [Hz] | 2.3                      | 2.6                      | 2.5                      | 2.5                      | 2.5                      | 2.4                      |  |  |  |  |  |  |  |
| Avg. Stride Length [m] | 4.6                      | 7.0                      | 7.1                      | 7.0                      | 6.9                      | 6.9                      |  |  |  |  |  |  |  |





|                                |                   |
|--------------------------------|-------------------|
| Horse/Jockey Name              | Darth Invader     |
| Final Rank                     | 4                 |
| Fastest Section Time (Section) | 0:08.80 (Overall) |
| Top Speed [km/h] (Section)     | 69.3 (1000m)      |
| Race State                     | Finished          |



ToowoombaProfessional

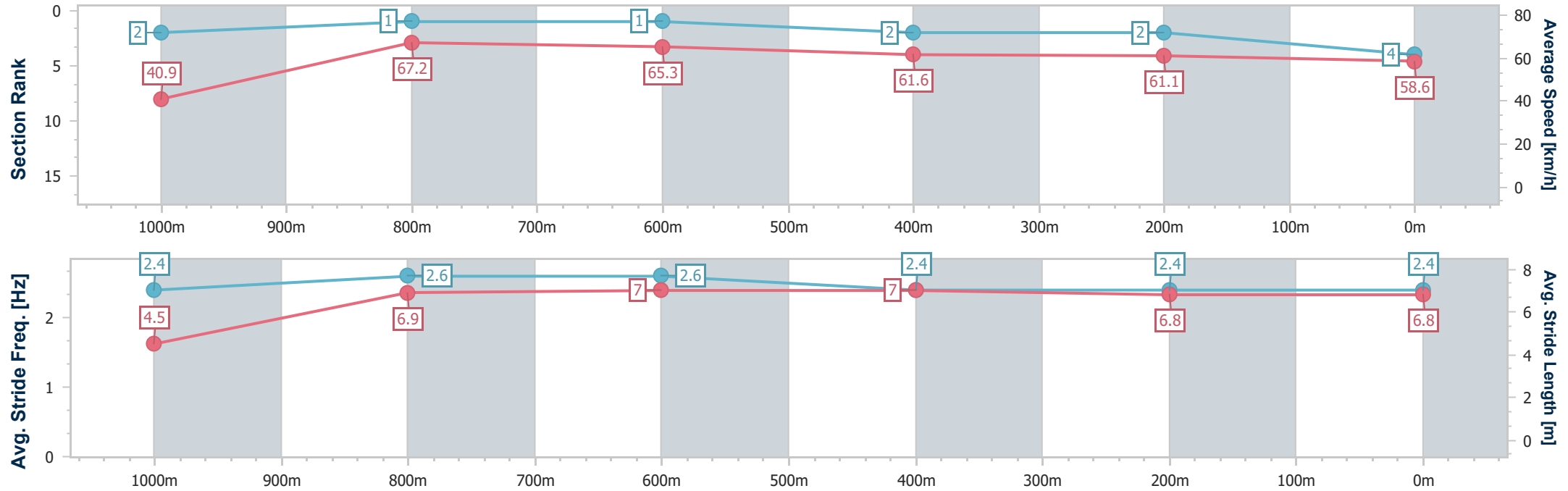
Race 2: NEIL MANSELL CONCRETE Class 1 Handicap - 1100m

06 December 2025 - 18:00

Track Rating: Good 4, Weather: Fine, Rail Position: 4 metres Entire Course.



| Section                | Overall                  | 1000m                    | 800m                     | 600m                     | 400m                     | 200m                     |  |  |  |  |  |  |  |
|------------------------|--------------------------|--------------------------|--------------------------|--------------------------|--------------------------|--------------------------|--|--|--|--|--|--|--|
| Section Times          | 1:06.87 [4]<br>(0:08.80) | 0:58.07 [2]<br>(0:10.73) | 0:47.34 [1]<br>(0:11.15) | 0:36.19 [1]<br>(0:12.05) | 0:24.14 [2]<br>(0:11.83) | 0:12.31 [2]<br>(0:12.31) |  |  |  |  |  |  |  |
| Average Speed [km/h]   | 40.9                     | 67.2                     | 65.3                     | 61.6                     | 61.1                     | 58.6                     |  |  |  |  |  |  |  |
| Top Speed [km/h]       | 65.5                     | 69.3                     | 68.6                     | 63.1                     | 62.7                     | 61.4                     |  |  |  |  |  |  |  |
| Avg. Dist. to Rail [m] | 6.5                      | 1.0                      | 4.3                      | 5.2                      | 1.5                      | 0.9                      |  |  |  |  |  |  |  |
| Avg. Stride Freq. [Hz] | 2.4                      | 2.6                      | 2.6                      | 2.4                      | 2.4                      | 2.4                      |  |  |  |  |  |  |  |
| Avg. Stride Length [m] | 4.5                      | 6.9                      | 7.0                      | 7.0                      | 6.8                      | 6.8                      |  |  |  |  |  |  |  |



- [ ] Ranking at each section and finish
- .-.- No data available at this section
- NA No data available



|                                |                   |
|--------------------------------|-------------------|
| Horse/Jockey Name              | Miss De Medici    |
| Final Rank                     | 5                 |
| Fastest Section Time (Section) | 0:08.84 (Overall) |
| Top Speed [km/h] (Section)     | 66.9 (1000m)      |
| Race State                     | Finished          |



ToowoombaProfessional

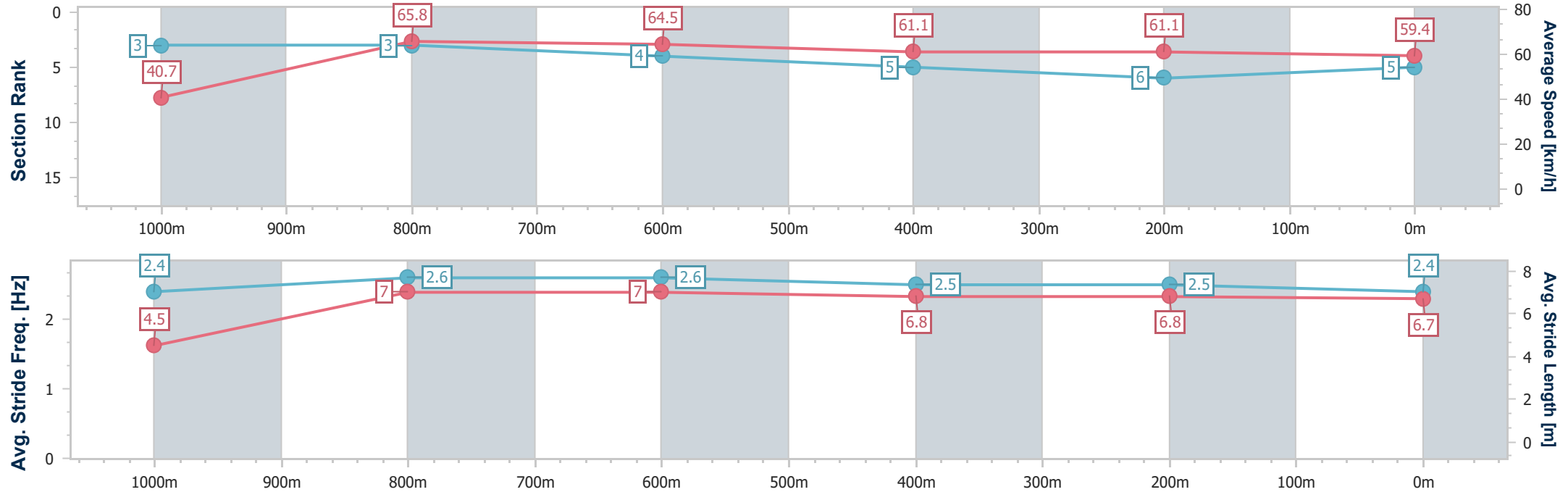
Race 2: NEIL MANSELL CONCRETE Class 1 Handicap - 1100m

06 December 2025 - 18:00

Track Rating: Good 4, Weather: Fine, Rail Position: 4 metres Entire Course.



| Section                | Overall                  | 1000m                    | 800m                     | 600m                     | 400m                     | 200m                     |  |  |  |  |  |  |  |
|------------------------|--------------------------|--------------------------|--------------------------|--------------------------|--------------------------|--------------------------|--|--|--|--|--|--|--|
| Section Times          | 1:07.18 [5]<br>(0:08.84) | 0:58.34 [3]<br>(0:11.08) | 0:47.26 [3]<br>(0:11.32) | 0:35.94 [4]<br>(0:12.03) | 0:23.91 [5]<br>(0:11.81) | 0:12.10 [6]<br>(0:12.10) |  |  |  |  |  |  |  |
| Average Speed [km/h]   | 40.7                     | 65.8                     | 64.5                     | 61.1                     | 61.1                     | 59.4                     |  |  |  |  |  |  |  |
| Top Speed [km/h]       | 65.3                     | 66.9                     | 66.3                     | 61.9                     | 61.9                     | 61.0                     |  |  |  |  |  |  |  |
| Avg. Dist. to Rail [m] | 7.4                      | 3.3                      | 3.7                      | 3.8                      | 1.2                      | 1.2                      |  |  |  |  |  |  |  |
| Avg. Stride Freq. [Hz] | 2.4                      | 2.6                      | 2.6                      | 2.5                      | 2.5                      | 2.4                      |  |  |  |  |  |  |  |
| Avg. Stride Length [m] | 4.5                      | 7.0                      | 7.0                      | 6.8                      | 6.8                      | 6.7                      |  |  |  |  |  |  |  |





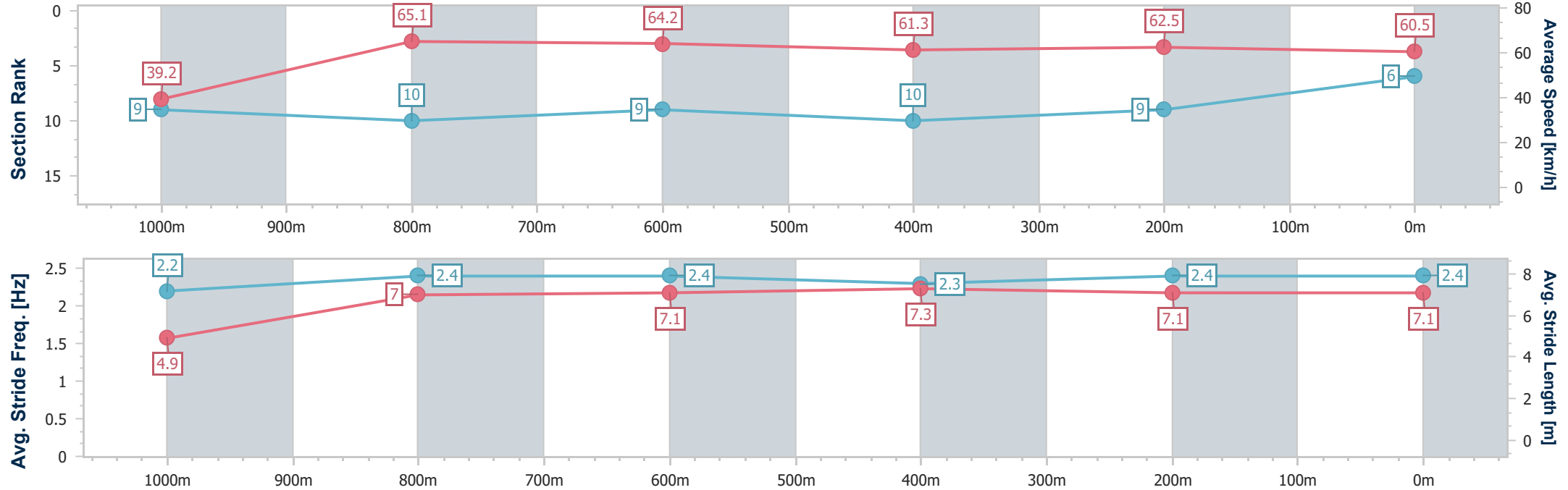
|                                |                   |
|--------------------------------|-------------------|
| Horse/Jockey Name              | Warilla Gorilla   |
| Final Rank                     | 6                 |
| Fastest Section Time (Section) | 0:09.12 (Overall) |
| Top Speed [km/h] (Section)     | 66.5 (800m)       |
| Race State                     | Finished          |



ToowoombaProfessional  
Race 2: NEIL MANSELL CONCRETE Class 1 Handicap - 1100m  
06 December 2025 - 18:00  
Track Rating: Good 4, Weather: Fine, Rail Position: 4 metres Entire Course.



| Section                | Overall                  | 1000m                    | 800m                      | 600m                     | 400m                      | 200m                     |  |  |  |  |  |  |  |
|------------------------|--------------------------|--------------------------|---------------------------|--------------------------|---------------------------|--------------------------|--|--|--|--|--|--|--|
| Section Times          | 1:07.21 [6]<br>(0:09.12) | 0:58.09 [9]<br>(0:11.30) | 0:46.79 [10]<br>(0:11.35) | 0:35.44 [9]<br>(0:11.92) | 0:23.52 [10]<br>(0:11.61) | 0:11.91 [9]<br>(0:11.91) |  |  |  |  |  |  |  |
| Average Speed [km/h]   | 39.2                     | 65.1                     | 64.2                      | 61.3                     | 62.5                      | 60.5                     |  |  |  |  |  |  |  |
| Top Speed [km/h]       | 64.0                     | 66.1                     | 66.5                      | 63.0                     | 64.3                      | 61.6                     |  |  |  |  |  |  |  |
| Avg. Dist. to Rail [m] | 9.0                      | 5.8                      | 4.1                       | 3.1                      | 3.0                       | 5.8                      |  |  |  |  |  |  |  |
| Avg. Stride Freq. [Hz] | 2.2                      | 2.4                      | 2.4                       | 2.3                      | 2.4                       | 2.4                      |  |  |  |  |  |  |  |
| Avg. Stride Length [m] | 4.9                      | 7.0                      | 7.1                       | 7.3                      | 7.1                       | 7.1                      |  |  |  |  |  |  |  |







|                                |                   |
|--------------------------------|-------------------|
| Horse/Jockey Name              | Heroic Beach      |
| Final Rank                     | 7                 |
| Fastest Section Time (Section) | 0:09.59 (Overall) |
| Top Speed [km/h] (Section)     | 68.3 (800m)       |
| Race State                     | Finished          |



ToowoombaProfessional

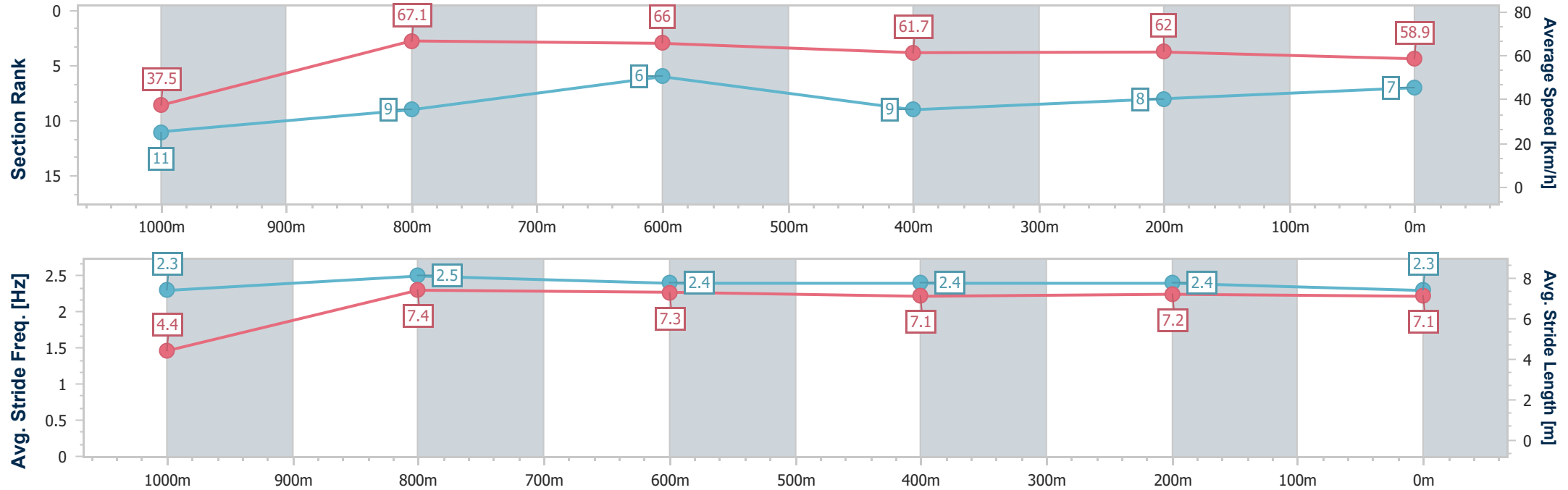
Race 2: NEIL MANSELL CONCRETE Class 1 Handicap - 1100m

06 December 2025 - 18:00

Track Rating: Good 4, Weather: Fine, Rail Position: 4 metres Entire Course.



| Section                | Overall                  | 1000m                     | 800m                     | 600m                     | 400m                     | 200m                     |  |  |  |  |  |  |  |
|------------------------|--------------------------|---------------------------|--------------------------|--------------------------|--------------------------|--------------------------|--|--|--|--|--|--|--|
| Section Times          | 1:07.50 [7]<br>(0:09.59) | 0:57.91 [11]<br>(0:10.83) | 0:47.08 [9]<br>(0:10.93) | 0:36.15 [6]<br>(0:12.23) | 0:23.92 [9]<br>(0:11.68) | 0:12.24 [8]<br>(0:12.24) |  |  |  |  |  |  |  |
| Average Speed [km/h]   | 37.5                     | 67.1                      | 66.0                     | 61.7                     | 62.0                     | 58.9                     |  |  |  |  |  |  |  |
| Top Speed [km/h]       | 66.6                     | 68.0                      | 68.3                     | 65.3                     | 62.7                     | 61.0                     |  |  |  |  |  |  |  |
| Avg. Dist. to Rail [m] | 12.8                     | 3.4                       | 3.0                      | 8.8                      | 2.2                      | 1.1                      |  |  |  |  |  |  |  |
| Avg. Stride Freq. [Hz] | 2.3                      | 2.5                       | 2.4                      | 2.4                      | 2.4                      | 2.3                      |  |  |  |  |  |  |  |
| Avg. Stride Length [m] | 4.4                      | 7.4                       | 7.3                      | 7.1                      | 7.2                      | 7.1                      |  |  |  |  |  |  |  |





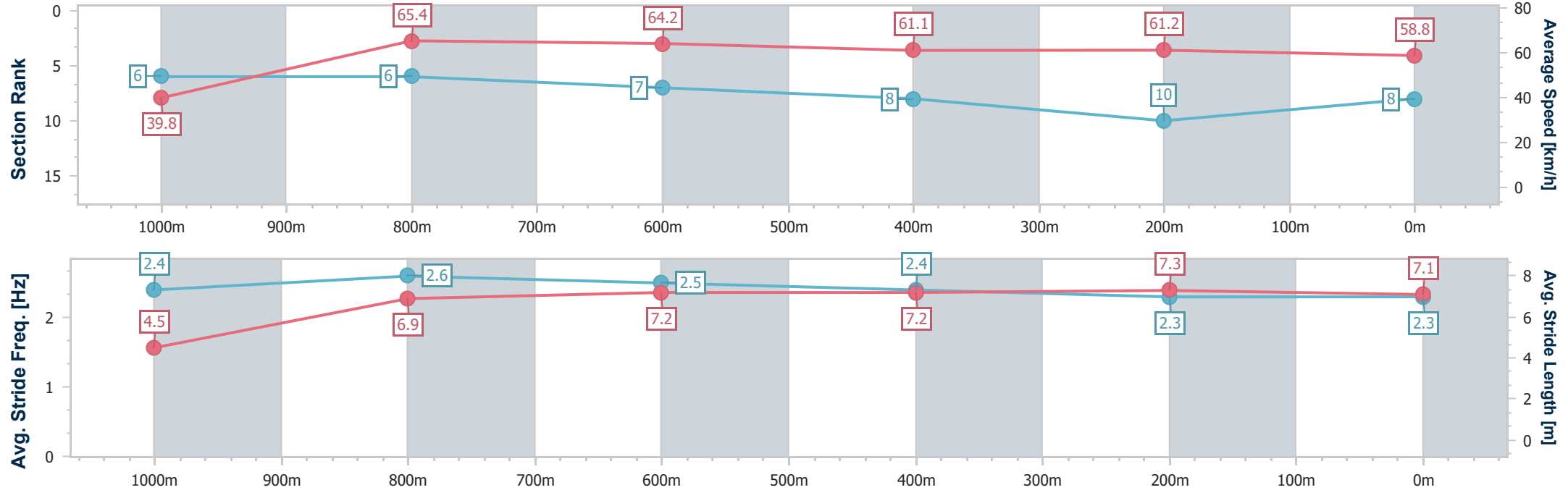
|                                |                   |
|--------------------------------|-------------------|
| Horse/Jockey Name              | May               |
| Final Rank                     | 8                 |
| Fastest Section Time (Section) | 0:09.02 (Overall) |
| Top Speed [km/h] (Section)     | 66.4 (1000m)      |
| Race State                     | Finished          |



ToowoombaProfessional  
Race 2: NEIL MANSELL CONCRETE Class 1 Handicap - 1100m  
06 December 2025 - 18:00  
Track Rating: Good 4, Weather: Fine, Rail Position: 4 metres Entire Course.



| Section                | Overall                  | 1000m                    | 800m                     | 600m                     | 400m                     | 200m                      |  |  |  |  |  |  |  |
|------------------------|--------------------------|--------------------------|--------------------------|--------------------------|--------------------------|---------------------------|--|--|--|--|--|--|--|
| Section Times          | 1:07.56 [8]<br>(0:09.02) | 0:58.54 [6]<br>(0:11.16) | 0:47.38 [6]<br>(0:11.32) | 0:36.06 [7]<br>(0:11.99) | 0:24.07 [8]<br>(0:11.81) | 0:12.26 [10]<br>(0:12.26) |  |  |  |  |  |  |  |
| Average Speed [km/h]   | 39.8                     | 65.4                     | 64.2                     | 61.1                     | 61.2                     | 58.8                      |  |  |  |  |  |  |  |
| Top Speed [km/h]       | 64.7                     | 66.4                     | 65.6                     | 64.6                     | 62.3                     | 60.0                      |  |  |  |  |  |  |  |
| Avg. Dist. to Rail [m] | 6.3                      | 3.5                      | 2.2                      | 3.8                      | 0.9                      | 0.7                       |  |  |  |  |  |  |  |
| Avg. Stride Freq. [Hz] | 2.4                      | 2.6                      | 2.5                      | 2.4                      | 2.3                      | 2.3                       |  |  |  |  |  |  |  |
| Avg. Stride Length [m] | 4.5                      | 6.9                      | 7.2                      | 7.2                      | 7.3                      | 7.1                       |  |  |  |  |  |  |  |





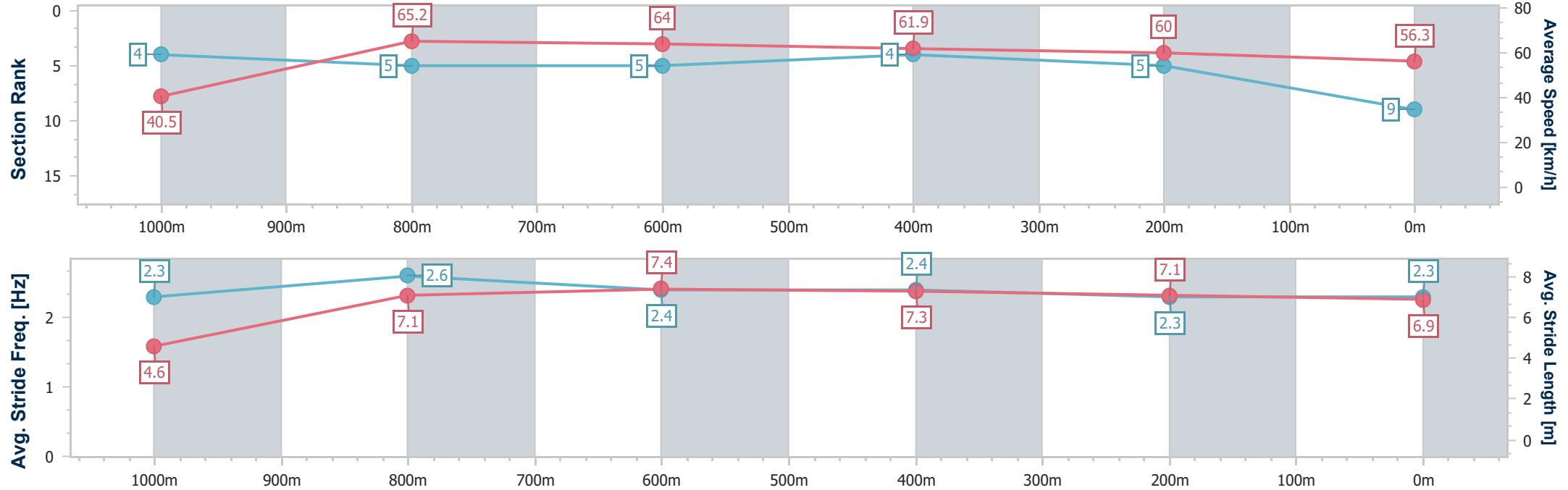
|                                |                   |
|--------------------------------|-------------------|
| Horse/Jockey Name              | Wantsomemoreofit  |
| Final Rank                     | 9                 |
| Fastest Section Time (Section) | 0:08.90 (Overall) |
| Top Speed [km/h] (Section)     | 66.9 (800m)       |
| Race State                     | Finished          |



ToowoombaProfessional  
Race 2: NEIL MANSELL CONCRETE Class 1 Handicap - 1100m  
06 December 2025 - 18:00  
Track Rating: Good 4, Weather: Fine, Rail Position: 4 metres Entire Course.



| Section                | Overall                  | 1000m                    | 800m                     | 600m                     | 400m                     | 200m                     |  |  |  |  |  |  |  |
|------------------------|--------------------------|--------------------------|--------------------------|--------------------------|--------------------------|--------------------------|--|--|--|--|--|--|--|
| Section Times          | 1:07.80 [9]<br>(0:08.90) | 0:58.90 [4]<br>(0:11.14) | 0:47.76 [5]<br>(0:11.24) | 0:36.52 [5]<br>(0:11.78) | 0:24.74 [4]<br>(0:11.97) | 0:12.77 [5]<br>(0:12.77) |  |  |  |  |  |  |  |
| Average Speed [km/h]   | 40.5                     | 65.2                     | 64.0                     | 61.9                     | 60.0                     | 56.3                     |  |  |  |  |  |  |  |
| Top Speed [km/h]       | 64.5                     | 66.7                     | 66.9                     | 63.6                     | 61.7                     | 58.5                     |  |  |  |  |  |  |  |
| Avg. Dist. to Rail [m] | 8.5                      | 2.1                      | 1.7                      | 1.9                      | 0.9                      | 0.9                      |  |  |  |  |  |  |  |
| Avg. Stride Freq. [Hz] | 2.3                      | 2.6                      | 2.4                      | 2.4                      | 2.3                      | 2.3                      |  |  |  |  |  |  |  |
| Avg. Stride Length [m] | 4.6                      | 7.1                      | 7.4                      | 7.3                      | 7.1                      | 6.9                      |  |  |  |  |  |  |  |





|                                |                   |
|--------------------------------|-------------------|
| Horse/Jockey Name              | Reign Of Power    |
| Final Rank                     | 10                |
| Fastest Section Time (Section) | 0:09.45 (Overall) |
| Top Speed [km/h] (Section)     | 66.7 (1000m)      |
| Race State                     | Finished          |



ToowoombaProfessional

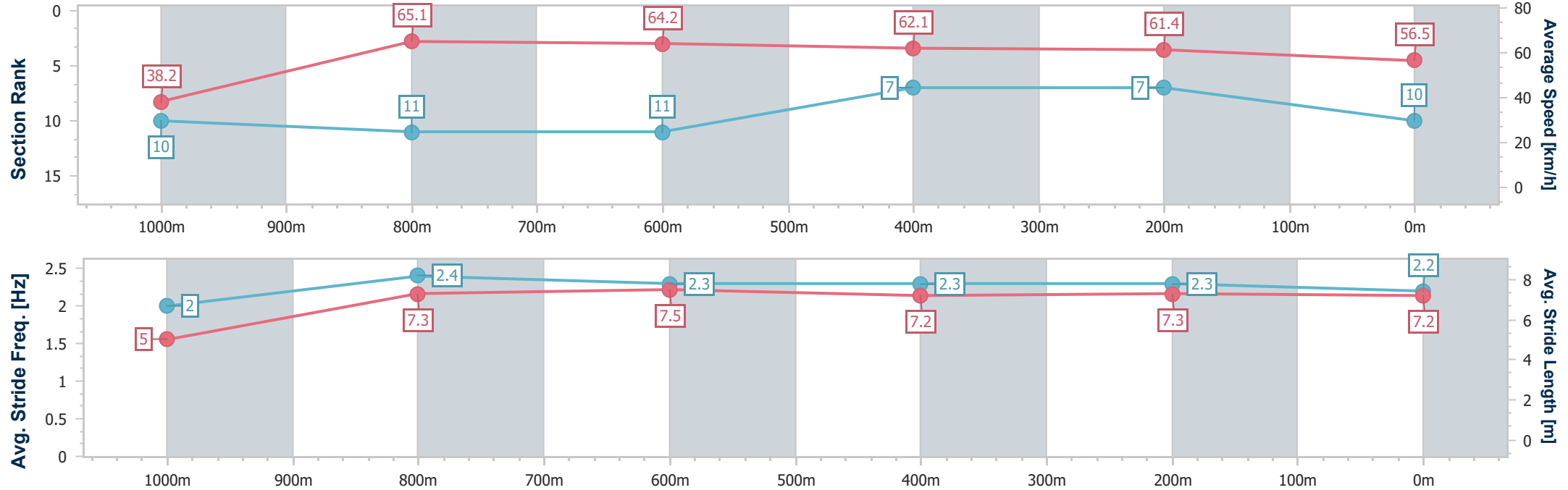
Race 2: NEIL MANSELL CONCRETE Class 1 Handicap - 1100m

06 December 2025 - 18:00

Track Rating: Good 4, Weather: Fine, Rail Position: 4 metres Entire Course.



| Section                | Overall                   | 1000m                     | 800m                      | 600m                      | 400m                     | 200m                     |  |  |  |  |  |  |  |
|------------------------|---------------------------|---------------------------|---------------------------|---------------------------|--------------------------|--------------------------|--|--|--|--|--|--|--|
| Section Times          | 1:07.90 [10]<br>(0:09.45) | 0:58.45 [10]<br>(0:11.11) | 0:47.34 [11]<br>(0:11.28) | 0:36.06 [11]<br>(0:11.65) | 0:24.41 [7]<br>(0:11.73) | 0:12.68 [7]<br>(0:12.68) |  |  |  |  |  |  |  |
| Average Speed [km/h]   | 38.2                      | 65.1                      | 64.2                      | 62.1                      | 61.4                     | 56.5                     |  |  |  |  |  |  |  |
| Top Speed [km/h]       | 62.0                      | 66.7                      | 65.4                      | 64.3                      | 62.6                     | 59.9                     |  |  |  |  |  |  |  |
| Avg. Dist. to Rail [m] | 6.8                       | 1.4                       | 2.1                       | 1.1                       | 1.0                      | 0.9                      |  |  |  |  |  |  |  |
| Avg. Stride Freq. [Hz] | 2.0                       | 2.4                       | 2.3                       | 2.3                       | 2.3                      | 2.2                      |  |  |  |  |  |  |  |
| Avg. Stride Length [m] | 5.0                       | 7.3                       | 7.5                       | 7.2                       | 7.3                      | 7.2                      |  |  |  |  |  |  |  |





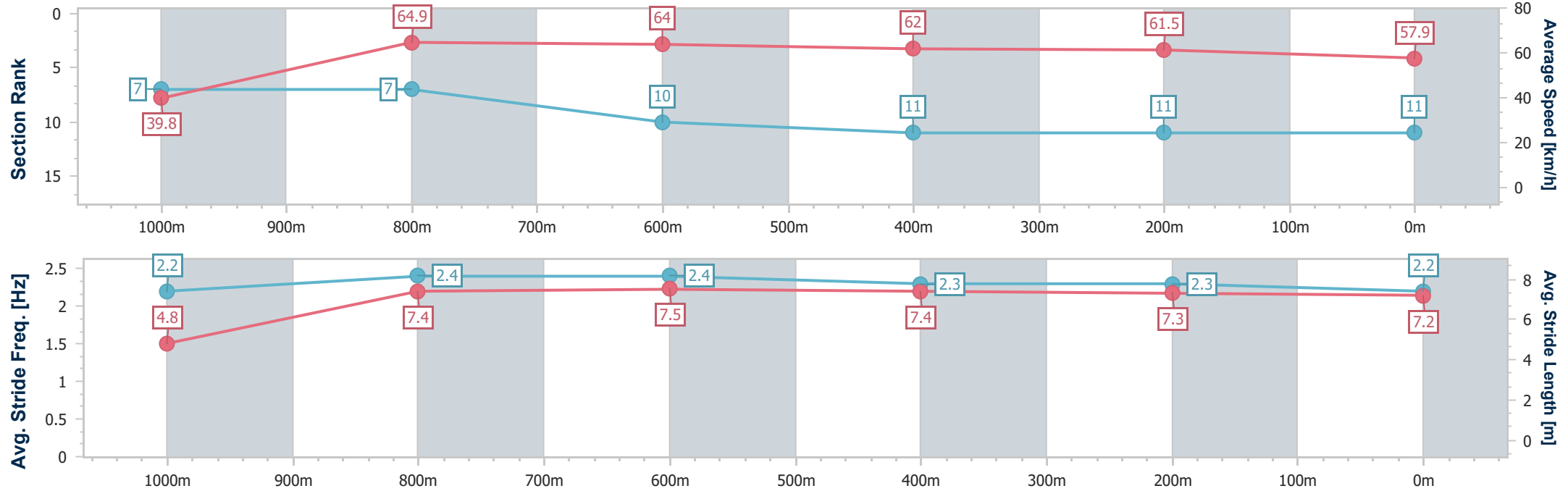
|                                |                   |
|--------------------------------|-------------------|
| Horse/Jockey Name              | Einstag           |
| Final Rank                     | 11                |
| Fastest Section Time (Section) | 0:09.05 (Overall) |
| Top Speed [km/h] (Section)     | 66.3 (800m)       |
| Race State                     | Finished          |



ToowoombaProfessional  
Race 2: NEIL MANSELL CONCRETE Class 1 Handicap - 1100m  
06 December 2025 - 18:00  
Track Rating: Good 4, Weather: Fine, Rail Position: 4 metres Entire Course.



| Section                | Overall                   | 1000m                    | 800m                     | 600m                      | 400m                      | 200m                      |  |  |  |  |  |  |  |
|------------------------|---------------------------|--------------------------|--------------------------|---------------------------|---------------------------|---------------------------|--|--|--|--|--|--|--|
| Section Times          | 1:08.06 [11]<br>(0:09.05) | 0:59.01 [7]<br>(0:11.27) | 0:47.74 [7]<br>(0:11.46) | 0:36.28 [10]<br>(0:12.04) | 0:24.24 [11]<br>(0:11.82) | 0:12.42 [11]<br>(0:12.42) |  |  |  |  |  |  |  |
| Average Speed [km/h]   | 39.8                      | 64.9                     | 64.0                     | 62.0                      | 61.5                      | 57.9                      |  |  |  |  |  |  |  |
| Top Speed [km/h]       | 63.7                      | 65.9                     | 66.3                     | 63.0                      | 63.5                      | 59.1                      |  |  |  |  |  |  |  |
| Avg. Dist. to Rail [m] | 12.2                      | 4.9                      | 5.4                      | 6.3                       | 3.6                       | 4.3                       |  |  |  |  |  |  |  |
| Avg. Stride Freq. [Hz] | 2.2                       | 2.4                      | 2.4                      | 2.3                       | 2.3                       | 2.2                       |  |  |  |  |  |  |  |
| Avg. Stride Length [m] | 4.8                       | 7.4                      | 7.5                      | 7.4                       | 7.3                       | 7.2                       |  |  |  |  |  |  |  |





# Toowoomba Professional

## Race 3: MOORE TRAILERS BENCHMARK 70 Handicap - 1300m

06 December 2025 - 18:37



Track Rating: Good 4, Weather: Fine, Rail Position: +4m Entire

| Section     |     |                     |         |                     |                    | Overall              | 1200m                | 1000m                | 800m                 | 600m                 | 400m                 | Last 600m  |  |                           |
|-------------|-----|---------------------|---------|---------------------|--------------------|----------------------|----------------------|----------------------|----------------------|----------------------|----------------------|------------|--|---------------------------|
| Field Times |     |                     |         |                     |                    | 1:18.61<br>(0:08.52) | 1:10.09<br>(0:11.11) | 0:58.98<br>(0:11.66) | 0:47.32<br>(0:11.83) | 0:35.49<br>(0:11.92) | 0:23.57<br>(0:11.78) | 0:35.49    |  |                           |
| Rank        | TAB | Horse/Jockey        | Barrier | Top Speed<br>[km/h] | Fastest<br>Section |                      |                      |                      |                      |                      |                      |            |  | Distance<br>Travelled [m] |
| 1           | 9   | GALWAY HUSSLER      | 4       | 70.5                | 0:08.95            | 1:18.61 [1]          | 1:09.66 [3]          | 0:58.98 [1]          | 0:47.32 [1]          | 0:35.49 [1]          | 0:23.57 [1]          | 0:35.49    |  |                           |
|             |     | Corey Sutherland    |         | 1200m               | Overall            | (0:08.95)            | (0:10.68)            | (0:11.66)            | (0:11.83)            | (0:11.92)            | (0:11.78)            |            |  |                           |
| 2           | 6   | THE LOUVRE          | 10      | 67.4                | 0:09.35            | 1:18.80 [2]          | 1:09.45 [8]          | 0:57.89 [9]          | 0:46.36 [9]          | 0:34.52 [9]          | 0:22.81 [9]          | 0:34.52 +0 |  |                           |
|             |     | Jade Metcalfe       |         | 1200m               | Overall            | (0:09.35)            | (0:11.56)            | (0:11.53)            | (0:11.84)            | (0:11.71)            | (0:11.40)            |            |  |                           |
| 3           | 11  | NEVER GIVE UP       | 3       | 66.6                | 0:09.01            | 1:18.84 [3]          | 1:09.83 [5]          | 0:58.77 [4]          | 0:47.14 [4]          | 0:35.30 [4]          | 0:23.56 [3]          | 0:35.30 -2 |  |                           |
|             |     | Olivia Webb         |         | 1200m               | Overall            | (0:09.01)            | (0:11.06)            | (0:11.63)            | (0:11.84)            | (0:11.74)            | (0:11.56)            |            |  |                           |
| 4           | 10  | SUPER QUICK         | 2       | 65.9                | 0:08.52            | 1:18.97 [4]          | 1:10.45 [1]          | 0:59.28 [2]          | 0:47.62 [2]          | 0:35.73 [2]          | 0:23.83 [2]          | 0:35.73 +4 |  |                           |
|             |     | Jake Molloy         |         | 1200m               | Overall            | (0:08.52)            | (0:11.17)            | (0:11.66)            | (0:11.89)            | (0:11.90)            | (0:11.69)            |            |  |                           |
| 5           | 1   | ENTERPRISE ATTACK   | 8       | 65.1                | 0:09.10            | 1:19.03 [5]          | 1:09.93 [6]          | 0:58.38 [7]          | 0:46.80 [8]          | 0:34.89 [8]          | 0:23.27 [7]          | 0:34.89 +7 |  |                           |
|             |     | Jasper Franklin     |         | 1200m               | Overall            | (0:09.10)            | (0:11.55)            | (0:11.58)            | (0:11.91)            | (0:11.62)            | (0:11.53)            |            |  |                           |
| 6           | 8   | CONNEWARRE          | 5       | 67.3                | 0:08.94            | 1:19.21 [6]          | 1:10.27 [2]          | 0:59.20 [3]          | 0:47.59 [3]          | 0:35.73 [3]          | 0:23.86 [4]          | 0:35.73 +4 |  |                           |
|             |     | Chloe Lowe          |         | 1200m               | Overall            | (0:08.94)            | (0:11.07)            | (0:11.61)            | (0:11.86)            | (0:11.87)            | (0:11.80)            |            |  |                           |
| 7           | 2   | EXPECTANT           | 9       | 66.5                | 0:09.76            | 1:19.32 [7]          | 1:09.56 [9]          | 0:58.52 [8]          | 0:47.12 [7]          | 0:35.29 [7]          | 0:23.54 [8]          | 0:35.29 +0 |  |                           |
|             |     | Georgina Cartwright |         | 1200m               | Overall            | (0:09.76)            | (0:11.04)            | (0:11.40)            | (0:11.83)            | (0:11.75)            | (0:11.77)            |            |  |                           |
| 8           | 4   | MICRO               | 7       | 66.5                | 0:09.35            | 1:19.42 [8]          | 1:10.07 [7]          | 0:58.96 [6]          | 0:47.44 [6]          | 0:35.64 [6]          | 0:23.79 [6]          | 0:35.64 -1 |  |                           |
|             |     | Paul Hamblin        |         | 1200m               | Overall            | (0:09.35)            | (0:11.11)            | (0:11.52)            | (0:11.80)            | (0:11.85)            | (0:11.74)            |            |  |                           |
| 9           | 5   | POWER PACK          | 6       | 65.7                | 0:08.97            | 1:19.52 [9]          | 1:10.55 [4]          | 0:59.14 [5]          | 0:47.61 [5]          | 0:35.80 [5]          | 0:23.91 [5]          | 0:35.80 +4 |  |                           |
|             |     | Kenji Yoshida       |         | 1200m               | Overall            | (0:08.97)            | (0:11.41)            | (0:11.53)            | (0:11.81)            | (0:11.89)            | (0:11.95)            |            |  |                           |

Did Not Finish: Thisland Is Myland (#3)

Scratched: Affinity Flyer (#7), South Sea (#17), Downey (#14), Giddy Giddy (#15), Dubious Six (#16), Jemoma Alpilage (#13), One Beat No Beat (#12)



**Toowoomba Professional**  
**Race 3: MOORE TRAILERS BENCHMARK 70 Handicap - 1300m**  
**06 December 2025 - 18:37**



Track Rating: Good 4, Weather: Fine, Rail Position: +4m Entire

| Section     |     | 200m                 |         |                     |                    |             | Last 600m |                           |    |
|-------------|-----|----------------------|---------|---------------------|--------------------|-------------|-----------|---------------------------|----|
| Field Times |     | 0:11.79<br>(0:11.79) |         |                     |                    |             | 0:35.49   |                           |    |
| Rank        | TAB | Horse/Jockey         | Barrier | Top Speed<br>[km/h] | Fastest<br>Section | Margin      |           | Distance<br>Travelled [m] |    |
| 1           | 9   | GALWAY HUSSLER       | 4       | 70.5                | 0:08.95            | 0:11.79 [1] | 1:18.61   | 0:35.49                   |    |
|             |     | Corey Sutherland     |         | 1200m               | Overall            | (0:11.79)   |           |                           |    |
| 2           | 6   | THE LOUVRE           | 10      | 67.4                | 0:09.35            | 0:11.41 [7] | 1.16L     | 0:34.52                   | +0 |
|             |     | Jade Metcalfe        |         | 1200m               | Overall            | (0:11.41)   |           |                           |    |
| 3           | 11  | NEVER GIVE UP        | 3       | 66.6                | 0:09.01            | 0:12.00 [3] | 1.35L     | 0:35.30                   | -2 |
|             |     | Olivia Webb          |         | 1200m               | Overall            | (0:12.00)   |           |                           |    |
| 4           | 10  | SUPER QUICK          | 2       | 65.9                | 0:08.52            | 0:12.14 [2] | 2.14L     | 0:35.73                   | +4 |
|             |     | Jake Molloy          |         | 1200m               | Overall            | (0:12.14)   |           |                           |    |
| 5           | 1   | ENTERPRISE ATTACK    | 8       | 65.1                | 0:09.10            | 0:11.74 [5] | 2.48L     | 0:34.89                   | +7 |
|             |     | Jasper Franklin      |         | 1200m               | Overall            | (0:11.74)   |           |                           |    |
| 6           | 8   | CONNEWARRE           | 5       | 67.3                | 0:08.94            | 0:12.06 [4] | 3.54L     | 0:35.73                   | +4 |
|             |     | Chloe Lowe           |         | 1200m               | Overall            | (0:12.06)   |           |                           |    |
| 7           | 2   | EXPECTANT            | 9       | 66.5                | 0:09.76            | 0:11.77 [8] | 4.21L     | 0:35.29                   | +0 |
|             |     | Georgina Cartwright  |         | 1200m               | Overall            | (0:11.77)   |           |                           |    |
| 8           | 4   | MICRO                | 7       | 66.5                | 0:09.35            | 0:12.05 [6] | 4.8L      | 0:35.64                   | -1 |
|             |     | Paul Hamblin         |         | 1200m               | Overall            | (0:12.05)   |           |                           |    |
| 9           | 5   | POWER PACK           | 6       | 65.7                | 0:08.97            | 0:11.96 [9] | 5.38L     | 0:35.80                   | +4 |
|             |     | Kenji Yoshida        |         | 1200m               | Overall            | (0:11.96)   |           |                           |    |

Did Not Finish: Thisland Is Myland (#3)

Scratched: Affinity Flyer (#7), South Sea (#17), Downey (#14), Giddy Giddy (#15), Dubious Six (#16), Jemoma Alpilage (#13), One Beat No Beat (#12)



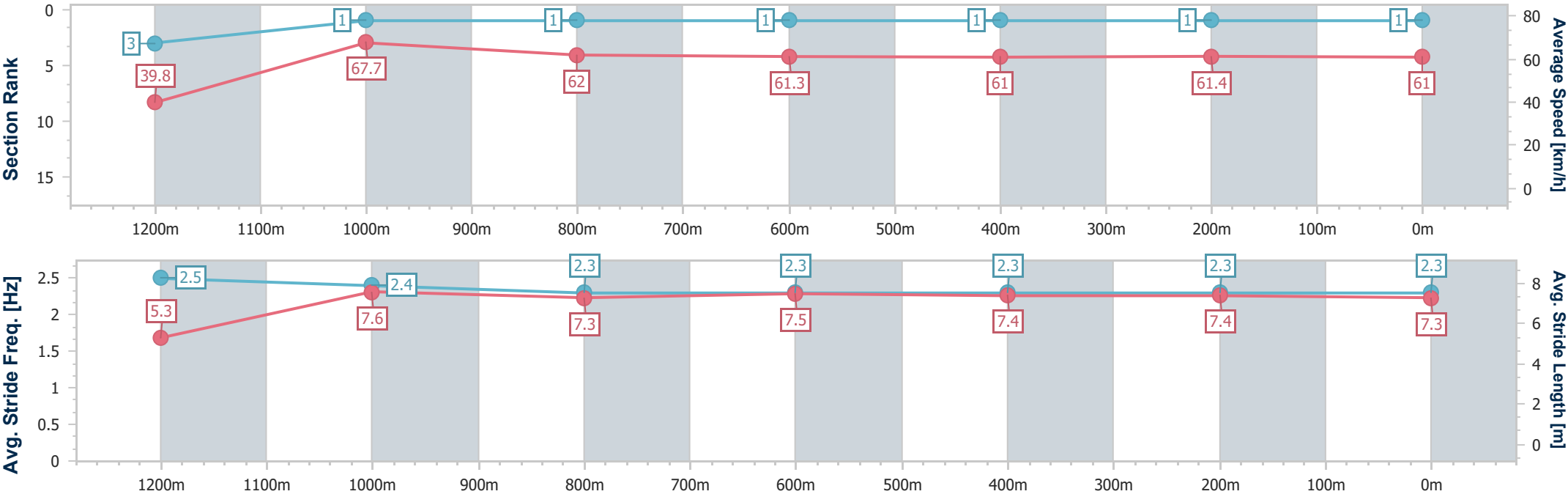
|                                |                   |
|--------------------------------|-------------------|
| Horse/Jockey Name              | Galway Hussler    |
| Final Rank                     | 1                 |
| Fastest Section Time (Section) | 0:08.95 (Overall) |
| Top Speed [km/h] (Section)     | 70.5 (1200m)      |
| Race State                     | Finished          |



ToowoombaProfessional  
Race 3: MOORE TRAILERS BENCHMARK 70 Handicap - 1300m  
06 December 2025 - 18:37  
Track Rating: Good 4, Weather: Fine, Rail Position: +4m Entire



| Section                | Overall                  | 1200m                    | 1000m                    | 800m                     | 600m                     | 400m                     | 200m                     |  |  |  |  |  |  |
|------------------------|--------------------------|--------------------------|--------------------------|--------------------------|--------------------------|--------------------------|--------------------------|--|--|--|--|--|--|
| Section Times          | 1:18.61 [1]<br>(0:08.95) | 1:09.66 [3]<br>(0:10.68) | 0:58.98 [1]<br>(0:11.66) | 0:47.32 [1]<br>(0:11.83) | 0:35.49 [1]<br>(0:11.92) | 0:23.57 [1]<br>(0:11.78) | 0:11.79 [1]<br>(0:11.79) |  |  |  |  |  |  |
| Average Speed [km/h]   | 39.8                     | 67.7                     | 62.0                     | 61.3                     | 61.0                     | 61.4                     | 61.0                     |  |  |  |  |  |  |
| Top Speed [km/h]       | 69.1                     | 70.5                     | 64.5                     | 62.9                     | 63.2                     | 62.5                     | 63.2                     |  |  |  |  |  |  |
| Avg. Dist. to Rail [m] | 5.8                      | 1.7                      | 1.5                      | 1.7                      | 2.1                      | 1.0                      | 0.3                      |  |  |  |  |  |  |
| Avg. Stride Freq. [Hz] | 2.5                      | 2.4                      | 2.3                      | 2.3                      | 2.3                      | 2.3                      | 2.3                      |  |  |  |  |  |  |
| Avg. Stride Length [m] | 5.3                      | 7.6                      | 7.3                      | 7.5                      | 7.4                      | 7.4                      | 7.3                      |  |  |  |  |  |  |







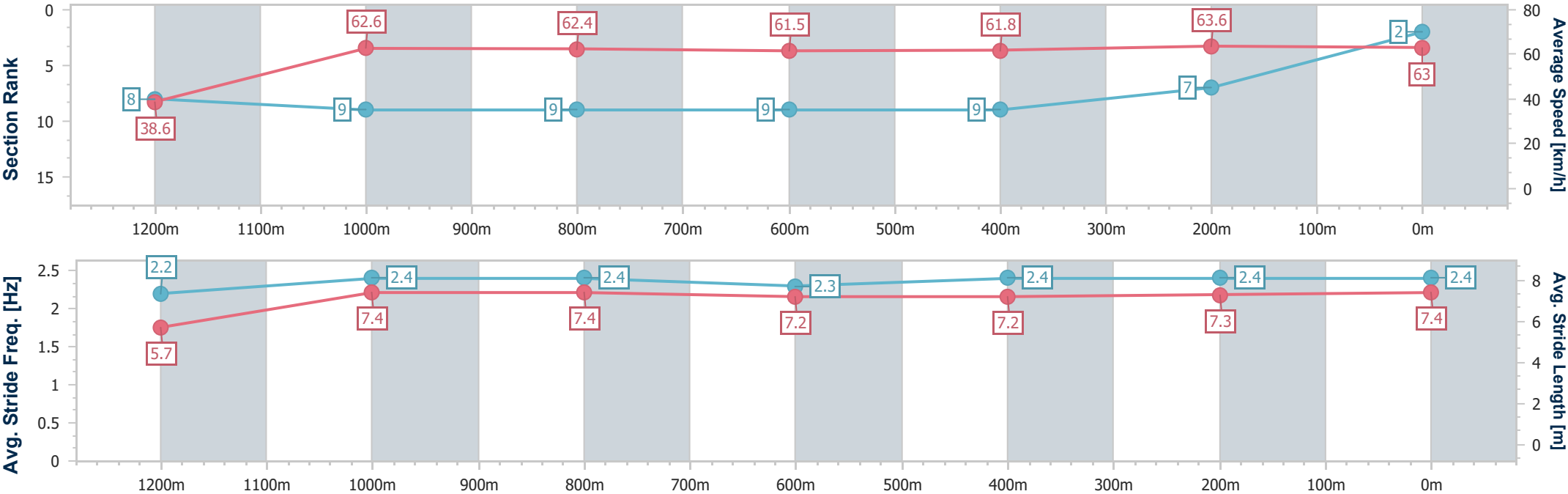
|                                |                   |
|--------------------------------|-------------------|
| Horse/Jockey Name              | The Louvre        |
| Final Rank                     | 2                 |
| Fastest Section Time (Section) | 0:09.35 (Overall) |
| Top Speed [km/h] (Section)     | 67.4 (1200m)      |
| Race State                     | Finished          |



ToowoombaProfessional  
Race 3: MOORE TRAILERS BENCHMARK 70 Handicap - 1300m  
06 December 2025 - 18:37  
Track Rating: Good 4, Weather: Fine, Rail Position: +4m Entire



| Section                | Overall                  | 1200m                    | 1000m                    | 800m                     | 600m                     | 400m                     | 200m                     |  |  |  |  |  |  |
|------------------------|--------------------------|--------------------------|--------------------------|--------------------------|--------------------------|--------------------------|--------------------------|--|--|--|--|--|--|
| Section Times          | 1:18.80 [2]<br>(0:09.35) | 1:09.45 [8]<br>(0:11.56) | 0:57.89 [9]<br>(0:11.53) | 0:46.36 [9]<br>(0:11.84) | 0:34.52 [9]<br>(0:11.71) | 0:22.81 [9]<br>(0:11.40) | 0:11.41 [7]<br>(0:11.41) |  |  |  |  |  |  |
| Average Speed [km/h]   | 38.6                     | 62.6                     | 62.4                     | 61.5                     | 61.8                     | 63.6                     | 63.0                     |  |  |  |  |  |  |
| Top Speed [km/h]       | 57.4                     | 67.4                     | 67.0                     | 63.0                     | 63.9                     | 65.4                     | 66.5                     |  |  |  |  |  |  |
| Avg. Dist. to Rail [m] | 11.1                     | 3.5                      | 0.7                      | 2.9                      | 1.3                      | 2.0                      | 2.5                      |  |  |  |  |  |  |
| Avg. Stride Freq. [Hz] | 2.2                      | 2.4                      | 2.4                      | 2.3                      | 2.4                      | 2.4                      | 2.4                      |  |  |  |  |  |  |
| Avg. Stride Length [m] | 5.7                      | 7.4                      | 7.4                      | 7.2                      | 7.2                      | 7.3                      | 7.4                      |  |  |  |  |  |  |





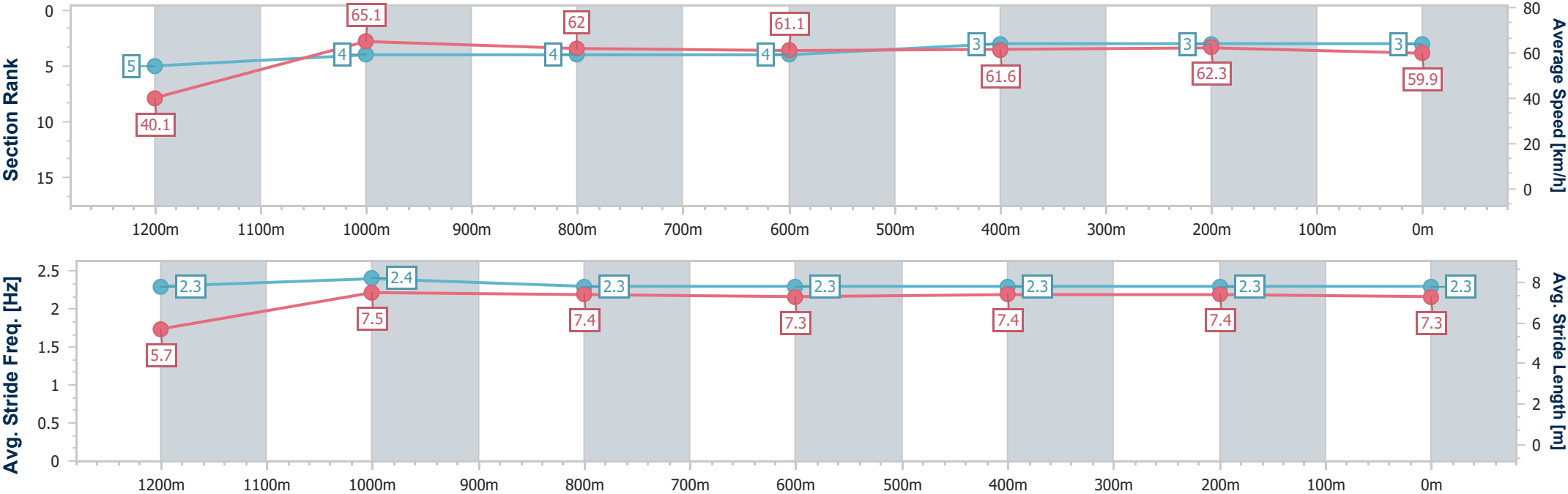
|                                |                   |
|--------------------------------|-------------------|
| Horse/Jockey Name              | Never Give Up     |
| Final Rank                     | 3                 |
| Fastest Section Time (Section) | 0:09.01 (Overall) |
| Top Speed [km/h] (Section)     | 66.6 (1200m)      |
| Race State                     | Finished          |



ToowoombaProfessional  
Race 3: MOORE TRAILERS BENCHMARK 70 Handicap - 1300m  
06 December 2025 - 18:37  
Track Rating: Good 4, Weather: Fine, Rail Position: +4m Entire



| Section                | Overall                  | 1200m                    | 1000m                    | 800m                     | 600m                     | 400m                     | 200m                     |  |  |  |  |  |  |
|------------------------|--------------------------|--------------------------|--------------------------|--------------------------|--------------------------|--------------------------|--------------------------|--|--|--|--|--|--|
| Section Times          | 1:18.84 [3]<br>(0:09.01) | 1:09.83 [5]<br>(0:11.06) | 0:58.77 [4]<br>(0:11.63) | 0:47.14 [4]<br>(0:11.84) | 0:35.30 [4]<br>(0:11.74) | 0:23.56 [3]<br>(0:11.56) | 0:12.00 [3]<br>(0:12.00) |  |  |  |  |  |  |
| Average Speed [km/h]   | 40.1                     | 65.1                     | 62.0                     | 61.1                     | 61.6                     | 62.3                     | 59.9                     |  |  |  |  |  |  |
| Top Speed [km/h]       | 61.9                     | 66.6                     | 64.9                     | 61.9                     | 63.0                     | 63.9                     | 62.4                     |  |  |  |  |  |  |
| Avg. Dist. to Rail [m] | 6.4                      | 2.4                      | 0.9                      | 1.5                      | 0.6                      | 0.7                      | 0.4                      |  |  |  |  |  |  |
| Avg. Stride Freq. [Hz] | 2.3                      | 2.4                      | 2.3                      | 2.3                      | 2.3                      | 2.3                      | 2.3                      |  |  |  |  |  |  |
| Avg. Stride Length [m] | 5.7                      | 7.5                      | 7.4                      | 7.3                      | 7.4                      | 7.4                      | 7.3                      |  |  |  |  |  |  |





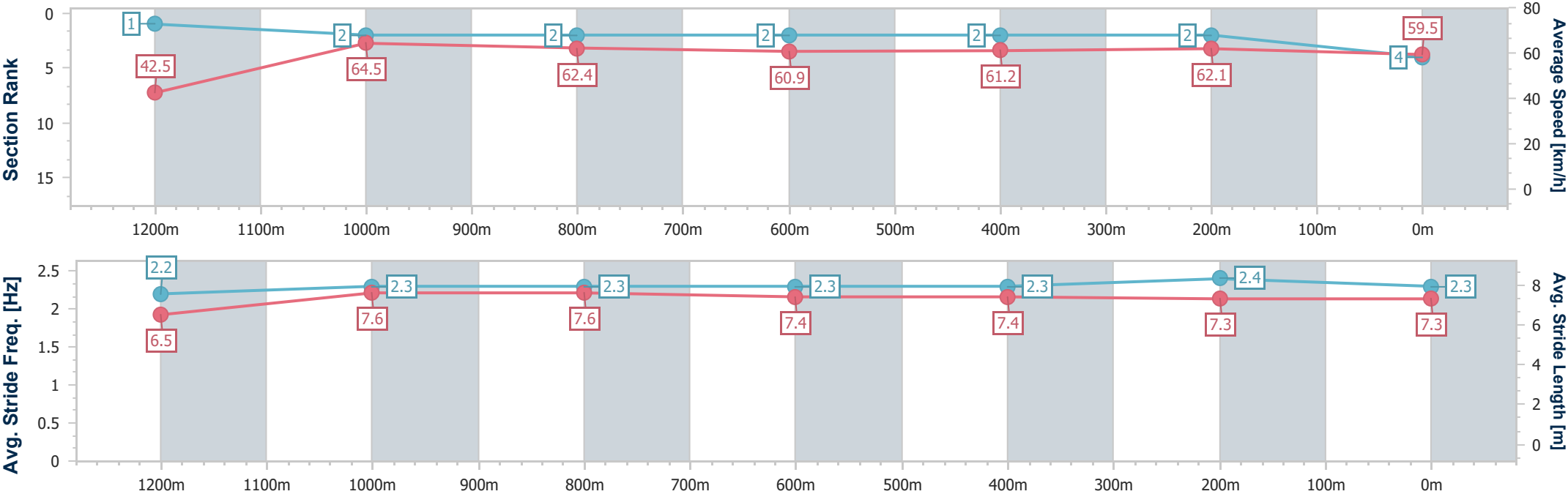
|                                |                   |
|--------------------------------|-------------------|
| Horse/Jockey Name              | Super Quick       |
| Final Rank                     | 4                 |
| Fastest Section Time (Section) | 0:08.52 (Overall) |
| Top Speed [km/h] (Section)     | 65.9 (1200m)      |
| Race State                     | Finished          |



ToowoombaProfessional  
Race 3: MOORE TRAILERS BENCHMARK 70 Handicap - 1300m  
06 December 2025 - 18:37  
Track Rating: Good 4, Weather: Fine, Rail Position: +4m Entire



| Section                | Overall                  | 1200m                    | 1000m                    | 800m                     | 600m                     | 400m                     | 200m                     |  |  |  |  |  |  |
|------------------------|--------------------------|--------------------------|--------------------------|--------------------------|--------------------------|--------------------------|--------------------------|--|--|--|--|--|--|
| Section Times          | 1:18.97 [4]<br>(0:08.52) | 1:10.45 [1]<br>(0:11.17) | 0:59.28 [2]<br>(0:11.66) | 0:47.62 [2]<br>(0:11.89) | 0:35.73 [2]<br>(0:11.90) | 0:23.83 [2]<br>(0:11.69) | 0:12.14 [2]<br>(0:12.14) |  |  |  |  |  |  |
| Average Speed [km/h]   | 42.5                     | 64.5                     | 62.4                     | 60.9                     | 61.2                     | 62.1                     | 59.5                     |  |  |  |  |  |  |
| Top Speed [km/h]       | 63.1                     | 65.9                     | 63.8                     | 62.1                     | 62.4                     | 63.2                     | 62.9                     |  |  |  |  |  |  |
| Avg. Dist. to Rail [m] | 4.8                      | 2.8                      | 2.3                      | 3.0                      | 2.1                      | 2.4                      | 2.7                      |  |  |  |  |  |  |
| Avg. Stride Freq. [Hz] | 2.2                      | 2.3                      | 2.3                      | 2.3                      | 2.3                      | 2.4                      | 2.3                      |  |  |  |  |  |  |
| Avg. Stride Length [m] | 6.5                      | 7.6                      | 7.6                      | 7.4                      | 7.4                      | 7.3                      | 7.3                      |  |  |  |  |  |  |





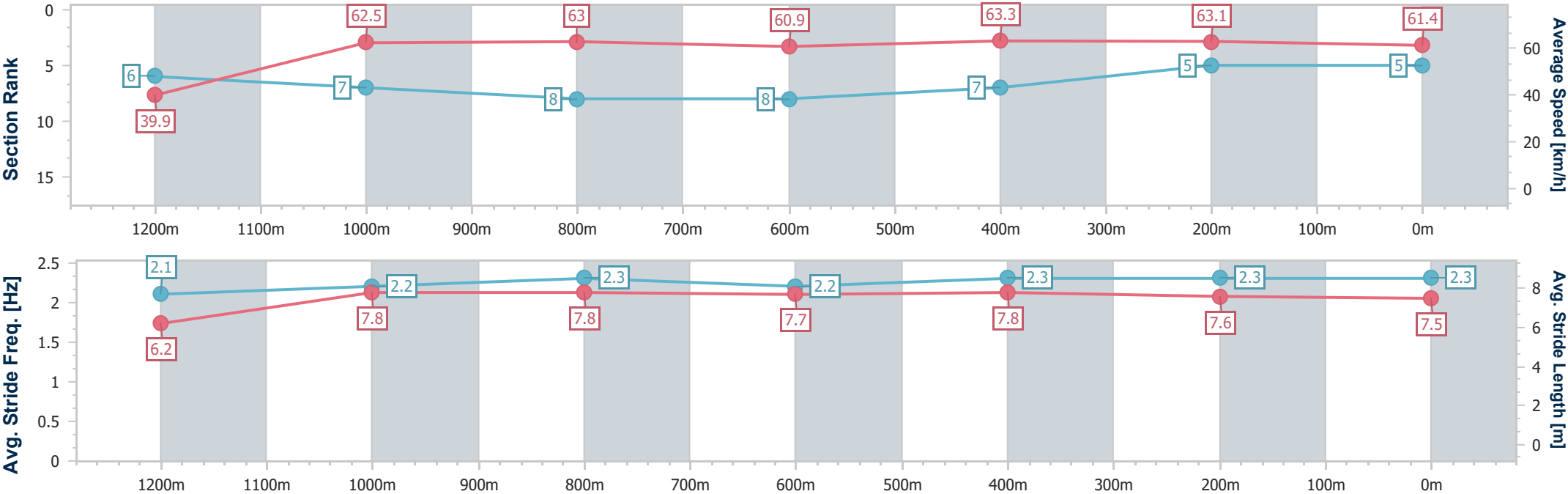
|                                |                   |
|--------------------------------|-------------------|
| Horse/Jockey Name              | Enterprise Attack |
| Final Rank                     | 5                 |
| Fastest Section Time (Section) | 0:09.10 (Overall) |
| Top Speed [km/h] (Section)     | 65.1 (1200m)      |
| Race State                     | Finished          |



ToowoombaProfessional  
Race 3: MOORE TRAILERS BENCHMARK 70 Handicap - 1300m  
06 December 2025 - 18:37  
Track Rating: Good 4, Weather: Fine, Rail Position: +4m Entire



| Section                | Overall                  | 1200m                    | 1000m                    | 800m                     | 600m                     | 400m                     | 200m                     |  |  |  |  |  |  |
|------------------------|--------------------------|--------------------------|--------------------------|--------------------------|--------------------------|--------------------------|--------------------------|--|--|--|--|--|--|
| Section Times          | 1:19.03 [5]<br>(0:09.10) | 1:09.93 [6]<br>(0:11.55) | 0:58.38 [7]<br>(0:11.58) | 0:46.80 [8]<br>(0:11.91) | 0:34.89 [8]<br>(0:11.62) | 0:23.27 [7]<br>(0:11.53) | 0:11.74 [5]<br>(0:11.74) |  |  |  |  |  |  |
| Average Speed [km/h]   | 39.9                     | 62.5                     | 63.0                     | 60.9                     | 63.3                     | 63.1                     | 61.4                     |  |  |  |  |  |  |
| Top Speed [km/h]       | 57.1                     | 65.1                     | 64.2                     | 62.0                     | 64.6                     | 64.7                     | 63.2                     |  |  |  |  |  |  |
| Avg. Dist. to Rail [m] | 8.1                      | 5.4                      | 4.3                      | 3.5                      | 3.6                      | 3.7                      | 4.1                      |  |  |  |  |  |  |
| Avg. Stride Freq. [Hz] | 2.1                      | 2.2                      | 2.3                      | 2.2                      | 2.3                      | 2.3                      | 2.3                      |  |  |  |  |  |  |
| Avg. Stride Length [m] | 6.2                      | 7.8                      | 7.8                      | 7.7                      | 7.8                      | 7.6                      | 7.5                      |  |  |  |  |  |  |





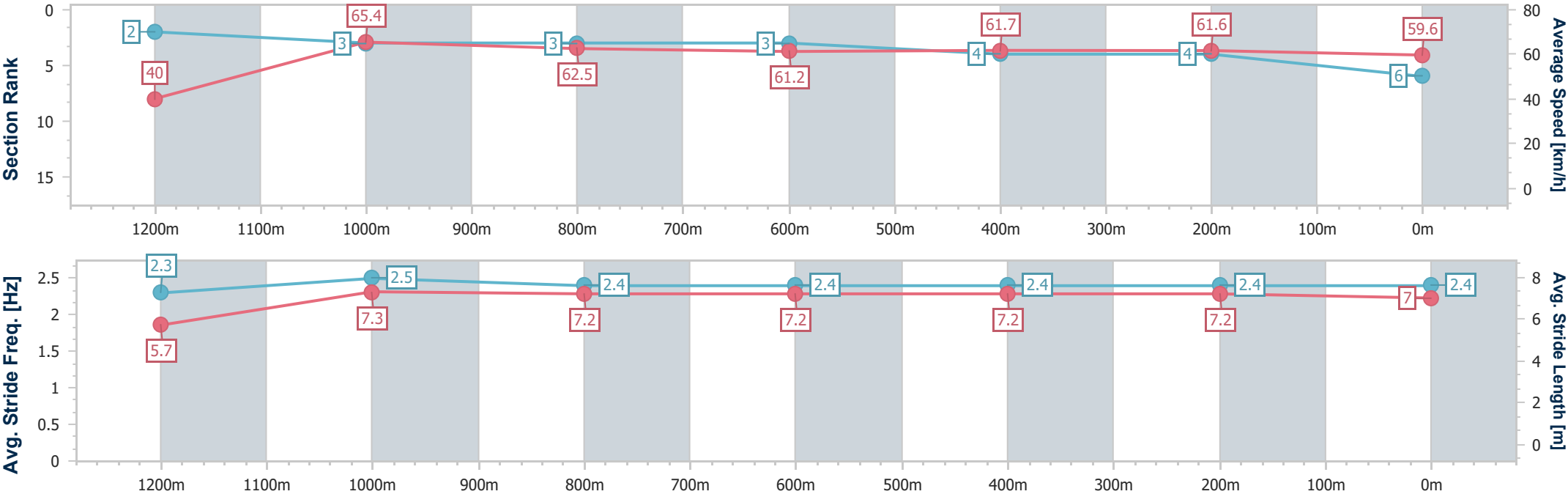
|                                |                   |
|--------------------------------|-------------------|
| Horse/Jockey Name              | Connewarre        |
| Final Rank                     | 6                 |
| Fastest Section Time (Section) | 0:08.94 (Overall) |
| Top Speed [km/h] (Section)     | 67.3 (1200m)      |
| Race State                     | Finished          |



ToowoombaProfessional  
Race 3: MOORE TRAILERS BENCHMARK 70 Handicap - 1300m  
06 December 2025 - 18:37  
Track Rating: Good 4, Weather: Fine, Rail Position: +4m Entire



| Section                | Overall                  | 1200m                    | 1000m                    | 800m                     | 600m                     | 400m                     | 200m                     |  |  |  |  |  |  |
|------------------------|--------------------------|--------------------------|--------------------------|--------------------------|--------------------------|--------------------------|--------------------------|--|--|--|--|--|--|
| Section Times          | 1:19.21 [6]<br>(0:08.94) | 1:10.27 [2]<br>(0:11.07) | 0:59.20 [3]<br>(0:11.61) | 0:47.59 [3]<br>(0:11.86) | 0:35.73 [3]<br>(0:11.87) | 0:23.86 [4]<br>(0:11.80) | 0:12.06 [4]<br>(0:12.06) |  |  |  |  |  |  |
| Average Speed [km/h]   | 40.0                     | 65.4                     | 62.5                     | 61.2                     | 61.7                     | 61.6                     | 59.6                     |  |  |  |  |  |  |
| Top Speed [km/h]       | 62.0                     | 67.3                     | 64.1                     | 62.4                     | 62.7                     | 62.6                     | 62.6                     |  |  |  |  |  |  |
| Avg. Dist. to Rail [m] | 7.0                      | 3.9                      | 2.7                      | 3.1                      | 2.7                      | 2.7                      | 3.4                      |  |  |  |  |  |  |
| Avg. Stride Freq. [Hz] | 2.3                      | 2.5                      | 2.4                      | 2.4                      | 2.4                      | 2.4                      | 2.4                      |  |  |  |  |  |  |
| Avg. Stride Length [m] | 5.7                      | 7.3                      | 7.2                      | 7.2                      | 7.2                      | 7.2                      | 7.0                      |  |  |  |  |  |  |





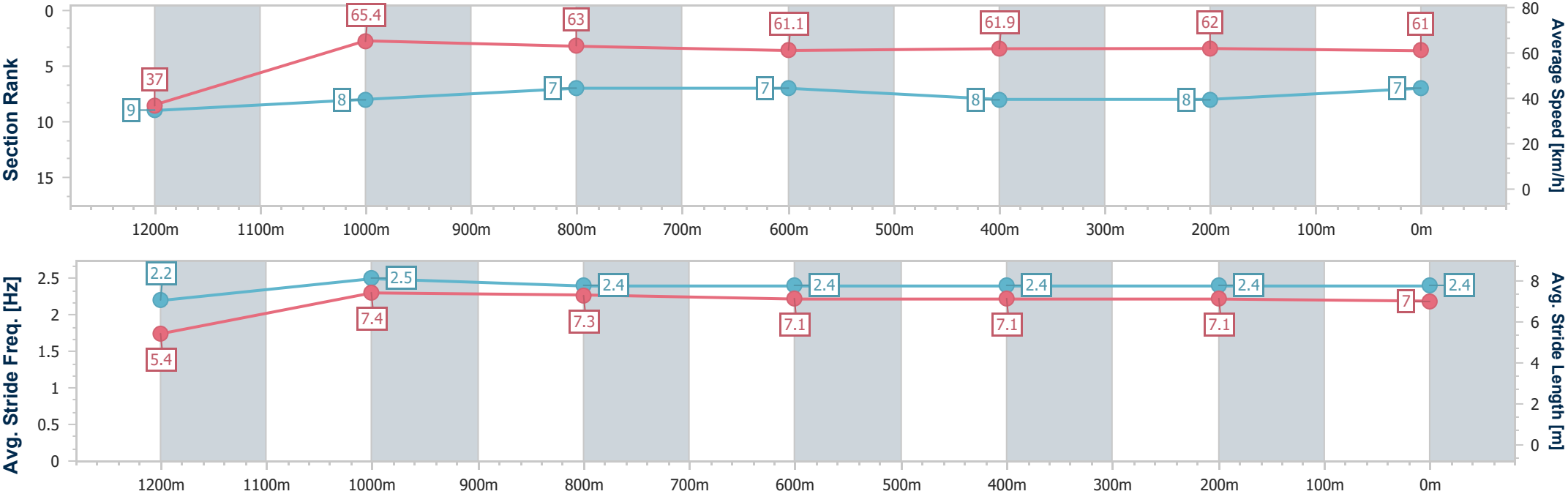
|                                |                   |
|--------------------------------|-------------------|
| Horse/Jockey Name              | Expectant         |
| Final Rank                     | 7                 |
| Fastest Section Time (Section) | 0:09.76 (Overall) |
| Top Speed [km/h] (Section)     | 66.5 (1200m)      |
| Race State                     | Finished          |



ToowoombaProfessional  
Race 3: MOORE TRAILERS BENCHMARK 70 Handicap - 1300m  
06 December 2025 - 18:37  
Track Rating: Good 4, Weather: Fine, Rail Position: +4m Entire



| Section                | Overall                  | 1200m                    | 1000m                    | 800m                     | 600m                     | 400m                     | 200m                     |  |  |  |  |  |  |
|------------------------|--------------------------|--------------------------|--------------------------|--------------------------|--------------------------|--------------------------|--------------------------|--|--|--|--|--|--|
| Section Times          | 1:19.32 [7]<br>(0:09.76) | 1:09.56 [9]<br>(0:11.04) | 0:58.52 [8]<br>(0:11.40) | 0:47.12 [7]<br>(0:11.83) | 0:35.29 [7]<br>(0:11.75) | 0:23.54 [8]<br>(0:11.77) | 0:11.77 [8]<br>(0:11.77) |  |  |  |  |  |  |
| Average Speed [km/h]   | 37.0                     | 65.4                     | 63.0                     | 61.1                     | 61.9                     | 62.0                     | 61.0                     |  |  |  |  |  |  |
| Top Speed [km/h]       | 61.9                     | 66.5                     | 65.7                     | 62.7                     | 62.8                     | 62.8                     | 62.6                     |  |  |  |  |  |  |
| Avg. Dist. to Rail [m] | 7.1                      | 2.8                      | 1.0                      | 1.1                      | 1.9                      | 3.8                      | 5.2                      |  |  |  |  |  |  |
| Avg. Stride Freq. [Hz] | 2.2                      | 2.5                      | 2.4                      | 2.4                      | 2.4                      | 2.4                      | 2.4                      |  |  |  |  |  |  |
| Avg. Stride Length [m] | 5.4                      | 7.4                      | 7.3                      | 7.1                      | 7.1                      | 7.1                      | 7.0                      |  |  |  |  |  |  |





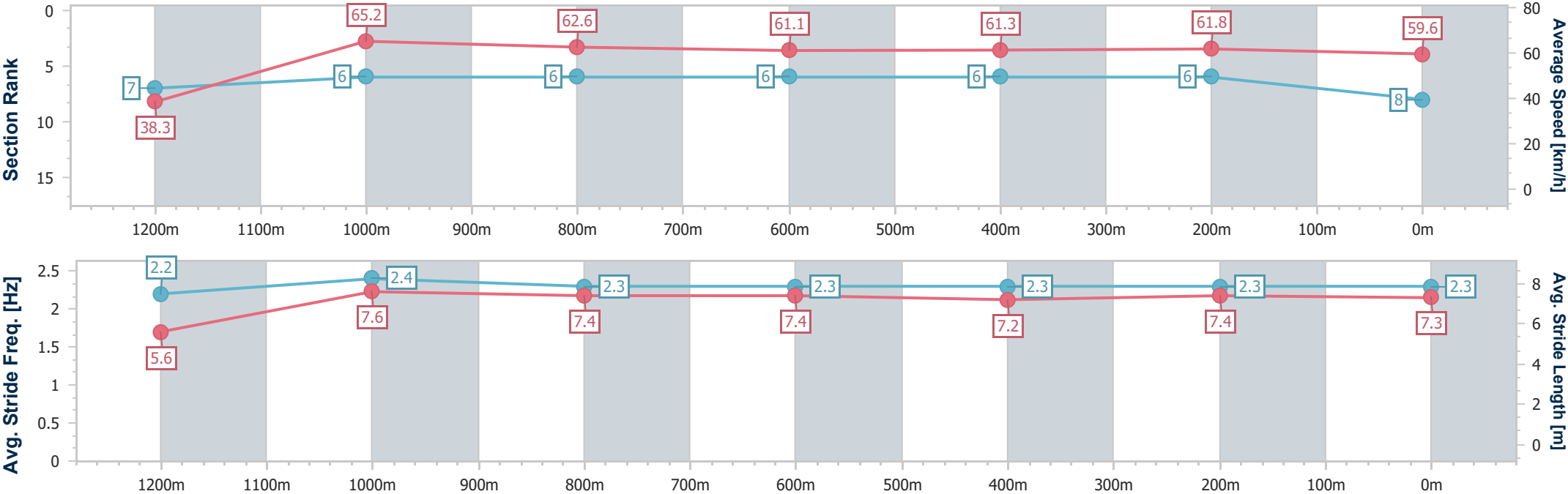
|                                |                   |
|--------------------------------|-------------------|
| Horse/Jockey Name              | Micro             |
| Final Rank                     | 8                 |
| Fastest Section Time (Section) | 0:09.35 (Overall) |
| Top Speed [km/h] (Section)     | 66.5 (1200m)      |
| Race State                     | Finished          |



ToowoombaProfessional  
Race 3: MOORE TRAILERS BENCHMARK 70 Handicap - 1300m  
06 December 2025 - 18:37  
Track Rating: Good 4, Weather: Fine, Rail Position: +4m Entire



| Section                | Overall                  | 1200m                    | 1000m                    | 800m                     | 600m                     | 400m                     | 200m                     |  |  |  |  |  |  |
|------------------------|--------------------------|--------------------------|--------------------------|--------------------------|--------------------------|--------------------------|--------------------------|--|--|--|--|--|--|
| Section Times          | 1:19.42 [8]<br>(0:09.35) | 1:10.07 [7]<br>(0:11.11) | 0:58.96 [6]<br>(0:11.52) | 0:47.44 [6]<br>(0:11.80) | 0:35.64 [6]<br>(0:11.85) | 0:23.79 [6]<br>(0:11.74) | 0:12.05 [6]<br>(0:12.05) |  |  |  |  |  |  |
| Average Speed [km/h]   | 38.3                     | 65.2                     | 62.6                     | 61.1                     | 61.3                     | 61.8                     | 59.6                     |  |  |  |  |  |  |
| Top Speed [km/h]       | 60.9                     | 66.5                     | 65.1                     | 62.3                     | 62.6                     | 63.1                     | 62.7                     |  |  |  |  |  |  |
| Avg. Dist. to Rail [m] | 5.4                      | 1.5                      | 1.2                      | 0.8                      | 1.5                      | 2.1                      | 1.5                      |  |  |  |  |  |  |
| Avg. Stride Freq. [Hz] | 2.2                      | 2.4                      | 2.3                      | 2.3                      | 2.3                      | 2.3                      | 2.3                      |  |  |  |  |  |  |
| Avg. Stride Length [m] | 5.6                      | 7.6                      | 7.4                      | 7.4                      | 7.2                      | 7.4                      | 7.3                      |  |  |  |  |  |  |





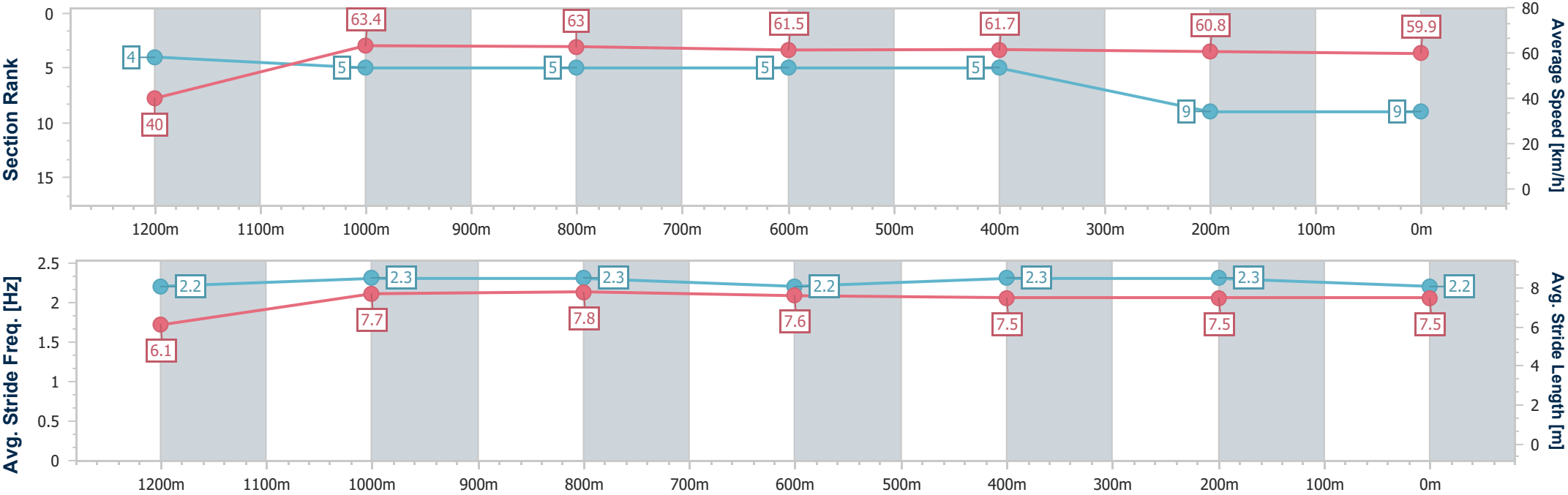
|                                |                   |
|--------------------------------|-------------------|
| Horse/Jockey Name              | Power Pack        |
| Final Rank                     | 9                 |
| Fastest Section Time (Section) | 0:08.97 (Overall) |
| Top Speed [km/h] (Section)     | 65.7 (1200m)      |
| Race State                     | Finished          |



ToowoombaProfessional  
Race 3: MOORE TRAILERS BENCHMARK 70 Handicap - 1300m  
06 December 2025 - 18:37  
Track Rating: Good 4, Weather: Fine, Rail Position: +4m Entire



| Section                | Overall                  | 1200m                    | 1000m                    | 800m                     | 600m                     | 400m                     | 200m                     |  |  |  |  |  |  |
|------------------------|--------------------------|--------------------------|--------------------------|--------------------------|--------------------------|--------------------------|--------------------------|--|--|--|--|--|--|
| Section Times          | 1:19.52 [9]<br>(0:08.97) | 1:10.55 [4]<br>(0:11.41) | 0:59.14 [5]<br>(0:11.53) | 0:47.61 [5]<br>(0:11.81) | 0:35.80 [5]<br>(0:11.89) | 0:23.91 [5]<br>(0:11.95) | 0:11.96 [9]<br>(0:11.96) |  |  |  |  |  |  |
| Average Speed [km/h]   | 40.0                     | 63.4                     | 63.0                     | 61.5                     | 61.7                     | 60.8                     | 59.9                     |  |  |  |  |  |  |
| Top Speed [km/h]       | 59.1                     | 65.7                     | 64.7                     | 63.1                     | 63.4                     | 61.5                     | 61.1                     |  |  |  |  |  |  |
| Avg. Dist. to Rail [m] | 7.0                      | 4.2                      | 2.6                      | 3.4                      | 3.5                      | 2.4                      | 2.8                      |  |  |  |  |  |  |
| Avg. Stride Freq. [Hz] | 2.2                      | 2.3                      | 2.3                      | 2.2                      | 2.3                      | 2.3                      | 2.2                      |  |  |  |  |  |  |
| Avg. Stride Length [m] | 6.1                      | 7.7                      | 7.8                      | 7.6                      | 7.5                      | 7.5                      | 7.5                      |  |  |  |  |  |  |







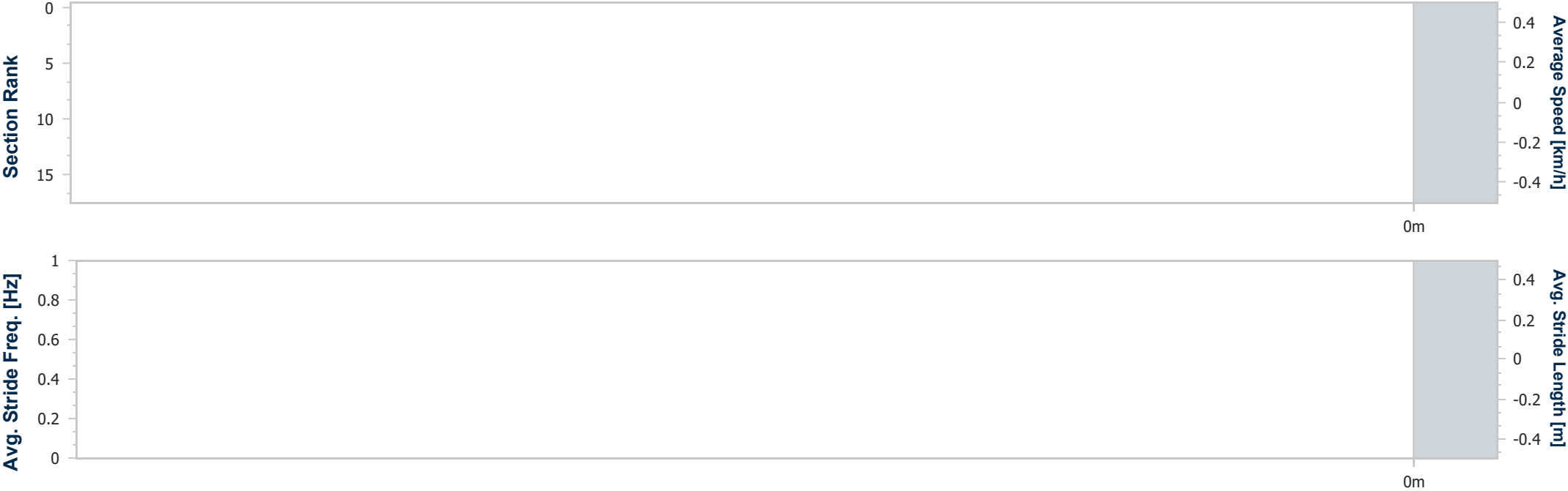
|                                |                    |
|--------------------------------|--------------------|
| Horse/Jockey Name              | Thisland Is Myland |
| Final Rank                     | -                  |
| Fastest Section Time (Section) | 0:00.00 (Overall)  |
| Top Speed [km/h] (Section)     | --,-               |
| Race State                     | DidNotFinish       |



ToowoombaProfessional  
Race 3: MOORE TRAILERS BENCHMARK 70 Handicap - 1300m  
06 December 2025 - 18:37  
Track Rating: Good 4, Weather: Fine, Rail Position: +4m Entire



| Section                | Overall | 1200m   | 1000m   | 800m    | 600m    | 400m    | 200m    |  |  |  |  |  |  |
|------------------------|---------|---------|---------|---------|---------|---------|---------|--|--|--|--|--|--|
| Section Times          | -:--:-- | -:--:-- | -:--:-- | -:--:-- | -:--:-- | -:--:-- | -:--:-- |  |  |  |  |  |  |
| Average Speed [km/h]   | --,-    | --,-    | --,-    | --,-    | --,-    | --,-    | --,-    |  |  |  |  |  |  |
| Top Speed [km/h]       | --,-    | --,-    | --,-    | --,-    | --,-    | --,-    | --,-    |  |  |  |  |  |  |
| Avg. Dist. to Rail [m] | ,-      | ,-      | ,-      | ,-      | ,-      | ,-      | ,-      |  |  |  |  |  |  |
| Avg. Stride Freq. [Hz] | --,-    | --,-    | --,-    | --,-    | --,-    | --,-    | --,-    |  |  |  |  |  |  |
| Avg. Stride Length [m] | --,-    | --,-    | --,-    | --,-    | --,-    | --,-    | --,-    |  |  |  |  |  |  |



- [ ] Ranking at each section and finish
- :--:-- No data available at this section
- NA No data available



**Toowoomba Professional**  
**Race 4: PROVINCIAL DISTRIBUTORS BENCHMARK 55 Handicap - 1625m**  
**06 December 2025 - 19:16**



Track Rating: Good 4, Weather: Fine, Rail Position: 4 metres Entire Course.

| Section     |     |                   |         |                     |                    | Overall              | 1400m                | 1200m                | 1000m                | 800m                 | 600m                 | 400m                 | Last 600m |     |                           |
|-------------|-----|-------------------|---------|---------------------|--------------------|----------------------|----------------------|----------------------|----------------------|----------------------|----------------------|----------------------|-----------|-----|---------------------------|
| Field Times |     |                   |         |                     |                    | 1:40.33<br>(0:15.63) | 1:24.70<br>(0:10.70) | 1:14.00<br>(0:11.22) | 1:02.78<br>(0:12.05) | 0:50.73<br>(0:12.52) | 0:38.21<br>(0:13.06) | 0:25.15<br>(0:12.84) | 0:38.21   |     |                           |
| Rank        | TAB | Horse/Jockey      | Barrier | Top Speed<br>[km/h] | Fastest<br>Section |                      |                      |                      |                      |                      |                      |                      |           |     | Distance<br>Travelled [m] |
| 1           | 6   | SOMETHING FORJO   | 2       | 68.7                | 0:10.87            | 1:40.33 [1]          | 1:24.13 [7]          | 1:13.26 [7]          | 1:01.93 [8]          | 0:49.97 [8]          | 0:37.53 [8]          | 0:24.67 [7]          | 0:37.53   |     |                           |
|             |     | Corey Sutherland  |         | Overall             | 1400m              | (0:16.20)            | (0:10.87)            | (0:11.33)            | (0:11.96)            | (0:12.44)            | (0:12.86)            | (0:12.57)            |           |     |                           |
| 2           | 9   | SHE'S BRUTAL      | 8       | 70.0                | 0:10.65            | 1:40.57 [2]          | 1:24.47 [6]          | 1:13.82 [5]          | 1:02.65 [5]          | 0:50.67 [5]          | 0:38.16 [4]          | 0:25.10 [5]          | 0:38.16   | -9  |                           |
|             |     | Adin Thompson     |         | Overall             | 1400m              | (0:16.10)            | (0:10.65)            | (0:11.17)            | (0:11.98)            | (0:12.51)            | (0:13.06)            | (0:12.55)            |           |     |                           |
| 3           | 8   | ROMAN HEIR        | 9       | 69.3                | 0:10.93            | 1:40.66 [3]          | 1:24.76 [5]          | 1:13.83 [6]          | 1:02.47 [6]          | 0:50.50 [6]          | 0:38.04 [6]          | 0:25.22 [4]          | 0:38.04   | +11 |                           |
|             |     | Olivia Webb       |         | Overall             | 1400m              | (0:15.90)            | (0:10.93)            | (0:11.36)            | (0:11.97)            | (0:12.46)            | (0:12.82)            | (0:12.60)            |           |     |                           |
| 4           | 10  | BLUEPRINT         | 4       | 69.7                | 0:10.84            | 1:40.88 [4]          | 1:24.47 [9]          | 1:13.63 [8]          | 1:02.64 [7]          | 0:50.72 [7]          | 0:38.25 [7]          | 0:25.15 [8]          | 0:38.25   | +4  |                           |
|             |     | Montana Philpot   |         | Overall             | 1400m              | (0:16.41)            | (0:10.84)            | (0:10.99)            | (0:11.92)            | (0:12.47)            | (0:13.10)            | (0:12.95)            |           |     |                           |
| 5           | 1   | LIFE OF TREE      | 5       | 69.9                | 0:10.83            | 1:41.54 [5]          | 1:25.88 [2]          | 1:15.05 [3]          | 1:03.79 [3]          | 0:51.68 [4]          | 0:39.17 [3]          | 0:26.11 [3]          | 0:39.17   | +9  |                           |
|             |     | Chloe Lowe        |         | Overall             | 1400m              | (0:15.66)            | (0:10.83)            | (0:11.26)            | (0:12.11)            | (0:12.51)            | (0:13.06)            | (0:13.11)            |           |     |                           |
| 6           | 5   | PROCLAIMER        | 6       | 69.3                | 0:11.00            | 1:41.60 [6]          | 1:25.21 [8]          | 1:14.21 [9]          | 1:02.86 [9]          | 0:50.87 [9]          | 0:38.66 [9]          | 0:25.68 [9]          | 0:38.66   | +3  |                           |
|             |     | Hannah Richardson |         | Overall             | 1400m              | (0:16.39)            | (0:11.00)            | (0:11.35)            | (0:11.99)            | (0:12.21)            | (0:12.98)            | (0:12.79)            |           |     |                           |
| 7           | 12  | ZELEZNY           | 1       | 71.7                | 0:10.70            | 1:42.52 [7]          | 1:26.89 [1]          | 1:16.19 [1]          | 1:04.97 [1]          | 0:52.92 [1]          | 0:40.40 [1]          | 0:27.34 [1]          | 0:40.40   | -8  |                           |
|             |     | Erin Molloy       |         | 1400m               | 1400m              | (0:15.63)            | (0:10.70)            | (0:11.22)            | (0:12.05)            | (0:12.52)            | (0:13.06)            | (0:13.45)            |           |     |                           |
| 8           | 4   | LONDON POINT      | 3       | 70.0                | 0:10.84            | 1:43.16 [8]          | 1:27.38 [4]          | 1:16.54 [4]          | 1:05.35 [4]          | 0:53.31 [3]          | 0:40.74 [5]          | 0:27.62 [6]          | 0:40.74   | +3  |                           |
|             |     | Olivia Kendal     |         | Overall             | 1400m              | (0:15.78)            | (0:10.84)            | (0:11.19)            | (0:12.04)            | (0:12.57)            | (0:13.12)            | (0:13.66)            |           |     |                           |
| 9           | 2   | EXTOL             | 7       | 70.5                | 0:10.67            | 1:43.35 [9]          | 1:27.63 [3]          | 1:16.96 [2]          | 1:05.75 [2]          | 0:53.72 [2]          | 0:41.18 [2]          | 0:27.96 [2]          | 0:41.18   | +2  |                           |
|             |     | Jasper Franklin   |         | Overall             | 1400m              | (0:15.72)            | (0:10.67)            | (0:11.21)            | (0:12.03)            | (0:12.54)            | (0:13.22)            | (0:13.72)            |           |     |                           |

Scratched: He's Viral (#13), Flying Celica (#3), Sweet About Me (#11), Battlespace (#7)



**Toowoomba Professional**  
**Race 4: PROVINCIAL DISTRIBUTORS BENCHMARK 55 Handicap - 1625m**  
**06 December 2025 - 19:16**



Track Rating: Good 4, Weather: Fine, Rail Position: 4 metres Entire Course.

| Section Field Times |     |                   |         |                     |                    | 200m<br>0:12.31<br>(0:12.31) | Last 600m<br>0:38.21 |                           |     |
|---------------------|-----|-------------------|---------|---------------------|--------------------|------------------------------|----------------------|---------------------------|-----|
| Rank                | TAB | Horse/Jockey      | Barrier | Top Speed<br>[km/h] | Fastest<br>Section | Margin                       |                      | Distance<br>Travelled [m] |     |
| 1                   | 6   | SOMETHING FORJO   | 2       | 68.7                | 0:10.87            | 0:12.10 [3]                  | 1:40.33              | 0:37.53                   |     |
|                     |     | Corey Sutherland  |         | Overall             | 1400m              | (0:12.10)                    |                      |                           |     |
| 2                   | 9   | SHE'S BRUTAL      | 8       | 70.0                | 0:10.65            | 0:12.55 [1]                  | 1.42L                | 0:38.16                   | -9  |
|                     |     | Adin Thompson     |         | Overall             | 1400m              | (0:12.55)                    |                      |                           |     |
| 3                   | 8   | ROMAN HEIR        | 9       | 69.3                | 0:10.93            | 0:12.62 [2]                  | 1.96L                | 0:38.04                   | +11 |
|                     |     | Olivia Webb       |         | Overall             | 1400m              | (0:12.62)                    |                      |                           |     |
| 4                   | 10  | BLUEPRINT         | 4       | 69.7                | 0:10.84            | 0:12.20 [6]                  | 3.27L                | 0:38.25                   | +4  |
|                     |     | Montana Philpot   |         | Overall             | 1400m              | (0:12.20)                    |                      |                           |     |
| 5                   | 1   | LIFE OF TREE      | 5       | 69.9                | 0:10.83            | 0:13.00 [4]                  | 7.16L                | 0:39.17                   | +9  |
|                     |     | Chloe Lowe        |         | Overall             | 1400m              | (0:13.00)                    |                      |                           |     |
| 6                   | 5   | PROCLAIMER        | 6       | 69.3                | 0:11.00            | 0:12.89 [7]                  | 7.49L                | 0:38.66                   | +3  |
|                     |     | Hannah Richardson |         | Overall             | 1400m              | (0:12.89)                    |                      |                           |     |
| 7                   | 12  | ZELEZNY           | 1       | 71.7                | 0:10.70            | 0:13.89 [5]                  | 12.88L               | 0:40.40                   | -8  |
|                     |     | Erin Molloy       |         | 1400m               | 1400m              | (0:13.89)                    |                      |                           |     |
| 8                   | 4   | LONDON POINT      | 3       | 70.0                | 0:10.84            | 0:13.96 [9]                  | 16.69L               | 0:40.74                   | +3  |
|                     |     | Olivia Kendal     |         | Overall             | 1400m              | (0:13.96)                    |                      |                           |     |
| 9                   | 2   | EXTOL             | 7       | 70.5                | 0:10.67            | 0:14.24 [8]                  | 17.8L                | 0:41.18                   | +2  |
|                     |     | Jasper Franklin   |         | Overall             | 1400m              | (0:14.24)                    |                      |                           |     |

Scratched: He's Viral (#13), Flying Celica (#3), Sweet About Me (#11), Battlespace (#7)



|                                |                 |
|--------------------------------|-----------------|
| Horse/Jockey Name              | Something Forjo |
| Final Rank                     | 1               |
| Fastest Section Time (Section) | 0:10.87 (1400m) |
| Top Speed [km/h] (Section)     | 68.7 (Overall)  |
| Race State                     | Finished        |



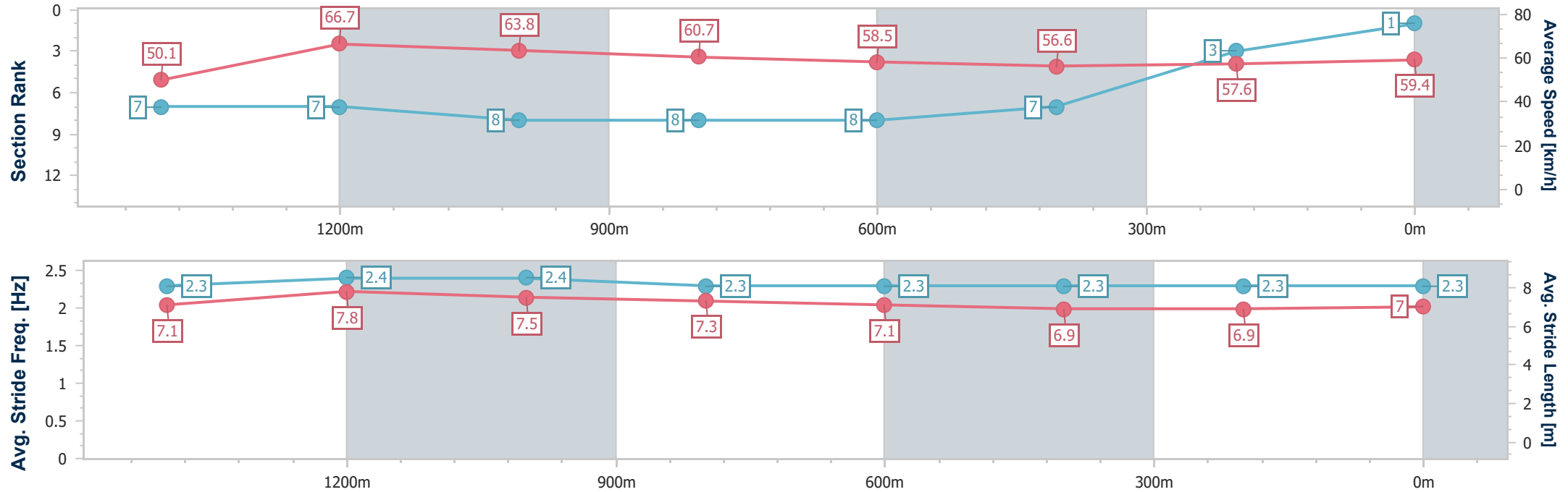
ToowoombaProfessional  
Race 4: PROVINCIAL DISTRIBUTORS BENCHMARK 55  
Handicap - 1625m



06 December 2025 - 19:16

Track Rating: Good 4, Weather: Fine, Rail Position: 4 metres Entire Course.

| Section                | Overall                  | 1400m                    | 1200m                    | 1000m                    | 800m                     | 600m                     | 400m                     | 200m                     |  |  |  |  |  |
|------------------------|--------------------------|--------------------------|--------------------------|--------------------------|--------------------------|--------------------------|--------------------------|--------------------------|--|--|--|--|--|
| Section Times          | 1:40.33 [1]<br>(0:16.20) | 1:24.13 [7]<br>(0:10.87) | 1:13.26 [7]<br>(0:11.33) | 1:01.93 [8]<br>(0:11.96) | 0:49.97 [8]<br>(0:12.44) | 0:37.53 [8]<br>(0:12.86) | 0:24.67 [7]<br>(0:12.57) | 0:12.10 [3]<br>(0:12.10) |  |  |  |  |  |
| Average Speed [km/h]   | 50.1                     | 66.7                     | 63.8                     | 60.7                     | 58.5                     | 56.6                     | 57.6                     | 59.4                     |  |  |  |  |  |
| Top Speed [km/h]       | 68.7                     | 68.6                     | 65.6                     | 62.4                     | 59.5                     | 58.8                     | 59.1                     | 60.3                     |  |  |  |  |  |
| Avg. Dist. to Rail [m] | 2.7                      | 1.6                      | 2.5                      | 2.5                      | 3.0                      | 2.1                      | 1.1                      | 1.0                      |  |  |  |  |  |
| Avg. Stride Freq. [Hz] | 2.3                      | 2.4                      | 2.4                      | 2.3                      | 2.3                      | 2.3                      | 2.3                      | 2.3                      |  |  |  |  |  |
| Avg. Stride Length [m] | 7.1                      | 7.8                      | 7.5                      | 7.3                      | 7.1                      | 6.9                      | 6.9                      | 7.0                      |  |  |  |  |  |





|                                |                 |
|--------------------------------|-----------------|
| Horse/Jockey Name              | She's Brutal    |
| Final Rank                     | 2               |
| Fastest Section Time (Section) | 0:10.65 (1400m) |
| Top Speed [km/h] (Section)     | 70.0 (Overall)  |
| Race State                     | Finished        |



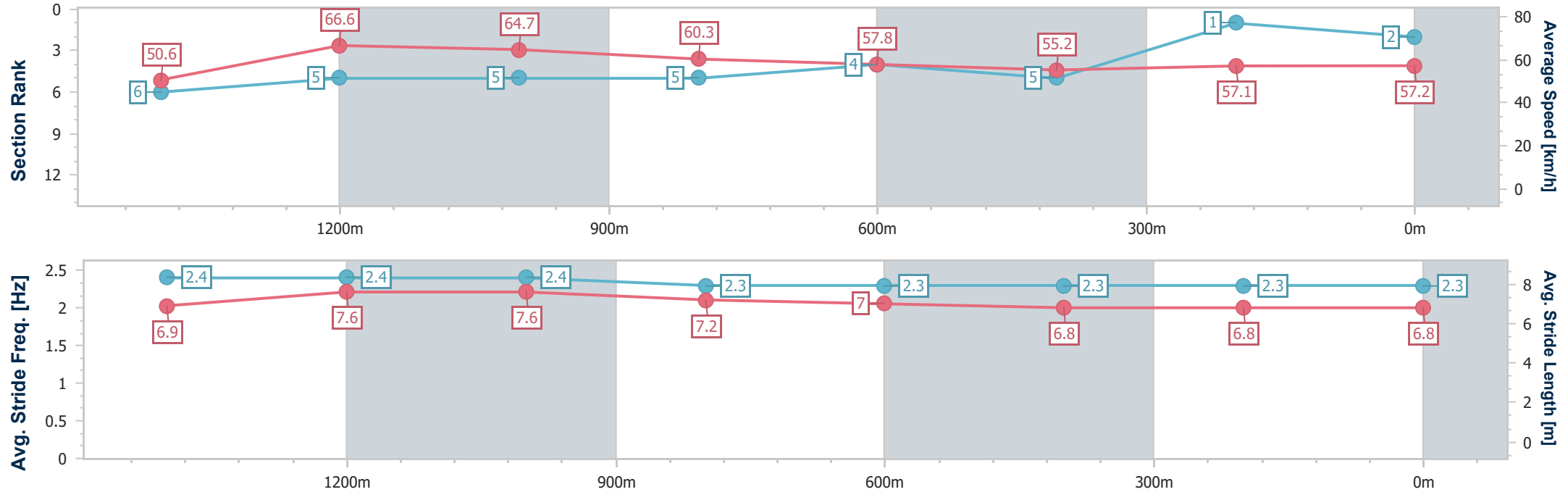
ToowoombaProfessional  
Race 4: PROVINCIAL DISTRIBUTORS BENCHMARK 55  
Handicap - 1625m



06 December 2025 - 19:16

Track Rating: Good 4, Weather: Fine, Rail Position: 4 metres Entire Course.

| Section                | Overall                  | 1400m                    | 1200m                    | 1000m                    | 800m                     | 600m                     | 400m                     | 200m                     |  |  |  |  |  |
|------------------------|--------------------------|--------------------------|--------------------------|--------------------------|--------------------------|--------------------------|--------------------------|--------------------------|--|--|--|--|--|
| Section Times          | 1:40.57 [2]<br>(0:16.10) | 1:24.47 [6]<br>(0:10.65) | 1:13.82 [5]<br>(0:11.17) | 1:02.65 [5]<br>(0:11.98) | 0:50.67 [5]<br>(0:12.51) | 0:38.16 [4]<br>(0:13.06) | 0:25.10 [5]<br>(0:12.55) | 0:12.55 [1]<br>(0:12.55) |  |  |  |  |  |
| Average Speed [km/h]   | 50.6                     | 66.6                     | 64.7                     | 60.3                     | 57.8                     | 55.2                     | 57.1                     | 57.2                     |  |  |  |  |  |
| Top Speed [km/h]       | 70.0                     | 68.3                     | 66.2                     | 62.3                     | 58.6                     | 57.4                     | 58.3                     | 57.8                     |  |  |  |  |  |
| Avg. Dist. to Rail [m] | 4.1                      | 2.0                      | 0.5                      | 1.3                      | 1.3                      | 0.4                      | 1.6                      | 2.0                      |  |  |  |  |  |
| Avg. Stride Freq. [Hz] | 2.4                      | 2.4                      | 2.4                      | 2.3                      | 2.3                      | 2.3                      | 2.3                      | 2.3                      |  |  |  |  |  |
| Avg. Stride Length [m] | 6.9                      | 7.6                      | 7.6                      | 7.2                      | 7.0                      | 6.8                      | 6.8                      | 6.8                      |  |  |  |  |  |



- [ ] Ranking at each section and finish
- .-.- No data available at this section
- NA No data available



|                                |                 |
|--------------------------------|-----------------|
| Horse/Jockey Name              | Roman Heir      |
| Final Rank                     | 3               |
| Fastest Section Time (Section) | 0:10.93 (1400m) |
| Top Speed [km/h] (Section)     | 69.3 (Overall)  |
| Race State                     | Finished        |



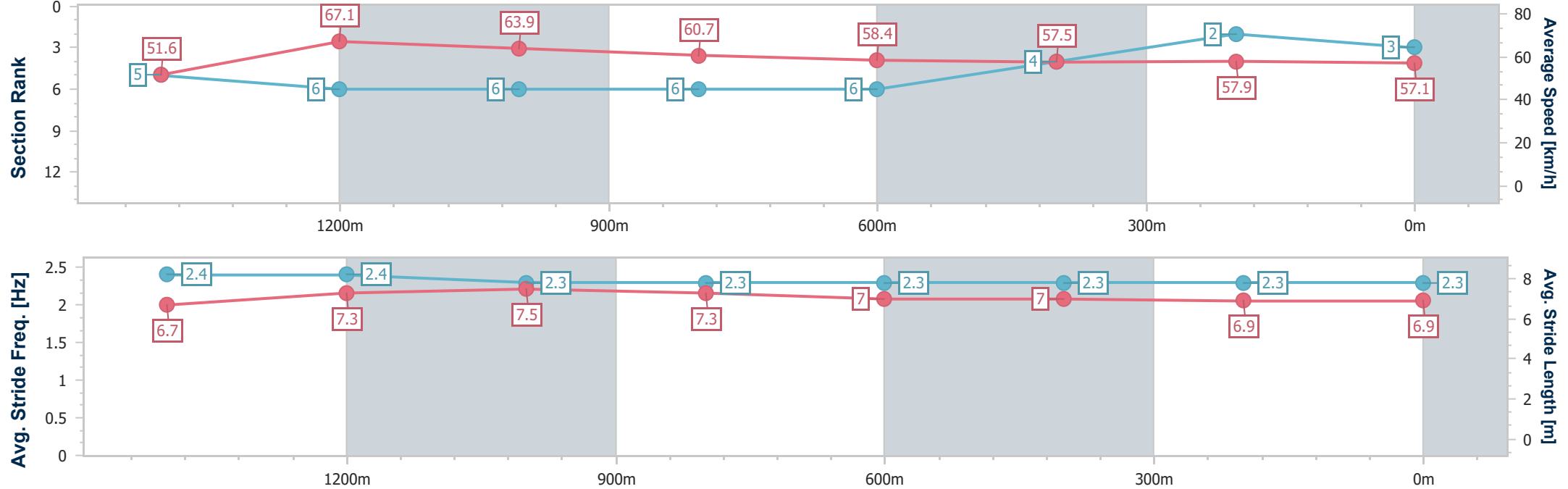
ToowoombaProfessional  
Race 4: PROVINCIAL DISTRIBUTORS BENCHMARK 55  
Handicap - 1625m



06 December 2025 - 19:16

Track Rating: Good 4, Weather: Fine, Rail Position: 4 metres Entire Course.

| Section                | Overall                  | 1400m                    | 1200m                    | 1000m                    | 800m                     | 600m                     | 400m                     | 200m                     |  |  |  |  |  |
|------------------------|--------------------------|--------------------------|--------------------------|--------------------------|--------------------------|--------------------------|--------------------------|--------------------------|--|--|--|--|--|
| Section Times          | 1:40.66 [3]<br>(0:15.90) | 1:24.76 [5]<br>(0:10.93) | 1:13.83 [6]<br>(0:11.36) | 1:02.47 [6]<br>(0:11.97) | 0:50.50 [6]<br>(0:12.46) | 0:38.04 [6]<br>(0:12.82) | 0:25.22 [4]<br>(0:12.60) | 0:12.62 [2]<br>(0:12.62) |  |  |  |  |  |
| Average Speed [km/h]   | 51.6                     | 67.1                     | 63.9                     | 60.7                     | 58.4                     | 57.5                     | 57.9                     | 57.1                     |  |  |  |  |  |
| Top Speed [km/h]       | 69.3                     | 69.1                     | 65.3                     | 61.9                     | 60.1                     | 57.7                     | 58.1                     | 57.7                     |  |  |  |  |  |
| Avg. Dist. to Rail [m] | 7.2                      | 3.9                      | 3.4                      | 2.8                      | 3.8                      | 3.9                      | 3.6                      | 3.8                      |  |  |  |  |  |
| Avg. Stride Freq. [Hz] | 2.4                      | 2.4                      | 2.3                      | 2.3                      | 2.3                      | 2.3                      | 2.3                      | 2.3                      |  |  |  |  |  |
| Avg. Stride Length [m] | 6.7                      | 7.3                      | 7.5                      | 7.3                      | 7.0                      | 7.0                      | 6.9                      | 6.9                      |  |  |  |  |  |



[ ] Ranking at each section and finish  
- - - - No data available at this section  
NA No data available



|                                |                 |
|--------------------------------|-----------------|
| Horse/Jockey Name              | Blueprint       |
| Final Rank                     | 4               |
| Fastest Section Time (Section) | 0:10.84 (1400m) |
| Top Speed [km/h] (Section)     | 69.7 (Overall)  |
| Race State                     | Finished        |

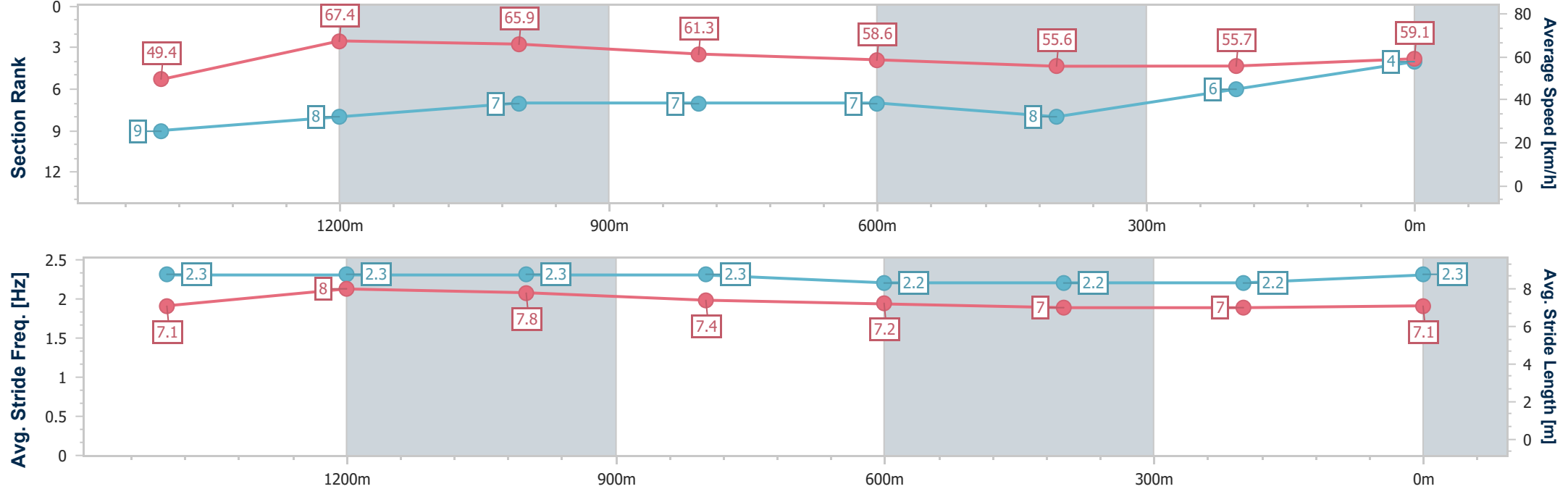


ToowoombaProfessional  
Race 4: PROVINCIAL DISTRIBUTORS BENCHMARK 55  
Handicap - 1625m



06 December 2025 - 19:16  
Track Rating: Good 4, Weather: Fine, Rail Position: 4 metres Entire Course.

| Section                | Overall                  | 1400m                    | 1200m                    | 1000m                    | 800m                     | 600m                     | 400m                     | 200m                     |  |  |  |  |  |
|------------------------|--------------------------|--------------------------|--------------------------|--------------------------|--------------------------|--------------------------|--------------------------|--------------------------|--|--|--|--|--|
| Section Times          | 1:40.88 [4]<br>(0:16.41) | 1:24.47 [9]<br>(0:10.84) | 1:13.63 [8]<br>(0:10.99) | 1:02.64 [7]<br>(0:11.92) | 0:50.72 [7]<br>(0:12.47) | 0:38.25 [7]<br>(0:13.10) | 0:25.15 [8]<br>(0:12.95) | 0:12.20 [6]<br>(0:12.20) |  |  |  |  |  |
| Average Speed [km/h]   | 49.4                     | 67.4                     | 65.9                     | 61.3                     | 58.6                     | 55.6                     | 55.7                     | 59.1                     |  |  |  |  |  |
| Top Speed [km/h]       | 69.7                     | 69.6                     | 67.7                     | 63.6                     | 60.6                     | 58.2                     | 57.8                     | 60.2                     |  |  |  |  |  |
| Avg. Dist. to Rail [m] | 1.4                      | 2.5                      | 4.6                      | 4.4                      | 4.5                      | 2.1                      | 0.7                      | 0.5                      |  |  |  |  |  |
| Avg. Stride Freq. [Hz] | 2.3                      | 2.3                      | 2.3                      | 2.3                      | 2.2                      | 2.2                      | 2.2                      | 2.3                      |  |  |  |  |  |
| Avg. Stride Length [m] | 7.1                      | 8.0                      | 7.8                      | 7.4                      | 7.2                      | 7.0                      | 7.0                      | 7.1                      |  |  |  |  |  |



- [ ] Ranking at each section and finish
- .-.- No data available at this section
- NA No data available



|                                |                 |
|--------------------------------|-----------------|
| Horse/Jockey Name              | Life Of Tree    |
| Final Rank                     | 5               |
| Fastest Section Time (Section) | 0:10.83 (1400m) |
| Top Speed [km/h] (Section)     | 69.9 (Overall)  |
| Race State                     | Finished        |

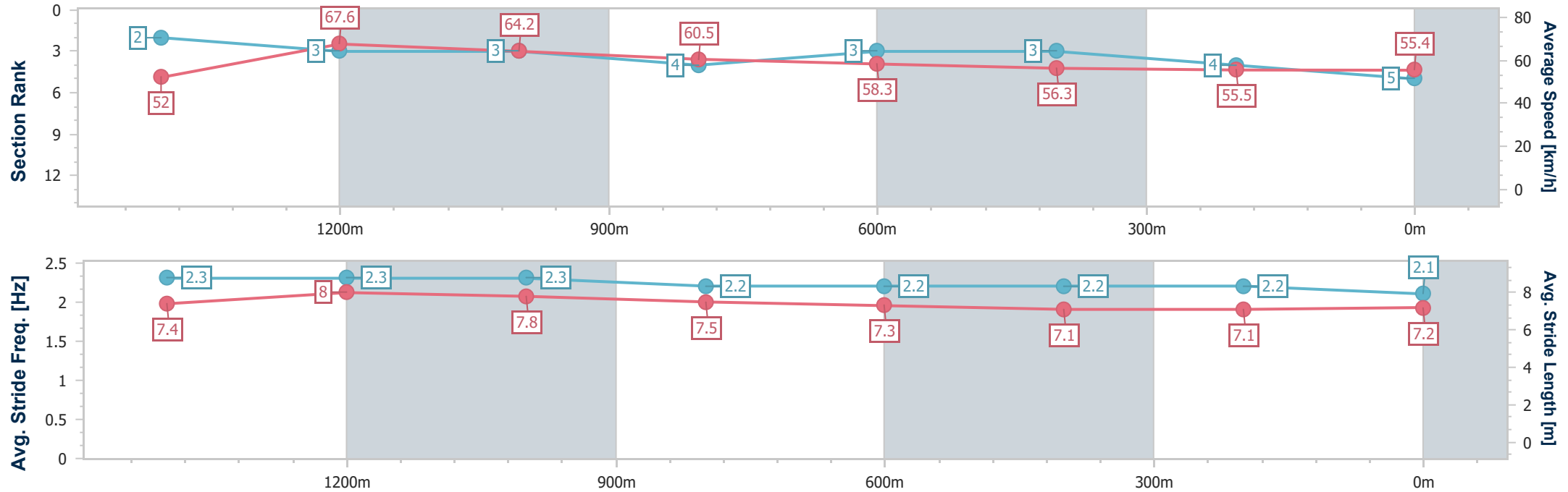


ToowoombaProfessional  
Race 4: PROVINCIAL DISTRIBUTORS BENCHMARK 55  
Handicap - 1625m



06 December 2025 - 19:16  
Track Rating: Good 4, Weather: Fine, Rail Position: 4 metres Entire Course.

| Section                | Overall                  | 1400m                    | 1200m                    | 1000m                    | 800m                     | 600m                     | 400m                     | 200m                     |  |  |  |  |  |
|------------------------|--------------------------|--------------------------|--------------------------|--------------------------|--------------------------|--------------------------|--------------------------|--------------------------|--|--|--|--|--|
| Section Times          | 1:41.54 [5]<br>(0:15.66) | 1:25.88 [2]<br>(0:10.83) | 1:15.05 [3]<br>(0:11.26) | 1:03.79 [3]<br>(0:12.11) | 0:51.68 [4]<br>(0:12.51) | 0:39.17 [3]<br>(0:13.06) | 0:26.11 [3]<br>(0:13.11) | 0:13.00 [4]<br>(0:13.00) |  |  |  |  |  |
| Average Speed [km/h]   | 52.0                     | 67.6                     | 64.2                     | 60.5                     | 58.3                     | 56.3                     | 55.5                     | 55.4                     |  |  |  |  |  |
| Top Speed [km/h]       | 69.9                     | 69.4                     | 65.9                     | 62.3                     | 59.5                     | 57.4                     | 56.8                     | 55.8                     |  |  |  |  |  |
| Avg. Dist. to Rail [m] | 3.2                      | 3.0                      | 4.9                      | 4.7                      | 4.0                      | 3.9                      | 2.9                      | 2.7                      |  |  |  |  |  |
| Avg. Stride Freq. [Hz] | 2.3                      | 2.3                      | 2.3                      | 2.2                      | 2.2                      | 2.2                      | 2.2                      | 2.1                      |  |  |  |  |  |
| Avg. Stride Length [m] | 7.4                      | 8.0                      | 7.8                      | 7.5                      | 7.3                      | 7.1                      | 7.1                      | 7.2                      |  |  |  |  |  |



[ ] Ranking at each section and finish  
- - - - No data available at this section  
NA No data available





|                                |                 |
|--------------------------------|-----------------|
| Horse/Jockey Name              | Proclaimer      |
| Final Rank                     | 6               |
| Fastest Section Time (Section) | 0:11.00 (1400m) |
| Top Speed [km/h] (Section)     | 69.3 (Overall)  |
| Race State                     | Finished        |

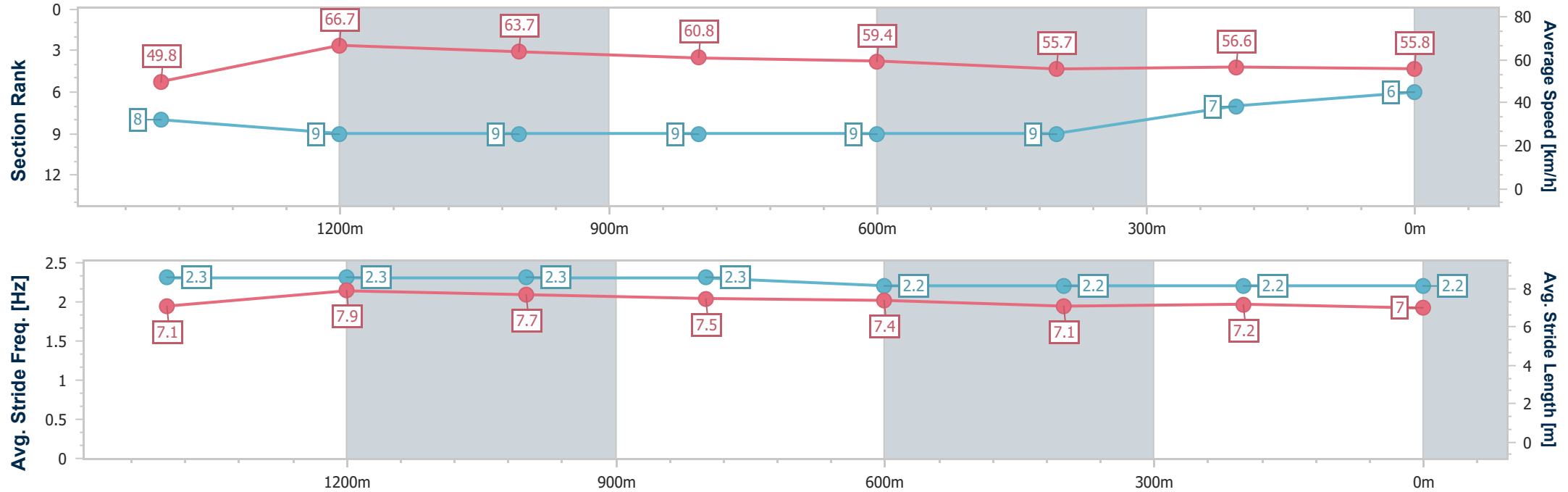


ToowoombaProfessional  
Race 4: PROVINCIAL DISTRIBUTORS BENCHMARK 55  
Handicap - 1625m



06 December 2025 - 19:16  
Track Rating: Good 4, Weather: Fine, Rail Position: 4 metres Entire Course.

| Section                | Overall                  | 1400m                    | 1200m                    | 1000m                    | 800m                     | 600m                     | 400m                     | 200m                     |  |  |  |  |  |
|------------------------|--------------------------|--------------------------|--------------------------|--------------------------|--------------------------|--------------------------|--------------------------|--------------------------|--|--|--|--|--|
| Section Times          | 1:41.60 [6]<br>(0:16.39) | 1:25.21 [8]<br>(0:11.00) | 1:14.21 [9]<br>(0:11.35) | 1:02.86 [9]<br>(0:11.99) | 0:50.87 [9]<br>(0:12.21) | 0:38.66 [9]<br>(0:12.98) | 0:25.68 [9]<br>(0:12.79) | 0:12.89 [7]<br>(0:12.89) |  |  |  |  |  |
| Average Speed [km/h]   | 49.8                     | 66.7                     | 63.7                     | 60.8                     | 59.4                     | 55.7                     | 56.6                     | 55.8                     |  |  |  |  |  |
| Top Speed [km/h]       | 69.3                     | 69.2                     | 66.2                     | 62.1                     | 60.7                     | 58.5                     | 57.8                     | 56.9                     |  |  |  |  |  |
| Avg. Dist. to Rail [m] | 5.2                      | 3.8                      | 4.2                      | 3.4                      | 2.0                      | 0.9                      | 1.2                      | 1.3                      |  |  |  |  |  |
| Avg. Stride Freq. [Hz] | 2.3                      | 2.3                      | 2.3                      | 2.3                      | 2.2                      | 2.2                      | 2.2                      | 2.2                      |  |  |  |  |  |
| Avg. Stride Length [m] | 7.1                      | 7.9                      | 7.7                      | 7.5                      | 7.4                      | 7.1                      | 7.2                      | 7.0                      |  |  |  |  |  |



[ ] Ranking at each section and finish  
- - - - No data available at this section  
NA No data available



|                                |                 |
|--------------------------------|-----------------|
| Horse/Jockey Name              | Zelezny         |
| Final Rank                     | 7               |
| Fastest Section Time (Section) | 0:10.70 (1400m) |
| Top Speed [km/h] (Section)     | 71.7 (1400m)    |
| Race State                     | Finished        |

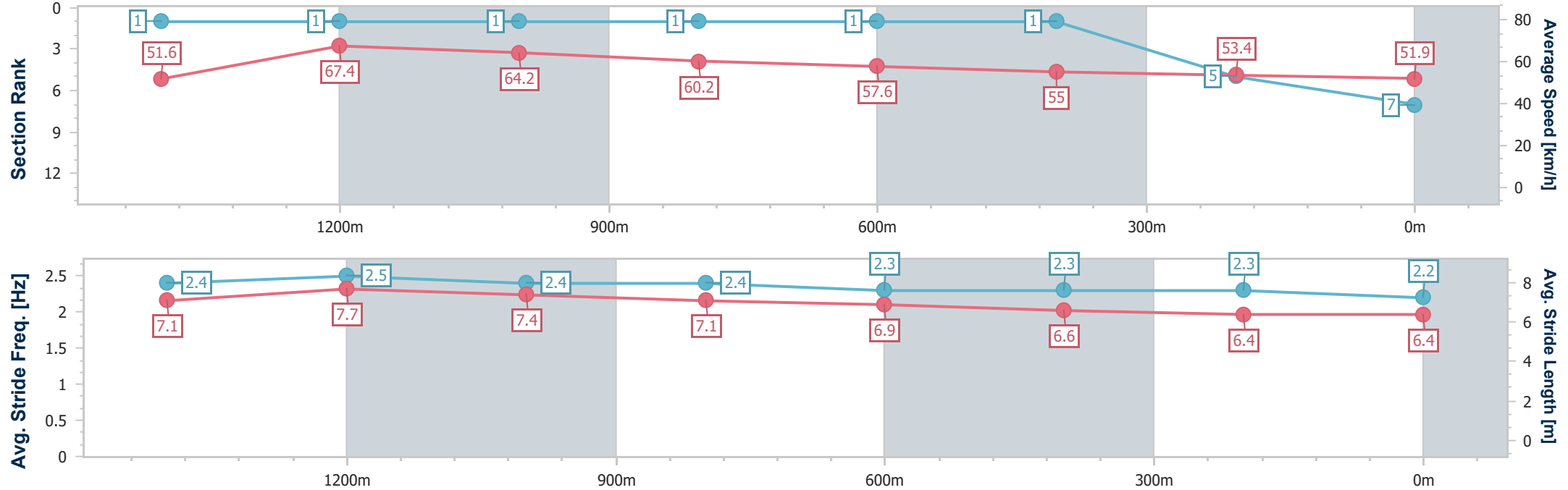


ToowoombaProfessional  
Race 4: PROVINCIAL DISTRIBUTORS BENCHMARK 55  
Handicap - 1625m



06 December 2025 - 19:16  
Track Rating: Good 4, Weather: Fine, Rail Position: 4 metres Entire Course.

| Section                | Overall                  | 1400m                    | 1200m                    | 1000m                    | 800m                     | 600m                     | 400m                     | 200m                     |  |  |  |  |  |
|------------------------|--------------------------|--------------------------|--------------------------|--------------------------|--------------------------|--------------------------|--------------------------|--------------------------|--|--|--|--|--|
| Section Times          | 1:42.52 [7]<br>(0:15.63) | 1:26.89 [1]<br>(0:10.70) | 1:16.19 [1]<br>(0:11.22) | 1:04.97 [1]<br>(0:12.05) | 0:52.92 [1]<br>(0:12.52) | 0:40.40 [1]<br>(0:13.06) | 0:27.34 [1]<br>(0:13.45) | 0:13.89 [5]<br>(0:13.89) |  |  |  |  |  |
| Average Speed [km/h]   | 51.6                     | 67.4                     | 64.2                     | 60.2                     | 57.6                     | 55.0                     | 53.4                     | 51.9                     |  |  |  |  |  |
| Top Speed [km/h]       | 71.7                     | 71.7                     | 66.4                     | 62.4                     | 58.7                     | 57.5                     | 54.5                     | 53.7                     |  |  |  |  |  |
| Avg. Dist. to Rail [m] | 0.9                      | 0.6                      | 2.2                      | 1.5                      | 0.8                      | 0.3                      | 1.0                      | 2.0                      |  |  |  |  |  |
| Avg. Stride Freq. [Hz] | 2.4                      | 2.5                      | 2.4                      | 2.4                      | 2.3                      | 2.3                      | 2.3                      | 2.2                      |  |  |  |  |  |
| Avg. Stride Length [m] | 7.1                      | 7.7                      | 7.4                      | 7.1                      | 6.9                      | 6.6                      | 6.4                      | 6.4                      |  |  |  |  |  |



- [ ] Ranking at each section and finish
- .-.- No data available at this section
- NA No data available



|                                |                 |
|--------------------------------|-----------------|
| Horse/Jockey Name              | London Point    |
| Final Rank                     | 8               |
| Fastest Section Time (Section) | 0:10.84 (1400m) |
| Top Speed [km/h] (Section)     | 70.0 (Overall)  |
| Race State                     | Finished        |



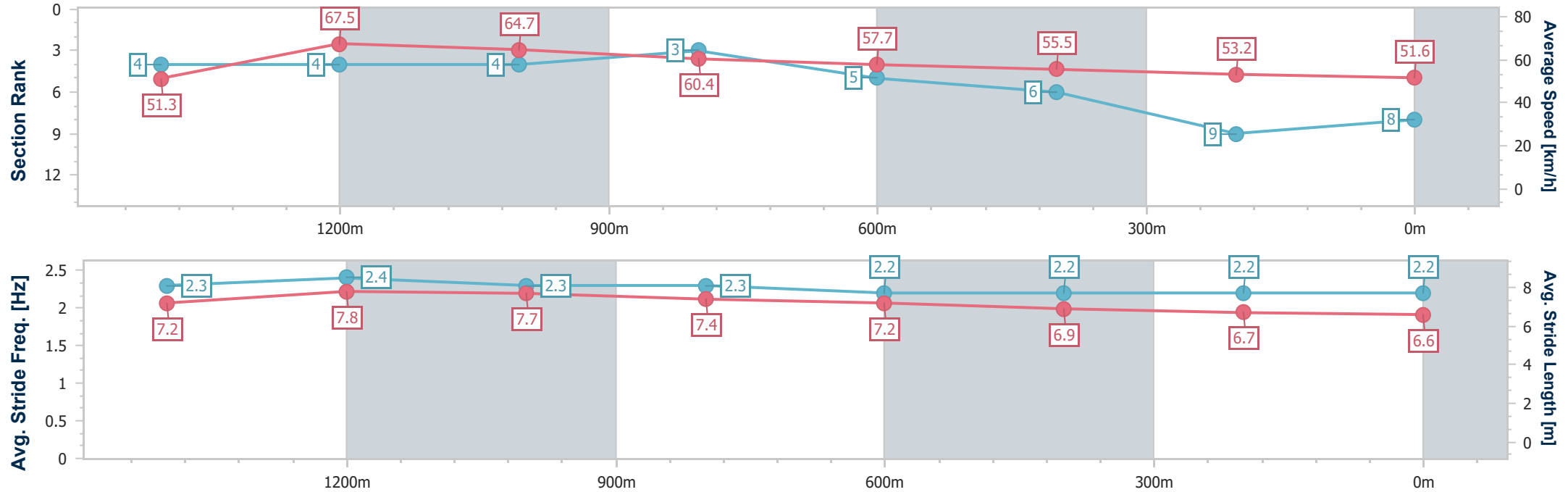
ToowoombaProfessional  
Race 4: PROVINCIAL DISTRIBUTORS BENCHMARK 55  
Handicap - 1625m



06 December 2025 - 19:16

Track Rating: Good 4, Weather: Fine, Rail Position: 4 metres Entire Course.

| Section                | Overall                  | 1400m                    | 1200m                    | 1000m                    | 800m                     | 600m                     | 400m                     | 200m                     |  |  |  |  |  |
|------------------------|--------------------------|--------------------------|--------------------------|--------------------------|--------------------------|--------------------------|--------------------------|--------------------------|--|--|--|--|--|
| Section Times          | 1:43.16 [8]<br>(0:15.78) | 1:27.38 [4]<br>(0:10.84) | 1:16.54 [4]<br>(0:11.19) | 1:05.35 [4]<br>(0:12.04) | 0:53.31 [3]<br>(0:12.57) | 0:40.74 [5]<br>(0:13.12) | 0:27.62 [6]<br>(0:13.66) | 0:13.96 [9]<br>(0:13.96) |  |  |  |  |  |
| Average Speed [km/h]   | 51.3                     | 67.5                     | 64.7                     | 60.4                     | 57.7                     | 55.5                     | 53.2                     | 51.6                     |  |  |  |  |  |
| Top Speed [km/h]       | 70.0                     | 68.9                     | 66.1                     | 62.2                     | 59.0                     | 57.5                     | 54.8                     | 52.4                     |  |  |  |  |  |
| Avg. Dist. to Rail [m] | 2.3                      | 2.5                      | 3.5                      | 3.2                      | 2.3                      | 1.8                      | 3.2                      | 2.4                      |  |  |  |  |  |
| Avg. Stride Freq. [Hz] | 2.3                      | 2.4                      | 2.3                      | 2.3                      | 2.2                      | 2.2                      | 2.2                      | 2.2                      |  |  |  |  |  |
| Avg. Stride Length [m] | 7.2                      | 7.8                      | 7.7                      | 7.4                      | 7.2                      | 6.9                      | 6.7                      | 6.6                      |  |  |  |  |  |



- [ ] Ranking at each section and finish
- .-.- No data available at this section
- NA No data available



|                                |                 |
|--------------------------------|-----------------|
| Horse/Jockey Name              | Extol           |
| Final Rank                     | 9               |
| Fastest Section Time (Section) | 0:10.67 (1400m) |
| Top Speed [km/h] (Section)     | 70.5 (Overall)  |
| Race State                     | Finished        |



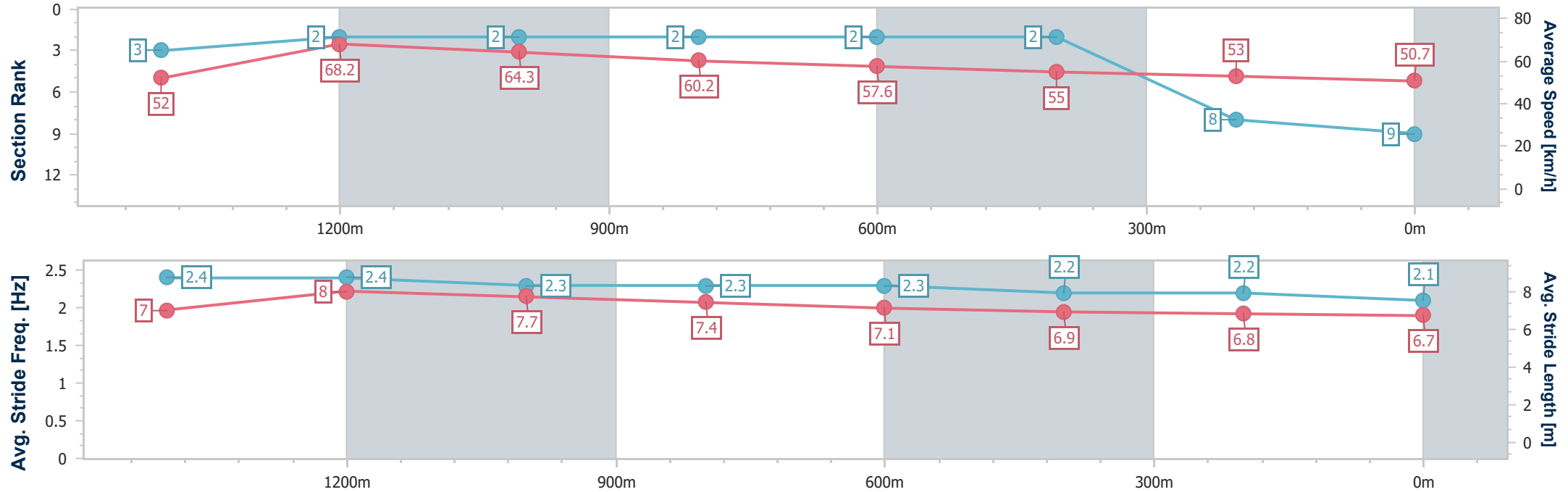
ToowoombaProfessional  
Race 4: PROVINCIAL DISTRIBUTORS BENCHMARK 55  
Handicap - 1625m



06 December 2025 - 19:16

Track Rating: Good 4, Weather: Fine, Rail Position: 4 metres Entire Course.

| Section                | Overall                  | 1400m                    | 1200m                    | 1000m                    | 800m                     | 600m                     | 400m                     | 200m                     |  |  |  |  |  |
|------------------------|--------------------------|--------------------------|--------------------------|--------------------------|--------------------------|--------------------------|--------------------------|--------------------------|--|--|--|--|--|
| Section Times          | 1:43.35 [9]<br>(0:15.72) | 1:27.63 [3]<br>(0:10.67) | 1:16.96 [2]<br>(0:11.21) | 1:05.75 [2]<br>(0:12.03) | 0:53.72 [2]<br>(0:12.54) | 0:41.18 [2]<br>(0:13.22) | 0:27.96 [2]<br>(0:13.72) | 0:14.24 [8]<br>(0:14.24) |  |  |  |  |  |
| Average Speed [km/h]   | 52.0                     | 68.2                     | 64.3                     | 60.2                     | 57.6                     | 55.0                     | 53.0                     | 50.7                     |  |  |  |  |  |
| Top Speed [km/h]       | 70.5                     | 69.8                     | 66.2                     | 61.6                     | 59.3                     | 56.9                     | 53.3                     | 51.7                     |  |  |  |  |  |
| Avg. Dist. to Rail [m] | 5.8                      | 2.1                      | 0.7                      | 0.8                      | 1.7                      | 1.8                      | 2.3                      | 0.4                      |  |  |  |  |  |
| Avg. Stride Freq. [Hz] | 2.4                      | 2.4                      | 2.3                      | 2.3                      | 2.3                      | 2.2                      | 2.2                      | 2.1                      |  |  |  |  |  |
| Avg. Stride Length [m] | 7.0                      | 8.0                      | 7.7                      | 7.4                      | 7.1                      | 6.9                      | 6.8                      | 6.7                      |  |  |  |  |  |



- [ ] Ranking at each section and finish
- .-.- No data available at this section
- NA No data available



# Toowoomba Professional

## Race 5: RACING NATION ON POWER FM Maiden Plate - 1200m

06 December 2025 - 19:49



Track Rating: Good 4, Weather: Fine, Rail Position: 4 metres Entire Course.

| Section     |     | Overall              |         |                     |                    | 1000m                | 800m                 | 600m                 | 400m                 | 200m                 | Last 600m   |                           |         |
|-------------|-----|----------------------|---------|---------------------|--------------------|----------------------|----------------------|----------------------|----------------------|----------------------|-------------|---------------------------|---------|
| Field Times |     | 1:13.13<br>(0:14.17) |         |                     |                    | 0:58.96<br>(0:11.12) | 0:47.84<br>(0:11.61) | 0:36.23<br>(0:11.89) | 0:24.34<br>(0:12.27) | 0:12.07<br>(0:12.07) | 0:36.23     |                           |         |
| Rank        | TAB | Horse/Jockey         | Barrier | Top Speed<br>[km/h] | Fastest<br>Section |                      |                      |                      |                      |                      | Margin      | Distance<br>Travelled [m] |         |
| 1           | 4   | JEDIAH               | 2       | 66.2                | 0:11.21            | 1:13.13 [1]          | 0:58.28 [6]          | 0:47.07 [6]          | 0:35.59 [6]          | 0:23.88 [4]          | 0:11.88 [2] | 1:13.13                   | 0:35.59 |
|             |     | Paul Hamblin         |         | Overall             | 1000m              | (0:14.85)            | (0:11.21)            | (0:11.48)            | (0:11.71)            | (0:12.00)            | (0:11.88)   |                           |         |
| 2           | 12  | LIFT'N'MEHIGHER      | 1       | 66.2                | 0:11.30            | 1:13.21 [2]          | 0:59.04 [1]          | 0:47.74 [3]          | 0:36.13 [3]          | 0:24.19 [2]          | 0:12.15 [1] | 0.49L                     | 0:36.13 |
|             |     | Brooke Stower        |         | 1000m               | 1000m              | (0:14.17)            | (0:11.30)            | (0:11.61)            | (0:11.94)            | (0:12.04)            | (0:12.15)   |                           | -2      |
| 3           | 10  | TOP LEVEL            | 3       | 66.5                | 0:11.34            | 1:13.44 [3]          | 0:58.36 [8]          | 0:47.02 [8]          | 0:35.51 [9]          | 0:23.98 [7]          | 0:11.85 [5] | 1.83L                     | 0:35.51 |
|             |     | Kenji Yoshida        |         | Overall             | 1000m              | (0:15.08)            | (0:11.34)            | (0:11.51)            | (0:11.53)            | (0:12.13)            | (0:11.85)   |                           | -1      |
| 4           | 1   | ATTACK FORCE         | 8       | 65.6                | 0:11.38            | 1:13.86 [4]          | 0:59.07 [5]          | 0:47.69 [7]          | 0:36.13 [7]          | 0:24.26 [8]          | 0:12.23 [6] | 4.33L                     | 0:36.13 |
|             |     | Adin Thompson        |         | Overall             | 1000m              | (0:14.79)            | (0:11.38)            | (0:11.56)            | (0:11.87)            | (0:12.03)            | (0:12.23)   |                           | +4      |
| 5           | 6   | PRINCE OF SYNERGY    | 7       | 65.8                | 0:11.20            | 1:14.07 [5]          | 0:58.70 [9]          | 0:47.50 [9]          | 0:36.14 [8]          | 0:24.34 [9]          | 0:12.21 [8] | 5.52L                     | 0:36.14 |
|             |     | Hannah Richardson    |         | 1000m               | 1000m              | (0:15.37)            | (0:11.20)            | (0:11.36)            | (0:11.80)            | (0:12.13)            | (0:12.21)   |                           | -2      |
| 6           | 7   | SOUTHAMPTON NICCO    | 5       | 68.7                | 0:11.04            | 1:14.77 [6]          | 1:00.52 [2]          | 0:49.48 [1]          | 0:37.87 [1]          | 0:25.98 [1]          | 0:13.37 [3] | 9.67L                     | 0:37.87 |
|             |     | Colleen Krahn        |         | Overall             | 1000m              | (0:14.25)            | (0:11.04)            | (0:11.61)            | (0:11.89)            | (0:12.61)            | (0:13.37)   |                           | -1      |
| 7           | 2   | HIDEYOSHI            | 6       | 66.6                | 0:11.11            | 1:14.80 [7]          | 1:00.46 [3]          | 0:49.35 [2]          | 0:37.83 [2]          | 0:25.74 [3]          | 0:13.31 [4] | 9.81L                     | 0:37.83 |
|             |     | Jasper Franklin      |         | 1000m               | 1000m              | (0:14.34)            | (0:11.11)            | (0:11.52)            | (0:12.09)            | (0:12.43)            | (0:13.31)   |                           | +7      |
| 8           | 3   | INVINCIBLE CHOICE    | 9       | 66.5                | 0:11.16            | 1:14.92 [8]          | 1:00.07 [7]          | 0:48.91 [5]          | 0:37.45 [5]          | 0:25.61 [5]          | 0:13.26 [7] | 10.57L                    | 0:37.45 |
|             |     | Jarrod Woodhouse     |         | Overall             | 1000m              | (0:14.85)            | (0:11.16)            | (0:11.46)            | (0:11.84)            | (0:12.35)            | (0:13.26)   |                           | +0      |
| 9           | 9   | HABERFIELD           | 4       | 66.5                | 0:11.05            | 1:15.48 [9]          | 1:01.02 [4]          | 0:49.97 [4]          | 0:38.40 [4]          | 0:26.17 [6]          | 0:13.38 [9] | 13.86L                    | 0:38.40 |
|             |     | Georgina Cartwright  |         | Overall             | 1000m              | (0:14.46)            | (0:11.05)            | (0:11.57)            | (0:12.23)            | (0:12.79)            | (0:13.38)   |                           | +0      |

Scratched: Fortunate Dragon (#13), Powerful Warrior (#5), Straight Blast (#8), Global Currency (#11)



|                                |                 |
|--------------------------------|-----------------|
| Horse/Jockey Name              | Jediah          |
| Final Rank                     | 1               |
| Fastest Section Time (Section) | 0:11.21 (1000m) |
| Top Speed [km/h] (Section)     | 66.2 (Overall)  |
| Race State                     | Finished        |



ToowoombaProfessional

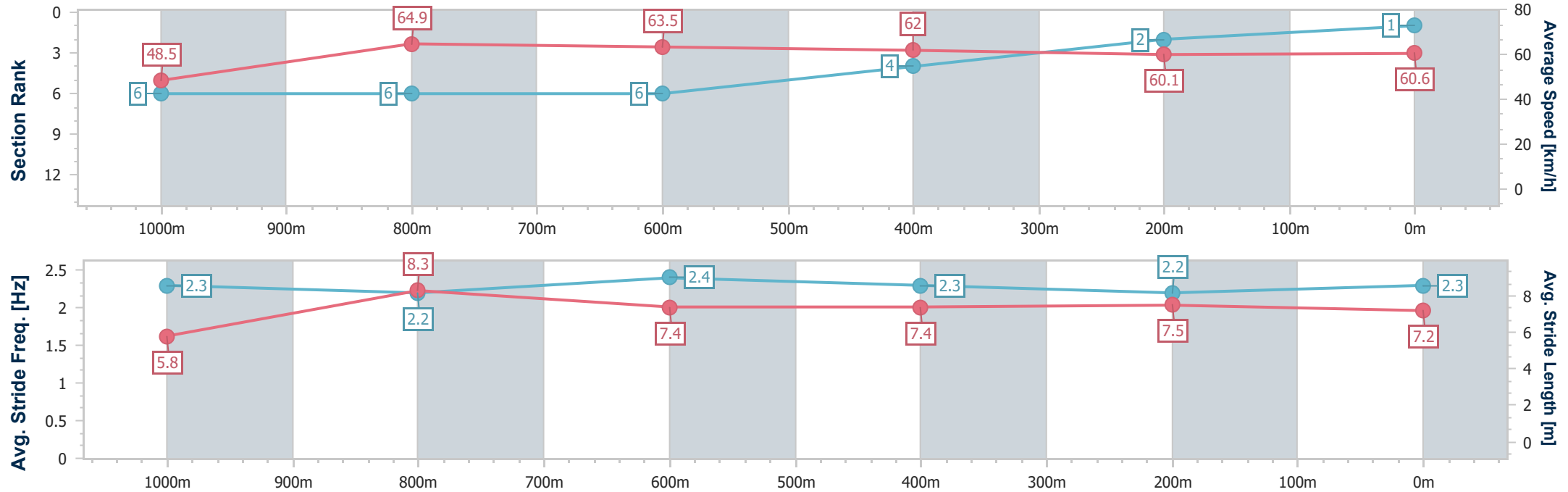
Race 5: RACING NATION ON POWER FM Maiden Plate - 1200m

06 December 2025 - 19:49

Track Rating: Good 4, Weather: Fine, Rail Position: 4 metres Entire Course.



| Section                | Overall                  | 1000m                    | 800m                     | 600m                     | 400m                     | 200m                     |  |  |  |  |  |  |  |  |
|------------------------|--------------------------|--------------------------|--------------------------|--------------------------|--------------------------|--------------------------|--|--|--|--|--|--|--|--|
| Section Times          | 1:13.13 [1]<br>(0:14.85) | 0:58.28 [6]<br>(0:11.21) | 0:47.07 [6]<br>(0:11.48) | 0:35.59 [6]<br>(0:11.71) | 0:23.88 [4]<br>(0:12.00) | 0:11.88 [2]<br>(0:11.88) |  |  |  |  |  |  |  |  |
| Average Speed [km/h]   | 48.5                     | 64.9                     | 63.5                     | 62.0                     | 60.1                     | 60.6                     |  |  |  |  |  |  |  |  |
| Top Speed [km/h]       | 66.2                     | 66.1                     | 65.1                     | 63.6                     | 62.6                     | 61.3                     |  |  |  |  |  |  |  |  |
| Avg. Dist. to Rail [m] | 5.3                      | 3.3                      | 2.9                      | 1.8                      | 1.5                      | 5.8                      |  |  |  |  |  |  |  |  |
| Avg. Stride Freq. [Hz] | 2.3                      | 2.2                      | 2.4                      | 2.3                      | 2.2                      | 2.3                      |  |  |  |  |  |  |  |  |
| Avg. Stride Length [m] | 5.8                      | 8.3                      | 7.4                      | 7.4                      | 7.5                      | 7.2                      |  |  |  |  |  |  |  |  |





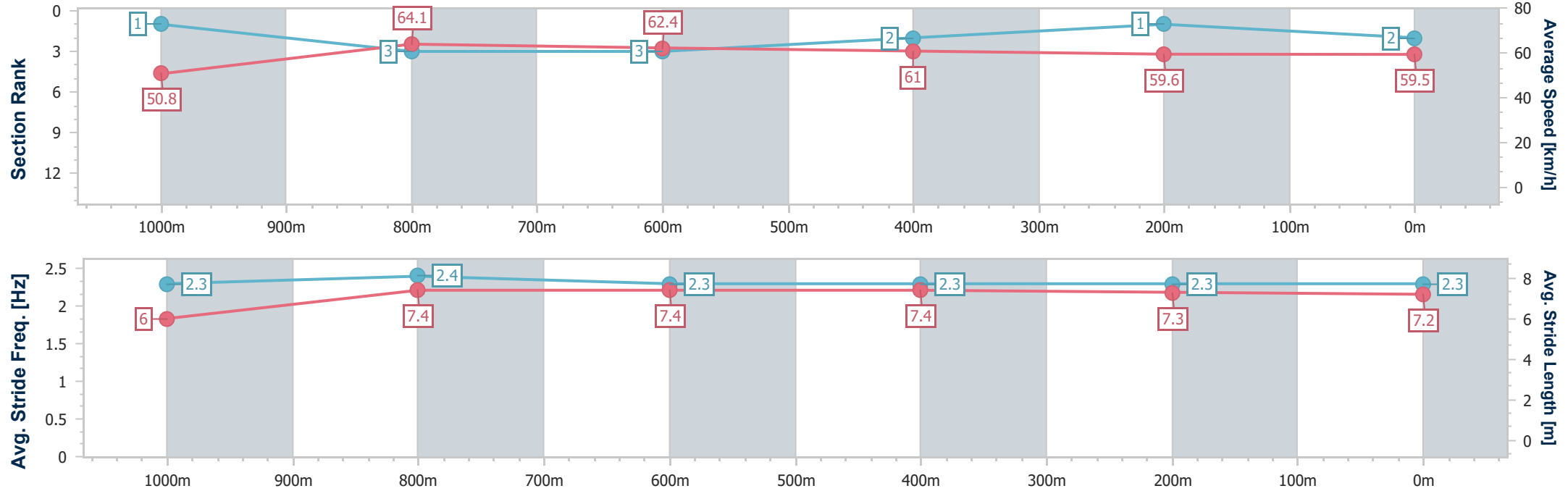
|                                |                 |
|--------------------------------|-----------------|
| Horse/Jockey Name              | Lift'n'mehigher |
| Final Rank                     | 2               |
| Fastest Section Time (Section) | 0:11.30 (1000m) |
| Top Speed [km/h] (Section)     | 66.2 (1000m)    |
| Race State                     | Finished        |



ToowoombaProfessional  
Race 5: RACING NATION ON POWER FM Maiden Plate - 1200m  
06 December 2025 - 19:49  
Track Rating: Good 4, Weather: Fine, Rail Position: 4 metres Entire Course.



| Section                | Overall                  | 1000m                    | 800m                     | 600m                     | 400m                     | 200m                     |  |  |  |  |  |  |  |
|------------------------|--------------------------|--------------------------|--------------------------|--------------------------|--------------------------|--------------------------|--|--|--|--|--|--|--|
| Section Times          | 1:13.21 [2]<br>(0:14.17) | 0:59.04 [1]<br>(0:11.30) | 0:47.74 [3]<br>(0:11.61) | 0:36.13 [3]<br>(0:11.94) | 0:24.19 [2]<br>(0:12.04) | 0:12.15 [1]<br>(0:12.15) |  |  |  |  |  |  |  |
| Average Speed [km/h]   | 50.8                     | 64.1                     | 62.4                     | 61.0                     | 59.6                     | 59.5                     |  |  |  |  |  |  |  |
| Top Speed [km/h]       | 66.2                     | 66.2                     | 63.1                     | 62.4                     | 60.8                     | 59.4                     |  |  |  |  |  |  |  |
| Avg. Dist. to Rail [m] | 2.8                      | 1.3                      | 1.5                      | 2.2                      | 0.5                      | 0.8                      |  |  |  |  |  |  |  |
| Avg. Stride Freq. [Hz] | 2.3                      | 2.4                      | 2.3                      | 2.3                      | 2.3                      | 2.3                      |  |  |  |  |  |  |  |
| Avg. Stride Length [m] | 6.0                      | 7.4                      | 7.4                      | 7.4                      | 7.3                      | 7.2                      |  |  |  |  |  |  |  |





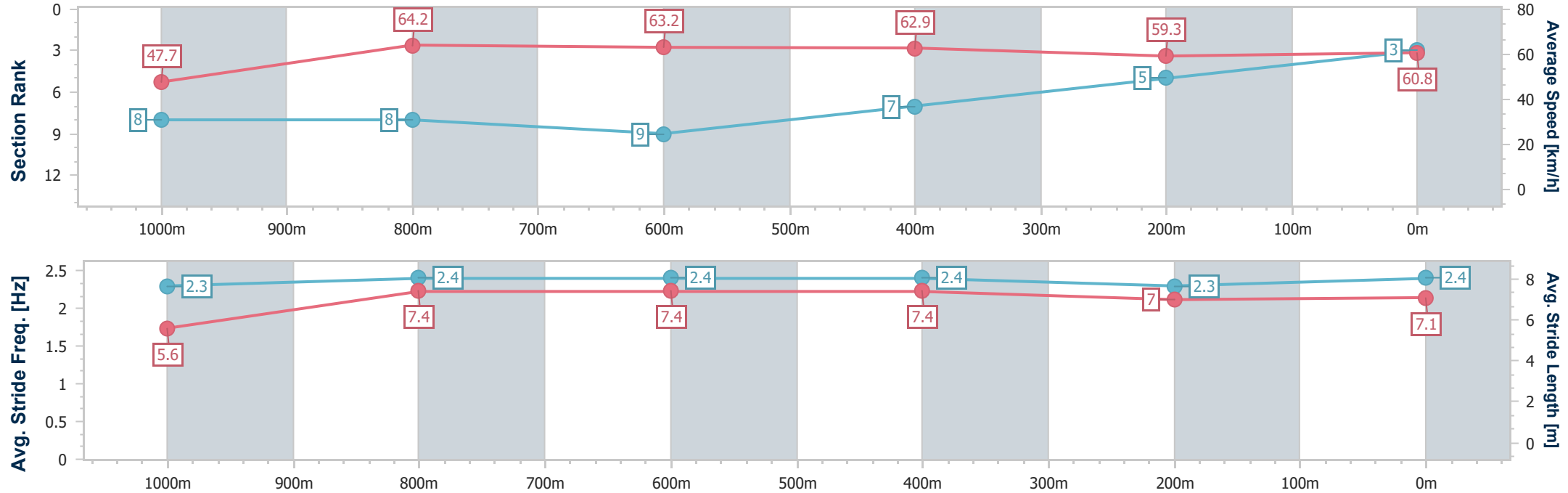
|                                |                 |
|--------------------------------|-----------------|
| Horse/Jockey Name              | Top Level       |
| Final Rank                     | 3               |
| Fastest Section Time (Section) | 0:11.34 (1000m) |
| Top Speed [km/h] (Section)     | 66.5 (Overall)  |
| Race State                     | Finished        |



ToowoombaProfessional  
Race 5: RACING NATION ON POWER FM Maiden Plate - 1200m  
06 December 2025 - 19:49  
Track Rating: Good 4, Weather: Fine, Rail Position: 4 metres Entire Course.



| Section                | Overall                  | 1000m                    | 800m                     | 600m                     | 400m                     | 200m                     |  |  |  |  |  |  |  |  |
|------------------------|--------------------------|--------------------------|--------------------------|--------------------------|--------------------------|--------------------------|--|--|--|--|--|--|--|--|
| Section Times          | 1:13.44 [3]<br>(0:15.08) | 0:58.36 [8]<br>(0:11.34) | 0:47.02 [8]<br>(0:11.51) | 0:35.51 [9]<br>(0:11.53) | 0:23.98 [7]<br>(0:12.13) | 0:11.85 [5]<br>(0:11.85) |  |  |  |  |  |  |  |  |
| Average Speed [km/h]   | 47.7                     | 64.2                     | 63.2                     | 62.9                     | 59.3                     | 60.8                     |  |  |  |  |  |  |  |  |
| Top Speed [km/h]       | 66.5                     | 65.7                     | 64.1                     | 64.1                     | 62.3                     | 61.3                     |  |  |  |  |  |  |  |  |
| Avg. Dist. to Rail [m] | 4.6                      | 2.4                      | 3.3                      | 1.7                      | 0.7                      | 0.8                      |  |  |  |  |  |  |  |  |
| Avg. Stride Freq. [Hz] | 2.3                      | 2.4                      | 2.4                      | 2.4                      | 2.3                      | 2.4                      |  |  |  |  |  |  |  |  |
| Avg. Stride Length [m] | 5.6                      | 7.4                      | 7.4                      | 7.4                      | 7.0                      | 7.1                      |  |  |  |  |  |  |  |  |



- [ ] Ranking at each section and finish
- .-.- No data available at this section
- NA No data available





|                                |                 |
|--------------------------------|-----------------|
| Horse/Jockey Name              | Attack Force    |
| Final Rank                     | 4               |
| Fastest Section Time (Section) | 0:11.38 (1000m) |
| Top Speed [km/h] (Section)     | 65.6 (Overall)  |
| Race State                     | Finished        |



ToowoombaProfessional

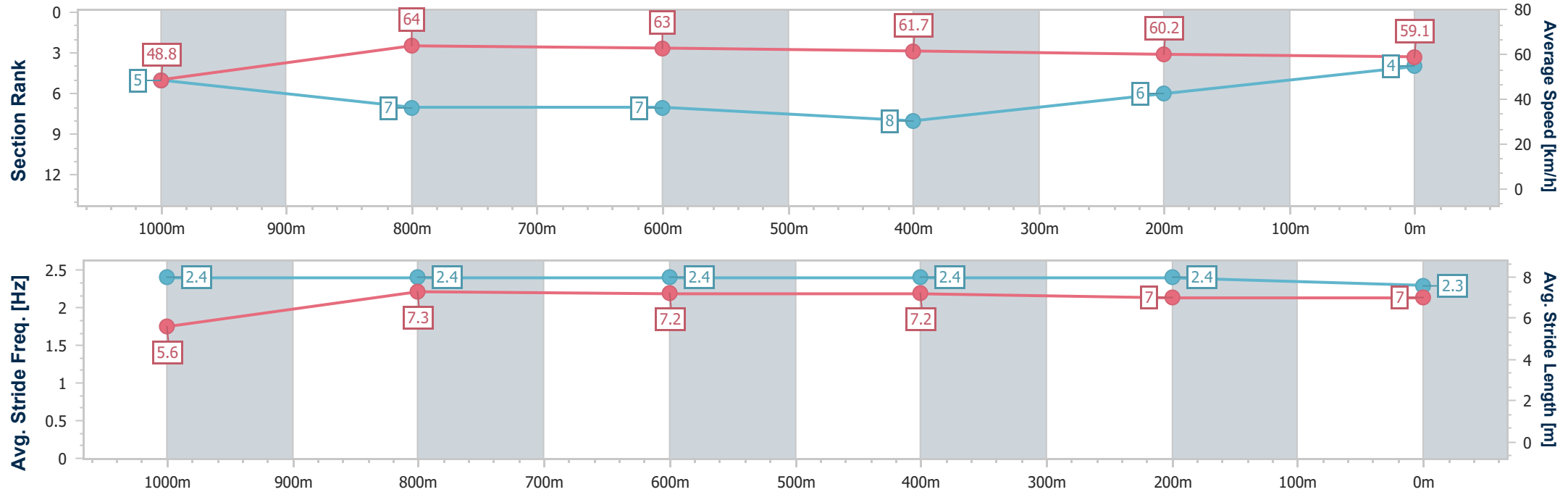
Race 5: RACING NATION ON POWER FM Maiden Plate - 1200m

06 December 2025 - 19:49

Track Rating: Good 4, Weather: Fine, Rail Position: 4 metres Entire Course.



| Section                | Overall                  | 1000m                    | 800m                     | 600m                     | 400m                     | 200m                     |  |  |  |  |  |  |  |
|------------------------|--------------------------|--------------------------|--------------------------|--------------------------|--------------------------|--------------------------|--|--|--|--|--|--|--|
| Section Times          | 1:13.86 [4]<br>(0:14.79) | 0:59.07 [5]<br>(0:11.38) | 0:47.69 [7]<br>(0:11.56) | 0:36.13 [7]<br>(0:11.87) | 0:24.26 [8]<br>(0:12.03) | 0:12.23 [6]<br>(0:12.23) |  |  |  |  |  |  |  |
| Average Speed [km/h]   | 48.8                     | 64.0                     | 63.0                     | 61.7                     | 60.2                     | 59.1                     |  |  |  |  |  |  |  |
| Top Speed [km/h]       | 65.6                     | 65.1                     | 63.9                     | 62.8                     | 62.5                     | 59.3                     |  |  |  |  |  |  |  |
| Avg. Dist. to Rail [m] | 6.5                      | 3.1                      | 4.0                      | 3.4                      | 3.0                      | 4.6                      |  |  |  |  |  |  |  |
| Avg. Stride Freq. [Hz] | 2.4                      | 2.4                      | 2.4                      | 2.4                      | 2.4                      | 2.3                      |  |  |  |  |  |  |  |
| Avg. Stride Length [m] | 5.6                      | 7.3                      | 7.2                      | 7.2                      | 7.0                      | 7.0                      |  |  |  |  |  |  |  |



- [ ] Ranking at each section and finish
- .-.- No data available at this section
- NA No data available



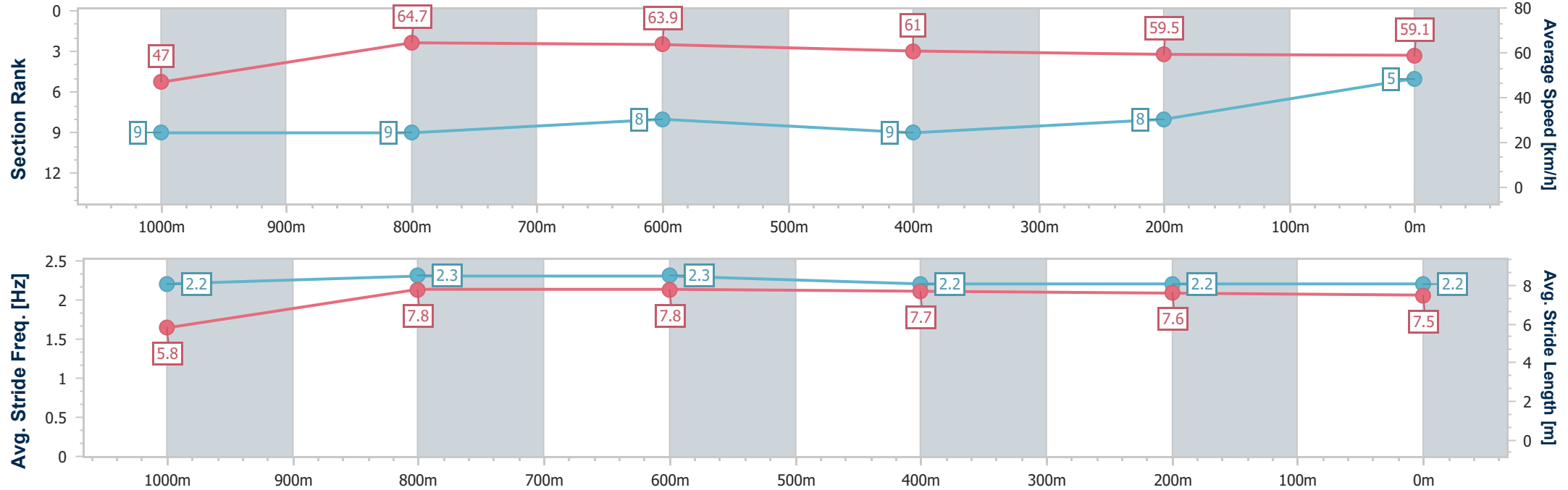
|                                |                   |
|--------------------------------|-------------------|
| Horse/Jockey Name              | Prince Of Synergy |
| Final Rank                     | 5                 |
| Fastest Section Time (Section) | 0:11.20 (1000m)   |
| Top Speed [km/h] (Section)     | 65.8 (1000m)      |
| Race State                     | Finished          |



ToowoombaProfessional  
Race 5: RACING NATION ON POWER FM Maiden Plate - 1200m  
06 December 2025 - 19:49  
Track Rating: Good 4, Weather: Fine, Rail Position: 4 metres Entire Course.



| Section                | Overall                  | 1000m                    | 800m                     | 600m                     | 400m                     | 200m                     |  |  |  |  |  |  |  |
|------------------------|--------------------------|--------------------------|--------------------------|--------------------------|--------------------------|--------------------------|--|--|--|--|--|--|--|
| Section Times          | 1:14.07 [5]<br>(0:15.37) | 0:58.70 [9]<br>(0:11.20) | 0:47.50 [9]<br>(0:11.36) | 0:36.14 [8]<br>(0:11.80) | 0:24.34 [9]<br>(0:12.13) | 0:12.21 [8]<br>(0:12.21) |  |  |  |  |  |  |  |
| Average Speed [km/h]   | 47.0                     | 64.7                     | 63.9                     | 61.0                     | 59.5                     | 59.1                     |  |  |  |  |  |  |  |
| Top Speed [km/h]       | 65.5                     | 65.8                     | 65.1                     | 63.8                     | 60.5                     | 59.4                     |  |  |  |  |  |  |  |
| Avg. Dist. to Rail [m] | 6.8                      | 2.7                      | 2.2                      | 1.1                      | 1.3                      | 1.0                      |  |  |  |  |  |  |  |
| Avg. Stride Freq. [Hz] | 2.2                      | 2.3                      | 2.3                      | 2.2                      | 2.2                      | 2.2                      |  |  |  |  |  |  |  |
| Avg. Stride Length [m] | 5.8                      | 7.8                      | 7.8                      | 7.7                      | 7.6                      | 7.5                      |  |  |  |  |  |  |  |





|                                |                   |
|--------------------------------|-------------------|
| Horse/Jockey Name              | Southampton Nicco |
| Final Rank                     | 6                 |
| Fastest Section Time (Section) | 0:11.04 (1000m)   |
| Top Speed [km/h] (Section)     | 68.7 (Overall)    |
| Race State                     | Finished          |



ToowoombaProfessional

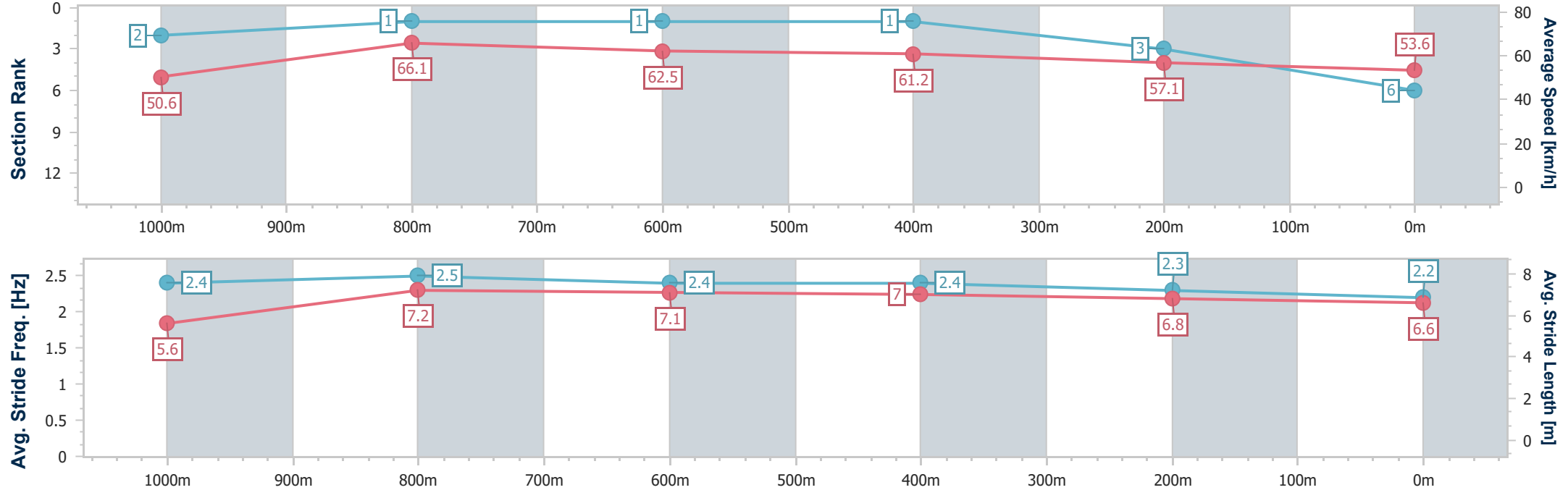
Race 5: RACING NATION ON POWER FM Maiden Plate - 1200m

06 December 2025 - 19:49

Track Rating: Good 4, Weather: Fine, Rail Position: 4 metres Entire Course.



| Section                | Overall                  | 1000m                    | 800m                     | 600m                     | 400m                     | 200m                     |  |  |  |  |  |  |  |  |
|------------------------|--------------------------|--------------------------|--------------------------|--------------------------|--------------------------|--------------------------|--|--|--|--|--|--|--|--|
| Section Times          | 1:14.77 [6]<br>(0:14.25) | 1:00.52 [2]<br>(0:11.04) | 0:49.48 [1]<br>(0:11.61) | 0:37.87 [1]<br>(0:11.89) | 0:25.98 [1]<br>(0:12.61) | 0:13.37 [3]<br>(0:13.37) |  |  |  |  |  |  |  |  |
| Average Speed [km/h]   | 50.6                     | 66.1                     | 62.5                     | 61.2                     | 57.1                     | 53.6                     |  |  |  |  |  |  |  |  |
| Top Speed [km/h]       | 68.7                     | 68.3                     | 63.8                     | 62.3                     | 58.9                     | 55.5                     |  |  |  |  |  |  |  |  |
| Avg. Dist. to Rail [m] | 8.4                      | 4.1                      | 2.9                      | 2.5                      | 0.2                      | 0.3                      |  |  |  |  |  |  |  |  |
| Avg. Stride Freq. [Hz] | 2.4                      | 2.5                      | 2.4                      | 2.4                      | 2.3                      | 2.2                      |  |  |  |  |  |  |  |  |
| Avg. Stride Length [m] | 5.6                      | 7.2                      | 7.1                      | 7.0                      | 6.8                      | 6.6                      |  |  |  |  |  |  |  |  |





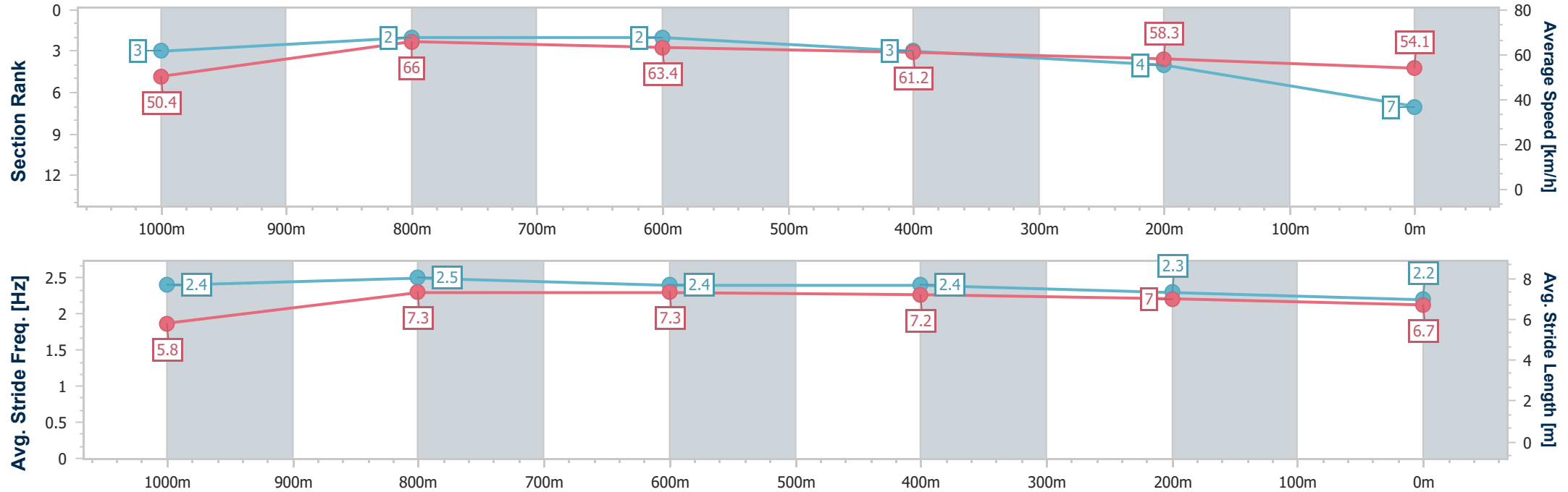
|                                |                 |
|--------------------------------|-----------------|
| Horse/Jockey Name              | Hideyoshi       |
| Final Rank                     | 7               |
| Fastest Section Time (Section) | 0:11.11 (1000m) |
| Top Speed [km/h] (Section)     | 66.6 (1000m)    |
| Race State                     | Finished        |



ToowoombaProfessional  
Race 5: RACING NATION ON POWER FM Maiden Plate - 1200m  
06 December 2025 - 19:49  
Track Rating: Good 4, Weather: Fine, Rail Position: 4 metres Entire Course.



| Section                | Overall                  | 1000m                    | 800m                     | 600m                     | 400m                     | 200m                     |  |  |  |  |  |  |  |
|------------------------|--------------------------|--------------------------|--------------------------|--------------------------|--------------------------|--------------------------|--|--|--|--|--|--|--|
| Section Times          | 1:14.80 [7]<br>(0:14.34) | 1:00.46 [3]<br>(0:11.11) | 0:49.35 [2]<br>(0:11.52) | 0:37.83 [2]<br>(0:12.09) | 0:25.74 [3]<br>(0:12.43) | 0:13.31 [4]<br>(0:13.31) |  |  |  |  |  |  |  |
| Average Speed [km/h]   | 50.4                     | 66.0                     | 63.4                     | 61.2                     | 58.3                     | 54.1                     |  |  |  |  |  |  |  |
| Top Speed [km/h]       | 66.1                     | 66.6                     | 64.9                     | 63.0                     | 60.6                     | 56.1                     |  |  |  |  |  |  |  |
| Avg. Dist. to Rail [m] | 8.0                      | 4.8                      | 5.0                      | 5.2                      | 2.1                      | 3.0                      |  |  |  |  |  |  |  |
| Avg. Stride Freq. [Hz] | 2.4                      | 2.5                      | 2.4                      | 2.4                      | 2.3                      | 2.2                      |  |  |  |  |  |  |  |
| Avg. Stride Length [m] | 5.8                      | 7.3                      | 7.3                      | 7.2                      | 7.0                      | 6.7                      |  |  |  |  |  |  |  |



[ ] Ranking at each section and finish  
- - - - No data available at this section  
NA No data available



|                                |                   |
|--------------------------------|-------------------|
| Horse/Jockey Name              | Invincible Choice |
| Final Rank                     | 8                 |
| Fastest Section Time (Section) | 0:11.16 (1000m)   |
| Top Speed [km/h] (Section)     | 66.5 (Overall)    |
| Race State                     | Finished          |



ToowoombaProfessional

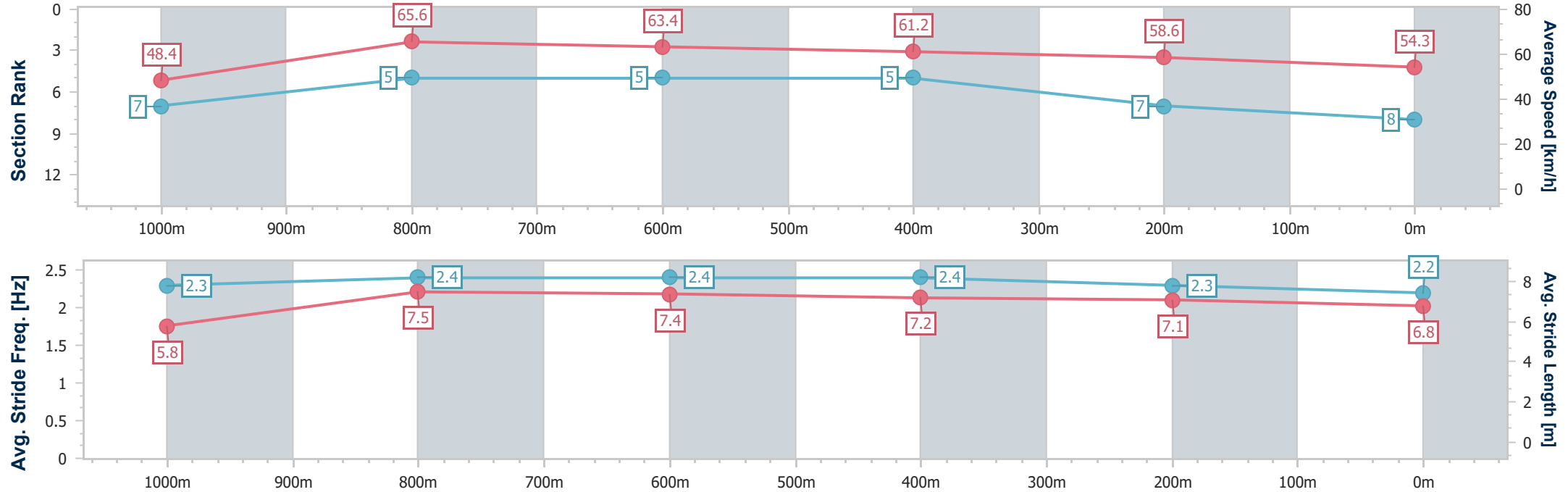
Race 5: RACING NATION ON POWER FM Maiden Plate - 1200m

06 December 2025 - 19:49

Track Rating: Good 4, Weather: Fine, Rail Position: 4 metres Entire Course.



| Section                | Overall                  | 1000m                    | 800m                     | 600m                     | 400m                     | 200m                     |  |  |  |  |  |  |  |
|------------------------|--------------------------|--------------------------|--------------------------|--------------------------|--------------------------|--------------------------|--|--|--|--|--|--|--|
| Section Times          | 1:14.92 [8]<br>(0:14.85) | 1:00.07 [7]<br>(0:11.16) | 0:48.91 [5]<br>(0:11.46) | 0:37.45 [5]<br>(0:11.84) | 0:25.61 [5]<br>(0:12.35) | 0:13.26 [7]<br>(0:13.26) |  |  |  |  |  |  |  |
| Average Speed [km/h]   | 48.4                     | 65.6                     | 63.4                     | 61.2                     | 58.6                     | 54.3                     |  |  |  |  |  |  |  |
| Top Speed [km/h]       | 66.5                     | 66.5                     | 64.5                     | 62.9                     | 59.5                     | 56.4                     |  |  |  |  |  |  |  |
| Avg. Dist. to Rail [m] | 6.6                      | 3.8                      | 2.4                      | 1.6                      | 1.9                      | 2.8                      |  |  |  |  |  |  |  |
| Avg. Stride Freq. [Hz] | 2.3                      | 2.4                      | 2.4                      | 2.4                      | 2.3                      | 2.2                      |  |  |  |  |  |  |  |
| Avg. Stride Length [m] | 5.8                      | 7.5                      | 7.4                      | 7.2                      | 7.1                      | 6.8                      |  |  |  |  |  |  |  |





|                                |                 |
|--------------------------------|-----------------|
| Horse/Jockey Name              | Haberfield      |
| Final Rank                     | 9               |
| Fastest Section Time (Section) | 0:11.05 (1000m) |
| Top Speed [km/h] (Section)     | 66.5 (Overall)  |
| Race State                     | Finished        |



ToowoombaProfessional

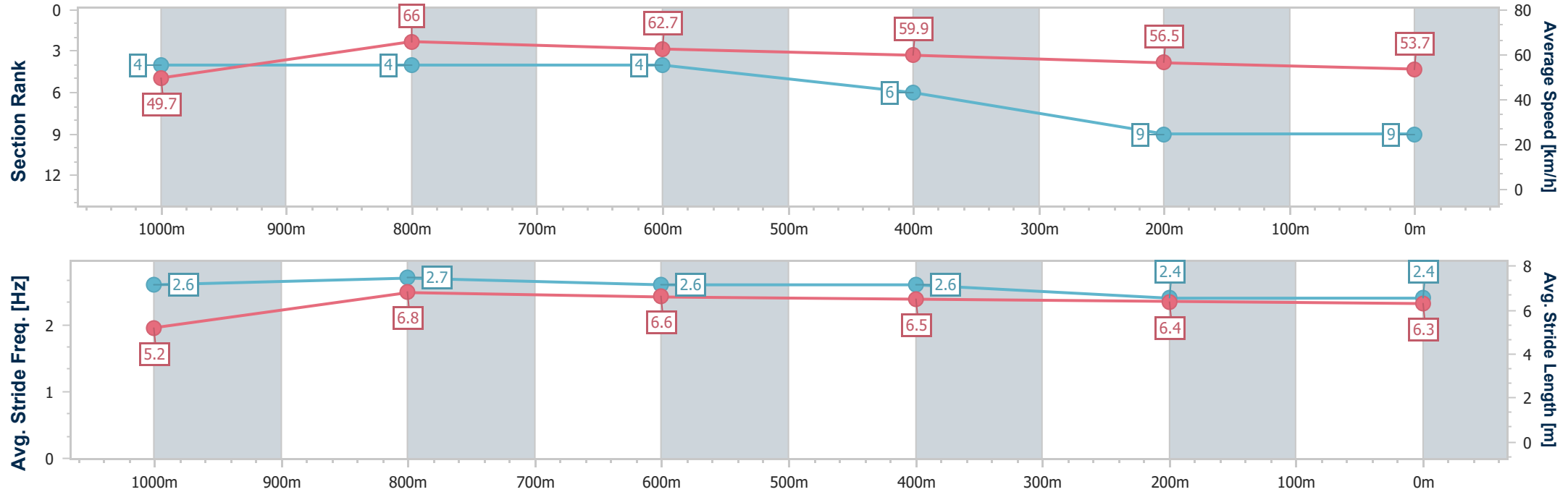
Race 5: RACING NATION ON POWER FM Maiden Plate - 1200m

06 December 2025 - 19:49

Track Rating: Good 4, Weather: Fine, Rail Position: 4 metres Entire Course.



| Section                | Overall                  | 1000m                    | 800m                     | 600m                     | 400m                     | 200m                     |  |  |  |  |  |  |  |
|------------------------|--------------------------|--------------------------|--------------------------|--------------------------|--------------------------|--------------------------|--|--|--|--|--|--|--|
| Section Times          | 1:15.48 [9]<br>(0:14.46) | 1:01.02 [4]<br>(0:11.05) | 0:49.97 [4]<br>(0:11.57) | 0:38.40 [4]<br>(0:12.23) | 0:26.17 [6]<br>(0:12.79) | 0:13.38 [9]<br>(0:13.38) |  |  |  |  |  |  |  |
| Average Speed [km/h]   | 49.7                     | 66.0                     | 62.7                     | 59.9                     | 56.5                     | 53.7                     |  |  |  |  |  |  |  |
| Top Speed [km/h]       | 66.5                     | 66.3                     | 65.8                     | 61.7                     | 58.7                     | 54.8                     |  |  |  |  |  |  |  |
| Avg. Dist. to Rail [m] | 4.5                      | 2.5                      | 3.8                      | 3.4                      | 1.2                      | 2.7                      |  |  |  |  |  |  |  |
| Avg. Stride Freq. [Hz] | 2.6                      | 2.7                      | 2.6                      | 2.6                      | 2.4                      | 2.4                      |  |  |  |  |  |  |  |
| Avg. Stride Length [m] | 5.2                      | 6.8                      | 6.6                      | 6.5                      | 6.4                      | 6.3                      |  |  |  |  |  |  |  |





**Toowoomba Professional**  
**Race 6: CARPET ONE TOOWOOMBA BENCHMARK 68 Handicap - 1890m**  
**06 December 2025 - 20:21**



Track Rating: Good 4, Weather: Fine, Rail Position: 4 metres Entire Course.

| Section     |     |                    |         |                     |                    | Overall              | 1600m                | 1400m                | 1200m                | 1000m                | 800m                 | 600m                 | Last 600m |                           |
|-------------|-----|--------------------|---------|---------------------|--------------------|----------------------|----------------------|----------------------|----------------------|----------------------|----------------------|----------------------|-----------|---------------------------|
| Field Times |     |                    |         |                     |                    | 2:01.35<br>(0:23.43) | 1:37.92<br>(0:11.68) | 1:26.24<br>(0:12.42) | 1:13.82<br>(0:12.51) | 1:01.31<br>(0:12.65) | 0:48.66<br>(0:12.33) | 0:36.33<br>(0:12.40) | 0:36.33   |                           |
| Rank        | TAB | Horse/Jockey       | Barrier | Top Speed<br>[km/h] | Fastest<br>Section |                      |                      |                      |                      |                      |                      |                      |           | Distance<br>Travelled [m] |
| 1           | 5   | WOWIT'S WILLYWONKA | 1       | 63.2                | 0:11.68            | 2:01.35 [1]          | 1:37.92 [1]          | 1:26.24 [1]          | 1:13.82 [1]          | 1:01.31 [1]          | 0:48.66 [1]          | 0:36.33 [1]          | 0:36.33   |                           |
|             |     | Jasper Franklin    |         | 1600m               | 1600m              | (0:23.43)            | (0:11.68)            | (0:12.42)            | (0:12.51)            | (0:12.65)            | (0:12.33)            | (0:12.43)            |           |                           |
| 2           | 8   | SUPER FAIR         | 4       | 63.2                | 0:11.60            | 2:01.44 [2]          | 1:37.36 [7]          | 1:25.49 [7]          | 1:13.03 [8]          | 1:00.28 [8]          | 0:47.90 [7]          | 0:35.72 [7]          | 0:35.72   | +0                        |
|             |     | Montana Philpot    |         | 1600m               | 200m               | (0:24.08)            | (0:11.87)            | (0:12.46)            | (0:12.75)            | (0:12.38)            | (0:12.18)            | (0:12.05)            |           |                           |
| 3           | 6   | MEDICAL AUTOCRAT   | 2       | 63.6                | 0:11.75            | 2:01.65 [3]          | 1:37.70 [6]          | 1:25.95 [5]          | 1:13.75 [3]          | 1:01.10 [4]          | 0:48.50 [4]          | 0:36.20 [4]          | 0:36.20   | -4                        |
|             |     | Kelsey Lenton      |         | 1600m               | 1600m              | (0:23.95)            | (0:11.75)            | (0:12.20)            | (0:12.65)            | (0:12.60)            | (0:12.30)            | (0:12.23)            |           |                           |
| 4           | 2   | BAYERISCHE         | 3       | 63.4                | 0:11.72            | 2:01.87 [4]          | 1:38.43 [2]          | 1:26.71 [2]          | 1:14.24 [2]          | 1:01.72 [2]          | 0:49.06 [2]          | 0:36.82 [2]          | 0:36.82   | +6                        |
|             |     | Jake Molloy        |         | 1600m               | 1600m              | (0:23.44)            | (0:11.72)            | (0:12.47)            | (0:12.52)            | (0:12.66)            | (0:12.24)            | (0:12.37)            |           |                           |
| 5           | 4   | GREY NORTHERN      | 6       | 65.1                | 0:11.82            | 2:02.15 [5]          | 1:38.30 [4]          | 1:26.48 [4]          | 1:14.01 [5]          | 1:01.30 [6]          | 0:48.74 [6]          | 0:36.45 [6]          | 0:36.45   | +10                       |
|             |     | Corey Sutherland   |         | 1600m               | 1600m              | (0:23.85)            | (0:11.82)            | (0:12.47)            | (0:12.71)            | (0:12.56)            | (0:12.29)            | (0:12.28)            |           |                           |
| 6           | 7   | FLYING CELICA      | 8       | 63.1                | 0:11.79            | 2:02.27 [6]          | 1:38.35 [5]          | 1:26.56 [6]          | 1:14.02 [6]          | 1:01.43 [5]          | 0:48.96 [5]          | 0:36.71 [5]          | 0:36.71   | +15                       |
|             |     | Kenji Yoshida      |         | 1400m               | 1600m              | (0:23.92)            | (0:11.79)            | (0:12.54)            | (0:12.59)            | (0:12.47)            | (0:12.25)            | (0:12.20)            |           |                           |
| 7           | 1   | BELLACIAOCIAO      | 7       | 62.4                | 0:11.76            | 2:02.43 [7]          | 1:38.71 [3]          | 1:26.95 [3]          | 1:14.46 [4]          | 1:01.96 [3]          | 0:49.35 [3]          | 0:37.03 [3]          | 0:37.03   | +8                        |
|             |     | Chloe Lowe         |         | 1600m               | 1600m              | (0:23.72)            | (0:11.76)            | (0:12.49)            | (0:12.50)            | (0:12.61)            | (0:12.32)            | (0:12.26)            |           |                           |
| 8           | 3   | START STRUTTING    | 5       | 65.3                | 0:11.44            | 2:03.55 [8]          | 1:38.90 [8]          | 1:27.46 [8]          | 1:15.19 [7]          | 1:02.45 [7]          | 0:49.96 [8]          | 0:37.70 [8]          | 0:37.70   | +9                        |
|             |     | Chelsea Baker      |         | 1600m               | 1600m              | (0:24.65)            | (0:11.44)            | (0:12.27)            | (0:12.74)            | (0:12.49)            | (0:12.26)            | (0:12.11)            |           |                           |



# Toowoomba Professional

## Race 6: CARPET ONE TOOWOOMBA BENCHMARK 68 Handicap - 1890m

06 December 2025 - 20:21



Track Rating: Good 4, Weather: Fine, Rail Position: 4 metres Entire Course.

| Section     |     |                    |         |                     |                    | 400m                 | 200m                 | Last 600m |                           |     |
|-------------|-----|--------------------|---------|---------------------|--------------------|----------------------|----------------------|-----------|---------------------------|-----|
| Field Times |     |                    |         |                     |                    | 0:23.93<br>(0:11.91) | 0:12.02<br>(0:12.02) | 0:36.33   |                           |     |
| Rank        | TAB | Horse/Jockey       | Barrier | Top Speed<br>[km/h] | Fastest<br>Section | Margin               |                      |           | Distance<br>Travelled [m] |     |
| 1           | 5   | WOWIT'S WILLYWONKA | 1       | 63.2                | 0:11.68            | 0:23.90 [2]          | 0:12.02 [1]          | 2:01.35   | 0:36.33                   |     |
|             |     | Jasper Franklin    |         | 1600m               | 1600m              | (0:11.88)            | (0:12.02)            |           |                           |     |
| 2           | 8   | SUPER FAIR         | 4       | 63.2                | 0:11.60            | 0:23.67 [6]          | 0:11.60 [4]          | 0.56L     | 0:35.72                   | +0  |
|             |     | Montana Philpot    |         | 1600m               | 200m               | (0:12.07)            | (0:11.60)            |           |                           |     |
| 3           | 6   | MEDICAL AUTOCRAT   | 2       | 63.6                | 0:11.75            | 0:23.97 [4]          | 0:11.98 [3]          | 1.77L     | 0:36.20                   | -4  |
|             |     | Kelsey Lenton      |         | 1600m               | 1600m              | (0:11.99)            | (0:11.98)            |           |                           |     |
| 4           | 2   | BAYERISCHE         | 3       | 63.4                | 0:11.72            | 0:24.45 [1]          | 0:12.36 [2]          | 3.07L     | 0:36.82                   | +6  |
|             |     | Jake Molloy        |         | 1600m               | 1600m              | (0:12.09)            | (0:12.36)            |           |                           |     |
| 5           | 4   | GREY NORTHERN      | 6       | 65.1                | 0:11.82            | 0:24.17 [8]          | 0:12.17 [7]          | 4.74L     | 0:36.45                   | +10 |
|             |     | Corey Sutherland   |         | 1600m               | 1600m              | (0:12.00)            | (0:12.17)            |           |                           |     |
| 6           | 7   | FLYING CELICA      | 8       | 63.1                | 0:11.79            | 0:24.51 [5]          | 0:12.36 [6]          | 5.41L     | 0:36.71                   | +15 |
|             |     | Kenji Yoshida      |         | 1400m               | 1600m              | (0:12.15)            | (0:12.36)            |           |                           |     |
| 7           | 1   | BELLACIAOCIAO      | 7       | 62.4                | 0:11.76            | 0:24.77 [3]          | 0:12.53 [5]          | 6.38L     | 0:37.03                   | +8  |
|             |     | Chloe Lowe         |         | 1600m               | 1600m              | (0:12.24)            | (0:12.53)            |           |                           |     |
| 8           | 3   | START STRUTTING    | 5       | 65.3                | 0:11.44            | 0:25.59 [7]          | 0:13.33 [8]          | 12.94L    | 0:37.70                   | +9  |
|             |     | Chelsea Baker      |         | 1600m               | 1600m              | (0:12.26)            | (0:13.33)            |           |                           |     |





|                                |                    |
|--------------------------------|--------------------|
| Horse/Jockey Name              | Wowit's Willywonka |
| Final Rank                     | 1                  |
| Fastest Section Time (Section) | 0:11.68 (1600m)    |
| Top Speed [km/h] (Section)     | 63.2 (1600m)       |
| Race State                     | Finished           |



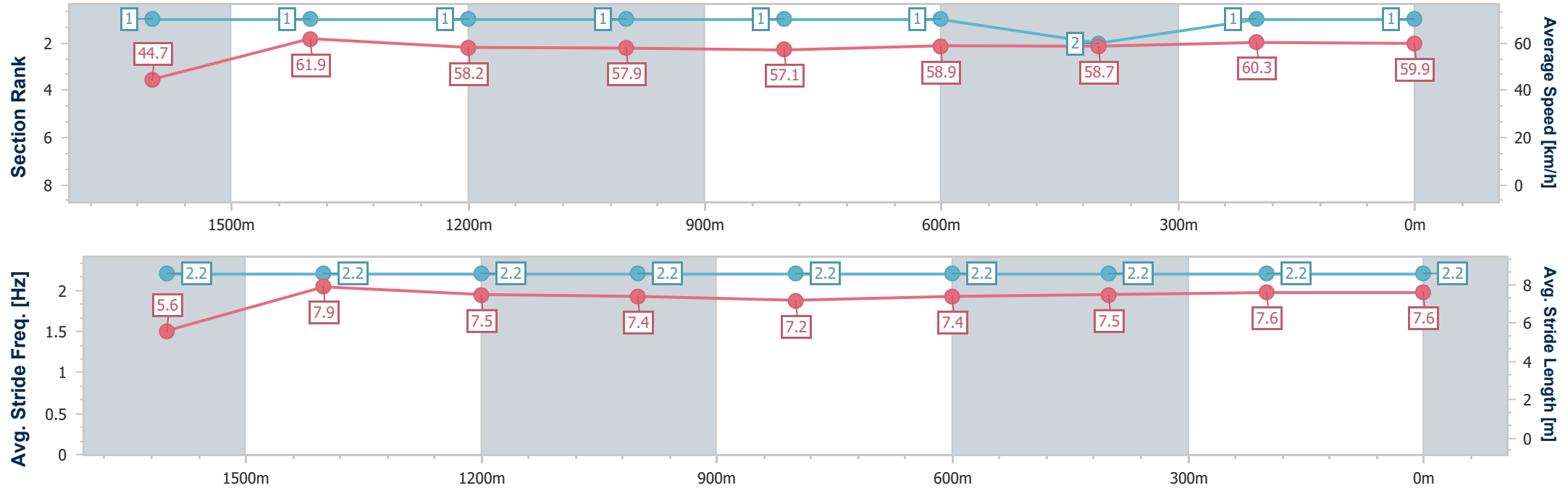
ToowoombaProfessional  
Race 6: CARPET ONE TOOWOOMBA BENCHMARK 68  
Handicap - 1890m



06 December 2025 - 20:21

Track Rating: Good 4, Weather: Fine, Rail Position: 4 metres Entire Course.

| Section                | Overall                  | 1600m                    | 1400m                    | 1200m                    | 1000m                    | 800m                     | 600m                     | 400m                     | 200m                     |  |  |  |  |
|------------------------|--------------------------|--------------------------|--------------------------|--------------------------|--------------------------|--------------------------|--------------------------|--------------------------|--------------------------|--|--|--|--|
| Section Times          | 2:01.35 [1]<br>(0:23.43) | 1:37.92 [1]<br>(0:11.68) | 1:26.24 [1]<br>(0:12.42) | 1:13.82 [1]<br>(0:12.51) | 1:01.31 [1]<br>(0:12.65) | 0:48.66 [1]<br>(0:12.33) | 0:36.33 [1]<br>(0:12.43) | 0:23.90 [2]<br>(0:11.88) | 0:12.02 [1]<br>(0:12.02) |  |  |  |  |
| Average Speed [km/h]   | 44.7                     | 61.9                     | 58.2                     | 57.9                     | 57.1                     | 58.9                     | 58.7                     | 60.3                     | 59.9                     |  |  |  |  |
| Top Speed [km/h]       | 61.3                     | 63.2                     | 62.2                     | 58.7                     | 58.5                     | 60.3                     | 59.8                     | 62.3                     | 60.5                     |  |  |  |  |
| Avg. Dist. to Rail [m] | 3.6                      | 0.6                      | 1.4                      | 2.2                      | 1.9                      | 2.3                      | 2.3                      | 1.0                      | 1.4                      |  |  |  |  |
| Avg. Stride Freq. [Hz] | 2.2                      | 2.2                      | 2.2                      | 2.2                      | 2.2                      | 2.2                      | 2.2                      | 2.2                      | 2.2                      |  |  |  |  |
| Avg. Stride Length [m] | 5.6                      | 7.9                      | 7.5                      | 7.4                      | 7.2                      | 7.4                      | 7.5                      | 7.6                      | 7.6                      |  |  |  |  |



[ ] Ranking at each section and finish  
- - - - No data available at this section  
NA No data available



|                                |                |
|--------------------------------|----------------|
| Horse/Jockey Name              | Super Fair     |
| Final Rank                     | 2              |
| Fastest Section Time (Section) | 0:11.60 (200m) |
| Top Speed [km/h] (Section)     | 63.2 (1600m)   |
| Race State                     | Finished       |



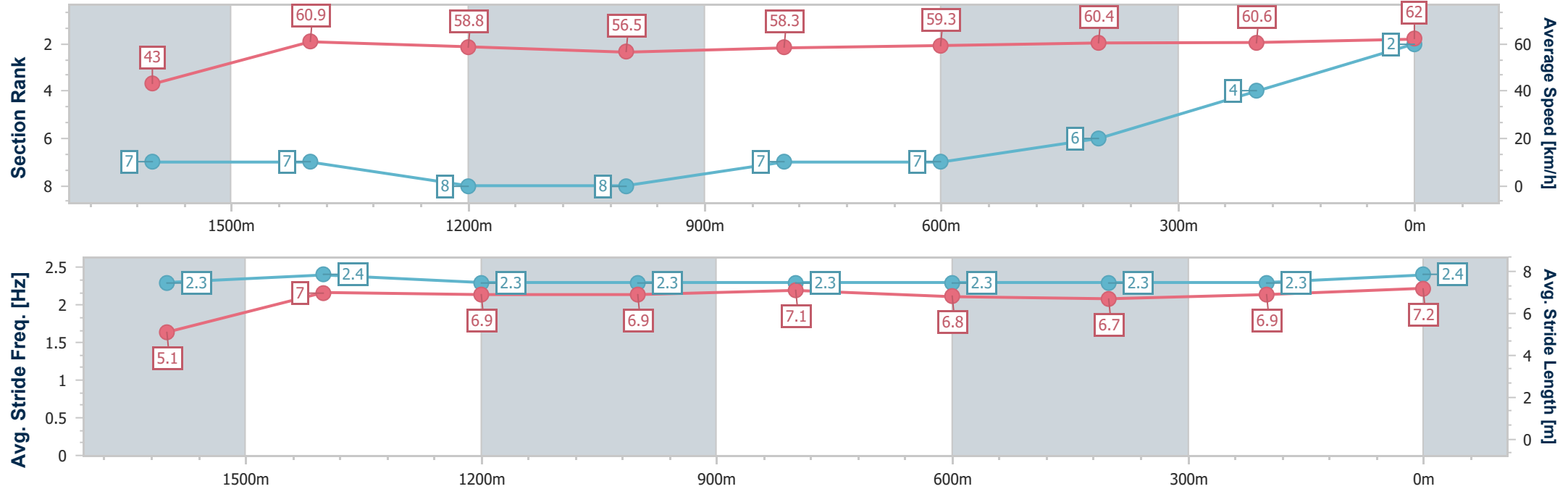
ToowoombaProfessional  
Race 6: CARPET ONE TOOWOOMBA BENCHMARK 68  
Handicap - 1890m



06 December 2025 - 20:21

Track Rating: Good 4, Weather: Fine, Rail Position: 4 metres Entire Course.

| Section                | Overall                  | 1600m                    | 1400m                    | 1200m                    | 1000m                    | 800m                     | 600m                     | 400m                     | 200m                     |  |  |  |  |
|------------------------|--------------------------|--------------------------|--------------------------|--------------------------|--------------------------|--------------------------|--------------------------|--------------------------|--------------------------|--|--|--|--|
| Section Times          | 2:01.44 [2]<br>(0:24.08) | 1:37.36 [7]<br>(0:11.87) | 1:25.49 [7]<br>(0:12.46) | 1:13.03 [8]<br>(0:12.75) | 1:00.28 [8]<br>(0:12.38) | 0:47.90 [7]<br>(0:12.18) | 0:35.72 [7]<br>(0:12.05) | 0:23.67 [6]<br>(0:12.07) | 0:11.60 [4]<br>(0:11.60) |  |  |  |  |
| Average Speed [km/h]   | 43.0                     | 60.9                     | 58.8                     | 56.5                     | 58.3                     | 59.3                     | 60.4                     | 60.6                     | 62.0                     |  |  |  |  |
| Top Speed [km/h]       | 61.7                     | 63.2                     | 62.1                     | 59.4                     | 60.1                     | 61.0                     | 61.3                     | 62.1                     | 62.6                     |  |  |  |  |
| Avg. Dist. to Rail [m] | 4.2                      | 1.2                      | 3.1                      | 2.8                      | 0.7                      | 1.1                      | 2.3                      | 5.0                      | 4.1                      |  |  |  |  |
| Avg. Stride Freq. [Hz] | 2.3                      | 2.4                      | 2.3                      | 2.3                      | 2.3                      | 2.3                      | 2.3                      | 2.3                      | 2.4                      |  |  |  |  |
| Avg. Stride Length [m] | 5.1                      | 7.0                      | 6.9                      | 6.9                      | 7.1                      | 6.8                      | 6.7                      | 6.9                      | 7.2                      |  |  |  |  |



[ ] Ranking at each section and finish  
-.-.- No data available at this section  
NA No data available



|                                |                  |
|--------------------------------|------------------|
| Horse/Jockey Name              | Medical Autocrat |
| Final Rank                     | 3                |
| Fastest Section Time (Section) | 0:11.75 (1600m)  |
| Top Speed [km/h] (Section)     | 63.6 (1600m)     |
| Race State                     | Finished         |



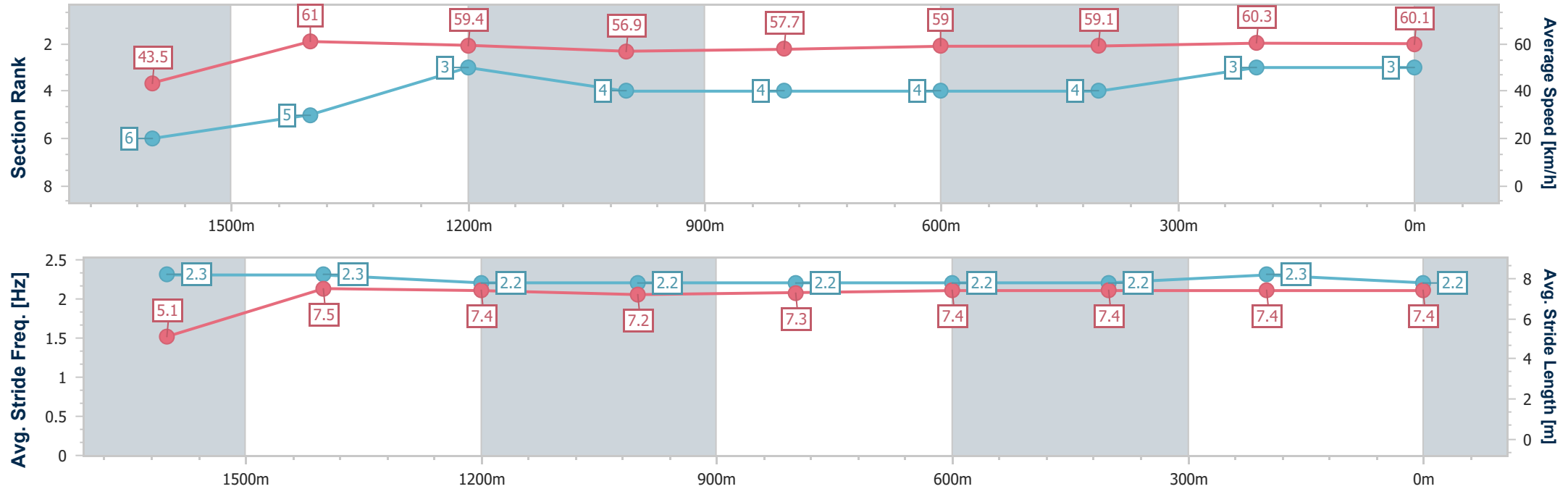
ToowoombaProfessional  
Race 6: CARPET ONE TOOWOOMBA BENCHMARK 68  
Handicap - 1890m



06 December 2025 - 20:21

Track Rating: Good 4, Weather: Fine, Rail Position: 4 metres Entire Course.

| Section                | Overall                  | 1600m                    | 1400m                    | 1200m                    | 1000m                    | 800m                     | 600m                     | 400m                     | 200m                     |  |  |  |  |
|------------------------|--------------------------|--------------------------|--------------------------|--------------------------|--------------------------|--------------------------|--------------------------|--------------------------|--------------------------|--|--|--|--|
| Section Times          | 2:01.65 [3]<br>(0:23.95) | 1:37.70 [6]<br>(0:11.75) | 1:25.95 [5]<br>(0:12.20) | 1:13.75 [3]<br>(0:12.65) | 1:01.10 [4]<br>(0:12.60) | 0:48.50 [4]<br>(0:12.30) | 0:36.20 [4]<br>(0:12.23) | 0:23.97 [4]<br>(0:11.99) | 0:11.98 [3]<br>(0:11.98) |  |  |  |  |
| Average Speed [km/h]   | 43.5                     | 61.0                     | 59.4                     | 56.9                     | 57.7                     | 59.0                     | 59.1                     | 60.3                     | 60.1                     |  |  |  |  |
| Top Speed [km/h]       | 61.8                     | 63.6                     | 63.0                     | 58.3                     | 58.5                     | 60.2                     | 60.9                     | 61.3                     | 61.0                     |  |  |  |  |
| Avg. Dist. to Rail [m] | 4.0                      | 1.4                      | 1.3                      | 3.1                      | 2.3                      | 2.1                      | 1.1                      | 1.4                      | 2.0                      |  |  |  |  |
| Avg. Stride Freq. [Hz] | 2.3                      | 2.3                      | 2.2                      | 2.2                      | 2.2                      | 2.2                      | 2.2                      | 2.3                      | 2.2                      |  |  |  |  |
| Avg. Stride Length [m] | 5.1                      | 7.5                      | 7.4                      | 7.2                      | 7.3                      | 7.4                      | 7.4                      | 7.4                      | 7.4                      |  |  |  |  |



[ ] Ranking at each section and finish  
- - - - - No data available at this section  
NA No data available



|                                |                 |
|--------------------------------|-----------------|
| Horse/Jockey Name              | Bayerische      |
| Final Rank                     | 4               |
| Fastest Section Time (Section) | 0:11.72 (1600m) |
| Top Speed [km/h] (Section)     | 63.4 (1600m)    |
| Race State                     | Finished        |



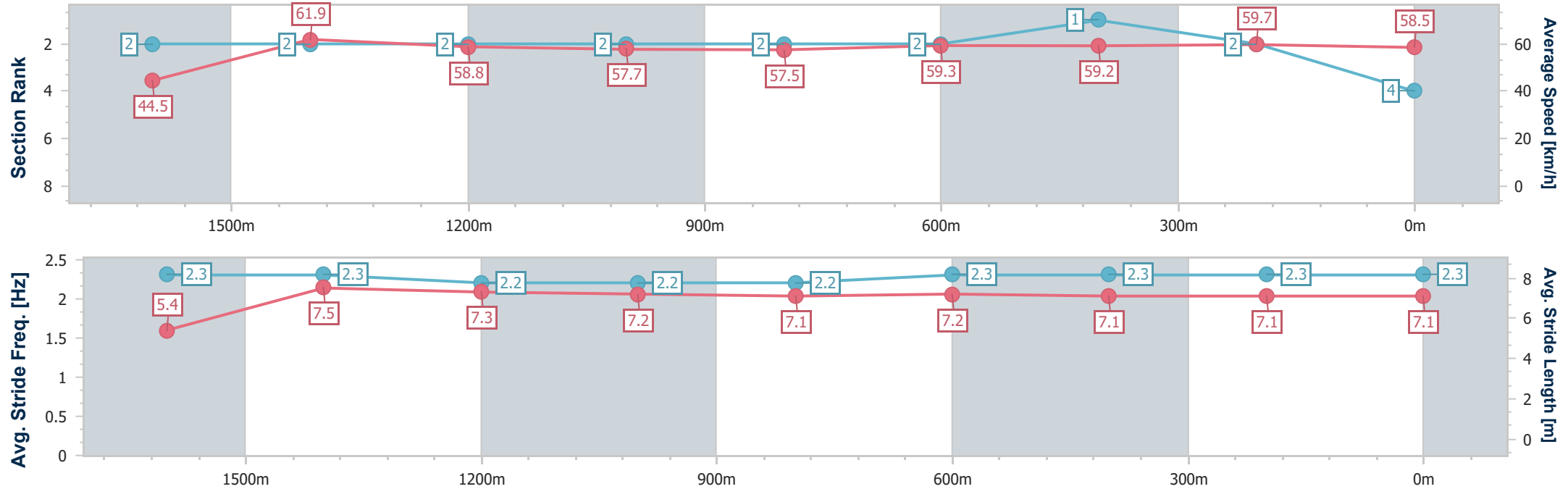
ToowoombaProfessional  
Race 6: CARPET ONE TOOWOOMBA BENCHMARK 68  
Handicap - 1890m



06 December 2025 - 20:21

Track Rating: Good 4, Weather: Fine, Rail Position: 4 metres Entire Course.

| Section                | Overall                  | 1600m                    | 1400m                    | 1200m                    | 1000m                    | 800m                     | 600m                     | 400m                     | 200m                     |  |  |  |  |
|------------------------|--------------------------|--------------------------|--------------------------|--------------------------|--------------------------|--------------------------|--------------------------|--------------------------|--------------------------|--|--|--|--|
| Section Times          | 2:01.87 [4]<br>(0:23.44) | 1:38.43 [2]<br>(0:11.72) | 1:26.71 [2]<br>(0:12.47) | 1:14.24 [2]<br>(0:12.52) | 1:01.72 [2]<br>(0:12.66) | 0:49.06 [2]<br>(0:12.24) | 0:36.82 [2]<br>(0:12.37) | 0:24.45 [1]<br>(0:12.09) | 0:12.36 [2]<br>(0:12.36) |  |  |  |  |
| Average Speed [km/h]   | 44.5                     | 61.9                     | 58.8                     | 57.7                     | 57.5                     | 59.3                     | 59.2                     | 59.7                     | 58.5                     |  |  |  |  |
| Top Speed [km/h]       | 61.8                     | 63.4                     | 61.5                     | 59.3                     | 57.9                     | 61.8                     | 60.8                     | 60.7                     | 59.7                     |  |  |  |  |
| Avg. Dist. to Rail [m] | 3.4                      | 1.7                      | 3.6                      | 4.0                      | 2.9                      | 2.5                      | 3.2                      | 1.7                      | 0.7                      |  |  |  |  |
| Avg. Stride Freq. [Hz] | 2.3                      | 2.3                      | 2.2                      | 2.2                      | 2.2                      | 2.3                      | 2.3                      | 2.3                      | 2.3                      |  |  |  |  |
| Avg. Stride Length [m] | 5.4                      | 7.5                      | 7.3                      | 7.2                      | 7.1                      | 7.2                      | 7.1                      | 7.1                      | 7.1                      |  |  |  |  |



[ ] Ranking at each section and finish  
- - - - No data available at this section  
NA No data available



|                                |                 |
|--------------------------------|-----------------|
| Horse/Jockey Name              | Grey Northern   |
| Final Rank                     | 5               |
| Fastest Section Time (Section) | 0:11.82 (1600m) |
| Top Speed [km/h] (Section)     | 65.1 (1600m)    |
| Race State                     | Finished        |



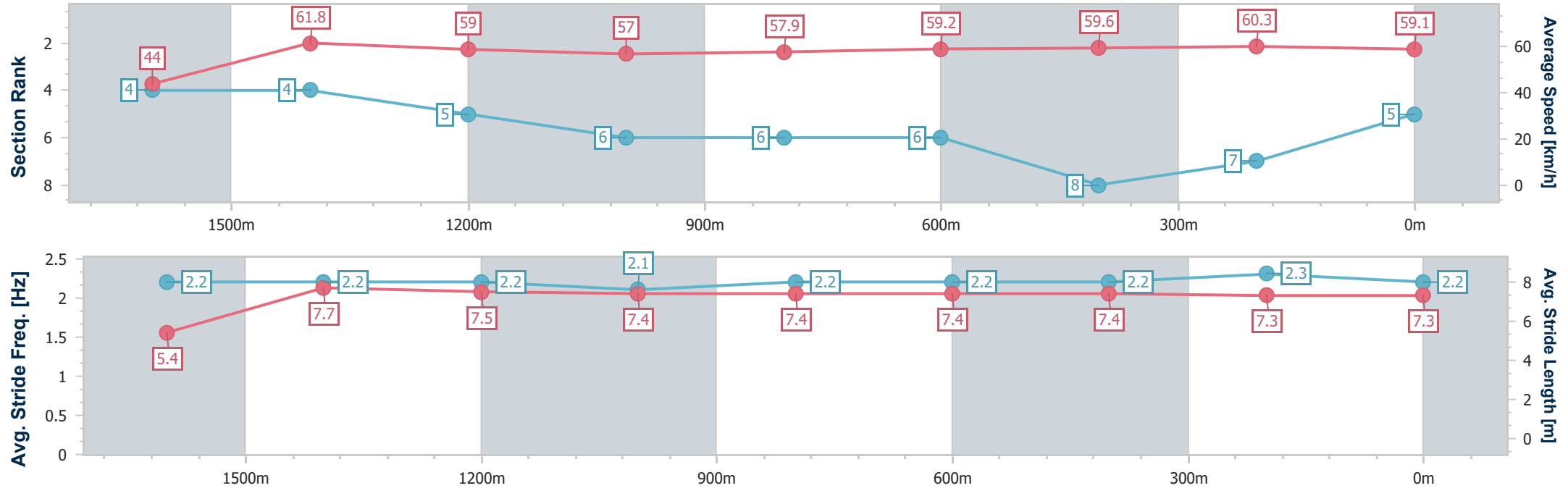
ToowoombaProfessional  
Race 6: CARPET ONE TOOWOOMBA BENCHMARK 68  
Handicap - 1890m



06 December 2025 - 20:21

Track Rating: Good 4, Weather: Fine, Rail Position: 4 metres Entire Course.

| Section                | Overall                  | 1600m                    | 1400m                    | 1200m                    | 1000m                    | 800m                     | 600m                     | 400m                     | 200m                     |  |  |  |  |
|------------------------|--------------------------|--------------------------|--------------------------|--------------------------|--------------------------|--------------------------|--------------------------|--------------------------|--------------------------|--|--|--|--|
| Section Times          | 2:02.15 [5]<br>(0:23.85) | 1:38.30 [4]<br>(0:11.82) | 1:26.48 [4]<br>(0:12.47) | 1:14.01 [5]<br>(0:12.71) | 1:01.30 [6]<br>(0:12.56) | 0:48.74 [6]<br>(0:12.29) | 0:36.45 [6]<br>(0:12.28) | 0:24.17 [8]<br>(0:12.00) | 0:12.17 [7]<br>(0:12.17) |  |  |  |  |
| Average Speed [km/h]   | 44.0                     | 61.8                     | 59.0                     | 57.0                     | 57.9                     | 59.2                     | 59.6                     | 60.3                     | 59.1                     |  |  |  |  |
| Top Speed [km/h]       | 63.0                     | 65.1                     | 62.5                     | 58.3                     | 59.4                     | 60.9                     | 61.1                     | 61.7                     | 60.8                     |  |  |  |  |
| Avg. Dist. to Rail [m] | 4.3                      | 3.9                      | 4.4                      | 3.5                      | 2.8                      | 3.2                      | 3.6                      | 0.8                      | 0.8                      |  |  |  |  |
| Avg. Stride Freq. [Hz] | 2.2                      | 2.2                      | 2.2                      | 2.1                      | 2.2                      | 2.2                      | 2.2                      | 2.3                      | 2.2                      |  |  |  |  |
| Avg. Stride Length [m] | 5.4                      | 7.7                      | 7.5                      | 7.4                      | 7.4                      | 7.4                      | 7.4                      | 7.3                      | 7.3                      |  |  |  |  |



[ ] Ranking at each section and finish  
-.-.- No data available at this section  
NA No data available



|                                |                 |
|--------------------------------|-----------------|
| Horse/Jockey Name              | Flying Celica   |
| Final Rank                     | 6               |
| Fastest Section Time (Section) | 0:11.79 (1600m) |
| Top Speed [km/h] (Section)     | 63.1 (1400m)    |
| Race State                     | Finished        |



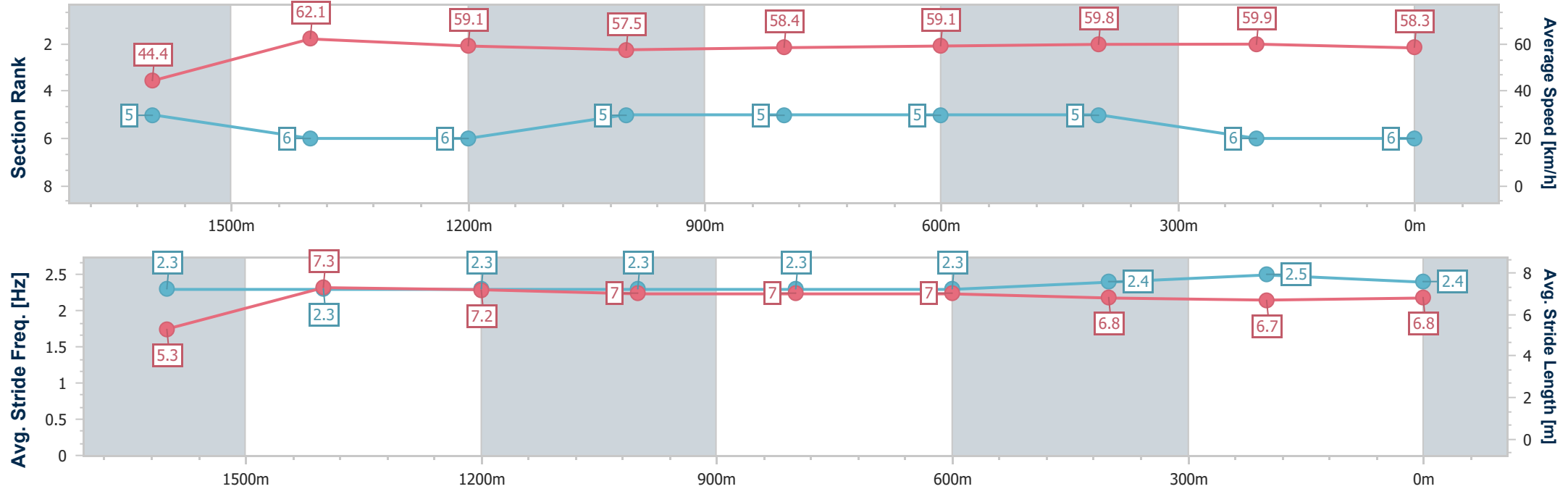
ToowoombaProfessional  
Race 6: CARPET ONE TOOWOOMBA BENCHMARK 68  
Handicap - 1890m



06 December 2025 - 20:21

Track Rating: Good 4, Weather: Fine, Rail Position: 4 metres Entire Course.

| Section                | Overall                  | 1600m                    | 1400m                    | 1200m                    | 1000m                    | 800m                     | 600m                     | 400m                     | 200m                     |  |  |  |  |
|------------------------|--------------------------|--------------------------|--------------------------|--------------------------|--------------------------|--------------------------|--------------------------|--------------------------|--------------------------|--|--|--|--|
| Section Times          | 2:02.27 [6]<br>(0:23.92) | 1:38.35 [5]<br>(0:11.79) | 1:26.56 [6]<br>(0:12.54) | 1:14.02 [6]<br>(0:12.59) | 1:01.43 [5]<br>(0:12.47) | 0:48.96 [5]<br>(0:12.25) | 0:36.71 [5]<br>(0:12.20) | 0:24.51 [5]<br>(0:12.15) | 0:12.36 [6]<br>(0:12.36) |  |  |  |  |
| Average Speed [km/h]   | 44.4                     | 62.1                     | 59.1                     | 57.5                     | 58.4                     | 59.1                     | 59.8                     | 59.9                     | 58.3                     |  |  |  |  |
| Top Speed [km/h]       | 62.2                     | 63.1                     | 63.1                     | 59.2                     | 59.8                     | 60.4                     | 60.8                     | 61.1                     | 60.2                     |  |  |  |  |
| Avg. Dist. to Rail [m] | 6.7                      | 4.8                      | 5.6                      | 4.2                      | 2.6                      | 2.1                      | 2.9                      | 3.6                      | 3.5                      |  |  |  |  |
| Avg. Stride Freq. [Hz] | 2.3                      | 2.3                      | 2.3                      | 2.3                      | 2.3                      | 2.3                      | 2.4                      | 2.5                      | 2.4                      |  |  |  |  |
| Avg. Stride Length [m] | 5.3                      | 7.3                      | 7.2                      | 7.0                      | 7.0                      | 7.0                      | 6.8                      | 6.7                      | 6.8                      |  |  |  |  |



[ ] Ranking at each section and finish  
-.-.- No data available at this section  
NA No data available



|                                |                 |
|--------------------------------|-----------------|
| Horse/Jockey Name              | Bellaciaocio    |
| Final Rank                     | 7               |
| Fastest Section Time (Section) | 0:11.76 (1600m) |
| Top Speed [km/h] (Section)     | 62.4 (1600m)    |
| Race State                     | Finished        |

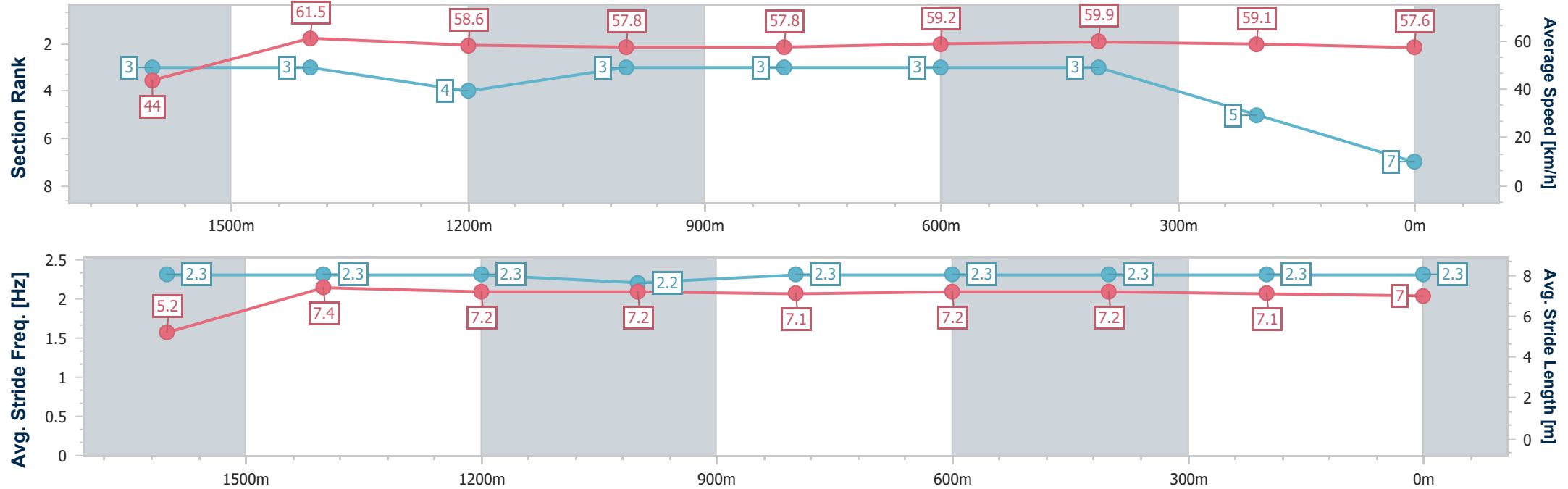


ToowoombaProfessional  
Race 6: CARPET ONE TOOWOOMBA BENCHMARK 68  
Handicap - 1890m



06 December 2025 - 20:21  
Track Rating: Good 4, Weather: Fine, Rail Position: 4 metres Entire Course.

| Section                | Overall                  | 1600m                    | 1400m                    | 1200m                    | 1000m                    | 800m                     | 600m                     | 400m                     | 200m                     |  |  |  |  |
|------------------------|--------------------------|--------------------------|--------------------------|--------------------------|--------------------------|--------------------------|--------------------------|--------------------------|--------------------------|--|--|--|--|
| Section Times          | 2:02.43 [7]<br>(0:23.72) | 1:38.71 [3]<br>(0:11.76) | 1:26.95 [3]<br>(0:12.49) | 1:14.46 [4]<br>(0:12.50) | 1:01.96 [3]<br>(0:12.61) | 0:49.35 [3]<br>(0:12.32) | 0:37.03 [3]<br>(0:12.26) | 0:24.77 [3]<br>(0:12.24) | 0:12.53 [5]<br>(0:12.53) |  |  |  |  |
| Average Speed [km/h]   | 44.0                     | 61.5                     | 58.6                     | 57.8                     | 57.8                     | 59.2                     | 59.9                     | 59.1                     | 57.6                     |  |  |  |  |
| Top Speed [km/h]       | 62.1                     | 62.4                     | 62.2                     | 60.1                     | 58.5                     | 60.9                     | 61.3                     | 60.3                     | 58.7                     |  |  |  |  |
| Avg. Dist. to Rail [m] | 3.8                      | 1.9                      | 3.6                      | 3.7                      | 3.6                      | 4.3                      | 3.3                      | 2.4                      | 0.6                      |  |  |  |  |
| Avg. Stride Freq. [Hz] | 2.3                      | 2.3                      | 2.3                      | 2.2                      | 2.3                      | 2.3                      | 2.3                      | 2.3                      | 2.3                      |  |  |  |  |
| Avg. Stride Length [m] | 5.2                      | 7.4                      | 7.2                      | 7.2                      | 7.1                      | 7.2                      | 7.2                      | 7.1                      | 7.0                      |  |  |  |  |



[ ] Ranking at each section and finish  
- - - - - No data available at this section  
NA No data available



|                                |                 |
|--------------------------------|-----------------|
| Horse/Jockey Name              | Start Strutting |
| Final Rank                     | 8               |
| Fastest Section Time (Section) | 0:11.44 (1600m) |
| Top Speed [km/h] (Section)     | 65.3 (1600m)    |
| Race State                     | Finished        |

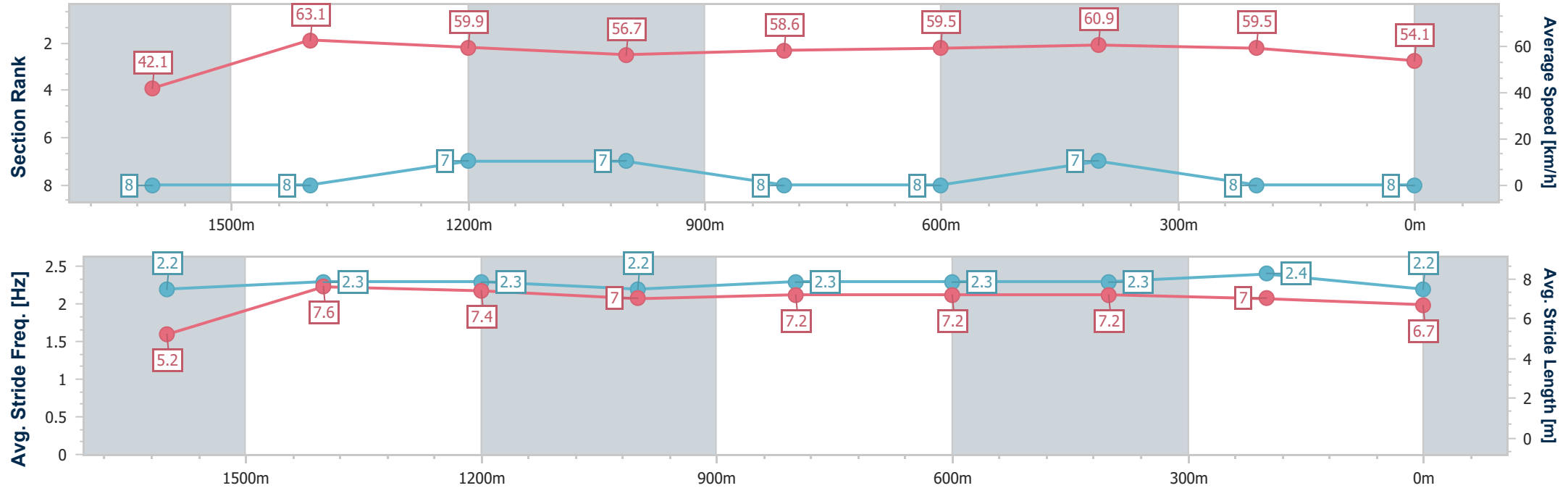


ToowoombaProfessional  
Race 6: CARPET ONE TOOWOOMBA BENCHMARK 68  
Handicap - 1890m



06 December 2025 - 20:21  
Track Rating: Good 4, Weather: Fine, Rail Position: 4 metres Entire Course.

| Section                | Overall                  | 1600m                    | 1400m                    | 1200m                    | 1000m                    | 800m                     | 600m                     | 400m                     | 200m                     |  |  |  |  |
|------------------------|--------------------------|--------------------------|--------------------------|--------------------------|--------------------------|--------------------------|--------------------------|--------------------------|--------------------------|--|--|--|--|
| Section Times          | 2:03.55 [8]<br>(0:24.65) | 1:38.90 [8]<br>(0:11.44) | 1:27.46 [8]<br>(0:12.27) | 1:15.19 [7]<br>(0:12.74) | 1:02.45 [7]<br>(0:12.49) | 0:49.96 [8]<br>(0:12.26) | 0:37.70 [8]<br>(0:12.11) | 0:25.59 [7]<br>(0:12.26) | 0:13.33 [8]<br>(0:13.33) |  |  |  |  |
| Average Speed [km/h]   | 42.1                     | 63.1                     | 59.9                     | 56.7                     | 58.6                     | 59.5                     | 60.9                     | 59.5                     | 54.1                     |  |  |  |  |
| Top Speed [km/h]       | 63.6                     | 65.3                     | 64.6                     | 60.0                     | 60.5                     | 62.0                     | 61.9                     | 61.3                     | 57.4                     |  |  |  |  |
| Avg. Dist. to Rail [m] | 4.1                      | 1.1                      | 4.1                      | 4.9                      | 4.0                      | 3.7                      | 4.5                      | 4.2                      | 3.7                      |  |  |  |  |
| Avg. Stride Freq. [Hz] | 2.2                      | 2.3                      | 2.3                      | 2.2                      | 2.3                      | 2.3                      | 2.3                      | 2.4                      | 2.2                      |  |  |  |  |
| Avg. Stride Length [m] | 5.2                      | 7.6                      | 7.4                      | 7.0                      | 7.2                      | 7.2                      | 7.2                      | 7.0                      | 6.7                      |  |  |  |  |







# Toowoomba Professional

## Race 7: QUEENSLAND ELECTRICAL SOLUTIONS Maiden Plate - 2000m

06 December 2025 - 20:53



Track Rating: Good 4, Weather: Fine, Rail Position: +4m Entire

| Section     |     |                  |         |                     |                    | Overall              | 1800m                | 1600m                | 1400m                | 1200m                | 1000m                | 800m                 | Last 600m   |                           |
|-------------|-----|------------------|---------|---------------------|--------------------|----------------------|----------------------|----------------------|----------------------|----------------------|----------------------|----------------------|-------------|---------------------------|
| Field Times |     |                  |         |                     |                    | 2:08.21<br>(0:15.91) | 1:52.30<br>(0:11.72) | 1:40.58<br>(0:11.92) | 1:28.66<br>(0:12.32) | 1:16.34<br>(0:12.98) | 1:03.36<br>(0:13.13) | 0:50.23<br>(0:12.55) | 0:37.68     |                           |
| Rank        | TAB | Horse/Jockey     | Barrier | Top Speed<br>[km/h] | Fastest<br>Section |                      |                      |                      |                      |                      |                      |                      |             | Distance<br>Travelled [m] |
| 1           | 4   | CAESAR CAKE      | 10      | 62.9                | 0:11.62            | 2:08.21 [1]          | 1:51.56 [5]          | 1:39.94 [5]          | 1:28.14 [5]          | 1:15.59 [5]          | 1:02.72 [5]          | 0:49.47 [6]          | 0:37.10     |                           |
|             |     | Kenji Yoshida    |         | 1600m               | 1800m              | (0:16.65)            | (0:11.62)            | (0:11.80)            | (0:12.55)            | (0:12.87)            | (0:13.25)            | (0:12.37)            |             |                           |
| 2           | 6   | IMAGINA          | 6       | 63.8                | 0:11.63            | 2:08.31 [2]          | 1:51.90 [3]          | 1:40.27 [4]          | 1:28.31 [4]          | 1:15.96 [4]          | 1:03.01 [4]          | 0:49.77 [5]          | 0:37.48 -13 |                           |
|             |     | Kelsey Lenton    |         | Overall             | 1800m              | (0:16.41)            | (0:11.63)            | (0:11.96)            | (0:12.35)            | (0:12.95)            | (0:13.24)            | (0:12.29)            |             |                           |
| 3           | 5   | CUT DIAMONDS     | 8       | 63.4                | 0:11.72            | 2:08.42 [3]          | 1:51.53 [7]          | 1:39.81 [6]          | 1:27.98 [7]          | 1:15.72 [6]          | 1:02.70 [7]          | 0:49.53 [7]          | 0:37.27 -7  |                           |
|             |     | Yvette Lewis     |         | 1600m               | 1800m              | (0:16.89)            | (0:11.72)            | (0:11.83)            | (0:12.26)            | (0:13.02)            | (0:13.17)            | (0:12.26)            |             |                           |
| 4           | 3   | DUKE OF BANTRY   | 2       | 61.9                | 0:11.73            | 2:08.61 [4]          | 1:52.54 [2]          | 1:40.81 [2]          | 1:28.96 [2]          | 1:16.56 [2]          | 1:03.56 [2]          | 0:50.44 [2]          | 0:38.08 -12 |                           |
|             |     | Corey Sutherland |         | 1600m               | 1800m              | (0:16.07)            | (0:11.73)            | (0:11.85)            | (0:12.40)            | (0:13.00)            | (0:13.12)            | (0:12.36)            |             |                           |
| 5           | 2   | STOCKS 'N' BONDS | 3       | 62.5                | 0:11.57            | 2:08.92 [5]          | 1:52.50 [4]          | 1:40.93 [3]          | 1:29.12 [3]          | 1:16.71 [3]          | 1:03.82 [3]          | 0:50.58 [3]          | 0:38.19 -14 |                           |
|             |     | Jasper Franklin  |         | 1800m               | 1800m              | (0:16.42)            | (0:11.57)            | (0:11.81)            | (0:12.41)            | (0:12.89)            | (0:13.24)            | (0:12.39)            |             |                           |
| 6           | 8   | MELANCOLIE       | 7       | 61.9                | 0:11.93            | 2:08.97 [6]          | 1:51.56 [8]          | 1:39.63 [9]          | 1:27.53 [10]         | 1:15.23 [10]         | 1:02.89 [9]          | 0:49.78 [9]          | 0:37.56 -2  |                           |
|             |     | Olivia Kendal    |         | 1800m               | 1800m              | (0:17.41)            | (0:11.93)            | (0:12.10)            | (0:12.30)            | (0:12.34)            | (0:13.11)            | (0:12.22)            |             |                           |
| 7           | 9   | PREACHABULL      | 1       | 62.1                | 0:11.72            | 2:08.98 [7]          | 1:53.07 [1]          | 1:41.35 [1]          | 1:29.43 [1]          | 1:17.11 [1]          | 1:04.13 [1]          | 0:51.00 [1]          | 0:38.41 -12 |                           |
|             |     | Jarrod Woodhouse |         | 1800m               | 1800m              | (0:15.91)            | (0:11.72)            | (0:11.92)            | (0:12.32)            | (0:12.98)            | (0:13.13)            | (0:12.59)            |             |                           |
| 8           | 1   | O'EXPLOSIVE      | 9       | 62.5                | 0:11.82            | 2:09.04 [8]          | 1:51.58 [9]          | 1:39.76 [8]          | 1:27.89 [8]          | 1:15.88 [8]          | 1:03.21 [8]          | 0:50.11 [8]          | 0:37.74 -7  |                           |
|             |     | Todd Banks       |         | 1800m               | 1800m              | (0:17.46)            | (0:11.82)            | (0:11.87)            | (0:12.01)            | (0:12.67)            | (0:13.10)            | (0:12.37)            |             |                           |
| 9           | 7   | JADATAN          | 4       | 62.7                | 0:11.68            | 2:09.45 [9]          | 1:52.61 [6]          | 1:40.82 [7]          | 1:29.14 [6]          | 1:16.71 [7]          | 1:03.83 [6]          | 0:50.94 [4]          | 0:38.45 -9  |                           |
|             |     | Colleen Krahnen  |         | 1600m               | 1600m              | (0:16.84)            | (0:11.79)            | (0:11.68)            | (0:12.43)            | (0:12.88)            | (0:12.89)            | (0:12.49)            |             |                           |
| 10          | 10  | RED VEGAS        | 5       | 63.9                | 0:11.75            | 2:09.71 [10]         | 1:51.91 [10]         | 1:40.16 [10]         | 1:28.29 [9]          | 1:16.34 [9]          | 1:03.60 [10]         | 0:50.45 [10]         | 0:38.09 -5  |                           |
|             |     | Chelsea Baker    |         | 1800m               | 1800m              | (0:17.80)            | (0:11.75)            | (0:11.87)            | (0:11.95)            | (0:12.74)            | (0:13.15)            | (0:12.36)            |             |                           |



# Toowoomba Professional

## Race 7: QUEENSLAND ELECTRICAL SOLUTIONS Maiden Plate - 2000m

06 December 2025 - 20:53



Track Rating: Good 4, Weather: Fine, Rail Position: +4m Entire

| Section     |     |                  |         |                     |                    | 600m                 | 400m                 | 200m                 |         |  |  | Last 600m |
|-------------|-----|------------------|---------|---------------------|--------------------|----------------------|----------------------|----------------------|---------|--|--|-----------|
| Field Times |     |                  |         |                     |                    | 0:37.68<br>(0:12.45) | 0:25.23<br>(0:12.68) | 0:12.55<br>(0:12.55) |         |  |  | 0:37.68   |
| Rank        | TAB | Horse/Jockey     | Barrier | Top Speed<br>[km/h] | Fastest<br>Section |                      |                      |                      | Margin  |  |  |           |
| 1           | 4   | CAESAR CAKE      | 10      | 62.9                | 0:11.62            | 0:37.10 [6]          | 0:24.61 [7]          | 0:12.18 [5]          | 2:08.21 |  |  |           |
|             |     | Kenji Yoshida    |         | 1600m               | 1800m              | (0:12.49)            | (0:12.43)            | (0:12.18)            |         |  |  |           |
| 2           | 6   | IMAGINA          | 6       | 63.8                | 0:11.63            | 0:37.48 [4]          | 0:25.16 [2]          | 0:12.65 [1]          | 0.6L    |  |  |           |
|             |     | Kelsey Lenton    |         | Overall             | 1800m              | (0:12.32)            | (0:12.51)            | (0:12.65)            |         |  |  |           |
| 3           | 5   | CUT DIAMONDS     | 8       | 63.4                | 0:11.72            | 0:37.27 [7]          | 0:25.04 [5]          | 0:12.69 [2]          | 1.2L    |  |  |           |
|             |     | Yvette Lewis     |         | 1600m               | 1800m              | (0:12.23)            | (0:12.35)            | (0:12.69)            |         |  |  |           |
| 4           | 3   | DUKE OF BANTRY   | 2       | 61.9                | 0:11.73            | 0:38.08 [1]          | 0:25.63 [1]          | 0:12.88 [3]          | 2.34L   |  |  |           |
|             |     | Corey Sutherland |         | 1600m               | 1800m              | (0:12.45)            | (0:12.75)            | (0:12.88)            |         |  |  |           |
| 5           | 2   | STOCKS 'N' BONDS | 3       | 62.5                | 0:11.57            | 0:38.19 [3]          | 0:25.71 [4]          | 0:12.89 [6]          | 4.15L   |  |  |           |
|             |     | Jasper Franklin  |         | 1800m               | 1800m              | (0:12.48)            | (0:12.82)            | (0:12.89)            |         |  |  |           |
| 6           | 8   | MELANCOLIE       | 7       | 61.9                | 0:11.93            | 0:37.56 [9]          | 0:25.24 [8]          | 0:12.91 [7]          | 4.46L   |  |  |           |
|             |     | Olivia Kendal    |         | 1800m               | 1800m              | (0:12.32)            | (0:12.33)            | (0:12.91)            |         |  |  |           |
| 7           | 9   | PREACHABULL      | 1       | 62.1                | 0:11.72            | 0:38.41 [2]          | 0:25.79 [3]          | 0:13.06 [4]          | 4.54L   |  |  |           |
|             |     | Jarrod Woodhouse |         | 1800m               | 1800m              | (0:12.62)            | (0:12.73)            | (0:13.06)            |         |  |  |           |
| 8           | 1   | O'EXPLOSIVE      | 9       | 62.5                | 0:11.82            | 0:37.74 [8]          | 0:25.31 [8]          | 0:12.79 [8]          | 4.89L   |  |  |           |
|             |     | Todd Banks       |         | 1800m               | 1800m              | (0:12.43)            | (0:12.52)            | (0:12.79)            |         |  |  |           |
| 9           | 7   | JADATAN          | 4       | 62.7                | 0:11.68            | 0:38.45 [5]          | 0:25.87 [6]          | 0:13.09 [9]          | 7.29L   |  |  |           |
|             |     | Colleen Krahnen  |         | 1600m               | 1600m              | (0:12.58)            | (0:12.78)            | (0:13.09)            |         |  |  |           |
| 10          | 10  | RED VEGAS        | 5       | 63.9                | 0:11.75            | 0:38.09 [10]         | 0:25.52 [10]         | 0:12.93 [10]         | 8.82L   |  |  |           |
|             |     | Chelsea Baker    |         | 1800m               | 1800m              | (0:12.57)            | (0:12.59)            | (0:12.93)            |         |  |  |           |



|                                |                 |
|--------------------------------|-----------------|
| Horse/Jockey Name              | Caesar Cake     |
| Final Rank                     | 1               |
| Fastest Section Time (Section) | 0:11.62 (1800m) |
| Top Speed [km/h] (Section)     | 62.9 (1600m)    |
| Race State                     | Finished        |



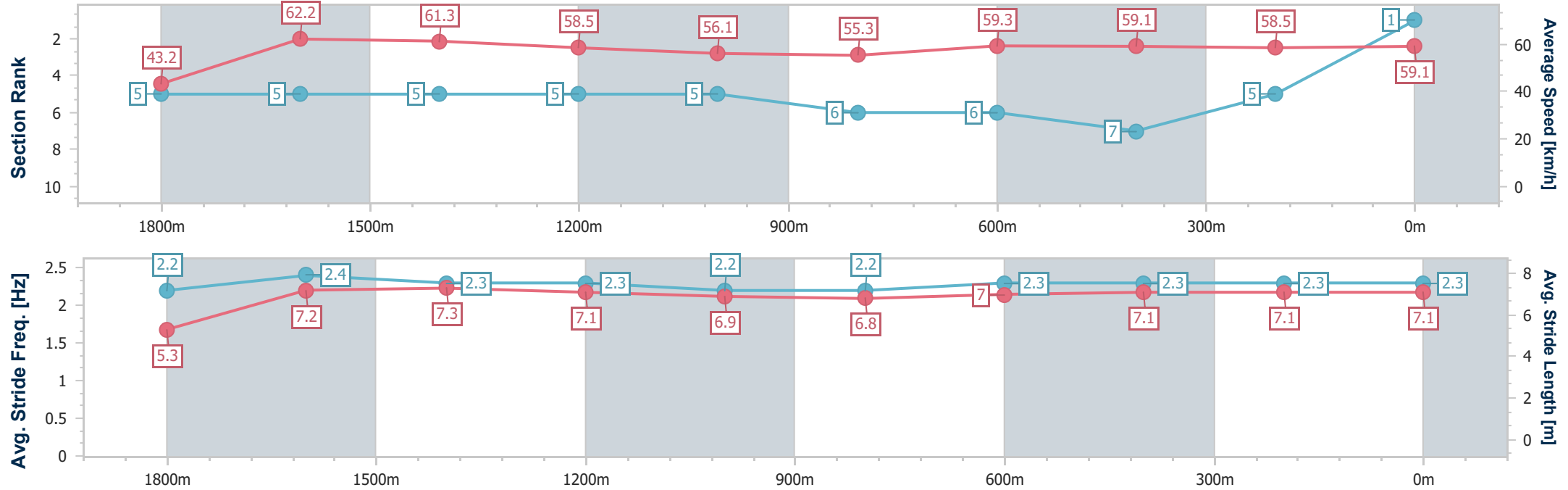
ToowoombaProfessional  
Race 7: QUEENSLAND ELECTRICAL SOLUTIONS Maiden Plate  
- 2000m



06 December 2025 - 20:53

Track Rating: Good 4, Weather: Fine, Rail Position: +4m Entire

| Section                | Overall                  | 1800m                    | 1600m                    | 1400m                    | 1200m                    | 1000m                    | 800m                     | 600m                     | 400m                     | 200m                     |  |  |  |
|------------------------|--------------------------|--------------------------|--------------------------|--------------------------|--------------------------|--------------------------|--------------------------|--------------------------|--------------------------|--------------------------|--|--|--|
| Section Times          | 2:08.21 [1]<br>(0:16.65) | 1:51.56 [5]<br>(0:11.62) | 1:39.94 [5]<br>(0:11.80) | 1:28.14 [5]<br>(0:12.55) | 1:15.59 [5]<br>(0:12.87) | 1:02.72 [5]<br>(0:13.25) | 0:49.47 [6]<br>(0:12.37) | 0:37.10 [6]<br>(0:12.49) | 0:24.61 [7]<br>(0:12.43) | 0:12.18 [5]<br>(0:12.18) |  |  |  |
| Average Speed [km/h]   | 43.2                     | 62.2                     | 61.3                     | 58.5                     | 56.1                     | 55.3                     | 59.3                     | 59.1                     | 58.5                     | 59.1                     |  |  |  |
| Top Speed [km/h]       | 62.6                     | 62.8                     | 62.9                     | 61.3                     | 57.7                     | 58.8                     | 59.9                     | 60.1                     | 59.6                     | 59.7                     |  |  |  |
| Avg. Dist. to Rail [m] | 6.6                      | 0.3                      | 2.2                      | 3.8                      | 5.4                      | 5.0                      | 5.4                      | 4.6                      | 4.3                      | 6.1                      |  |  |  |
| Avg. Stride Freq. [Hz] | 2.2                      | 2.4                      | 2.3                      | 2.3                      | 2.2                      | 2.2                      | 2.3                      | 2.3                      | 2.3                      | 2.3                      |  |  |  |
| Avg. Stride Length [m] | 5.3                      | 7.2                      | 7.3                      | 7.1                      | 6.9                      | 6.8                      | 7.0                      | 7.1                      | 7.1                      | 7.1                      |  |  |  |



- [ ] Ranking at each section and finish
- .-.- No data available at this section
- NA No data available



|                                |                 |
|--------------------------------|-----------------|
| Horse/Jockey Name              | Imagina         |
| Final Rank                     | 2               |
| Fastest Section Time (Section) | 0:11.63 (1800m) |
| Top Speed [km/h] (Section)     | 63.8 (Overall)  |
| Race State                     | Finished        |



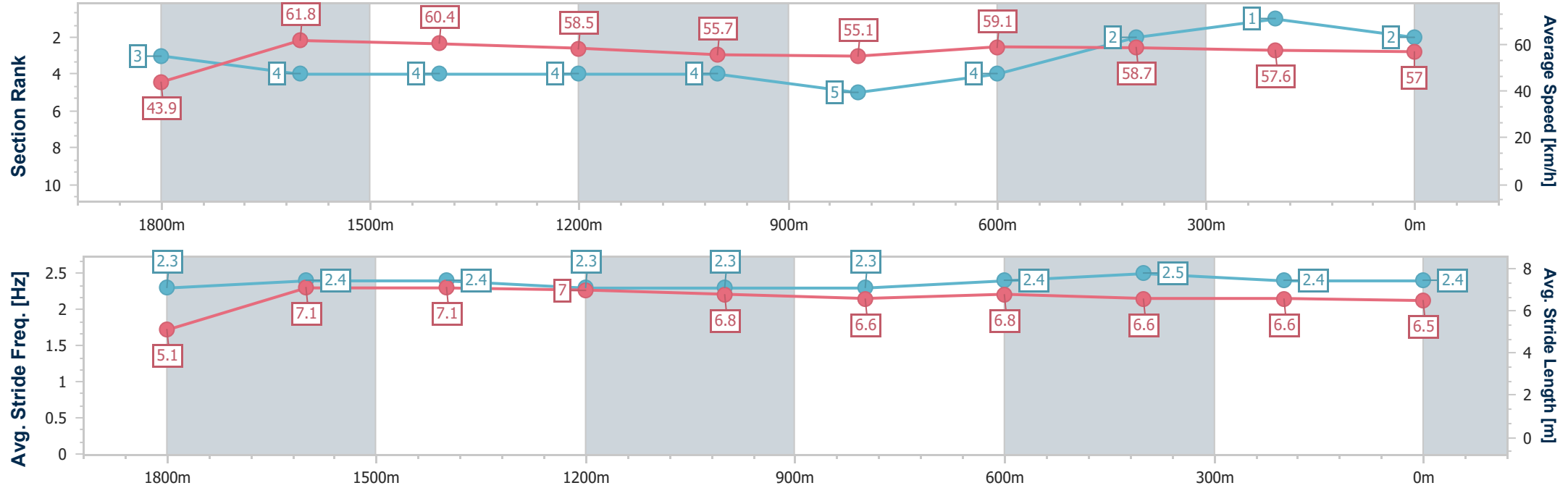
ToowoombaProfessional  
Race 7: QUEENSLAND ELECTRICAL SOLUTIONS Maiden Plate  
- 2000m



06 December 2025 - 20:53

Track Rating: Good 4, Weather: Fine, Rail Position: +4m Entire

| Section                | Overall                  | 1800m                    | 1600m                    | 1400m                    | 1200m                    | 1000m                    | 800m                     | 600m                     | 400m                     | 200m                     |  |  |  |
|------------------------|--------------------------|--------------------------|--------------------------|--------------------------|--------------------------|--------------------------|--------------------------|--------------------------|--------------------------|--------------------------|--|--|--|
| Section Times          | 2:08.31 [2]<br>(0:16.41) | 1:51.90 [3]<br>(0:11.63) | 1:40.27 [4]<br>(0:11.96) | 1:28.31 [4]<br>(0:12.35) | 1:15.96 [4]<br>(0:12.95) | 1:03.01 [4]<br>(0:13.24) | 0:49.77 [5]<br>(0:12.29) | 0:37.48 [4]<br>(0:12.32) | 0:25.16 [2]<br>(0:12.51) | 0:12.65 [1]<br>(0:12.65) |  |  |  |
| Average Speed [km/h]   | 43.9                     | 61.8                     | 60.4                     | 58.5                     | 55.7                     | 55.1                     | 59.1                     | 58.7                     | 57.6                     | 57.0                     |  |  |  |
| Top Speed [km/h]       | 63.8                     | 63.1                     | 61.8                     | 60.9                     | 57.9                     | 58.5                     | 60.4                     | 59.2                     | 58.7                     | 57.5                     |  |  |  |
| Avg. Dist. to Rail [m] | 5.1                      | 0.3                      | 1.3                      | 0.8                      | 2.7                      | 3.3                      | 2.4                      | 1.2                      | 1.1                      | 1.6                      |  |  |  |
| Avg. Stride Freq. [Hz] | 2.3                      | 2.4                      | 2.4                      | 2.3                      | 2.3                      | 2.3                      | 2.4                      | 2.5                      | 2.4                      | 2.4                      |  |  |  |
| Avg. Stride Length [m] | 5.1                      | 7.1                      | 7.1                      | 7.0                      | 6.8                      | 6.6                      | 6.8                      | 6.6                      | 6.6                      | 6.5                      |  |  |  |



- [ ] Ranking at each section and finish
- .-.- No data available at this section
- NA No data available



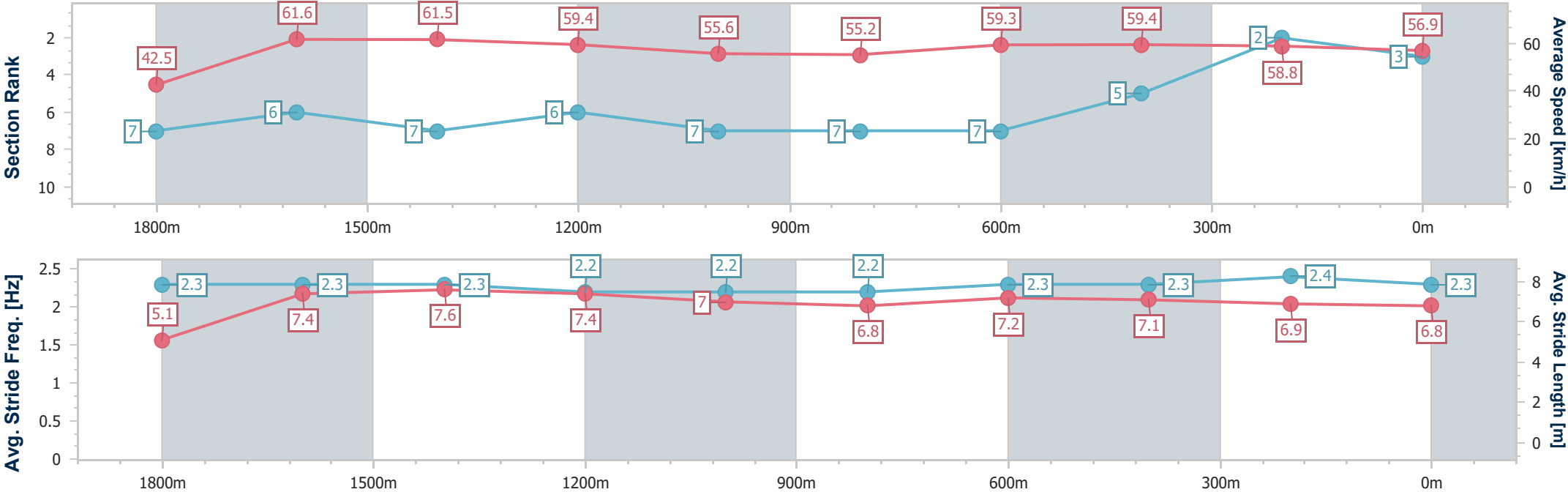
|                                |                 |
|--------------------------------|-----------------|
| Horse/Jockey Name              | Cut Diamonds    |
| Final Rank                     | 3               |
| Fastest Section Time (Section) | 0:11.72 (1800m) |
| Top Speed [km/h] (Section)     | 63.4 (1600m)    |
| Race State                     | Finished        |



ToowoombaProfessional  
Race 7: QUEENSLAND ELECTRICAL SOLUTIONS Maiden Plate  
- 2000m  
06 December 2025 - 20:53  
Track Rating: Good 4, Weather: Fine, Rail Position: +4m Entire



| Section                | Overall                  | 1800m                    | 1600m                    | 1400m                    | 1200m                    | 1000m                    | 800m                     | 600m                     | 400m                     | 200m                     |  |  |  |
|------------------------|--------------------------|--------------------------|--------------------------|--------------------------|--------------------------|--------------------------|--------------------------|--------------------------|--------------------------|--------------------------|--|--|--|
| Section Times          | 2:08.42 [3]<br>(0:16.89) | 1:51.53 [7]<br>(0:11.72) | 1:39.81 [6]<br>(0:11.83) | 1:27.98 [7]<br>(0:12.26) | 1:15.72 [6]<br>(0:13.02) | 1:02.70 [7]<br>(0:13.17) | 0:49.53 [7]<br>(0:12.26) | 0:37.27 [7]<br>(0:12.23) | 0:25.04 [5]<br>(0:12.35) | 0:12.69 [2]<br>(0:12.69) |  |  |  |
| Average Speed [km/h]   | 42.5                     | 61.6                     | 61.5                     | 59.4                     | 55.6                     | 55.2                     | 59.3                     | 59.4                     | 58.8                     | 56.9                     |  |  |  |
| Top Speed [km/h]       | 60.9                     | 62.9                     | 63.4                     | 61.9                     | 57.2                     | 58.7                     | 61.1                     | 60.4                     | 59.9                     | 57.7                     |  |  |  |
| Avg. Dist. to Rail [m] | 5.9                      | 0.5                      | 2.7                      | 2.6                      | 2.7                      | 3.0                      | 2.8                      | 2.3                      | 2.8                      | 3.8                      |  |  |  |
| Avg. Stride Freq. [Hz] | 2.3                      | 2.3                      | 2.3                      | 2.2                      | 2.2                      | 2.2                      | 2.3                      | 2.3                      | 2.4                      | 2.3                      |  |  |  |
| Avg. Stride Length [m] | 5.1                      | 7.4                      | 7.6                      | 7.4                      | 7.0                      | 6.8                      | 7.2                      | 7.1                      | 6.9                      | 6.8                      |  |  |  |





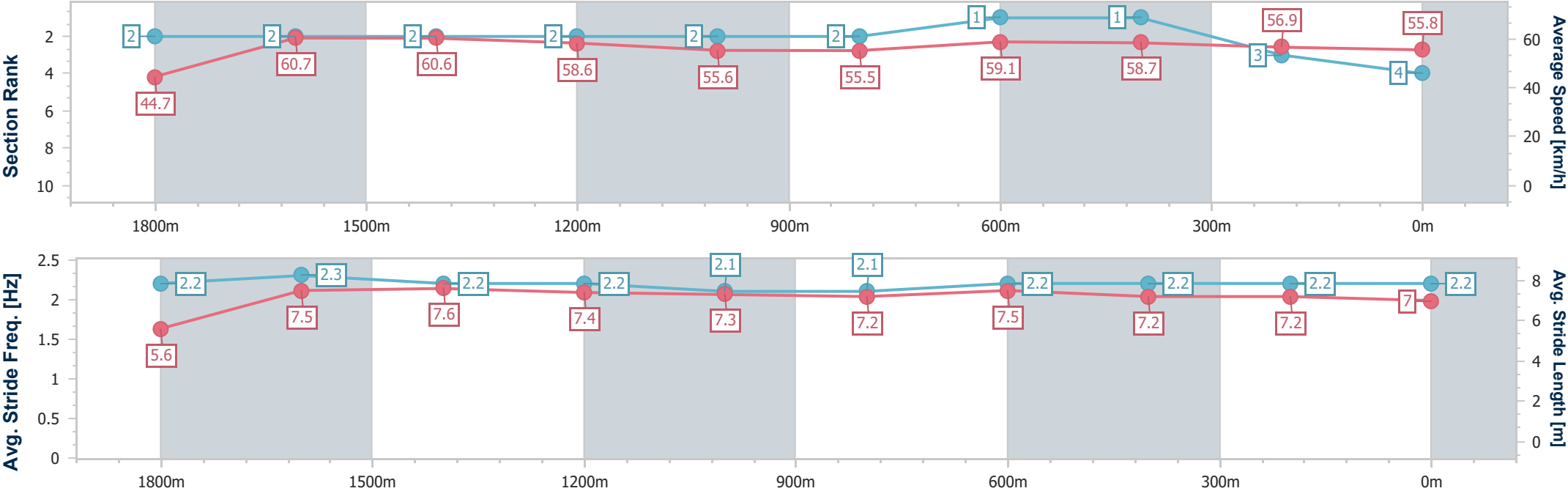
|                                |                 |
|--------------------------------|-----------------|
| Horse/Jockey Name              | Duke Of Bantry  |
| Final Rank                     | 4               |
| Fastest Section Time (Section) | 0:11.73 (1800m) |
| Top Speed [km/h] (Section)     | 61.9 (1600m)    |
| Race State                     | Finished        |



ToowoombaProfessional  
Race 7: QUEENSLAND ELECTRICAL SOLUTIONS Maiden Plate  
- 2000m  
06 December 2025 - 20:53  
Track Rating: Good 4, Weather: Fine, Rail Position: +4m Entire



| Section                | Overall                  | 1800m                    | 1600m                    | 1400m                    | 1200m                    | 1000m                    | 800m                     | 600m                     | 400m                     | 200m                     |  |  |  |
|------------------------|--------------------------|--------------------------|--------------------------|--------------------------|--------------------------|--------------------------|--------------------------|--------------------------|--------------------------|--------------------------|--|--|--|
| Section Times          | 2:08.61 [4]<br>(0:16.07) | 1:52.54 [2]<br>(0:11.73) | 1:40.81 [2]<br>(0:11.85) | 1:28.96 [2]<br>(0:12.40) | 1:16.56 [2]<br>(0:13.00) | 1:03.56 [2]<br>(0:13.12) | 0:50.44 [2]<br>(0:12.36) | 0:38.08 [1]<br>(0:12.45) | 0:25.63 [1]<br>(0:12.75) | 0:12.88 [3]<br>(0:12.88) |  |  |  |
| Average Speed [km/h]   | 44.7                     | 60.7                     | 60.6                     | 58.6                     | 55.6                     | 55.5                     | 59.1                     | 58.7                     | 56.9                     | 55.8                     |  |  |  |
| Top Speed [km/h]       | 61.5                     | 61.6                     | 61.9                     | 60.9                     | 57.1                     | 58.7                     | 60.1                     | 60.6                     | 57.7                     | 57.4                     |  |  |  |
| Avg. Dist. to Rail [m] | 4.0                      | 2.2                      | 0.7                      | 1.7                      | 4.0                      | 3.8                      | 3.7                      | 2.6                      | 2.4                      | 1.6                      |  |  |  |
| Avg. Stride Freq. [Hz] | 2.2                      | 2.3                      | 2.2                      | 2.2                      | 2.1                      | 2.1                      | 2.2                      | 2.2                      | 2.2                      | 2.2                      |  |  |  |
| Avg. Stride Length [m] | 5.6                      | 7.5                      | 7.6                      | 7.4                      | 7.3                      | 7.2                      | 7.5                      | 7.2                      | 7.2                      | 7.0                      |  |  |  |





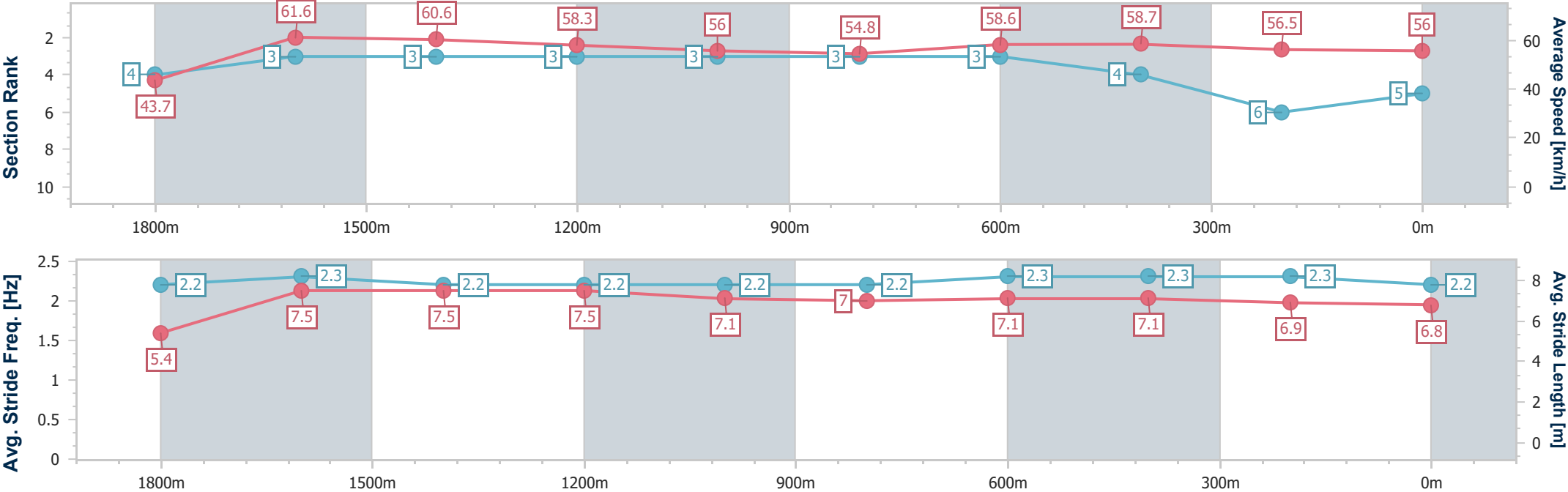
|                                |                  |
|--------------------------------|------------------|
| Horse/Jockey Name              | Stocks 'N' Bonds |
| Final Rank                     | 5                |
| Fastest Section Time (Section) | 0:11.57 (1800m)  |
| Top Speed [km/h] (Section)     | 62.5 (1800m)     |
| Race State                     | Finished         |



ToowoombaProfessional  
Race 7: QUEENSLAND ELECTRICAL SOLUTIONS Maiden Plate  
- 2000m  
06 December 2025 - 20:53  
Track Rating: Good 4, Weather: Fine, Rail Position: +4m Entire



| Section                | Overall                  | 1800m                    | 1600m                    | 1400m                    | 1200m                    | 1000m                    | 800m                     | 600m                     | 400m                     | 200m                     |  |  |  |
|------------------------|--------------------------|--------------------------|--------------------------|--------------------------|--------------------------|--------------------------|--------------------------|--------------------------|--------------------------|--------------------------|--|--|--|
| Section Times          | 2:08.92 [5]<br>(0:16.42) | 1:52.50 [4]<br>(0:11.57) | 1:40.93 [3]<br>(0:11.81) | 1:29.12 [3]<br>(0:12.41) | 1:16.71 [3]<br>(0:12.89) | 1:03.82 [3]<br>(0:13.24) | 0:50.58 [3]<br>(0:12.39) | 0:38.19 [3]<br>(0:12.48) | 0:25.71 [4]<br>(0:12.82) | 0:12.89 [6]<br>(0:12.89) |  |  |  |
| Average Speed [km/h]   | 43.7                     | 61.6                     | 60.6                     | 58.3                     | 56.0                     | 54.8                     | 58.6                     | 58.7                     | 56.5                     | 56.0                     |  |  |  |
| Top Speed [km/h]       | 62.0                     | 62.5                     | 62.3                     | 60.4                     | 57.3                     | 57.0                     | 59.5                     | 59.6                     | 57.1                     | 57.3                     |  |  |  |
| Avg. Dist. to Rail [m] | 4.9                      | 2.2                      | 0.9                      | 0.9                      | 2.5                      | 2.6                      | 3.0                      | 3.2                      | 2.0                      | 1.5                      |  |  |  |
| Avg. Stride Freq. [Hz] | 2.2                      | 2.3                      | 2.2                      | 2.2                      | 2.2                      | 2.2                      | 2.3                      | 2.3                      | 2.3                      | 2.2                      |  |  |  |
| Avg. Stride Length [m] | 5.4                      | 7.5                      | 7.5                      | 7.5                      | 7.1                      | 7.0                      | 7.1                      | 7.1                      | 6.9                      | 6.8                      |  |  |  |





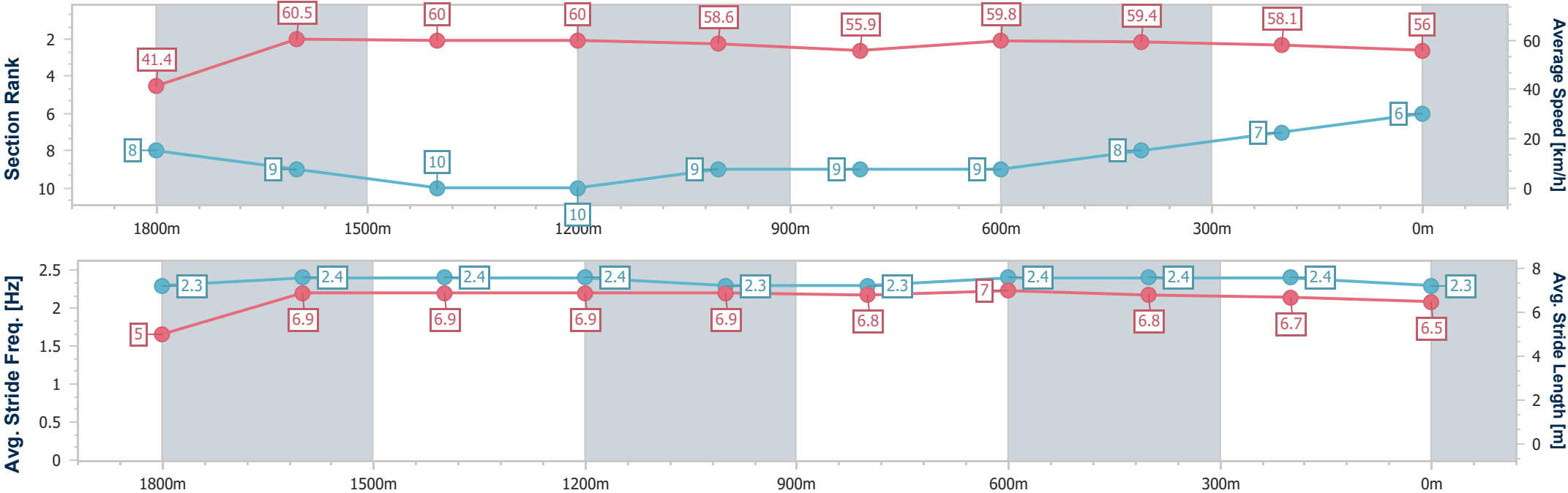
|                                |                 |
|--------------------------------|-----------------|
| Horse/Jockey Name              | Melancolie      |
| Final Rank                     | 6               |
| Fastest Section Time (Section) | 0:11.93 (1800m) |
| Top Speed [km/h] (Section)     | 61.9 (1800m)    |
| Race State                     | Finished        |



ToowoombaProfessional  
Race 7: QUEENSLAND ELECTRICAL SOLUTIONS Maiden Plate  
- 2000m  
06 December 2025 - 20:53  
Track Rating: Good 4, Weather: Fine, Rail Position: +4m Entire



| Section                | Overall                  | 1800m                    | 1600m                    | 1400m                     | 1200m                     | 1000m                    | 800m                     | 600m                     | 400m                     | 200m                     |  |  |  |
|------------------------|--------------------------|--------------------------|--------------------------|---------------------------|---------------------------|--------------------------|--------------------------|--------------------------|--------------------------|--------------------------|--|--|--|
| Section Times          | 2:08.97 [6]<br>(0:17.41) | 1:51.56 [8]<br>(0:11.93) | 1:39.63 [9]<br>(0:12.10) | 1:27.53 [10]<br>(0:12.30) | 1:15.23 [10]<br>(0:12.34) | 1:02.89 [9]<br>(0:13.11) | 0:49.78 [9]<br>(0:12.22) | 0:37.56 [9]<br>(0:12.32) | 0:25.24 [8]<br>(0:12.33) | 0:12.91 [7]<br>(0:12.91) |  |  |  |
| Average Speed [km/h]   | 41.4                     | 60.5                     | 60.0                     | 60.0                      | 58.6                      | 55.9                     | 59.8                     | 59.4                     | 58.1                     | 56.0                     |  |  |  |
| Top Speed [km/h]       | 59.0                     | 61.9                     | 61.0                     | 60.7                      | 60.4                      | 57.7                     | 60.8                     | 59.9                     | 59.8                     | 57.1                     |  |  |  |
| Avg. Dist. to Rail [m] | 6.2                      | 0.5                      | 3.7                      | 4.4                       | 5.5                       | 5.5                      | 4.2                      | 2.8                      | 0.6                      | 0.5                      |  |  |  |
| Avg. Stride Freq. [Hz] | 2.3                      | 2.4                      | 2.4                      | 2.4                       | 2.3                       | 2.3                      | 2.4                      | 2.4                      | 2.4                      | 2.3                      |  |  |  |
| Avg. Stride Length [m] | 5.0                      | 6.9                      | 6.9                      | 6.9                       | 6.9                       | 6.8                      | 7.0                      | 6.8                      | 6.7                      | 6.5                      |  |  |  |







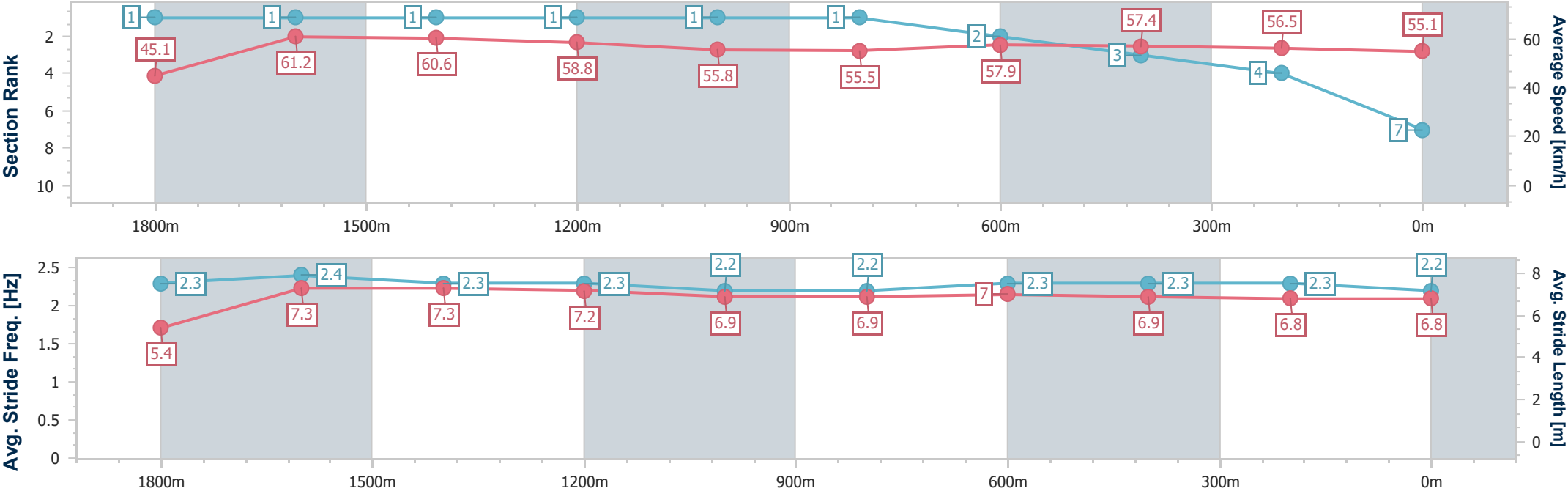
|                                |                 |
|--------------------------------|-----------------|
| Horse/Jockey Name              | Preachabull     |
| Final Rank                     | 7               |
| Fastest Section Time (Section) | 0:11.72 (1800m) |
| Top Speed [km/h] (Section)     | 62.1 (1800m)    |
| Race State                     | Finished        |



ToowoombaProfessional  
Race 7: QUEENSLAND ELECTRICAL SOLUTIONS Maiden Plate  
- 2000m  
06 December 2025 - 20:53  
Track Rating: Good 4, Weather: Fine, Rail Position: +4m Entire



| Section                | Overall                  | 1800m                    | 1600m                    | 1400m                    | 1200m                    | 1000m                    | 800m                     | 600m                     | 400m                     | 200m                     |  |  |  |
|------------------------|--------------------------|--------------------------|--------------------------|--------------------------|--------------------------|--------------------------|--------------------------|--------------------------|--------------------------|--------------------------|--|--|--|
| Section Times          | 2:08.98 [7]<br>(0:15.91) | 1:53.07 [1]<br>(0:11.72) | 1:41.35 [1]<br>(0:11.92) | 1:29.43 [1]<br>(0:12.32) | 1:17.11 [1]<br>(0:12.98) | 1:04.13 [1]<br>(0:13.13) | 0:51.00 [1]<br>(0:12.59) | 0:38.41 [2]<br>(0:12.62) | 0:25.79 [3]<br>(0:12.73) | 0:13.06 [4]<br>(0:13.06) |  |  |  |
| Average Speed [km/h]   | 45.1                     | 61.2                     | 60.6                     | 58.8                     | 55.8                     | 55.5                     | 57.9                     | 57.4                     | 56.5                     | 55.1                     |  |  |  |
| Top Speed [km/h]       | 61.8                     | 62.1                     | 61.9                     | 60.9                     | 57.2                     | 57.6                     | 59.4                     | 59.5                     | 57.9                     | 56.2                     |  |  |  |
| Avg. Dist. to Rail [m] | 6.0                      | 1.7                      | 1.4                      | 1.7                      | 4.2                      | 4.0                      | 3.3                      | 1.7                      | 0.9                      | 1.6                      |  |  |  |
| Avg. Stride Freq. [Hz] | 2.3                      | 2.4                      | 2.3                      | 2.3                      | 2.2                      | 2.2                      | 2.3                      | 2.3                      | 2.3                      | 2.2                      |  |  |  |
| Avg. Stride Length [m] | 5.4                      | 7.3                      | 7.3                      | 7.2                      | 6.9                      | 6.9                      | 7.0                      | 6.9                      | 6.8                      | 6.8                      |  |  |  |





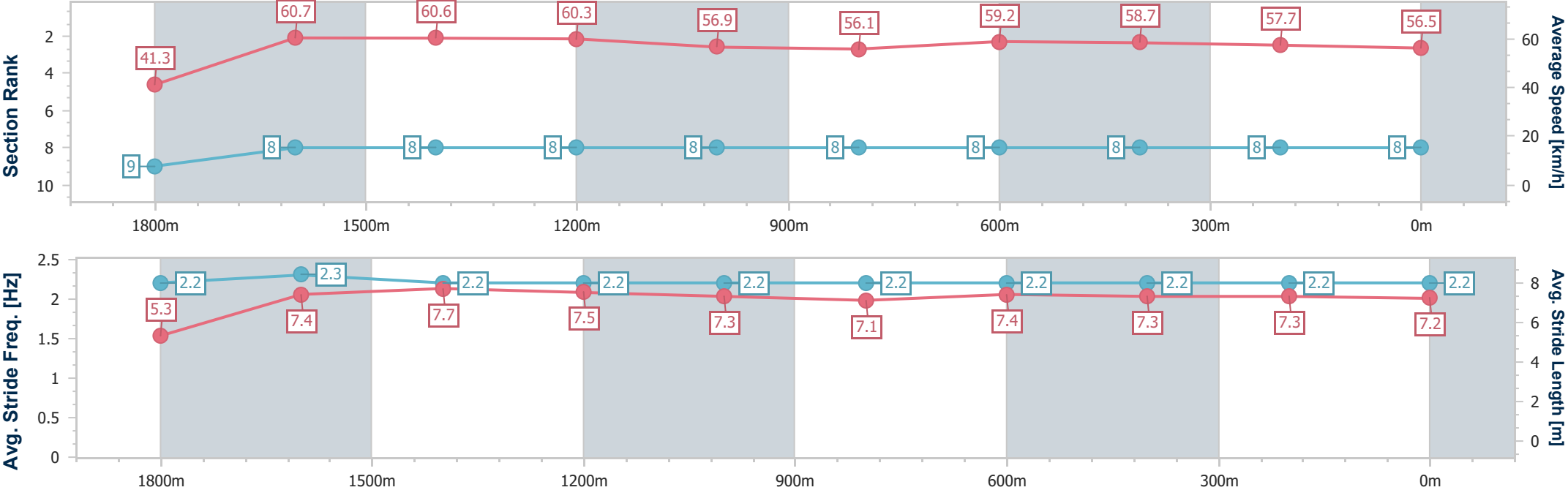
|                                |                 |
|--------------------------------|-----------------|
| Horse/Jockey Name              | O'explosive     |
| Final Rank                     | 8               |
| Fastest Section Time (Section) | 0:11.82 (1800m) |
| Top Speed [km/h] (Section)     | 62.5 (1800m)    |
| Race State                     | Finished        |



ToowoombaProfessional  
Race 7: QUEENSLAND ELECTRICAL SOLUTIONS Maiden Plate  
- 2000m  
06 December 2025 - 20:53  
Track Rating: Good 4, Weather: Fine, Rail Position: +4m Entire



| Section                | Overall                  | 1800m                    | 1600m                    | 1400m                    | 1200m                    | 1000m                    | 800m                     | 600m                     | 400m                     | 200m                     |  |  |  |
|------------------------|--------------------------|--------------------------|--------------------------|--------------------------|--------------------------|--------------------------|--------------------------|--------------------------|--------------------------|--------------------------|--|--|--|
| Section Times          | 2:09.04 [8]<br>(0:17.46) | 1:51.58 [9]<br>(0:11.82) | 1:39.76 [8]<br>(0:11.87) | 1:27.89 [8]<br>(0:12.01) | 1:15.88 [8]<br>(0:12.67) | 1:03.21 [8]<br>(0:13.10) | 0:50.11 [8]<br>(0:12.37) | 0:37.74 [8]<br>(0:12.43) | 0:25.31 [8]<br>(0:12.52) | 0:12.79 [8]<br>(0:12.79) |  |  |  |
| Average Speed [km/h]   | 41.3                     | 60.7                     | 60.6                     | 60.3                     | 56.9                     | 56.1                     | 59.2                     | 58.7                     | 57.7                     | 56.5                     |  |  |  |
| Top Speed [km/h]       | 59.8                     | 62.5                     | 62.2                     | 61.8                     | 60.3                     | 56.9                     | 60.0                     | 59.6                     | 58.2                     | 56.9                     |  |  |  |
| Avg. Dist. to Rail [m] | 7.3                      | 0.3                      | 0.4                      | 1.2                      | 4.9                      | 4.8                      | 4.8                      | 3.2                      | 1.5                      | 3.6                      |  |  |  |
| Avg. Stride Freq. [Hz] | 2.2                      | 2.3                      | 2.2                      | 2.2                      | 2.2                      | 2.2                      | 2.2                      | 2.2                      | 2.2                      | 2.2                      |  |  |  |
| Avg. Stride Length [m] | 5.3                      | 7.4                      | 7.7                      | 7.5                      | 7.3                      | 7.1                      | 7.4                      | 7.3                      | 7.3                      | 7.2                      |  |  |  |





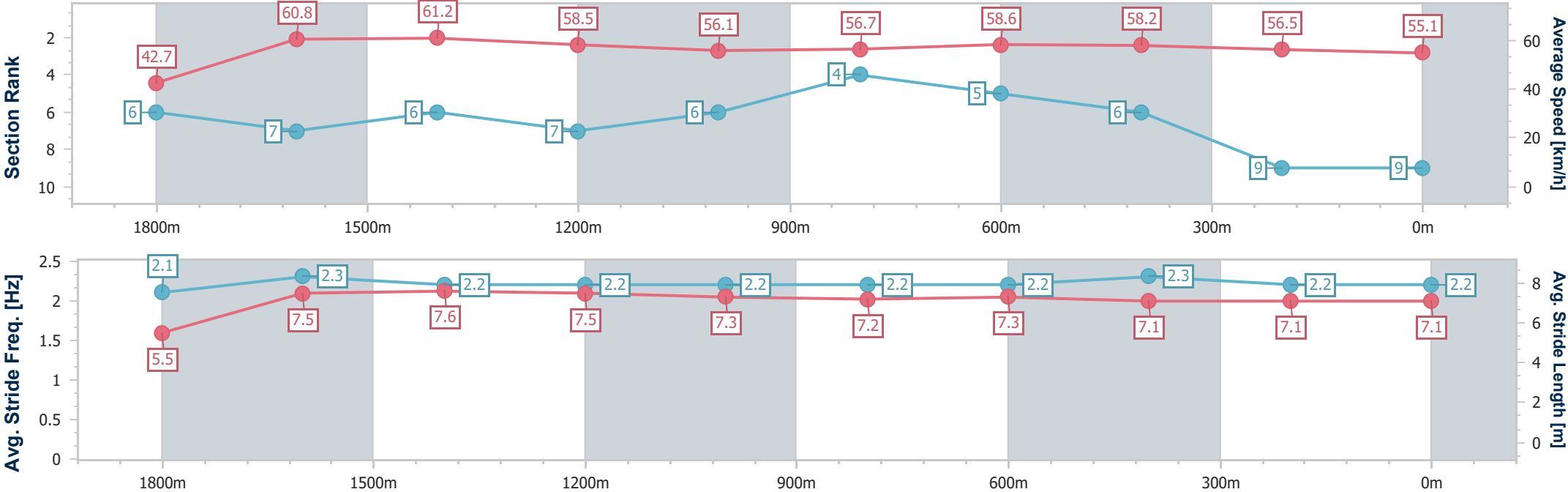
|                                |                 |
|--------------------------------|-----------------|
| Horse/Jockey Name              | Jadatan         |
| Final Rank                     | 9               |
| Fastest Section Time (Section) | 0:11.68 (1600m) |
| Top Speed [km/h] (Section)     | 62.7 (1600m)    |
| Race State                     | Finished        |



ToowoombaProfessional  
Race 7: QUEENSLAND ELECTRICAL SOLUTIONS Maiden Plate  
- 2000m  
06 December 2025 - 20:53  
Track Rating: Good 4, Weather: Fine, Rail Position: +4m Entire



| Section                | Overall                  | 1800m                    | 1600m                    | 1400m                    | 1200m                    | 1000m                    | 800m                     | 600m                     | 400m                     | 200m                     |  |  |
|------------------------|--------------------------|--------------------------|--------------------------|--------------------------|--------------------------|--------------------------|--------------------------|--------------------------|--------------------------|--------------------------|--|--|
| Section Times          | 2:09.45 [9]<br>(0:16.84) | 1:52.61 [6]<br>(0:11.79) | 1:40.82 [7]<br>(0:11.68) | 1:29.14 [6]<br>(0:12.43) | 1:16.71 [7]<br>(0:12.88) | 1:03.83 [6]<br>(0:12.89) | 0:50.94 [4]<br>(0:12.49) | 0:38.45 [5]<br>(0:12.58) | 0:25.87 [6]<br>(0:12.78) | 0:13.09 [9]<br>(0:13.09) |  |  |
| Average Speed [km/h]   | 42.7                     | 60.8                     | 61.2                     | 58.5                     | 56.1                     | 56.7                     | 58.6                     | 58.2                     | 56.5                     | 55.1                     |  |  |
| Top Speed [km/h]       | 60.7                     | 62.0                     | 62.7                     | 61.9                     | 57.3                     | 58.1                     | 59.0                     | 59.3                     | 57.5                     | 56.7                     |  |  |
| Avg. Dist. to Rail [m] | 4.3                      | 1.3                      | 0.8                      | 1.5                      | 4.7                      | 4.9                      | 4.6                      | 3.2                      | 1.7                      | 3.5                      |  |  |
| Avg. Stride Freq. [Hz] | 2.1                      | 2.3                      | 2.2                      | 2.2                      | 2.2                      | 2.2                      | 2.2                      | 2.3                      | 2.2                      | 2.2                      |  |  |
| Avg. Stride Length [m] | 5.5                      | 7.5                      | 7.6                      | 7.5                      | 7.3                      | 7.2                      | 7.3                      | 7.1                      | 7.1                      | 7.1                      |  |  |





|                                |                 |
|--------------------------------|-----------------|
| Horse/Jockey Name              | Red Vegas       |
| Final Rank                     | 10              |
| Fastest Section Time (Section) | 0:11.75 (1800m) |
| Top Speed [km/h] (Section)     | 63.9 (1800m)    |
| Race State                     | Finished        |



ToowoombaProfessional  
Race 7: QUEENSLAND ELECTRICAL SOLUTIONS Maiden Plate  
- 2000m  
06 December 2025 - 20:53  
Track Rating: Good 4, Weather: Fine, Rail Position: +4m Entire



| Section                | Overall                   | 1800m                     | 1600m                     | 1400m                    | 1200m                    | 1000m                     | 800m                      | 600m                      | 400m                      | 200m                      |  |  |  |
|------------------------|---------------------------|---------------------------|---------------------------|--------------------------|--------------------------|---------------------------|---------------------------|---------------------------|---------------------------|---------------------------|--|--|--|
| Section Times          | 2:09.71 [10]<br>(0:17.80) | 1:51.91 [10]<br>(0:11.75) | 1:40.16 [10]<br>(0:11.87) | 1:28.29 [9]<br>(0:11.95) | 1:16.34 [9]<br>(0:12.74) | 1:03.60 [10]<br>(0:13.15) | 0:50.45 [10]<br>(0:12.36) | 0:38.09 [10]<br>(0:12.57) | 0:25.52 [10]<br>(0:12.59) | 0:12.93 [10]<br>(0:12.93) |  |  |  |
| Average Speed [km/h]   | 40.4                      | 61.2                      | 61.1                      | 61.7                     | 57.0                     | 55.4                      | 59.2                      | 57.8                      | 57.2                      | 55.7                      |  |  |  |
| Top Speed [km/h]       | 60.9                      | 63.9                      | 63.1                      | 62.8                     | 62.7                     | 57.2                      | 59.5                      | 59.0                      | 58.0                      | 56.4                      |  |  |  |
| Avg. Dist. to Rail [m] | 4.7                       | 0.6                       | 2.9                       | 4.3                      | 6.2                      | 4.0                       | 3.7                       | 2.0                       | 1.0                       | 0.6                       |  |  |  |
| Avg. Stride Freq. [Hz] | 2.1                       | 2.2                       | 2.2                       | 2.2                      | 2.2                      | 2.1                       | 2.2                       | 2.2                       | 2.2                       | 2.1                       |  |  |  |
| Avg. Stride Length [m] | 5.3                       | 7.6                       | 7.8                       | 7.8                      | 7.3                      | 7.2                       | 7.4                       | 7.2                       | 7.2                       | 7.2                       |  |  |  |

