



Rockhampton Professional

Race 1: TAB QTIS Two-Years-Old Handicap - 1050m

09 December 2025 - 12:59



Track Rating: Soft 5, Weather: Fine, Rail Position: +5.5m Entire

Section		Overall				1000m	800m	600m	400m	200m	Last 600m		
Field Times		0:59.99 (0:04.48)				0:55.51 (0:11.02)	0:44.49 (0:11.40)	0:33.09 (0:10.79)	0:22.30 (0:10.66)	0:11.64 (0:11.64)	0:33.09		
Rank	TAB Horse/Jockey	Barrier	Top Speed [km/h]	Fastest Section							Margin	Distance Travelled [m]	
1	4 SWIFT DRAGON Ryan Wiggins	8	69.2	0:04.48	0:59.99 [1] (0:04.48)	0:55.51 [1] (0:11.13)	0:44.38 [2] (0:11.34)	0:33.04 [2] (0:10.74)	0:22.30 [1] (0:10.66)	0:11.64 [1] (0:11.64)	0:59.99	0:33.04	
2	7 WASABI BARBIE Tahlia Fenlon	2	68.8	0:04.49	1:00.31 [2] (0:04.49)	0:55.82 [2] (0:11.01)	0:44.81 [1] (0:11.40)	0:33.41 [1] (0:10.85)	0:22.56 [2] (0:10.75)	0:11.81 [2] (0:11.81)	1.84L	0:33.41	-2
3	5 SPORT Raul Silvera Olivera	1	67.5	0:04.55	1:00.71 [3] (0:04.55)	0:56.16 [4] (0:11.26)	0:44.90 [3] (0:11.42)	0:33.48 [3] (0:10.94)	0:22.54 [3] (0:10.87)	0:11.67 [3] (0:11.67)	4.19L	0:33.48	-1
4	8 CRAIGLEA MONNIE Natalea Summers	3	67.7	0:04.85	1:01.40 [4] (0:04.85)	0:56.55 [10] (0:11.54)	0:45.01 [10] (0:11.37)	0:33.64 [8] (0:10.96)	0:22.68 [6] (0:10.91)	0:11.77 [6] (0:11.77)	8.25L	0:33.64	+1
5	9 FELIPITY Sean Cormack	4	66.9	0:04.64	1:01.54 [5] (0:04.64)	0:56.90 [7] (0:11.41)	0:45.49 [5] (0:11.39)	0:34.10 [4] (0:10.96)	0:23.14 [4] (0:11.15)	0:11.99 [4] (0:11.99)	9.08L	0:34.10	-1
6	1 GOOD ONE CECIL Nikki Olzard	7	67.3	0:04.63	1:01.65 [6] (0:04.63)	0:57.02 [6] (0:11.60)	0:45.42 [7] (0:11.45)	0:33.97 [6] (0:10.84)	0:23.13 [5] (0:11.06)	0:12.07 [5] (0:12.07)	9.73L	0:33.97	+7
7	6 TIGER ROCKET Gabrielle Semmens	5	65.5	0:04.59	1:02.36 [7] (0:04.59)	0:57.77 [5] (0:11.74)	0:46.03 [9] (0:11.38)	0:34.65 [7] (0:11.29)	0:23.36 [9] (0:11.35)	0:12.01 [8] (0:12.01)	13.92L	0:34.65	-3
8	10 SCOTCH ROCKET Nathan Thomas	6	66.1	0:04.51	1:03.16 [8] (0:04.51)	0:58.65 [3] (0:11.47)	0:47.18 [4] (0:11.62)	0:35.56 [5] (0:11.14)	0:24.42 [7] (0:11.52)	0:12.90 [7] (0:12.90)	18.59L	0:35.56	+3
9	2 LONG TALL JAMES Adam Sewell	10	65.7	0:04.70	1:03.52 [9] (0:04.70)	0:58.82 [9] (0:11.60)	0:47.22 [8] (0:11.54)	0:35.68 [9] (0:11.13)	0:24.55 [8] (0:11.57)	0:12.98 [9] (0:12.98)	20.75L	0:35.68	+6
10	3 ROCKY PRINCE Jackson Murphy	9	65.2	0:04.68	1:03.56 [10] (0:04.68)	0:58.88 [8] (0:11.55)	0:47.33 [6] (0:11.75)	0:35.58 [10] (0:11.21)	0:24.37 [10] (0:11.54)	0:12.83 [10] (0:12.83)	20.99L	0:35.58	+6

Scratched: Snappen (#11)



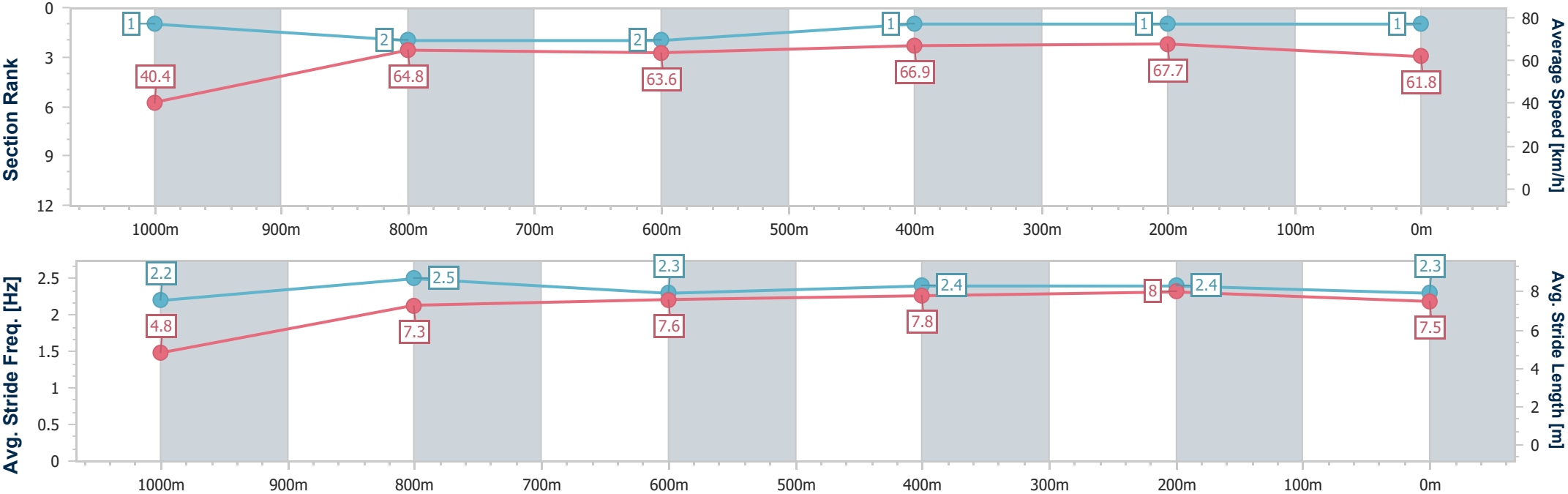
Horse/Jockey Name	Swift Dragon
Final Rank	1
Fastest Section Time (Section)	0:04.48 (Overall)
Top Speed [km/h] (Section)	69.2 (600m)
Race State	Finished



RockhamptonProfessional
Race 1: TAB QTIS Two-Years-Old Handicap - 1050m
09 December 2025 - 12:59
Track Rating: Soft 5, Weather: Fine, Rail Position: +5.5m Entire



Section	Overall	1000m	800m	600m	400m	200m								
Section Times	0:59.99 [1] (0:04.48)	0:55.51 [1] (0:11.13)	0:44.38 [2] (0:11.34)	0:33.04 [2] (0:10.74)	0:22.30 [1] (0:10.66)	0:11.64 [1] (0:11.64)								
Average Speed [km/h]	40.4	64.8	63.6	66.9	67.7	61.8								
Top Speed [km/h]	56.1	66.6	65.2	69.2	69.0	64.9								
Avg. Dist. to Rail [m]	6.5	1.6	0.8	2.5	3.1	2.8								
Avg. Stride Freq. [Hz]	2.2	2.5	2.3	2.4	2.4	2.3								
Avg. Stride Length [m]	4.8	7.3	7.6	7.8	8.0	7.5								





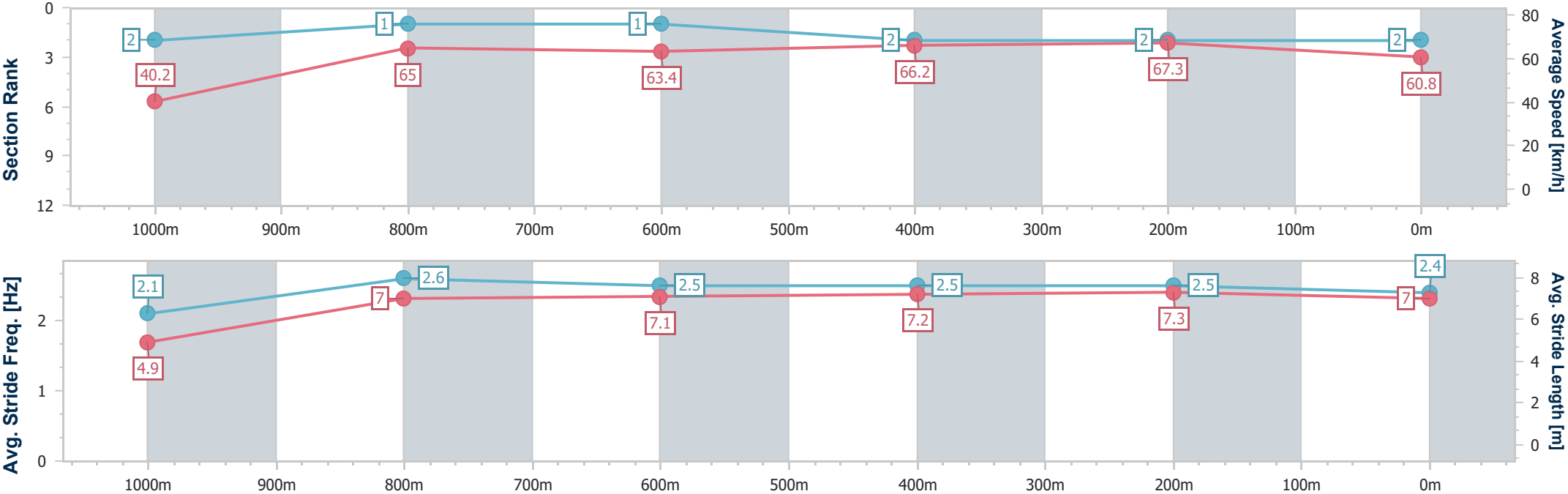
Horse/Jockey Name	Wasabi Barbie
Final Rank	2
Fastest Section Time (Section)	0:04.49 (Overall)
Top Speed [km/h] (Section)	68.8 (600m)
Race State	Finished



RockhamptonProfessional
Race 1: TAB QTIS Two-Years-Old Handicap - 1050m
09 December 2025 - 12:59
Track Rating: Soft 5, Weather: Fine, Rail Position: +5.5m Entire



Section	Overall	1000m	800m	600m	400m	200m							
Section Times	1:00.31 [2] (0:04.49)	0:55.82 [2] (0:11.01)	0:44.81 [1] (0:11.40)	0:33.41 [1] (0:10.85)	0:22.56 [2] (0:10.75)	0:11.81 [2] (0:11.81)							
Average Speed [km/h]	40.2	65.0	63.4	66.2	67.3	60.8							
Top Speed [km/h]	56.9	67.2	65.6	68.8	68.7	63.6							
Avg. Dist. to Rail [m]	1.2	1.1	1.4	3.0	2.5	3.8							
Avg. Stride Freq. [Hz]	2.1	2.6	2.5	2.5	2.5	2.4							
Avg. Stride Length [m]	4.9	7.0	7.1	7.2	7.3	7.0							





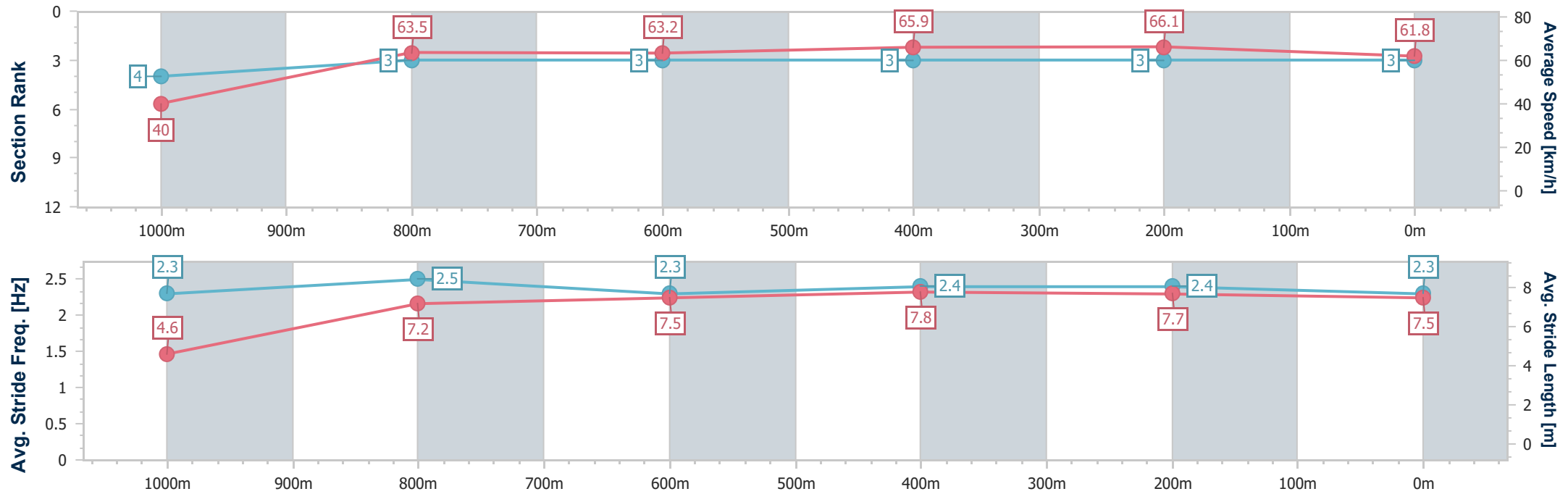
Horse/Jockey Name	Sport
Final Rank	3
Fastest Section Time (Section)	0:04.55 (Overall)
Top Speed [km/h] (Section)	67.5 (600m)
Race State	Finished



RockhamptonProfessional
Race 1: TAB QTIS Two-Years-Old Handicap - 1050m
09 December 2025 - 12:59
Track Rating: Soft 5, Weather: Fine, Rail Position: +5.5m Entire



Section	Overall	1000m	800m	600m	400m	200m							
Section Times	1:00.71 [3] (0:04.55)	0:56.16 [4] (0:11.26)	0:44.90 [3] (0:11.42)	0:33.48 [3] (0:10.94)	0:22.54 [3] (0:10.87)	0:11.67 [3] (0:11.67)							
Average Speed [km/h]	40.0	63.5	63.2	65.9	66.1	61.8							
Top Speed [km/h]	56.2	65.3	65.0	67.5	67.4	64.5							
Avg. Dist. to Rail [m]	0.7	0.9	0.9	3.5	4.2	5.5							
Avg. Stride Freq. [Hz]	2.3	2.5	2.3	2.4	2.4	2.3							
Avg. Stride Length [m]	4.6	7.2	7.5	7.8	7.7	7.5							



- [] Ranking at each section and finish
- .-.- No data available at this section
- NA No data available



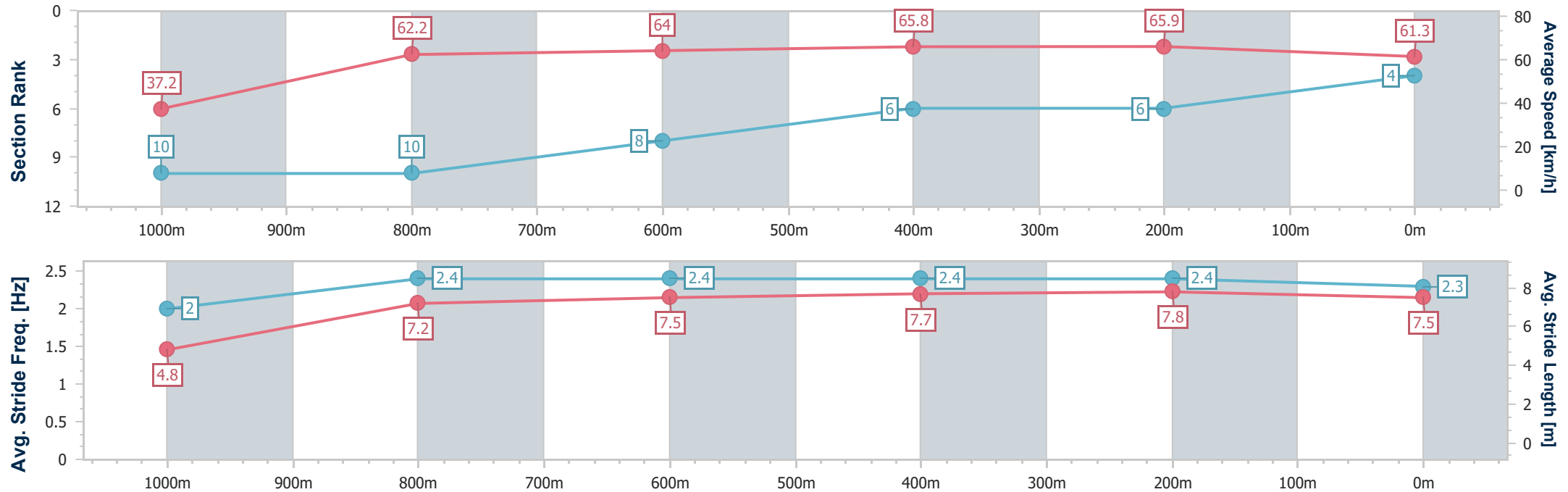
Horse/Jockey Name	Craiglea Monnie
Final Rank	4
Fastest Section Time (Section)	0:04.85 (Overall)
Top Speed [km/h] (Section)	67.7 (400m)
Race State	Finished



RockhamptonProfessional
Race 1: TAB QTIS Two-Years-Old Handicap - 1050m
09 December 2025 - 12:59
Track Rating: Soft 5, Weather: Fine, Rail Position: +5.5m Entire



Section	Overall	1000m	800m	600m	400m	200m								
Section Times	1:01.40 [4] (0:04.85)	0:56.55 [10] (0:11.54)	0:45.01 [10] (0:11.37)	0:33.64 [8] (0:10.96)	0:22.68 [6] (0:10.91)	0:11.77 [6] (0:11.77)								
Average Speed [km/h]	37.2	62.2	64.0	65.8	65.9	61.3								
Top Speed [km/h]	52.2	64.5	65.4	67.0	67.7	64.1								
Avg. Dist. to Rail [m]	2.7	0.4	1.4	2.5	2.0	2.7								
Avg. Stride Freq. [Hz]	2.0	2.4	2.4	2.4	2.4	2.3								
Avg. Stride Length [m]	4.8	7.2	7.5	7.7	7.8	7.5								





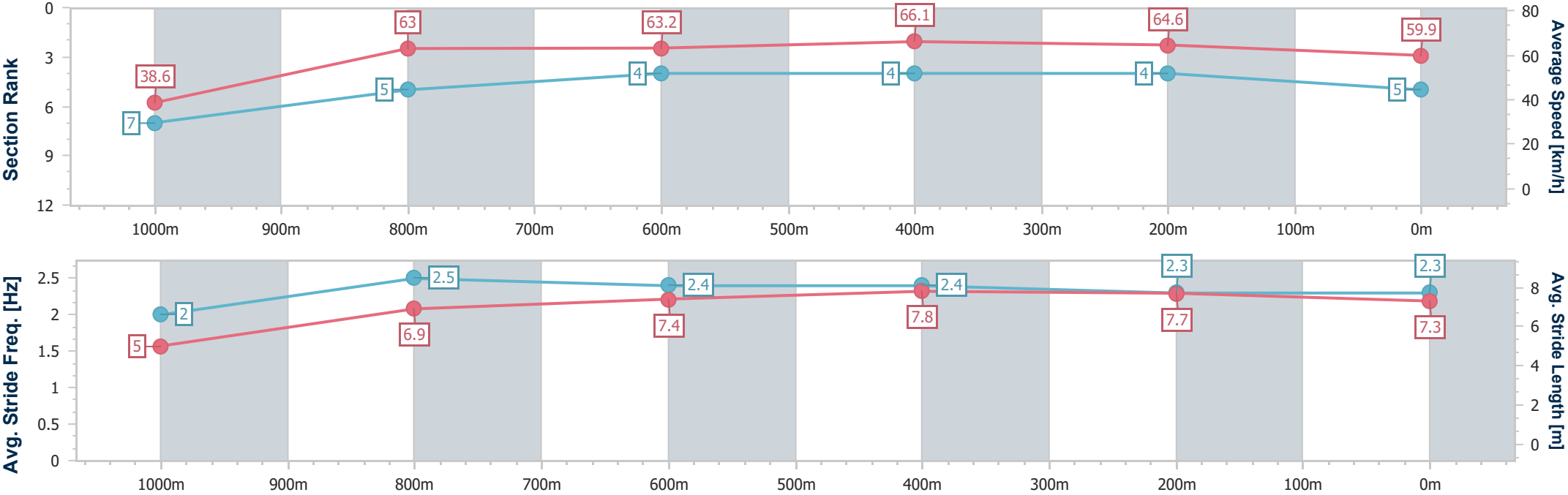
Horse/Jockey Name	Felipity
Final Rank	5
Fastest Section Time (Section)	0:04.64 (Overall)
Top Speed [km/h] (Section)	66.9 (1000m)
Race State	Finished



RockhamptonProfessional
Race 1: TAB QTIS Two-Years-Old Handicap - 1050m
09 December 2025 - 12:59
Track Rating: Soft 5, Weather: Fine, Rail Position: +5.5m Entire



Section	Overall	1000m	800m	600m	400m	200m								
Section Times	1:01.54 [5] (0:04.64)	0:56.90 [7] (0:11.41)	0:45.49 [5] (0:11.39)	0:34.10 [4] (0:10.96)	0:23.14 [4] (0:11.15)	0:11.99 [4] (0:11.99)								
Average Speed [km/h]	38.6	63.0	63.2	66.1	64.6	59.9								
Top Speed [km/h]	54.3	66.9	66.6	66.7	66.5	63.2								
Avg. Dist. to Rail [m]	2.9	0.9	1.3	3.7	4.3	5.9								
Avg. Stride Freq. [Hz]	2.0	2.5	2.4	2.4	2.3	2.3								
Avg. Stride Length [m]	5.0	6.9	7.4	7.8	7.7	7.3								





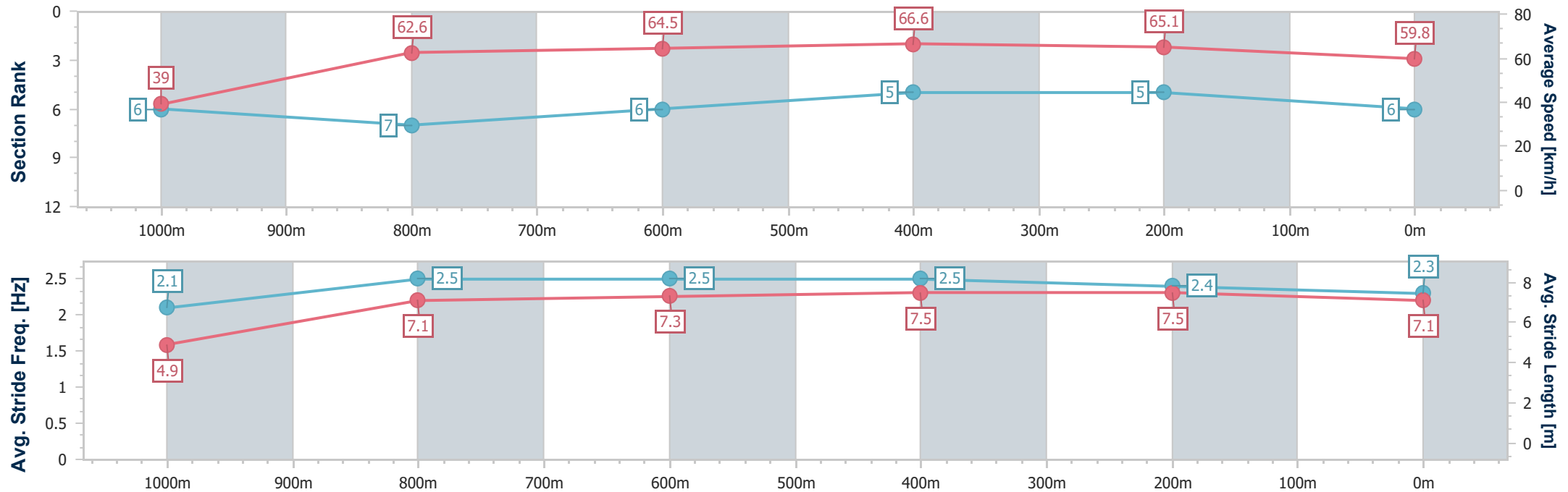
Horse/Jockey Name	Good One Cecil
Final Rank	6
Fastest Section Time (Section)	0:04.63 (Overall)
Top Speed [km/h] (Section)	67.3 (600m)
Race State	Finished



RockhamptonProfessional
Race 1: TAB QTIS Two-Years-Old Handicap - 1050m
09 December 2025 - 12:59
Track Rating: Soft 5, Weather: Fine, Rail Position: +5.5m Entire



Section	Overall	1000m	800m	600m	400m	200m								
Section Times	1:01.65 [6] (0:04.63)	0:57.02 [6] (0:11.60)	0:45.42 [7] (0:11.45)	0:33.97 [6] (0:10.84)	0:23.13 [5] (0:11.06)	0:12.07 [5] (0:12.07)								
Average Speed [km/h]	39.0	62.6	64.5	66.6	65.1	59.8								
Top Speed [km/h]	55.7	64.8	65.4	67.3	66.8	63.2								
Avg. Dist. to Rail [m]	5.8	1.8	3.2	5.4	5.7	7.3								
Avg. Stride Freq. [Hz]	2.1	2.5	2.5	2.5	2.4	2.3								
Avg. Stride Length [m]	4.9	7.1	7.3	7.5	7.5	7.1								





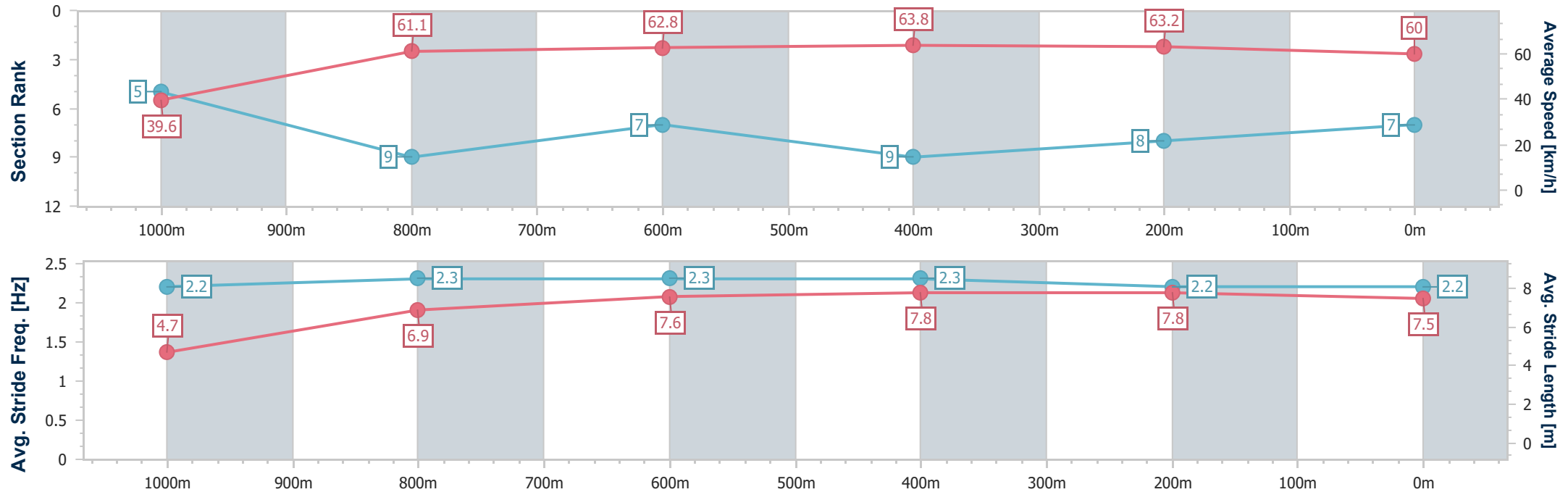
Horse/Jockey Name	Tiger Rocket
Final Rank	7
Fastest Section Time (Section)	0:04.59 (Overall)
Top Speed [km/h] (Section)	65.5 (600m)
Race State	Finished



RockhamptonProfessional
Race 1: TAB QTIS Two-Years-Old Handicap - 1050m
09 December 2025 - 12:59
Track Rating: Soft 5, Weather: Fine, Rail Position: +5.5m Entire



Section	Overall	1000m	800m	600m	400m	200m								
Section Times	1:02.36 [7] (0:04.59)	0:57.77 [5] (0:11.74)	0:46.03 [9] (0:11.38)	0:34.65 [7] (0:11.29)	0:23.36 [9] (0:11.35)	0:12.01 [8] (0:12.01)								
Average Speed [km/h]	39.6	61.1	62.8	63.8	63.2	60.0								
Top Speed [km/h]	54.8	63.7	64.3	65.5	65.2	62.0								
Avg. Dist. to Rail [m]	3.9	0.8	1.3	2.0	4.0	5.7								
Avg. Stride Freq. [Hz]	2.2	2.3	2.3	2.3	2.2	2.2								
Avg. Stride Length [m]	4.7	6.9	7.6	7.8	7.8	7.5								





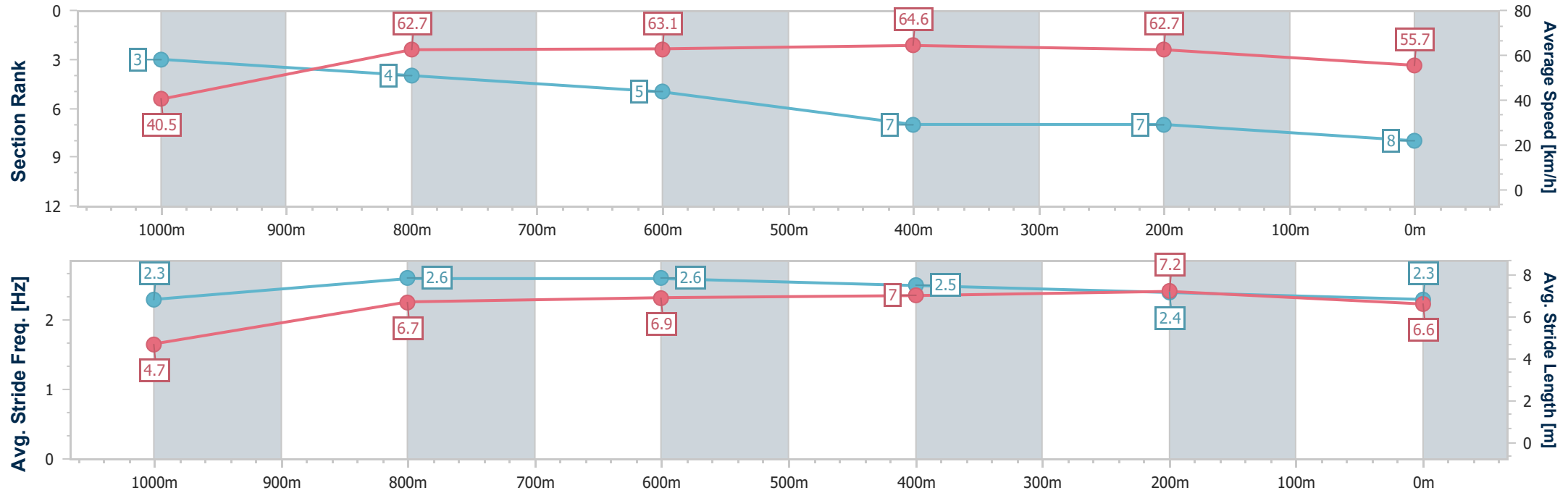
Horse/Jockey Name	Scotch Rocket
Final Rank	8
Fastest Section Time (Section)	0:04.51 (Overall)
Top Speed [km/h] (Section)	66.1 (600m)
Race State	Finished



RockhamptonProfessional
Race 1: TAB QTIS Two-Years-Old Handicap - 1050m
09 December 2025 - 12:59
Track Rating: Soft 5, Weather: Fine, Rail Position: +5.5m Entire



Section	Overall	1000m	800m	600m	400m	200m								
Section Times	1:03.16 [8] (0:04.51)	0:58.65 [3] (0:11.47)	0:47.18 [4] (0:11.62)	0:35.56 [5] (0:11.14)	0:24.42 [7] (0:11.52)	0:12.90 [7] (0:12.90)								
Average Speed [km/h]	40.5	62.7	63.1	64.6	62.7	55.7								
Top Speed [km/h]	55.2	65.5	64.5	66.1	64.8	60.7								
Avg. Dist. to Rail [m]	4.4	0.7	2.2	4.5	5.0	5.1								
Avg. Stride Freq. [Hz]	2.3	2.6	2.6	2.5	2.4	2.3								
Avg. Stride Length [m]	4.7	6.7	6.9	7.0	7.2	6.6								





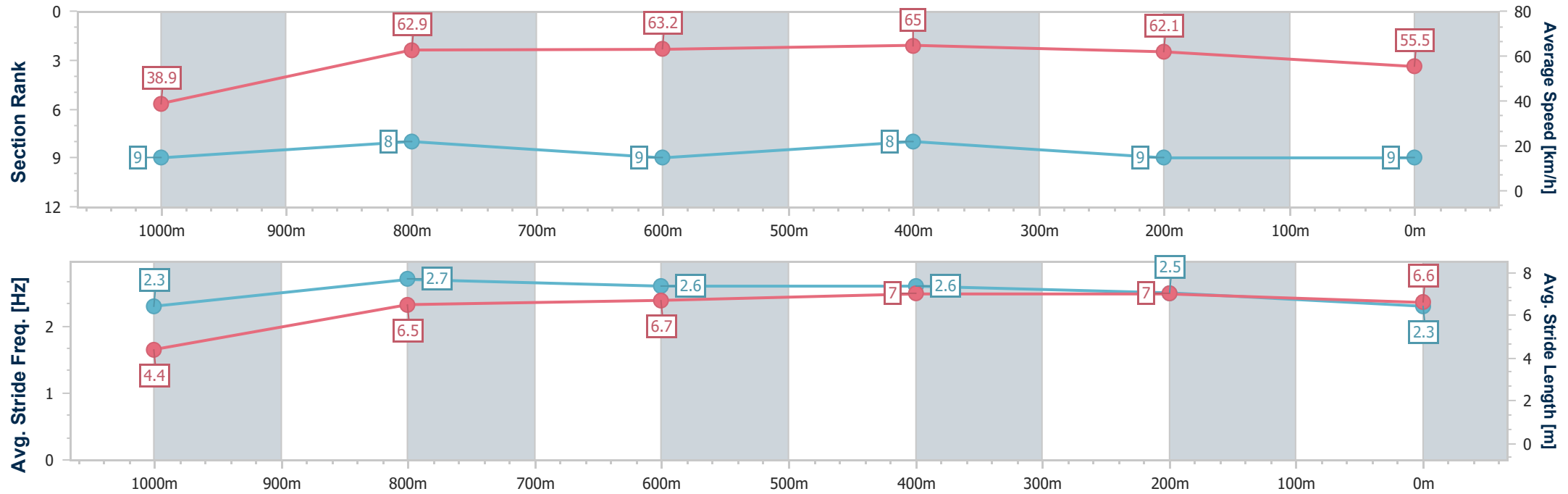
Horse/Jockey Name	Long Tall James
Final Rank	9
Fastest Section Time (Section)	0:04.70 (Overall)
Top Speed [km/h] (Section)	65.7 (600m)
Race State	Finished



RockhamptonProfessional
Race 1: TAB QTIS Two-Years-Old Handicap - 1050m
09 December 2025 - 12:59
Track Rating: Soft 5, Weather: Fine, Rail Position: +5.5m Entire



Section	Overall	1000m	800m	600m	400m	200m							
Section Times	1:03.52 [9] (0:04.70)	0:58.82 [9] (0:11.60)	0:47.22 [8] (0:11.54)	0:35.68 [9] (0:11.13)	0:24.55 [8] (0:11.57)	0:12.98 [9] (0:12.98)							
Average Speed [km/h]	38.9	62.9	63.2	65.0	62.1	55.5							
Top Speed [km/h]	56.0	64.9	64.8	65.7	65.2	59.3							
Avg. Dist. to Rail [m]	8.5	3.3	2.0	5.7	7.3	6.2							
Avg. Stride Freq. [Hz]	2.3	2.7	2.6	2.6	2.5	2.3							
Avg. Stride Length [m]	4.4	6.5	6.7	7.0	7.0	6.6							





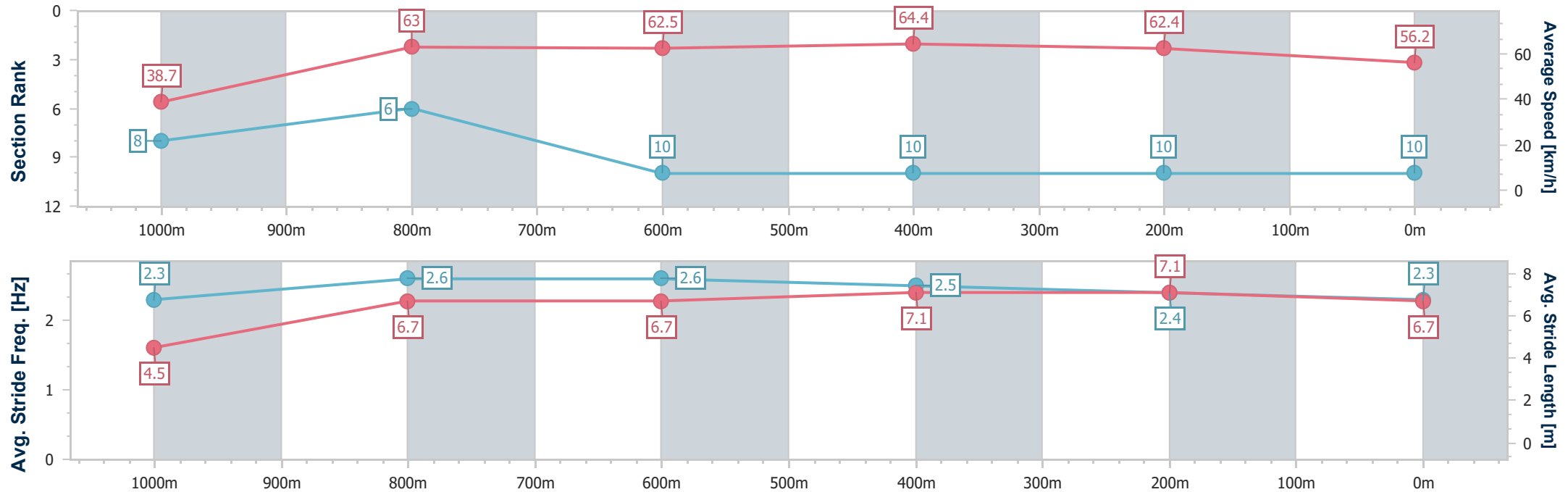
Horse/Jockey Name	Rocky Prince
Final Rank	10
Fastest Section Time (Section)	0:04.68 (Overall)
Top Speed [km/h] (Section)	65.2 (600m)
Race State	Finished



RockhamptonProfessional
Race 1: TAB QTIS Two-Years-Old Handicap - 1050m
09 December 2025 - 12:59
Track Rating: Soft 5, Weather: Fine, Rail Position: +5.5m Entire



Section	Overall	1000m	800m	600m	400m	200m								
Section Times	1:03.56 [10] (0:04.68)	0:58.88 [8] (0:11.55)	0:47.33 [6] (0:11.75)	0:35.58 [10] (0:11.21)	0:24.37 [10] (0:11.54)	0:12.83 [10] (0:12.83)								
Average Speed [km/h]	38.7	63.0	62.5	64.4	62.4	56.2								
Top Speed [km/h]	56.8	64.4	64.2	65.2	64.8	59.7								
Avg. Dist. to Rail [m]	7.4	2.4	2.6	6.1	7.0	7.6								
Avg. Stride Freq. [Hz]	2.3	2.6	2.6	2.5	2.4	2.3								
Avg. Stride Length [m]	4.5	6.7	6.7	7.1	7.1	6.7								





Rockhampton Professional

Race 2: GREAT NORTHERN QTIS Three-Years-Old Maiden Handicap - 1050m

09 December 2025 - 13:35



Track Rating: Soft 5, Weather: Fine, Rail Position: +5.5m Entire

Section						Overall	1000m	800m	600m	400m	200m	Last 600m		
Field Times						0:59.22 (0:04.23)	0:54.99 (0:11.06)	0:43.93 (0:10.95)	0:32.98 (0:10.72)	0:22.26 (0:10.76)	0:11.50 (0:11.50)	0:32.98		
Rank	TAB	Horse/Jockey	Barrier	Top Speed [km/h]	Fastest Section							Margin	Distance Travelled [m]	
1	6	EVAREADYMISS	2	67.9	0:04.35	0:59.22 [1]	0:54.87 [6]	0:43.93 [1]	0:32.98 [1]	0:22.26 [1]	0:11.50 [1]	0:59.22	0:32.98	
		Tahlia Fenlon		600m	Overall	(0:04.35)	(0:10.94)	(0:10.95)	(0:10.72)	(0:10.76)	(0:11.50)			
2	8	LADY WILLPOWER	4	70.4	0:04.29	0:59.27 [2]	0:54.98 [5]	0:43.65 [5]	0:32.55 [3]	0:22.10 [2]	0:11.55 [2]	0.29L	0:32.55	+0
		Ryan Wiggins		600m	Overall	(0:04.29)	(0:11.33)	(0:11.10)	(0:10.45)	(0:10.55)	(0:11.55)			
3	4	WAYNO	5	67.8	0:04.28	0:59.57 [3]	0:55.29 [4]	0:44.17 [2]	0:33.19 [2]	0:22.39 [3]	0:11.60 [3]	2.03L	0:33.19	+3
		Ashley Butler		400m	Overall	(0:04.28)	(0:11.12)	(0:10.98)	(0:10.80)	(0:10.79)	(0:11.60)			
4	3	TURBO TORQUE	3	68.0	0:04.48	0:59.96 [4]	0:55.48 [9]	0:44.13 [7]	0:33.07 [6]	0:22.37 [5]	0:11.54 [4]	4.32L	0:33.07	-2
		Olivia Webb		600m	Overall	(0:04.48)	(0:11.35)	(0:11.06)	(0:10.70)	(0:10.83)	(0:11.54)			
5	7	INNOVADER	1	68.4	0:04.28	0:59.99 [5]	0:55.71 [3]	0:44.44 [3]	0:33.23 [4]	0:22.48 [4]	0:11.52 [5]	4.51L	0:33.23	+7
		Nathan Thomas		600m	Overall	(0:04.28)	(0:11.27)	(0:11.21)	(0:10.75)	(0:10.96)	(0:11.52)			
6	10	MARELLITY	9	69.7	0:04.40	1:00.54 [6]	0:56.14 [8]	0:44.46 [9]	0:33.20 [9]	0:22.78 [6]	0:11.96 [6]	7.74L	0:33.20	+4
		Jackson Murphy		600m	Overall	(0:04.40)	(0:11.68)	(0:11.26)	(0:10.42)	(0:10.82)	(0:11.96)			
7	9	LEICA FLAMINGO	8	69.6	0:04.23	1:00.89 [7]	0:56.66 [2]	0:45.05 [8]	0:33.79 [7]	0:23.05 [8]	0:12.11 [7]	9.83L	0:33.79	+12
		Raul Silvera Olivera		600m	Overall	(0:04.23)	(0:11.61)	(0:11.26)	(0:10.74)	(0:10.94)	(0:12.11)			
8	1	AUGUST JOE	6	67.1	0:04.23	1:01.28 [8]	0:57.05 [1]	0:45.67 [4]	0:34.49 [5]	0:23.52 [7]	0:12.20 [9]	12.13L	0:34.49	+5
		Tom Orr		800m	Overall	(0:04.23)	(0:11.38)	(0:11.18)	(0:10.97)	(0:11.32)	(0:12.20)			
9	2	HARBOUR CHILL	7	70.0	0:04.37	1:01.29 [9]	0:56.92 [7]	0:45.52 [6]	0:33.96 [8]	0:23.33 [9]	0:12.29 [8]	12.18L	0:33.96	+3
		Sean Cormack		600m	Overall	(0:04.37)	(0:11.40)	(0:11.56)	(0:10.63)	(0:11.04)	(0:12.29)			

Scratched: Because I Can (#5)



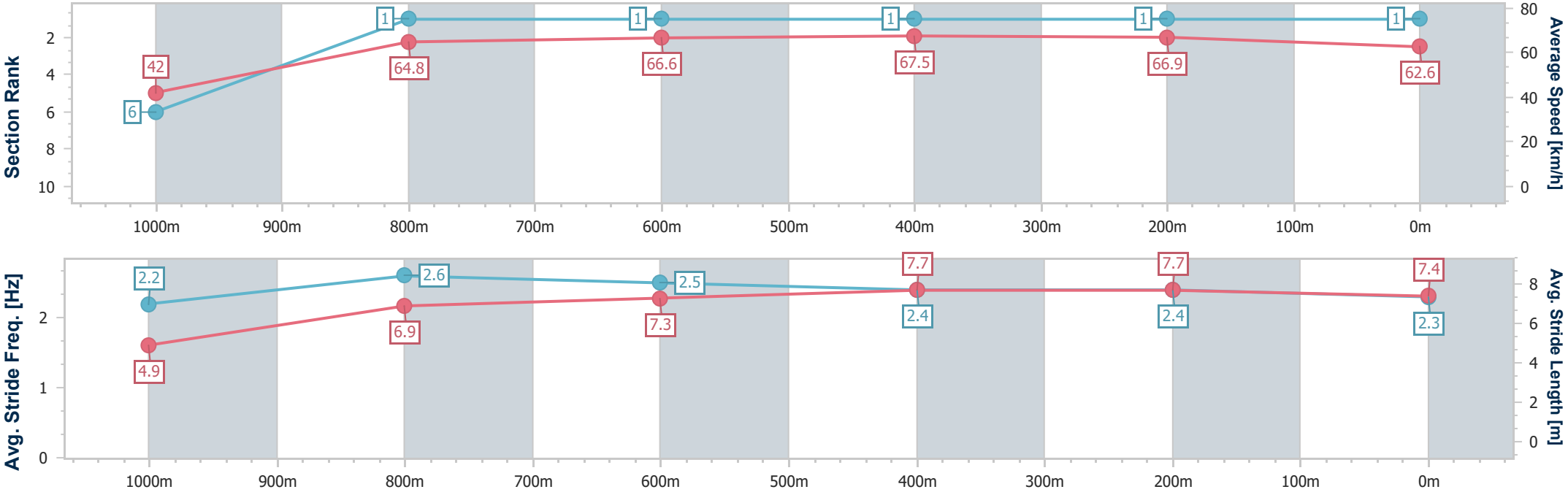
Horse/Jockey Name	Evareadymiss
Final Rank	1
Fastest Section Time (Section)	0:04.35 (Overall)
Top Speed [km/h] (Section)	67.9 (600m)
Race State	Finished



RockhamptonProfessional
Race 2: GREAT NORTHERN QTIS Three-Years-Old Maiden
Handicap - 1050m
09 December 2025 - 13:35
Track Rating: Soft 5, Weather: Fine, Rail Position: +5.5m Entire



Section	Overall	1000m	800m	600m	400m	200m								
Section Times	0:59.22 [1] (0:04.35)	0:54.87 [6] (0:10.94)	0:43.93 [1] (0:10.95)	0:32.98 [1] (0:10.72)	0:22.26 [1] (0:10.76)	0:11.50 [1] (0:11.50)								
Average Speed [km/h]	42.0	64.8	66.6	67.5	66.9	62.6								
Top Speed [km/h]	58.0	66.7	67.1	67.9	67.8	65.4								
Avg. Dist. to Rail [m]	1.1	1.7	1.9	3.2	2.0	2.3								
Avg. Stride Freq. [Hz]	2.2	2.6	2.5	2.4	2.4	2.3								
Avg. Stride Length [m]	4.9	6.9	7.3	7.7	7.7	7.4								





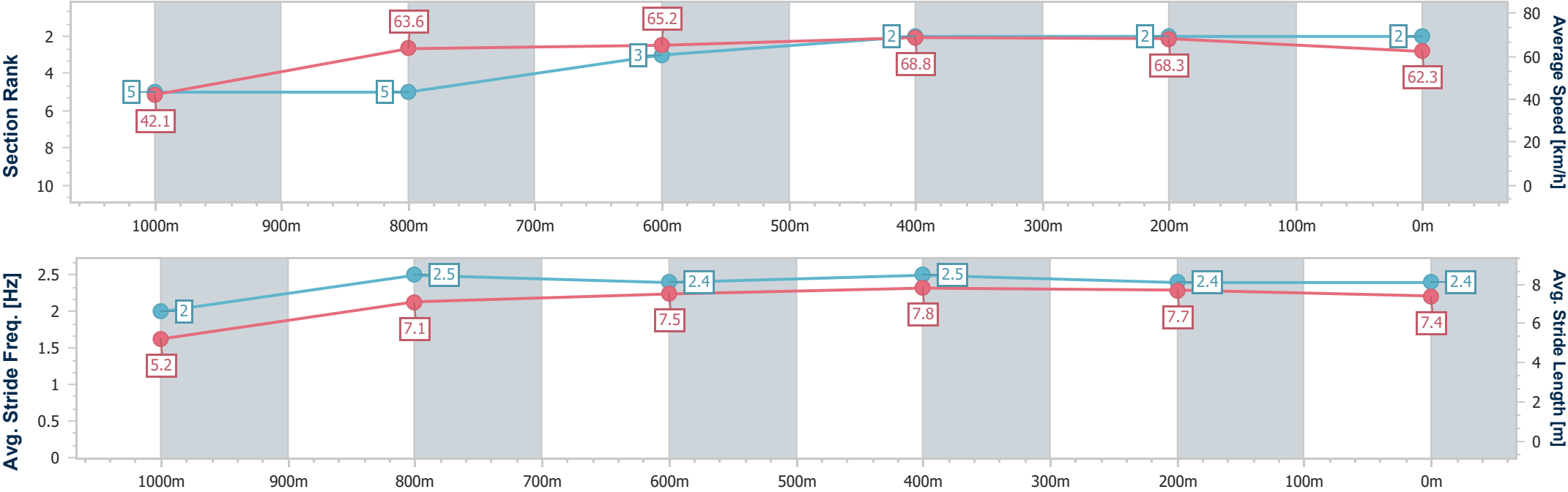
Horse/Jockey Name	Lady Willpower
Final Rank	2
Fastest Section Time (Section)	0:04.29 (Overall)
Top Speed [km/h] (Section)	70.4 (600m)
Race State	Finished



RockhamptonProfessional
Race 2: GREAT NORTHERN QTIS Three-Years-Old Maiden
Handicap - 1050m
09 December 2025 - 13:35
Track Rating: Soft 5, Weather: Fine, Rail Position: +5.5m Entire



Section	Overall	1000m	800m	600m	400m	200m								
Section Times	0:59.27 [2] (0:04.29)	0:54.98 [5] (0:11.33)	0:43.65 [5] (0:11.10)	0:32.55 [3] (0:10.45)	0:22.10 [2] (0:10.55)	0:11.55 [2] (0:11.55)								
Average Speed [km/h]	42.1	63.6	65.2	68.8	68.3	62.3								
Top Speed [km/h]	57.4	66.2	66.6	70.4	69.3	67.4								
Avg. Dist. to Rail [m]	3.5	0.9	0.6	2.2	3.1	4.6								
Avg. Stride Freq. [Hz]	2.0	2.5	2.4	2.5	2.4	2.4								
Avg. Stride Length [m]	5.2	7.1	7.5	7.8	7.7	7.4								





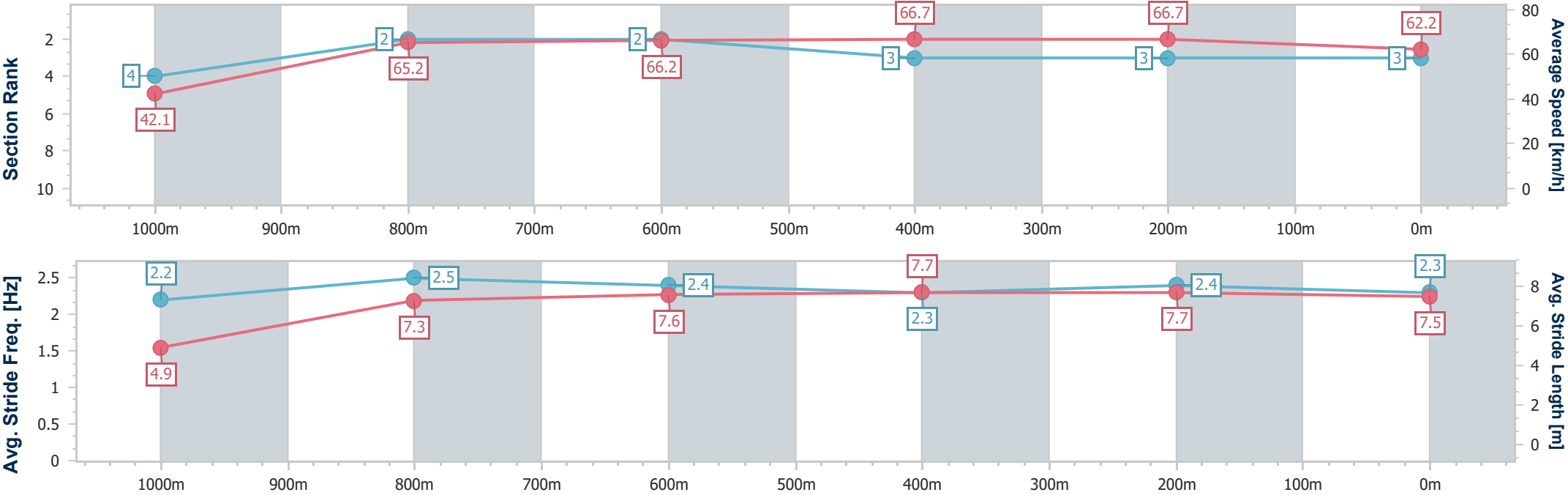
Horse/Jockey Name	Wayno
Final Rank	3
Fastest Section Time (Section)	0:04.28 (Overall)
Top Speed [km/h] (Section)	67.8 (400m)
Race State	Finished



RockhamptonProfessional
Race 2: GREAT NORTHERN QTIS Three-Years-Old Maiden
Handicap - 1050m
09 December 2025 - 13:35
Track Rating: Soft 5, Weather: Fine, Rail Position: +5.5m Entire



Section	Overall	1000m	800m	600m	400m	200m								
Section Times	0:59.57 [3] (0:04.28)	0:55.29 [4] (0:11.12)	0:44.17 [2] (0:10.98)	0:33.19 [2] (0:10.80)	0:22.39 [3] (0:10.79)	0:11.60 [3] (0:11.60)								
Average Speed [km/h]	42.1	65.2	66.2	66.7	66.7	62.2								
Top Speed [km/h]	57.8	65.9	66.6	67.3	67.8	65.3								
Avg. Dist. to Rail [m]	4.2	1.2	1.5	2.0	0.9	1.8								
Avg. Stride Freq. [Hz]	2.2	2.5	2.4	2.3	2.4	2.3								
Avg. Stride Length [m]	4.9	7.3	7.6	7.7	7.7	7.5								



[] Ranking at each section and finish
-.-.- No data available at this section
NA No data available



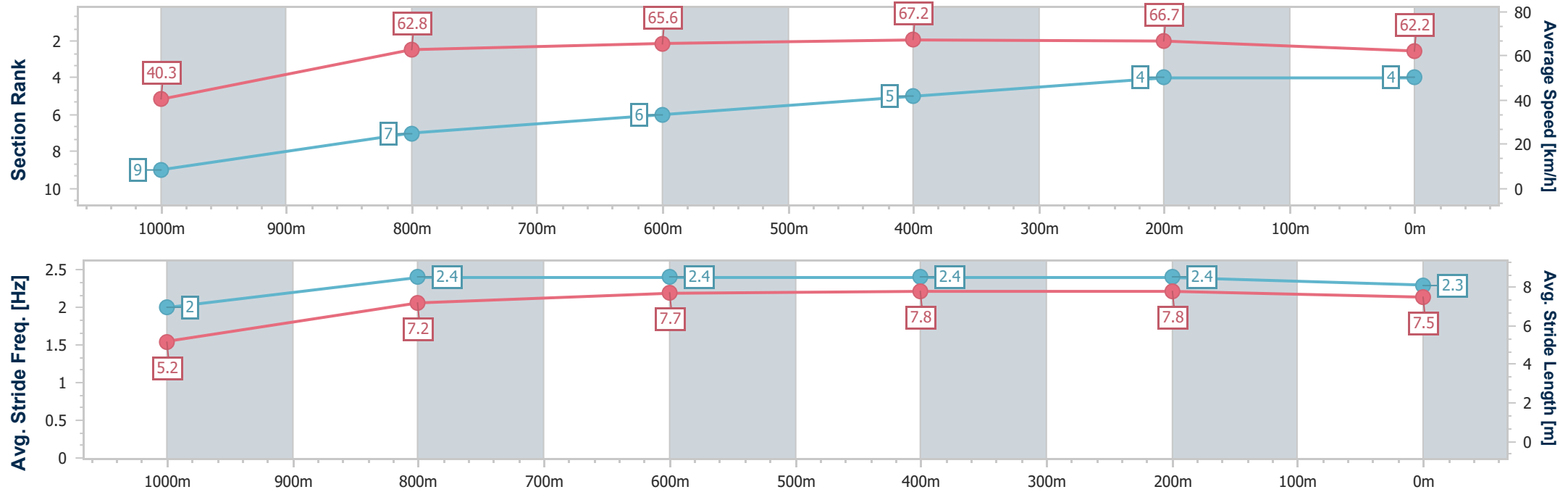
Horse/Jockey Name	Turbo Torque
Final Rank	4
Fastest Section Time (Section)	0:04.48 (Overall)
Top Speed [km/h] (Section)	68.0 (600m)
Race State	Finished



RockhamptonProfessional
Race 2: GREAT NORTHERN QTIS Three-Years-Old Maiden
Handicap - 1050m
09 December 2025 - 13:35
Track Rating: Soft 5, Weather: Fine, Rail Position: +5.5m Entire



Section	Overall	1000m	800m	600m	400m	200m								
Section Times	0:59.96 [4] (0:04.48)	0:55.48 [9] (0:11.35)	0:44.13 [7] (0:11.06)	0:33.07 [6] (0:10.70)	0:22.37 [5] (0:10.83)	0:11.54 [4] (0:11.54)								
Average Speed [km/h]	40.3	62.8	65.6	67.2	66.7	62.2								
Top Speed [km/h]	54.2	65.1	66.6	68.0	68.0	65.6								
Avg. Dist. to Rail [m]	1.0	1.4	1.2	2.0	2.5	3.4								
Avg. Stride Freq. [Hz]	2.0	2.4	2.4	2.4	2.4	2.3								
Avg. Stride Length [m]	5.2	7.2	7.7	7.8	7.8	7.5								



[] Ranking at each section and finish
- - - - - No data available at this section
NA No data available



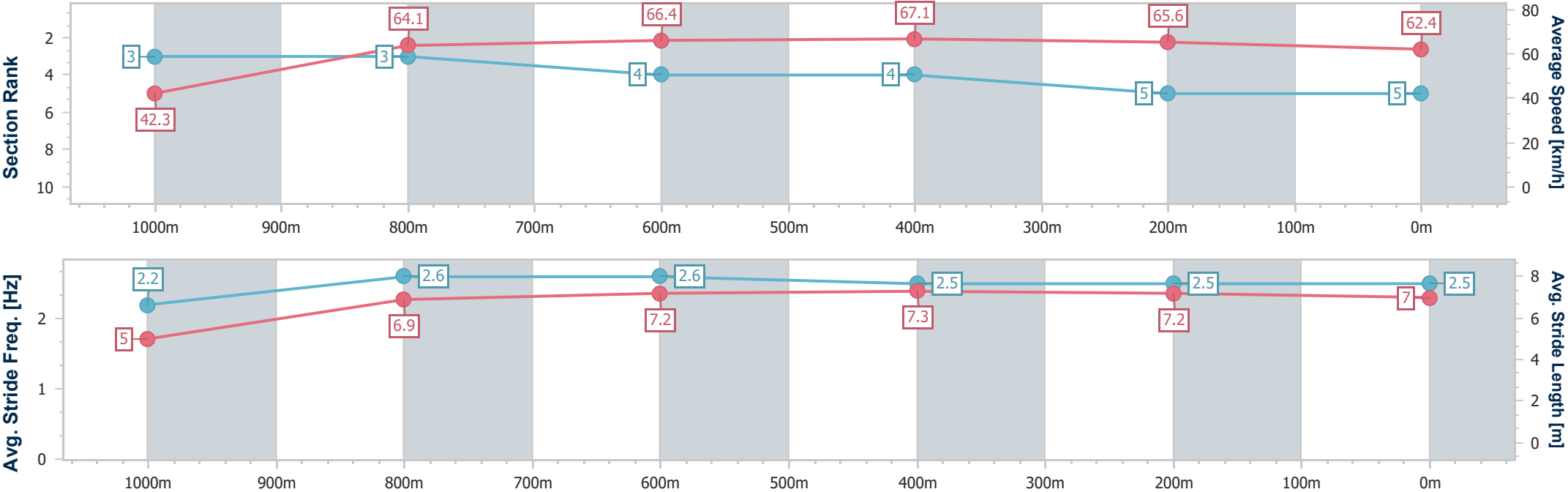
Horse/Jockey Name	Innovader
Final Rank	5
Fastest Section Time (Section)	0:04.28 (Overall)
Top Speed [km/h] (Section)	68.4 (600m)
Race State	Finished



RockhamptonProfessional
Race 2: GREAT NORTHERN QTIS Three-Years-Old Maiden
Handicap - 1050m
09 December 2025 - 13:35
Track Rating: Soft 5, Weather: Fine, Rail Position: +5.5m Entire



Section	Overall	1000m	800m	600m	400m	200m								
Section Times	0:59.99 [5] (0:04.28)	0:55.71 [3] (0:11.27)	0:44.44 [3] (0:11.21)	0:33.23 [4] (0:10.75)	0:22.48 [4] (0:10.96)	0:11.52 [5] (0:11.52)								
Average Speed [km/h]	42.3	64.1	66.4	67.1	65.6	62.4								
Top Speed [km/h]	54.0	68.3	67.1	68.4	66.9	64.9								
Avg. Dist. to Rail [m]	2.3	0.9	4.1	4.6	5.6	6.2								
Avg. Stride Freq. [Hz]	2.2	2.6	2.6	2.5	2.5	2.5								
Avg. Stride Length [m]	5.0	6.9	7.2	7.3	7.2	7.0								





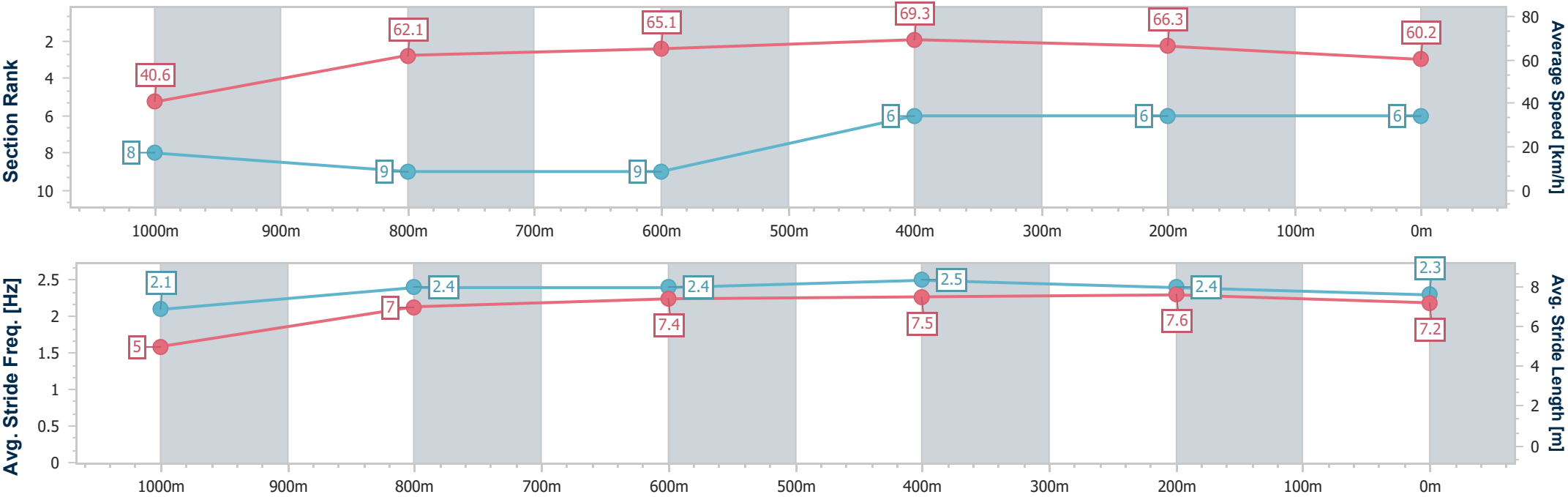
Horse/Jockey Name	Marellity
Final Rank	6
Fastest Section Time (Section)	0:04.40 (Overall)
Top Speed [km/h] (Section)	69.7 (600m)
Race State	Finished



RockhamptonProfessional
Race 2: GREAT NORTHERN QTIS Three-Years-Old Maiden
Handicap - 1050m
09 December 2025 - 13:35
Track Rating: Soft 5, Weather: Fine, Rail Position: +5.5m Entire



Section	Overall	1000m	800m	600m	400m	200m								
Section Times	1:00.54 [6] (0:04.40)	0:56.14 [8] (0:11.68)	0:44.46 [9] (0:11.26)	0:33.20 [9] (0:10.42)	0:22.78 [6] (0:10.82)	0:11.96 [6] (0:11.96)								
Average Speed [km/h]	40.6	62.1	65.1	69.3	66.3	60.2								
Top Speed [km/h]	54.1	64.9	67.3	69.7	69.7	63.6								
Avg. Dist. to Rail [m]	7.2	2.2	2.3	3.4	5.0	6.2								
Avg. Stride Freq. [Hz]	2.1	2.4	2.4	2.5	2.4	2.3								
Avg. Stride Length [m]	5.0	7.0	7.4	7.5	7.6	7.2								





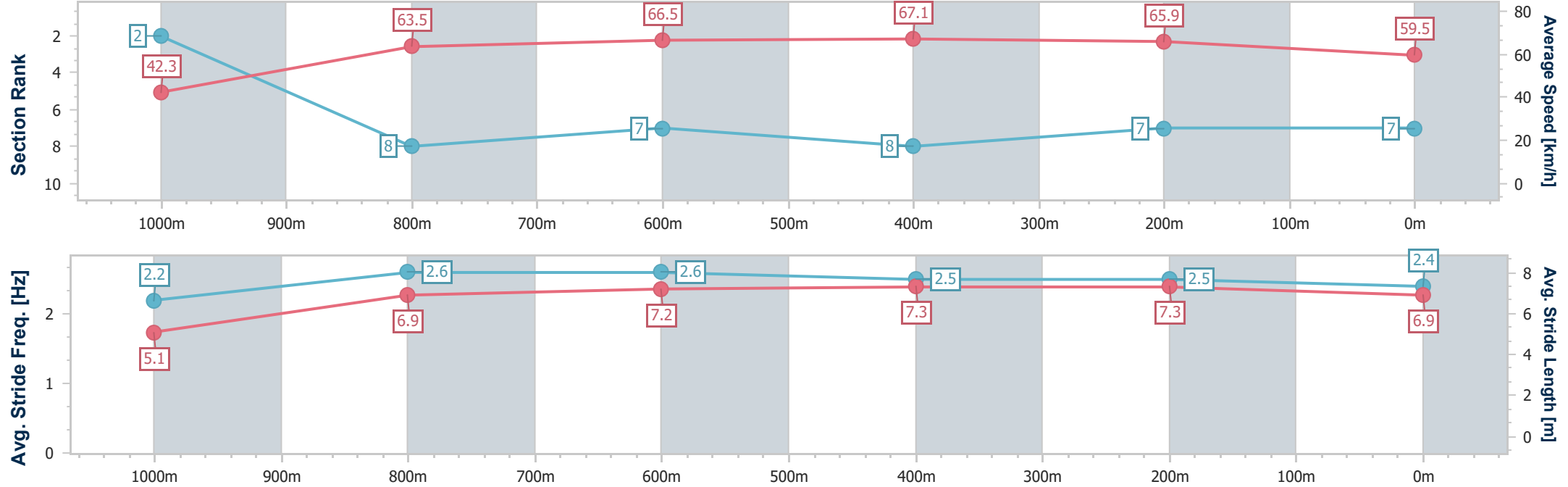
Horse/Jockey Name	Leica Flamingo
Final Rank	7
Fastest Section Time (Section)	0:04.23 (Overall)
Top Speed [km/h] (Section)	69.6 (600m)
Race State	Finished



RockhamptonProfessional
Race 2: GREAT NORTHERN QTIS Three-Years-Old Maiden
Handicap - 1050m
09 December 2025 - 13:35
Track Rating: Soft 5, Weather: Fine, Rail Position: +5.5m Entire



Section	Overall	1000m	800m	600m	400m	200m								
Section Times	1:00.89 [7] (0:04.23)	0:56.66 [2] (0:11.61)	0:45.05 [8] (0:11.26)	0:33.79 [7] (0:10.74)	0:23.05 [8] (0:10.94)	0:12.11 [7] (0:12.11)								
Average Speed [km/h]	42.3	63.5	66.5	67.1	65.9	59.5								
Top Speed [km/h]	56.7	66.4	68.4	69.6	68.0	63.3								
Avg. Dist. to Rail [m]	7.5	4.0	5.2	5.6	5.7	7.0								
Avg. Stride Freq. [Hz]	2.2	2.6	2.6	2.5	2.5	2.4								
Avg. Stride Length [m]	5.1	6.9	7.2	7.3	7.3	6.9								





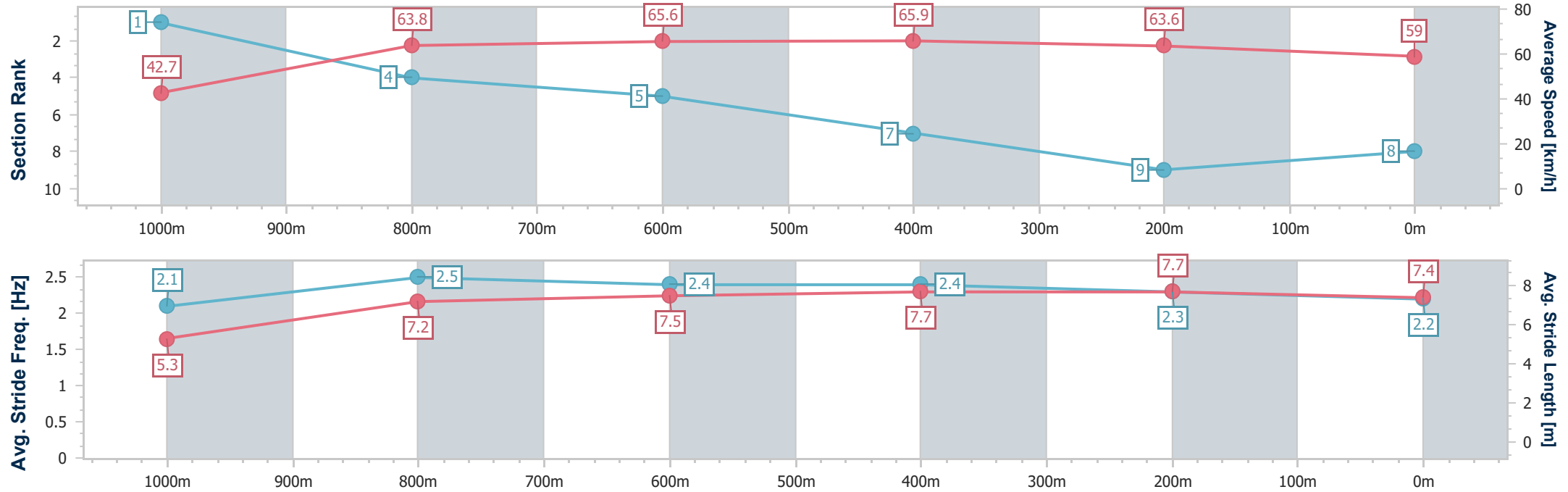
Horse/Jockey Name	August Joe
Final Rank	8
Fastest Section Time (Section)	0:04.23 (Overall)
Top Speed [km/h] (Section)	67.1 (800m)
Race State	Finished



RockhamptonProfessional
Race 2: GREAT NORTHERN QTIS Three-Years-Old Maiden
Handicap - 1050m
09 December 2025 - 13:35
Track Rating: Soft 5, Weather: Fine, Rail Position: +5.5m Entire



Section	Overall	1000m	800m	600m	400m	200m								
Section Times	1:01.28 [8] (0:04.23)	0:57.05 [1] (0:11.38)	0:45.67 [4] (0:11.18)	0:34.49 [5] (0:10.97)	0:23.52 [7] (0:11.32)	0:12.20 [9] (0:12.20)								
Average Speed [km/h]	42.7	63.8	65.6	65.9	63.6	59.0								
Top Speed [km/h]	56.7	65.6	67.1	66.2	65.8	61.0								
Avg. Dist. to Rail [m]	5.1	1.9	2.3	4.7	7.2	6.4								
Avg. Stride Freq. [Hz]	2.1	2.5	2.4	2.4	2.3	2.2								
Avg. Stride Length [m]	5.3	7.2	7.5	7.7	7.7	7.4								





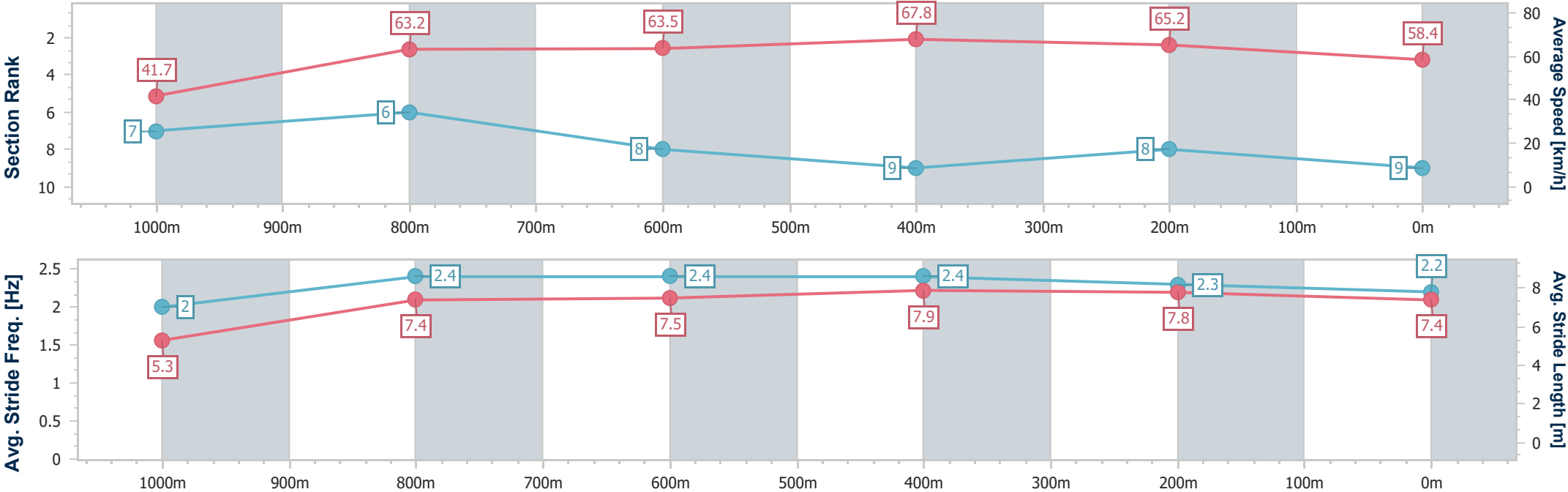
Horse/Jockey Name	Harbour Chill
Final Rank	9
Fastest Section Time (Section)	0:04.37 (Overall)
Top Speed [km/h] (Section)	70.0 (600m)
Race State	Finished



RockhamptonProfessional
Race 2: GREAT NORTHERN QTIS Three-Years-Old Maiden
Handicap - 1050m
09 December 2025 - 13:35
Track Rating: Soft 5, Weather: Fine, Rail Position: +5.5m Entire



Section	Overall	1000m	800m	600m	400m	200m								
Section Times	1:01.29 [9] (0:04.37)	0:56.92 [7] (0:11.40)	0:45.52 [6] (0:11.56)	0:33.96 [8] (0:10.63)	0:23.33 [9] (0:11.04)	0:12.29 [8] (0:12.29)								
Average Speed [km/h]	41.7	63.2	63.5	67.8	65.2	58.4								
Top Speed [km/h]	56.8	67.4	65.5	70.0	67.5	62.1								
Avg. Dist. to Rail [m]	5.9	1.4	2.4	4.5	7.3	8.2								
Avg. Stride Freq. [Hz]	2.0	2.4	2.4	2.4	2.3	2.2								
Avg. Stride Length [m]	5.3	7.4	7.5	7.9	7.8	7.4								





Rockhampton Professional
Race 3: CHRISTMAS GREETINGS FROM THE RJC QTIS Three-Years-Old
Handicap - 1200m
09 December 2025 - 14:12



Track Rating: Soft 5, Weather: Fine, Rail Position: +5.5m Entire

Section		Overall				1000m	800m	600m	400m	200m	Last 600m		
Field Times		1:09.70 (0:13.01)				0:56.69 (0:11.22)	0:45.47 (0:11.55)	0:33.92 (0:11.06)	0:22.86 (0:11.15)	0:11.71 (0:11.71)	0:33.92		
Rank	TAB	Horse/Jockey	Barrier	Top Speed [km/h]	Fastest Section						Margin	Distance Travelled [m]	
1	6	NEXT LEGACY	1	66.0	0:10.99	1:09.70 [1]	0:56.52 [5]	0:45.14 [5]	0:33.55 [4]	0:22.54 [3]	0:11.55 [2]	1:09.70	0:33.55
		Raul Silvera Olivera		600m	400m	(0:13.18)	(0:11.38)	(0:11.59)	(0:11.01)	(0:10.99)	(0:11.55)		
2	2	BANG STICK	2	67.2	0:11.12	1:09.86 [2]	0:56.73 [4]	0:45.36 [4]	0:33.71 [5]	0:22.59 [5]	0:11.43 [6]	0.95L	0:33.71 +2
		Olivia Webb		400m	600m	(0:13.13)	(0:11.37)	(0:11.65)	(0:11.12)	(0:11.16)	(0:11.43)		
3	1	SARAQAEI	5	66.9	0:11.05	1:09.91 [3]	0:56.81 [3]	0:45.55 [3]	0:33.80 [3]	0:22.75 [4]	0:11.67 [3]	1.25L	0:33.80 +7
		Jackson Murphy		600m	600m	(0:13.10)	(0:11.26)	(0:11.75)	(0:11.05)	(0:11.08)	(0:11.67)		
4	3	ATLANTIC RAIN	3	65.8	0:11.06	1:09.93 [4]	0:56.91 [2]	0:45.61 [2]	0:34.15 [1]	0:23.09 [1]	0:11.94 [1]	1.4L	0:34.15 -2
		Ashley Butler		600m	600m	(0:13.02)	(0:11.30)	(0:11.46)	(0:11.06)	(0:11.15)	(0:11.94)		
5	7	SUPID DATE	6	67.3	0:10.90	1:10.25 [5]	0:56.87 [7]	0:45.64 [6]	0:33.79 [7]	0:22.74 [6]	0:11.84 [5]	3.24L	0:33.79 +3
		Sean Cormack		400m	400m	(0:13.38)	(0:11.23)	(0:11.85)	(0:11.05)	(0:10.90)	(0:11.84)		
6	5	HONOURBEFORE GLORY	4	66.4	0:11.14	1:11.00 [6]	0:57.99 [1]	0:46.77 [1]	0:35.15 [2]	0:24.01 [2]	0:12.63 [4]	7.65L	0:35.15 +2
		Ryan Wiggins		1000m	600m	(0:13.01)	(0:11.22)	(0:11.62)	(0:11.14)	(0:11.38)	(0:12.63)		
7	4	NOSEY NEO	7	65.0	0:11.29	1:11.49 [7]	0:58.16 [6]	0:46.77 [7]	0:35.08 [6]	0:23.79 [7]	0:12.31 [7]	10.56L	0:35.08 +4
		Nikki Olzard		600m	600m	(0:13.33)	(0:11.39)	(0:11.69)	(0:11.29)	(0:11.48)	(0:12.31)		



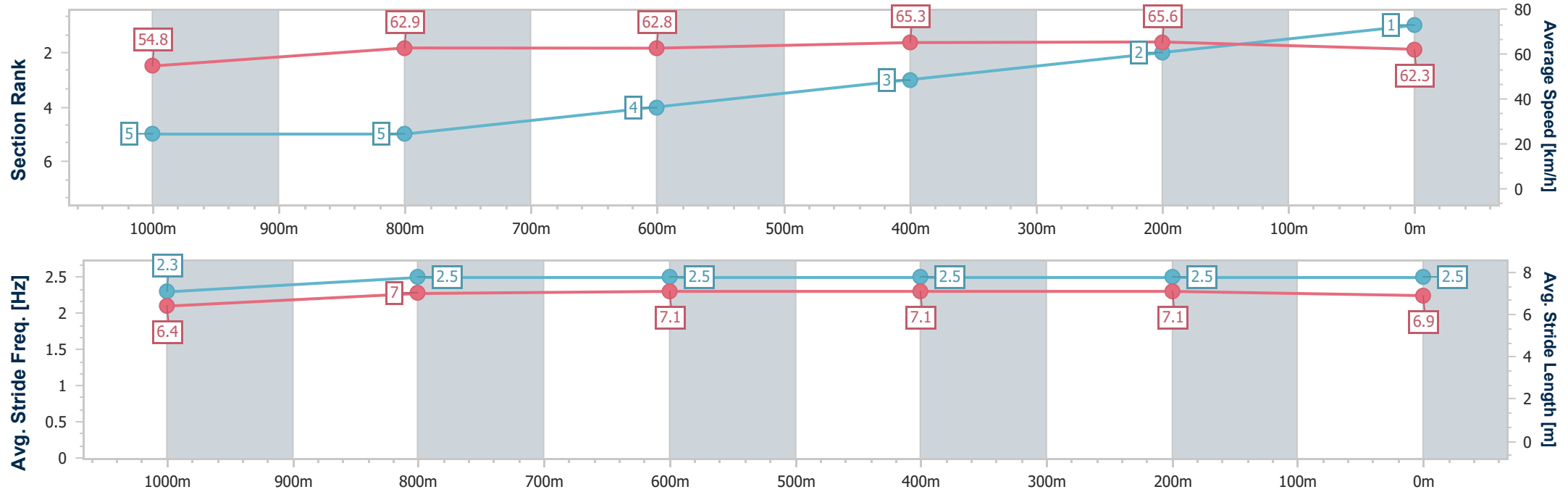
Horse/Jockey Name	Next Legacy
Final Rank	1
Fastest Section Time (Section)	0:10.99 (400m)
Top Speed [km/h] (Section)	66.0 (600m)
Race State	Finished



RockhamptonProfessional
Race 3: CHRISTMAS GREETINGS FROM THE RJC QTIS Three-
Years-Old Handicap - 1200m
09 December 2025 - 14:12
Track Rating: Soft 5, Weather: Fine, Rail Position: +5.5m Entire



Section	Overall	1000m	800m	600m	400m	200m								
Section Times	1:09.70 [1] (0:13.18)	0:56.52 [5] (0:11.38)	0:45.14 [5] (0:11.59)	0:33.55 [4] (0:11.01)	0:22.54 [3] (0:10.99)	0:11.55 [2] (0:11.55)								
Average Speed [km/h]	54.8	62.9	62.8	65.3	65.6	62.3								
Top Speed [km/h]	64.0	63.9	63.8	66.0	65.9	64.9								
Avg. Dist. to Rail [m]	0.6	0.6	1.2	1.4	2.4	3.7								
Avg. Stride Freq. [Hz]	2.3	2.5	2.5	2.5	2.5	2.5								
Avg. Stride Length [m]	6.4	7.0	7.1	7.1	7.1	6.9								





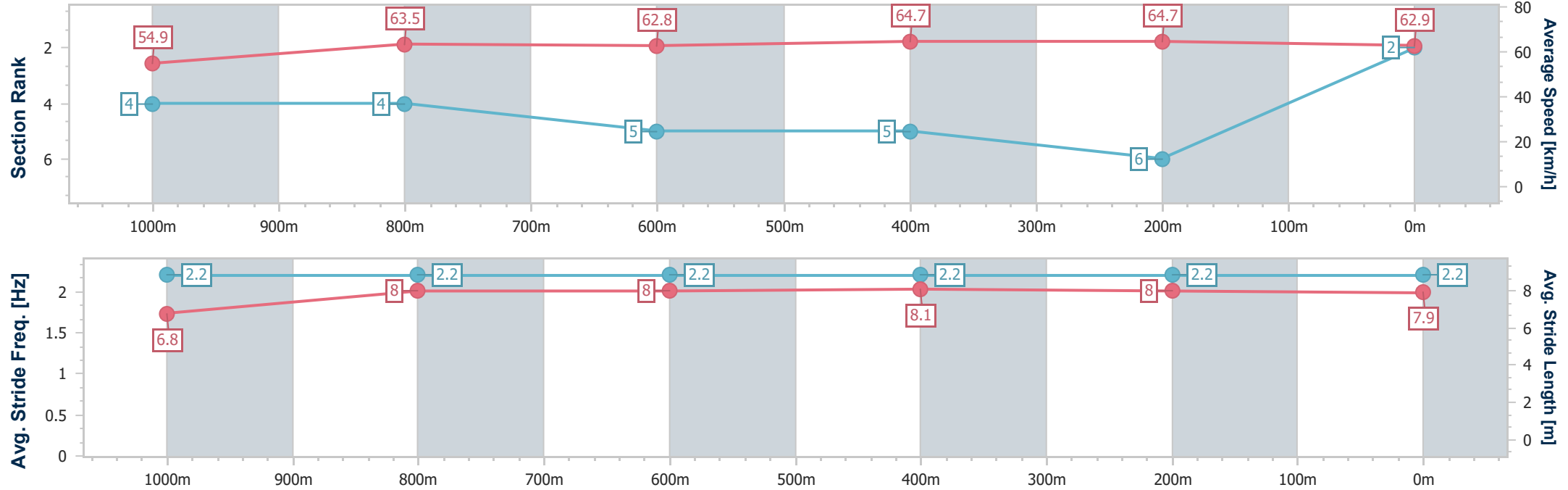
Horse/Jockey Name	Bang Stick
Final Rank	2
Fastest Section Time (Section)	0:11.12 (600m)
Top Speed [km/h] (Section)	67.2 (400m)
Race State	Finished



RockhamptonProfessional
Race 3: CHRISTMAS GREETINGS FROM THE RJC QTIS Three-
Years-Old Handicap - 1200m
09 December 2025 - 14:12
Track Rating: Soft 5, Weather: Fine, Rail Position: +5.5m Entire



Section	Overall	1000m	800m	600m	400m	200m								
Section Times	1:09.86 [2] (0:13.13)	0:56.73 [4] (0:11.37)	0:45.36 [4] (0:11.65)	0:33.71 [5] (0:11.12)	0:22.59 [5] (0:11.16)	0:11.43 [6] (0:11.43)								
Average Speed [km/h]	54.9	63.5	62.8	64.7	64.7	62.9								
Top Speed [km/h]	65.4	65.6	64.5	66.8	67.2	65.0								
Avg. Dist. to Rail [m]	0.8	0.5	2.2	3.1	4.5	6.3								
Avg. Stride Freq. [Hz]	2.2	2.2	2.2	2.2	2.2	2.2								
Avg. Stride Length [m]	6.8	8.0	8.0	8.1	8.0	7.9								





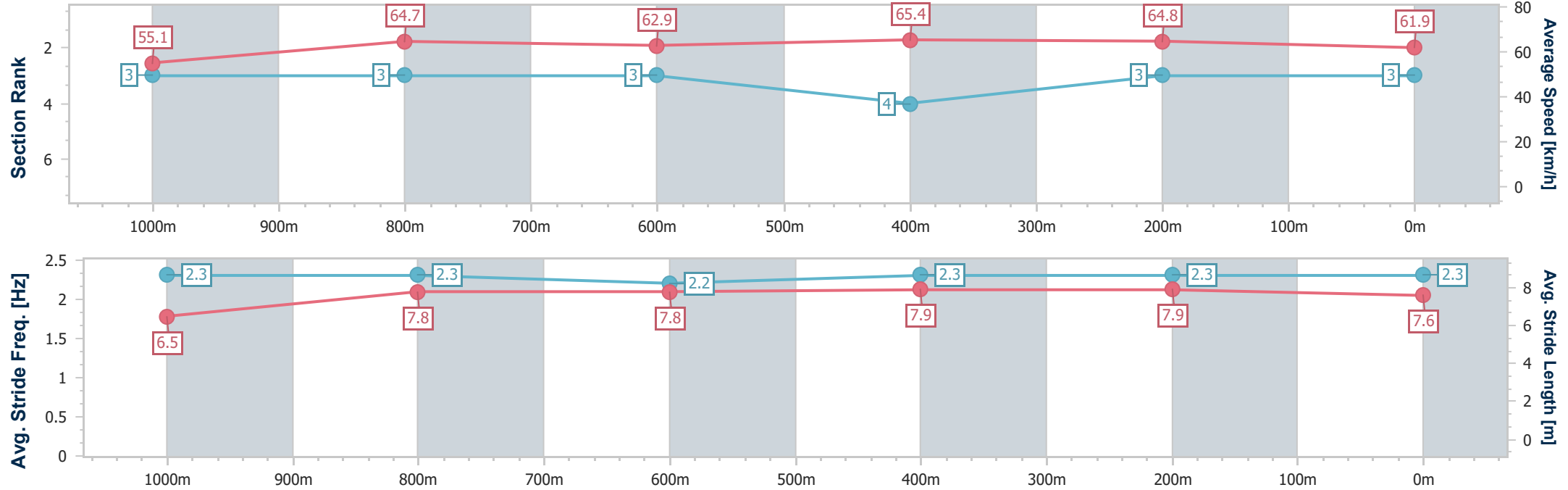
Horse/Jockey Name	Saraqael
Final Rank	3
Fastest Section Time (Section)	0:11.05 (600m)
Top Speed [km/h] (Section)	66.9 (600m)
Race State	Finished



RockhamptonProfessional
Race 3: CHRISTMAS GREETINGS FROM THE RJC QTIS Three-
Years-Old Handicap - 1200m
09 December 2025 - 14:12
Track Rating: Soft 5, Weather: Fine, Rail Position: +5.5m Entire



Section	Overall	1000m	800m	600m	400m	200m								
Section Times	1:09.91 [3] (0:13.10)	0:56.81 [3] (0:11.26)	0:45.55 [3] (0:11.75)	0:33.80 [3] (0:11.05)	0:22.75 [4] (0:11.08)	0:11.67 [3] (0:11.67)								
Average Speed [km/h]	55.1	64.7	62.9	65.4	64.8	61.9								
Top Speed [km/h]	64.3	66.1	63.9	66.9	66.3	63.8								
Avg. Dist. to Rail [m]	4.7	2.6	3.1	3.4	4.1	4.6								
Avg. Stride Freq. [Hz]	2.3	2.3	2.2	2.3	2.3	2.3								
Avg. Stride Length [m]	6.5	7.8	7.8	7.9	7.9	7.6								





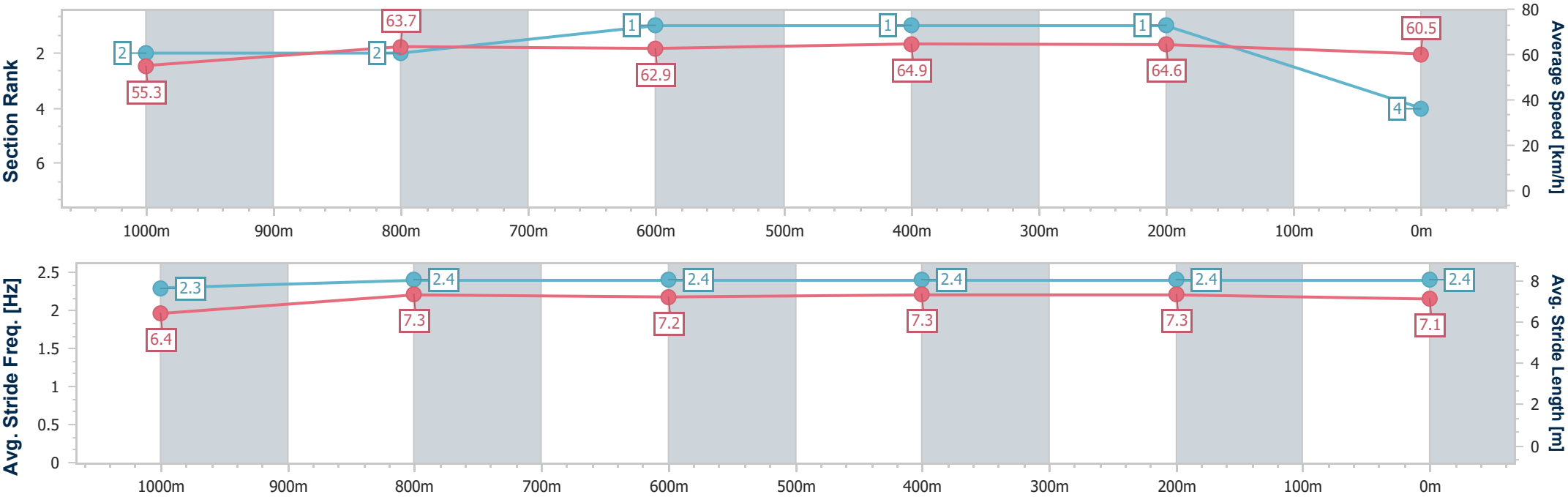
Horse/Jockey Name	Atlantic Rain
Final Rank	4
Fastest Section Time (Section)	0:11.06 (600m)
Top Speed [km/h] (Section)	65.8 (600m)
Race State	Finished



RockhamptonProfessional
Race 3: CHRISTMAS GREETINGS FROM THE RJC QTIS Three-
Years-Old Handicap - 1200m
09 December 2025 - 14:12
Track Rating: Soft 5, Weather: Fine, Rail Position: +5.5m Entire



Section	Overall	1000m	800m	600m	400m	200m								
Section Times	1:09.93 [4] (0:13.02)	0:56.91 [2] (0:11.30)	0:45.61 [2] (0:11.46)	0:34.15 [1] (0:11.06)	0:23.09 [1] (0:11.15)	0:11.94 [1] (0:11.94)								
Average Speed [km/h]	55.3	63.7	62.9	64.9	64.6	60.5								
Top Speed [km/h]	64.1	65.0	63.6	65.8	65.6	62.9								
Avg. Dist. to Rail [m]	1.5	0.3	0.3	0.5	1.2	1.7								
Avg. Stride Freq. [Hz]	2.3	2.4	2.4	2.4	2.4	2.4								
Avg. Stride Length [m]	6.4	7.3	7.2	7.3	7.3	7.1								





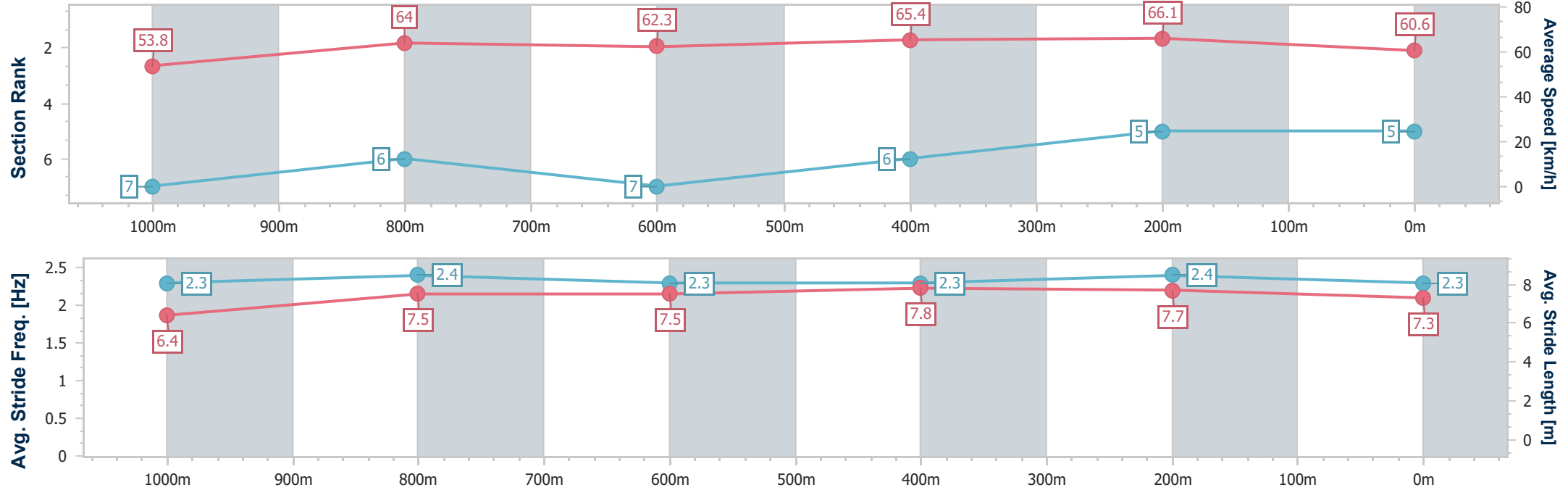
Horse/Jockey Name	Supid Date
Final Rank	5
Fastest Section Time (Section)	0:10.90 (400m)
Top Speed [km/h] (Section)	67.3 (400m)
Race State	Finished



RockhamptonProfessional
Race 3: CHRISTMAS GREETINGS FROM THE RJC QTIS Three-
Years-Old Handicap - 1200m
09 December 2025 - 14:12
Track Rating: Soft 5, Weather: Fine, Rail Position: +5.5m Entire



Section	Overall	1000m	800m	600m	400m	200m								
Section Times	1:10.25 [5] (0:13.38)	0:56.87 [7] (0:11.23)	0:45.64 [6] (0:11.85)	0:33.79 [7] (0:11.05)	0:22.74 [6] (0:10.90)	0:11.84 [5] (0:11.84)								
Average Speed [km/h]	53.8	64.0	62.3	65.4	66.1	60.6								
Top Speed [km/h]	64.9	66.5	64.7	66.5	67.3	65.2								
Avg. Dist. to Rail [m]	3.1	1.1	3.0	4.1	5.9	6.9								
Avg. Stride Freq. [Hz]	2.3	2.4	2.3	2.3	2.4	2.3								
Avg. Stride Length [m]	6.4	7.5	7.5	7.8	7.7	7.3								



[] Ranking at each section and finish
-.-.- No data available at this section
NA No data available



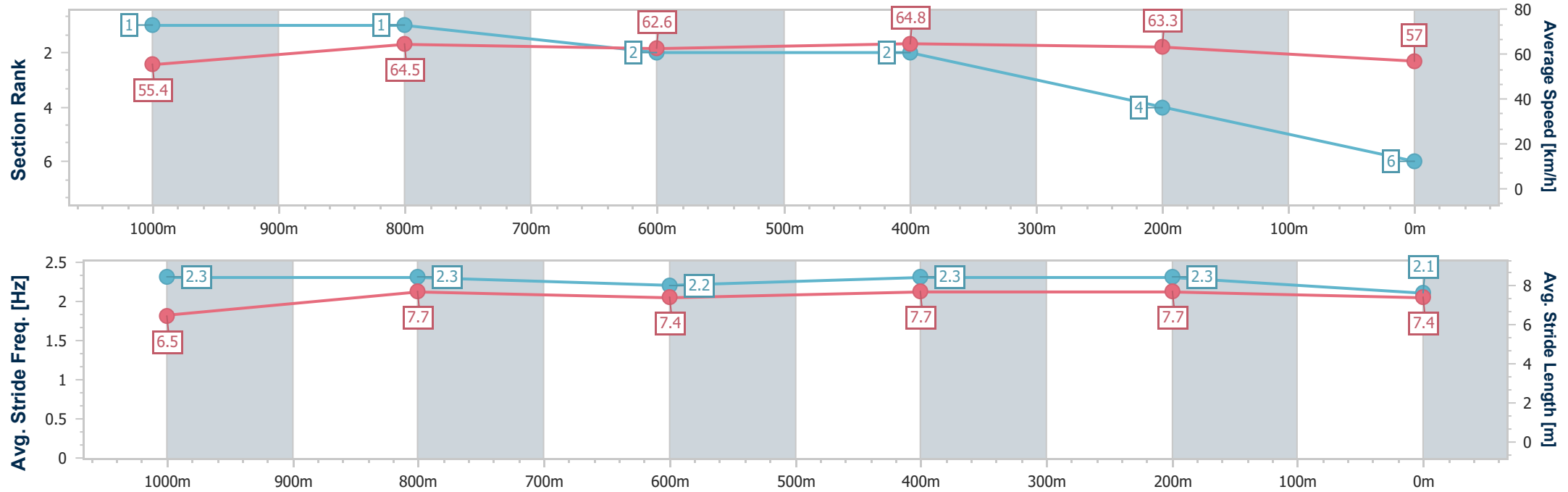
Horse/Jockey Name	Honourbefore Glory
Final Rank	6
Fastest Section Time (Section)	0:11.14 (600m)
Top Speed [km/h] (Section)	66.4 (1000m)
Race State	Finished



RockhamptonProfessional
Race 3: CHRISTMAS GREETINGS FROM THE RJC QTIS Three-
Years-Old Handicap - 1200m
09 December 2025 - 14:12
Track Rating: Soft 5, Weather: Fine, Rail Position: +5.5m Entire



Section	Overall	1000m	800m	600m	400m	200m								
Section Times	1:11.00 [6] (0:13.01)	0:57.99 [1] (0:11.22)	0:46.77 [1] (0:11.62)	0:35.15 [2] (0:11.14)	0:24.01 [2] (0:11.38)	0:12.63 [4] (0:12.63)								
Average Speed [km/h]	55.4	64.5	62.6	64.8	63.3	57.0								
Top Speed [km/h]	64.2	66.4	63.3	65.8	65.4	61.3								
Avg. Dist. to Rail [m]	3.2	0.5	1.8	2.5	3.0	3.2								
Avg. Stride Freq. [Hz]	2.3	2.3	2.2	2.3	2.3	2.1								
Avg. Stride Length [m]	6.5	7.7	7.4	7.7	7.7	7.4								





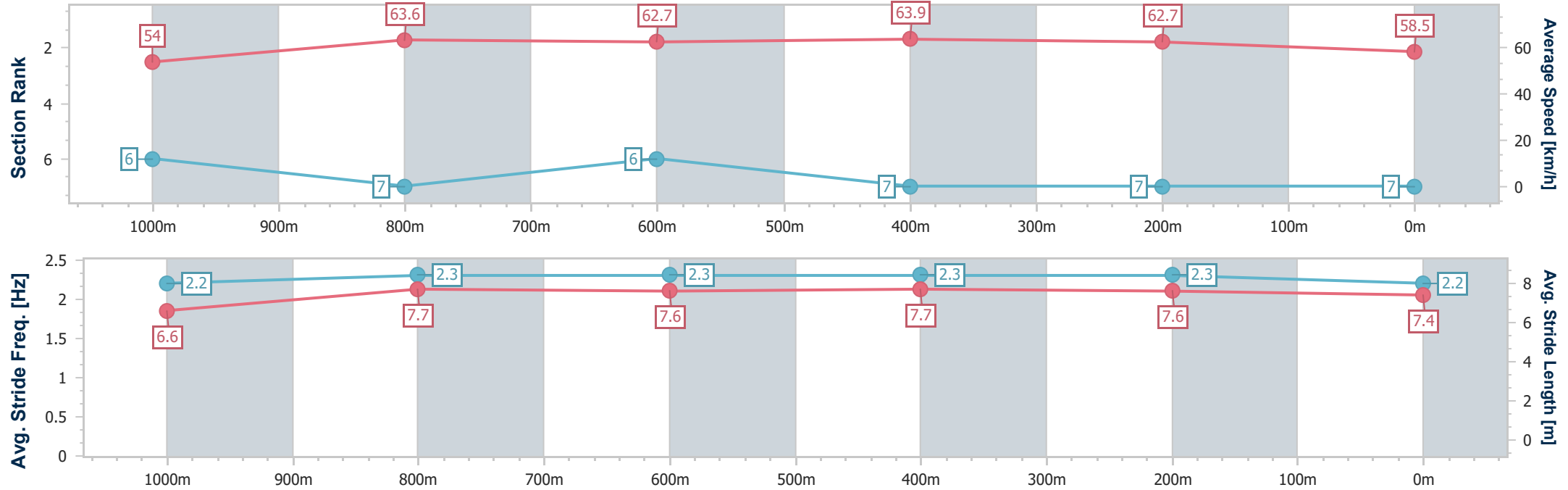
Horse/Jockey Name	Nosey Neo
Final Rank	7
Fastest Section Time (Section)	0:11.29 (600m)
Top Speed [km/h] (Section)	65.0 (600m)
Race State	Finished



RockhamptonProfessional
Race 3: CHRISTMAS GREETINGS FROM THE RJC QTIS Three-
Years-Old Handicap - 1200m
09 December 2025 - 14:12
Track Rating: Soft 5, Weather: Fine, Rail Position: +5.5m Entire



Section	Overall	1000m	800m	600m	400m	200m								
Section Times	1:11.49 [7] (0:13.33)	0:58.16 [6] (0:11.39)	0:46.77 [7] (0:11.69)	0:35.08 [6] (0:11.29)	0:23.79 [7] (0:11.48)	0:12.31 [7] (0:12.31)								
Average Speed [km/h]	54.0	63.6	62.7	63.9	62.7	58.5								
Top Speed [km/h]	63.5	64.5	64.5	65.0	64.5	60.7								
Avg. Dist. to Rail [m]	4.8	0.9	2.6	4.2	3.8	4.2								
Avg. Stride Freq. [Hz]	2.2	2.3	2.3	2.3	2.3	2.2								
Avg. Stride Length [m]	6.6	7.7	7.6	7.7	7.6	7.4								





Rockhampton Professional

Race 4: CJB CONSTRUCTIONS BM60 Handicap - 1400m

09 December 2025 - 14:48



Track Rating: Soft 5, Weather: Fine, Rail Position: +5.5m Entire

Section					Overall	1200m	1000m	800m	600m	400m	Last 600m		
Field Times					1:22.01 (0:12.95)	1:09.06 (0:11.52)	0:57.54 (0:11.35)	0:46.19 (0:11.58)	0:34.61 (0:11.07)	0:23.54 (0:11.26)	0:34.61		
Rank	TAB	Horse/Jockey	Barrier	Top Speed [km/h]	Fastest Section							Distance Travelled [m]	
1	6	PRESSZORA	4	66.4	0:11.07	1:22.01 [1]	1:09.06 [1]	0:57.54 [1]	0:46.19 [1]	0:34.61 [1]	0:23.54 [1]	0:34.61	
		Ashley Butler		600m	600m	(0:12.95)	(0:11.52)	(0:11.35)	(0:11.58)	(0:11.07)	(0:11.26)		
2	4	REPLACE THE ACE	1	66.4	0:11.06	1:22.21 [2]	1:08.76 [4]	0:57.42 [5]	0:46.07 [3]	0:34.46 [2]	0:23.40 [2]	0:34.46	-3
		Tahlia Fenlon		600m	600m	(0:13.45)	(0:11.34)	(0:11.35)	(0:11.61)	(0:11.06)	(0:11.25)		
3	8	CRAIGLEA LA VIE	7	67.0	0:11.03	1:22.29 [3]	1:08.70 [6]	0:57.66 [2]	0:46.19 [2]	0:34.41 [4]	0:23.38 [3]	0:34.41	+10
		Gabrielle Semmens		1200m	600m	(0:13.59)	(0:11.04)	(0:11.47)	(0:11.78)	(0:11.03)	(0:11.28)		
4	2	WARNA	5	67.1	0:11.04	1:22.43 [4]	1:08.77 [8]	0:57.37 [8]	0:45.94 [8]	0:34.18 [8]	0:23.14 [8]	0:34.18	+7
		Ryan Wiggins		600m	600m	(0:13.66)	(0:11.40)	(0:11.43)	(0:11.76)	(0:11.04)	(0:11.24)		
5	3	LEGOLAS	2	66.5	0:11.12	1:22.44 [5]	1:08.85 [7]	0:57.43 [7]	0:46.05 [7]	0:34.42 [6]	0:23.30 [6]	0:34.42	+2
		Brooke Johnson		600m	600m	(0:13.59)	(0:11.42)	(0:11.38)	(0:11.63)	(0:11.12)	(0:11.15)		
6	7	SANTORINI SUMMER	3	65.4	0:11.17	1:22.78 [6]	1:09.41 [3]	0:57.84 [6]	0:46.42 [6]	0:34.86 [5]	0:23.69 [5]	0:34.86	-1
		Jackson Murphy		600m	600m	(0:13.37)	(0:11.57)	(0:11.42)	(0:11.56)	(0:11.17)	(0:11.29)		
7	5	DELUXE LEGEND	8	66.2	0:11.13	1:23.53 [7]	1:10.24 [2]	0:58.85 [3]	0:47.36 [4]	0:35.73 [3]	0:24.60 [4]	0:35.73	+3
		Sean Cormack		600m	600m	(0:13.29)	(0:11.39)	(0:11.49)	(0:11.63)	(0:11.13)	(0:11.56)		
8	1	BAILE FERVOR	6	66.1	0:11.04	1:23.56 [8]	1:10.10 [5]	0:58.86 [4]	0:47.34 [5]	0:35.45 [7]	0:24.41 [7]	0:35.45	+4
		Maddie Mankelow		600m	600m	(0:13.46)	(0:11.24)	(0:11.52)	(0:11.89)	(0:11.04)	(0:11.54)		



Rockhampton Professional
Race 4: CJB CONSTRUCTIONS BM60 Handicap - 1400m
09 December 2025 - 14:48



Track Rating: Soft 5, Weather: Fine, Rail Position: +5.5m Entire

Section Field Times				200m 0:12.28 (0:12.28)				Last 600m 0:34.61	
Rank	TAB	Horse/Jockey	Barrier	Top Speed [km/h]	Fastest Section	Margin		Distance Travelled [m]	
1	6	PRESSZORA	4	66.4	0:11.07	0:12.28 [1]	1:22.01	0:34.61	
		Ashley Butler		600m	600m	(0:12.28)			
2	4	REPLACE THE ACE	1	66.4	0:11.06	0:12.15 [2]	1.2L	0:34.46	-3
		Tahlia Fenlon		600m	600m	(0:12.15)			
3	8	CRAIGLEA LA VIE	7	67.0	0:11.03	0:12.10 [3]	1.65L	0:34.41	+10
		Gabrielle Semmens		1200m	600m	(0:12.10)			
4	2	WARNA	5	67.1	0:11.04	0:11.90 [7]	2.47L	0:34.18	+7
		Ryan Wiggins		600m	600m	(0:11.90)			
5	3	LEGOLAS	2	66.5	0:11.12	0:12.15 [4]	2.54L	0:34.42	+2
		Brooke Johnson		600m	600m	(0:12.15)			
6	7	SANTORINI SUMMER	3	65.4	0:11.17	0:12.40 [5]	4.54L	0:34.86	-1
		Jackson Murphy		600m	600m	(0:12.40)			
7	5	DELUXE LEGEND	8	66.2	0:11.13	0:13.04 [6]	8.96L	0:35.73	+3
		Sean Cormack		600m	600m	(0:13.04)			
8	1	BAILE FERVOR	6	66.1	0:11.04	0:12.87 [8]	9.12L	0:35.45	+4
		Maddie Mankelow		600m	600m	(0:12.87)			



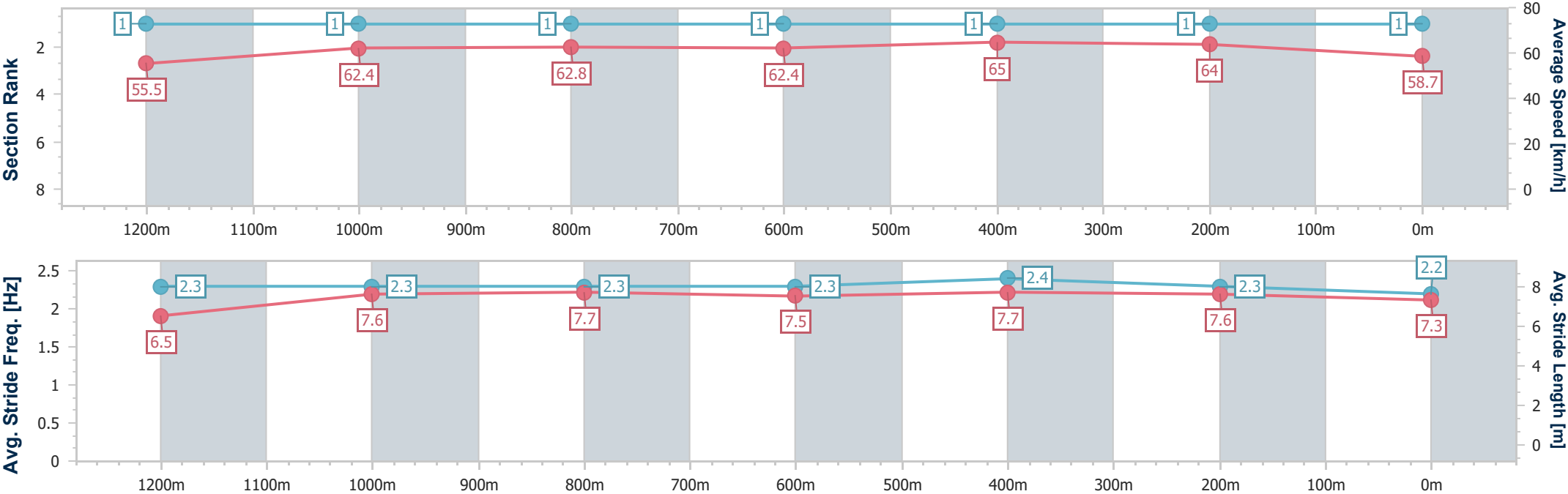
Horse/Jockey Name	Presszora
Final Rank	1
Fastest Section Time (Section)	0:11.07 (600m)
Top Speed [km/h] (Section)	66.4 (600m)
Race State	Finished



RockhamptonProfessional
Race 4: CJB CONSTRUCTIONS BM60 Handicap - 1400m
09 December 2025 - 14:48
Track Rating: Soft 5, Weather: Fine, Rail Position: +5.5m Entire



Section	Overall	1200m	1000m	800m	600m	400m	200m						
Section Times	1:22.01 [1] (0:12.95)	1:09.06 [1] (0:11.52)	0:57.54 [1] (0:11.35)	0:46.19 [1] (0:11.58)	0:34.61 [1] (0:11.07)	0:23.54 [1] (0:11.26)	0:12.28 [1] (0:12.28)						
Average Speed [km/h]	55.5	62.4	62.8	62.4	65.0	64.0	58.7						
Top Speed [km/h]	64.7	63.3	64.1	63.2	66.4	66.1	62.5						
Avg. Dist. to Rail [m]	2.7	1.1	1.5	0.8	1.6	1.8	2.5						
Avg. Stride Freq. [Hz]	2.3	2.3	2.3	2.3	2.4	2.3	2.2						
Avg. Stride Length [m]	6.5	7.6	7.7	7.5	7.7	7.6	7.3						



- [] Ranking at each section and finish
- .-.- No data available at this section
- NA No data available



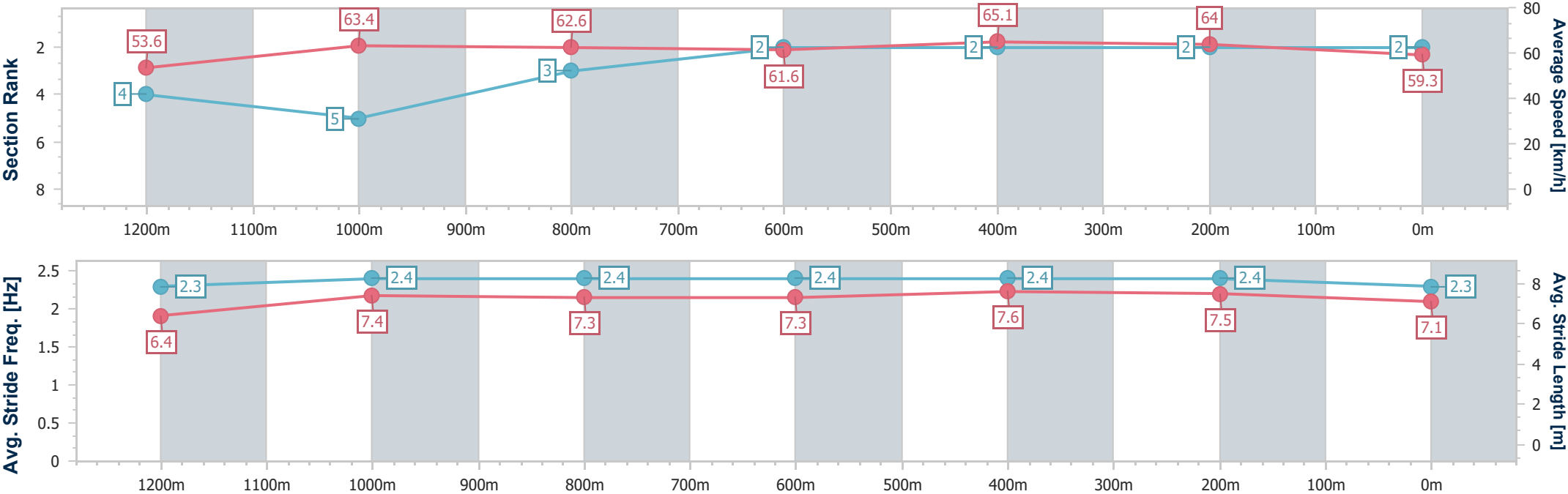
Horse/Jockey Name	Replace The Ace
Final Rank	2
Fastest Section Time (Section)	0:11.06 (600m)
Top Speed [km/h] (Section)	66.4 (600m)
Race State	Finished



RockhamptonProfessional
Race 4: CJB CONSTRUCTIONS BM60 Handicap - 1400m
09 December 2025 - 14:48
Track Rating: Soft 5, Weather: Fine, Rail Position: +5.5m Entire



Section	Overall	1200m	1000m	800m	600m	400m	200m						
Section Times	1:22.21 [2] (0:13.45)	1:08.76 [4] (0:11.34)	0:57.42 [5] (0:11.35)	0:46.07 [3] (0:11.61)	0:34.46 [2] (0:11.06)	0:23.40 [2] (0:11.25)	0:12.15 [2] (0:12.15)						
Average Speed [km/h]	53.6	63.4	62.6	61.6	65.1	64.0	59.3						
Top Speed [km/h]	63.5	64.8	63.9	62.9	66.4	65.5	62.1						
Avg. Dist. to Rail [m]	1.0	1.4	1.8	1.1	1.1	2.4	3.6						
Avg. Stride Freq. [Hz]	2.3	2.4	2.4	2.4	2.4	2.4	2.3						
Avg. Stride Length [m]	6.4	7.4	7.3	7.3	7.6	7.5	7.1						





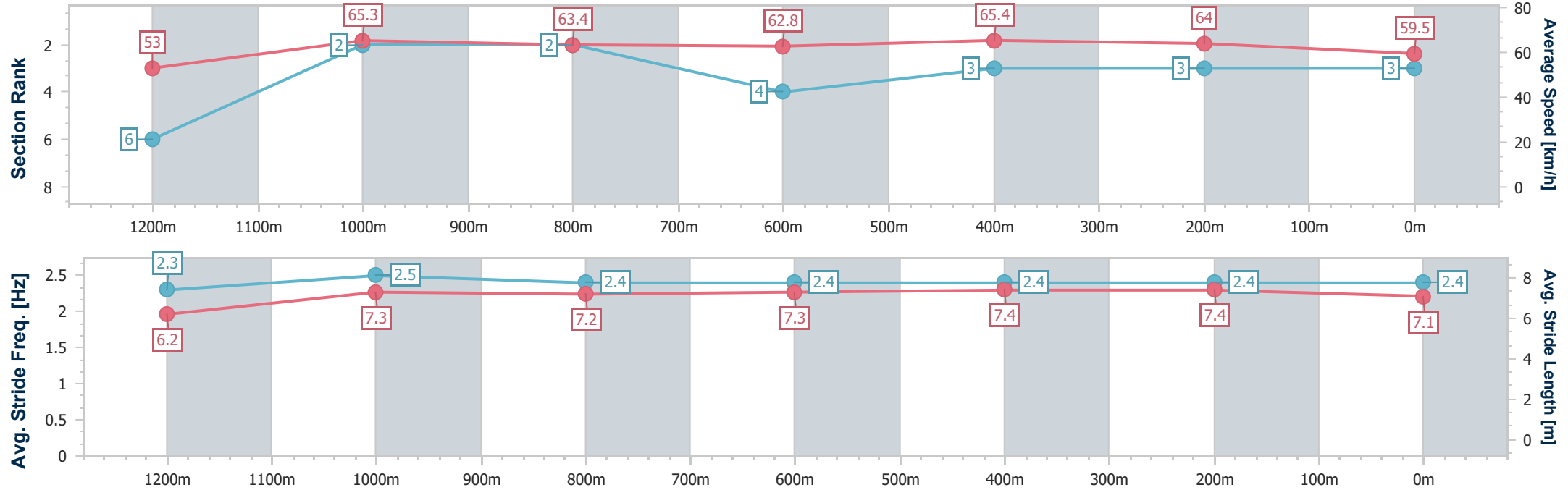
Horse/Jockey Name	Craiglea La Vie
Final Rank	3
Fastest Section Time (Section)	0:11.03 (600m)
Top Speed [km/h] (Section)	67.0 (1200m)
Race State	Finished



RockhamptonProfessional
Race 4: CJB CONSTRUCTIONS BM60 Handicap - 1400m
09 December 2025 - 14:48
Track Rating: Soft 5, Weather: Fine, Rail Position: +5.5m Entire



Section	Overall	1200m	1000m	800m	600m	400m	200m						
Section Times	1:22.29 [3] (0:13.59)	1:08.70 [6] (0:11.04)	0:57.66 [2] (0:11.47)	0:46.19 [2] (0:11.78)	0:34.41 [4] (0:11.03)	0:23.38 [3] (0:11.28)	0:12.10 [3] (0:12.10)						
Average Speed [km/h]	53.0	65.3	63.4	62.8	65.4	64.0	59.5						
Top Speed [km/h]	63.9	67.0	65.4	64.6	66.8	65.2	62.1						
Avg. Dist. to Rail [m]	3.7	1.6	1.7	3.5	4.7	5.9	7.0						
Avg. Stride Freq. [Hz]	2.3	2.5	2.4	2.4	2.4	2.4	2.4						
Avg. Stride Length [m]	6.2	7.3	7.2	7.3	7.4	7.4	7.1						



- [] Ranking at each section and finish
- .-.- No data available at this section
- NA No data available



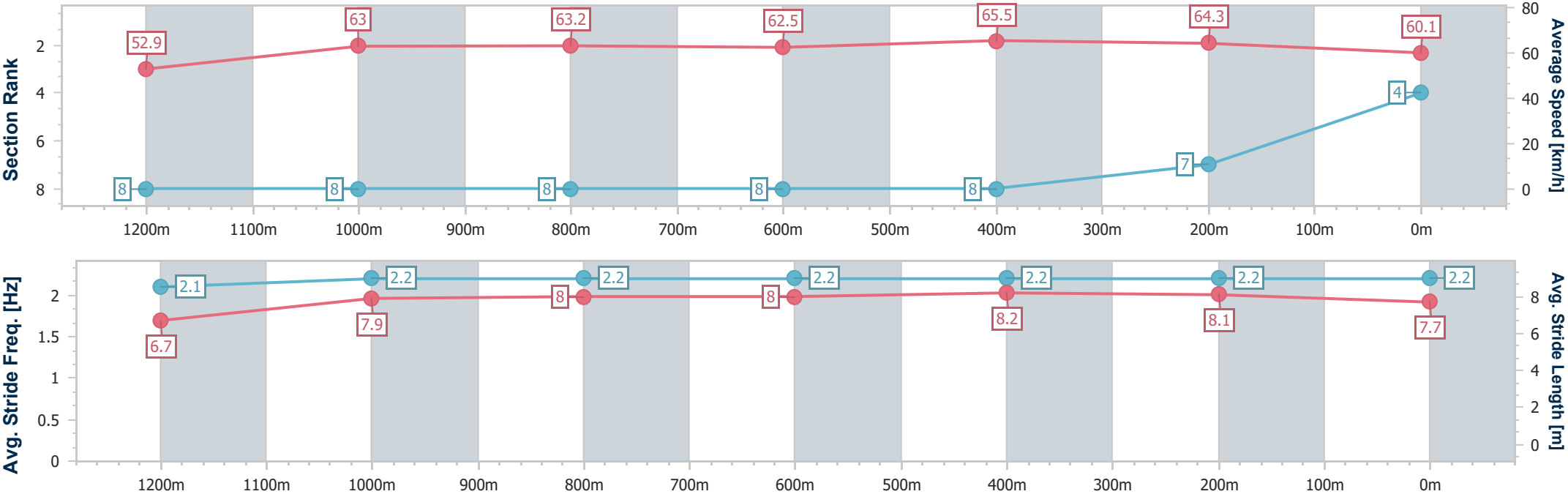
Horse/Jockey Name	Warna
Final Rank	4
Fastest Section Time (Section)	0:11.04 (600m)
Top Speed [km/h] (Section)	67.1 (600m)
Race State	Finished



RockhamptonProfessional
Race 4: CJB CONSTRUCTIONS BM60 Handicap - 1400m
09 December 2025 - 14:48
Track Rating: Soft 5, Weather: Fine, Rail Position: +5.5m Entire



Section	Overall	1200m	1000m	800m	600m	400m	200m						
Section Times	1:22.43 [4] (0:13.66)	1:08.77 [8] (0:11.40)	0:57.37 [8] (0:11.43)	0:45.94 [8] (0:11.76)	0:34.18 [8] (0:11.04)	0:23.14 [8] (0:11.24)	0:11.90 [7] (0:11.90)						
Average Speed [km/h]	52.9	63.0	63.2	62.5	65.5	64.3	60.1						
Top Speed [km/h]	62.6	64.0	64.3	64.1	67.1	66.2	63.1						
Avg. Dist. to Rail [m]	2.0	0.6	0.5	2.7	5.1	4.1	3.0						
Avg. Stride Freq. [Hz]	2.1	2.2	2.2	2.2	2.2	2.2	2.2						
Avg. Stride Length [m]	6.7	7.9	8.0	8.0	8.2	8.1	7.7						





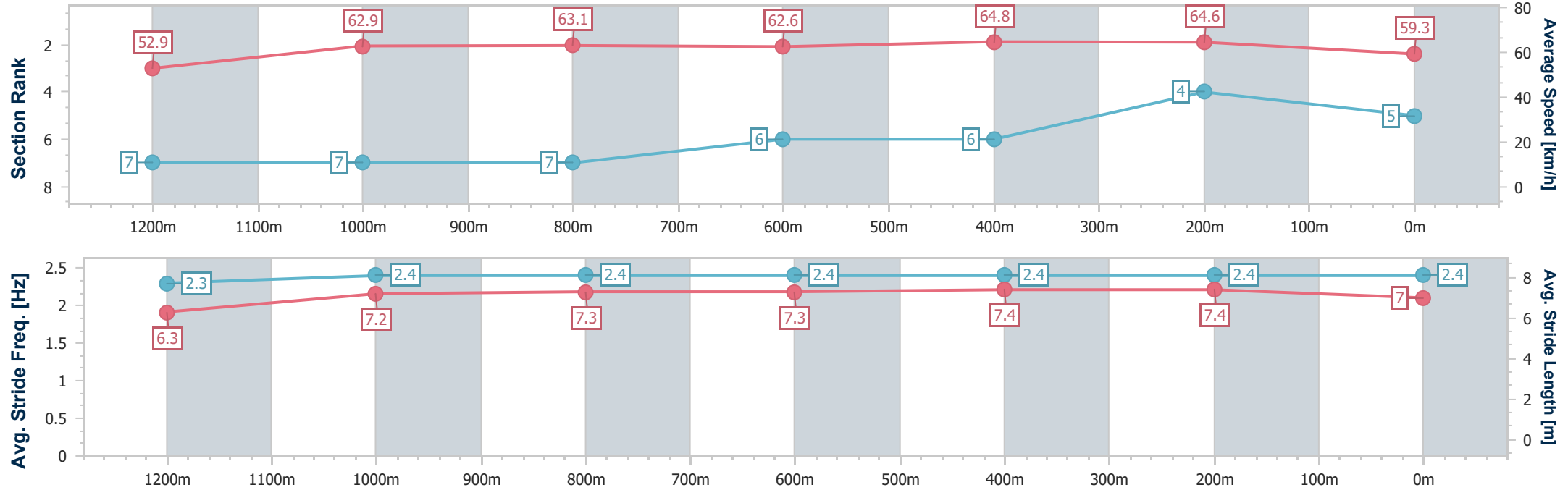
Horse/Jockey Name	Legolas
Final Rank	5
Fastest Section Time (Section)	0:11.12 (600m)
Top Speed [km/h] (Section)	66.5 (600m)
Race State	Finished



RockhamptonProfessional
Race 4: CJB CONSTRUCTIONS BM60 Handicap - 1400m
09 December 2025 - 14:48
Track Rating: Soft 5, Weather: Fine, Rail Position: +5.5m Entire



Section	Overall	1200m	1000m	800m	600m	400m	200m						
Section Times	1:22.44 [5] (0:13.59)	1:08.85 [7] (0:11.42)	0:57.43 [7] (0:11.38)	0:46.05 [7] (0:11.63)	0:34.42 [6] (0:11.12)	0:23.30 [6] (0:11.15)	0:12.15 [4] (0:12.15)						
Average Speed [km/h]	52.9	62.9	63.1	62.6	64.8	64.6	59.3						
Top Speed [km/h]	62.5	63.8	63.9	63.7	66.5	66.1	62.4						
Avg. Dist. to Rail [m]	0.6	1.1	1.2	1.6	3.0	3.7	5.8						
Avg. Stride Freq. [Hz]	2.3	2.4	2.4	2.4	2.4	2.4	2.4						
Avg. Stride Length [m]	6.3	7.2	7.3	7.3	7.4	7.4	7.0						





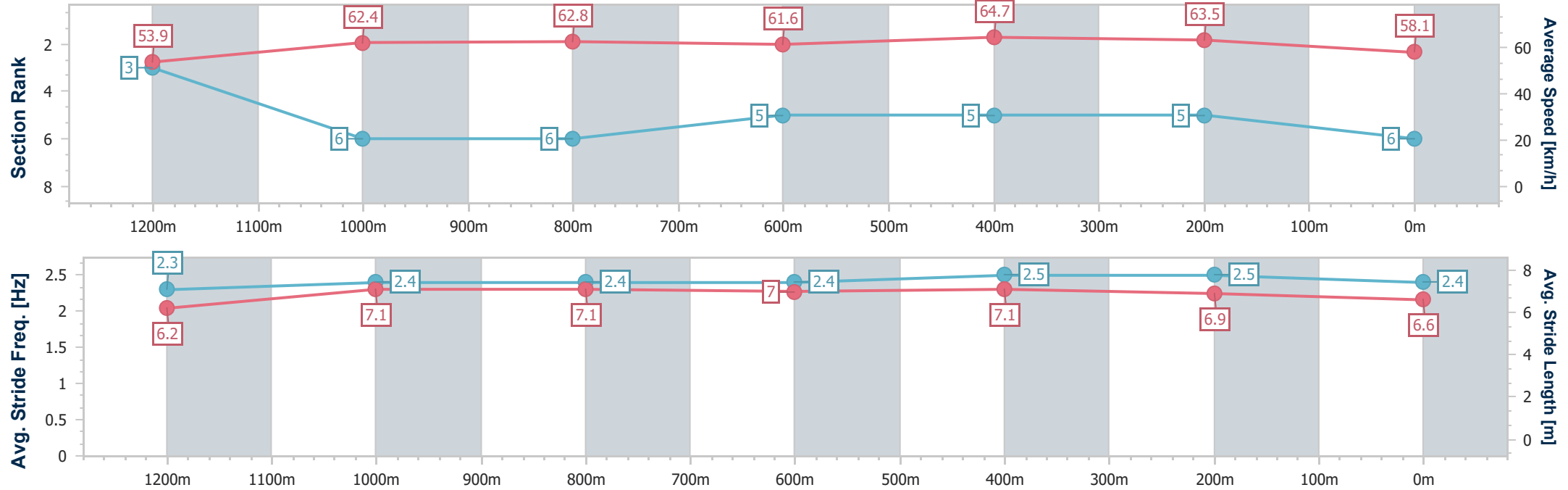
Horse/Jockey Name	Santorini Summer
Final Rank	6
Fastest Section Time (Section)	0:11.17 (600m)
Top Speed [km/h] (Section)	65.4 (600m)
Race State	Finished



RockhamptonProfessional
Race 4: CJB CONSTRUCTIONS BM60 Handicap - 1400m
09 December 2025 - 14:48
Track Rating: Soft 5, Weather: Fine, Rail Position: +5.5m Entire



Section	Overall	1200m	1000m	800m	600m	400m	200m						
Section Times	1:22.78 [6] (0:13.37)	1:09.41 [3] (0:11.57)	0:57.84 [6] (0:11.42)	0:46.42 [6] (0:11.56)	0:34.86 [5] (0:11.17)	0:23.69 [5] (0:11.29)	0:12.40 [5] (0:12.40)						
Average Speed [km/h]	53.9	62.4	62.8	61.6	64.7	63.5	58.1						
Top Speed [km/h]	61.7	64.1	63.9	62.7	65.4	65.2	62.0						
Avg. Dist. to Rail [m]	1.2	0.3	0.6	0.9	0.5	3.1	5.5						
Avg. Stride Freq. [Hz]	2.3	2.4	2.4	2.4	2.5	2.5	2.4						
Avg. Stride Length [m]	6.2	7.1	7.1	7.0	7.1	6.9	6.6						





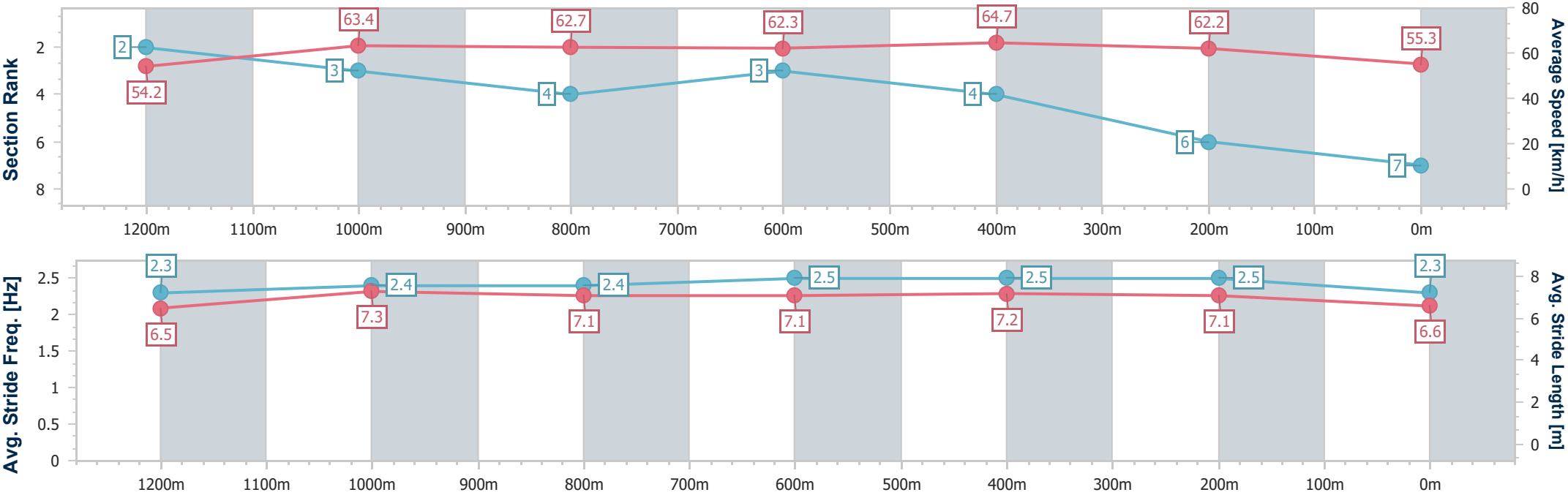
Horse/Jockey Name	Deluxe Legend
Final Rank	7
Fastest Section Time (Section)	0:11.13 (600m)
Top Speed [km/h] (Section)	66.2 (600m)
Race State	Finished



RockhamptonProfessional
Race 4: CJB CONSTRUCTIONS BM60 Handicap - 1400m
09 December 2025 - 14:48
Track Rating: Soft 5, Weather: Fine, Rail Position: +5.5m Entire



Section	Overall	1200m	1000m	800m	600m	400m	200m						
Section Times	1:23.53 [7] (0:13.29)	1:10.24 [2] (0:11.39)	0:58.85 [3] (0:11.49)	0:47.36 [4] (0:11.63)	0:35.73 [3] (0:11.13)	0:24.60 [4] (0:11.56)	0:13.04 [6] (0:13.04)						
Average Speed [km/h]	54.2	63.4	62.7	62.3	64.7	62.2	55.3						
Top Speed [km/h]	64.0	64.2	64.1	63.9	66.2	64.8	58.6						
Avg. Dist. to Rail [m]	4.7	0.7	0.5	0.6	1.2	2.2	4.6						
Avg. Stride Freq. [Hz]	2.3	2.4	2.4	2.5	2.5	2.5	2.3						
Avg. Stride Length [m]	6.5	7.3	7.1	7.1	7.2	7.1	6.6						





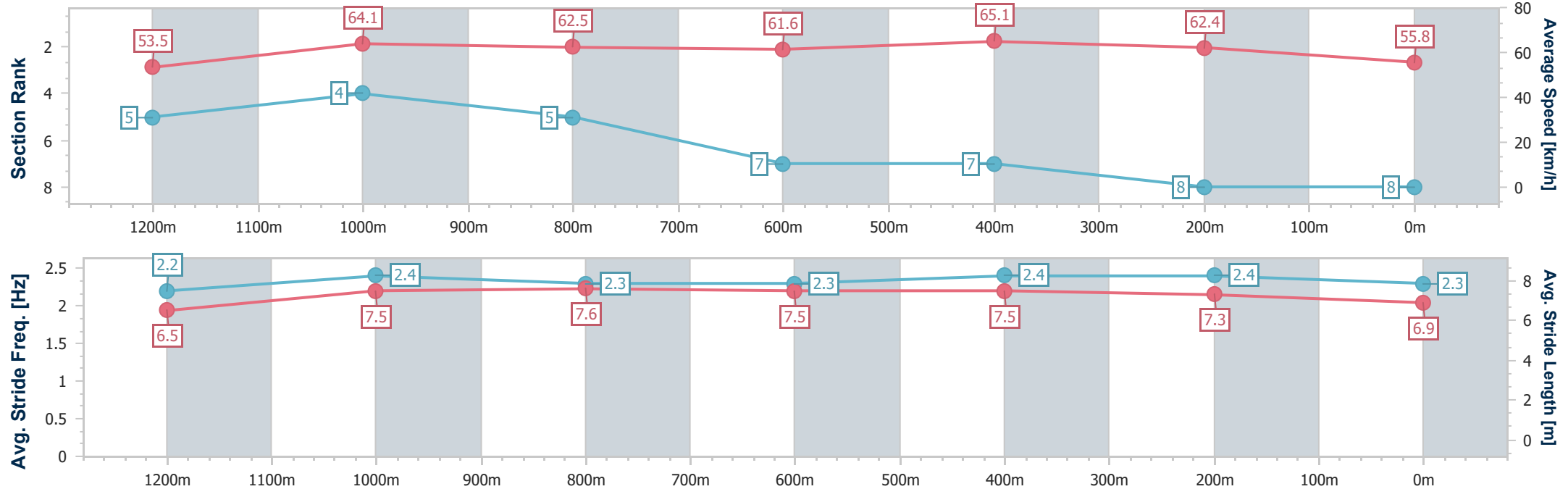
Horse/Jockey Name	Baile Fervor
Final Rank	8
Fastest Section Time (Section)	0:11.04 (600m)
Top Speed [km/h] (Section)	66.1 (600m)
Race State	Finished



RockhamptonProfessional
Race 4: CJB CONSTRUCTIONS BM60 Handicap - 1400m
09 December 2025 - 14:48
Track Rating: Soft 5, Weather: Fine, Rail Position: +5.5m Entire



Section	Overall	1200m	1000m	800m	600m	400m	200m						
Section Times	1:23.56 [8] (0:13.46)	1:10.10 [5] (0:11.24)	0:58.86 [4] (0:11.52)	0:47.34 [5] (0:11.89)	0:35.45 [7] (0:11.04)	0:24.41 [7] (0:11.54)	0:12.87 [8] (0:12.87)						
Average Speed [km/h]	53.5	64.1	62.5	61.6	65.1	62.4	55.8						
Top Speed [km/h]	62.9	65.0	63.9	63.6	66.1	65.4	59.2						
Avg. Dist. to Rail [m]	2.5	0.5	0.6	1.9	3.8	5.8	6.5						
Avg. Stride Freq. [Hz]	2.2	2.4	2.3	2.3	2.4	2.4	2.3						
Avg. Stride Length [m]	6.5	7.5	7.6	7.5	7.5	7.3	6.9						





Rockhampton Professional

Race 5: RJC RACEDAY THURSDAY 18 DEC QTIS Maiden Plate - 1400m

09 December 2025 - 15:28



Track Rating: Soft 5, Weather: Fine, Rail Position: +5.5m Entire

Section						Overall	1200m	1000m	800m	600m	400m	Last 600m	
Field Times						1:22.56 (0:12.78)	1:09.78 (0:11.47)	0:58.31 (0:11.87)	0:46.44 (0:11.99)	0:34.45 (0:11.18)	0:23.27 (0:11.27)	0:34.45	
Rank	TAB	Horse/Jockey	Barrier	Top Speed [km/h]	Fastest Section								Distance Travelled [m]
1	3	GALVANIZE	2	66.1	0:11.18	1:22.56 [1]	1:09.74 [2]	0:58.30 [2]	0:46.44 [1]	0:34.45 [1]	0:23.27 [1]	0:34.45	
		Ryan Wiggins		Overall	600m	(0:12.82)	(0:11.44)	(0:11.86)	(0:11.99)	(0:11.18)	(0:11.27)		
2	4	SKILFUL ARTIST	4	66.3	0:11.21	1:22.57 [2]	1:09.66 [4]	0:58.25 [3]	0:46.35 [2]	0:34.37 [2]	0:23.16 [2]	0:34.37	+3
		Sean Cormack		600m	600m	(0:12.91)	(0:11.41)	(0:11.90)	(0:11.98)	(0:11.21)	(0:11.25)		
3	6	BE BOB ALOOLA	9	67.0	0:11.12	1:23.28 [3]	1:10.38 [3]	0:58.82 [6]	0:46.69 [6]	0:34.61 [6]	0:23.49 [6]	0:34.61	+3
		Tahlia Fenlon		600m	600m	(0:12.90)	(0:11.56)	(0:12.13)	(0:12.08)	(0:11.12)	(0:11.29)		
4	9	SHE'S GOT LYRICS	5	65.7	0:11.11	1:23.52 [4]	1:10.49 [6]	0:59.09 [5]	0:46.98 [5]	0:35.08 [5]	0:23.97 [3]	0:35.08	+4
		Nathan Thomas		600m	600m	(0:13.03)	(0:11.40)	(0:12.11)	(0:11.90)	(0:11.11)	(0:11.42)		
5	8	ATLANTIC LACE	1	65.3	0:11.27	1:23.64 [5]	1:10.65 [5]	0:59.25 [4]	0:47.23 [4]	0:35.32 [3]	0:24.05 [4]	0:35.32	-1
		Brendon Newport		Overall	600m	(0:12.99)	(0:11.40)	(0:12.02)	(0:11.91)	(0:11.27)	(0:11.55)		
6	7	HEROIC TALENT	6	66.0	0:11.12	1:23.67 [6]	1:10.41 [7]	0:59.04 [7]	0:46.85 [7]	0:34.97 [8]	0:23.85 [8]	0:34.97	+6
		Raul Silvera Olivera		600m	600m	(0:13.26)	(0:11.37)	(0:12.19)	(0:11.88)	(0:11.12)	(0:11.37)		
7	10	SHE'SANAIS	7	66.5	0:11.10	1:24.34 [7]	1:10.67 [9]	0:59.31 [9]	0:47.34 [8]	0:35.64 [7]	0:24.54 [7]	0:35.64	-1
		Adam Sewell		600m	600m	(0:13.67)	(0:11.36)	(0:11.97)	(0:11.70)	(0:11.10)	(0:11.53)		
8	1	CASH PIT	8	66.1	0:11.38	1:24.82 [8]	1:12.04 [1]	1:00.57 [1]	0:48.53 [3]	0:36.45 [4]	0:25.07 [5]	0:36.45	+5
		Natalea Summers		Overall	600m	(0:12.78)	(0:11.47)	(0:12.04)	(0:12.08)	(0:11.38)	(0:11.77)		
9	5	WILD DUST	3	63.9	0:11.49	1:25.04 [9]	1:11.61 [8]	1:00.12 [8]	0:48.01 [9]	0:36.19 [9]	0:24.66 [9]	0:36.19	-2
		Maddie Mankelow		600m	1200m	(0:13.43)	(0:11.49)	(0:12.11)	(0:11.82)	(0:11.53)	(0:11.90)		

Scratched: Cascia (#11), Craiglea Oreo (#2)



Rockhampton Professional

Race 5: RJC RACEDAY THURSDAY 18 DEC QTIS Maiden Plate - 1400m

09 December 2025 - 15:28



Track Rating: Soft 5, Weather: Fine, Rail Position: +5.5m Entire

Section Field Times				200m 0:12.00 (0:12.00)		Last 600m 0:34.45			
Rank	TAB	Horse/Jockey	Barrier	Top Speed [km/h]	Fastest Section	Margin			Distance Travelled [m]
1	3	GALVANIZE Ryan Wiggins	2	66.1 Overall	0:11.18 600m	0:12.00 [1] (0:12.00)	1:22.56	0:34.45	
2	4	SKILFUL ARTIST Sean Cormack	4	66.3 600m	0:11.21 600m	0:11.91 [2] (0:11.91)	0.03L	0:34.37	+3
3	6	BE BOB ALOOLA Tahlia Fenlon	9	67.0 600m	0:11.12 600m	0:12.20 [4] (0:12.20)	4.2L	0:34.61	+3
4	9	SHE'S GOT LYRICS Nathan Thomas	5	65.7 600m	0:11.11 600m	0:12.55 [3] (0:12.55)	5.62L	0:35.08	+4
5	8	ATLANTIC LACE Brendon Newport	1	65.3 Overall	0:11.27 600m	0:12.50 [5] (0:12.50)	6.33L	0:35.32	-1
6	7	HEROIC TALENT Raul Silvera Olivera	6	66.0 600m	0:11.12 600m	0:12.48 [6] (0:12.48)	6.49L	0:34.97	+6
7	10	SHE'SANAIS Adam Sewell	7	66.5 600m	0:11.10 600m	0:13.01 [7] (0:13.01)	10.45L	0:35.64	-1
8	1	CASH PIT Natalea Summers	8	66.1 Overall	0:11.38 600m	0:13.30 [8] (0:13.30)	13.3L	0:36.45	+5
9	5	WILD DUST Maddie Mankelow	3	63.9 600m	0:11.49 1200m	0:12.76 [9] (0:12.76)	14.59L	0:36.19	-2

Scratched: Cascia (#11), Craiglea Oreo (#2)



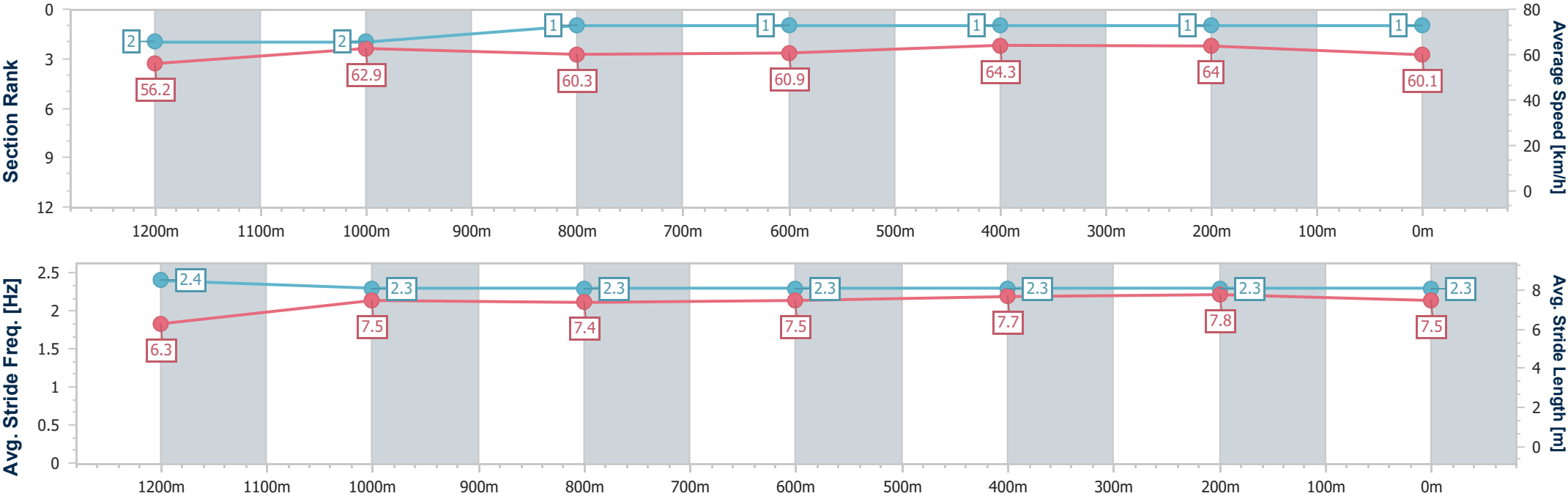
Horse/Jockey Name	Galvanize
Final Rank	1
Fastest Section Time (Section)	0:11.18 (600m)
Top Speed [km/h] (Section)	66.1 (Overall)
Race State	Finished



RockhamptonProfessional
Race 5: RJC RACEDAY THURSDAY 18 DEC QTIS Maiden Plate - 1400m
09 December 2025 - 15:28
Track Rating: Soft 5, Weather: Fine, Rail Position: +5.5m Entire



Section	Overall	1200m	1000m	800m	600m	400m	200m						
Section Times	1:22.56 [1] (0:12.82)	1:09.74 [2] (0:11.44)	0:58.30 [2] (0:11.86)	0:46.44 [1] (0:11.99)	0:34.45 [1] (0:11.18)	0:23.27 [1] (0:11.27)	0:12.00 [1] (0:12.00)						
Average Speed [km/h]	56.2	62.9	60.3	60.9	64.3	64.0	60.1						
Top Speed [km/h]	66.1	65.3	61.5	62.7	65.9	65.9	62.1						
Avg. Dist. to Rail [m]	0.5	0.4	1.1	1.7	3.4	4.4	6.5						
Avg. Stride Freq. [Hz]	2.4	2.3	2.3	2.3	2.3	2.3	2.3						
Avg. Stride Length [m]	6.3	7.5	7.4	7.5	7.7	7.8	7.5						





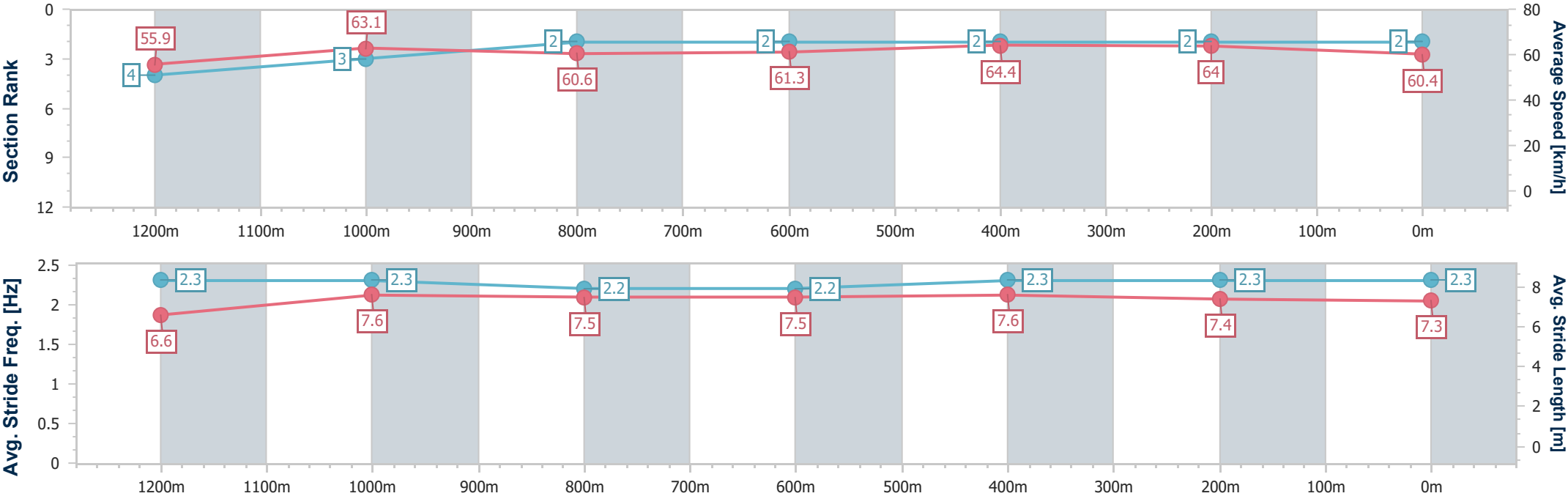
Horse/Jockey Name	Skilful Artist
Final Rank	2
Fastest Section Time (Section)	0:11.21 (600m)
Top Speed [km/h] (Section)	66.3 (600m)
Race State	Finished



RockhamptonProfessional
Race 5: RJC RACEDAY THURSDAY 18 DEC QTIS Maiden Plate - 1400m
09 December 2025 - 15:28
Track Rating: Soft 5, Weather: Fine, Rail Position: +5.5m Entire



Section	Overall	1200m	1000m	800m	600m	400m	200m						
Section Times	1:22.57 [2] (0:12.91)	1:09.66 [4] (0:11.41)	0:58.25 [3] (0:11.90)	0:46.35 [2] (0:11.98)	0:34.37 [2] (0:11.21)	0:23.16 [2] (0:11.25)	0:11.91 [2] (0:11.91)						
Average Speed [km/h]	55.9	63.1	60.6	61.3	64.4	64.0	60.4						
Top Speed [km/h]	66.1	65.1	64.3	62.8	66.3	65.3	62.7						
Avg. Dist. to Rail [m]	1.1	0.3	0.4	2.4	3.6	4.0	6.4						
Avg. Stride Freq. [Hz]	2.3	2.3	2.2	2.2	2.3	2.3	2.3						
Avg. Stride Length [m]	6.6	7.6	7.5	7.5	7.6	7.4	7.3						





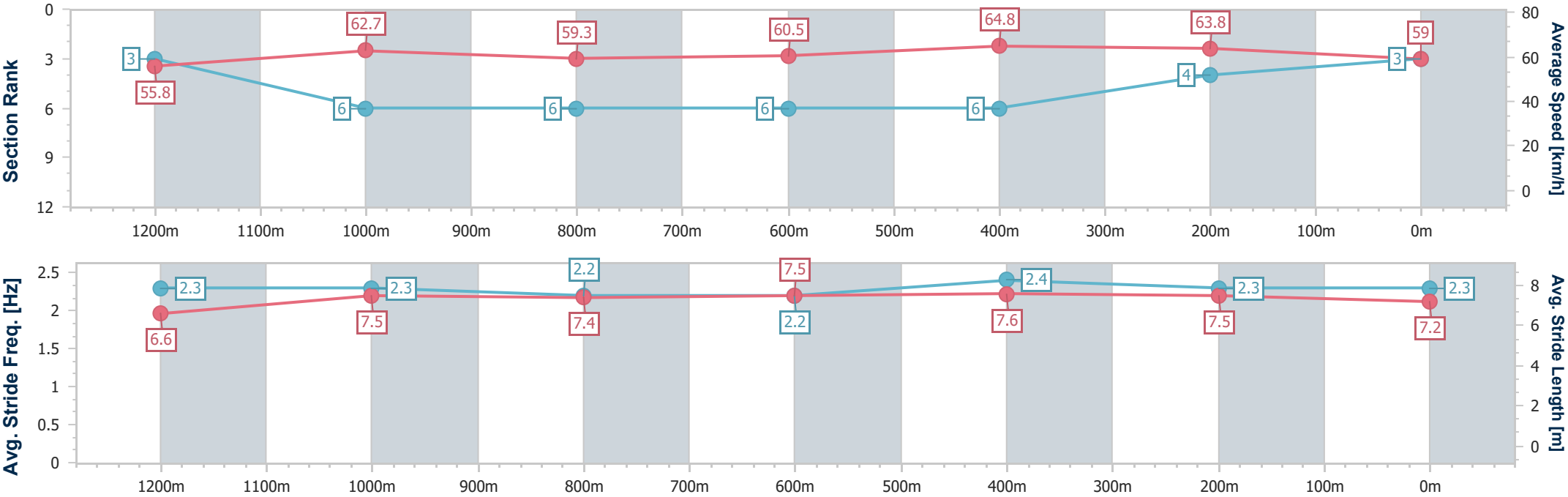
Horse/Jockey Name	Be Bob Aloola
Final Rank	3
Fastest Section Time (Section)	0:11.12 (600m)
Top Speed [km/h] (Section)	67.0 (600m)
Race State	Finished



RockhamptonProfessional
Race 5: RJC RACEDAY THURSDAY 18 DEC QTIS Maiden Plate - 1400m
09 December 2025 - 15:28
Track Rating: Soft 5, Weather: Fine, Rail Position: +5.5m Entire



Section	Overall	1200m	1000m	800m	600m	400m	200m						
Section Times	1:23.28 [3] (0:12.90)	1:10.38 [3] (0:11.56)	0:58.82 [6] (0:12.13)	0:46.69 [6] (0:12.08)	0:34.61 [6] (0:11.12)	0:23.49 [6] (0:11.29)	0:12.20 [4] (0:12.20)						
Average Speed [km/h]	55.8	62.7	59.3	60.5	64.8	63.8	59.0						
Top Speed [km/h]	65.0	65.1	60.5	62.4	67.0	66.0	62.3						
Avg. Dist. to Rail [m]	6.6	2.8	0.6	2.1	6.3	7.5	7.9						
Avg. Stride Freq. [Hz]	2.3	2.3	2.2	2.2	2.4	2.3	2.3						
Avg. Stride Length [m]	6.6	7.5	7.4	7.5	7.6	7.5	7.2						





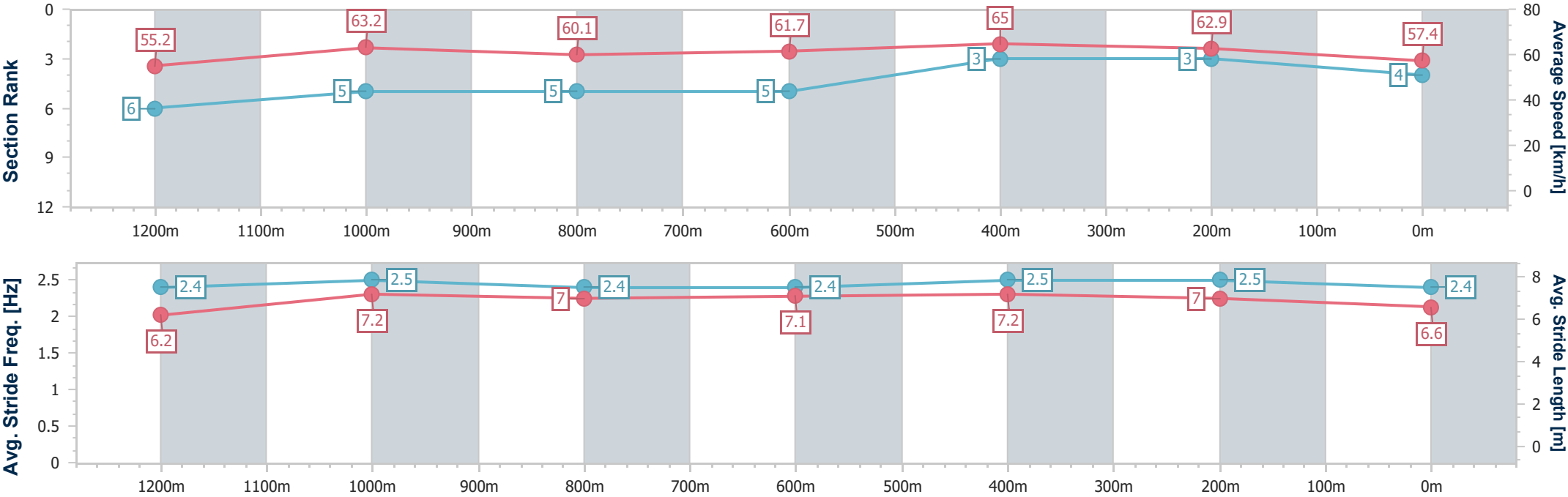
Horse/Jockey Name	She's Got Lyrics
Final Rank	4
Fastest Section Time (Section)	0:11.11 (600m)
Top Speed [km/h] (Section)	65.7 (600m)
Race State	Finished



RockhamptonProfessional
Race 5: RJC RACEDAY THURSDAY 18 DEC QTIS Maiden Plate - 1400m
09 December 2025 - 15:28
Track Rating: Soft 5, Weather: Fine, Rail Position: +5.5m Entire



Section	Overall	1200m	1000m	800m	600m	400m	200m						
Section Times	1:23.52 [4] (0:13.03)	1:10.49 [6] (0:11.40)	0:59.09 [5] (0:12.11)	0:46.98 [5] (0:11.90)	0:35.08 [5] (0:11.11)	0:23.97 [3] (0:11.42)	0:12.55 [3] (0:12.55)						
Average Speed [km/h]	55.2	63.2	60.1	61.7	65.0	62.9	57.4						
Top Speed [km/h]	65.0	65.1	61.2	63.3	65.7	65.4	60.6						
Avg. Dist. to Rail [m]	1.8	1.0	1.7	2.5	4.3	5.3	6.2						
Avg. Stride Freq. [Hz]	2.4	2.5	2.4	2.4	2.5	2.5	2.4						
Avg. Stride Length [m]	6.2	7.2	7.0	7.1	7.2	7.0	6.6						





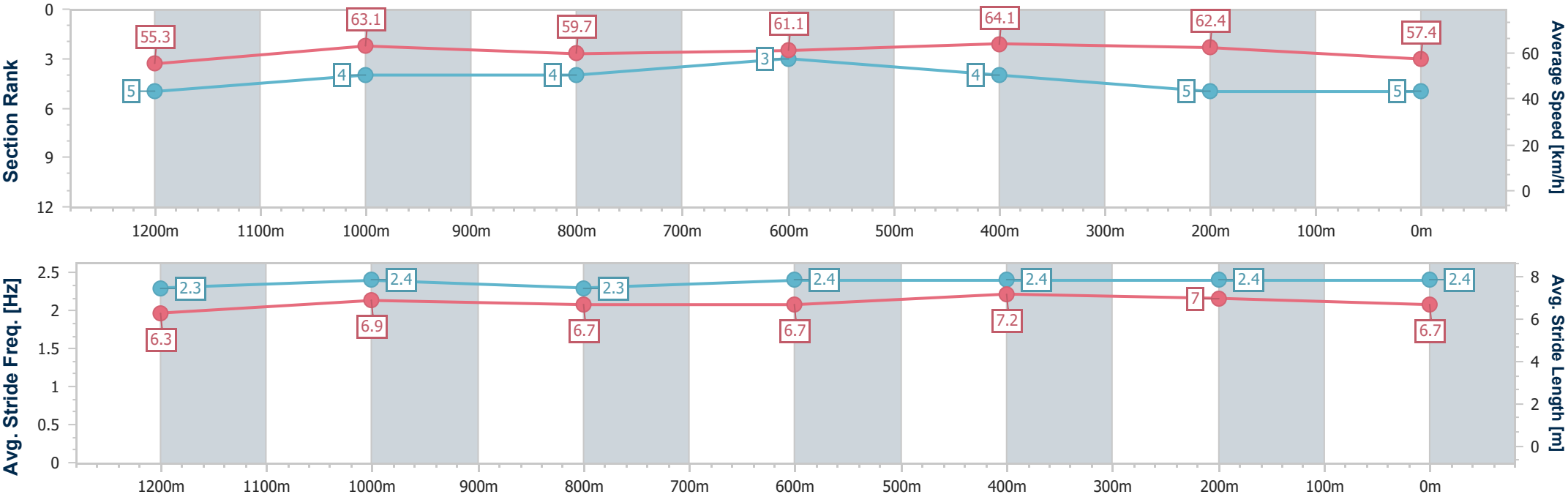
Horse/Jockey Name	Atlantic Lace
Final Rank	5
Fastest Section Time (Section)	0:11.27 (600m)
Top Speed [km/h] (Section)	65.3 (Overall)
Race State	Finished



RockhamptonProfessional
Race 5: RJC RACEDAY THURSDAY 18 DEC QTIS Maiden Plate - 1400m
09 December 2025 - 15:28
Track Rating: Soft 5, Weather: Fine, Rail Position: +5.5m Entire



Section	Overall	1200m	1000m	800m	600m	400m	200m						
Section Times	1:23.64 [5] (0:12.99)	1:10.65 [5] (0:11.40)	0:59.25 [4] (0:12.02)	0:47.23 [4] (0:11.91)	0:35.32 [3] (0:11.27)	0:24.05 [4] (0:11.55)	0:12.50 [5] (0:12.50)						
Average Speed [km/h]	55.3	63.1	59.7	61.1	64.1	62.4	57.4						
Top Speed [km/h]	65.3	65.1	60.6	63.2	64.6	64.0	60.5						
Avg. Dist. to Rail [m]	0.7	0.6	0.7	1.3	2.6	3.8	5.4						
Avg. Stride Freq. [Hz]	2.3	2.4	2.3	2.4	2.4	2.4	2.4						
Avg. Stride Length [m]	6.3	6.9	6.7	6.7	7.2	7.0	6.7						





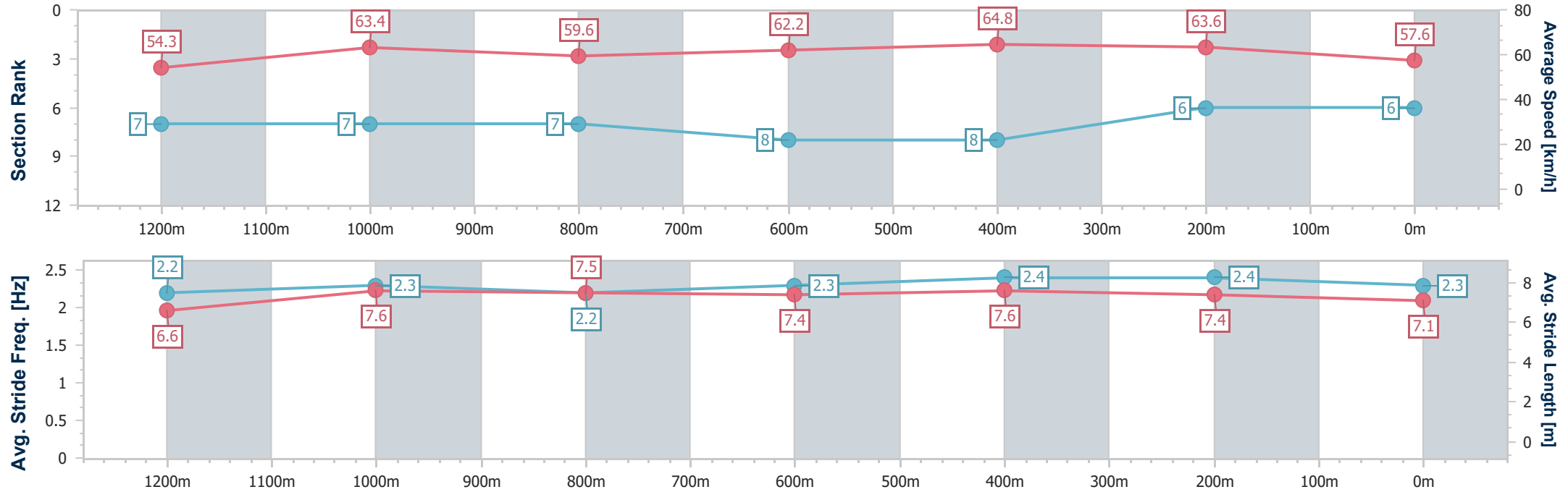
Horse/Jockey Name	Heroic Talent
Final Rank	6
Fastest Section Time (Section)	0:11.12 (600m)
Top Speed [km/h] (Section)	66.0 (600m)
Race State	Finished



RockhamptonProfessional
Race 5: RJC RACEDAY THURSDAY 18 DEC QTIS Maiden Plate - 1400m
09 December 2025 - 15:28
Track Rating: Soft 5, Weather: Fine, Rail Position: +5.5m Entire



Section	Overall	1200m	1000m	800m	600m	400m	200m						
Section Times	1:23.67 [6] (0:13.26)	1:10.41 [7] (0:11.37)	0:59.04 [7] (0:12.19)	0:46.85 [7] (0:11.88)	0:34.97 [8] (0:11.12)	0:23.85 [8] (0:11.37)	0:12.48 [6] (0:12.48)						
Average Speed [km/h]	54.3	63.4	59.6	62.2	64.8	63.6	57.6						
Top Speed [km/h]	64.2	64.9	60.6	64.8	66.0	65.8	60.8						
Avg. Dist. to Rail [m]	3.3	0.7	1.3	3.5	7.2	8.3	8.8						
Avg. Stride Freq. [Hz]	2.2	2.3	2.2	2.3	2.4	2.4	2.3						
Avg. Stride Length [m]	6.6	7.6	7.5	7.4	7.6	7.4	7.1						





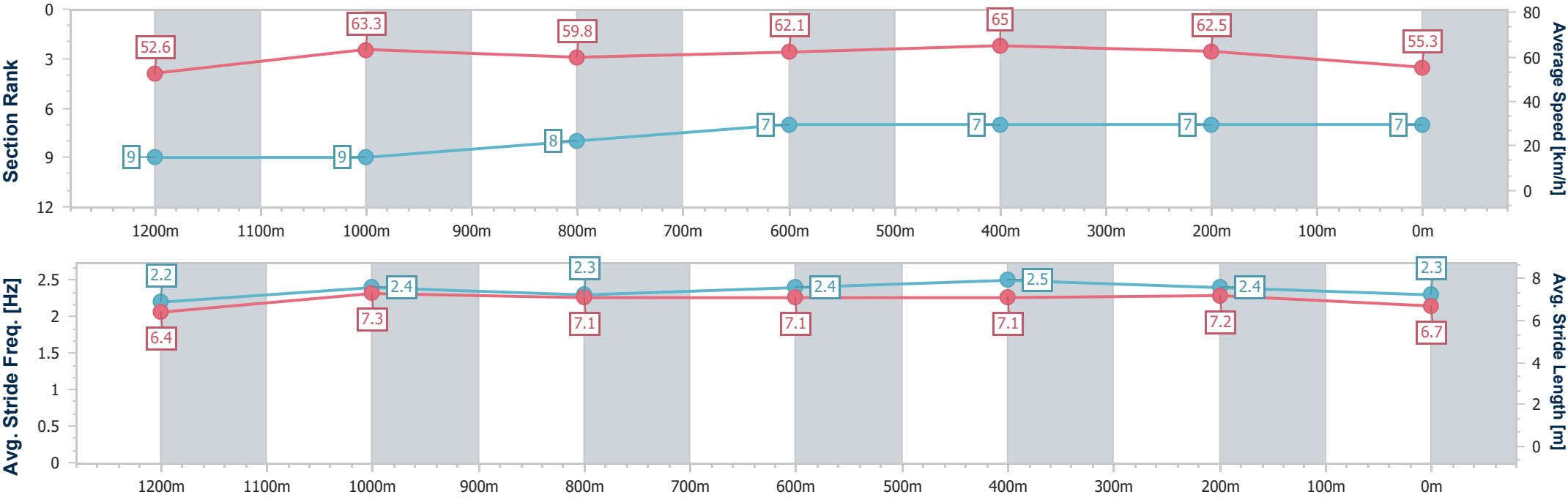
Horse/Jockey Name	She'sanaais
Final Rank	7
Fastest Section Time (Section)	0:11.10 (600m)
Top Speed [km/h] (Section)	66.5 (600m)
Race State	Finished



RockhamptonProfessional
Race 5: RJC RACEDAY THURSDAY 18 DEC QTIS Maiden Plate - 1400m
09 December 2025 - 15:28
Track Rating: Soft 5, Weather: Fine, Rail Position: +5.5m Entire



Section	Overall	1200m	1000m	800m	600m	400m	200m						
Section Times	1:24.34 [7] (0:13.67)	1:10.67 [9] (0:11.36)	0:59.31 [9] (0:11.97)	0:47.34 [8] (0:11.70)	0:35.64 [7] (0:11.10)	0:24.54 [7] (0:11.53)	0:13.01 [7] (0:13.01)						
Average Speed [km/h]	52.6	63.3	59.8	62.1	65.0	62.5	55.3						
Top Speed [km/h]	64.4	65.2	61.1	63.2	66.5	65.0	59.4						
Avg. Dist. to Rail [m]	3.0	0.4	1.0	1.2	3.0	4.5	5.8						
Avg. Stride Freq. [Hz]	2.2	2.4	2.3	2.4	2.5	2.4	2.3						
Avg. Stride Length [m]	6.4	7.3	7.1	7.1	7.1	7.2	6.7						





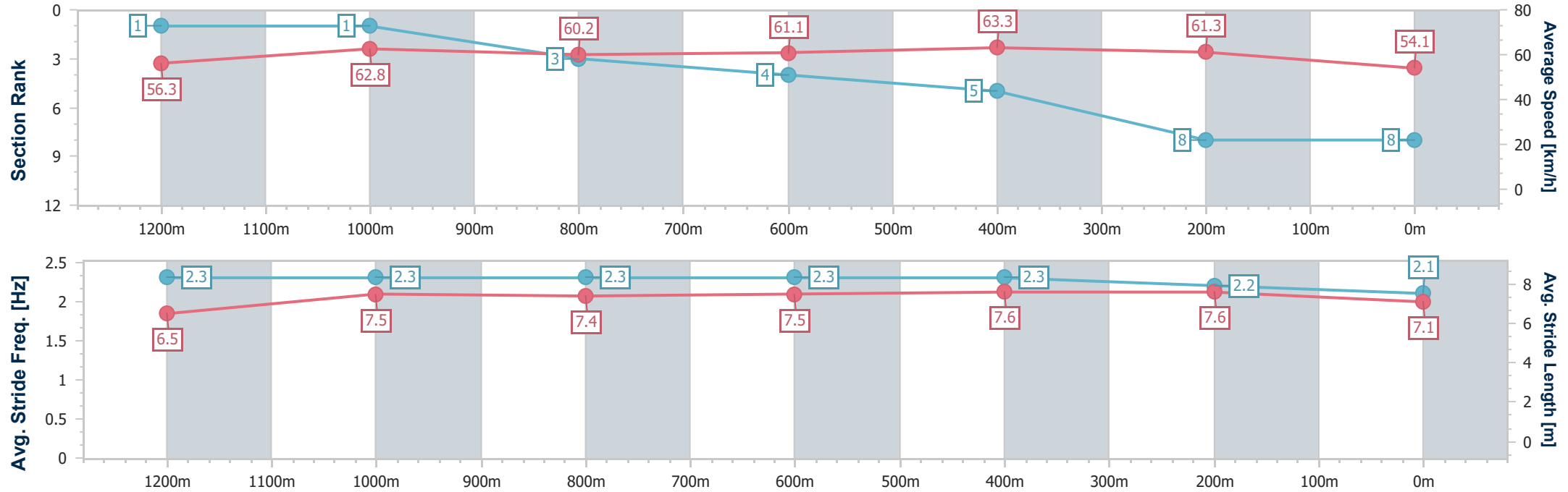
Horse/Jockey Name	Cash Pit
Final Rank	8
Fastest Section Time (Section)	0:11.38 (600m)
Top Speed [km/h] (Section)	66.1 (Overall)
Race State	Finished



RockhamptonProfessional
Race 5: RJC RACEDAY THURSDAY 18 DEC QTIS Maiden Plate - 1400m
09 December 2025 - 15:28
Track Rating: Soft 5, Weather: Fine, Rail Position: +5.5m Entire



Section	Overall	1200m	1000m	800m	600m	400m	200m						
Section Times	1:24.82 [8] (0:12.78)	1:12.04 [1] (0:11.47)	1:00.57 [1] (0:12.04)	0:48.53 [3] (0:12.08)	0:36.45 [4] (0:11.38)	0:25.07 [5] (0:11.77)	0:13.30 [8] (0:13.30)						
Average Speed [km/h]	56.3	62.8	60.2	61.1	63.3	61.3	54.1						
Top Speed [km/h]	66.1	64.9	60.9	62.4	64.5	64.3	57.3						
Avg. Dist. to Rail [m]	4.8	1.6	0.9	2.9	5.1	6.2	6.7						
Avg. Stride Freq. [Hz]	2.3	2.3	2.3	2.3	2.3	2.2	2.1						
Avg. Stride Length [m]	6.5	7.5	7.4	7.5	7.6	7.6	7.1						





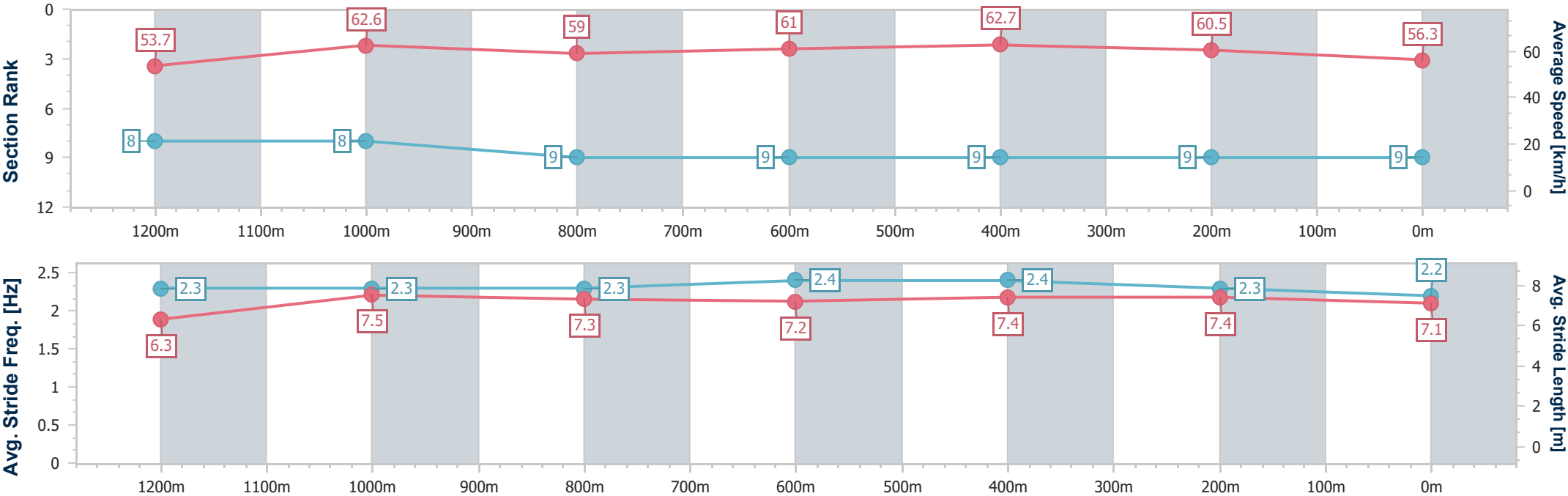
Horse/Jockey Name	Wild Dust
Final Rank	9
Fastest Section Time (Section)	0:11.49 (1200m)
Top Speed [km/h] (Section)	63.9 (600m)
Race State	Finished



RockhamptonProfessional
Race 5: RJC RACEDAY THURSDAY 18 DEC QTIS Maiden Plate - 1400m
09 December 2025 - 15:28
Track Rating: Soft 5, Weather: Fine, Rail Position: +5.5m Entire



Section	Overall	1200m	1000m	800m	600m	400m	200m						
Section Times	1:25.04 [9] (0:13.43)	1:11.61 [8] (0:11.49)	1:00.12 [8] (0:12.11)	0:48.01 [9] (0:11.82)	0:36.19 [9] (0:11.53)	0:24.66 [9] (0:11.90)	0:12.76 [9] (0:12.76)						
Average Speed [km/h]	53.7	62.6	59.0	61.0	62.7	60.5	56.3						
Top Speed [km/h]	63.4	63.6	61.9	61.9	63.9	62.7	60.3						
Avg. Dist. to Rail [m]	1.2	0.8	1.0	1.0	2.4	3.2	3.0						
Avg. Stride Freq. [Hz]	2.3	2.3	2.3	2.4	2.4	2.3	2.2						
Avg. Stride Length [m]	6.3	7.5	7.3	7.2	7.4	7.4	7.1						





Rockhampton Professional
Race 6: GARRARDS OPEN Handicap - 1050m
09 December 2025 - 16:03



Track Rating: Good 4, Weather: Fine, Rail Position: +5.5m Entire

Section						Overall	1000m	800m	600m	400m	200m	Last 600m		
Field Times						0:59.13 (0:04.37)	0:54.76 (0:10.98)	0:43.78 (0:10.91)	0:32.87 (0:10.58)	0:22.29 (0:10.74)	0:11.55 (0:11.55)	0:32.87		
Rank	TAB	Horse/Jockey	Barrier	Top Speed [km/h]	Fastest Section								Margin	Distance Travelled [m]
1	4	DOUBTING EYE	3	71.1	0:04.82	0:59.13 [1]	0:54.31 [7]	0:42.89 [7]	0:32.31 [5]	0:21.85 [5]	0:11.32 [5]	0:59.13	0:32.31	
		Raul Silvera Olivera		1000m	Overall	(0:04.82)	(0:11.42)	(0:10.58)	(0:10.46)	(0:10.53)	(0:11.32)			
2	1	HEARTONI	7	70.4	0:04.37	0:59.14 [2]	0:54.77 [1]	0:43.65 [2]	0:32.71 [2]	0:22.18 [2]	0:11.56 [1]	0.11L	0:32.71	+4
		Olivia Webb		600m	Overall	(0:04.37)	(0:11.12)	(0:10.94)	(0:10.53)	(0:10.62)	(0:11.56)			
3	8	DEVIL DEVIL	6	70.1	0:04.64	0:59.36 [3]	0:54.72 [6]	0:43.41 [4]	0:32.61 [4]	0:22.20 [3]	0:11.66 [3]	1.39L	0:32.61	+0
		Sean Cormack		600m	Overall	(0:04.64)	(0:11.31)	(0:10.80)	(0:10.41)	(0:10.54)	(0:11.66)			
4	2	LETMELETGO	4	70.7	0:04.51	0:59.47 [4]	0:54.96 [3]	0:43.43 [6]	0:32.44 [7]	0:22.07 [6]	0:11.67 [4]	2.01L	0:32.44	+1
		Ryan Wiggins		600m	Overall	(0:04.51)	(0:11.53)	(0:10.99)	(0:10.37)	(0:10.40)	(0:11.67)			
5	3	EARLY FUSION	1	69.1	0:04.44	0:59.65 [5]	0:55.21 [2]	0:44.30 [1]	0:33.39 [1]	0:22.81 [1]	0:11.97 [2]	3.1L	0:33.39	-3
		Adam Sewell		1000m	Overall	(0:04.44)	(0:10.91)	(0:10.91)	(0:10.58)	(0:10.84)	(0:11.97)			
6	7	DEEP BLAST	2	69.4	0:04.62	0:59.87 [6]	0:55.25 [5]	0:43.91 [5]	0:32.94 [6]	0:22.45 [7]	0:11.78 [6]	4.38L	0:32.94	-1
		Tahlia Fenlon		600m	Overall	(0:04.62)	(0:11.34)	(0:10.97)	(0:10.49)	(0:10.67)	(0:11.78)			
7	6	RUBUNKAR	5	68.7	0:04.62	1:01.32 [7]	0:56.70 [4]	0:45.78 [3]	0:34.80 [3]	0:24.14 [4]	0:13.13 [7]	12.88L	0:34.80	-5
		Jackson Murphy		600m	Overall	(0:04.62)	(0:10.92)	(0:10.98)	(0:10.66)	(0:11.01)	(0:13.13)			

Scratched: Captain Fox (#5)



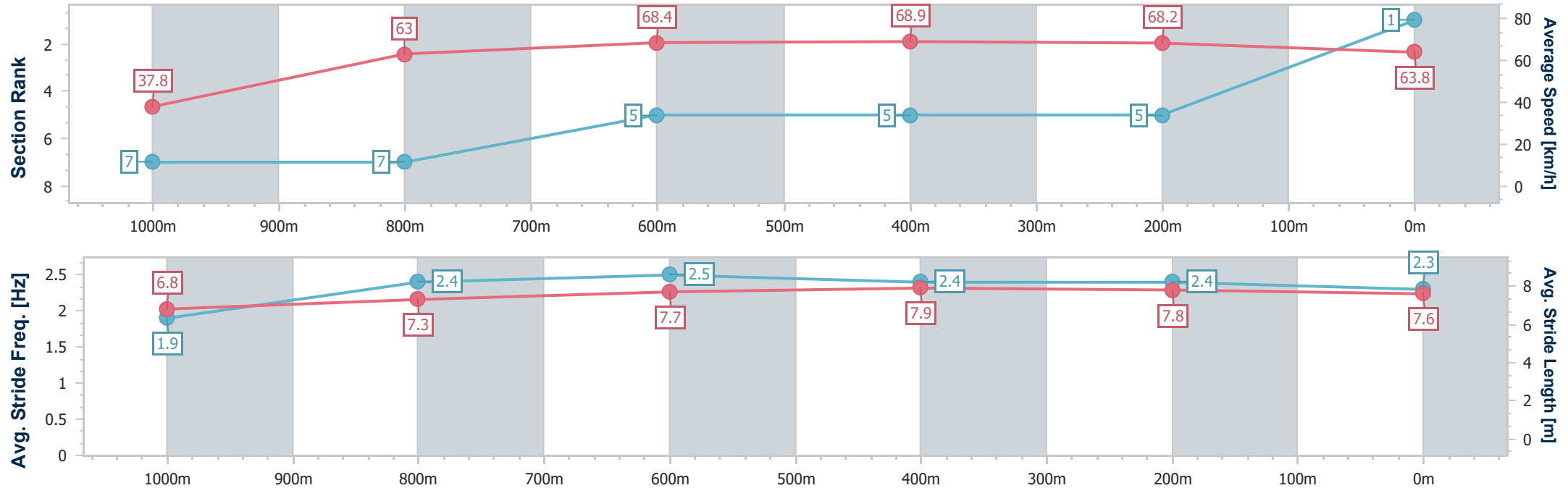
Horse/Jockey Name	Doubting Eye
Final Rank	1
Fastest Section Time (Section)	0:04.82 (Overall)
Top Speed [km/h] (Section)	71.1 (1000m)
Race State	Finished



RockhamptonProfessional
Race 6: GARRARDS OPEN Handicap - 1050m
09 December 2025 - 16:03
Track Rating: Good 4, Weather: Fine, Rail Position: +5.5m Entire



Section	Overall	1000m	800m	600m	400m	200m								
Section Times	0:59.13 [1] (0:04.82)	0:54.31 [7] (0:11.42)	0:42.89 [7] (0:10.58)	0:32.31 [5] (0:10.46)	0:21.85 [5] (0:10.53)	0:11.32 [5] (0:11.32)								
Average Speed [km/h]	37.8	63.0	68.4	68.9	68.2	63.8								
Top Speed [km/h]	52.1	71.1	70.8	70.0	69.8	67.7								
Avg. Dist. to Rail [m]	4.1	0.8	0.8	2.9	6.4	7.5								
Avg. Stride Freq. [Hz]	1.9	2.4	2.5	2.4	2.4	2.3								
Avg. Stride Length [m]	6.8	7.3	7.7	7.9	7.8	7.6								





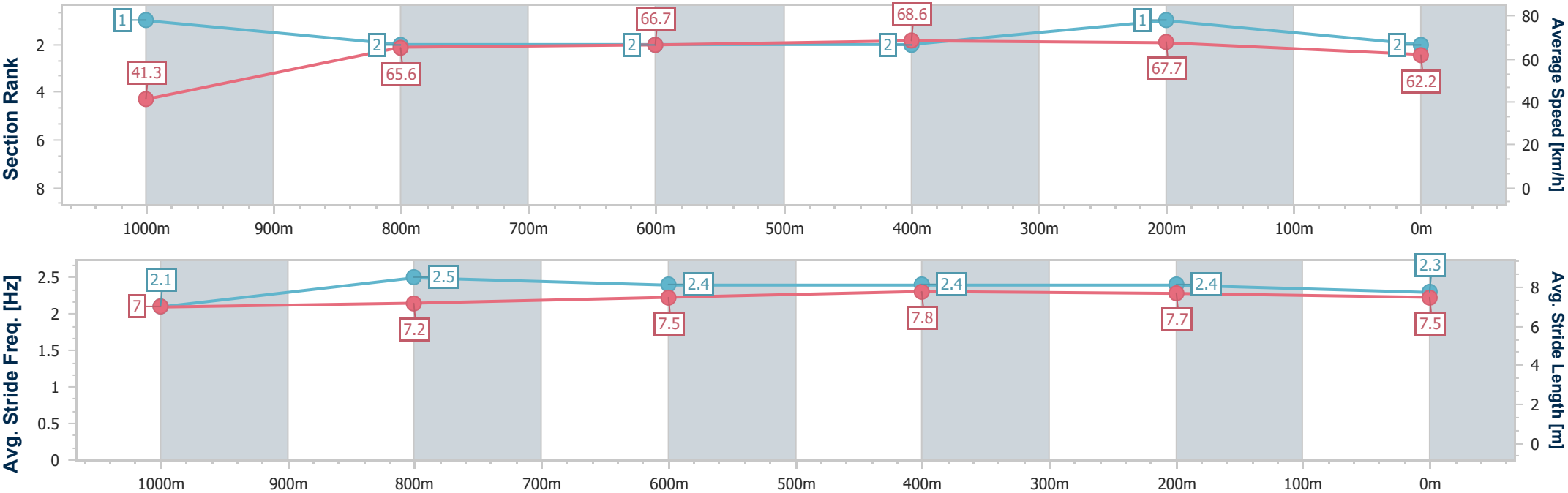
Horse/Jockey Name	Heartoni
Final Rank	2
Fastest Section Time (Section)	0:04.37 (Overall)
Top Speed [km/h] (Section)	70.4 (600m)
Race State	Finished



RockhamptonProfessional
Race 6: GARRARDS OPEN Handicap - 1050m
09 December 2025 - 16:03
Track Rating: Good 4, Weather: Fine, Rail Position: +5.5m Entire



Section	Overall	1000m	800m	600m	400m	200m							
Section Times	0:59.14 [2] (0:04.37)	0:54.77 [1] (0:11.12)	0:43.65 [2] (0:10.94)	0:32.71 [2] (0:10.53)	0:22.18 [2] (0:10.62)	0:11.56 [1] (0:11.56)							
Average Speed [km/h]	41.3	65.6	66.7	68.6	67.7	62.2							
Top Speed [km/h]	55.6	69.2	68.0	70.4	70.4	65.9							
Avg. Dist. to Rail [m]	7.8	3.3	1.5	3.0	3.4	3.9							
Avg. Stride Freq. [Hz]	2.1	2.5	2.4	2.4	2.4	2.3							
Avg. Stride Length [m]	7.0	7.2	7.5	7.8	7.7	7.5							





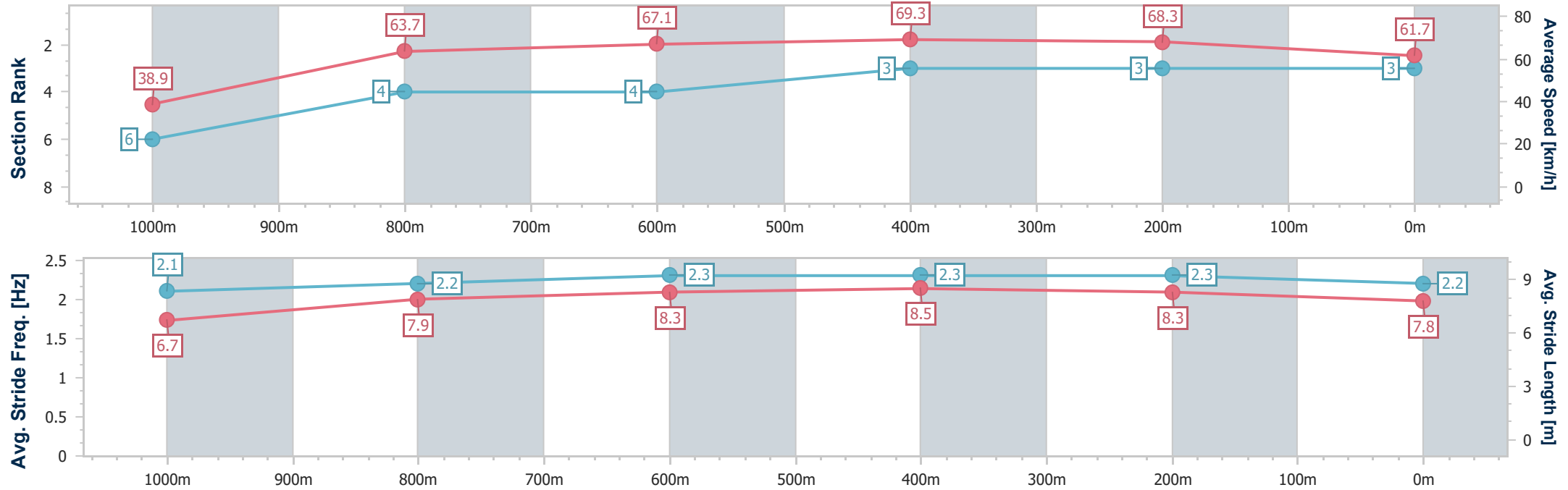
Horse/Jockey Name	Devil Devil
Final Rank	3
Fastest Section Time (Section)	0:04.64 (Overall)
Top Speed [km/h] (Section)	70.1 (600m)
Race State	Finished



RockhamptonProfessional
Race 6: GARRARDS OPEN Handicap - 1050m
09 December 2025 - 16:03
Track Rating: Good 4, Weather: Fine, Rail Position: +5.5m Entire



Section	Overall	1000m	800m	600m	400m	200m							
Section Times	0:59.36 [3] (0:04.64)	0:54.72 [6] (0:11.31)	0:43.41 [4] (0:10.80)	0:32.61 [4] (0:10.41)	0:22.20 [3] (0:10.54)	0:11.66 [3] (0:11.66)							
Average Speed [km/h]	38.9	63.7	67.1	69.3	68.3	61.7							
Top Speed [km/h]	54.1	67.6	67.7	70.1	69.8	65.9							
Avg. Dist. to Rail [m]	6.1	1.1	0.8	3.4	5.2	5.6							
Avg. Stride Freq. [Hz]	2.1	2.2	2.3	2.3	2.3	2.2							
Avg. Stride Length [m]	6.7	7.9	8.3	8.5	8.3	7.8							



[] Ranking at each section and finish
- - - - No data available at this section
NA No data available



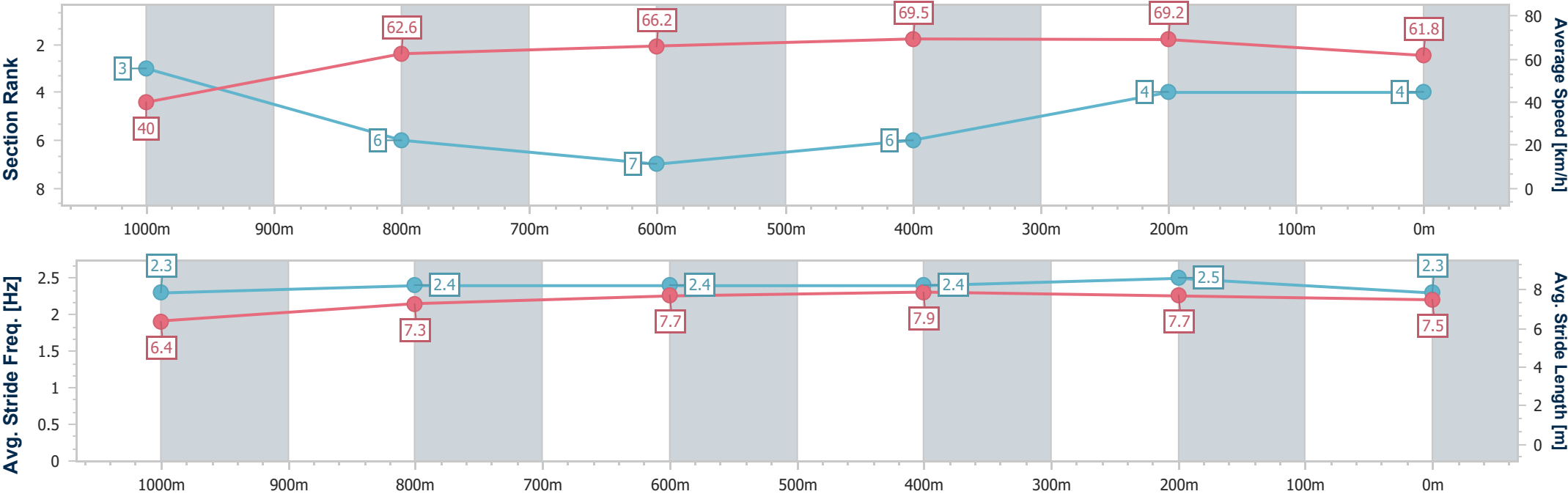
Horse/Jockey Name	Letmeletgo
Final Rank	4
Fastest Section Time (Section)	0:04.51 (Overall)
Top Speed [km/h] (Section)	70.7 (600m)
Race State	Finished



RockhamptonProfessional
Race 6: GARRARDS OPEN Handicap - 1050m
09 December 2025 - 16:03
Track Rating: Good 4, Weather: Fine, Rail Position: +5.5m Entire



Section	Overall	1000m	800m	600m	400m	200m								
Section Times	0:59.47 [4] (0:04.51)	0:54.96 [3] (0:11.53)	0:43.43 [6] (0:10.99)	0:32.44 [7] (0:10.37)	0:22.07 [6] (0:10.40)	0:11.67 [4] (0:11.67)								
Average Speed [km/h]	40.0	62.6	66.2	69.5	69.2	61.8								
Top Speed [km/h]	53.5	67.1	67.9	70.7	70.2	66.7								
Avg. Dist. to Rail [m]	4.3	0.9	1.7	3.2	4.0	4.3								
Avg. Stride Freq. [Hz]	2.3	2.4	2.4	2.4	2.5	2.3								
Avg. Stride Length [m]	6.4	7.3	7.7	7.9	7.7	7.5								





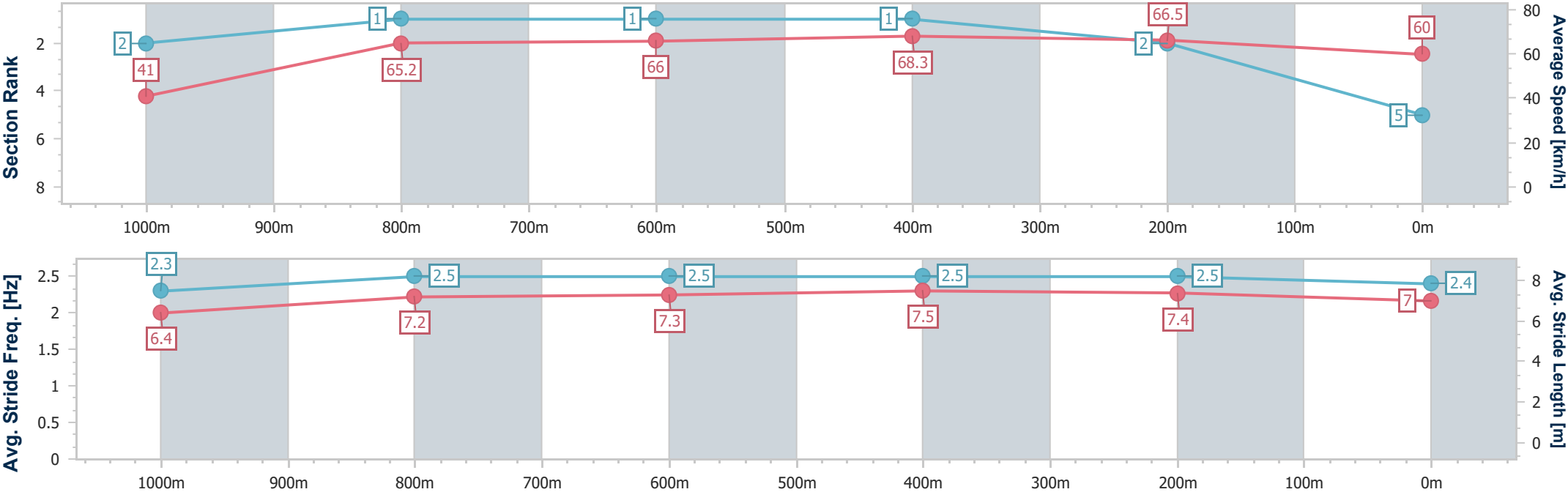
Horse/Jockey Name	Early Fusion
Final Rank	5
Fastest Section Time (Section)	0:04.44 (Overall)
Top Speed [km/h] (Section)	69.1 (1000m)
Race State	Finished



RockhamptonProfessional
Race 6: GARRARDS OPEN Handicap - 1050m
09 December 2025 - 16:03
Track Rating: Good 4, Weather: Fine, Rail Position: +5.5m Entire



Section	Overall	1000m	800m	600m	400m	200m							
Section Times	0:59.65 [5] (0:04.44)	0:55.21 [2] (0:10.91)	0:44.30 [1] (0:10.91)	0:33.39 [1] (0:10.58)	0:22.81 [1] (0:10.84)	0:11.97 [2] (0:11.97)							
Average Speed [km/h]	41.0	65.2	66.0	68.3	66.5	60.0							
Top Speed [km/h]	56.8	69.1	68.3	68.6	68.7	64.0							
Avg. Dist. to Rail [m]	1.6	1.4	1.2	2.9	2.4	2.2							
Avg. Stride Freq. [Hz]	2.3	2.5	2.5	2.5	2.5	2.4							
Avg. Stride Length [m]	6.4	7.2	7.3	7.5	7.4	7.0							





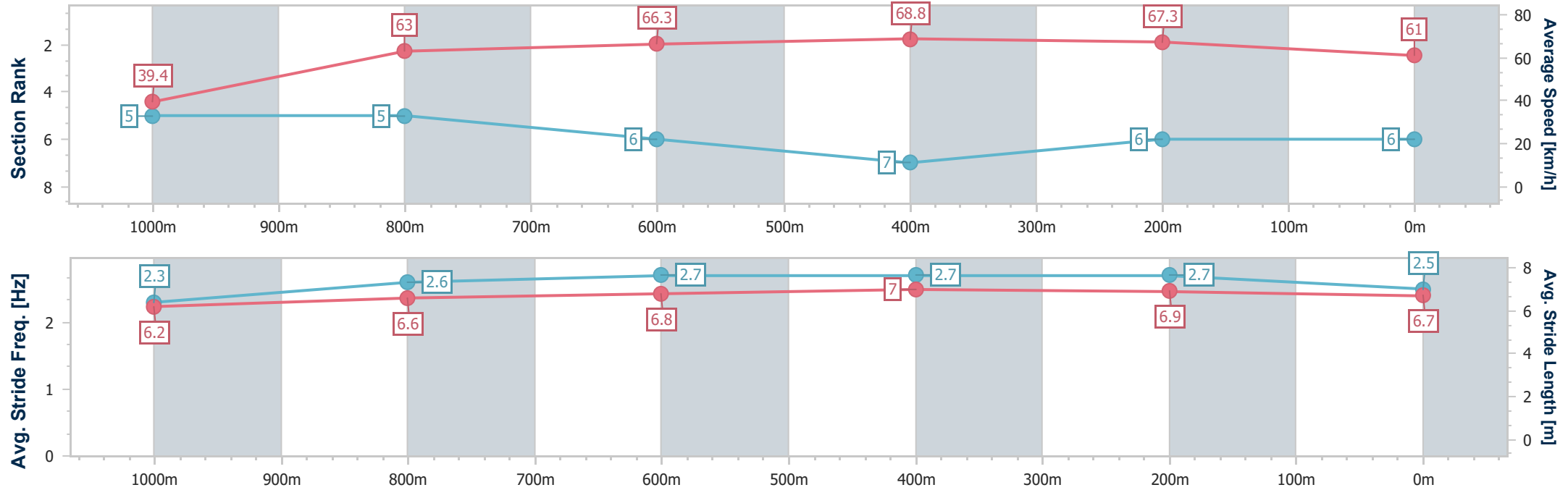
Horse/Jockey Name	Deep Blast
Final Rank	6
Fastest Section Time (Section)	0:04.62 (Overall)
Top Speed [km/h] (Section)	69.4 (600m)
Race State	Finished



RockhamptonProfessional
Race 6: GARRARDS OPEN Handicap - 1050m
09 December 2025 - 16:03
Track Rating: Good 4, Weather: Fine, Rail Position: +5.5m Entire



Section	Overall	1000m	800m	600m	400m	200m							
Section Times	0:59.87 [6] (0:04.62)	0:55.25 [5] (0:11.34)	0:43.91 [5] (0:10.97)	0:32.94 [6] (0:10.49)	0:22.45 [7] (0:10.67)	0:11.78 [6] (0:11.78)							
Average Speed [km/h]	39.4	63.0	66.3	68.8	67.3	61.0							
Top Speed [km/h]	53.4	67.4	67.1	69.4	69.3	64.4							
Avg. Dist. to Rail [m]	3.2	0.8	1.0	2.7	2.3	2.5							
Avg. Stride Freq. [Hz]	2.3	2.6	2.7	2.7	2.7	2.5							
Avg. Stride Length [m]	6.2	6.6	6.8	7.0	6.9	6.7							





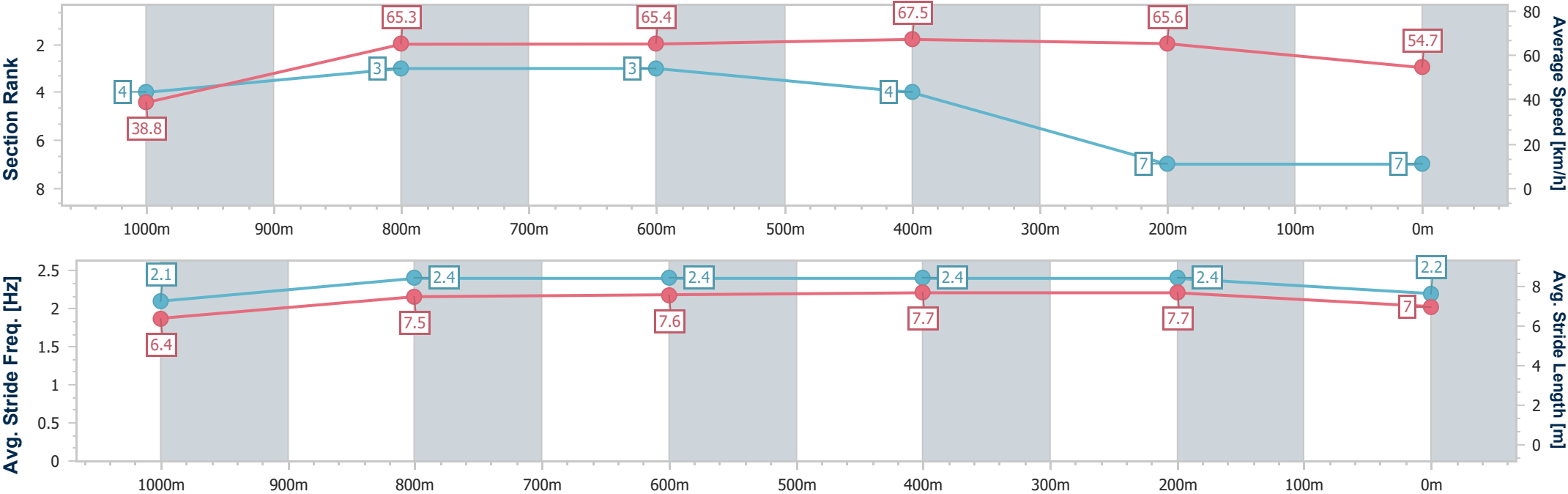
Horse/Jockey Name	Rubunkar
Final Rank	7
Fastest Section Time (Section)	0:04.62 (Overall)
Top Speed [km/h] (Section)	68.7 (600m)
Race State	Finished



RockhamptonProfessional
Race 6: GARRARDS OPEN Handicap - 1050m
09 December 2025 - 16:03
Track Rating: Good 4, Weather: Fine, Rail Position: +5.5m Entire



Section	Overall	1000m	800m	600m	400m	200m							
Section Times	1:01.32 [7] (0:04.62)	0:56.70 [4] (0:10.92)	0:45.78 [3] (0:10.98)	0:34.80 [3] (0:10.66)	0:24.14 [4] (0:11.01)	0:13.13 [7] (0:13.13)							
Average Speed [km/h]	38.8	65.3	65.4	67.5	65.6	54.7							
Top Speed [km/h]	56.9	67.1	66.9	68.7	67.7	61.8							
Avg. Dist. to Rail [m]	4.7	2.0	1.3	1.5	1.7	2.3							
Avg. Stride Freq. [Hz]	2.1	2.4	2.4	2.4	2.4	2.2							
Avg. Stride Length [m]	6.4	7.5	7.6	7.7	7.7	7.0							





Rockhampton Professional

Race 7: Kennas Chartered Accountants BM62 Handicap - 1050m

09 December 2025 - 16:41



Track Rating: Good 4, Weather: Fine, Rail Position: +5.5m Entire

Section		Overall				1000m	800m	600m	400m	200m	Last 600m		
Field Times		0:58.76 (0:03.82)				0:54.94 (0:11.07)	0:43.87 (0:10.71)	0:33.16 (0:10.62)	0:22.54 (0:10.78)	0:11.76 (0:11.76)	0:33.16		
Rank	TAB	Horse/Jockey	Barrier	Top Speed [km/h]	Fastest Section							Margin	Distance Travelled [m]
1	4	KAI MONDO	7	70.0	0:03.84	0:58.76 [1]	0:54.92 [2]	0:43.87 [1]	0:32.83 [2]	0:22.34 [2]	0:11.74 [2]	0:58.76	0:32.83
		Nikki Olzard		600m	Overall	(0:03.84)	(0:11.05)	(0:11.04)	(0:10.49)	(0:10.60)	(0:11.74)		
2	9	RED BEAUTY	3	71.3	0:03.87	0:58.79 [2]	0:54.92 [3]	0:43.69 [4]	0:32.54 [4]	0:22.10 [3]	0:11.62 [3]	0.19L	0:32.54 +0
		Tahlia Fenlon		400m	Overall	(0:03.87)	(0:11.23)	(0:11.15)	(0:10.44)	(0:10.48)	(0:11.62)		
3	3	UNIVERSAL HARMONY	4	68.7	0:04.19	0:58.96 [3]	0:54.77 [8]	0:44.05 [2]	0:33.36 [1]	0:22.74 [1]	0:11.96 [1]	1.2L	0:33.36 -8
		Jackson Murphy		600m	Overall	(0:04.19)	(0:10.72)	(0:10.69)	(0:10.62)	(0:10.78)	(0:11.96)		
4	10	ALL TOO LUCKY	8	69.7	0:04.10	0:59.13 [4]	0:55.03 [5]	0:43.64 [7]	0:32.50 [7]	0:21.93 [7]	0:11.44 [7]	2.21L	0:32.50 -1
		Maddie Mankelow		400m	Overall	(0:04.10)	(0:11.39)	(0:11.14)	(0:10.57)	(0:10.49)	(0:11.44)		
5	1	TORQUE I TEE	1	70.1	0:04.12	0:59.23 [5]	0:55.11 [6]	0:44.01 [5]	0:32.77 [6]	0:22.28 [6]	0:11.58 [6]	2.77L	0:32.77 -2
		Olivia Webb		600m	Overall	(0:04.12)	(0:11.10)	(0:11.24)	(0:10.49)	(0:10.70)	(0:11.58)		
6	7	REBELIOUS RED	5	69.4	0:04.08	0:59.42 [6]	0:55.34 [4]	0:44.15 [6]	0:33.04 [5]	0:22.49 [5]	0:11.78 [5]	3.92L	0:33.04 +0
		Sean Cormack		600m	Overall	(0:04.08)	(0:11.19)	(0:11.11)	(0:10.55)	(0:10.71)	(0:11.78)		
7	8	HIGHGROUND	2	69.9	0:03.82	0:59.52 [7]	0:55.70 [1]	0:44.46 [3]	0:33.37 [3]	0:22.80 [4]	0:12.06 [4]	4.53L	0:33.37 -1
		Ashley Butler		600m	Overall	(0:03.82)	(0:11.24)	(0:11.09)	(0:10.57)	(0:10.74)	(0:12.06)		
8	11	KATHY'S ROSE	6	69.6	0:04.13	0:59.68 [8]	0:55.55 [7]	0:44.13 [8]	0:32.98 [8]	0:22.47 [8]	0:11.71 [8]	5.43L	0:32.98 +2
		Ryan Wiggins		600m	Overall	(0:04.13)	(0:11.42)	(0:11.15)	(0:10.51)	(0:10.76)	(0:11.71)		

Scratched: Horrible Hank (#6), Canny Be Better (#5), Limero (#2)



Horse/Jockey Name	Kai Mondo
Final Rank	1
Fastest Section Time (Section)	0:03.84 (Overall)
Top Speed [km/h] (Section)	70.0 (600m)
Race State	Finished



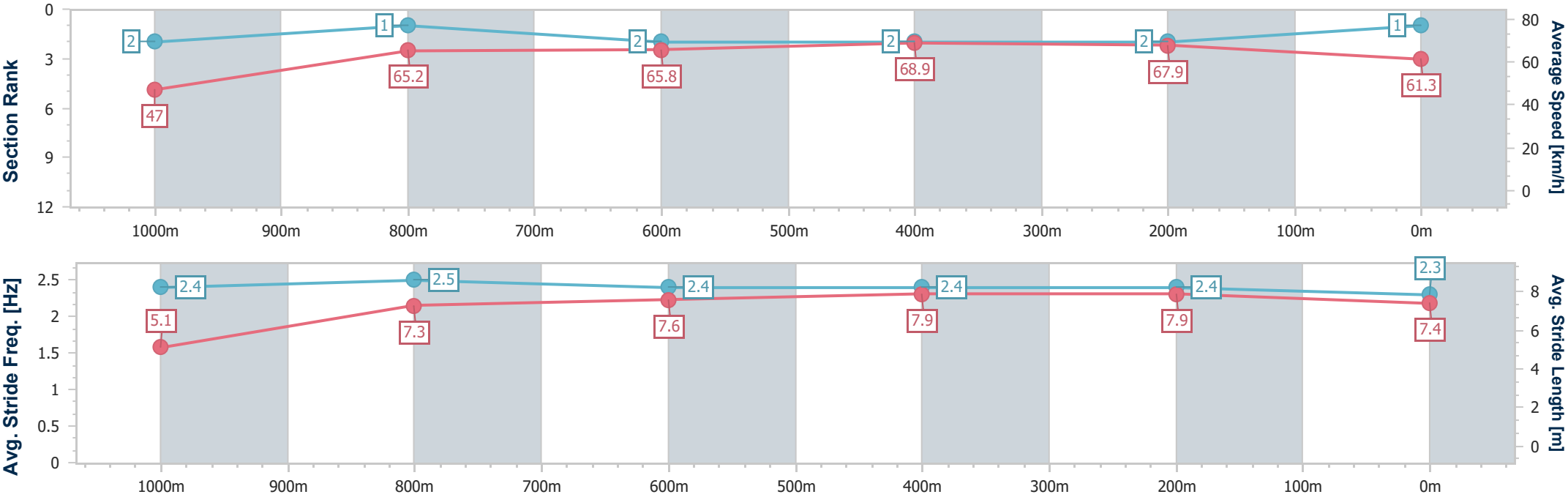
RockhamptonProfessional
Race 7: Kennas Chartered Accountants BM62 Handicap -
1050m

09 December 2025 - 16:41

Track Rating: Good 4, Weather: Fine, Rail Position: +5.5m Entire



Section	Overall	1000m	800m	600m	400m	200m								
Section Times	0:58.76 [1] (0:03.84)	0:54.92 [2] (0:11.05)	0:43.87 [1] (0:11.04)	0:32.83 [2] (0:10.49)	0:22.34 [2] (0:10.60)	0:11.74 [2] (0:11.74)								
Average Speed [km/h]	47.0	65.2	65.8	68.9	67.9	61.3								
Top Speed [km/h]	57.7	67.3	67.9	70.0	69.5	65.7								
Avg. Dist. to Rail [m]	6.3	0.7	1.1	4.2	4.6	5.2								
Avg. Stride Freq. [Hz]	2.4	2.5	2.4	2.4	2.4	2.3								
Avg. Stride Length [m]	5.1	7.3	7.6	7.9	7.9	7.4								





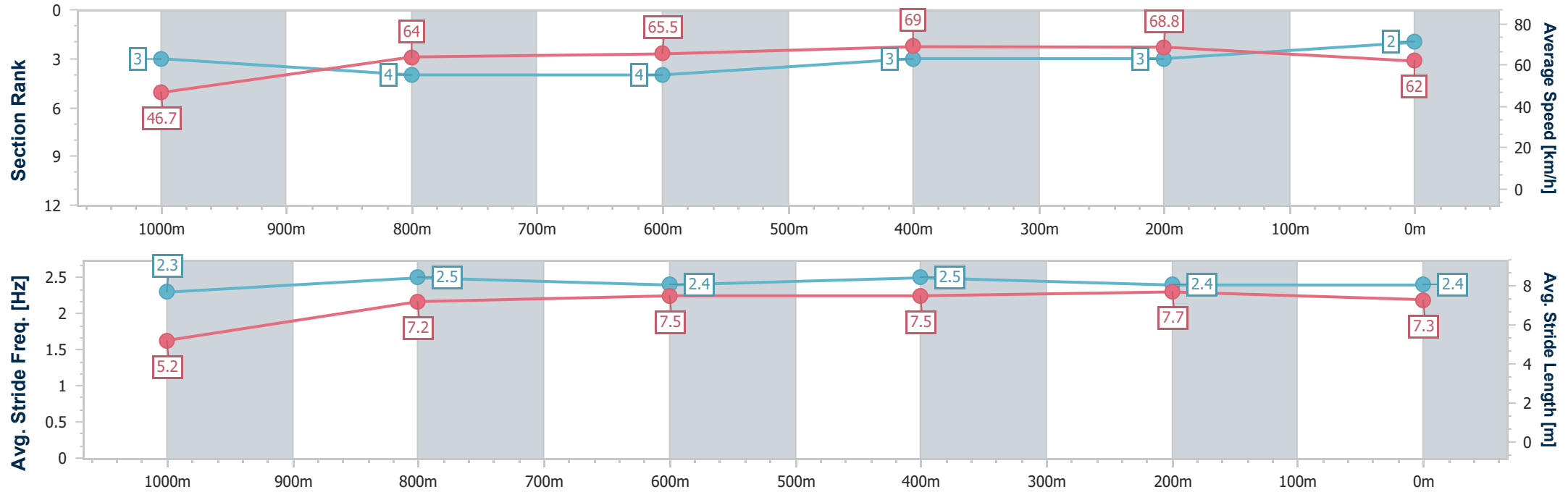
Horse/Jockey Name	Red Beauty
Final Rank	2
Fastest Section Time (Section)	0:03.87 (Overall)
Top Speed [km/h] (Section)	71.3 (400m)
Race State	Finished



RockhamptonProfessional
Race 7: Kennas Chartered Accountants BM62 Handicap - 1050m
09 December 2025 - 16:41
Track Rating: Good 4, Weather: Fine, Rail Position: +5.5m Entire



Section	Overall	1000m	800m	600m	400m	200m							
Section Times	0:58.79 [2] (0:03.87)	0:54.92 [3] (0:11.23)	0:43.69 [4] (0:11.15)	0:32.54 [4] (0:10.44)	0:22.10 [3] (0:10.48)	0:11.62 [3] (0:11.62)							
Average Speed [km/h]	46.7	64.0	65.5	69.0	68.8	62.0							
Top Speed [km/h]	56.7	66.1	66.8	70.8	71.3	64.9							
Avg. Dist. to Rail [m]	3.0	0.5	1.7	5.9	8.2	9.0							
Avg. Stride Freq. [Hz]	2.3	2.5	2.4	2.5	2.4	2.4							
Avg. Stride Length [m]	5.2	7.2	7.5	7.5	7.7	7.3							





Horse/Jockey Name	Universal Harmony
Final Rank	3
Fastest Section Time (Section)	0:04.19 (Overall)
Top Speed [km/h] (Section)	68.7 (600m)
Race State	Finished



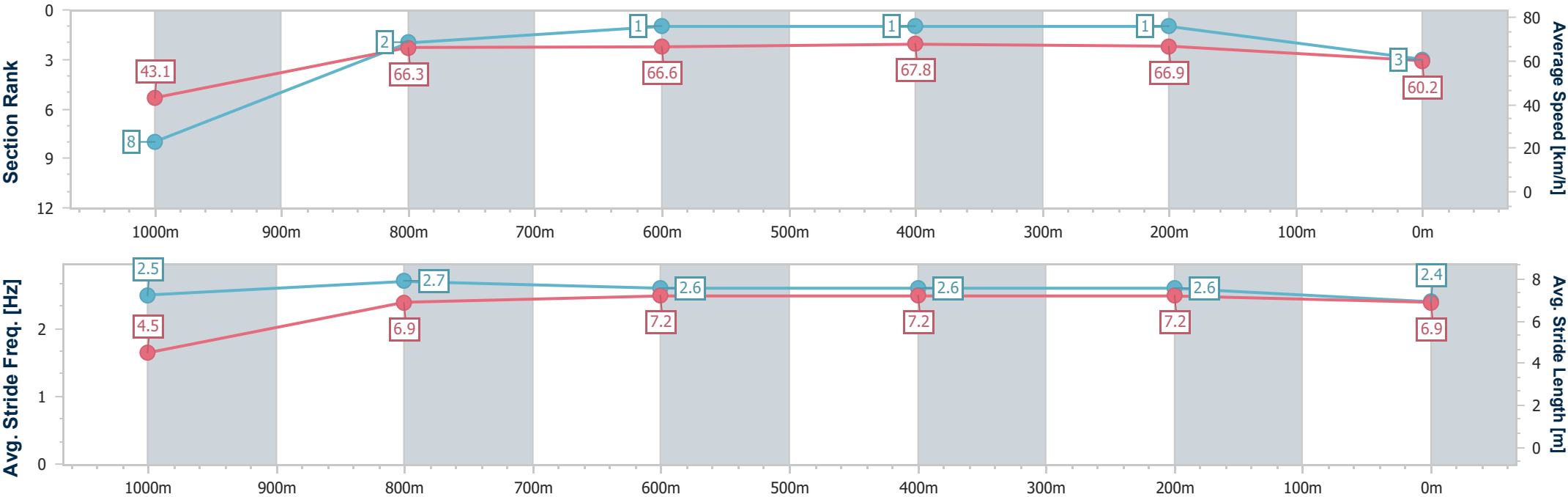
RockhamptonProfessional
Race 7: Kennas Chartered Accountants BM62 Handicap -
1050m

09 December 2025 - 16:41

Track Rating: Good 4, Weather: Fine, Rail Position: +5.5m Entire



Section	Overall	1000m	800m	600m	400m	200m								
Section Times	0:58.96 [3] (0:04.19)	0:54.77 [8] (0:10.72)	0:44.05 [2] (0:10.69)	0:33.36 [1] (0:10.62)	0:22.74 [1] (0:10.78)	0:11.96 [1] (0:11.96)								
Average Speed [km/h]	43.1	66.3	66.6	67.8	66.9	60.2								
Top Speed [km/h]	59.4	68.6	67.2	68.7	67.9	64.7								
Avg. Dist. to Rail [m]	5.1	2.1	2.1	2.1	2.6	3.2								
Avg. Stride Freq. [Hz]	2.5	2.7	2.6	2.6	2.6	2.4								
Avg. Stride Length [m]	4.5	6.9	7.2	7.2	7.2	6.9								





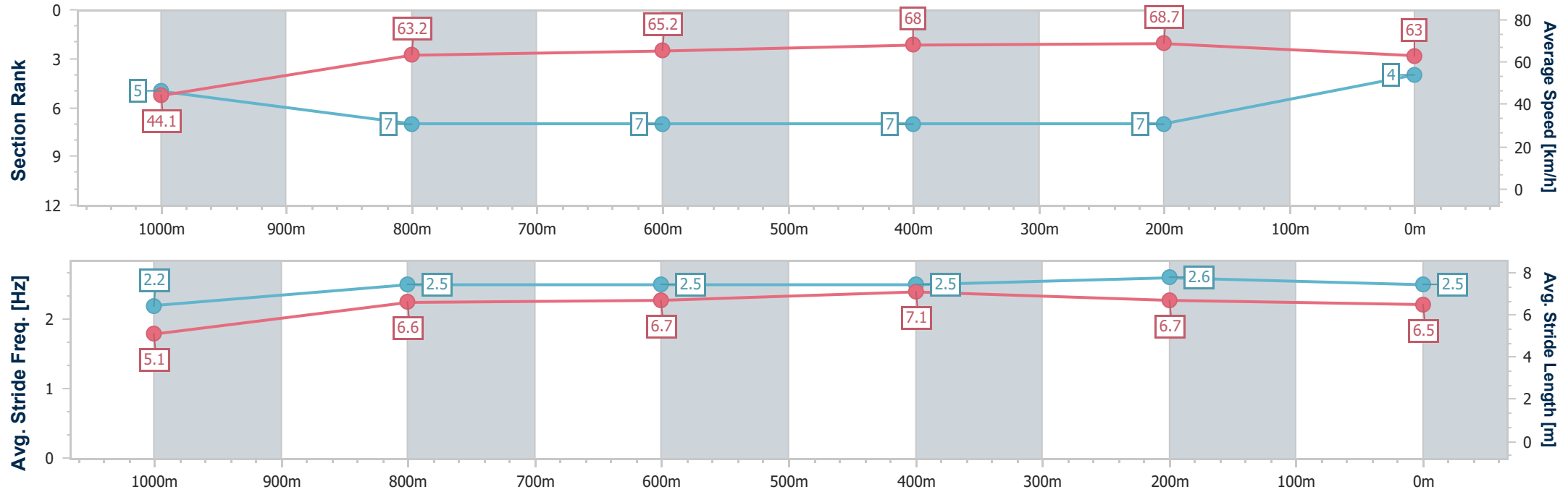
Horse/Jockey Name	All Too Lucky
Final Rank	4
Fastest Section Time (Section)	0:04.10 (Overall)
Top Speed [km/h] (Section)	69.7 (400m)
Race State	Finished



RockhamptonProfessional
Race 7: Kennas Chartered Accountants BM62 Handicap - 1050m
09 December 2025 - 16:41
Track Rating: Good 4, Weather: Fine, Rail Position: +5.5m Entire



Section	Overall	1000m	800m	600m	400m	200m							
Section Times	0:59.13 [4] (0:04.10)	0:55.03 [5] (0:11.39)	0:43.64 [7] (0:11.14)	0:32.50 [7] (0:10.57)	0:21.93 [7] (0:10.49)	0:11.44 [7] (0:11.44)							
Average Speed [km/h]	44.1	63.2	65.2	68.0	68.7	63.0							
Top Speed [km/h]	53.3	66.1	66.4	69.3	69.7	66.7							
Avg. Dist. to Rail [m]	8.4	1.2	1.2	1.6	4.7	6.5							
Avg. Stride Freq. [Hz]	2.2	2.5	2.5	2.5	2.6	2.5							
Avg. Stride Length [m]	5.1	6.6	6.7	7.1	6.7	6.5							





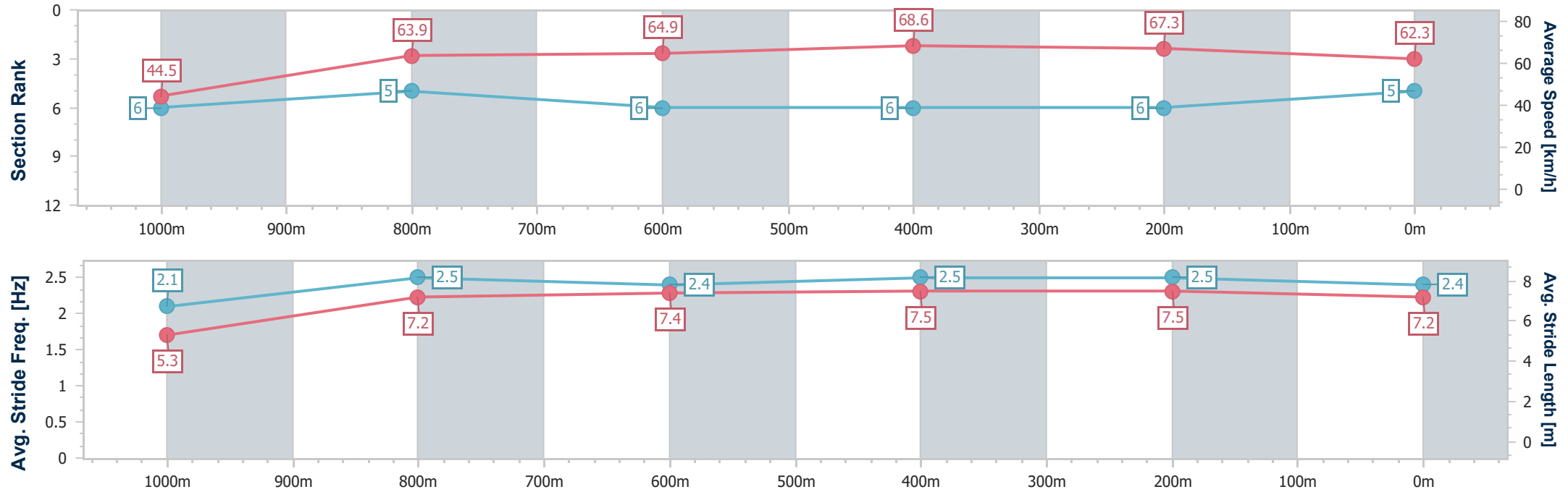
Horse/Jockey Name	Torque I Tee
Final Rank	5
Fastest Section Time (Section)	0:04.12 (Overall)
Top Speed [km/h] (Section)	70.1 (600m)
Race State	Finished



RockhamptonProfessional
Race 7: Kennas Chartered Accountants BM62 Handicap - 1050m
09 December 2025 - 16:41
Track Rating: Good 4, Weather: Fine, Rail Position: +5.5m Entire



Section	Overall	1000m	800m	600m	400m	200m								
Section Times	0:59.23 [5] (0:04.12)	0:55.11 [6] (0:11.10)	0:44.01 [5] (0:11.24)	0:32.77 [6] (0:10.49)	0:22.28 [6] (0:10.70)	0:11.58 [6] (0:11.58)								
Average Speed [km/h]	44.5	63.9	64.9	68.6	67.3	62.3								
Top Speed [km/h]	56.9	66.1	66.2	70.1	69.0	65.9								
Avg. Dist. to Rail [m]	1.1	1.6	1.5	2.8	3.8	5.4								
Avg. Stride Freq. [Hz]	2.1	2.5	2.4	2.5	2.5	2.4								
Avg. Stride Length [m]	5.3	7.2	7.4	7.5	7.5	7.2								





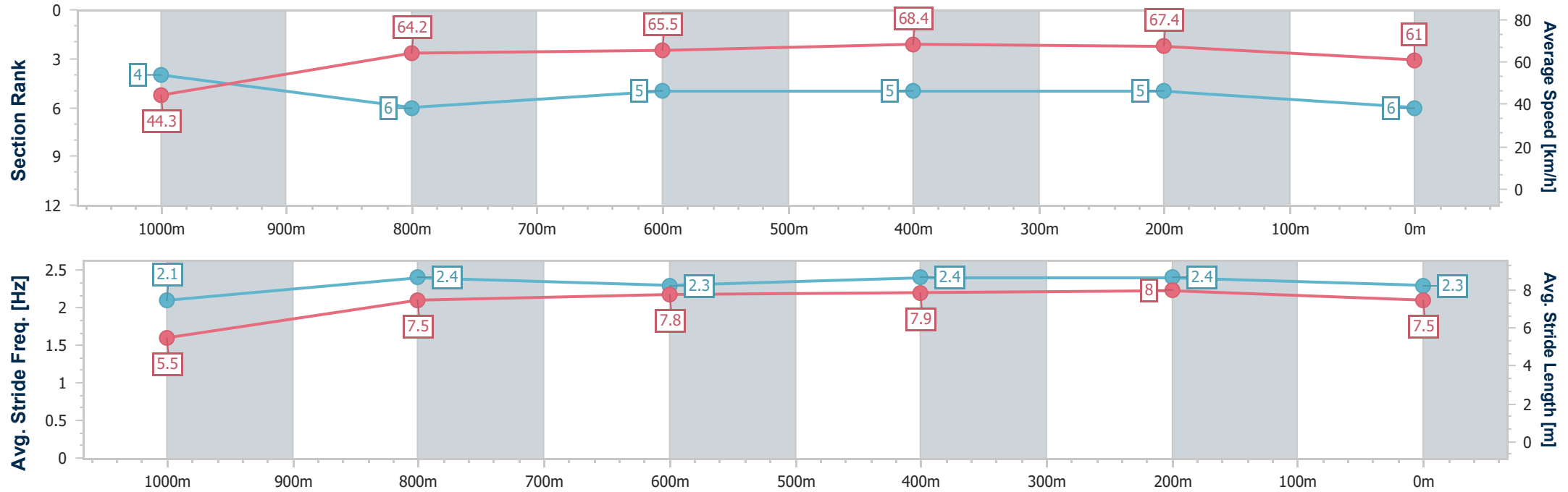
Horse/Jockey Name	Rebelious Red
Final Rank	6
Fastest Section Time (Section)	0:04.08 (Overall)
Top Speed [km/h] (Section)	69.4 (600m)
Race State	Finished



RockhamptonProfessional
Race 7: Kennas Chartered Accountants BM62 Handicap - 1050m
09 December 2025 - 16:41
Track Rating: Good 4, Weather: Fine, Rail Position: +5.5m Entire



Section	Overall	1000m	800m	600m	400m	200m								
Section Times	0:59.42 [6] (0:04.08)	0:55.34 [4] (0:11.19)	0:44.15 [6] (0:11.11)	0:33.04 [5] (0:10.55)	0:22.49 [5] (0:10.71)	0:11.78 [5] (0:11.78)								
Average Speed [km/h]	44.3	64.2	65.5	68.4	67.4	61.0								
Top Speed [km/h]	55.8	66.6	67.6	69.4	69.3	65.1								
Avg. Dist. to Rail [m]	4.2	0.6	1.6	3.7	4.3	5.2								
Avg. Stride Freq. [Hz]	2.1	2.4	2.3	2.4	2.4	2.3								
Avg. Stride Length [m]	5.5	7.5	7.8	7.9	8.0	7.5								





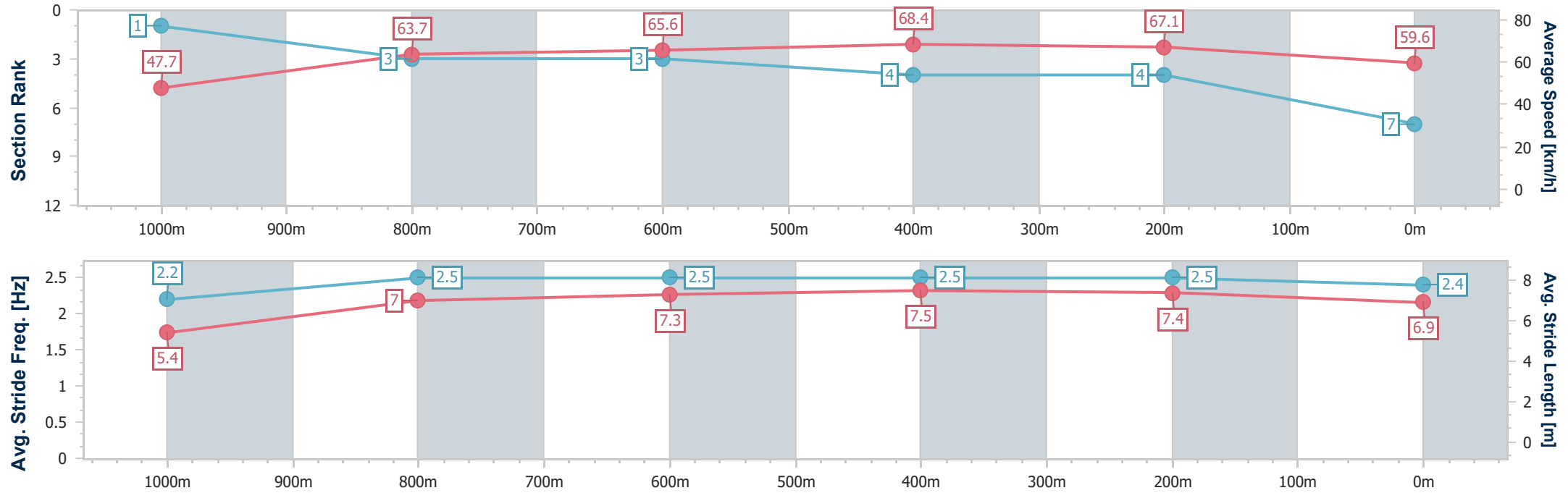
Horse/Jockey Name	Highground
Final Rank	7
Fastest Section Time (Section)	0:03.82 (Overall)
Top Speed [km/h] (Section)	69.9 (600m)
Race State	Finished



RockhamptonProfessional
Race 7: Kennas Chartered Accountants BM62 Handicap - 1050m
09 December 2025 - 16:41
Track Rating: Good 4, Weather: Fine, Rail Position: +5.5m Entire



Section	Overall	1000m	800m	600m	400m	200m							
Section Times	0:59.52 [7] (0:03.82)	0:55.70 [1] (0:11.24)	0:44.46 [3] (0:11.09)	0:33.37 [3] (0:10.57)	0:22.80 [4] (0:10.74)	0:12.06 [4] (0:12.06)							
Average Speed [km/h]	47.7	63.7	65.6	68.4	67.1	59.6							
Top Speed [km/h]	57.3	65.5	66.6	69.9	69.0	64.5							
Avg. Dist. to Rail [m]	2.2	0.9	1.7	4.1	4.4	3.8							
Avg. Stride Freq. [Hz]	2.2	2.5	2.5	2.5	2.5	2.4							
Avg. Stride Length [m]	5.4	7.0	7.3	7.5	7.4	6.9							



[] Ranking at each section and finish
- - - - - No data available at this section
NA No data available



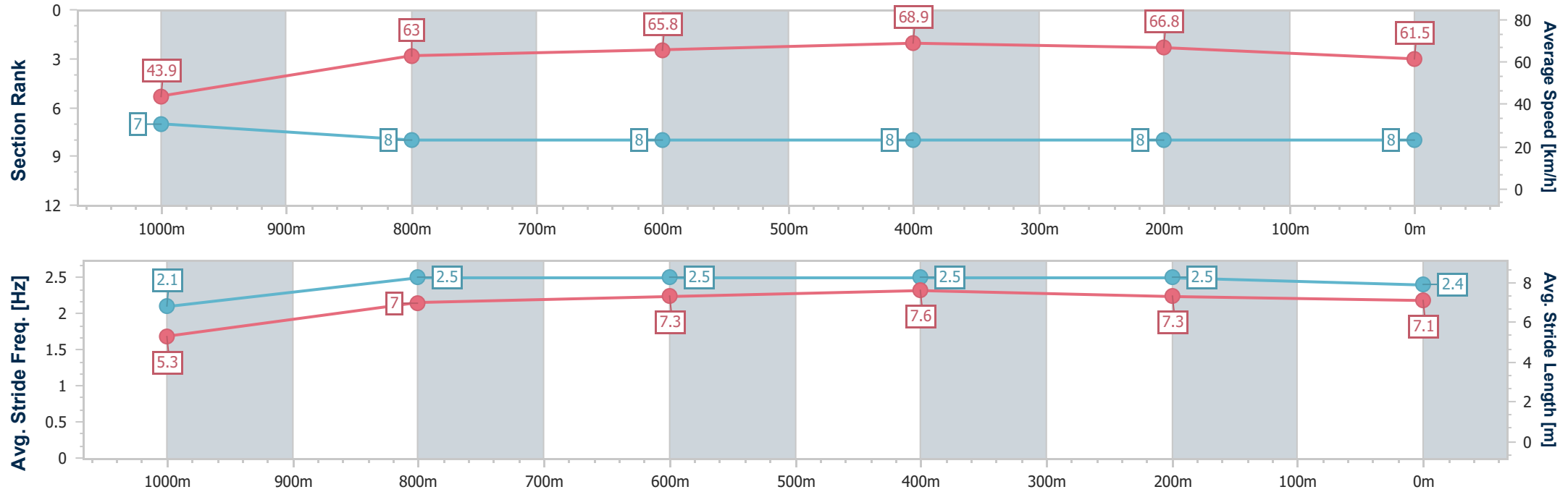
Horse/Jockey Name	Kathy's Rose
Final Rank	8
Fastest Section Time (Section)	0:04.13 (Overall)
Top Speed [km/h] (Section)	69.6 (600m)
Race State	Finished



RockhamptonProfessional
Race 7: Kennas Chartered Accountants BM62 Handicap - 1050m
09 December 2025 - 16:41
Track Rating: Good 4, Weather: Fine, Rail Position: +5.5m Entire



Section	Overall	1000m	800m	600m	400m	200m								
Section Times	0:59.68 [8] (0:04.13)	0:55.55 [7] (0:11.42)	0:44.13 [8] (0:11.15)	0:32.98 [8] (0:10.51)	0:22.47 [8] (0:10.76)	0:11.71 [8] (0:11.71)								
Average Speed [km/h]	43.9	63.0	65.8	68.9	66.8	61.5								
Top Speed [km/h]	55.5	66.1	67.1	69.6	69.5	64.8								
Avg. Dist. to Rail [m]	5.9	0.7	2.3	4.9	6.8	7.0								
Avg. Stride Freq. [Hz]	2.1	2.5	2.5	2.5	2.5	2.4								
Avg. Stride Length [m]	5.3	7.0	7.3	7.6	7.3	7.1								





Rockhampton Professional
Race 8: Wendy Mulry Travel BM55 Handicap - 1200m
09 December 2025 - 17:21



Track Rating: Good 4, Weather: Fine, Rail Position: +5.5m Entire

Section						Overall	1000m	800m	600m	400m	200m	Last 600m		
Field Times						1:08.02 (0:11.65)	0:56.37 (0:10.94)	0:45.43 (0:11.46)	0:33.97 (0:11.11)	0:22.86 (0:10.90)	0:11.96 (0:11.96)	0:33.97		
Rank	TAB	Horse/Jockey	Barrier	Top Speed [km/h]	Fastest Section							Margin	Distance Travelled [m]	
1	6	SMASHING ROSIE	9	68.3	0:10.88	1:08.02 [1]	0:55.94 [5]	0:45.06 [4]	0:33.77 [4]	0:22.86 [1]	0:11.96 [1]	1:08.02	0:33.77	
		Maddie Mankelow		400m	1000m	(0:12.08)	(0:10.88)	(0:11.29)	(0:10.91)	(0:10.90)	(0:11.96)			
2	3	EL FORTRESS	1	67.8	0:10.89	1:08.36 [2]	0:56.31 [4]	0:45.35 [5]	0:33.83 [5]	0:22.94 [5]	0:11.89 [4]	2.03L	0:33.83	+1
		Raul Silvera Olivera		600m	600m	(0:12.05)	(0:10.96)	(0:11.52)	(0:10.89)	(0:11.05)	(0:11.89)			
3	7	CRAIGLEA BRONTE	4	68.7	0:10.95	1:08.54 [3]	0:56.78 [2]	0:45.83 [2]	0:34.41 [3]	0:23.37 [2]	0:12.13 [2]	3.06L	0:34.41	-2
		Natalea Summers		1000m	1000m	(0:11.76)	(0:10.95)	(0:11.42)	(0:11.04)	(0:11.24)	(0:12.13)			
4	1	OUTBACK RINGER	7	67.5	0:10.94	1:08.74 [4]	0:57.09 [1]	0:46.15 [1]	0:34.69 [1]	0:23.52 [3]	0:12.29 [3]	4.28L	0:34.69	-2
		Tom Orr		1000m	1000m	(0:11.65)	(0:10.94)	(0:11.46)	(0:11.17)	(0:11.23)	(0:12.29)			
5	8	MAKING HISTORY	6	67.6	0:10.89	1:08.80 [5]	0:56.41 [7]	0:45.52 [6]	0:34.12 [6]	0:23.04 [6]	0:11.89 [5]	4.6L	0:34.12	-2
		Olivia Webb		1000m	1000m	(0:12.39)	(0:10.89)	(0:11.40)	(0:11.08)	(0:11.15)	(0:11.89)			
6	10	OUR HEART THROB	8	67.1	0:11.00	1:08.87 [6]	0:56.04 [8]	0:45.04 [8]	0:33.90 [8]	0:22.87 [7]	0:11.74 [7]	5.03L	0:33.90	-6
		Nikki Olzard		600m	1000m	(0:12.83)	(0:11.00)	(0:11.14)	(0:11.03)	(0:11.13)	(0:11.74)			
7	5	SPIRIT TALKER	5	65.9	0:11.11	1:09.29 [7]	0:57.15 [6]	0:45.88 [7]	0:34.36 [7]	0:23.25 [8]	0:12.04 [8]	7.5L	0:34.36	+1
		Brooke Johnson		600m	600m	(0:12.14)	(0:11.27)	(0:11.52)	(0:11.11)	(0:11.21)	(0:12.04)			
8	11	STORMTROOPER	2	67.0	0:10.87	1:09.38 [8]	0:57.40 [3]	0:46.53 [3]	0:35.30 [2]	0:24.01 [4]	0:12.39 [6]	8.03L	0:35.30	-9
		Sarah Robbins		1000m	1000m	(0:11.98)	(0:10.87)	(0:11.23)	(0:11.29)	(0:11.62)	(0:12.39)			
9	2	CAPITAMY	10	65.7	0:11.12	1:14.87 [9]	1:01.90 [9]	0:50.78 [9]	0:39.10 [9]	0:27.36 [9]	0:14.50 [9]	40.31L	0:39.10	+4
		Tahlia Fenlon		1000m	1000m	(0:12.97)	(0:11.12)	(0:11.68)	(0:11.74)	(0:12.86)	(0:14.50)			

Scratched: Zouly (#9), Dubawi's Girl (#4)



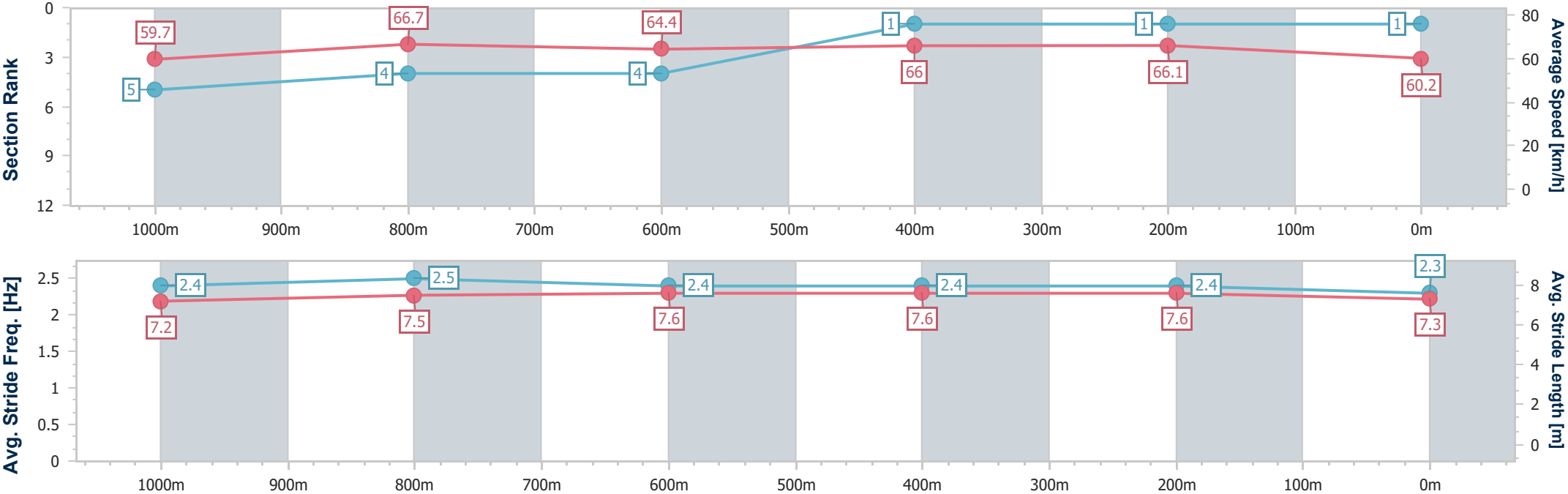
Horse/Jockey Name	Smashing Rosie
Final Rank	1
Fastest Section Time (Section)	0:10.88 (1000m)
Top Speed [km/h] (Section)	68.3 (400m)
Race State	Finished



RockhamptonProfessional
Race 8: Wendy Mulry Travel BM55 Handicap - 1200m
09 December 2025 - 17:21
Track Rating: Good 4, Weather: Fine, Rail Position: +5.5m Entire



Section	Overall	1000m	800m	600m	400m	200m								
Section Times	1:08.02 [1] (0:12.08)	0:55.94 [5] (0:10.88)	0:45.06 [4] (0:11.29)	0:33.77 [4] (0:10.91)	0:22.86 [1] (0:10.90)	0:11.96 [1] (0:11.96)								
Average Speed [km/h]	59.7	66.7	64.4	66.0	66.1	60.2								
Top Speed [km/h]	67.7	68.0	66.1	68.2	68.3	63.4								
Avg. Dist. to Rail [m]	5.4	1.4	1.2	2.6	5.4	5.8								
Avg. Stride Freq. [Hz]	2.4	2.5	2.4	2.4	2.4	2.3								
Avg. Stride Length [m]	7.2	7.5	7.6	7.6	7.6	7.3								





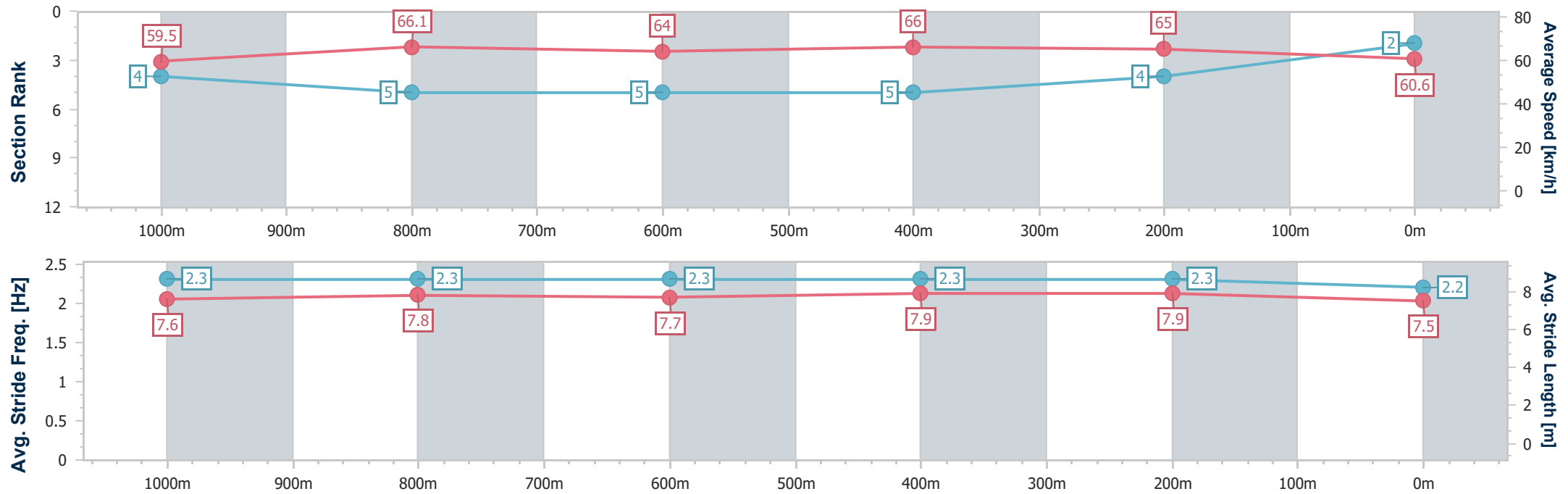
Horse/Jockey Name	El Fortress
Final Rank	2
Fastest Section Time (Section)	0:10.89 (600m)
Top Speed [km/h] (Section)	67.8 (600m)
Race State	Finished



RockhamptonProfessional
Race 8: Wendy Mulry Travel BM55 Handicap - 1200m
09 December 2025 - 17:21
Track Rating: Good 4, Weather: Fine, Rail Position: +5.5m Entire



Section	Overall	1000m	800m	600m	400m	200m								
Section Times	1:08.36 [2] (0:12.05)	0:56.31 [4] (0:10.96)	0:45.35 [5] (0:11.52)	0:33.83 [5] (0:10.89)	0:22.94 [5] (0:11.05)	0:11.89 [4] (0:11.89)								
Average Speed [km/h]	59.5	66.1	64.0	66.0	65.0	60.6								
Top Speed [km/h]	66.7	66.9	64.9	67.8	66.4	63.4								
Avg. Dist. to Rail [m]	0.9	1.0	2.7	4.0	4.1	4.1								
Avg. Stride Freq. [Hz]	2.3	2.3	2.3	2.3	2.3	2.2								
Avg. Stride Length [m]	7.6	7.8	7.7	7.9	7.9	7.5								





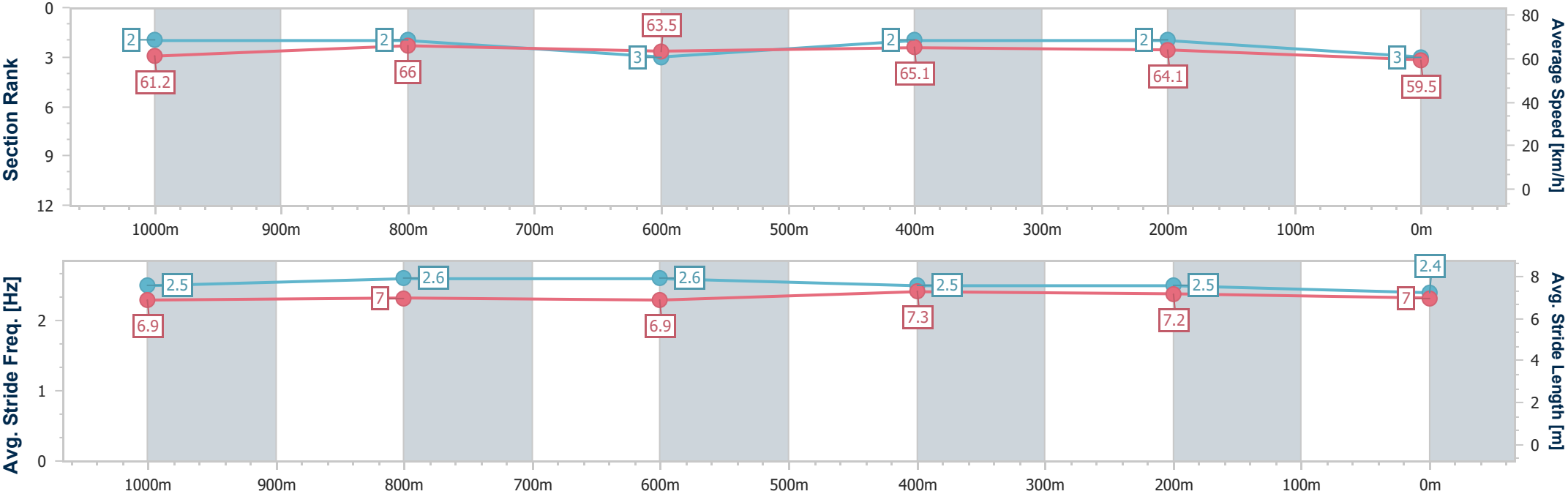
Horse/Jockey Name	Craiglea Bronte
Final Rank	3
Fastest Section Time (Section)	0:10.95 (1000m)
Top Speed [km/h] (Section)	68.7 (1000m)
Race State	Finished



RockhamptonProfessional
Race 8: Wendy Mulry Travel BM55 Handicap - 1200m
09 December 2025 - 17:21
Track Rating: Good 4, Weather: Fine, Rail Position: +5.5m Entire



Section	Overall	1000m	800m	600m	400m	200m							
Section Times	1:08.54 [3] (0:11.76)	0:56.78 [2] (0:10.95)	0:45.83 [2] (0:11.42)	0:34.41 [3] (0:11.04)	0:23.37 [2] (0:11.24)	0:12.13 [2] (0:12.13)							
Average Speed [km/h]	61.2	66.0	63.5	65.1	64.1	59.5							
Top Speed [km/h]	68.2	68.7	65.5	65.9	65.3	62.8							
Avg. Dist. to Rail [m]	1.6	0.6	1.0	1.0	2.5	5.5							
Avg. Stride Freq. [Hz]	2.5	2.6	2.6	2.5	2.5	2.4							
Avg. Stride Length [m]	6.9	7.0	6.9	7.3	7.2	7.0							



[] Ranking at each section and finish
- - - - No data available at this section
NA No data available



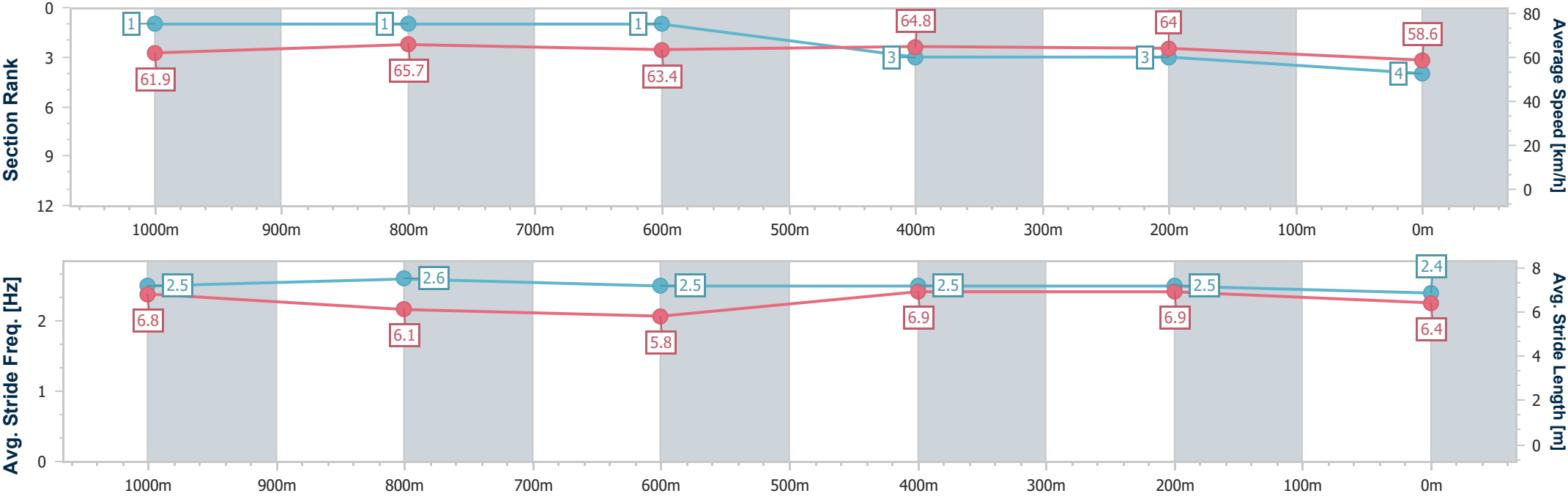
Horse/Jockey Name	Outback Ringer
Final Rank	4
Fastest Section Time (Section)	0:10.94 (1000m)
Top Speed [km/h] (Section)	67.5 (1000m)
Race State	Finished



RockhamptonProfessional
Race 8: Wendy Mulry Travel BM55 Handicap - 1200m
09 December 2025 - 17:21
Track Rating: Good 4, Weather: Fine, Rail Position: +5.5m Entire



Section	Overall	1000m	800m	600m	400m	200m							
Section Times	1:08.74 [4] (0:11.65)	0:57.09 [1] (0:10.94)	0:46.15 [1] (0:11.46)	0:34.69 [1] (0:11.17)	0:23.52 [3] (0:11.23)	0:12.29 [3] (0:12.29)							
Average Speed [km/h]	61.9	65.7	63.4	64.8	64.0	58.6							
Top Speed [km/h]	66.6	67.5	64.7	65.4	65.2	62.4							
Avg. Dist. to Rail [m]	2.9	0.7	1.7	5.2	5.4	5.4							
Avg. Stride Freq. [Hz]	2.5	2.6	2.5	2.5	2.5	2.4							
Avg. Stride Length [m]	6.8	6.1	5.8	6.9	6.9	6.4							





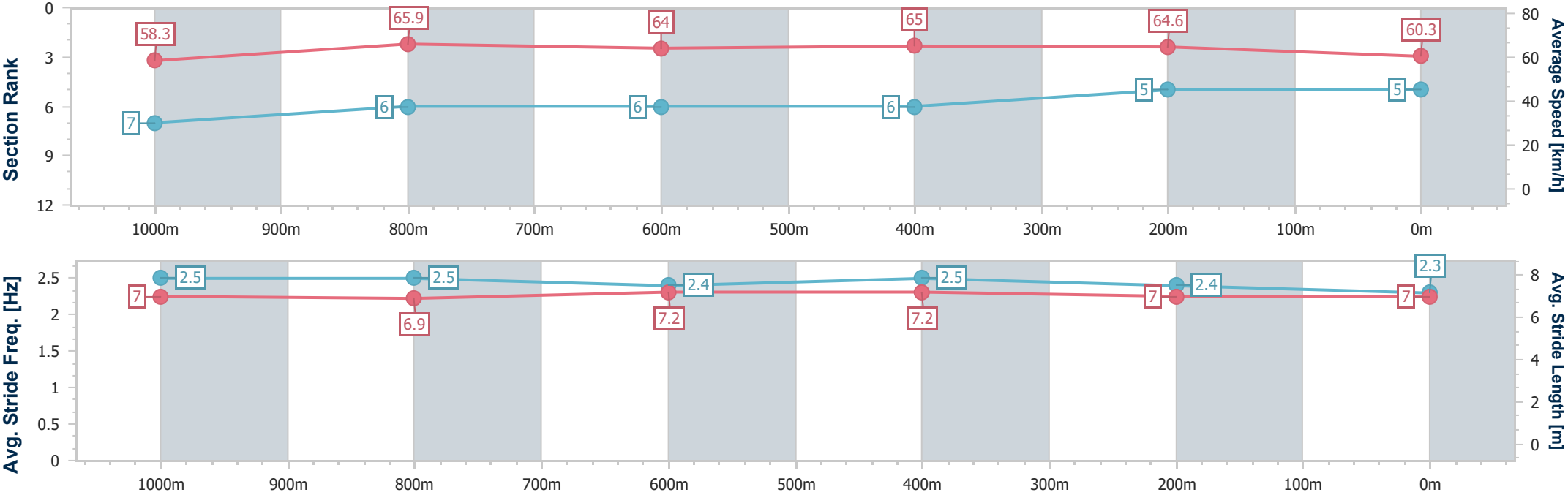
Horse/Jockey Name	Making History
Final Rank	5
Fastest Section Time (Section)	0:10.89 (1000m)
Top Speed [km/h] (Section)	67.6 (1000m)
Race State	Finished



RockhamptonProfessional
Race 8: Wendy Mulry Travel BM55 Handicap - 1200m
09 December 2025 - 17:21
Track Rating: Good 4, Weather: Fine, Rail Position: +5.5m Entire



Section	Overall	1000m	800m	600m	400m	200m							
Section Times	1:08.80 [5] (0:12.39)	0:56.41 [7] (0:10.89)	0:45.52 [6] (0:11.40)	0:34.12 [6] (0:11.08)	0:23.04 [6] (0:11.15)	0:11.89 [5] (0:11.89)							
Average Speed [km/h]	58.3	65.9	64.0	65.0	64.6	60.3							
Top Speed [km/h]	66.5	67.6	66.3	66.1	65.9	63.2							
Avg. Dist. to Rail [m]	2.7	0.6	1.4	2.4	3.4	4.6							
Avg. Stride Freq. [Hz]	2.5	2.5	2.4	2.5	2.4	2.3							
Avg. Stride Length [m]	7.0	6.9	7.2	7.2	7.0	7.0							



[] Ranking at each section and finish
-.-.- No data available at this section
NA No data available



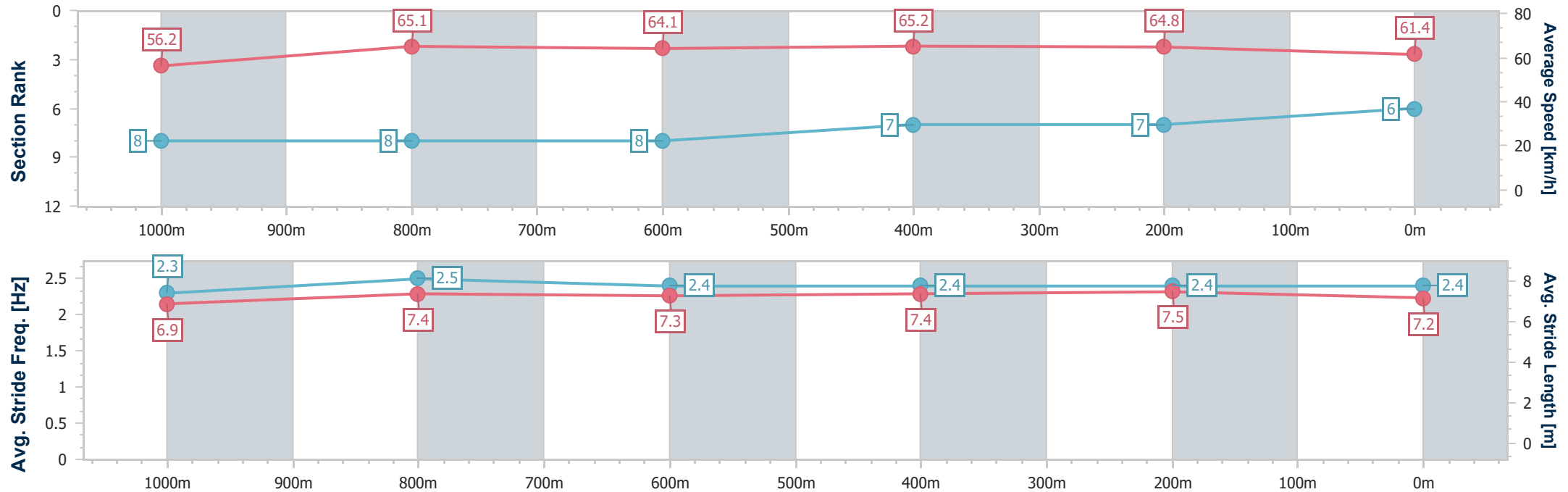
Horse/Jockey Name	Our Heart Throb
Final Rank	6
Fastest Section Time (Section)	0:11.00 (1000m)
Top Speed [km/h] (Section)	67.1 (600m)
Race State	Finished



RockhamptonProfessional
Race 8: Wendy Mulry Travel BM55 Handicap - 1200m
09 December 2025 - 17:21
Track Rating: Good 4, Weather: Fine, Rail Position: +5.5m Entire



Section	Overall	1000m	800m	600m	400m	200m							
Section Times	1:08.87 [6] (0:12.83)	0:56.04 [8] (0:11.00)	0:45.04 [8] (0:11.14)	0:33.90 [8] (0:11.03)	0:22.87 [7] (0:11.13)	0:11.74 [7] (0:11.74)							
Average Speed [km/h]	56.2	65.1	64.1	65.2	64.8	61.4							
Top Speed [km/h]	64.2	65.7	65.7	67.1	66.5	63.8							
Avg. Dist. to Rail [m]	3.5	1.1	0.6	0.5	1.6	2.0							
Avg. Stride Freq. [Hz]	2.3	2.5	2.4	2.4	2.4	2.4							
Avg. Stride Length [m]	6.9	7.4	7.3	7.4	7.5	7.2							





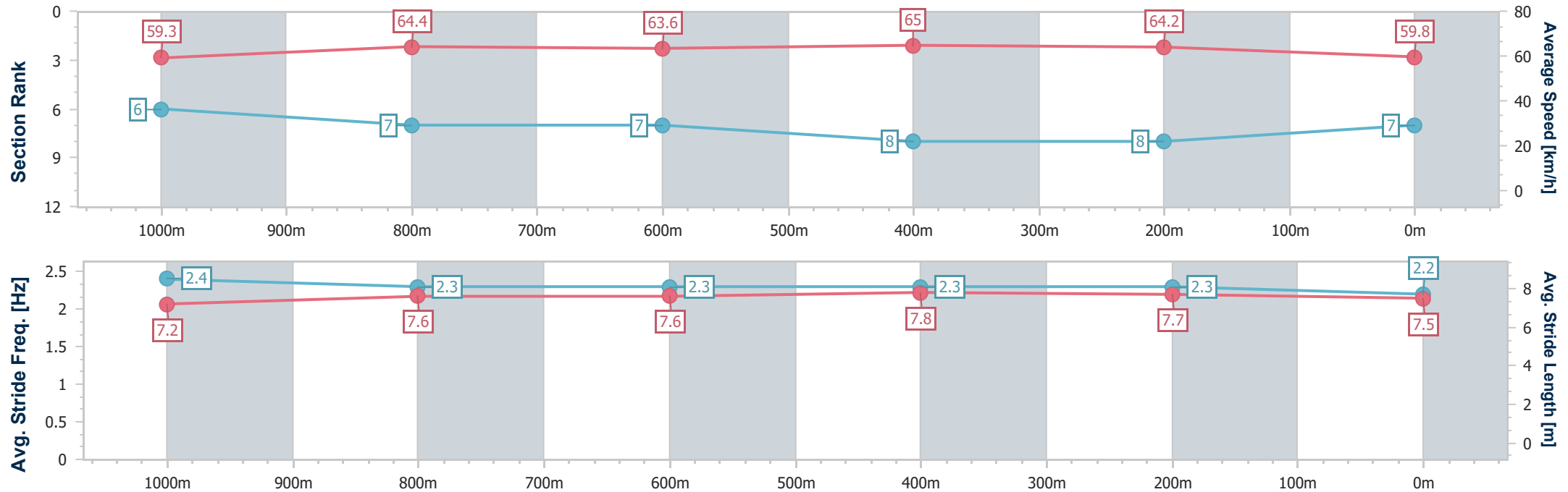
Horse/Jockey Name	Spirit Talker
Final Rank	7
Fastest Section Time (Section)	0:11.11 (600m)
Top Speed [km/h] (Section)	65.9 (600m)
Race State	Finished



RockhamptonProfessional
Race 8: Wendy Mulry Travel BM55 Handicap - 1200m
09 December 2025 - 17:21
Track Rating: Good 4, Weather: Fine, Rail Position: +5.5m Entire



Section	Overall	1000m	800m	600m	400m	200m							
Section Times	1:09.29 [7] (0:12.14)	0:57.15 [6] (0:11.27)	0:45.88 [7] (0:11.52)	0:34.36 [7] (0:11.11)	0:23.25 [8] (0:11.21)	0:12.04 [8] (0:12.04)							
Average Speed [km/h]	59.3	64.4	63.6	65.0	64.2	59.8							
Top Speed [km/h]	64.3	65.4	65.0	65.9	65.7	62.4							
Avg. Dist. to Rail [m]	2.5	1.1	2.1	3.1	4.6	5.4							
Avg. Stride Freq. [Hz]	2.4	2.3	2.3	2.3	2.3	2.2							
Avg. Stride Length [m]	7.2	7.6	7.6	7.8	7.7	7.5							





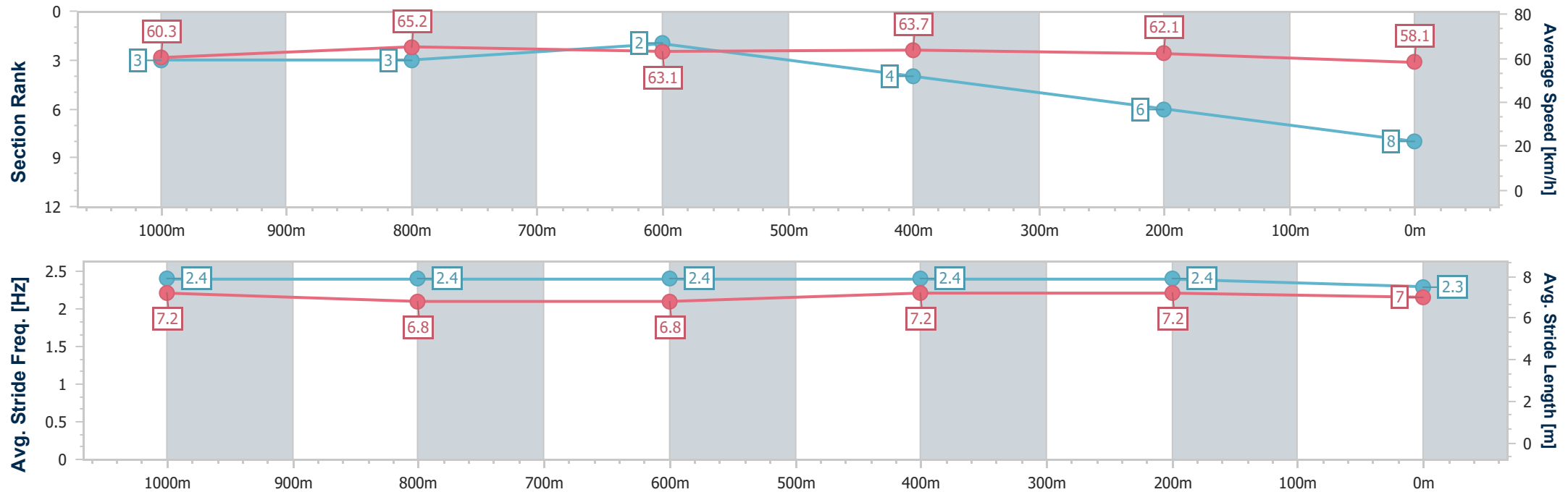
Horse/Jockey Name	Stormtrooper
Final Rank	8
Fastest Section Time (Section)	0:10.87 (1000m)
Top Speed [km/h] (Section)	67.0 (1000m)
Race State	Finished



RockhamptonProfessional
Race 8: Wendy Mulry Travel BM55 Handicap - 1200m
09 December 2025 - 17:21
Track Rating: Good 4, Weather: Fine, Rail Position: +5.5m Entire



Section	Overall	1000m	800m	600m	400m	200m							
Section Times	1:09.38 [8] (0:11.98)	0:57.40 [3] (0:10.87)	0:46.53 [3] (0:11.23)	0:35.30 [2] (0:11.29)	0:24.01 [4] (0:11.62)	0:12.39 [6] (0:12.39)							
Average Speed [km/h]	60.3	65.2	63.1	63.7	62.1	58.1							
Top Speed [km/h]	66.1	67.0	63.9	64.5	63.5	60.8							
Avg. Dist. to Rail [m]	1.6	1.7	2.0	0.7	0.4	0.7							
Avg. Stride Freq. [Hz]	2.4	2.4	2.4	2.4	2.4	2.3							
Avg. Stride Length [m]	7.2	6.8	6.8	7.2	7.2	7.0							



[] Ranking at each section and finish
-.-.- No data available at this section
NA No data available



Horse/Jockey Name	Capitamy
Final Rank	9
Fastest Section Time (Section)	0:11.12 (1000m)
Top Speed [km/h] (Section)	65.7 (1000m)
Race State	Finished



RockhamptonProfessional
Race 8: Wendy Mulry Travel BM55 Handicap - 1200m
09 December 2025 - 17:21
Track Rating: Good 4, Weather: Fine, Rail Position: +5.5m Entire



Section	Overall	1000m	800m	600m	400m	200m							
Section Times	1:14.87 [9] (0:12.97)	1:01.90 [9] (0:11.12)	0:50.78 [9] (0:11.68)	0:39.10 [9] (0:11.74)	0:27.36 [9] (0:12.86)	0:14.50 [9] (0:14.50)							
Average Speed [km/h]	55.8	65.0	63.2	61.5	56.0	49.8							
Top Speed [km/h]	63.3	65.7	65.2	62.0	60.3	52.9							
Avg. Dist. to Rail [m]	4.3	0.8	3.3	5.3	5.1	6.2							
Avg. Stride Freq. [Hz]	2.2	2.3	2.3	2.3	2.1	2.0							
Avg. Stride Length [m]	7.0	7.1	6.8	7.0	6.9	6.8							

