



# Toowoomba Professional

## Race 1: THANK YOU TTC MEMBERS BENCHMARK 60 Handicap - 1625m

13 December 2025 - 17:19



Track Rating: Good 4, Weather: Fine, Rail Position: +3m Entire

Section						Overall	1400m	1200m	1000m	800m	600m	400m	Last 600m	
Field Times						1:40.33 (0:15.94)	1:24.39 (0:11.76)	1:12.63 (0:12.37)	1:00.26 (0:12.37)	0:47.89 (0:11.83)	0:36.06 (0:11.79)	0:24.27 (0:11.96)	0:36.06	
Rank	TAB	Horse/Jockey	Barrier	Top Speed [km/h]	Fastest Section									Distance Travelled [m]
1	8	GOING TO THE SUN	2	65.4	0:11.56	1:40.33 [1]	1:24.00 [4]	1:12.44 [3]	1:00.07 [5]	0:47.49 [5]	0:35.53 [5]	0:23.72 [4]	0:35.53	
		Colleen Krahnen		Overall	1400m	(0:16.33)	(0:11.56)	(0:12.37)	(0:12.58)	(0:11.96)	(0:11.81)	(0:11.77)		
2	2	BURLEIGH MAGIC	5	64.5	0:11.52	1:40.33 [2]	1:23.73 [6]	1:12.21 [5]	1:00.10 [4]	0:47.52 [4]	0:35.73 [3]	0:23.88 [3]	0:35.73	-1
		Brooke Stower		Overall	1400m	(0:16.60)	(0:11.52)	(0:12.11)	(0:12.58)	(0:11.79)	(0:11.85)	(0:11.84)		
3	5	SON OF BEEBEE	8	66.6	0:11.74	1:40.53 [3]	1:24.29 [3]	1:12.52 [4]	1:00.39 [3]	0:48.08 [2]	0:36.19 [2]	0:24.45 [2]	0:36.19	+4
		Kelsey Lenton		Overall	600m	(0:16.24)	(0:11.77)	(0:12.13)	(0:12.31)	(0:11.89)	(0:11.74)	(0:11.94)		
4	6	SOMETHING FORJO	6	63.3	0:11.58	1:40.64 [4]	1:23.79 [8]	1:12.16 [7]	0:59.79 [7]	0:47.16 [8]	0:35.42 [8]	0:23.84 [7]	0:35.42	+2
		Olivia Kendal		600m	600m	(0:16.85)	(0:11.63)	(0:12.37)	(0:12.63)	(0:11.74)	(0:11.58)	(0:11.68)		
5	9	SEACRYPTION	7	64.6	0:11.58	1:40.70 [5]	1:23.86 [7]	1:12.13 [8]	0:59.81 [8]	0:47.32 [7]	0:35.52 [7]	0:23.90 [6]	0:35.52	-2
		Rob Thorburn		Overall	400m	(0:16.84)	(0:11.73)	(0:12.32)	(0:12.49)	(0:11.80)	(0:11.62)	(0:11.58)		
6	3	MAN IN THE MIRROR	1	65.7	0:11.76	1:41.17 [6]	1:25.23 [1]	1:13.47 [1]	1:01.10 [1]	0:48.73 [1]	0:36.90 [1]	0:25.11 [1]	0:36.90	+0
		Les Tilley		1400m	1400m	(0:15.94)	(0:11.76)	(0:12.37)	(0:12.37)	(0:11.83)	(0:11.79)	(0:12.01)		
7	10	HE'S VIRAL	3	65.9	0:11.74	1:41.66 [7]	1:25.66 [2]	1:13.92 [2]	1:01.57 [2]	0:48.89 [3]	0:36.95 [4]	0:24.89 [5]	0:36.95	+3
		Billie-Rose Andrew		Overall	1400m	(0:16.00)	(0:11.74)	(0:12.35)	(0:12.68)	(0:11.94)	(0:12.06)	(0:12.14)		
8	4	RAMPANT LION	4	65.1	0:11.76	1:42.19 [8]	1:25.77 [5]	1:14.01 [6]	1:01.65 [6]	0:49.02 [6]	0:37.22 [6]	0:25.34 [8]	0:37.22	+8
		Gary Geran		1400m	1400m	(0:16.42)	(0:11.76)	(0:12.36)	(0:12.63)	(0:11.80)	(0:11.88)	(0:12.25)		

Scratched: Best Coffee (#11), Blue Chip Girl (#1), Cheerful Cat (#7)



# Toowoomba Professional

## Race 1: THANK YOU TTC MEMBERS BENCHMARK 60 Handicap - 1625m

13 December 2025 - 17:19



Track Rating: Good 4, Weather: Fine, Rail Position: +3m Entire

Section				200m				Last 600m	
Field Times				0:12.31 (0:12.31)				0:36.06	
Rank	TAB	Horse/Jockey	Barrier	Top Speed [km/h]	Fastest Section	Margin		Distance Travelled [m]	
1	8	GOING TO THE SUN	2	65.4	0:11.56	0:11.95 [4]	1:40.33	0:35.53	
		Colleen Krahnen		Overall	1400m	(0:11.95)			
2	2	BURLEIGH MAGIC	5	64.5	0:11.52	0:12.04 [3]	0.04L	0:35.73	-1
		Brooke Stower		Overall	1400m	(0:12.04)			
3	5	SON OF BEEBEE	8	66.6	0:11.74	0:12.51 [1]	1.19L	0:36.19	+4
		Kelsey Lenton		Overall	600m	(0:12.51)			
4	6	SOMETHING FORJO	6	63.3	0:11.58	0:12.16 [6]	1.85L	0:35.42	+2
		Olivia Kendal		600m	600m	(0:12.16)			
5	9	SEACRYPTION	7	64.6	0:11.58	0:12.32 [5]	2.19L	0:35.52	-2
		Rob Thorburn		Overall	400m	(0:12.32)			
6	3	MAN IN THE MIRROR	1	65.7	0:11.76	0:13.10 [2]	4.99L	0:36.90	+0
		Les Tilley		1400m	1400m	(0:13.10)			
7	10	HE'S VIRAL	3	65.9	0:11.74	0:12.75 [7]	7.84L	0:36.95	+3
		Billie-Rose Andrew		Overall	1400m	(0:12.75)			
8	4	RAMPANT LION	4	65.1	0:11.76	0:13.09 [8]	10.98L	0:37.22	+8
		Gary Geran		1400m	1400m	(0:13.09)			

Scratched: Best Coffee (#11), Blue Chip Girl (#1), Cheerful Cat (#7)



Horse/Jockey Name	Going To The Sun
Final Rank	1
Fastest Section Time (Section)	0:11.56 (1400m)
Top Speed [km/h] (Section)	65.4 (Overall)
Race State	Finished



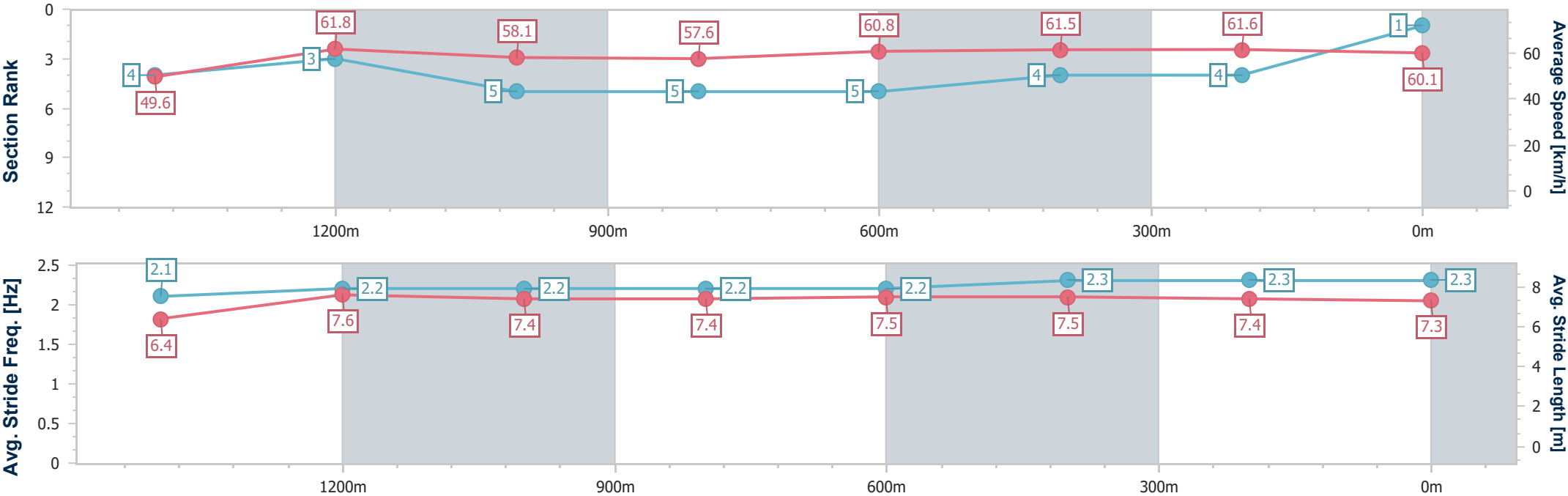
ToowoombaProfessional  
Race 1: THANK YOU TTC MEMBERS BENCHMARK 60  
Handicap - 1625m



13 December 2025 - 17:19

Track Rating: Good 4, Weather: Fine, Rail Position: +3m Entire

Section	Overall	1400m	1200m	1000m	800m	600m	400m	200m					
Section Times	1:40.33 [1] (0:16.33)	1:24.00 [4] (0:11.56)	1:12.44 [3] (0:12.37)	1:00.07 [5] (0:12.58)	0:47.49 [5] (0:11.96)	0:35.53 [5] (0:11.81)	0:23.72 [4] (0:11.77)	0:11.95 [4] (0:11.95)					
Average Speed [km/h]	49.6	61.8	58.1	57.6	60.8	61.5	61.6	60.1					
Top Speed [km/h]	65.4	65.0	59.8	59.7	61.7	62.1	62.1	61.3					
Avg. Dist. to Rail [m]	3.1	1.1	0.9	1.6	2.9	1.9	1.7	3.2					
Avg. Stride Freq. [Hz]	2.1	2.2	2.2	2.2	2.2	2.3	2.3	2.3					
Avg. Stride Length [m]	6.4	7.6	7.4	7.4	7.5	7.5	7.4	7.3					



- [ ] Ranking at each section and finish
- .-.- No data available at this section
- NA No data available



Horse/Jockey Name	Burleigh Magic
Final Rank	2
Fastest Section Time (Section)	0:11.52 (1400m)
Top Speed [km/h] (Section)	64.5 (Overall)
Race State	Finished



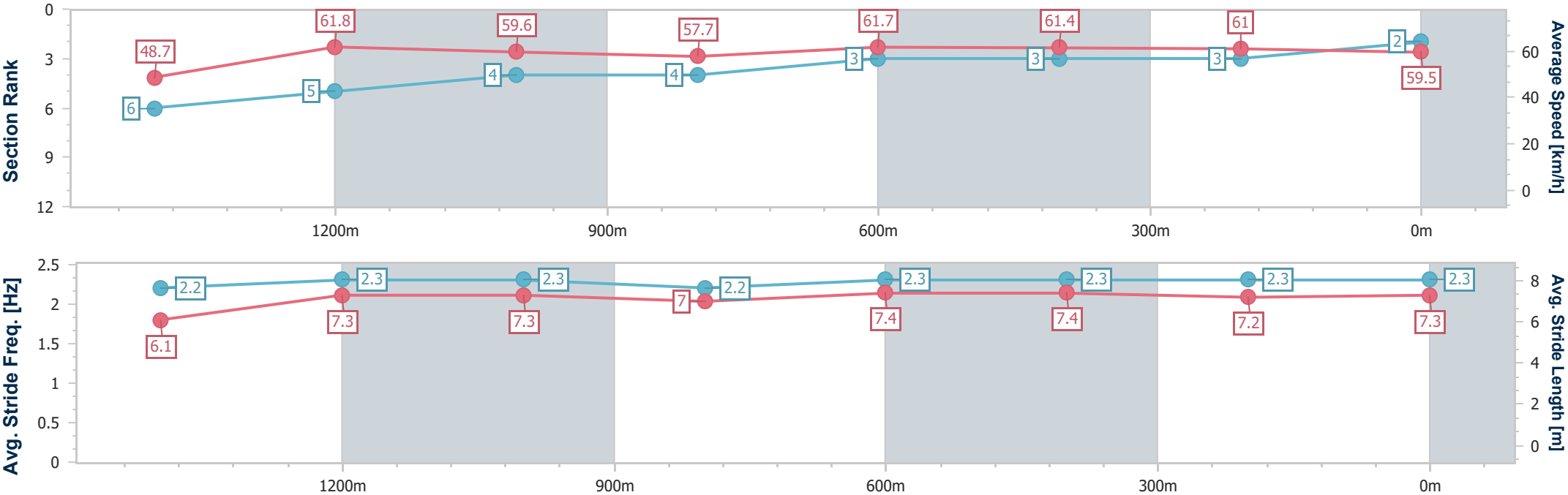
ToowoombaProfessional  
Race 1: THANK YOU TTC MEMBERS BENCHMARK 60  
Handicap - 1625m



13 December 2025 - 17:19

Track Rating: Good 4, Weather: Fine, Rail Position: +3m Entire

Section	Overall	1400m	1200m	1000m	800m	600m	400m	200m					
Section Times	1:40.33 [2] (0:16.60)	1:23.73 [6] (0:11.52)	1:12.21 [5] (0:12.11)	1:00.10 [4] (0:12.58)	0:47.52 [4] (0:11.79)	0:35.73 [3] (0:11.85)	0:23.88 [3] (0:11.84)	0:12.04 [3] (0:12.04)					
Average Speed [km/h]	48.7	61.8	59.6	57.7	61.7	61.4	61.0	59.5					
Top Speed [km/h]	64.5	64.2	60.6	60.6	62.8	62.8	61.8	61.3					
Avg. Dist. to Rail [m]	3.7	1.4	0.7	1.9	3.3	2.1	0.9	1.2					
Avg. Stride Freq. [Hz]	2.2	2.3	2.3	2.2	2.3	2.3	2.3	2.3					
Avg. Stride Length [m]	6.1	7.3	7.3	7.0	7.4	7.4	7.2	7.3					



- [ ] Ranking at each section and finish
- .-.- No data available at this section
- NA No data available



Horse/Jockey Name	Son Of Beebee
Final Rank	3
Fastest Section Time (Section)	0:11.74 (600m)
Top Speed [km/h] (Section)	66.6 (Overall)
Race State	Finished



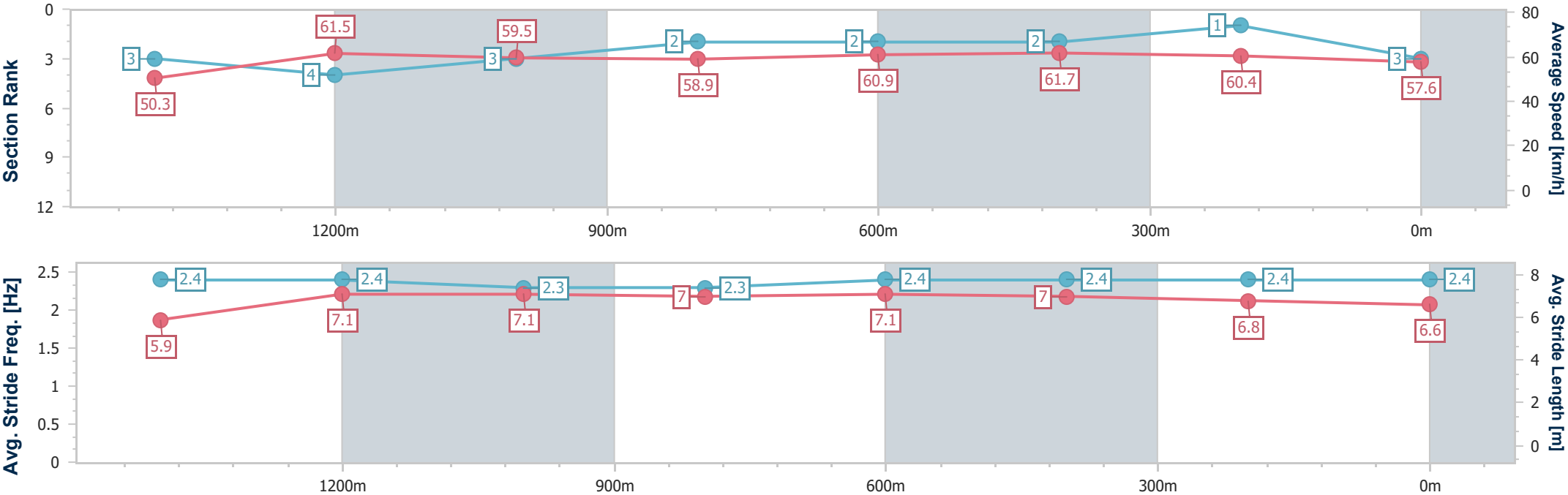
ToowoombaProfessional  
Race 1: THANK YOU TTC MEMBERS BENCHMARK 60  
Handicap - 1625m



13 December 2025 - 17:19

Track Rating: Good 4, Weather: Fine, Rail Position: +3m Entire

Section	Overall	1400m	1200m	1000m	800m	600m	400m	200m					
Section Times	1:40.53 [3] (0:16.24)	1:24.29 [3] (0:11.77)	1:12.52 [4] (0:12.13)	1:00.39 [3] (0:12.31)	0:48.08 [2] (0:11.89)	0:36.19 [2] (0:11.74)	0:24.45 [2] (0:11.94)	0:12.51 [1] (0:12.51)					
Average Speed [km/h]	50.3	61.5	59.5	58.9	60.9	61.7	60.4	57.6					
Top Speed [km/h]	66.6	65.8	61.0	60.3	62.2	62.5	61.1	59.2					
Avg. Dist. to Rail [m]	6.4	1.1	1.4	1.9	2.2	1.5	1.0	0.8					
Avg. Stride Freq. [Hz]	2.4	2.4	2.3	2.3	2.4	2.4	2.4	2.4					
Avg. Stride Length [m]	5.9	7.1	7.1	7.0	7.1	7.0	6.8	6.6					



[ ] Ranking at each section and finish  
- - - - No data available at this section  
NA No data available



Horse/Jockey Name	Something Forjo
Final Rank	4
Fastest Section Time (Section)	0:11.58 (600m)
Top Speed [km/h] (Section)	63.3 (600m)
Race State	Finished



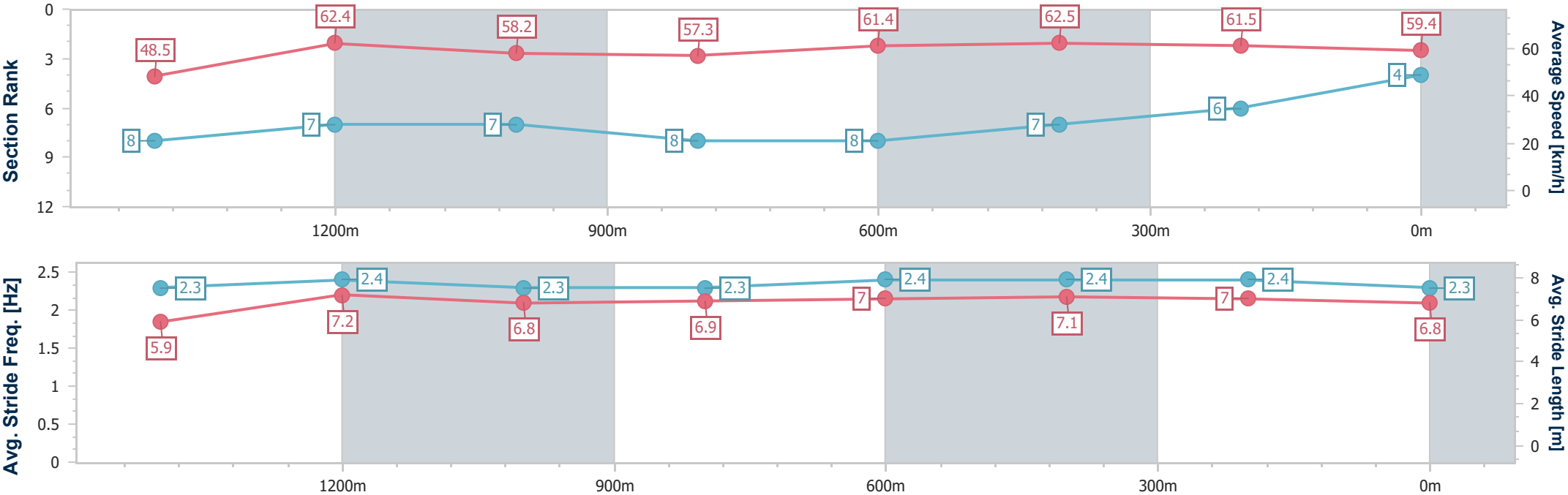
ToowoombaProfessional  
Race 1: THANK YOU TTC MEMBERS BENCHMARK 60  
Handicap - 1625m



13 December 2025 - 17:19

Track Rating: Good 4, Weather: Fine, Rail Position: +3m Entire

Section	Overall	1400m	1200m	1000m	800m	600m	400m	200m					
Section Times	1:40.64 [4] (0:16.85)	1:23.79 [8] (0:11.63)	1:12.16 [7] (0:12.37)	0:59.79 [7] (0:12.63)	0:47.16 [8] (0:11.74)	0:35.42 [8] (0:11.58)	0:23.84 [7] (0:11.68)	0:12.16 [6] (0:12.16)					
Average Speed [km/h]	48.5	62.4	58.2	57.3	61.4	62.5	61.5	59.4					
Top Speed [km/h]	62.4	63.2	60.1	59.3	62.5	63.3	62.2	61.2					
Avg. Dist. to Rail [m]	5.6	1.0	1.8	1.1	1.2	0.9	1.1	3.0					
Avg. Stride Freq. [Hz]	2.3	2.4	2.3	2.3	2.4	2.4	2.4	2.3					
Avg. Stride Length [m]	5.9	7.2	6.8	6.9	7.0	7.1	7.0	6.8					



- [ ] Ranking at each section and finish
- .-.- No data available at this section
- NA No data available



Horse/Jockey Name	Seacryption
Final Rank	5
Fastest Section Time (Section)	0:11.58 (400m)
Top Speed [km/h] (Section)	64.6 (Overall)
Race State	Finished



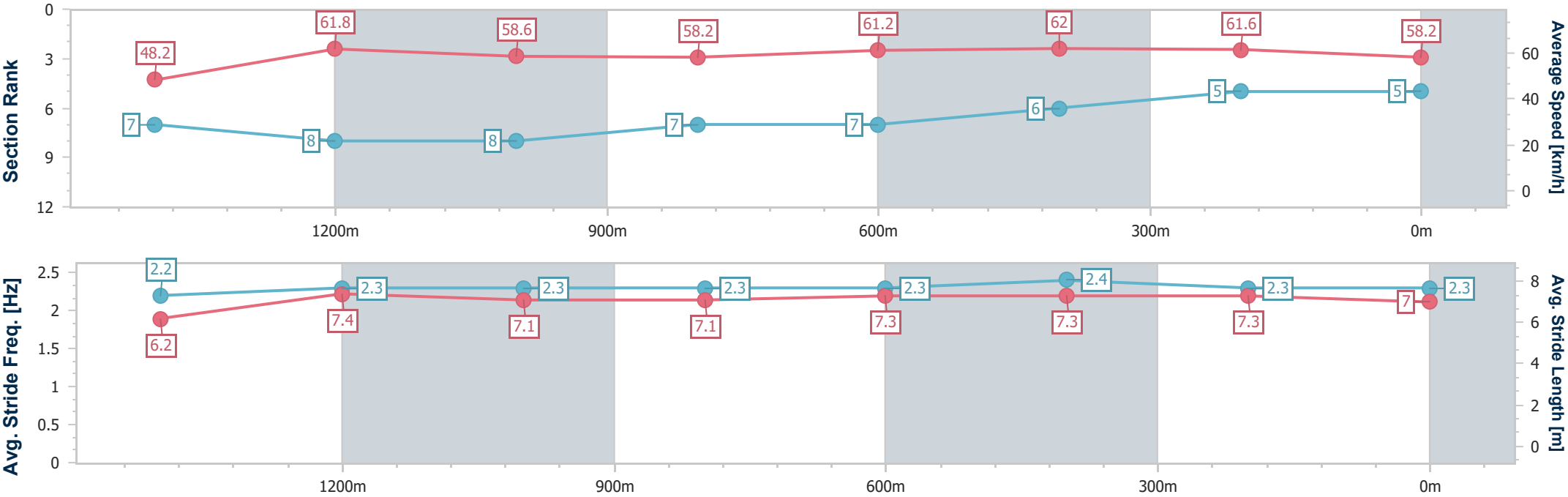
ToowoombaProfessional  
Race 1: THANK YOU TTC MEMBERS BENCHMARK 60  
Handicap - 1625m



13 December 2025 - 17:19

Track Rating: Good 4, Weather: Fine, Rail Position: +3m Entire

Section	Overall	1400m	1200m	1000m	800m	600m	400m	200m					
Section Times	1:40.70 [5] (0:16.84)	1:23.86 [7] (0:11.73)	1:12.13 [8] (0:12.32)	0:59.81 [8] (0:12.49)	0:47.32 [7] (0:11.80)	0:35.52 [7] (0:11.62)	0:23.90 [6] (0:11.58)	0:12.32 [5] (0:12.32)					
Average Speed [km/h]	48.2	61.8	58.6	58.2	61.2	62.0	61.6	58.2					
Top Speed [km/h]	64.6	63.4	61.3	60.7	63.4	63.2	62.8	60.2					
Avg. Dist. to Rail [m]	4.7	0.5	2.2	3.4	1.4	0.8	2.2	1.2					
Avg. Stride Freq. [Hz]	2.2	2.3	2.3	2.3	2.3	2.4	2.3	2.3					
Avg. Stride Length [m]	6.2	7.4	7.1	7.1	7.3	7.3	7.3	7.0					





Horse/Jockey Name	Man In The Mirror
Final Rank	6
Fastest Section Time (Section)	0:11.76 (1400m)
Top Speed [km/h] (Section)	65.7 (1400m)
Race State	Finished



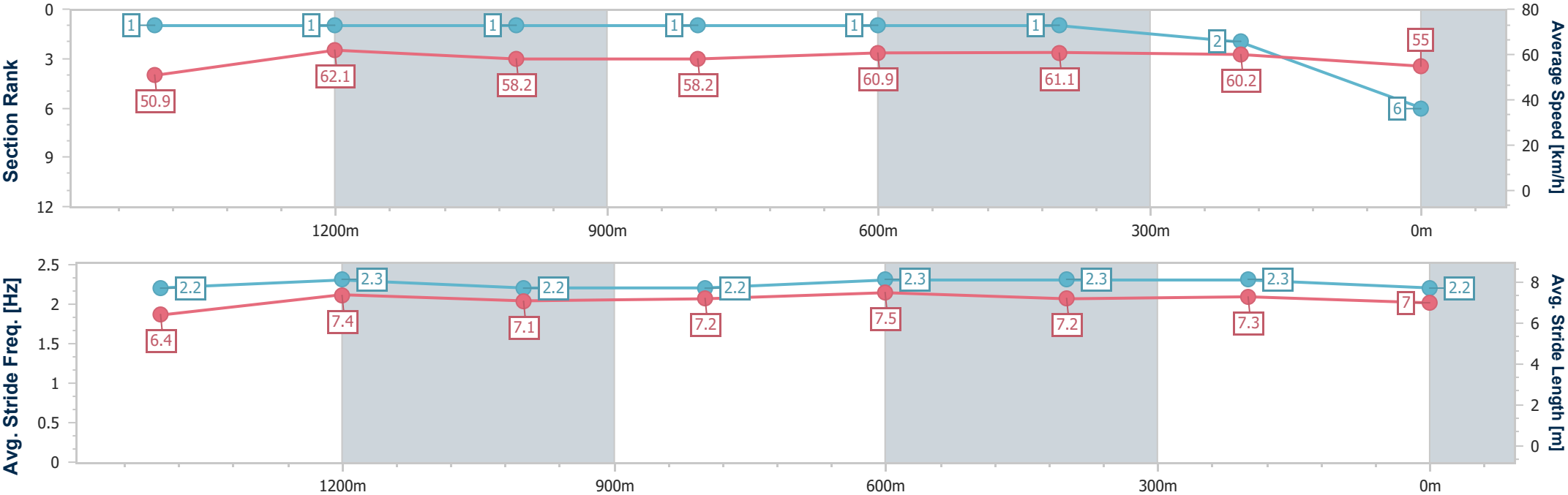
ToowoombaProfessional  
Race 1: THANK YOU TTC MEMBERS BENCHMARK 60  
Handicap - 1625m



13 December 2025 - 17:19

Track Rating: Good 4, Weather: Fine, Rail Position: +3m Entire

Section	Overall	1400m	1200m	1000m	800m	600m	400m	200m					
Section Times	1:41.17 [6] (0:15.94)	1:25.23 [1] (0:11.76)	1:13.47 [1] (0:12.37)	1:01.10 [1] (0:12.37)	0:48.73 [1] (0:11.83)	0:36.90 [1] (0:11.79)	0:25.11 [1] (0:12.01)	0:13.10 [2] (0:13.10)					
Average Speed [km/h]	50.9	62.1	58.2	58.2	60.9	61.1	60.2	55.0					
Top Speed [km/h]	65.3	65.7	60.2	59.3	62.7	62.4	61.1	58.5					
Avg. Dist. to Rail [m]	3.9	2.2	1.5	0.3	0.3	0.4	0.9	0.7					
Avg. Stride Freq. [Hz]	2.2	2.3	2.2	2.2	2.3	2.3	2.3	2.2					
Avg. Stride Length [m]	6.4	7.4	7.1	7.2	7.5	7.2	7.3	7.0					



- [ ] Ranking at each section and finish
- .-.- No data available at this section
- NA No data available





Horse/Jockey Name	He's Viral
Final Rank	7
Fastest Section Time (Section)	0:11.74 (1400m)
Top Speed [km/h] (Section)	65.9 (Overall)
Race State	Finished



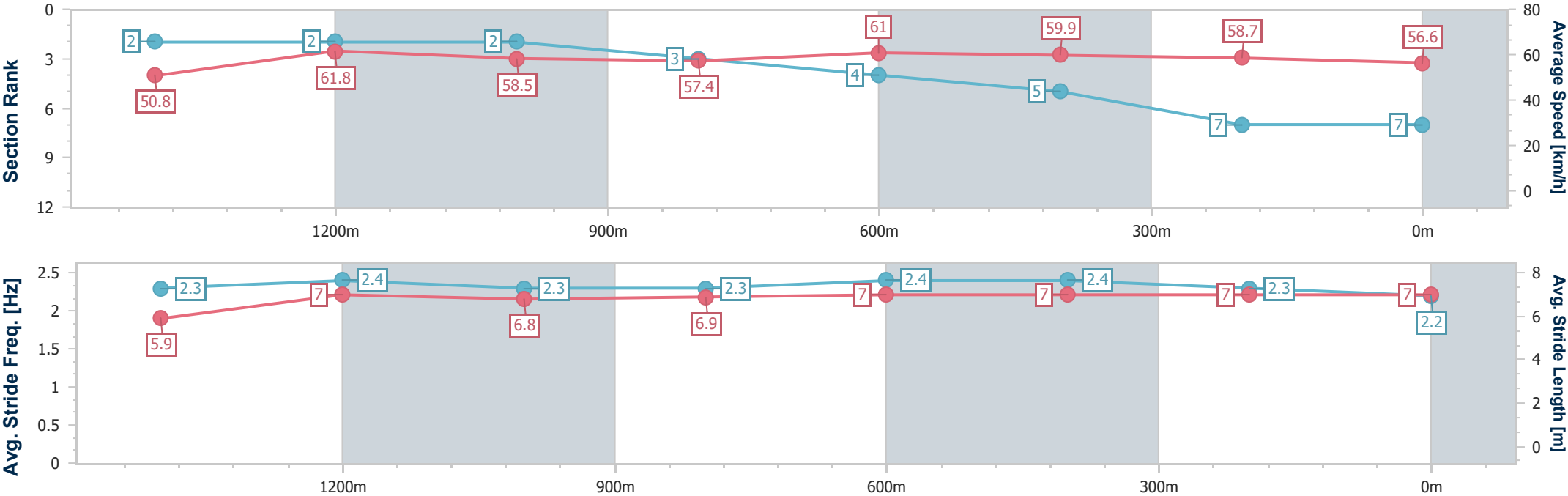
ToowoombaProfessional  
Race 1: THANK YOU TTC MEMBERS BENCHMARK 60  
Handicap - 1625m



13 December 2025 - 17:19

Track Rating: Good 4, Weather: Fine, Rail Position: +3m Entire

Section	Overall	1400m	1200m	1000m	800m	600m	400m	200m					
Section Times	1:41.66 [7] (0:16.00)	1:25.66 [2] (0:11.74)	1:13.92 [2] (0:12.35)	1:01.57 [2] (0:12.68)	0:48.89 [3] (0:11.94)	0:36.95 [4] (0:12.06)	0:24.89 [5] (0:12.14)	0:12.75 [7] (0:12.75)					
Average Speed [km/h]	50.8	61.8	58.5	57.4	61.0	59.9	58.7	56.6					
Top Speed [km/h]	65.9	64.3	60.9	58.9	62.1	61.6	59.9	58.3					
Avg. Dist. to Rail [m]	4.5	1.5	3.4	2.9	3.3	1.0	1.9	2.3					
Avg. Stride Freq. [Hz]	2.3	2.4	2.3	2.3	2.4	2.4	2.3	2.2					
Avg. Stride Length [m]	5.9	7.0	6.8	6.9	7.0	7.0	7.0	7.0					



- [ ] Ranking at each section and finish
- .-.- No data available at this section
- NA No data available



Horse/Jockey Name	Rampant Lion
Final Rank	8
Fastest Section Time (Section)	0:11.76 (1400m)
Top Speed [km/h] (Section)	65.1 (1400m)
Race State	Finished



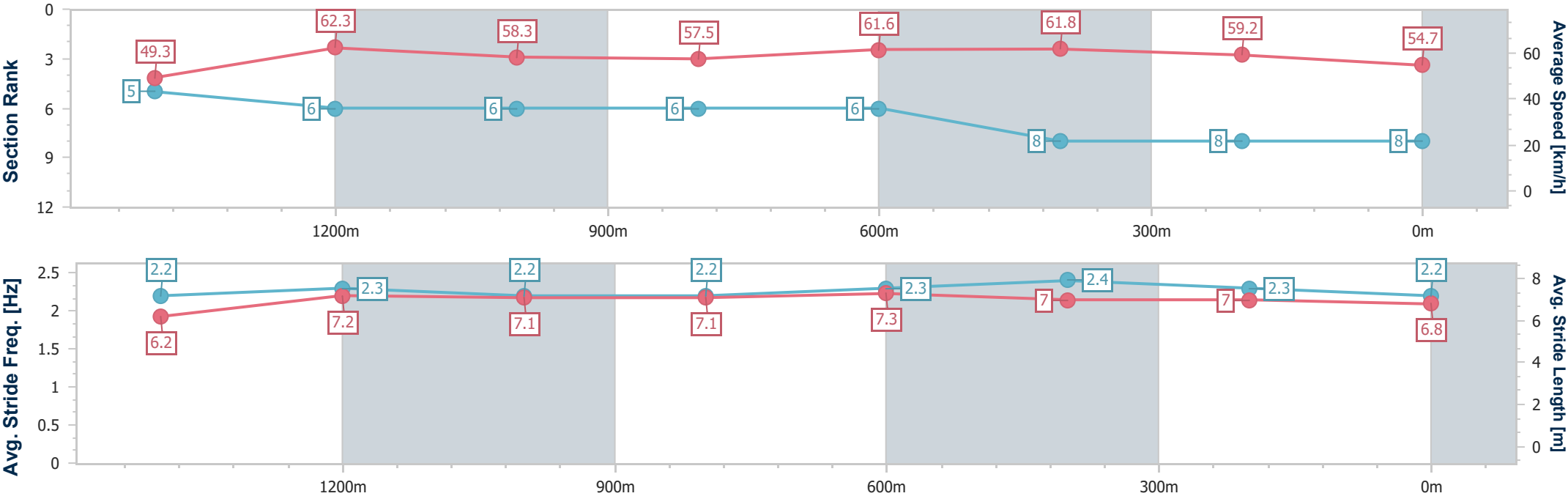
ToowoombaProfessional  
Race 1: THANK YOU TTC MEMBERS BENCHMARK 60  
Handicap - 1625m



13 December 2025 - 17:19

Track Rating: Good 4, Weather: Fine, Rail Position: +3m Entire

Section	Overall	1400m	1200m	1000m	800m	600m	400m	200m					
Section Times	1:42.19 [8] (0:16.42)	1:25.77 [5] (0:11.76)	1:14.01 [6] (0:12.36)	1:01.65 [6] (0:12.63)	0:49.02 [6] (0:11.80)	0:37.22 [6] (0:11.88)	0:25.34 [8] (0:12.25)	0:13.09 [8] (0:13.09)					
Average Speed [km/h]	49.3	62.3	58.3	57.5	61.6	61.8	59.2	54.7					
Top Speed [km/h]	64.5	65.1	59.6	59.9	62.8	62.9	60.8	57.5					
Avg. Dist. to Rail [m]	2.9	2.3	3.8	3.4	2.7	3.2	3.0	3.2					
Avg. Stride Freq. [Hz]	2.2	2.3	2.2	2.2	2.3	2.4	2.3	2.2					
Avg. Stride Length [m]	6.2	7.2	7.1	7.1	7.3	7.0	7.0	6.8					



[ ] Ranking at each section and finish  
- - - - - No data available at this section  
NA No data available



Toowoomba Professional  
Race 2: 1EQUINE - FOR THE EQUINE ATHLETE BENCHMARK 58  
Handicap - 1300m  
13 December 2025 - 17:58



Track Rating: Good 4, Weather: Fine, Rail Position: +3m Entire

Section						Overall	1200m	1000m	800m	600m	400m	Last 600m	
Field Times						1:19.06 (0:08.58)	1:10.48 (0:10.92)	0:59.56 (0:11.69)	0:47.87 (0:12.51)	0:35.36 (0:12.12)	0:23.24 (0:11.52)	0:35.36	
Rank	TAB	Horse/Jockey	Barrier	Top Speed [km/h]	Fastest Section								Distance Travelled [m]
1	2	TOO MANY THOUGHTS	10	68.5	0:08.75	1:19.06 [1]	1:10.31 [3]	0:59.56 [1]	0:47.87 [1]	0:35.36 [1]	0:23.24 [2]	0:35.36	
		Rob Thorburn		1200m	Overall	(0:08.75)	(0:10.75)	(0:11.69)	(0:12.51)	(0:12.12)	(0:11.52)		
2	6	CRACKER ESSGEE	4	67.0	0:08.82	1:19.40 [2]	1:10.58 [5]	0:59.69 [4]	0:48.03 [2]	0:35.69 [2]	0:23.58 [1]	0:35.69 +1	
		Kelsey Lenton		1200m	Overall	(0:08.82)	(0:10.89)	(0:11.66)	(0:12.34)	(0:12.11)	(0:11.71)		
3	3	BLUE CHIP GIRL	1	66.9	0:08.82	1:19.48 [3]	1:10.66 [4]	0:59.66 [5]	0:47.86 [5]	0:35.48 [5]	0:23.24 [6]	0:35.48 -1	
		Gary Geran		1200m	Overall	(0:08.82)	(0:11.00)	(0:11.80)	(0:12.38)	(0:12.24)	(0:11.58)		
4	1	NUTS 'N' BOLTS	6	66.5	0:09.10	1:19.52 [4]	1:10.42 [8]	0:59.43 [7]	0:47.57 [8]	0:35.14 [9]	0:22.99 [9]	0:35.14 -1	
		Les Tilley		1200m	Overall	(0:09.10)	(0:10.99)	(0:11.86)	(0:12.43)	(0:12.15)	(0:11.57)		
5	11	RARE MOON	2	66.3	0:08.58	1:19.53 [5]	1:10.95 [1]	0:59.95 [2]	0:48.05 [3]	0:35.64 [3]	0:23.52 [3]	0:35.64 -1	
		Brooke Stower		1200m	Overall	(0:08.58)	(0:11.00)	(0:11.90)	(0:12.41)	(0:12.12)	(0:11.63)		
6	4	KOZANI	3	66.3	0:08.98	1:19.56 [6]	1:10.58 [6]	0:59.57 [6]	0:47.78 [6]	0:35.53 [6]	0:23.33 [5]	0:35.53 +1	
		Kenji Yoshida		1000m	Overall	(0:08.98)	(0:11.01)	(0:11.79)	(0:12.25)	(0:12.20)	(0:11.62)		
7	8	SOUTH SEA	9	67.4	0:08.61	1:19.59 [7]	1:10.98 [2]	0:59.92 [3]	0:48.10 [4]	0:35.69 [4]	0:23.46 [4]	0:35.69 +7	
		Jake Molloy		1200m	Overall	(0:08.61)	(0:11.06)	(0:11.82)	(0:12.41)	(0:12.23)	(0:11.66)		
8	12	ALL BLACK	8	66.4	0:09.15	1:19.95 [8]	1:10.80 [9]	0:59.62 [9]	0:47.99 [9]	0:35.72 [8]	0:23.53 [8]	0:35.72 -1	
		Matthew Palmer		1200m	Overall	(0:09.15)	(0:11.18)	(0:11.63)	(0:12.27)	(0:12.19)	(0:11.71)		
9	10	LAVONI	7	65.8	0:09.34	1:20.42 [9]	1:11.08 [10]	0:59.92 [10]	0:48.20 [10]	0:35.91 [10]	0:23.88 [10]	0:35.91 -1	
		Colleen Krahnen		1000m	Overall	(0:09.34)	(0:11.16)	(0:11.72)	(0:12.29)	(0:12.03)	(0:11.89)		
10	7	SON OF SAMPSON	5	66.4	0:08.98	1:20.95 [10]	1:11.97 [7]	1:00.75 [8]	0:49.03 [7]	0:36.78 [7]	0:24.54 [7]	0:36.78 +0	
		Michael Murphy		1200m	Overall	(0:08.98)	(0:11.22)	(0:11.72)	(0:12.25)	(0:12.24)	(0:11.99)		

Scratched: Alfa Lily (#15), Got Yourself A Gun (#13), Bravaro (#14), Treasurer (#16), Lets Dance Jandy (#17), Romantic Bubble (#5), Tsukino (#9)

Report Created: Sat 13 December 2025 19:57 GMT (Note: Timing is based on position data)

Page 1/12

[ ] Ranking at each section and finish  
-:-:- No data available at this section  
NA No data available

SCN Saddle cloth number  
DNF Did not finish  
DNT Did not track

data processed by  TRIPLESDATA



**Toowoomba Professional**  
**Race 2: 1EQUINE - FOR THE EQUINE ATHLETE BENCHMARK 58**  
**Handicap - 1300m**  
**13 December 2025 - 17:58**



Track Rating: Good 4, Weather: Fine, Rail Position: +3m Entire

Section		200m					Last 600m		
Field Times		0:11.72 (0:11.72)					0:35.36		
Rank	TAB	Horse/Jockey	Barrier	Top Speed [km/h]	Fastest Section	Margin		Distance Travelled [m]	
1	2	TOO MANY THOUGHTS	10	68.5	0:08.75	0:11.72 [1]	1:19.06	0:35.36	
		Rob Thorburn		1200m	Overall	(0:11.72)			
2	6	CRACKER ESSGEE	4	67.0	0:08.82	0:11.87 [2]	1.97L	0:35.69	+1
		Kelsey Lenton		1200m	Overall	(0:11.87)			
3	3	BLUE CHIP GIRL	1	66.9	0:08.82	0:11.66 [5]	2.45L	0:35.48	-1
		Gary Geran		1200m	Overall	(0:11.66)			
4	1	NUTS 'N' BOLTS	6	66.5	0:09.10	0:11.42 [7]	2.7L	0:35.14	-1
		Les Tilley		1200m	Overall	(0:11.42)			
5	11	RARE MOON	2	66.3	0:08.58	0:11.89 [3]	2.75L	0:35.64	-1
		Brooke Stower		1200m	Overall	(0:11.89)			
6	4	KOZANI	3	66.3	0:08.98	0:11.71 [6]	2.94L	0:35.53	+1
		Kenji Yoshida		1000m	Overall	(0:11.71)			
7	8	SOUTH SEA	9	67.4	0:08.61	0:11.80 [4]	3.09L	0:35.69	+7
		Jake Molloy		1200m	Overall	(0:11.80)			
8	12	ALL BLACK	8	66.4	0:09.15	0:11.82 [8]	5.2L	0:35.72	-1
		Matthew Palmer		1200m	Overall	(0:11.82)			
9	10	LAVONI	7	65.8	0:09.34	0:11.99 [10]	7.99L	0:35.91	-1
		Colleen Krahnen		1000m	Overall	(0:11.99)			
10	7	SON OF SAMPSON	5	66.4	0:08.98	0:12.55 [9]	11.08L	0:36.78	+0
		Michael Murphy		1200m	Overall	(0:12.55)			

Scratched: Alfa Lily (#15), Got Yourself A Gun (#13), Bravaro (#14), Treasurer (#16), Lets Dance Jandy (#17), Romantic Bubble (#5), Tsukino (#9)



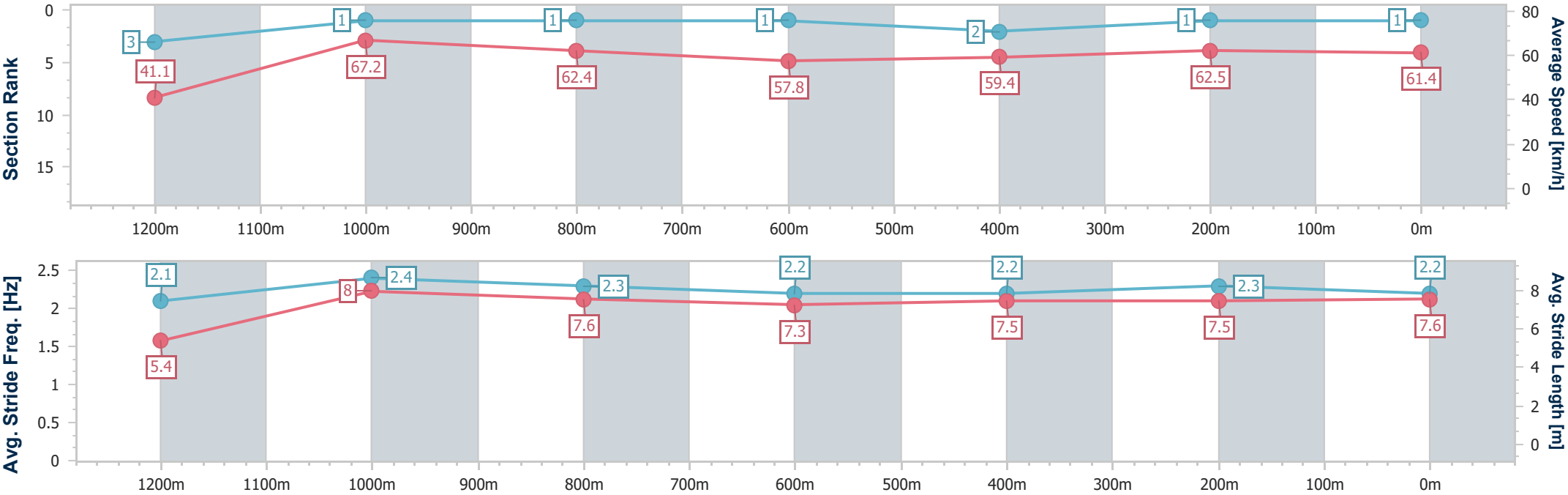
Horse/Jockey Name	Too Many Thoughts
Final Rank	1
Fastest Section Time (Section)	0:08.75 (Overall)
Top Speed [km/h] (Section)	68.5 (1200m)
Race State	Finished



ToowoombaProfessional  
Race 2: 1EQUINE - FOR THE EQUINE ATHLETE BENCHMARK  
58 Handicap - 1300m  
13 December 2025 - 17:58  
Track Rating: Good 4, Weather: Fine, Rail Position: +3m Entire



Section	Overall	1200m	1000m	800m	600m	400m	200m						
Section Times	1:19.06 [1] (0:08.75)	1:10.31 [3] (0:10.75)	0:59.56 [1] (0:11.69)	0:47.87 [1] (0:12.51)	0:35.36 [1] (0:12.12)	0:23.24 [2] (0:11.52)	0:11.72 [1] (0:11.72)						
Average Speed [km/h]	41.1	67.2	62.4	57.8	59.4	62.5	61.4						
Top Speed [km/h]	65.6	68.5	66.6	59.6	61.7	63.4	62.6						
Avg. Dist. to Rail [m]	9.9	4.7	3.3	1.2	0.6	1.2	1.6						
Avg. Stride Freq. [Hz]	2.1	2.4	2.3	2.2	2.2	2.3	2.2						
Avg. Stride Length [m]	5.4	8.0	7.6	7.3	7.5	7.5	7.6						





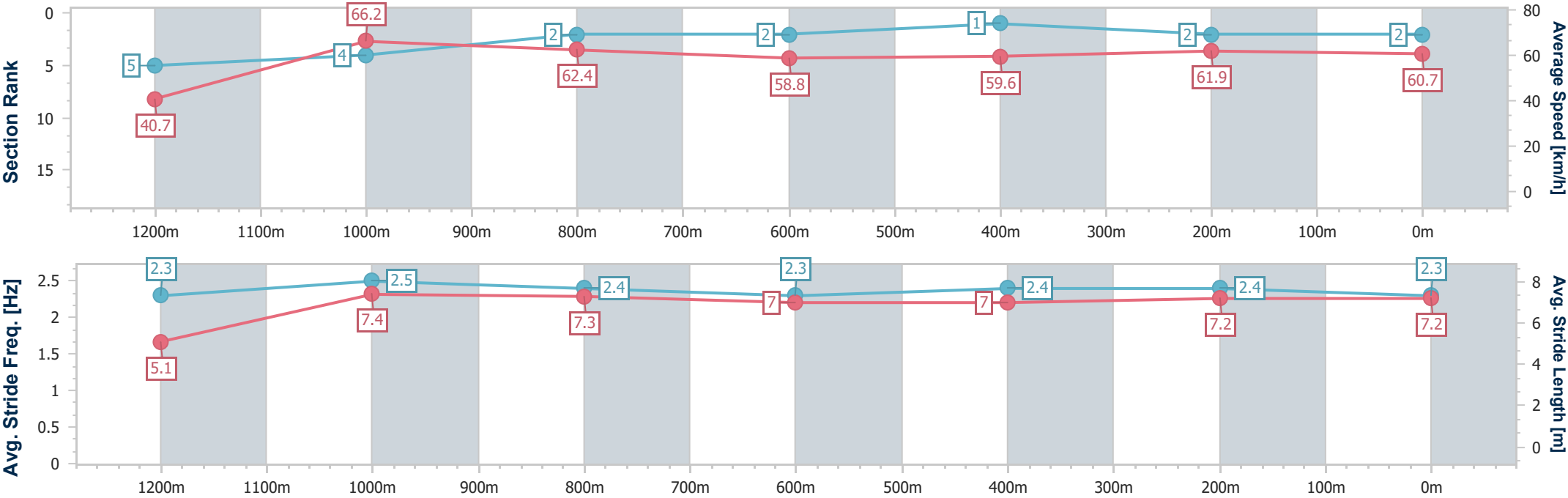
Horse/Jockey Name	Cracker Essgee
Final Rank	2
Fastest Section Time (Section)	0:08.82 (Overall)
Top Speed [km/h] (Section)	67.0 (1200m)
Race State	Finished



ToowoombaProfessional  
Race 2: 1EQUINE - FOR THE EQUINE ATHLETE BENCHMARK  
58 Handicap - 1300m  
13 December 2025 - 17:58  
Track Rating: Good 4, Weather: Fine, Rail Position: +3m Entire



Section	Overall	1200m	1000m	800m	600m	400m	200m						
Section Times	1:19.40 [2] (0:08.82)	1:10.58 [5] (0:10.89)	0:59.69 [4] (0:11.66)	0:48.03 [2] (0:12.34)	0:35.69 [2] (0:12.11)	0:23.58 [1] (0:11.71)	0:11.87 [2] (0:11.87)						
Average Speed [km/h]	40.7	66.2	62.4	58.8	59.6	61.9	60.7						
Top Speed [km/h]	63.7	67.0	66.6	60.1	62.6	62.5	61.7						
Avg. Dist. to Rail [m]	5.5	2.9	2.3	2.4	0.8	1.5	2.2						
Avg. Stride Freq. [Hz]	2.3	2.5	2.4	2.3	2.4	2.4	2.3						
Avg. Stride Length [m]	5.1	7.4	7.3	7.0	7.0	7.2	7.2						





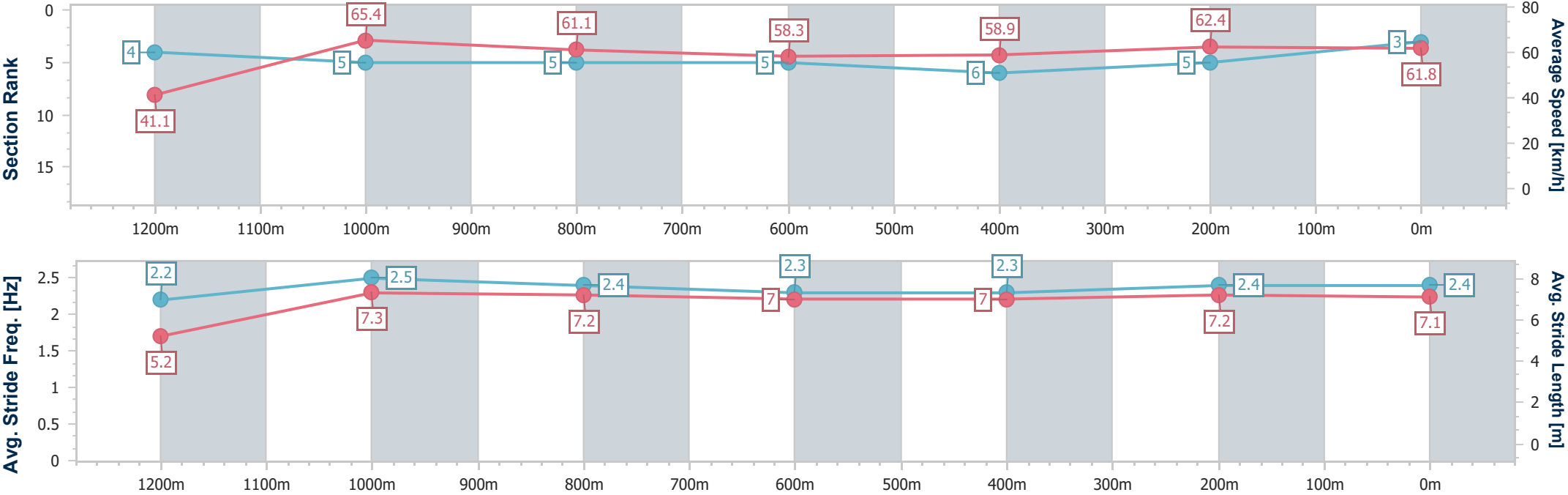
Horse/Jockey Name	Blue Chip Girl
Final Rank	3
Fastest Section Time (Section)	0:08.82 (Overall)
Top Speed [km/h] (Section)	66.9 (1200m)
Race State	Finished



ToowoombaProfessional  
Race 2: 1EQUINE - FOR THE EQUINE ATHLETE BENCHMARK  
58 Handicap - 1300m  
13 December 2025 - 17:58  
Track Rating: Good 4, Weather: Fine, Rail Position: +3m Entire



Section	Overall	1200m	1000m	800m	600m	400m	200m						
Section Times	1:19.48 [3] (0:08.82)	1:10.66 [4] (0:11.00)	0:59.66 [5] (0:11.80)	0:47.86 [5] (0:12.38)	0:35.48 [5] (0:12.24)	0:23.24 [6] (0:11.58)	0:11.66 [5] (0:11.66)						
Average Speed [km/h]	41.1	65.4	61.1	58.3	58.9	62.4	61.8						
Top Speed [km/h]	60.6	66.9	65.6	60.1	61.7	64.2	64.2						
Avg. Dist. to Rail [m]	3.4	1.6	1.0	0.6	0.4	0.9	0.4						
Avg. Stride Freq. [Hz]	2.2	2.5	2.4	2.3	2.3	2.4	2.4						
Avg. Stride Length [m]	5.2	7.3	7.2	7.0	7.0	7.2	7.1						





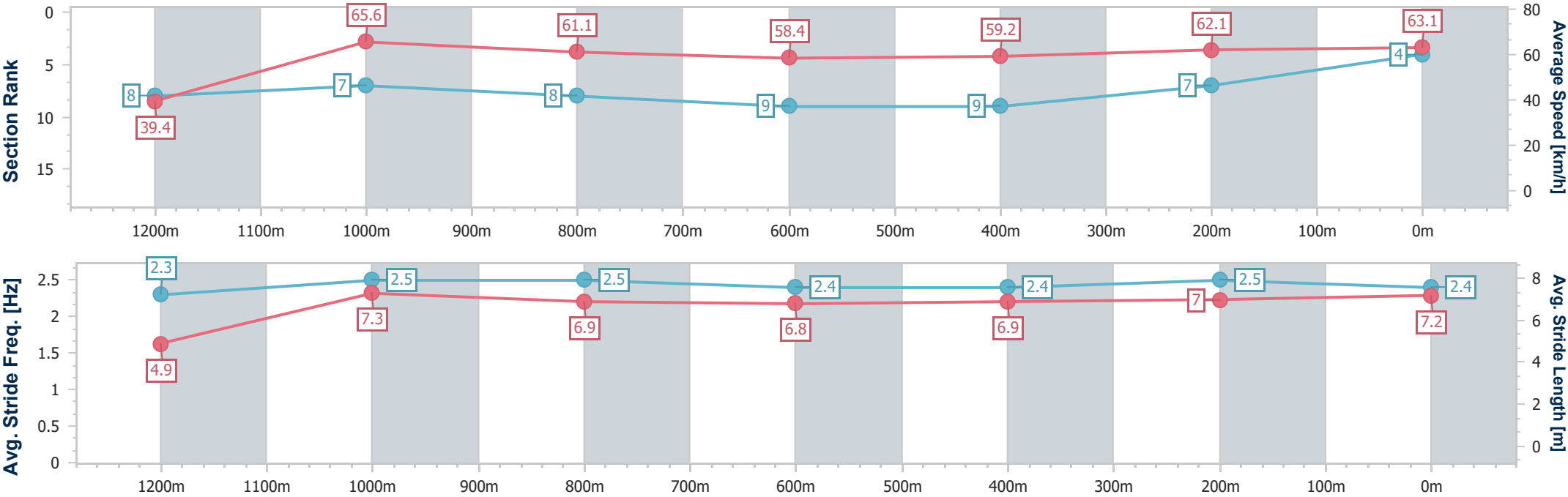
Horse/Jockey Name	Nuts 'N' Bolts
Final Rank	4
Fastest Section Time (Section)	0:09.10 (Overall)
Top Speed [km/h] (Section)	66.5 (1200m)
Race State	Finished



ToowoombaProfessional  
Race 2: 1EQUINE - FOR THE EQUINE ATHLETE BENCHMARK  
58 Handicap - 1300m  
13 December 2025 - 17:58  
Track Rating: Good 4, Weather: Fine, Rail Position: +3m Entire



Section	Overall	1200m	1000m	800m	600m	400m	200m						
Section Times	1:19.52 [4] (0:09.10)	1:10.42 [8] (0:10.99)	0:59.43 [7] (0:11.86)	0:47.57 [8] (0:12.43)	0:35.14 [9] (0:12.15)	0:22.99 [9] (0:11.57)	0:11.42 [7] (0:11.42)						
Average Speed [km/h]	39.4	65.6	61.1	58.4	59.2	62.1	63.1						
Top Speed [km/h]	62.1	66.5	66.1	59.5	61.8	64.6	64.3						
Avg. Dist. to Rail [m]	6.7	1.6	1.3	1.7	0.2	0.1	3.0						
Avg. Stride Freq. [Hz]	2.3	2.5	2.5	2.4	2.4	2.5	2.4						
Avg. Stride Length [m]	4.9	7.3	6.9	6.8	6.9	7.0	7.2						







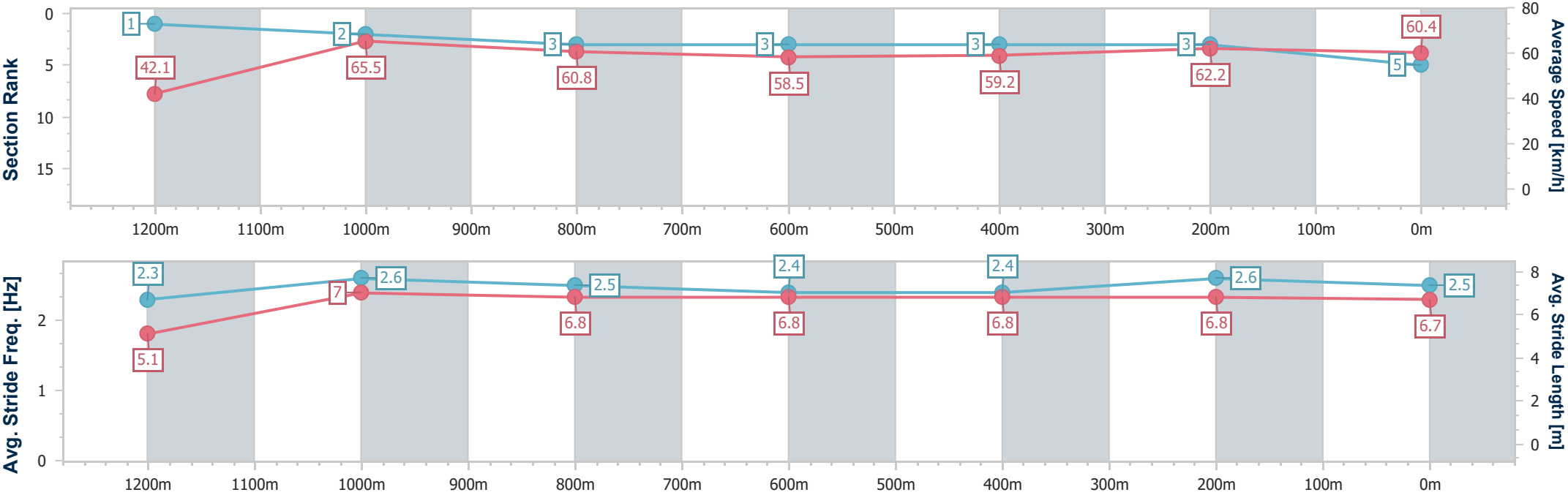
Horse/Jockey Name	Rare Moon
Final Rank	5
Fastest Section Time (Section)	0:08.58 (Overall)
Top Speed [km/h] (Section)	66.3 (1200m)
Race State	Finished



ToowoombaProfessional  
Race 2: 1EQUINE - FOR THE EQUINE ATHLETE BENCHMARK  
58 Handicap - 1300m  
13 December 2025 - 17:58  
Track Rating: Good 4, Weather: Fine, Rail Position: +3m Entire



Section	Overall	1200m	1000m	800m	600m	400m	200m						
Section Times	1:19.53 [5] (0:08.58)	1:10.95 [1] (0:11.00)	0:59.95 [2] (0:11.90)	0:48.05 [3] (0:12.41)	0:35.64 [3] (0:12.12)	0:23.52 [3] (0:11.63)	0:11.89 [3] (0:11.89)						
Average Speed [km/h]	42.1	65.5	60.8	58.5	59.2	62.2	60.4						
Top Speed [km/h]	64.6	66.3	64.8	60.6	61.3	63.7	62.2						
Avg. Dist. to Rail [m]	5.7	2.2	1.4	1.5	0.5	0.8	0.4						
Avg. Stride Freq. [Hz]	2.3	2.6	2.5	2.4	2.4	2.6	2.5						
Avg. Stride Length [m]	5.1	7.0	6.8	6.8	6.8	6.8	6.7						





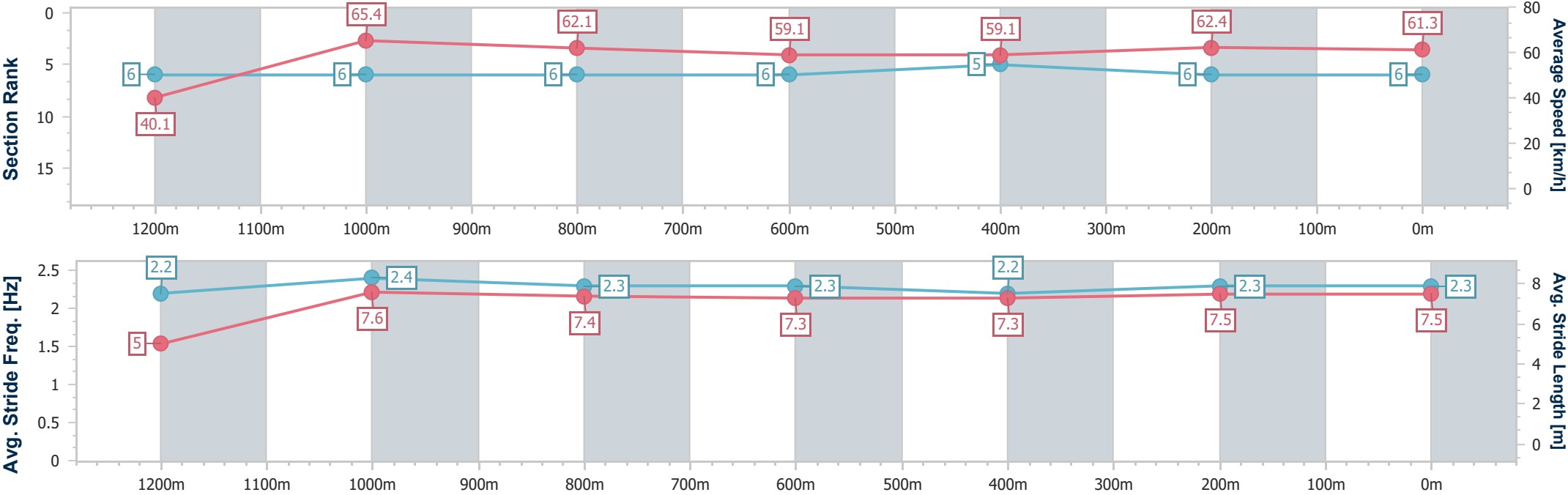
Horse/Jockey Name	Kozani
Final Rank	6
Fastest Section Time (Section)	0:08.98 (Overall)
Top Speed [km/h] (Section)	66.3 (1000m)
Race State	Finished



ToowoombaProfessional  
Race 2: 1EQUINE - FOR THE EQUINE ATHLETE BENCHMARK  
58 Handicap - 1300m  
13 December 2025 - 17:58  
Track Rating: Good 4, Weather: Fine, Rail Position: +3m Entire



Section	Overall	1200m	1000m	800m	600m	400m	200m						
Section Times	1:19.56 [6] (0:08.98)	1:10.58 [6] (0:11.01)	0:59.57 [6] (0:11.79)	0:47.78 [6] (0:12.25)	0:35.53 [6] (0:12.20)	0:23.33 [5] (0:11.62)	0:11.71 [6] (0:11.71)						
Average Speed [km/h]	40.1	65.4	62.1	59.1	59.1	62.4	61.3						
Top Speed [km/h]	63.6	66.2	66.3	60.1	61.4	62.9	62.7						
Avg. Dist. to Rail [m]	6.1	3.9	3.6	1.8	0.7	1.4	3.6						
Avg. Stride Freq. [Hz]	2.2	2.4	2.3	2.3	2.2	2.3	2.3						
Avg. Stride Length [m]	5.0	7.6	7.4	7.3	7.3	7.5	7.5						





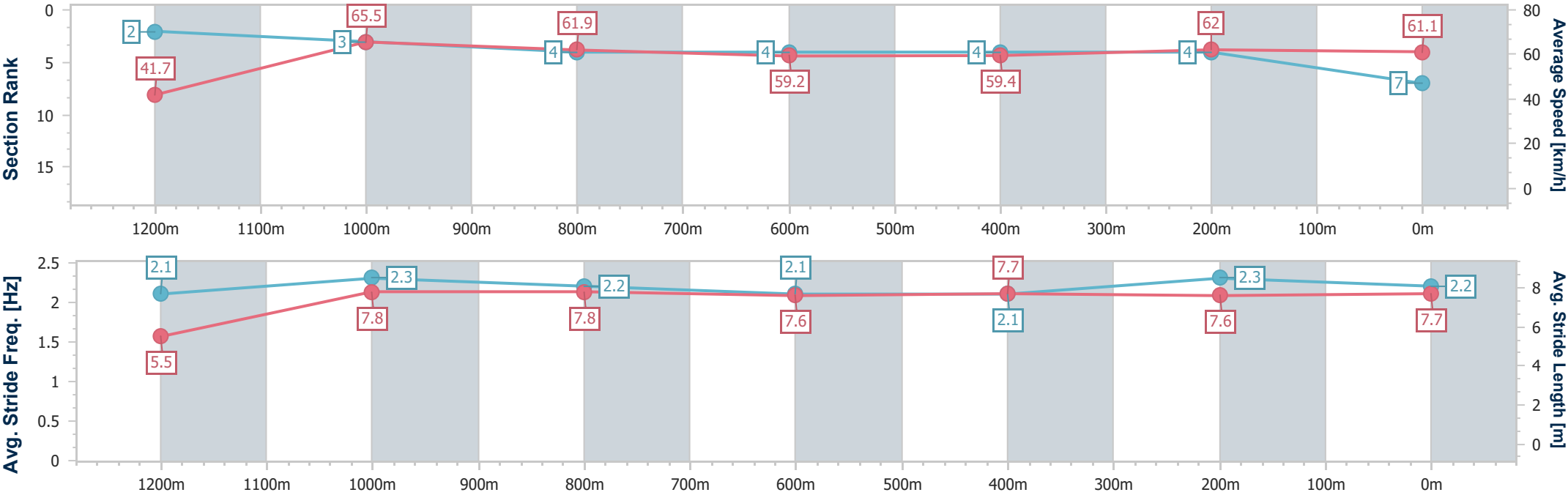
Horse/Jockey Name	South Sea
Final Rank	7
Fastest Section Time (Section)	0:08.61 (Overall)
Top Speed [km/h] (Section)	67.4 (1200m)
Race State	Finished



ToowoombaProfessional  
Race 2: 1EQUINE - FOR THE EQUINE ATHLETE BENCHMARK  
58 Handicap - 1300m  
13 December 2025 - 17:58  
Track Rating: Good 4, Weather: Fine, Rail Position: +3m Entire



Section	Overall	1200m	1000m	800m	600m	400m	200m						
Section Times	1:19.59 [7] (0:08.61)	1:10.98 [2] (0:11.06)	0:59.92 [3] (0:11.82)	0:48.10 [4] (0:12.41)	0:35.69 [4] (0:12.23)	0:23.46 [4] (0:11.66)	0:11.80 [4] (0:11.80)						
Average Speed [km/h]	41.7	65.5	61.9	59.2	59.4	62.0	61.1						
Top Speed [km/h]	60.9	67.4	65.6	59.5	61.3	62.8	61.9						
Avg. Dist. to Rail [m]	10.1	5.9	5.2	4.9	1.9	1.8	3.2						
Avg. Stride Freq. [Hz]	2.1	2.3	2.2	2.1	2.1	2.3	2.2						
Avg. Stride Length [m]	5.5	7.8	7.8	7.6	7.7	7.6	7.7						





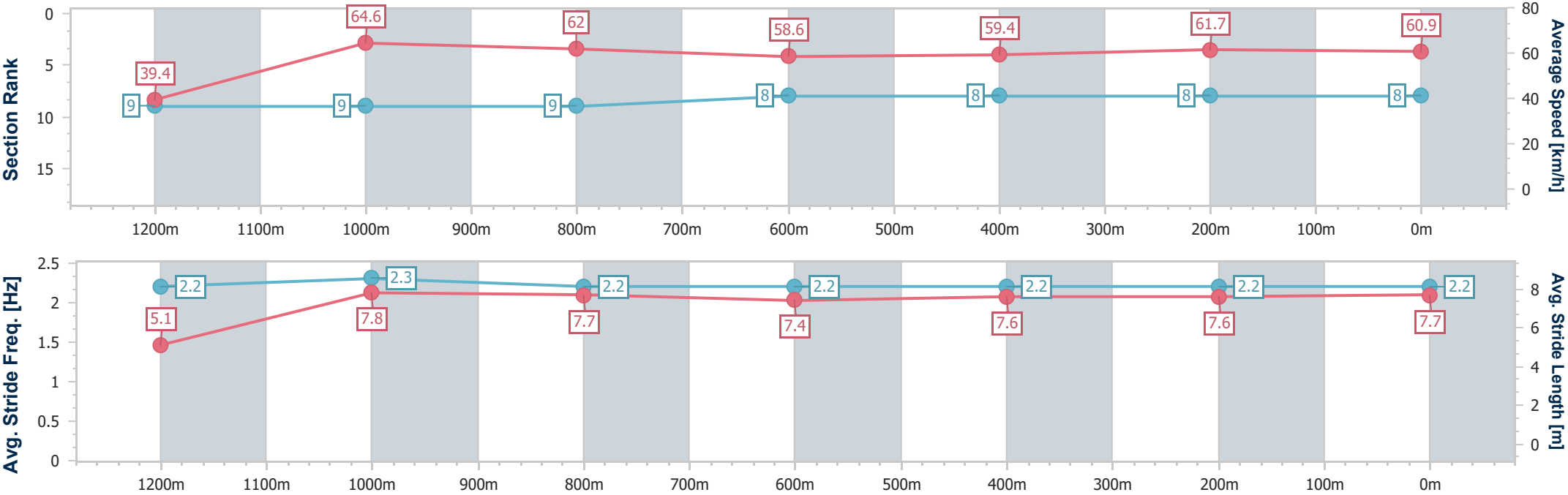
Horse/Jockey Name	All Black
Final Rank	8
Fastest Section Time (Section)	0:09.15 (Overall)
Top Speed [km/h] (Section)	66.4 (1200m)
Race State	Finished



Toowoomba Professional  
Race 2: 1EQUINE - FOR THE EQUINE ATHLETE BENCHMARK  
58 Handicap - 1300m  
13 December 2025 - 17:58  
Track Rating: Good 4, Weather: Fine, Rail Position: +3m Entire



Section	Overall	1200m	1000m	800m	600m	400m	200m						
Section Times	1:19.95 [8] (0:09.15)	1:10.80 [9] (0:11.18)	0:59.62 [9] (0:11.63)	0:47.99 [9] (0:12.27)	0:35.72 [8] (0:12.19)	0:23.53 [8] (0:11.71)	0:11.82 [8] (0:11.82)						
Average Speed [km/h]	39.4	64.6	62.0	58.6	59.4	61.7	60.9						
Top Speed [km/h]	62.5	66.4	66.3	59.7	60.7	62.3	62.0						
Avg. Dist. to Rail [m]	9.3	3.1	1.0	0.8	0.4	1.4	0.7						
Avg. Stride Freq. [Hz]	2.2	2.3	2.2	2.2	2.2	2.2	2.2						
Avg. Stride Length [m]	5.1	7.8	7.7	7.4	7.6	7.6	7.7						





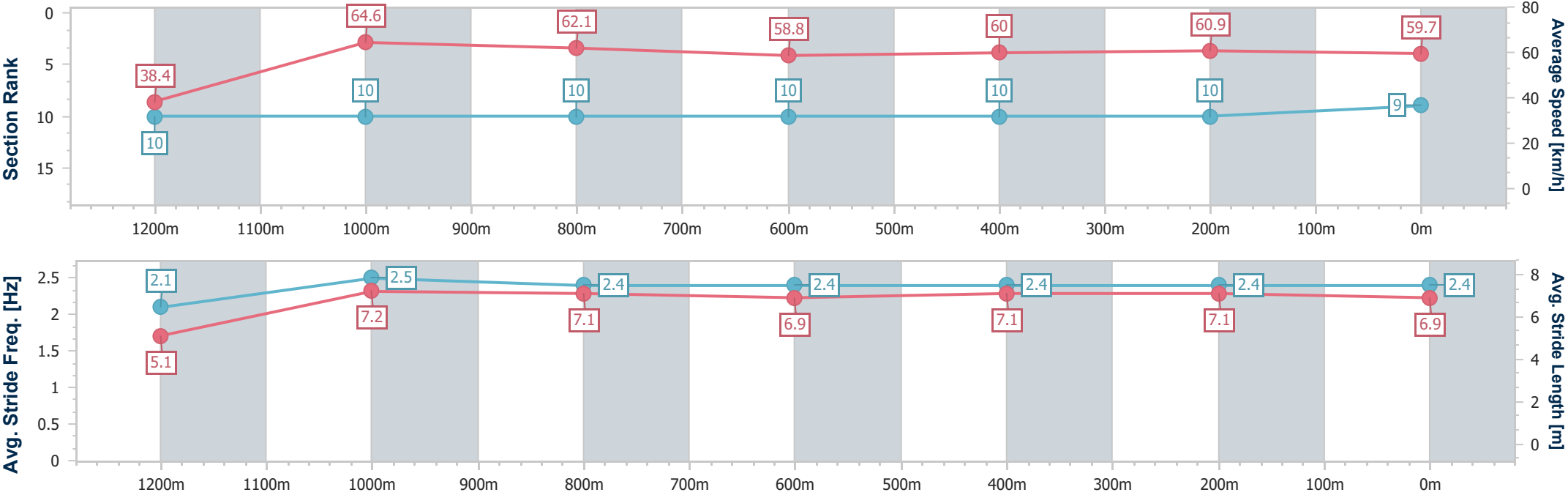
Horse/Jockey Name	Lavoni
Final Rank	9
Fastest Section Time (Section)	0:09.34 (Overall)
Top Speed [km/h] (Section)	65.8 (1000m)
Race State	Finished



Toowoomba Professional  
Race 2: 1EQUINE - FOR THE EQUINE ATHLETE BENCHMARK  
58 Handicap - 1300m  
13 December 2025 - 17:58  
Track Rating: Good 4, Weather: Fine, Rail Position: +3m Entire



Section	Overall	1200m	1000m	800m	600m	400m	200m						
Section Times	1:20.42 [9] (0:09.34)	1:11.08 [10] (0:11.16)	0:59.92 [10] (0:11.72)	0:48.20 [10] (0:12.29)	0:35.91 [10] (0:12.03)	0:23.88 [10] (0:11.89)	0:11.99 [10] (0:11.99)						
Average Speed [km/h]	38.4	64.6	62.1	58.8	60.0	60.9	59.7						
Top Speed [km/h]	61.3	65.8	65.8	59.9	60.7	62.4	62.2						
Avg. Dist. to Rail [m]	8.2	3.5	2.4	1.2	0.3	1.4	1.3						
Avg. Stride Freq. [Hz]	2.1	2.5	2.4	2.4	2.4	2.4	2.4						
Avg. Stride Length [m]	5.1	7.2	7.1	6.9	7.1	7.1	6.9						





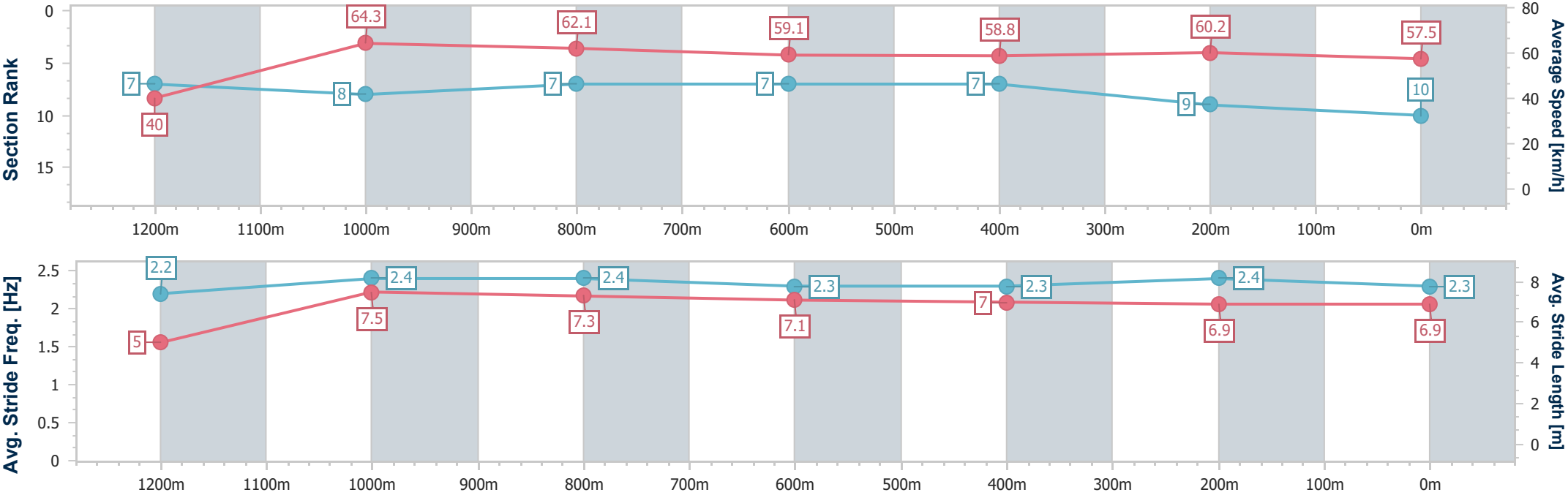
Horse/Jockey Name	Son Of Sampson
Final Rank	10
Fastest Section Time (Section)	0:08.98 (Overall)
Top Speed [km/h] (Section)	66.4 (1200m)
Race State	Finished



ToowoombaProfessional  
Race 2: 1EQUINE - FOR THE EQUINE ATHLETE BENCHMARK  
58 Handicap - 1300m  
13 December 2025 - 17:58  
Track Rating: Good 4, Weather: Fine, Rail Position: +3m Entire



Section	Overall	1200m	1000m	800m	600m	400m	200m						
Section Times	1:20.95 [10] (0:08.98)	1:11.97 [7] (0:11.22)	1:00.75 [8] (0:11.72)	0:49.03 [7] (0:12.25)	0:36.78 [7] (0:12.24)	0:24.54 [7] (0:11.99)	0:12.55 [9] (0:12.55)						
Average Speed [km/h]	40.0	64.3	62.1	59.1	58.8	60.2	57.5						
Top Speed [km/h]	61.2	66.4	64.8	60.3	60.9	61.1	60.0						
Avg. Dist. to Rail [m]	7.5	4.6	3.4	1.6	0.5	2.5	2.7						
Avg. Stride Freq. [Hz]	2.2	2.4	2.4	2.3	2.3	2.4	2.3						
Avg. Stride Length [m]	5.0	7.5	7.3	7.1	7.0	6.9	6.9						





Toowoomba Professional  
Race 3: SHEPPARD EARTHMOVING QTIS Three-Year-Old Maiden Plate -  
1200m

13 December 2025 - 18:40



Track Rating: Good 4, Weather: Fine, Rail Position: +3m Entire

Section						Overall	1000m	800m	600m	400m	200m	Last 600m	
Field Times						1:13.30 (0:14.16)	0:59.14 (0:11.42)	0:47.72 (0:11.87)	0:35.85 (0:11.75)	0:24.10 (0:11.89)	0:12.21 (0:12.21)	0:35.85	
Rank	TAB	Horse/Jockey	Barrier	Top Speed [km/h]	Fastest Section							Margin	Distance Travelled [m]
1	4	STRAIGHT BLAST	10	68.2	0:11.42	1:13.30 [1]	0:59.14 [1]	0:47.72 [1]	0:35.85 [1]	0:24.07 [2]	0:12.21 [1]	1:13.30	0:35.85
		Montanna Savva		Overall	1000m	(0:14.16)	(0:11.42)	(0:11.87)	(0:11.78)	(0:11.86)	(0:12.21)		
2	2	LANGDOWN LEGACY	3	67.4	0:11.51	1:13.60 [2]	0:59.31 [3]	0:47.80 [5]	0:36.00 [5]	0:24.14 [4]	0:12.06 [3]	1.72L	0:36.00 -4
		Jake Molloy		Overall	1000m	(0:14.29)	(0:11.51)	(0:11.80)	(0:11.86)	(0:12.08)	(0:12.06)		
3	12	PACIERA	1	65.3	0:11.54	1:14.09 [3]	0:59.37 [9]	0:47.83 [9]	0:35.95 [9]	0:24.07 [9]	0:12.05 [6]	4.61L	0:35.95 -9
		Rob Thorburn		Overall	1000m	(0:14.72)	(0:11.54)	(0:11.88)	(0:11.88)	(0:12.02)	(0:12.05)		
4	3	MICHIFUKU	4	65.6	0:11.57	1:14.14 [4]	0:59.69 [7]	0:48.12 [7]	0:36.28 [6]	0:24.35 [6]	0:12.29 [4]	4.94L	0:36.28 -4
		Kenji Yoshida		Overall	1000m	(0:14.45)	(0:11.57)	(0:11.84)	(0:11.93)	(0:12.06)	(0:12.29)		
5	1	HELL TO THE LINE	2	65.3	0:11.40	1:14.20 [5]	0:59.22 [12]	0:47.82 [11]	0:36.08 [8]	0:24.22 [8]	0:12.00 [8]	5.28L	0:36.08 -2
		Gary Geran		1000m	1000m	(0:14.98)	(0:11.40)	(0:11.74)	(0:11.86)	(0:12.22)	(0:12.00)		
6	9	CHOCECLAIR	12	68.3	0:11.24	1:14.28 [6]	0:59.87 [5]	0:48.63 [3]	0:36.82 [2]	0:25.08 [1]	0:12.93 [2]	5.72L	0:36.82 +1
		Ross O'Sullivan		1000m	1000m	(0:14.41)	(0:11.24)	(0:11.81)	(0:11.74)	(0:12.15)	(0:12.93)		
7	14	SUCCESSISMAGIC	5	66.3	0:11.32	1:14.67 [7]	1:00.23 [6]	0:48.91 [4]	0:37.08 [4]	0:25.00 [5]	0:12.62 [7]	8.03L	0:37.08 -2
		Michael Murphy		Overall	1000m	(0:14.44)	(0:11.32)	(0:11.83)	(0:12.08)	(0:12.38)	(0:12.62)		
8	6	TASTE THE STEEL	8	66.3	0:11.45	1:15.30 [8]	1:00.77 [8]	0:49.32 [6]	0:37.44 [7]	0:25.39 [7]	0:12.99 [9]	11.76L	0:37.44 +2
		Les Tilley		Overall	1000m	(0:14.53)	(0:11.45)	(0:11.88)	(0:12.05)	(0:12.40)	(0:12.99)		
9	10	GLOBAL CURRENCY	6	67.4	0:11.36	1:15.43 [9]	1:01.19 [2]	0:49.83 [2]	0:37.95 [3]	0:26.01 [3]	0:13.50 [5]	12.5L	0:37.95 -9
		Matthew Palmer		Overall	1000m	(0:14.24)	(0:11.36)	(0:11.88)	(0:11.94)	(0:12.51)	(0:13.50)		
10	8	WILD BEAN	7	67.3	0:11.67	1:15.68 [10]	1:01.28 [4]	0:49.61 [8]	0:37.51 [10]	0:25.28 [11]	0:12.70 [11]	13.96L	0:37.51 +2
		Brooke Stower		Overall	1000m	(0:14.40)	(0:11.67)	(0:12.10)	(0:12.23)	(0:12.58)	(0:12.70)		

Scratched: I Am Pietra (#11), Worth A Gamble (#13)



Toowoomba Professional  
Race 3: SHEPPARD EARTHMOVING QTIS Three-Year-Old Maiden Plate -  
1200m

13 December 2025 - 18:40



Track Rating: Good 4, Weather: Fine, Rail Position: +3m Entire

Section						Overall	1000m	800m	600m	400m	200m	Last 600m		
Field Times						1:13.30 (0:14.16)	0:59.14 (0:11.42)	0:47.72 (0:11.87)	0:35.85 (0:11.75)	0:24.10 (0:11.89)	0:12.21 (0:12.21)	0:35.85		
Rank	TAB	Horse/Jockey	Barrier	Top Speed [km/h]	Fastest Section							Margin	Distance Travelled [m]	
11	7	UP OVER'N GONE	9	65.0	0:11.47	1:15.74 [11]	1:00.94 [11]	0:49.47 [10]	0:37.48 [11]	0:25.45 [10]	0:12.99 [10]	14.33L	0:37.48	-3
		Kelsey Lenton		1000m	1000m	(0:14.80)	(0:11.47)	(0:11.99)	(0:12.03)	(0:12.46)	(0:12.99)			
12	5	SYMPHONION	13	65.2	0:11.71	1:15.80 [12]	1:01.07 [10]	0:49.36 [12]	0:37.24 [12]	0:24.88 [12]	0:12.50 [12]	14.69L	0:37.24	-3
		Chris Taylor		Overall	1000m	(0:14.73)	(0:11.71)	(0:12.12)	(0:12.36)	(0:12.38)	(0:12.50)			

Scratched: I Am Pietra (#11), Worth A Gamble (#13)





Horse/Jockey Name	Straight Blast
Final Rank	1
Fastest Section Time (Section)	0:11.42 (1000m)
Top Speed [km/h] (Section)	68.2 (Overall)
Race State	Finished

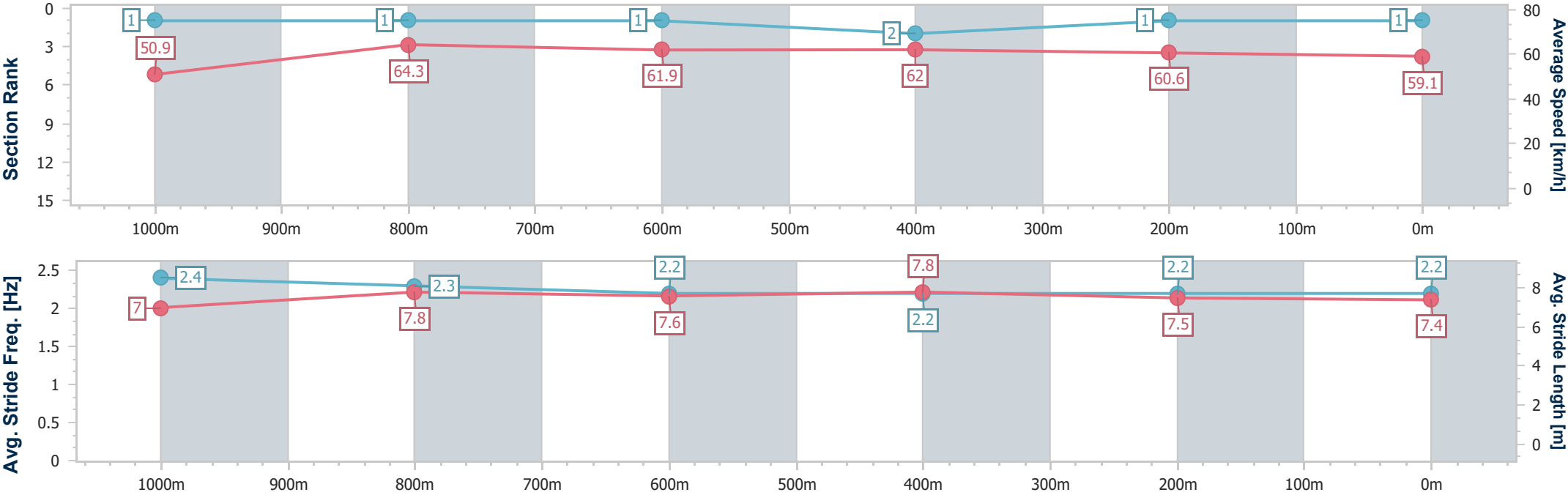


ToowoombaProfessional  
Race 3: SHEPPARD EARTHMOVING QTIS Three-Year-Old  
Maiden Plate - 1200m  
13 December 2025 - 18:40



Track Rating: Good 4, Weather: Fine, Rail Position: +3m Entire

Section	Overall	1000m	800m	600m	400m	200m								
Section Times	1:13.30 [1] (0:14.16)	0:59.14 [1] (0:11.42)	0:47.72 [1] (0:11.87)	0:35.85 [1] (0:11.78)	0:24.07 [2] (0:11.86)	0:12.21 [1] (0:12.21)								
Average Speed [km/h]	50.9	64.3	61.9	62.0	60.6	59.1								
Top Speed [km/h]	68.2	66.4	62.8	62.7	62.5	60.1								
Avg. Dist. to Rail [m]	8.5	5.2	5.7	2.8	1.0	1.2								
Avg. Stride Freq. [Hz]	2.4	2.3	2.2	2.2	2.2	2.2								
Avg. Stride Length [m]	7.0	7.8	7.6	7.8	7.5	7.4								





Horse/Jockey Name	Langdown Legacy
Final Rank	2
Fastest Section Time (Section)	0:11.51 (1000m)
Top Speed [km/h] (Section)	67.4 (Overall)
Race State	Finished

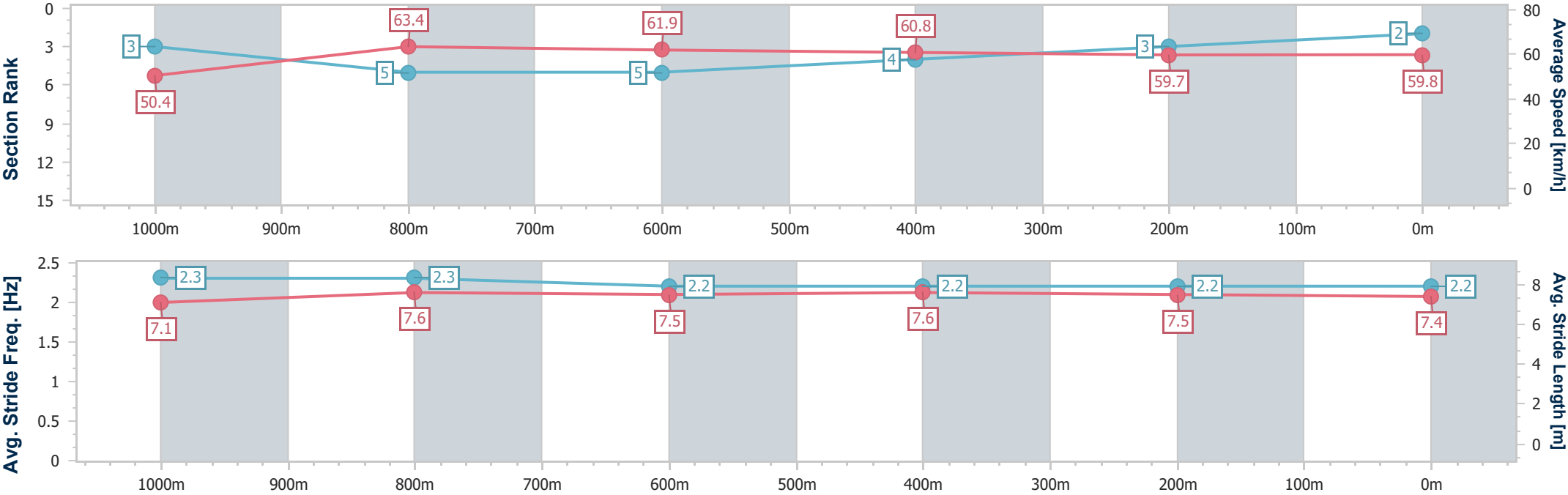


ToowoombaProfessional  
Race 3: SHEPPARD EARTHMOVING QTIS Three-Year-Old  
Maiden Plate - 1200m  
13 December 2025 - 18:40



Track Rating: Good 4, Weather: Fine, Rail Position: +3m Entire

Section	Overall	1000m	800m	600m	400m	200m								
Section Times	1:13.60 [2] (0:14.29)	0:59.31 [3] (0:11.51)	0:47.80 [5] (0:11.80)	0:36.00 [5] (0:11.86)	0:24.14 [4] (0:12.08)	0:12.06 [3] (0:12.06)								
Average Speed [km/h]	50.4	63.4	61.9	60.8	59.7	59.8								
Top Speed [km/h]	67.4	66.4	62.9	61.9	61.7	60.0								
Avg. Dist. to Rail [m]	4.6	3.9	2.6	0.6	1.1	0.5								
Avg. Stride Freq. [Hz]	2.3	2.3	2.2	2.2	2.2	2.2								
Avg. Stride Length [m]	7.1	7.6	7.5	7.6	7.5	7.4								



- [ ] Ranking at each section and finish
- .-.- No data available at this section
- NA No data available



Horse/Jockey Name	Paciera
Final Rank	3
Fastest Section Time (Section)	0:11.54 (1000m)
Top Speed [km/h] (Section)	65.3 (Overall)
Race State	Finished

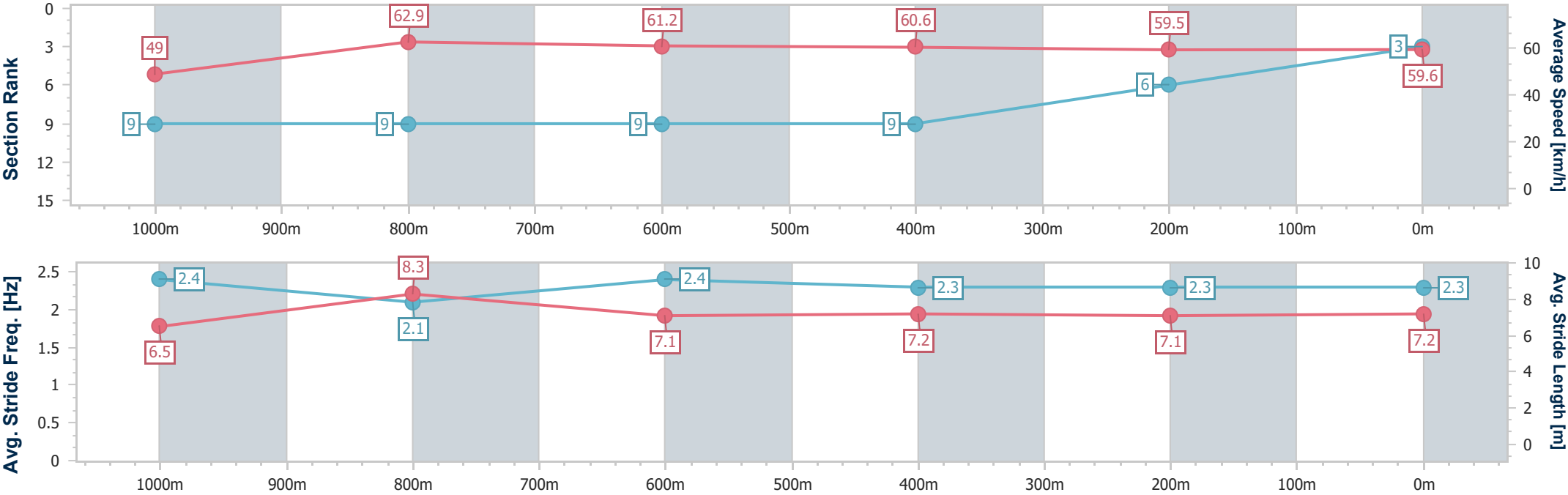


ToowoombaProfessional  
Race 3: SHEPPARD EARTHMOVING QTIS Three-Year-Old  
Maiden Plate - 1200m  
13 December 2025 - 18:40



Track Rating: Good 4, Weather: Fine, Rail Position: +3m Entire

Section	Overall	1000m	800m	600m	400m	200m							
Section Times	1:14.09 [3] (0:14.72)	0:59.37 [9] (0:11.54)	0:47.83 [9] (0:11.88)	0:35.95 [9] (0:11.88)	0:24.07 [9] (0:12.02)	0:12.05 [6] (0:12.05)							
Average Speed [km/h]	49.0	62.9	61.2	60.6	59.5	59.6							
Top Speed [km/h]	65.3	65.0	62.2	61.6	61.1	60.1							
Avg. Dist. to Rail [m]	3.8	2.2	1.8	0.6	1.2	0.5							
Avg. Stride Freq. [Hz]	2.4	2.1	2.4	2.3	2.3	2.3							
Avg. Stride Length [m]	6.5	8.3	7.1	7.2	7.1	7.2							





Horse/Jockey Name	Michifuku
Final Rank	4
Fastest Section Time (Section)	0:11.57 (1000m)
Top Speed [km/h] (Section)	65.6 (Overall)
Race State	Finished

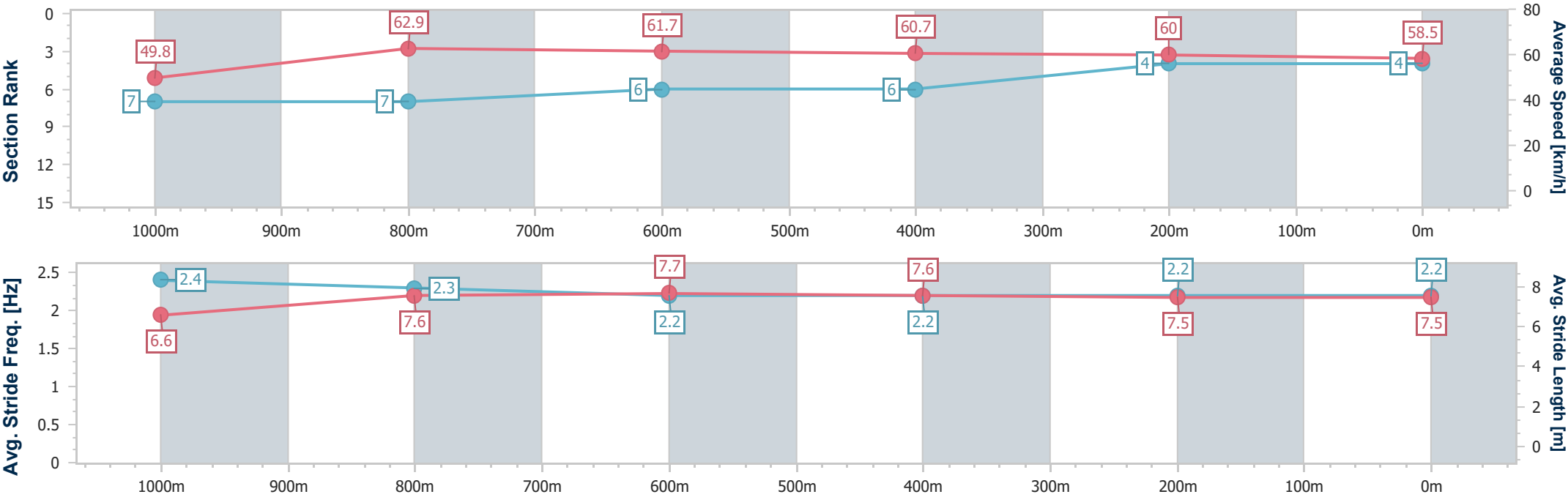


ToowoombaProfessional  
Race 3: SHEPPARD EARTHMOVING QTIS Three-Year-Old  
Maiden Plate - 1200m  
13 December 2025 - 18:40



Track Rating: Good 4, Weather: Fine, Rail Position: +3m Entire

Section	Overall	1000m	800m	600m	400m	200m								
Section Times	1:14.14 [4] (0:14.45)	0:59.69 [7] (0:11.57)	0:48.12 [7] (0:11.84)	0:36.28 [6] (0:11.93)	0:24.35 [6] (0:12.06)	0:12.29 [4] (0:12.29)								
Average Speed [km/h]	49.8	62.9	61.7	60.7	60.0	58.5								
Top Speed [km/h]	65.6	65.1	62.6	61.8	61.2	59.9								
Avg. Dist. to Rail [m]	5.2	3.7	3.2	1.8	1.4	1.0								
Avg. Stride Freq. [Hz]	2.4	2.3	2.2	2.2	2.2	2.2								
Avg. Stride Length [m]	6.6	7.6	7.7	7.6	7.5	7.5								





Horse/Jockey Name	Hell To The Line
Final Rank	5
Fastest Section Time (Section)	0:11.40 (1000m)
Top Speed [km/h] (Section)	65.3 (1000m)
Race State	Finished

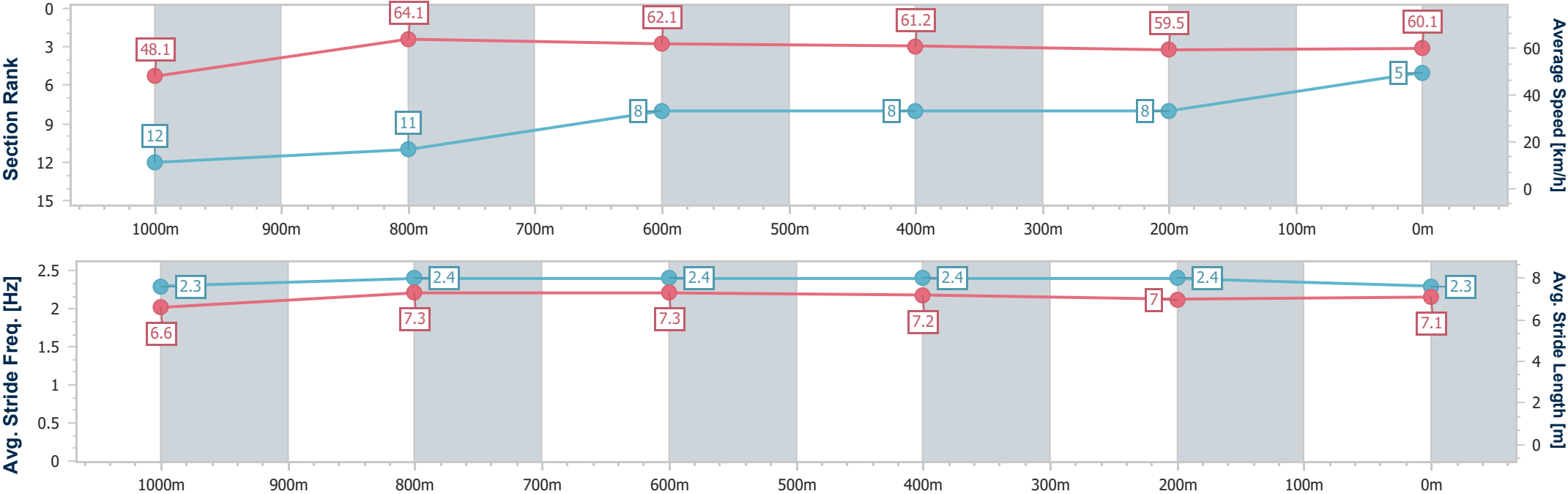


ToowoombaProfessional  
Race 3: SHEPPARD EARTHMOVING QTIS Three-Year-Old  
Maiden Plate - 1200m  
13 December 2025 - 18:40



Track Rating: Good 4, Weather: Fine, Rail Position: +3m Entire

Section	Overall	1000m	800m	600m	400m	200m							
Section Times	1:14.20 [5] (0:14.98)	0:59.22 [12] (0:11.40)	0:47.82 [11] (0:11.74)	0:36.08 [8] (0:11.86)	0:24.22 [8] (0:12.22)	0:12.00 [8] (0:12.00)							
Average Speed [km/h]	48.1	64.1	62.1	61.2	59.5	60.1							
Top Speed [km/h]	65.0	65.3	62.9	62.5	60.3	60.5							
Avg. Dist. to Rail [m]	4.9	4.8	2.8	1.7	3.6	4.0							
Avg. Stride Freq. [Hz]	2.3	2.4	2.4	2.4	2.4	2.3							
Avg. Stride Length [m]	6.6	7.3	7.3	7.2	7.0	7.1							





Horse/Jockey Name	Choceclair
Final Rank	6
Fastest Section Time (Section)	0:11.24 (1000m)
Top Speed [km/h] (Section)	68.3 (1000m)
Race State	Finished

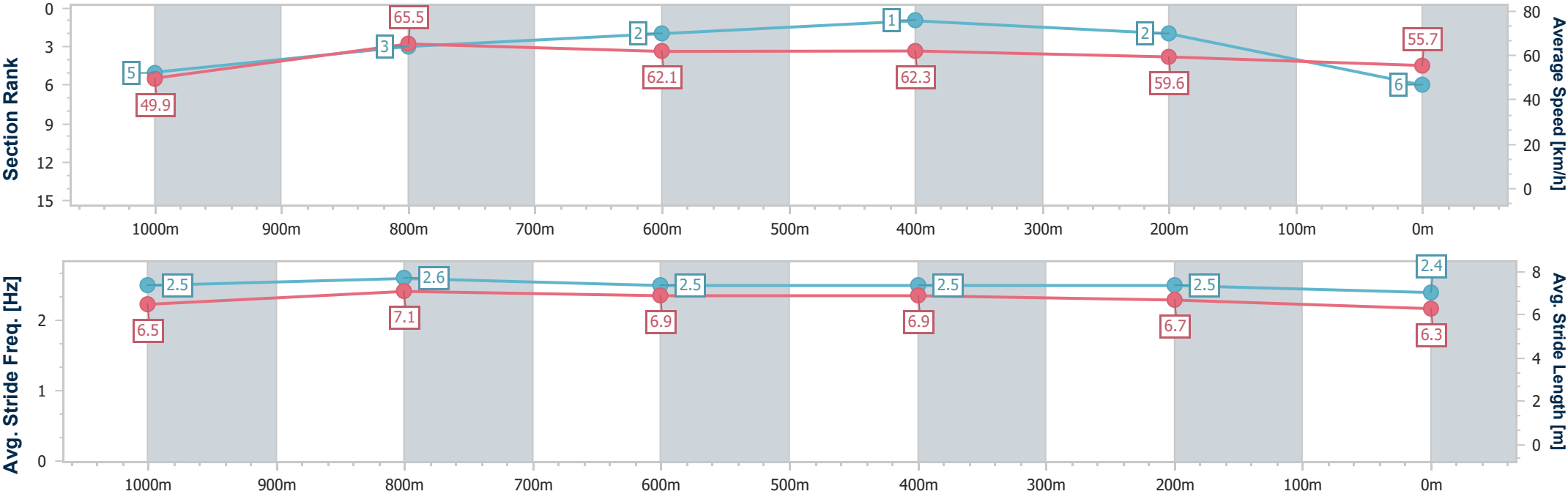


ToowoombaProfessional  
Race 3: SHEPPARD EARTHMOVING QTIS Three-Year-Old  
Maiden Plate - 1200m  
13 December 2025 - 18:40



Track Rating: Good 4, Weather: Fine, Rail Position: +3m Entire

Section	Overall	1000m	800m	600m	400m	200m								
Section Times	1:14.28 [6] (0:14.41)	0:59.87 [5] (0:11.24)	0:48.63 [3] (0:11.81)	0:36.82 [2] (0:11.74)	0:25.08 [1] (0:12.15)	0:12.93 [2] (0:12.93)								
Average Speed [km/h]	49.9	65.5	62.1	62.3	59.6	55.7								
Top Speed [km/h]	67.9	68.3	62.9	62.9	62.4	57.2								
Avg. Dist. to Rail [m]	12.7	6.6	5.3	3.0	1.7	0.9								
Avg. Stride Freq. [Hz]	2.5	2.6	2.5	2.5	2.5	2.4								
Avg. Stride Length [m]	6.5	7.1	6.9	6.9	6.7	6.3								





Horse/Jockey Name	Successismagic
Final Rank	7
Fastest Section Time (Section)	0:11.32 (1000m)
Top Speed [km/h] (Section)	66.3 (Overall)
Race State	Finished

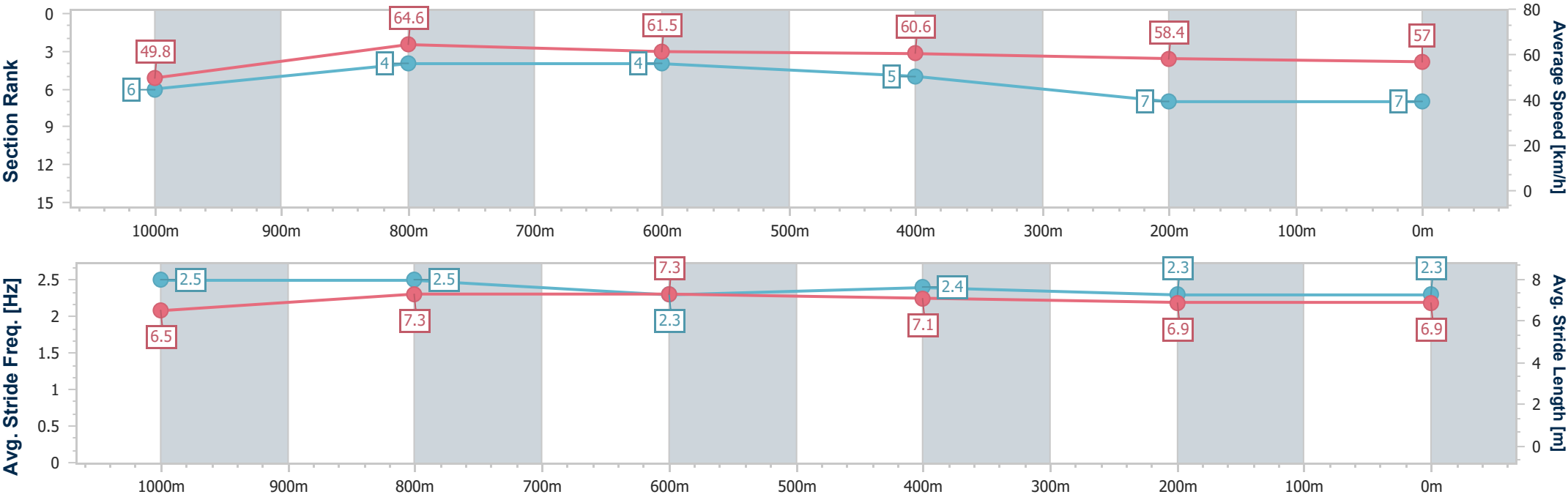


ToowoombaProfessional  
Race 3: SHEPPARD EARTHMOVING QTIS Three-Year-Old  
Maiden Plate - 1200m  
13 December 2025 - 18:40



Track Rating: Good 4, Weather: Fine, Rail Position: +3m Entire

Section	Overall	1000m	800m	600m	400m	200m							
Section Times	1:14.67 [7] (0:14.44)	1:00.23 [6] (0:11.32)	0:48.91 [4] (0:11.83)	0:37.08 [4] (0:12.08)	0:25.00 [5] (0:12.38)	0:12.62 [7] (0:12.62)							
Average Speed [km/h]	49.8	64.6	61.5	60.6	58.4	57.0							
Top Speed [km/h]	66.3	65.8	62.7	62.3	59.4	57.4							
Avg. Dist. to Rail [m]	7.1	4.7	3.5	3.0	2.2	2.3							
Avg. Stride Freq. [Hz]	2.5	2.5	2.3	2.4	2.3	2.3							
Avg. Stride Length [m]	6.5	7.3	7.3	7.1	6.9	6.9							





Horse/Jockey Name	Taste The Steel
Final Rank	8
Fastest Section Time (Section)	0:11.45 (1000m)
Top Speed [km/h] (Section)	66.3 (Overall)
Race State	Finished

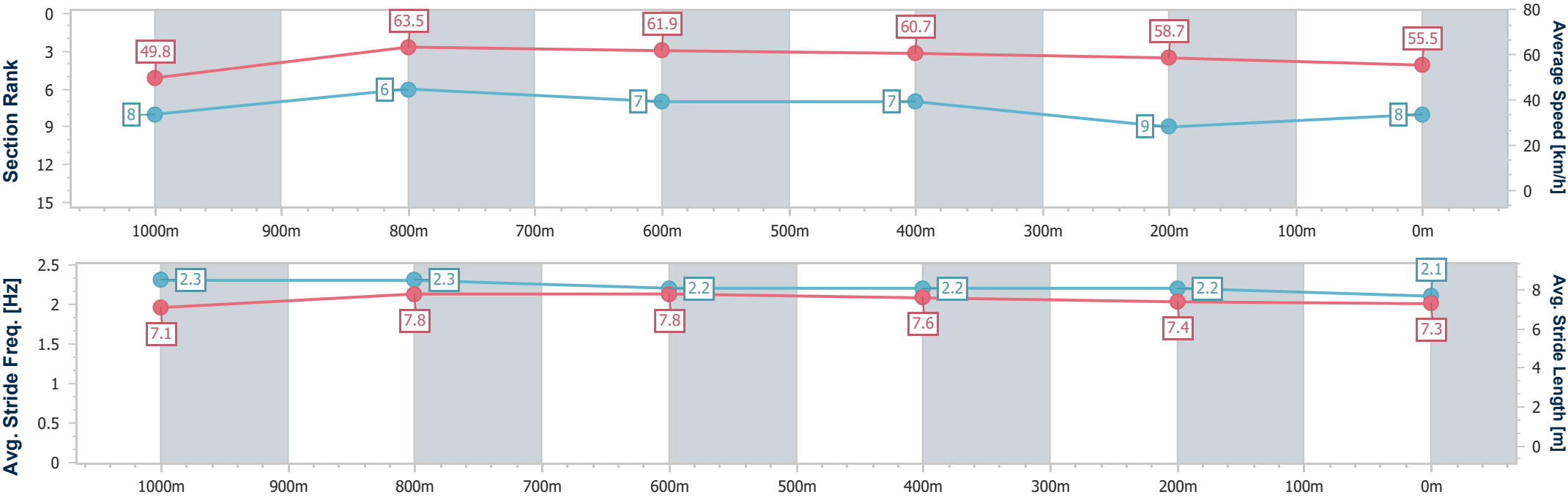


ToowoombaProfessional  
Race 3: SHEPPARD EARTHMOVING QTIS Three-Year-Old  
Maiden Plate - 1200m  
13 December 2025 - 18:40



Track Rating: Good 4, Weather: Fine, Rail Position: +3m Entire

Section	Overall	1000m	800m	600m	400m	200m								
Section Times	1:15.30 [8] (0:14.53)	1:00.77 [8] (0:11.45)	0:49.32 [6] (0:11.88)	0:37.44 [7] (0:12.05)	0:25.39 [7] (0:12.40)	0:12.99 [9] (0:12.99)								
Average Speed [km/h]	49.8	63.5	61.9	60.7	58.7	55.5								
Top Speed [km/h]	66.3	65.4	62.6	62.5	60.0	58.1								
Avg. Dist. to Rail [m]	7.8	4.2	5.2	3.8	2.9	0.5								
Avg. Stride Freq. [Hz]	2.3	2.3	2.2	2.2	2.2	2.1								
Avg. Stride Length [m]	7.1	7.8	7.8	7.6	7.4	7.3								







Horse/Jockey Name	Global Currency
Final Rank	9
Fastest Section Time (Section)	0:11.36 (1000m)
Top Speed [km/h] (Section)	67.4 (Overall)
Race State	Finished

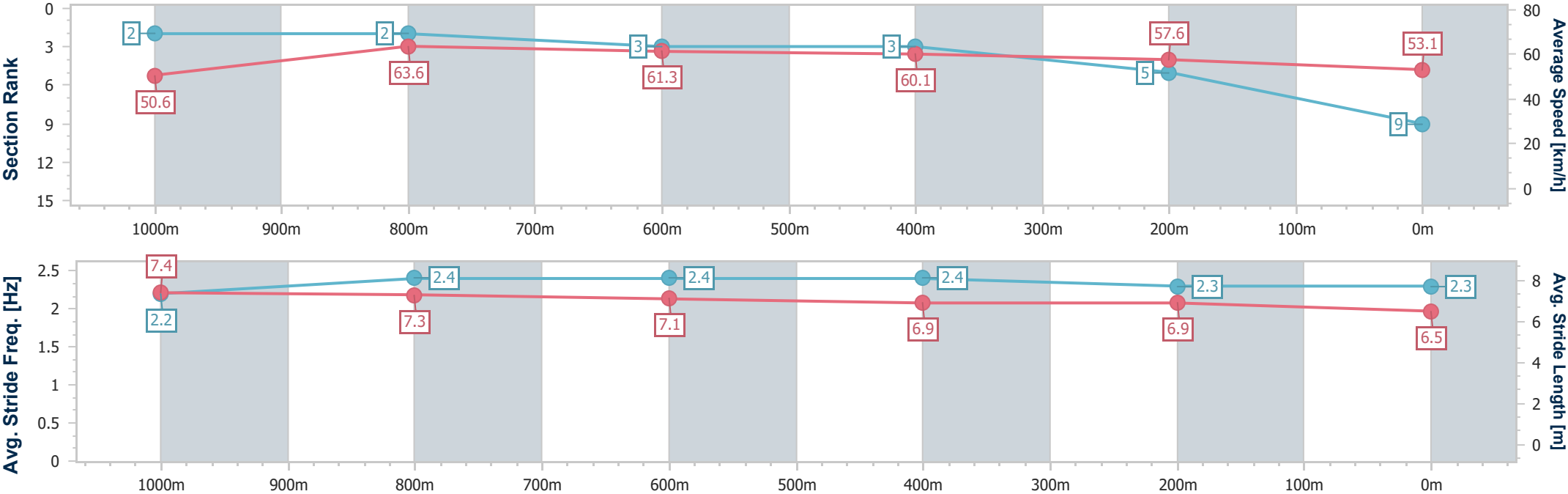


ToowoombaProfessional  
Race 3: SHEPPARD EARTHMOVING QTIS Three-Year-Old  
Maiden Plate - 1200m  
13 December 2025 - 18:40



Track Rating: Good 4, Weather: Fine, Rail Position: +3m Entire

Section	Overall	1000m	800m	600m	400m	200m								
Section Times	1:15.43 [9] (0:14.24)	1:01.19 [2] (0:11.36)	0:49.83 [2] (0:11.88)	0:37.95 [3] (0:11.94)	0:26.01 [3] (0:12.51)	0:13.50 [5] (0:13.50)								
Average Speed [km/h]	50.6	63.6	61.3	60.1	57.6	53.1								
Top Speed [km/h]	67.4	67.4	62.1	61.2	59.5	56.3								
Avg. Dist. to Rail [m]	6.2	1.9	2.0	0.9	0.6	0.7								
Avg. Stride Freq. [Hz]	2.2	2.4	2.4	2.4	2.3	2.3								
Avg. Stride Length [m]	7.4	7.3	7.1	6.9	6.9	6.5								





Horse/Jockey Name	Wild Bean
Final Rank	10
Fastest Section Time (Section)	0:11.67 (1000m)
Top Speed [km/h] (Section)	67.3 (Overall)
Race State	Finished

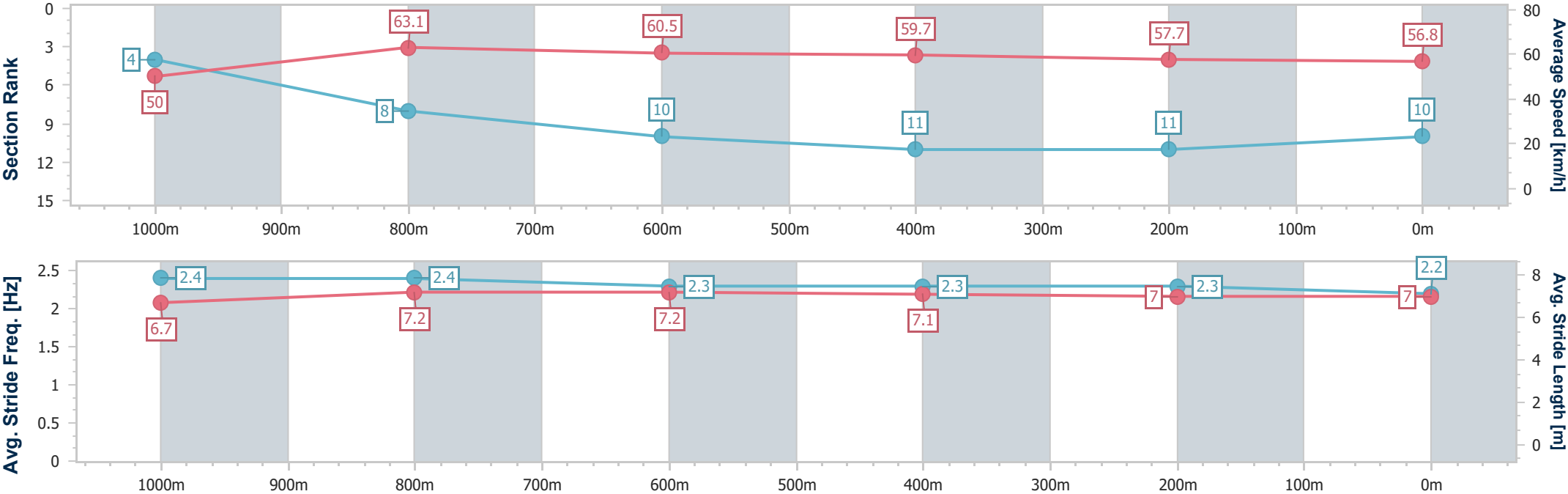


ToowoombaProfessional  
Race 3: SHEPPARD EARTHMOVING QTIS Three-Year-Old  
Maiden Plate - 1200m  
13 December 2025 - 18:40



Track Rating: Good 4, Weather: Fine, Rail Position: +3m Entire

Section	Overall	1000m	800m	600m	400m	200m							
Section Times	1:15.68 [10] (0:14.40)	1:01.28 [4] (0:11.67)	0:49.61 [8] (0:12.10)	0:37.51 [10] (0:12.23)	0:25.28 [11] (0:12.58)	0:12.70 [11] (0:12.70)							
Average Speed [km/h]	50.0	63.1	60.5	59.7	57.7	56.8							
Top Speed [km/h]	67.3	66.9	62.2	62.4	59.1	57.5							
Avg. Dist. to Rail [m]	6.9	5.6	4.9	3.4	1.5	0.9							
Avg. Stride Freq. [Hz]	2.4	2.4	2.3	2.3	2.3	2.2							
Avg. Stride Length [m]	6.7	7.2	7.2	7.1	7.0	7.0							





Horse/Jockey Name	Up Over'n Gone
Final Rank	11
Fastest Section Time (Section)	0:11.47 (1000m)
Top Speed [km/h] (Section)	65.0 (1000m)
Race State	Finished

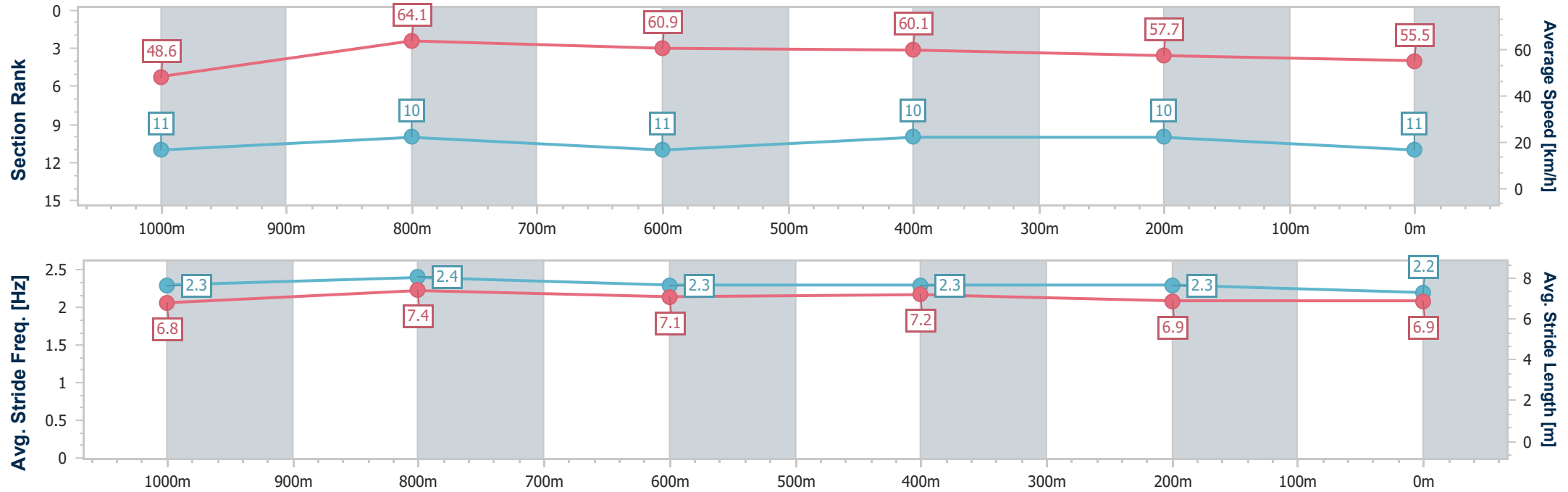


ToowoombaProfessional  
Race 3: SHEPPARD EARTHMOVING QTIS Three-Year-Old  
Maiden Plate - 1200m  
13 December 2025 - 18:40



Track Rating: Good 4, Weather: Fine, Rail Position: +3m Entire

Section	Overall	1000m	800m	600m	400m	200m							
Section Times	1:15.74 [11] (0:14.80)	1:00.94 [11] (0:11.47)	0:49.47 [10] (0:11.99)	0:37.48 [11] (0:12.03)	0:25.45 [10] (0:12.46)	0:12.99 [10] (0:12.99)							
Average Speed [km/h]	48.6	64.1	60.9	60.1	57.7	55.5							
Top Speed [km/h]	64.3	65.0	62.2	61.7	59.5	57.6							
Avg. Dist. to Rail [m]	8.8	6.1	3.5	1.1	1.2	2.0							
Avg. Stride Freq. [Hz]	2.3	2.4	2.3	2.3	2.3	2.2							
Avg. Stride Length [m]	6.8	7.4	7.1	7.2	6.9	6.9							





Horse/Jockey Name	Symphonion
Final Rank	12
Fastest Section Time (Section)	0:11.71 (1000m)
Top Speed [km/h] (Section)	65.2 (Overall)
Race State	Finished

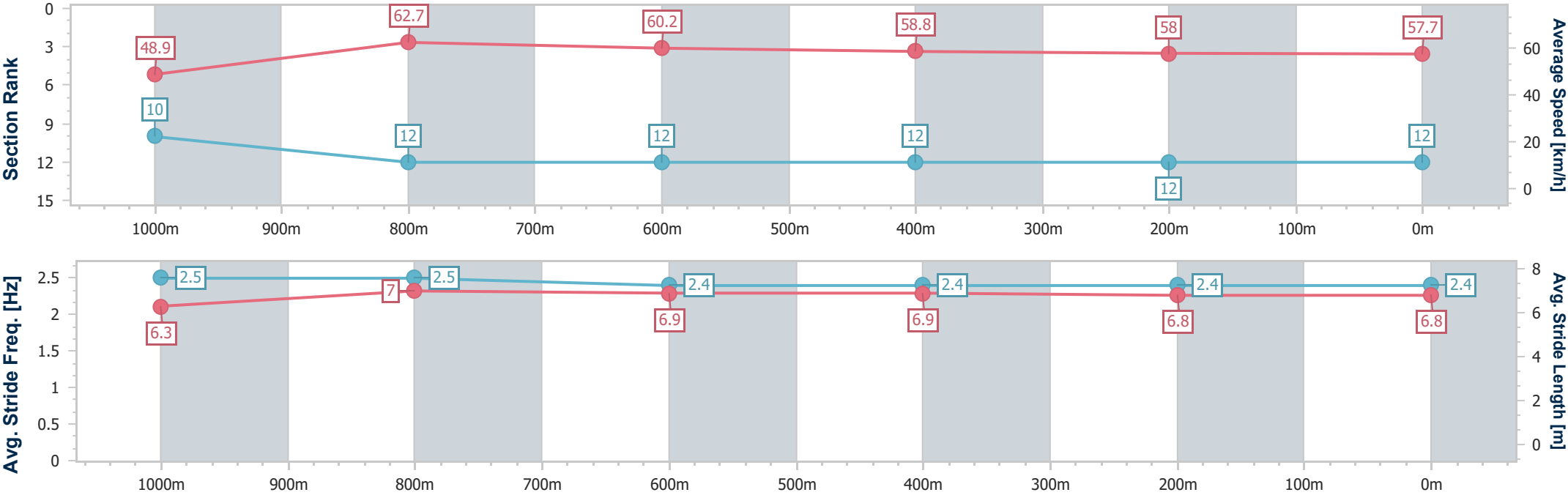


ToowoombaProfessional  
Race 3: SHEPPARD EARTHMOVING QTIS Three-Year-Old  
Maiden Plate - 1200m  
13 December 2025 - 18:40



Track Rating: Good 4, Weather: Fine, Rail Position: +3m Entire

Section	Overall	1000m	800m	600m	400m	200m							
Section Times	1:15.80 [12] (0:14.73)	1:01.07 [10] (0:11.71)	0:49.36 [12] (0:12.12)	0:37.24 [12] (0:12.36)	0:24.88 [12] (0:12.38)	0:12.50 [12] (0:12.50)							
Average Speed [km/h]	48.9	62.7	60.2	58.8	58.0	57.7							
Top Speed [km/h]	65.2	64.6	61.1	61.1	59.5	59.0							
Avg. Dist. to Rail [m]	11.3	6.2	3.4	1.4	0.9	2.2							
Avg. Stride Freq. [Hz]	2.5	2.5	2.4	2.4	2.4	2.4							
Avg. Stride Length [m]	6.3	7.0	6.9	6.9	6.8	6.8							





# Toowoomba Professional

## Race 4: TAYLOR BUILDING GROUP BENCHMARK 75 Handicap - 1200m

13 December 2025 - 19:20



Track Rating: Good 4, Weather: Fine, Rail Position: +3m Entire

Section		Overall				1000m	800m	600m	400m	200m	Last 600m		
Field Times		1:12.10 (0:14.43)				0:57.67 (0:11.04)	0:46.63 (0:11.44)	0:35.19 (0:11.64)	0:23.55 (0:11.65)	0:11.90 (0:11.90)	0:35.19		
Rank	TAB	Horse/Jockey	Barrier	Top Speed [km/h]	Fastest Section						Margin	Distance Travelled [m]	
1	3	MEAN APPROACH	2	66.4	0:11.04	1:12.10 [1]	0:57.67 [1]	0:46.63 [1]	0:35.14 [2]	0:23.37 [2]	0:11.90 [1]	1:12.10	0:35.14
		Les Tilley		1000m	1000m	(0:14.43)	(0:11.04)	(0:11.49)	(0:11.77)	(0:11.47)	(0:11.90)		
2	5	SATAY CHICKEN	1	65.1	0:11.08	1:12.60 [2]	0:57.89 [5]	0:46.81 [5]	0:35.40 [5]	0:23.74 [4]	0:12.07 [3]	2.97L	0:35.40
		Brooke Stower		1000m	1000m	(0:14.71)	(0:11.08)	(0:11.41)	(0:11.66)	(0:11.67)	(0:12.07)		-6
3	4	MOMACK	3	64.9	0:11.15	1:12.84 [3]	0:58.29 [2]	0:47.14 [4]	0:35.79 [3]	0:24.00 [3]	0:12.13 [4]	4.34L	0:35.79
		Montanna Savva		1000m	1000m	(0:14.55)	(0:11.15)	(0:11.35)	(0:11.79)	(0:11.87)	(0:12.13)		-3
4	7	ADALIE	5	66.1	0:11.07	1:12.99 [4]	0:58.39 [3]	0:47.32 [3]	0:35.76 [6]	0:23.88 [6]	0:12.12 [6]	5.24L	0:35.76
		Olivia Kendal		1000m	1000m	(0:14.60)	(0:11.07)	(0:11.56)	(0:11.88)	(0:11.76)	(0:12.12)		+6
5	2	BEAU WITNESS	4	66.4	0:11.01	1:13.01 [5]	0:58.19 [6]	0:47.18 [6]	0:35.83 [4]	0:24.01 [5]	0:12.24 [5]	5.36L	0:35.83
		Sarah Robbins		1000m	1000m	(0:14.82)	(0:11.01)	(0:11.35)	(0:11.82)	(0:11.77)	(0:12.24)		+2
6	6	CAN'T GETWHATIWANT	6	68.0	0:10.90	1:13.26 [6]	0:58.63 [4]	0:47.73 [2]	0:36.35 [1]	0:24.71 [1]	0:12.83 [2]	6.82L	0:36.35
		Kelsey Lenton		1000m	1000m	(0:14.63)	(0:10.90)	(0:11.38)	(0:11.64)	(0:11.88)	(0:12.83)		-3

Scratched: Invahir (#1)



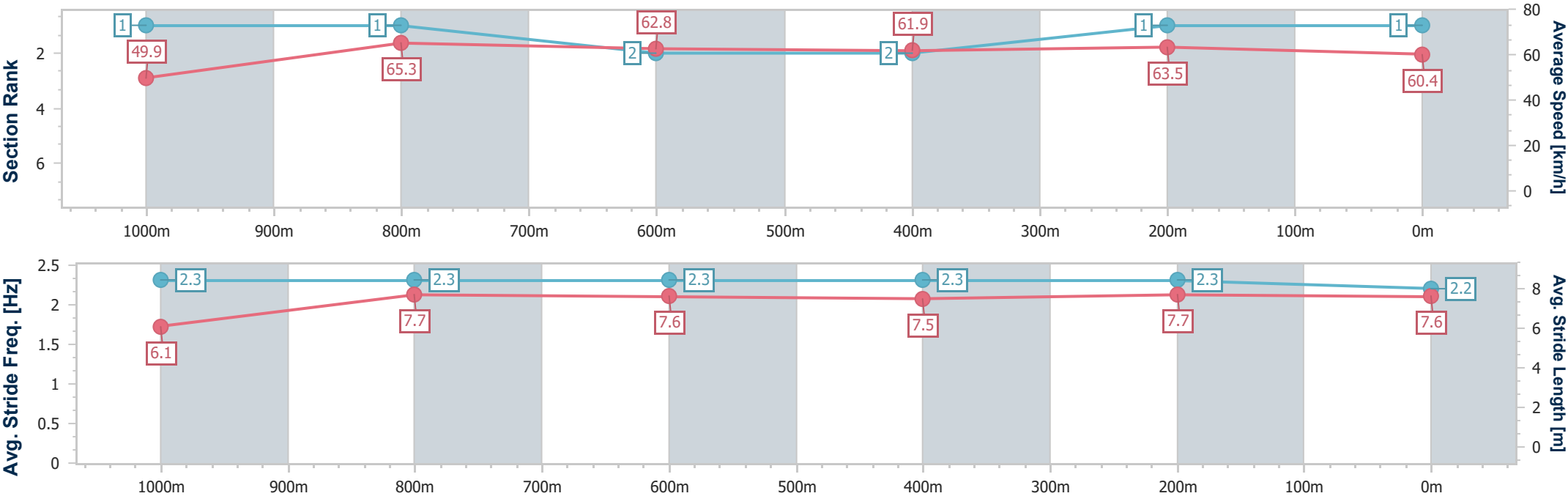
Horse/Jockey Name	Mean Approach
Final Rank	1
Fastest Section Time (Section)	0:11.04 (1000m)
Top Speed [km/h] (Section)	66.4 (1000m)
Race State	Finished



ToowoombaProfessional  
Race 4: TAYLOR BUILDING GROUP BENCHMARK 75 Handicap  
- 1200m  
13 December 2025 - 19:20  
Track Rating: Good 4, Weather: Fine, Rail Position: +3m Entire



Section	Overall	1000m	800m	600m	400m	200m							
Section Times	1:12.10 [1] (0:14.43)	0:57.67 [1] (0:11.04)	0:46.63 [1] (0:11.49)	0:35.14 [2] (0:11.77)	0:23.37 [2] (0:11.47)	0:11.90 [1] (0:11.90)							
Average Speed [km/h]	49.9	65.3	62.8	61.9	63.5	60.4							
Top Speed [km/h]	64.6	66.4	64.9	63.4	64.4	62.8							
Avg. Dist. to Rail [m]	2.5	0.3	0.8	2.5	2.1	1.0							
Avg. Stride Freq. [Hz]	2.3	2.3	2.3	2.3	2.3	2.2							
Avg. Stride Length [m]	6.1	7.7	7.6	7.5	7.7	7.6							



[ ] Ranking at each section and finish  
- - - - No data available at this section  
NA No data available



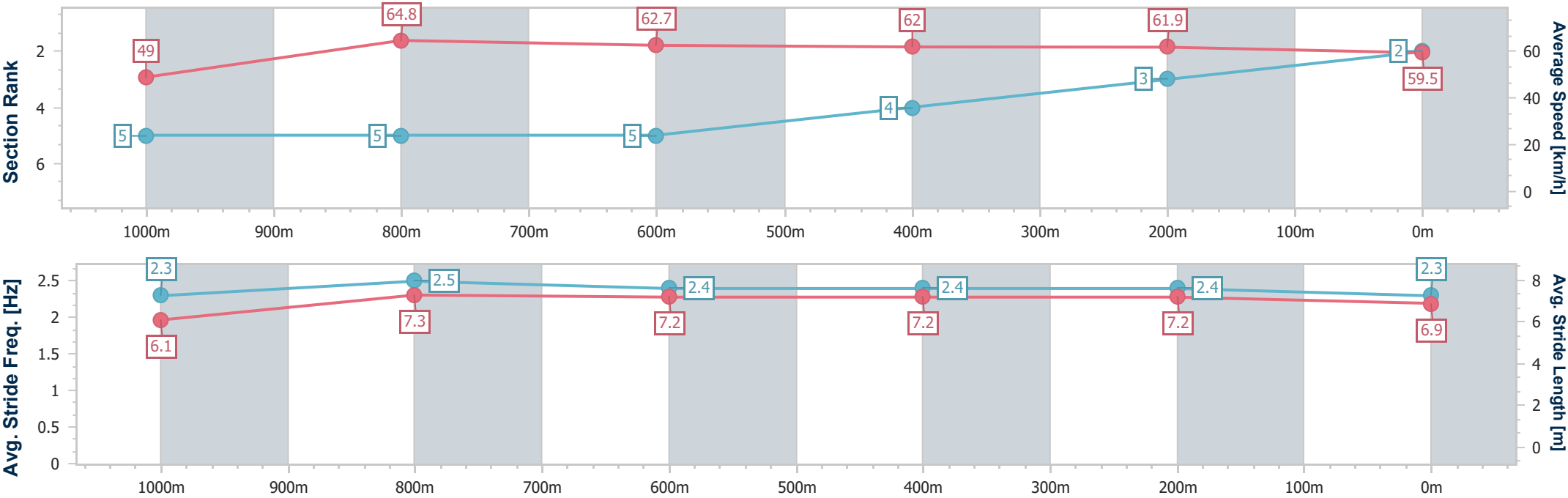
Horse/Jockey Name	Satay Chicken
Final Rank	2
Fastest Section Time (Section)	0:11.08 (1000m)
Top Speed [km/h] (Section)	65.1 (1000m)
Race State	Finished



ToowoombaProfessional  
Race 4: TAYLOR BUILDING GROUP BENCHMARK 75 Handicap  
- 1200m  
13 December 2025 - 19:20  
Track Rating: Good 4, Weather: Fine, Rail Position: +3m Entire



Section	Overall	1000m	800m	600m	400m	200m							
Section Times	1:12.60 [2] (0:14.71)	0:57.89 [5] (0:11.08)	0:46.81 [5] (0:11.41)	0:35.40 [5] (0:11.66)	0:23.74 [4] (0:11.67)	0:12.07 [3] (0:12.07)							
Average Speed [km/h]	49.0	64.8	62.7	62.0	61.9	59.5							
Top Speed [km/h]	64.1	65.1	64.3	62.7	62.9	61.2							
Avg. Dist. to Rail [m]	2.0	1.5	0.7	0.4	0.7	0.6							
Avg. Stride Freq. [Hz]	2.3	2.5	2.4	2.4	2.4	2.3							
Avg. Stride Length [m]	6.1	7.3	7.2	7.2	7.2	6.9							



[ ] Ranking at each section and finish  
- - - - No data available at this section  
NA No data available



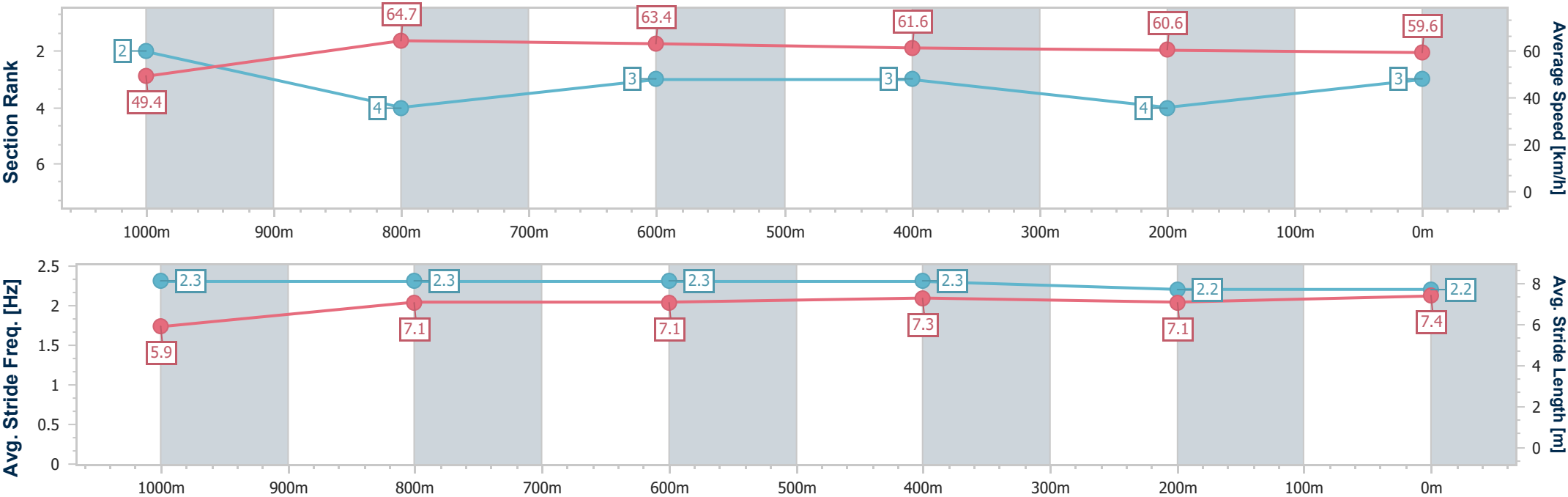
Horse/Jockey Name	Momack
Final Rank	3
Fastest Section Time (Section)	0:11.15 (1000m)
Top Speed [km/h] (Section)	64.9 (1000m)
Race State	Finished



ToowoombaProfessional  
Race 4: TAYLOR BUILDING GROUP BENCHMARK 75 Handicap  
- 1200m  
13 December 2025 - 19:20  
Track Rating: Good 4, Weather: Fine, Rail Position: +3m Entire



Section	Overall	1000m	800m	600m	400m	200m							
Section Times	1:12.84 [3] (0:14.55)	0:58.29 [2] (0:11.15)	0:47.14 [4] (0:11.35)	0:35.79 [3] (0:11.79)	0:24.00 [3] (0:11.87)	0:12.13 [4] (0:12.13)							
Average Speed [km/h]	49.4	64.7	63.4	61.6	60.6	59.6							
Top Speed [km/h]	64.3	64.9	64.5	62.7	61.4	60.4							
Avg. Dist. to Rail [m]	4.0	1.1	0.5	1.2	0.9	1.9							
Avg. Stride Freq. [Hz]	2.3	2.3	2.3	2.3	2.2	2.2							
Avg. Stride Length [m]	5.9	7.1	7.1	7.3	7.1	7.4							







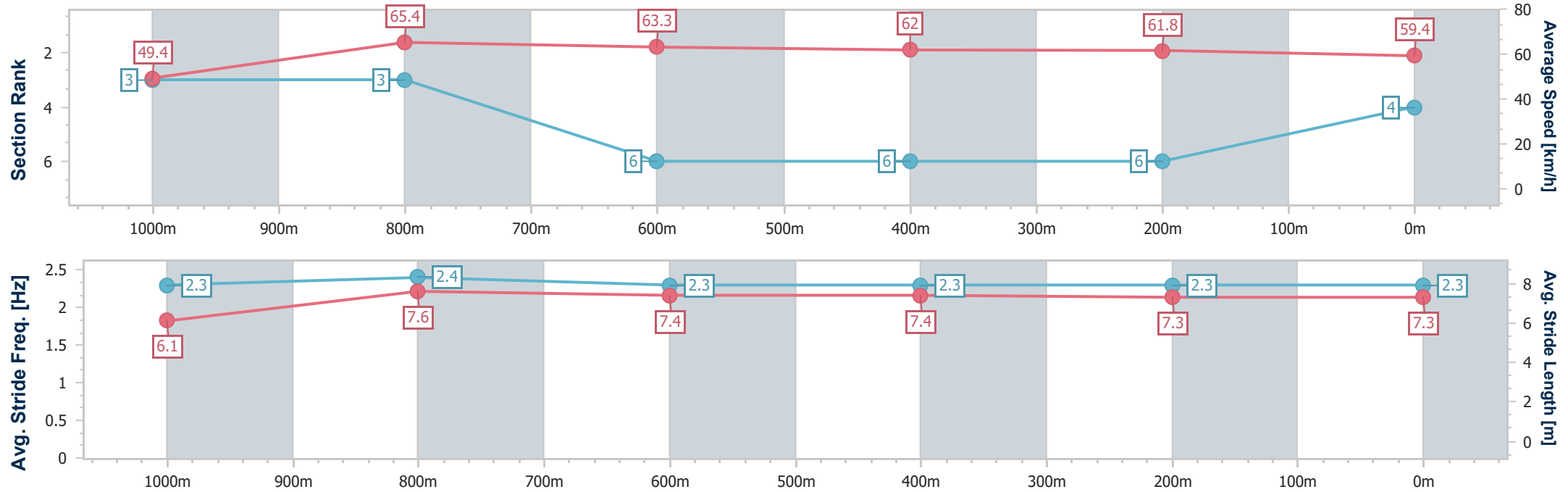
Horse/Jockey Name	Adalie
Final Rank	4
Fastest Section Time (Section)	0:11.07 (1000m)
Top Speed [km/h] (Section)	66.1 (1000m)
Race State	Finished



ToowoombaProfessional  
Race 4: TAYLOR BUILDING GROUP BENCHMARK 75 Handicap  
- 1200m  
13 December 2025 - 19:20  
Track Rating: Good 4, Weather: Fine, Rail Position: +3m Entire



Section	Overall	1000m	800m	600m	400m	200m							
Section Times	1:12.99 [4] (0:14.60)	0:58.39 [3] (0:11.07)	0:47.32 [3] (0:11.56)	0:35.76 [6] (0:11.88)	0:23.88 [6] (0:11.76)	0:12.12 [6] (0:12.12)							
Average Speed [km/h]	49.4	65.4	63.3	62.0	61.8	59.4							
Top Speed [km/h]	65.8	66.1	66.1	62.9	63.4	61.1							
Avg. Dist. to Rail [m]	3.9	1.0	5.1	4.7	1.8	0.3							
Avg. Stride Freq. [Hz]	2.3	2.4	2.3	2.3	2.3	2.3							
Avg. Stride Length [m]	6.1	7.6	7.4	7.4	7.3	7.3							





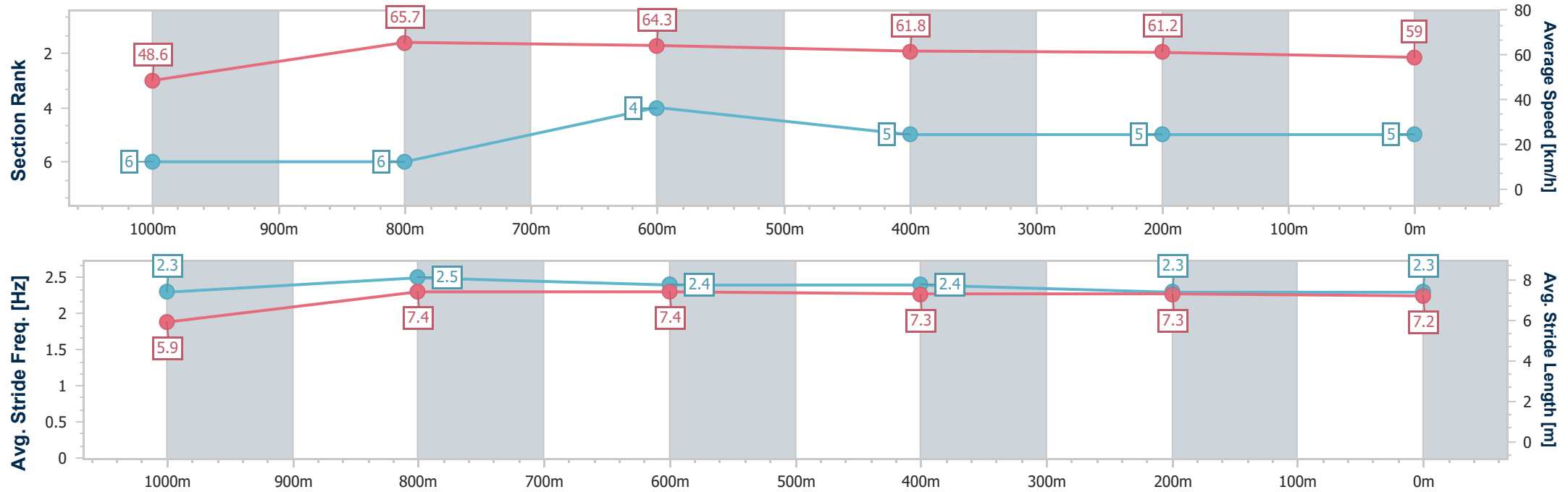
Horse/Jockey Name	Beau Witness
Final Rank	5
Fastest Section Time (Section)	0:11.01 (1000m)
Top Speed [km/h] (Section)	66.4 (1000m)
Race State	Finished



ToowoombaProfessional  
Race 4: TAYLOR BUILDING GROUP BENCHMARK 75 Handicap  
- 1200m  
13 December 2025 - 19:20  
Track Rating: Good 4, Weather: Fine, Rail Position: +3m Entire



Section	Overall	1000m	800m	600m	400m	200m							
Section Times	1:13.01 [5] (0:14.82)	0:58.19 [6] (0:11.01)	0:47.18 [6] (0:11.35)	0:35.83 [4] (0:11.82)	0:24.01 [5] (0:11.77)	0:12.24 [5] (0:12.24)							
Average Speed [km/h]	48.6	65.7	64.3	61.8	61.2	59.0							
Top Speed [km/h]	65.4	66.4	65.9	62.9	62.1	59.9							
Avg. Dist. to Rail [m]	4.5	2.2	3.2	2.7	0.9	1.9							
Avg. Stride Freq. [Hz]	2.3	2.5	2.4	2.4	2.3	2.3							
Avg. Stride Length [m]	5.9	7.4	7.4	7.3	7.3	7.2							





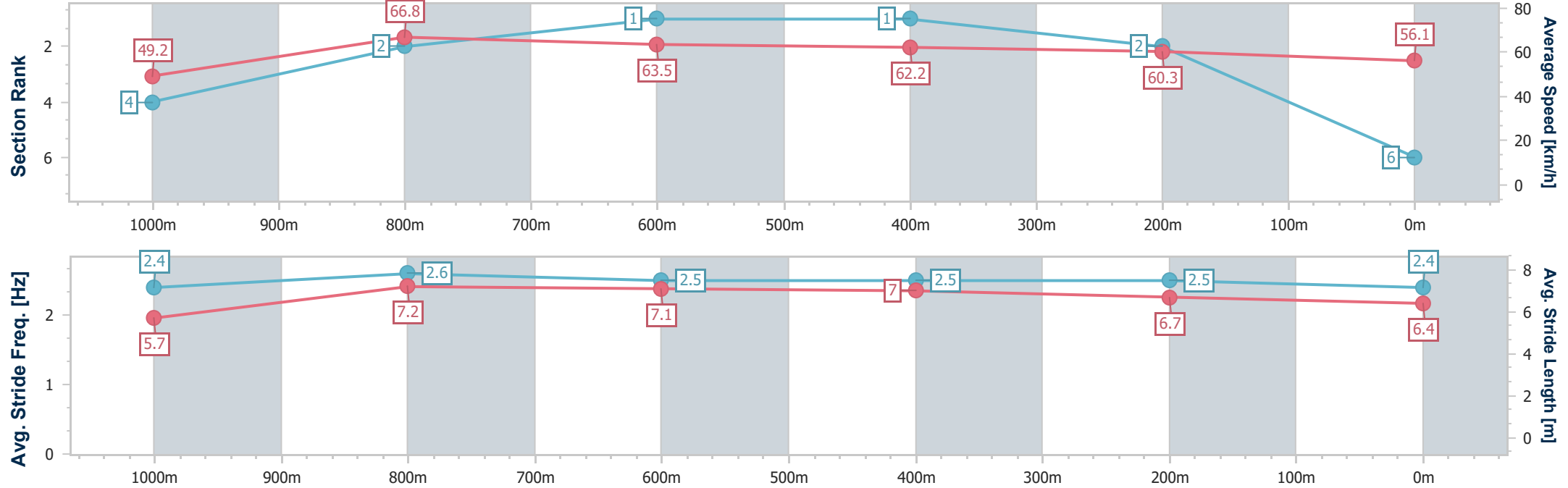
Horse/Jockey Name	Can't Getwhatiwant
Final Rank	6
Fastest Section Time (Section)	0:10.90 (1000m)
Top Speed [km/h] (Section)	68.0 (1000m)
Race State	Finished



ToowoombaProfessional  
Race 4: TAYLOR BUILDING GROUP BENCHMARK 75 Handicap  
- 1200m  
13 December 2025 - 19:20  
Track Rating: Good 4, Weather: Fine, Rail Position: +3m Entire



Section	Overall	1000m	800m	600m	400m	200m							
Section Times	1:13.26 [6] (0:14.63)	0:58.63 [4] (0:10.90)	0:47.73 [2] (0:11.38)	0:36.35 [1] (0:11.64)	0:24.71 [1] (0:11.88)	0:12.83 [2] (0:12.83)							
Average Speed [km/h]	49.2	66.8	63.5	62.2	60.3	56.1							
Top Speed [km/h]	67.7	68.0	64.5	63.2	61.7	58.9							
Avg. Dist. to Rail [m]	6.9	2.9	1.6	0.8	1.0	1.2							
Avg. Stride Freq. [Hz]	2.4	2.6	2.5	2.5	2.5	2.4							
Avg. Stride Length [m]	5.7	7.2	7.1	7.0	6.7	6.4							





# Toowoomba Professional

## Race 5: BROWN FAMILY WINE GROUP Class 3 Handicap - 1100m

13 December 2025 - 19:52



Track Rating: Good 4, Weather: Fine, Rail Position: +3m Entire

Section						Overall	1000m	800m	600m	400m	200m	Last 600m		
Field Times						1:06.61 (0:08.74)	0:57.87 (0:11.69)	0:46.18 (0:11.16)	0:35.02 (0:11.44)	0:23.58 (0:11.61)	0:11.97 (0:11.97)	0:35.02		
Rank	TAB	Horse/Jockey	Barrier	Top Speed [km/h]	Fastest Section							Margin	Distance Travelled [m]	
1	2	THATS ARCHIES GIRL	1	65.6	0:09.20	1:06.61 [1]	0:57.41 [5]	0:46.02 [4]	0:34.69 [3]	0:23.15 [3]	0:11.81 [2]	1:06.61	0:34.69	
		Kelsey Lenton		800m	Overall	(0:09.20)	(0:11.39)	(0:11.33)	(0:11.54)	(0:11.34)	(0:11.81)			
2	4	SAGA'S GIRL	4	66.9	0:09.05	1:06.86 [2]	0:57.81 [3]	0:46.39 [2]	0:35.27 [1]	0:23.83 [1]	0:12.22 [1]	1.48L	0:35.27	+2
		Brooke Stower		1000m	Overall	(0:09.05)	(0:11.42)	(0:11.12)	(0:11.44)	(0:11.61)	(0:12.22)			
3	3	I'M LUCKY TWO	2	64.8	0:08.74	1:06.88 [3]	0:58.14 [1]	0:46.45 [1]	0:35.06 [2]	0:23.47 [2]	0:11.89 [3]	1.6L	0:35.06	+6
		Olivia Kendal		800m	Overall	(0:08.74)	(0:11.69)	(0:11.39)	(0:11.59)	(0:11.58)	(0:11.89)			
4	1	CARRIBEAN KING	6	64.3	0:08.97	1:07.16 [4]	0:58.19 [2]	0:46.57 [3]	0:35.11 [4]	0:23.65 [4]	0:12.14 [4]	3.23L	0:35.11	+5
		Les Tilley		1000m	Overall	(0:08.97)	(0:11.62)	(0:11.46)	(0:11.46)	(0:11.51)	(0:12.14)			
5	8	CASINO CAT	3	65.0	0:09.47	1:07.34 [5]	0:57.87 [6]	0:46.33 [6]	0:35.00 [6]	0:23.41 [6]	0:11.90 [5]	4.34L	0:35.00	-7
		Sarah Robbins		1000m	Overall	(0:09.47)	(0:11.54)	(0:11.33)	(0:11.59)	(0:11.51)	(0:11.90)			
6	5	MYSTERY POWER	5	65.2	0:09.17	1:07.52 [6]	0:58.35 [4]	0:46.63 [5]	0:35.21 [5]	0:23.65 [5]	0:12.02 [6]	5.4L	0:35.21	+6
		Ross O'Sullivan		1000m	Overall	(0:09.17)	(0:11.72)	(0:11.42)	(0:11.56)	(0:11.63)	(0:12.02)			

Scratched: Sapana's Pearl (#6), Beachside Babe (#7)



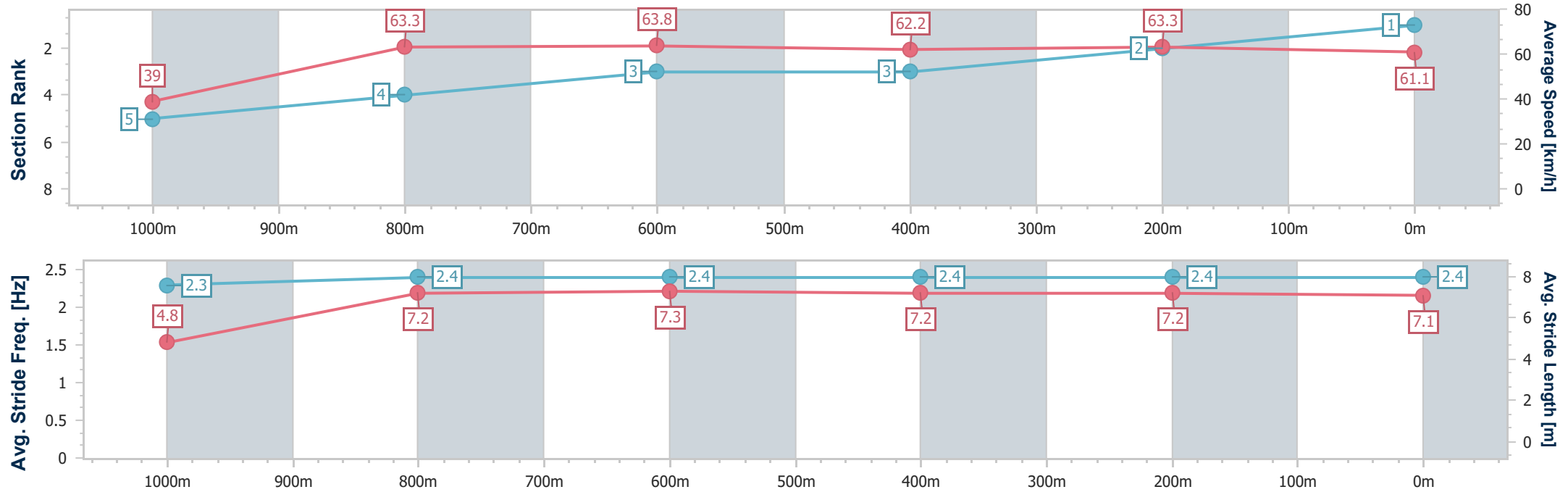
Horse/Jockey Name	Thats Archies Girl
Final Rank	1
Fastest Section Time (Section)	0:09.20 (Overall)
Top Speed [km/h] (Section)	65.6 (800m)
Race State	Finished



ToowoombaProfessional  
Race 5: BROWN FAMILY WINE GROUP Class 3 Handicap - 1100m  
13 December 2025 - 19:52  
Track Rating: Good 4, Weather: Fine, Rail Position: +3m Entire



Section	Overall	1000m	800m	600m	400m	200m								
Section Times	1:06.61 [1] (0:09.20)	0:57.41 [5] (0:11.39)	0:46.02 [4] (0:11.33)	0:34.69 [3] (0:11.54)	0:23.15 [3] (0:11.34)	0:11.81 [2] (0:11.81)								
Average Speed [km/h]	39.0	63.3	63.8	62.2	63.3	61.1								
Top Speed [km/h]	60.6	64.6	65.6	64.2	65.2	63.7								
Avg. Dist. to Rail [m]	2.6	0.5	0.6	0.6	0.5	0.4								
Avg. Stride Freq. [Hz]	2.3	2.4	2.4	2.4	2.4	2.4								
Avg. Stride Length [m]	4.8	7.2	7.3	7.2	7.2	7.1								





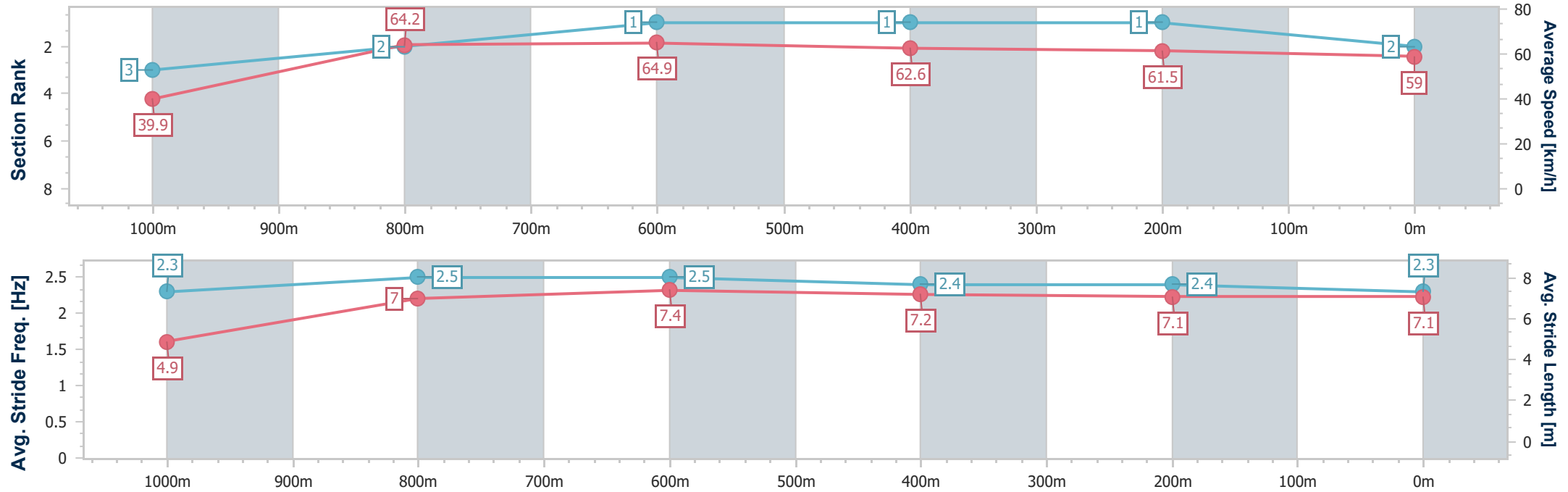
Horse/Jockey Name	Saga's Girl
Final Rank	2
Fastest Section Time (Section)	0:09.05 (Overall)
Top Speed [km/h] (Section)	66.9 (1000m)
Race State	Finished



ToowoombaProfessional  
Race 5: BROWN FAMILY WINE GROUP Class 3 Handicap - 1100m  
13 December 2025 - 19:52  
Track Rating: Good 4, Weather: Fine, Rail Position: +3m Entire



Section	Overall	1000m	800m	600m	400m	200m							
Section Times	1:06.86 [2] (0:09.05)	0:57.81 [3] (0:11.42)	0:46.39 [2] (0:11.12)	0:35.27 [1] (0:11.44)	0:23.83 [1] (0:11.61)	0:12.22 [1] (0:12.22)							
Average Speed [km/h]	39.9	64.2	64.9	62.6	61.5	59.0							
Top Speed [km/h]	61.1	66.9	66.9	63.7	62.6	60.8							
Avg. Dist. to Rail [m]	7.6	5.1	1.1	1.2	1.7	1.1							
Avg. Stride Freq. [Hz]	2.3	2.5	2.5	2.4	2.4	2.3							
Avg. Stride Length [m]	4.9	7.0	7.4	7.2	7.1	7.1							





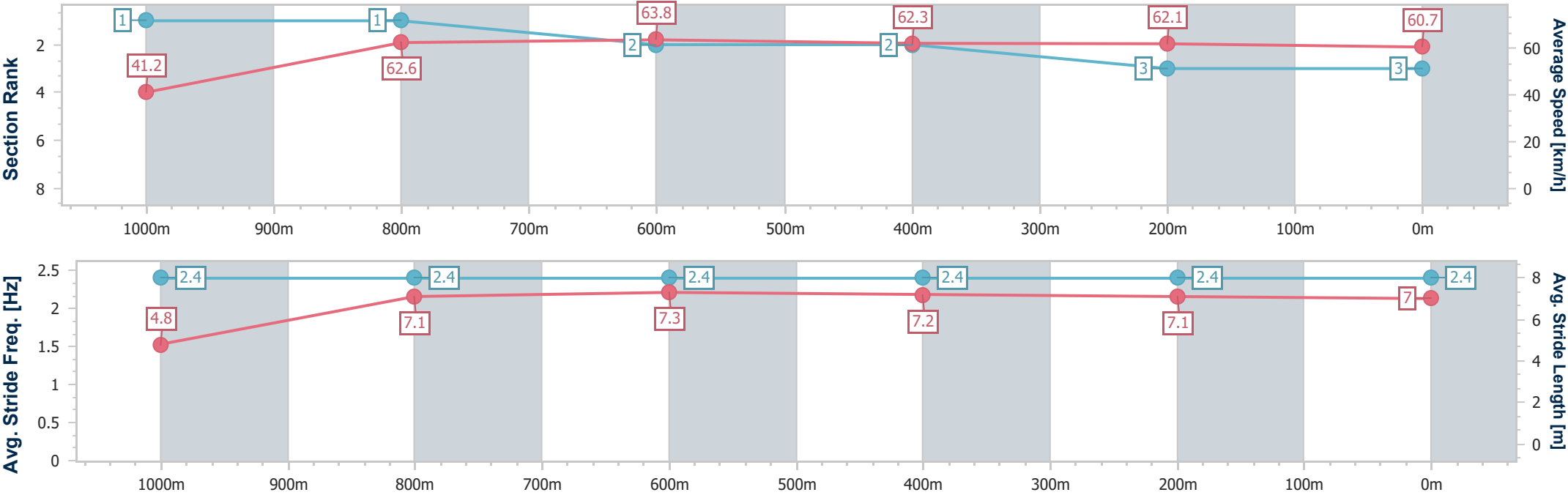
Horse/Jockey Name	I'm Lucky Two
Final Rank	3
Fastest Section Time (Section)	0:08.74 (Overall)
Top Speed [km/h] (Section)	64.8 (800m)
Race State	Finished



ToowoombaProfessional  
Race 5: BROWN FAMILY WINE GROUP Class 3 Handicap - 1100m  
13 December 2025 - 19:52  
Track Rating: Good 4, Weather: Fine, Rail Position: +3m Entire



Section	Overall	1000m	800m	600m	400m	200m							
Section Times	1:06.88 [3] (0:08.74)	0:58.14 [1] (0:11.69)	0:46.45 [1] (0:11.39)	0:35.06 [2] (0:11.59)	0:23.47 [2] (0:11.58)	0:11.89 [3] (0:11.89)							
Average Speed [km/h]	41.2	62.6	63.8	62.3	62.1	60.7							
Top Speed [km/h]	62.2	64.1	64.8	63.6	64.1	61.5							
Avg. Dist. to Rail [m]	3.9	2.9	2.7	0.9	0.7	1.3							
Avg. Stride Freq. [Hz]	2.4	2.4	2.4	2.4	2.4	2.4							
Avg. Stride Length [m]	4.8	7.1	7.3	7.2	7.1	7.0							





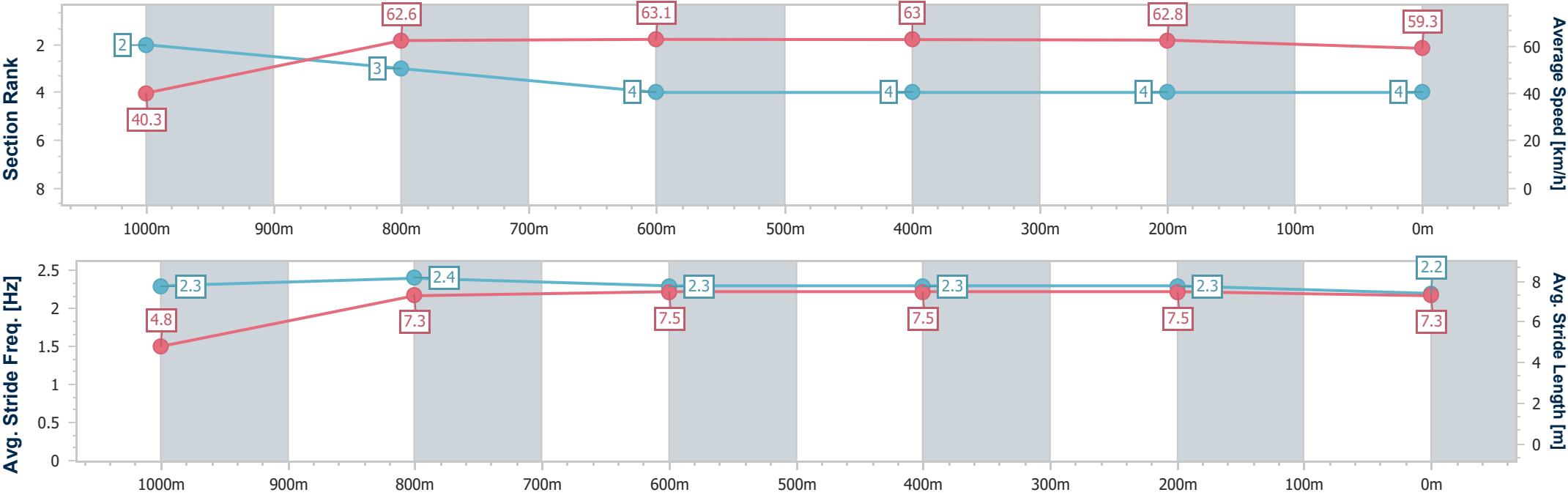
Horse/Jockey Name	Carribean King
Final Rank	4
Fastest Section Time (Section)	0:08.97 (Overall)
Top Speed [km/h] (Section)	64.3 (1000m)
Race State	Finished



ToowoombaProfessional  
Race 5: BROWN FAMILY WINE GROUP Class 3 Handicap - 1100m  
13 December 2025 - 19:52  
Track Rating: Good 4, Weather: Fine, Rail Position: +3m Entire



Section	Overall	1000m	800m	600m	400m	200m							
Section Times	1:07.16 [4] (0:08.97)	0:58.19 [2] (0:11.62)	0:46.57 [3] (0:11.46)	0:35.11 [4] (0:11.46)	0:23.65 [4] (0:11.51)	0:12.14 [4] (0:12.14)							
Average Speed [km/h]	40.3	62.6	63.1	63.0	62.8	59.3							
Top Speed [km/h]	62.1	64.3	64.0	64.1	63.8	61.7							
Avg. Dist. to Rail [m]	8.0	3.5	1.4	0.7	1.1	1.6							
Avg. Stride Freq. [Hz]	2.3	2.4	2.3	2.3	2.3	2.2							
Avg. Stride Length [m]	4.8	7.3	7.5	7.5	7.5	7.3							







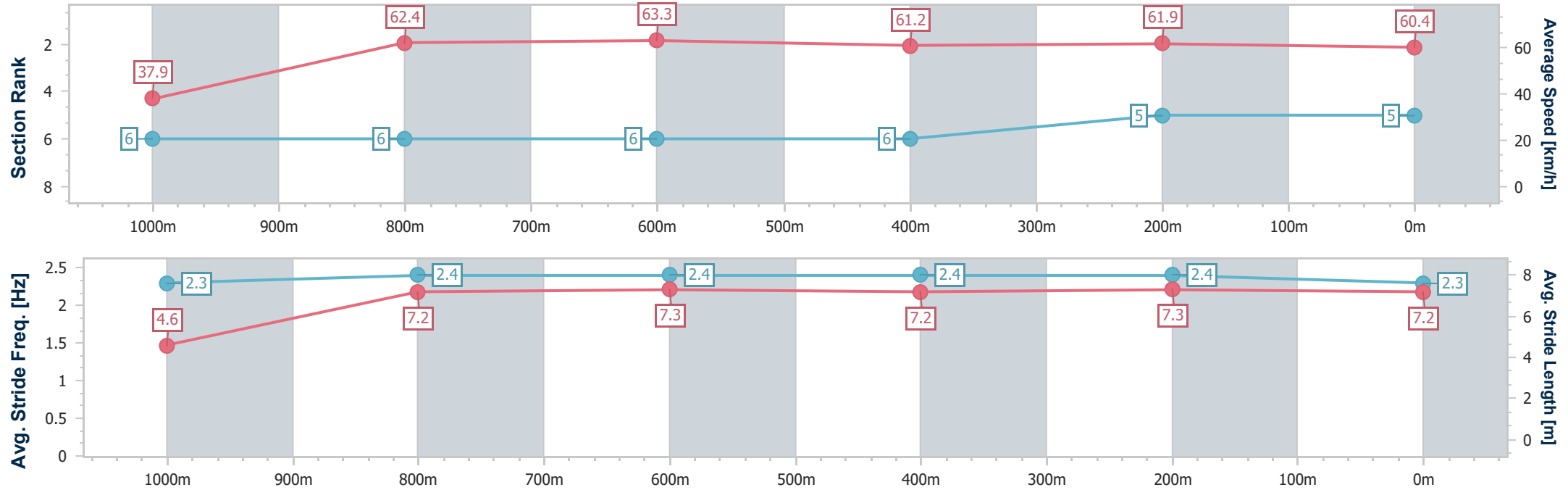
Horse/Jockey Name	Casino Cat
Final Rank	5
Fastest Section Time (Section)	0:09.47 (Overall)
Top Speed [km/h] (Section)	65.0 (1000m)
Race State	Finished



ToowoombaProfessional  
Race 5: BROWN FAMILY WINE GROUP Class 3 Handicap - 1100m  
13 December 2025 - 19:52  
Track Rating: Good 4, Weather: Fine, Rail Position: +3m Entire



Section	Overall	1000m	800m	600m	400m	200m							
Section Times	1:07.34 [5] (0:09.47)	0:57.87 [6] (0:11.54)	0:46.33 [6] (0:11.33)	0:35.00 [6] (0:11.59)	0:23.41 [6] (0:11.51)	0:11.90 [5] (0:11.90)							
Average Speed [km/h]	37.9	62.4	63.3	61.2	61.9	60.4							
Top Speed [km/h]	58.6	65.0	64.6	62.7	63.1	62.0							
Avg. Dist. to Rail [m]	4.1	1.3	2.3	2.4	3.5	3.3							
Avg. Stride Freq. [Hz]	2.3	2.4	2.4	2.4	2.4	2.3							
Avg. Stride Length [m]	4.6	7.2	7.3	7.2	7.3	7.2							





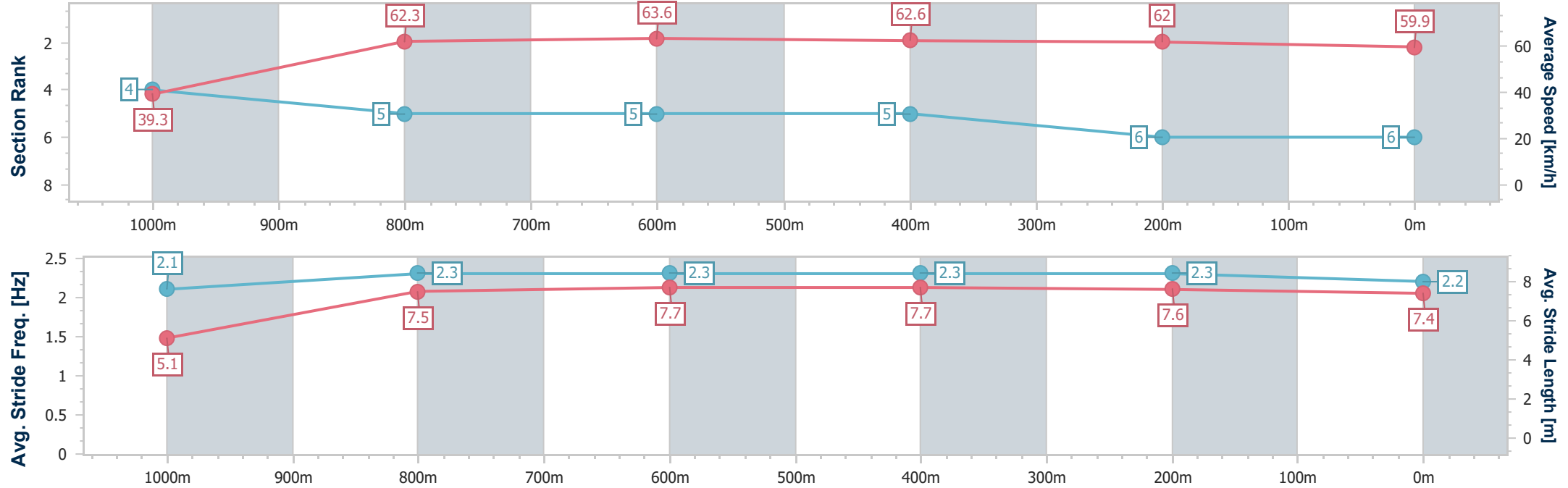
Horse/Jockey Name	Mystery Power
Final Rank	6
Fastest Section Time (Section)	0:09.17 (Overall)
Top Speed [km/h] (Section)	65.2 (1000m)
Race State	Finished



ToowoombaProfessional  
Race 5: BROWN FAMILY WINE GROUP Class 3 Handicap - 1100m  
13 December 2025 - 19:52  
Track Rating: Good 4, Weather: Fine, Rail Position: +3m Entire



Section	Overall	1000m	800m	600m	400m	200m							
Section Times	1:07.52 [6] (0:09.17)	0:58.35 [4] (0:11.72)	0:46.63 [5] (0:11.42)	0:35.21 [5] (0:11.56)	0:23.65 [5] (0:11.63)	0:12.02 [6] (0:12.02)							
Average Speed [km/h]	39.3	62.3	63.6	62.6	62.0	59.9							
Top Speed [km/h]	59.1	65.2	65.0	63.8	62.7	62.4							
Avg. Dist. to Rail [m]	7.0	3.9	3.0	1.2	0.4	0.4							
Avg. Stride Freq. [Hz]	2.1	2.3	2.3	2.3	2.3	2.2							
Avg. Stride Length [m]	5.1	7.5	7.7	7.7	7.6	7.4							





# Toowoomba Professional

## Race 6: ELEGANT BLINDS Maiden Handicap - 870m

13 December 2025 - 20:57



Track Rating: Good 4, Weather: Fine, Rail Position: +3m Entire

Section						Overall	800m	600m	400m	200m	Last 600m			
Field Times						0:50.89 (0:06.73)	0:44.16 (0:10.87)	0:33.29 (0:11.03)	0:22.26 (0:10.91)	0:11.35 (0:11.35)	0:33.29			
Rank	TAB	Horse/Jockey	Barrier	Top Speed [km/h]	Fastest Section							Margin	Distance Travelled [m]	
1	4	VEGA NOVA	7	69.2	0:06.73	0:50.89 [1]	0:44.16 [1]	0:33.29 [1]	0:22.26 [1]	0:11.35 [1]	0:50.89	0:33.29		
		Olivia Kendal		800m	Overall	(0:06.73)	(0:10.87)	(0:11.03)	(0:10.91)	(0:11.35)				
2	9	BRAVE EMMA	2	68.5	0:07.01	0:51.22 [2]	0:44.21 [2]	0:33.35 [2]	0:22.19 [2]	0:11.27 [2]	1.97L	0:33.35 -5		
		Montanna Savva		800m	Overall	(0:07.01)	(0:10.86)	(0:11.16)	(0:10.92)	(0:11.27)				
3	2	HEZA ROMEO	4	67.1	0:07.05	0:51.73 [3]	0:44.68 [4]	0:33.61 [4]	0:22.43 [4]	0:11.29 [3]	4.96L	0:33.61 +3		
		Les Tilley		800m	Overall	(0:07.05)	(0:11.07)	(0:11.18)	(0:11.14)	(0:11.29)				
4	5	COSMIC ARC	6	68.3	0:07.43	0:52.03 [4]	0:44.60 [7]	0:33.65 [7]	0:22.57 [5]	0:11.26 [5]	6.75L	0:33.65 +1		
		Brooke Stower		800m	Overall	(0:07.43)	(0:10.95)	(0:11.08)	(0:11.31)	(0:11.26)				
5	6	STARTLING CAT	3	67.9	0:07.02	0:52.09 [5]	0:45.07 [3]	0:34.14 [3]	0:23.01 [3]	0:11.58 [4]	7.06L	0:34.14 +4		
		Kenji Yoshida		600m	Overall	(0:07.02)	(0:10.93)	(0:11.13)	(0:11.43)	(0:11.58)				
6	7	ICEY	5	66.3	0:07.12	0:52.52 [6]	0:45.40 [5]	0:34.18 [6]	0:22.97 [6]	0:11.52 [6]	9.61L	0:34.18 -1		
		Kelsey Lenton		600m	Overall	(0:07.12)	(0:11.22)	(0:11.21)	(0:11.45)	(0:11.52)				
7	3	PRAIRIE LASS	1	66.7	0:07.20	0:53.69 [7]	0:46.49 [6]	0:35.41 [5]	0:24.06 [7]	0:12.25 [7]	16.5L	0:35.41 -3		
		Sarah Robbins		800m	Overall	(0:07.20)	(0:11.08)	(0:11.35)	(0:11.81)	(0:12.25)				

Scratched: Pull The Catch (#1), Shaken Martini (#8)



Horse/Jockey Name	Vega Nova
Final Rank	1
Fastest Section Time (Section)	0:06.73 (Overall)
Top Speed [km/h] (Section)	69.2 (800m)
Race State	Finished

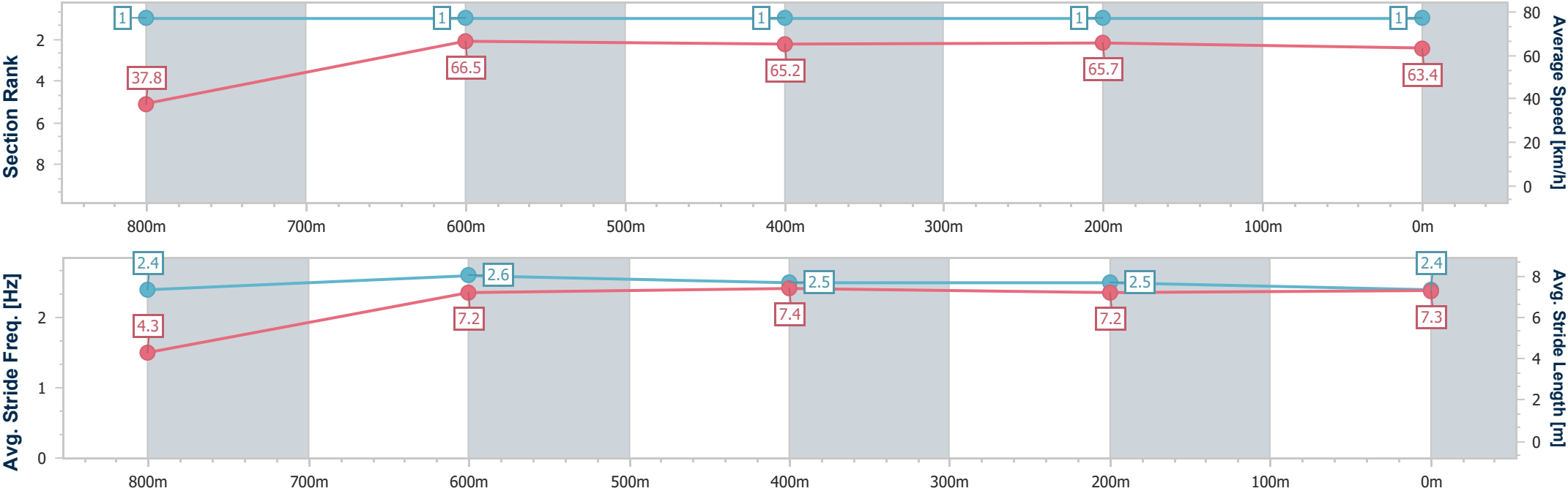


ToowoombaProfessional  
Race 6: ELEGANT BLINDS Maiden Handicap - 870m



13 December 2025 - 20:57  
Track Rating: Good 4, Weather: Fine, Rail Position: +3m Entire

Section	Overall	800m	600m	400m	200m										
Section Times	0:50.89 [1] (0:06.73)	0:44.16 [1] (0:10.87)	0:33.29 [1] (0:11.03)	0:22.26 [1] (0:10.91)	0:11.35 [1] (0:11.35)										
Average Speed [km/h]	37.8	66.5	65.2	65.7	63.4										
Top Speed [km/h]	63.5	69.2	66.2	66.7	64.9										
Avg. Dist. to Rail [m]	5.6	3.3	0.7	2.1	1.6										
Avg. Stride Freq. [Hz]	2.4	2.6	2.5	2.5	2.4										
Avg. Stride Length [m]	4.3	7.2	7.4	7.2	7.3										



[ ] Ranking at each section and finish  
- - - - No data available at this section  
NA No data available



Horse/Jockey Name	Brave Emma
Final Rank	2
Fastest Section Time (Section)	0:07.01 (Overall)
Top Speed [km/h] (Section)	68.5 (800m)
Race State	Finished

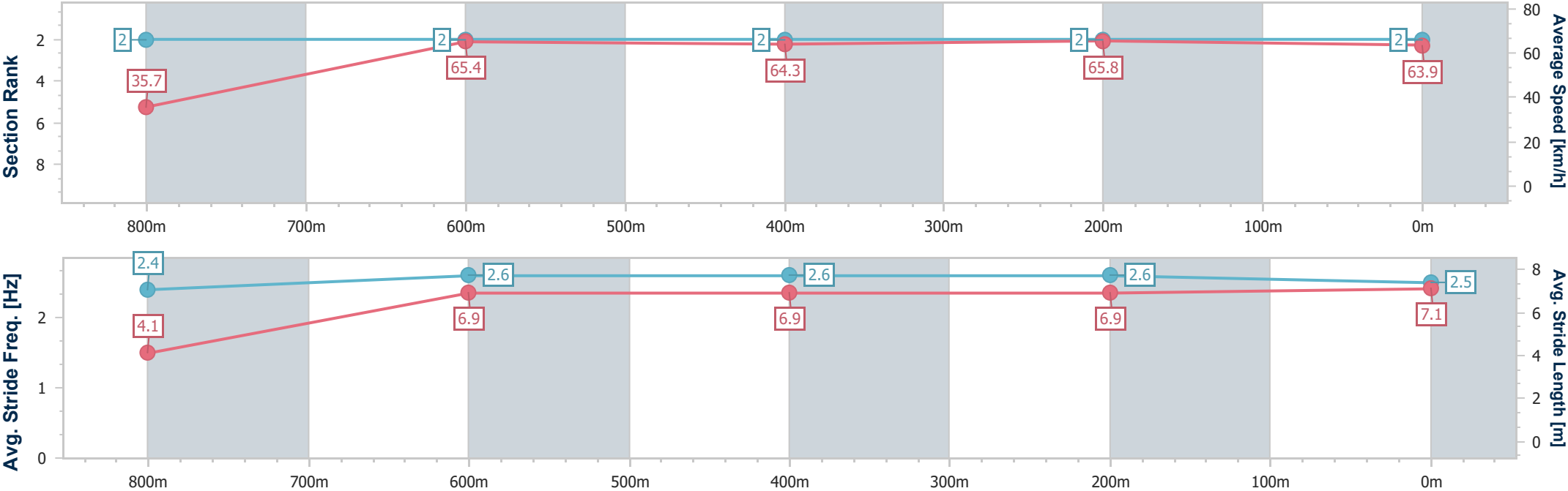


ToowoombaProfessional  
Race 6: ELEGANT BLINDS Maiden Handicap - 870m



13 December 2025 - 20:57  
Track Rating: Good 4, Weather: Fine, Rail Position: +3m Entire

Section	Overall	800m	600m	400m	200m										
Section Times	0:51.22 [2] (0:07.01)	0:44.21 [2] (0:10.86)	0:33.35 [2] (0:11.16)	0:22.19 [2] (0:10.92)	0:11.27 [2] (0:11.27)										
Average Speed [km/h]	35.7	65.4	64.3	65.8	63.9										
Top Speed [km/h]	62.8	68.5	67.9	67.4	66.3										
Avg. Dist. to Rail [m]	6.5	5.3	1.4	0.4	0.3										
Avg. Stride Freq. [Hz]	2.4	2.6	2.6	2.6	2.5										
Avg. Stride Length [m]	4.1	6.9	6.9	6.9	7.1										



[ ] Ranking at each section and finish  
-.-.- No data available at this section  
NA No data available



Horse/Jockey Name	Heza Romeo
Final Rank	3
Fastest Section Time (Section)	0:07.05 (Overall)
Top Speed [km/h] (Section)	67.1 (800m)
Race State	Finished

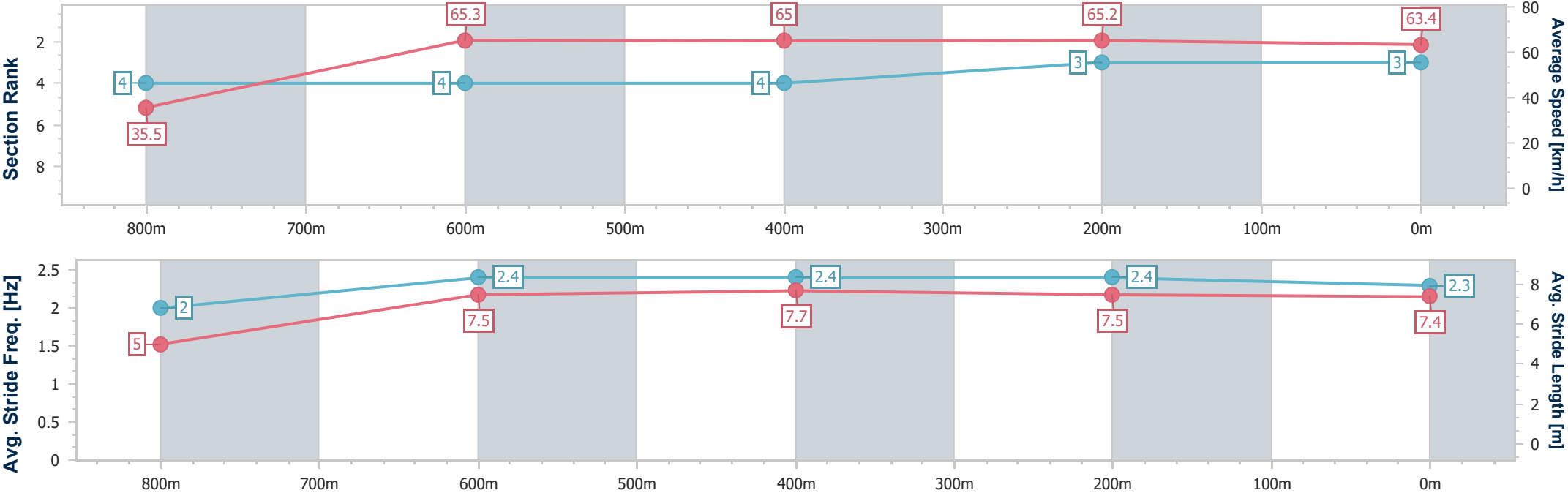


ToowoombaProfessional  
Race 6: ELEGANT BLINDS Maiden Handicap - 870m



13 December 2025 - 20:57  
Track Rating: Good 4, Weather: Fine, Rail Position: +3m Entire

Section	Overall	800m	600m	400m	200m														
Section Times	0:51.73 [3] (0:07.05)	0:44.68 [4] (0:11.07)	0:33.61 [4] (0:11.18)	0:22.43 [4] (0:11.14)	0:11.29 [3] (0:11.29)														
Average Speed [km/h]	35.5	65.3	65.0	65.2	63.4														
Top Speed [km/h]	62.3	67.1	66.2	66.1	65.4														
Avg. Dist. to Rail [m]	1.2	1.4	1.4	2.7	1.8														
Avg. Stride Freq. [Hz]	2.0	2.4	2.4	2.4	2.3														
Avg. Stride Length [m]	5.0	7.5	7.7	7.5	7.4														



[ ] Ranking at each section and finish  
-.-.- No data available at this section  
NA No data available



Horse/Jockey Name	Cosmic Arc
Final Rank	4
Fastest Section Time (Section)	0:07.43 (Overall)
Top Speed [km/h] (Section)	68.3 (800m)
Race State	Finished

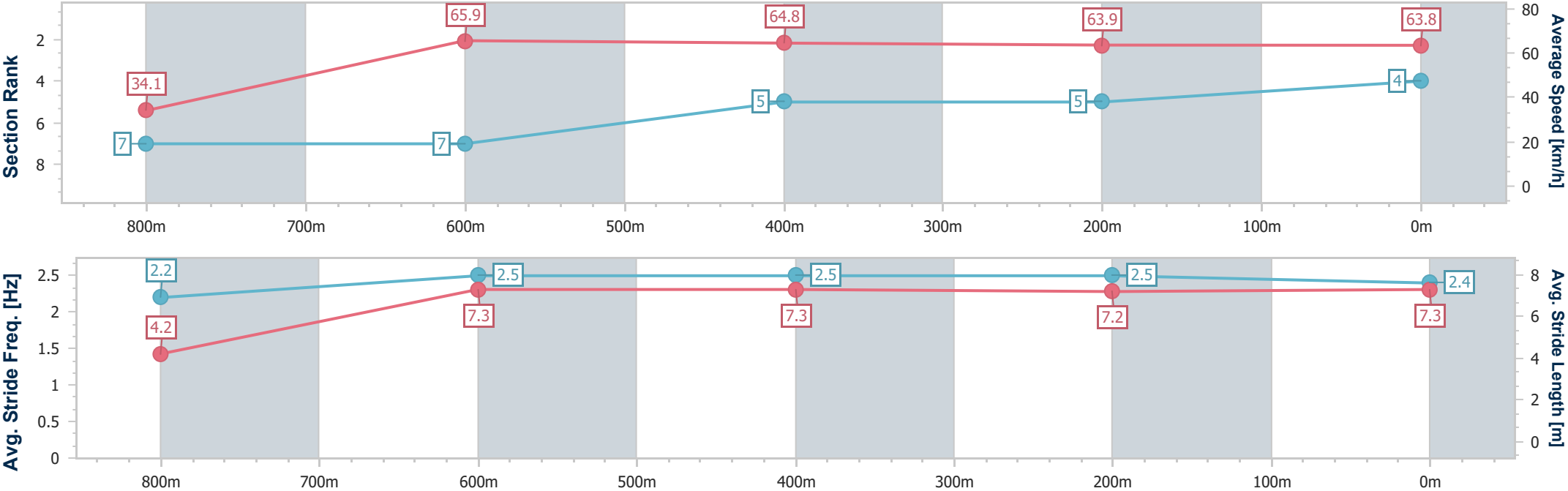


ToowoombaProfessional  
Race 6: ELEGANT BLINDS Maiden Handicap - 870m



13 December 2025 - 20:57  
Track Rating: Good 4, Weather: Fine, Rail Position: +3m Entire

Section	Overall	800m	600m	400m	200m														
Section Times	0:52.03 [4] (0:07.43)	0:44.60 [7] (0:10.95)	0:33.65 [7] (0:11.08)	0:22.57 [5] (0:11.31)	0:11.26 [5] (0:11.26)														
Average Speed [km/h]	34.1	65.9	64.8	63.9	63.8														
Top Speed [km/h]	60.8	68.3	67.7	65.6	65.1														
Avg. Dist. to Rail [m]	1.4	1.5	0.5	1.3	0.5														
Avg. Stride Freq. [Hz]	2.2	2.5	2.5	2.5	2.4														
Avg. Stride Length [m]	4.2	7.3	7.3	7.2	7.3														





Horse/Jockey Name	Startling Cat
Final Rank	5
Fastest Section Time (Section)	0:07.02 (Overall)
Top Speed [km/h] (Section)	67.9 (600m)
Race State	Finished

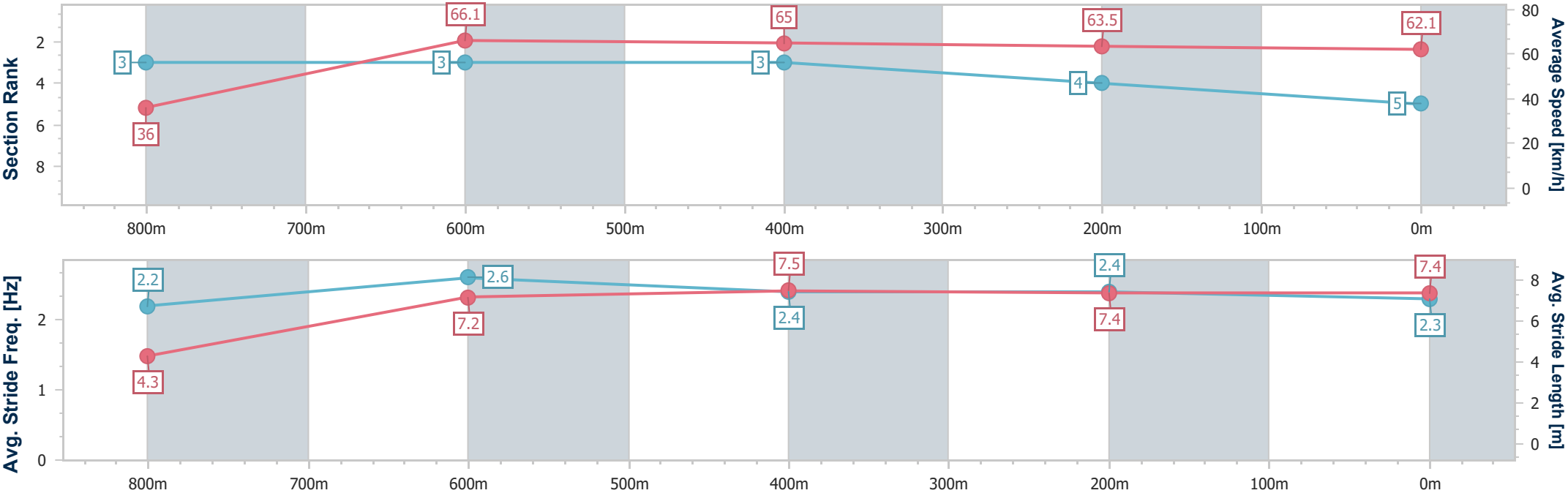


ToowoombaProfessional  
Race 6: ELEGANT BLINDS Maiden Handicap - 870m



13 December 2025 - 20:57  
Track Rating: Good 4, Weather: Fine, Rail Position: +3m Entire

Section	Overall	800m	600m	400m	200m														
Section Times	0:52.09 [5] (0:07.02)	0:45.07 [3] (0:10.93)	0:34.14 [3] (0:11.13)	0:23.01 [3] (0:11.43)	0:11.58 [4] (0:11.58)														
Average Speed [km/h]	36.0	66.1	65.0	63.5	62.1														
Top Speed [km/h]	62.2	67.9	67.9	64.6	63.8														
Avg. Dist. to Rail [m]	1.2	1.7	1.0	2.0	1.4														
Avg. Stride Freq. [Hz]	2.2	2.6	2.4	2.4	2.3														
Avg. Stride Length [m]	4.3	7.2	7.5	7.4	7.4														







Horse/Jockey Name	Icey
Final Rank	6
Fastest Section Time (Section)	0:07.12 (Overall)
Top Speed [km/h] (Section)	66.3 (600m)
Race State	Finished

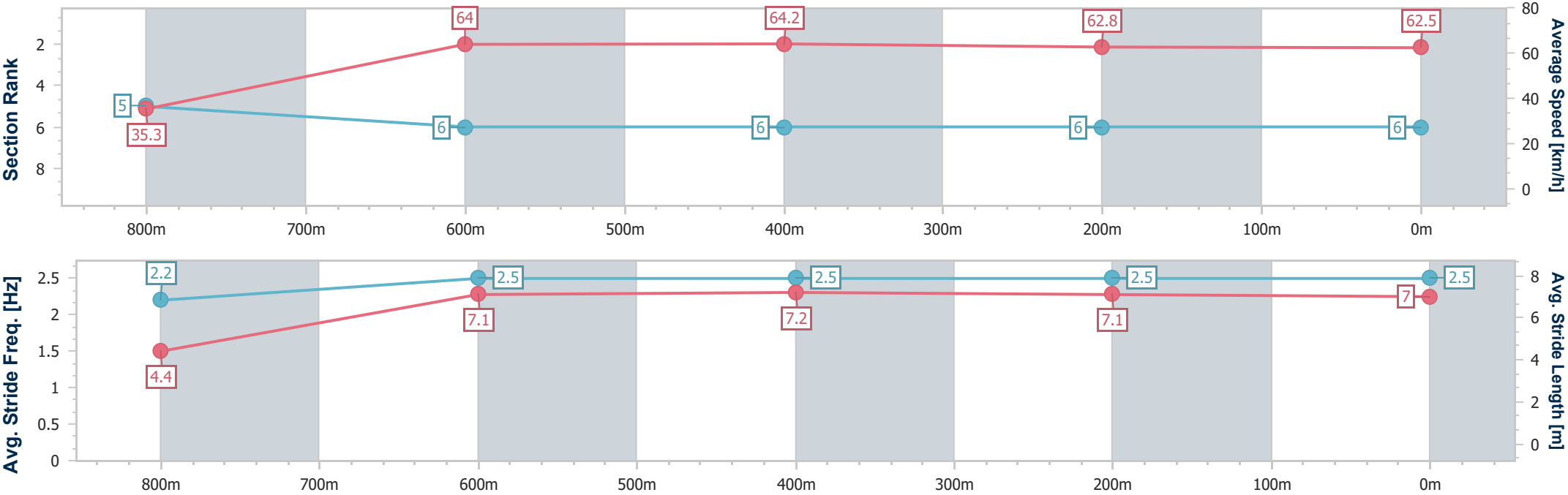


ToowoombaProfessional  
Race 6: ELEGANT BLINDS Maiden Handicap - 870m



13 December 2025 - 20:57  
Track Rating: Good 4, Weather: Fine, Rail Position: +3m Entire

Section	Overall	800m	600m	400m	200m										
Section Times	0:52.52 [6] (0:07.12)	0:45.40 [5] (0:11.22)	0:34.18 [6] (0:11.21)	0:22.97 [6] (0:11.45)	0:11.52 [6] (0:11.52)										
Average Speed [km/h]	35.3	64.0	64.2	62.8	62.5										
Top Speed [km/h]	59.9	66.2	66.3	64.5	63.0										
Avg. Dist. to Rail [m]	1.1	1.1	0.3	0.3	0.6										
Avg. Stride Freq. [Hz]	2.2	2.5	2.5	2.5	2.5										
Avg. Stride Length [m]	4.4	7.1	7.2	7.1	7.0										



- [ ] Ranking at each section and finish
- .-.- No data available at this section
- NA No data available



Horse/Jockey Name	Prairie Lass
Final Rank	7
Fastest Section Time (Section)	0:07.20 (Overall)
Top Speed [km/h] (Section)	66.7 (800m)
Race State	Finished

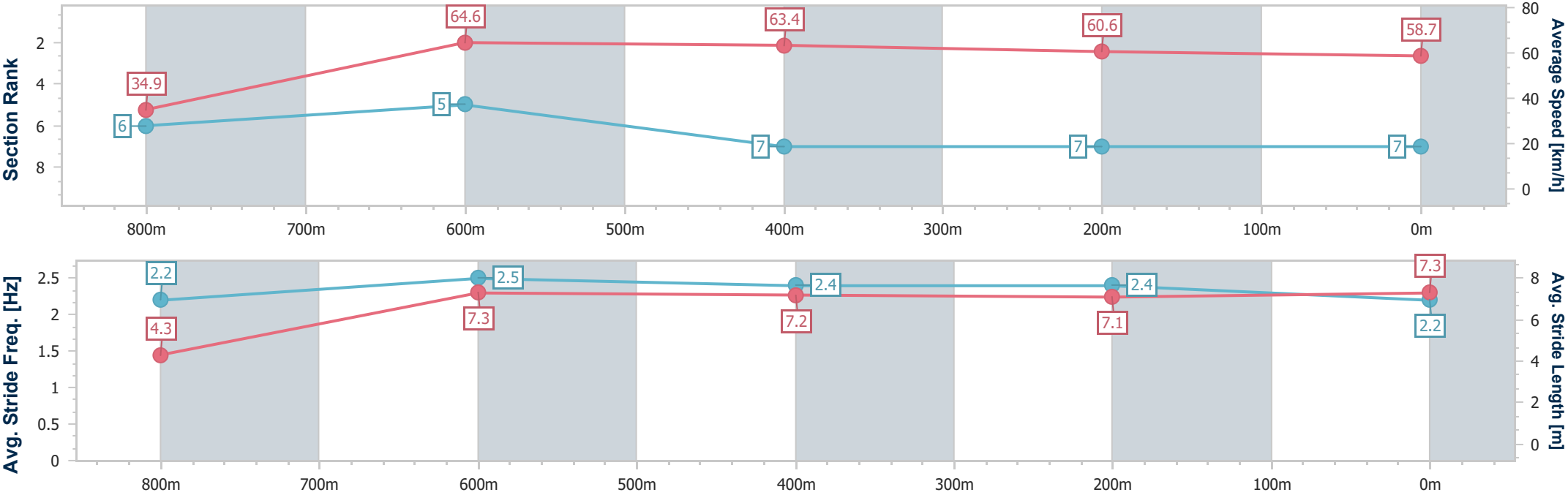


ToowoombaProfessional  
Race 6: ELEGANT BLINDS Maiden Handicap - 870m



13 December 2025 - 20:57  
Track Rating: Good 4, Weather: Fine, Rail Position: +3m Entire

Section	Overall	800m	600m	400m	200m														
Section Times	0:53.69 [7] (0:07.20)	0:46.49 [6] (0:11.08)	0:35.41 [5] (0:11.35)	0:24.06 [7] (0:11.81)	0:12.25 [7] (0:12.25)														
Average Speed [km/h]	34.9	64.6	63.4	60.6	58.7														
Top Speed [km/h]	61.5	66.7	66.6	62.4	60.6														
Avg. Dist. to Rail [m]	6.1	2.6	0.7	1.1	0.6														
Avg. Stride Freq. [Hz]	2.2	2.5	2.4	2.4	2.2														
Avg. Stride Length [m]	4.3	7.3	7.2	7.1	7.3														



- [ ] Ranking at each section and finish
- .-.- No data available at this section
- NA No data available



Toowoomba Professional  
Race 7: SHERRIN RENTALS Maiden Plate - 1625m  
13 December 2025 - 21:34



Track Rating: Good 4, Weather: Fine, Rail Position: +3m Entire

Section						Overall	1400m	1200m	1000m	800m	600m	400m	Last 600m		
Field Times						1:40.61 (0:15.38)	1:25.23 (0:10.89)	1:14.34 (0:11.89)	1:02.45 (0:12.58)	0:49.87 (0:12.39)	0:37.48 (0:12.29)	0:25.19 (0:12.31)	0:37.48		
Rank	TAB	Horse/Jockey	Barrier	Top Speed [km/h]	Fastest Section									Distance Travelled [m]	
1	7	STROMBOLI DELIGHT	4	68.3	0:11.07	1:40.61 [1]	1:25.16 [2]	1:14.09 [2]	1:02.23 [2]	0:49.77 [2]	0:37.48 [1]	0:25.19 [1]	0:37.48		
		Les Tilley		Overall	1400m	(0:15.45)	(0:11.07)	(0:11.86)	(0:12.46)	(0:12.29)	(0:12.29)	(0:12.31)			
2	1	ATTACK FORCE	9	66.9	0:11.40	1:40.84 [2]	1:24.50 [8]	1:13.10 [8]	1:00.99 [9]	0:48.64 [8]	0:36.51 [8]	0:24.38 [7]	0:36.51 +3		
		Kelsey Lenton		Overall	1400m	(0:16.34)	(0:11.40)	(0:12.11)	(0:12.35)	(0:12.13)	(0:12.13)	(0:12.19)			
3	2	CONCADOR	5	67.4	0:11.19	1:40.93 [3]	1:24.73 [7]	1:13.54 [6]	1:01.43 [6]	0:48.91 [7]	0:36.73 [7]	0:24.46 [8]	0:36.73 -7		
		Billie-Rose Andrew		Overall	1400m	(0:16.20)	(0:11.19)	(0:12.11)	(0:12.52)	(0:12.18)	(0:12.27)	(0:12.37)			
4	8	STYLISH ANGEL	2	69.0	0:10.89	1:41.02 [4]	1:25.64 [1]	1:14.75 [1]	1:02.86 [1]	0:50.28 [1]	0:37.79 [2]	0:25.56 [2]	0:37.79 -8		
		Rob Thorburn		Overall	1400m	(0:15.38)	(0:10.89)	(0:11.89)	(0:12.58)	(0:12.49)	(0:12.23)	(0:12.30)			
5	4	ROIGARD	8	67.3	0:11.59	1:41.11 [5]	1:25.25 [5]	1:13.66 [7]	1:01.55 [7]	0:49.17 [6]	0:37.05 [6]	0:24.75 [6]	0:37.05 +2		
		Sarah Robbins		Overall	1400m	(0:15.86)	(0:11.59)	(0:12.11)	(0:12.38)	(0:12.12)	(0:12.30)	(0:12.31)			
6	9	STRIKE ME PINK	7	68.1	0:11.21	1:42.12 [6]	1:26.23 [6]	1:15.02 [5]	1:03.05 [5]	0:50.53 [5]	0:38.30 [5]	0:25.85 [5]	0:38.30 -5		
		Olivia Kendal		Overall	1400m	(0:15.89)	(0:11.21)	(0:11.97)	(0:12.52)	(0:12.23)	(0:12.45)	(0:12.79)			
7	10	ACTS ALONE	3	68.5	0:11.20	1:42.26 [7]	1:26.50 [4]	1:15.30 [4]	1:03.33 [4]	0:50.93 [4]	0:38.59 [4]	0:26.18 [4]	0:38.59 -8		
		Matthew Palmer		Overall	1400m	(0:15.76)	(0:11.20)	(0:11.97)	(0:12.40)	(0:12.34)	(0:12.41)	(0:12.76)			
8	6	VIZSTAR	6	67.8	0:11.14	1:42.34 [8]	1:26.77 [3]	1:15.63 [3]	1:03.63 [3]	0:51.17 [3]	0:38.90 [3]	0:26.33 [3]	0:38.90 +0		
		Brooke Stower		Overall	1400m	(0:15.57)	(0:11.14)	(0:12.00)	(0:12.46)	(0:12.27)	(0:12.57)	(0:12.83)			
9	11	TSAR JOKER	1	66.7	0:11.46	1:43.08 [9]	1:26.69 [9]	1:15.23 [9]	1:03.31 [8]	0:50.64 [9]	0:38.30 [9]	0:25.91 [9]	0:38.30 -8		
		Jade Metcalfe		Overall	1400m	(0:16.39)	(0:11.46)	(0:11.92)	(0:12.67)	(0:12.34)	(0:12.39)	(0:12.67)			

Scratched: Samphire Green (#5), Two Time Girl (#13), Ohh Errol (#12), Enidzel (#3)



Toowoomba Professional  
Race 7: SHERRIN RENTALS Maiden Plate - 1625m  
13 December 2025 - 21:34



Track Rating: Good 4, Weather: Fine, Rail Position: +3m Entire

Section Field Times				200m 0:12.88 (0:12.88)		Last 600m 0:37.48			
Rank	TAB	Horse/Jockey	Barrier	Top Speed [km/h]	Fastest Section	Margin			Distance Travelled [m]
1	7	STROMBOLI DELIGHT	4	68.3	0:11.07	0:12.88 [1]	1:40.61		0:37.48
		Les Tilley		Overall	1400m	(0:12.88)			
2	1	ATTACK FORCE	9	66.9	0:11.40	0:12.19 [3]	1.35L		0:36.51 +3
		Kelsey Lenton		Overall	1400m	(0:12.19)			
3	2	CONCADOR	5	67.4	0:11.19	0:12.09 [6]	1.87L		0:36.73 -7
		Billie-Rose Andrew		Overall	1400m	(0:12.09)			
4	8	STYLISH ANGEL	2	69.0	0:10.89	0:13.26 [2]	2.4L		0:37.79 -8
		Rob Thorburn		Overall	1400m	(0:13.26)			
5	4	ROIGARD	8	67.3	0:11.59	0:12.44 [4]	2.95L		0:37.05 +2
		Sarah Robbins		Overall	1400m	(0:12.44)			
6	9	STRIKE ME PINK	7	68.1	0:11.21	0:13.06 [8]	8.91L		0:38.30 -5
		Olivia Kendal		Overall	1400m	(0:13.06)			
7	10	ACTS ALONE	3	68.5	0:11.20	0:13.42 [5]	9.74L		0:38.59 -8
		Matthew Palmer		Overall	1400m	(0:13.42)			
8	6	VIZSTAR	6	67.8	0:11.14	0:13.50 [7]	10.18L		0:38.90 +0
		Brooke Stower		Overall	1400m	(0:13.50)			
9	11	TSAR JOKER	1	66.7	0:11.46	0:13.24 [9]	14.52L		0:38.30 -8
		Jade Metcalfe		Overall	1400m	(0:13.24)			

Scratched: Samphire Green (#5), Two Time Girl (#13), Ohh Errol (#12), Enidzel (#3)



Horse/Jockey Name	Stromboli Delight
Final Rank	1
Fastest Section Time (Section)	0:11.07 (1400m)
Top Speed [km/h] (Section)	68.3 (Overall)
Race State	Finished

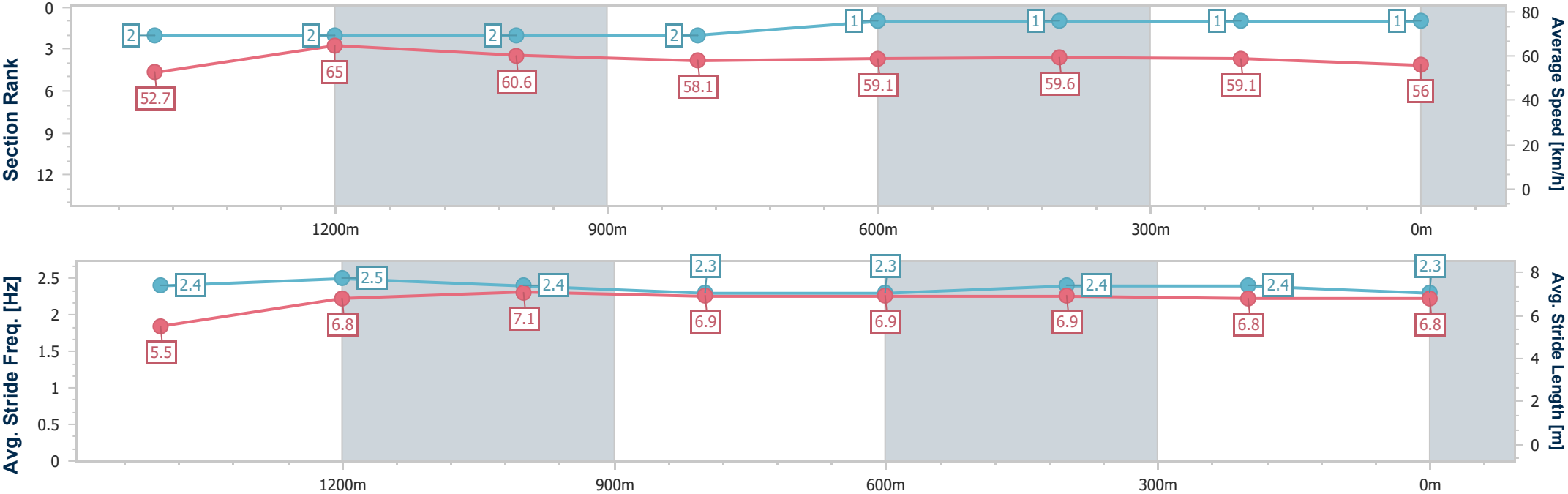


ToowoombaProfessional  
Race 7: SHERRIN RENTALS Maiden Plate - 1625m



13 December 2025 - 21:34  
Track Rating: Good 4, Weather: Fine, Rail Position: +3m Entire

Section	Overall	1400m	1200m	1000m	800m	600m	400m	200m					
Section Times	1:40.61 [1] (0:15.45)	1:25.16 [2] (0:11.07)	1:14.09 [2] (0:11.86)	1:02.23 [2] (0:12.46)	0:49.77 [2] (0:12.29)	0:37.48 [1] (0:12.29)	0:25.19 [1] (0:12.31)	0:12.88 [1] (0:12.88)					
Average Speed [km/h]	52.7	65.0	60.6	58.1	59.1	59.6	59.1	56.0					
Top Speed [km/h]	68.3	68.0	62.1	58.9	59.7	60.0	60.7	57.7					
Avg. Dist. to Rail [m]	3.5	0.3	1.1	1.3	2.4	3.1	2.7	1.9					
Avg. Stride Freq. [Hz]	2.4	2.5	2.4	2.3	2.3	2.4	2.4	2.3					
Avg. Stride Length [m]	5.5	6.8	7.1	6.9	6.9	6.9	6.8	6.8					



- [ ] Ranking at each section and finish
- .-.- No data available at this section
- NA No data available



Horse/Jockey Name	Attack Force
Final Rank	2
Fastest Section Time (Section)	0:11.40 (1400m)
Top Speed [km/h] (Section)	66.9 (Overall)
Race State	Finished

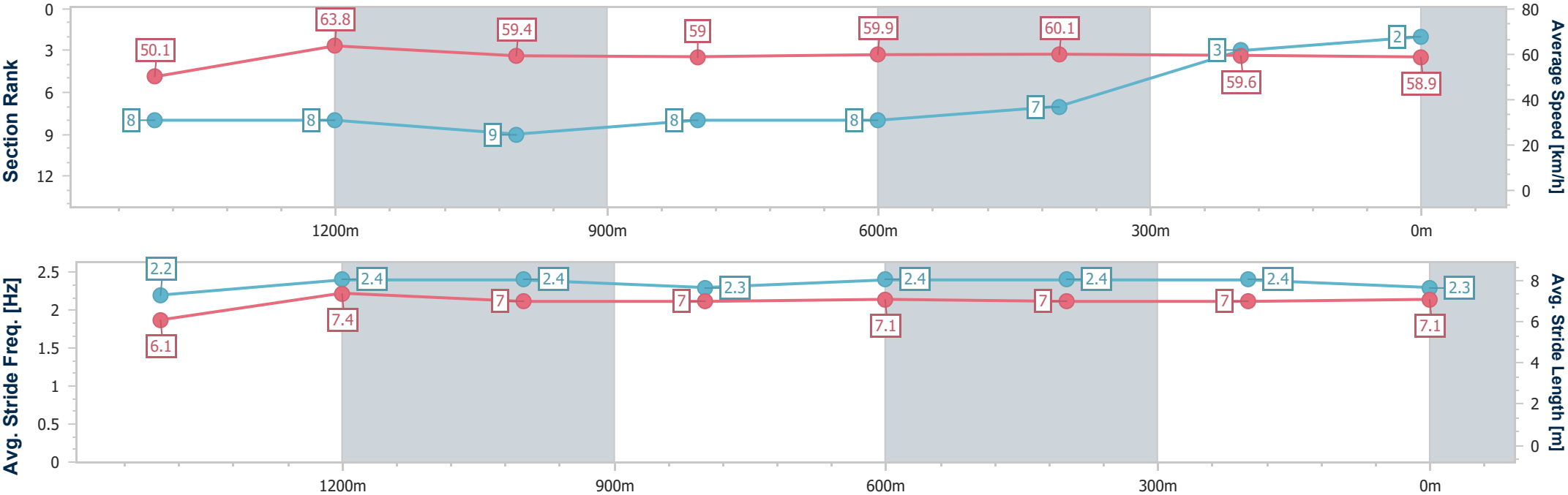


ToowoombaProfessional  
Race 7: SHERRIN RENTALS Maiden Plate - 1625m



13 December 2025 - 21:34  
Track Rating: Good 4, Weather: Fine, Rail Position: +3m Entire

Section	Overall	1400m	1200m	1000m	800m	600m	400m	200m					
Section Times	1:40.84 [2] (0:16.34)	1:24.50 [8] (0:11.40)	1:13.10 [8] (0:12.11)	1:00.99 [9] (0:12.35)	0:48.64 [8] (0:12.13)	0:36.51 [8] (0:12.13)	0:24.38 [7] (0:12.19)	0:12.19 [3] (0:12.19)					
Average Speed [km/h]	50.1	63.8	59.4	59.0	59.9	60.1	59.6	58.9					
Top Speed [km/h]	66.9	66.8	61.5	59.9	61.7	61.6	60.5	59.7					
Avg. Dist. to Rail [m]	6.3	1.7	2.8	2.4	3.3	2.7	2.5	3.2					
Avg. Stride Freq. [Hz]	2.2	2.4	2.4	2.3	2.4	2.4	2.4	2.3					
Avg. Stride Length [m]	6.1	7.4	7.0	7.0	7.1	7.0	7.0	7.1					



- [ ] Ranking at each section and finish
- .-.- No data available at this section
- NA No data available



Horse/Jockey Name	Concador
Final Rank	3
Fastest Section Time (Section)	0:11.19 (1400m)
Top Speed [km/h] (Section)	67.4 (Overall)
Race State	Finished



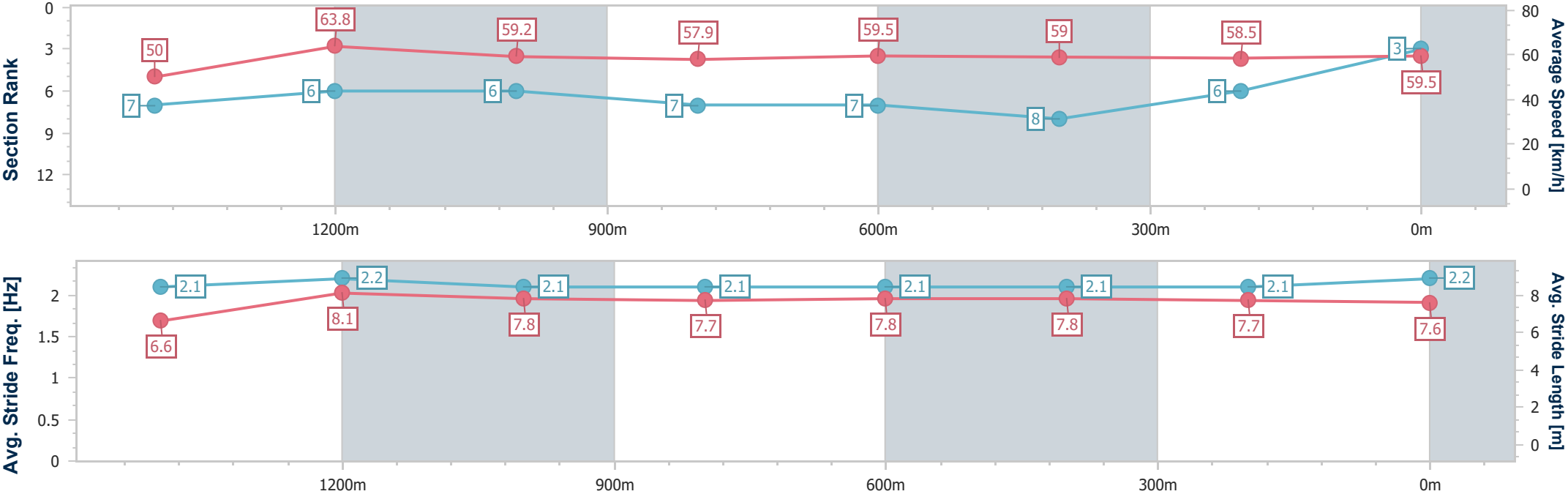
ToowoombaProfessional  
Race 7: SHERRIN RENTALS Maiden Plate - 1625m



13 December 2025 - 21:34

Track Rating: Good 4, Weather: Fine, Rail Position: +3m Entire

Section	Overall	1400m	1200m	1000m	800m	600m	400m	200m					
Section Times	1:40.93 [3] (0:16.20)	1:24.73 [7] (0:11.19)	1:13.54 [6] (0:12.11)	1:01.43 [6] (0:12.52)	0:48.91 [7] (0:12.18)	0:36.73 [7] (0:12.27)	0:24.46 [8] (0:12.37)	0:12.09 [6] (0:12.09)					
Average Speed [km/h]	50.0	63.8	59.2	57.9	59.5	59.0	58.5	59.5					
Top Speed [km/h]	67.4	66.6	60.6	58.5	62.3	60.4	59.5	60.2					
Avg. Dist. to Rail [m]	3.3	1.9	1.0	1.9	2.2	0.7	1.4	4.0					
Avg. Stride Freq. [Hz]	2.1	2.2	2.1	2.1	2.1	2.1	2.1	2.2					
Avg. Stride Length [m]	6.6	8.1	7.8	7.7	7.8	7.8	7.7	7.6					





Horse/Jockey Name	Stylish Angel
Final Rank	4
Fastest Section Time (Section)	0:10.89 (1400m)
Top Speed [km/h] (Section)	69.0 (Overall)
Race State	Finished

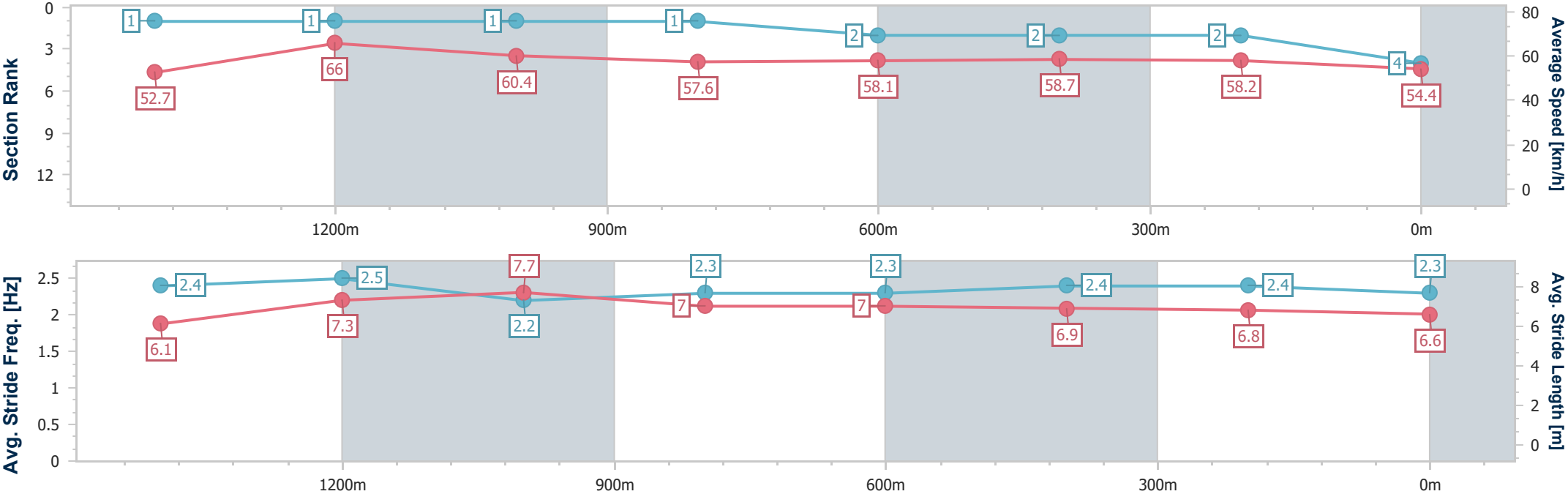


ToowoombaProfessional  
Race 7: SHERRIN RENTALS Maiden Plate - 1625m



13 December 2025 - 21:34  
Track Rating: Good 4, Weather: Fine, Rail Position: +3m Entire

Section	Overall	1400m	1200m	1000m	800m	600m	400m	200m					
Section Times	1:41.02 [4] (0:15.38)	1:25.64 [1] (0:10.89)	1:14.75 [1] (0:11.89)	1:02.86 [1] (0:12.58)	0:50.28 [1] (0:12.49)	0:37.79 [2] (0:12.23)	0:25.56 [2] (0:12.30)	0:13.26 [2] (0:13.26)					
Average Speed [km/h]	52.7	66.0	60.4	57.6	58.1	58.7	58.2	54.4					
Top Speed [km/h]	69.0	68.8	63.4	59.2	58.7	60.1	60.0	56.6					
Avg. Dist. to Rail [m]	2.7	0.7	0.6	1.3	1.5	0.3	1.3	1.2					
Avg. Stride Freq. [Hz]	2.4	2.5	2.2	2.3	2.3	2.4	2.4	2.3					
Avg. Stride Length [m]	6.1	7.3	7.7	7.0	7.0	6.9	6.8	6.6					



[ ] Ranking at each section and finish  
- - - - - No data available at this section  
NA No data available





Horse/Jockey Name	Roigard
Final Rank	5
Fastest Section Time (Section)	0:11.59 (1400m)
Top Speed [km/h] (Section)	67.3 (Overall)
Race State	Finished



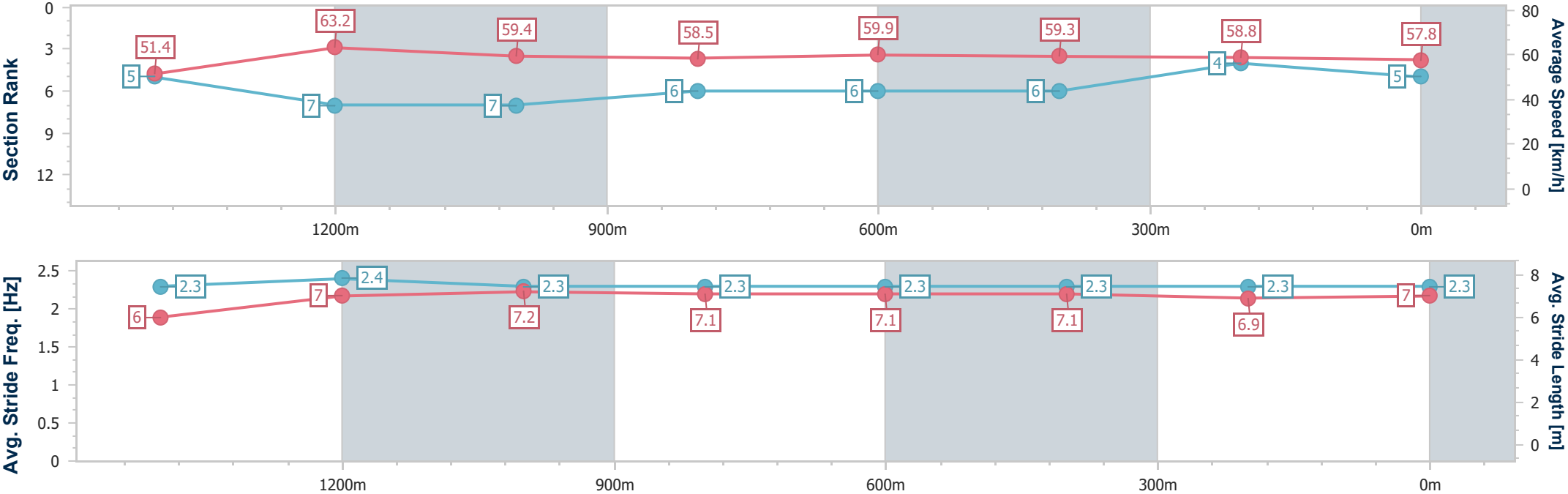
ToowoombaProfessional  
Race 7: SHERRIN RENTALS Maiden Plate - 1625m



13 December 2025 - 21:34

Track Rating: Good 4, Weather: Fine, Rail Position: +3m Entire

Section	Overall	1400m	1200m	1000m	800m	600m	400m	200m					
Section Times	1:41.11 [5] (0:15.86)	1:25.25 [5] (0:11.59)	1:13.66 [7] (0:12.11)	1:01.55 [7] (0:12.38)	0:49.17 [6] (0:12.12)	0:37.05 [6] (0:12.30)	0:24.75 [6] (0:12.31)	0:12.44 [4] (0:12.44)					
Average Speed [km/h]	51.4	63.2	59.4	58.5	59.9	59.3	58.8	57.8					
Top Speed [km/h]	67.3	66.4	61.2	59.1	61.4	60.9	59.5	58.8					
Avg. Dist. to Rail [m]	7.2	2.0	2.4	2.2	2.3	1.8	2.3	2.5					
Avg. Stride Freq. [Hz]	2.3	2.4	2.3	2.3	2.3	2.3	2.3	2.3					
Avg. Stride Length [m]	6.0	7.0	7.2	7.1	7.1	7.1	6.9	7.0					



- [ ] Ranking at each section and finish
- .-.- No data available at this section
- NA No data available



Horse/Jockey Name	Strike Me Pink
Final Rank	6
Fastest Section Time (Section)	0:11.21 (1400m)
Top Speed [km/h] (Section)	68.1 (Overall)
Race State	Finished

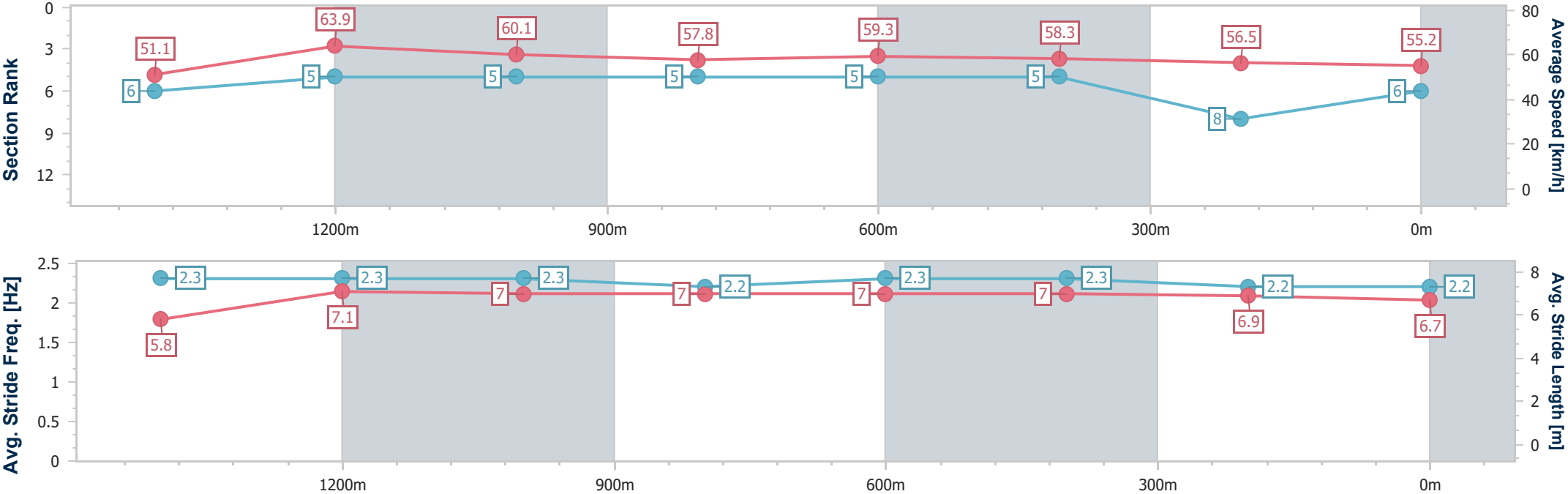


ToowoombaProfessional  
Race 7: SHERRIN RENTALS Maiden Plate - 1625m



13 December 2025 - 21:34  
Track Rating: Good 4, Weather: Fine, Rail Position: +3m Entire

Section	Overall	1400m	1200m	1000m	800m	600m	400m	200m					
Section Times	1:42.12 [6] (0:15.89)	1:26.23 [6] (0:11.21)	1:15.02 [5] (0:11.97)	1:03.05 [5] (0:12.52)	0:50.53 [5] (0:12.23)	0:38.30 [5] (0:12.45)	0:25.85 [5] (0:12.79)	0:13.06 [8] (0:13.06)					
Average Speed [km/h]	51.1	63.9	60.1	57.8	59.3	58.3	56.5	55.2					
Top Speed [km/h]	68.1	67.0	62.1	59.7	60.2	59.7	57.3	57.7					
Avg. Dist. to Rail [m]	3.8	1.2	0.8	1.3	2.6	2.0	0.7	1.2					
Avg. Stride Freq. [Hz]	2.3	2.3	2.3	2.2	2.3	2.3	2.2	2.2					
Avg. Stride Length [m]	5.8	7.1	7.0	7.0	7.0	7.0	6.9	6.7					



- [ ] Ranking at each section and finish
- .-.- No data available at this section
- NA No data available



Horse/Jockey Name	Acts Alone
Final Rank	7
Fastest Section Time (Section)	0:11.20 (1400m)
Top Speed [km/h] (Section)	68.5 (Overall)
Race State	Finished

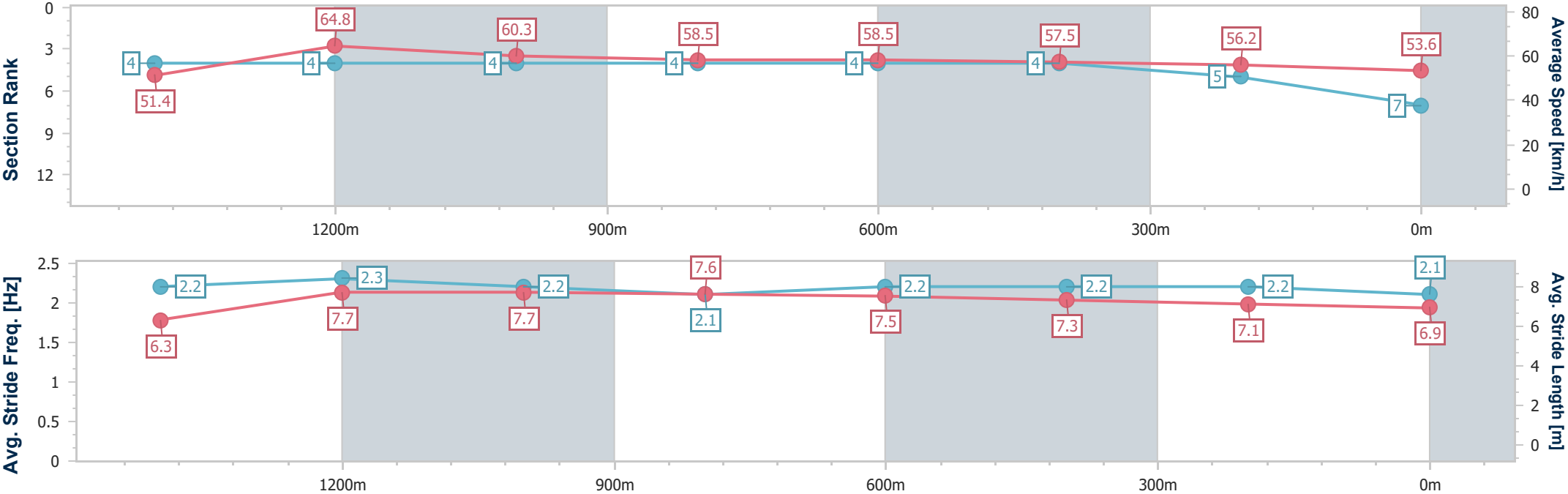


ToowoombaProfessional  
Race 7: SHERRIN RENTALS Maiden Plate - 1625m



13 December 2025 - 21:34  
Track Rating: Good 4, Weather: Fine, Rail Position: +3m Entire

Section	Overall	1400m	1200m	1000m	800m	600m	400m	200m					
Section Times	1:42.26 [7] (0:15.76)	1:26.50 [4] (0:11.20)	1:15.30 [4] (0:11.97)	1:03.33 [4] (0:12.40)	0:50.93 [4] (0:12.34)	0:38.59 [4] (0:12.41)	0:26.18 [4] (0:12.76)	0:13.42 [5] (0:13.42)					
Average Speed [km/h]	51.4	64.8	60.3	58.5	58.5	57.5	56.2	53.6					
Top Speed [km/h]	68.5	68.4	62.5	59.7	59.9	59.8	56.9	55.4					
Avg. Dist. to Rail [m]	2.1	1.5	3.1	2.6	1.0	1.7	1.7	1.6					
Avg. Stride Freq. [Hz]	2.2	2.3	2.2	2.1	2.2	2.2	2.2	2.1					
Avg. Stride Length [m]	6.3	7.7	7.7	7.6	7.5	7.3	7.1	6.9					



[ ] Ranking at each section and finish  
-.-.- No data available at this section  
NA No data available



Horse/Jockey Name	Vizstar
Final Rank	8
Fastest Section Time (Section)	0:11.14 (1400m)
Top Speed [km/h] (Section)	67.8 (Overall)
Race State	Finished



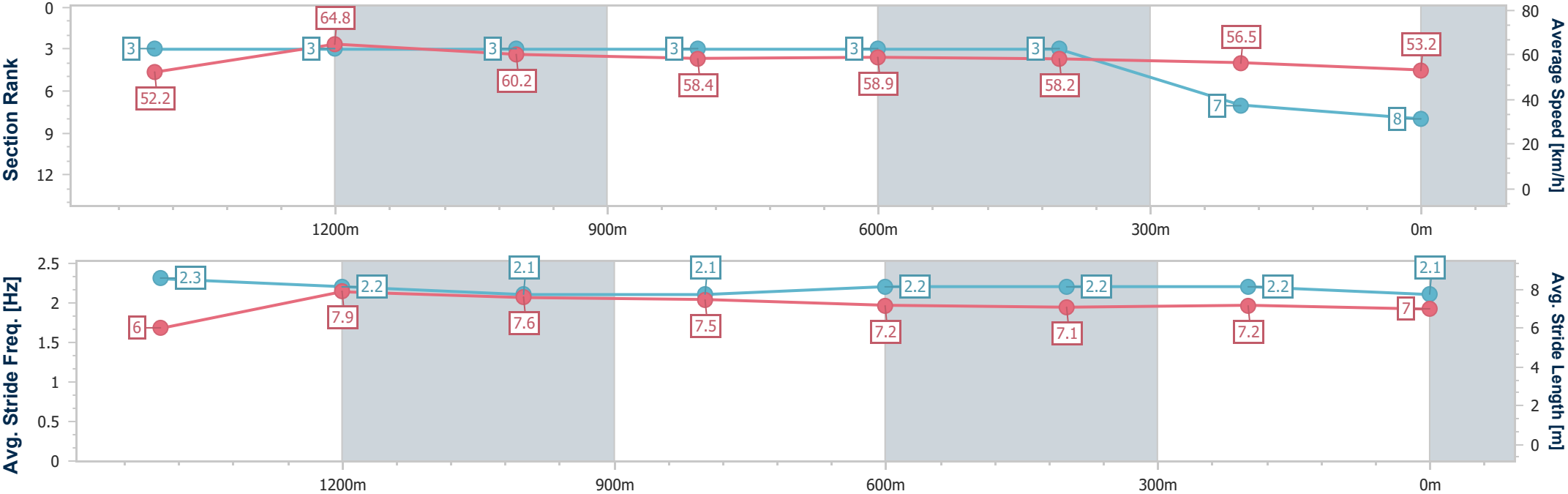
ToowoombaProfessional  
Race 7: SHERRIN RENTALS Maiden Plate - 1625m



13 December 2025 - 21:34

Track Rating: Good 4, Weather: Fine, Rail Position: +3m Entire

Section	Overall	1400m	1200m	1000m	800m	600m	400m	200m					
Section Times	1:42.34 [8] (0:15.57)	1:26.77 [3] (0:11.14)	1:15.63 [3] (0:12.00)	1:03.63 [3] (0:12.46)	0:51.17 [3] (0:12.27)	0:38.90 [3] (0:12.57)	0:26.33 [3] (0:12.83)	0:13.50 [7] (0:13.50)					
Average Speed [km/h]	52.2	64.8	60.2	58.4	58.9	58.2	56.5	53.2					
Top Speed [km/h]	67.8	66.0	62.8	59.0	60.5	59.7	57.7	55.3					
Avg. Dist. to Rail [m]	4.0	0.6	2.8	2.4	2.2	2.7	1.7	2.2					
Avg. Stride Freq. [Hz]	2.3	2.2	2.1	2.1	2.2	2.2	2.2	2.1					
Avg. Stride Length [m]	6.0	7.9	7.6	7.5	7.2	7.1	7.2	7.0					





Horse/Jockey Name	Tsar Joker
Final Rank	9
Fastest Section Time (Section)	0:11.46 (1400m)
Top Speed [km/h] (Section)	66.7 (Overall)
Race State	Finished



ToowoombaProfessional  
Race 7: SHERRIN RENTALS Maiden Plate - 1625m



13 December 2025 - 21:34

Track Rating: Good 4, Weather: Fine, Rail Position: +3m Entire

Section	Overall	1400m	1200m	1000m	800m	600m	400m	200m					
Section Times	1:43.08 [9] (0:16.39)	1:26.69 [9] (0:11.46)	1:15.23 [9] (0:11.92)	1:03.31 [8] (0:12.67)	0:50.64 [9] (0:12.34)	0:38.30 [9] (0:12.39)	0:25.91 [9] (0:12.67)	0:13.24 [9] (0:13.24)					
Average Speed [km/h]	49.2	62.1	60.5	57.6	58.8	58.1	56.6	54.4					
Top Speed [km/h]	66.7	65.5	61.6	59.7	60.9	60.4	57.5	55.7					
Avg. Dist. to Rail [m]	2.7	1.2	1.3	3.1	2.2	0.5	0.9	0.7					
Avg. Stride Freq. [Hz]	2.2	2.3	2.3	2.3	2.3	2.3	2.3	2.2					
Avg. Stride Length [m]	6.1	7.4	7.3	7.1	7.0	7.0	6.9	6.8					

