



Sunshine Coast Professional
Race 1: MARTIN COLLINS AUSTRALIA Colts, Geldings & Entires Maiden
Plate - 1000m
14 December 2025 - 12:24



Track Rating: Good 4, Weather: Overcast, Rail Position: +7m Entire Course.

Section						Overall	800m	600m	400m	200m	Last 600m		
Field Times						0:58.67 (0:13.57)	0:45.10 (0:10.93)	0:34.17 (0:11.30)	0:22.87 (0:11.08)	0:11.79 (0:11.79)	0:34.17		
Rank	TAB	Horse/Jockey	Barrier	Top Speed [km/h]	Fastest Section							Margin	Distance Travelled [m]
1	4	TARA'S REWARD	3	68.4	0:10.93	0:58.67 [1]	0:45.10 [1]	0:34.17 [1]	0:22.87 [1]	0:11.79 [1]	0:58.67	0:34.17	
		Damien Thornton		Overall	800m	(0:13.57)	(0:10.93)	(0:11.30)	(0:11.08)	(0:11.79)			
2	2	GUNNIE GUNFIGHTER	4	67.7	0:10.95	0:58.87 [2]	0:45.18 [2]	0:34.23 [2]	0:22.93 [2]	0:11.83 [2]	1.17L	0:34.23 +2	
		Cody Collis		Overall	800m	(0:13.69)	(0:10.95)	(0:11.30)	(0:11.10)	(0:11.83)			
3	3	RALOS STAR	5	67.7	0:10.92	0:58.95 [3]	0:44.93 [4]	0:34.01 [4]	0:22.87 [4]	0:11.71 [3]	1.65L	0:34.01 -1	
		Paul Hamblin		800m	800m	(0:14.02)	(0:10.92)	(0:11.14)	(0:11.16)	(0:11.71)			
4	7	WALLY'S BOY	1	67.6	0:10.98	0:59.17 [4]	0:45.43 [3]	0:34.45 [3]	0:23.09 [3]	0:11.85 [4]	2.93L	0:34.45 +1	
		Dale Smith		800m	800m	(0:13.74)	(0:10.98)	(0:11.36)	(0:11.24)	(0:11.85)			
5	1	FACTNOT FICTION	6	69.0	0:10.92	0:59.50 [5]	0:45.47 [5]	0:34.55 [5]	0:23.37 [5]	0:12.08 [5]	4.87L	0:34.55 +5	
		Nathan Thomas		Overall	800m	(0:14.03)	(0:10.92)	(0:11.18)	(0:11.29)	(0:12.08)			
6	6	ILKLEY ROAD	2	65.7	0:11.18	1:00.63 [6]	0:46.26 [6]	0:35.08 [6]	0:23.80 [6]	0:12.34 [6]	11.49L	0:35.08 +1	
		Cejay Graham		800m	800m	(0:14.37)	(0:11.18)	(0:11.28)	(0:11.46)	(0:12.34)			

Scratched: Dragon Link (#5)



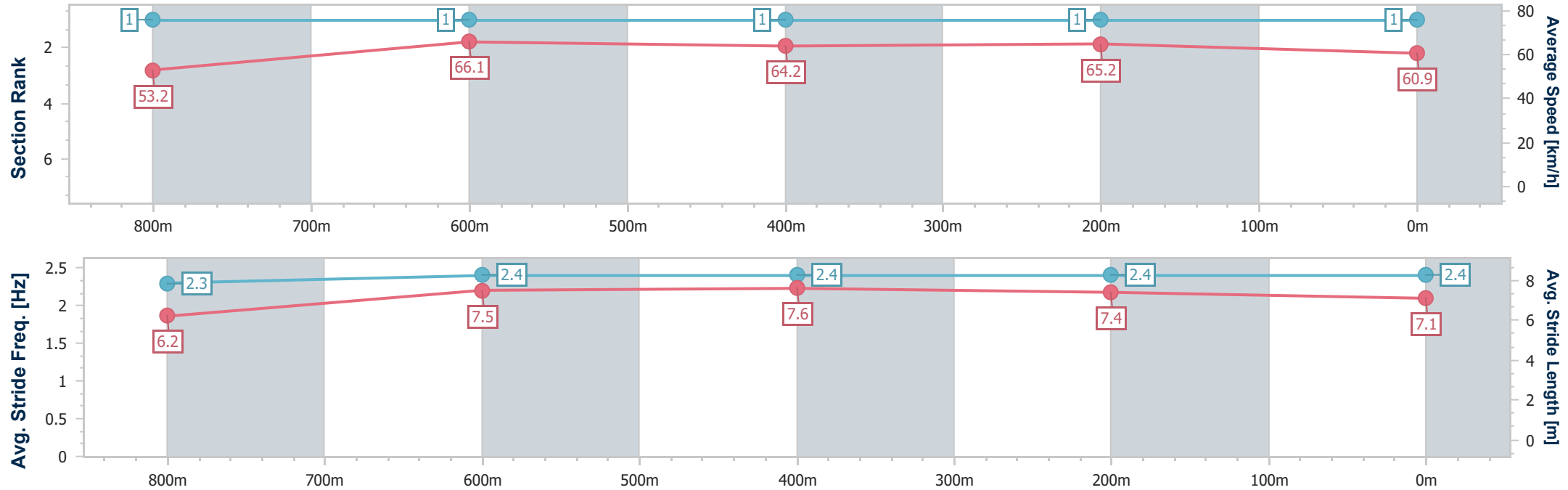
Horse/Jockey Name	Tara's Reward
Final Rank	1
Fastest Section Time (Section)	0:10.93 (800m)
Top Speed [km/h] (Section)	68.4 (Overall)
Race State	Finished



Sunshine CoastProfessional
Race 1: MARTIN COLLINS AUSTRALIA Colts, Geldings & Entires Maiden Plate - 1000m
14 December 2025 - 12:24
Track Rating: Good 4, Weather: Overcast, Rail Position: +7m Entire Course.



Section	Overall	800m	600m	400m	200m										
Section Times	0:58.67 [1] (0:13.57)	0:45.10 [1] (0:10.93)	0:34.17 [1] (0:11.30)	0:22.87 [1] (0:11.08)	0:11.79 [1] (0:11.79)										
Average Speed [km/h]	53.2	66.1	64.2	65.2	60.9										
Top Speed [km/h]	68.4	68.2	65.5	66.0	64.2										
Avg. Dist. to Rail [m]	4.8	1.9	1.3	1.4	0.9										
Avg. Stride Freq. [Hz]	2.3	2.4	2.4	2.4	2.4										
Avg. Stride Length [m]	6.2	7.5	7.6	7.4	7.1										





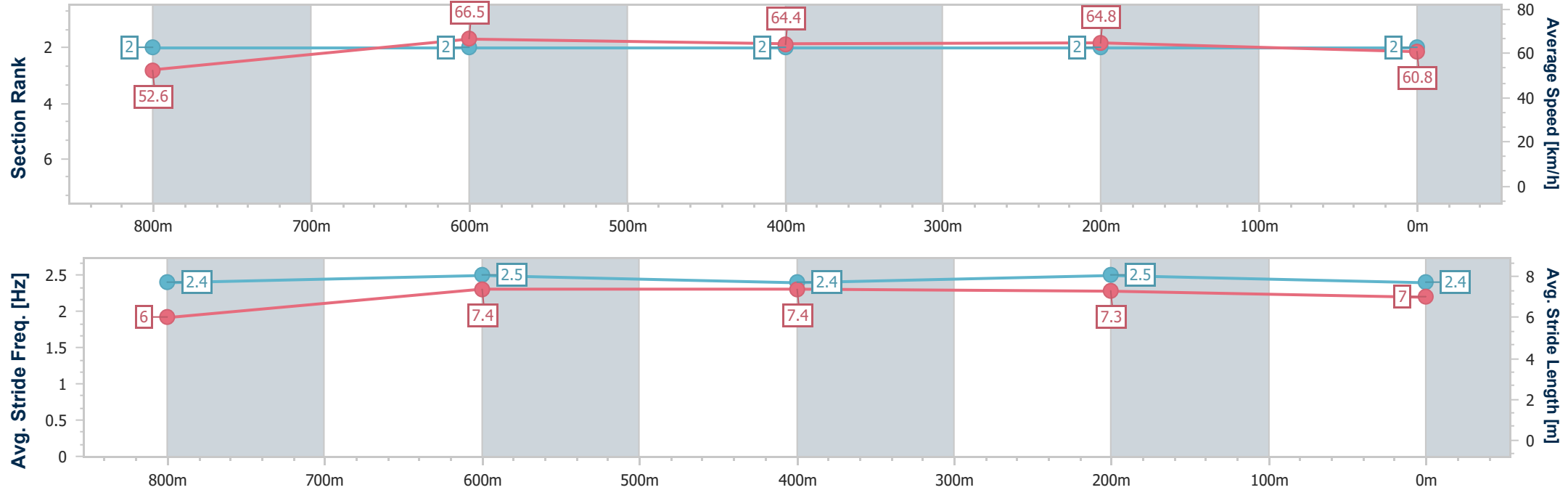
Horse/Jockey Name	Gunnie Gunfighter
Final Rank	2
Fastest Section Time (Section)	0:10.95 (800m)
Top Speed [km/h] (Section)	67.7 (Overall)
Race State	Finished



Sunshine CoastProfessional
Race 1: MARTIN COLLINS AUSTRALIA Colts, Geldings & Entires Maiden Plate - 1000m
14 December 2025 - 12:24
Track Rating: Good 4, Weather: Overcast, Rail Position: +7m Entire Course.



Section	Overall	800m	600m	400m	200m														
Section Times	0:58.87 [2] (0:13.69)	0:45.18 [2] (0:10.95)	0:34.23 [2] (0:11.30)	0:22.93 [2] (0:11.10)	0:11.83 [2] (0:11.83)														
Average Speed [km/h]	52.6	66.5	64.4	64.8	60.8														
Top Speed [km/h]	67.7	67.7	65.5	65.6	63.4														
Avg. Dist. to Rail [m]	6.1	3.0	1.8	1.8	1.8														
Avg. Stride Freq. [Hz]	2.4	2.5	2.4	2.5	2.4														
Avg. Stride Length [m]	6.0	7.4	7.4	7.3	7.0														



[] Ranking at each section and finish
-.-.- No data available at this section
NA No data available



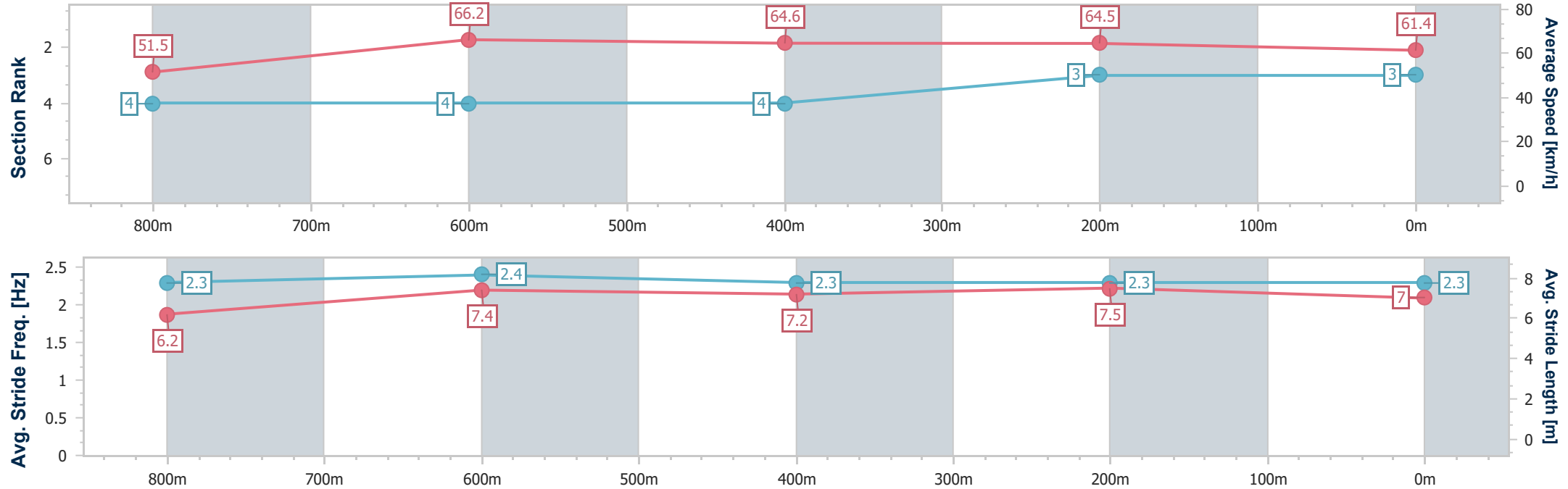
Horse/Jockey Name	Ralos Star
Final Rank	3
Fastest Section Time (Section)	0:10.92 (800m)
Top Speed [km/h] (Section)	67.7 (800m)
Race State	Finished



Sunshine CoastProfessional
Race 1: MARTIN COLLINS AUSTRALIA Colts, Geldings & Entires Maiden Plate - 1000m
14 December 2025 - 12:24
Track Rating: Good 4, Weather: Overcast, Rail Position: +7m Entire Course.



Section	Overall	800m	600m	400m	200m										
Section Times	0:58.95 [3] (0:14.02)	0:44.93 [4] (0:10.92)	0:34.01 [4] (0:11.14)	0:22.87 [4] (0:11.16)	0:11.71 [3] (0:11.71)										
Average Speed [km/h]	51.5	66.2	64.6	64.5	61.4										
Top Speed [km/h]	66.9	67.7	65.6	65.0	63.6										
Avg. Dist. to Rail [m]	5.9	1.9	0.3	0.7	2.5										
Avg. Stride Freq. [Hz]	2.3	2.4	2.3	2.3	2.3										
Avg. Stride Length [m]	6.2	7.4	7.2	7.5	7.0										





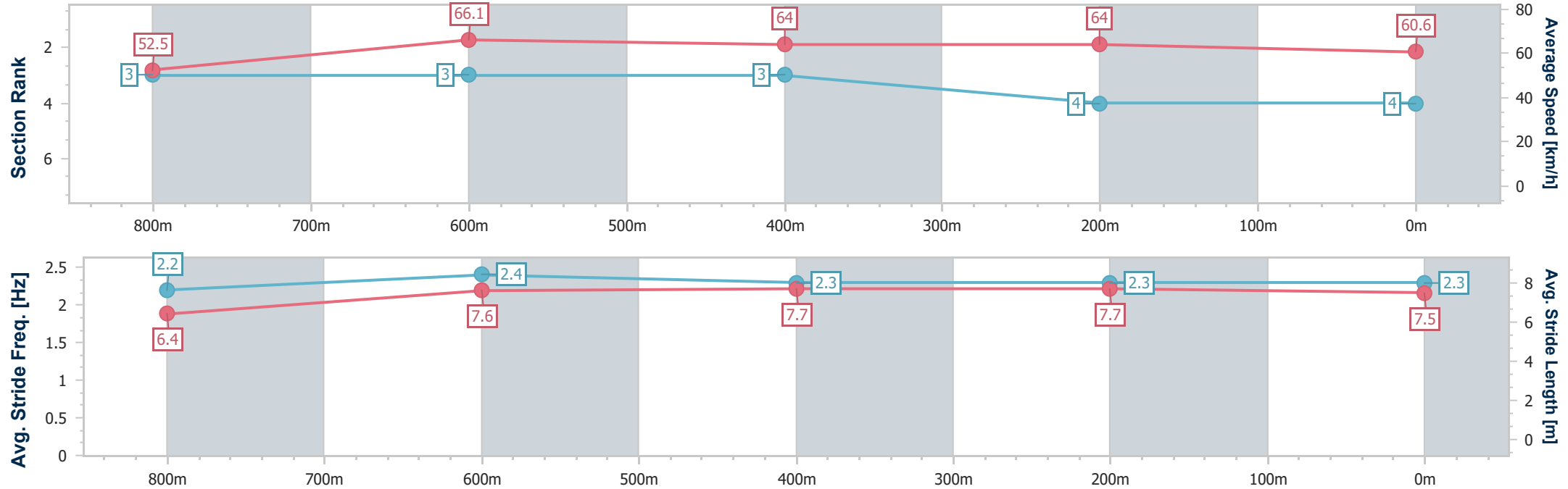
Horse/Jockey Name	Wally's Boy
Final Rank	4
Fastest Section Time (Section)	0:10.98 (800m)
Top Speed [km/h] (Section)	67.6 (800m)
Race State	Finished



Sunshine CoastProfessional
Race 1: MARTIN COLLINS AUSTRALIA Colts, Geldings & Entires Maiden Plate - 1000m
14 December 2025 - 12:24
Track Rating: Good 4, Weather: Overcast, Rail Position: +7m Entire Course.



Section	Overall	800m	600m	400m	200m										
Section Times	0:59.17 [4] (0:13.74)	0:45.43 [3] (0:10.98)	0:34.45 [3] (0:11.36)	0:23.09 [3] (0:11.24)	0:11.85 [4] (0:11.85)										
Average Speed [km/h]	52.5	66.1	64.0	64.0	60.6										
Top Speed [km/h]	67.6	67.6	64.5	64.7	63.6										
Avg. Dist. to Rail [m]	3.0	1.7	1.6	1.3	1.0										
Avg. Stride Freq. [Hz]	2.2	2.4	2.3	2.3	2.3										
Avg. Stride Length [m]	6.4	7.6	7.7	7.7	7.5										





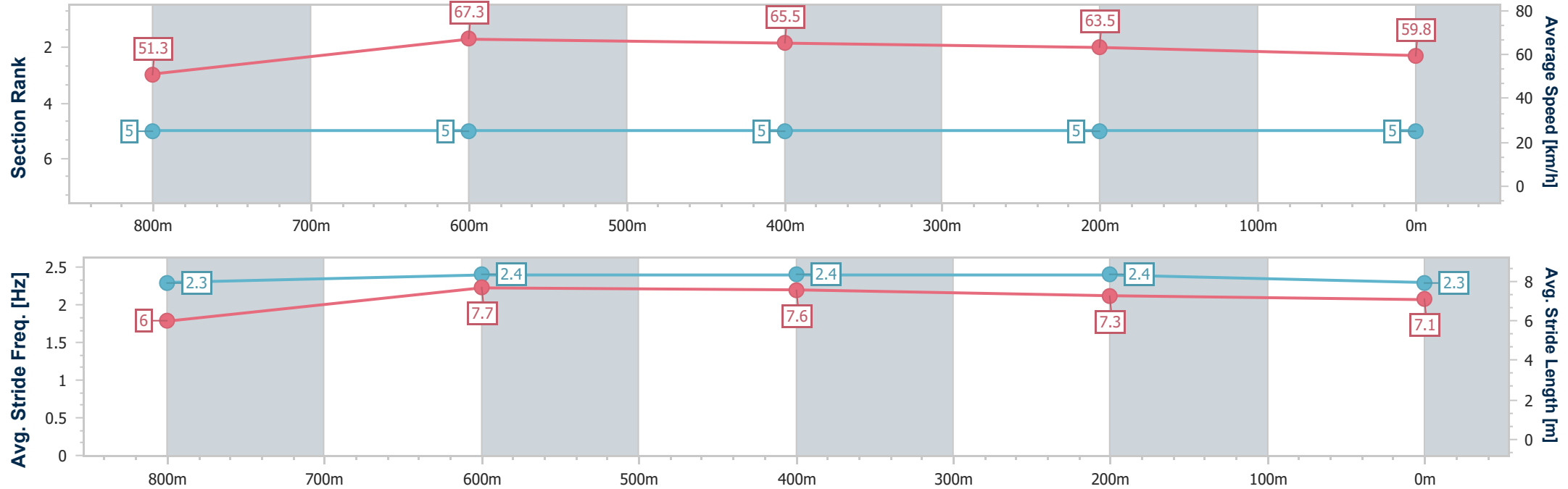
Horse/Jockey Name	Factnot Fiction
Final Rank	5
Fastest Section Time (Section)	0:10.92 (800m)
Top Speed [km/h] (Section)	69.0 (Overall)
Race State	Finished



Sunshine CoastProfessional
Race 1: MARTIN COLLINS AUSTRALIA Colts, Geldings & Entires Maiden Plate - 1000m
14 December 2025 - 12:24
Track Rating: Good 4, Weather: Overcast, Rail Position: +7m Entire Course.



Section	Overall	800m	600m	400m	200m									
Section Times	0:59.50 [5] (0:14.03)	0:45.47 [5] (0:10.92)	0:34.55 [5] (0:11.18)	0:23.37 [5] (0:11.29)	0:12.08 [5] (0:12.08)									
Average Speed [km/h]	51.3	67.3	65.5	63.5	59.8									
Top Speed [km/h]	69.0	68.9	66.3	65.6	63.0									
Avg. Dist. to Rail [m]	7.8	5.1	2.6	3.5	2.9									
Avg. Stride Freq. [Hz]	2.3	2.4	2.4	2.4	2.3									
Avg. Stride Length [m]	6.0	7.7	7.6	7.3	7.1									



- [] Ranking at each section and finish
- .-.- No data available at this section
- NA No data available



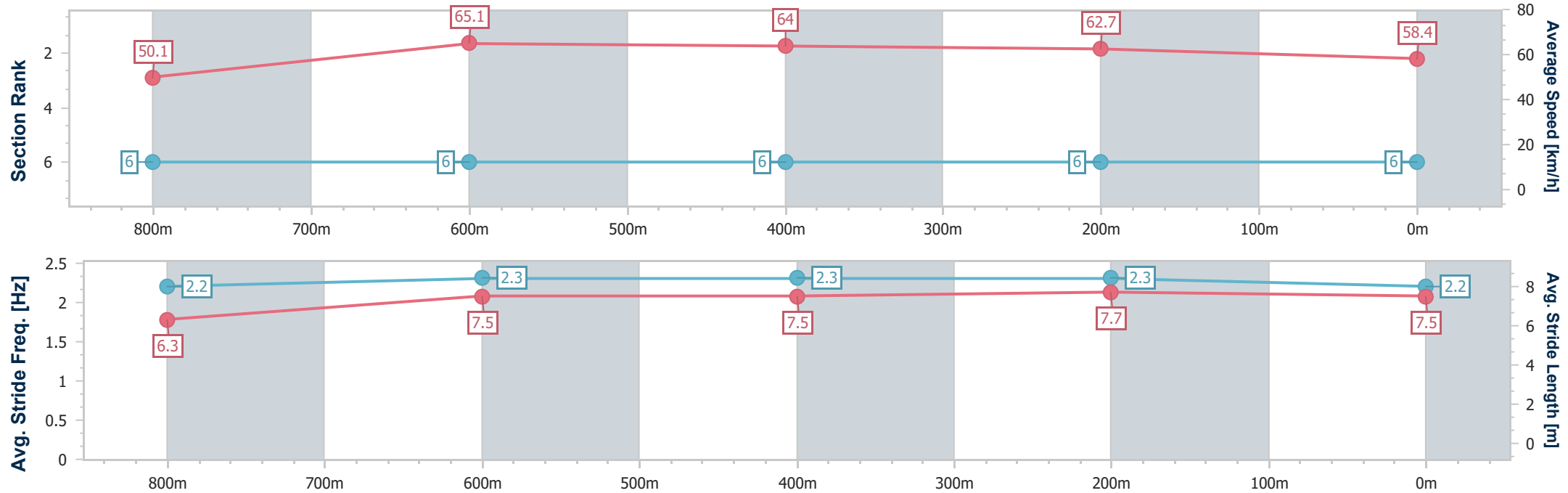
Horse/Jockey Name	Ilkley Road
Final Rank	6
Fastest Section Time (Section)	0:11.18 (800m)
Top Speed [km/h] (Section)	65.7 (800m)
Race State	Finished



Sunshine CoastProfessional
Race 1: MARTIN COLLINS AUSTRALIA Colts, Geldings & Entires Maiden Plate - 1000m
14 December 2025 - 12:24
Track Rating: Good 4, Weather: Overcast, Rail Position: +7m Entire Course.



Section	Overall	800m	600m	400m	200m									
Section Times	1:00.63 [6] (0:14.37)	0:46.26 [6] (0:11.18)	0:35.08 [6] (0:11.28)	0:23.80 [6] (0:11.46)	0:12.34 [6] (0:12.34)									
Average Speed [km/h]	50.1	65.1	64.0	62.7	58.4									
Top Speed [km/h]	65.7	65.7	65.0	63.6	61.1									
Avg. Dist. to Rail [m]	3.9	2.2	0.7	1.1	1.0									
Avg. Stride Freq. [Hz]	2.2	2.3	2.3	2.3	2.2									
Avg. Stride Length [m]	6.3	7.5	7.5	7.7	7.5									





Sunshine Coast Professional
Race 2: WIMMERS PREMIUM SOFT DRINKS Fillies and Mares Maiden
Plate - 1000m
14 December 2025 - 13:00



Track Rating: Good 4, Weather: Overcast, Rail Position: +7m Entire Course.

Section						Overall	800m	600m	400m	200m			Last 600m
Field Times						0:58.21 (0:12.96)	0:45.25 (0:10.50)	0:34.75 (0:11.28)	0:23.47 (0:11.23)	0:12.24 (0:12.24)			0:34.75
Rank	TAB	Horse/Jockey	Barrier	Top Speed [km/h]	Fastest Section							Margin	Distance Travelled [m]
1	2	DAITANNA	6	70.4	0:10.61	0:58.21 [1]	0:45.01 [2]	0:34.40 [3]	0:23.20 [3]	0:11.97 [2]	0:58.21	0:34.40	
		Cejay Graham		800m	800m	(0:13.20)	(0:10.61)	(0:11.20)	(0:11.23)	(0:11.97)			
2	4	KHOIRGIRL	7	72.0	0:10.50	0:58.22 [2]	0:45.26 [1]	0:34.76 [1]	0:23.48 [1]	0:12.25 [1]	0.07L	0:34.76	-1
		Morgan Butler		Overall	800m	(0:12.96)	(0:10.50)	(0:11.28)	(0:11.23)	(0:12.25)			
3	7	ALL TOO FOXY	5	70.6	0:10.49	0:58.85 [3]	0:45.62 [3]	0:35.13 [2]	0:24.02 [2]	0:12.61 [2]	3.75L	0:35.13	-6
		Kyle Wilson-Taylor		Overall	800m	(0:13.23)	(0:10.49)	(0:11.11)	(0:11.41)	(0:12.61)			
4	5	SENRITA ZETA	2	70.5	0:10.58	0:59.04 [4]	0:45.56 [5]	0:34.98 [5]	0:23.88 [4]	0:12.50 [4]	4.88L	0:34.98	-4
		Jake Bayliss		800m	800m	(0:13.48)	(0:10.58)	(0:11.10)	(0:11.38)	(0:12.50)			
5	9	LAETOLI	4	68.6	0:10.67	0:59.20 [5]	0:45.46 [7]	0:34.79 [7]	0:23.47 [7]	0:12.23 [7]	5.8L	0:34.79	-2
		Bella Youngberry		800m	800m	(0:13.74)	(0:10.67)	(0:11.32)	(0:11.24)	(0:12.23)			
6	3	JUST A SORT	3	70.2	0:10.66	0:59.41 [6]	0:45.91 [6]	0:35.25 [6]	0:24.13 [6]	0:12.54 [5]	7.03L	0:35.25	+0
		Paul Hamblin		800m	800m	(0:13.50)	(0:10.66)	(0:11.12)	(0:11.59)	(0:12.54)			
7	6	SHE'S A FIZZ	8	68.0	0:10.76	0:59.82 [7]	0:45.66 [8]	0:34.90 [8]	0:23.84 [8]	0:12.44 [8]	9.46L	0:34.90	-4
		Montana Philpot		800m	800m	(0:14.16)	(0:10.76)	(0:11.06)	(0:11.40)	(0:12.44)			
8	8	BONDONGA BELLE	1	70.0	0:10.51	1:00.11 [8]	0:46.73 [4]	0:36.22 [4]	0:24.93 [5]	0:13.18 [6]	11.17L	0:36.22	-2
		Damien Thornton		800m	800m	(0:13.38)	(0:10.51)	(0:11.29)	(0:11.75)	(0:13.18)			

Scratched: Bubbly Moon (#1)



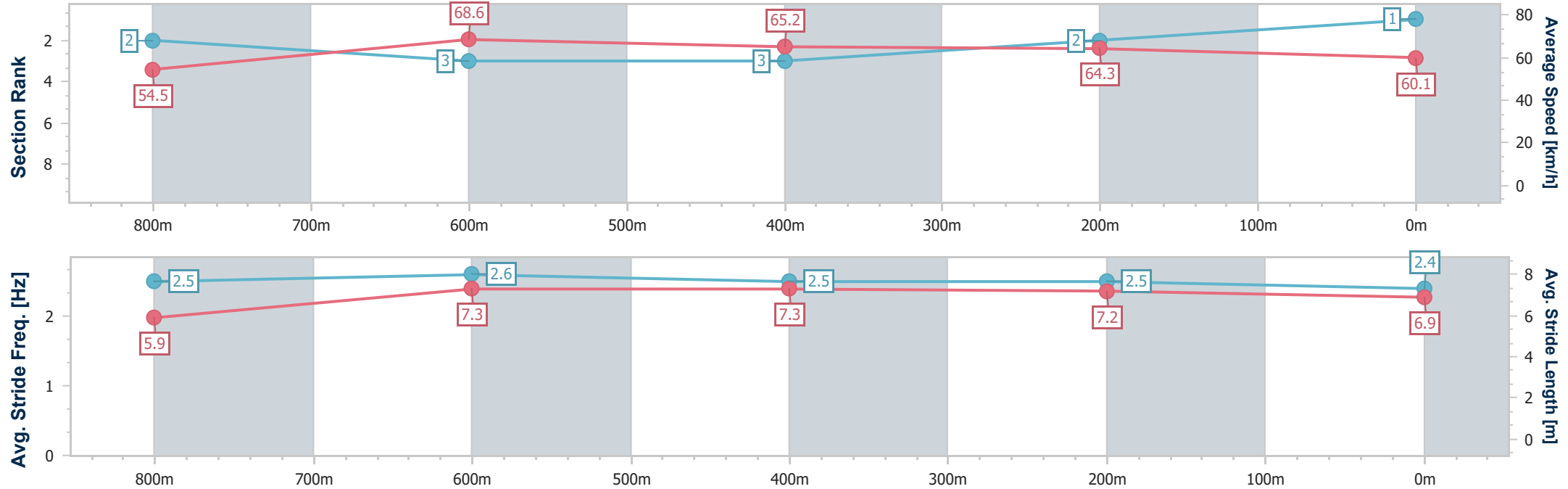
Horse/Jockey Name	Daitanna
Final Rank	1
Fastest Section Time (Section)	0:10.61 (800m)
Top Speed [km/h] (Section)	70.4 (800m)
Race State	Finished



Sunshine CoastProfessional
Race 2: WIMMERS PREMIUM SOFT DRINKS Fillies and Mares
Maiden Plate - 1000m
14 December 2025 - 13:00
Track Rating: Good 4, Weather: Overcast, Rail Position: +7m Entire Course.



Section	Overall	800m	600m	400m	200m										
Section Times	0:58.21 [1] (0:13.20)	0:45.01 [2] (0:10.61)	0:34.40 [3] (0:11.20)	0:23.20 [3] (0:11.23)	0:11.97 [2] (0:11.97)										
Average Speed [km/h]	54.5	68.6	65.2	64.3	60.1										
Top Speed [km/h]	70.0	70.4	67.6	65.1	62.5										
Avg. Dist. to Rail [m]	6.5	3.2	2.7	4.7	4.1										
Avg. Stride Freq. [Hz]	2.5	2.6	2.5	2.5	2.4										
Avg. Stride Length [m]	5.9	7.3	7.3	7.2	6.9										



[] Ranking at each section and finish
-.-.- No data available at this section
NA No data available



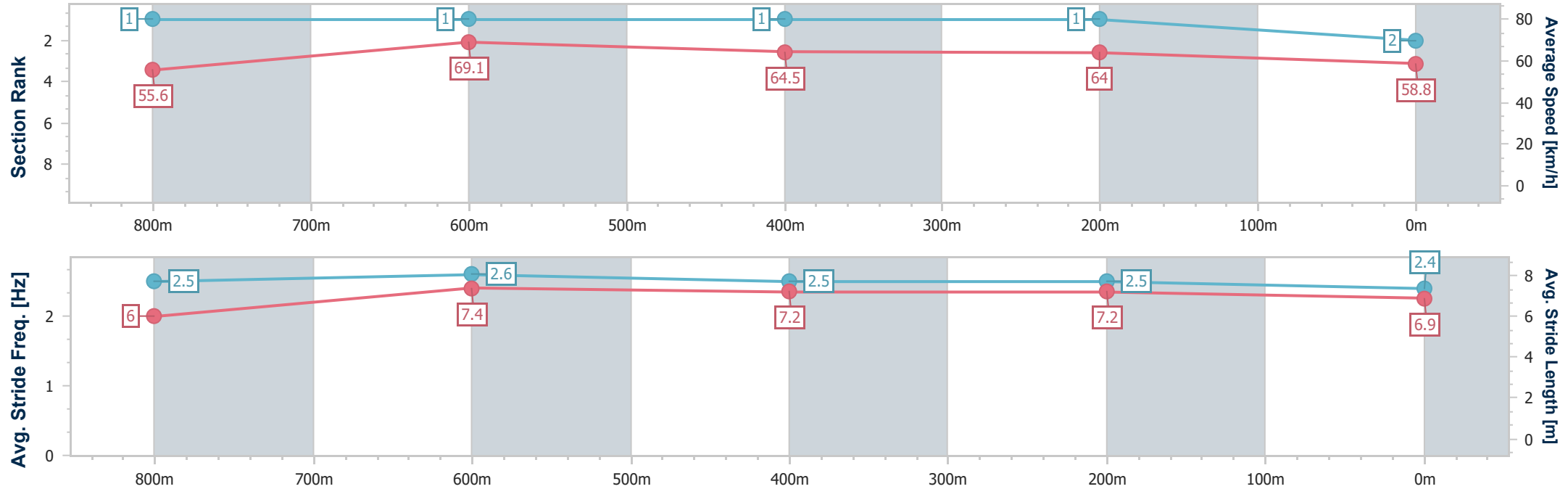
Horse/Jockey Name	Khoirgirl
Final Rank	2
Fastest Section Time (Section)	0:10.50 (800m)
Top Speed [km/h] (Section)	72.0 (Overall)
Race State	Finished



Sunshine CoastProfessional
Race 2: WIMMERS PREMIUM SOFT DRINKS Fillies and Mares
Maiden Plate - 1000m
14 December 2025 - 13:00
Track Rating: Good 4, Weather: Overcast, Rail Position: +7m Entire Course.



Section	Overall	800m	600m	400m	200m								
Section Times	0:58.22 [2] (0:12.96)	0:45.26 [1] (0:10.50)	0:34.76 [1] (0:11.28)	0:23.48 [1] (0:11.23)	0:12.25 [1] (0:12.25)								
Average Speed [km/h]	55.6	69.1	64.5	64.0	58.8								
Top Speed [km/h]	72.0	71.7	65.5	64.8	61.7								
Avg. Dist. to Rail [m]	7.7	2.1	1.6	1.9	1.3								
Avg. Stride Freq. [Hz]	2.5	2.6	2.5	2.5	2.4								
Avg. Stride Length [m]	6.0	7.4	7.2	7.2	6.9								





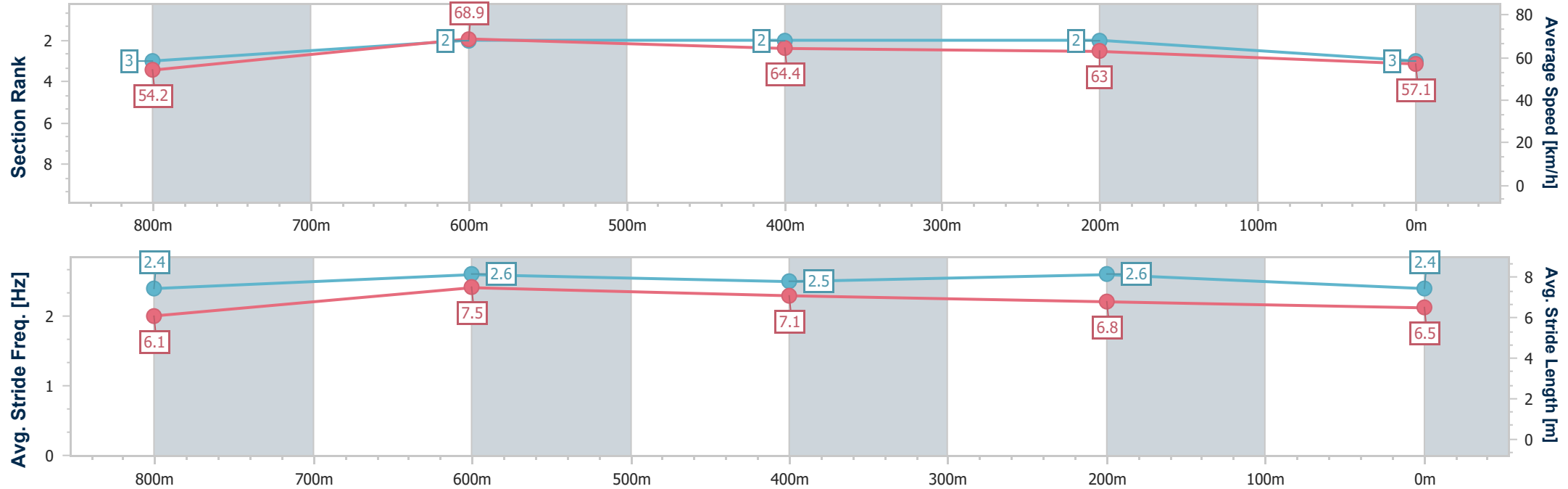
Horse/Jockey Name	All Too Foxy
Final Rank	3
Fastest Section Time (Section)	0:10.49 (800m)
Top Speed [km/h] (Section)	70.6 (Overall)
Race State	Finished



Sunshine CoastProfessional
Race 2: WIMMERS PREMIUM SOFT DRINKS Fillies and Mares
Maiden Plate - 1000m
14 December 2025 - 13:00
Track Rating: Good 4, Weather: Overcast, Rail Position: +7m Entire Course.



Section	Overall	800m	600m	400m	200m									
Section Times	0:58.85 [3] (0:13.23)	0:45.62 [3] (0:10.49)	0:35.13 [2] (0:11.11)	0:24.02 [2] (0:11.41)	0:12.61 [2] (0:12.61)									
Average Speed [km/h]	54.2	68.9	64.4	63.0	57.1									
Top Speed [km/h]	70.6	70.5	66.5	64.5	60.8									
Avg. Dist. to Rail [m]	4.6	1.3	1.1	1.1	2.0									
Avg. Stride Freq. [Hz]	2.4	2.6	2.5	2.6	2.4									
Avg. Stride Length [m]	6.1	7.5	7.1	6.8	6.5									



[] Ranking at each section and finish
-.-.- No data available at this section
NA No data available



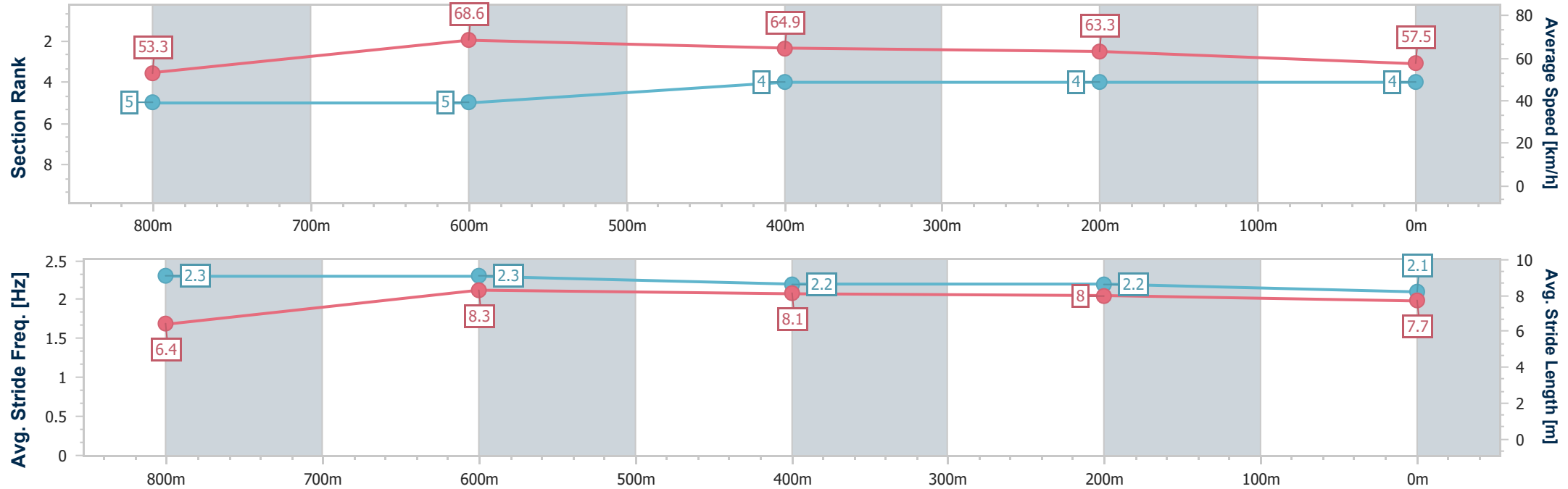
Horse/Jockey Name	Senorita Zeta
Final Rank	4
Fastest Section Time (Section)	0:10.58 (800m)
Top Speed [km/h] (Section)	70.5 (800m)
Race State	Finished



Sunshine CoastProfessional
Race 2: WIMMERS PREMIUM SOFT DRINKS Fillies and Mares
Maiden Plate - 1000m
14 December 2025 - 13:00
Track Rating: Good 4, Weather: Overcast, Rail Position: +7m Entire Course.



Section	Overall	800m	600m	400m	200m										
Section Times	0:59.04 [4] (0:13.48)	0:45.56 [5] (0:10.58)	0:34.98 [5] (0:11.10)	0:23.88 [4] (0:11.38)	0:12.50 [4] (0:12.50)										
Average Speed [km/h]	53.3	68.6	64.9	63.3	57.5										
Top Speed [km/h]	70.3	70.5	66.7	64.1	61.0										
Avg. Dist. to Rail [m]	2.9	1.7	0.2	1.4	2.4										
Avg. Stride Freq. [Hz]	2.3	2.3	2.2	2.2	2.1										
Avg. Stride Length [m]	6.4	8.3	8.1	8.0	7.7										



- [] Ranking at each section and finish
- .-.- No data available at this section
- NA No data available



Horse/Jockey Name	Laetoli
Final Rank	5
Fastest Section Time (Section)	0:10.67 (800m)
Top Speed [km/h] (Section)	68.6 (800m)
Race State	Finished



Sunshine CoastProfessional

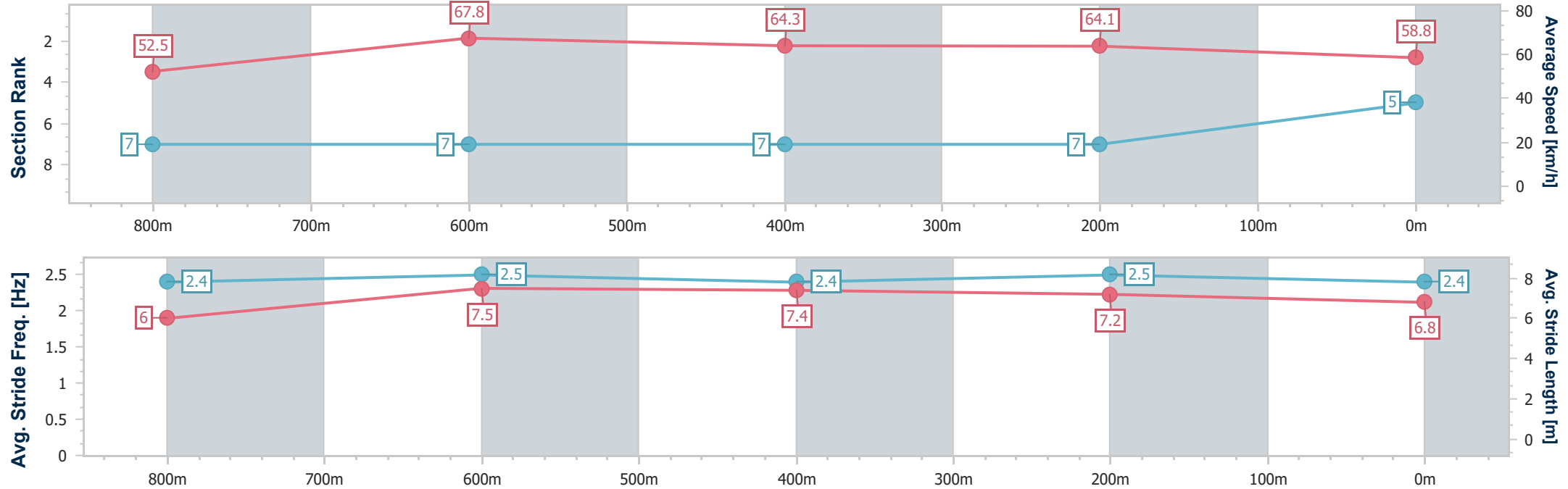
Race 2: WIMMERS PREMIUM SOFT DRINKS Fillies and Mares Maiden Plate - 1000m

14 December 2025 - 13:00

Track Rating: Good 4, Weather: Overcast, Rail Position: +7m Entire Course.

SCTCSUNSHINE COAST TURF CLUB

Section	Overall	800m	600m	400m	200m										
Section Times	0:59.20 [5] (0:13.74)	0:45.46 [7] (0:10.67)	0:34.79 [7] (0:11.32)	0:23.47 [7] (0:11.24)	0:12.23 [7] (0:12.23)										
Average Speed [km/h]	52.5	67.8	64.3	64.1	58.8										
Top Speed [km/h]	66.9	68.6	67.8	65.3	62.3										
Avg. Dist. to Rail [m]	5.2	2.6	1.5	3.1	1.6										
Avg. Stride Freq. [Hz]	2.4	2.5	2.4	2.5	2.4										
Avg. Stride Length [m]	6.0	7.5	7.4	7.2	6.8										



[] Ranking at each section and finish
-.-.- No data available at this section
NA No data available



Horse/Jockey Name	Just A Sort
Final Rank	6
Fastest Section Time (Section)	0:10.66 (800m)
Top Speed [km/h] (Section)	70.2 (800m)
Race State	Finished



Sunshine CoastProfessional

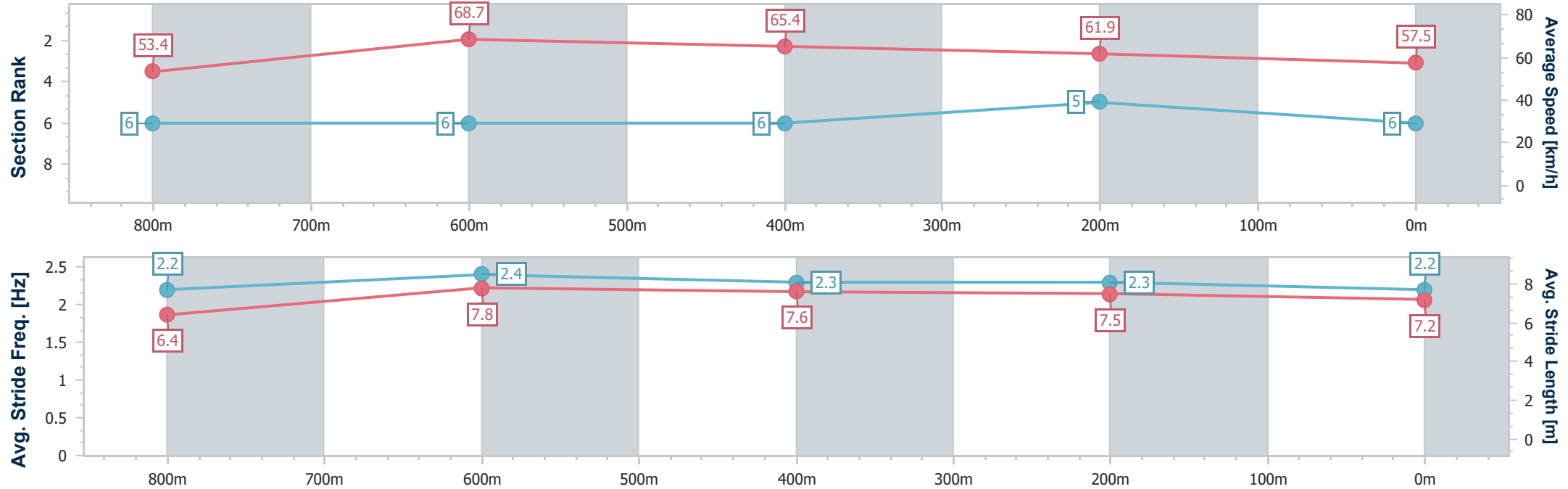
Race 2: WIMMERS PREMIUM SOFT DRINKS Fillies and Mares Maiden Plate - 1000m

14 December 2025 - 13:00

Track Rating: Good 4, Weather: Overcast, Rail Position: +7m Entire Course.

SCTCSUNSHINE COAST TURF CLUB

Section	Overall	800m	600m	400m	200m										
Section Times	0:59.41 [6] (0:13.50)	0:45.91 [6] (0:10.66)	0:35.25 [6] (0:11.12)	0:24.13 [6] (0:11.59)	0:12.54 [5] (0:12.54)										
Average Speed [km/h]	53.4	68.7	65.4	61.9	57.5										
Top Speed [km/h]	70.1	70.2	67.7	64.0	60.3										
Avg. Dist. to Rail [m]	4.7	4.0	1.6	3.8	4.6										
Avg. Stride Freq. [Hz]	2.2	2.4	2.3	2.3	2.2										
Avg. Stride Length [m]	6.4	7.8	7.6	7.5	7.2										



- [] Ranking at each section and finish
- .-.- No data available at this section
- NA No data available



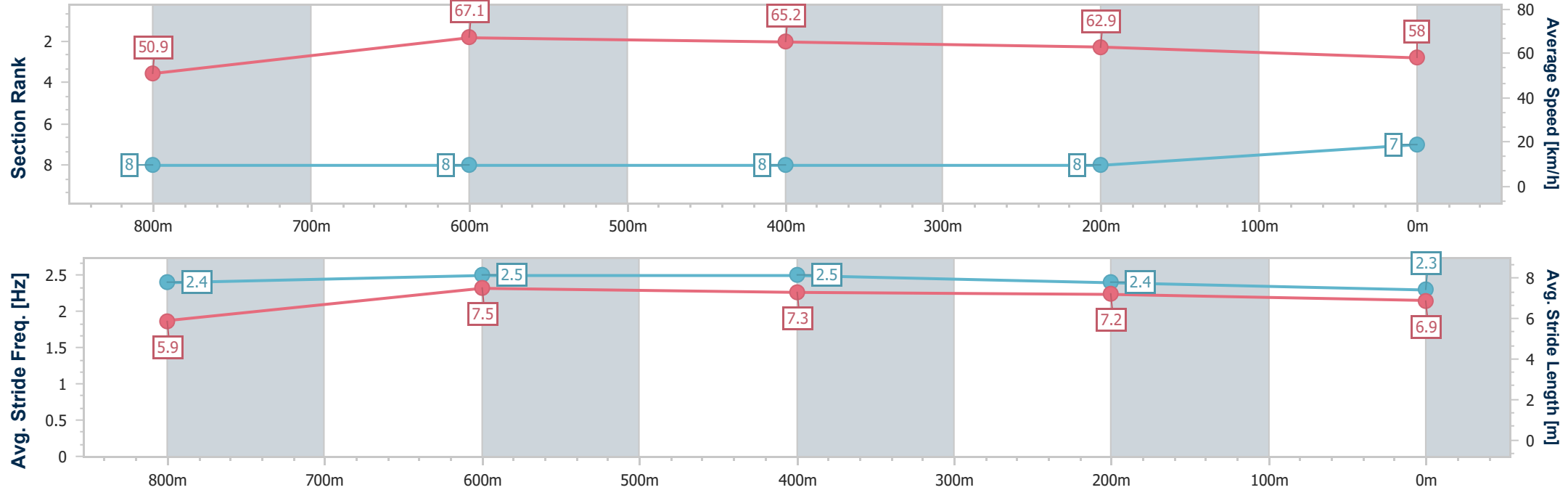
Horse/Jockey Name	She's A Fizz
Final Rank	7
Fastest Section Time (Section)	0:10.76 (800m)
Top Speed [km/h] (Section)	68.0 (800m)
Race State	Finished



Sunshine CoastProfessional
Race 2: WIMMERS PREMIUM SOFT DRINKS Fillies and Mares
Maiden Plate - 1000m
14 December 2025 - 13:00
Track Rating: Good 4, Weather: Overcast, Rail Position: +7m Entire Course.



Section	Overall	800m	600m	400m	200m										
Section Times	0:59.82 [7] (0:14.16)	0:45.66 [8] (0:10.76)	0:34.90 [8] (0:11.06)	0:23.84 [8] (0:11.40)	0:12.44 [8] (0:12.44)										
Average Speed [km/h]	50.9	67.1	65.2	62.9	58.0										
Top Speed [km/h]	67.7	68.0	66.7	64.3	61.4										
Avg. Dist. to Rail [m]	7.2	1.7	0.7	2.7	3.2										
Avg. Stride Freq. [Hz]	2.4	2.5	2.5	2.4	2.3										
Avg. Stride Length [m]	5.9	7.5	7.3	7.2	6.9										





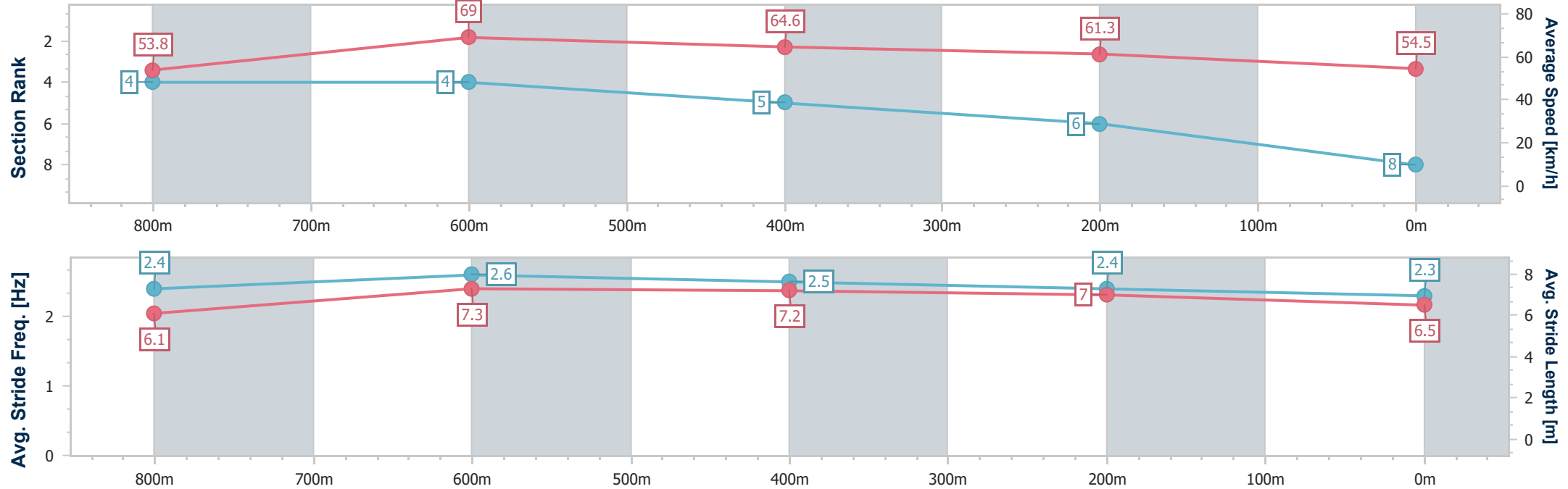
Horse/Jockey Name	Bondonga Belle
Final Rank	8
Fastest Section Time (Section)	0:10.51 (800m)
Top Speed [km/h] (Section)	70.0 (800m)
Race State	Finished



Sunshine CoastProfessional
Race 2: WIMMERS PREMIUM SOFT DRINKS Fillies and Mares
Maiden Plate - 1000m
14 December 2025 - 13:00
Track Rating: Good 4, Weather: Overcast, Rail Position: +7m Entire Course.



Section	Overall	800m	600m	400m	200m										
Section Times	1:00.11 [8] (0:13.38)	0:46.73 [4] (0:10.51)	0:36.22 [4] (0:11.29)	0:24.93 [5] (0:11.75)	0:13.18 [6] (0:13.18)										
Average Speed [km/h]	53.8	69.0	64.6	61.3	54.5										
Top Speed [km/h]	69.5	70.0	68.1	63.5	58.3										
Avg. Dist. to Rail [m]	2.1	2.1	1.9	0.7	0.9										
Avg. Stride Freq. [Hz]	2.4	2.6	2.5	2.4	2.3										
Avg. Stride Length [m]	6.1	7.3	7.2	7.0	6.5										





Sunshine Coast Professional
Race 3: KEVLACAT POWER BOATS AUSTRALIA QTIS Three-Year-Old
Colts & Geldings Maiden Handicap - 1200m
14 December 2025 - 13:35



Track Rating: Good 4, Weather: Overcast, Rail Position: +7m Entire Course.

Section						Overall	1000m	800m	600m	400m	200m	Last 600m	
Field Times						1:12.51 (0:13.89)	0:58.62 (0:11.96)	0:46.66 (0:12.23)	0:34.43 (0:11.78)	0:22.65 (0:11.24)	0:11.41 (0:11.41)	0:34.43	
Rank	TAB	Horse/Jockey	Barrier	Top Speed [km/h]	Fastest Section							Margin	Distance Travelled [m]
1	4	CAMELIGHT	8	64.9	0:11.24	1:12.51 [1]	0:58.62 [1]	0:46.66 [1]	0:34.43 [1]	0:22.65 [1]	0:11.41 [1]	1:12.51	0:34.43
		Brandon Lerena		400m	400m	(0:13.89)	(0:11.96)	(0:12.23)	(0:11.78)	(0:11.24)	(0:11.41)		
2	5	HIT THE SWITCH	4	66.1	0:11.06	1:12.53 [2]	0:58.33 [4]	0:46.33 [5]	0:34.14 [5]	0:22.47 [2]	0:11.41 [2]	0.1L	0:34.14 +0
		Jag Guthmann-Chester		400m	400m	(0:14.20)	(0:12.00)	(0:12.19)	(0:11.67)	(0:11.06)	(0:11.41)		
3	1	KOHLER KID	6	66.7	0:10.96	1:12.72 [3]	0:58.29 [7]	0:46.32 [7]	0:34.23 [6]	0:22.40 [6]	0:11.44 [3]	1.23L	0:34.23 +5
		Angela Jones		400m	400m	(0:14.43)	(0:11.97)	(0:12.09)	(0:11.83)	(0:10.96)	(0:11.44)		
4	6	KUIA MA	2	64.1	0:11.34	1:13.11 [4]	0:58.95 [3]	0:46.99 [4]	0:34.75 [4]	0:23.02 [3]	0:11.68 [6]	3.51L	0:34.75 +0
		Jake Bayliss		400m	400m	(0:14.16)	(0:11.96)	(0:12.24)	(0:11.73)	(0:11.34)	(0:11.68)		
5	9	HARRYTHEWIZ	1	65.9	0:11.06	1:13.38 [5]	0:59.05 [6]	0:47.01 [6]	0:34.84 [7]	0:23.06 [6]	0:12.00 [5]	5.13L	0:34.84 +0
		Damien Thornton		400m	400m	(0:14.33)	(0:12.04)	(0:12.17)	(0:11.78)	(0:11.06)	(0:12.00)		
6	8	ENTERPRISE KHAN	9	65.2	0:11.26	1:13.52 [6]	0:59.56 [2]	0:47.61 [2]	0:35.30 [2]	0:23.41 [4]	0:12.15 [4]	5.91L	0:35.30 +6
		Matthew Palmer		400m	400m	(0:13.96)	(0:11.95)	(0:12.31)	(0:11.89)	(0:11.26)	(0:12.15)		
7	7	LOTTERY LINK	3	64.2	0:11.45	1:13.92 [7]	0:59.25 [9]	0:47.21 [9]	0:35.02 [8]	0:23.39 [8]	0:11.94 [8]	8.29L	0:35.02 +2
		Daniel Moor		400m	400m	(0:14.67)	(0:12.04)	(0:12.19)	(0:11.63)	(0:11.45)	(0:11.94)		
8	13	HOLY HAVOC	5	63.7	0:11.57	1:14.79 [8]	1:00.57 [5]	0:48.74 [3]	0:36.52 [3]	0:24.52 [5]	0:12.95 [7]	13.4L	0:36.52 +6
		Damien Boche		400m	400m	(0:14.22)	(0:11.83)	(0:12.22)	(0:12.00)	(0:11.57)	(0:12.95)		
9	3	BROTHER BRETT	7	61.2	0:12.06	1:16.18 [9]	1:01.58 [8]	0:49.51 [8]	0:37.20 [9]	0:25.13 [9]	0:13.07 [9]	21.58L	0:37.20 +3
		Matthew Gray		1000m	400m	(0:14.60)	(0:12.07)	(0:12.31)	(0:12.07)	(0:12.06)	(0:13.07)		

Scratched: Anatomical (#2), Hell To The Line (#10), Up Over'n Gone (#14), Venom Rush (#12), Ilkley Road (#11)



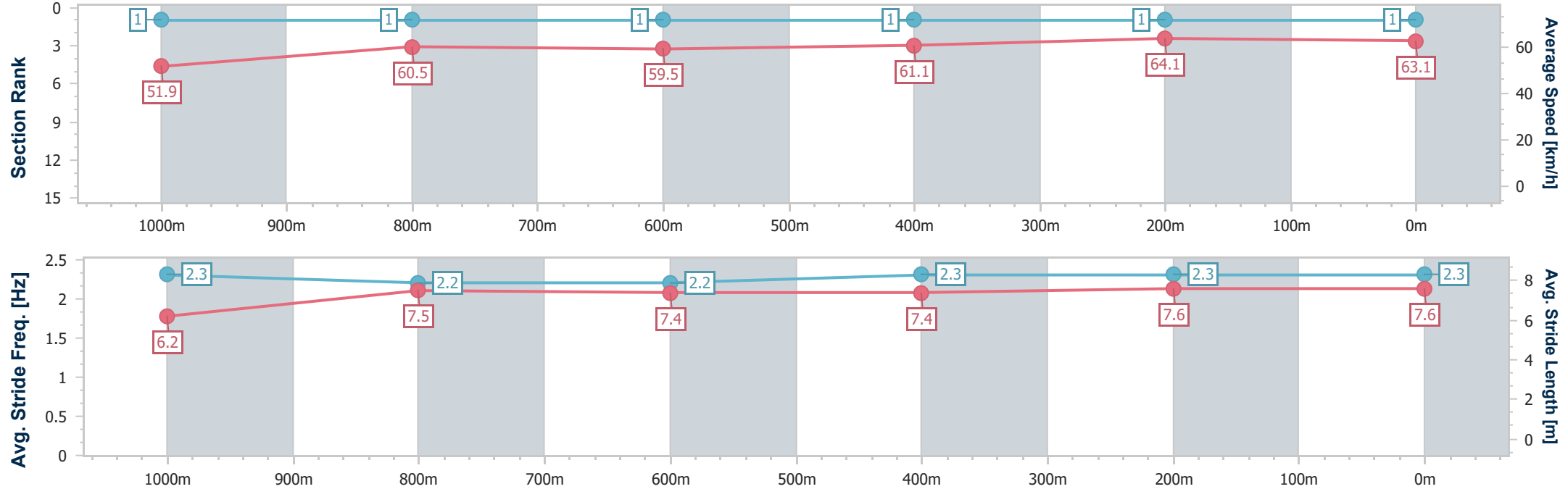
Horse/Jockey Name	Camelight
Final Rank	1
Fastest Section Time (Section)	0:11.24 (400m)
Top Speed [km/h] (Section)	64.9 (400m)
Race State	Finished



Sunshine CoastProfessional
Race 3: KEVLACAT POWER BOATS AUSTRALIA QTIS Three-
Year-Old Colts & Geldings Maiden Handicap - 1200m
14 December 2025 - 13:35
Track Rating: Good 4, Weather: Overcast, Rail Position: +7m Entire
Course.



Section	Overall	1000m	800m	600m	400m	200m							
Section Times	1:12.51 [1] (0:13.89)	0:58.62 [1] (0:11.96)	0:46.66 [1] (0:12.23)	0:34.43 [1] (0:11.78)	0:22.65 [1] (0:11.24)	0:11.41 [1] (0:11.41)							
Average Speed [km/h]	51.9	60.5	59.5	61.1	64.1	63.1							
Top Speed [km/h]	63.5	62.1	60.0	62.7	64.9	64.6							
Avg. Dist. to Rail [m]	6.4	2.7	1.6	0.6	0.7	0.5							
Avg. Stride Freq. [Hz]	2.3	2.2	2.2	2.3	2.3	2.3							
Avg. Stride Length [m]	6.2	7.5	7.4	7.4	7.6	7.6							



[] Ranking at each section and finish
-.-.- No data available at this section
NA No data available



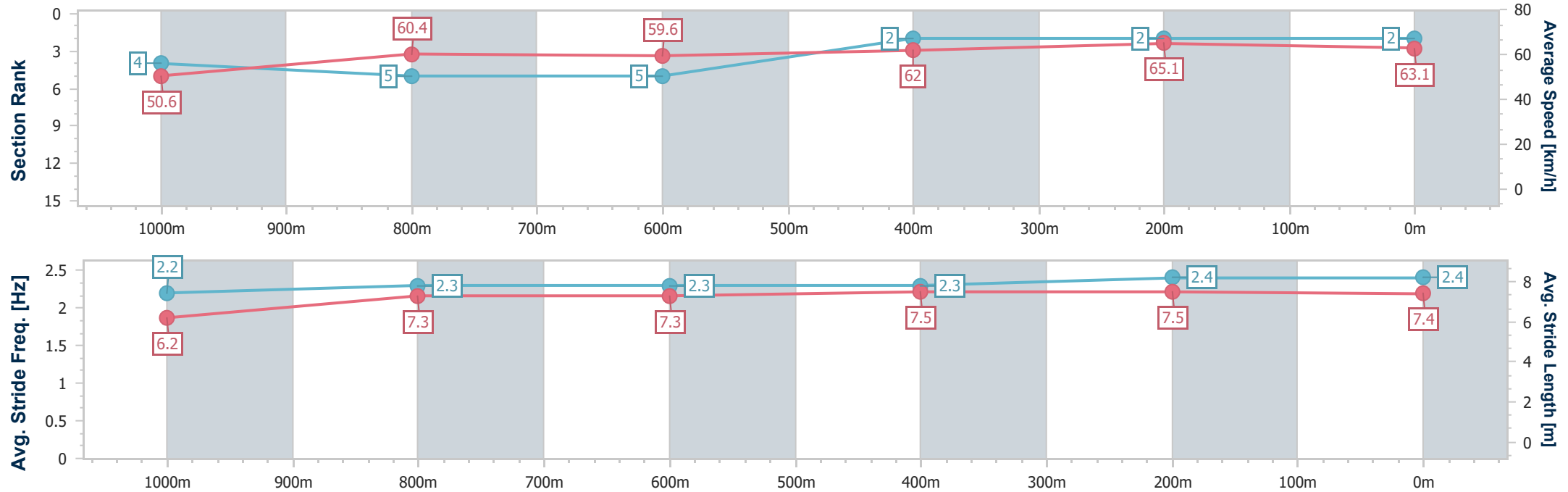
Horse/Jockey Name	Hit The Switch
Final Rank	2
Fastest Section Time (Section)	0:11.06 (400m)
Top Speed [km/h] (Section)	66.1 (400m)
Race State	Finished



Sunshine CoastProfessional
Race 3: KEVLACAT POWER BOATS AUSTRALIA QTIS Three-
Year-Old Colts & Geldings Maiden Handicap - 1200m
14 December 2025 - 13:35
Track Rating: Good 4, Weather: Overcast, Rail Position: +7m Entire
Course.



Section	Overall	1000m	800m	600m	400m	200m							
Section Times	1:12.53 [2] (0:14.20)	0:58.33 [4] (0:12.00)	0:46.33 [5] (0:12.19)	0:34.14 [5] (0:11.67)	0:22.47 [2] (0:11.06)	0:11.41 [2] (0:11.41)							
Average Speed [km/h]	50.6	60.4	59.6	62.0	65.1	63.1							
Top Speed [km/h]	62.6	61.9	60.1	63.9	66.1	65.0							
Avg. Dist. to Rail [m]	4.2	2.6	1.5	0.7	2.4	1.8							
Avg. Stride Freq. [Hz]	2.2	2.3	2.3	2.3	2.4	2.4							
Avg. Stride Length [m]	6.2	7.3	7.3	7.5	7.5	7.4							





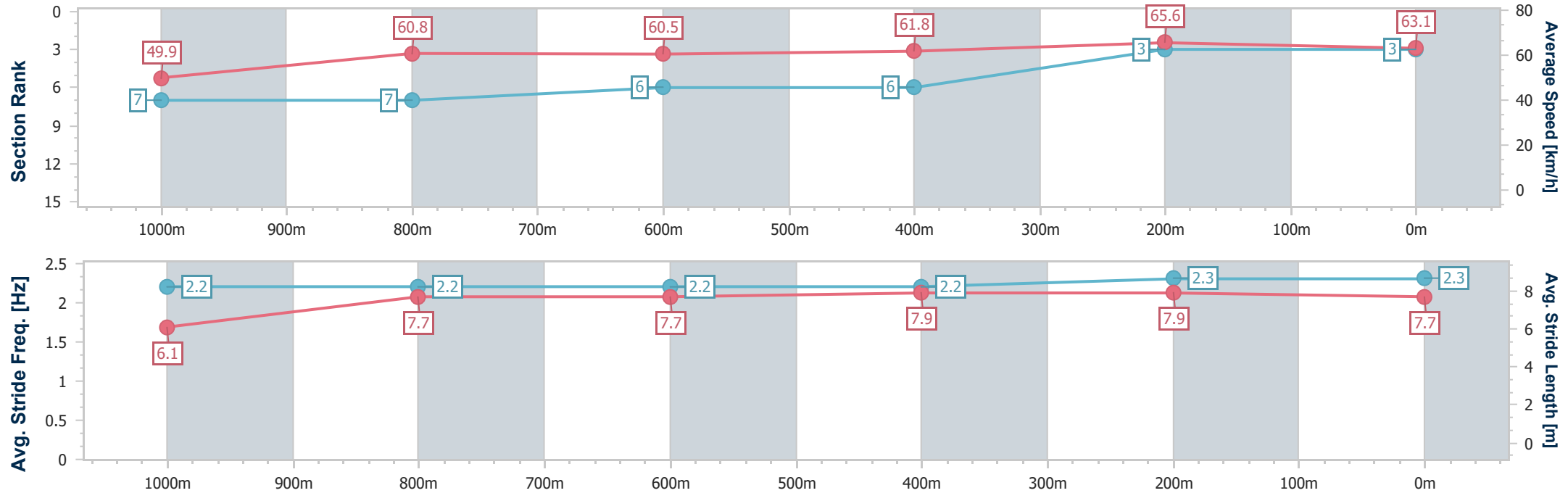
Horse/Jockey Name	Kohler Kid
Final Rank	3
Fastest Section Time (Section)	0:10.96 (400m)
Top Speed [km/h] (Section)	66.7 (400m)
Race State	Finished



Sunshine CoastProfessional
Race 3: KEVLACAT POWER BOATS AUSTRALIA QTIS Three-
Year-Old Colts & Geldings Maiden Handicap - 1200m
14 December 2025 - 13:35
Track Rating: Good 4, Weather: Overcast, Rail Position: +7m Entire
Course.



Section	Overall	1000m	800m	600m	400m	200m							
Section Times	1:12.72 [3] (0:14.43)	0:58.29 [7] (0:11.97)	0:46.32 [7] (0:12.09)	0:34.23 [6] (0:11.83)	0:22.40 [6] (0:10.96)	0:11.44 [3] (0:11.44)							
Average Speed [km/h]	49.9	60.8	60.5	61.8	65.6	63.1							
Top Speed [km/h]	61.8	62.2	61.9	63.9	66.7	65.3							
Avg. Dist. to Rail [m]	6.0	3.1	3.1	2.5	5.6	3.9							
Avg. Stride Freq. [Hz]	2.2	2.2	2.2	2.2	2.3	2.3							
Avg. Stride Length [m]	6.1	7.7	7.7	7.9	7.9	7.7							



[] Ranking at each section and finish
- - - - No data available at this section
NA No data available



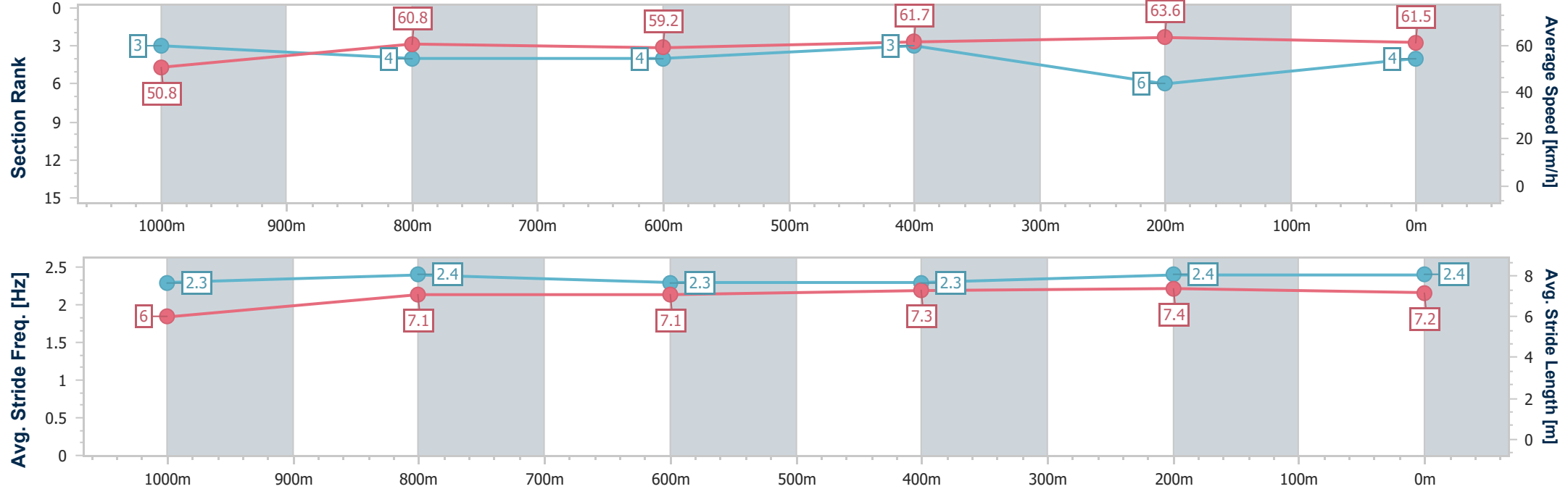
Horse/Jockey Name	Kuia Ma
Final Rank	4
Fastest Section Time (Section)	0:11.34 (400m)
Top Speed [km/h] (Section)	64.1 (400m)
Race State	Finished



Sunshine CoastProfessional
Race 3: KEVLACAT POWER BOATS AUSTRALIA QTIS Three-Year-Old Colts & Geldings Maiden Handicap - 1200m
14 December 2025 - 13:35
Track Rating: Good 4, Weather: Overcast, Rail Position: +7m Entire Course.



Section	Overall	1000m	800m	600m	400m	200m							
Section Times	1:13.11 [4] (0:14.16)	0:58.95 [3] (0:11.96)	0:46.99 [4] (0:12.24)	0:34.75 [4] (0:11.73)	0:23.02 [3] (0:11.34)	0:11.68 [6] (0:11.68)							
Average Speed [km/h]	50.8	60.8	59.2	61.7	63.6	61.5							
Top Speed [km/h]	61.9	62.7	60.7	62.8	64.1	63.8							
Avg. Dist. to Rail [m]	2.9	2.2	1.9	0.8	1.0	1.6							
Avg. Stride Freq. [Hz]	2.3	2.4	2.3	2.3	2.4	2.4							
Avg. Stride Length [m]	6.0	7.1	7.1	7.3	7.4	7.2							



[] Ranking at each section and finish
-.-.- No data available at this section
NA No data available



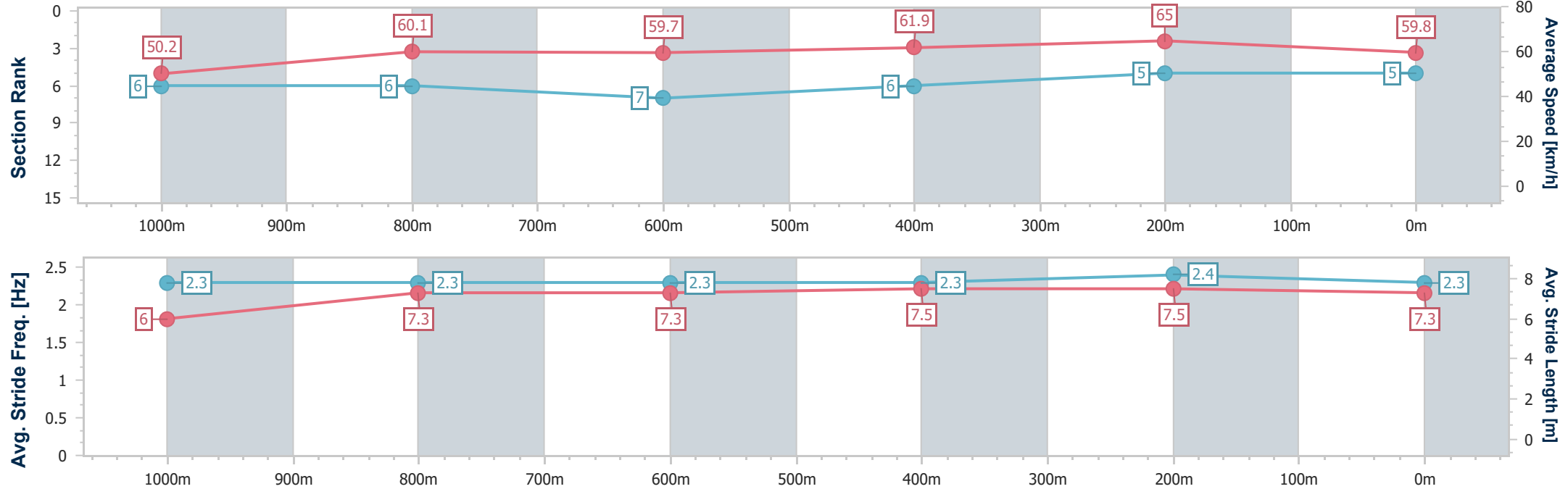
Horse/Jockey Name	Harrythewiz
Final Rank	5
Fastest Section Time (Section)	0:11.06 (400m)
Top Speed [km/h] (Section)	65.9 (400m)
Race State	Finished



Sunshine CoastProfessional
Race 3: KEVLACAT POWER BOATS AUSTRALIA QTIS Three-
Year-Old Colts & Geldings Maiden Handicap - 1200m
14 December 2025 - 13:35
Track Rating: Good 4, Weather: Overcast, Rail Position: +7m Entire
Course.



Section	Overall	1000m	800m	600m	400m	200m							
Section Times	1:13.38 [5] (0:14.33)	0:59.05 [6] (0:12.04)	0:47.01 [6] (0:12.17)	0:34.84 [7] (0:11.78)	0:23.06 [6] (0:11.06)	0:12.00 [5] (0:12.00)							
Average Speed [km/h]	50.2	60.1	59.7	61.9	65.0	59.8							
Top Speed [km/h]	62.6	62.4	60.3	64.3	65.9	63.1							
Avg. Dist. to Rail [m]	2.5	2.0	1.6	1.7	3.7	3.8							
Avg. Stride Freq. [Hz]	2.3	2.3	2.3	2.3	2.4	2.3							
Avg. Stride Length [m]	6.0	7.3	7.3	7.5	7.5	7.3							



[] Ranking at each section and finish
-.-.- No data available at this section
NA No data available



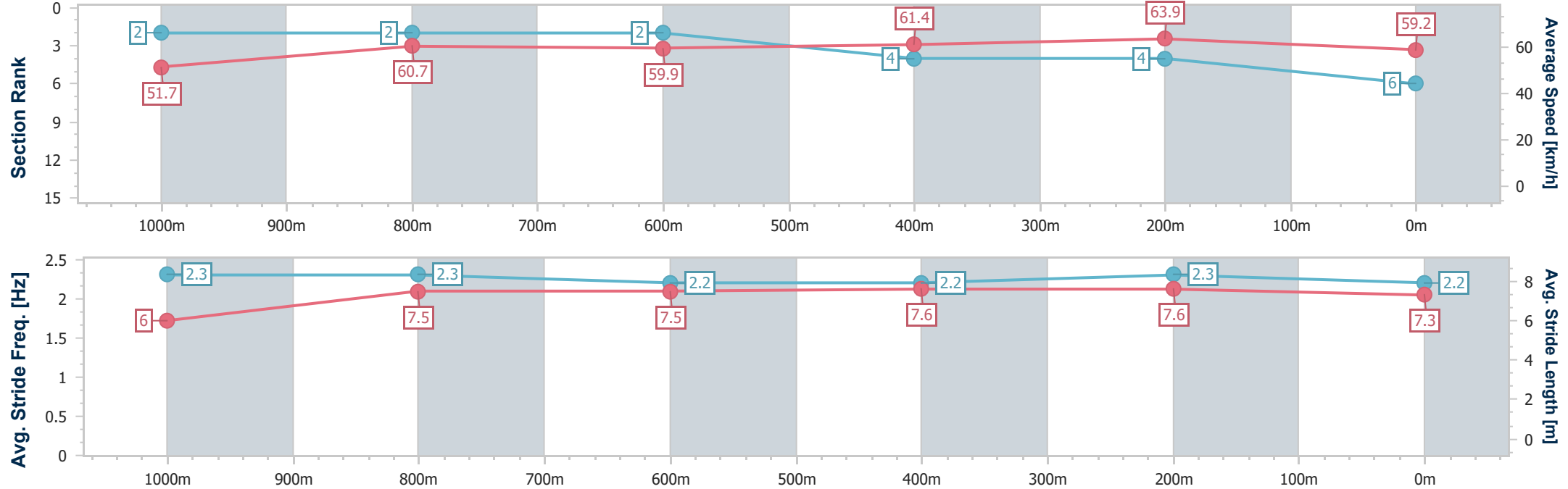
Horse/Jockey Name	Enterprise Khan
Final Rank	6
Fastest Section Time (Section)	0:11.26 (400m)
Top Speed [km/h] (Section)	65.2 (400m)
Race State	Finished



Sunshine CoastProfessional
Race 3: KEVLACAT POWER BOATS AUSTRALIA QTIS Three-Year-Old Colts & Geldings Maiden Handicap - 1200m
14 December 2025 - 13:35
Track Rating: Good 4, Weather: Overcast, Rail Position: +7m Entire Course.



Section	Overall	1000m	800m	600m	400m	200m							
Section Times	1:13.52 [6] (0:13.96)	0:59.56 [2] (0:11.95)	0:47.61 [2] (0:12.31)	0:35.30 [2] (0:11.89)	0:23.41 [4] (0:11.26)	0:12.15 [4] (0:12.15)							
Average Speed [km/h]	51.7	60.7	59.9	61.4	63.9	59.2							
Top Speed [km/h]	63.4	62.7	60.3	62.7	65.2	63.3							
Avg. Dist. to Rail [m]	7.8	3.5	3.9	2.6	2.5	3.3							
Avg. Stride Freq. [Hz]	2.3	2.3	2.2	2.2	2.3	2.2							
Avg. Stride Length [m]	6.0	7.5	7.5	7.6	7.6	7.3							



[] Ranking at each section and finish
- - - - No data available at this section
NA No data available



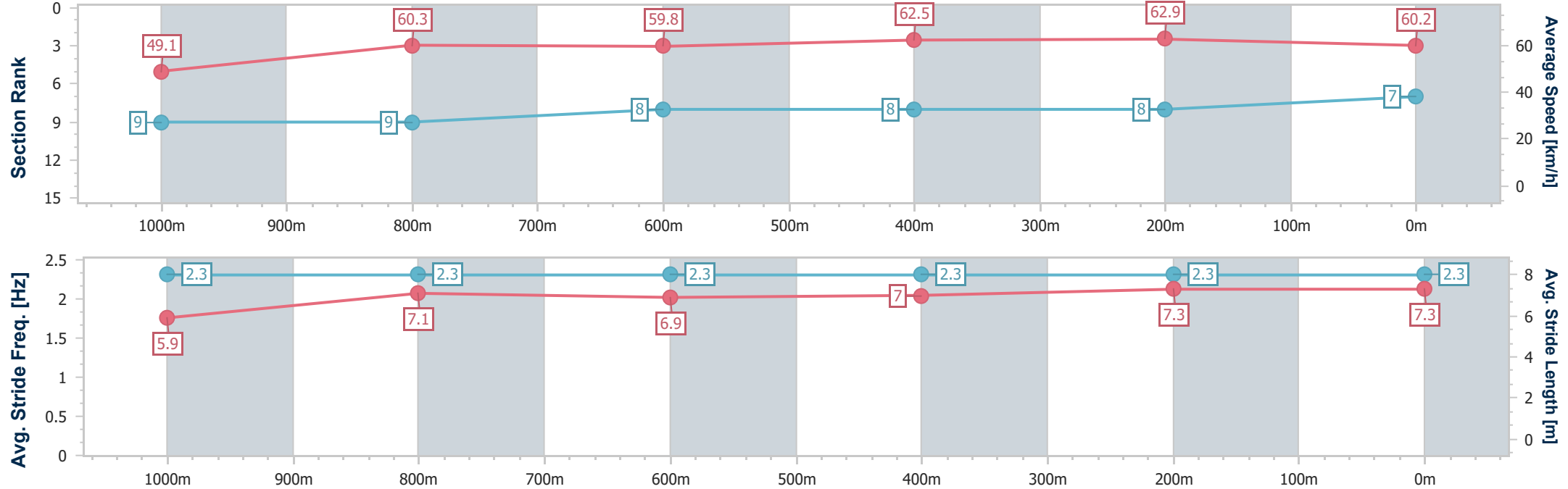
Horse/Jockey Name	Lottery Link
Final Rank	7
Fastest Section Time (Section)	0:11.45 (400m)
Top Speed [km/h] (Section)	64.2 (400m)
Race State	Finished



Sunshine CoastProfessional
Race 3: KEVLACAT POWER BOATS AUSTRALIA QTIS Three-
Year-Old Colts & Geldings Maiden Handicap - 1200m
14 December 2025 - 13:35
Track Rating: Good 4, Weather: Overcast, Rail Position: +7m Entire
Course.



Section	Overall	1000m	800m	600m	400m	200m							
Section Times	1:13.92 [7] (0:14.67)	0:59.25 [9] (0:12.04)	0:47.21 [9] (0:12.19)	0:35.02 [8] (0:11.63)	0:23.39 [8] (0:11.45)	0:11.94 [8] (0:11.94)							
Average Speed [km/h]	49.1	60.3	59.8	62.5	62.9	60.2							
Top Speed [km/h]	61.5	62.1	61.0	63.6	64.2	61.8							
Avg. Dist. to Rail [m]	3.9	2.8	2.1	1.8	2.6	2.0							
Avg. Stride Freq. [Hz]	2.3	2.3	2.3	2.3	2.3	2.3							
Avg. Stride Length [m]	5.9	7.1	6.9	7.0	7.3	7.3							



- [] Ranking at each section and finish
- .-.- No data available at this section
- NA No data available



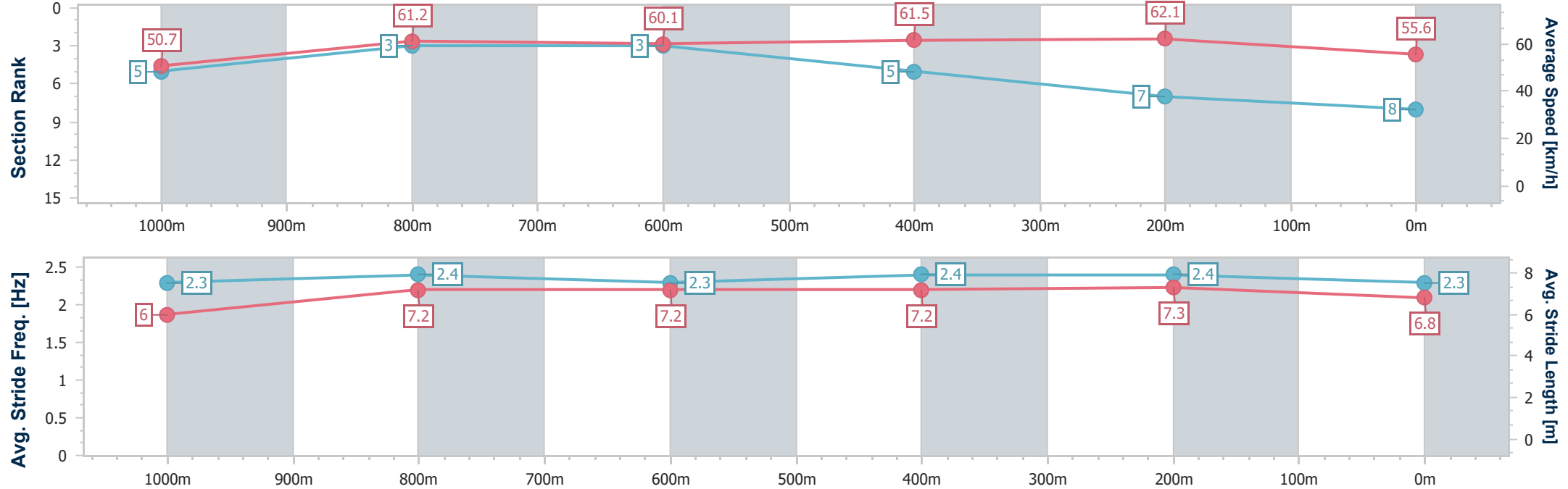
Horse/Jockey Name	Holy Havoc
Final Rank	8
Fastest Section Time (Section)	0:11.57 (400m)
Top Speed [km/h] (Section)	63.7 (400m)
Race State	Finished



Sunshine CoastProfessional
Race 3: KEVLACAT POWER BOATS AUSTRALIA QTIS Three-
Year-Old Colts & Geldings Maiden Handicap - 1200m
14 December 2025 - 13:35
Track Rating: Good 4, Weather: Overcast, Rail Position: +7m Entire
Course.



Section	Overall	1000m	800m	600m	400m	200m							
Section Times	1:14.79 [8] (0:14.22)	1:00.57 [5] (0:11.83)	0:48.74 [3] (0:12.22)	0:36.52 [3] (0:12.00)	0:24.52 [5] (0:11.57)	0:12.95 [7] (0:12.95)							
Average Speed [km/h]	50.7	61.2	60.1	61.5	62.1	55.6							
Top Speed [km/h]	62.2	62.7	61.3	63.6	63.7	59.0							
Avg. Dist. to Rail [m]	5.6	3.7	3.0	4.4	5.7	4.8							
Avg. Stride Freq. [Hz]	2.3	2.4	2.3	2.4	2.4	2.3							
Avg. Stride Length [m]	6.0	7.2	7.2	7.2	7.3	6.8							



[] Ranking at each section and finish
-.-.- No data available at this section
NA No data available



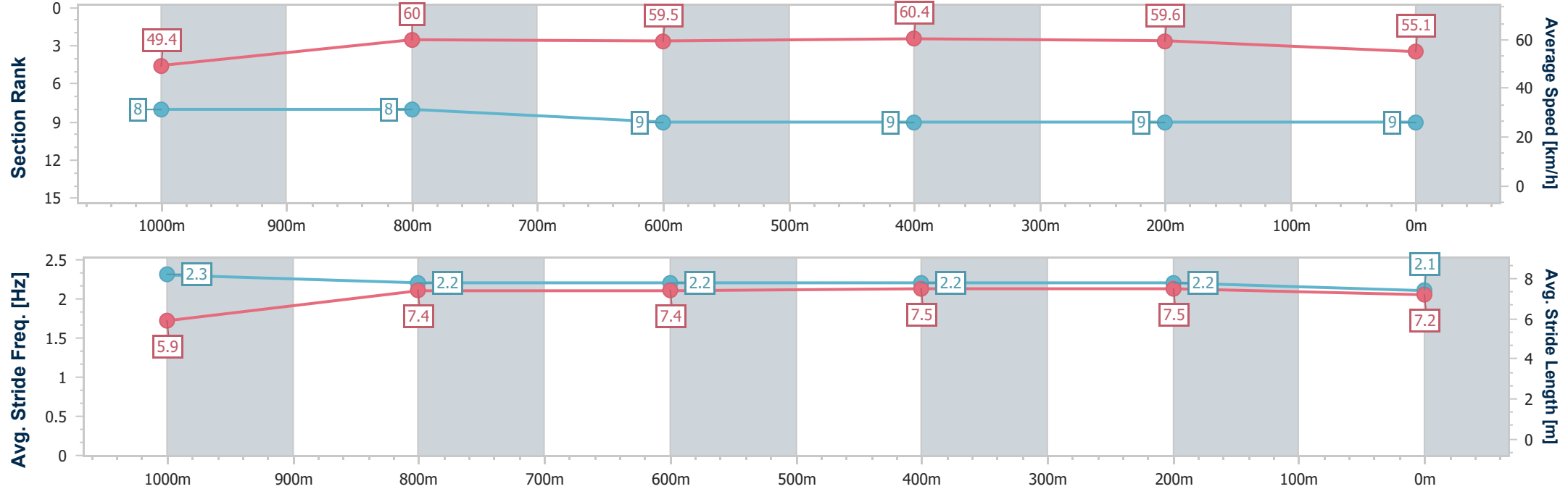
Horse/Jockey Name	Brother Brett
Final Rank	9
Fastest Section Time (Section)	0:12.06 (400m)
Top Speed [km/h] (Section)	61.2 (1000m)
Race State	Finished



Sunshine CoastProfessional
Race 3: KEVLACAT POWER BOATS AUSTRALIA QTIS Three-
Year-Old Colts & Geldings Maiden Handicap - 1200m
14 December 2025 - 13:35
Track Rating: Good 4, Weather: Overcast, Rail Position: +7m Entire
Course.



Section	Overall	1000m	800m	600m	400m	200m							
Section Times	1:16.18 [9] (0:14.60)	1:01.58 [8] (0:12.07)	0:49.51 [8] (0:12.31)	0:37.20 [9] (0:12.07)	0:25.13 [9] (0:12.06)	0:13.07 [9] (0:13.07)							
Average Speed [km/h]	49.4	60.0	59.5	60.4	59.6	55.1							
Top Speed [km/h]	60.4	61.2	60.0	60.9	60.5	58.6							
Avg. Dist. to Rail [m]	7.2	3.7	2.6	2.1	1.9	1.6							
Avg. Stride Freq. [Hz]	2.3	2.2	2.2	2.2	2.2	2.1							
Avg. Stride Length [m]	5.9	7.4	7.4	7.5	7.5	7.2							



[] Ranking at each section and finish
-.-.- No data available at this section
NA No data available



Sunshine Coast Professional
Race 4: JAWA OFF ROAD CAMPERS QTIS Three-Year-Old Fillies Maiden
Handicap - 1200m
14 December 2025 - 14:13



Track Rating: Good 4, Weather: Overcast, Rail Position: +7m Entire Course.

Section		Overall				1000m	800m	600m	400m	200m	Last 600m		
Field Times		1:11.06 (0:13.45)				0:57.61 (0:10.85)	0:46.76 (0:11.73)	0:35.03 (0:11.64)	0:23.39 (0:11.10)	0:12.29 (0:12.29)	0:35.03		
Rank	TAB	Horse/Jockey	Barrier	Top Speed [km/h]	Fastest Section						Margin	Distance Travelled [m]	
1	2	DIALIDAE	14	69.2	0:10.85	1:11.06 [1]	0:57.61 [1]	0:46.76 [1]	0:35.03 [1]	0:23.39 [1]	0:12.29 [1]	1:11.06	0:35.03
		Ron Stewart		1000m	1000m	(0:13.45)	(0:10.85)	(0:11.73)	(0:11.64)	(0:11.10)	(0:12.29)		
2	1	CARBONARA	11	68.3	0:10.93	1:11.79 [2]	0:58.22 [3]	0:47.29 [2]	0:35.57 [2]	0:24.02 [2]	0:12.81 [2]	4.29L	0:35.57 +1
		Daniel Moor		1000m	1000m	(0:13.57)	(0:10.93)	(0:11.72)	(0:11.55)	(0:11.21)	(0:12.81)		
3	7	LITTLE MISS CLASSY	3	67.5	0:11.04	1:12.15 [3]	0:58.09 [8]	0:47.05 [7]	0:35.55 [6]	0:23.81 [6]	0:12.28 [4]	6.44L	0:35.55 +1
		Cejay Graham		1000m	1000m	(0:14.06)	(0:11.04)	(0:11.50)	(0:11.74)	(0:11.53)	(0:12.28)		
4	12	HEART 'N' POWER	2	67.9	0:11.03	1:12.17 [4]	0:58.40 [5]	0:47.37 [5]	0:35.60 [5]	0:24.02 [3]	0:12.38 [3]	6.53L	0:35.60 +3
		Jackson Murphy		1000m	1000m	(0:13.77)	(0:11.03)	(0:11.77)	(0:11.58)	(0:11.64)	(0:12.38)		
5	4	ISLA DELILAH	10	66.0	0:11.26	1:12.22 [5]	0:58.28 [7]	0:47.02 [8]	0:35.25 [8]	0:23.55 [7]	0:12.05 [6]	6.85L	0:35.25 +0
		Justin Huxtable		1000m	1000m	(0:13.94)	(0:11.26)	(0:11.77)	(0:11.70)	(0:11.50)	(0:12.05)		
6	3	ESPOIR DA TAP	12	65.3	0:11.30	1:12.70 [6]	0:58.33 [10]	0:46.98 [11]	0:35.25 [11]	0:23.74 [10]	0:12.44 [7]	9.66L	0:35.25 +4
		Mark Du Plessis		400m	400m	(0:14.37)	(0:11.35)	(0:11.73)	(0:11.51)	(0:11.30)	(0:12.44)		
7	6	KINDRED	8	65.4	0:11.21	1:12.95 [7]	0:58.45 [11]	0:47.24 [10]	0:35.77 [9]	0:24.10 [8]	0:12.51 [9]	11.16L	0:35.77 -2
		Brandon Lerena		1000m	1000m	(0:14.50)	(0:11.21)	(0:11.47)	(0:11.67)	(0:11.59)	(0:12.51)		
8	9	WINNING FLAME	9	65.9	0:11.36	1:13.40 [8]	0:59.23 [9]	0:47.87 [9]	0:36.14 [10]	0:24.39 [11]	0:12.72 [10]	13.79L	0:36.14 +1
		Montana Philpot		1000m	1000m	(0:14.17)	(0:11.36)	(0:11.73)	(0:11.75)	(0:11.67)	(0:12.72)		
9	10	BE AN ANGEL	4	67.8	0:11.22	1:13.43 [9]	0:59.89 [2]	0:48.67 [4]	0:36.89 [4]	0:25.23 [4]	0:13.34 [5]	13.97L	0:36.89 -1
		Bella Youngberry		Overall	1000m	(0:13.54)	(0:11.22)	(0:11.78)	(0:11.66)	(0:11.89)	(0:13.34)		
10	8	REEVACITY	13	64.7	0:11.45	1:13.87 [10]	0:59.29 [12]	0:47.84 [12]	0:36.39 [12]	0:24.80 [12]	0:13.05 [11]	16.56L	0:36.39 -1
		Corey Sutherland		800m	1000m	(0:14.58)	(0:11.45)	(0:11.45)	(0:11.59)	(0:11.75)	(0:13.05)		

Scratched: Haniel (#13)

Report Created: Sun 14 December 2025 14:53 GM (Note: Timing is based on position data)

Page 1/15

[] Ranking at each section and finish
-:-:- No data available at this section
NA No data available

SCN Saddle cloth number
DNF Did not finish
DNT Did not track

data processed by TRIPLESDATA



Sunshine Coast Professional
Race 4: JAWA OFF ROAD CAMPERS QTIS Three-Year-Old Fillies Maiden
Handicap - 1200m
14 December 2025 - 14:13



Track Rating: Good 4, Weather: Overcast, Rail Position: +7m Entire Course.

Section						Overall	1000m	800m	600m	400m	200m	Last 600m		
Field Times						1:11.06 (0:13.45)	0:57.61 (0:10.85)	0:46.76 (0:11.73)	0:35.03 (0:11.64)	0:23.39 (0:11.10)	0:12.29 (0:12.29)	0:35.03		
Rank	TAB	Horse/Jockey	Barrier	Top Speed [km/h]	Fastest Section							Margin	Distance Travelled [m]	
11	14	PRONTO PERCY	1	68.3	0:10.99	1:13.96 [11]	1:00.33 [4]	0:49.34 [3]	0:37.60 [3]	0:25.75 [5]	0:13.53 [8]	17.1L	0:37.60	-3
		Georgina Cartwright		Overall	1000m	(0:13.63)	(0:10.99)	(0:11.74)	(0:11.85)	(0:12.22)	(0:13.53)			
12	5	LADY KATE	5	65.9	0:11.26	1:14.80 [12]	1:01.03 [6]	0:49.77 [6]	0:37.85 [7]	0:25.86 [9]	0:13.94 [12]	21.99L	0:37.85	+2
		Damien Boche		1000m	1000m	(0:13.77)	(0:11.26)	(0:11.92)	(0:11.99)	(0:11.92)	(0:13.94)			
13	11	TOI TOI	6	66.5	0:10.98	1:15.70 [13]	1:00.26 [13]	0:48.64 [13]	0:37.66 [13]	0:26.21 [13]	0:14.17 [13]	27.3L	0:37.66	-3
		Jaden Lloyd		800m	800m	(0:15.44)	(0:11.62)	(0:10.98)	(0:11.45)	(0:12.04)	(0:14.17)			

Scratched: Haniel (#13)



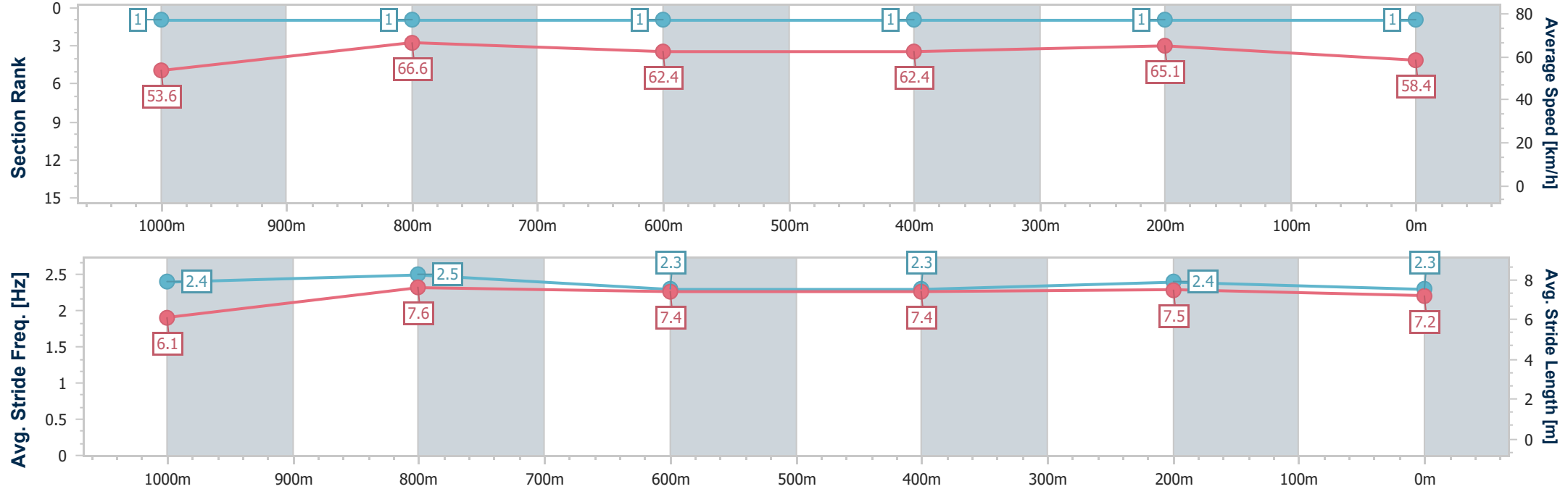
Horse/Jockey Name	Dialidae
Final Rank	1
Fastest Section Time (Section)	0:10.85 (1000m)
Top Speed [km/h] (Section)	69.2 (1000m)
Race State	Finished



Sunshine CoastProfessional
Race 4: JAWA OFF ROAD CAMPERS QTIS Three-Year-Old
Fillies Maiden Handicap - 1200m
14 December 2025 - 14:13
Track Rating: Good 4, Weather: Overcast, Rail Position: +7m Entire Course.



Section	Overall	1000m	800m	600m	400m	200m								
Section Times	1:11.06 [1] (0:13.45)	0:57.61 [1] (0:10.85)	0:46.76 [1] (0:11.73)	0:35.03 [1] (0:11.64)	0:23.39 [1] (0:11.10)	0:12.29 [1] (0:12.29)								
Average Speed [km/h]	53.6	66.6	62.4	62.4	65.1	58.4								
Top Speed [km/h]	68.0	69.2	63.7	64.4	65.6	62.9								
Avg. Dist. to Rail [m]	11.0	2.6	2.4	2.1	0.5	0.7								
Avg. Stride Freq. [Hz]	2.4	2.5	2.3	2.3	2.4	2.3								
Avg. Stride Length [m]	6.1	7.6	7.4	7.4	7.5	7.2								



[] Ranking at each section and finish
-.-.- No data available at this section
NA No data available



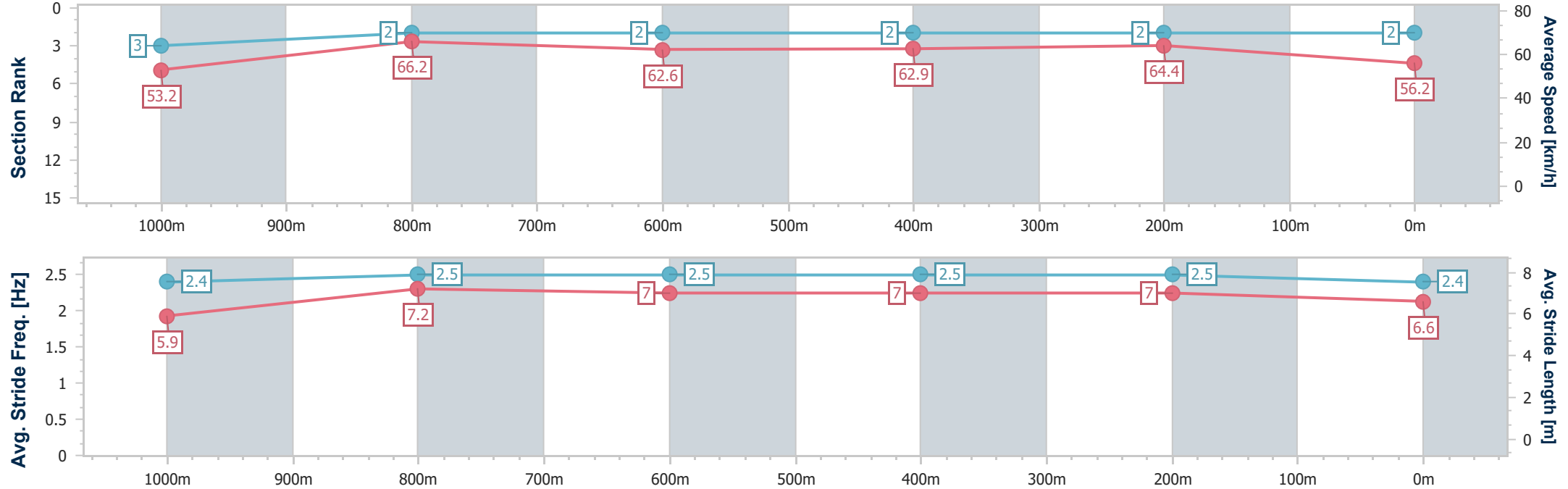
Horse/Jockey Name	Carbonara
Final Rank	2
Fastest Section Time (Section)	0:10.93 (1000m)
Top Speed [km/h] (Section)	68.3 (1000m)
Race State	Finished



Sunshine CoastProfessional
Race 4: JAWA OFF ROAD CAMPERS QTIS Three-Year-Old
Fillies Maiden Handicap - 1200m
14 December 2025 - 14:13
Track Rating: Good 4, Weather: Overcast, Rail Position: +7m Entire Course.



Section	Overall	1000m	800m	600m	400m	200m								
Section Times	1:11.79 [2] (0:13.57)	0:58.22 [3] (0:10.93)	0:47.29 [2] (0:11.72)	0:35.57 [2] (0:11.55)	0:24.02 [2] (0:11.21)	0:12.81 [2] (0:12.81)								
Average Speed [km/h]	53.2	66.2	62.6	62.9	64.4	56.2								
Top Speed [km/h]	67.6	68.3	63.2	65.2	66.2	61.7								
Avg. Dist. to Rail [m]	9.1	3.0	2.9	1.8	1.4	1.6								
Avg. Stride Freq. [Hz]	2.4	2.5	2.5	2.5	2.5	2.4								
Avg. Stride Length [m]	5.9	7.2	7.0	7.0	7.0	6.6								



[] Ranking at each section and finish
-.-.- No data available at this section
NA No data available



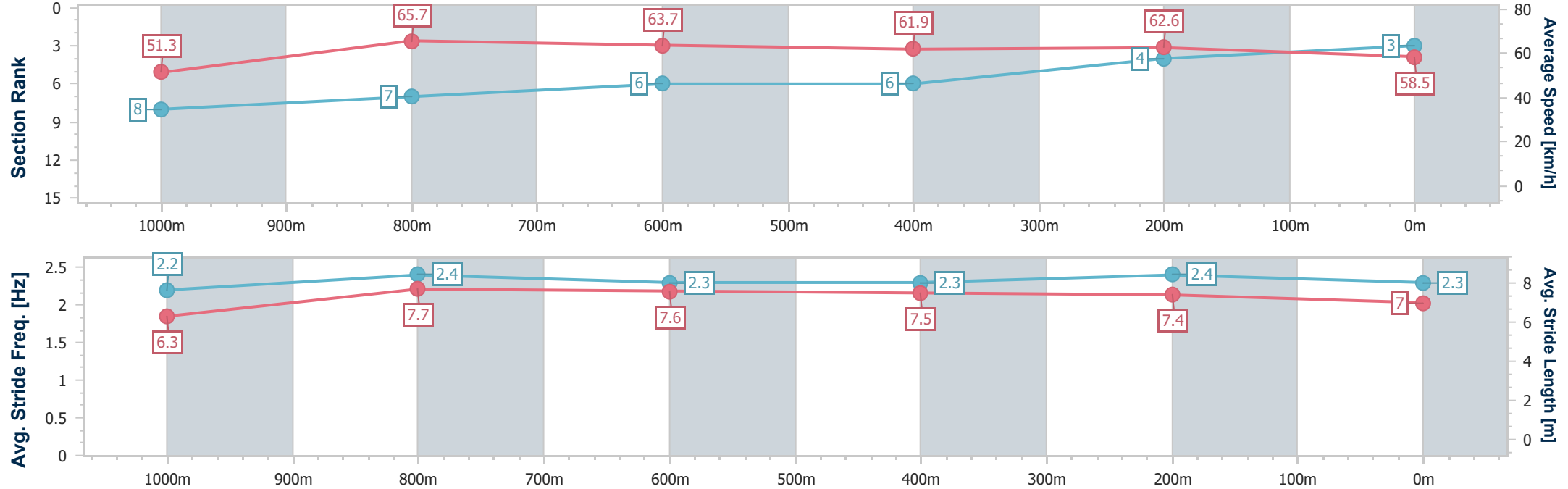
Horse/Jockey Name	Little Miss Classy
Final Rank	3
Fastest Section Time (Section)	0:11.04 (1000m)
Top Speed [km/h] (Section)	67.5 (1000m)
Race State	Finished



Sunshine CoastProfessional
Race 4: JAWA OFF ROAD CAMPERS QTIS Three-Year-Old
Fillies Maiden Handicap - 1200m
14 December 2025 - 14:13
Track Rating: Good 4, Weather: Overcast, Rail Position: +7m Entire
Course.



Section	Overall	1000m	800m	600m	400m	200m								
Section Times	1:12.15 [3] (0:14.06)	0:58.09 [8] (0:11.04)	0:47.05 [7] (0:11.50)	0:35.55 [6] (0:11.74)	0:23.81 [6] (0:11.53)	0:12.28 [4] (0:12.28)								
Average Speed [km/h]	51.3	65.7	63.7	61.9	62.6	58.5								
Top Speed [km/h]	67.2	67.5	65.3	62.6	63.6	61.3								
Avg. Dist. to Rail [m]	4.1	2.5	2.9	1.7	3.5	4.0								
Avg. Stride Freq. [Hz]	2.2	2.4	2.3	2.3	2.4	2.3								
Avg. Stride Length [m]	6.3	7.7	7.6	7.5	7.4	7.0								



[] Ranking at each section and finish
-.-.- No data available at this section
NA No data available



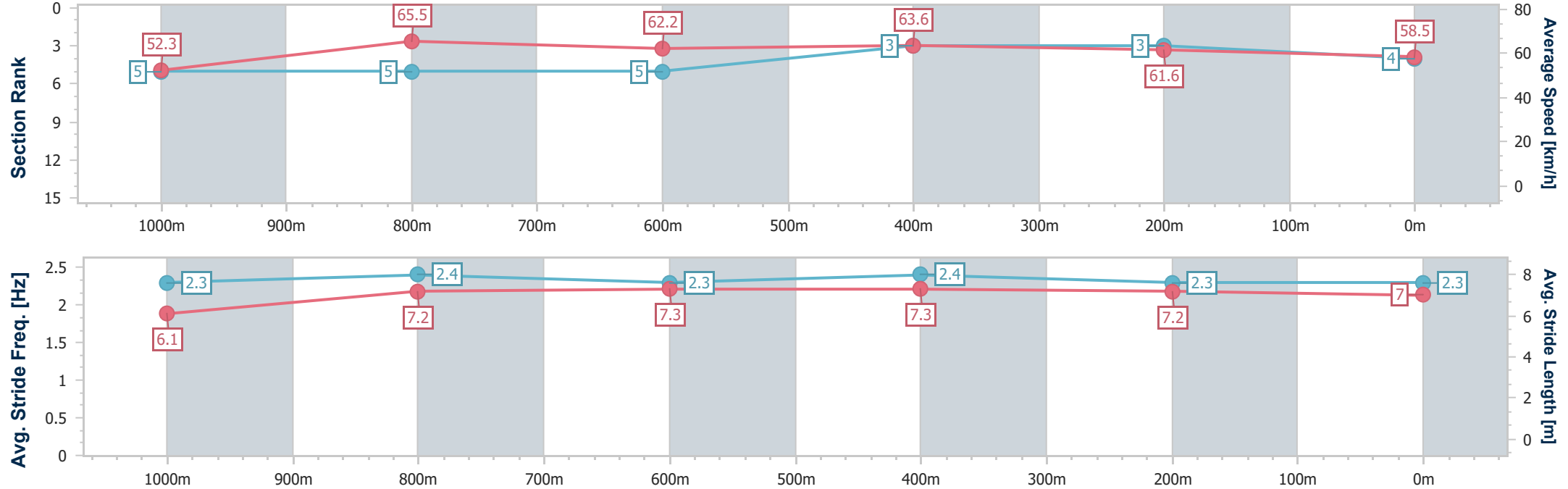
Horse/Jockey Name	Heart 'N' Power
Final Rank	4
Fastest Section Time (Section)	0:11.03 (1000m)
Top Speed [km/h] (Section)	67.9 (1000m)
Race State	Finished



Sunshine CoastProfessional
Race 4: JAWA OFF ROAD CAMPERS QTIS Three-Year-Old
Fillies Maiden Handicap - 1200m
14 December 2025 - 14:13
Track Rating: Good 4, Weather: Overcast, Rail Position: +7m Entire
Course.



Section	Overall	1000m	800m	600m	400m	200m								
Section Times	1:12.17 [4] (0:13.77)	0:58.40 [5] (0:11.03)	0:47.37 [5] (0:11.77)	0:35.60 [5] (0:11.58)	0:24.02 [3] (0:11.64)	0:12.38 [3] (0:12.38)								
Average Speed [km/h]	52.3	65.5	62.2	63.6	61.6	58.5								
Top Speed [km/h]	67.9	67.9	62.9	64.0	63.8	60.1								
Avg. Dist. to Rail [m]	3.9	3.0	2.8	3.5	4.4	3.5								
Avg. Stride Freq. [Hz]	2.3	2.4	2.3	2.4	2.3	2.3								
Avg. Stride Length [m]	6.1	7.2	7.3	7.3	7.2	7.0								



[] Ranking at each section and finish
-.-.- No data available at this section
NA No data available



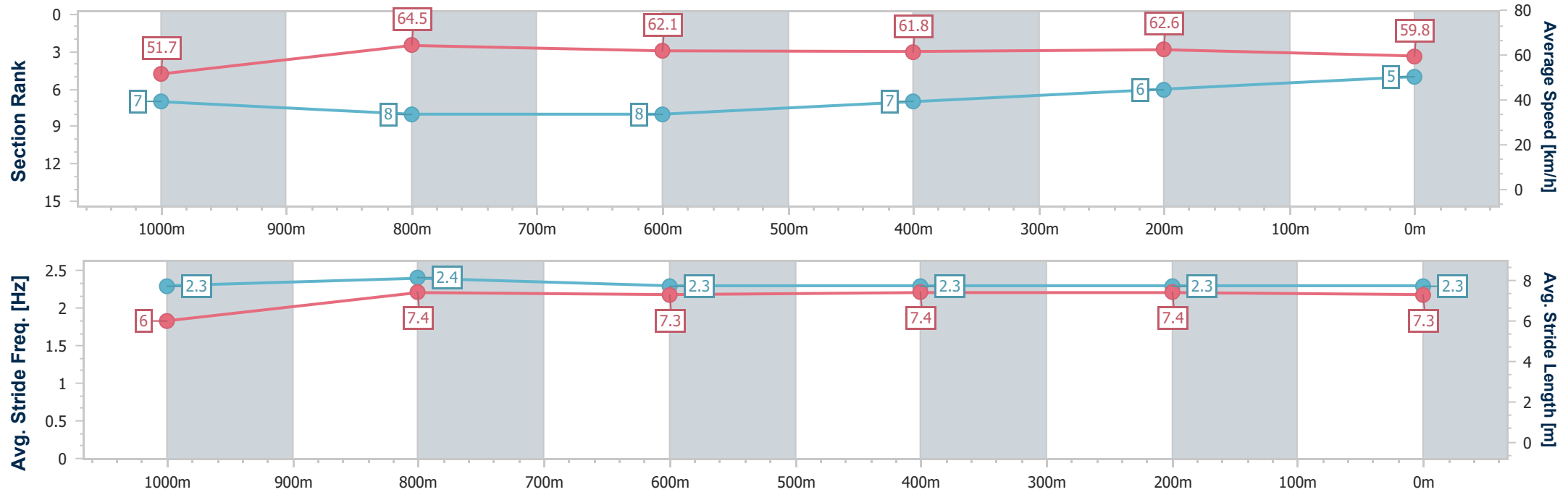
Horse/Jockey Name	Isla Delilah
Final Rank	5
Fastest Section Time (Section)	0:11.26 (1000m)
Top Speed [km/h] (Section)	66.0 (1000m)
Race State	Finished



Sunshine CoastProfessional
Race 4: JAWA OFF ROAD CAMPERS QTIS Three-Year-Old
Fillies Maiden Handicap - 1200m
14 December 2025 - 14:13
Track Rating: Good 4, Weather: Overcast, Rail Position: +7m Entire
Course.



Section	Overall	1000m	800m	600m	400m	200m							
Section Times	1:12.22 [5] (0:13.94)	0:58.28 [7] (0:11.26)	0:47.02 [8] (0:11.77)	0:35.25 [8] (0:11.70)	0:23.55 [7] (0:11.50)	0:12.05 [6] (0:12.05)							
Average Speed [km/h]	51.7	64.5	62.1	61.8	62.6	59.8							
Top Speed [km/h]	65.3	66.0	63.6	63.1	64.0	61.4							
Avg. Dist. to Rail [m]	8.2	3.6	2.3	0.9	3.5	5.7							
Avg. Stride Freq. [Hz]	2.3	2.4	2.3	2.3	2.3	2.3							
Avg. Stride Length [m]	6.0	7.4	7.3	7.4	7.4	7.3							



[] Ranking at each section and finish
-.-.- No data available at this section
NA No data available



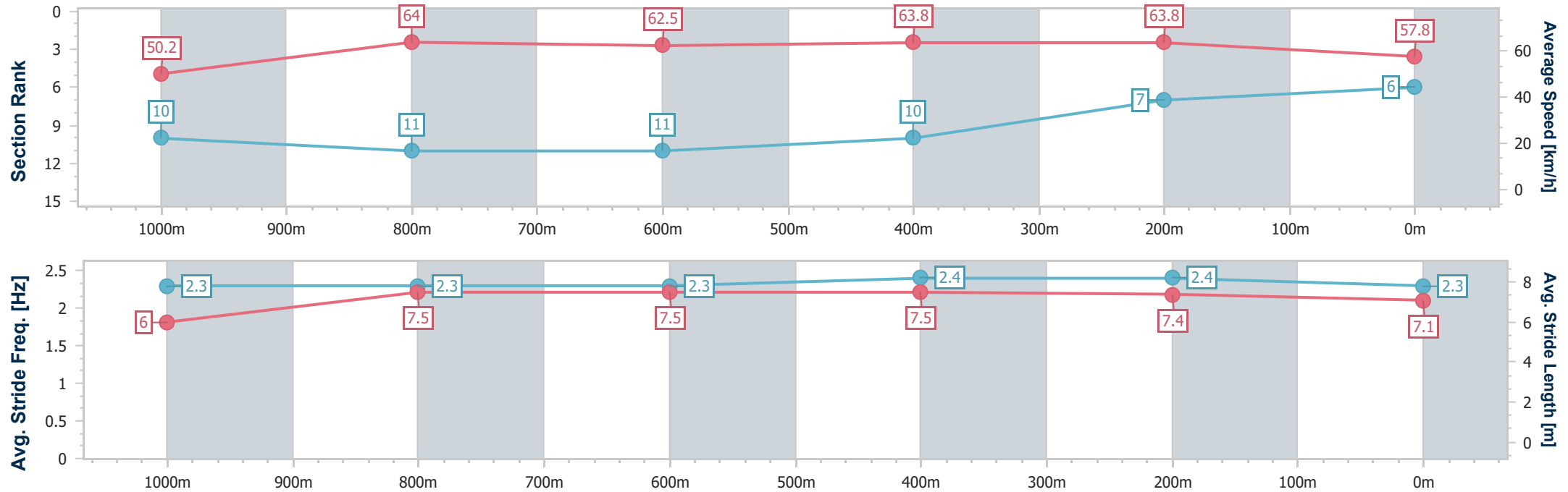
Horse/Jockey Name	Espoir Da Tap
Final Rank	6
Fastest Section Time (Section)	0:11.30 (400m)
Top Speed [km/h] (Section)	65.3 (400m)
Race State	Finished



Sunshine CoastProfessional
Race 4: JAWA OFF ROAD CAMPERS QTIS Three-Year-Old
Fillies Maiden Handicap - 1200m
14 December 2025 - 14:13
Track Rating: Good 4, Weather: Overcast, Rail Position: +7m Entire
Course.



Section	Overall	1000m	800m	600m	400m	200m							
Section Times	1:12.70 [6] (0:14.37)	0:58.33 [10] (0:11.35)	0:46.98 [11] (0:11.73)	0:35.25 [11] (0:11.51)	0:23.74 [10] (0:11.30)	0:12.44 [7] (0:12.44)							
Average Speed [km/h]	50.2	64.0	62.5	63.8	63.8	57.8							
Top Speed [km/h]	64.8	64.9	64.8	65.2	65.3	61.7							
Avg. Dist. to Rail [m]	8.4	3.5	3.6	3.4	4.7	5.8							
Avg. Stride Freq. [Hz]	2.3	2.3	2.3	2.4	2.4	2.3							
Avg. Stride Length [m]	6.0	7.5	7.5	7.5	7.4	7.1							





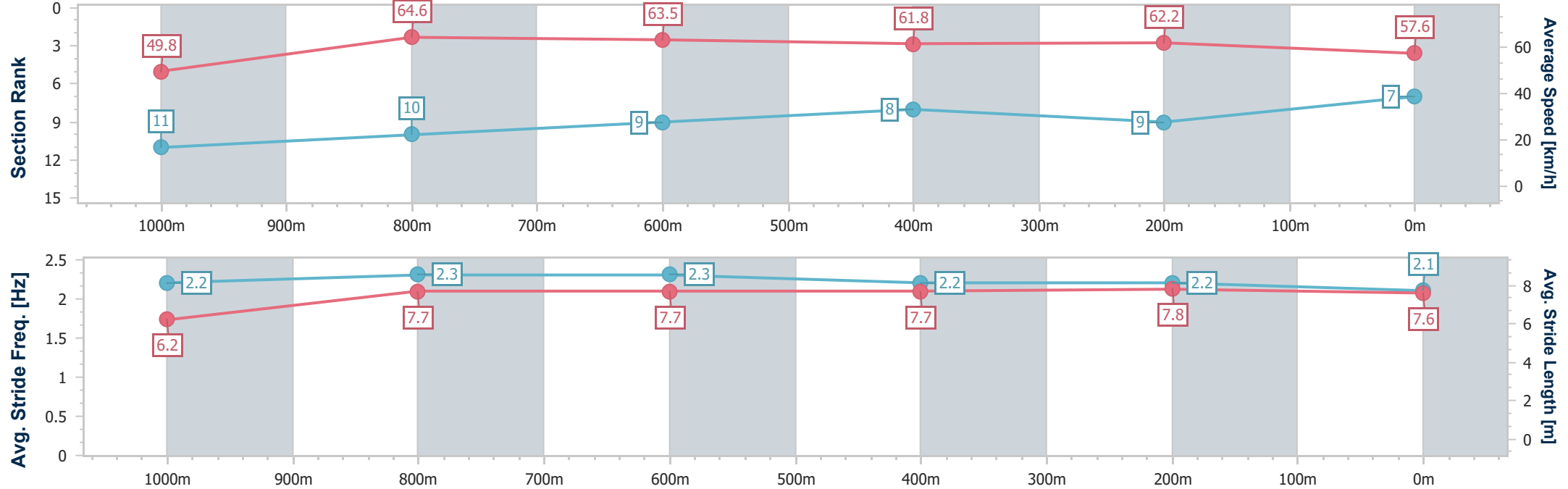
Horse/Jockey Name	Kindred
Final Rank	7
Fastest Section Time (Section)	0:11.21 (1000m)
Top Speed [km/h] (Section)	65.4 (1000m)
Race State	Finished



Sunshine CoastProfessional
Race 4: JAWA OFF ROAD CAMPERS QTIS Three-Year-Old
Fillies Maiden Handicap - 1200m
14 December 2025 - 14:13
Track Rating: Good 4, Weather: Overcast, Rail Position: +7m Entire
Course.



Section	Overall	1000m	800m	600m	400m	200m								
Section Times	1:12.95 [7] (0:14.50)	0:58.45 [11] (0:11.21)	0:47.24 [10] (0:11.47)	0:35.77 [9] (0:11.67)	0:24.10 [8] (0:11.59)	0:12.51 [9] (0:12.51)								
Average Speed [km/h]	49.8	64.6	63.5	61.8	62.2	57.6								
Top Speed [km/h]	64.8	65.4	65.2	62.8	62.6	61.1								
Avg. Dist. to Rail [m]	6.2	2.6	1.8	0.6	0.9	1.8								
Avg. Stride Freq. [Hz]	2.2	2.3	2.3	2.2	2.2	2.1								
Avg. Stride Length [m]	6.2	7.7	7.7	7.7	7.8	7.6								



[] Ranking at each section and finish
-.-.- No data available at this section
NA No data available



Horse/Jockey Name	Winning Flame
Final Rank	8
Fastest Section Time (Section)	0:11.36 (1000m)
Top Speed [km/h] (Section)	65.9 (1000m)
Race State	Finished



Sunshine CoastProfessional

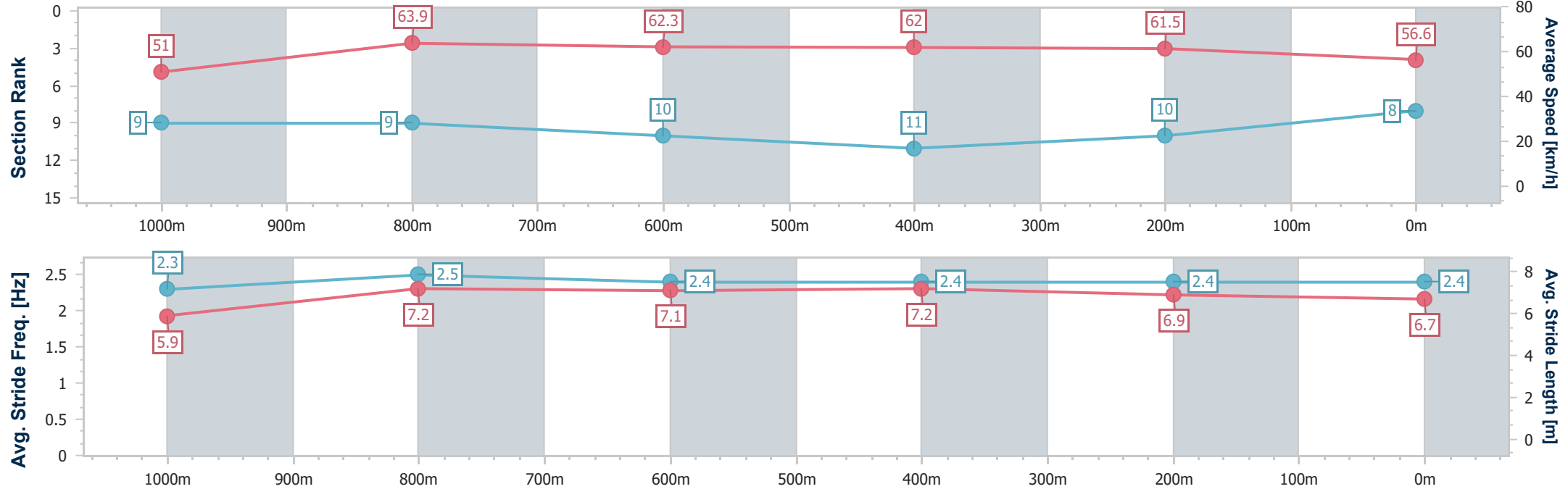
Race 4: JAWA OFF ROAD CAMPERS QTIS Three-Year-Old
Fillies Maiden Handicap - 1200m

14 December 2025 - 14:13

Track Rating: Good 4, Weather: Overcast, Rail Position: +7m Entire Course.

SCTCSUNSHINE COAST TURF CLUB

Section	Overall	1000m	800m	600m	400m	200m							
Section Times	1:13.40 [8] (0:14.17)	0:59.23 [9] (0:11.36)	0:47.87 [9] (0:11.73)	0:36.14 [10] (0:11.75)	0:24.39 [11] (0:11.67)	0:12.72 [10] (0:12.72)							
Average Speed [km/h]	51.0	63.9	62.3	62.0	61.5	56.6							
Top Speed [km/h]	65.5	65.9	64.3	62.4	62.4	60.2							
Avg. Dist. to Rail [m]	7.5	3.6	2.6	1.9	2.5	4.5							
Avg. Stride Freq. [Hz]	2.3	2.5	2.4	2.4	2.4	2.4							
Avg. Stride Length [m]	5.9	7.2	7.1	7.2	6.9	6.7							



[] Ranking at each section and finish
-.-.- No data available at this section
NA No data available



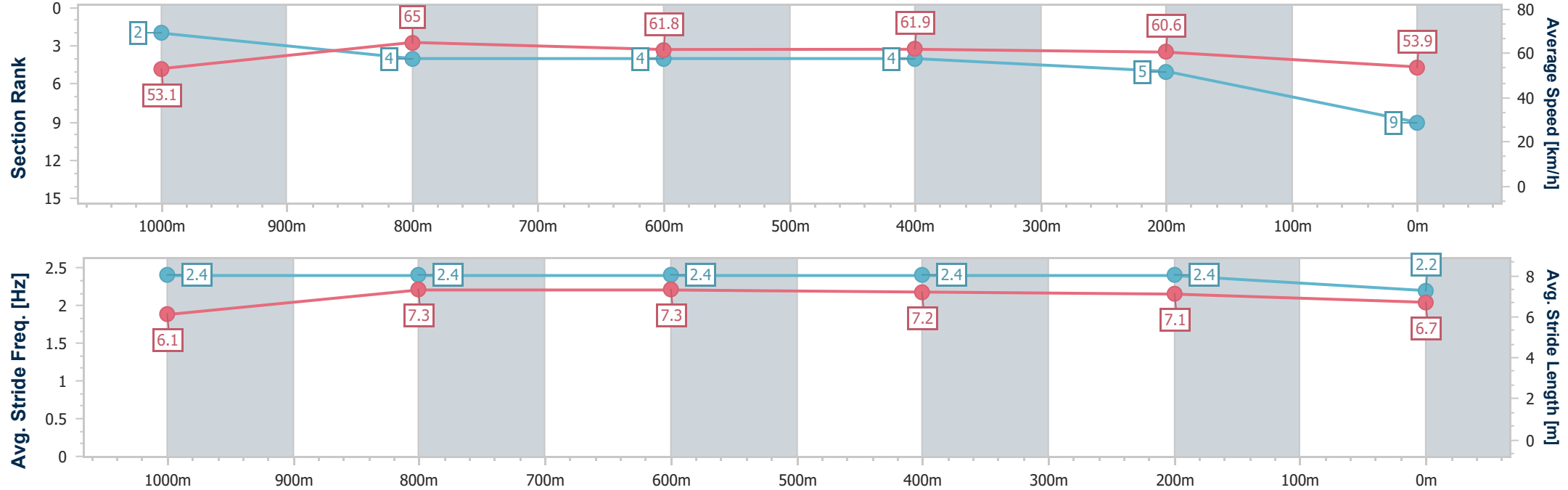
Horse/Jockey Name	Be An Angel
Final Rank	9
Fastest Section Time (Section)	0:11.22 (1000m)
Top Speed [km/h] (Section)	67.8 (Overall)
Race State	Finished



Sunshine CoastProfessional
Race 4: JAWA OFF ROAD CAMPERS QTIS Three-Year-Old
Fillies Maiden Handicap - 1200m
14 December 2025 - 14:13
Track Rating: Good 4, Weather: Overcast, Rail Position: +7m Entire Course.



Section	Overall	1000m	800m	600m	400m	200m							
Section Times	1:13.43 [9] (0:13.54)	0:59.89 [2] (0:11.22)	0:48.67 [4] (0:11.78)	0:36.89 [4] (0:11.66)	0:25.23 [4] (0:11.89)	0:13.34 [5] (0:13.34)							
Average Speed [km/h]	53.1	65.0	61.8	61.9	60.6	53.9							
Top Speed [km/h]	67.8	67.3	62.4	62.0	62.7	57.5							
Avg. Dist. to Rail [m]	5.3	3.4	2.2	0.6	0.9	3.1							
Avg. Stride Freq. [Hz]	2.4	2.4	2.4	2.4	2.4	2.2							
Avg. Stride Length [m]	6.1	7.3	7.3	7.2	7.1	6.7							





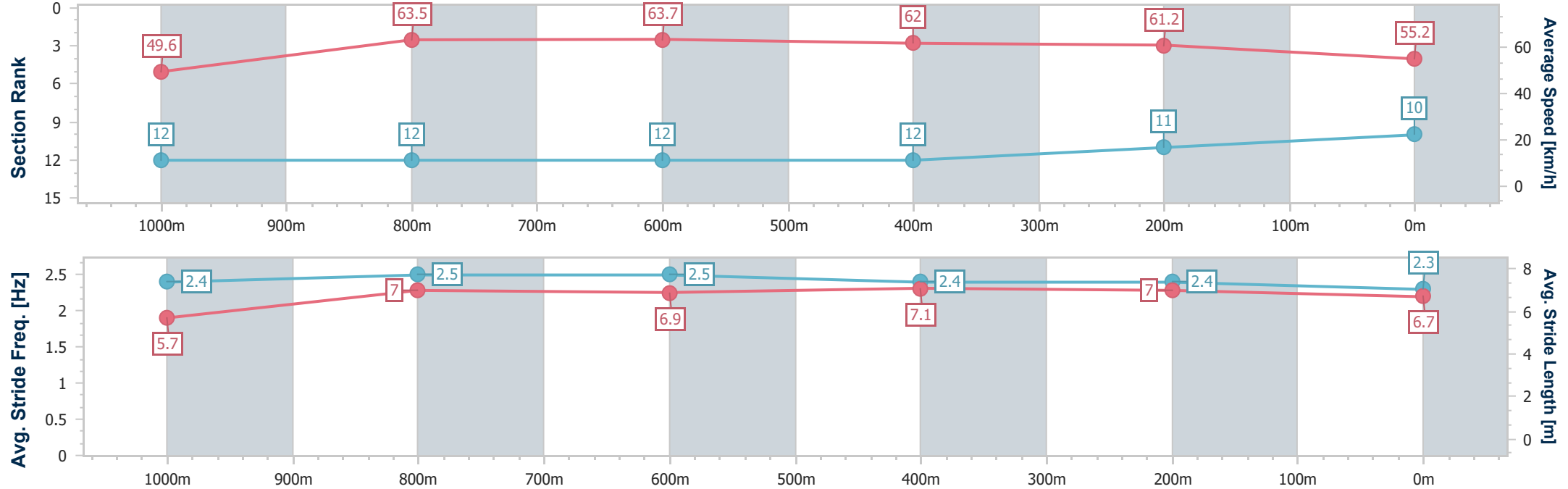
Horse/Jockey Name	Reevacity
Final Rank	10
Fastest Section Time (Section)	0:11.45 (1000m)
Top Speed [km/h] (Section)	64.7 (800m)
Race State	Finished



Sunshine CoastProfessional
Race 4: JAWA OFF ROAD CAMPERS QTIS Three-Year-Old
Fillies Maiden Handicap - 1200m
14 December 2025 - 14:13
Track Rating: Good 4, Weather: Overcast, Rail Position: +7m Entire Course.



Section	Overall	1000m	800m	600m	400m	200m							
Section Times	1:13.87 [10] (0:14.58)	0:59.29 [12] (0:11.45)	0:47.84 [12] (0:11.45)	0:36.39 [12] (0:11.59)	0:24.80 [12] (0:11.75)	0:13.05 [11] (0:13.05)							
Average Speed [km/h]	49.6	63.5	63.7	62.0	61.2	55.2							
Top Speed [km/h]	63.1	63.9	64.7	63.1	62.4	59.6							
Avg. Dist. to Rail [m]	8.9	3.2	2.4	1.1	1.2	0.6							
Avg. Stride Freq. [Hz]	2.4	2.5	2.5	2.4	2.4	2.3							
Avg. Stride Length [m]	5.7	7.0	6.9	7.1	7.0	6.7							





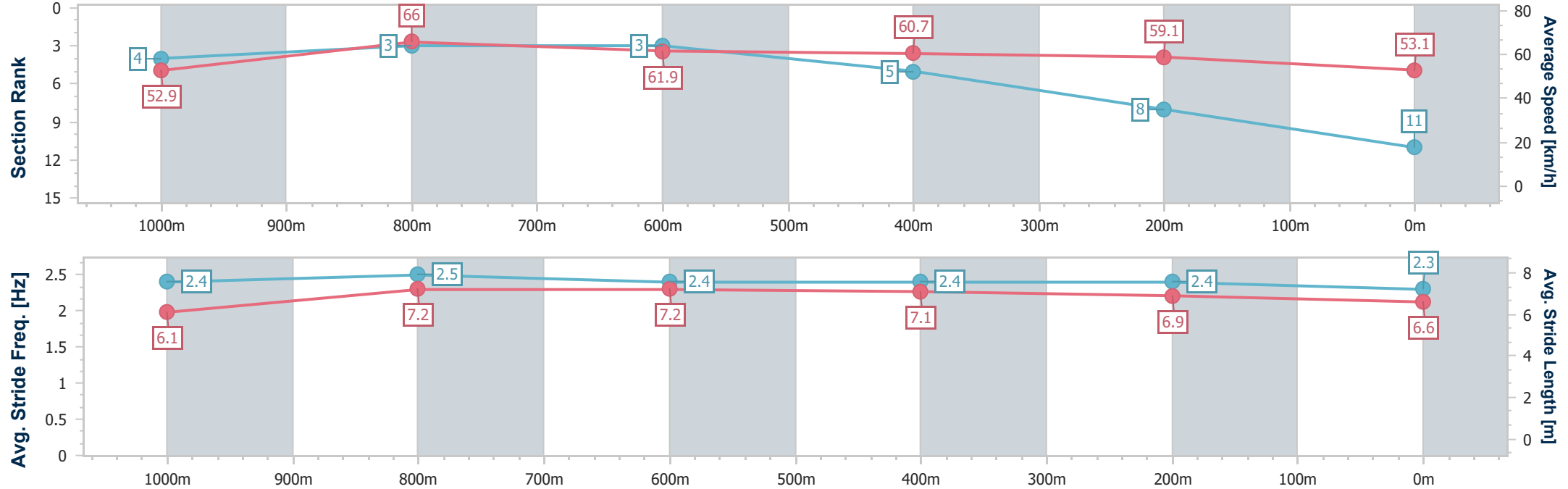
Horse/Jockey Name	Pronto Percy
Final Rank	11
Fastest Section Time (Section)	0:10.99 (1000m)
Top Speed [km/h] (Section)	68.3 (Overall)
Race State	Finished



Sunshine CoastProfessional
Race 4: JAWA OFF ROAD CAMPERS QTIS Three-Year-Old
Fillies Maiden Handicap - 1200m
14 December 2025 - 14:13
Track Rating: Good 4, Weather: Overcast, Rail Position: +7m Entire Course.



Section	Overall	1000m	800m	600m	400m	200m								
Section Times	1:13.96 [11] (0:13.63)	1:00.33 [4] (0:10.99)	0:49.34 [3] (0:11.74)	0:37.60 [3] (0:11.85)	0:25.75 [5] (0:12.22)	0:13.53 [8] (0:13.53)								
Average Speed [km/h]	52.9	66.0	61.9	60.7	59.1	53.1								
Top Speed [km/h]	68.3	68.3	64.5	61.5	62.3	56.0								
Avg. Dist. to Rail [m]	2.7	2.6	1.6	0.7	0.5	0.6								
Avg. Stride Freq. [Hz]	2.4	2.5	2.4	2.4	2.4	2.3								
Avg. Stride Length [m]	6.1	7.2	7.2	7.1	6.9	6.6								





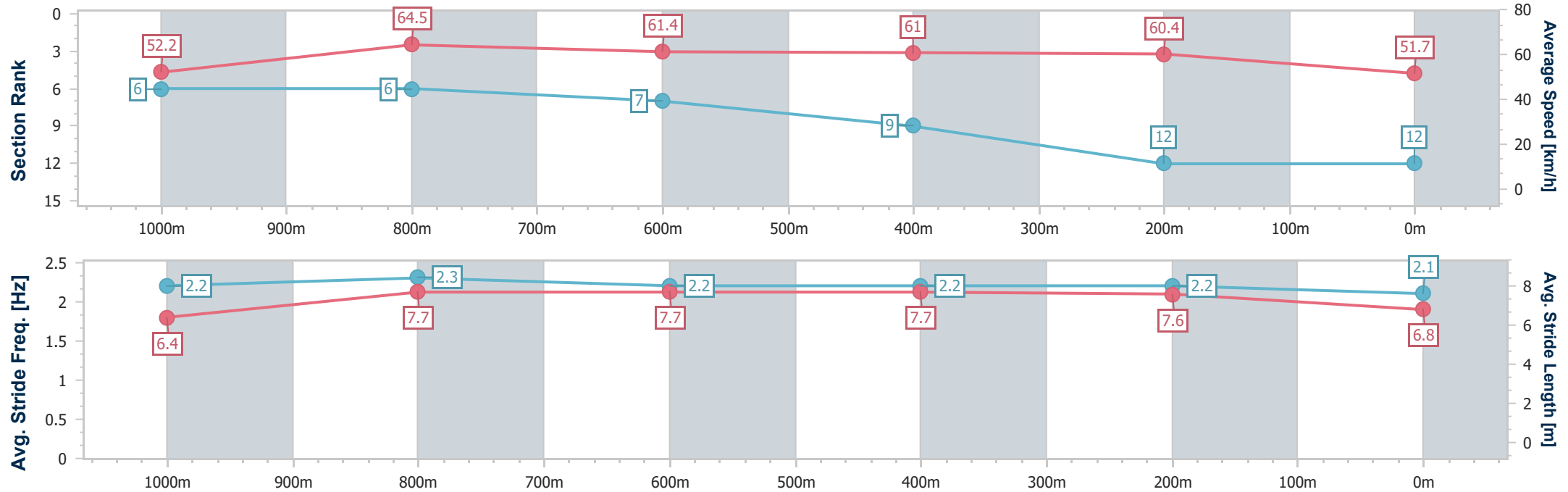
Horse/Jockey Name	Lady Kate
Final Rank	12
Fastest Section Time (Section)	0:11.26 (1000m)
Top Speed [km/h] (Section)	65.9 (1000m)
Race State	Finished



Sunshine CoastProfessional
Race 4: JAWA OFF ROAD CAMPERS QTIS Three-Year-Old
Fillies Maiden Handicap - 1200m
14 December 2025 - 14:13
Track Rating: Good 4, Weather: Overcast, Rail Position: +7m Entire
Course.



Section	Overall	1000m	800m	600m	400m	200m							
Section Times	1:14.80 [12] (0:13.77)	1:01.03 [6] (0:11.26)	0:49.77 [6] (0:11.92)	0:37.85 [7] (0:11.99)	0:25.86 [9] (0:11.92)	0:13.94 [12] (0:13.94)							
Average Speed [km/h]	52.2	64.5	61.4	61.0	60.4	51.7							
Top Speed [km/h]	65.8	65.9	62.3	62.0	61.6	58.2							
Avg. Dist. to Rail [m]	6.3	3.4	3.0	2.5	4.6	5.4							
Avg. Stride Freq. [Hz]	2.2	2.3	2.2	2.2	2.2	2.1							
Avg. Stride Length [m]	6.4	7.7	7.7	7.7	7.6	6.8							





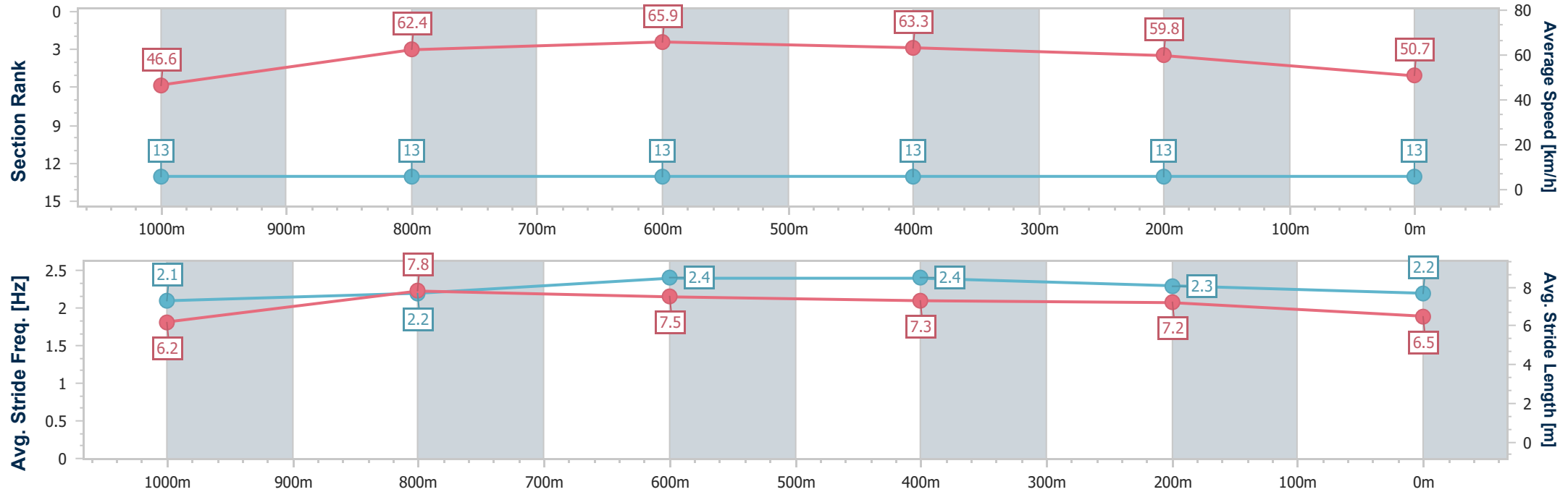
Horse/Jockey Name	Toi Toi
Final Rank	13
Fastest Section Time (Section)	0:10.98 (800m)
Top Speed [km/h] (Section)	66.5 (800m)
Race State	Finished



Sunshine CoastProfessional
Race 4: JAWA OFF ROAD CAMPERS QTIS Three-Year-Old
Fillies Maiden Handicap - 1200m
14 December 2025 - 14:13
Track Rating: Good 4, Weather: Overcast, Rail Position: +7m Entire
Course.



Section	Overall	1000m	800m	600m	400m	200m							
Section Times	1:15.70 [13] (0:15.44)	1:00.26 [13] (0:11.62)	0:48.64 [13] (0:10.98)	0:37.66 [13] (0:11.45)	0:26.21 [13] (0:12.04)	0:14.17 [13] (0:14.17)							
Average Speed [km/h]	46.6	62.4	65.9	63.3	59.8	50.7							
Top Speed [km/h]	59.1	66.1	66.5	64.7	62.1	56.2							
Avg. Dist. to Rail [m]	5.7	2.3	0.8	1.1	3.1	4.0							
Avg. Stride Freq. [Hz]	2.1	2.2	2.4	2.4	2.3	2.2							
Avg. Stride Length [m]	6.2	7.8	7.5	7.3	7.2	6.5							





Sunshine Coast Professional
Race 7: TAB Class 1 & Maiden Plate - 1800m
14 December 2025 - 16:17



Track Rating: Good 4, Weather: Overcast, Rail Position: +7m Entire Course.

Section					Overall	1600m	1400m	1200m	1000m	800m	600m	Last 600m	
Field Times					1:49.57 (0:13.97)	1:35.60 (0:11.51)	1:24.09 (0:12.10)	1:11.99 (0:12.21)	0:59.78 (0:12.54)	0:47.24 (0:12.03)	0:35.21 (0:11.48)	0:35.21	
Rank	TAB	Horse/Jockey	Barrier	Top Speed [km/h]	Fastest Section								Distance Travelled [m]
1	10	EASY LOVE	7	65.0	0:11.48	1:49.57 [1]	1:35.60 [1]	1:24.09 [1]	1:11.99 [1]	0:59.78 [1]	0:47.24 [1]	0:35.21 [1]	0:35.21
		Jag Guthmann-Chester		1600m	600m	(0:13.97)	(0:11.51)	(0:12.10)	(0:12.21)	(0:12.54)	(0:12.03)	(0:11.48)	
2	11	JENNI MOREESE	5	63.9	0:11.46	1:49.93 [2]	1:35.78 [3]	1:24.13 [3]	1:12.11 [2]	0:59.88 [3]	0:47.38 [2]	0:35.41 [2]	0:35.41
		Kyle Wilson-Taylor		400m	400m	(0:14.15)	(0:11.65)	(0:12.02)	(0:12.23)	(0:12.50)	(0:11.97)	(0:11.63)	+5
3	12	MAKAMAE	1	64.3	0:11.45	1:50.22 [3]	1:35.66 [7]	1:23.84 [7]	1:11.68 [6]	0:59.65 [6]	0:47.17 [5]	0:35.09 [5]	0:35.09
		Corey Sutherland		600m	400m	(0:14.56)	(0:11.82)	(0:12.16)	(0:12.03)	(0:12.48)	(0:12.08)	(0:11.49)	-2
4	6	LOVE 'N' GAMES	2	63.2	0:11.64	1:50.73 [4]	1:36.35 [5]	1:24.67 [4]	1:12.63 [4]	1:00.45 [4]	0:47.99 [4]	0:35.94 [4]	0:35.94
		Cody Collis		1600m	600m	(0:14.38)	(0:11.68)	(0:12.04)	(0:12.18)	(0:12.46)	(0:12.05)	(0:11.64)	+1
5	13	STEEL IMPACT	8	65.4	0:11.43	1:50.73 [5]	1:36.10 [8]	1:24.32 [8]	1:12.11 [8]	0:59.96 [7]	0:47.45 [7]	0:35.37 [7]	0:35.37
		Damien Thornton		600m	600m	(0:14.63)	(0:11.78)	(0:12.21)	(0:12.15)	(0:12.51)	(0:12.08)	(0:11.43)	+6
6	9	CHAMPAGNE ROUGE	6	63.9	0:11.60	1:51.25 [6]	1:36.88 [4]	1:25.13 [5]	1:12.93 [5]	1:00.71 [5]	0:48.18 [6]	0:36.07 [6]	0:36.07
		Justin Huxtable		600m	600m	(0:14.37)	(0:11.75)	(0:12.20)	(0:12.22)	(0:12.53)	(0:12.11)	(0:11.60)	+8
7	3	CHEERFUL CAT	3	63.4	0:11.63	1:51.56 [7]	1:37.51 [2]	1:25.88 [2]	1:13.74 [3]	1:01.53 [2]	0:49.00 [3]	0:36.92 [3]	0:36.92
		Jasper Franklin		Overall	1600m	(0:14.05)	(0:11.63)	(0:12.14)	(0:12.21)	(0:12.53)	(0:12.08)	(0:11.64)	+0
8	4	FULL STRENGTH	9	62.8	0:11.80	1:54.20 [8]	1:39.66 [6]	1:27.86 [6]	1:15.64 [7]	1:03.41 [8]	0:50.92 [8]	0:38.50 [8]	0:38.50
		Dale Smith		1600m	1600m	(0:14.54)	(0:11.80)	(0:12.22)	(0:12.23)	(0:12.49)	(0:12.42)	(0:12.06)	+6

Scratched: Brooklyn Daisy (#8), Pieronimo (#7), Phyliss (#14), Artspace (#1), Livalittle (#5), Casterly Rock (#2)



Sunshine Coast Professional
Race 7: TAB Class 1 & Maiden Plate - 1800m
14 December 2025 - 16:17



Track Rating: Good 4, Weather: Overcast, Rail Position: +7m Entire Course.

Section						400m	200m			Last 600m		
Field Times						0:23.73 (0:11.49)	0:12.24 (0:12.24)			0:35.21		
Rank	TAB	Horse/Jockey	Barrier	Top Speed [km/h]	Fastest Section			Margin			Distance Travelled [m]	
1	10	EASY LOVE	7	65.0	0:11.48	0:23.73 [1]	0:12.24 [1]	1:49.57			0:35.21	
		Jag Guthmann-Chester		1600m	600m	(0:11.49)	(0:12.24)					
2	11	JENNI MOREESE	5	63.9	0:11.46	0:23.78 [2]	0:12.32 [2]	2.1L			0:35.41	+5
		Kyle Wilson-Taylor		400m	400m	(0:11.46)	(0:12.32)					
3	12	MAKAMAE	1	64.3	0:11.45	0:23.60 [5]	0:12.15 [3]	3.84L			0:35.09	-2
		Corey Sutherland		600m	400m	(0:11.45)	(0:12.15)					
4	6	LOVE 'N' GAMES	2	63.2	0:11.64	0:24.30 [4]	0:12.52 [4]	6.79L			0:35.94	+1
		Cody Collis		1600m	600m	(0:11.78)	(0:12.52)					
5	13	STEEL IMPACT	8	65.4	0:11.43	0:23.94 [7]	0:12.44 [5]	6.79L			0:35.37	+6
		Damien Thornton		600m	600m	(0:11.50)	(0:12.44)					
6	9	CHAMPAGNE ROUGE	6	63.9	0:11.60	0:24.47 [6]	0:12.71 [7]	9.86L			0:36.07	+8
		Justin Huxtable		600m	600m	(0:11.76)	(0:12.71)					
7	3	CHEERFUL CAT	3	63.4	0:11.63	0:25.28 [3]	0:13.23 [6]	11.69L			0:36.92	+0
		Jasper Franklin		Overall	1600m	(0:12.05)	(0:13.23)					
8	4	FULL STRENGTH	9	62.8	0:11.80	0:26.44 [8]	0:14.20 [8]	27.24L			0:38.50	+6
		Dale Smith		1600m	1600m	(0:12.24)	(0:14.20)					

Scratched: Brooklyn Daisy (#8), Pieronimo (#7), Phyliss (#14), Artspace (#1), Livalittle (#5), Casterly Rock (#2)



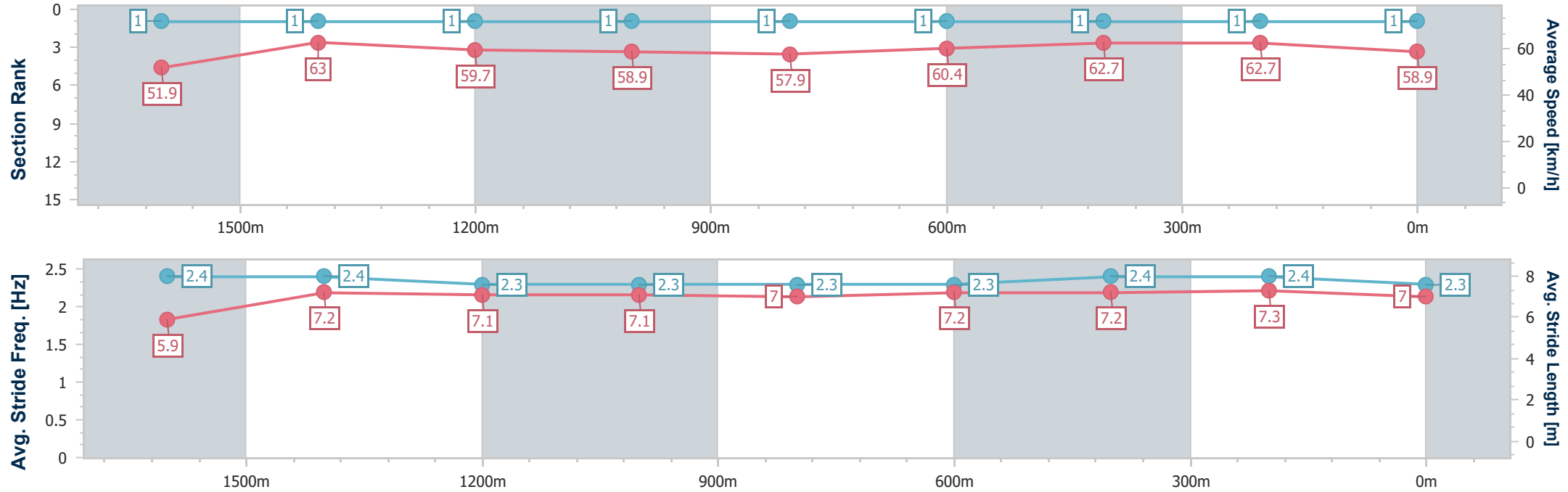
Horse/Jockey Name	Easy Love
Final Rank	1
Fastest Section Time (Section)	0:11.48 (600m)
Top Speed [km/h] (Section)	65.0 (1600m)
Race State	Finished



Sunshine Coast Professional
Race 7: TAB Class 1 & Maiden Plate - 1800m
14 December 2025 - 16:17
Track Rating: Good 4, Weather: Overcast, Rail Position: +7m Entire Course.



Section	Overall	1600m	1400m	1200m	1000m	800m	600m	400m	200m				
Section Times	1:49.57 [1] (0:13.97)	1:35.60 [1] (0:11.51)	1:24.09 [1] (0:12.10)	1:11.99 [1] (0:12.21)	0:59.78 [1] (0:12.54)	0:47.24 [1] (0:12.03)	0:35.21 [1] (0:11.48)	0:23.73 [1] (0:11.49)	0:12.24 [1] (0:12.24)				
Average Speed [km/h]	51.9	63.0	59.7	58.9	57.9	60.4	62.7	62.7	58.9				
Top Speed [km/h]	64.3	65.0	60.8	59.7	58.4	62.6	63.8	63.3	61.5				
Avg. Dist. to Rail [m]	5.8	1.9	1.3	2.1	2.2	1.4	0.4	0.4	0.9				
Avg. Stride Freq. [Hz]	2.4	2.4	2.3	2.3	2.3	2.3	2.4	2.4	2.3				
Avg. Stride Length [m]	5.9	7.2	7.1	7.1	7.0	7.2	7.2	7.3	7.0				



[] Ranking at each section and finish
- - - - No data available at this section
NA No data available



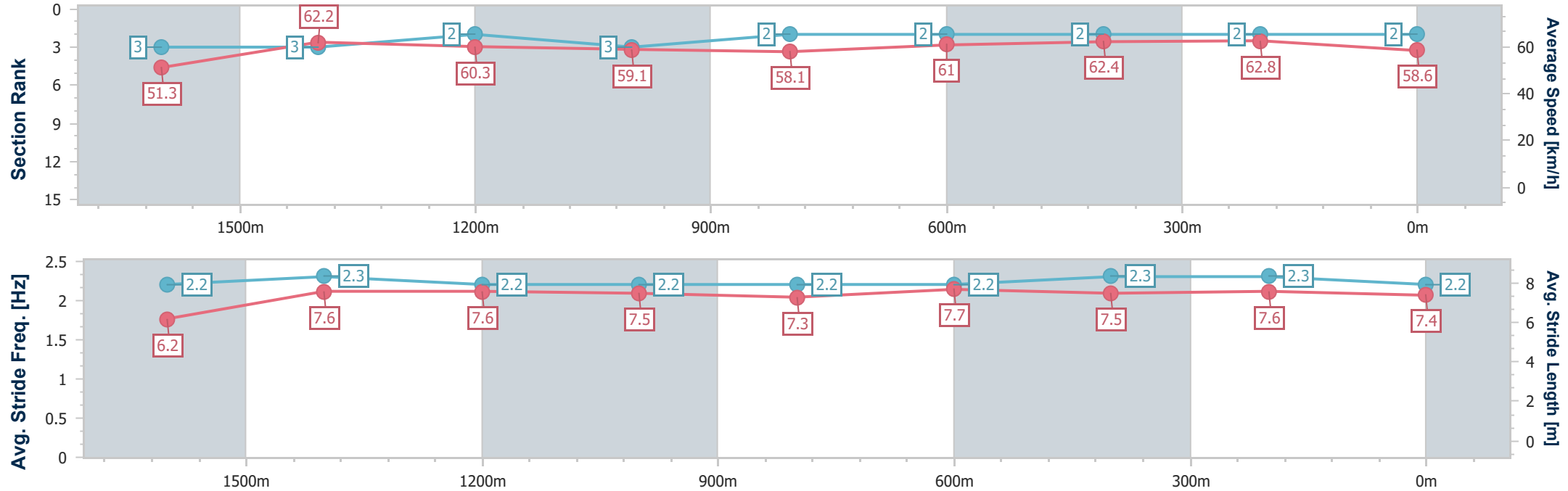
Horse/Jockey Name	Jenni Moreese
Final Rank	2
Fastest Section Time (Section)	0:11.46 (400m)
Top Speed [km/h] (Section)	63.9 (400m)
Race State	Finished



Sunshine CoastProfessional
Race 7: TAB Class 1 & Maiden Plate - 1800m
14 December 2025 - 16:17
Track Rating: Good 4, Weather: Overcast, Rail Position: +7m Entire Course.



Section	Overall	1600m	1400m	1200m	1000m	800m	600m	400m	200m				
Section Times	1:49.93 [2] (0:14.15)	1:35.78 [3] (0:11.65)	1:24.13 [3] (0:12.02)	1:12.11 [2] (0:12.23)	0:59.88 [3] (0:12.50)	0:47.38 [2] (0:11.97)	0:35.41 [2] (0:11.63)	0:23.78 [2] (0:11.46)	0:12.32 [2] (0:12.32)				
Average Speed [km/h]	51.3	62.2	60.3	59.1	58.1	61.0	62.4	62.8	58.6				
Top Speed [km/h]	63.5	63.2	63.0	59.7	59.5	63.5	63.5	63.9	61.4				
Avg. Dist. to Rail [m]	4.8	3.2	3.3	3.6	3.1	2.2	2.1	2.6	3.3				
Avg. Stride Freq. [Hz]	2.2	2.3	2.2	2.2	2.2	2.2	2.3	2.3	2.2				
Avg. Stride Length [m]	6.2	7.6	7.6	7.5	7.3	7.7	7.5	7.6	7.4				



[] Ranking at each section and finish
- - - - No data available at this section
NA No data available



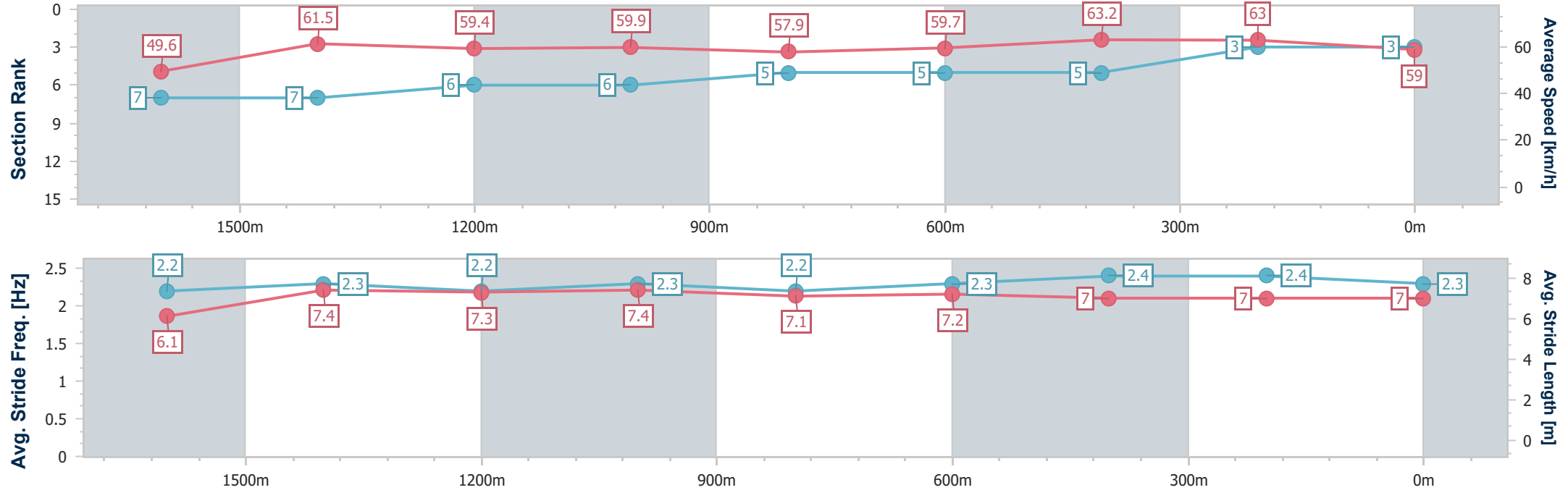
Horse/Jockey Name	Makamae
Final Rank	3
Fastest Section Time (Section)	0:11.45 (400m)
Top Speed [km/h] (Section)	64.3 (600m)
Race State	Finished



Sunshine Coast Professional
Race 7: TAB Class 1 & Maiden Plate - 1800m
14 December 2025 - 16:17
Track Rating: Good 4, Weather: Overcast, Rail Position: +7m Entire Course.



Section	Overall	1600m	1400m	1200m	1000m	800m	600m	400m	200m				
Section Times	1:50.22 [3] (0:14.56)	1:35.66 [7] (0:11.82)	1:23.84 [7] (0:12.16)	1:11.68 [6] (0:12.03)	0:59.65 [6] (0:12.48)	0:47.17 [5] (0:12.08)	0:35.09 [5] (0:11.49)	0:23.60 [5] (0:11.45)	0:12.15 [3] (0:12.15)				
Average Speed [km/h]	49.6	61.5	59.4	59.9	57.9	59.7	63.2	63.0	59.0				
Top Speed [km/h]	60.1	63.7	60.6	62.0	59.0	62.2	64.3	63.9	61.4				
Avg. Dist. to Rail [m]	2.6	2.1	1.8	1.3	1.0	0.4	1.7	5.1	5.7				
Avg. Stride Freq. [Hz]	2.2	2.3	2.2	2.3	2.2	2.3	2.4	2.4	2.3				
Avg. Stride Length [m]	6.1	7.4	7.3	7.4	7.1	7.2	7.0	7.0	7.0				



[] Ranking at each section and finish
-.-.- No data available at this section
NA No data available



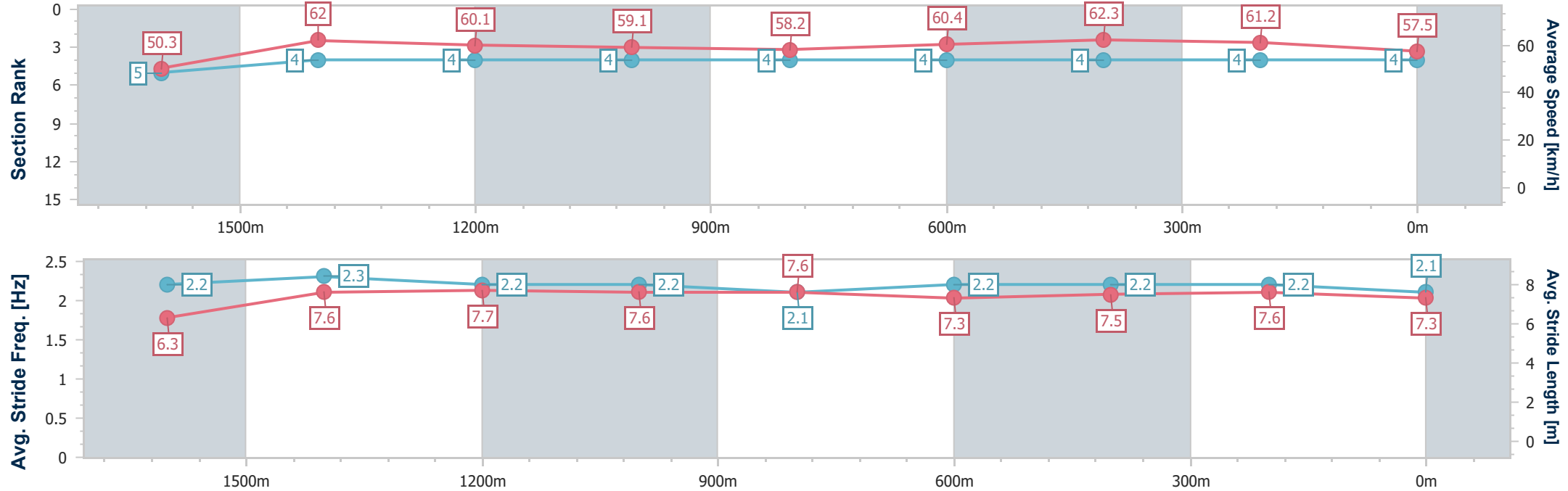
Horse/Jockey Name	Love 'N' Games
Final Rank	4
Fastest Section Time (Section)	0:11.64 (600m)
Top Speed [km/h] (Section)	63.2 (1600m)
Race State	Finished



Sunshine Coast Professional
Race 7: TAB Class 1 & Maiden Plate - 1800m
14 December 2025 - 16:17
Track Rating: Good 4, Weather: Overcast, Rail Position: +7m Entire Course.



Section	Overall	1600m	1400m	1200m	1000m	800m	600m	400m	200m				
Section Times	1:50.73 [4] (0:14.38)	1:36.35 [5] (0:11.68)	1:24.67 [4] (0:12.04)	1:12.63 [4] (0:12.18)	1:00.45 [4] (0:12.46)	0:47.99 [4] (0:12.05)	0:35.94 [4] (0:11.64)	0:24.30 [4] (0:11.78)	0:12.52 [4] (0:12.52)				
Average Speed [km/h]	50.3	62.0	60.1	59.1	58.2	60.4	62.3	61.2	57.5				
Top Speed [km/h]	61.5	63.2	60.8	59.7	58.8	63.0	63.0	62.2	59.0				
Avg. Dist. to Rail [m]	3.0	1.7	2.2	2.4	2.1	2.0	1.3	2.4	2.9				
Avg. Stride Freq. [Hz]	2.2	2.3	2.2	2.2	2.1	2.2	2.2	2.2	2.1				
Avg. Stride Length [m]	6.3	7.6	7.7	7.6	7.6	7.3	7.5	7.6	7.3				



[] Ranking at each section and finish
-.-.- No data available at this section
NA No data available



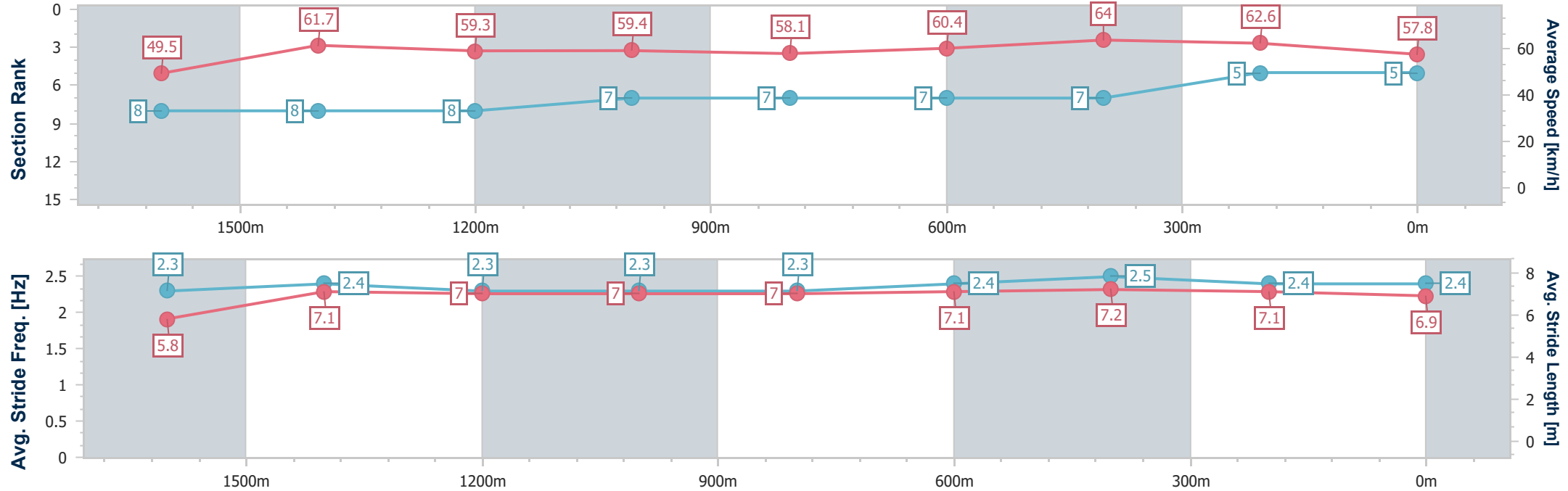
Horse/Jockey Name	Steel Impact
Final Rank	5
Fastest Section Time (Section)	0:11.43 (600m)
Top Speed [km/h] (Section)	65.4 (600m)
Race State	Finished



Sunshine Coast Professional
Race 7: TAB Class 1 & Maiden Plate - 1800m
14 December 2025 - 16:17
Track Rating: Good 4, Weather: Overcast, Rail Position: +7m Entire Course.



Section	Overall	1600m	1400m	1200m	1000m	800m	600m	400m	200m				
Section Times	1:50.73 [5] (0:14.63)	1:36.10 [8] (0:11.78)	1:24.32 [8] (0:12.21)	1:12.11 [8] (0:12.15)	0:59.96 [7] (0:12.51)	0:47.45 [7] (0:12.08)	0:35.37 [7] (0:11.43)	0:23.94 [7] (0:11.50)	0:12.44 [5] (0:12.44)				
Average Speed [km/h]	49.5	61.7	59.3	59.4	58.1	60.4	64.0	62.6	57.8				
Top Speed [km/h]	62.1	62.2	60.7	60.2	58.7	62.4	65.4	64.9	60.0				
Avg. Dist. to Rail [m]	6.5	2.9	2.8	2.9	2.5	2.7	2.5	2.4	2.6				
Avg. Stride Freq. [Hz]	2.3	2.4	2.3	2.3	2.3	2.4	2.5	2.4	2.4				
Avg. Stride Length [m]	5.8	7.1	7.0	7.0	7.0	7.1	7.2	7.1	6.9				



[] Ranking at each section and finish
-.-.- No data available at this section
NA No data available



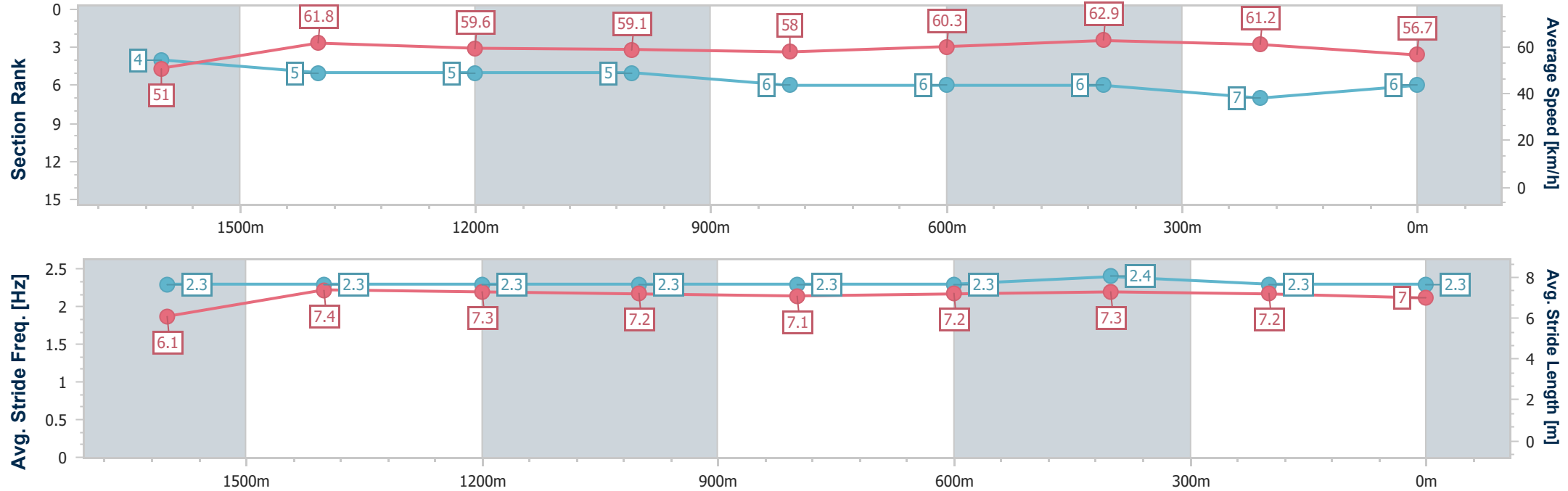
Horse/Jockey Name	Champagne Rouge
Final Rank	6
Fastest Section Time (Section)	0:11.60 (600m)
Top Speed [km/h] (Section)	63.9 (600m)
Race State	Finished



Sunshine Coast Professional
Race 7: TAB Class 1 & Maiden Plate - 1800m
14 December 2025 - 16:17
Track Rating: Good 4, Weather: Overcast, Rail Position: +7m Entire Course.



Section	Overall	1600m	1400m	1200m	1000m	800m	600m	400m	200m				
Section Times	1:51.25 [6] (0:14.37)	1:36.88 [4] (0:11.75)	1:25.13 [5] (0:12.20)	1:12.93 [5] (0:12.22)	1:00.71 [5] (0:12.53)	0:48.18 [6] (0:12.11)	0:36.07 [6] (0:11.60)	0:24.47 [6] (0:11.76)	0:12.71 [7] (0:12.71)				
Average Speed [km/h]	51.0	61.8	59.6	59.1	58.0	60.3	62.9	61.2	56.7				
Top Speed [km/h]	61.9	62.3	61.2	60.1	58.7	63.7	63.9	62.9	59.5				
Avg. Dist. to Rail [m]	6.0	3.3	3.8	4.1	3.4	2.6	2.3	4.6	5.8				
Avg. Stride Freq. [Hz]	2.3	2.3	2.3	2.3	2.3	2.3	2.4	2.3	2.3				
Avg. Stride Length [m]	6.1	7.4	7.3	7.2	7.1	7.2	7.3	7.2	7.0				



[] Ranking at each section and finish
-.-.- No data available at this section
NA No data available



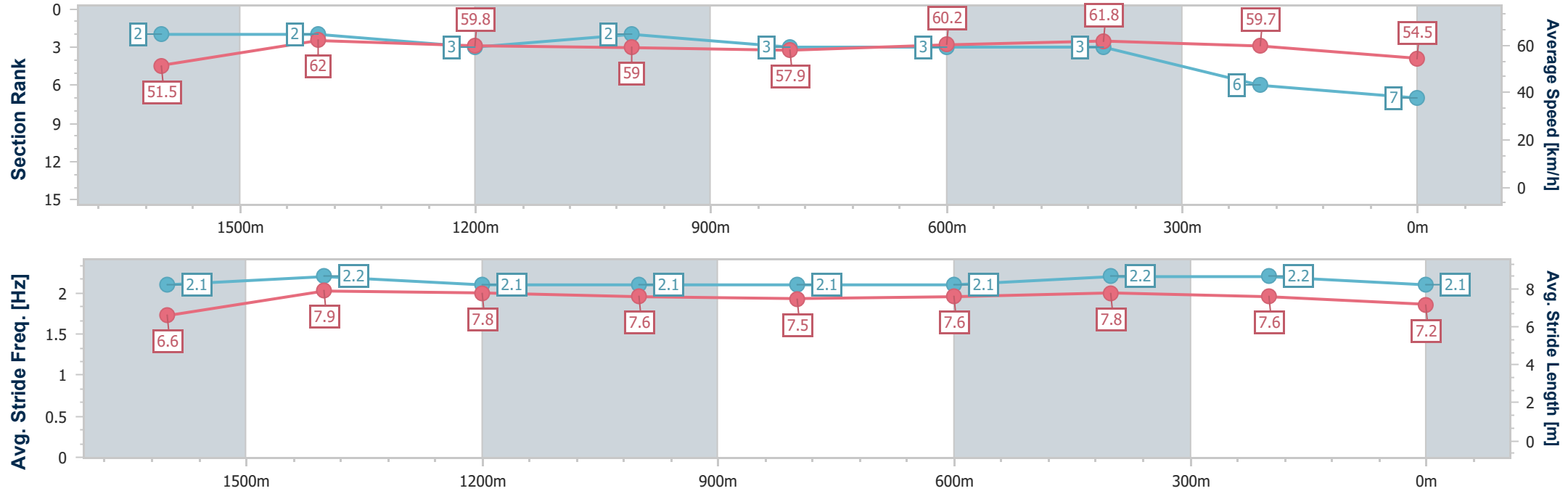
Horse/Jockey Name	Cheerful Cat
Final Rank	7
Fastest Section Time (Section)	0:11.63 (1600m)
Top Speed [km/h] (Section)	63.4 (Overall)
Race State	Finished



Sunshine CoastProfessional
Race 7: TAB Class 1 & Maiden Plate - 1800m
14 December 2025 - 16:17
Track Rating: Good 4, Weather: Overcast, Rail Position: +7m Entire Course.



Section	Overall	1600m	1400m	1200m	1000m	800m	600m	400m	200m				
Section Times	1:51.56 [7] (0:14.05)	1:37.51 [2] (0:11.63)	1:25.88 [2] (0:12.14)	1:13.74 [3] (0:12.21)	1:01.53 [2] (0:12.53)	0:49.00 [3] (0:12.08)	0:36.92 [3] (0:11.64)	0:25.28 [3] (0:12.05)	0:13.23 [6] (0:13.23)				
Average Speed [km/h]	51.5	62.0	59.8	59.0	57.9	60.2	61.8	59.7	54.5				
Top Speed [km/h]	63.4	63.0	61.5	59.9	58.6	62.7	63.2	61.1	57.9				
Avg. Dist. to Rail [m]	4.2	1.6	2.3	2.4	2.2	1.4	0.4	0.6	1.5				
Avg. Stride Freq. [Hz]	2.1	2.2	2.1	2.1	2.1	2.1	2.2	2.2	2.1				
Avg. Stride Length [m]	6.6	7.9	7.8	7.6	7.5	7.6	7.8	7.6	7.2				



[] Ranking at each section and finish
- - - - - No data available at this section
NA No data available



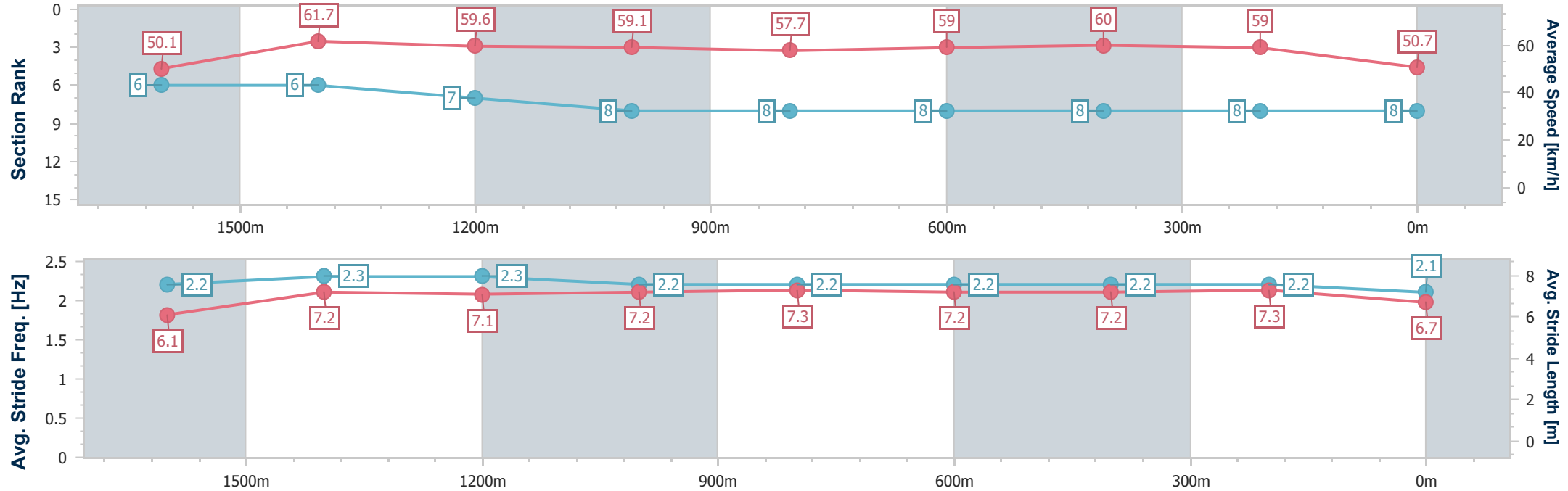
Horse/Jockey Name	Full Strength
Final Rank	8
Fastest Section Time (Section)	0:11.80 (1600m)
Top Speed [km/h] (Section)	62.8 (1600m)
Race State	Finished



Sunshine CoastProfessional
Race 7: TAB Class 1 & Maiden Plate - 1800m
14 December 2025 - 16:17
Track Rating: Good 4, Weather: Overcast, Rail Position: +7m Entire Course.



Section	Overall	1600m	1400m	1200m	1000m	800m	600m	400m	200m				
Section Times	1:54.20 [8] (0:14.54)	1:39.66 [6] (0:11.80)	1:27.86 [6] (0:12.22)	1:15.64 [7] (0:12.23)	1:03.41 [8] (0:12.49)	0:50.92 [8] (0:12.42)	0:38.50 [8] (0:12.06)	0:26.44 [8] (0:12.24)	0:14.20 [8] (0:14.20)				
Average Speed [km/h]	50.1	61.7	59.6	59.1	57.7	59.0	60.0	59.0	50.7				
Top Speed [km/h]	61.6	62.8	60.2	59.7	58.7	61.2	61.3	59.7	56.8				
Avg. Dist. to Rail [m]	8.3	3.8	3.4	2.9	2.6	2.5	1.2	1.4	2.0				
Avg. Stride Freq. [Hz]	2.2	2.3	2.3	2.2	2.2	2.2	2.2	2.2	2.1				
Avg. Stride Length [m]	6.1	7.2	7.1	7.2	7.3	7.2	7.2	7.3	6.7				





Sunshine Coast Professional

Race 8: BEERWAH SURGERY RATINGS BAND 0 - 58 Handicap - 1400m

14 December 2025 - 16:56



Track Rating: Good 4, Weather: Overcast, Rail Position: +7m Entire Course.

Section		Overall				1200m	1000m	800m	600m	400m	Last 600m	
Field Times		1:24.57				1:10.88	0:59.18	0:47.38	0:35.24	0:23.39	0:35.24	
		(0:13.69)				(0:11.70)	(0:11.80)	(0:12.14)	(0:11.85)	(0:11.28)		
Rank	TAB	Horse/Jockey	Barrier	Top Speed [km/h]	Fastest Section							Distance Travelled [m]
1	10	ROYAL GLADIATOR	10	66.7	0:11.28	1:24.57 [1]	1:10.88 [1]	0:59.16 [2]	0:47.36 [2]	0:35.24 [1]	0:23.39 [1]	0:35.24
		Cody Collis		Overall	400m	(0:13.69)	(0:11.72)	(0:11.80)	(0:12.12)	(0:11.85)	(0:11.28)	
2	9	INQUISITOR	7	63.9	0:11.36	1:25.01 [2]	1:11.13 [2]	0:59.50 [3]	0:47.35 [3]	0:35.10 [3]	0:23.65 [3]	0:35.10 +0
		Kyle Wilson-Taylor		Overall	400m	(0:13.88)	(0:11.63)	(0:12.15)	(0:12.25)	(0:11.45)	(0:11.36)	
3	1	BEST COFFEE	9	65.7	0:11.30	1:25.13 [3]	1:11.08 [3]	0:59.48 [4]	0:47.46 [4]	0:35.13 [4]	0:23.68 [4]	0:35.13 +1
		Jasper Franklin		400m	400m	(0:14.05)	(0:11.60)	(0:12.02)	(0:12.33)	(0:11.45)	(0:11.30)	
4	8	TREASURER	11	66.0	0:11.09	1:25.23 [4]	1:10.49 [9]	0:58.96 [10]	0:46.82 [10]	0:34.57 [9]	0:23.15 [9]	0:34.57 +3
		Corey Sutherland		400m	400m	(0:14.74)	(0:11.53)	(0:12.14)	(0:12.25)	(0:11.42)	(0:11.09)	
5	3	KEEP IT LOKI	5	65.5	0:11.20	1:25.37 [5]	1:10.83 [8]	0:59.31 [8]	0:47.15 [8]	0:34.84 [8]	0:23.45 [8]	0:34.84 +0
		Dylan Turner		400m	400m	(0:14.54)	(0:11.52)	(0:12.16)	(0:12.31)	(0:11.39)	(0:11.20)	
6	12	BRAZEN SAILOR	3	63.8	0:11.50	1:25.48 [6]	1:11.26 [5]	0:59.64 [6]	0:47.53 [6]	0:35.33 [5]	0:23.83 [5]	0:35.33 +1
		Cejay Graham		600m	600m	(0:14.22)	(0:11.62)	(0:12.11)	(0:12.20)	(0:11.50)	(0:11.54)	
7	13	DESERT LEGEND	6	67.0	0:10.93	1:25.60 [7]	1:11.14 [6]	1:00.21 [1]	0:48.41 [1]	0:36.12 [2]	0:24.33 [2]	0:36.12 +2
		Boris Thornton		1200m	1200m	(0:14.46)	(0:10.93)	(0:11.80)	(0:12.29)	(0:11.79)	(0:11.61)	
8	6	SUBDUE	1	64.3	0:11.41	1:25.61 [8]	1:11.41 [4]	0:59.84 [5]	0:47.68 [5]	0:35.41 [6]	0:23.93 [6]	0:35.41 +0
		Damien Thornton		400m	400m	(0:14.20)	(0:11.57)	(0:12.16)	(0:12.27)	(0:11.48)	(0:11.41)	
9	5	GOT YOURSELF A GUN	4	65.0	0:11.32	1:25.64 [9]	1:10.86 [10]	0:59.37 [9]	0:47.26 [9]	0:34.94 [10]	0:23.51 [10]	0:34.94 +1
		Georgina Cartwright		400m	400m	(0:14.78)	(0:11.49)	(0:12.11)	(0:12.32)	(0:11.43)	(0:11.32)	
10	4	O'CALDINO	2	65.1	0:11.44	1:25.82 [10]	1:11.33 [7]	0:59.83 [7]	0:47.65 [7]	0:35.39 [7]	0:23.90 [7]	0:35.39 -1
		Jaden Lloyd		Overall	400m	(0:14.49)	(0:11.50)	(0:12.18)	(0:12.26)	(0:11.49)	(0:11.44)	

Scratched: Sir Beveridge (#14), East West Miss (#11), Chayse 'N' Leisa (#2), Toba (#7)



Sunshine CoastProfessional
Race 8: BEERWAH SURGERY RATINGS BAND 0 - 58 Handicap - 1400m
14 December 2025 - 16:56



Track Rating: Good 4, Weather: Overcast, Rail Position: +7m Entire Course.

Section					Overall	1200m	1000m	800m	600m	400m	Last 600m		
Field Times					1:24.57 (0:13.69)	1:10.88 (0:11.70)	0:59.18 (0:11.80)	0:47.38 (0:12.14)	0:35.24 (0:11.85)	0:23.39 (0:11.28)	0:35.24		
Rank	TAB	Horse/Jockey	Barrier	Top Speed [km/h]	Fastest Section								Distance Travelled [m]
11	15	THE LOVE OF MARY	8	64.4	0:11.34	1:26.93 [11]	1:12.01 [11]	1:00.44 [11]	0:48.40 [11]	0:36.05 [11]	0:24.44 [11]	0:36.05	+1
		Mark Du Plessis		400m	400m	(0:14.92)	(0:11.57)	(0:12.04)	(0:12.35)	(0:11.61)	(0:11.34)		

Scratched: Sir Beveridge (#14), East West Miss (#11), Chayse 'N' Leisa (#2), Toba (#7)



Sunshine Coast Professional
Race 8: BEERWAH SURGERY RATINGS BAND 0 - 58 Handicap - 1400m
14 December 2025 - 16:56



Track Rating: Good 4, Weather: Overcast, Rail Position: +7m Entire Course.

Section Field Times				200m 0:12.11 (0:12.11)		Last 600m 0:35.24			
Rank	TAB	Horse/Jockey	Barrier	Top Speed [km/h]	Fastest Section	Margin			Distance Travelled [m]
1	10	ROYAL GLADIATOR	10	66.7	0:11.28	0:12.11 [1]	1:24.57		0:35.24
		Cody Collis		Overall	400m	(0:12.11)			
2	9	INQUISITOR	7	63.9	0:11.36	0:12.29 [2]	2.61L		0:35.10 +0
		Kyle Wilson-Taylor		Overall	400m	(0:12.29)			
3	1	BEST COFFEE	9	65.7	0:11.30	0:12.38 [3]	3.31L		0:35.13 +1
		Jasper Franklin		400m	400m	(0:12.38)			
4	8	TREASURER	11	66.0	0:11.09	0:12.06 [7]	3.93L		0:34.57 +3
		Corey Sutherland		400m	400m	(0:12.06)			
5	3	KEEP IT LOKI	5	65.5	0:11.20	0:12.25 [6]	4.71L		0:34.84 +0
		Dylan Turner		400m	400m	(0:12.25)			
6	12	BRAZEN SAILOR	3	63.8	0:11.50	0:12.29 [8]	5.37L		0:35.33 +1
		Cejay Graham		600m	600m	(0:12.29)			
7	13	DESERT LEGEND	6	67.0	0:10.93	0:12.72 [4]	6.06L		0:36.12 +2
		Boris Thornton		1200m	1200m	(0:12.72)			
8	6	SUBDUE	1	64.3	0:11.41	0:12.52 [5]	6.14L		0:35.41 +0
		Damien Thornton		400m	400m	(0:12.52)			
9	5	GOT YOURSELF A GUN	4	65.0	0:11.32	0:12.19 [10]	6.31L		0:34.94 +1
		Georgina Cartwright		400m	400m	(0:12.19)			
10	4	O'CALDINO	2	65.1	0:11.44	0:12.46 [9]	7.4L		0:35.39 -1
		Jaden Lloyd		Overall	400m	(0:12.46)			

Scratched: Sir Beverage (#14), East West Miss (#11), Chayse 'N' Leisa (#2), Toba (#7)

Report Created: Sun 14 December 2025 17:13 GM (Note: Timing is based on position data)

Page 3/15

[] Ranking at each section and finish
-:-:- No data available at this section
NA No data available

SCN Saddle cloth number
DNF Did not finish
DNT Did not track

data processed by  TRIPLESDATA



Sunshine Coast Professional
Race 8: BEERWAH SURGERY RATINGS BAND 0 - 58 Handicap - 1400m
14 December 2025 - 16:56



Track Rating: Good 4, Weather: Overcast, Rail Position: +7m Entire Course.

Section						200m	Last 600m		
Field Times						0:12.11 (0:12.11)	0:35.24		
Rank	TAB	Horse/Jockey	Barrier	Top Speed [km/h]	Fastest Section	Margin		Distance Travelled [m]	
11	15	THE LOVE OF MARY	8	64.4	0:11.34	0:13.10 [11]	13.9L	0:36.05	+1
		Mark Du Plessis		400m	400m	(0:13.10)			

Scratched: Sir Beveridge (#14), East West Miss (#11), Chayse 'N' Leisa (#2), Toba (#7)



Horse/Jockey Name	Royal Gladiator
Final Rank	1
Fastest Section Time (Section)	0:11.28 (400m)
Top Speed [km/h] (Section)	66.7 (Overall)
Race State	Finished



Sunshine CoastProfessional

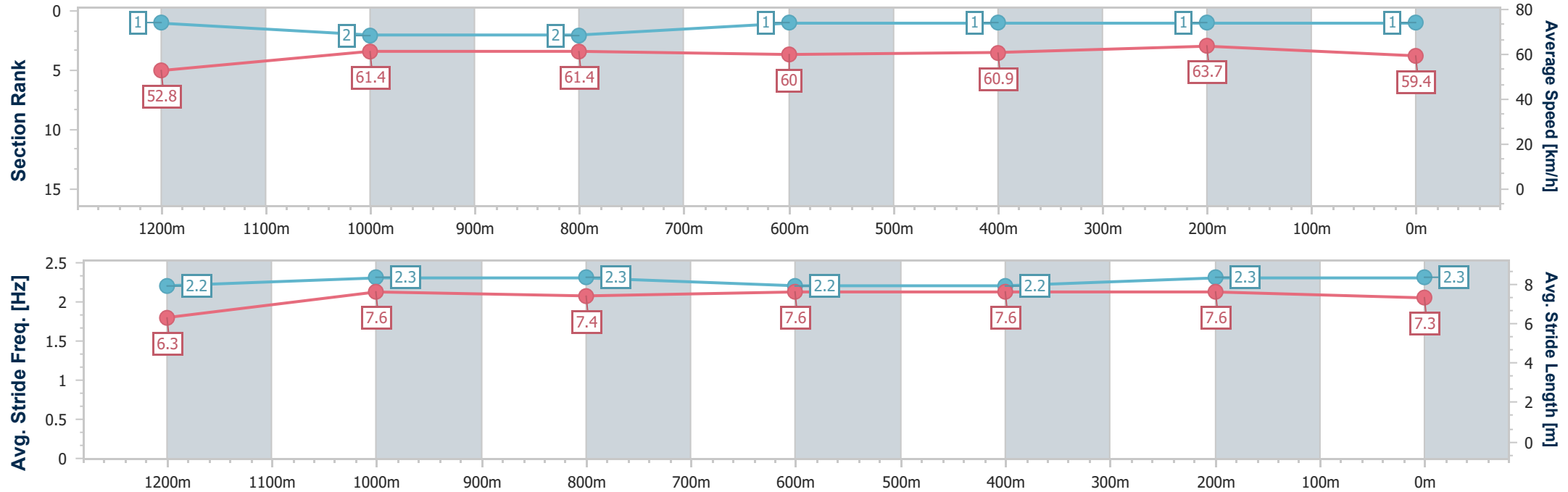
Race 8: BEERWAH SURGERY RATINGS BAND 0 - 58 Handicap - 1400m

SCTC SUNSHINE COAST TURF CLUB

14 December 2025 - 16:56

Track Rating: Good 4, Weather: Overcast, Rail Position: +7m Entire Course.

Section	Overall	1200m	1000m	800m	600m	400m	200m						
Section Times	1:24.57 [1] (0:13.69)	1:10.88 [1] (0:11.72)	0:59.16 [2] (0:11.80)	0:47.36 [2] (0:12.12)	0:35.24 [1] (0:11.85)	0:23.39 [1] (0:11.28)	0:12.11 [1] (0:12.11)						
Average Speed [km/h]	52.8	61.4	61.4	60.0	60.9	63.7	59.4						
Top Speed [km/h]	66.7	64.7	62.6	60.9	62.4	65.1	63.1						
Avg. Dist. to Rail [m]	10.0	2.7	2.3	1.6	0.6	0.6	0.2						
Avg. Stride Freq. [Hz]	2.2	2.3	2.3	2.2	2.2	2.3	2.3						
Avg. Stride Length [m]	6.3	7.6	7.4	7.6	7.6	7.6	7.3						



- [] Ranking at each section and finish
- .-.- No data available at this section
- NA No data available



Horse/Jockey Name	Inquisitor
Final Rank	2
Fastest Section Time (Section)	0:11.36 (400m)
Top Speed [km/h] (Section)	63.9 (Overall)
Race State	Finished



Sunshine CoastProfessional

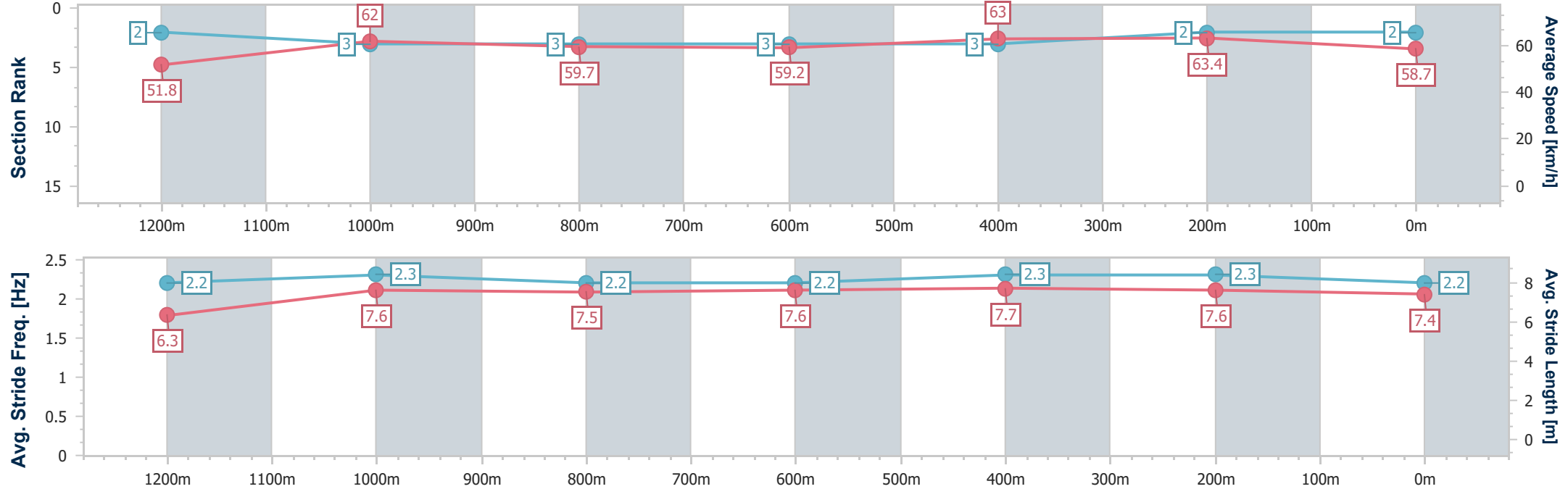
Race 8: BEERWAH SURGERY RATINGS BAND 0 - 58 Handicap - 1400m

14 December 2025 - 16:56

Track Rating: Good 4, Weather: Overcast, Rail Position: +7m Entire Course.



Section	Overall	1200m	1000m	800m	600m	400m	200m						
Section Times	1:25.01 [2] (0:13.88)	1:11.13 [2] (0:11.63)	0:59.50 [3] (0:12.15)	0:47.35 [3] (0:12.25)	0:35.10 [3] (0:11.45)	0:23.65 [3] (0:11.36)	0:12.29 [2] (0:12.29)						
Average Speed [km/h]	51.8	62.0	59.7	59.2	63.0	63.4	58.7						
Top Speed [km/h]	63.9	63.8	61.3	61.6	63.8	63.7	62.6						
Avg. Dist. to Rail [m]	7.1	3.6	2.9	1.4	0.4	0.5	0.9						
Avg. Stride Freq. [Hz]	2.2	2.3	2.2	2.2	2.3	2.3	2.2						
Avg. Stride Length [m]	6.3	7.6	7.5	7.6	7.7	7.6	7.4						



[] Ranking at each section and finish
-.-.- No data available at this section
NA No data available



Horse/Jockey Name	Best Coffee
Final Rank	3
Fastest Section Time (Section)	0:11.30 (400m)
Top Speed [km/h] (Section)	65.7 (400m)
Race State	Finished



Sunshine CoastProfessional

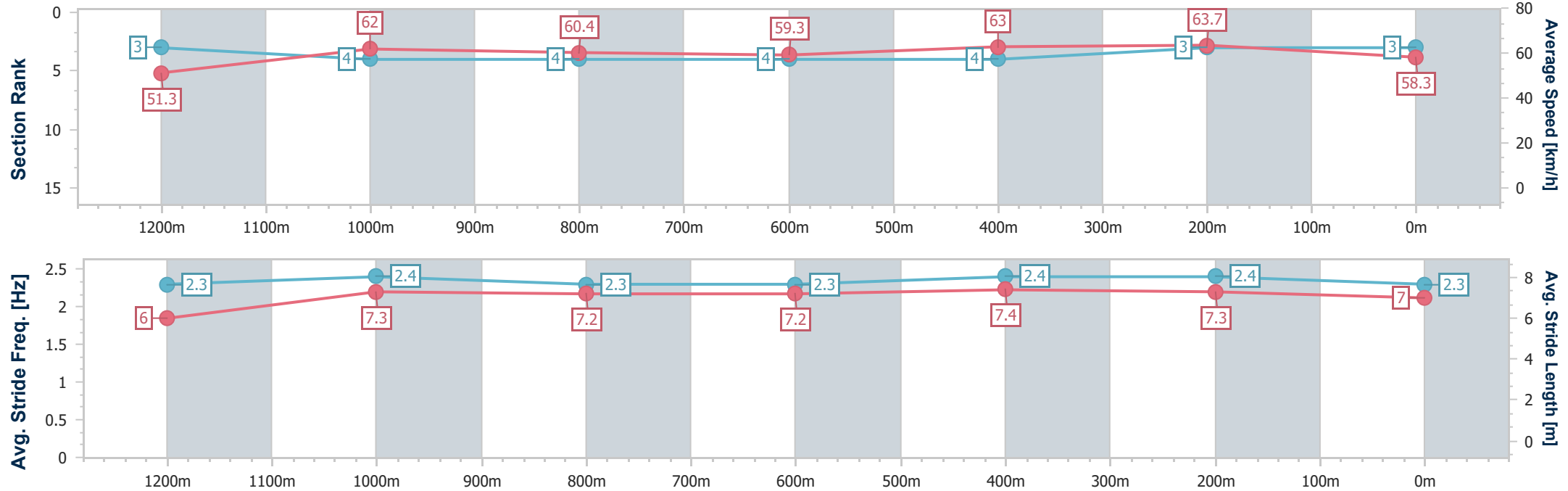
Race 8: BEERWAH SURGERY RATINGS BAND 0 - 58 Handicap - 1400m

SCTC SUNSHINE COAST TURF CLUB

14 December 2025 - 16:56

Track Rating: Good 4, Weather: Overcast, Rail Position: +7m Entire Course.

Section	Overall	1200m	1000m	800m	600m	400m	200m						
Section Times	1:25.13 [3] (0:14.05)	1:11.08 [3] (0:11.60)	0:59.48 [4] (0:12.02)	0:47.46 [4] (0:12.33)	0:35.13 [4] (0:11.45)	0:23.68 [4] (0:11.30)	0:12.38 [3] (0:12.38)						
Average Speed [km/h]	51.3	62.0	60.4	59.3	63.0	63.7	58.3						
Top Speed [km/h]	63.3	64.1	62.3	62.1	64.5	65.7	62.1						
Avg. Dist. to Rail [m]	8.2	4.1	3.0	2.3	0.6	2.6	3.5						
Avg. Stride Freq. [Hz]	2.3	2.4	2.3	2.3	2.4	2.4	2.3						
Avg. Stride Length [m]	6.0	7.3	7.2	7.2	7.4	7.3	7.0						



[] Ranking at each section and finish
-.-.- No data available at this section
NA No data available



Horse/Jockey Name	Treasurer
Final Rank	4
Fastest Section Time (Section)	0:11.09 (400m)
Top Speed [km/h] (Section)	66.0 (400m)
Race State	Finished



Sunshine CoastProfessional

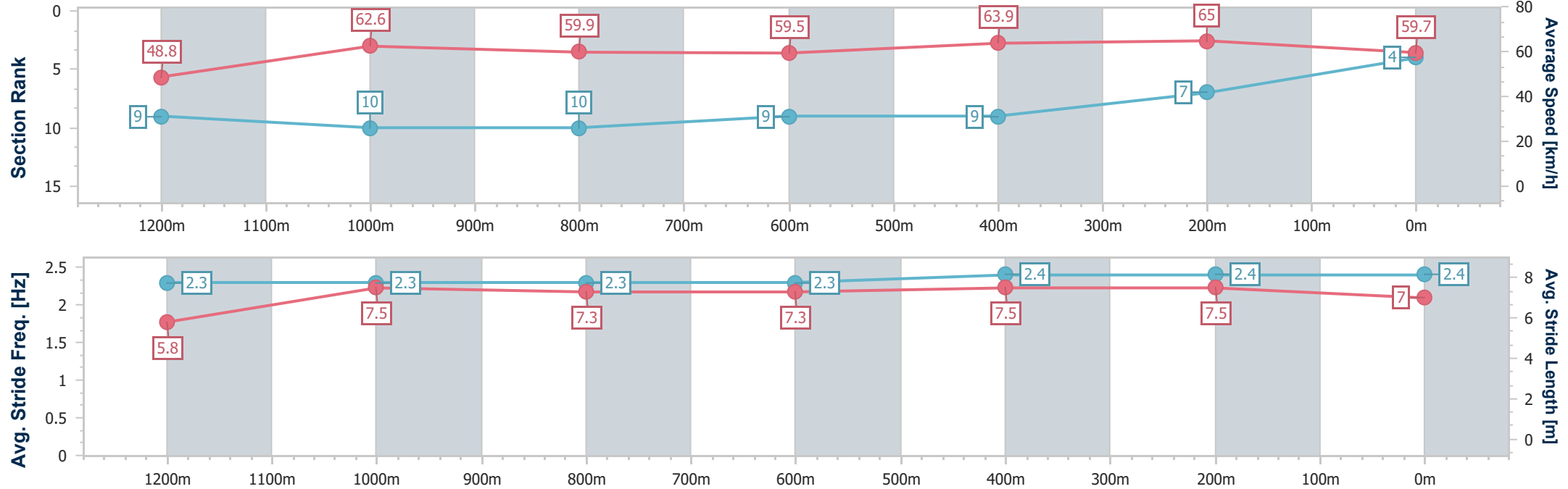
Race 8: BEERWAH SURGERY RATINGS BAND 0 - 58 Handicap - 1400m

SCTC SUNSHINE COAST TURF CLUB

14 December 2025 - 16:56

Track Rating: Good 4, Weather: Overcast, Rail Position: +7m Entire Course.

Section	Overall	1200m	1000m	800m	600m	400m	200m						
Section Times	1:25.23 [4] (0:14.74)	1:10.49 [9] (0:11.53)	0:58.96 [10] (0:12.14)	0:46.82 [10] (0:12.25)	0:34.57 [9] (0:11.42)	0:23.15 [9] (0:11.09)	0:12.06 [7] (0:12.06)						
Average Speed [km/h]	48.8	62.6	59.9	59.5	63.9	65.0	59.7						
Top Speed [km/h]	65.4	65.1	60.8	61.4	65.7	66.0	63.8						
Avg. Dist. to Rail [m]	8.9	3.9	3.5	2.5	2.0	5.6	6.7						
Avg. Stride Freq. [Hz]	2.3	2.3	2.3	2.3	2.4	2.4	2.4						
Avg. Stride Length [m]	5.8	7.5	7.3	7.3	7.5	7.5	7.0						



- [] Ranking at each section and finish
- .-.- No data available at this section
- NA No data available



Horse/Jockey Name	Keep It Loki
Final Rank	5
Fastest Section Time (Section)	0:11.20 (400m)
Top Speed [km/h] (Section)	65.5 (400m)
Race State	Finished



Sunshine CoastProfessional

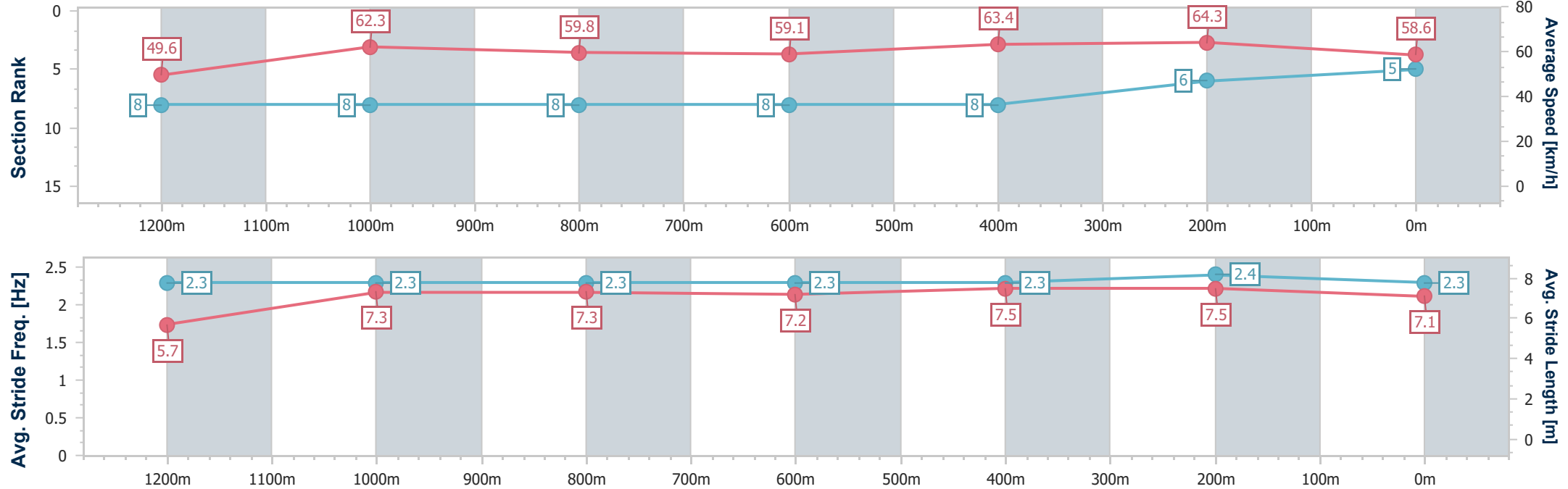
Race 8: BEERWAH SURGERY RATINGS BAND 0 - 58 Handicap - 1400m

14 December 2025 - 16:56

Track Rating: Good 4, Weather: Overcast, Rail Position: +7m Entire Course.

SCTC SUNSHINE COAST TURF CLUB

Section	Overall	1200m	1000m	800m	600m	400m	200m						
Section Times	1:25.37 [5] (0:14.54)	1:10.83 [8] (0:11.52)	0:59.31 [8] (0:12.16)	0:47.15 [8] (0:12.31)	0:34.84 [8] (0:11.39)	0:23.45 [8] (0:11.20)	0:12.25 [6] (0:12.25)						
Average Speed [km/h]	49.6	62.3	59.8	59.1	63.4	64.3	58.6						
Top Speed [km/h]	64.8	64.8	60.8	61.5	64.5	65.5	63.1						
Avg. Dist. to Rail [m]	5.1	3.5	2.6	1.7	0.5	3.6	4.4						
Avg. Stride Freq. [Hz]	2.3	2.3	2.3	2.3	2.3	2.4	2.3						
Avg. Stride Length [m]	5.7	7.3	7.3	7.2	7.5	7.5	7.1						



- [] Ranking at each section and finish
- .-.- No data available at this section
- NA No data available



Horse/Jockey Name	Brazen Sailor
Final Rank	6
Fastest Section Time (Section)	0:11.50 (600m)
Top Speed [km/h] (Section)	63.8 (600m)
Race State	Finished



Sunshine CoastProfessional

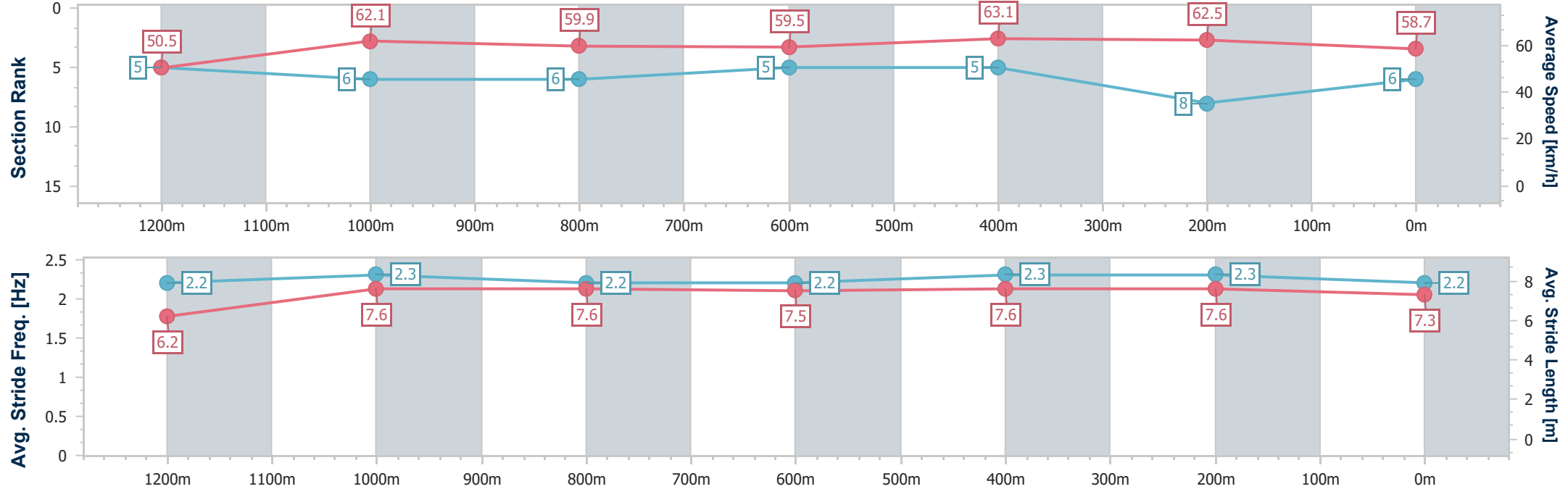
Race 8: BEERWAH SURGERY RATINGS BAND 0 - 58 Handicap - 1400m

SCTCSUNSHINE COAST TURF CLUB

14 December 2025 - 16:56

Track Rating: Good 4, Weather: Overcast, Rail Position: +7m Entire Course.

Section	Overall	1200m	1000m	800m	600m	400m	200m						
Section Times	1:25.48 [6] (0:14.22)	1:11.26 [5] (0:11.62)	0:59.64 [6] (0:12.11)	0:47.53 [6] (0:12.20)	0:35.33 [5] (0:11.50)	0:23.83 [5] (0:11.54)	0:12.29 [8] (0:12.29)						
Average Speed [km/h]	50.5	62.1	59.9	59.5	63.1	62.5	58.7						
Top Speed [km/h]	63.3	63.4	60.5	62.2	63.8	63.2	61.0						
Avg. Dist. to Rail [m]	5.1	3.6	2.9	1.8	1.4	4.0	4.6						
Avg. Stride Freq. [Hz]	2.2	2.3	2.2	2.2	2.3	2.3	2.2						
Avg. Stride Length [m]	6.2	7.6	7.6	7.5	7.6	7.6	7.3						



- [] Ranking at each section and finish
- .-.- No data available at this section
- NA No data available



Horse/Jockey Name	Desert Legend
Final Rank	7
Fastest Section Time (Section)	0:10.93 (1200m)
Top Speed [km/h] (Section)	67.0 (1200m)
Race State	Finished



Sunshine CoastProfessional

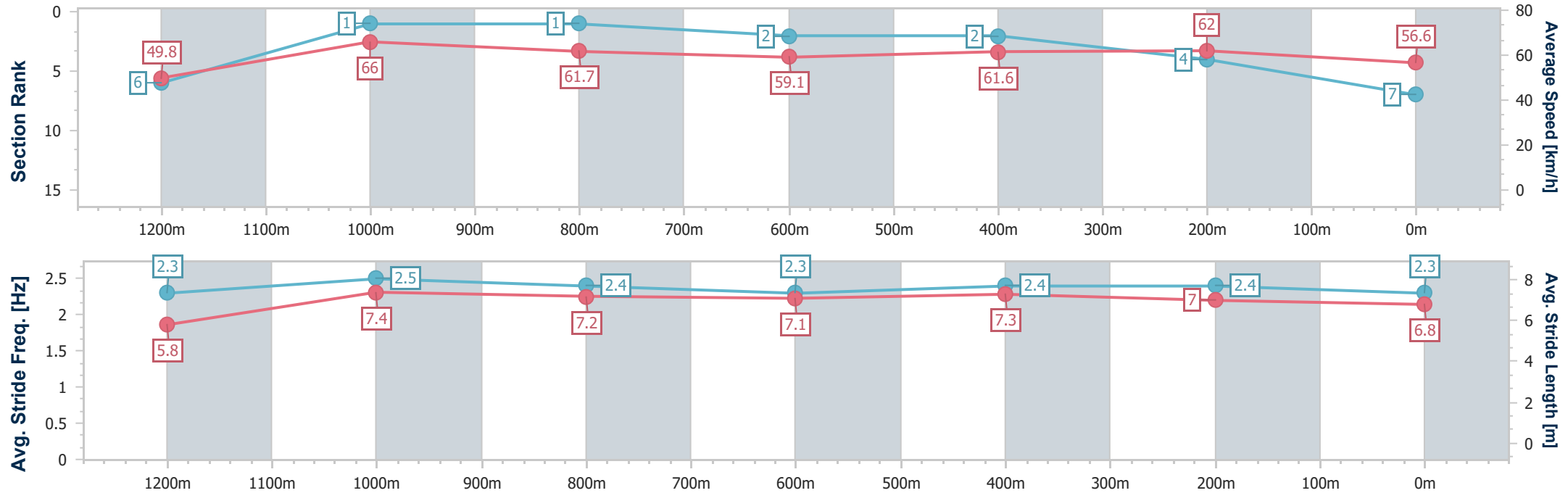
Race 8: BEERWAH SURGERY RATINGS BAND 0 - 58 Handicap - 1400m

SCTCSUNSHINE COAST TURF CLUB

14 December 2025 - 16:56

Track Rating: Good 4, Weather: Overcast, Rail Position: +7m Entire Course.

Section	Overall	1200m	1000m	800m	600m	400m	200m						
Section Times	1:25.60 [7] (0:14.46)	1:11.14 [6] (0:10.93)	1:00.21 [1] (0:11.80)	0:48.41 [1] (0:12.29)	0:36.12 [2] (0:11.79)	0:24.33 [2] (0:11.61)	0:12.72 [4] (0:12.72)						
Average Speed [km/h]	49.8	66.0	61.7	59.1	61.6	62.0	56.6						
Top Speed [km/h]	66.9	67.0	65.0	60.7	62.7	63.3	60.3						
Avg. Dist. to Rail [m]	6.7	5.2	3.6	2.3	1.3	1.8	1.3						
Avg. Stride Freq. [Hz]	2.3	2.5	2.4	2.3	2.4	2.4	2.3						
Avg. Stride Length [m]	5.8	7.4	7.2	7.1	7.3	7.0	6.8						



[] Ranking at each section and finish
-.-.- No data available at this section
NA No data available



Horse/Jockey Name	Subdue
Final Rank	8
Fastest Section Time (Section)	0:11.41 (400m)
Top Speed [km/h] (Section)	64.3 (400m)
Race State	Finished



Sunshine CoastProfessional

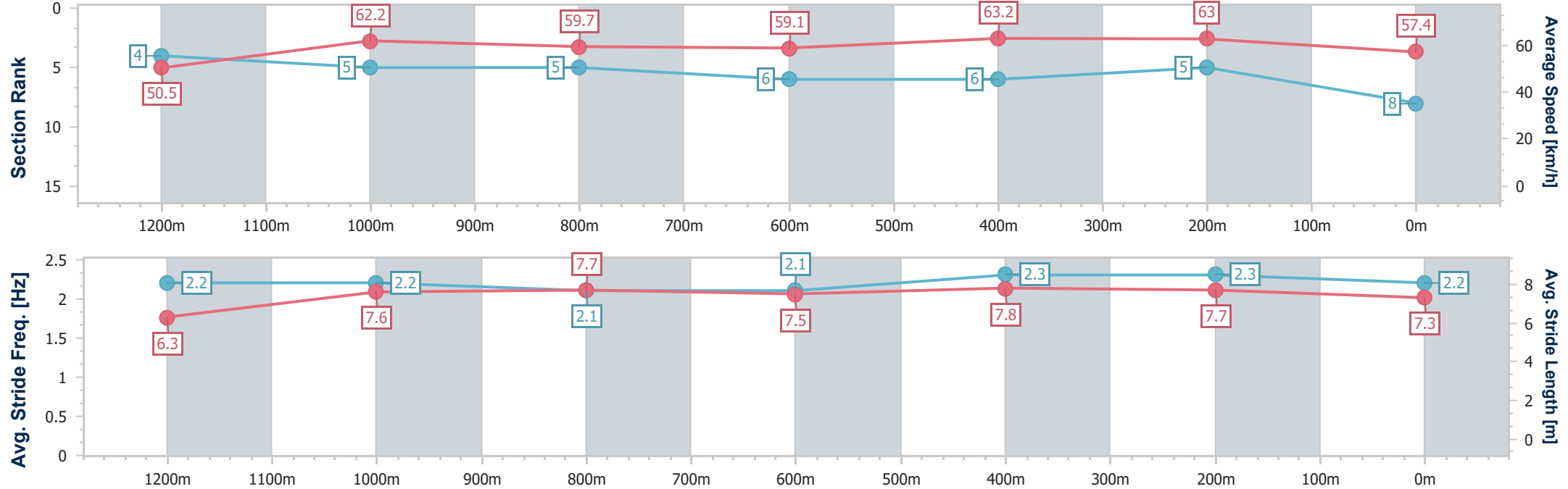
Race 8: BEERWAH SURGERY RATINGS BAND 0 - 58 Handicap - 1400m

SCTC SUNSHINE COAST TURF CLUB

14 December 2025 - 16:56

Track Rating: Good 4, Weather: Overcast, Rail Position: +7m Entire Course.

Section	Overall	1200m	1000m	800m	600m	400m	200m						
Section Times	1:25.61 [8] (0:14.20)	1:11.41 [4] (0:11.57)	0:59.84 [5] (0:12.16)	0:47.68 [5] (0:12.27)	0:35.41 [6] (0:11.48)	0:23.93 [6] (0:11.41)	0:12.52 [5] (0:12.52)						
Average Speed [km/h]	50.5	62.2	59.7	59.1	63.2	63.0	57.4						
Top Speed [km/h]	63.5	63.6	61.1	61.1	64.0	64.3	60.3						
Avg. Dist. to Rail [m]	3.6	2.8	2.3	1.5	1.1	2.7	2.8						
Avg. Stride Freq. [Hz]	2.2	2.2	2.1	2.1	2.3	2.3	2.2						
Avg. Stride Length [m]	6.3	7.6	7.7	7.5	7.8	7.7	7.3						





Horse/Jockey Name	Got Yourself A Gun
Final Rank	9
Fastest Section Time (Section)	0:11.32 (400m)
Top Speed [km/h] (Section)	65.0 (400m)
Race State	Finished



Sunshine CoastProfessional

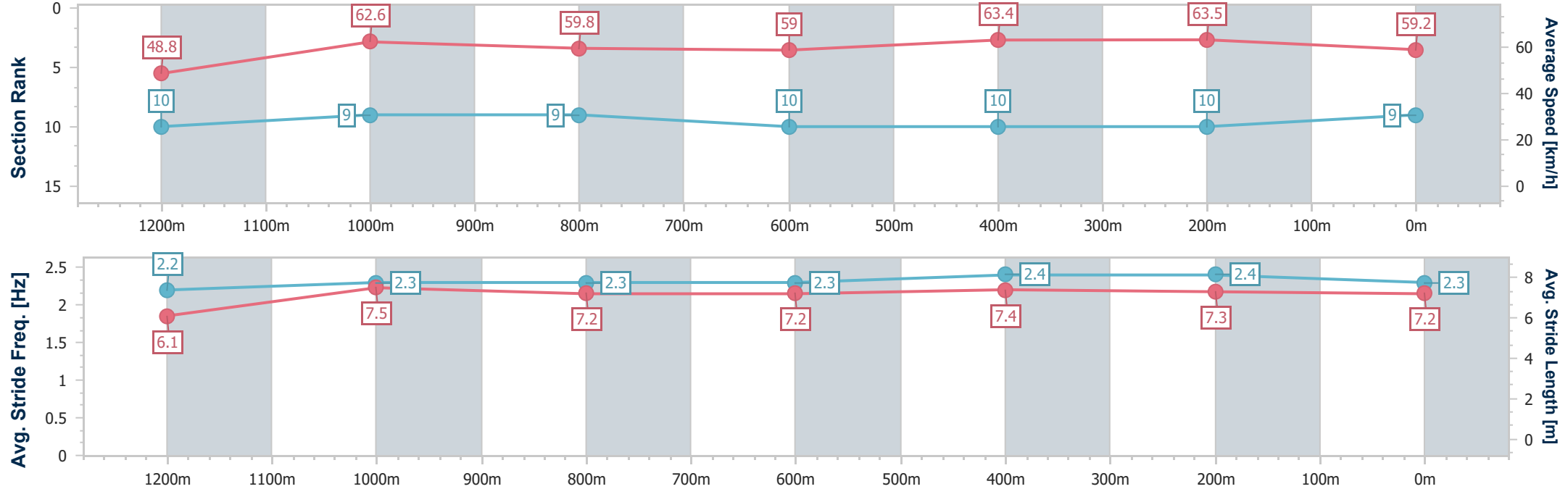
Race 8: BEERWAH SURGERY RATINGS BAND 0 - 58 Handicap - 1400m

SCTC SUNSHINE COAST TURF CLUB

14 December 2025 - 16:56

Track Rating: Good 4, Weather: Overcast, Rail Position: +7m Entire Course.

Section	Overall	1200m	1000m	800m	600m	400m	200m						
Section Times	1:25.64 [9] (0:14.78)	1:10.86 [10] (0:11.49)	0:59.37 [9] (0:12.11)	0:47.26 [9] (0:12.32)	0:34.94 [10] (0:11.43)	0:23.51 [10] (0:11.32)	0:12.19 [10] (0:12.19)						
Average Speed [km/h]	48.8	62.6	59.8	59.0	63.4	63.5	59.2						
Top Speed [km/h]	64.5	64.8	61.5	60.7	64.7	65.0	62.6						
Avg. Dist. to Rail [m]	4.2	2.3	2.3	2.0	0.9	2.8	3.8						
Avg. Stride Freq. [Hz]	2.2	2.3	2.3	2.3	2.4	2.4	2.3						
Avg. Stride Length [m]	6.1	7.5	7.2	7.2	7.4	7.3	7.2						



- [] Ranking at each section and finish
- .-.- No data available at this section
- NA No data available



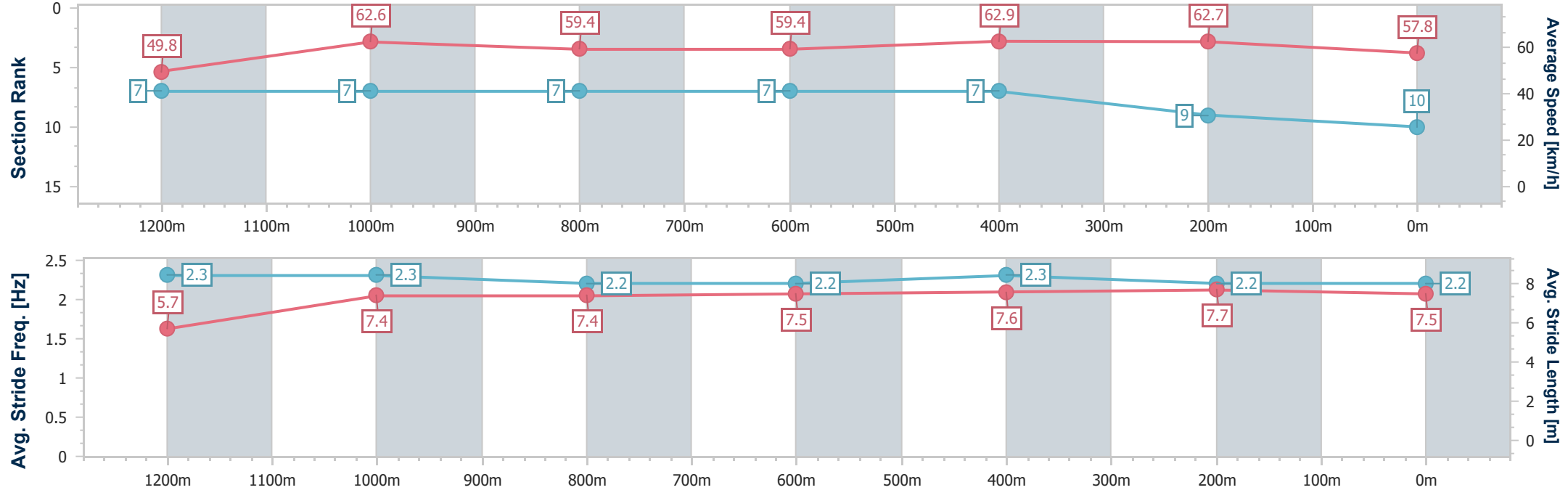
Horse/Jockey Name	O'caldino
Final Rank	10
Fastest Section Time (Section)	0:11.44 (400m)
Top Speed [km/h] (Section)	65.1 (Overall)
Race State	Finished



Sunshine CoastProfessional
Race 8: BEERWAH SURGERY RATINGS BAND 0 - 58 Handicap
- 1400m
14 December 2025 - 16:56
Track Rating: Good 4, Weather: Overcast, Rail Position: +7m Entire Course.



Section	Overall	1200m	1000m	800m	600m	400m	200m						
Section Times	1:25.82 [10] (0:14.49)	1:11.33 [7] (0:11.50)	0:59.83 [7] (0:12.18)	0:47.65 [7] (0:12.26)	0:35.39 [7] (0:11.49)	0:23.90 [7] (0:11.44)	0:12.46 [9] (0:12.46)						
Average Speed [km/h]	49.8	62.6	59.4	59.4	62.9	62.7	57.8						
Top Speed [km/h]	65.1	64.4	60.8	61.0	64.0	63.8	61.2						
Avg. Dist. to Rail [m]	3.4	2.6	2.3	1.6	0.4	1.8	1.2						
Avg. Stride Freq. [Hz]	2.3	2.3	2.2	2.2	2.3	2.2	2.2						
Avg. Stride Length [m]	5.7	7.4	7.4	7.5	7.6	7.7	7.5						



- [] Ranking at each section and finish
- .-.- No data available at this section
- NA No data available



Horse/Jockey Name	The Love Of Mary
Final Rank	11
Fastest Section Time (Section)	0:11.34 (400m)
Top Speed [km/h] (Section)	64.4 (400m)
Race State	Finished



Sunshine CoastProfessional

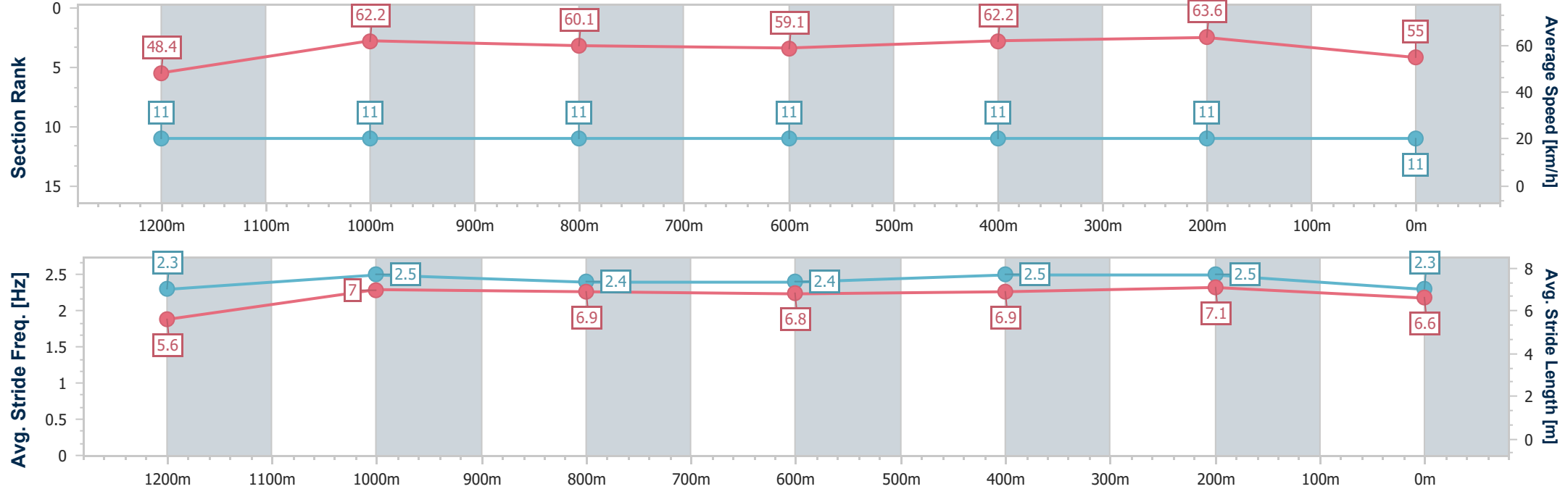
Race 8: BEERWAH SURGERY RATINGS BAND 0 - 58 Handicap - 1400m

SCTC SUNSHINE COAST TURF CLUB

14 December 2025 - 16:56

Track Rating: Good 4, Weather: Overcast, Rail Position: +7m Entire Course.

Section	Overall	1200m	1000m	800m	600m	400m	200m						
Section Times	1:26.93 [11] (0:14.92)	1:12.01 [11] (0:11.57)	1:00.44 [11] (0:12.04)	0:48.40 [11] (0:12.35)	0:36.05 [11] (0:11.61)	0:24.44 [11] (0:11.34)	0:13.10 [11] (0:13.10)						
Average Speed [km/h]	48.4	62.2	60.1	59.1	62.2	63.6	55.0						
Top Speed [km/h]	63.8	63.9	60.9	60.9	63.1	64.4	62.6						
Avg. Dist. to Rail [m]	7.2	2.9	2.3	1.8	1.0	2.0	1.2						
Avg. Stride Freq. [Hz]	2.3	2.5	2.4	2.4	2.5	2.5	2.3						
Avg. Stride Length [m]	5.6	7.0	6.9	6.8	6.9	7.1	6.6						



- [] Ranking at each section and finish
- .-.- No data available at this section
- NA No data available