



# Rockhampton Professional

## Race 1: TAB QTIS Two-Year-Old Maiden Plate - 1050m

18 December 2025 - 12:24



Track Rating: Soft 5, Weather: Fine, Rail Position: +7.5 metres Entire Course.

Section		Overall				1000m	800m	600m	400m	200m	Last 600m		
Field Times		0:59.61				0:56.27	0:45.12	0:34.09	0:22.94	0:11.95	0:34.09		
		(0:03.34)				(0:11.15)	(0:11.03)	(0:11.15)	(0:10.99)	(0:11.95)			
Rank	TAB Horse/Jockey	Barrier	Top Speed [km/h]	Fastest Section							Margin	Distance Travelled [m]	
1	8 WASABI BARBIE	1	68.2	0:03.34	0:59.61 [1]	0:56.27 [1]	0:45.12 [1]	0:33.98 [2]	0:22.94 [1]	0:11.95 [1]	0:59.61	0:33.98	
	Tahlia Fenlon		800m	Overall	(0:03.34)	(0:11.15)	(0:11.14)	(0:11.04)	(0:10.99)	(0:11.95)			
2	4 TAUTARA	2	66.0	0:03.39	1:01.28 [2]	0:57.89 [2]	0:46.39 [4]	0:35.24 [4]	0:24.15 [4]	0:12.69 [2]	9.78L	0:35.24	-1
	Tom Orr		800m	Overall	(0:03.39)	(0:11.50)	(0:11.15)	(0:11.09)	(0:11.46)	(0:12.69)			
3	1 BIG BARRY	3	66.5	0:03.46	1:02.18 [3]	0:58.72 [3]	0:47.40 [3]	0:36.26 [3]	0:25.16 [3]	0:13.38 [3]	15.12L	0:36.26	+2
	Sean Cormack		800m	Overall	(0:03.46)	(0:11.32)	(0:11.14)	(0:11.10)	(0:11.78)	(0:13.38)			
4	5 BALKAN MELODY	4	68.0	0:03.57	1:03.14 [4]	0:59.57 [5]	0:48.63 [2]	0:37.62 [1]	0:26.32 [2]	0:14.31 [4]	20.73L	0:37.62	+0
	Chris McIver		1000m	Overall	(0:03.57)	(0:10.94)	(0:11.01)	(0:11.30)	(0:12.01)	(0:14.31)			
5	9 TIGER ROCKET	5	63.3	0:03.49	1:03.25 [5]	0:59.76 [4]	0:47.68 [6]	0:35.79 [6]	0:24.22 [6]	0:12.44 [5]	21.37L	0:35.79	-3
	Gabrielle Semmens		600m	Overall	(0:03.49)	(0:12.08)	(0:11.89)	(0:11.57)	(0:11.78)	(0:12.44)			
6	3 SNAPPEN	6	64.3	0:03.59	1:04.07 [6]	1:00.48 [6]	0:49.03 [5]	0:37.48 [5]	0:25.66 [5]	0:13.22 [6]	26.23L	0:37.48	+0
	Adam Sewell		1000m	Overall	(0:03.59)	(0:11.45)	(0:11.55)	(0:11.82)	(0:12.44)	(0:13.22)			

Scratched: Felipity (#6), Scarlena (#7), Good One Cecil (#2)



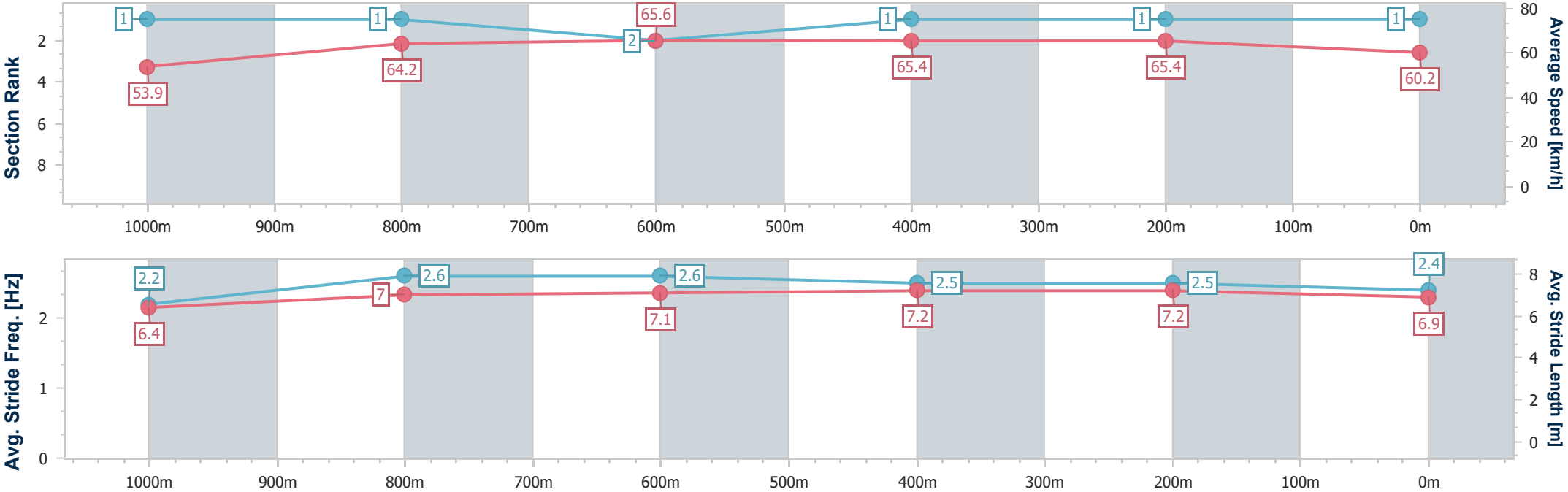
Horse/Jockey Name	Wasabi Barbie
Final Rank	1
Fastest Section Time (Section)	0:03.34 (Overall)
Top Speed [km/h] (Section)	68.2 (800m)
Race State	Finished



RockhamptonProfessional  
Race 1: TAB QTIS Two-Year-Old Maiden Plate - 1050m  
18 December 2025 - 12:24  
Track Rating: Soft 5, Weather: Fine, Rail Position: +7.5 metres  
Entire Course.



Section	Overall	1000m	800m	600m	400m	200m							
Section Times	0:59.61 [1] (0:03.34)	0:56.27 [1] (0:11.15)	0:45.12 [1] (0:11.14)	0:33.98 [2] (0:11.04)	0:22.94 [1] (0:10.99)	0:11.95 [1] (0:11.95)							
Average Speed [km/h]	53.9	64.2	65.6	65.4	65.4	60.2							
Top Speed [km/h]	55.0	67.9	68.2	66.3	67.0	62.9							
Avg. Dist. to Rail [m]	0.7	1.1	2.0	3.7	2.8	2.4							
Avg. Stride Freq. [Hz]	2.2	2.6	2.6	2.5	2.5	2.4							
Avg. Stride Length [m]	6.4	7.0	7.1	7.2	7.2	6.9							





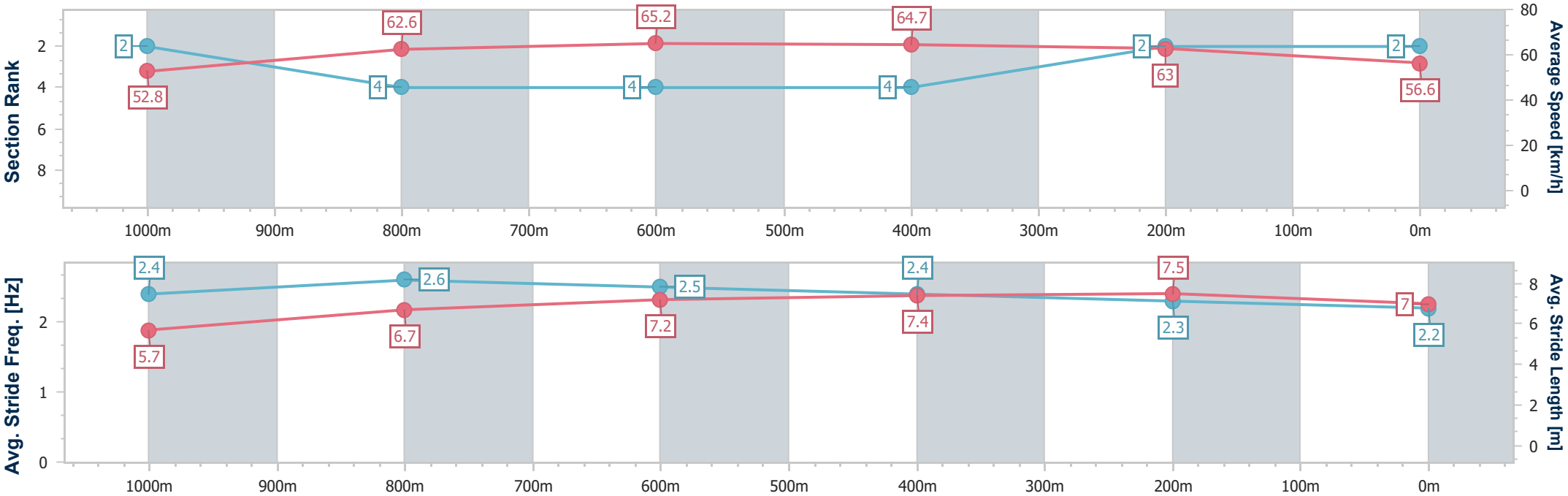
Horse/Jockey Name	Tautara
Final Rank	2
Fastest Section Time (Section)	0:03.39 (Overall)
Top Speed [km/h] (Section)	66.0 (800m)
Race State	Finished



RockhamptonProfessional  
Race 1: TAB QTIS Two-Year-Old Maiden Plate - 1050m  
18 December 2025 - 12:24  
Track Rating: Soft 5, Weather: Fine, Rail Position: +7.5 metres  
Entire Course.



Section	Overall	1000m	800m	600m	400m	200m								
Section Times	1:01.28 [2] (0:03.39)	0:57.89 [2] (0:11.50)	0:46.39 [4] (0:11.15)	0:35.24 [4] (0:11.09)	0:24.15 [4] (0:11.46)	0:12.69 [2] (0:12.69)								
Average Speed [km/h]	52.8	62.6	65.2	64.7	63.0	56.6								
Top Speed [km/h]	55.4	65.3	66.0	65.9	64.4	60.3								
Avg. Dist. to Rail [m]	1.8	0.2	1.0	1.5	1.6	1.8								
Avg. Stride Freq. [Hz]	2.4	2.6	2.5	2.4	2.3	2.2								
Avg. Stride Length [m]	5.7	6.7	7.2	7.4	7.5	7.0								





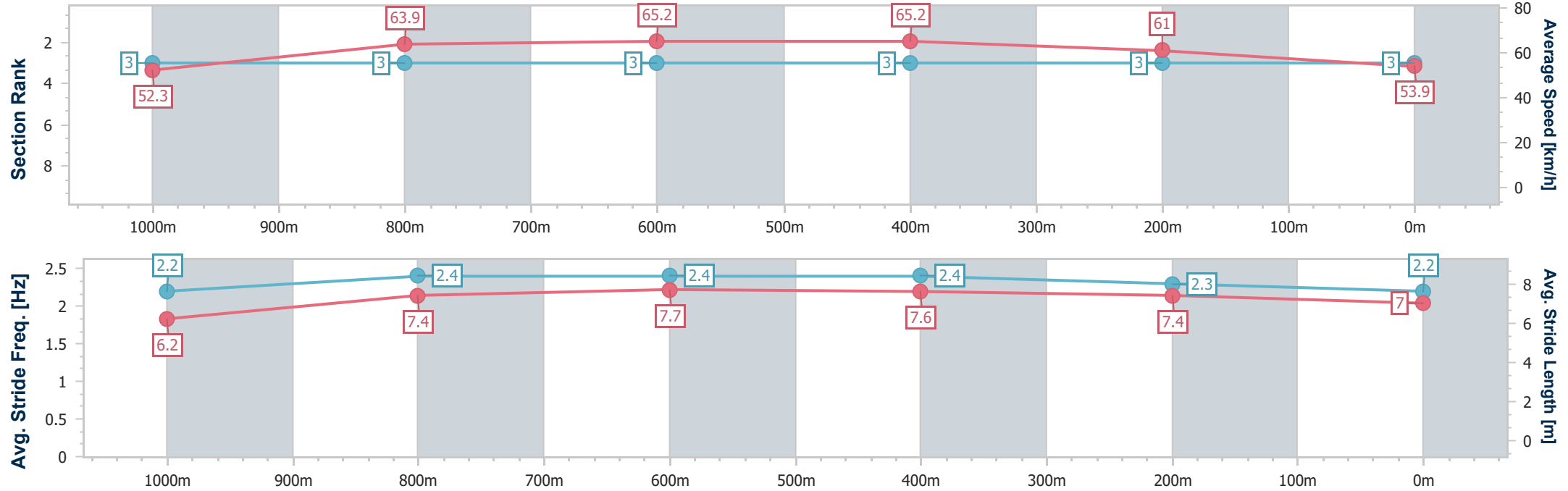
Horse/Jockey Name	Big Barry
Final Rank	3
Fastest Section Time (Section)	0:03.46 (Overall)
Top Speed [km/h] (Section)	66.5 (800m)
Race State	Finished



RockhamptonProfessional  
Race 1: TAB QTIS Two-Year-Old Maiden Plate - 1050m  
18 December 2025 - 12:24  
Track Rating: Soft 5, Weather: Fine, Rail Position: +7.5 metres  
Entire Course.



Section	Overall	1000m	800m	600m	400m	200m								
Section Times	1:02.18 [3] (0:03.46)	0:58.72 [3] (0:11.32)	0:47.40 [3] (0:11.14)	0:36.26 [3] (0:11.10)	0:25.16 [3] (0:11.78)	0:13.38 [3] (0:13.38)								
Average Speed [km/h]	52.3	63.9	65.2	65.2	61.0	53.9								
Top Speed [km/h]	56.0	65.9	66.5	65.8	64.2	57.9								
Avg. Dist. to Rail [m]	3.3	1.0	1.6	3.9	5.1	4.5								
Avg. Stride Freq. [Hz]	2.2	2.4	2.4	2.4	2.3	2.2								
Avg. Stride Length [m]	6.2	7.4	7.7	7.6	7.4	7.0								





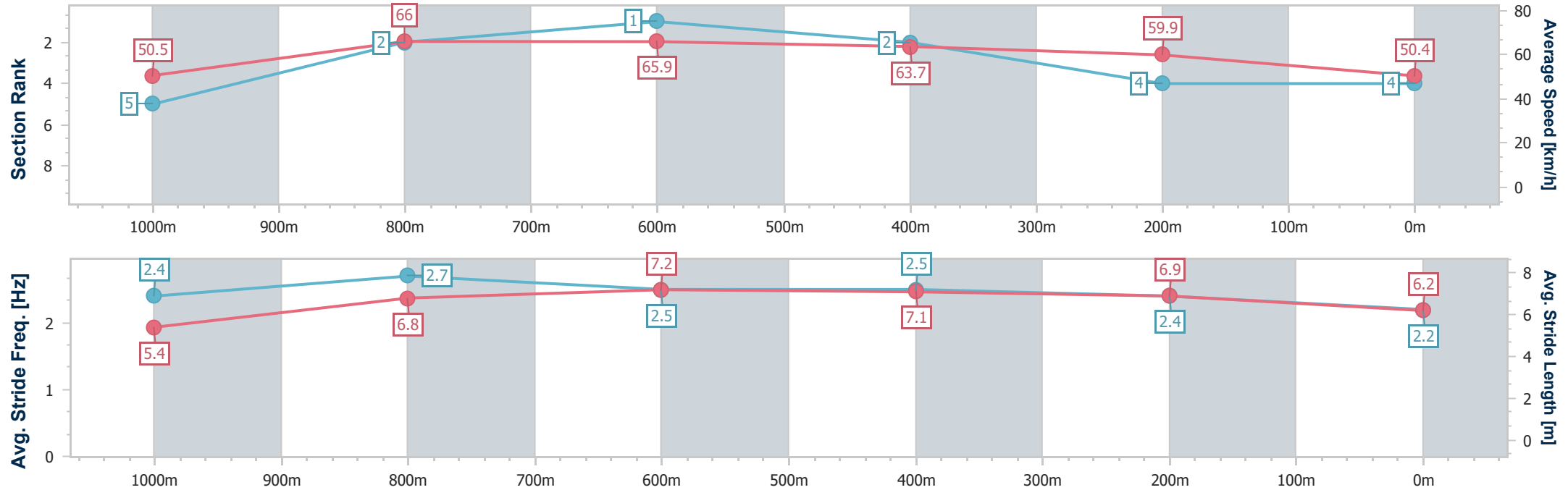
Horse/Jockey Name	Balkan Melody
Final Rank	4
Fastest Section Time (Section)	0:03.57 (Overall)
Top Speed [km/h] (Section)	68.0 (1000m)
Race State	Finished



RockhamptonProfessional  
Race 1: TAB QTIS Two-Year-Old Maiden Plate - 1050m  
18 December 2025 - 12:24  
Track Rating: Soft 5, Weather: Fine, Rail Position: +7.5 metres  
Entire Course.



Section	Overall	1000m	800m	600m	400m	200m							
Section Times	1:03.14 [4] (0:03.57)	0:59.57 [5] (0:10.94)	0:48.63 [2] (0:11.01)	0:37.62 [1] (0:11.30)	0:26.32 [2] (0:12.01)	0:14.31 [4] (0:14.31)							
Average Speed [km/h]	50.5	66.0	65.9	63.7	59.9	50.4							
Top Speed [km/h]	59.4	68.0	67.1	64.1	63.5	55.1							
Avg. Dist. to Rail [m]	4.4	1.0	1.0	3.1	3.4	3.5							
Avg. Stride Freq. [Hz]	2.4	2.7	2.5	2.5	2.4	2.2							
Avg. Stride Length [m]	5.4	6.8	7.2	7.1	6.9	6.2							





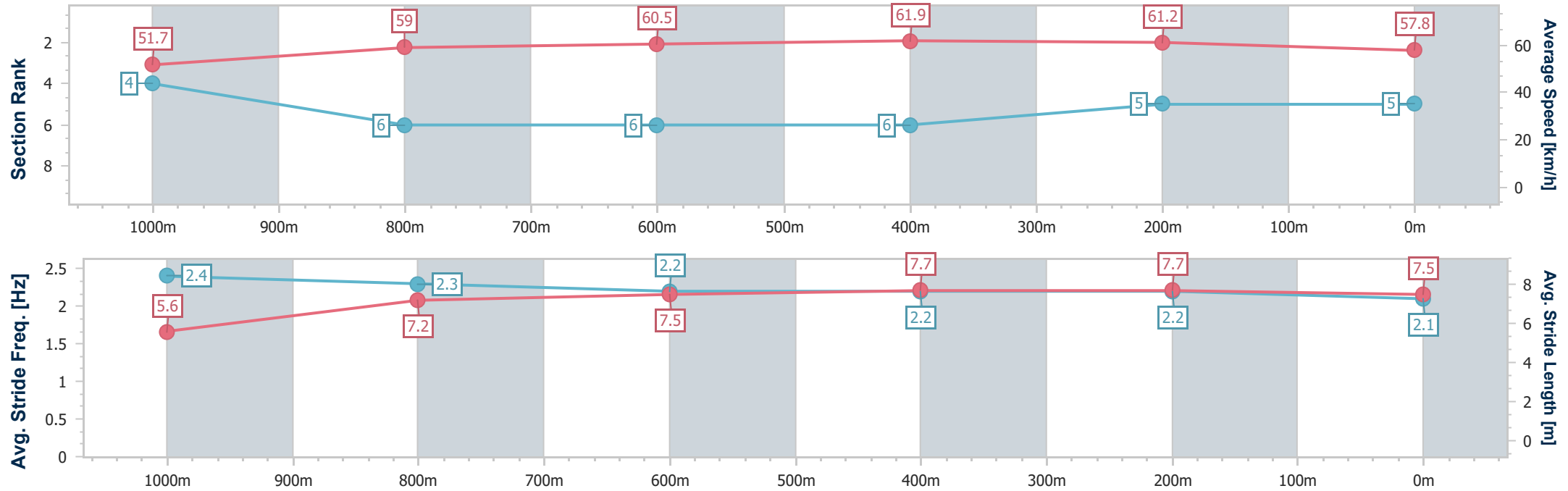
Horse/Jockey Name	Tiger Rocket
Final Rank	5
Fastest Section Time (Section)	0:03.49 (Overall)
Top Speed [km/h] (Section)	63.3 (600m)
Race State	Finished



RockhamptonProfessional  
Race 1: TAB QTIS Two-Year-Old Maiden Plate - 1050m  
18 December 2025 - 12:24  
Track Rating: Soft 5, Weather: Fine, Rail Position: +7.5 metres  
Entire Course.



Section	Overall	1000m	800m	600m	400m	200m								
Section Times	1:03.25 [5] (0:03.49)	0:59.76 [4] (0:12.08)	0:47.68 [6] (0:11.89)	0:35.79 [6] (0:11.57)	0:24.22 [6] (0:11.78)	0:12.44 [5] (0:12.44)								
Average Speed [km/h]	51.7	59.0	60.5	61.9	61.2	57.8								
Top Speed [km/h]	53.5	60.9	60.7	63.3	62.6	59.9								
Avg. Dist. to Rail [m]	4.5	1.6	0.6	2.9	5.8	6.4								
Avg. Stride Freq. [Hz]	2.4	2.3	2.2	2.2	2.2	2.1								
Avg. Stride Length [m]	5.6	7.2	7.5	7.7	7.7	7.5								





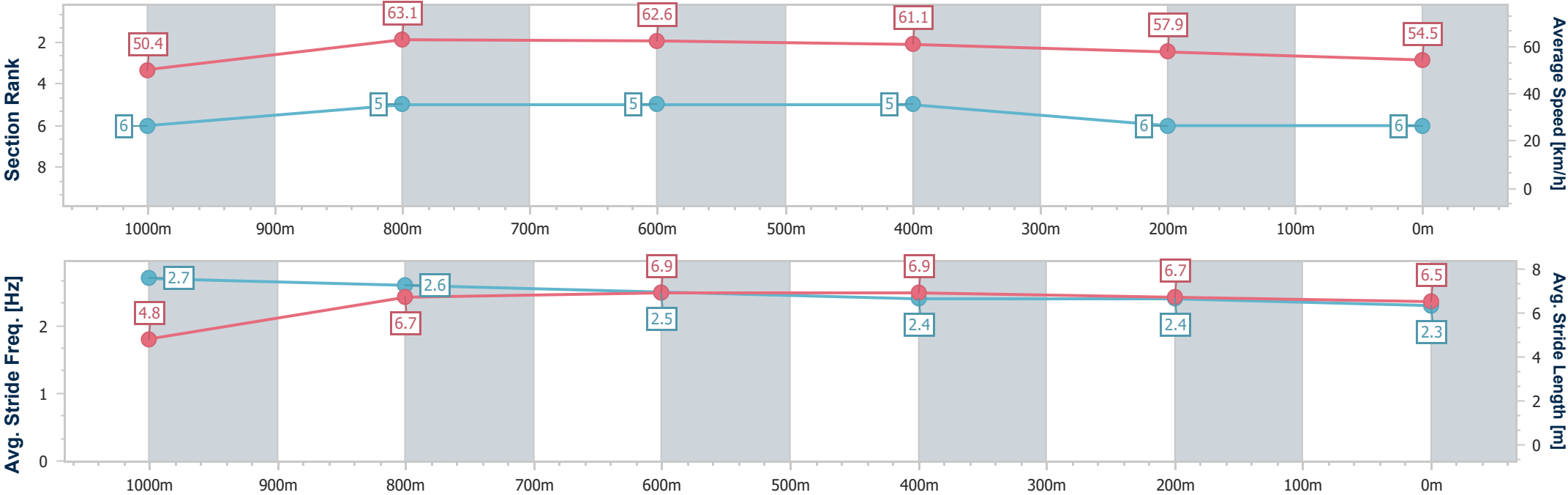
Horse/Jockey Name	Snappen
Final Rank	6
Fastest Section Time (Section)	0:03.59 (Overall)
Top Speed [km/h] (Section)	64.3 (1000m)
Race State	Finished



RockhamptonProfessional  
Race 1: TAB QTIS Two-Year-Old Maiden Plate - 1050m  
18 December 2025 - 12:24  
Track Rating: Soft 5, Weather: Fine, Rail Position: +7.5 metres  
Entire Course.



Section	Overall	1000m	800m	600m	400m	200m							
Section Times	1:04.07 [6] (0:03.59)	1:00.48 [6] (0:11.45)	0:49.03 [5] (0:11.55)	0:37.48 [5] (0:11.82)	0:25.66 [5] (0:12.44)	0:13.22 [6] (0:13.22)							
Average Speed [km/h]	50.4	63.1	62.6	61.1	57.9	54.5							
Top Speed [km/h]	57.9	64.3	63.2	62.1	59.5	57.7							
Avg. Dist. to Rail [m]	4.9	1.3	1.6	3.5	3.2	3.4							
Avg. Stride Freq. [Hz]	2.7	2.6	2.5	2.4	2.4	2.3							
Avg. Stride Length [m]	4.8	6.7	6.9	6.9	6.7	6.5							





Rockhampton Professional  
Race 2: GREAT NORTHERN Maiden Plate - 1600m  
18 December 2025 - 12:57



Track Rating: Soft 5, Weather: Fine, Rail Position: +7.5 metres Entire Course.

Section						Overall	1400m	1200m	1000m	800m	600m	400m	Last 600m		
Field Times						1:36.85 (0:12.80)	1:24.05 (0:11.35)	1:12.70 (0:12.10)	1:00.60 (0:12.49)	0:48.11 (0:12.53)	0:35.58 (0:11.59)	0:23.99 (0:11.82)	0:35.58		
Rank	TAB	Horse/Jockey	Barrier	Top Speed [km/h]	Fastest Section										Distance Travelled [m]
1	2	SKILFUL ARTIST	7	65.1	0:11.37	1:36.85 [1]	1:23.68 [5]	1:12.31 [5]	1:00.13 [4]	0:47.49 [4]	0:34.79 [5]	0:23.27 [3]	0:34.79		
		Chris McIver		1400m	1400m	(0:13.17)	(0:11.37)	(0:12.18)	(0:12.64)	(0:12.70)	(0:11.52)	(0:11.44)			
2	5	YOROKOBI	5	66.1	0:11.16	1:37.27 [2]	1:24.28 [2]	1:13.12 [1]	1:01.02 [1]	0:48.53 [1]	0:36.00 [1]	0:24.41 [1]	0:36.00	-7	
		Adam Sewell		600m	1400m	(0:12.99)	(0:11.16)	(0:12.10)	(0:12.49)	(0:12.53)	(0:11.59)	(0:11.82)			
3	1	READY LIGHTLY	1	64.8	0:11.42	1:37.76 [3]	1:24.72 [4]	1:13.30 [4]	1:00.99 [5]	0:48.35 [5]	0:35.84 [4]	0:24.04 [4]	0:35.84	-7	
		Warwick Satherley		1400m	1400m	(0:13.04)	(0:11.42)	(0:12.31)	(0:12.64)	(0:12.51)	(0:11.80)	(0:11.77)			
4	8	ANNA CHATABOX	3	64.8	0:11.45	1:38.49 [4]	1:25.21 [6]	1:13.76 [6]	1:01.48 [6]	0:48.84 [6]	0:36.11 [8]	0:24.38 [8]	0:36.11	-9	
		Jason Taylor		Overall	1400m	(0:13.28)	(0:11.45)	(0:12.28)	(0:12.64)	(0:12.73)	(0:11.73)	(0:11.71)			
5	4	UNION DELEGATE	4	64.1	0:11.56	1:38.93 [5]	1:25.61 [7]	1:14.05 [7]	1:01.90 [7]	0:49.25 [8]	0:36.73 [6]	0:24.96 [7]	0:36.73	-5	
		Tom Orr		Overall	1400m	(0:13.32)	(0:11.56)	(0:12.15)	(0:12.65)	(0:12.52)	(0:11.77)	(0:12.06)			
6	7	SHE'SANAIS	8	65.5	0:11.51	1:39.16 [6]	1:26.36 [1]	1:14.85 [2]	1:02.52 [3]	0:49.92 [3]	0:37.47 [2]	0:25.63 [2]	0:37.47	-8	
		Nikki Olzard		Overall	1400m	(0:12.80)	(0:11.51)	(0:12.33)	(0:12.60)	(0:12.45)	(0:11.84)	(0:12.07)			
7	6	ATLANTIC LACE	6	63.9	0:11.45	1:39.47 [7]	1:25.90 [8]	1:14.45 [8]	1:02.40 [8]	0:49.81 [7]	0:37.11 [7]	0:25.60 [6]	0:37.11	+1	
		Brendon Newport		600m	1400m	(0:13.57)	(0:11.45)	(0:12.05)	(0:12.59)	(0:12.70)	(0:11.51)	(0:12.08)			
8	3	I'M NOT GREY	2	64.6	0:11.39	1:39.51 [8]	1:26.52 [2]	1:15.13 [3]	1:02.97 [2]	0:50.30 [2]	0:37.63 [3]	0:25.72 [5]	0:37.63	-3	
		Jai Williams		1400m	1400m	(0:12.99)	(0:11.39)	(0:12.16)	(0:12.67)	(0:12.67)	(0:11.91)	(0:12.29)			





Rockhampton Professional  
Race 2: GREAT NORTHERN Maiden Plate - 1600m  
18 December 2025 - 12:57



Track Rating: Soft 5, Weather: Fine, Rail Position: +7.5 metres Entire Course.

Section Field Times				200m 0:12.17 (0:12.17)		Last 600m 0:35.58			
Rank	TAB	Horse/Jockey	Barrier	Top Speed [km/h]	Fastest Section	Margin			Distance Travelled [m]
1	2	SKILFUL ARTIST	7	65.1	0:11.37	0:11.83 [2]	1:36.85		0:34.79
		Chris McIver		1400m	1400m	(0:11.83)			
2	5	YOROKOBI	5	66.1	0:11.16	0:12.59 [1]	2.46L		0:36.00 -7
		Adam Sewell		600m	1400m	(0:12.59)			
3	1	READY LIGHTLY	1	64.8	0:11.42	0:12.27 [3]	5.38L		0:35.84 -7
		Warwick Satherley		1400m	1400m	(0:12.27)			
4	8	ANNA CHATABOX	3	64.8	0:11.45	0:12.67 [5]	9.64L		0:36.11 -9
		Jason Taylor		Overall	1400m	(0:12.67)			
5	4	UNION DELEGATE	4	64.1	0:11.56	0:12.90 [7]	12.23L		0:36.73 -5
		Tom Orr		Overall	1400m	(0:12.90)			
6	7	SHE'SANAIS	8	65.5	0:11.51	0:13.56 [4]	13.59L		0:37.47 -8
		Nikki Olzard		Overall	1400m	(0:13.56)			
7	6	ATLANTIC LACE	6	63.9	0:11.45	0:13.52 [6]	15.4L		0:37.11 +1
		Brendon Newport		600m	1400m	(0:13.52)			
8	3	I'M NOT GREY	2	64.6	0:11.39	0:13.43 [8]	15.66L		0:37.63 -3
		Jai Williams		1400m	1400m	(0:13.43)			



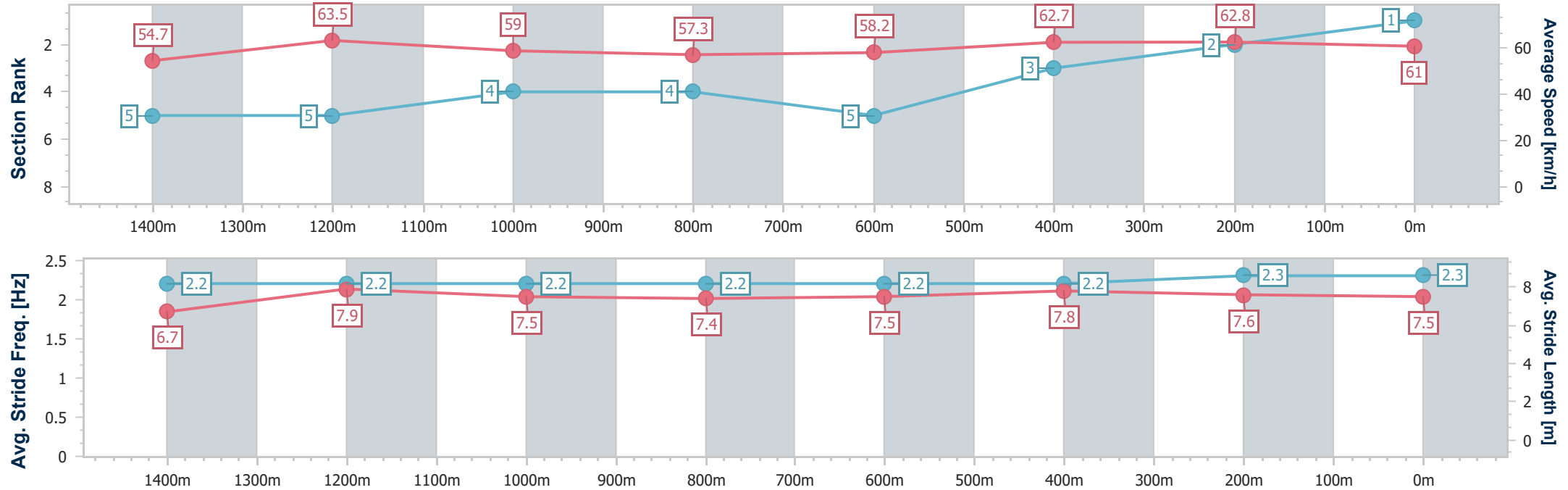
Horse/Jockey Name	Skilful Artist
Final Rank	1
Fastest Section Time (Section)	0:11.37 (1400m)
Top Speed [km/h] (Section)	65.1 (1400m)
Race State	Finished



RockhamptonProfessional  
Race 2: GREAT NORTHERN Maiden Plate - 1600m  
18 December 2025 - 12:57  
Track Rating: Soft 5, Weather: Fine, Rail Position: +7.5 metres  
Entire Course.



Section	Overall	1400m	1200m	1000m	800m	600m	400m	200m					
Section Times	1:36.85 [1] (0:13.17)	1:23.68 [5] (0:11.37)	1:12.31 [5] (0:12.18)	1:00.13 [4] (0:12.64)	0:47.49 [4] (0:12.70)	0:34.79 [5] (0:11.52)	0:23.27 [3] (0:11.44)	0:11.83 [2] (0:11.83)					
Average Speed [km/h]	54.7	63.5	59.0	57.3	58.2	62.7	62.8	61.0					
Top Speed [km/h]	63.4	65.1	61.5	58.1	60.4	63.7	63.9	62.2					
Avg. Dist. to Rail [m]	3.4	0.5	0.8	1.0	3.3	4.6	5.3	6.1					
Avg. Stride Freq. [Hz]	2.2	2.2	2.2	2.2	2.2	2.2	2.3	2.3					
Avg. Stride Length [m]	6.7	7.9	7.5	7.4	7.5	7.8	7.6	7.5					





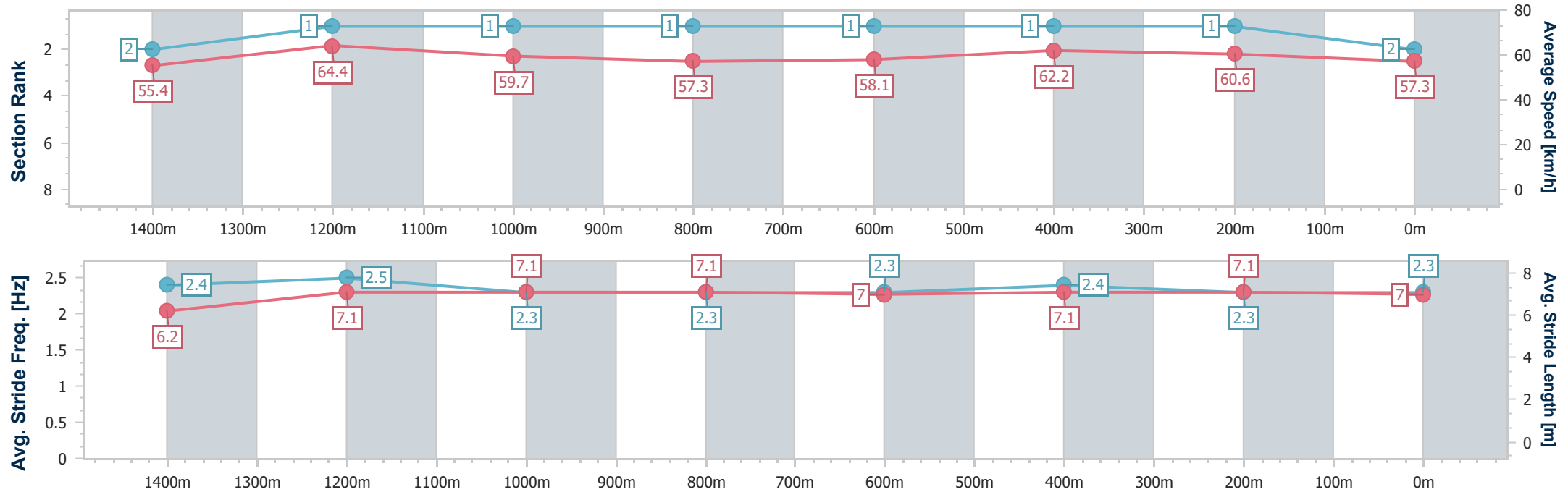
Horse/Jockey Name	Yorokobi
Final Rank	2
Fastest Section Time (Section)	0:11.16 (1400m)
Top Speed [km/h] (Section)	66.1 (600m)
Race State	Finished



RockhamptonProfessional  
Race 2: GREAT NORTHERN Maiden Plate - 1600m  
18 December 2025 - 12:57  
Track Rating: Soft 5, Weather: Fine, Rail Position: +7.5 metres  
Entire Course.



Section	Overall	1400m	1200m	1000m	800m	600m	400m	200m					
Section Times	1:37.27 [2] (0:12.99)	1:24.28 [2] (0:11.16)	1:13.12 [1] (0:12.10)	1:01.02 [1] (0:12.49)	0:48.53 [1] (0:12.53)	0:36.00 [1] (0:11.59)	0:24.41 [1] (0:11.82)	0:12.59 [1] (0:12.59)					
Average Speed [km/h]	55.4	64.4	59.7	57.3	58.1	62.2	60.6	57.3					
Top Speed [km/h]	63.4	66.0	64.6	58.7	61.1	66.1	62.7	59.4					
Avg. Dist. to Rail [m]	2.3	1.0	0.4	0.7	1.2	1.5	2.0	2.4					
Avg. Stride Freq. [Hz]	2.4	2.5	2.3	2.3	2.3	2.4	2.3	2.3					
Avg. Stride Length [m]	6.2	7.1	7.1	7.1	7.0	7.1	7.1	7.0					



[ ] Ranking at each section and finish  
- - - - No data available at this section  
NA No data available



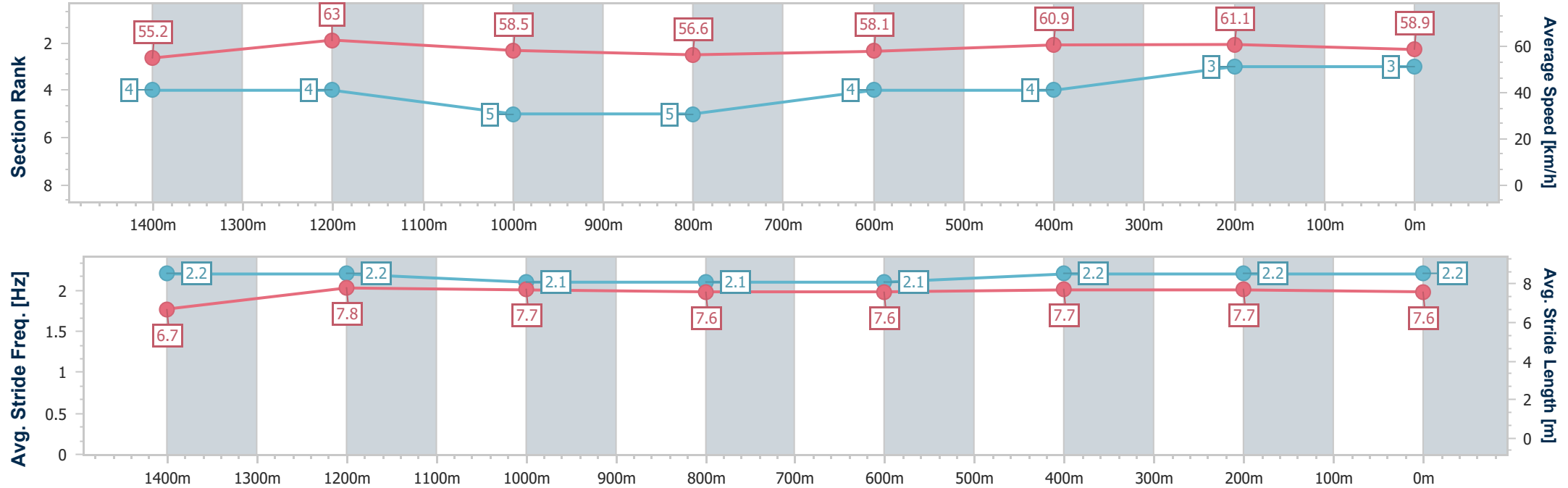
Horse/Jockey Name	Ready Lightly
Final Rank	3
Fastest Section Time (Section)	0:11.42 (1400m)
Top Speed [km/h] (Section)	64.8 (1400m)
Race State	Finished



RockhamptonProfessional  
Race 2: GREAT NORTHERN Maiden Plate - 1600m  
18 December 2025 - 12:57  
Track Rating: Soft 5, Weather: Fine, Rail Position: +7.5 metres  
Entire Course.



Section	Overall	1400m	1200m	1000m	800m	600m	400m	200m					
Section Times	1:37.76 [3] (0:13.04)	1:24.72 [4] (0:11.42)	1:13.30 [4] (0:12.31)	1:00.99 [5] (0:12.64)	0:48.35 [5] (0:12.51)	0:35.84 [4] (0:11.80)	0:24.04 [4] (0:11.77)	0:12.27 [3] (0:12.27)					
Average Speed [km/h]	55.2	63.0	58.5	56.6	58.1	60.9	61.1	58.9					
Top Speed [km/h]	63.7	64.8	61.1	57.8	58.8	62.6	61.8	60.3					
Avg. Dist. to Rail [m]	1.0	0.9	0.9	0.9	1.2	2.3	3.7	3.6					
Avg. Stride Freq. [Hz]	2.2	2.2	2.1	2.1	2.1	2.2	2.2	2.2					
Avg. Stride Length [m]	6.7	7.8	7.7	7.6	7.6	7.7	7.7	7.6					





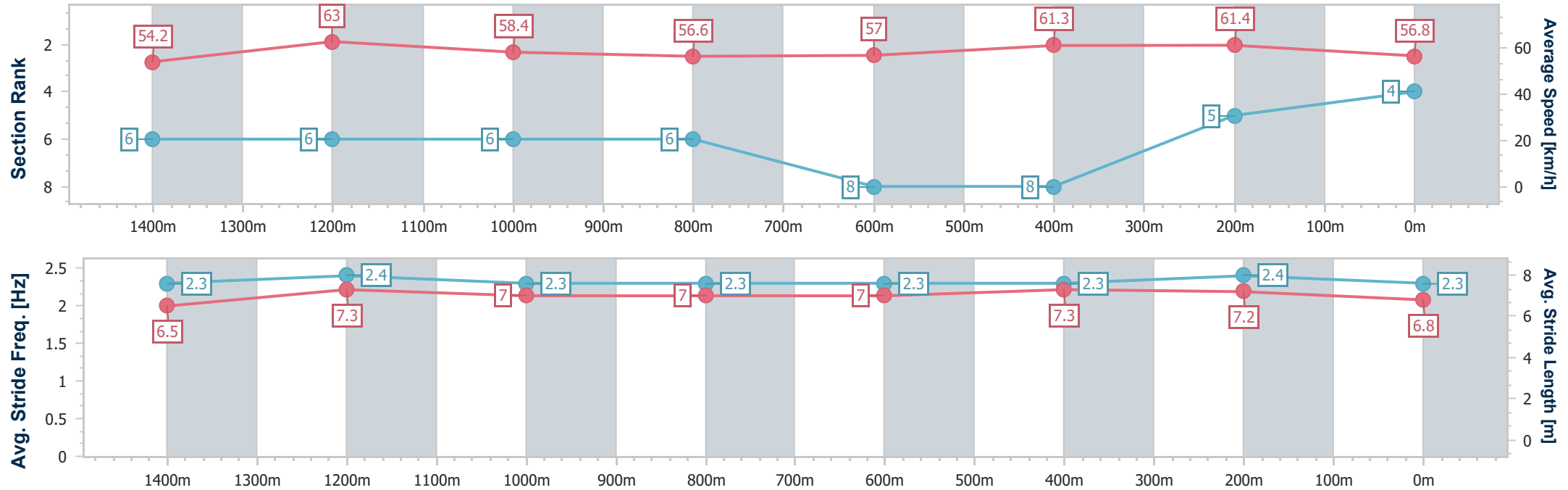
Horse/Jockey Name	Anna Chatabox
Final Rank	4
Fastest Section Time (Section)	0:11.45 (1400m)
Top Speed [km/h] (Section)	64.8 (Overall)
Race State	Finished



RockhamptonProfessional  
Race 2: GREAT NORTHERN Maiden Plate - 1600m  
18 December 2025 - 12:57  
Track Rating: Soft 5, Weather: Fine, Rail Position: +7.5 metres  
Entire Course.



Section	Overall	1400m	1200m	1000m	800m	600m	400m	200m					
Section Times	1:38.49 [4] (0:13.28)	1:25.21 [6] (0:11.45)	1:13.76 [6] (0:12.28)	1:01.48 [6] (0:12.64)	0:48.84 [6] (0:12.73)	0:36.11 [8] (0:11.73)	0:24.38 [8] (0:11.71)	0:12.67 [5] (0:12.67)					
Average Speed [km/h]	54.2	63.0	58.4	56.6	57.0	61.3	61.4	56.8					
Top Speed [km/h]	64.8	64.5	60.4	58.3	58.8	64.0	64.3	59.2					
Avg. Dist. to Rail [m]	1.1	1.4	0.8	0.7	0.7	2.6	4.6	4.7					
Avg. Stride Freq. [Hz]	2.3	2.4	2.3	2.3	2.3	2.3	2.4	2.3					
Avg. Stride Length [m]	6.5	7.3	7.0	7.0	7.0	7.3	7.2	6.8					





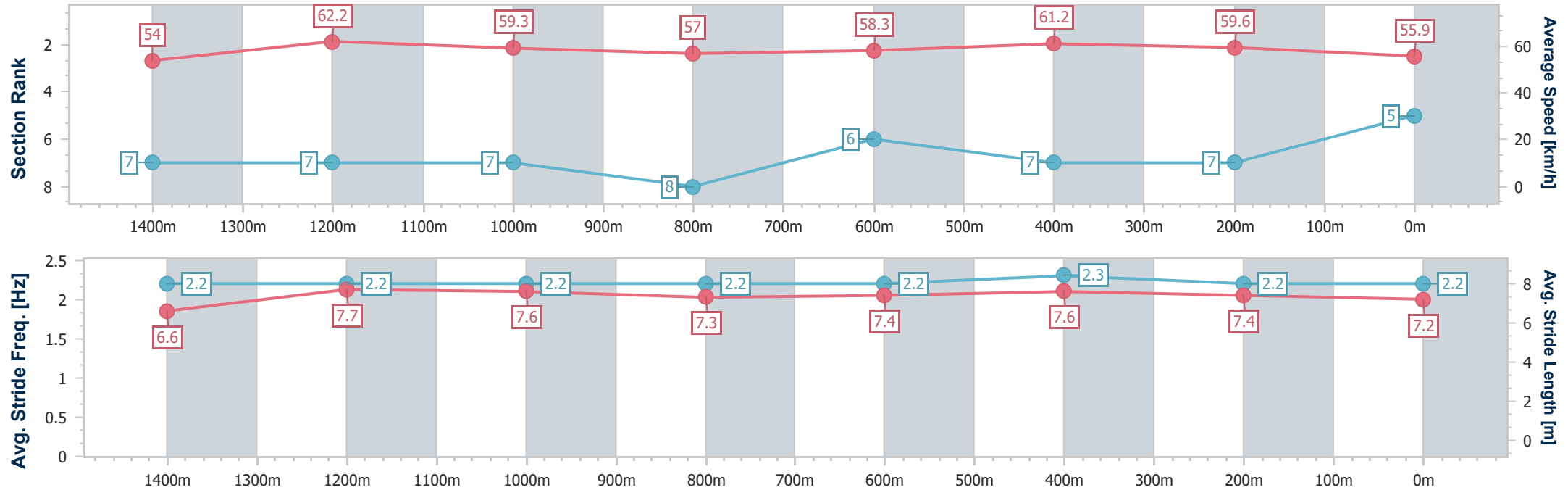
Horse/Jockey Name	Union Delegate
Final Rank	5
Fastest Section Time (Section)	0:11.56 (1400m)
Top Speed [km/h] (Section)	64.1 (Overall)
Race State	Finished



RockhamptonProfessional  
Race 2: GREAT NORTHERN Maiden Plate - 1600m  
18 December 2025 - 12:57  
Track Rating: Soft 5, Weather: Fine, Rail Position: +7.5 metres  
Entire Course.



Section	Overall	1400m	1200m	1000m	800m	600m	400m	200m					
Section Times	1:38.93 [5] (0:13.32)	1:25.61 [7] (0:11.56)	1:14.05 [7] (0:12.15)	1:01.90 [7] (0:12.65)	0:49.25 [8] (0:12.52)	0:36.73 [6] (0:11.77)	0:24.96 [7] (0:12.06)	0:12.90 [7] (0:12.90)					
Average Speed [km/h]	54.0	62.2	59.3	57.0	58.3	61.2	59.6	55.9					
Top Speed [km/h]	64.1	63.8	60.4	58.0	59.1	62.7	62.2	59.3					
Avg. Dist. to Rail [m]	2.2	0.5	0.5	0.3	1.5	4.5	5.7	5.9					
Avg. Stride Freq. [Hz]	2.2	2.2	2.2	2.2	2.2	2.3	2.2	2.2					
Avg. Stride Length [m]	6.6	7.7	7.6	7.3	7.4	7.6	7.4	7.2					



[ ] Ranking at each section and finish  
-.-.- No data available at this section  
NA No data available



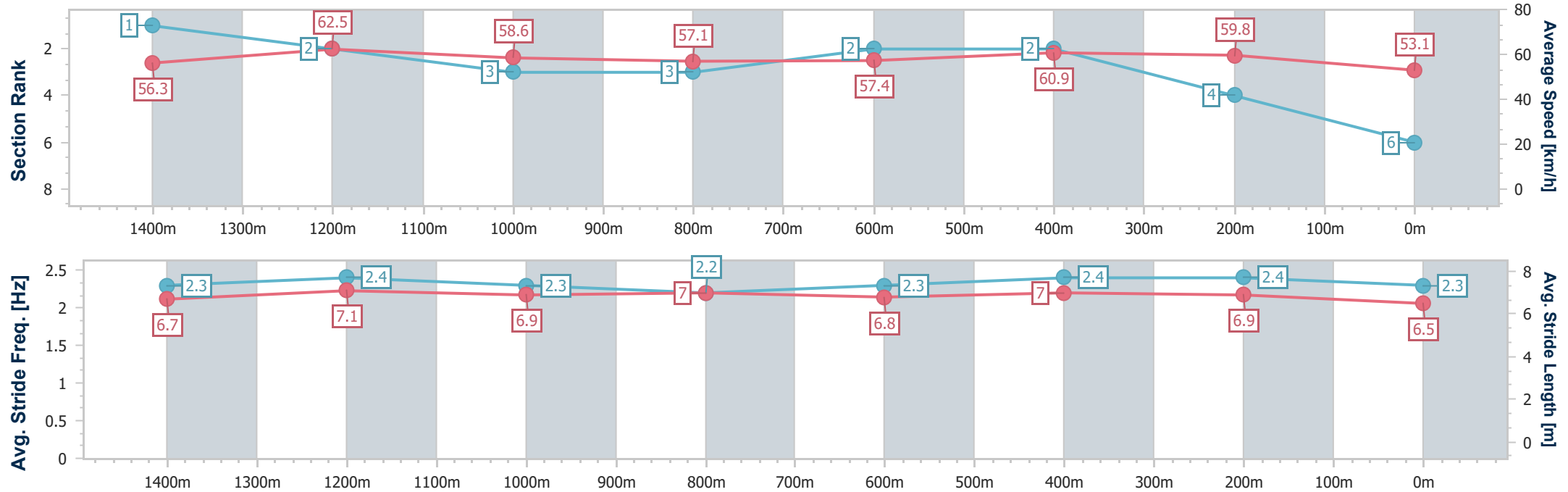
Horse/Jockey Name	She'ssanais
Final Rank	6
Fastest Section Time (Section)	0:11.51 (1400m)
Top Speed [km/h] (Section)	65.5 (Overall)
Race State	Finished



RockhamptonProfessional  
Race 2: GREAT NORTHERN Maiden Plate - 1600m  
18 December 2025 - 12:57  
Track Rating: Soft 5, Weather: Fine, Rail Position: +7.5 metres  
Entire Course.



Section	Overall	1400m	1200m	1000m	800m	600m	400m	200m					
Section Times	1:39.16 [6] (0:12.80)	1:26.36 [1] (0:11.51)	1:14.85 [2] (0:12.33)	1:02.52 [3] (0:12.60)	0:49.92 [3] (0:12.45)	0:37.47 [2] (0:11.84)	0:25.63 [2] (0:12.07)	0:13.56 [4] (0:13.56)					
Average Speed [km/h]	56.3	62.5	58.6	57.1	57.4	60.9	59.8	53.1					
Top Speed [km/h]	65.5	65.3	61.8	58.6	59.5	62.6	61.6	57.0					
Avg. Dist. to Rail [m]	4.6	2.3	2.2	0.8	0.8	1.1	2.0	2.3					
Avg. Stride Freq. [Hz]	2.3	2.4	2.3	2.2	2.3	2.4	2.4	2.3					
Avg. Stride Length [m]	6.7	7.1	6.9	7.0	6.8	7.0	6.9	6.5					





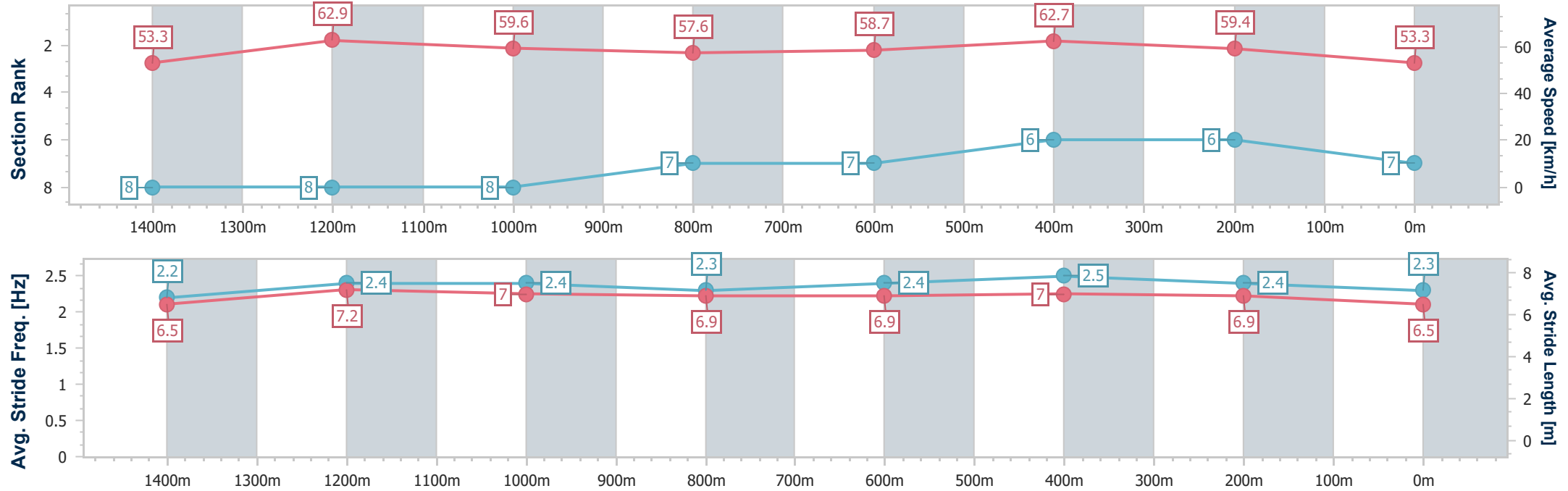
Horse/Jockey Name	Atlantic Lace
Final Rank	7
Fastest Section Time (Section)	0:11.45 (1400m)
Top Speed [km/h] (Section)	63.9 (600m)
Race State	Finished



RockhamptonProfessional  
Race 2: GREAT NORTHERN Maiden Plate - 1600m  
18 December 2025 - 12:57  
Track Rating: Soft 5, Weather: Fine, Rail Position: +7.5 metres  
Entire Course.



Section	Overall	1400m	1200m	1000m	800m	600m	400m	200m					
Section Times	1:39.47 [7] (0:13.57)	1:25.90 [8] (0:11.45)	1:14.45 [8] (0:12.05)	1:02.40 [8] (0:12.59)	0:49.81 [7] (0:12.70)	0:37.11 [7] (0:11.51)	0:25.60 [6] (0:12.08)	0:13.52 [6] (0:13.52)					
Average Speed [km/h]	53.3	62.9	59.6	57.6	58.7	62.7	59.4	53.3					
Top Speed [km/h]	62.3	63.7	61.6	59.0	61.5	63.9	62.0	56.5					
Avg. Dist. to Rail [m]	2.4	0.4	0.5	1.4	4.3	4.8	5.2	5.2					
Avg. Stride Freq. [Hz]	2.2	2.4	2.4	2.3	2.4	2.5	2.4	2.3					
Avg. Stride Length [m]	6.5	7.2	7.0	6.9	6.9	7.0	6.9	6.5					







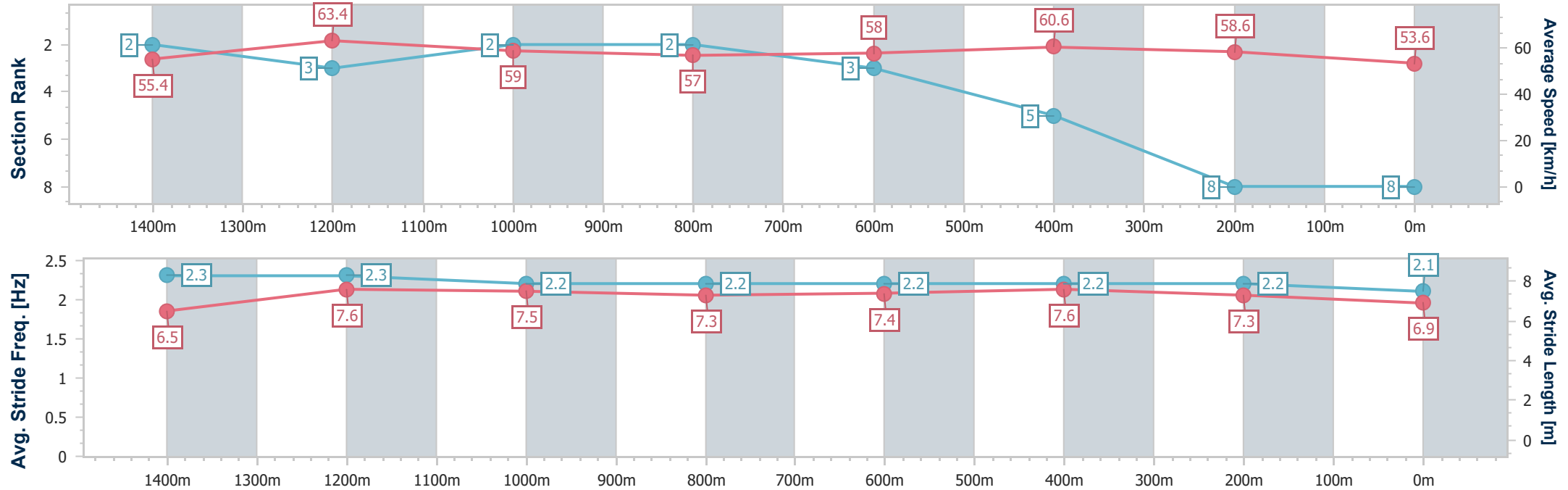
Horse/Jockey Name	I'm Not Grey
Final Rank	8
Fastest Section Time (Section)	0:11.39 (1400m)
Top Speed [km/h] (Section)	64.6 (1400m)
Race State	Finished



RockhamptonProfessional  
Race 2: GREAT NORTHERN Maiden Plate - 1600m  
18 December 2025 - 12:57  
Track Rating: Soft 5, Weather: Fine, Rail Position: +7.5 metres  
Entire Course.



Section	Overall	1400m	1200m	1000m	800m	600m	400m	200m					
Section Times	1:39.51 [8] (0:12.99)	1:26.52 [2] (0:11.39)	1:15.13 [3] (0:12.16)	1:02.97 [2] (0:12.67)	0:50.30 [2] (0:12.67)	0:37.63 [3] (0:11.91)	0:25.72 [5] (0:12.29)	0:13.43 [8] (0:13.43)					
Average Speed [km/h]	55.4	63.4	59.0	57.0	58.0	60.6	58.6	53.6					
Top Speed [km/h]	63.6	64.6	60.8	58.5	60.0	61.6	60.3	59.5					
Avg. Dist. to Rail [m]	0.6	0.2	0.2	0.7	2.5	3.3	3.6	3.8					
Avg. Stride Freq. [Hz]	2.3	2.3	2.2	2.2	2.2	2.2	2.2	2.1					
Avg. Stride Length [m]	6.5	7.6	7.5	7.3	7.4	7.6	7.3	6.9					





Rockhampton Professional  
Race 3: MOLTEC Maiden Handicap - 1200m  
18 December 2025 - 13:36



Track Rating: Soft 5, Weather: Fine, Rail Position: +7.5 metres Entire Course.

Section		Overall				1000m	800m	600m	400m	200m	Last 600m		
Field Times		1:09.59 (0:12.29)				0:57.30 (0:11.15)	0:46.15 (0:11.57)	0:34.58 (0:11.11)	0:23.47 (0:11.38)	0:12.09 (0:12.09)	0:34.58		
Rank	TAB	Horse/Jockey	Barrier	Top Speed [km/h]	Fastest Section						Margin	Distance Travelled [m]	
1	8	INNOVADER	3	66.0	0:11.06	1:09.59 [1]	0:56.99 [3]	0:45.93 [3]	0:34.40 [2]	0:23.14 [2]	0:11.86 [2]	1:09.59	0:34.40
		Chris McIver		1000m	1000m	(0:12.60)	(0:11.06)	(0:11.53)	(0:11.26)	(0:11.28)	(0:11.86)		
2	1	MOOCHI STARLIGHT	10	67.1	0:11.11	1:09.62 [2]	0:57.33 [1]	0:46.18 [1]	0:34.61 [1]	0:23.50 [1]	0:12.12 [1]	0.21L	0:34.61 +3
		Jai Williams		Overall	600m	(0:12.29)	(0:11.15)	(0:11.57)	(0:11.11)	(0:11.38)	(0:12.12)		
3	9	WHENHARRY METELSIE	2	66.4	0:11.01	1:10.08 [3]	0:57.35 [5]	0:46.12 [5]	0:34.23 [5]	0:23.22 [5]	0:11.97 [3]	2.92L	0:34.23 +5
		Tahlia Fenlon		600m	600m	(0:12.73)	(0:11.23)	(0:11.89)	(0:11.01)	(0:11.25)	(0:11.97)		
4	11	PICNIC BLANKET	4	66.4	0:11.09	1:10.16 [4]	0:57.35 [6]	0:46.11 [7]	0:34.22 [6]	0:23.13 [6]	0:11.96 [6]	3.37L	0:34.22 +6
		Jackson Murphy		1000m	600m	(0:12.81)	(0:11.24)	(0:11.89)	(0:11.09)	(0:11.17)	(0:11.96)		
5	10	JOHN'S ROAD	5	65.6	0:11.20	1:10.36 [5]	0:57.83 [2]	0:46.57 [4]	0:34.76 [4]	0:23.56 [4]	0:12.21 [4]	4.52L	0:34.76 +2
		Jason Taylor		1000m	600m	(0:12.53)	(0:11.26)	(0:11.81)	(0:11.20)	(0:11.35)	(0:12.21)		
6	5	FICTIVE	9	66.6	0:11.01	1:10.66 [6]	0:58.02 [4]	0:47.01 [2]	0:35.28 [3]	0:23.96 [3]	0:12.48 [5]	6.31L	0:35.28 +5
		Tom Orr		1000m	1000m	(0:12.64)	(0:11.01)	(0:11.73)	(0:11.32)	(0:11.48)	(0:12.48)		
7	6	BECAUSE I CAN	1	66.5	0:11.02	1:11.26 [7]	0:57.95 [10]	0:46.68 [10]	0:34.77 [10]	0:23.75 [9]	0:12.51 [8]	9.84L	0:34.77 +3
		Nikki Olzard		600m	600m	(0:13.31)	(0:11.27)	(0:11.91)	(0:11.02)	(0:11.24)	(0:12.51)		
8	3	BELLAH'S HOPE	8	66.4	0:11.00	1:11.40 [8]	0:58.34 [9]	0:47.13 [8]	0:35.28 [8]	0:24.28 [7]	0:12.84 [7]	10.64L	0:35.28 +5
		Georgina Cartwright		600m	600m	(0:13.06)	(0:11.21)	(0:11.85)	(0:11.00)	(0:11.44)	(0:12.84)		
9	2	KAJETAN	6	65.6	0:11.12	1:11.76 [9]	0:58.86 [8]	0:47.37 [9]	0:35.36 [9]	0:24.24 [10]	0:12.81 [9]	12.79L	0:35.36 +2
		Natalea Summers		600m	600m	(0:12.90)	(0:11.49)	(0:12.01)	(0:11.12)	(0:11.43)	(0:12.81)		
10	7	CRACKTHELATCH	7	65.8	0:11.19	1:12.38 [10]	0:59.53 [7]	0:48.34 [6]	0:36.33 [7]	0:24.97 [8]	0:13.15 [10]	16.41L	0:36.33 +6
		Adam Sewell		1000m	1000m	(0:12.85)	(0:11.19)	(0:12.01)	(0:11.36)	(0:11.82)	(0:13.15)		

Scratched: Red Envelope (#4)



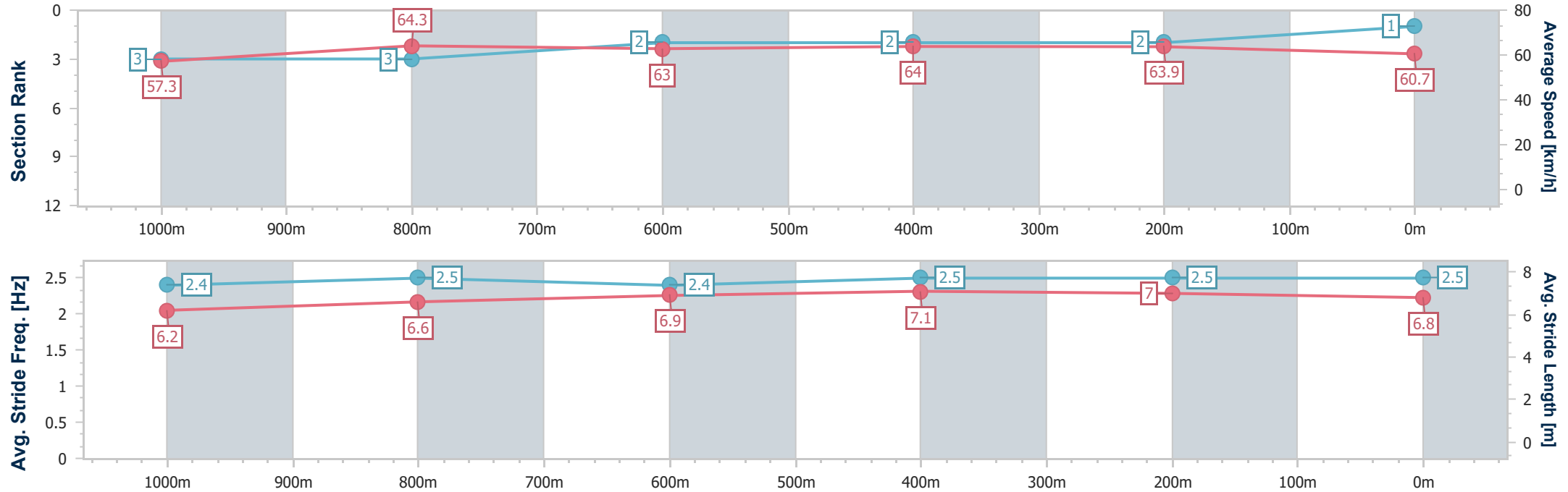
Horse/Jockey Name	Innovader
Final Rank	1
Fastest Section Time (Section)	0:11.06 (1000m)
Top Speed [km/h] (Section)	66.0 (1000m)
Race State	Finished



RockhamptonProfessional  
Race 3: MOLTEC Maiden Handicap - 1200m  
18 December 2025 - 13:36  
Track Rating: Soft 5, Weather: Fine, Rail Position: +7.5 metres  
Entire Course.



Section	Overall	1000m	800m	600m	400m	200m							
Section Times	1:09.59 [1] (0:12.60)	0:56.99 [3] (0:11.06)	0:45.93 [3] (0:11.53)	0:34.40 [2] (0:11.26)	0:23.14 [2] (0:11.28)	0:11.86 [2] (0:11.86)							
Average Speed [km/h]	57.3	64.3	63.0	64.0	63.9	60.7							
Top Speed [km/h]	66.0	66.0	64.1	64.8	64.8	62.5							
Avg. Dist. to Rail [m]	0.9	1.6	1.2	3.3	3.8	5.1							
Avg. Stride Freq. [Hz]	2.4	2.5	2.4	2.5	2.5	2.5							
Avg. Stride Length [m]	6.2	6.6	6.9	7.1	7.0	6.8							





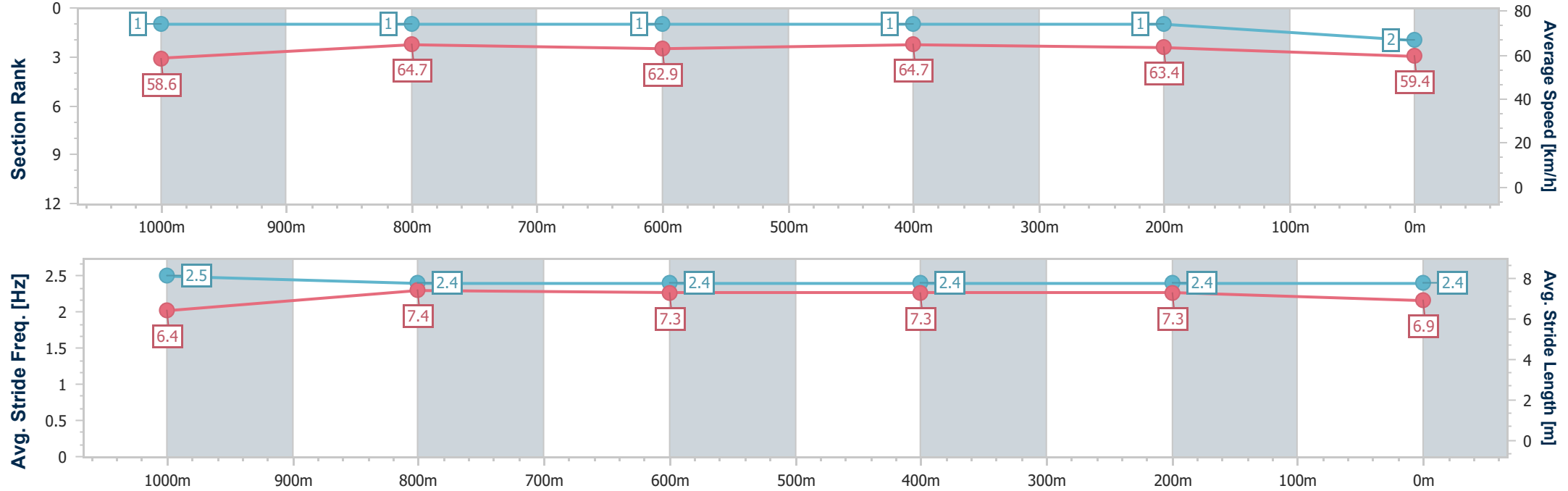
Horse/Jockey Name	Moochi Starlight
Final Rank	2
Fastest Section Time (Section)	0:11.11 (600m)
Top Speed [km/h] (Section)	67.1 (Overall)
Race State	Finished



RockhamptonProfessional  
Race 3: MOLTEC Maiden Handicap - 1200m  
18 December 2025 - 13:36  
Track Rating: Soft 5, Weather: Fine, Rail Position: +7.5 metres  
Entire Course.



Section	Overall	1000m	800m	600m	400m	200m							
Section Times	1:09.62 [2] (0:12.29)	0:57.33 [1] (0:11.15)	0:46.18 [1] (0:11.57)	0:34.61 [1] (0:11.11)	0:23.50 [1] (0:11.38)	0:12.12 [1] (0:12.12)							
Average Speed [km/h]	58.6	64.7	62.9	64.7	63.4	59.4							
Top Speed [km/h]	67.1	65.9	63.7	65.7	65.5	62.2							
Avg. Dist. to Rail [m]	5.0	0.4	1.5	2.1	2.0	3.0							
Avg. Stride Freq. [Hz]	2.5	2.4	2.4	2.4	2.4	2.4							
Avg. Stride Length [m]	6.4	7.4	7.3	7.3	7.3	6.9							





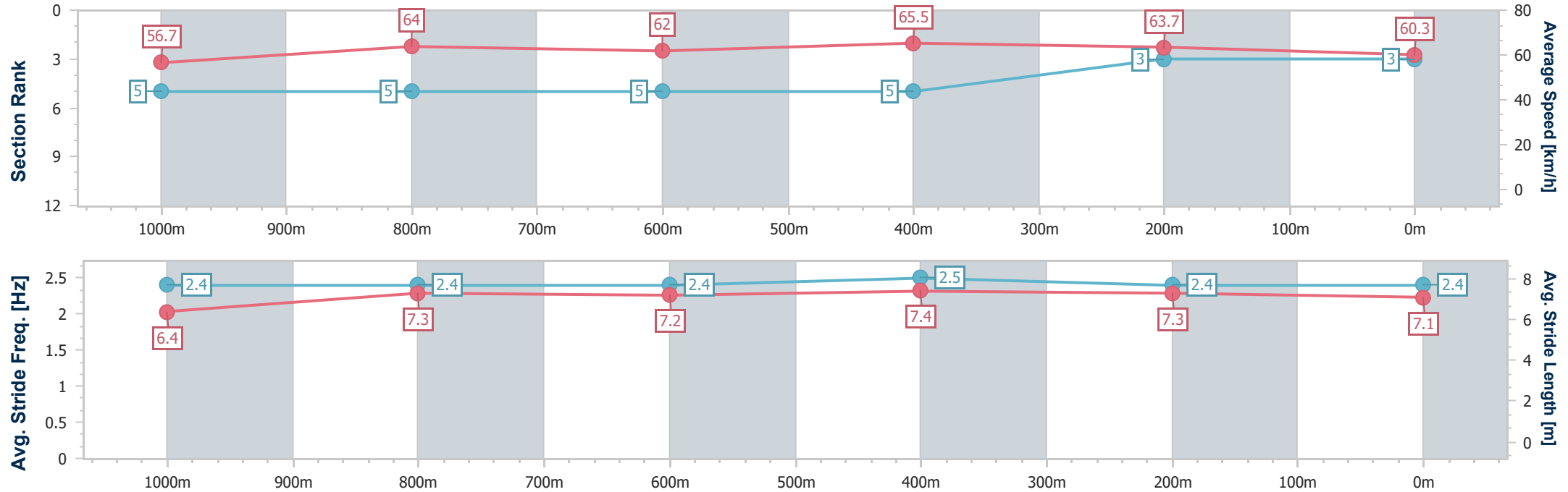
Horse/Jockey Name	Whenharry Metelsie
Final Rank	3
Fastest Section Time (Section)	0:11.01 (600m)
Top Speed [km/h] (Section)	66.4 (600m)
Race State	Finished



RockhamptonProfessional  
Race 3: MOLTEC Maiden Handicap - 1200m  
18 December 2025 - 13:36  
Track Rating: Soft 5, Weather: Fine, Rail Position: +7.5 metres  
Entire Course.



Section	Overall	1000m	800m	600m	400m	200m							
Section Times	1:10.08 [3] (0:12.73)	0:57.35 [5] (0:11.23)	0:46.12 [5] (0:11.89)	0:34.23 [5] (0:11.01)	0:23.22 [5] (0:11.25)	0:11.97 [3] (0:11.97)							
Average Speed [km/h]	56.7	64.0	62.0	65.5	63.7	60.3							
Top Speed [km/h]	66.2	66.0	64.0	66.4	65.8	62.8							
Avg. Dist. to Rail [m]	1.2	0.9	2.6	2.1	2.3	4.1							
Avg. Stride Freq. [Hz]	2.4	2.4	2.4	2.5	2.4	2.4							
Avg. Stride Length [m]	6.4	7.3	7.2	7.4	7.3	7.1							





Horse/Jockey Name	Picnic Blanket
Final Rank	4
Fastest Section Time (Section)	0:11.09 (600m)
Top Speed [km/h] (Section)	66.4 (1000m)
Race State	Finished



RockhamptonProfessional

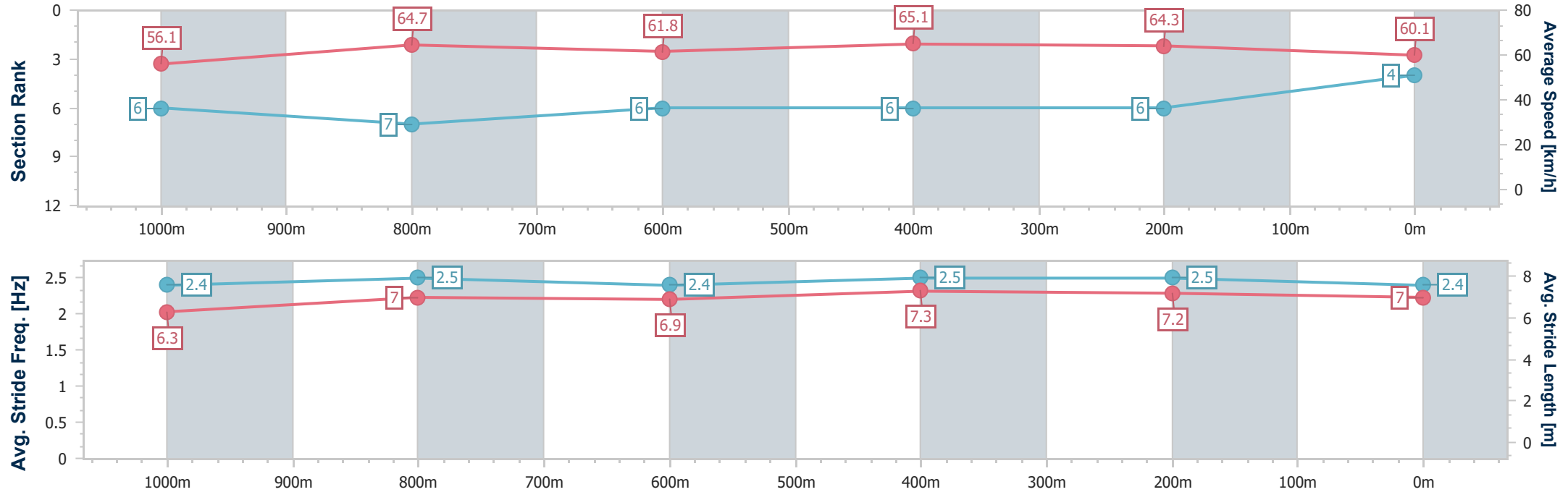
Race 3: MOLTEC Maiden Handicap - 1200m

18 December 2025 - 13:36

Track Rating: Soft 5, Weather: Fine, Rail Position: +7.5 metres  
Entire Course.



Section	Overall	1000m	800m	600m	400m	200m							
Section Times	1:10.16 [4] (0:12.81)	0:57.35 [6] (0:11.24)	0:46.11 [7] (0:11.89)	0:34.22 [6] (0:11.09)	0:23.13 [6] (0:11.17)	0:11.96 [6] (0:11.96)							
Average Speed [km/h]	56.1	64.7	61.8	65.1	64.3	60.1							
Top Speed [km/h]	64.5	66.4	62.7	65.3	65.1	62.5							
Avg. Dist. to Rail [m]	0.8	1.3	2.6	2.0	2.7	4.8							
Avg. Stride Freq. [Hz]	2.4	2.5	2.4	2.5	2.5	2.4							
Avg. Stride Length [m]	6.3	7.0	6.9	7.3	7.2	7.0							



- [ ] Ranking at each section and finish
- .-.- No data available at this section
- NA No data available



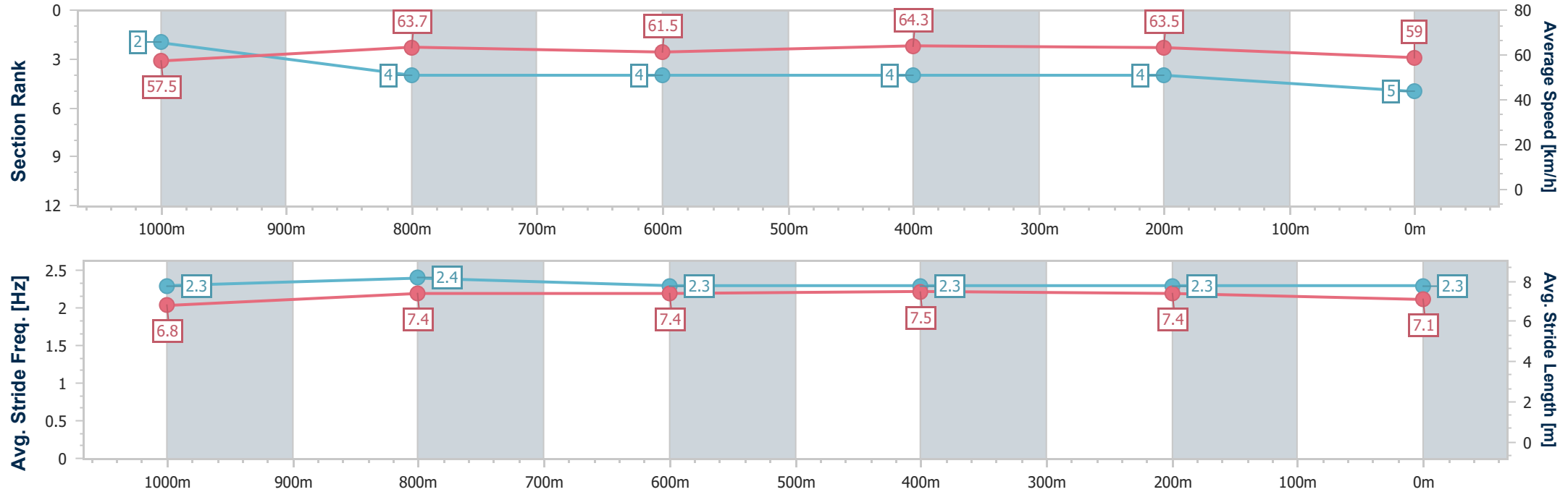
Horse/Jockey Name	John's Road
Final Rank	5
Fastest Section Time (Section)	0:11.20 (600m)
Top Speed [km/h] (Section)	65.6 (1000m)
Race State	Finished



RockhamptonProfessional  
Race 3: MOLTEC Maiden Handicap - 1200m  
18 December 2025 - 13:36  
Track Rating: Soft 5, Weather: Fine, Rail Position: +7.5 metres  
Entire Course.



Section	Overall	1000m	800m	600m	400m	200m								
Section Times	1:10.36 [5] (0:12.53)	0:57.83 [2] (0:11.26)	0:46.57 [4] (0:11.81)	0:34.76 [4] (0:11.20)	0:23.56 [4] (0:11.35)	0:12.21 [4] (0:12.21)								
Average Speed [km/h]	57.5	63.7	61.5	64.3	63.5	59.0								
Top Speed [km/h]	65.6	65.6	62.2	65.0	65.0	61.5								
Avg. Dist. to Rail [m]	2.0	0.6	1.1	3.1	5.1	6.7								
Avg. Stride Freq. [Hz]	2.3	2.4	2.3	2.3	2.3	2.3								
Avg. Stride Length [m]	6.8	7.4	7.4	7.5	7.4	7.1								





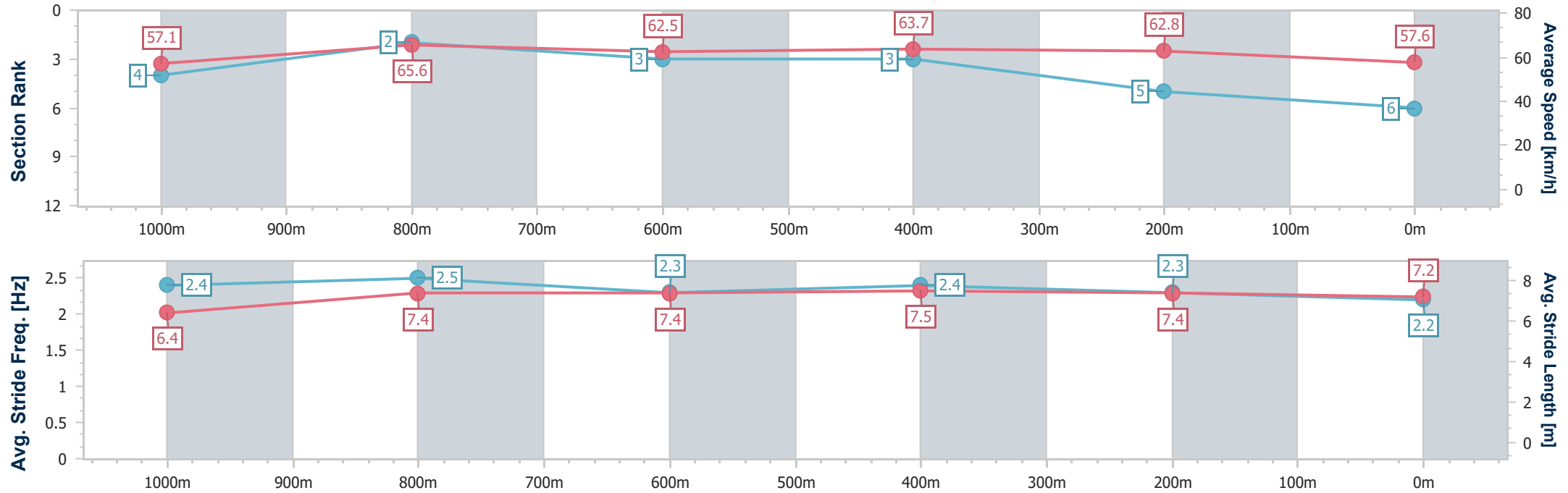
Horse/Jockey Name	Fictive
Final Rank	6
Fastest Section Time (Section)	0:11.01 (1000m)
Top Speed [km/h] (Section)	66.6 (1000m)
Race State	Finished



RockhamptonProfessional  
Race 3: MOLTEC Maiden Handicap - 1200m  
18 December 2025 - 13:36  
Track Rating: Soft 5, Weather: Fine, Rail Position: +7.5 metres  
Entire Course.



Section	Overall	1000m	800m	600m	400m	200m							
Section Times	1:10.66 [6] (0:12.64)	0:58.02 [4] (0:11.01)	0:47.01 [2] (0:11.73)	0:35.28 [3] (0:11.32)	0:23.96 [3] (0:11.48)	0:12.48 [5] (0:12.48)							
Average Speed [km/h]	57.1	65.6	62.5	63.7	62.8	57.6							
Top Speed [km/h]	66.4	66.6	65.9	64.6	64.5	60.4							
Avg. Dist. to Rail [m]	4.4	0.5	2.3	4.5	5.7	6.6							
Avg. Stride Freq. [Hz]	2.4	2.5	2.3	2.4	2.3	2.2							
Avg. Stride Length [m]	6.4	7.4	7.4	7.5	7.4	7.2							







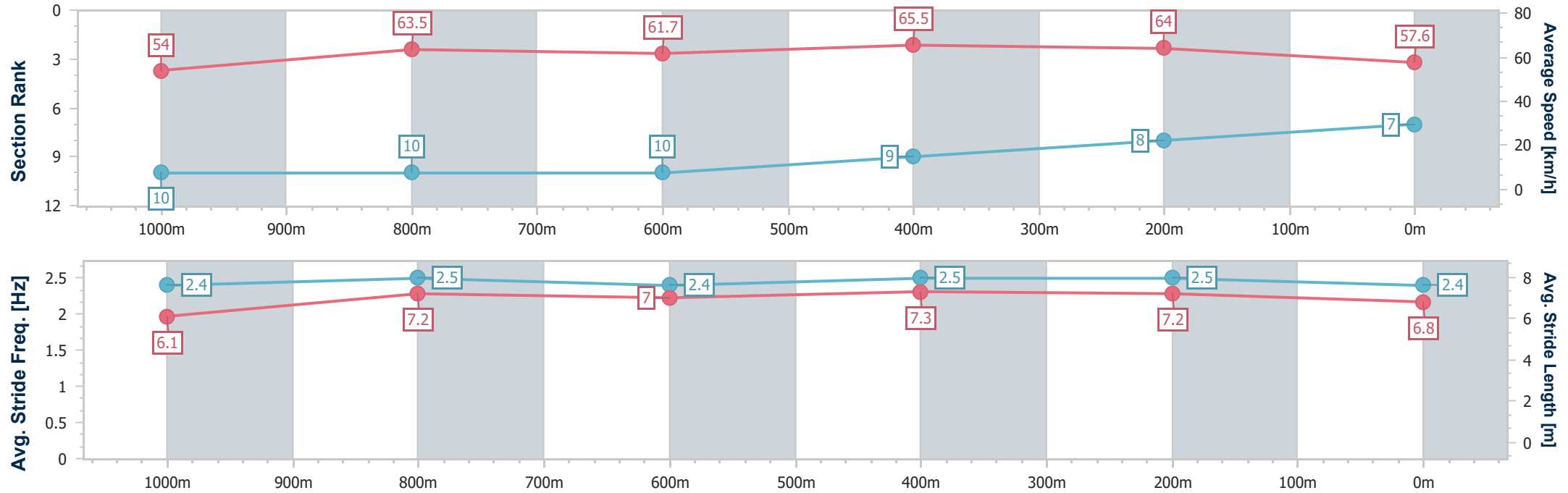
Horse/Jockey Name	Because I Can
Final Rank	7
Fastest Section Time (Section)	0:11.02 (600m)
Top Speed [km/h] (Section)	66.5 (600m)
Race State	Finished



RockhamptonProfessional  
Race 3: MOLTEC Maiden Handicap - 1200m  
18 December 2025 - 13:36  
Track Rating: Soft 5, Weather: Fine, Rail Position: +7.5 metres  
Entire Course.



Section	Overall	1000m	800m	600m	400m	200m							
Section Times	1:11.26 [7] (0:13.31)	0:57.95 [10] (0:11.27)	0:46.68 [10] (0:11.91)	0:34.77 [10] (0:11.02)	0:23.75 [9] (0:11.24)	0:12.51 [8] (0:12.51)							
Average Speed [km/h]	54.0	63.5	61.7	65.5	64.0	57.6							
Top Speed [km/h]	63.6	63.7	62.8	66.5	66.4	61.9							
Avg. Dist. to Rail [m]	2.0	1.5	2.9	3.3	2.9	4.8							
Avg. Stride Freq. [Hz]	2.4	2.5	2.4	2.5	2.5	2.4							
Avg. Stride Length [m]	6.1	7.2	7.0	7.3	7.2	6.8							





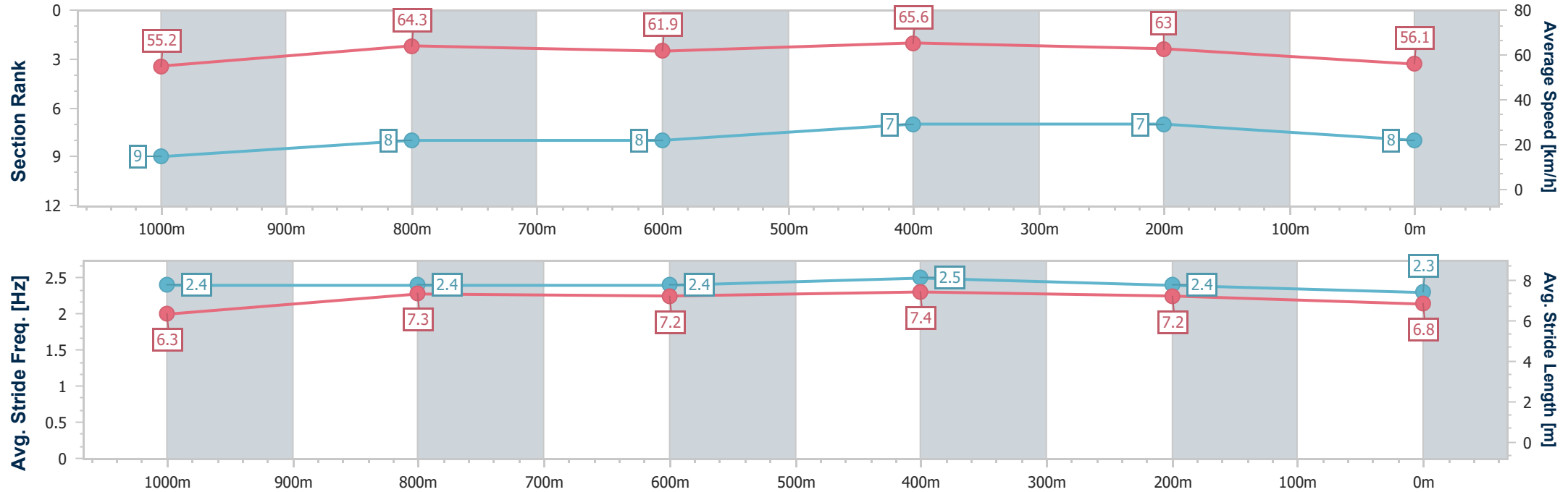
Horse/Jockey Name	Bellah's Hope
Final Rank	8
Fastest Section Time (Section)	0:11.00 (600m)
Top Speed [km/h] (Section)	66.4 (600m)
Race State	Finished



RockhamptonProfessional  
Race 3: MOLTEC Maiden Handicap - 1200m  
18 December 2025 - 13:36  
Track Rating: Soft 5, Weather: Fine, Rail Position: +7.5 metres  
Entire Course.



Section	Overall	1000m	800m	600m	400m	200m							
Section Times	1:11.40 [8] (0:13.06)	0:58.34 [9] (0:11.21)	0:47.13 [8] (0:11.85)	0:35.28 [8] (0:11.00)	0:24.28 [7] (0:11.44)	0:12.84 [7] (0:12.84)							
Average Speed [km/h]	55.2	64.3	61.9	65.6	63.0	56.1							
Top Speed [km/h]	63.5	65.6	65.0	66.4	65.3	60.5							
Avg. Dist. to Rail [m]	3.1	0.4	2.8	2.7	2.9	3.8							
Avg. Stride Freq. [Hz]	2.4	2.4	2.4	2.5	2.4	2.3							
Avg. Stride Length [m]	6.3	7.3	7.2	7.4	7.2	6.8							





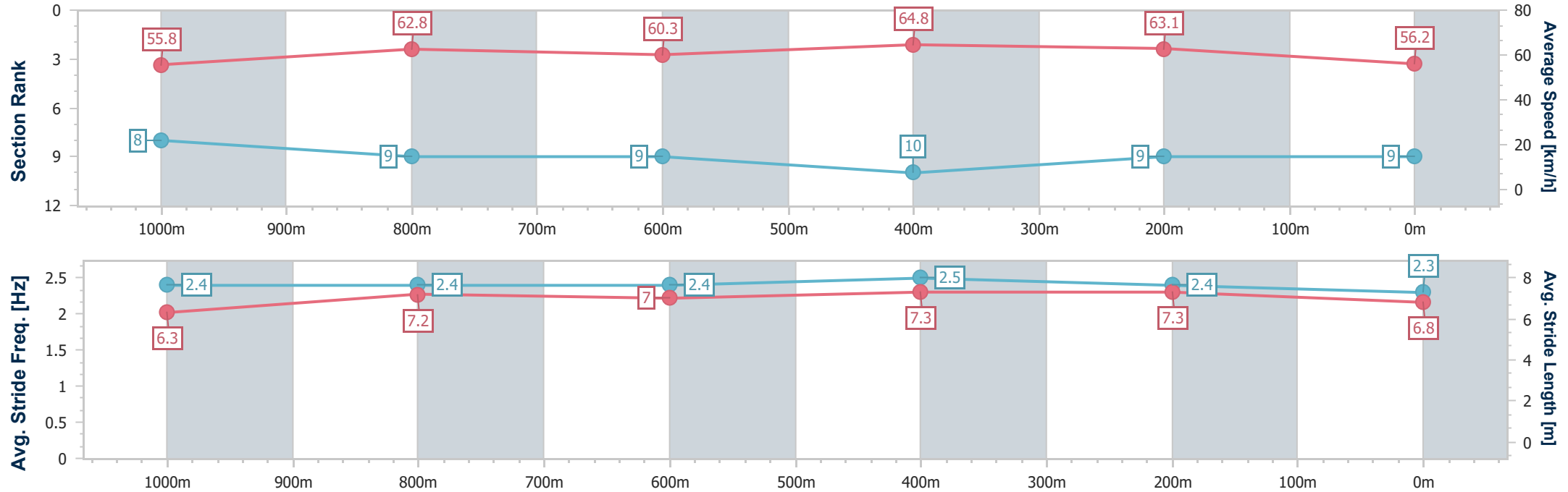
Horse/Jockey Name	Kajetan
Final Rank	9
Fastest Section Time (Section)	0:11.12 (600m)
Top Speed [km/h] (Section)	65.6 (600m)
Race State	Finished



RockhamptonProfessional  
Race 3: MOLTEC Maiden Handicap - 1200m  
18 December 2025 - 13:36  
Track Rating: Soft 5, Weather: Fine, Rail Position: +7.5 metres  
Entire Course.



Section	Overall	1000m	800m	600m	400m	200m							
Section Times	1:11.76 [9] (0:12.90)	0:58.86 [8] (0:11.49)	0:47.37 [9] (0:12.01)	0:35.36 [9] (0:11.12)	0:24.24 [10] (0:11.43)	0:12.81 [9] (0:12.81)							
Average Speed [km/h]	55.8	62.8	60.3	64.8	63.1	56.2							
Top Speed [km/h]	64.5	63.4	62.8	65.6	65.1	60.2							
Avg. Dist. to Rail [m]	1.4	0.6	1.1	1.6	2.0	2.2							
Avg. Stride Freq. [Hz]	2.4	2.4	2.4	2.5	2.4	2.3							
Avg. Stride Length [m]	6.3	7.2	7.0	7.3	7.3	6.8							





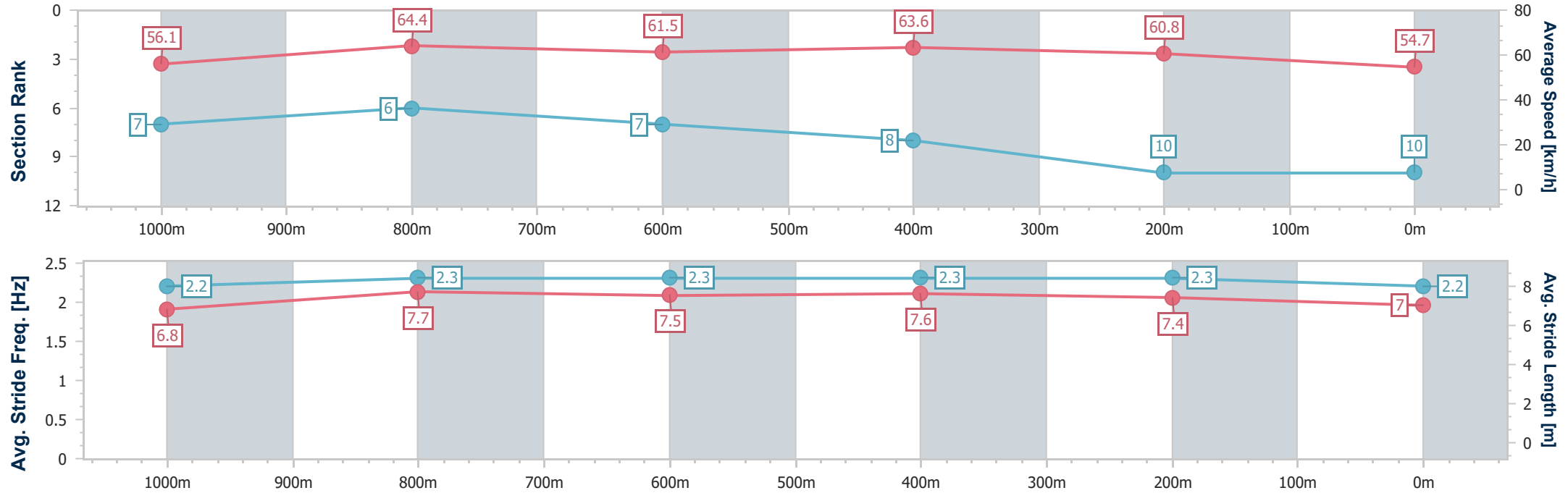
Horse/Jockey Name	Crackthelatch
Final Rank	10
Fastest Section Time (Section)	0:11.19 (1000m)
Top Speed [km/h] (Section)	65.8 (1000m)
Race State	Finished



RockhamptonProfessional  
Race 3: MOLTEC Maiden Handicap - 1200m  
18 December 2025 - 13:36  
Track Rating: Soft 5, Weather: Fine, Rail Position: +7.5 metres  
Entire Course.



Section	Overall	1000m	800m	600m	400m	200m							
Section Times	1:12.38 [10] (0:12.85)	0:59.53 [7] (0:11.19)	0:48.34 [6] (0:12.01)	0:36.33 [7] (0:11.36)	0:24.97 [8] (0:11.82)	0:13.15 [10] (0:13.15)							
Average Speed [km/h]	56.1	64.4	61.5	63.6	60.8	54.7							
Top Speed [km/h]	64.0	65.8	63.3	64.2	62.7	59.2							
Avg. Dist. to Rail [m]	3.1	0.5	3.1	5.2	5.8	5.9							
Avg. Stride Freq. [Hz]	2.2	2.3	2.3	2.3	2.3	2.2							
Avg. Stride Length [m]	6.8	7.7	7.5	7.6	7.4	7.0							





# Rockhampton Professional

## Race 4: HILCHER SIGNS Maiden Handicap - 1200m

18 December 2025 - 14:14



Track Rating: Soft 5, Weather: Fine, Rail Position: +7.5 metres Entire Course.

Section		Overall				1000m	800m	600m	400m	200m	Last 600m		
Field Times		1:09.05 (0:11.61)				0:57.44 (0:10.88)	0:46.56 (0:11.63)	0:34.93 (0:11.13)	0:23.80 (0:11.59)	0:12.21 (0:12.21)	0:34.93		
Rank	TAB	Horse/Jockey	Barrier	Top Speed [km/h]	Fastest Section						Margin	Distance Travelled [m]	
1	6	I'M A CONDYGIRL	5	67.3	0:11.08	1:09.05 [1]	0:57.30 [3]	0:46.22 [3]	0:34.70 [3]	0:23.58 [3]	0:11.99 [4]	1:09.05	0:34.70
		Sean Cormack		Overall	1000m	(0:11.75)	(0:11.08)	(0:11.52)	(0:11.12)	(0:11.59)	(0:11.99)		
2	9	HEROIC TALENT	4	66.9	0:10.94	1:09.41 [2]	0:57.14 [7]	0:46.14 [7]	0:34.64 [6]	0:23.70 [5]	0:12.33 [5]	2.13L	0:34.64 +3
		Tahlia Fenlon		600m	600m	(0:12.27)	(0:11.00)	(0:11.50)	(0:10.94)	(0:11.37)	(0:12.33)		
3	8	SHEMAKESMENERVOUS	3	67.9	0:11.00	1:09.54 [3]	0:57.60 [6]	0:46.60 [5]	0:34.98 [5]	0:23.83 [6]	0:12.56 [3]	2.9L	0:34.98 -1
		Georgina Cartwright		1000m	1000m	(0:11.94)	(0:11.00)	(0:11.62)	(0:11.15)	(0:11.27)	(0:12.56)		
4	4	BUSH BATTLE	6	66.5	0:11.04	1:09.66 [4]	0:57.13 [8]	0:45.97 [8]	0:34.55 [8]	0:23.51 [8]	0:12.19 [8]	3.56L	0:34.55 +3
		Jackson Murphy		600m	600m	(0:12.53)	(0:11.16)	(0:11.42)	(0:11.04)	(0:11.32)	(0:12.19)		
5	3	SHOOTINGOFFTHEHAND	10	69.6	0:10.93	1:09.87 [5]	0:58.22 [2]	0:47.29 [2]	0:35.63 [2]	0:24.56 [2]	0:13.03 [1]	4.84L	0:35.63 -1
		Jai Williams		Overall	1000m	(0:11.65)	(0:10.93)	(0:11.66)	(0:11.07)	(0:11.53)	(0:13.03)		
6	10	MAHTIKKAINSTINCT	7	66.3	0:11.02	1:10.02 [6]	0:57.09 [10]	0:45.90 [10]	0:34.53 [10]	0:23.51 [10]	0:12.16 [10]	5.72L	0:34.53 -3
		Jason Taylor		400m	600m	(0:12.93)	(0:11.19)	(0:11.37)	(0:11.02)	(0:11.35)	(0:12.16)		
7	11	SUNSHINE RUBY	2	66.7	0:10.97	1:10.05 [7]	0:57.45 [9]	0:46.24 [9]	0:34.77 [9]	0:23.80 [9]	0:12.41 [9]	5.88L	0:34.77 -2
		Adam Sewell		600m	600m	(0:12.60)	(0:11.21)	(0:11.47)	(0:10.97)	(0:11.39)	(0:12.41)		
8	1	FOUR LEAF WONDER	9	69.7	0:10.88	1:10.08 [8]	0:58.47 [1]	0:47.59 [1]	0:35.96 [1]	0:24.83 [1]	0:13.16 [2]	6.07L	0:35.96 -2
		Aidan Holt		1000m	1000m	(0:11.61)	(0:10.88)	(0:11.63)	(0:11.13)	(0:11.67)	(0:13.16)		
9	2	ZAVY'S SUN	8	68.9	0:10.97	1:10.48 [9]	0:58.61 [4]	0:47.64 [4]	0:35.94 [4]	0:24.77 [7]	0:13.06 [6]	8.4L	0:35.94 +2
		Chris McIver		1000m	1000m	(0:11.87)	(0:10.97)	(0:11.70)	(0:11.17)	(0:11.71)	(0:13.06)		
10	7	MARRERO	1	67.9	0:10.84	1:10.82 [10]	0:58.91 [5]	0:47.71 [6]	0:35.97 [7]	0:25.13 [4]	0:13.39 [7]	10.4L	0:35.97 +2
		Nikki Olzard		600m	600m	(0:11.91)	(0:11.20)	(0:11.74)	(0:10.84)	(0:11.74)	(0:13.39)		

Scratched: Dawson Dreamer (#5)



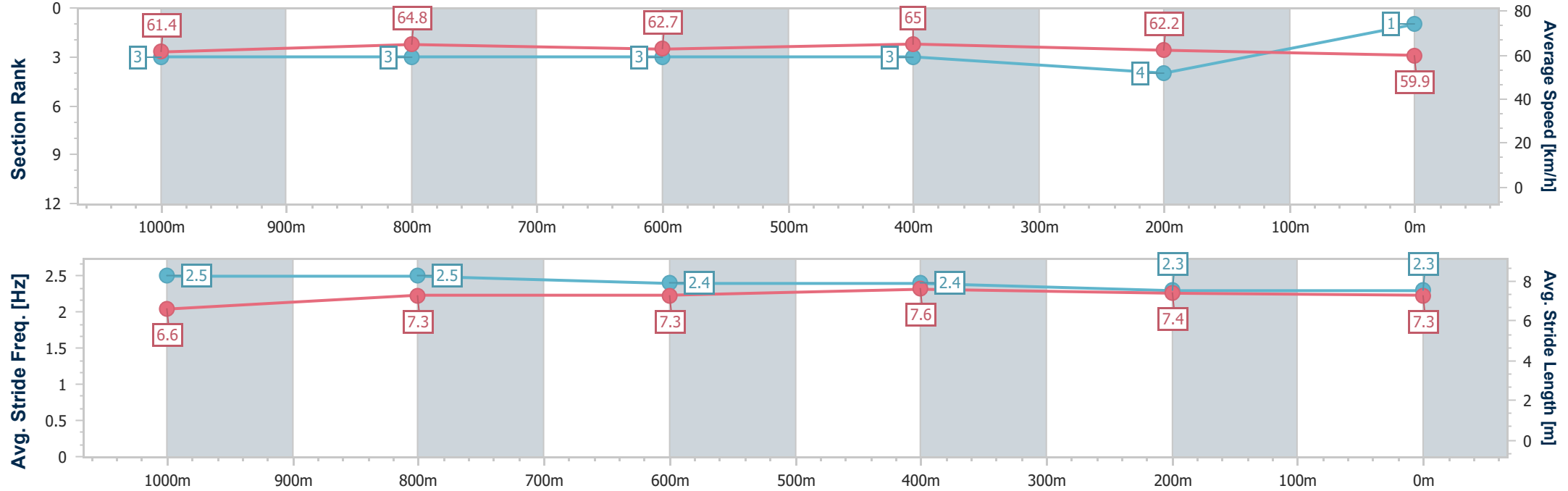
Horse/Jockey Name	I'm A Condylgirl
Final Rank	1
Fastest Section Time (Section)	0:11.08 (1000m)
Top Speed [km/h] (Section)	67.3 (Overall)
Race State	Finished



RockhamptonProfessional  
Race 4: HILCHER SIGNS Maiden Handicap - 1200m  
18 December 2025 - 14:14  
Track Rating: Soft 5, Weather: Fine, Rail Position: +7.5 metres  
Entire Course.



Section	Overall	1000m	800m	600m	400m	200m							
Section Times	1:09.05 [1] (0:11.75)	0:57.30 [3] (0:11.08)	0:46.22 [3] (0:11.52)	0:34.70 [3] (0:11.12)	0:23.58 [3] (0:11.59)	0:11.99 [4] (0:11.99)							
Average Speed [km/h]	61.4	64.8	62.7	65.0	62.2	59.9							
Top Speed [km/h]	67.3	66.9	64.7	66.4	65.1	62.3							
Avg. Dist. to Rail [m]	2.0	0.6	0.7	1.4	1.8	4.4							
Avg. Stride Freq. [Hz]	2.5	2.5	2.4	2.4	2.3	2.3							
Avg. Stride Length [m]	6.6	7.3	7.3	7.6	7.4	7.3							





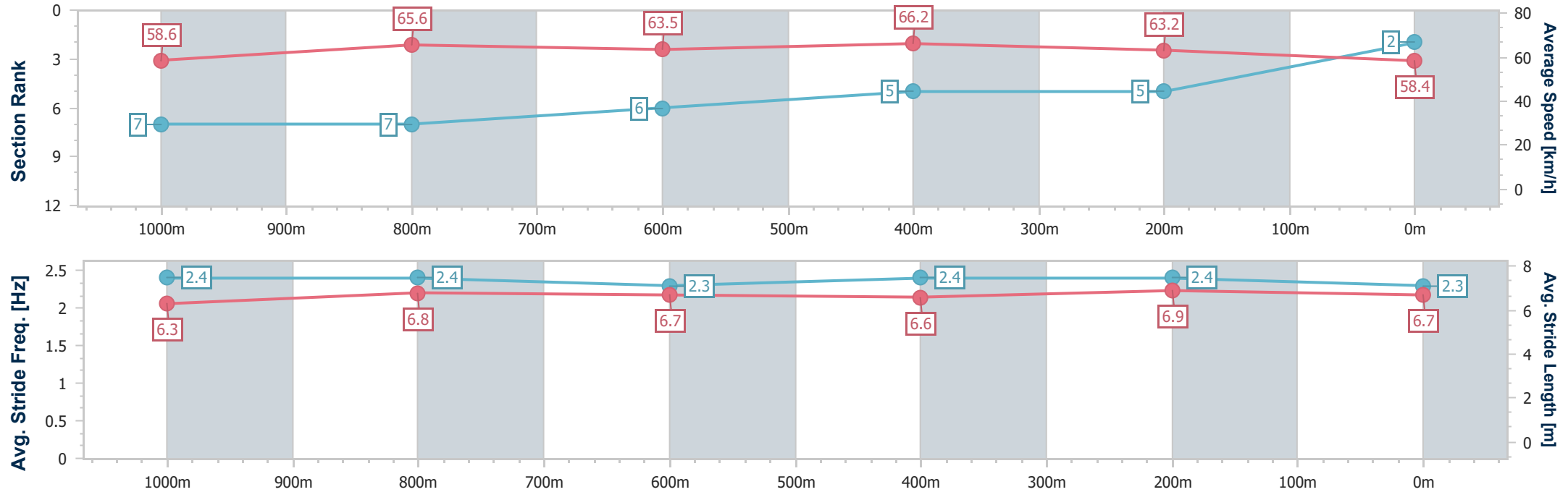
Horse/Jockey Name	Heroic Talent
Final Rank	2
Fastest Section Time (Section)	0:10.94 (600m)
Top Speed [km/h] (Section)	66.9 (600m)
Race State	Finished



RockhamptonProfessional  
Race 4: HILCHER SIGNS Maiden Handicap - 1200m  
18 December 2025 - 14:14  
Track Rating: Soft 5, Weather: Fine, Rail Position: +7.5 metres  
Entire Course.



Section	Overall	1000m	800m	600m	400m	200m								
Section Times	1:09.41 [2] (0:12.27)	0:57.14 [7] (0:11.00)	0:46.14 [7] (0:11.50)	0:34.64 [6] (0:10.94)	0:23.70 [5] (0:11.37)	0:12.33 [5] (0:12.33)								
Average Speed [km/h]	58.6	65.6	63.5	66.2	63.2	58.4								
Top Speed [km/h]	64.9	66.3	64.7	66.9	65.2	61.0								
Avg. Dist. to Rail [m]	1.1	0.4	2.0	4.9	6.0	7.5								
Avg. Stride Freq. [Hz]	2.4	2.4	2.3	2.4	2.4	2.3								
Avg. Stride Length [m]	6.3	6.8	6.7	6.6	6.9	6.7								





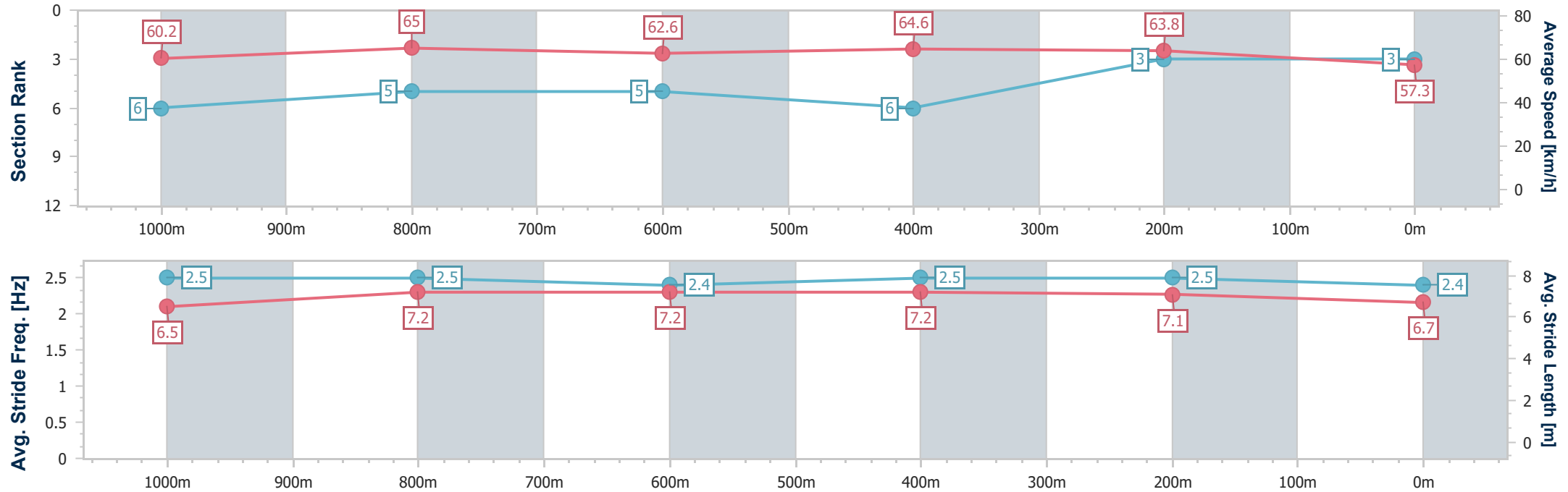
Horse/Jockey Name	Shemakesmenervous
Final Rank	3
Fastest Section Time (Section)	0:11.00 (1000m)
Top Speed [km/h] (Section)	67.9 (1000m)
Race State	Finished



RockhamptonProfessional  
Race 4: HILCHER SIGNS Maiden Handicap - 1200m  
18 December 2025 - 14:14  
Track Rating: Soft 5, Weather: Fine, Rail Position: +7.5 metres  
Entire Course.



Section	Overall	1000m	800m	600m	400m	200m							
Section Times	1:09.54 [3] (0:11.94)	0:57.60 [6] (0:11.00)	0:46.60 [5] (0:11.62)	0:34.98 [5] (0:11.15)	0:23.83 [6] (0:11.27)	0:12.56 [3] (0:12.56)							
Average Speed [km/h]	60.2	65.0	62.6	64.6	63.8	57.3							
Top Speed [km/h]	67.0	67.9	64.6	66.8	67.0	60.8							
Avg. Dist. to Rail [m]	0.3	0.7	1.1	2.2	4.2	5.5							
Avg. Stride Freq. [Hz]	2.5	2.5	2.4	2.5	2.5	2.4							
Avg. Stride Length [m]	6.5	7.2	7.2	7.2	7.1	6.7							







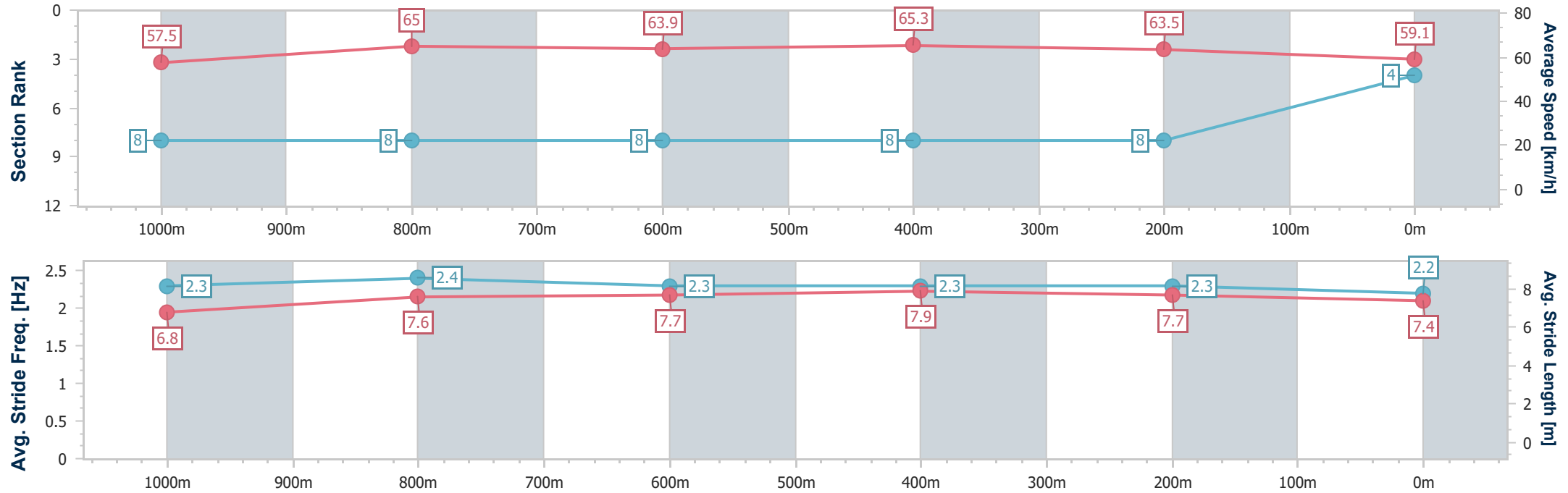
Horse/Jockey Name	Bush Battle
Final Rank	4
Fastest Section Time (Section)	0:11.04 (600m)
Top Speed [km/h] (Section)	66.5 (600m)
Race State	Finished



RockhamptonProfessional  
Race 4: HILCHER SIGNS Maiden Handicap - 1200m  
18 December 2025 - 14:14  
Track Rating: Soft 5, Weather: Fine, Rail Position: +7.5 metres  
Entire Course.



Section	Overall	1000m	800m	600m	400m	200m							
Section Times	1:09.66 [4] (0:12.53)	0:57.13 [8] (0:11.16)	0:45.97 [8] (0:11.42)	0:34.55 [8] (0:11.04)	0:23.51 [8] (0:11.32)	0:12.19 [8] (0:12.19)							
Average Speed [km/h]	57.5	65.0	63.9	65.3	63.5	59.1							
Top Speed [km/h]	63.6	66.2	65.2	66.5	65.5	61.9							
Avg. Dist. to Rail [m]	4.2	1.1	1.6	3.1	5.6	7.4							
Avg. Stride Freq. [Hz]	2.3	2.4	2.3	2.3	2.3	2.2							
Avg. Stride Length [m]	6.8	7.6	7.7	7.9	7.7	7.4							





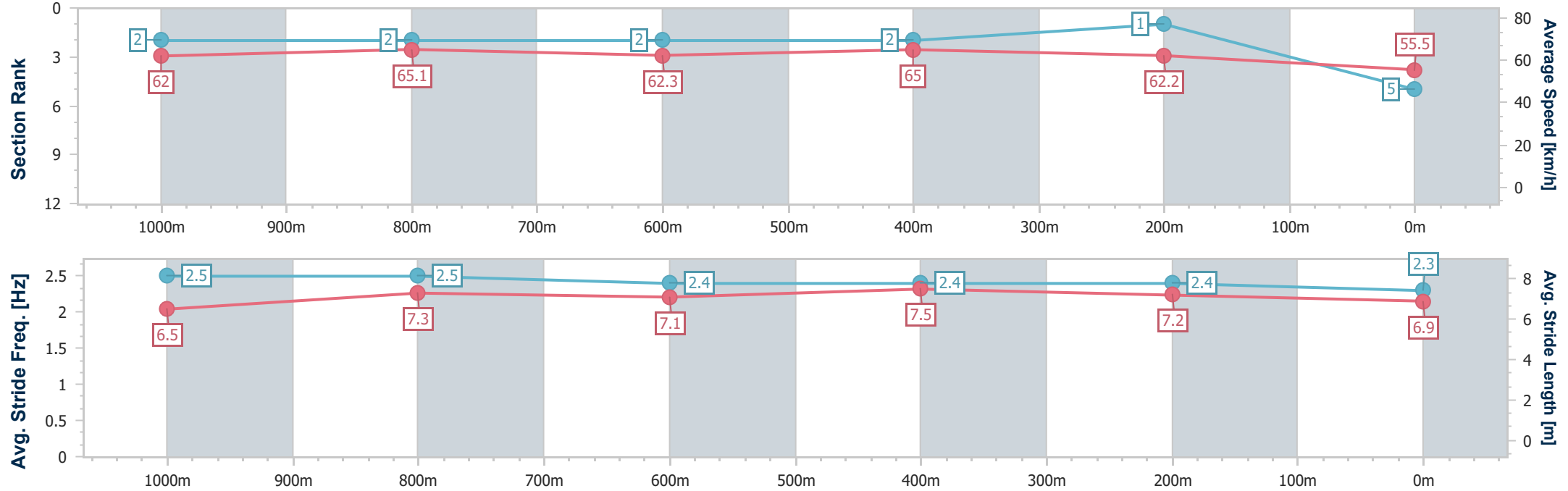
Horse/Jockey Name	Shootingoffthehand
Final Rank	5
Fastest Section Time (Section)	0:10.93 (1000m)
Top Speed [km/h] (Section)	69.6 (Overall)
Race State	Finished



RockhamptonProfessional  
Race 4: HILCHER SIGNS Maiden Handicap - 1200m  
18 December 2025 - 14:14  
Track Rating: Soft 5, Weather: Fine, Rail Position: +7.5 metres  
Entire Course.



Section	Overall	1000m	800m	600m	400m	200m							
Section Times	1:09.87 [5] (0:11.65)	0:58.22 [2] (0:10.93)	0:47.29 [2] (0:11.66)	0:35.63 [2] (0:11.07)	0:24.56 [2] (0:11.53)	0:13.03 [1] (0:13.03)							
Average Speed [km/h]	62.0	65.1	62.3	65.0	62.2	55.5							
Top Speed [km/h]	69.6	69.4	63.6	66.1	65.3	59.3							
Avg. Dist. to Rail [m]	4.3	1.1	0.7	2.3	3.3	2.9							
Avg. Stride Freq. [Hz]	2.5	2.5	2.4	2.4	2.4	2.3							
Avg. Stride Length [m]	6.5	7.3	7.1	7.5	7.2	6.9							





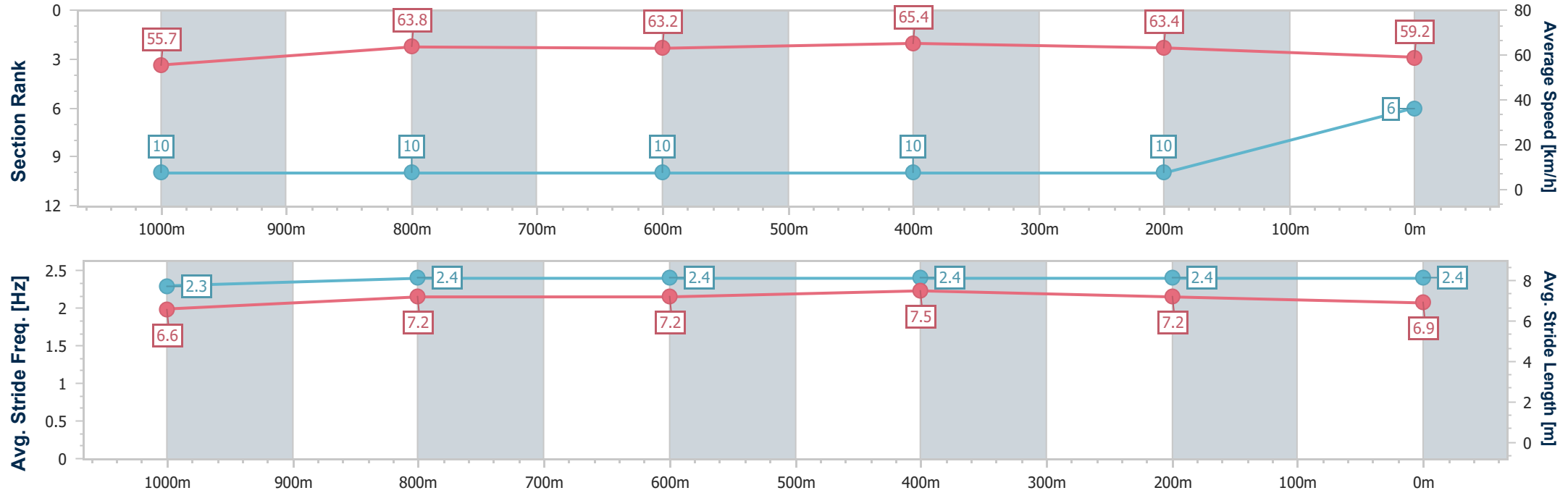
Horse/Jockey Name	Mahtikkainstinct
Final Rank	6
Fastest Section Time (Section)	0:11.02 (600m)
Top Speed [km/h] (Section)	66.3 (400m)
Race State	Finished



RockhamptonProfessional  
Race 4: HILCHER SIGNS Maiden Handicap - 1200m  
18 December 2025 - 14:14  
Track Rating: Soft 5, Weather: Fine, Rail Position: +7.5 metres  
Entire Course.



Section	Overall	1000m	800m	600m	400m	200m							
Section Times	1:10.02 [6] (0:12.93)	0:57.09 [10] (0:11.19)	0:45.90 [10] (0:11.37)	0:34.53 [10] (0:11.02)	0:23.51 [10] (0:11.35)	0:12.16 [10] (0:12.16)							
Average Speed [km/h]	55.7	63.8	63.2	65.4	63.4	59.2							
Top Speed [km/h]	63.9	64.9	64.6	66.3	66.3	61.3							
Avg. Dist. to Rail [m]	1.9	1.5	0.9	3.6	5.0	7.6							
Avg. Stride Freq. [Hz]	2.3	2.4	2.4	2.4	2.4	2.4							
Avg. Stride Length [m]	6.6	7.2	7.2	7.5	7.2	6.9							





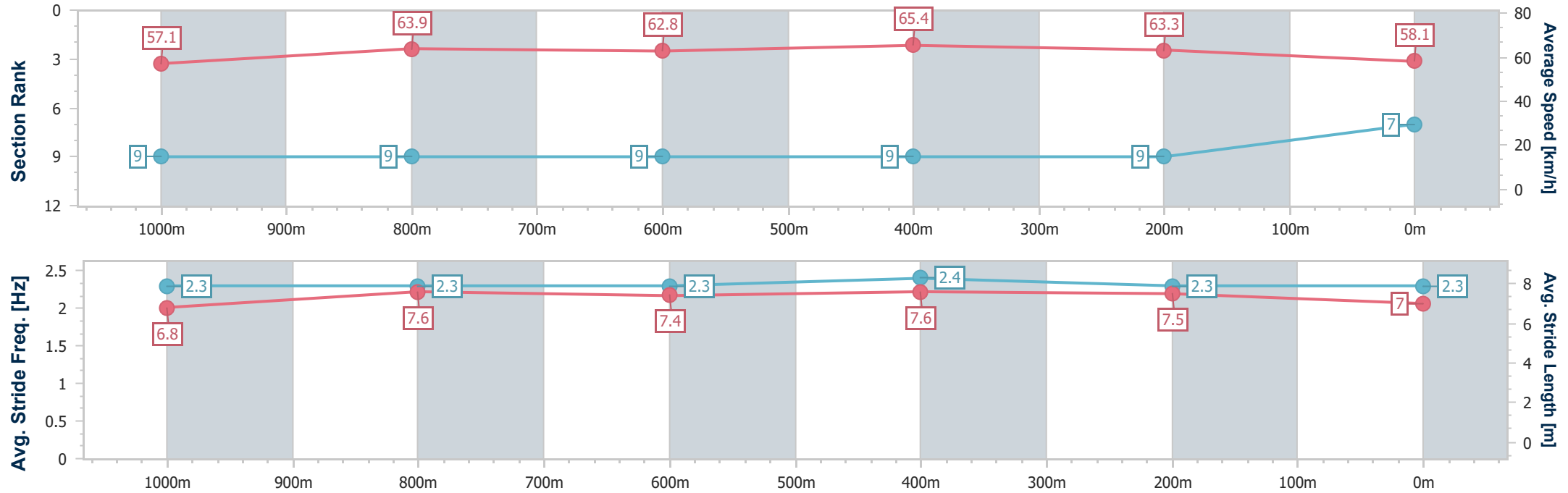
Horse/Jockey Name	Sunshine Ruby
Final Rank	7
Fastest Section Time (Section)	0:10.97 (600m)
Top Speed [km/h] (Section)	66.7 (600m)
Race State	Finished



RockhamptonProfessional  
Race 4: HILCHER SIGNS Maiden Handicap - 1200m  
18 December 2025 - 14:14  
Track Rating: Soft 5, Weather: Fine, Rail Position: +7.5 metres  
Entire Course.



Section	Overall	1000m	800m	600m	400m	200m							
Section Times	1:10.05 [7] (0:12.60)	0:57.45 [9] (0:11.21)	0:46.24 [9] (0:11.47)	0:34.77 [9] (0:10.97)	0:23.80 [9] (0:11.39)	0:12.41 [9] (0:12.41)							
Average Speed [km/h]	57.1	63.9	62.8	65.4	63.3	58.1							
Top Speed [km/h]	64.3	66.5	64.2	66.7	65.7	61.4							
Avg. Dist. to Rail [m]	1.0	1.2	0.5	1.6	3.0	4.1							
Avg. Stride Freq. [Hz]	2.3	2.3	2.3	2.4	2.3	2.3							
Avg. Stride Length [m]	6.8	7.6	7.4	7.6	7.5	7.0							





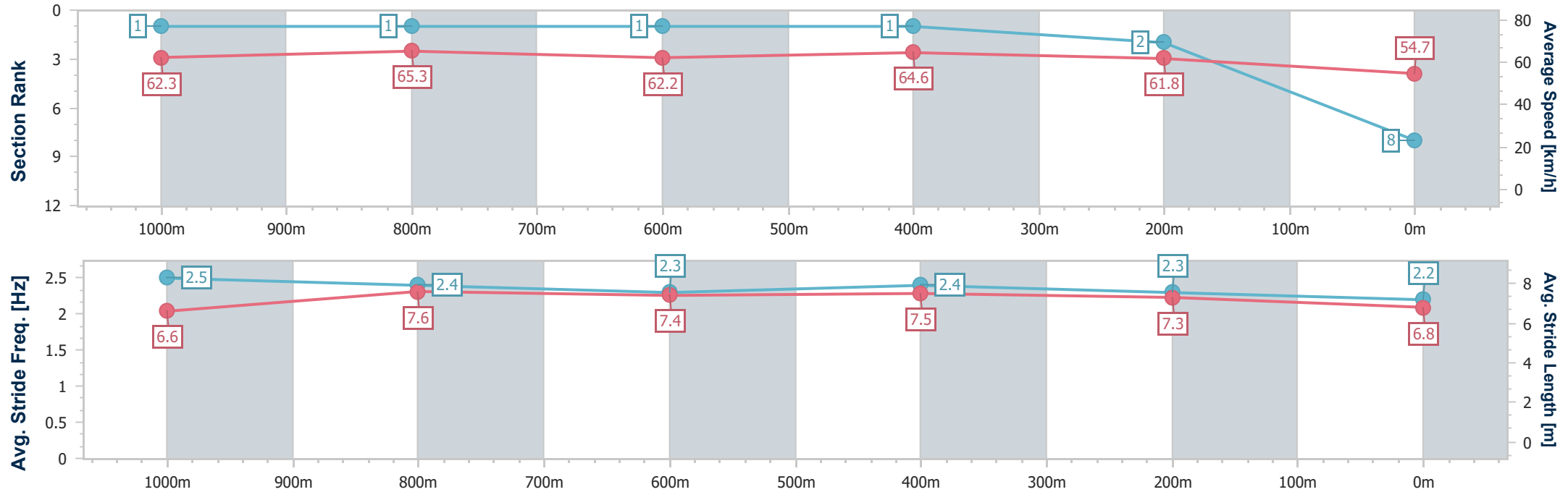
Horse/Jockey Name	Four Leaf Wonder
Final Rank	8
Fastest Section Time (Section)	0:10.88 (1000m)
Top Speed [km/h] (Section)	69.7 (1000m)
Race State	Finished



RockhamptonProfessional  
Race 4: HILCHER SIGNS Maiden Handicap - 1200m  
18 December 2025 - 14:14  
Track Rating: Soft 5, Weather: Fine, Rail Position: +7.5 metres  
Entire Course.



Section	Overall	1000m	800m	600m	400m	200m							
Section Times	1:10.08 [8] (0:11.61)	0:58.47 [1] (0:10.88)	0:47.59 [1] (0:11.63)	0:35.96 [1] (0:11.13)	0:24.83 [1] (0:11.67)	0:13.16 [2] (0:13.16)							
Average Speed [km/h]	62.3	65.3	62.2	64.6	61.8	54.7							
Top Speed [km/h]	69.5	69.7	63.5	66.3	65.5	58.9							
Avg. Dist. to Rail [m]	2.9	1.6	0.6	0.6	0.7	1.0							
Avg. Stride Freq. [Hz]	2.5	2.4	2.3	2.4	2.3	2.2							
Avg. Stride Length [m]	6.6	7.6	7.4	7.5	7.3	6.8							





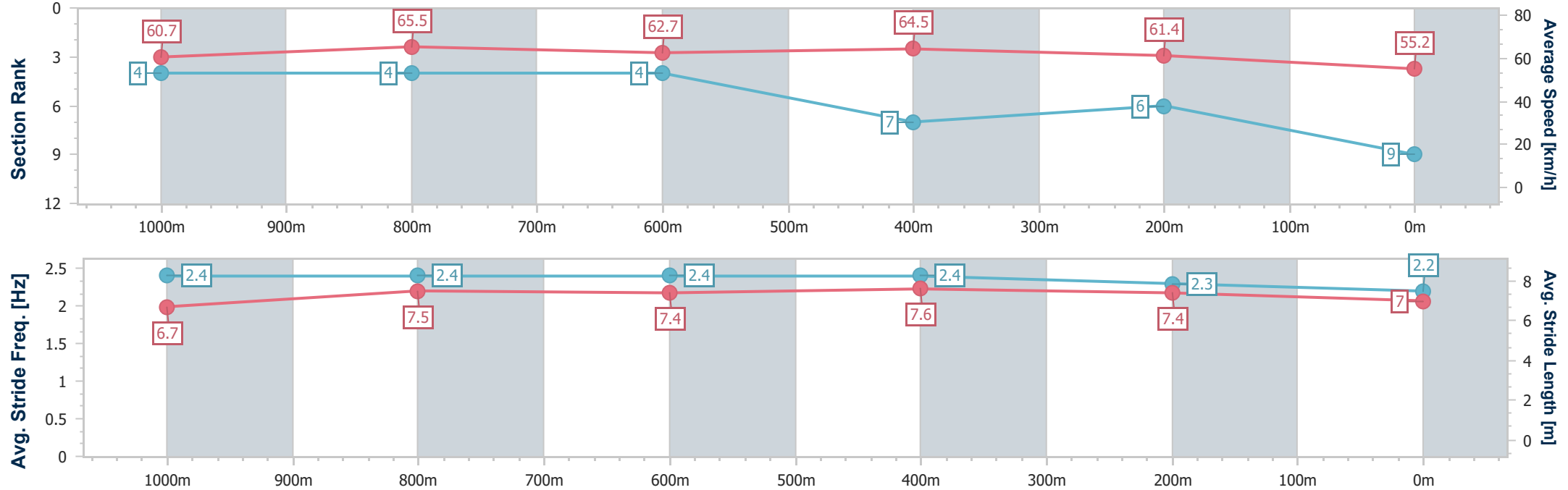
Horse/Jockey Name	Zavy's Sun
Final Rank	9
Fastest Section Time (Section)	0:10.97 (1000m)
Top Speed [km/h] (Section)	68.9 (1000m)
Race State	Finished



RockhamptonProfessional  
Race 4: HILCHER SIGNS Maiden Handicap - 1200m  
18 December 2025 - 14:14  
Track Rating: Soft 5, Weather: Fine, Rail Position: +7.5 metres  
Entire Course.



Section	Overall	1000m	800m	600m	400m	200m								
Section Times	1:10.48 [9] (0:11.87)	0:58.61 [4] (0:10.97)	0:47.64 [4] (0:11.70)	0:35.94 [4] (0:11.17)	0:24.77 [7] (0:11.71)	0:13.06 [6] (0:13.06)								
Average Speed [km/h]	60.7	65.5	62.7	64.5	61.4	55.2								
Top Speed [km/h]	68.6	68.9	63.4	65.7	64.1	58.5								
Avg. Dist. to Rail [m]	2.2	0.6	2.1	3.7	4.4	5.2								
Avg. Stride Freq. [Hz]	2.4	2.4	2.4	2.4	2.3	2.2								
Avg. Stride Length [m]	6.7	7.5	7.4	7.6	7.4	7.0								





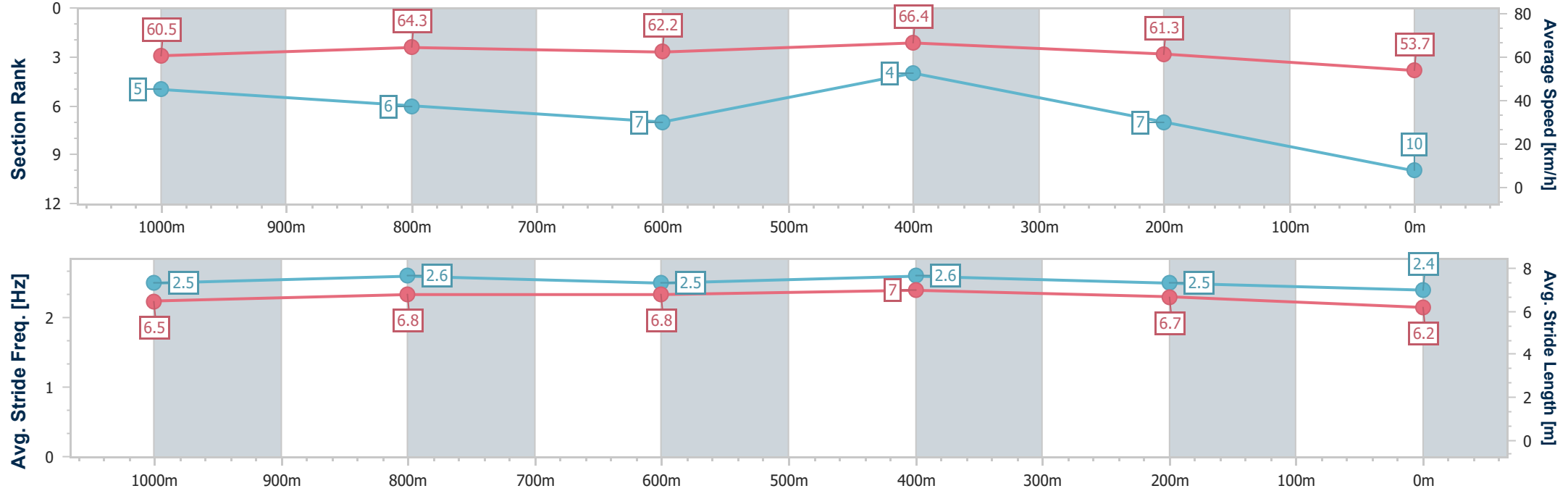
Horse/Jockey Name	Marrero
Final Rank	10
Fastest Section Time (Section)	0:10.84 (600m)
Top Speed [km/h] (Section)	67.9 (600m)
Race State	Finished



RockhamptonProfessional  
Race 4: HILCHER SIGNS Maiden Handicap - 1200m  
18 December 2025 - 14:14  
Track Rating: Soft 5, Weather: Fine, Rail Position: +7.5 metres  
Entire Course.



Section	Overall	1000m	800m	600m	400m	200m								
Section Times	1:10.82 [10] (0:11.91)	0:58.91 [5] (0:11.20)	0:47.71 [6] (0:11.74)	0:35.97 [7] (0:10.84)	0:25.13 [4] (0:11.74)	0:13.39 [7] (0:13.39)								
Average Speed [km/h]	60.5	64.3	62.2	66.4	61.3	53.7								
Top Speed [km/h]	66.9	66.8	64.7	67.9	65.8	56.7								
Avg. Dist. to Rail [m]	1.3	0.6	1.6	1.7	1.8	1.2								
Avg. Stride Freq. [Hz]	2.5	2.6	2.5	2.6	2.5	2.4								
Avg. Stride Length [m]	6.5	6.8	6.8	7.0	6.7	6.2								





Rockhampton Professional  
Race 5: BVH CIVIL BENCHMARK 65 Handicap - 1400m  
18 December 2025 - 14:52



Track Rating: Soft 5, Weather: Fine, Rail Position: +7.5 metres Entire Course.

Section		Overall				1200m	1000m	800m	600m	400m	Last 600m	
Field Times		1:21.42				1:09.59	0:57.58	0:45.84	0:34.19	0:23.02	0:34.19	
		(0:11.83)				(0:12.01)	(0:11.74)	(0:11.65)	(0:11.17)	(0:11.19)		
Rank	TAB	Horse/Jockey	Barrier	Top Speed [km/h]	Fastest Section							Distance Travelled [m]
1	4	TIZSO FAB	4	65.4	0:11.17	1:21.42 [1]	1:09.59 [1]	0:57.58 [1]	0:45.84 [1]	0:34.19 [1]	0:23.02 [1]	0:34.19
		Tahlia Fenlon		600m	600m	(0:11.83)	(0:12.01)	(0:11.74)	(0:11.65)	(0:11.17)	(0:11.19)	
2	6	DARLING CLEMENTINE	7	65.3	0:11.16	1:21.85 [2]	1:09.57 [4]	0:57.69 [5]	0:45.78 [5]	0:34.21 [5]	0:23.05 [5]	0:34.21 +2
		Warwick Satherley		600m	600m	(0:12.28)	(0:11.88)	(0:11.91)	(0:11.57)	(0:11.16)	(0:11.23)	
3	1	MOKTAFFY	2	65.9	0:11.05	1:22.06 [3]	1:09.46 [6]	0:57.67 [6]	0:45.73 [6]	0:34.09 [6]	0:23.04 [7]	0:34.09 -2
		Gabrielle Semmens		600m	600m	(0:12.60)	(0:11.79)	(0:11.94)	(0:11.64)	(0:11.05)	(0:11.10)	
4	5	DEFERENTIAL	5	65.2	0:11.13	1:22.11 [4]	1:09.55 [5]	0:58.04 [3]	0:46.44 [2]	0:34.69 [2]	0:23.56 [2]	0:34.69 +7
		Maddie Mankelow		600m	600m	(0:12.56)	(0:11.51)	(0:11.60)	(0:11.75)	(0:11.13)	(0:11.38)	
5	7	FIFTY FIVE MUSTANG	3	66.5	0:10.95	1:22.65 [5]	1:09.81 [7]	0:58.05 [8]	0:46.15 [8]	0:34.58 [8]	0:23.63 [6]	0:34.58 -1
		Adam Sewell		400m	600m	(0:12.84)	(0:11.76)	(0:11.90)	(0:11.57)	(0:10.95)	(0:11.15)	
6	3	LADY TOWNSON	1	65.3	0:11.18	1:23.05 [6]	1:10.80 [3]	0:58.94 [4]	0:47.11 [4]	0:35.48 [4]	0:24.30 [4]	0:35.48 -2
		Georgina Cartwright		600m	600m	(0:12.25)	(0:11.86)	(0:11.83)	(0:11.63)	(0:11.18)	(0:11.55)	
7	2	RAETIHI	6	64.6	0:11.25	1:23.95 [7]	1:11.91 [2]	1:00.02 [2]	0:48.21 [3]	0:36.51 [3]	0:25.26 [3]	0:36.51 +1
		Aidan Holt		600m	600m	(0:12.04)	(0:11.89)	(0:11.81)	(0:11.70)	(0:11.25)	(0:11.64)	
8	8	AIDENABET	8	64.9	0:11.20	1:24.99 [8]	1:12.13 [8]	1:00.55 [7]	0:48.65 [7]	0:37.02 [7]	0:25.82 [8]	0:37.02 +2
		Jackson Murphy		600m	600m	(0:12.86)	(0:11.58)	(0:11.90)	(0:11.63)	(0:11.20)	(0:11.77)	





Rockhampton Professional  
Race 5: BVH CIVIL BENCHMARK 65 Handicap - 1400m  
18 December 2025 - 14:52



Track Rating: Soft 5, Weather: Fine, Rail Position: +7.5 metres Entire Course.

Section Field Times				200m 0:11.83 (0:11.83)				Last 600m 0:34.19	
Rank	TAB	Horse/Jockey	Barrier	Top Speed [km/h]	Fastest Section	Margin		Distance Travelled [m]	
1	4	TIZSO FAB	4	65.4	0:11.17	0:11.83 [1]	1:21.42	0:34.19	
		Tahlia Fenlon		600m	600m	(0:11.83)			
2	6	DARLING CLEMENTINE	7	65.3	0:11.16	0:11.82 [3]	2.54L	0:34.21	+2
		Warwick Satherley		600m	600m	(0:11.82)			
3	1	MOKTAFFY	2	65.9	0:11.05	0:11.94 [4]	3.76L	0:34.09	-2
		Gabrielle Semmens		600m	600m	(0:11.94)			
4	5	DEFERENTIAL	5	65.2	0:11.13	0:12.18 [2]	4.07L	0:34.69	+7
		Maddie Mankelow		600m	600m	(0:12.18)			
5	7	FIFTY FIVE MUSTANG	3	66.5	0:10.95	0:12.48 [5]	7.21L	0:34.58	-1
		Adam Sewell		400m	600m	(0:12.48)			
6	3	LADY TOWNSON	1	65.3	0:11.18	0:12.75 [6]	9.56L	0:35.48	-2
		Georgina Cartwright		600m	600m	(0:12.75)			
7	2	RAETIHI	6	64.6	0:11.25	0:13.62 [7]	14.87L	0:36.51	+1
		Aidan Holt		600m	600m	(0:13.62)			
8	8	AIDENABET	8	64.9	0:11.20	0:14.05 [8]	21L	0:37.02	+2
		Jackson Murphy		600m	600m	(0:14.05)			



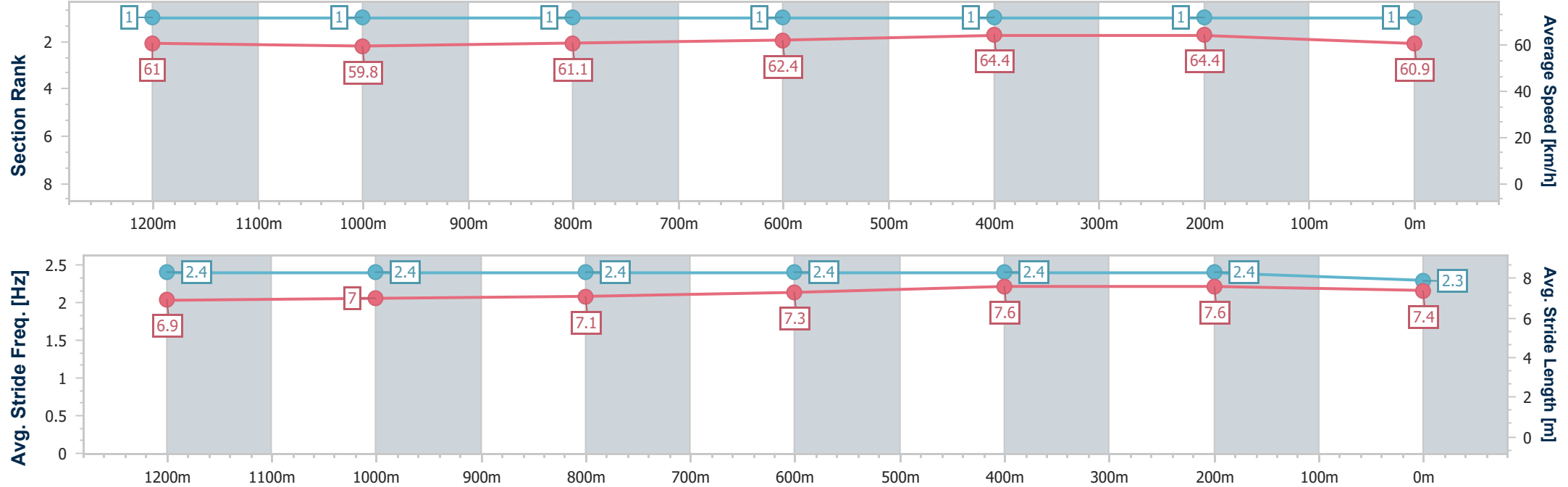
Horse/Jockey Name	Tizso Fab
Final Rank	1
Fastest Section Time (Section)	0:11.17 (600m)
Top Speed [km/h] (Section)	65.4 (600m)
Race State	Finished



RockhamptonProfessional  
Race 5: BVH CIVIL BENCHMARK 65 Handicap - 1400m  
18 December 2025 - 14:52  
Track Rating: Soft 5, Weather: Fine, Rail Position: +7.5 metres  
Entire Course.



Section	Overall	1200m	1000m	800m	600m	400m	200m						
Section Times	1:21.42 [1] (0:11.83)	1:09.59 [1] (0:12.01)	0:57.58 [1] (0:11.74)	0:45.84 [1] (0:11.65)	0:34.19 [1] (0:11.17)	0:23.02 [1] (0:11.19)	0:11.83 [1] (0:11.83)						
Average Speed [km/h]	61.0	59.8	61.1	62.4	64.4	64.4	60.9						
Top Speed [km/h]	63.8	62.2	62.5	63.3	65.4	65.4	63.5						
Avg. Dist. to Rail [m]	1.0	1.0	0.7	1.3	2.6	2.8	2.7						
Avg. Stride Freq. [Hz]	2.4	2.4	2.4	2.4	2.4	2.4	2.3						
Avg. Stride Length [m]	6.9	7.0	7.1	7.3	7.6	7.6	7.4						





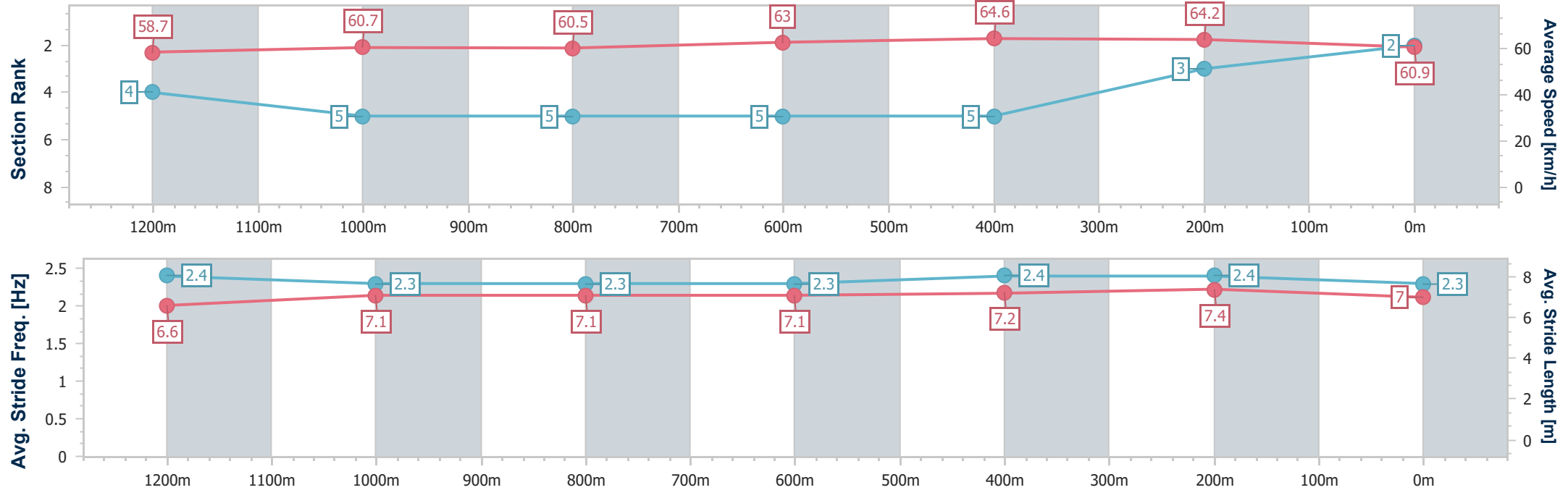
Horse/Jockey Name	Darling Clementine
Final Rank	2
Fastest Section Time (Section)	0:11.16 (600m)
Top Speed [km/h] (Section)	65.3 (600m)
Race State	Finished



RockhamptonProfessional  
Race 5: BVH CIVIL BENCHMARK 65 Handicap - 1400m  
18 December 2025 - 14:52  
Track Rating: Soft 5, Weather: Fine, Rail Position: +7.5 metres  
Entire Course.



Section	Overall	1200m	1000m	800m	600m	400m	200m						
Section Times	1:21.85 [2] (0:12.28)	1:09.57 [4] (0:11.88)	0:57.69 [5] (0:11.91)	0:45.78 [5] (0:11.57)	0:34.21 [5] (0:11.16)	0:23.05 [5] (0:11.23)	0:11.82 [3] (0:11.82)						
Average Speed [km/h]	58.7	60.7	60.5	63.0	64.6	64.2	60.9						
Top Speed [km/h]	62.8	62.7	62.5	64.0	65.3	64.9	63.1						
Avg. Dist. to Rail [m]	2.5	0.2	0.4	2.1	3.1	3.3	3.2						
Avg. Stride Freq. [Hz]	2.4	2.3	2.3	2.3	2.4	2.4	2.3						
Avg. Stride Length [m]	6.6	7.1	7.1	7.1	7.2	7.4	7.0						



[ ] Ranking at each section and finish  
-.-.- No data available at this section  
NA No data available



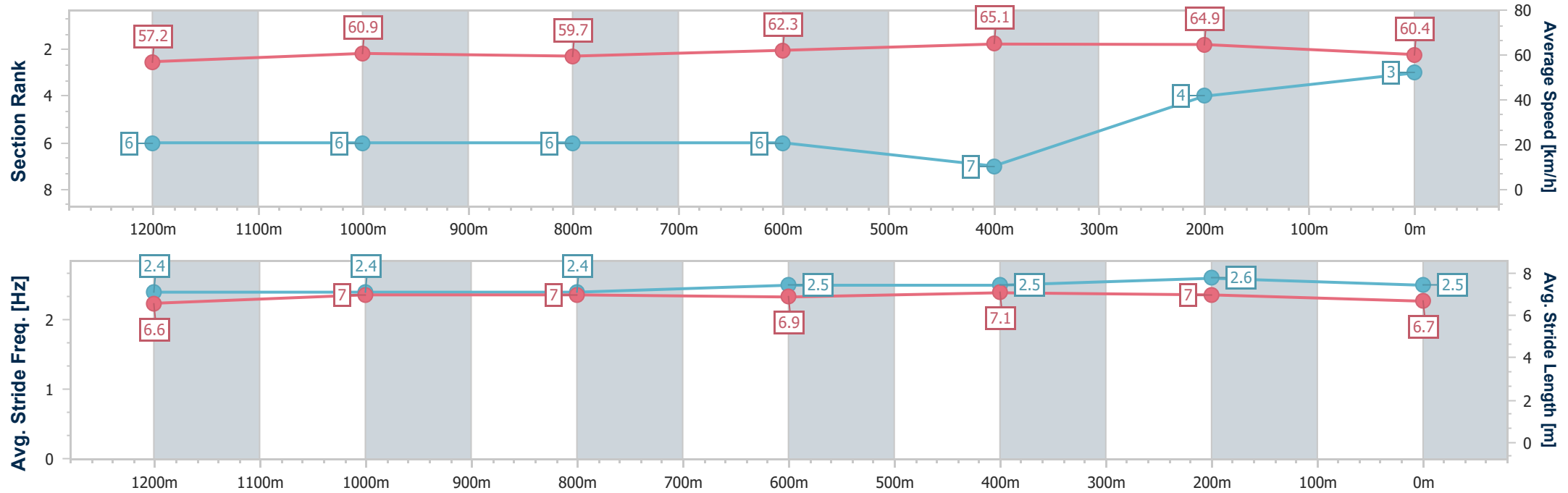
Horse/Jockey Name	Moktaffy
Final Rank	3
Fastest Section Time (Section)	0:11.05 (600m)
Top Speed [km/h] (Section)	65.9 (600m)
Race State	Finished



RockhamptonProfessional  
Race 5: BVH CIVIL BENCHMARK 65 Handicap - 1400m  
18 December 2025 - 14:52  
Track Rating: Soft 5, Weather: Fine, Rail Position: +7.5 metres  
Entire Course.



Section	Overall	1200m	1000m	800m	600m	400m	200m						
Section Times	1:22.06 [3] (0:12.60)	1:09.46 [6] (0:11.79)	0:57.67 [6] (0:11.94)	0:45.73 [6] (0:11.64)	0:34.09 [6] (0:11.05)	0:23.04 [7] (0:11.10)	0:11.94 [4] (0:11.94)						
Average Speed [km/h]	57.2	60.9	59.7	62.3	65.1	64.9	60.4						
Top Speed [km/h]	61.7	62.3	62.2	63.4	65.9	65.9	62.8						
Avg. Dist. to Rail [m]	0.6	1.4	1.3	0.9	1.5	4.6	6.6						
Avg. Stride Freq. [Hz]	2.4	2.4	2.4	2.5	2.5	2.6	2.5						
Avg. Stride Length [m]	6.6	7.0	7.0	6.9	7.1	7.0	6.7						





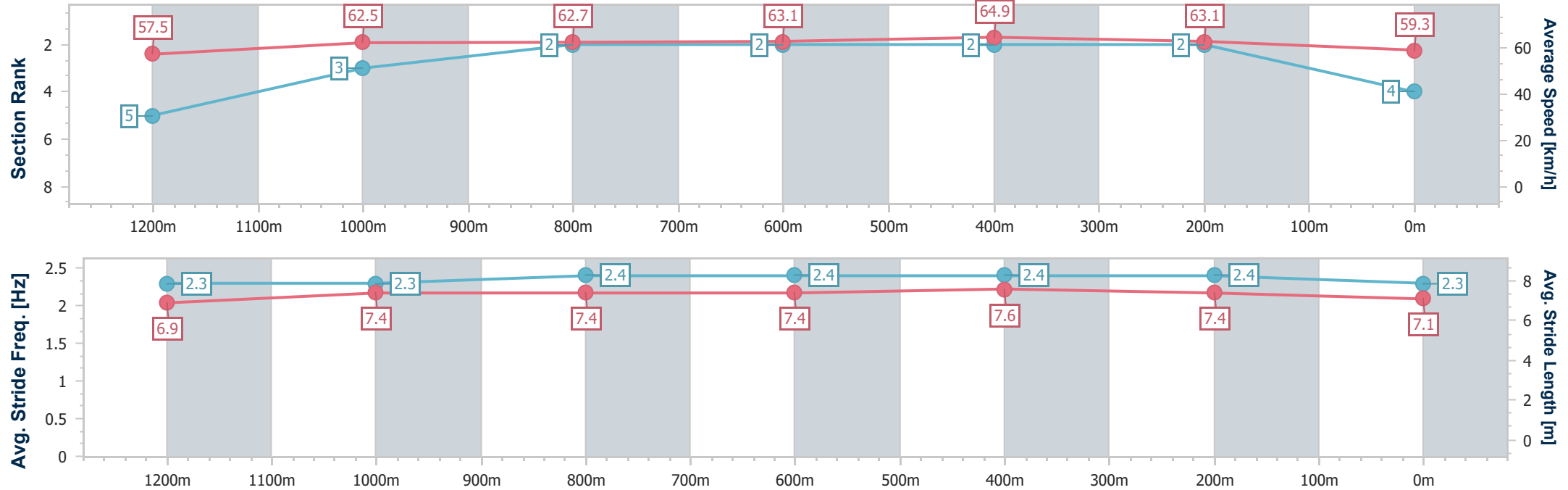
Horse/Jockey Name	Deferential
Final Rank	4
Fastest Section Time (Section)	0:11.13 (600m)
Top Speed [km/h] (Section)	65.2 (600m)
Race State	Finished



RockhamptonProfessional  
Race 5: BVH CIVIL BENCHMARK 65 Handicap - 1400m  
18 December 2025 - 14:52  
Track Rating: Soft 5, Weather: Fine, Rail Position: +7.5 metres  
Entire Course.



Section	Overall	1200m	1000m	800m	600m	400m	200m							
Section Times	1:22.11 [4] (0:12.56)	1:09.55 [5] (0:11.51)	0:58.04 [3] (0:11.60)	0:46.44 [2] (0:11.75)	0:34.69 [2] (0:11.13)	0:23.56 [2] (0:11.38)	0:12.18 [2] (0:12.18)							
Average Speed [km/h]	57.5	62.5	62.7	63.1	64.9	63.1	59.3							
Top Speed [km/h]	62.9	63.4	64.1	63.9	65.2	64.9	62.3							
Avg. Dist. to Rail [m]	1.9	1.0	1.8	3.7	5.5	5.7	5.6							
Avg. Stride Freq. [Hz]	2.3	2.3	2.4	2.4	2.4	2.4	2.3							
Avg. Stride Length [m]	6.9	7.4	7.4	7.4	7.6	7.4	7.1							





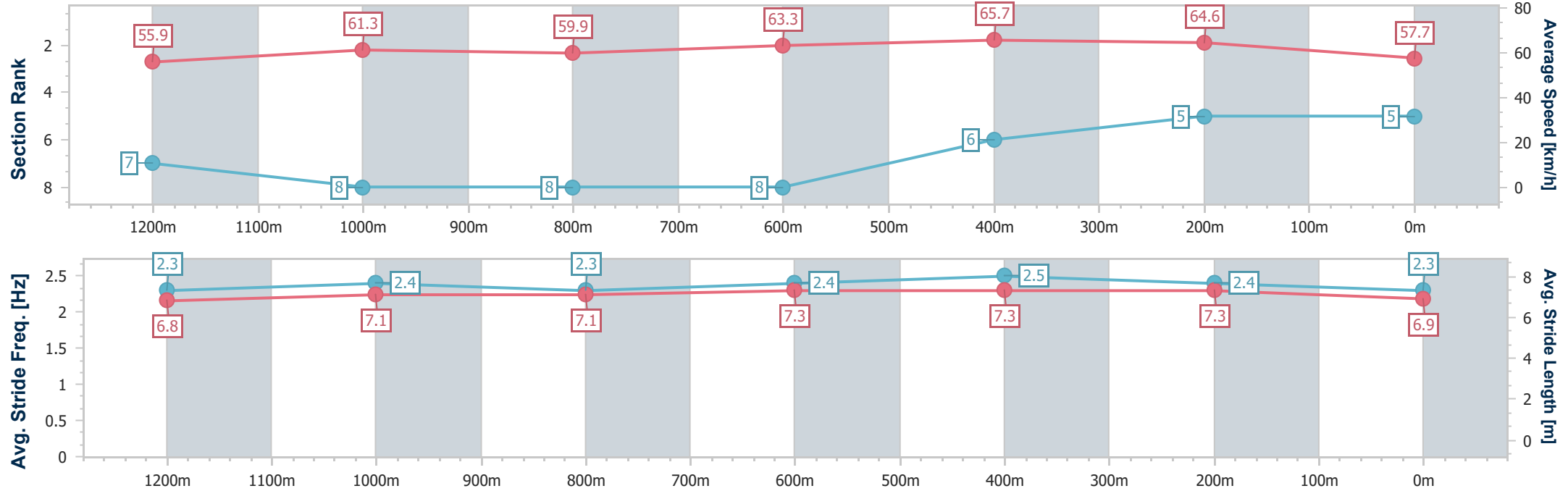
Horse/Jockey Name	Fifty Five Mustang
Final Rank	5
Fastest Section Time (Section)	0:10.95 (600m)
Top Speed [km/h] (Section)	66.5 (400m)
Race State	Finished



RockhamptonProfessional  
Race 5: BVH CIVIL BENCHMARK 65 Handicap - 1400m  
18 December 2025 - 14:52  
Track Rating: Soft 5, Weather: Fine, Rail Position: +7.5 metres  
Entire Course.



Section	Overall	1200m	1000m	800m	600m	400m	200m						
Section Times	1:22.65 [5] (0:12.84)	1:09.81 [7] (0:11.76)	0:58.05 [8] (0:11.90)	0:46.15 [8] (0:11.57)	0:34.58 [8] (0:10.95)	0:23.63 [6] (0:11.15)	0:12.48 [5] (0:12.48)						
Average Speed [km/h]	55.9	61.3	59.9	63.3	65.7	64.6	57.7						
Top Speed [km/h]	61.9	63.3	62.9	65.0	66.3	66.5	61.4						
Avg. Dist. to Rail [m]	0.9	0.8	1.2	1.7	3.4	6.2	6.9						
Avg. Stride Freq. [Hz]	2.3	2.4	2.3	2.4	2.5	2.4	2.3						
Avg. Stride Length [m]	6.8	7.1	7.1	7.3	7.3	7.3	6.9						





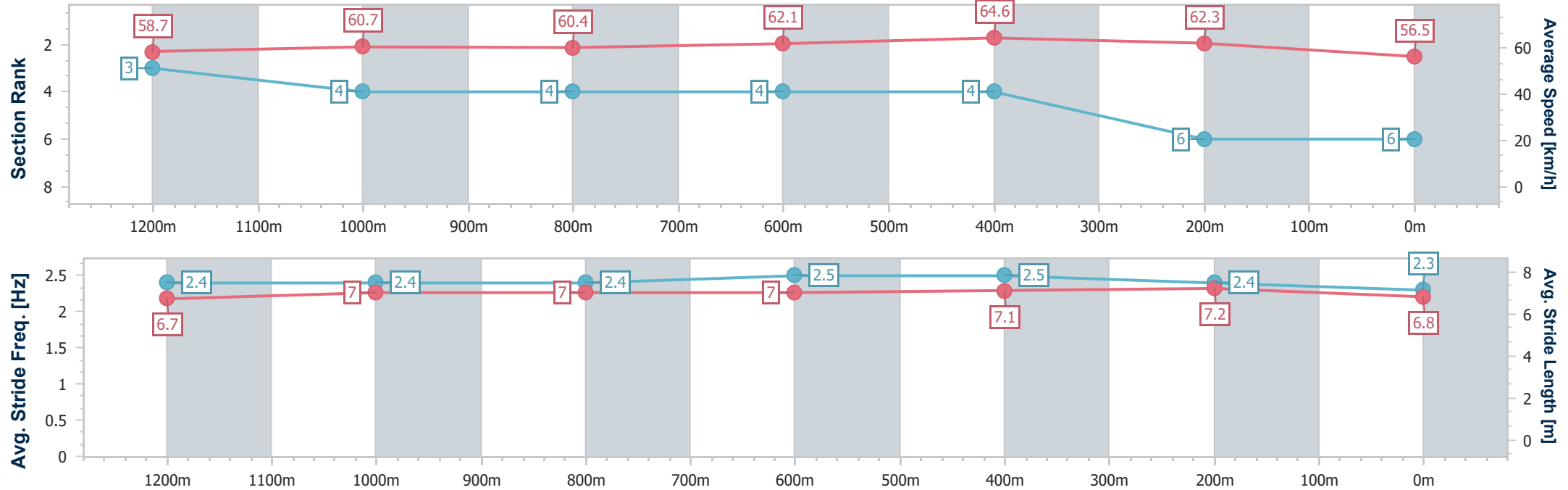
Horse/Jockey Name	Lady Townson
Final Rank	6
Fastest Section Time (Section)	0:11.18 (600m)
Top Speed [km/h] (Section)	65.3 (600m)
Race State	Finished



RockhamptonProfessional  
Race 5: BVH CIVIL BENCHMARK 65 Handicap - 1400m  
18 December 2025 - 14:52  
Track Rating: Soft 5, Weather: Fine, Rail Position: +7.5 metres  
Entire Course.



Section	Overall	1200m	1000m	800m	600m	400m	200m						
Section Times	1:23.05 [6] (0:12.25)	1:10.80 [3] (0:11.86)	0:58.94 [4] (0:11.83)	0:47.11 [4] (0:11.63)	0:35.48 [4] (0:11.18)	0:24.30 [4] (0:11.55)	0:12.75 [6] (0:12.75)						
Average Speed [km/h]	58.7	60.7	60.4	62.1	64.6	62.3	56.5						
Top Speed [km/h]	63.2	63.3	62.5	63.1	65.3	65.0	59.9						
Avg. Dist. to Rail [m]	1.2	1.3	1.4	1.0	2.8	2.8	3.1						
Avg. Stride Freq. [Hz]	2.4	2.4	2.4	2.5	2.5	2.4	2.3						
Avg. Stride Length [m]	6.7	7.0	7.0	7.0	7.1	7.2	6.8						





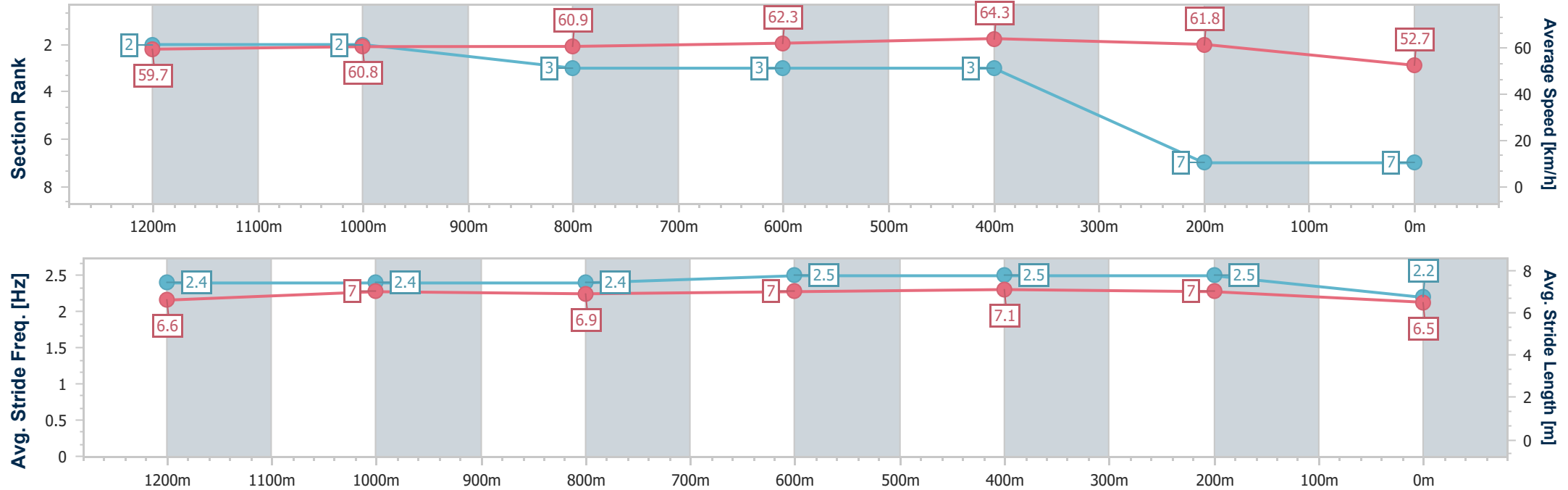
Horse/Jockey Name	Raetihi
Final Rank	7
Fastest Section Time (Section)	0:11.25 (600m)
Top Speed [km/h] (Section)	64.6 (600m)
Race State	Finished



RockhamptonProfessional  
Race 5: BVH CIVIL BENCHMARK 65 Handicap - 1400m  
18 December 2025 - 14:52  
Track Rating: Soft 5, Weather: Fine, Rail Position: +7.5 metres  
Entire Course.



Section	Overall	1200m	1000m	800m	600m	400m	200m						
Section Times	1:23.95 [7] (0:12.04)	1:11.91 [2] (0:11.89)	1:00.02 [2] (0:11.81)	0:48.21 [3] (0:11.70)	0:36.51 [3] (0:11.25)	0:25.26 [3] (0:11.64)	0:13.62 [7] (0:13.62)						
Average Speed [km/h]	59.7	60.8	60.9	62.3	64.3	61.8	52.7						
Top Speed [km/h]	64.0	62.8	62.9	63.3	64.6	64.1	60.3						
Avg. Dist. to Rail [m]	3.2	0.6	0.4	1.7	3.8	4.2	4.9						
Avg. Stride Freq. [Hz]	2.4	2.4	2.4	2.5	2.5	2.5	2.2						
Avg. Stride Length [m]	6.6	7.0	6.9	7.0	7.1	7.0	6.5						







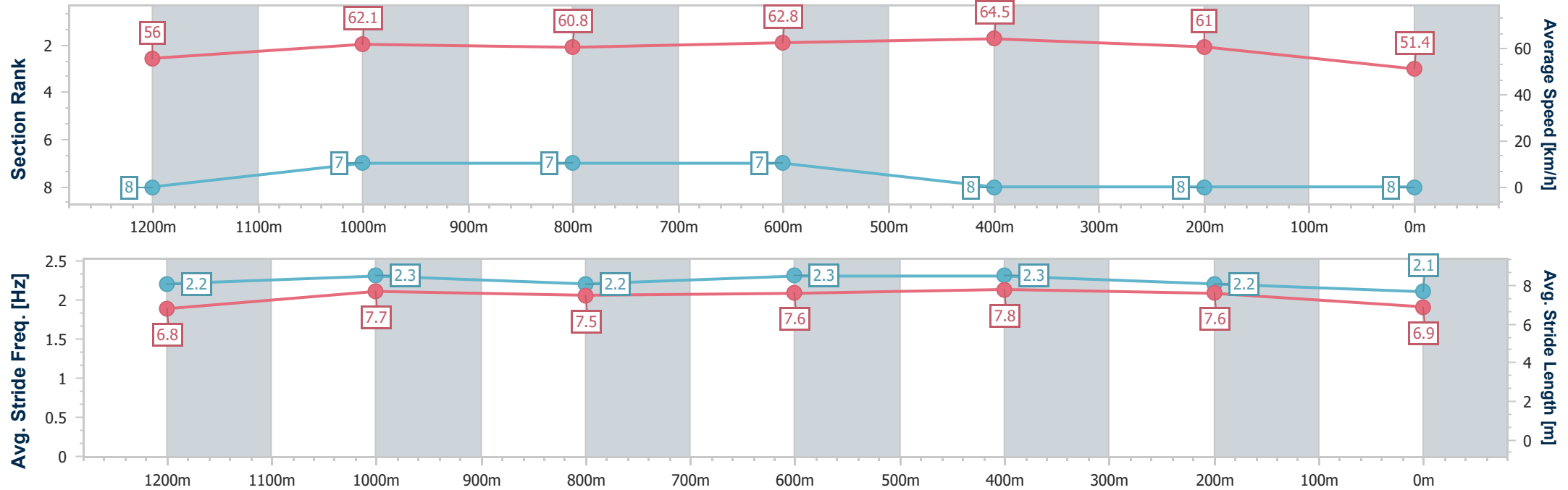
Horse/Jockey Name	Aidenabet
Final Rank	8
Fastest Section Time (Section)	0:11.20 (600m)
Top Speed [km/h] (Section)	64.9 (600m)
Race State	Finished



RockhamptonProfessional  
Race 5: BVH CIVIL BENCHMARK 65 Handicap - 1400m  
18 December 2025 - 14:52  
Track Rating: Soft 5, Weather: Fine, Rail Position: +7.5 metres  
Entire Course.



Section	Overall	1200m	1000m	800m	600m	400m	200m						
Section Times	1:24.99 [8] (0:12.86)	1:12.13 [8] (0:11.58)	1:00.55 [7] (0:11.90)	0:48.65 [7] (0:11.63)	0:37.02 [7] (0:11.20)	0:25.82 [8] (0:11.77)	0:14.05 [8] (0:14.05)						
Average Speed [km/h]	56.0	62.1	60.8	62.8	64.5	61.0	51.4						
Top Speed [km/h]	61.5	63.3	62.6	64.7	64.9	63.3	58.1						
Avg. Dist. to Rail [m]	3.5	0.5	0.4	2.2	3.7	3.9	4.5						
Avg. Stride Freq. [Hz]	2.2	2.3	2.2	2.3	2.3	2.2	2.1						
Avg. Stride Length [m]	6.8	7.7	7.5	7.6	7.8	7.6	6.9						





# Rockhampton Professional

## Race 6: BELROMA PARK Class 1 & Maiden Plate - 1050m

18 December 2025 - 15:29



Track Rating: Soft 5, Weather: Fine, Rail Position: +7.5 metres Entire Course.

Section		Overall				1000m	800m	600m	400m	200m	Last 600m		
Field Times		0:58.33 (0:02.88)				0:55.45 (0:11.22)	0:44.23 (0:11.50)	0:32.73 (0:10.76)	0:21.97 (0:10.43)	0:11.54 (0:11.54)	0:32.73		
Rank	TAB	Horse/Jockey	Barrier	Top Speed [km/h]	Fastest Section							Margin	Distance Travelled [m]
1	4	PRESOCRATICS	5	70.1	0:02.88	0:58.33 [1]	0:55.45 [1]	0:44.22 [2]	0:32.73 [1]	0:21.97 [1]	0:11.54 [1]	0:58.33	0:32.73
		Jason Taylor		400m	Overall	(0:02.88)	(0:11.23)	(0:11.49)	(0:10.76)	(0:10.43)	(0:11.54)		
2	1	DETERMINATION	7	69.8	0:02.94	0:58.76 [2]	0:55.82 [3]	0:44.06 [7]	0:32.61 [6]	0:21.91 [5]	0:11.29 [4]	2.55L	0:32.61 +2
		Warwick Satherley		600m	Overall	(0:02.94)	(0:11.76)	(0:11.45)	(0:10.70)	(0:10.62)	(0:11.29)		
3	6	RUM RUMBLE	2	69.0	0:03.10	0:58.99 [3]	0:55.89 [7]	0:44.67 [3]	0:33.13 [4]	0:22.28 [4]	0:11.62 [2]	3.92L	0:33.13 +0
		Aidan Holt		600m	Overall	(0:03.10)	(0:11.22)	(0:11.54)	(0:10.85)	(0:10.66)	(0:11.62)		
4	3	PANIGALE	1	68.6	0:02.95	0:59.11 [4]	0:56.16 [4]	0:44.77 [4]	0:33.29 [3]	0:22.45 [2]	0:11.71 [3]	4.59L	0:33.29 +2
		Ashley Butler		600m	Overall	(0:02.95)	(0:11.39)	(0:11.48)	(0:10.84)	(0:10.74)	(0:11.71)		
5	7	UNIFIES	3	68.3	0:02.95	0:59.65 [5]	0:56.70 [5]	0:45.05 [6]	0:33.48 [7]	0:22.64 [7]	0:11.76 [6]	7.75L	0:33.48 +5
		Sean Cormack		600m	Overall	(0:02.95)	(0:11.65)	(0:11.57)	(0:10.84)	(0:10.88)	(0:11.76)		
6	8	MARIKO	6	67.6	0:02.90	0:59.78 [6]	0:56.88 [2]	0:45.68 [1]	0:34.02 [2]	0:23.07 [3]	0:12.07 [5]	8.52L	0:34.02 +3
		Tahlia Fenlon		600m	Overall	(0:02.90)	(0:11.20)	(0:11.66)	(0:10.95)	(0:11.00)	(0:12.07)		
7	5	ROCKY REWARD	4	68.4	0:03.44	1:00.18 [7]	0:56.74 [8]	0:45.27 [8]	0:33.79 [8]	0:23.08 [8]	0:12.23 [7]	10.9L	0:33.79 +1
		Gabrielle Semmens		600m	Overall	(0:03.44)	(0:11.47)	(0:11.48)	(0:10.71)	(0:10.85)	(0:12.23)		
8	2	HOU LONG GWAI	8	67.7	0:03.04	1:00.31 [8]	0:57.27 [6]	0:45.84 [5]	0:34.19 [5]	0:23.38 [6]	0:12.33 [8]	11.67L	0:34.19 +12
		Tom Orr		800m	Overall	(0:03.04)	(0:11.43)	(0:11.65)	(0:10.81)	(0:11.05)	(0:12.33)		

Scratched: Dalt Jaz (#9), Graeci (#12), Noble Intent (#13), Moochi Starlight (#10), Rum Runner (#11)



Horse/Jockey Name	Presocratics
Final Rank	1
Fastest Section Time (Section)	0:02.88 (Overall)
Top Speed [km/h] (Section)	70.1 (400m)
Race State	Finished



RockhamptonProfessional

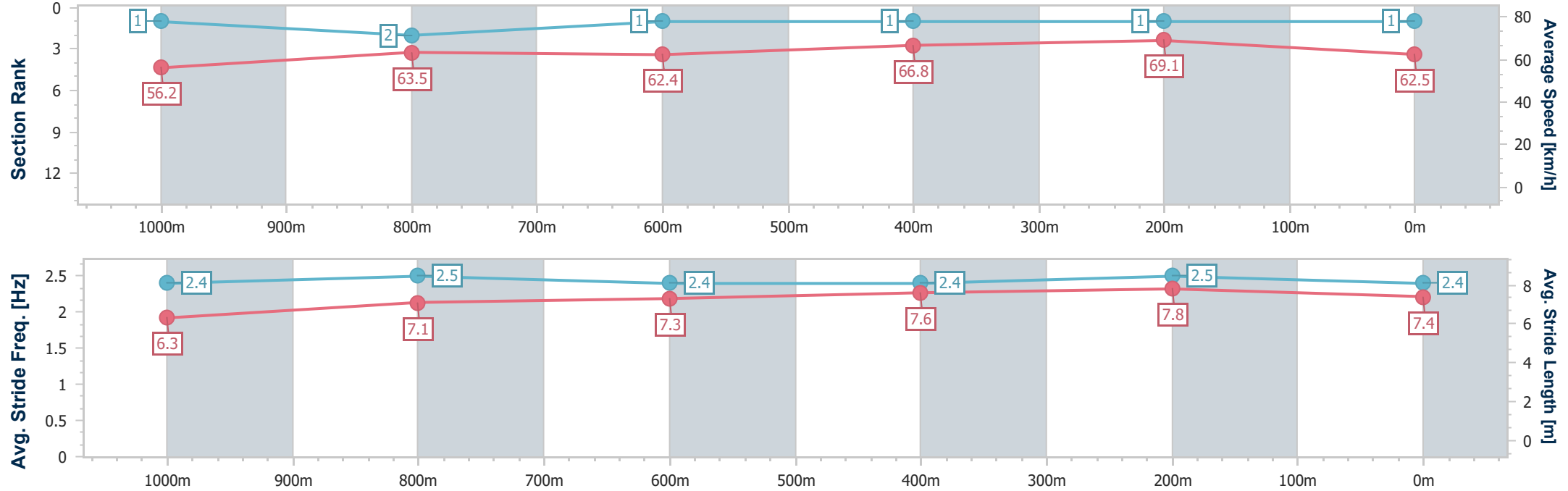
Race 6: BELROMA PARK Class 1 & Maiden Plate - 1050m

18 December 2025 - 15:29

Track Rating: Soft 5, Weather: Fine, Rail Position: +7.5 metres  
Entire Course.



Section	Overall	1000m	800m	600m	400m	200m								
Section Times	0:58.33 [1] (0:02.88)	0:55.45 [1] (0:11.23)	0:44.22 [2] (0:11.49)	0:32.73 [1] (0:10.76)	0:21.97 [1] (0:10.43)	0:11.54 [1] (0:11.54)								
Average Speed [km/h]	56.2	63.5	62.4	66.8	69.1	62.5								
Top Speed [km/h]	57.4	67.1	64.0	69.4	70.1	66.9								
Avg. Dist. to Rail [m]	2.7	1.2	0.8	0.6	1.2	0.5								
Avg. Stride Freq. [Hz]	2.4	2.5	2.4	2.4	2.5	2.4								
Avg. Stride Length [m]	6.3	7.1	7.3	7.6	7.8	7.4								





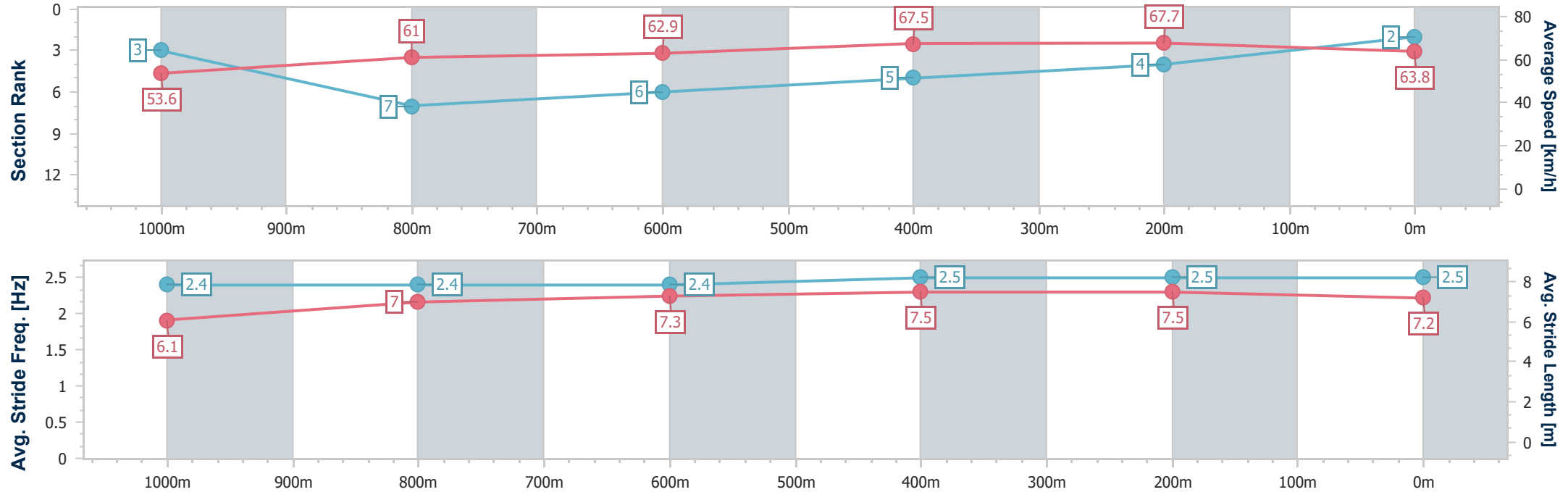
Horse/Jockey Name	Determination
Final Rank	2
Fastest Section Time (Section)	0:02.94 (Overall)
Top Speed [km/h] (Section)	69.8 (600m)
Race State	Finished



RockhamptonProfessional  
Race 6: BELROMA PARK Class 1 & Maiden Plate - 1050m  
18 December 2025 - 15:29  
Track Rating: Soft 5, Weather: Fine, Rail Position: +7.5 metres  
Entire Course.



Section	Overall	1000m	800m	600m	400m	200m								
Section Times	0:58.76 [2] (0:02.94)	0:55.82 [3] (0:11.76)	0:44.06 [7] (0:11.45)	0:32.61 [6] (0:10.70)	0:21.91 [5] (0:10.62)	0:11.29 [4] (0:11.29)								
Average Speed [km/h]	53.6	61.0	62.9	67.5	67.7	63.8								
Top Speed [km/h]	54.7	64.9	66.8	69.8	69.1	66.4								
Avg. Dist. to Rail [m]	4.7	1.4	0.4	1.3	2.0	2.9								
Avg. Stride Freq. [Hz]	2.4	2.4	2.4	2.5	2.5	2.5								
Avg. Stride Length [m]	6.1	7.0	7.3	7.5	7.5	7.2								



[ ] Ranking at each section and finish  
-.-.- No data available at this section  
NA No data available



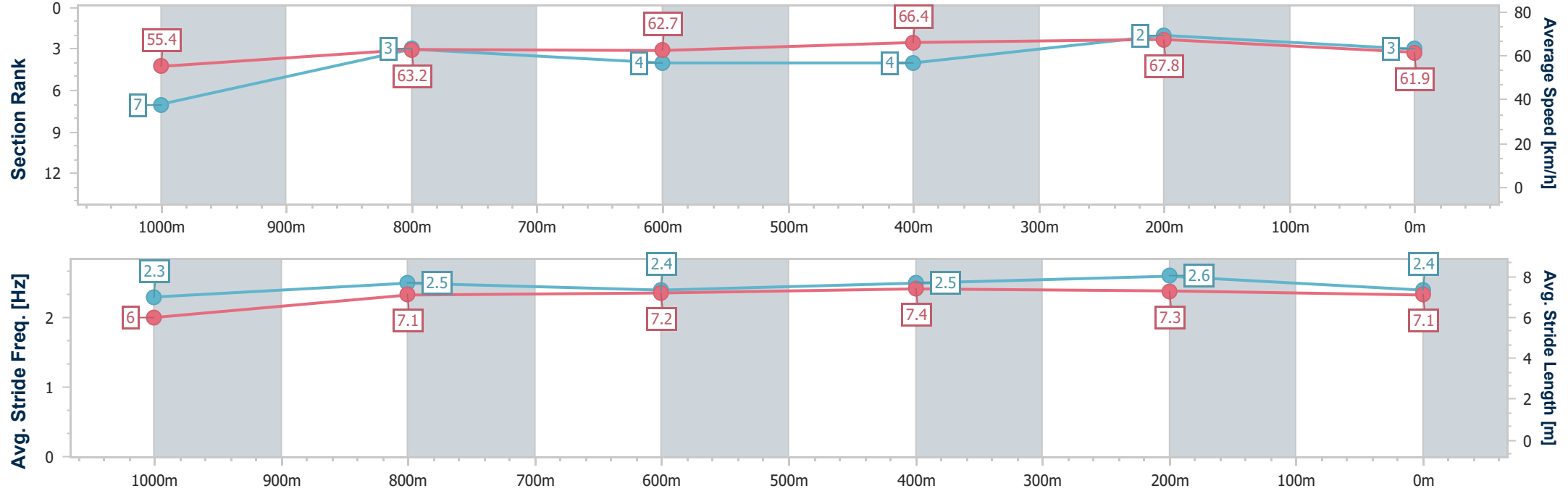
Horse/Jockey Name	Rum Rumble
Final Rank	3
Fastest Section Time (Section)	0:03.10 (Overall)
Top Speed [km/h] (Section)	69.0 (600m)
Race State	Finished



RockhamptonProfessional  
Race 6: BELROMA PARK Class 1 & Maiden Plate - 1050m  
18 December 2025 - 15:29  
Track Rating: Soft 5, Weather: Fine, Rail Position: +7.5 metres  
Entire Course.



Section	Overall	1000m	800m	600m	400m	200m								
Section Times	0:58.99 [3] (0:03.10)	0:55.89 [7] (0:11.22)	0:44.67 [3] (0:11.54)	0:33.13 [4] (0:10.85)	0:22.28 [4] (0:10.66)	0:11.62 [2] (0:11.62)								
Average Speed [km/h]	55.4	63.2	62.7	66.4	67.8	61.9								
Top Speed [km/h]	56.6	65.1	64.4	69.0	68.9	65.7								
Avg. Dist. to Rail [m]	1.2	2.4	1.2	2.9	4.8	5.6								
Avg. Stride Freq. [Hz]	2.3	2.5	2.4	2.5	2.6	2.4								
Avg. Stride Length [m]	6.0	7.1	7.2	7.4	7.3	7.1								



[ ] Ranking at each section and finish  
-.-.- No data available at this section  
NA No data available



Horse/Jockey Name	Panigale
Final Rank	4
Fastest Section Time (Section)	0:02.95 (Overall)
Top Speed [km/h] (Section)	68.6 (600m)
Race State	Finished



RockhamptonProfessional

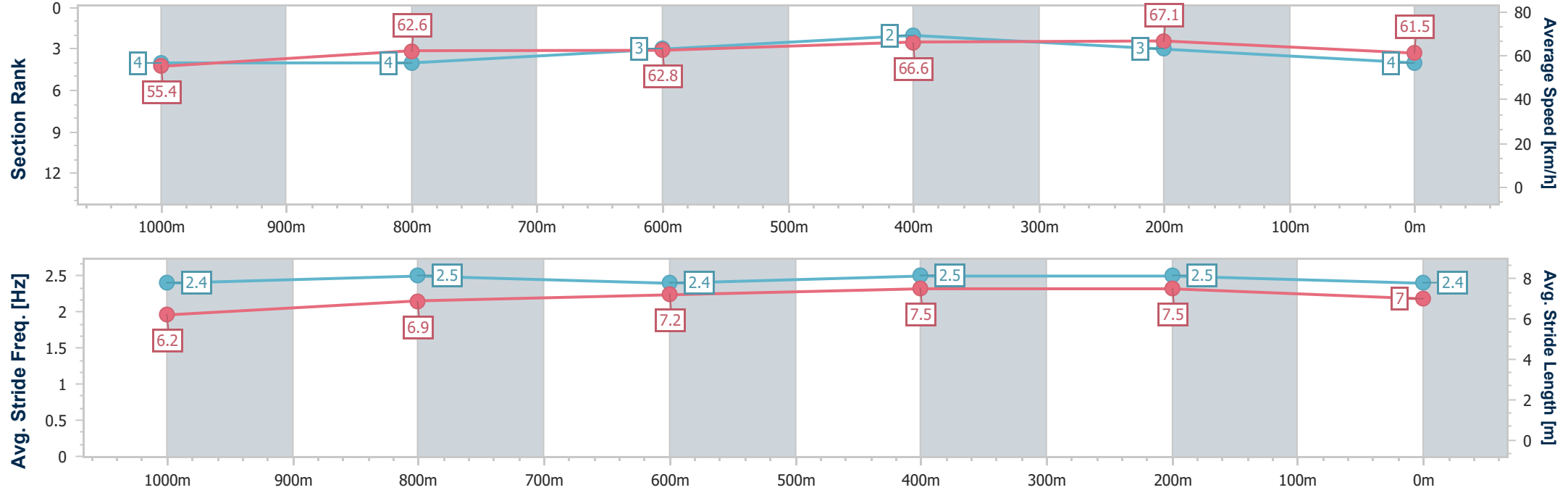
Race 6: BELROMA PARK Class 1 & Maiden Plate - 1050m

18 December 2025 - 15:29

Track Rating: Soft 5, Weather: Fine, Rail Position: +7.5 metres  
Entire Course.



Section	Overall	1000m	800m	600m	400m	200m							
Section Times	0:59.11 [4] (0:02.95)	0:56.16 [4] (0:11.39)	0:44.77 [4] (0:11.48)	0:33.29 [3] (0:10.84)	0:22.45 [2] (0:10.74)	0:11.71 [3] (0:11.71)							
Average Speed [km/h]	55.4	62.6	62.8	66.6	67.1	61.5							
Top Speed [km/h]	56.3	64.8	64.5	68.6	68.4	64.9							
Avg. Dist. to Rail [m]	0.5	1.7	0.9	2.0	2.1	2.1							
Avg. Stride Freq. [Hz]	2.4	2.5	2.4	2.5	2.5	2.4							
Avg. Stride Length [m]	6.2	6.9	7.2	7.5	7.5	7.0							





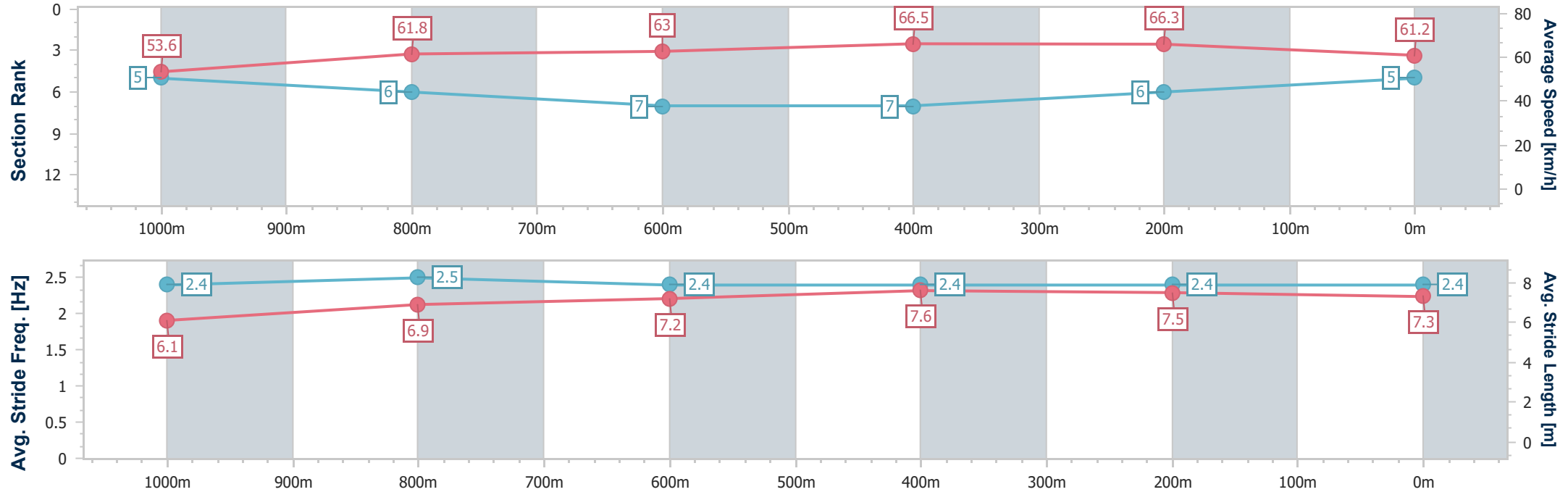
Horse/Jockey Name	Unifies
Final Rank	5
Fastest Section Time (Section)	0:02.95 (Overall)
Top Speed [km/h] (Section)	68.3 (600m)
Race State	Finished



RockhamptonProfessional  
Race 6: BELROMA PARK Class 1 & Maiden Plate - 1050m  
18 December 2025 - 15:29  
Track Rating: Soft 5, Weather: Fine, Rail Position: +7.5 metres  
Entire Course.



Section	Overall	1000m	800m	600m	400m	200m							
Section Times	0:59.65 [5] (0:02.95)	0:56.70 [5] (0:11.65)	0:45.05 [6] (0:11.57)	0:33.48 [7] (0:10.84)	0:22.64 [7] (0:10.88)	0:11.76 [6] (0:11.76)							
Average Speed [km/h]	53.6	61.8	63.0	66.5	66.3	61.2							
Top Speed [km/h]	55.1	64.2	66.2	68.3	67.8	63.3							
Avg. Dist. to Rail [m]	1.6	0.4	1.3	2.6	3.5	2.1							
Avg. Stride Freq. [Hz]	2.4	2.5	2.4	2.4	2.4	2.4							
Avg. Stride Length [m]	6.1	6.9	7.2	7.6	7.5	7.3							



- [ ] Ranking at each section and finish
- .-.- No data available at this section
- NA No data available



Horse/Jockey Name	Mariko
Final Rank	6
Fastest Section Time (Section)	0:02.90 (Overall)
Top Speed [km/h] (Section)	67.6 (600m)
Race State	Finished



RockhamptonProfessional

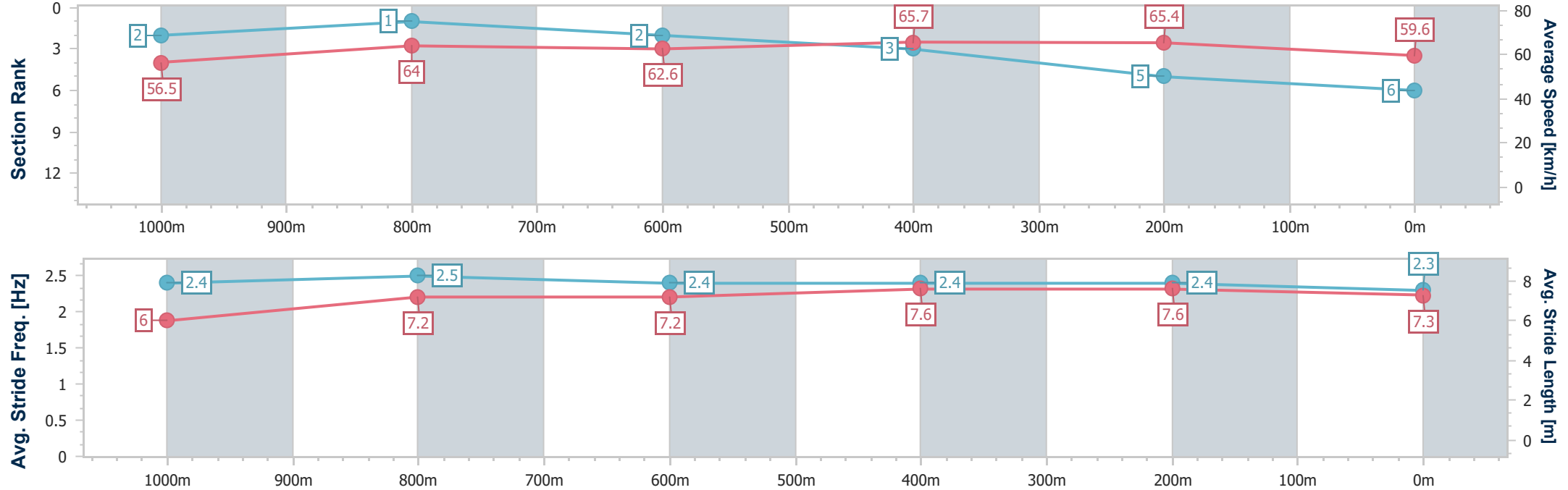
Race 6: BELROMA PARK Class 1 & Maiden Plate - 1050m

18 December 2025 - 15:29

Track Rating: Soft 5, Weather: Fine, Rail Position: +7.5 metres  
Entire Course.



Section	Overall	1000m	800m	600m	400m	200m								
Section Times	0:59.78 [6] (0:02.90)	0:56.88 [2] (0:11.20)	0:45.68 [1] (0:11.66)	0:34.02 [2] (0:10.95)	0:23.07 [3] (0:11.00)	0:12.07 [5] (0:12.07)								
Average Speed [km/h]	56.5	64.0	62.6	65.7	65.4	59.6								
Top Speed [km/h]	57.5	65.9	64.6	67.6	67.5	62.3								
Avg. Dist. to Rail [m]	3.0	1.3	1.7	3.0	4.1	4.4								
Avg. Stride Freq. [Hz]	2.4	2.5	2.4	2.4	2.4	2.3								
Avg. Stride Length [m]	6.0	7.2	7.2	7.6	7.6	7.3								







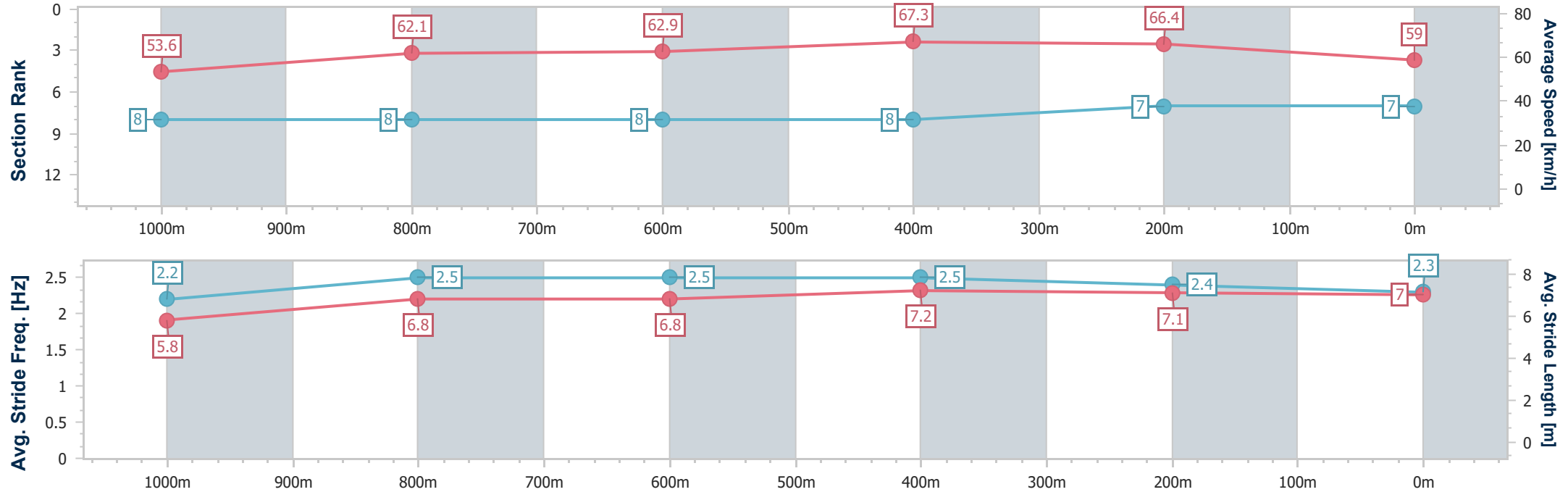
Horse/Jockey Name	Rocky Reward
Final Rank	7
Fastest Section Time (Section)	0:03.44 (Overall)
Top Speed [km/h] (Section)	68.4 (600m)
Race State	Finished



RockhamptonProfessional  
Race 6: BELROMA PARK Class 1 & Maiden Plate - 1050m  
18 December 2025 - 15:29  
Track Rating: Soft 5, Weather: Fine, Rail Position: +7.5 metres  
Entire Course.



Section	Overall	1000m	800m	600m	400m	200m							
Section Times	1:00.18 [7] (0:03.44)	0:56.74 [8] (0:11.47)	0:45.27 [8] (0:11.48)	0:33.79 [8] (0:10.71)	0:23.08 [8] (0:10.85)	0:12.23 [7] (0:12.23)							
Average Speed [km/h]	53.6	62.1	62.9	67.3	66.4	59.0							
Top Speed [km/h]	54.6	63.9	64.5	68.4	68.1	63.4							
Avg. Dist. to Rail [m]	1.4	1.3	0.4	2.5	6.0	6.9							
Avg. Stride Freq. [Hz]	2.2	2.5	2.5	2.5	2.4	2.3							
Avg. Stride Length [m]	5.8	6.8	6.8	7.2	7.1	7.0							



- [ ] Ranking at each section and finish
- .-.- No data available at this section
- NA No data available



Horse/Jockey Name	Hou Long Gwai
Final Rank	8
Fastest Section Time (Section)	0:03.04 (Overall)
Top Speed [km/h] (Section)	67.7 (800m)
Race State	Finished



RockhamptonProfessional

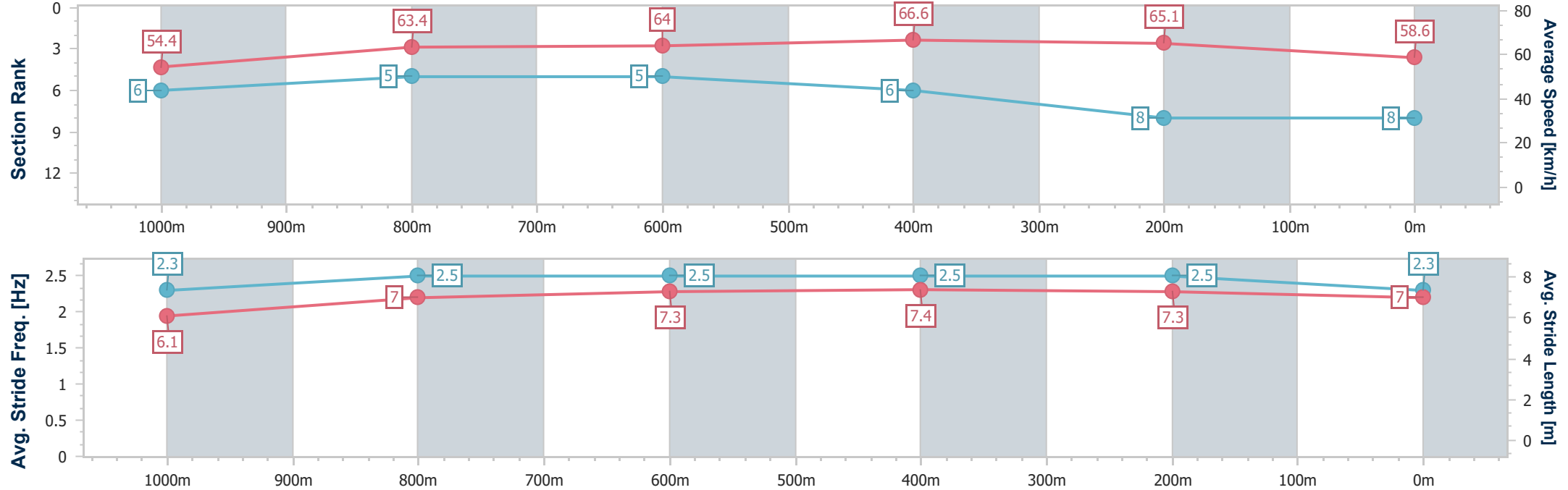
Race 6: BELROMA PARK Class 1 & Maiden Plate - 1050m

18 December 2025 - 15:29

Track Rating: Soft 5, Weather: Fine, Rail Position: +7.5 metres  
Entire Course.



Section	Overall	1000m	800m	600m	400m	200m							
Section Times	1:00.31 [8] (0:03.04)	0:57.27 [6] (0:11.43)	0:45.84 [5] (0:11.65)	0:34.19 [5] (0:10.81)	0:23.38 [6] (0:11.05)	0:12.33 [8] (0:12.33)							
Average Speed [km/h]	54.4	63.4	64.0	66.6	65.1	58.6							
Top Speed [km/h]	55.4	66.2	67.7	67.5	67.1	62.3							
Avg. Dist. to Rail [m]	5.1	1.6	4.2	5.8	7.0	6.7							
Avg. Stride Freq. [Hz]	2.3	2.5	2.5	2.5	2.5	2.3							
Avg. Stride Length [m]	6.1	7.0	7.3	7.4	7.3	7.0							





# Rockhampton Professional

## Race 7: CARSELDINE AIRCONDITIONING BENCHMARK 60 Handicap - 1835m

18 December 2025 - 16:07



Track Rating: Soft 5, Weather: Fine, Rail Position: +7.5 metres Entire Course.

Section					Overall	1600m	1400m	1200m	1000m	800m	600m	Last 600m	
Field Times					1:52.13 (0:15.41)	1:36.72 (0:11.59)	1:25.13 (0:11.90)	1:13.23 (0:12.23)	1:01.00 (0:12.11)	0:48.89 (0:12.28)	0:36.61 (0:11.98)	0:36.61	
Rank	TAB	Horse/Jockey	Barrier	Top Speed [km/h]	Fastest Section								Distance Travelled [m]
1	9	CASH ARTIST	3	61.6	0:11.86	1:52.13 [1]	1:36.36 [4]	1:24.48 [4]	1:12.62 [4]	1:00.45 [4]	0:48.44 [4]	0:36.17 [3]	0:36.17
		Jackson Murphy		1400m	1400m	(0:15.77)	(0:11.88)	(0:11.86)	(0:12.17)	(0:12.01)	(0:12.27)	(0:11.86)	
2	4	PRIDE OF SAVABELLA	6	63.7	0:11.49	1:52.22 [2]	1:35.83 [9]	1:23.92 [8]	1:11.92 [8]	0:59.74 [9]	0:47.80 [9]	0:35.60 [8]	0:35.60 +0
		Georgina Cartwright		600m	600m	(0:16.39)	(0:11.91)	(0:12.00)	(0:12.18)	(0:11.94)	(0:12.20)	(0:11.49)	
3	5	GENERAL WOLFFE	5	62.4	0:11.76	1:52.62 [3]	1:36.27 [8]	1:24.42 [7]	1:12.55 [7]	1:00.42 [7]	0:48.41 [7]	0:36.13 [7]	0:36.13 +3
		Sean Cormack		600m	400m	(0:16.35)	(0:11.85)	(0:11.87)	(0:12.13)	(0:12.01)	(0:12.28)	(0:11.78)	
4	1	MOOLOOLABA	8	63.4	0:11.59	1:52.63 [4]	1:37.22 [1]	1:25.63 [1]	1:13.73 [1]	1:01.50 [1]	0:49.39 [1]	0:37.11 [1]	0:37.11 +0
		Ashley Butler		1600m	1600m	(0:15.41)	(0:11.59)	(0:11.90)	(0:12.23)	(0:12.11)	(0:12.28)	(0:11.98)	
5	7	KAYLEEN'S PROFIT	7	63.1	0:11.61	1:52.74 [5]	1:36.15 [10]	1:24.23 [10]	1:12.42 [9]	1:00.33 [8]	0:48.32 [8]	0:35.99 [9]	0:35.99 +3
		Warwick Satherley		600m	400m	(0:16.59)	(0:11.92)	(0:11.81)	(0:12.09)	(0:12.01)	(0:12.33)	(0:11.64)	
6	3	REPLACE THE ACE	2	61.5	0:11.79	1:52.85 [6]	1:37.32 [2]	1:25.53 [2]	1:13.62 [2]	1:01.44 [2]	0:49.36 [2]	0:37.12 [2]	0:37.12 -2
		Tahlia Fenlon		1600m	1600m	(0:15.53)	(0:11.79)	(0:11.91)	(0:12.18)	(0:12.08)	(0:12.24)	(0:11.88)	
7	12	HOT SUMMER	9	63.1	0:11.62	1:53.01 [7]	1:36.73 [7]	1:24.69 [9]	1:12.58 [10]	1:00.26 [10]	0:48.27 [10]	0:36.13 [10]	0:36.13 +1
		Nikki Olzard		600m	600m	(0:16.28)	(0:12.04)	(0:12.11)	(0:12.32)	(0:11.99)	(0:12.14)	(0:11.62)	
8	2	FINAL COMMENT	4	61.7	0:11.80	1:53.61 [8]	1:37.65 [5]	1:25.81 [5]	1:14.01 [5]	1:01.86 [5]	0:49.78 [5]	0:37.44 [5]	0:37.44 +2
		Gabrielle Semmens		1400m	1400m	(0:15.96)	(0:11.84)	(0:11.80)	(0:12.15)	(0:12.08)	(0:12.34)	(0:11.92)	
9	6	SOUTHAVEN	10	62.8	0:11.66	1:54.12 [9]	1:38.45 [3]	1:26.79 [3]	1:14.89 [3]	1:02.65 [3]	0:50.48 [3]	0:38.10 [4]	0:38.10 +6
		Tom Orr		1600m	1600m	(0:15.67)	(0:11.66)	(0:11.90)	(0:12.24)	(0:12.17)	(0:12.38)	(0:12.15)	
10	10	SPELLMASTER	1	61.3	0:11.90	1:54.12 [10]	1:38.16 [6]	1:26.16 [6]	1:14.12 [6]	1:01.93 [6]	0:50.00 [6]	0:37.83 [6]	0:37.83 -2
		Chris McIver		600m	600m	(0:15.96)	(0:12.00)	(0:12.04)	(0:12.19)	(0:11.93)	(0:12.17)	(0:11.90)	

Scratched: Outta Control (#8), Leica Bitu Fun (#11), Flyball (#13), Stormtrooper (#14)

Report Created: Thu 18 December 2025 16:24 GM (Note: Timing is based on position data)

Page 1/12

[ ] Ranking at each section and finish  
-:-:- No data available at this section  
NA No data available

SCN Saddle cloth number  
DNF Did not finish  
DNT Did not track

data processed by  TRIPLESDATA



# Rockhampton Professional

## Race 7: CARSELDINE AIRCONDITIONING BENCHMARK 60 Handicap - 1835m

18 December 2025 - 16:07



Track Rating: Soft 5, Weather: Fine, Rail Position: +7.5 metres Entire Course.

Section				400m		200m		Last 600m		
Field Times				0:24.63 (0:12.16)		0:12.47 (0:12.47)		0:36.61		
Rank	TAB	Horse/Jockey	Barrier	Top Speed [km/h]	Fastest Section	Margin			Distance Travelled [m]	
1	9	CASH ARTIST	3	61.6	0:11.86	0:24.31 [3]	0:12.45 [2]	1:52.13	0:36.17	
		Jackson Murphy		1400m	1400m	(0:11.86)	(0:12.45)			
2	4	PRIDE OF SAVABELLA	6	63.7	0:11.49	0:24.11 [5]	0:12.41 [4]	0.55L	0:35.60	+0
		Georgina Cartwright		600m	600m	(0:11.70)	(0:12.41)			
3	5	GENERAL WOLFFE	5	62.4	0:11.76	0:24.35 [8]	0:12.59 [6]	2.91L	0:36.13	+3
		Sean Cormack		600m	400m	(0:11.76)	(0:12.59)			
4	1	MOOLOOLABA	8	63.4	0:11.59	0:25.13 [1]	0:12.97 [1]	2.96L	0:37.11	+0
		Ashley Butler		1600m	1600m	(0:12.16)	(0:12.97)			
5	7	KAYLEEN'S PROFIT	7	63.1	0:11.61	0:24.35 [9]	0:12.74 [5]	3.59L	0:35.99	+3
		Warwick Satherley		600m	400m	(0:11.61)	(0:12.74)			
6	3	REPLACE THE ACE	2	61.5	0:11.79	0:25.24 [2]	0:13.13 [3]	4.22L	0:37.12	-2
		Tahlia Fenlon		1600m	1600m	(0:12.11)	(0:13.13)			
7	12	HOT SUMMER	9	63.1	0:11.62	0:24.51 [10]	0:12.68 [9]	5.15L	0:36.13	+1
		Nikki Olzard		600m	600m	(0:11.83)	(0:12.68)			
8	2	FINAL COMMENT	4	61.7	0:11.80	0:25.52 [4]	0:13.33 [7]	8.72L	0:37.44	+2
		Gabrielle Semmens		1400m	1400m	(0:12.19)	(0:13.33)			
9	6	SOUTHAVEN	10	62.8	0:11.66	0:25.95 [6]	0:13.56 [10]	11.7L	0:38.10	+6
		Tom Orr		1600m	1600m	(0:12.39)	(0:13.56)			
10	10	SPELLMASTER	1	61.3	0:11.90	0:25.93 [7]	0:13.80 [8]	11.71L	0:37.83	-2
		Chris McIver		600m	600m	(0:12.13)	(0:13.80)			

Scratched: Outta Control (#8), Leica Bitu Fun (#11), Flyball (#13), Stormtrooper (#14)

[ ] Ranking at each section and finish  
-:-:- No data available at this section  
NA No data available

SCN Saddle cloth number  
DNF Did not finish  
DNT Did not track



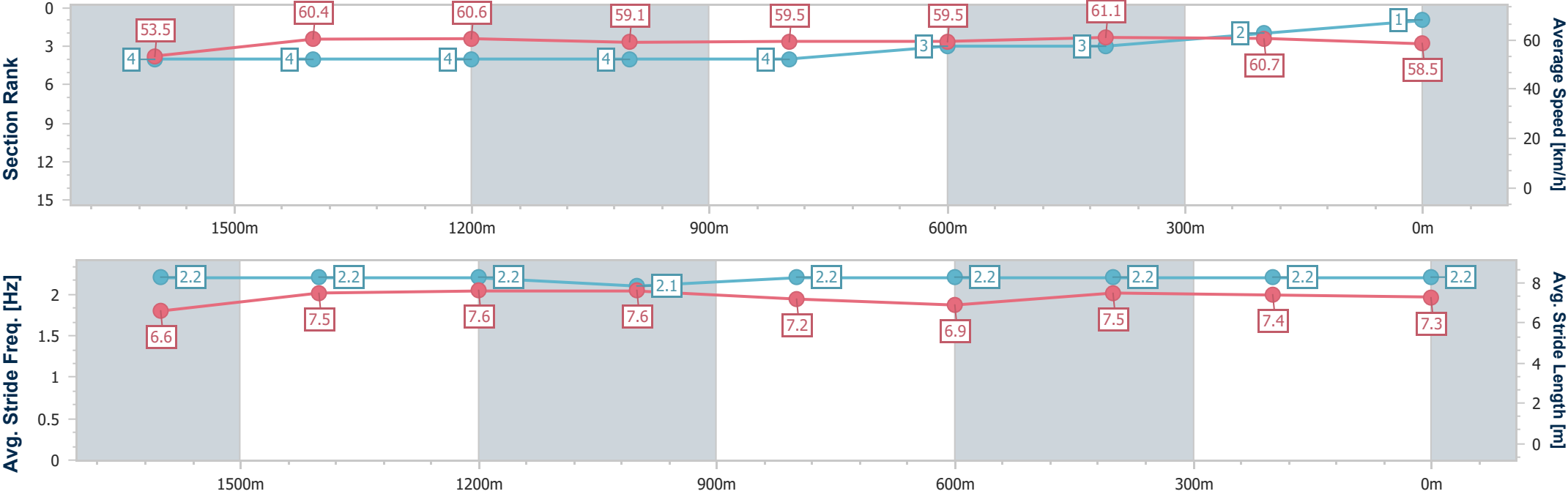
Horse/Jockey Name	Cash Artist
Final Rank	1
Fastest Section Time (Section)	0:11.86 (1400m)
Top Speed [km/h] (Section)	61.6 (1400m)
Race State	Finished



RockhamptonProfessional  
Race 7: CARSELDINE AIRCONDITIONING BENCHMARK 60  
Handicap - 1835m  
18 December 2025 - 16:07  
Track Rating: Soft 5, Weather: Fine, Rail Position: +7.5 metres  
Entire Course.



Section	Overall	1600m	1400m	1200m	1000m	800m	600m	400m	200m				
Section Times	1:52.13 [1] (0:15.77)	1:36.36 [4] (0:11.88)	1:24.48 [4] (0:11.86)	1:12.62 [4] (0:12.17)	1:00.45 [4] (0:12.01)	0:48.44 [4] (0:12.27)	0:36.17 [3] (0:11.86)	0:24.31 [3] (0:11.86)	0:12.45 [2] (0:12.45)				
Average Speed [km/h]	53.5	60.4	60.6	59.1	59.5	59.5	61.1	60.7	58.5				
Top Speed [km/h]	59.9	60.9	61.6	60.1	60.8	60.8	61.4	61.2	59.4				
Avg. Dist. to Rail [m]	2.3	2.2	2.3	1.8	1.4	2.2	4.4	5.2	5.0				
Avg. Stride Freq. [Hz]	2.2	2.2	2.2	2.1	2.2	2.2	2.2	2.2	2.2				
Avg. Stride Length [m]	6.6	7.5	7.6	7.6	7.2	6.9	7.5	7.4	7.3				





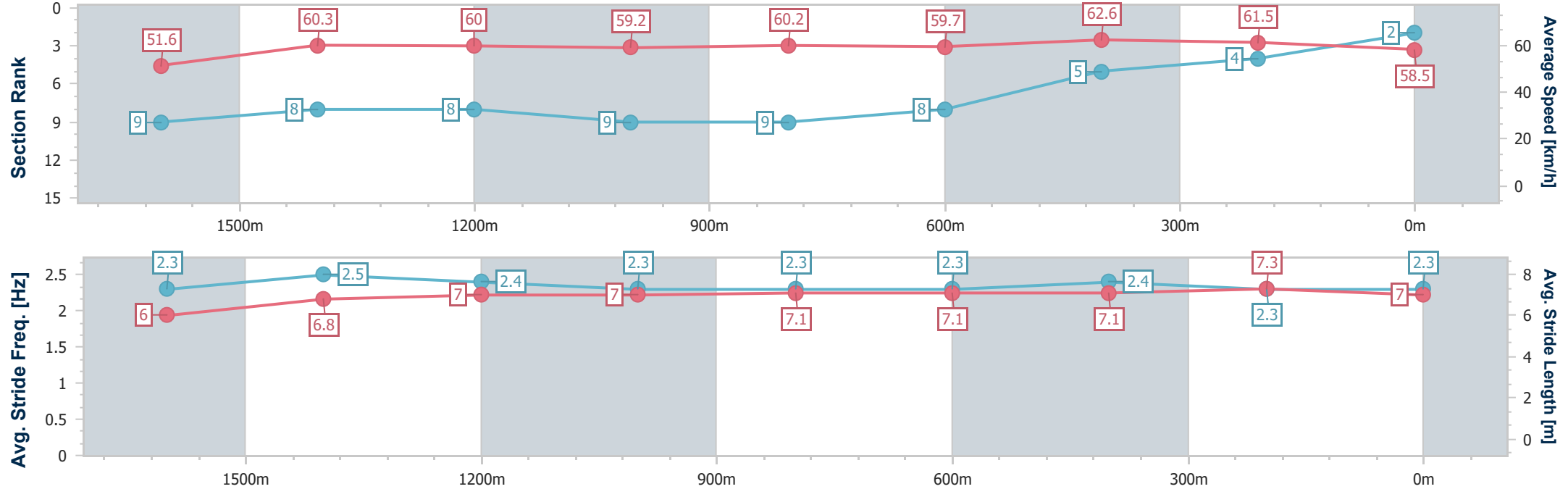
Horse/Jockey Name	Pride Of Savabella
Final Rank	2
Fastest Section Time (Section)	0:11.49 (600m)
Top Speed [km/h] (Section)	63.7 (600m)
Race State	Finished



RockhamptonProfessional  
Race 7: CARSELDINE AIRCONDITIONING BENCHMARK 60  
Handicap - 1835m  
18 December 2025 - 16:07  
Track Rating: Soft 5, Weather: Fine, Rail Position: +7.5 metres  
Entire Course.



Section	Overall	1600m	1400m	1200m	1000m	800m	600m	400m	200m				
Section Times	1:52.22 [2] (0:16.39)	1:35.83 [9] (0:11.91)	1:23.92 [8] (0:12.00)	1:11.92 [8] (0:12.18)	0:59.74 [9] (0:11.94)	0:47.80 [9] (0:12.20)	0:35.60 [8] (0:11.49)	0:24.11 [5] (0:11.70)	0:12.41 [4] (0:12.41)				
Average Speed [km/h]	51.6	60.3	60.0	59.2	60.2	59.7	62.6	61.5	58.5				
Top Speed [km/h]	59.0	61.3	61.0	60.2	61.2	60.8	63.7	62.6	60.1				
Avg. Dist. to Rail [m]	2.8	1.1	0.8	0.5	0.7	1.5	3.7	5.1	5.6				
Avg. Stride Freq. [Hz]	2.3	2.5	2.4	2.3	2.3	2.3	2.4	2.3	2.3				
Avg. Stride Length [m]	6.0	6.8	7.0	7.0	7.1	7.1	7.1	7.3	7.0				



[ ] Ranking at each section and finish  
-.-.- No data available at this section  
NA No data available



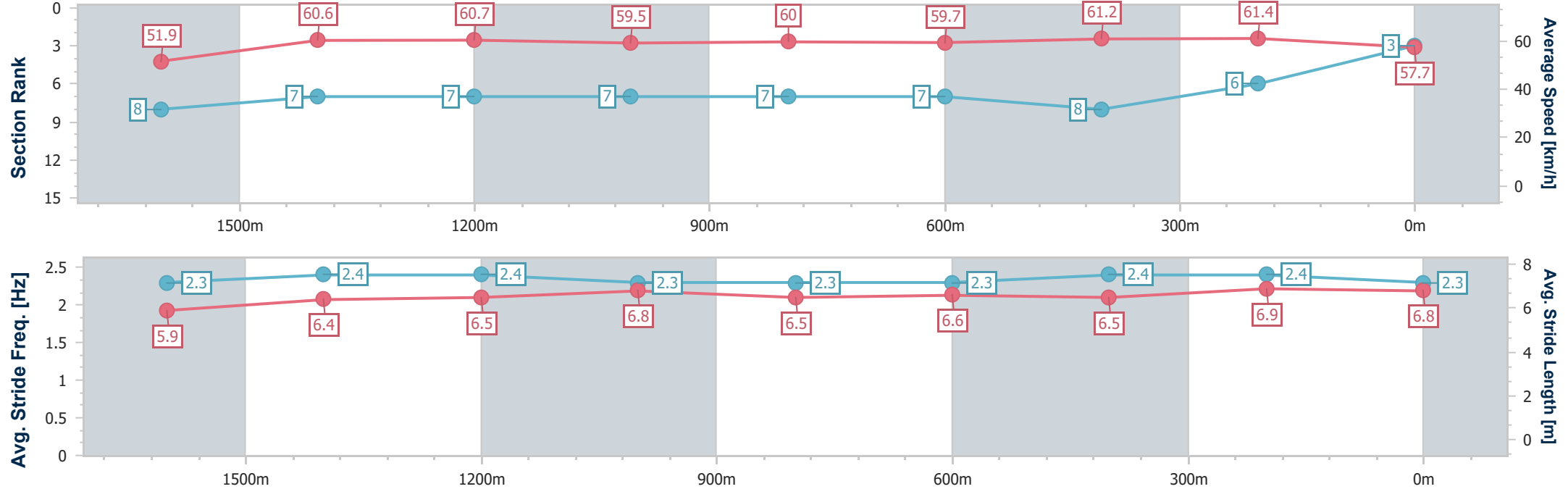
Horse/Jockey Name	General Wolffe
Final Rank	3
Fastest Section Time (Section)	0:11.76 (400m)
Top Speed [km/h] (Section)	62.4 (600m)
Race State	Finished



RockhamptonProfessional  
Race 7: CARSELDINE AIRCONDITIONING BENCHMARK 60  
Handicap - 1835m  
18 December 2025 - 16:07  
Track Rating: Soft 5, Weather: Fine, Rail Position: +7.5 metres  
Entire Course.



Section	Overall	1600m	1400m	1200m	1000m	800m	600m	400m	200m				
Section Times	1:52.62 [3] (0:16.35)	1:36.27 [8] (0:11.85)	1:24.42 [7] (0:11.87)	1:12.55 [7] (0:12.13)	1:00.42 [7] (0:12.01)	0:48.41 [7] (0:12.28)	0:36.13 [7] (0:11.78)	0:24.35 [8] (0:11.76)	0:12.59 [6] (0:12.59)				
Average Speed [km/h]	51.9	60.6	60.7	59.5	60.0	59.7	61.2	61.4	57.7				
Top Speed [km/h]	58.9	61.2	61.2	60.8	60.9	60.9	62.4	62.1	59.3				
Avg. Dist. to Rail [m]	3.0	1.1	0.2	0.4	0.4	2.5	6.0	7.7	6.4				
Avg. Stride Freq. [Hz]	2.3	2.4	2.4	2.3	2.3	2.3	2.4	2.4	2.3				
Avg. Stride Length [m]	5.9	6.4	6.5	6.8	6.5	6.6	6.5	6.9	6.8				





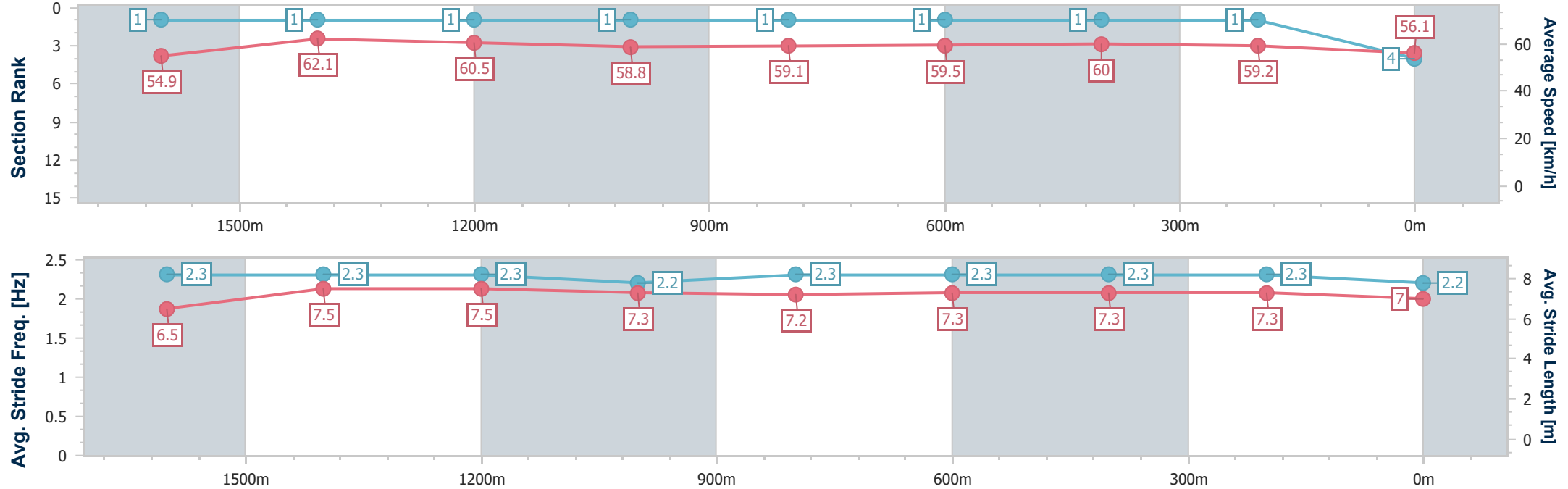
Horse/Jockey Name	Mooloolaba
Final Rank	4
Fastest Section Time (Section)	0:11.59 (1600m)
Top Speed [km/h] (Section)	63.4 (1600m)
Race State	Finished



RockhamptonProfessional  
Race 7: CARSELDINE AIRCONDITIONING BENCHMARK 60  
Handicap - 1835m  
18 December 2025 - 16:07  
Track Rating: Soft 5, Weather: Fine, Rail Position: +7.5 metres  
Entire Course.



Section	Overall	1600m	1400m	1200m	1000m	800m	600m	400m	200m				
Section Times	1:52.63 [4] (0:15.41)	1:37.22 [1] (0:11.59)	1:25.63 [1] (0:11.90)	1:13.73 [1] (0:12.23)	1:01.50 [1] (0:12.11)	0:49.39 [1] (0:12.28)	0:37.11 [1] (0:11.98)	0:25.13 [1] (0:12.16)	0:12.97 [1] (0:12.97)				
Average Speed [km/h]	54.9	62.1	60.5	58.8	59.1	59.5	60.0	59.2	56.1				
Top Speed [km/h]	63.2	63.4	61.2	59.4	59.5	60.0	61.0	60.4	57.5				
Avg. Dist. to Rail [m]	3.9	2.1	2.0	1.7	1.2	1.7	2.5	2.6	2.7				
Avg. Stride Freq. [Hz]	2.3	2.3	2.3	2.2	2.3	2.3	2.3	2.3	2.2				
Avg. Stride Length [m]	6.5	7.5	7.5	7.3	7.2	7.3	7.3	7.3	7.0				



[ ] Ranking at each section and finish  
- - - - - No data available at this section  
NA No data available





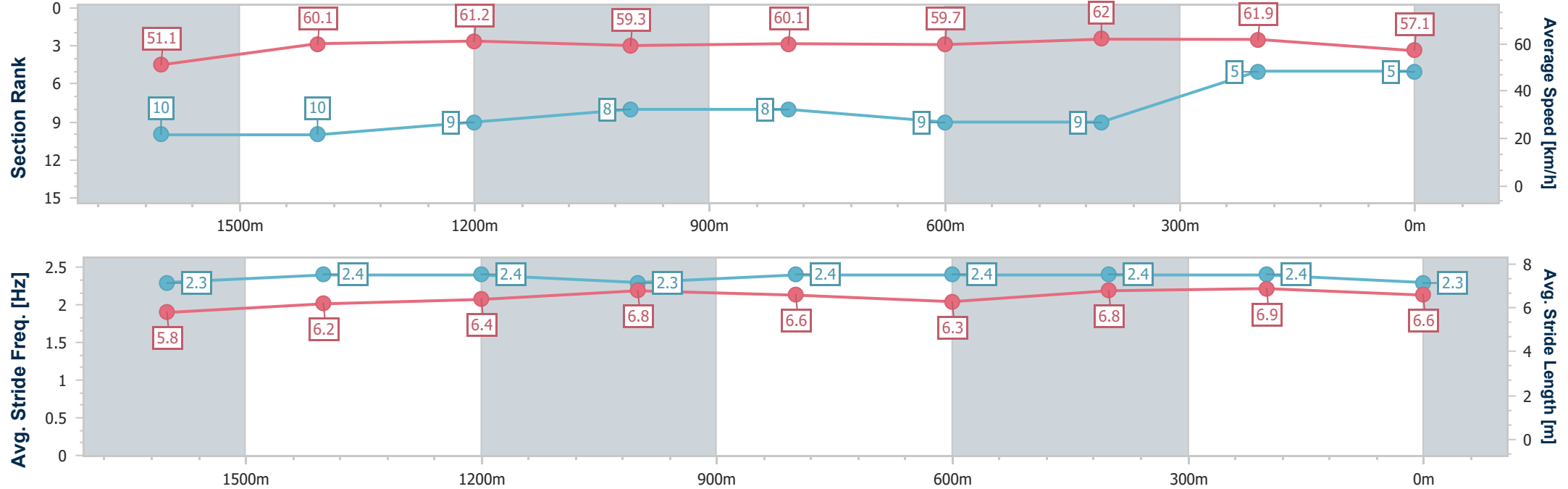
Horse/Jockey Name	Kayleen's Profit
Final Rank	5
Fastest Section Time (Section)	0:11.61 (400m)
Top Speed [km/h] (Section)	63.1 (600m)
Race State	Finished



RockhamptonProfessional  
Race 7: CARSELDINE AIRCONDITIONING BENCHMARK 60  
Handicap - 1835m  
18 December 2025 - 16:07  
Track Rating: Soft 5, Weather: Fine, Rail Position: +7.5 metres  
Entire Course.



Section	Overall	1600m	1400m	1200m	1000m	800m	600m	400m	200m				
Section Times	1:52.74 [5] (0:16.59)	1:36.15 [10] (0:11.92)	1:24.23 [10] (0:11.81)	1:12.42 [9] (0:12.09)	1:00.33 [8] (0:12.01)	0:48.32 [8] (0:12.33)	0:35.99 [9] (0:11.64)	0:24.35 [9] (0:11.61)	0:12.74 [5] (0:12.74)				
Average Speed [km/h]	51.1	60.1	61.2	59.3	60.1	59.7	62.0	61.9	57.1				
Top Speed [km/h]	59.0	61.3	61.6	60.3	61.2	61.0	63.1	63.0	59.1				
Avg. Dist. to Rail [m]	4.0	1.9	1.4	0.8	0.9	2.9	4.6	3.7	2.9				
Avg. Stride Freq. [Hz]	2.3	2.4	2.4	2.3	2.4	2.4	2.4	2.4	2.3				
Avg. Stride Length [m]	5.8	6.2	6.4	6.8	6.6	6.3	6.8	6.9	6.6				



[ ] Ranking at each section and finish  
- - - - - No data available at this section  
NA No data available



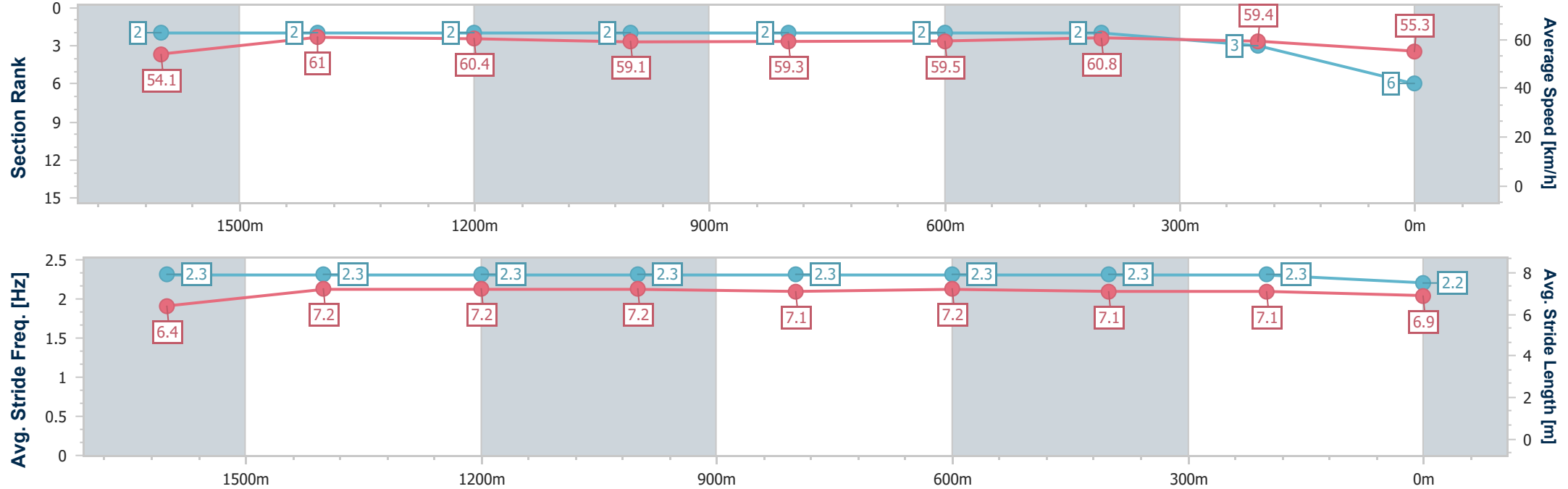
Horse/Jockey Name	Replace The Ace
Final Rank	6
Fastest Section Time (Section)	0:11.79 (1600m)
Top Speed [km/h] (Section)	61.5 (1600m)
Race State	Finished



RockhamptonProfessional  
Race 7: CARSELDINE AIRCONDITIONING BENCHMARK 60  
Handicap - 1835m  
18 December 2025 - 16:07  
Track Rating: Soft 5, Weather: Fine, Rail Position: +7.5 metres  
Entire Course.



Section	Overall	1600m	1400m	1200m	1000m	800m	600m	400m	200m				
Section Times	1:52.85 [6] (0:15.53)	1:37.32 [2] (0:11.79)	1:25.53 [2] (0:11.91)	1:13.62 [2] (0:12.18)	1:01.44 [2] (0:12.08)	0:49.36 [2] (0:12.24)	0:37.12 [2] (0:11.88)	0:25.24 [2] (0:12.11)	0:13.13 [3] (0:13.13)				
Average Speed [km/h]	54.1	61.0	60.4	59.1	59.3	59.5	60.8	59.4	55.3				
Top Speed [km/h]	59.7	61.5	61.1	59.8	60.0	59.8	61.4	60.5	58.1				
Avg. Dist. to Rail [m]	1.9	1.9	1.5	0.7	0.4	1.4	2.6	3.2	3.7				
Avg. Stride Freq. [Hz]	2.3	2.3	2.3	2.3	2.3	2.3	2.3	2.3	2.2				
Avg. Stride Length [m]	6.4	7.2	7.2	7.2	7.1	7.2	7.1	7.1	6.9				





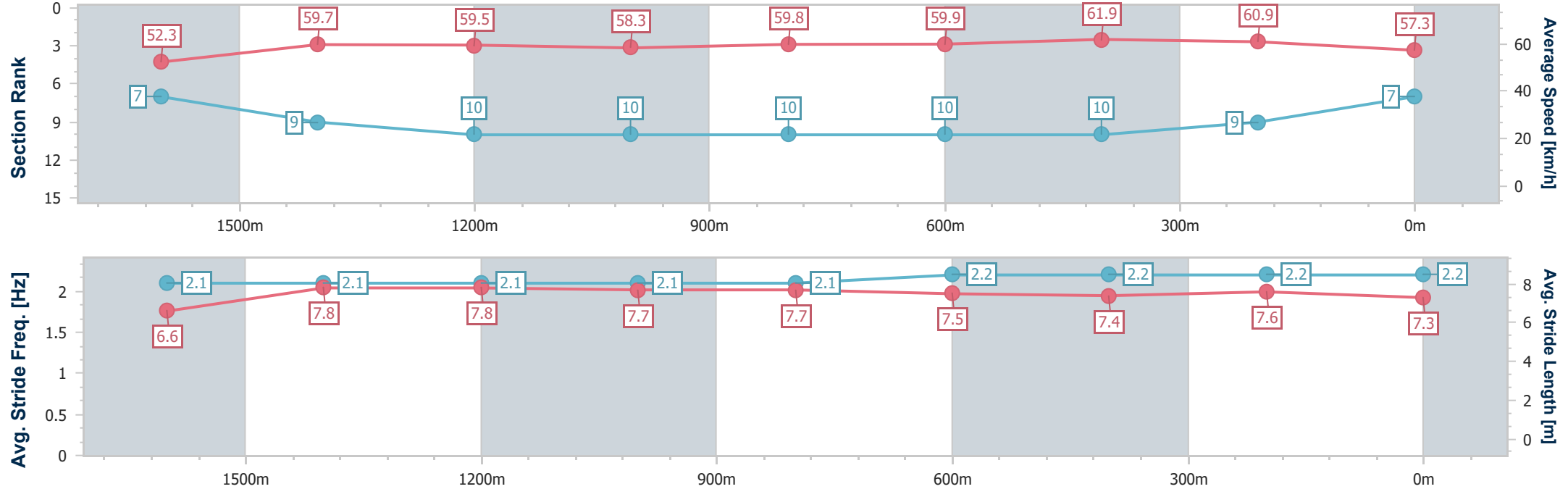
Horse/Jockey Name	Hot Summer
Final Rank	7
Fastest Section Time (Section)	0:11.62 (600m)
Top Speed [km/h] (Section)	63.1 (600m)
Race State	Finished



RockhamptonProfessional  
Race 7: CARSELDINE AIRCONDITIONING BENCHMARK 60  
Handicap - 1835m  
18 December 2025 - 16:07  
Track Rating: Soft 5, Weather: Fine, Rail Position: +7.5 metres  
Entire Course.



Section	Overall	1600m	1400m	1200m	1000m	800m	600m	400m	200m				
Section Times	1:53.01 [7] (0:16.28)	1:36.73 [7] (0:12.04)	1:24.69 [9] (0:12.11)	1:12.58 [10] (0:12.32)	1:00.26 [10] (0:11.99)	0:48.27 [10] (0:12.14)	0:36.13 [10] (0:11.62)	0:24.51 [10] (0:11.83)	0:12.68 [9] (0:12.68)				
Average Speed [km/h]	52.3	59.7	59.5	58.3	59.8	59.9	61.9	60.9	57.3				
Top Speed [km/h]	59.2	60.7	60.5	59.3	61.5	61.6	63.1	62.7	59.3				
Avg. Dist. to Rail [m]	4.2	0.8	0.2	0.8	1.0	1.3	2.3	3.3	4.6				
Avg. Stride Freq. [Hz]	2.1	2.1	2.1	2.1	2.1	2.2	2.2	2.2	2.2				
Avg. Stride Length [m]	6.6	7.8	7.8	7.7	7.7	7.5	7.4	7.6	7.3				





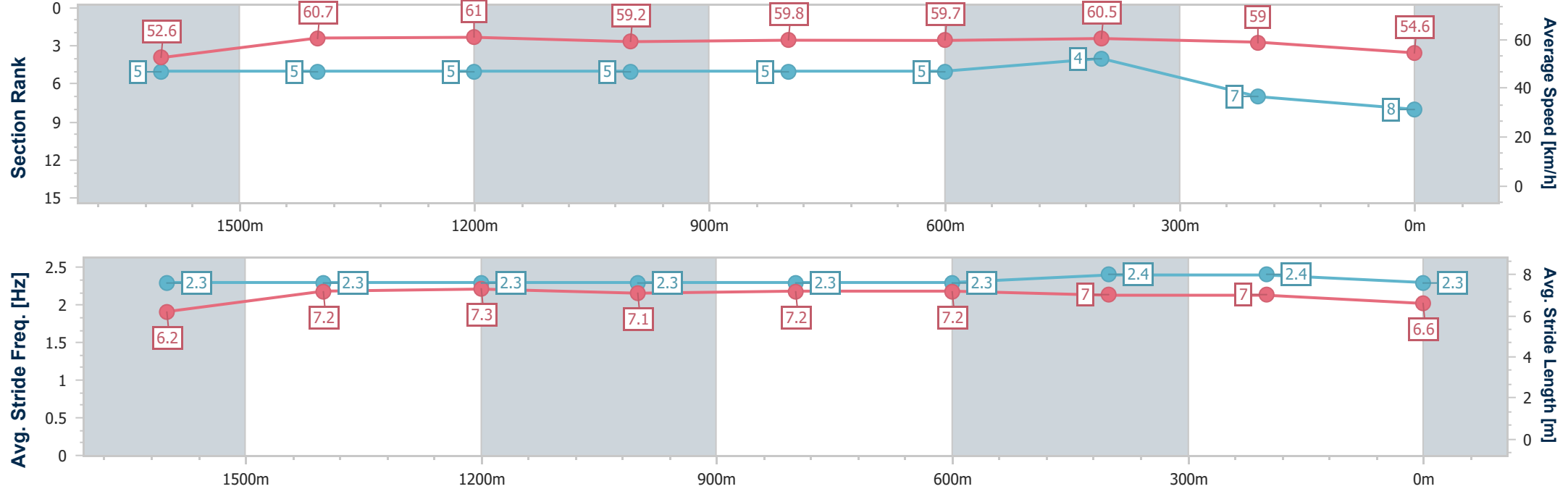
Horse/Jockey Name	Final Comment
Final Rank	8
Fastest Section Time (Section)	0:11.80 (1400m)
Top Speed [km/h] (Section)	61.7 (1400m)
Race State	Finished



RockhamptonProfessional  
Race 7: CARSELDINE AIRCONDITIONING BENCHMARK 60  
Handicap - 1835m  
18 December 2025 - 16:07  
Track Rating: Soft 5, Weather: Fine, Rail Position: +7.5 metres  
Entire Course.



Section	Overall	1600m	1400m	1200m	1000m	800m	600m	400m	200m				
Section Times	1:53.61 [8] (0:15.96)	1:37.65 [5] (0:11.84)	1:25.81 [5] (0:11.80)	1:14.01 [5] (0:12.15)	1:01.86 [5] (0:12.08)	0:49.78 [5] (0:12.34)	0:37.44 [5] (0:11.92)	0:25.52 [4] (0:12.19)	0:13.33 [7] (0:13.33)				
Average Speed [km/h]	52.6	60.7	61.0	59.2	59.8	59.7	60.5	59.0	54.6				
Top Speed [km/h]	59.9	61.3	61.7	60.5	60.7	60.3	61.4	61.4	57.2				
Avg. Dist. to Rail [m]	2.7	2.0	0.9	0.3	0.6	3.1	6.0	6.9	7.3				
Avg. Stride Freq. [Hz]	2.3	2.3	2.3	2.3	2.3	2.3	2.4	2.4	2.3				
Avg. Stride Length [m]	6.2	7.2	7.3	7.1	7.2	7.2	7.0	7.0	6.6				





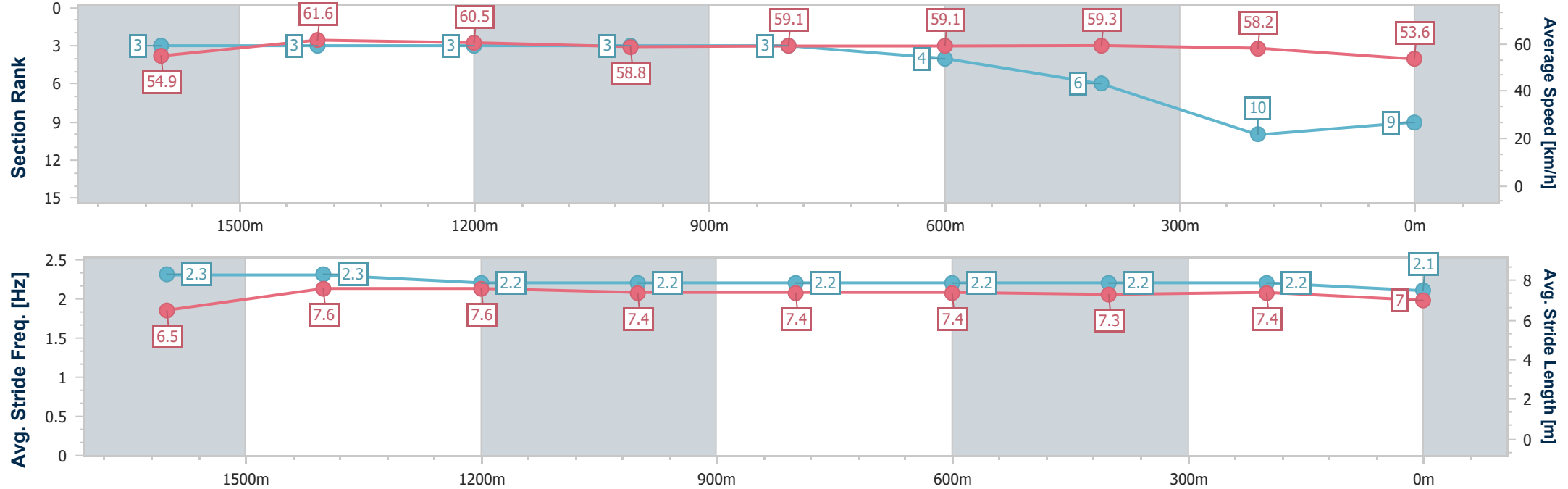
Horse/Jockey Name	Southaven
Final Rank	9
Fastest Section Time (Section)	0:11.66 (1600m)
Top Speed [km/h] (Section)	62.8 (1600m)
Race State	Finished



RockhamptonProfessional  
Race 7: CARSELDINE AIRCONDITIONING BENCHMARK 60  
Handicap - 1835m  
18 December 2025 - 16:07  
Track Rating: Soft 5, Weather: Fine, Rail Position: +7.5 metres  
Entire Course.



Section	Overall	1600m	1400m	1200m	1000m	800m	600m	400m	200m				
Section Times	1:54.12 [9] (0:15.67)	1:38.45 [3] (0:11.66)	1:26.79 [3] (0:11.90)	1:14.89 [3] (0:12.24)	1:02.65 [3] (0:12.17)	0:50.48 [3] (0:12.38)	0:38.10 [4] (0:12.15)	0:25.95 [6] (0:12.39)	0:13.56 [10] (0:13.56)				
Average Speed [km/h]	54.9	61.6	60.5	58.8	59.1	59.1	59.3	58.2	53.6				
Top Speed [km/h]	61.5	62.8	61.1	59.5	60.0	60.0	60.0	60.0	55.7				
Avg. Dist. to Rail [m]	5.3	0.5	0.5	0.3	0.4	2.1	4.2	5.5	4.9				
Avg. Stride Freq. [Hz]	2.3	2.3	2.2	2.2	2.2	2.2	2.2	2.2	2.1				
Avg. Stride Length [m]	6.5	7.6	7.6	7.4	7.4	7.4	7.3	7.4	7.0				





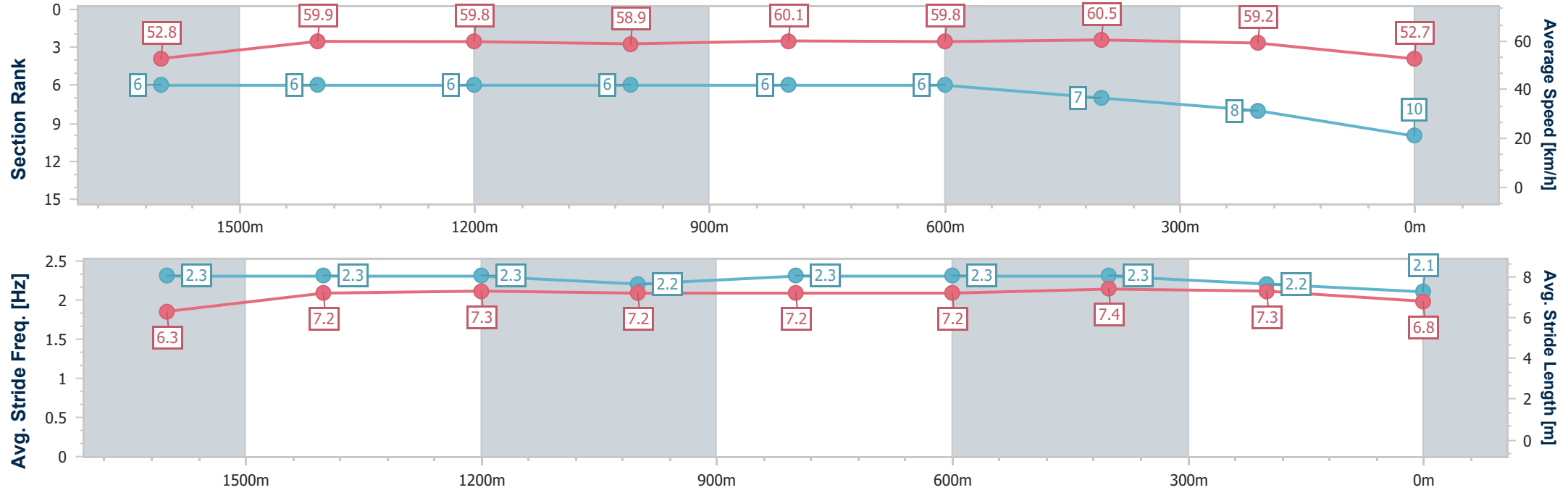
Horse/Jockey Name	Spellmaster
Final Rank	10
Fastest Section Time (Section)	0:11.90 (600m)
Top Speed [km/h] (Section)	61.3 (600m)
Race State	Finished



RockhamptonProfessional  
Race 7: CARSELDINE AIRCONDITIONING BENCHMARK 60  
Handicap - 1835m  
18 December 2025 - 16:07  
Track Rating: Soft 5, Weather: Fine, Rail Position: +7.5 metres  
Entire Course.



Section	Overall	1600m	1400m	1200m	1000m	800m	600m	400m	200m				
Section Times	1:54.12 [10] (0:15.96)	1:38.16 [6] (0:12.00)	1:26.16 [6] (0:12.04)	1:14.12 [6] (0:12.19)	1:01.93 [6] (0:11.93)	0:50.00 [6] (0:12.17)	0:37.83 [6] (0:11.90)	0:25.93 [7] (0:12.13)	0:13.80 [8] (0:13.80)				
Average Speed [km/h]	52.8	59.9	59.8	58.9	60.1	59.8	60.5	59.2	52.7				
Top Speed [km/h]	58.2	60.5	60.4	59.7	60.7	60.9	61.3	61.0	57.4				
Avg. Dist. to Rail [m]	1.1	1.3	1.1	0.9	0.7	1.4	2.2	2.3	2.2				
Avg. Stride Freq. [Hz]	2.3	2.3	2.3	2.2	2.3	2.3	2.3	2.2	2.1				
Avg. Stride Length [m]	6.3	7.2	7.3	7.2	7.2	7.2	7.4	7.3	6.8				





Rockhampton Professional  
Race 8: MAGIC MILLIONS COUNTRY CUP QUALIFIER OPEN Handicap -  
1200m  
18 December 2025 - 16:41



Track Rating: Soft 5, Weather: Fine, Rail Position: +7.5 metres Entire Course.

Section						Overall	1000m	800m	600m	400m	200m	Last 600m				
Field Times						1:08.90 (0:12.66)	0:56.24 (0:10.83)	0:45.41 (0:11.47)	0:33.94 (0:10.97)	0:22.97 (0:10.98)	0:11.99 (0:11.99)	0:33.94				
Rank	TAB	Horse/Jockey	Barrier	Top Speed [km/h]	Fastest Section									Margin	Distance Travelled [m]	
1	3	TRACK TALE	1	68.6	0:10.75	1:08.90 [1]	0:56.16 [2]	0:45.41 [1]	0:33.94 [1]	0:22.93 [2]	0:11.87 [2]	1:08.90	0:33.94			
		Jai Williams		Overall	1000m	(0:12.74)	(0:10.75)	(0:11.47)	(0:11.01)	(0:11.06)	(0:11.87)					
2	4	LETMELETGO	11	68.9	0:10.86	1:09.06 [2]	0:56.31 [3]	0:45.32 [3]	0:33.80 [3]	0:22.94 [3]	0:11.99 [3]	0.96L	0:33.80	+3		
		Ashley Butler		Overall	600m	(0:12.75)	(0:10.99)	(0:11.52)	(0:10.86)	(0:10.95)	(0:11.99)					
3	8	ASTRA STAR	3	67.8	0:10.86	1:09.09 [3]	0:56.04 [5]	0:45.06 [5]	0:33.58 [6]	0:22.72 [5]	0:11.85 [4]	1.13L	0:33.58	+1		
		Sean Cormack		1000m	600m	(0:13.05)	(0:10.98)	(0:11.48)	(0:10.86)	(0:10.87)	(0:11.85)					
4	2	CHERRY ROSE	10	68.5	0:10.91	1:09.33 [4]	0:56.67 [1]	0:45.76 [2]	0:34.31 [2]	0:23.40 [1]	0:12.42 [1]	2.53L	0:34.31	+3		
		Justin Huxtable		Overall	1000m	(0:12.66)	(0:10.91)	(0:11.45)	(0:10.91)	(0:10.98)	(0:12.42)					
5	1	MASTER MONTARO	4	68.6	0:10.83	1:09.57 [5]	0:56.68 [4]	0:45.70 [4]	0:34.28 [4]	0:23.45 [4]	0:12.27 [5]	3.97L	0:34.28	-3		
		Aidan Holt		Overall	600m	(0:12.89)	(0:10.98)	(0:11.42)	(0:10.83)	(0:11.18)	(0:12.27)					
6	5	MEDIA EMPIRE	7	67.4	0:10.86	1:09.61 [6]	0:56.28 [8]	0:45.07 [8]	0:33.76 [8]	0:22.87 [8]	0:12.01 [6]	4.2L	0:33.76	+2		
		Warwick Satherley		400m	400m	(0:13.33)	(0:11.21)	(0:11.31)	(0:10.89)	(0:10.86)	(0:12.01)					
7	7	CAPTAIN FOX	2	67.3	0:10.95	1:09.68 [7]	0:56.37 [7]	0:45.34 [7]	0:33.99 [7]	0:23.04 [7]	0:11.99 [7]	4.62L	0:33.99	-2		
		Amy Graham		600m	600m	(0:13.31)	(0:11.03)	(0:11.35)	(0:10.95)	(0:11.05)	(0:11.99)					
8	6	MOENAVE	8	67.4	0:10.85	1:09.82 [8]	0:56.01 [11]	0:44.90 [11]	0:33.60 [11]	0:22.70 [11]	0:11.85 [10]	5.4L	0:33.60	+3		
		Jackson Murphy		600m	400m	(0:13.81)	(0:11.11)	(0:11.30)	(0:10.90)	(0:10.85)	(0:11.85)					
9	11	FROSTY BEAR	5	66.8	0:11.00	1:09.85 [9]	0:56.33 [9]	0:45.26 [9]	0:33.96 [9]	0:22.96 [9]	0:11.92 [9]	5.6L	0:33.96	-2		
		Jason Taylor		Overall	600m	(0:13.52)	(0:11.07)	(0:11.30)	(0:11.00)	(0:11.04)	(0:11.92)					
10	10	BUNGARRIBEE LAD	9	68.4	0:10.79	1:09.89 [10]	0:56.65 [6]	0:45.86 [6]	0:34.40 [5]	0:23.30 [6]	0:12.18 [8]	5.86L	0:34.40	+5		
		Nikki Olzard		1000m	1000m	(0:13.24)	(0:10.79)	(0:11.46)	(0:11.10)	(0:11.12)	(0:12.18)					



RockhamptonProfessional  
Race 8: MAGIC MILLIONS COUNTRY CUP QUALIFIER OPEN Handicap -  
1200m

18 December 2025 - 16:41



Track Rating: Soft 5, Weather: Fine, Rail Position: +7.5 metres Entire Course.

Section					Overall	1000m	800m	600m	400m	200m	Last 600m			
Field Times					1:08.90 (0:12.66)	0:56.24 (0:10.83)	0:45.41 (0:11.47)	0:33.94 (0:10.97)	0:22.97 (0:10.98)	0:11.99 (0:11.99)	0:33.94			
Rank	TAB	Horse/Jockey	Barrier	Top Speed [km/h]	Fastest Section						Margin	Distance Travelled [m]		
11	9	IMAGINE THAT	6	67.8	0:10.86	1:10.36 [11]	0:56.79 [10]	0:45.66 [10]	0:34.29 [10]	0:23.43 [10]	0:12.38 [11]	8.6L	0:34.29	+6
		Adam Sewell		1000m	600m	(0:13.57)	(0:11.13)	(0:11.37)	(0:10.86)	(0:11.05)	(0:12.38)			





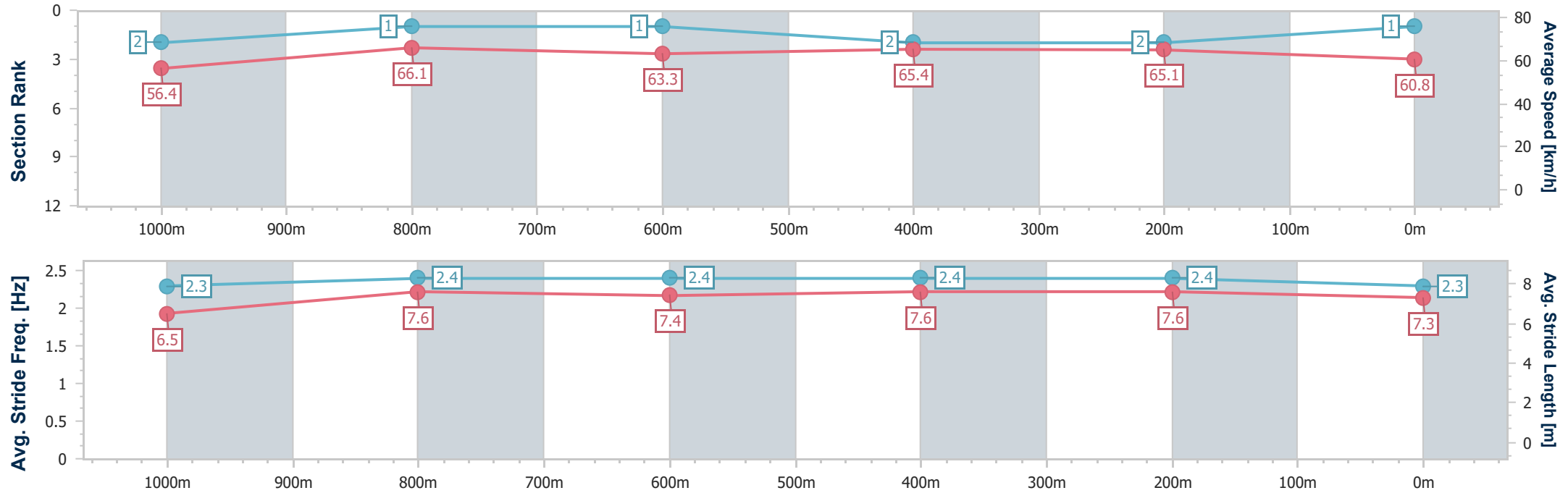
Horse/Jockey Name	Track Tale
Final Rank	1
Fastest Section Time (Section)	0:10.75 (1000m)
Top Speed [km/h] (Section)	68.6 (Overall)
Race State	Finished



RockhamptonProfessional  
Race 8: MAGIC MILLIONS COUNTRY CUP QUALIFIER OPEN  
Handicap - 1200m  
18 December 2025 - 16:41  
Track Rating: Soft 5, Weather: Fine, Rail Position: +7.5 metres  
Entire Course.



Section	Overall	1000m	800m	600m	400m	200m								
Section Times	1:08.90 [1] (0:12.74)	0:56.16 [2] (0:10.75)	0:45.41 [1] (0:11.47)	0:33.94 [1] (0:11.01)	0:22.93 [2] (0:11.06)	0:11.87 [2] (0:11.87)								
Average Speed [km/h]	56.4	66.1	63.3	65.4	65.1	60.8								
Top Speed [km/h]	68.6	68.5	63.8	67.0	66.6	64.1								
Avg. Dist. to Rail [m]	2.5	2.0	1.0	3.1	3.2	3.0								
Avg. Stride Freq. [Hz]	2.3	2.4	2.4	2.4	2.4	2.3								
Avg. Stride Length [m]	6.5	7.6	7.4	7.6	7.6	7.3								





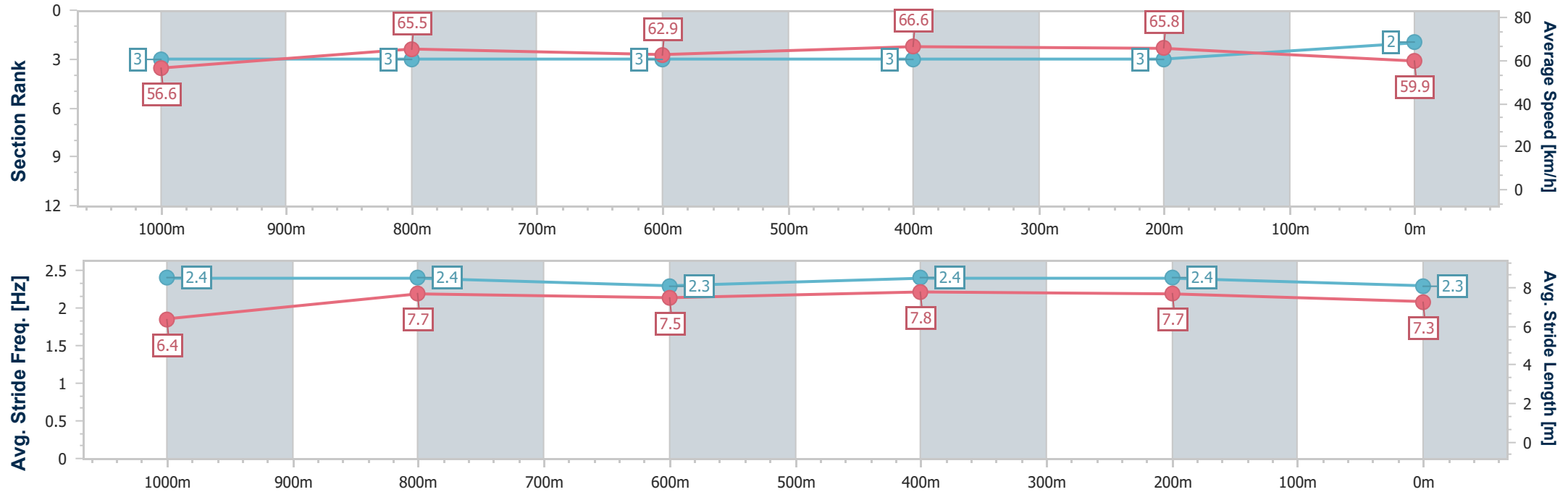
Horse/Jockey Name	Letmeletgo
Final Rank	2
Fastest Section Time (Section)	0:10.86 (600m)
Top Speed [km/h] (Section)	68.9 (Overall)
Race State	Finished



RockhamptonProfessional  
Race 8: MAGIC MILLIONS COUNTRY CUP QUALIFIER OPEN  
Handicap - 1200m  
18 December 2025 - 16:41  
Track Rating: Soft 5, Weather: Fine, Rail Position: +7.5 metres  
Entire Course.



Section	Overall	1000m	800m	600m	400m	200m							
Section Times	1:09.06 [2] (0:12.75)	0:56.31 [3] (0:10.99)	0:45.32 [3] (0:11.52)	0:33.80 [3] (0:10.86)	0:22.94 [3] (0:10.95)	0:11.99 [3] (0:11.99)							
Average Speed [km/h]	56.6	65.5	62.9	66.6	65.8	59.9							
Top Speed [km/h]	68.9	68.3	64.9	67.9	67.8	62.9							
Avg. Dist. to Rail [m]	4.2	0.4	1.1	3.2	4.3	5.1							
Avg. Stride Freq. [Hz]	2.4	2.4	2.3	2.4	2.4	2.3							
Avg. Stride Length [m]	6.4	7.7	7.5	7.8	7.7	7.3							





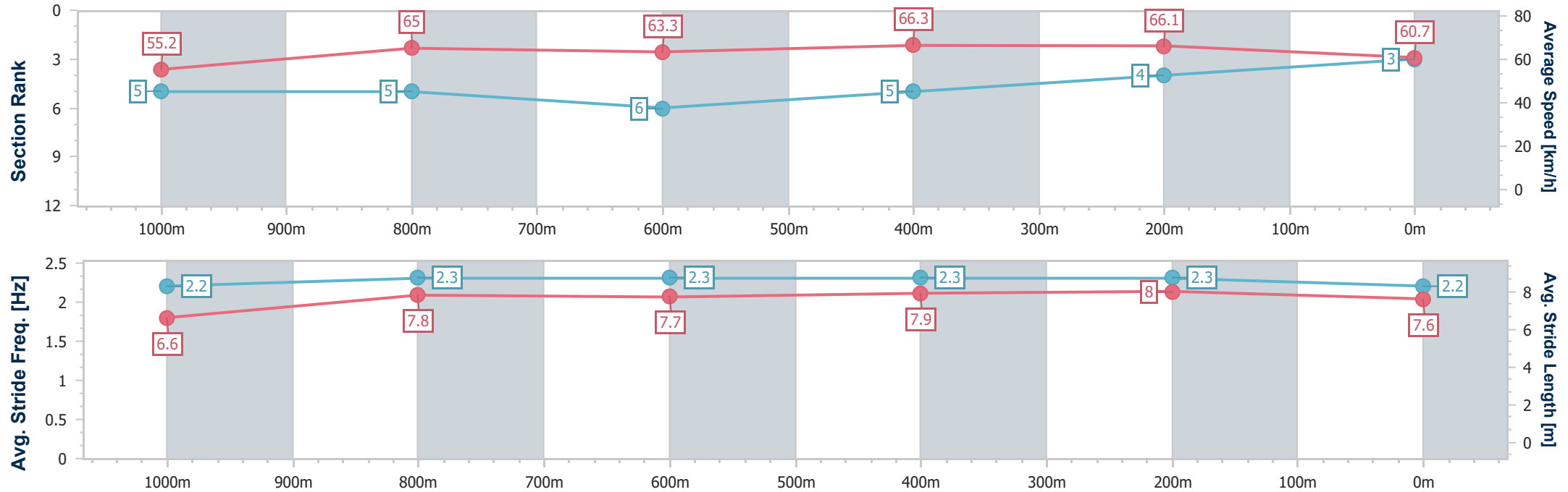
Horse/Jockey Name	Astra Star
Final Rank	3
Fastest Section Time (Section)	0:10.86 (600m)
Top Speed [km/h] (Section)	67.8 (1000m)
Race State	Finished



RockhamptonProfessional  
Race 8: MAGIC MILLIONS COUNTRY CUP QUALIFIER OPEN  
Handicap - 1200m  
18 December 2025 - 16:41  
Track Rating: Soft 5, Weather: Fine, Rail Position: +7.5 metres  
Entire Course.



Section	Overall	1000m	800m	600m	400m	200m								
Section Times	1:09.09 [3] (0:13.05)	0:56.04 [5] (0:10.98)	0:45.06 [5] (0:11.48)	0:33.58 [6] (0:10.86)	0:22.72 [5] (0:10.87)	0:11.85 [4] (0:11.85)								
Average Speed [km/h]	55.2	65.0	63.3	66.3	66.1	60.7								
Top Speed [km/h]	67.5	67.8	64.5	67.4	67.8	64.5								
Avg. Dist. to Rail [m]	1.4	1.6	0.8	2.6	3.3	1.7								
Avg. Stride Freq. [Hz]	2.2	2.3	2.3	2.3	2.3	2.2								
Avg. Stride Length [m]	6.6	7.8	7.7	7.9	8.0	7.6								





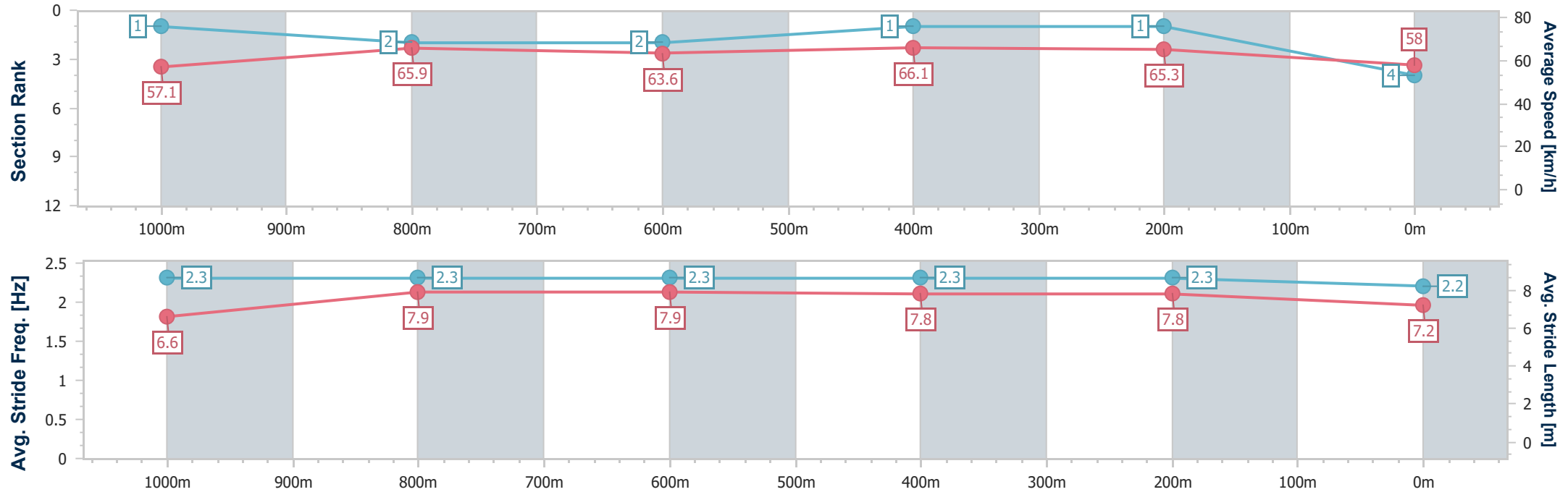
Horse/Jockey Name	Cherry Rose
Final Rank	4
Fastest Section Time (Section)	0:10.91 (1000m)
Top Speed [km/h] (Section)	68.5 (Overall)
Race State	Finished



RockhamptonProfessional  
Race 8: MAGIC MILLIONS COUNTRY CUP QUALIFIER OPEN  
Handicap - 1200m  
18 December 2025 - 16:41  
Track Rating: Soft 5, Weather: Fine, Rail Position: +7.5 metres  
Entire Course.



Section	Overall	1000m	800m	600m	400m	200m							
Section Times	1:09.33 [4] (0:12.66)	0:56.67 [1] (0:10.91)	0:45.76 [2] (0:11.45)	0:34.31 [2] (0:10.91)	0:23.40 [1] (0:10.98)	0:12.42 [1] (0:12.42)							
Average Speed [km/h]	57.1	65.9	63.6	66.1	65.3	58.0							
Top Speed [km/h]	68.5	67.3	64.5	67.5	67.7	62.7							
Avg. Dist. to Rail [m]	2.8	0.5	1.6	3.5	3.7	3.9							
Avg. Stride Freq. [Hz]	2.3	2.3	2.3	2.3	2.3	2.2							
Avg. Stride Length [m]	6.6	7.9	7.9	7.8	7.8	7.2							





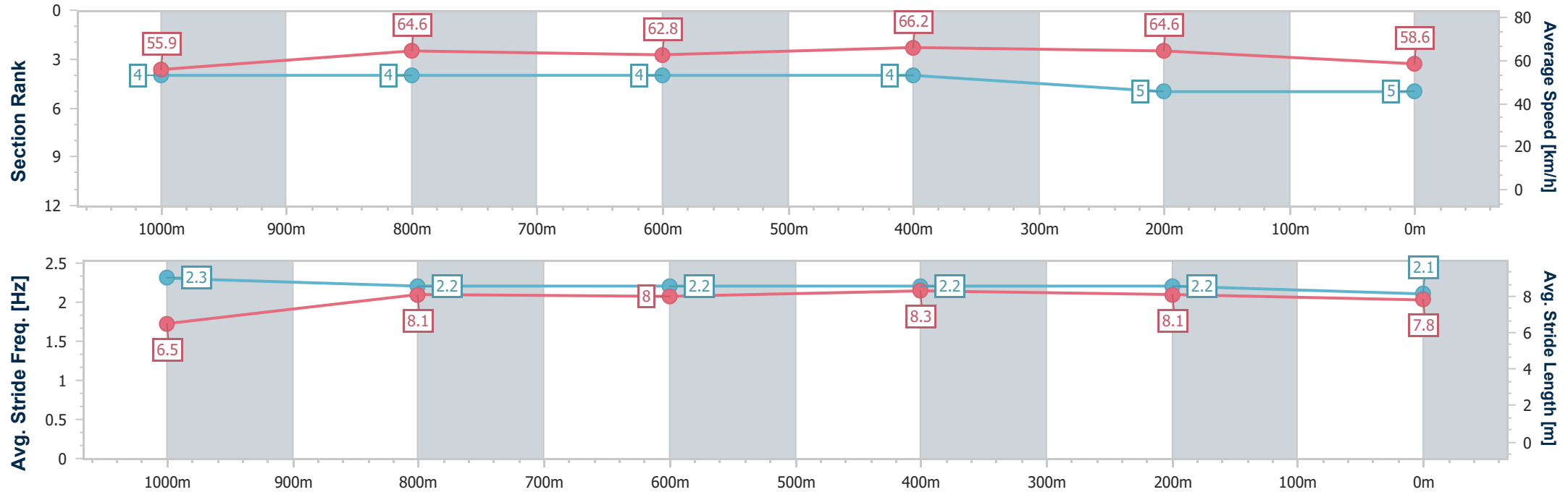
Horse/Jockey Name	Master Montaro
Final Rank	5
Fastest Section Time (Section)	0:10.83 (600m)
Top Speed [km/h] (Section)	68.6 (Overall)
Race State	Finished



RockhamptonProfessional  
Race 8: MAGIC MILLIONS COUNTRY CUP QUALIFIER OPEN  
Handicap - 1200m  
18 December 2025 - 16:41  
Track Rating: Soft 5, Weather: Fine, Rail Position: +7.5 metres  
Entire Course.



Section	Overall	1000m	800m	600m	400m	200m								
Section Times	1:09.57 [5] (0:12.89)	0:56.68 [4] (0:10.98)	0:45.70 [4] (0:11.42)	0:34.28 [4] (0:10.83)	0:23.45 [4] (0:11.18)	0:12.27 [5] (0:12.27)								
Average Speed [km/h]	55.9	64.6	62.8	66.2	64.6	58.6								
Top Speed [km/h]	68.6	68.4	64.1	67.8	67.4	62.2								
Avg. Dist. to Rail [m]	0.6	1.6	0.8	0.6	1.7	2.0								
Avg. Stride Freq. [Hz]	2.3	2.2	2.2	2.2	2.2	2.1								
Avg. Stride Length [m]	6.5	8.1	8.0	8.3	8.1	7.8								





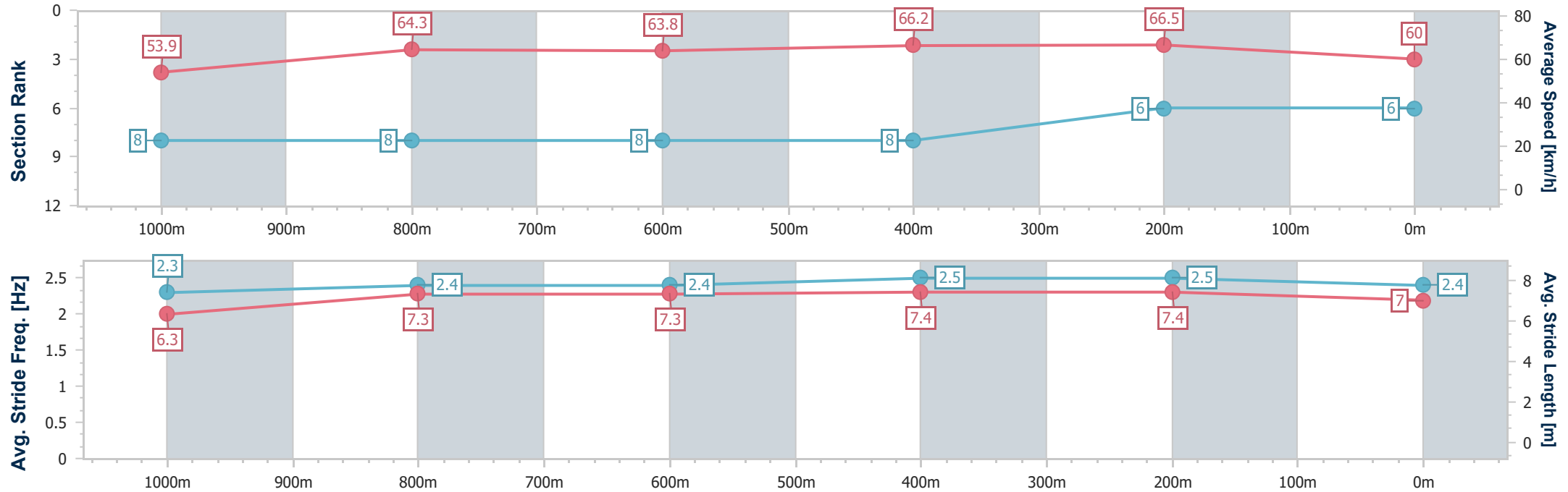
Horse/Jockey Name	Media Empire
Final Rank	6
Fastest Section Time (Section)	0:10.86 (400m)
Top Speed [km/h] (Section)	67.4 (400m)
Race State	Finished



RockhamptonProfessional  
Race 8: MAGIC MILLIONS COUNTRY CUP QUALIFIER OPEN  
Handicap - 1200m  
18 December 2025 - 16:41  
Track Rating: Soft 5, Weather: Fine, Rail Position: +7.5 metres  
Entire Course.



Section	Overall	1000m	800m	600m	400m	200m								
Section Times	1:09.61 [6] (0:13.33)	0:56.28 [8] (0:11.21)	0:45.07 [8] (0:11.31)	0:33.76 [8] (0:10.89)	0:22.87 [8] (0:10.86)	0:12.01 [6] (0:12.01)								
Average Speed [km/h]	53.9	64.3	63.8	66.2	66.5	60.0								
Top Speed [km/h]	67.2	67.2	65.0	67.3	67.4	64.2								
Avg. Dist. to Rail [m]	0.9	0.4	0.5	3.1	4.4	4.1								
Avg. Stride Freq. [Hz]	2.3	2.4	2.4	2.5	2.5	2.4								
Avg. Stride Length [m]	6.3	7.3	7.3	7.4	7.4	7.0								



[ ] Ranking at each section and finish  
-.-.- No data available at this section  
NA No data available



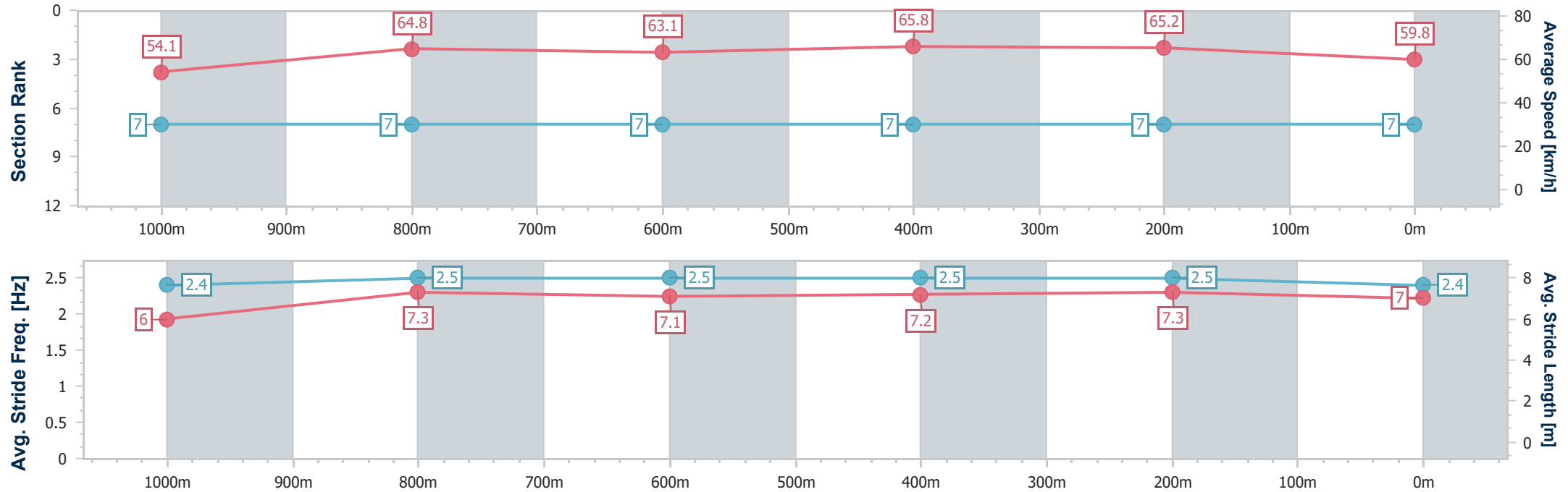
Horse/Jockey Name	Captain Fox
Final Rank	7
Fastest Section Time (Section)	0:10.95 (600m)
Top Speed [km/h] (Section)	67.3 (600m)
Race State	Finished



RockhamptonProfessional  
Race 8: MAGIC MILLIONS COUNTRY CUP QUALIFIER OPEN  
Handicap - 1200m  
18 December 2025 - 16:41  
Track Rating: Soft 5, Weather: Fine, Rail Position: +7.5 metres  
Entire Course.



Section	Overall	1000m	800m	600m	400m	200m								
Section Times	1:09.68 [7] (0:13.31)	0:56.37 [7] (0:11.03)	0:45.34 [7] (0:11.35)	0:33.99 [7] (0:10.95)	0:23.04 [7] (0:11.05)	0:11.99 [7] (0:11.99)								
Average Speed [km/h]	54.1	64.8	63.1	65.8	65.2	59.8								
Top Speed [km/h]	65.9	67.0	65.0	67.3	67.0	63.7								
Avg. Dist. to Rail [m]	1.4	1.2	0.8	1.5	2.7	3.0								
Avg. Stride Freq. [Hz]	2.4	2.5	2.5	2.5	2.5	2.4								
Avg. Stride Length [m]	6.0	7.3	7.1	7.2	7.3	7.0								





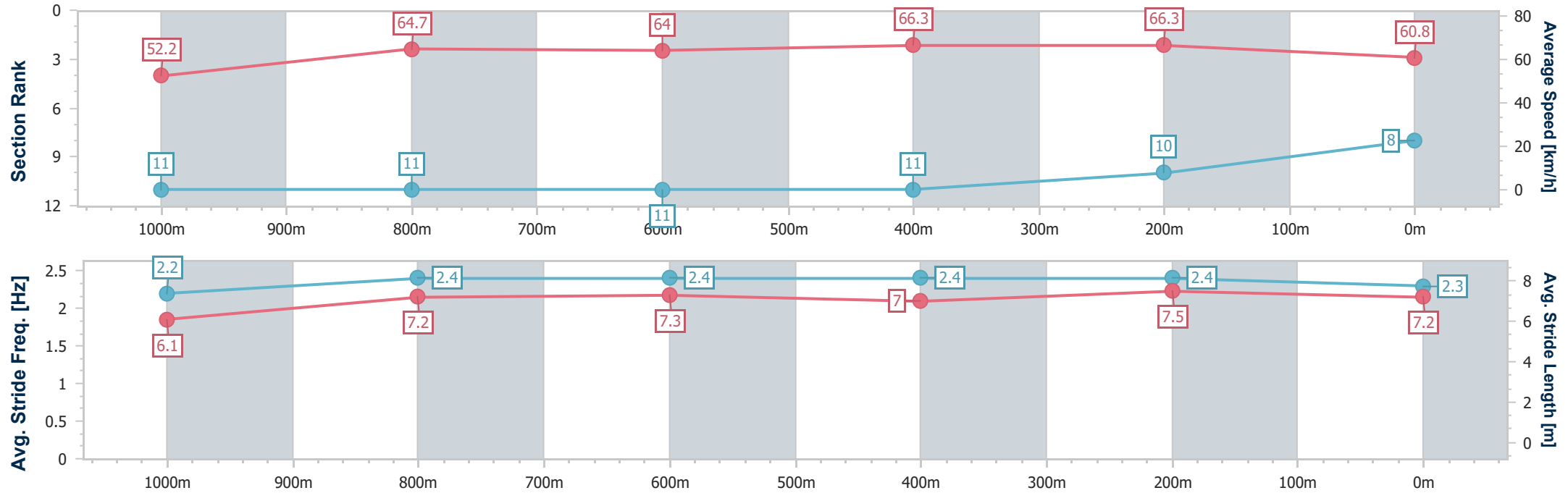
Horse/Jockey Name	Moenave
Final Rank	8
Fastest Section Time (Section)	0:10.85 (400m)
Top Speed [km/h] (Section)	67.4 (600m)
Race State	Finished



RockhamptonProfessional  
Race 8: MAGIC MILLIONS COUNTRY CUP QUALIFIER OPEN  
Handicap - 1200m  
18 December 2025 - 16:41  
Track Rating: Soft 5, Weather: Fine, Rail Position: +7.5 metres  
Entire Course.



Section	Overall	1000m	800m	600m	400m	200m								
Section Times	1:09.82 [8] (0:13.81)	0:56.01 [11] (0:11.11)	0:44.90 [11] (0:11.30)	0:33.60 [11] (0:10.90)	0:22.70 [11] (0:10.85)	0:11.85 [10] (0:11.85)								
Average Speed [km/h]	52.2	64.7	64.0	66.3	66.3	60.8								
Top Speed [km/h]	64.5	65.7	65.1	67.4	67.2	64.6								
Avg. Dist. to Rail [m]	1.8	0.4	1.3	2.0	2.2	2.9								
Avg. Stride Freq. [Hz]	2.2	2.4	2.4	2.4	2.4	2.3								
Avg. Stride Length [m]	6.1	7.2	7.3	7.0	7.5	7.2								



[ ] Ranking at each section and finish  
-.-.- No data available at this section  
NA No data available





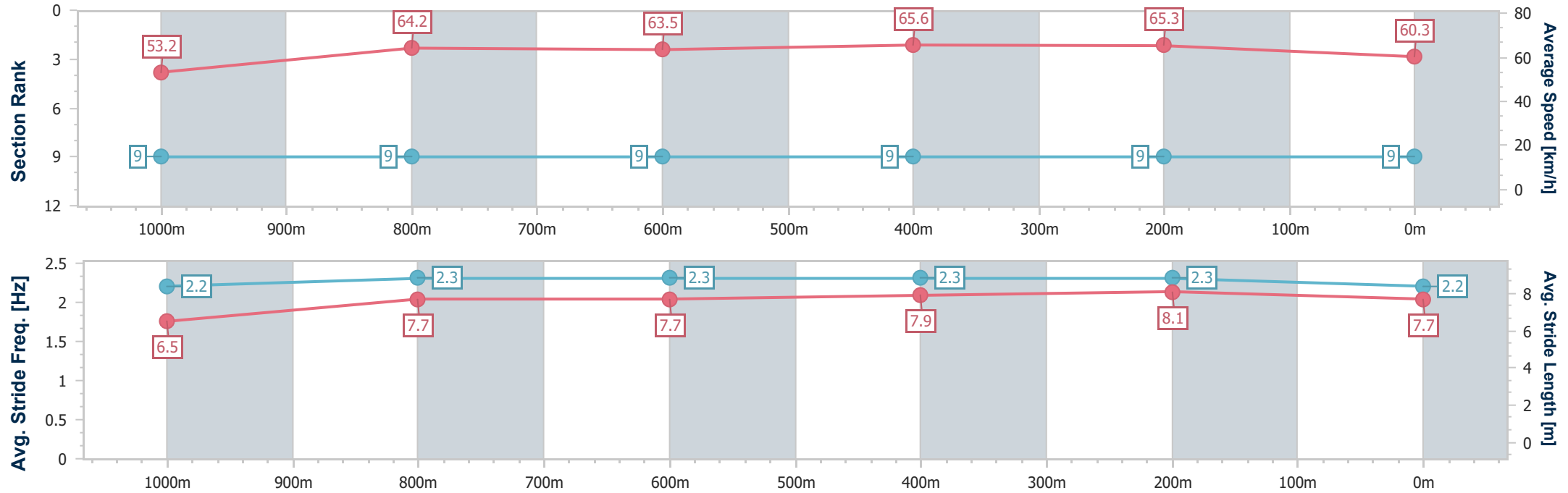
Horse/Jockey Name	Frosty Bear
Final Rank	9
Fastest Section Time (Section)	0:11.00 (600m)
Top Speed [km/h] (Section)	66.8 (Overall)
Race State	Finished



RockhamptonProfessional  
Race 8: MAGIC MILLIONS COUNTRY CUP QUALIFIER OPEN  
Handicap - 1200m  
18 December 2025 - 16:41  
Track Rating: Soft 5, Weather: Fine, Rail Position: +7.5 metres  
Entire Course.



Section	Overall	1000m	800m	600m	400m	200m							
Section Times	1:09.85 [9] (0:13.52)	0:56.33 [9] (0:11.07)	0:45.26 [9] (0:11.30)	0:33.96 [9] (0:11.00)	0:22.96 [9] (0:11.04)	0:11.92 [9] (0:11.92)							
Average Speed [km/h]	53.2	64.2	63.5	65.6	65.3	60.3							
Top Speed [km/h]	66.8	66.8	64.6	66.6	66.6	62.9							
Avg. Dist. to Rail [m]	1.1	1.8	0.5	1.4	2.6	3.8							
Avg. Stride Freq. [Hz]	2.2	2.3	2.3	2.3	2.3	2.2							
Avg. Stride Length [m]	6.5	7.7	7.7	7.9	8.1	7.7							



[ ] Ranking at each section and finish  
-.-.- No data available at this section  
NA No data available



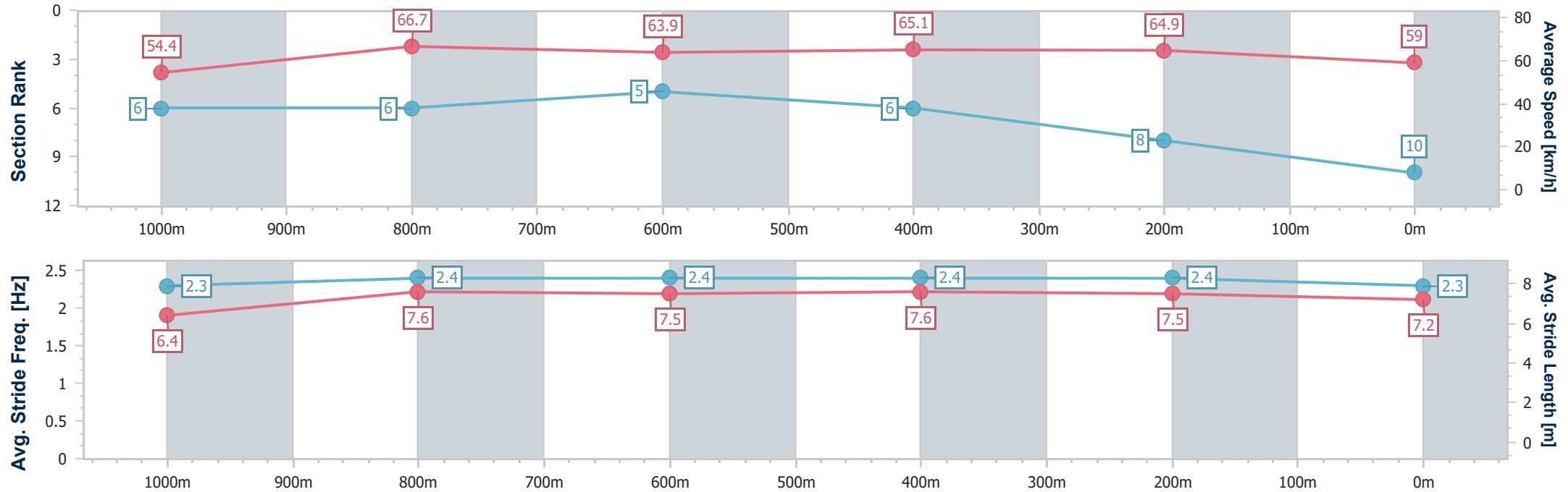
Horse/Jockey Name	Bungarabee Lad
Final Rank	10
Fastest Section Time (Section)	0:10.79 (1000m)
Top Speed [km/h] (Section)	68.4 (1000m)
Race State	Finished



RockhamptonProfessional  
Race 8: MAGIC MILLIONS COUNTRY CUP QUALIFIER OPEN  
Handicap - 1200m  
18 December 2025 - 16:41  
Track Rating: Soft 5, Weather: Fine, Rail Position: +7.5 metres  
Entire Course.



Section	Overall	1000m	800m	600m	400m	200m								
Section Times	1:09.89 [10] (0:13.24)	0:56.65 [6] (0:10.79)	0:45.86 [6] (0:11.46)	0:34.40 [5] (0:11.10)	0:23.30 [6] (0:11.12)	0:12.18 [8] (0:12.18)								
Average Speed [km/h]	54.4	66.7	63.9	65.1	64.9	59.0								
Top Speed [km/h]	68.0	68.4	65.9	66.4	66.3	62.9								
Avg. Dist. to Rail [m]	2.6	0.3	2.3	4.6	5.5	5.7								
Avg. Stride Freq. [Hz]	2.3	2.4	2.4	2.4	2.4	2.3								
Avg. Stride Length [m]	6.4	7.6	7.5	7.6	7.5	7.2								





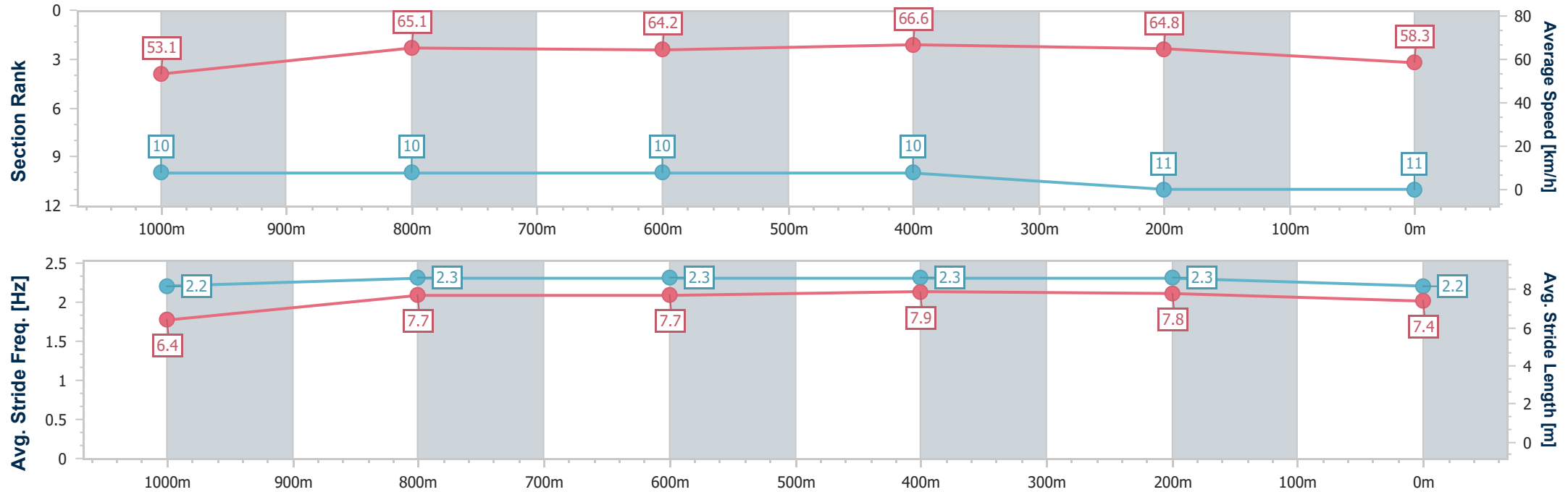
Horse/Jockey Name	Imagine That
Final Rank	11
Fastest Section Time (Section)	0:10.86 (600m)
Top Speed [km/h] (Section)	67.8 (1000m)
Race State	Finished



RockhamptonProfessional  
Race 8: MAGIC MILLIONS COUNTRY CUP QUALIFIER OPEN  
Handicap - 1200m  
18 December 2025 - 16:41  
Track Rating: Soft 5, Weather: Fine, Rail Position: +7.5 metres  
Entire Course.



Section	Overall	1000m	800m	600m	400m	200m							
Section Times	1:10.36 [11] (0:13.57)	0:56.79 [10] (0:11.13)	0:45.66 [10] (0:11.37)	0:34.29 [10] (0:10.86)	0:23.43 [10] (0:11.05)	0:12.38 [11] (0:12.38)							
Average Speed [km/h]	53.1	65.1	64.2	66.6	64.8	58.3							
Top Speed [km/h]	66.8	67.8	64.9	67.6	67.2	62.3							
Avg. Dist. to Rail [m]	0.2	1.1	2.0	4.0	5.1	5.8							
Avg. Stride Freq. [Hz]	2.2	2.3	2.3	2.3	2.3	2.2							
Avg. Stride Length [m]	6.4	7.7	7.7	7.9	7.8	7.4							





Rockhampton Professional  
Race 9: CHESS ELECTRICS Class 3 Plate - 1200m  
18 December 2025 - 17:20



Track Rating: Soft 5, Weather: Fine, Rail Position: +7.5 metres Entire Course.

Section		Field Times				Overall	1000m	800m	600m	400m	200m	Last 600m		
						1:09.69 (0:12.93)	0:56.76 (0:10.78)	0:45.98 (0:11.39)	0:34.59 (0:11.13)	0:23.46 (0:11.34)	0:12.12 (0:12.12)	0:34.59		
Rank	TAB	Horse/Jockey	Barrier	Top Speed [km/h]	Fastest Section							Margin	Distance Travelled [m]	
1	11	RED BEAUTY	1	66.6	0:10.94	1:09.69 [1]	0:56.31 [7]	0:45.37 [6]	0:34.08 [5]	0:23.09 [5]	0:11.91 [3]	1:09.69	0:34.08	
		Chris McIver		600m	1000m	(0:13.38)	(0:10.94)	(0:11.29)	(0:10.99)	(0:11.18)	(0:11.91)			
2	8	FLYING ANIMO	3	67.1	0:11.02	1:09.82 [2]	0:56.83 [2]	0:45.81 [4]	0:34.48 [3]	0:23.40 [3]	0:12.09 [2]	0.77L	0:34.48	+0
		Jai Williams		1000m	1000m	(0:12.99)	(0:11.02)	(0:11.33)	(0:11.08)	(0:11.31)	(0:12.09)			
3	2	MISSISSIPPI MORN	7	67.1	0:10.78	1:09.90 [3]	0:56.97 [1]	0:46.19 [1]	0:34.80 [1]	0:23.67 [1]	0:12.33 [1]	1.19L	0:34.80	+1
		Gabrielle Semmens		Overall	1000m	(0:12.93)	(0:10.78)	(0:11.39)	(0:11.13)	(0:11.34)	(0:12.33)			
4	9	NEW LEVEL	4	67.4	0:10.94	1:10.15 [4]	0:56.81 [6]	0:45.87 [5]	0:34.46 [8]	0:23.50 [6]	0:12.34 [5]	2.66L	0:34.46	+6
		Warwick Satherley		1000m	1000m	(0:13.34)	(0:10.94)	(0:11.41)	(0:10.96)	(0:11.16)	(0:12.34)			
5	4	SILVER HAMMER	11	66.4	0:10.88	1:10.45 [5]	0:56.47 [10]	0:45.51 [10]	0:34.49 [9]	0:23.61 [9]	0:12.41 [6]	4.44L	0:34.49	+1
		Tahlia Fenlon		600m	600m	(0:13.98)	(0:10.96)	(0:11.02)	(0:10.88)	(0:11.20)	(0:12.41)			
6	3	RUSH HOUR	9	68.5	0:10.70	1:10.63 [6]	0:57.48 [4]	0:46.78 [2]	0:35.47 [2]	0:24.35 [2]	0:12.84 [4]	5.5L	0:35.47	+4
		Maddie Mankelow		1000m	1000m	(0:13.15)	(0:10.70)	(0:11.31)	(0:11.12)	(0:11.51)	(0:12.84)			
7	5	SUJEED	8	66.8	0:11.04	1:10.71 [7]	0:57.39 [5]	0:46.35 [7]	0:35.07 [6]	0:24.02 [7]	0:12.60 [8]	5.97L	0:35.07	+8
		Amy Graham		800m	1000m	(0:13.32)	(0:11.04)	(0:11.28)	(0:11.05)	(0:11.42)	(0:12.60)			
8	6	THE PUNISHER	2	67.3	0:10.78	1:11.32 [8]	0:57.73 [8]	0:46.95 [8]	0:35.65 [7]	0:24.57 [8]	0:13.24 [7]	9.59L	0:35.65	-1
		Aidan Holt		1000m	1000m	(0:13.59)	(0:10.78)	(0:11.30)	(0:11.08)	(0:11.33)	(0:13.24)			
9	10	MICROWAVE JENNY	5	66.1	0:10.94	1:11.77 [9]	0:58.14 [9]	0:47.20 [9]	0:35.76 [10]	0:24.57 [10]	0:12.85 [10]	12.2L	0:35.76	+6
		Jackson Murphy		1000m	1000m	(0:13.63)	(0:10.94)	(0:11.44)	(0:11.19)	(0:11.72)	(0:12.85)			
10	12	BETTERLUCKNEXTTIME	6	66.2	0:10.93	1:12.08 [10]	0:59.04 [3]	0:48.11 [3]	0:36.71 [4]	0:25.51 [4]	0:13.56 [9]	14.01L	0:36.71	+5
		Georgina Cartwright		Overall	1000m	(0:13.04)	(0:10.93)	(0:11.40)	(0:11.20)	(0:11.95)	(0:13.56)			

Did Not Finish: Universal Harmony (#7)

Scratched: Canny Be Better (#1), Kick It Baby (#13)



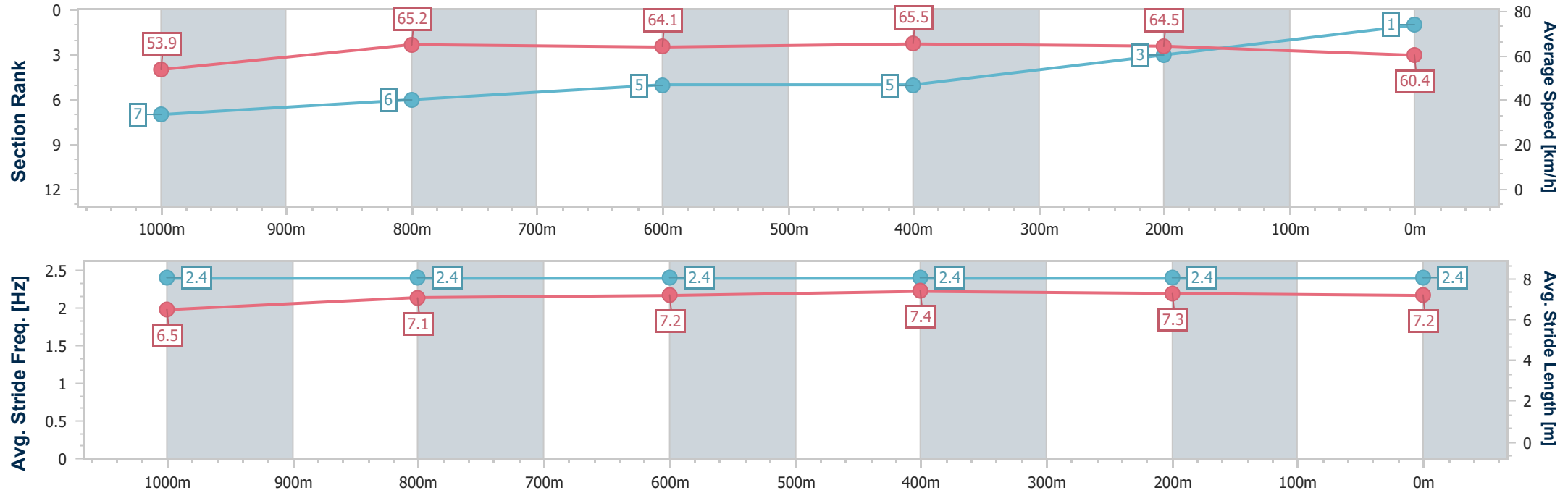
Horse/Jockey Name	Red Beauty
Final Rank	1
Fastest Section Time (Section)	0:10.94 (1000m)
Top Speed [km/h] (Section)	66.6 (600m)
Race State	Finished



RockhamptonProfessional  
Race 9: CHESS ELECTRICS Class 3 Plate - 1200m  
18 December 2025 - 17:20  
Track Rating: Soft 5, Weather: Fine, Rail Position: +7.5 metres  
Entire Course.



Section	Overall	1000m	800m	600m	400m	200m								
Section Times	1:09.69 [1] (0:13.38)	0:56.31 [7] (0:10.94)	0:45.37 [6] (0:11.29)	0:34.08 [5] (0:10.99)	0:23.09 [5] (0:11.18)	0:11.91 [3] (0:11.91)								
Average Speed [km/h]	53.9	65.2	64.1	65.5	64.5	60.4								
Top Speed [km/h]	65.6	65.8	64.9	66.6	65.8	62.1								
Avg. Dist. to Rail [m]	1.5	1.3	1.2	3.2	4.9	4.4								
Avg. Stride Freq. [Hz]	2.4	2.4	2.4	2.4	2.4	2.4								
Avg. Stride Length [m]	6.5	7.1	7.2	7.4	7.3	7.2								





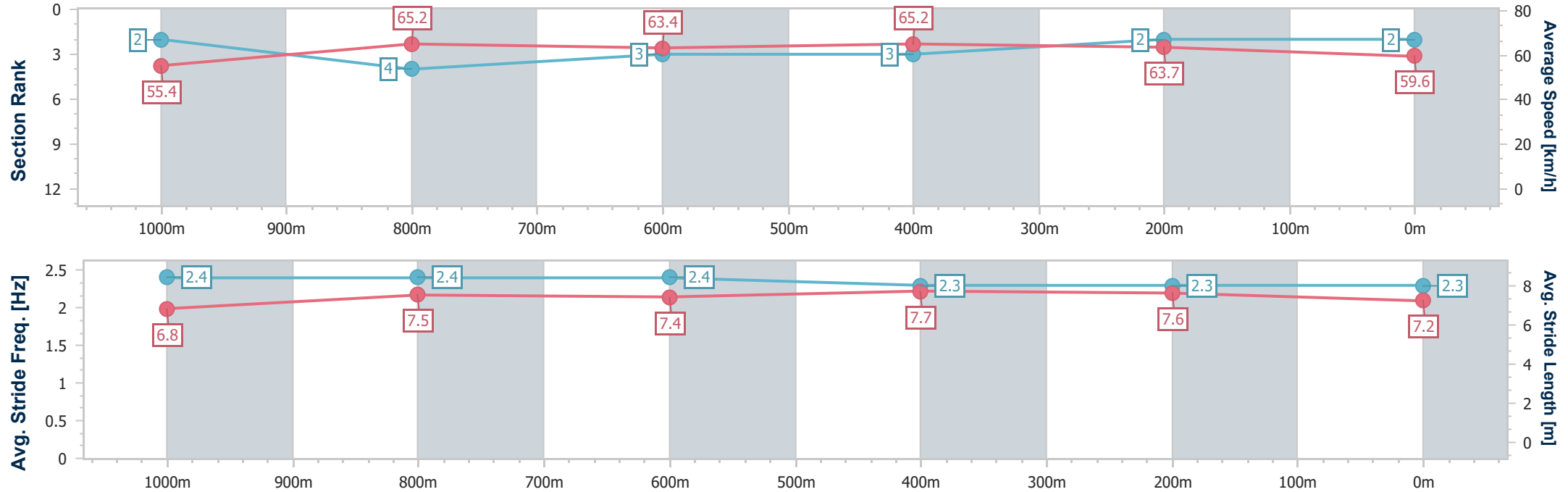
Horse/Jockey Name	Flying Animo
Final Rank	2
Fastest Section Time (Section)	0:11.02 (1000m)
Top Speed [km/h] (Section)	67.1 (1000m)
Race State	Finished



RockhamptonProfessional  
Race 9: CHESS ELECTRICS Class 3 Plate - 1200m  
18 December 2025 - 17:20  
Track Rating: Soft 5, Weather: Fine, Rail Position: +7.5 metres  
Entire Course.



Section	Overall	1000m	800m	600m	400m	200m								
Section Times	1:09.82 [2] (0:12.99)	0:56.83 [2] (0:11.02)	0:45.81 [4] (0:11.33)	0:34.48 [3] (0:11.08)	0:23.40 [3] (0:11.31)	0:12.09 [2] (0:12.09)								
Average Speed [km/h]	55.4	65.2	63.4	65.2	63.7	59.6								
Top Speed [km/h]	67.1	67.1	64.2	65.9	64.5	62.4								
Avg. Dist. to Rail [m]	1.2	0.9	0.5	2.9	5.2	5.0								
Avg. Stride Freq. [Hz]	2.4	2.4	2.4	2.3	2.3	2.3								
Avg. Stride Length [m]	6.8	7.5	7.4	7.7	7.6	7.2								



[ ] Ranking at each section and finish  
- - - - No data available at this section  
NA No data available



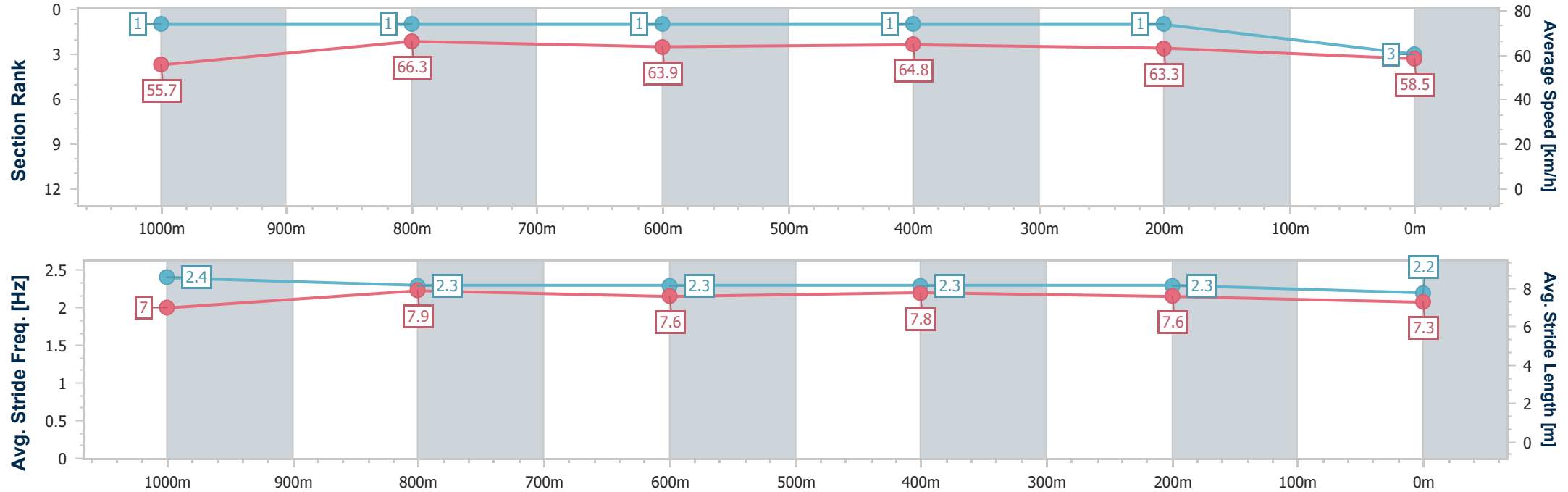
Horse/Jockey Name	Mississippi Morn
Final Rank	3
Fastest Section Time (Section)	0:10.78 (1000m)
Top Speed [km/h] (Section)	67.1 (Overall)
Race State	Finished



RockhamptonProfessional  
Race 9: CHESS ELECTRICS Class 3 Plate - 1200m  
18 December 2025 - 17:20  
Track Rating: Soft 5, Weather: Fine, Rail Position: +7.5 metres  
Entire Course.



Section	Overall	1000m	800m	600m	400m	200m								
Section Times	1:09.90 [3] (0:12.93)	0:56.97 [1] (0:10.78)	0:46.19 [1] (0:11.39)	0:34.80 [1] (0:11.13)	0:23.67 [1] (0:11.34)	0:12.33 [1] (0:12.33)								
Average Speed [km/h]	55.7	66.3	63.9	64.8	63.3	58.5								
Top Speed [km/h]	67.1	66.9	65.7	65.2	64.9	61.1								
Avg. Dist. to Rail [m]	0.7	1.1	1.3	2.5	2.8	2.5								
Avg. Stride Freq. [Hz]	2.4	2.3	2.3	2.3	2.3	2.2								
Avg. Stride Length [m]	7.0	7.9	7.6	7.8	7.6	7.3								





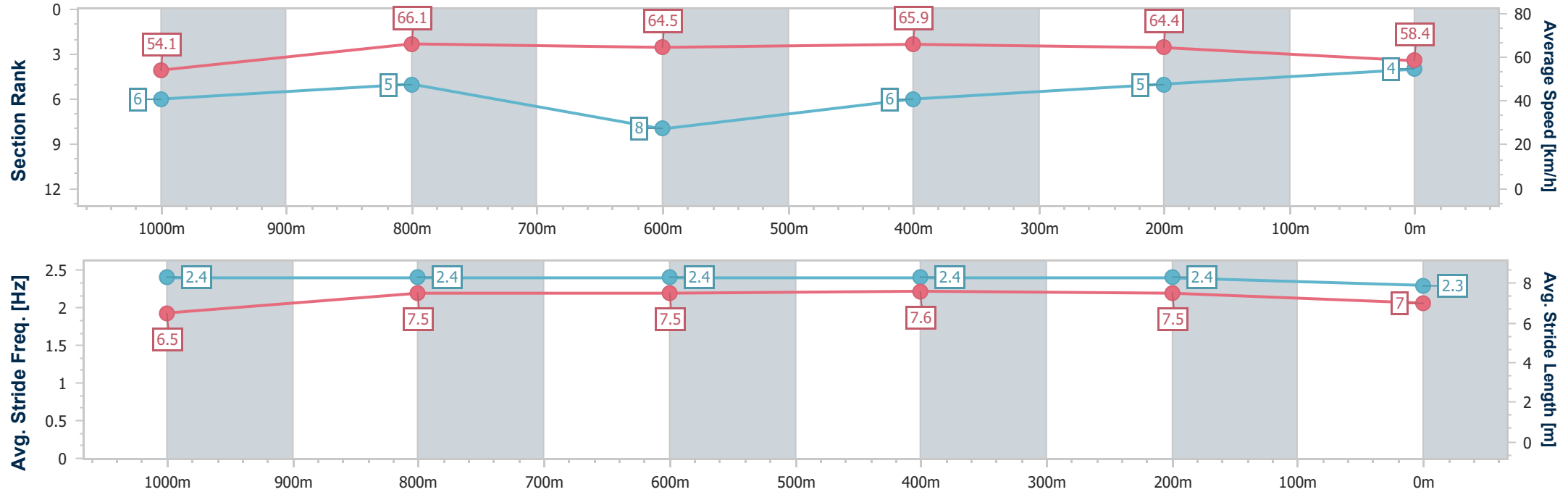
Horse/Jockey Name	New Level
Final Rank	4
Fastest Section Time (Section)	0:10.94 (1000m)
Top Speed [km/h] (Section)	67.4 (1000m)
Race State	Finished



RockhamptonProfessional  
Race 9: CHESS ELECTRICS Class 3 Plate - 1200m  
18 December 2025 - 17:20  
Track Rating: Soft 5, Weather: Fine, Rail Position: +7.5 metres  
Entire Course.



Section	Overall	1000m	800m	600m	400m	200m								
Section Times	1:10.15 [4] (0:13.34)	0:56.81 [6] (0:10.94)	0:45.87 [5] (0:11.41)	0:34.46 [8] (0:10.96)	0:23.50 [6] (0:11.16)	0:12.34 [5] (0:12.34)								
Average Speed [km/h]	54.1	66.1	64.5	65.9	64.4	58.4								
Top Speed [km/h]	66.9	67.4	65.7	67.2	65.9	62.9								
Avg. Dist. to Rail [m]	0.6	0.6	2.9	4.4	6.5	6.4								
Avg. Stride Freq. [Hz]	2.4	2.4	2.4	2.4	2.4	2.3								
Avg. Stride Length [m]	6.5	7.5	7.5	7.6	7.5	7.0								







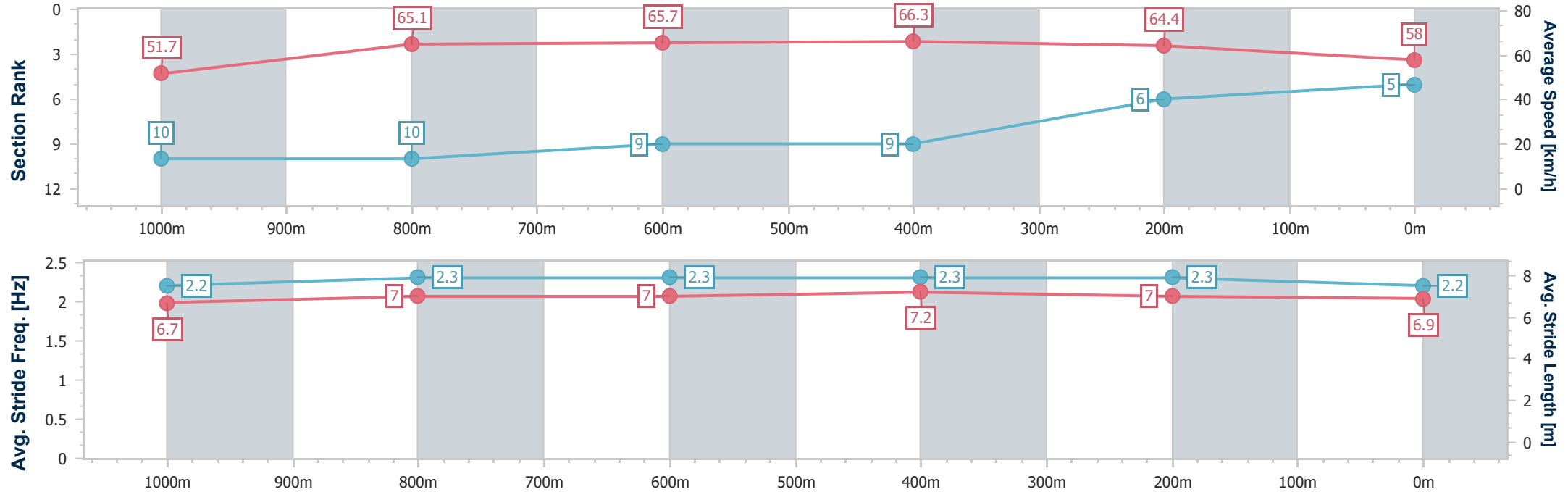
Horse/Jockey Name	Silver Hammer
Final Rank	5
Fastest Section Time (Section)	0:10.88 (600m)
Top Speed [km/h] (Section)	66.4 (600m)
Race State	Finished



RockhamptonProfessional  
Race 9: CHESS ELECTRICS Class 3 Plate - 1200m  
18 December 2025 - 17:20  
Track Rating: Soft 5, Weather: Fine, Rail Position: +7.5 metres  
Entire Course.



Section	Overall	1000m	800m	600m	400m	200m							
Section Times	1:10.45 [5] (0:13.98)	0:56.47 [10] (0:10.96)	0:45.51 [10] (0:11.02)	0:34.49 [9] (0:10.88)	0:23.61 [9] (0:11.20)	0:12.41 [6] (0:12.41)							
Average Speed [km/h]	51.7	65.1	65.7	66.3	64.4	58.0							
Top Speed [km/h]	64.6	65.6	66.2	66.4	65.9	62.0							
Avg. Dist. to Rail [m]	4.6	1.1	1.2	5.3	9.0	8.8							
Avg. Stride Freq. [Hz]	2.2	2.3	2.3	2.3	2.3	2.2							
Avg. Stride Length [m]	6.7	7.0	7.0	7.2	7.0	6.9							





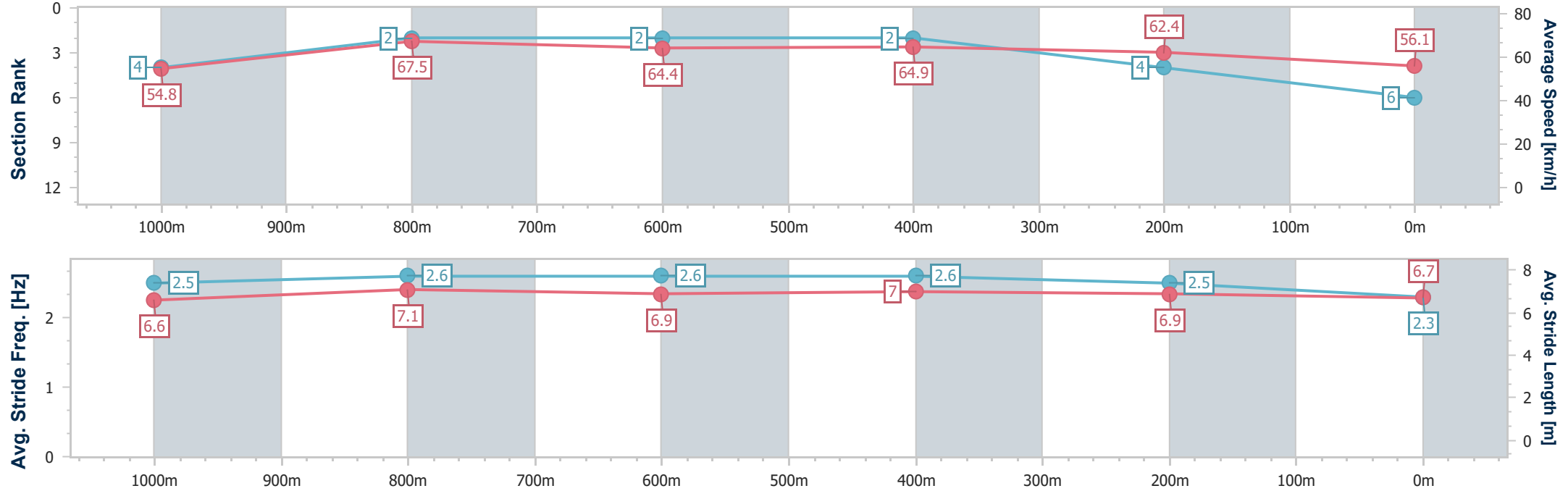
Horse/Jockey Name	Rush Hour
Final Rank	6
Fastest Section Time (Section)	0:10.70 (1000m)
Top Speed [km/h] (Section)	68.5 (1000m)
Race State	Finished



RockhamptonProfessional  
Race 9: CHESS ELECTRICS Class 3 Plate - 1200m  
18 December 2025 - 17:20  
Track Rating: Soft 5, Weather: Fine, Rail Position: +7.5 metres  
Entire Course.



Section	Overall	1000m	800m	600m	400m	200m								
Section Times	1:10.63 [6] (0:13.15)	0:57.48 [4] (0:10.70)	0:46.78 [2] (0:11.31)	0:35.47 [2] (0:11.12)	0:24.35 [2] (0:11.51)	0:12.84 [4] (0:12.84)								
Average Speed [km/h]	54.8	67.5	64.4	64.9	62.4	56.1								
Top Speed [km/h]	68.3	68.5	67.1	64.9	64.3	59.2								
Avg. Dist. to Rail [m]	3.2	0.7	1.6	2.4	3.2	2.5								
Avg. Stride Freq. [Hz]	2.5	2.6	2.6	2.6	2.5	2.3								
Avg. Stride Length [m]	6.6	7.1	6.9	7.0	6.9	6.7								





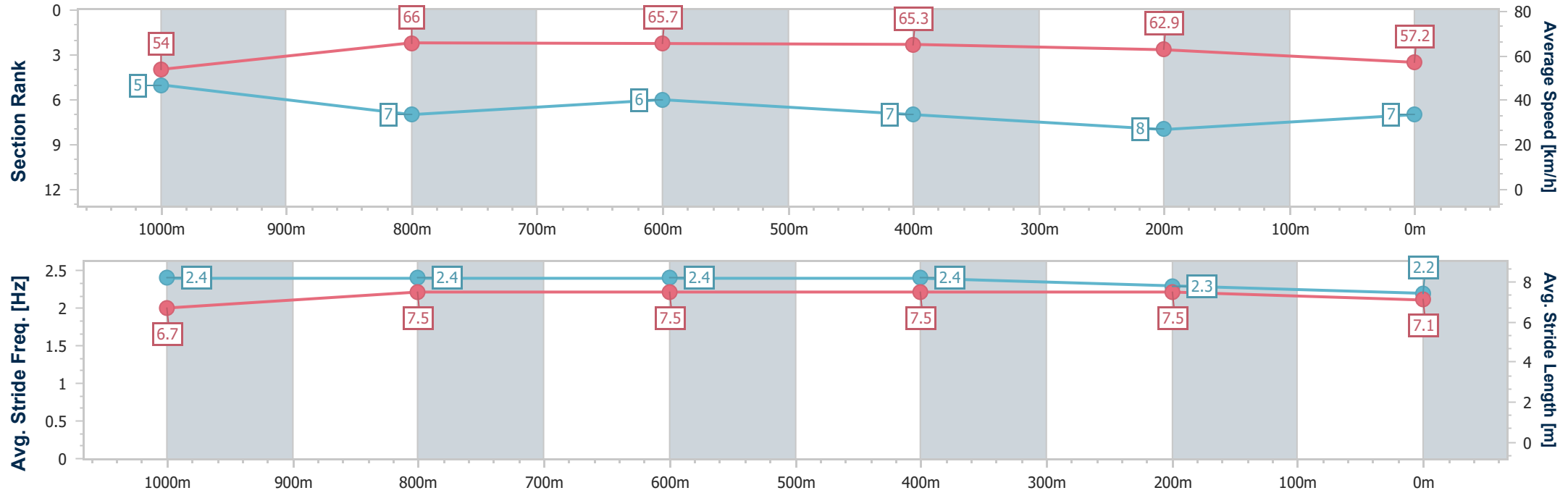
Horse/Jockey Name	Sujeed
Final Rank	7
Fastest Section Time (Section)	0:11.04 (1000m)
Top Speed [km/h] (Section)	66.8 (800m)
Race State	Finished



RockhamptonProfessional  
Race 9: CHESS ELECTRICS Class 3 Plate - 1200m  
18 December 2025 - 17:20  
Track Rating: Soft 5, Weather: Fine, Rail Position: +7.5 metres  
Entire Course.



Section	Overall	1000m	800m	600m	400m	200m							
Section Times	1:10.71 [7] (0:13.32)	0:57.39 [5] (0:11.04)	0:46.35 [7] (0:11.28)	0:35.07 [6] (0:11.05)	0:24.02 [7] (0:11.42)	0:12.60 [8] (0:12.60)							
Average Speed [km/h]	54.0	66.0	65.7	65.3	62.9	57.2							
Top Speed [km/h]	65.9	66.6	66.8	65.8	64.8	60.5							
Avg. Dist. to Rail [m]	2.0	1.5	3.6	6.0	7.5	6.6							
Avg. Stride Freq. [Hz]	2.4	2.4	2.4	2.4	2.3	2.2							
Avg. Stride Length [m]	6.7	7.5	7.5	7.5	7.5	7.1							





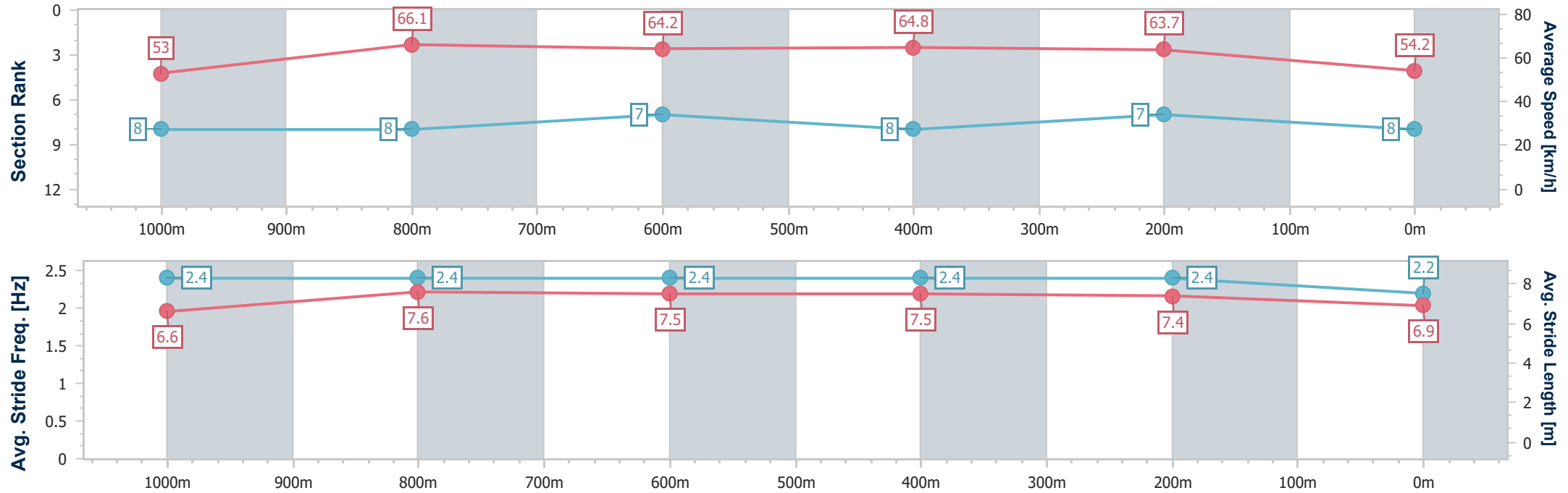
Horse/Jockey Name	The Punisher
Final Rank	8
Fastest Section Time (Section)	0:10.78 (1000m)
Top Speed [km/h] (Section)	67.3 (1000m)
Race State	Finished



RockhamptonProfessional  
Race 9: CHESS ELECTRICS Class 3 Plate - 1200m  
18 December 2025 - 17:20  
Track Rating: Soft 5, Weather: Fine, Rail Position: +7.5 metres  
Entire Course.



Section	Overall	1000m	800m	600m	400m	200m							
Section Times	1:11.32 [8] (0:13.59)	0:57.73 [8] (0:10.78)	0:46.95 [8] (0:11.30)	0:35.65 [7] (0:11.08)	0:24.57 [8] (0:11.33)	0:13.24 [7] (0:13.24)							
Average Speed [km/h]	53.0	66.1	64.2	64.8	63.7	54.2							
Top Speed [km/h]	67.2	67.3	64.7	66.3	65.4	60.4							
Avg. Dist. to Rail [m]	1.5	1.1	0.8	0.8	0.6	1.8							
Avg. Stride Freq. [Hz]	2.4	2.4	2.4	2.4	2.4	2.2							
Avg. Stride Length [m]	6.6	7.6	7.5	7.5	7.4	6.9							





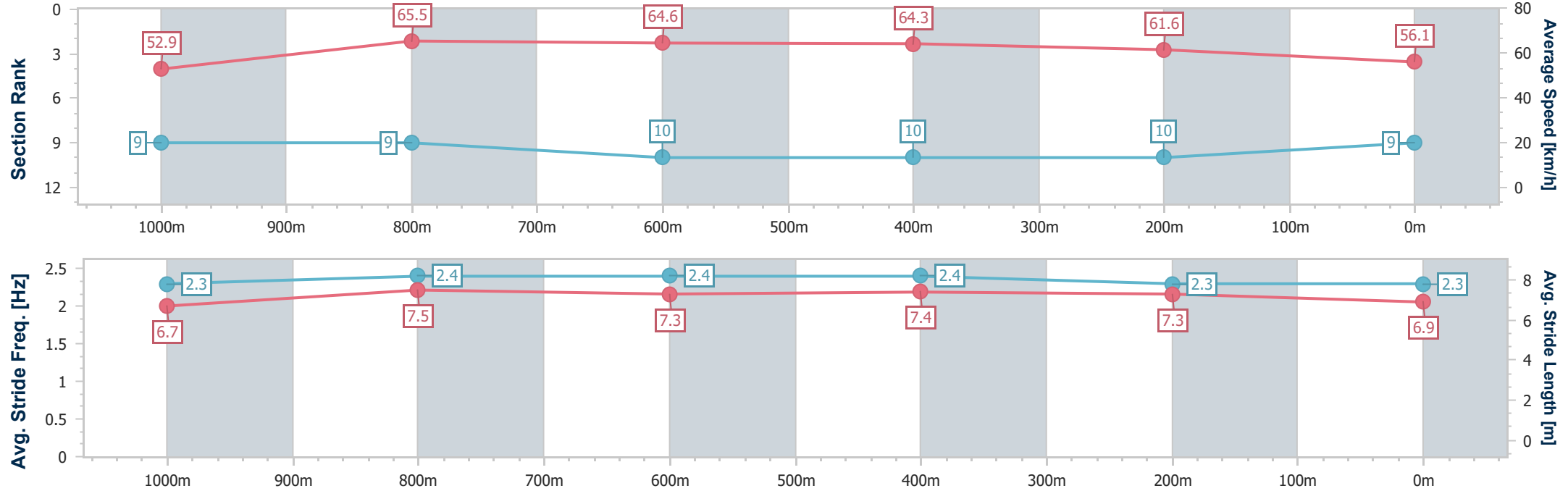
Horse/Jockey Name	Microwave Jenny
Final Rank	9
Fastest Section Time (Section)	0:10.94 (1000m)
Top Speed [km/h] (Section)	66.1 (1000m)
Race State	Finished



RockhamptonProfessional  
Race 9: CHESS ELECTRICS Class 3 Plate - 1200m  
18 December 2025 - 17:20  
Track Rating: Soft 5, Weather: Fine, Rail Position: +7.5 metres  
Entire Course.



Section	Overall	1000m	800m	600m	400m	200m							
Section Times	1:11.77 [9] (0:13.63)	0:58.14 [9] (0:10.94)	0:47.20 [9] (0:11.44)	0:35.76 [10] (0:11.19)	0:24.57 [10] (0:11.72)	0:12.85 [10] (0:12.85)							
Average Speed [km/h]	52.9	65.5	64.6	64.3	61.6	56.1							
Top Speed [km/h]	65.1	66.1	65.0	65.9	63.0	59.7							
Avg. Dist. to Rail [m]	0.6	0.3	3.0	5.9	7.0	7.8							
Avg. Stride Freq. [Hz]	2.3	2.4	2.4	2.4	2.3	2.3							
Avg. Stride Length [m]	6.7	7.5	7.3	7.4	7.3	6.9							





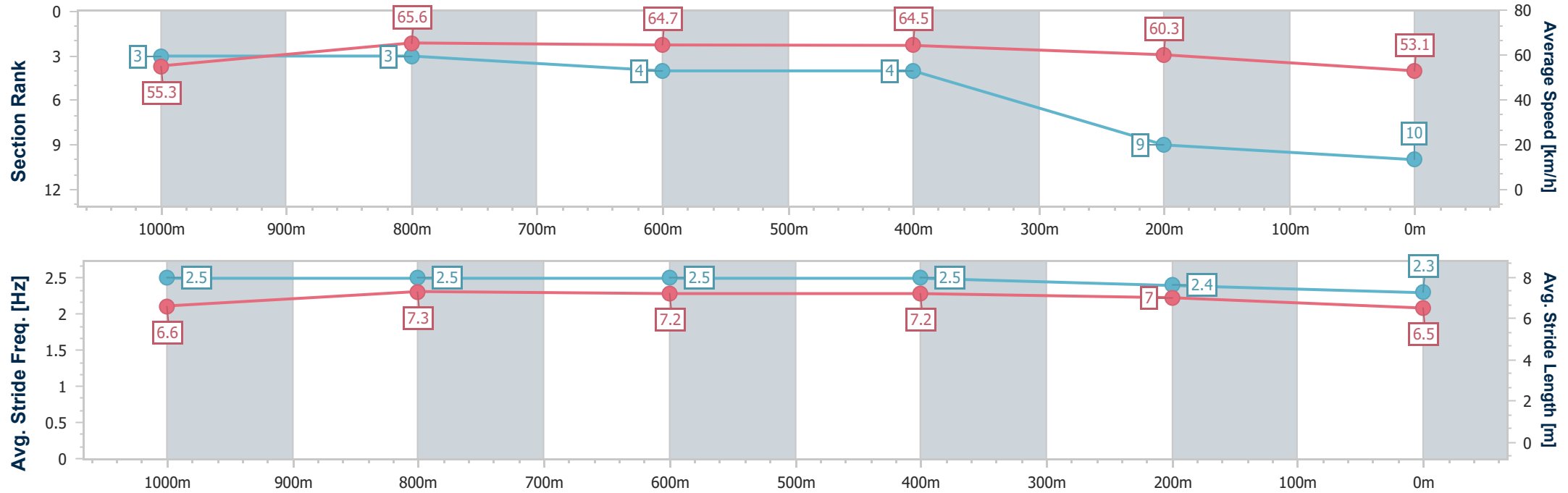
Horse/Jockey Name	Betterlucknexttime
Final Rank	10
Fastest Section Time (Section)	0:10.93 (1000m)
Top Speed [km/h] (Section)	66.2 (Overall)
Race State	Finished



RockhamptonProfessional  
Race 9: CHESS ELECTRICS Class 3 Plate - 1200m  
18 December 2025 - 17:20  
Track Rating: Soft 5, Weather: Fine, Rail Position: +7.5 metres  
Entire Course.



Section	Overall	1000m	800m	600m	400m	200m							
Section Times	1:12.08 [10] (0:13.04)	0:59.04 [3] (0:10.93)	0:48.11 [3] (0:11.40)	0:36.71 [4] (0:11.20)	0:25.51 [4] (0:11.95)	0:13.56 [9] (0:13.56)							
Average Speed [km/h]	55.3	65.6	64.7	64.5	60.3	53.1							
Top Speed [km/h]	66.2	66.2	65.6	64.6	64.4	56.8							
Avg. Dist. to Rail [m]	0.5	0.7	2.8	5.9	6.1	5.2							
Avg. Stride Freq. [Hz]	2.5	2.5	2.5	2.5	2.4	2.3							
Avg. Stride Length [m]	6.6	7.3	7.2	7.2	7.0	6.5							






Horse/Jockey Name	Universal Harmony
Final Rank	-
Fastest Section Time (Section)	0:00.00 (Overall)
Top Speed [km/h] (Section)	--.-
Race State	DidNotFinish



RockhamptonProfessional  
Race 9: CHESS ELECTRICS Class 3 Plate - 1200m  
18 December 2025 - 17:20  
Track Rating: Soft 5, Weather: Fine, Rail Position: +7.5 metres  
Entire Course.



Section	Overall	1000m	800m	600m	400m	200m							
Section Times	-:--:--	-:--:--	-:--:--	-:--:--	-:--:--	-:--:--							
Average Speed [km/h]	--.-	--.-	--.-	--.-	--.-	--.-							
Top Speed [km/h]	--.-	--.-	--.-	--.-	--.-	--.-							
Avg. Dist. to Rail [m]	-.-	-.-	-.-	-.-	-.-	-.-							
Avg. Stride Freq. [Hz]	--.-	--.-	--.-	--.-	--.-	--.-							
Avg. Stride Length [m]	--.-	--.-	--.-	--.-	--.-	--.-							



- [ ] Ranking at each section and finish
- :--:-- No data available at this section
- NA No data available



Rockhampton Professional  
Race 10: MERRY CHRISTMAS FROM THE RJC BENCHMARK 55  
Handicap - 1400m  
18 December 2025 - 17:53



Track Rating: Soft 5, Weather: Fine, Rail Position: +7.5 metres Entire Course.

Section		Overall				1200m	1000m	800m	600m	400m	Last 600m	
Field Times		1:24.10				1:10.60	0:59.19	0:47.33	0:34.94	0:23.64	0:34.94	
		(0:13.50)				(0:11.41)	(0:11.86)	(0:12.39)	(0:11.30)	(0:11.48)		
Rank	TAB	Horse/Jockey	Barrier	Top Speed [km/h]	Fastest Section							Distance Travelled [m]
1	2	EL FORTRESS	9	64.2	0:11.31	1:24.10 [1]	1:10.47 [3]	0:58.92 [3]	0:46.99 [5]	0:34.64 [5]	0:23.27 [5]	0:34.64
		Chris McIver		400m	400m	(0:13.63)	(0:11.55)	(0:11.93)	(0:12.35)	(0:11.37)	(0:11.31)	
2	5	PEAKING TOM	2	66.1	0:11.22	1:24.28 [2]	1:10.18 [9]	0:58.74 [8]	0:46.90 [8]	0:34.55 [8]	0:23.32 [6]	0:34.55 -2
		Aidan Holt		600m	400m	(0:14.10)	(0:11.44)	(0:11.84)	(0:12.35)	(0:11.23)	(0:11.22)	
3	3	HE'S THE ONE	6	65.9	0:11.20	1:24.30 [3]	1:10.25 [8]	0:58.63 [9]	0:46.73 [9]	0:34.50 [9]	0:23.25 [8]	0:34.50 -2
		Jason Taylor		600m	400m	(0:14.05)	(0:11.62)	(0:11.90)	(0:12.23)	(0:11.25)	(0:11.20)	
4	12	CASCIA	7	64.7	0:11.42	1:24.35 [4]	1:10.85 [1]	0:59.41 [2]	0:47.58 [1]	0:35.12 [2]	0:23.70 [2]	0:35.12 -1
		Sean Cormack		600m	600m	(0:13.50)	(0:11.44)	(0:11.83)	(0:12.46)	(0:11.42)	(0:11.44)	
5	4	JAY BEE ELL	3	65.1	0:11.32	1:24.37 [5]	1:10.56 [5]	0:58.99 [7]	0:47.27 [4]	0:34.94 [4]	0:23.57 [4]	0:34.94 -4
		Adam Sewell		600m	400m	(0:13.81)	(0:11.57)	(0:11.72)	(0:12.33)	(0:11.37)	(0:11.32)	
6	6	SMASHING ROSIE	12	65.7	0:11.30	1:24.40 [6]	1:10.53 [7]	0:59.17 [5]	0:47.38 [3]	0:35.24 [1]	0:23.94 [1]	0:35.24 -3
		Maddie Mankelow		1200m	600m	(0:13.87)	(0:11.36)	(0:11.79)	(0:12.14)	(0:11.30)	(0:11.48)	
7	11	MR GREY	8	65.5	0:11.20	1:24.71 [7]	1:10.43 [10]	0:58.88 [10]	0:46.90 [10]	0:34.71 [10]	0:23.51 [10]	0:34.71 +1
		Warwick Satherley		600m	600m	(0:14.28)	(0:11.55)	(0:11.98)	(0:12.19)	(0:11.20)	(0:11.23)	
8	7	THE PUBLICAN	5	64.5	0:11.33	1:25.22 [8]	1:11.42 [4]	0:59.87 [6]	0:47.94 [7]	0:35.58 [7]	0:24.25 [7]	0:35.58 -4
		Jai Williams		600m	600m	(0:13.80)	(0:11.55)	(0:11.93)	(0:12.36)	(0:11.33)	(0:11.44)	
9	10	GRUMPYWANTSATISSUE	1	63.9	0:11.47	1:25.58 [9]	1:11.04 [11]	0:59.54 [12]	0:47.62 [12]	0:35.42 [12]	0:23.92 [12]	0:35.42 +1
		Jackson Murphy		1200m	400m	(0:14.54)	(0:11.50)	(0:11.92)	(0:12.20)	(0:11.50)	(0:11.47)	
10	13	FLYBALL	4	64.6	0:11.29	1:25.68 [10]	1:10.94 [12]	0:59.65 [11]	0:47.74 [11]	0:35.55 [11]	0:24.04 [11]	0:35.55 +5
		Natalea Summers		1200m	1200m	(0:14.74)	(0:11.29)	(0:11.91)	(0:12.19)	(0:11.51)	(0:11.64)	

Scratched: Stormtrooper (#17), Our Heart Throb (#16), Fancy Legend (#15), Making History (#14), Aidenabet (#8)





Rockhampton Professional  
Race 10: MERRY CHRISTMAS FROM THE RJC BENCHMARK 55  
Handicap - 1400m  
18 December 2025 - 17:53



Track Rating: Soft 5, Weather: Fine, Rail Position: +7.5 metres Entire Course.

Section						Overall	1200m	1000m	800m	600m	400m	Last 600m	
Field Times						1:24.10 (0:13.50)	1:10.60 (0:11.41)	0:59.19 (0:11.86)	0:47.33 (0:12.39)	0:34.94 (0:11.30)	0:23.64 (0:11.48)	0:34.94	
Rank	TAB	Horse/Jockey	Barrier	Top Speed [km/h]	Fastest Section								Distance Travelled [m]
11	9	BELLE'S BOY	10	65.1	0:11.38	1:25.74 [11]	1:11.92 [6]	1:00.54 [4]	0:48.59 [6]	0:36.20 [6]	0:24.62 [9]	0:36.20	+1
		Tom Orr		1200m	1200m	(0:13.82)	(0:11.38)	(0:11.95)	(0:12.39)	(0:11.58)	(0:11.83)		
12	1	FIOREEN	11	64.1	0:11.37	1:25.79 [12]	1:12.25 [2]	1:00.88 [1]	0:48.93 [2]	0:36.55 [3]	0:25.02 [3]	0:36.55	+0
		Justin Huxtable		1200m	1200m	(0:13.54)	(0:11.37)	(0:11.95)	(0:12.38)	(0:11.53)	(0:11.86)		

Scratched: Stormtrooper (#17), Our Heart Throb (#16), Fancy Legend (#15), Making History (#14), Aidenabet (#8)



Rockhampton Professional  
Race 10: MERRY CHRISTMAS FROM THE RJC BENCHMARK 55  
Handicap - 1400m  
18 December 2025 - 17:53



Track Rating: Soft 5, Weather: Fine, Rail Position: +7.5 metres Entire Course.

Section Field Times				200m 0:12.16 (0:12.16)		Last 600m 0:34.94			
Rank	TAB	Horse/Jockey	Barrier	Top Speed [km/h]	Fastest Section	Margin			Distance Travelled [m]
1	2	EL FORTRESS	9	64.2	0:11.31	0:11.96 [4]	1:24.10		0:34.64
		Chris McIver		400m	400m	(0:11.96)			
2	5	PEAKING TOM	2	66.1	0:11.22	0:12.10 [5]	1.07L		0:34.55 -2
		Aidan Holt		600m	400m	(0:12.10)			
3	3	HE'S THE ONE	6	65.9	0:11.20	0:12.05 [6]	1.23L		0:34.50 -2
		Jason Taylor		600m	400m	(0:12.05)			
4	12	CASCIA	7	64.7	0:11.42	0:12.26 [2]	1.53L		0:35.12 -1
		Sean Cormack		600m	600m	(0:12.26)			
5	4	JAY BEE ELL	3	65.1	0:11.32	0:12.25 [3]	1.61L		0:34.94 -4
		Adam Sewell		600m	400m	(0:12.25)			
6	6	SMASHING ROSIE	12	65.7	0:11.30	0:12.46 [1]	1.82L		0:35.24 -3
		Maddie Mankelow		1200m	600m	(0:12.46)			
7	11	MR GREY	8	65.5	0:11.20	0:12.28 [8]	3.61L		0:34.71 +1
		Warwick Satherley		600m	600m	(0:12.28)			
8	7	THE PUBLICAN	5	64.5	0:11.33	0:12.81 [7]	6.64L		0:35.58 -4
		Jai Williams		600m	600m	(0:12.81)			
9	10	GRUMPYWANTSATISSUE	1	63.9	0:11.47	0:12.45 [11]	8.76L		0:35.42 +1
		Jackson Murphy		1200m	400m	(0:12.45)			
10	13	FLYBALL	4	64.6	0:11.29	0:12.40 [12]	9.35L		0:35.55 +5
		Natalea Summers		1200m	1200m	(0:12.40)			

Scratched: Stormtrooper (#17), Our Heart Throb (#16), Fancy Legend (#15), Making History (#14), Aidenabet (#8)



Rockhampton Professional  
Race 10: MERRY CHRISTMAS FROM THE RJC BENCHMARK 55  
Handicap - 1400m  
18 December 2025 - 17:53



Track Rating: Soft 5, Weather: Fine, Rail Position: +7.5 metres Entire Course.

Section						200m		Last 600m	
Field Times						0:12.16 (0:12.16)		0:34.94	
Rank	TAB	Horse/Jockey	Barrier	Top Speed [km/h]	Fastest Section	Margin		Distance Travelled [m]	
11	9	BELLE'S BOY	10	65.1	0:11.38	0:12.79 [10]	9.68L	0:36.20	+1
		Tom Orr		1200m	1200m	(0:12.79)			
12	1	FIOREEN	11	64.1	0:11.37	0:13.16 [9]	9.95L	0:36.55	+0
		Justin Huxtable		1200m	1200m	(0:13.16)			

Scratched: Stormtrooper (#17), Our Heart Throb (#16), Fancy Legend (#15), Making History (#14), Aidenabet (#8)



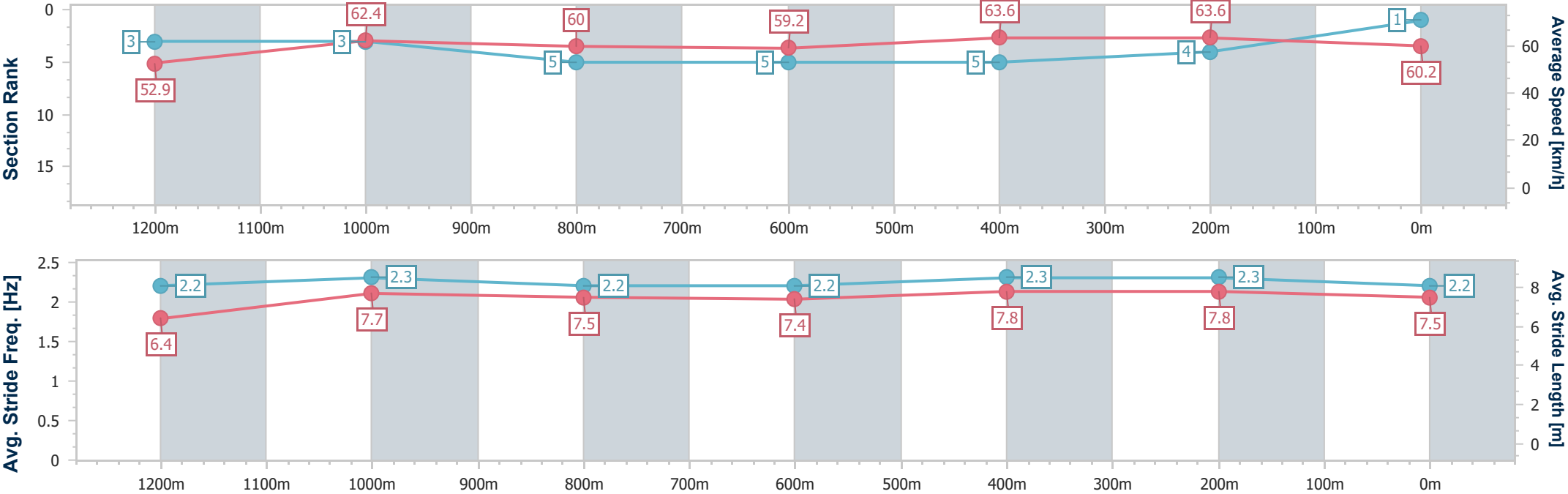
Horse/Jockey Name	El Fortress
Final Rank	1
Fastest Section Time (Section)	0:11.31 (400m)
Top Speed [km/h] (Section)	64.2 (400m)
Race State	Finished



RockhamptonProfessional  
Race 10: MERRY CHRISTMAS FROM THE RJC BENCHMARK  
55 Handicap - 1400m  
18 December 2025 - 17:53  
Track Rating: Soft 5, Weather: Fine, Rail Position: +7.5 metres  
Entire Course.



Section	Overall	1200m	1000m	800m	600m	400m	200m						
Section Times	1:24.10 [1] (0:13.63)	1:10.47 [3] (0:11.55)	0:58.92 [3] (0:11.93)	0:46.99 [5] (0:12.35)	0:34.64 [5] (0:11.37)	0:23.27 [5] (0:11.31)	0:11.96 [4] (0:11.96)						
Average Speed [km/h]	52.9	62.4	60.0	59.2	63.6	63.6	60.2						
Top Speed [km/h]	63.0	63.2	61.9	62.1	64.0	64.2	62.8						
Avg. Dist. to Rail [m]	3.5	0.4	0.6	2.0	5.5	6.9	7.1						
Avg. Stride Freq. [Hz]	2.2	2.3	2.2	2.2	2.3	2.3	2.2						
Avg. Stride Length [m]	6.4	7.7	7.5	7.4	7.8	7.8	7.5						





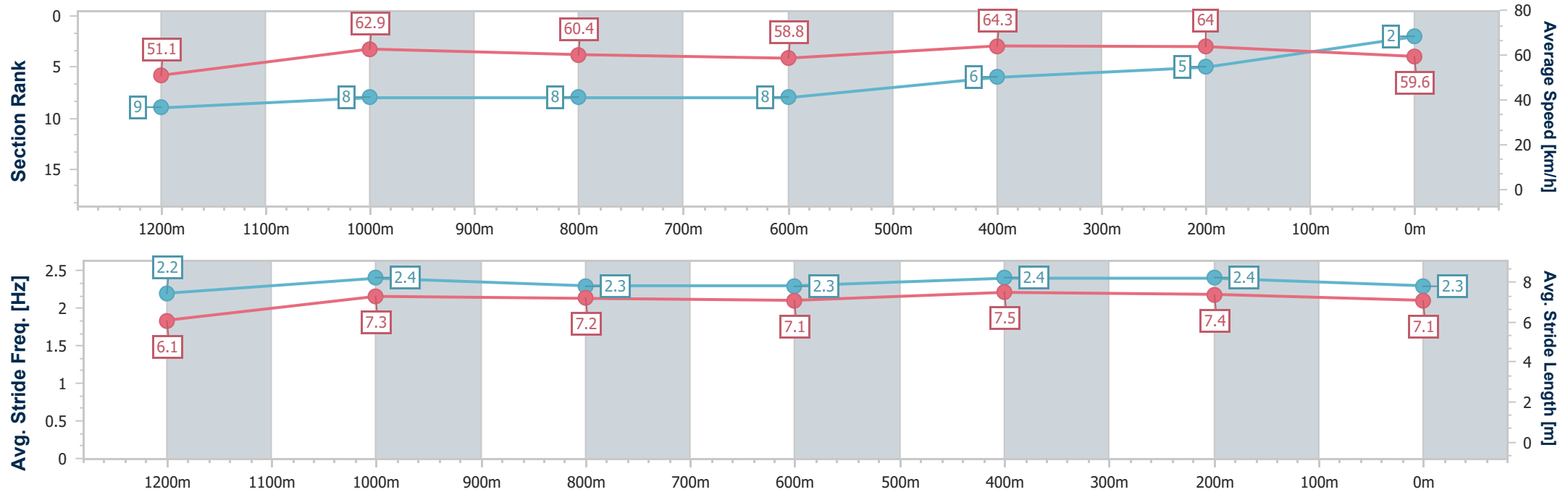
Horse/Jockey Name	Peaking Tom
Final Rank	2
Fastest Section Time (Section)	0:11.22 (400m)
Top Speed [km/h] (Section)	66.1 (600m)
Race State	Finished



RockhamptonProfessional  
Race 10: MERRY CHRISTMAS FROM THE RJC BENCHMARK  
55 Handicap - 1400m  
18 December 2025 - 17:53  
Track Rating: Soft 5, Weather: Fine, Rail Position: +7.5 metres  
Entire Course.



Section	Overall	1200m	1000m	800m	600m	400m	200m						
Section Times	1:24.28 [2] (0:14.10)	1:10.18 [9] (0:11.44)	0:58.74 [8] (0:11.84)	0:46.90 [8] (0:12.35)	0:34.55 [8] (0:11.23)	0:23.32 [6] (0:11.22)	0:12.10 [5] (0:12.10)						
Average Speed [km/h]	51.1	62.9	60.4	58.8	64.3	64.0	59.6						
Top Speed [km/h]	61.7	64.3	61.8	61.9	66.1	66.0	62.3						
Avg. Dist. to Rail [m]	1.1	1.1	0.7	1.1	3.5	4.6	4.2						
Avg. Stride Freq. [Hz]	2.2	2.4	2.3	2.3	2.4	2.4	2.3						
Avg. Stride Length [m]	6.1	7.3	7.2	7.1	7.5	7.4	7.1						





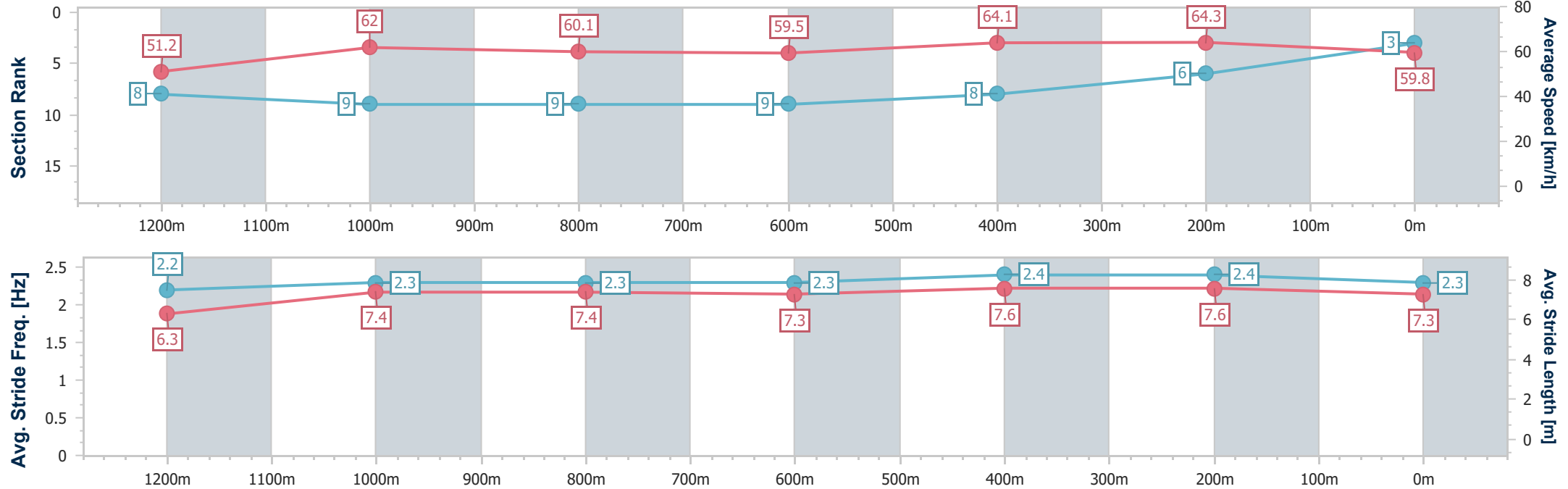
Horse/Jockey Name	He's The One
Final Rank	3
Fastest Section Time (Section)	0:11.20 (400m)
Top Speed [km/h] (Section)	65.9 (600m)
Race State	Finished



RockhamptonProfessional  
Race 10: MERRY CHRISTMAS FROM THE RJC BENCHMARK  
55 Handicap - 1400m  
18 December 2025 - 17:53  
Track Rating: Soft 5, Weather: Fine, Rail Position: +7.5 metres  
Entire Course.



Section	Overall	1200m	1000m	800m	600m	400m	200m							
Section Times	1:24.30 [3] (0:14.05)	1:10.25 [8] (0:11.62)	0:58.63 [9] (0:11.90)	0:46.73 [9] (0:12.23)	0:34.50 [9] (0:11.25)	0:23.25 [8] (0:11.20)	0:12.05 [6] (0:12.05)							
Average Speed [km/h]	51.2	62.0	60.1	59.5	64.1	64.3	59.8							
Top Speed [km/h]	63.3	62.9	62.8	62.6	65.9	65.8	62.8							
Avg. Dist. to Rail [m]	2.1	0.3	0.8	1.3	6.3	8.1	8.4							
Avg. Stride Freq. [Hz]	2.2	2.3	2.3	2.3	2.4	2.4	2.3							
Avg. Stride Length [m]	6.3	7.4	7.4	7.3	7.6	7.6	7.3							





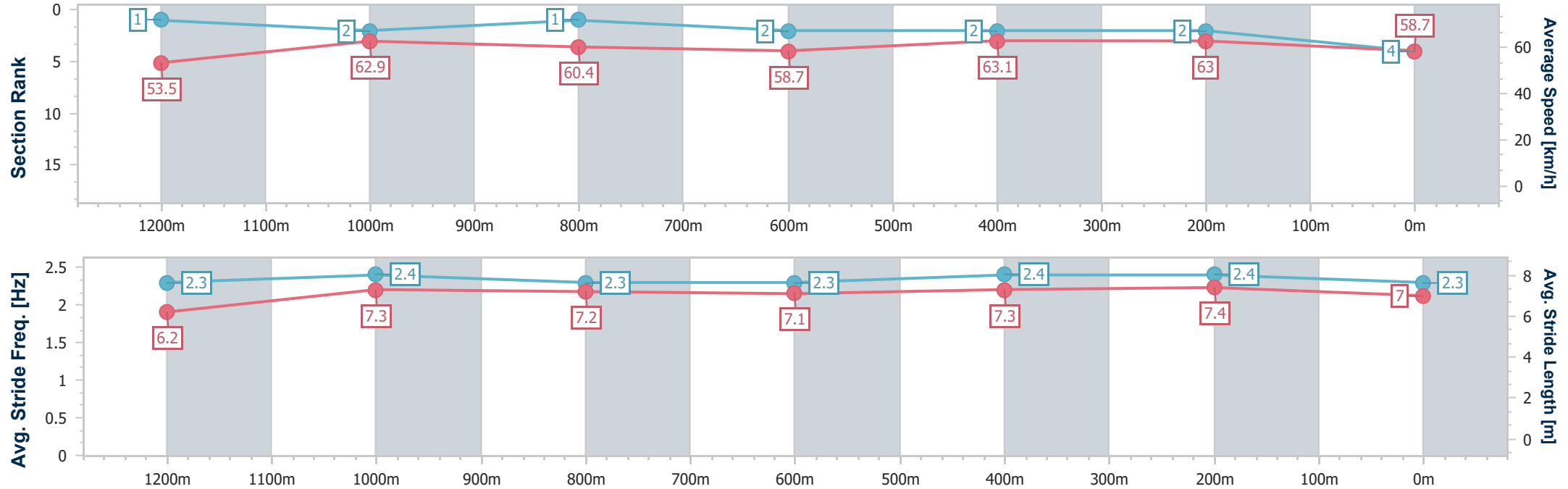
Horse/Jockey Name	Cascia
Final Rank	4
Fastest Section Time (Section)	0:11.42 (600m)
Top Speed [km/h] (Section)	64.7 (600m)
Race State	Finished



RockhamptonProfessional  
Race 10: MERRY CHRISTMAS FROM THE RJC BENCHMARK  
55 Handicap - 1400m  
18 December 2025 - 17:53  
Track Rating: Soft 5, Weather: Fine, Rail Position: +7.5 metres  
Entire Course.



Section	Overall	1200m	1000m	800m	600m	400m	200m						
Section Times	1:24.35 [4] (0:13.50)	1:10.85 [1] (0:11.44)	0:59.41 [2] (0:11.83)	0:47.58 [1] (0:12.46)	0:35.12 [2] (0:11.42)	0:23.70 [2] (0:11.44)	0:12.26 [2] (0:12.26)						
Average Speed [km/h]	53.5	62.9	60.4	58.7	63.1	63.0	58.7						
Top Speed [km/h]	62.4	63.9	62.7	60.6	64.7	64.6	61.5						
Avg. Dist. to Rail [m]	2.9	1.0	1.0	1.7	2.9	2.8	2.3						
Avg. Stride Freq. [Hz]	2.3	2.4	2.3	2.3	2.4	2.4	2.3						
Avg. Stride Length [m]	6.2	7.3	7.2	7.1	7.3	7.4	7.0						



[ ] Ranking at each section and finish  
-.-.- No data available at this section  
NA No data available



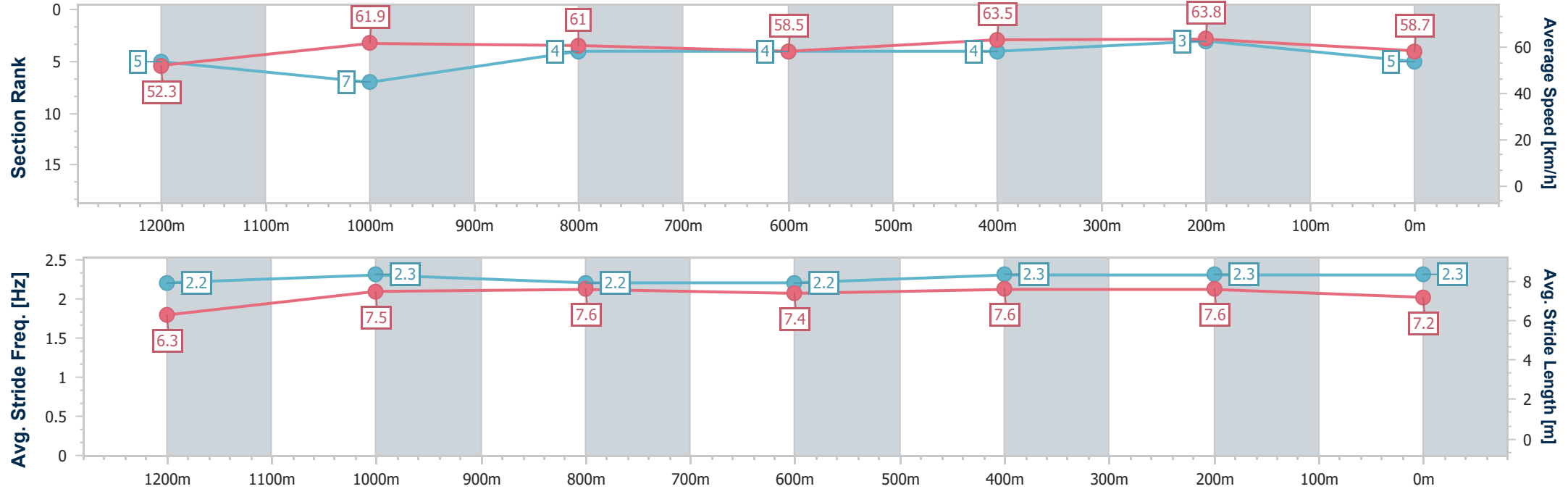
Horse/Jockey Name	Jay Bee Ell
Final Rank	5
Fastest Section Time (Section)	0:11.32 (400m)
Top Speed [km/h] (Section)	65.1 (600m)
Race State	Finished



RockhamptonProfessional  
Race 10: MERRY CHRISTMAS FROM THE RJC BENCHMARK  
55 Handicap - 1400m  
18 December 2025 - 17:53  
Track Rating: Soft 5, Weather: Fine, Rail Position: +7.5 metres  
Entire Course.



Section	Overall	1200m	1000m	800m	600m	400m	200m						
Section Times	1:24.37 [5] (0:13.81)	1:10.56 [5] (0:11.57)	0:58.99 [7] (0:11.72)	0:47.27 [4] (0:12.33)	0:34.94 [4] (0:11.37)	0:23.57 [4] (0:11.32)	0:12.25 [3] (0:12.25)						
Average Speed [km/h]	52.3	61.9	61.0	58.5	63.5	63.8	58.7						
Top Speed [km/h]	62.3	62.9	61.6	60.2	65.1	64.7	62.0						
Avg. Dist. to Rail [m]	1.2	0.8	1.0	0.9	2.0	2.6	1.3						
Avg. Stride Freq. [Hz]	2.2	2.3	2.2	2.2	2.3	2.3	2.3						
Avg. Stride Length [m]	6.3	7.5	7.6	7.4	7.6	7.6	7.2						



- [ ] Ranking at each section and finish
- .-.- No data available at this section
- NA No data available





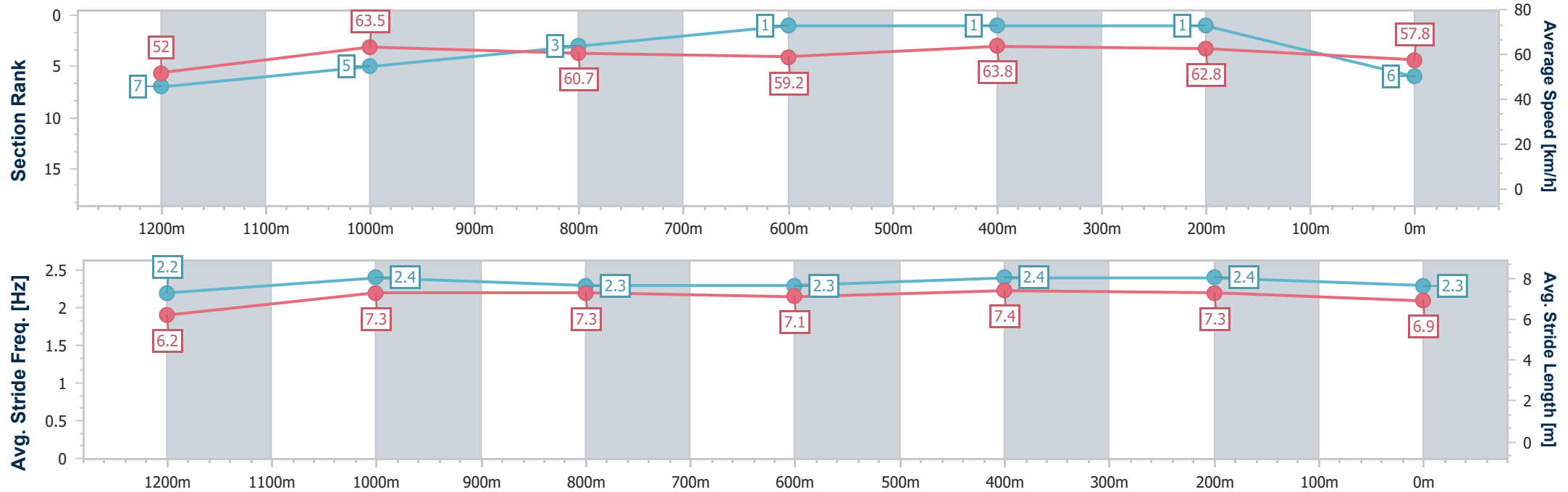
Horse/Jockey Name	Smashing Rosie
Final Rank	6
Fastest Section Time (Section)	0:11.30 (600m)
Top Speed [km/h] (Section)	65.7 (1200m)
Race State	Finished



RockhamptonProfessional  
Race 10: MERRY CHRISTMAS FROM THE RJC BENCHMARK  
55 Handicap - 1400m  
18 December 2025 - 17:53  
Track Rating: Soft 5, Weather: Fine, Rail Position: +7.5 metres  
Entire Course.



Section	Overall	1200m	1000m	800m	600m	400m	200m						
Section Times	1:24.40 [6] (0:13.87)	1:10.53 [7] (0:11.36)	0:59.17 [5] (0:11.79)	0:47.38 [3] (0:12.14)	0:35.24 [1] (0:11.30)	0:23.94 [1] (0:11.48)	0:12.46 [1] (0:12.46)						
Average Speed [km/h]	52.0	63.5	60.7	59.2	63.8	62.8	57.8						
Top Speed [km/h]	65.6	65.7	64.0	61.2	65.3	65.1	60.4						
Avg. Dist. to Rail [m]	6.7	1.0	0.9	0.3	2.3	3.9	5.4						
Avg. Stride Freq. [Hz]	2.2	2.4	2.3	2.3	2.4	2.4	2.3						
Avg. Stride Length [m]	6.2	7.3	7.3	7.1	7.4	7.3	6.9						





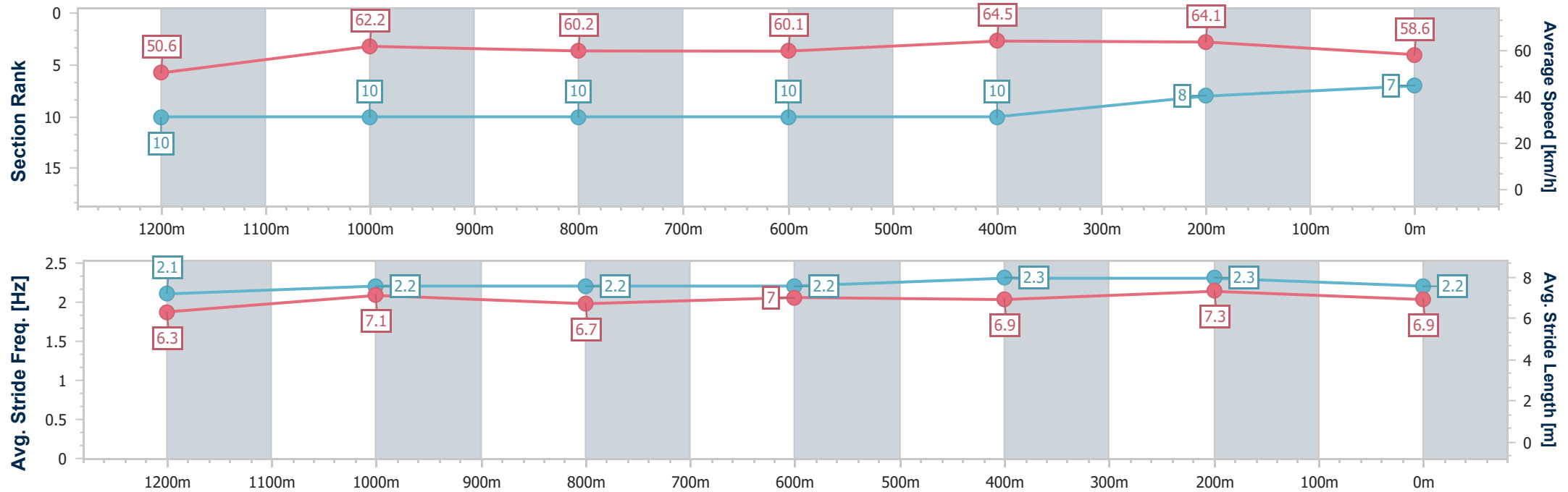
Horse/Jockey Name	Mr Grey
Final Rank	7
Fastest Section Time (Section)	0:11.20 (600m)
Top Speed [km/h] (Section)	65.5 (600m)
Race State	Finished



RockhamptonProfessional  
Race 10: MERRY CHRISTMAS FROM THE RJC BENCHMARK  
55 Handicap - 1400m  
18 December 2025 - 17:53  
Track Rating: Soft 5, Weather: Fine, Rail Position: +7.5 metres  
Entire Course.



Section	Overall	1200m	1000m	800m	600m	400m	200m						
Section Times	1:24.71 [7] (0:14.28)	1:10.43 [10] (0:11.55)	0:58.88 [10] (0:11.98)	0:46.90 [10] (0:12.19)	0:34.71 [10] (0:11.20)	0:23.51 [10] (0:11.23)	0:12.28 [8] (0:12.28)						
Average Speed [km/h]	50.6	62.2	60.2	60.1	64.5	64.1	58.6						
Top Speed [km/h]	61.5	63.1	63.1	61.3	65.5	65.3	62.1						
Avg. Dist. to Rail [m]	3.2	0.2	0.6	2.4	3.3	2.3	3.2						
Avg. Stride Freq. [Hz]	2.1	2.2	2.2	2.2	2.3	2.3	2.2						
Avg. Stride Length [m]	6.3	7.1	6.7	7.0	6.9	7.3	6.9						





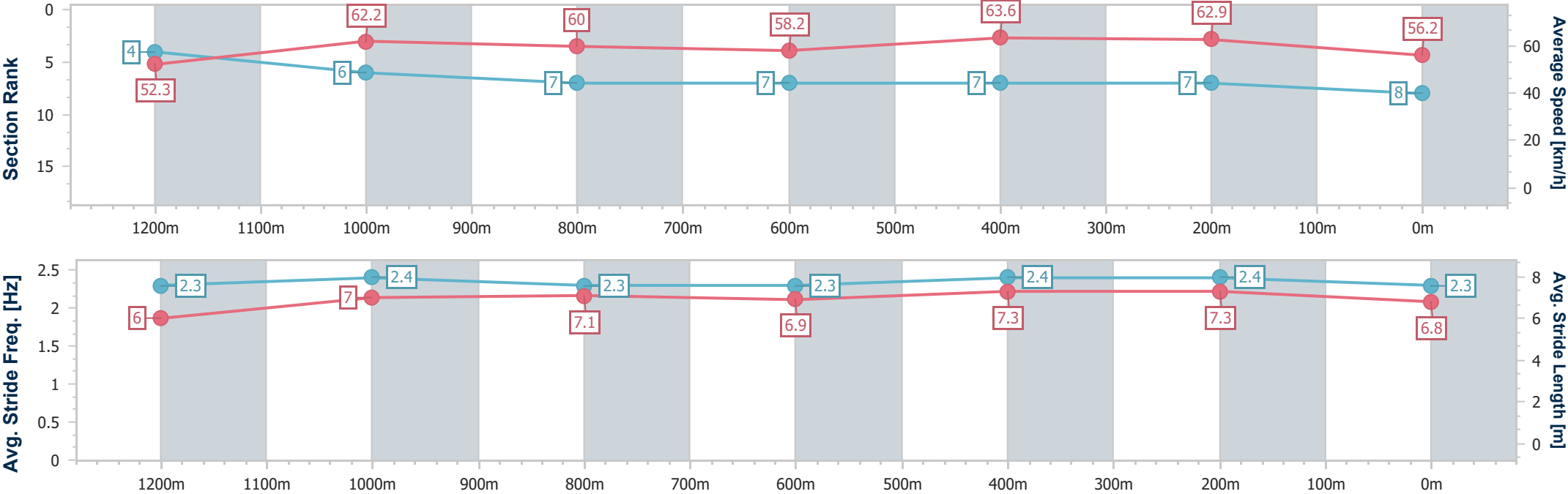
Horse/Jockey Name	The Publican
Final Rank	8
Fastest Section Time (Section)	0:11.33 (600m)
Top Speed [km/h] (Section)	64.5 (600m)
Race State	Finished



RockhamptonProfessional  
Race 10: MERRY CHRISTMAS FROM THE RJC BENCHMARK  
55 Handicap - 1400m  
18 December 2025 - 17:53  
Track Rating: Soft 5, Weather: Fine, Rail Position: +7.5 metres  
Entire Course.



Section	Overall	1200m	1000m	800m	600m	400m	200m						
Section Times	1:25.22 [8] (0:13.80)	1:11.42 [4] (0:11.55)	0:59.87 [6] (0:11.93)	0:47.94 [7] (0:12.36)	0:35.58 [7] (0:11.33)	0:24.25 [7] (0:11.44)	0:12.81 [7] (0:12.81)						
Average Speed [km/h]	52.3	62.2	60.0	58.2	63.6	62.9	56.2						
Top Speed [km/h]	61.6	63.5	61.6	60.3	64.5	64.3	60.5						
Avg. Dist. to Rail [m]	1.7	0.4	0.7	0.7	3.0	4.6	4.8						
Avg. Stride Freq. [Hz]	2.3	2.4	2.3	2.3	2.4	2.4	2.3						
Avg. Stride Length [m]	6.0	7.0	7.1	6.9	7.3	7.3	6.8						





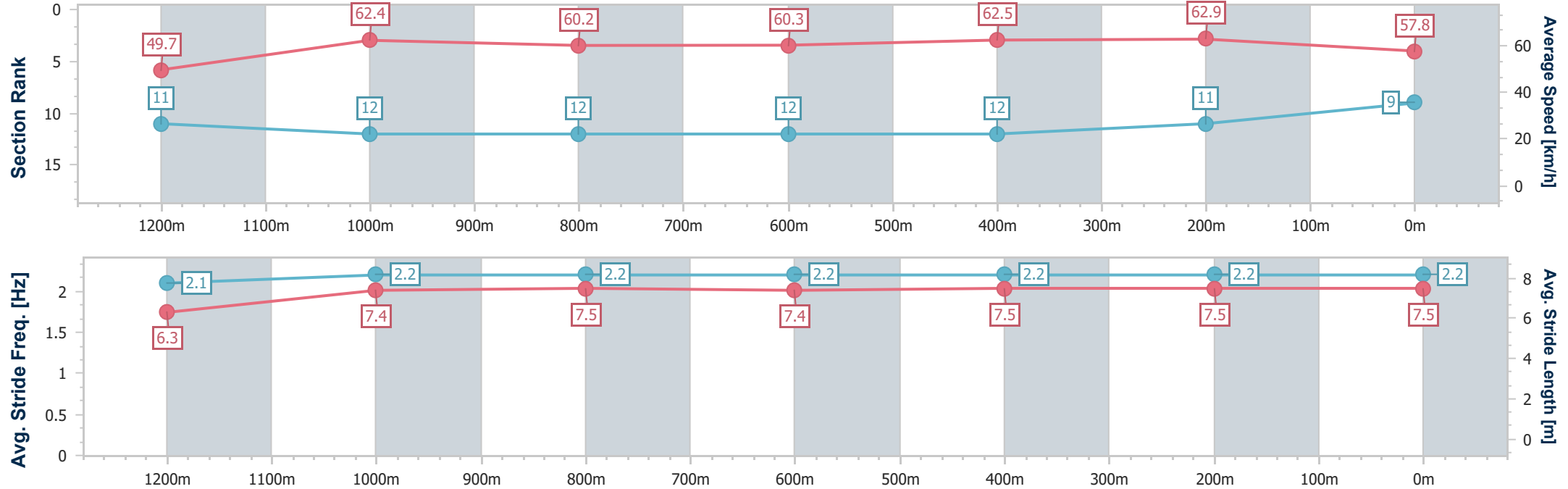
Horse/Jockey Name	Grumpywantsatissue
Final Rank	9
Fastest Section Time (Section)	0:11.47 (400m)
Top Speed [km/h] (Section)	63.9 (1200m)
Race State	Finished



RockhamptonProfessional  
Race 10: MERRY CHRISTMAS FROM THE RJC BENCHMARK  
55 Handicap - 1400m  
18 December 2025 - 17:53  
Track Rating: Soft 5, Weather: Fine, Rail Position: +7.5 metres  
Entire Course.



Section	Overall	1200m	1000m	800m	600m	400m	200m						
Section Times	1:25.58 [9] (0:14.54)	1:11.04 [11] (0:11.50)	0:59.54 [12] (0:11.92)	0:47.62 [12] (0:12.20)	0:35.42 [12] (0:11.50)	0:23.92 [12] (0:11.47)	0:12.45 [11] (0:12.45)						
Average Speed [km/h]	49.7	62.4	60.2	60.3	62.5	62.9	57.8						
Top Speed [km/h]	59.9	63.9	62.3	61.5	63.5	63.5	61.1						
Avg. Dist. to Rail [m]	0.7	0.5	0.6	2.4	4.1	5.4	6.3						
Avg. Stride Freq. [Hz]	2.1	2.2	2.2	2.2	2.2	2.2	2.2						
Avg. Stride Length [m]	6.3	7.4	7.5	7.4	7.5	7.5	7.5						





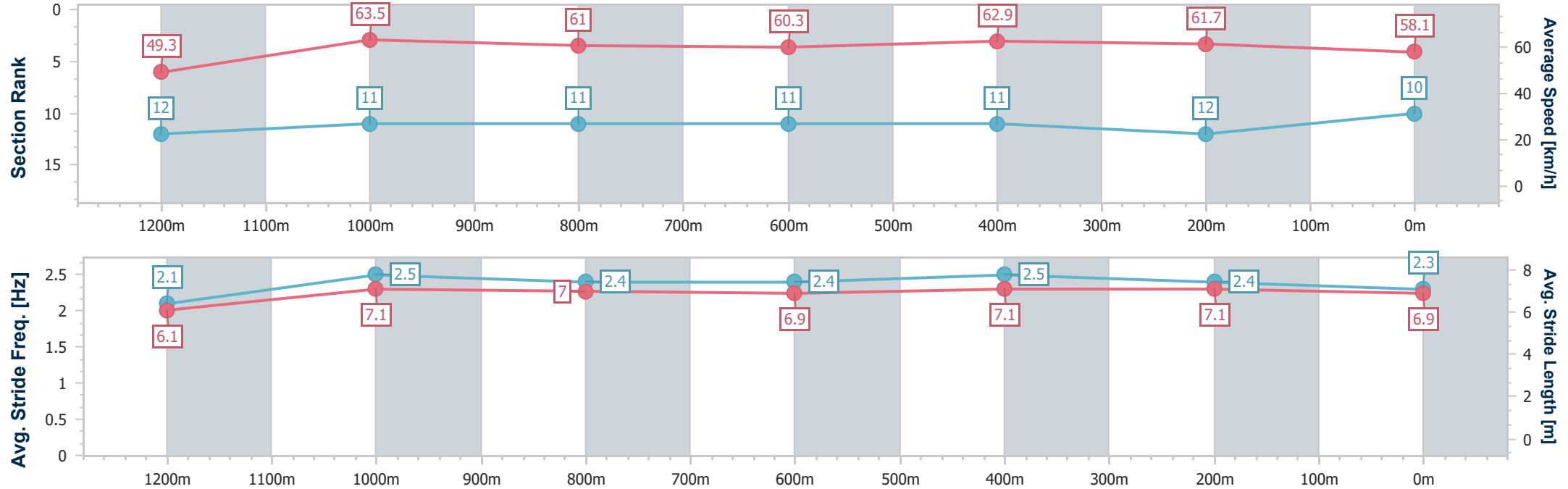
Horse/Jockey Name	Flyball
Final Rank	10
Fastest Section Time (Section)	0:11.29 (1200m)
Top Speed [km/h] (Section)	64.6 (1200m)
Race State	Finished



RockhamptonProfessional  
Race 10: MERRY CHRISTMAS FROM THE RJC BENCHMARK  
55 Handicap - 1400m  
18 December 2025 - 17:53  
Track Rating: Soft 5, Weather: Fine, Rail Position: +7.5 metres  
Entire Course.



Section	Overall	1200m	1000m	800m	600m	400m	200m						
Section Times	1:25.68 [10] (0:14.74)	1:10.94 [12] (0:11.29)	0:59.65 [11] (0:11.91)	0:47.74 [11] (0:12.19)	0:35.55 [11] (0:11.51)	0:24.04 [11] (0:11.64)	0:12.40 [12] (0:12.40)						
Average Speed [km/h]	49.3	63.5	61.0	60.3	62.9	61.7	58.1						
Top Speed [km/h]	62.5	64.6	62.7	62.0	63.3	63.3	60.6						
Avg. Dist. to Rail [m]	1.4	0.6	1.0	3.1	5.1	4.9	5.4						
Avg. Stride Freq. [Hz]	2.1	2.5	2.4	2.4	2.5	2.4	2.3						
Avg. Stride Length [m]	6.1	7.1	7.0	6.9	7.1	7.1	6.9						





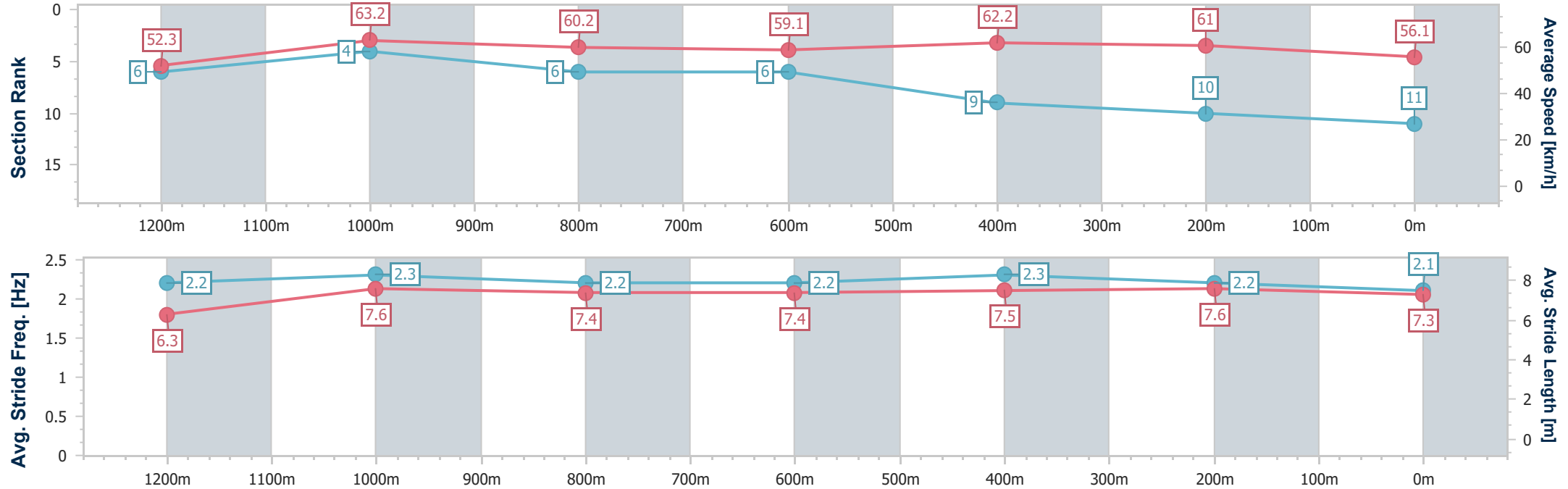
Horse/Jockey Name	Belle's Boy
Final Rank	11
Fastest Section Time (Section)	0:11.38 (1200m)
Top Speed [km/h] (Section)	65.1 (1200m)
Race State	Finished



RockhamptonProfessional  
Race 10: MERRY CHRISTMAS FROM THE RJC BENCHMARK  
55 Handicap - 1400m  
18 December 2025 - 17:53  
Track Rating: Soft 5, Weather: Fine, Rail Position: +7.5 metres  
Entire Course.



Section	Overall	1200m	1000m	800m	600m	400m	200m						
Section Times	1:25.74 [11] (0:13.82)	1:11.92 [6] (0:11.38)	1:00.54 [4] (0:11.95)	0:48.59 [6] (0:12.39)	0:36.20 [6] (0:11.58)	0:24.62 [9] (0:11.83)	0:12.79 [10] (0:12.79)						
Average Speed [km/h]	52.3	63.2	60.2	59.1	62.2	61.0	56.1						
Top Speed [km/h]	64.2	65.1	62.6	60.7	63.4	63.0	58.8						
Avg. Dist. to Rail [m]	4.3	0.3	0.3	2.1	5.5	6.4	6.9						
Avg. Stride Freq. [Hz]	2.2	2.3	2.2	2.2	2.3	2.2	2.1						
Avg. Stride Length [m]	6.3	7.6	7.4	7.4	7.5	7.6	7.3						





Horse/Jockey Name	Fioreen
Final Rank	12
Fastest Section Time (Section)	0:11.37 (1200m)
Top Speed [km/h] (Section)	64.1 (1200m)
Race State	Finished



RockhamptonProfessional  
Race 10: MERRY CHRISTMAS FROM THE RJC BENCHMARK  
55 Handicap - 1400m  
18 December 2025 - 17:53  
Track Rating: Soft 5, Weather: Fine, Rail Position: +7.5 metres  
Entire Course.



Section	Overall	1200m	1000m	800m	600m	400m	200m						
Section Times	1:25.79 [12] (0:13.54)	1:12.25 [2] (0:11.37)	1:00.88 [1] (0:11.95)	0:48.93 [2] (0:12.38)	0:36.55 [3] (0:11.53)	0:25.02 [3] (0:11.86)	0:13.16 [9] (0:13.16)						
Average Speed [km/h]	53.1	63.4	60.5	58.7	62.5	60.6	54.7						
Top Speed [km/h]	63.9	64.1	62.1	60.5	63.5	62.0	57.6						
Avg. Dist. to Rail [m]	5.8	0.9	0.2	1.5	3.1	3.3	2.8						
Avg. Stride Freq. [Hz]	2.4	2.4	2.3	2.3	2.4	2.4	2.3						
Avg. Stride Length [m]	6.0	7.4	7.2	7.0	7.1	6.9	6.6						

