



# Eagle Farm Professional

## Race 1: XXXX BENCHMARK 78 Handicap - 1000m

20 December 2025 - 12:19



BRISBANE  
RACING CLUB

Track Rating: Good 4, Weather: Fine, Rail Position: +3 metres Entire Course.

Section						Overall	800m	600m	400m	200m	Last 600m		
Field Times						0:56.43 (0:12.83)	0:43.60 (0:09.91)	0:33.69 (0:10.36)	0:23.33 (0:11.51)	0:11.82 (0:11.82)	0:33.69		
Rank	TAB	Horse/Jockey	Barrier	Top Speed [km/h]	Fastest Section						Margin		
1	1	HOLY RACKET	6	71.1	0:10.37	0:56.43 [1]	0:43.31 [3]	0:32.94 [3]	0:22.29 [3]	0:11.70 [3]	0:56.43	0:32.94	
		Rob Thorburn		800m	800m	(0:13.12)	(0:10.37)	(0:10.65)	(0:10.59)	(0:11.70)			
2	3	OVERFULL	4	72.4	0:10.35	0:57.03 [2]	0:43.74 [4]	0:33.39 [4]	0:22.70 [4]	0:11.96 [5]	3.5L	0:33.39	
		Jasper Franklin		Overall	800m	(0:13.29)	(0:10.35)	(0:10.69)	(0:10.74)	(0:11.96)			
3	4	SARATOGA POWER	5	71.8	0:10.31	0:57.17 [3]	0:43.56 [6]	0:33.25 [6]	0:22.78 [5]	0:12.15 [4]	4.34L	0:33.25	
		Braith Nock		800m	800m	(0:13.61)	(0:10.31)	(0:10.47)	(0:10.63)	(0:12.15)			
4	7	DELEXO	1	70.6	0:10.43	0:57.39 [4]	0:44.03 [5]	0:33.60 [5]	0:22.72 [6]	0:11.96 [6]	5.66L	0:33.60	
		Cejay Graham		800m	800m	(0:13.36)	(0:10.43)	(0:10.88)	(0:10.76)	(0:11.96)			
5	6	OUTWEIGHED	3	72.3	0:10.06	0:57.46 [5]	0:44.45 [2]	0:34.39 [2]	0:23.71 [2]	0:12.79 [2]	6.06L	0:34.39	
		Andrew Mallyon		800m	800m	(0:13.01)	(0:10.06)	(0:10.68)	(0:10.92)	(0:12.79)			
6	2	FIND YOUR OWN	2	74.1	0:09.91	0:57.68 [6]	0:44.85 [1]	0:34.94 [1]	0:24.58 [1]	0:13.07 [1]	7.32L	0:34.94	
		Dylan Turner		800m	800m	(0:12.83)	(0:09.91)	(0:10.36)	(0:11.51)	(0:13.07)			

Scratched: Port Erin (#5), Manpower (#8)



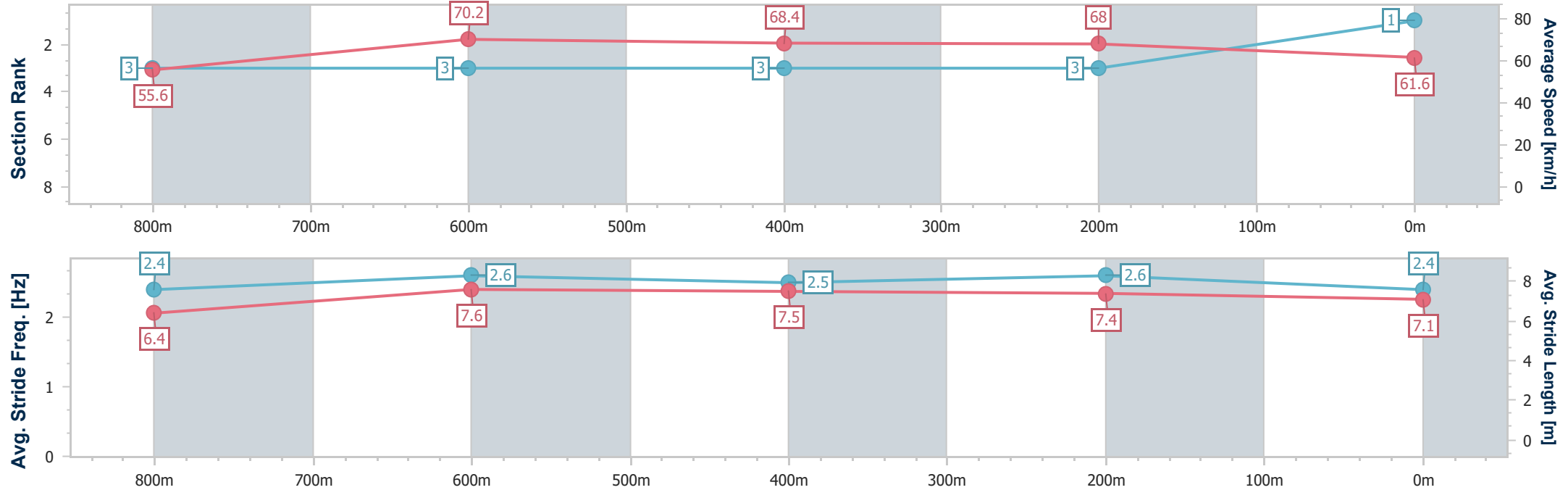
Horse/Jockey Name	Holy Racket
Final Rank	1
Fastest Section Time (Section)	0:10.37 (800m)
Top Speed [km/h] (Section)	71.1 (800m)
Race State	Finished



Eagle FarmProfessional  
Race 1: XXXX BENCHMARK 78 Handicap - 1000m  
20 December 2025 - 12:19  
Track Rating: Good 4, Weather: Fine, Rail Position: +3 metres  
Entire Course.



Section	Overall	800m	600m	400m	200m										
Section Times	0:56.43 [1] (0:13.12)	0:43.31 [3] (0:10.37)	0:32.94 [3] (0:10.65)	0:22.29 [3] (0:10.59)	0:11.70 [3] (0:11.70)										
Average Speed [km/h]	55.6	70.2	68.4	68.0	61.6										
Top Speed [km/h]	71.1	71.1	70.6	70.0	65.3										
Avg. Dist. to Rail [m]	4.8	3.1	2.4	3.4	2.2										
Avg. Stride Freq. [Hz]	2.4	2.6	2.5	2.6	2.4										
Avg. Stride Length [m]	6.4	7.6	7.5	7.4	7.1										





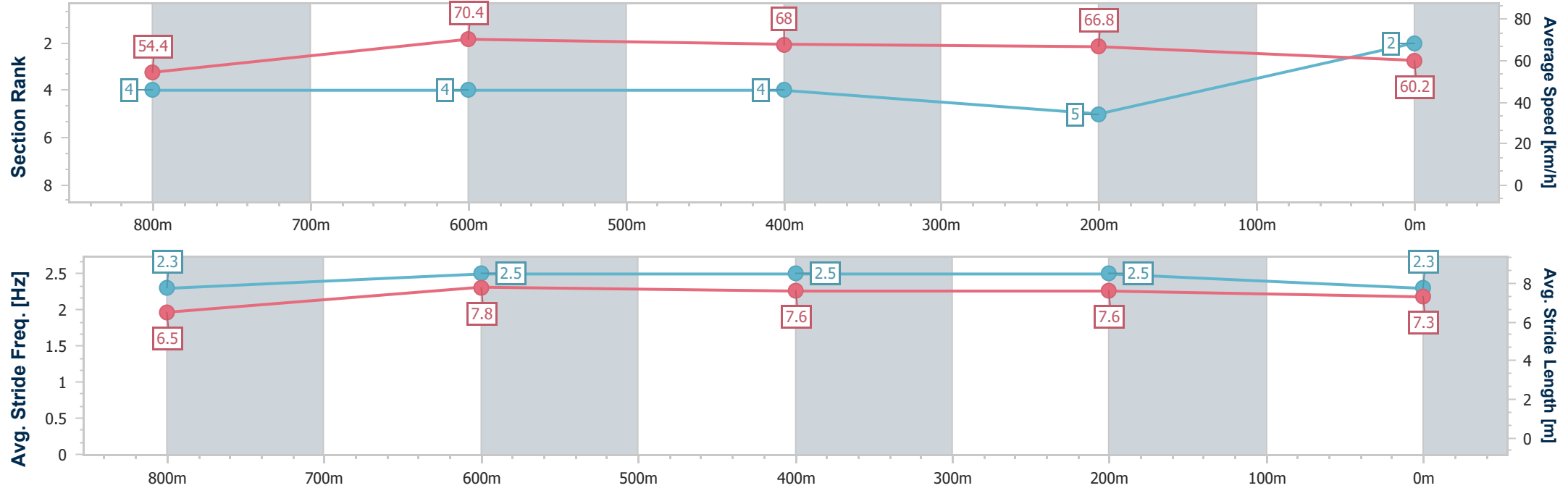
Horse/Jockey Name	Overfull
Final Rank	2
Fastest Section Time (Section)	0:10.35 (800m)
Top Speed [km/h] (Section)	72.4 (Overall)
Race State	Finished



Eagle FarmProfessional  
Race 1: XXXX BENCHMARK 78 Handicap - 1000m  
20 December 2025 - 12:19  
Track Rating: Good 4, Weather: Fine, Rail Position: +3 metres  
Entire Course.



Section	Overall	800m	600m	400m	200m										
Section Times	0:57.03 [2] (0:13.29)	0:43.74 [4] (0:10.35)	0:33.39 [4] (0:10.69)	0:22.70 [4] (0:10.74)	0:11.96 [5] (0:11.96)										
Average Speed [km/h]	54.4	70.4	68.0	66.8	60.2										
Top Speed [km/h]	72.4	72.0	68.9	68.3	63.5										
Avg. Dist. to Rail [m]	3.2	2.0	1.7	4.1	4.8										
Avg. Stride Freq. [Hz]	2.3	2.5	2.5	2.5	2.3										
Avg. Stride Length [m]	6.5	7.8	7.6	7.6	7.3										





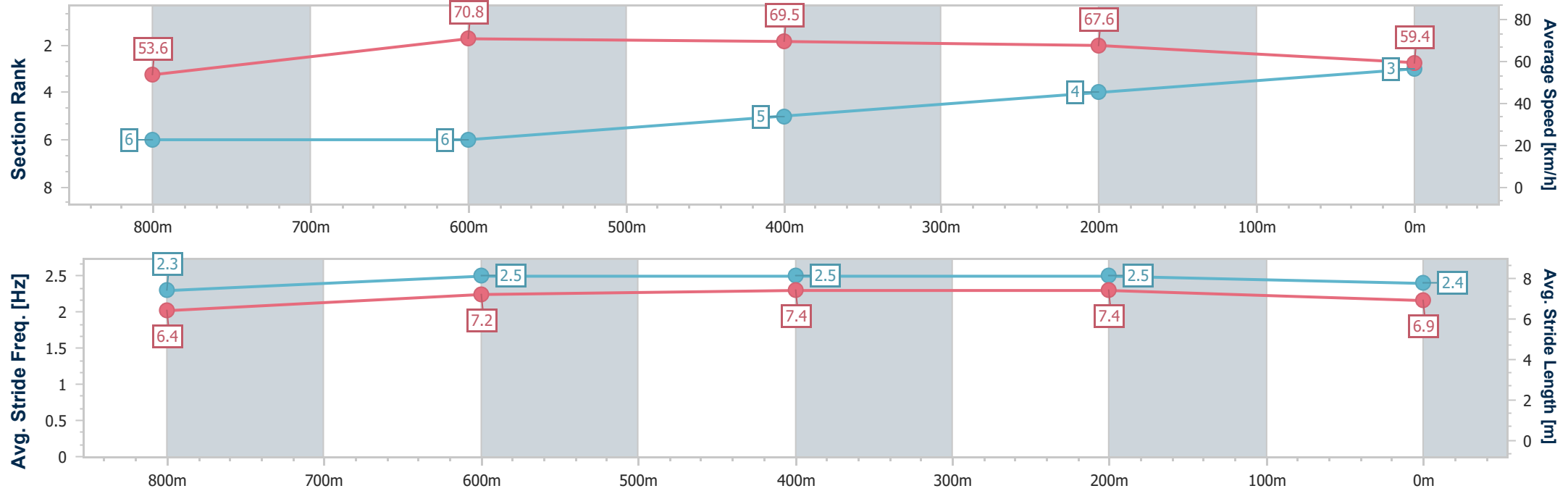
Horse/Jockey Name	Saratoga Power
Final Rank	3
Fastest Section Time (Section)	0:10.31 (800m)
Top Speed [km/h] (Section)	71.8 (800m)
Race State	Finished



Eagle FarmProfessional  
Race 1: XXXX BENCHMARK 78 Handicap - 1000m  
20 December 2025 - 12:19  
Track Rating: Good 4, Weather: Fine, Rail Position: +3 metres  
Entire Course.



Section	Overall	800m	600m	400m	200m										
Section Times	0:57.17 [3] (0:13.61)	0:43.56 [6] (0:10.31)	0:33.25 [6] (0:10.47)	0:22.78 [5] (0:10.63)	0:12.15 [4] (0:12.15)										
Average Speed [km/h]	53.6	70.8	69.5	67.6	59.4										
Top Speed [km/h]	69.9	71.8	71.5	69.6	63.8										
Avg. Dist. to Rail [m]	4.1	3.1	2.5	5.2	5.7										
Avg. Stride Freq. [Hz]	2.3	2.5	2.5	2.5	2.4										
Avg. Stride Length [m]	6.4	7.2	7.4	7.4	6.9										



[ ] Ranking at each section and finish  
-.-.- No data available at this section  
NA No data available



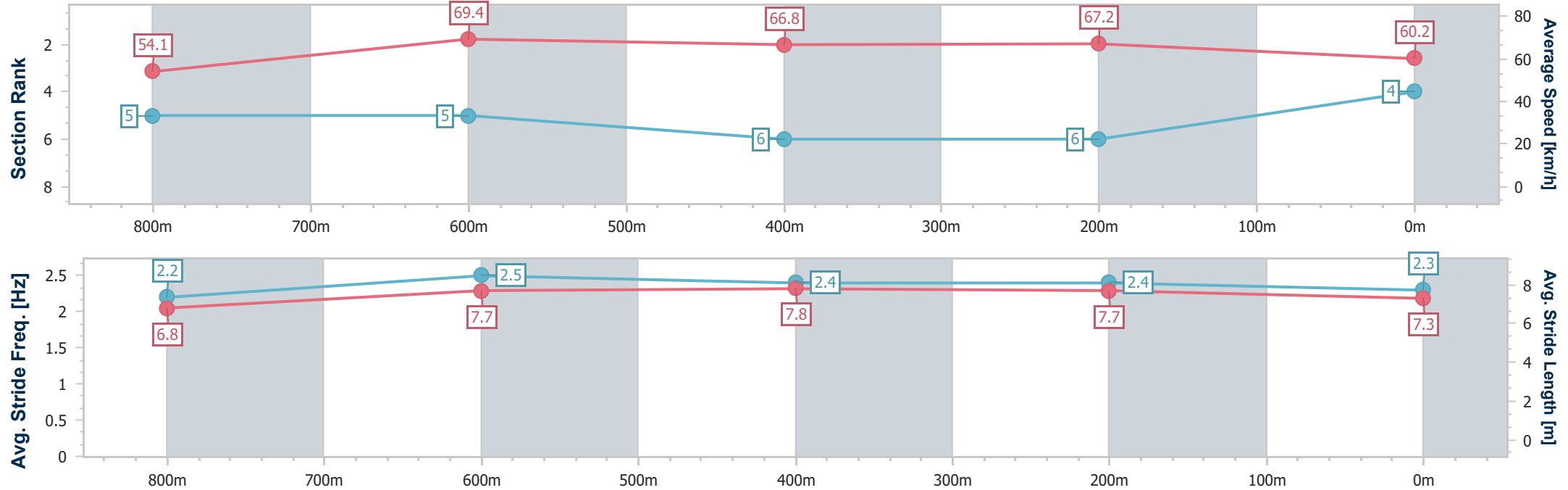
Horse/Jockey Name	Delexo
Final Rank	4
Fastest Section Time (Section)	0:10.43 (800m)
Top Speed [km/h] (Section)	70.6 (800m)
Race State	Finished



Eagle FarmProfessional  
Race 1: XXXX BENCHMARK 78 Handicap - 1000m  
20 December 2025 - 12:19  
Track Rating: Good 4, Weather: Fine, Rail Position: +3 metres  
Entire Course.



Section	Overall	800m	600m	400m	200m									
Section Times	0:57.39 [4] (0:13.36)	0:44.03 [5] (0:10.43)	0:33.60 [5] (0:10.88)	0:22.72 [6] (0:10.76)	0:11.96 [6] (0:11.96)									
Average Speed [km/h]	54.1	69.4	66.8	67.2	60.2									
Top Speed [km/h]	70.5	70.6	68.4	68.8	63.8									
Avg. Dist. to Rail [m]	1.0	1.5	2.1	2.4	3.8									
Avg. Stride Freq. [Hz]	2.2	2.5	2.4	2.4	2.3									
Avg. Stride Length [m]	6.8	7.7	7.8	7.7	7.3									





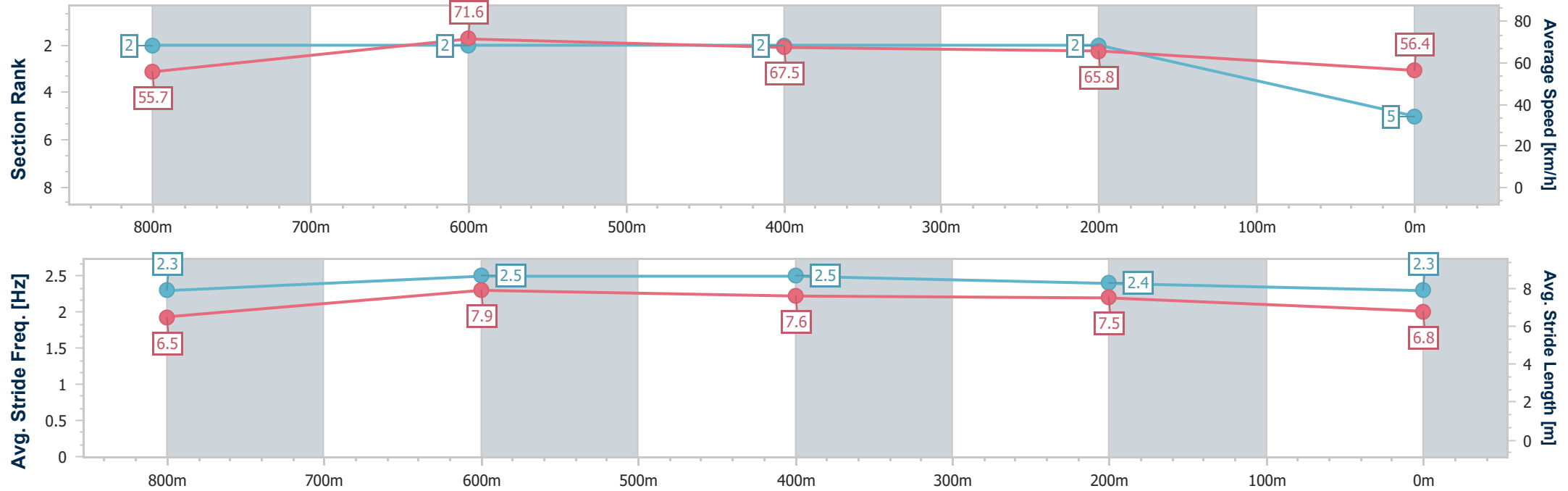
Horse/Jockey Name	Outweighed
Final Rank	5
Fastest Section Time (Section)	0:10.06 (800m)
Top Speed [km/h] (Section)	72.3 (800m)
Race State	Finished



Eagle FarmProfessional  
Race 1: XXXX BENCHMARK 78 Handicap - 1000m  
20 December 2025 - 12:19  
Track Rating: Good 4, Weather: Fine, Rail Position: +3 metres  
Entire Course.



Section	Overall	800m	600m	400m	200m										
Section Times	0:57.46 [5] (0:13.01)	0:44.45 [2] (0:10.06)	0:34.39 [2] (0:10.68)	0:23.71 [2] (0:10.92)	0:12.79 [2] (0:12.79)										
Average Speed [km/h]	55.7	71.6	67.5	65.8	56.4										
Top Speed [km/h]	70.9	72.3	69.3	69.0	61.5										
Avg. Dist. to Rail [m]	1.7	0.5	1.0	2.0	1.4										
Avg. Stride Freq. [Hz]	2.3	2.5	2.5	2.4	2.3										
Avg. Stride Length [m]	6.5	7.9	7.6	7.5	6.8										



[ ] Ranking at each section and finish  
-.-.- No data available at this section  
NA No data available



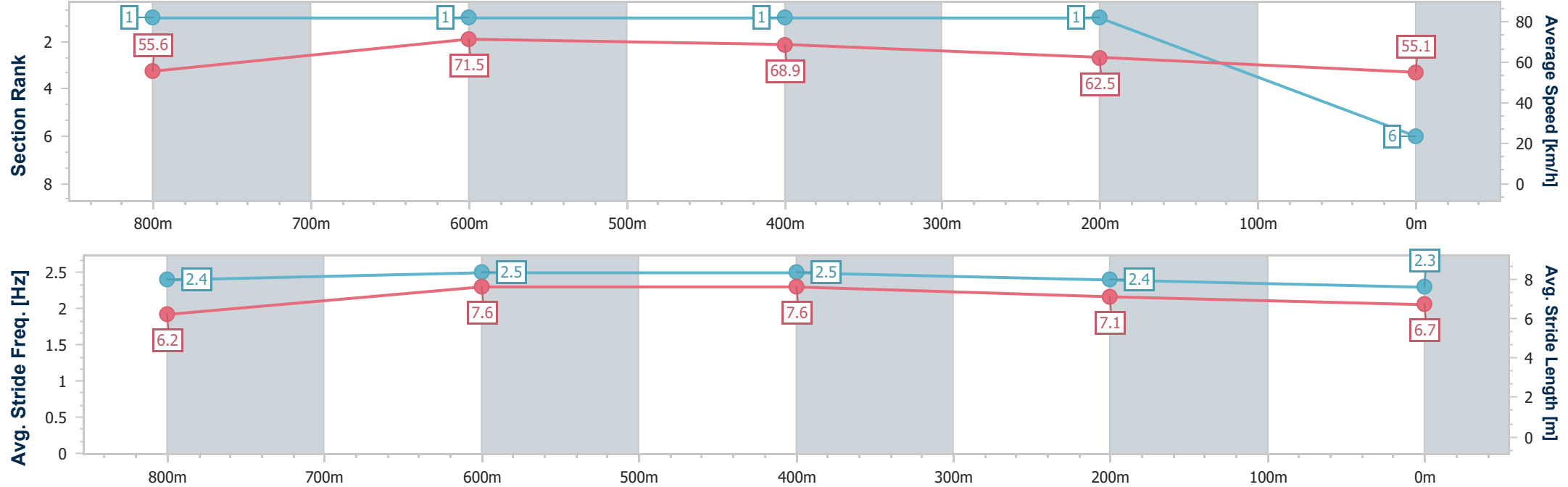
Horse/Jockey Name	Find Your Own
Final Rank	6
Fastest Section Time (Section)	0:09.91 (800m)
Top Speed [km/h] (Section)	74.1 (800m)
Race State	Finished



Eagle FarmProfessional  
Race 1: XXXX BENCHMARK 78 Handicap - 1000m  
20 December 2025 - 12:19  
Track Rating: Good 4, Weather: Fine, Rail Position: +3 metres  
Entire Course.



Section	Overall	800m	600m	400m	200m										
Section Times	0:57.68 [6] (0:12.83)	0:44.85 [1] (0:09.91)	0:34.94 [1] (0:10.36)	0:24.58 [1] (0:11.51)	0:13.07 [1] (0:13.07)										
Average Speed [km/h]	55.6	71.5	68.9	62.5	55.1										
Top Speed [km/h]	69.6	74.1	71.0	66.1	62.5										
Avg. Dist. to Rail [m]	2.7	4.2	2.0	1.2	3.9										
Avg. Stride Freq. [Hz]	2.4	2.5	2.5	2.4	2.3										
Avg. Stride Length [m]	6.2	7.6	7.6	7.1	6.7										



- [ ] Ranking at each section and finish
- .-.- No data available at this section
- NA No data available



# Eagle Farm Professional

## Race 2: NOVA 106.9 Class 3 Handicap - 1800m

20 December 2025 - 12:54



BRISBANE  
RACING CLUB

Track Rating: Good 4, Weather: Fine, Rail Position: +3 metres Entire Course.

Section						Overall	1600m	1400m	1200m	1000m	800m	600m	Last 600m		
Field Times						1:48.02 (0:13.77)	1:34.25 (0:11.21)	1:23.04 (0:11.71)	1:11.33 (0:12.06)	0:59.27 (0:12.10)	0:47.17 (0:11.72)	0:35.45 (0:11.71)	0:35.45		
Rank	TAB	Horse/Jockey	Barrier	Top Speed [km/h]	Fastest Section										Distance Travelled [m]
1	3	NOBLE CONQUEROR	9	65.2	0:11.19	1:48.02 [1]	1:33.54 [7]	1:22.04 [7]	1:10.41 [7]	0:58.40 [7]	0:46.53 [7]	0:34.41 [7]	0:34.41		
		Kyle Wilson-Taylor		Overall	400m	(0:14.48)	(0:11.50)	(0:11.63)	(0:12.01)	(0:11.87)	(0:12.12)	(0:11.49)			
2	5	PRINCE LEVI	6	65.4	0:11.15	1:48.03 [2]	1:33.53 [8]	1:22.02 [8]	1:10.31 [8]	0:58.38 [8]	0:46.30 [9]	0:34.27 [9]	0:34.27	+10	
		Brandon Lerena		600m	600m	(0:14.50)	(0:11.51)	(0:11.71)	(0:11.93)	(0:12.08)	(0:12.03)	(0:11.15)			
3	10	SANCTUARY STORM	1	71.3	0:11.24	1:48.43 [3]	1:34.43 [4]	1:23.06 [4]	1:11.28 [4]	0:59.19 [5]	0:47.46 [3]	0:35.12 [5]	0:35.12	-3	
		Daniel Moor		800m	400m	(0:14.00)	(0:11.37)	(0:11.78)	(0:12.09)	(0:11.73)	(0:12.34)	(0:11.65)			
4	11	TECHNA	7	67.4	0:11.31	1:48.46 [4]	1:33.72 [9]	1:22.17 [9]	1:10.44 [9]	0:58.48 [9]	0:46.78 [8]	0:34.73 [8]	0:34.73	+5	
		Robbie Dolan		400m	400m	(0:14.74)	(0:11.55)	(0:11.73)	(0:11.96)	(0:11.70)	(0:12.05)	(0:11.34)			
5	4	EL PENSADOR	5	66.4	0:11.29	1:48.62 [5]	1:34.85 [1]	1:23.56 [2]	1:11.81 [2]	0:59.80 [2]	0:47.76 [2]	0:35.80 [2]	0:35.80	+7	
		Angela Jones		1600m	1600m	(0:13.77)	(0:11.29)	(0:11.75)	(0:12.01)	(0:12.04)	(0:11.96)	(0:11.46)			
6	9	TORO STRIKE	4	64.4	0:11.42	1:48.63 [6]	1:34.20 [6]	1:22.69 [6]	1:11.06 [6]	0:59.06 [6]	0:47.16 [6]	0:35.23 [6]	0:35.23	-5	
		Andrew Mallyon		400m	600m	(0:14.43)	(0:11.51)	(0:11.63)	(0:12.00)	(0:11.90)	(0:11.93)	(0:11.42)			
7	8	KAFFIR LILY	2	64.0	0:11.48	1:48.71 [7]	1:34.65 [5]	1:23.13 [5]	1:11.48 [5]	0:59.50 [4]	0:47.60 [5]	0:35.50 [4]	0:35.50	+0	
		Jake Bayliss		400m	600m	(0:14.06)	(0:11.52)	(0:11.65)	(0:11.98)	(0:11.90)	(0:12.10)	(0:11.48)			
8	7	CONEY ISLAND BABY	8	64.6	0:11.46	1:49.56 [8]	1:35.70 [3]	1:24.24 [3]	1:12.54 [3]	1:00.50 [3]	0:48.53 [4]	0:36.39 [3]	0:36.39	+2	
		Mark Du Plessis		1600m	1600m	(0:13.86)	(0:11.46)	(0:11.70)	(0:12.04)	(0:11.97)	(0:12.14)	(0:11.73)			
9	6	BRAND NEW	3	66.0	0:11.15	1:51.00 [9]	1:37.17 [2]	1:26.02 [1]	1:14.31 [1]	1:02.25 [1]	0:50.15 [1]	0:38.43 [1]	0:38.43	+7	
		Adam Sewell		1600m	1600m	(0:13.83)	(0:11.15)	(0:11.71)	(0:12.06)	(0:12.10)	(0:11.72)	(0:11.95)			

Scratched: Planned Encounter (#12), Eclair Encore (#2), Nails Murphy (#1)





# Eagle Farm Professional

## Race 2: NOVA 106.9 Class 3 Handicap - 1800m

20 December 2025 - 12:54



BRISBANE  
RACING CLUB

Track Rating: Good 4, Weather: Fine, Rail Position: +3 metres Entire Course.

Section		400m		200m		Last 600m			
Field Times		0:23.74 (0:11.74)		0:12.00 (0:12.00)		0:35.45			
Rank	TAB	Horse/Jockey	Barrier	Top Speed [km/h]	Fastest Section	Margin		Distance Travelled [m]	
1	3	NOBLE CONQUEROR	9	65.2	0:11.19	0:22.92 [9]	0:11.73 [6]	1:48.02	0:34.41
		Kyle Wilson-Taylor		Overall	400m	(0:11.19)	(0:11.73)		
2	5	PRINCE LEVI	6	65.4	0:11.15	0:23.12 [6]	0:11.80 [3]	0.04L	0:34.27 +10
		Brandon Lerena		600m	600m	(0:11.32)	(0:11.80)		
3	10	SANCTUARY STORM	1	71.3	0:11.24	0:23.47 [7]	0:12.23 [2]	2.45L	0:35.12 -3
		Daniel Moor		800m	400m	(0:11.24)	(0:12.23)		
4	11	TECHNA	7	67.4	0:11.31	0:23.39 [8]	0:12.08 [7]	2.58L	0:34.73 +5
		Robbie Dolan		400m	400m	(0:11.31)	(0:12.08)		
5	4	EL PENSADOR	5	66.4	0:11.29	0:24.34 [1]	0:12.60 [1]	3.53L	0:35.80 +7
		Angela Jones		1600m	1600m	(0:11.74)	(0:12.60)		
6	9	TORO STRIKE	4	64.4	0:11.42	0:23.81 [4]	0:12.36 [4]	3.62L	0:35.23 -5
		Andrew Mallyon		400m	600m	(0:11.45)	(0:12.36)		
7	8	KAFFIR LILY	2	64.0	0:11.48	0:24.02 [3]	0:12.43 [5]	4.07L	0:35.50 +0
		Jake Bayliss		400m	600m	(0:11.59)	(0:12.43)		
8	7	CONEY ISLAND BABY	8	64.6	0:11.46	0:24.66 [5]	0:12.71 [8]	9.07L	0:36.39 +2
		Mark Du Plessis		1600m	1600m	(0:11.95)	(0:12.71)		
9	6	BRAND NEW	3	66.0	0:11.15	0:26.48 [2]	0:14.10 [9]	17.53L	0:38.43 +7
		Adam Sewell		1600m	1600m	(0:12.38)	(0:14.10)		

Scratched: Planned Encounter (#12), Eclair Encore (#2), Nails Murphy (#1)



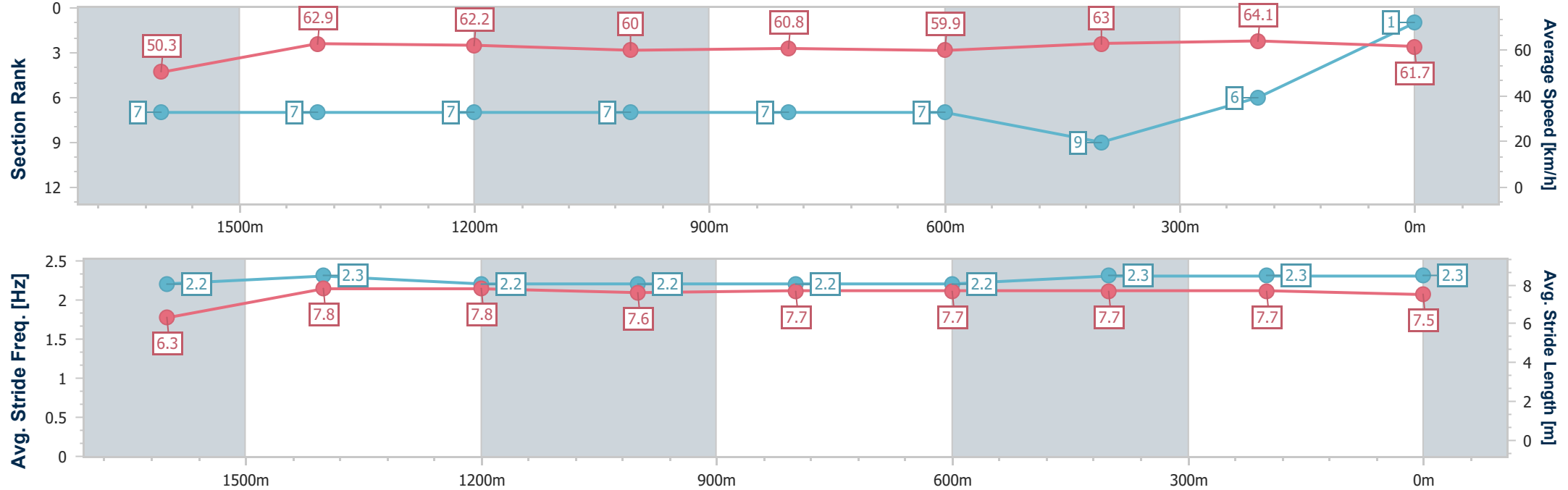
Horse/Jockey Name	Noble Conqueror
Final Rank	1
Fastest Section Time (Section)	0:11.19 (400m)
Top Speed [km/h] (Section)	65.2 (Overall)
Race State	Finished



Eagle Farm Professional  
Race 2: NOVA 106.9 Class 3 Handicap - 1800m  
20 December 2025 - 12:54  
Track Rating: Good 4, Weather: Fine, Rail Position: +3 metres  
Entire Course.



Section	Overall	1600m	1400m	1200m	1000m	800m	600m	400m	200m				
Section Times	1:48.02 [1] (0:14.48)	1:33.54 [7] (0:11.50)	1:22.04 [7] (0:11.63)	1:10.41 [7] (0:12.01)	0:58.40 [7] (0:11.87)	0:46.53 [7] (0:12.12)	0:34.41 [7] (0:11.49)	0:22.92 [9] (0:11.19)	0:11.73 [6] (0:11.73)				
Average Speed [km/h]	50.3	62.9	62.2	60.0	60.8	59.9	63.0	64.1	61.7				
Top Speed [km/h]	65.2	65.0	63.7	60.9	62.3	62.8	64.9	65.1	64.2				
Avg. Dist. to Rail [m]	7.0	1.3	1.7	2.2	1.0	1.4	0.8	3.8	6.6				
Avg. Stride Freq. [Hz]	2.2	2.3	2.2	2.2	2.2	2.2	2.3	2.3	2.3				
Avg. Stride Length [m]	6.3	7.8	7.8	7.6	7.7	7.7	7.7	7.7	7.5				





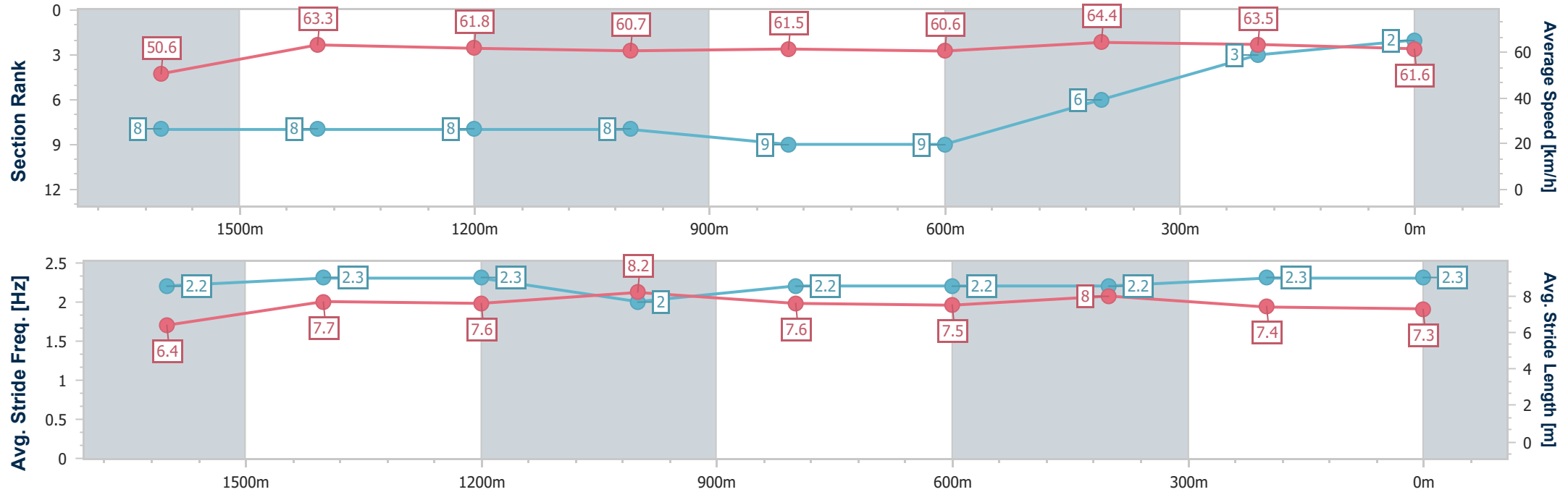
Horse/Jockey Name	Prince Levi
Final Rank	2
Fastest Section Time (Section)	0:11.15 (600m)
Top Speed [km/h] (Section)	65.4 (600m)
Race State	Finished



Eagle Farm Professional  
Race 2: NOVA 106.9 Class 3 Handicap - 1800m  
20 December 2025 - 12:54  
Track Rating: Good 4, Weather: Fine, Rail Position: +3 metres  
Entire Course.



Section	Overall	1600m	1400m	1200m	1000m	800m	600m	400m	200m				
Section Times	1:48.03 [2] (0:14.50)	1:33.53 [8] (0:11.51)	1:22.02 [8] (0:11.71)	1:10.31 [8] (0:11.93)	0:58.38 [8] (0:12.08)	0:46.30 [9] (0:12.03)	0:34.27 [9] (0:11.15)	0:23.12 [6] (0:11.32)	0:11.80 [3] (0:11.80)				
Average Speed [km/h]	50.6	63.3	61.8	60.7	61.5	60.6	64.4	63.5	61.6				
Top Speed [km/h]	62.6	65.3	64.5	62.0	62.4	63.1	65.4	65.3	63.1				
Avg. Dist. to Rail [m]	6.5	3.8	6.1	7.7	5.8	2.8	0.5	2.5	4.2				
Avg. Stride Freq. [Hz]	2.2	2.3	2.3	2.0	2.2	2.2	2.2	2.3	2.3				
Avg. Stride Length [m]	6.4	7.7	7.6	8.2	7.6	7.5	8.0	7.4	7.3				



[ ] Ranking at each section and finish  
-.-.- No data available at this section  
NA No data available



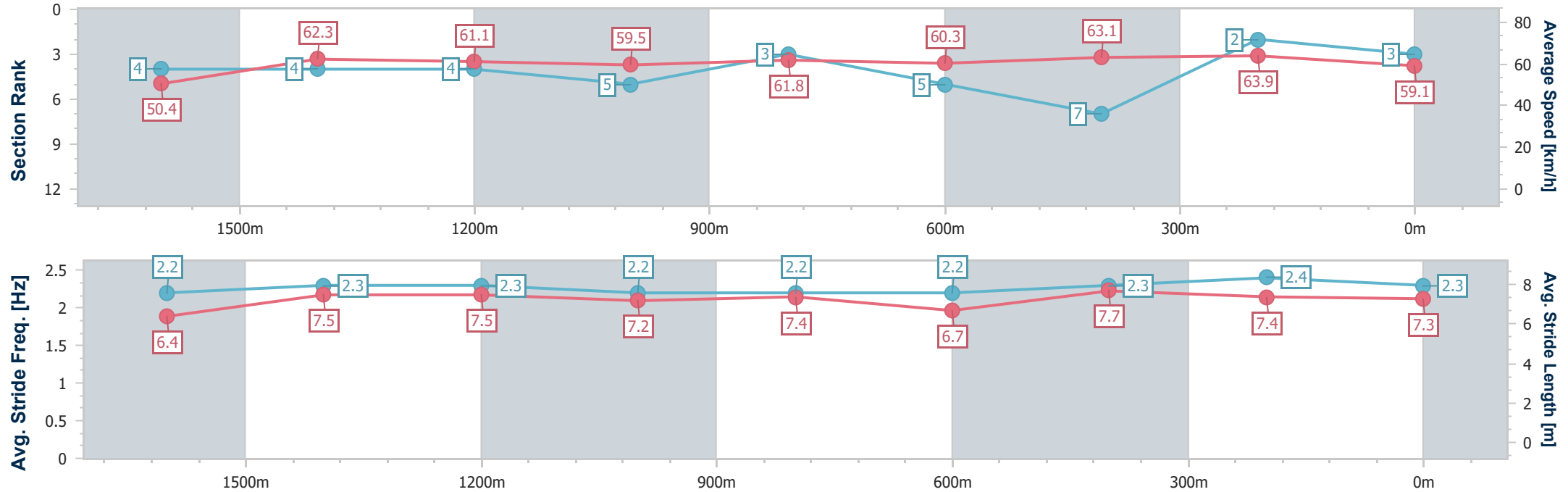
Horse/Jockey Name	Sanctuary Storm
Final Rank	3
Fastest Section Time (Section)	0:11.24 (400m)
Top Speed [km/h] (Section)	71.3 (800m)
Race State	Finished



Eagle Farm Professional  
Race 2: NOVA 106.9 Class 3 Handicap - 1800m  
20 December 2025 - 12:54  
Track Rating: Good 4, Weather: Fine, Rail Position: +3 metres  
Entire Course.



Section	Overall	1600m	1400m	1200m	1000m	800m	600m	400m	200m				
Section Times	1:48.43 [3] (0:14.00)	1:34.43 [4] (0:11.37)	1:23.06 [4] (0:11.78)	1:11.28 [4] (0:12.09)	0:59.19 [5] (0:11.73)	0:47.46 [3] (0:12.34)	0:35.12 [5] (0:11.65)	0:23.47 [7] (0:11.24)	0:12.23 [2] (0:12.23)				
Average Speed [km/h]	50.4	62.3	61.1	59.5	61.8	60.3	63.1	63.9	59.1				
Top Speed [km/h]	64.4	64.7	62.8	61.4	66.2	71.3	67.1	69.2	61.8				
Avg. Dist. to Rail [m]	4.3	4.1	3.2	0.7	1.4	7.3	3.3	0.5	1.0				
Avg. Stride Freq. [Hz]	2.2	2.3	2.3	2.2	2.2	2.2	2.3	2.4	2.3				
Avg. Stride Length [m]	6.4	7.5	7.5	7.2	7.4	6.7	7.7	7.4	7.3				





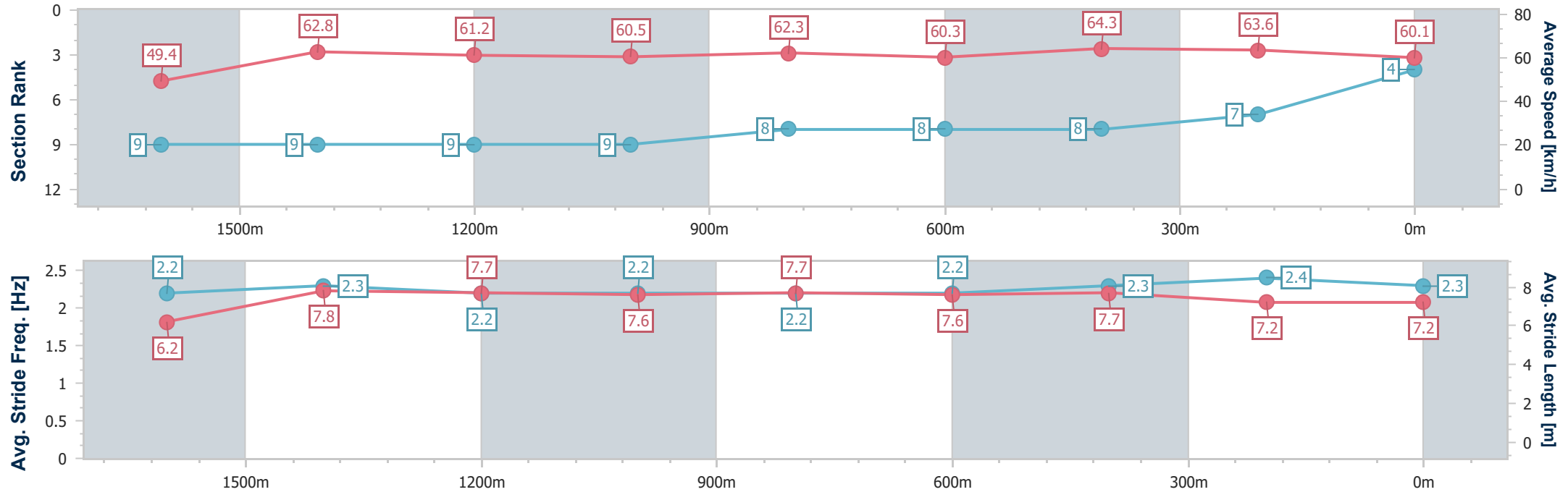
Horse/Jockey Name	Techna
Final Rank	4
Fastest Section Time (Section)	0:11.31 (400m)
Top Speed [km/h] (Section)	67.4 (400m)
Race State	Finished



Eagle Farm Professional  
Race 2: NOVA 106.9 Class 3 Handicap - 1800m  
20 December 2025 - 12:54  
Track Rating: Good 4, Weather: Fine, Rail Position: +3 metres  
Entire Course.



Section	Overall	1600m	1400m	1200m	1000m	800m	600m	400m	200m				
Section Times	1:48.46 [4] (0:14.74)	1:33.72 [9] (0:11.55)	1:22.17 [9] (0:11.73)	1:10.44 [9] (0:11.96)	0:58.48 [9] (0:11.70)	0:46.78 [8] (0:12.05)	0:34.73 [8] (0:11.34)	0:23.39 [8] (0:11.31)	0:12.08 [7] (0:12.08)				
Average Speed [km/h]	49.4	62.8	61.2	60.5	62.3	60.3	64.3	63.6	60.1				
Top Speed [km/h]	61.7	64.2	62.4	61.4	63.5	65.0	65.8	67.4	63.5				
Avg. Dist. to Rail [m]	6.2	1.3	1.9	1.8	2.7	2.2	3.0	5.4	4.7				
Avg. Stride Freq. [Hz]	2.2	2.3	2.2	2.2	2.2	2.2	2.3	2.4	2.3				
Avg. Stride Length [m]	6.2	7.8	7.7	7.6	7.7	7.6	7.7	7.2	7.2				



[ ] Ranking at each section and finish  
- - - - - No data available at this section  
NA No data available



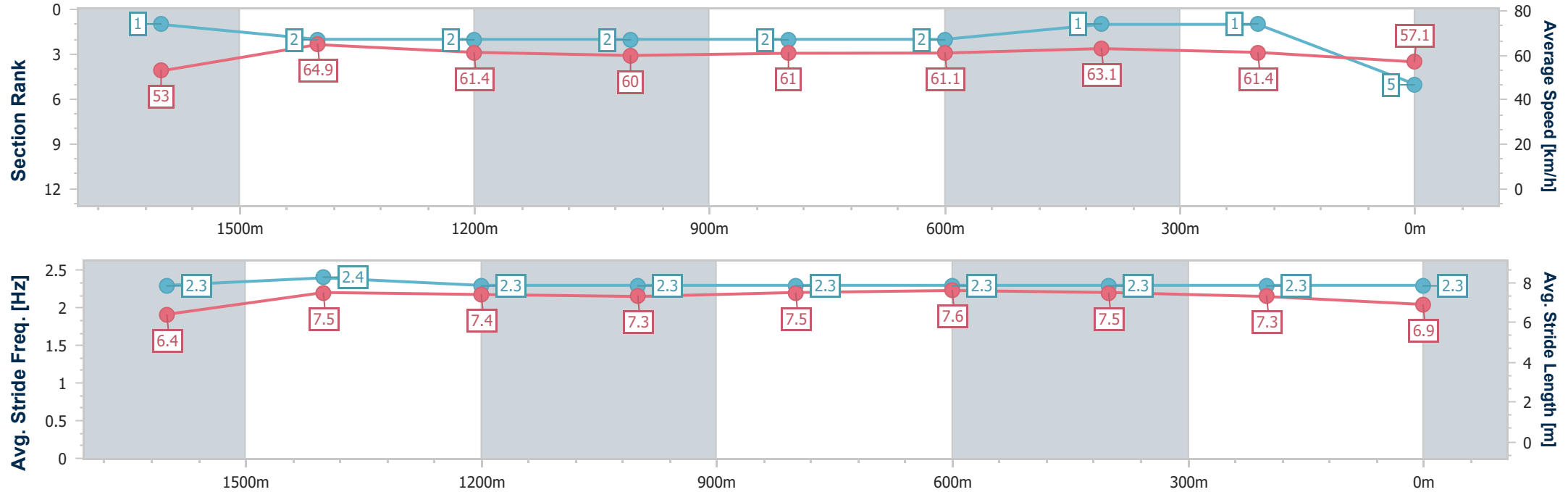
Horse/Jockey Name	El Pensador
Final Rank	5
Fastest Section Time (Section)	0:11.29 (1600m)
Top Speed [km/h] (Section)	66.4 (1600m)
Race State	Finished



Eagle Farm Professional  
Race 2: NOVA 106.9 Class 3 Handicap - 1800m  
20 December 2025 - 12:54  
Track Rating: Good 4, Weather: Fine, Rail Position: +3 metres  
Entire Course.



Section	Overall	1600m	1400m	1200m	1000m	800m	600m	400m	200m				
Section Times	1:48.62 [5] (0:13.77)	1:34.85 [1] (0:11.29)	1:23.56 [2] (0:11.75)	1:11.81 [2] (0:12.01)	0:59.80 [2] (0:12.04)	0:47.76 [2] (0:11.96)	0:35.80 [2] (0:11.46)	0:24.34 [1] (0:11.74)	0:12.60 [1] (0:12.60)				
Average Speed [km/h]	53.0	64.9	61.4	60.0	61.0	61.1	63.1	61.4	57.1				
Top Speed [km/h]	65.4	66.4	64.5	60.8	62.1	62.8	64.3	62.2	60.6				
Avg. Dist. to Rail [m]	6.2	4.6	4.4	4.5	3.8	2.7	1.1	1.2	0.8				
Avg. Stride Freq. [Hz]	2.3	2.4	2.3	2.3	2.3	2.3	2.3	2.3	2.3				
Avg. Stride Length [m]	6.4	7.5	7.4	7.3	7.5	7.6	7.5	7.3	6.9				





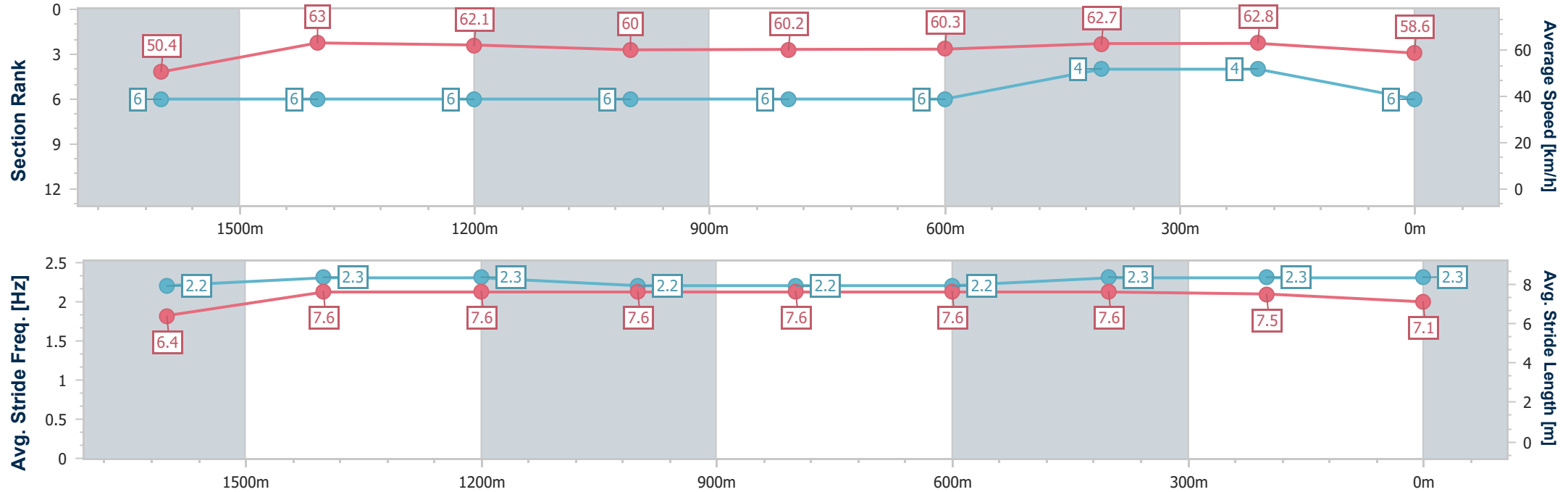
Horse/Jockey Name	Toro Strike
Final Rank	6
Fastest Section Time (Section)	0:11.42 (600m)
Top Speed [km/h] (Section)	64.4 (400m)
Race State	Finished



Eagle Farm Professional  
Race 2: NOVA 106.9 Class 3 Handicap - 1800m  
20 December 2025 - 12:54  
Track Rating: Good 4, Weather: Fine, Rail Position: +3 metres  
Entire Course.



Section	Overall	1600m	1400m	1200m	1000m	800m	600m	400m	200m				
Section Times	1:48.63 [6] (0:14.43)	1:34.20 [6] (0:11.51)	1:22.69 [6] (0:11.63)	1:11.06 [6] (0:12.00)	0:59.06 [6] (0:11.90)	0:47.16 [6] (0:11.93)	0:35.23 [6] (0:11.42)	0:23.81 [4] (0:11.45)	0:12.36 [4] (0:12.36)				
Average Speed [km/h]	50.4	63.0	62.1	60.0	60.2	60.3	62.7	62.8	58.6				
Top Speed [km/h]	64.1	64.1	64.0	60.7	61.2	62.5	64.4	64.4	61.0				
Avg. Dist. to Rail [m]	4.8	1.9	1.1	0.9	0.3	0.3	1.0	1.3	1.9				
Avg. Stride Freq. [Hz]	2.2	2.3	2.3	2.2	2.2	2.2	2.3	2.3	2.3				
Avg. Stride Length [m]	6.4	7.6	7.6	7.6	7.6	7.6	7.6	7.5	7.1				



[ ] Ranking at each section and finish  
-.-.- No data available at this section  
NA No data available



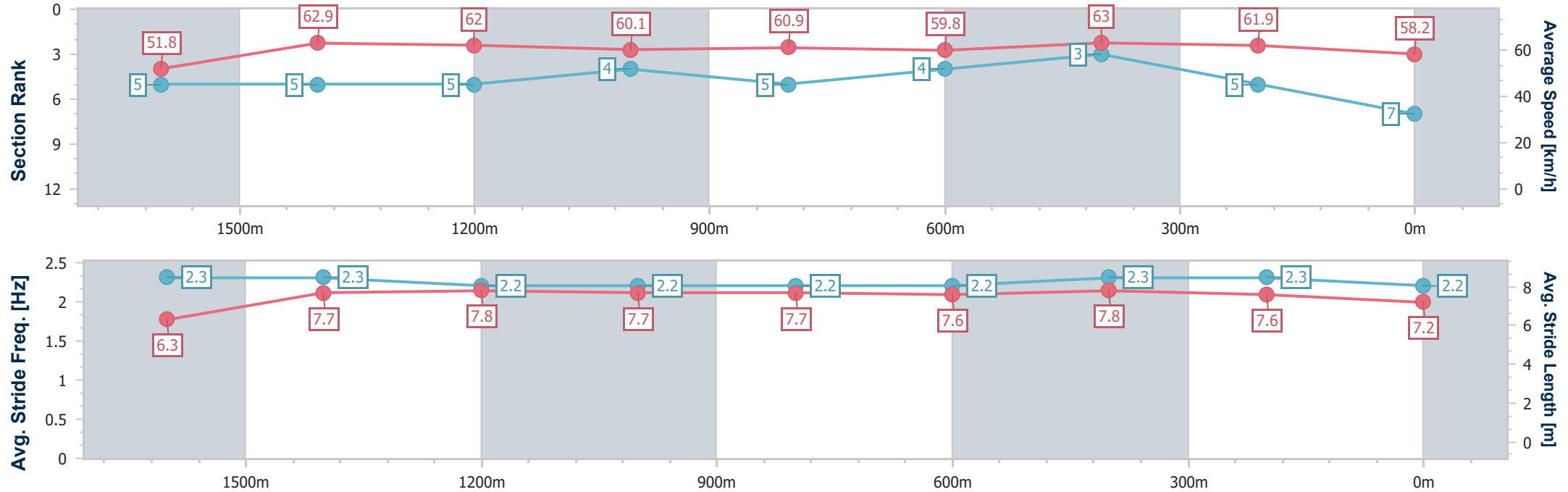
Horse/Jockey Name	Kaffir Lily
Final Rank	7
Fastest Section Time (Section)	0:11.48 (600m)
Top Speed [km/h] (Section)	64.0 (400m)
Race State	Finished



Eagle Farm Professional  
Race 2: NOVA 106.9 Class 3 Handicap - 1800m  
20 December 2025 - 12:54  
Track Rating: Good 4, Weather: Fine, Rail Position: +3 metres  
Entire Course.



Section	Overall	1600m	1400m	1200m	1000m	800m	600m	400m	200m				
Section Times	1:48.71 [7] (0:14.06)	1:34.65 [5] (0:11.52)	1:23.13 [5] (0:11.65)	1:11.48 [5] (0:11.98)	0:59.50 [4] (0:11.90)	0:47.60 [5] (0:12.10)	0:35.50 [4] (0:11.48)	0:24.02 [3] (0:11.59)	0:12.43 [5] (0:12.43)				
Average Speed [km/h]	51.8	62.9	62.0	60.1	60.9	59.8	63.0	61.9	58.2				
Top Speed [km/h]	63.9	64.0	63.4	60.7	61.5	62.5	63.6	64.0	60.7				
Avg. Dist. to Rail [m]	3.5	2.4	2.7	3.0	1.3	1.7	0.4	1.2	2.5				
Avg. Stride Freq. [Hz]	2.3	2.3	2.2	2.2	2.2	2.2	2.3	2.3	2.2				
Avg. Stride Length [m]	6.3	7.7	7.8	7.7	7.7	7.6	7.8	7.6	7.2				



[ ] Ranking at each section and finish  
- - - - No data available at this section  
NA No data available





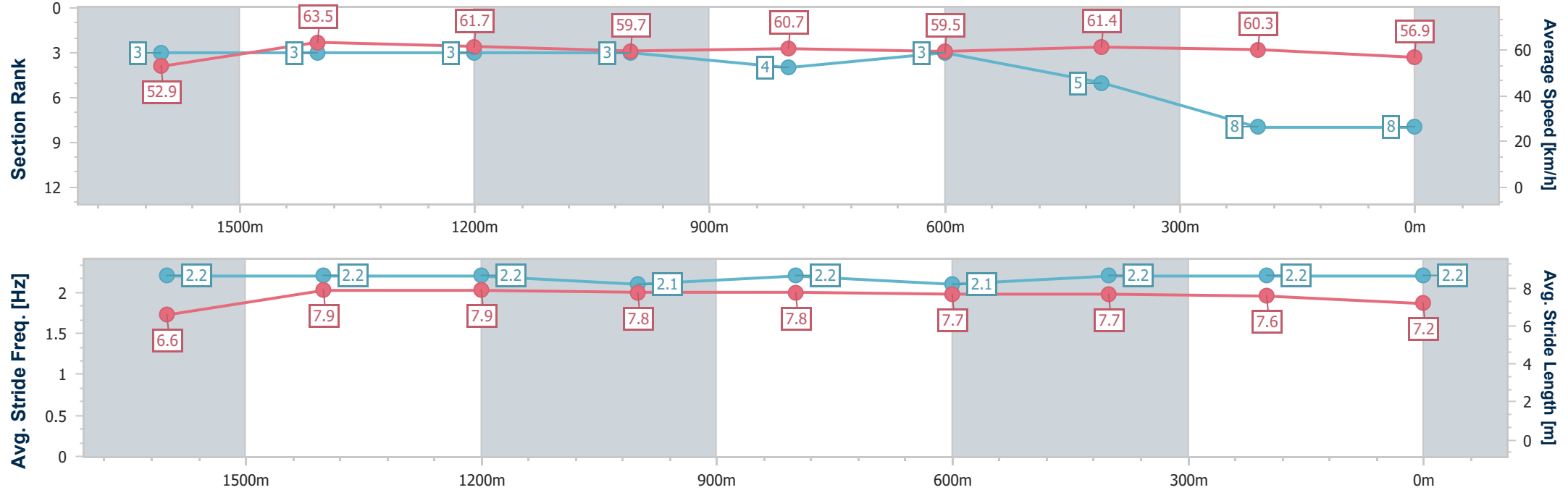
Horse/Jockey Name	Coney Island Baby
Final Rank	8
Fastest Section Time (Section)	0:11.46 (1600m)
Top Speed [km/h] (Section)	64.6 (1600m)
Race State	Finished



Eagle Farm Professional  
Race 2: NOVA 106.9 Class 3 Handicap - 1800m  
20 December 2025 - 12:54  
Track Rating: Good 4, Weather: Fine, Rail Position: +3 metres Entire Course.



Section	Overall	1600m	1400m	1200m	1000m	800m	600m	400m	200m				
Section Times	1:49.56 [8] (0:13.86)	1:35.70 [3] (0:11.46)	1:24.24 [3] (0:11.70)	1:12.54 [3] (0:12.04)	1:00.50 [3] (0:11.97)	0:48.53 [4] (0:12.14)	0:36.39 [3] (0:11.73)	0:24.66 [5] (0:11.95)	0:12.71 [8] (0:12.71)				
Average Speed [km/h]	52.9	63.5	61.7	59.7	60.7	59.5	61.4	60.3	56.9				
Top Speed [km/h]	63.7	64.6	63.8	60.8	61.3	61.5	61.8	60.8	59.5				
Avg. Dist. to Rail [m]	6.6	2.9	1.9	1.9	1.4	1.3	0.4	2.0	1.9				
Avg. Stride Freq. [Hz]	2.2	2.2	2.2	2.1	2.2	2.1	2.2	2.2	2.2				
Avg. Stride Length [m]	6.6	7.9	7.9	7.8	7.8	7.7	7.7	7.6	7.2				



[ ] Ranking at each section and finish  
-.-.- No data available at this section  
NA No data available



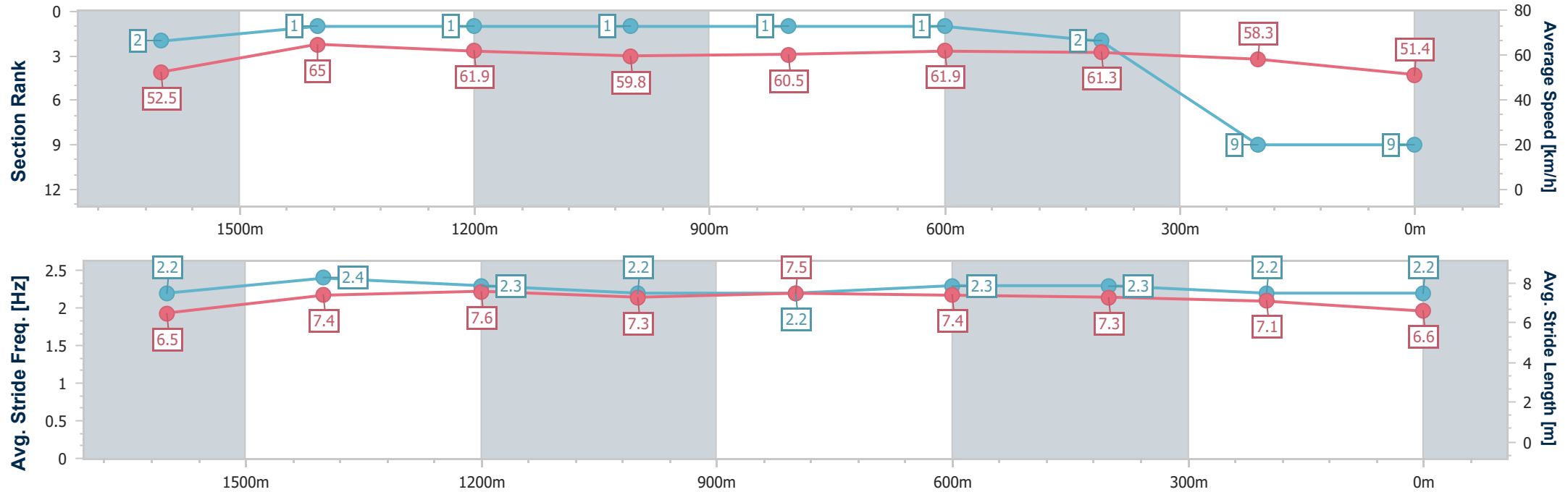
Horse/Jockey Name	Brand New
Final Rank	9
Fastest Section Time (Section)	0:11.15 (1600m)
Top Speed [km/h] (Section)	66.0 (1600m)
Race State	Finished



Eagle Farm Professional  
Race 2: NOVA 106.9 Class 3 Handicap - 1800m  
20 December 2025 - 12:54  
Track Rating: Good 4, Weather: Fine, Rail Position: +3 metres Entire Course.



Section	Overall	1600m	1400m	1200m	1000m	800m	600m	400m	200m				
Section Times	1:51.00 [9] (0:13.83)	1:37.17 [2] (0:11.15)	1:26.02 [1] (0:11.71)	1:14.31 [1] (0:12.06)	1:02.25 [1] (0:12.10)	0:50.15 [1] (0:11.72)	0:38.43 [1] (0:11.95)	0:26.48 [2] (0:12.38)	0:14.10 [9] (0:14.10)				
Average Speed [km/h]	52.5	65.0	61.9	59.8	60.5	61.9	61.3	58.3	51.4				
Top Speed [km/h]	64.3	66.0	64.5	60.6	62.1	63.4	63.1	59.8	54.6				
Avg. Dist. to Rail [m]	5.0	2.5	3.8	4.3	3.5	1.8	3.3	2.3	0.5				
Avg. Stride Freq. [Hz]	2.2	2.4	2.3	2.2	2.2	2.3	2.3	2.2	2.2				
Avg. Stride Length [m]	6.5	7.4	7.6	7.3	7.5	7.4	7.3	7.1	6.6				





## Eagle Farm Professional

### Race 3: SEASON GREETINGS FROM BRC Class 3 Handicap - 1200m

20 December 2025 - 13:29



BRISBANE  
RACING CLUB

Track Rating: Good 4, Weather: Fine, Rail Position: +3 metres Entire Course.

Section		Overall				1000m	800m	600m	400m	200m	Last 600m		
Field Times		1:09.01				0:55.73	0:44.79	0:33.93	0:23.04	0:12.03	0:33.93		
		(0:13.28)				(0:10.94)	(0:10.86)	(0:10.89)	(0:11.01)	(0:12.03)			
Rank	TAB Horse/Jockey	Barrier	Top Speed [km/h]	Fastest Section							Margin	Distance Travelled [m]	
1	6 NOW IS THE HOUR	3	69.6	0:10.86	1:09.01 [1]	0:55.73 [1]	0:44.79 [1]	0:33.93 [1]	0:23.04 [1]	0:12.03 [1]	1:09.01	0:33.93	
	Angela Jones		600m	800m	(0:13.28)	(0:10.94)	(0:10.86)	(0:10.89)	(0:11.01)	(0:12.03)			
2	15 THAT'S INTERESTING	1	67.1	0:10.87	1:09.68 [2]	0:56.13 [2]	0:45.10 [3]	0:34.23 [3]	0:23.32 [3]	0:12.04 [5]	3.92L	0:34.23	-4
	Tahlia Fenlon		800m	800m	(0:13.55)	(0:11.03)	(0:10.87)	(0:10.91)	(0:11.28)	(0:12.04)			
3	10 ALTERMATUM	9	70.6	0:10.55	1:09.69 [3]	0:55.15 [9]	0:44.60 [8]	0:33.71 [8]	0:22.74 [8]	0:11.78 [7]	4.03L	0:33.71	+8
	Emily Lang		1000m	1000m	(0:14.54)	(0:10.55)	(0:10.89)	(0:10.97)	(0:10.96)	(0:11.78)			
4	4 SOUTHERN CHARM	6	67.8	0:10.81	1:09.70 [4]	0:55.63 [6]	0:44.76 [6]	0:33.94 [6]	0:23.13 [6]	0:12.18 [3]	4.05L	0:33.94	+1
	Martin Harley		1000m	600m	(0:14.07)	(0:10.87)	(0:10.82)	(0:10.81)	(0:10.95)	(0:12.18)			
5	5 DE FORZA	7	69.0	0:10.78	1:09.89 [5]	0:55.67 [7]	0:44.89 [7]	0:34.06 [7]	0:23.15 [7]	0:12.10 [6]	5.2L	0:34.06	-2
	Cejay Graham		1000m	1000m	(0:14.22)	(0:10.78)	(0:10.83)	(0:10.91)	(0:11.05)	(0:12.10)			
6	7 BLITZUM	4	68.3	0:10.68	1:09.91 [6]	0:56.26 [3]	0:45.38 [2]	0:34.50 [2]	0:23.82 [2]	0:12.56 [2]	5.3L	0:34.50	+1
	Daniel Moor		600m	600m	(0:13.65)	(0:10.88)	(0:10.88)	(0:10.68)	(0:11.26)	(0:12.56)			
7	2 TEN GOOD REASONS	8	69.4	0:10.72	1:10.05 [7]	0:55.55 [8]	0:44.83 [9]	0:34.00 [9]	0:23.07 [9]	0:12.01 [8]	6.12L	0:34.00	-4
	Corey Sutherland		1000m	1000m	(0:14.50)	(0:10.72)	(0:10.83)	(0:10.93)	(0:11.06)	(0:12.01)			
8	8 AITUTAKI	2	68.4	0:10.75	1:10.18 [8]	0:56.27 [5]	0:45.52 [5]	0:34.57 [5]	0:23.70 [5]	0:12.60 [4]	6.87L	0:34.57	+0
	Dylan Turner		1000m	1000m	(0:13.91)	(0:10.75)	(0:10.95)	(0:10.87)	(0:11.10)	(0:12.60)			
9	1 LOVEWILLCOMELATER	5	68.1	0:10.80	1:11.14 [9]	0:57.35 [4]	0:46.55 [4]	0:35.68 [4]	0:24.66 [4]	0:13.08 [9]	12.51L	0:35.68	+1
	Braith Nock		1000m	1000m	(0:13.79)	(0:10.80)	(0:10.87)	(0:11.02)	(0:11.58)	(0:13.08)			

Scratched: Damien (#3), Kickatinalong (#12), Voodoo Lass (#11), Starsarise (#13), Botanica (#9), Star Venture (#14), Ocean Diva (#16)



Horse/Jockey Name	Now Is The Hour
Final Rank	1
Fastest Section Time (Section)	0:10.86 (800m)
Top Speed [km/h] (Section)	69.6 (600m)
Race State	Finished

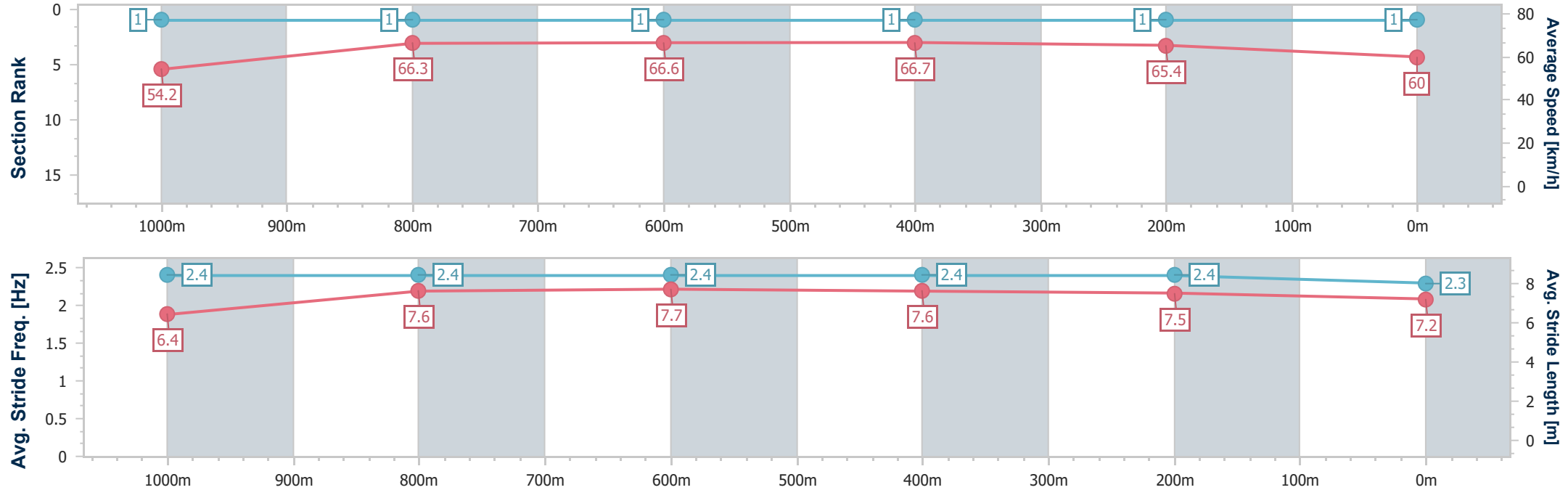


Eagle FarmProfessional  
Race 3: SEASON GREETINGS FROM BRC Class 3 Handicap - 1200m  
20 December 2025 - 13:29  
Track Rating: Good 4, Weather: Fine, Rail Position: +3 metres Entire Course.



BRISBANE  
RACING CLUB

Section	Overall	1000m	800m	600m	400m	200m								
Section Times	1:09.01 [1] (0:13.28)	0:55.73 [1] (0:10.94)	0:44.79 [1] (0:10.86)	0:33.93 [1] (0:10.89)	0:23.04 [1] (0:11.01)	0:12.03 [1] (0:12.03)								
Average Speed [km/h]	54.2	66.3	66.6	66.7	65.4	60.0								
Top Speed [km/h]	68.0	67.3	68.3	69.6	68.1	63.1								
Avg. Dist. to Rail [m]	2.4	1.5	1.1	1.8	2.0	2.4								
Avg. Stride Freq. [Hz]	2.4	2.4	2.4	2.4	2.4	2.3								
Avg. Stride Length [m]	6.4	7.6	7.7	7.6	7.5	7.2								



- [ ] Ranking at each section and finish
- .-.- No data available at this section
- NA No data available



Horse/Jockey Name	That's Interesting
Final Rank	2
Fastest Section Time (Section)	0:10.87 (800m)
Top Speed [km/h] (Section)	67.1 (800m)
Race State	Finished

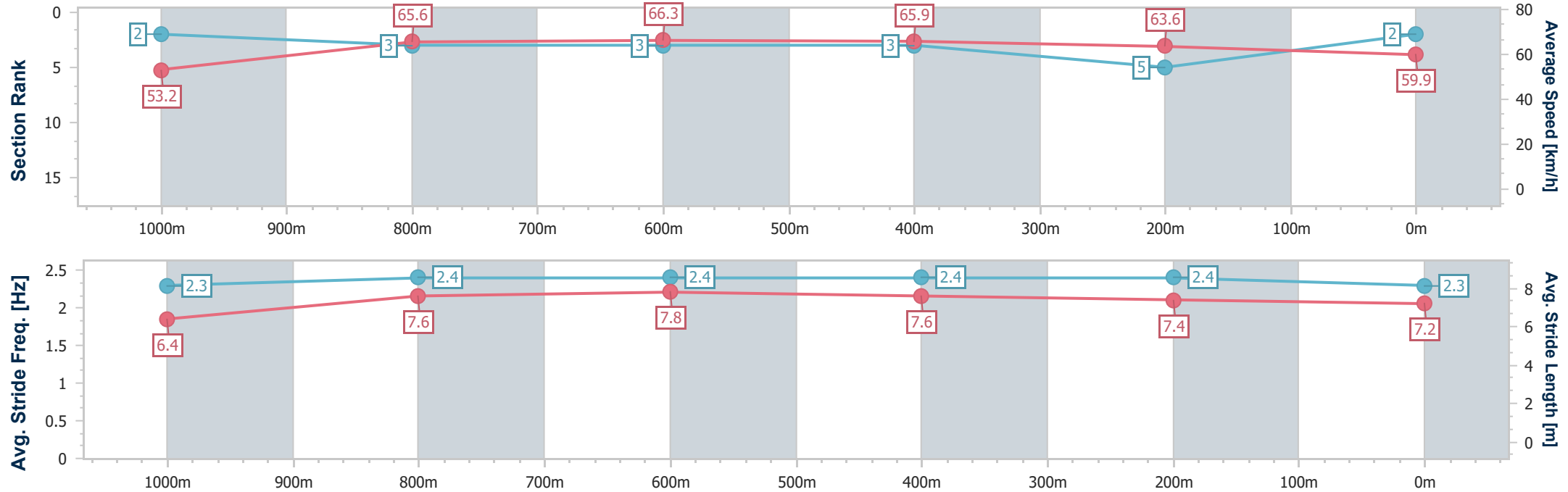


Eagle FarmProfessional  
Race 3: SEASON GREETINGS FROM BRC Class 3 Handicap - 1200m  
20 December 2025 - 13:29  
Track Rating: Good 4, Weather: Fine, Rail Position: +3 metres Entire Course.



BRISBANE  
RACING CLUB

Section	Overall	1000m	800m	600m	400m	200m								
Section Times	1:09.68 [2] (0:13.55)	0:56.13 [2] (0:11.03)	0:45.10 [3] (0:10.87)	0:34.23 [3] (0:10.91)	0:23.32 [3] (0:11.28)	0:12.04 [5] (0:12.04)								
Average Speed [km/h]	53.2	65.6	66.3	65.9	63.6	59.9								
Top Speed [km/h]	65.5	66.5	67.1	66.6	65.1	62.1								
Avg. Dist. to Rail [m]	0.9	1.0	0.7	0.6	0.4	1.1								
Avg. Stride Freq. [Hz]	2.3	2.4	2.4	2.4	2.4	2.3								
Avg. Stride Length [m]	6.4	7.6	7.8	7.6	7.4	7.2								



[ ] Ranking at each section and finish  
- - - - No data available at this section  
NA No data available



Horse/Jockey Name	Altermatum
Final Rank	3
Fastest Section Time (Section)	0:10.55 (1000m)
Top Speed [km/h] (Section)	70.6 (1000m)
Race State	Finished

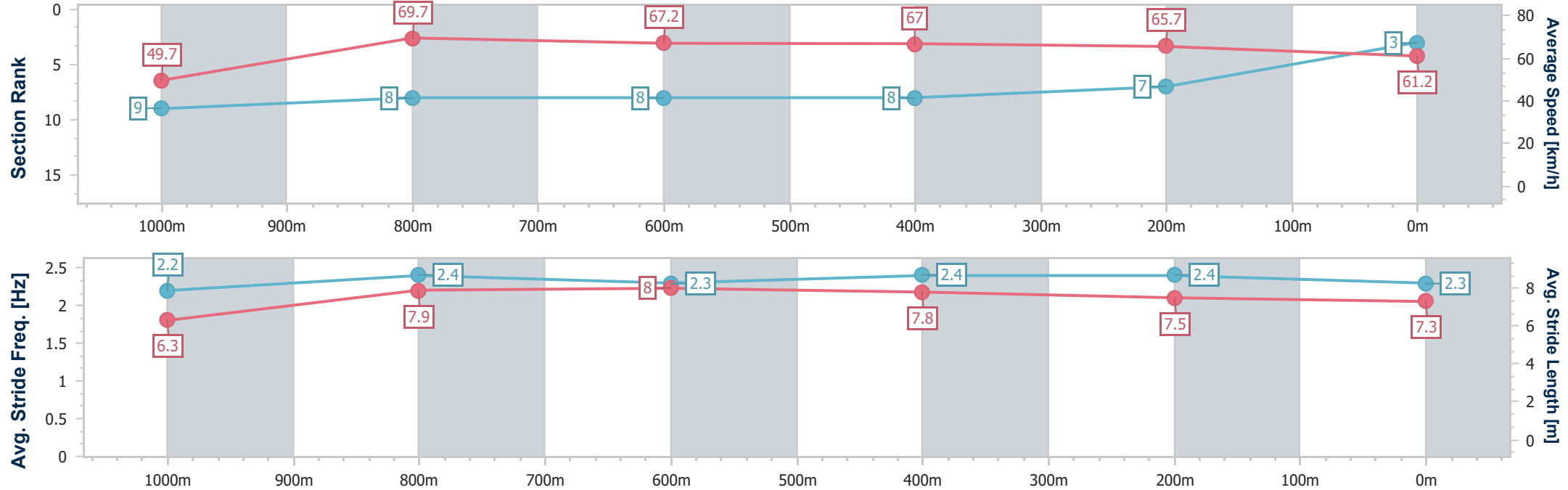


Eagle FarmProfessional  
Race 3: SEASON GREETINGS FROM BRC Class 3 Handicap - 1200m  
20 December 2025 - 13:29  
Track Rating: Good 4, Weather: Fine, Rail Position: +3 metres Entire Course.



BRISBANE  
RACING CLUB

Section	Overall	1000m	800m	600m	400m	200m								
Section Times	1:09.69 [3] (0:14.54)	0:55.15 [9] (0:10.55)	0:44.60 [8] (0:10.89)	0:33.71 [8] (0:10.97)	0:22.74 [8] (0:10.96)	0:11.78 [7] (0:11.78)								
Average Speed [km/h]	49.7	69.7	67.2	67.0	65.7	61.2								
Top Speed [km/h]	67.4	70.6	68.9	68.6	67.1	63.7								
Avg. Dist. to Rail [m]	6.1	3.8	4.0	4.2	7.4	8.0								
Avg. Stride Freq. [Hz]	2.2	2.4	2.3	2.4	2.4	2.3								
Avg. Stride Length [m]	6.3	7.9	8.0	7.8	7.5	7.3								



[ ] Ranking at each section and finish  
-.-.- No data available at this section  
NA No data available



Horse/Jockey Name	Southern Charm
Final Rank	4
Fastest Section Time (Section)	0:10.81 (600m)
Top Speed [km/h] (Section)	67.8 (1000m)
Race State	Finished

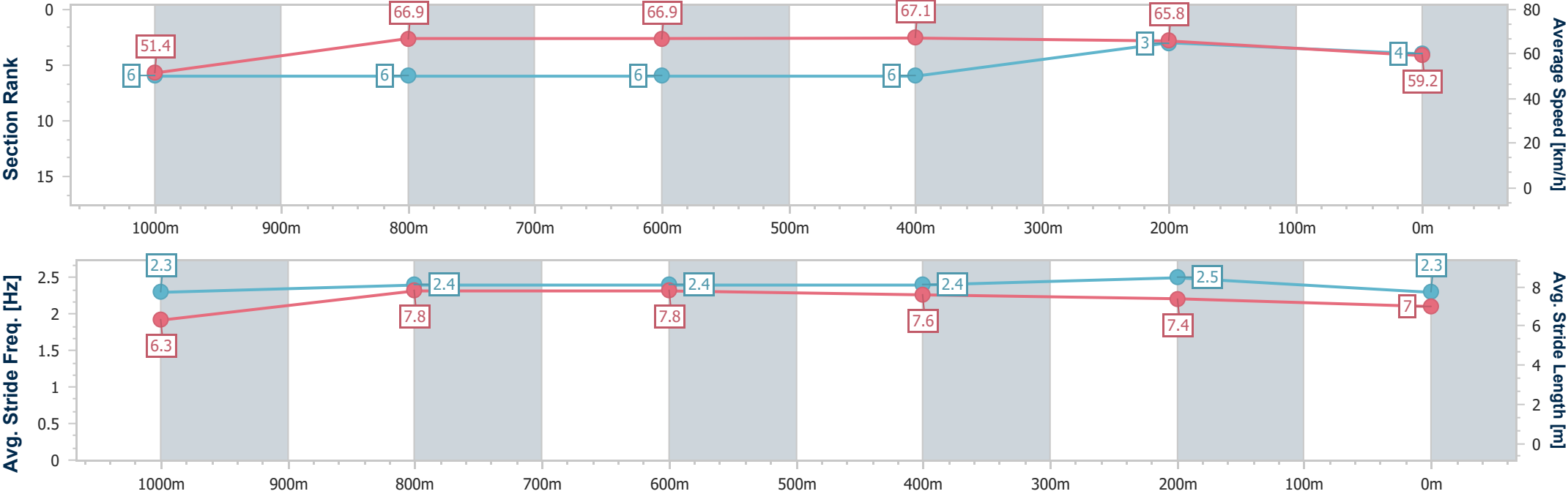


Eagle FarmProfessional  
Race 3: SEASON GREETINGS FROM BRC Class 3 Handicap -  
1200m  
20 December 2025 - 13:29  
Track Rating: Good 4, Weather: Fine, Rail Position: +3 metres  
Entire Course.



BRISBANE  
RACING CLUB

Section	Overall	1000m	800m	600m	400m	200m								
Section Times	1:09.70 [4] (0:14.07)	0:55.63 [6] (0:10.87)	0:44.76 [6] (0:10.82)	0:33.94 [6] (0:10.81)	0:23.13 [6] (0:10.95)	0:12.18 [3] (0:12.18)								
Average Speed [km/h]	51.4	66.9	66.9	67.1	65.8	59.2								
Top Speed [km/h]	65.2	67.8	67.4	67.7	67.6	62.5								
Avg. Dist. to Rail [m]	5.5	2.4	1.4	1.8	5.6	6.8								
Avg. Stride Freq. [Hz]	2.3	2.4	2.4	2.4	2.5	2.3								
Avg. Stride Length [m]	6.3	7.8	7.8	7.6	7.4	7.0								



[ ] Ranking at each section and finish  
-.-.- No data available at this section  
NA No data available



Horse/Jockey Name	De Forza
Final Rank	5
Fastest Section Time (Section)	0:10.78 (1000m)
Top Speed [km/h] (Section)	69.0 (1000m)
Race State	Finished

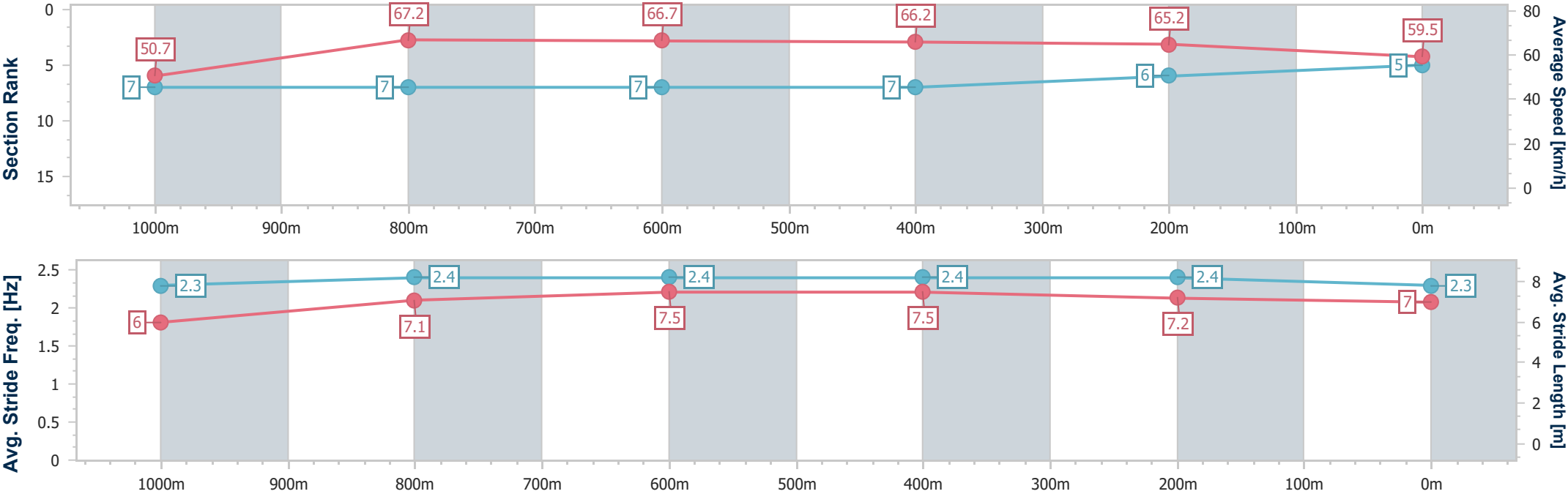


Eagle FarmProfessional  
Race 3: SEASON GREETINGS FROM BRC Class 3 Handicap -  
1200m  
20 December 2025 - 13:29  
Track Rating: Good 4, Weather: Fine, Rail Position: +3 metres  
Entire Course.



BRISBANE  
RACING CLUB

Section	Overall	1000m	800m	600m	400m	200m								
Section Times	1:09.89 [5] (0:14.22)	0:55.67 [7] (0:10.78)	0:44.89 [7] (0:10.83)	0:34.06 [7] (0:10.91)	0:23.15 [7] (0:11.05)	0:12.10 [6] (0:12.10)								
Average Speed [km/h]	50.7	67.2	66.7	66.2	65.2	59.5								
Top Speed [km/h]	65.2	69.0	67.4	66.7	66.6	63.1								
Avg. Dist. to Rail [m]	4.7	1.2	0.4	1.0	5.7	8.0								
Avg. Stride Freq. [Hz]	2.3	2.4	2.4	2.4	2.4	2.3								
Avg. Stride Length [m]	6.0	7.1	7.5	7.5	7.2	7.0								







Horse/Jockey Name	Blitzum
Final Rank	6
Fastest Section Time (Section)	0:10.68 (600m)
Top Speed [km/h] (Section)	68.3 (600m)
Race State	Finished

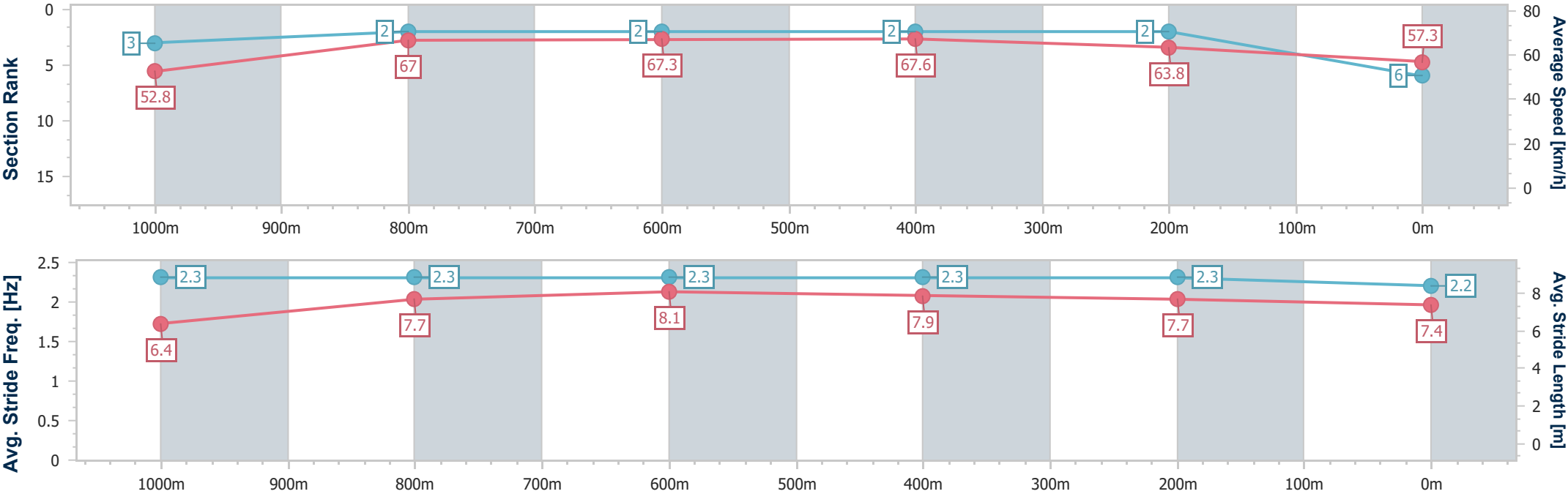


Eagle FarmProfessional  
Race 3: SEASON GREETINGS FROM BRC Class 3 Handicap - 1200m  
20 December 2025 - 13:29  
Track Rating: Good 4, Weather: Fine, Rail Position: +3 metres Entire Course.



BRISBANE  
RACING CLUB

Section	Overall	1000m	800m	600m	400m	200m							
Section Times	1:09.91 [6] (0:13.65)	0:56.26 [3] (0:10.88)	0:45.38 [2] (0:10.88)	0:34.50 [2] (0:10.68)	0:23.82 [2] (0:11.26)	0:12.56 [2] (0:12.56)							
Average Speed [km/h]	52.8	67.0	67.3	67.6	63.8	57.3							
Top Speed [km/h]	66.8	67.7	68.0	68.3	67.6	60.6							
Avg. Dist. to Rail [m]	2.8	2.6	2.9	0.8	2.3	2.4							
Avg. Stride Freq. [Hz]	2.3	2.3	2.3	2.3	2.3	2.2							
Avg. Stride Length [m]	6.4	7.7	8.1	7.9	7.7	7.4							



[ ] Ranking at each section and finish  
- - - - - No data available at this section  
NA No data available



Horse/Jockey Name	Ten Good Reasons
Final Rank	7
Fastest Section Time (Section)	0:10.72 (1000m)
Top Speed [km/h] (Section)	69.4 (1000m)
Race State	Finished

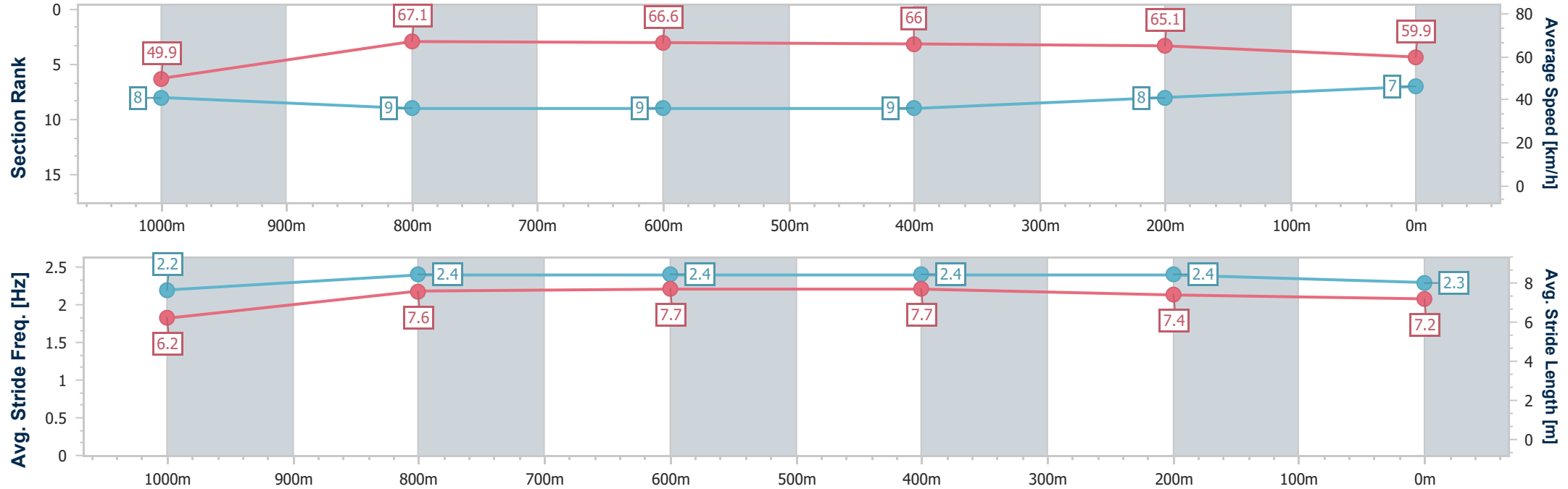


Eagle FarmProfessional  
Race 3: SEASON GREETINGS FROM BRC Class 3 Handicap - 1200m  
20 December 2025 - 13:29  
Track Rating: Good 4, Weather: Fine, Rail Position: +3 metres Entire Course.



BRISBANE  
RACING CLUB

Section	Overall	1000m	800m	600m	400m	200m							
Section Times	1:10.05 [7] (0:14.50)	0:55.55 [8] (0:10.72)	0:44.83 [9] (0:10.83)	0:34.00 [9] (0:10.93)	0:23.07 [9] (0:11.06)	0:12.01 [8] (0:12.01)							
Average Speed [km/h]	49.9	67.1	66.6	66.0	65.1	59.9							
Top Speed [km/h]	64.5	69.4	67.8	66.7	66.4	62.9							
Avg. Dist. to Rail [m]	4.0	0.6	0.2	0.4	1.8	1.1							
Avg. Stride Freq. [Hz]	2.2	2.4	2.4	2.4	2.4	2.3							
Avg. Stride Length [m]	6.2	7.6	7.7	7.7	7.4	7.2							



[ ] Ranking at each section and finish  
-.-.- No data available at this section  
NA No data available



Horse/Jockey Name	Aitutaki
Final Rank	8
Fastest Section Time (Section)	0:10.75 (1000m)
Top Speed [km/h] (Section)	68.4 (1000m)
Race State	Finished

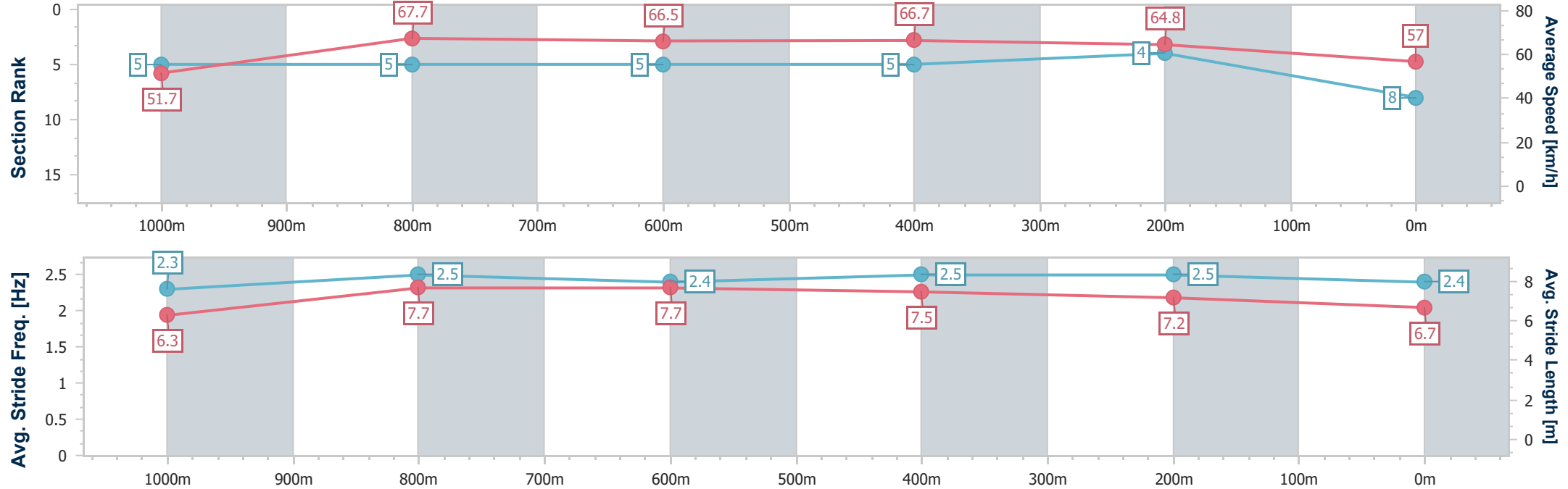


Eagle FarmProfessional  
Race 3: SEASON GREETINGS FROM BRC Class 3 Handicap - 1200m  
20 December 2025 - 13:29  
Track Rating: Good 4, Weather: Fine, Rail Position: +3 metres Entire Course.



BRISBANE  
RACING CLUB

Section	Overall	1000m	800m	600m	400m	200m							
Section Times	1:10.18 [8] (0:13.91)	0:56.27 [5] (0:10.75)	0:45.52 [5] (0:10.95)	0:34.57 [5] (0:10.87)	0:23.70 [5] (0:11.10)	0:12.60 [4] (0:12.60)							
Average Speed [km/h]	51.7	67.7	66.5	66.7	64.8	57.0							
Top Speed [km/h]	68.1	68.4	67.3	67.2	66.0	61.7							
Avg. Dist. to Rail [m]	1.2	2.0	2.6	1.1	0.5	0.5							
Avg. Stride Freq. [Hz]	2.3	2.5	2.4	2.5	2.5	2.4							
Avg. Stride Length [m]	6.3	7.7	7.7	7.5	7.2	6.7							



[ ] Ranking at each section and finish  
-.-.- No data available at this section  
NA No data available



Horse/Jockey Name	Lovewillcomelater
Final Rank	9
Fastest Section Time (Section)	0:10.80 (1000m)
Top Speed [km/h] (Section)	68.1 (1000m)
Race State	Finished

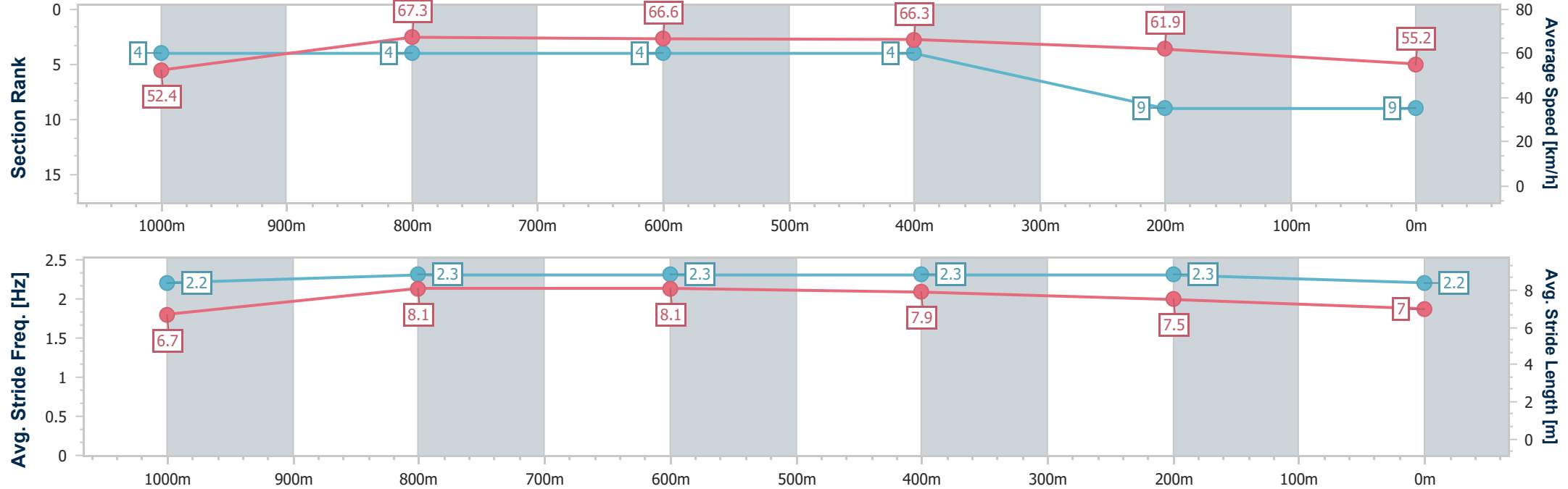


Eagle FarmProfessional  
Race 3: SEASON GREETINGS FROM BRC Class 3 Handicap - 1200m  
20 December 2025 - 13:29  
Track Rating: Good 4, Weather: Fine, Rail Position: +3 metres Entire Course.



BRISBANE  
RACING CLUB

Section	Overall	1000m	800m	600m	400m	200m							
Section Times	1:11.14 [9] (0:13.79)	0:57.35 [4] (0:10.80)	0:46.55 [4] (0:10.87)	0:35.68 [4] (0:11.02)	0:24.66 [4] (0:11.58)	0:13.08 [9] (0:13.08)							
Average Speed [km/h]	52.4	67.3	66.6	66.3	61.9	55.2							
Top Speed [km/h]	65.9	68.1	67.6	67.0	65.6	59.0							
Avg. Dist. to Rail [m]	3.3	1.9	1.8	2.7	4.2	5.0							
Avg. Stride Freq. [Hz]	2.2	2.3	2.3	2.3	2.3	2.2							
Avg. Stride Length [m]	6.7	8.1	8.1	7.9	7.5	7.0							





## Eagle Farm Professional

### Race 4: BECOME A BRC MEMBER BENCHMARK 85 Handicap - 1600m

20 December 2025 - 14:03



BRISBANE  
RACING CLUB

Track Rating: Good 4, Weather: Fine, Rail Position: +3 metres Entire Course.

Section					Overall	1400m	1200m	1000m	800m	600m	400m	Last 600m		
Field Times					1:35.29 (0:13.95)	1:21.34 (0:11.39)	1:09.95 (0:11.95)	0:58.00 (0:12.20)	0:45.80 (0:11.93)	0:33.87 (0:11.29)	0:22.58 (0:10.90)	0:33.87		
Rank	TAB	Horse/Jockey	Barrier	Top Speed [km/h]	Fastest Section									Distance Travelled [m]
1	5	PASIMA	7	67.9	0:10.80	1:35.29 [1]	1:20.70 [6]	1:09.19 [5]	0:57.30 [5]	0:45.23 [5]	0:33.29 [6]	0:22.15 [6]	0:33.29	
		Michael Rodd		400m	400m	(0:14.59)	(0:11.51)	(0:11.89)	(0:12.07)	(0:11.94)	(0:11.14)	(0:10.80)		
2	7	NAILS MURPHY	6	67.5	0:10.90	1:35.32 [2]	1:21.30 [2]	1:09.86 [2]	0:57.96 [2]	0:45.78 [2]	0:33.89 [2]	0:22.61 [1]	0:33.89	+0
		Braith Nock		400m	400m	(0:14.02)	(0:11.44)	(0:11.90)	(0:12.18)	(0:11.89)	(0:11.28)	(0:10.90)		
3	4	WAPITI	4	66.5	0:11.06	1:35.70 [3]	1:21.64 [3]	1:10.02 [3]	0:58.14 [3]	0:46.02 [4]	0:34.09 [4]	0:22.92 [2]	0:34.09	+1
		Mark Du Plessis		400m	400m	(0:14.06)	(0:11.62)	(0:11.88)	(0:12.12)	(0:11.93)	(0:11.17)	(0:11.06)		
4	9	ARCHER'S GAME	3	66.2	0:11.05	1:35.91 [4]	1:21.96 [1]	1:10.57 [1]	0:58.62 [1]	0:46.42 [1]	0:34.49 [1]	0:23.12 [3]	0:34.49	-1
		Angela Jones		400m	400m	(0:13.95)	(0:11.39)	(0:11.95)	(0:12.20)	(0:11.93)	(0:11.37)	(0:11.05)		
5	11	SMART AS SMART	2	67.7	0:10.95	1:35.94 [5]	1:21.54 [5]	1:09.80 [6]	0:57.88 [6]	0:45.86 [6]	0:33.96 [5]	0:23.01 [5]	0:33.96	+0
		Cejay Graham		600m	600m	(0:14.40)	(0:11.74)	(0:11.92)	(0:12.02)	(0:11.90)	(0:10.95)	(0:11.03)		
6	3	THAT'S MOLLY	5	66.8	0:10.98	1:36.06 [6]	1:21.12 [9]	1:09.27 [9]	0:57.47 [9]	0:45.45 [9]	0:33.70 [8]	0:22.43 [9]	0:33.70	-5
		Corey Sutherland		600m	400m	(0:14.94)	(0:11.85)	(0:11.80)	(0:12.02)	(0:11.75)	(0:11.27)	(0:10.98)		
7	8	NORTHERN DECREE	8	67.3	0:11.08	1:36.08 [7]	1:21.35 [7]	1:09.74 [7]	0:57.98 [7]	0:45.96 [7]	0:33.94 [7]	0:22.83 [7]	0:33.94	+3
		Daniel Moor		600m	400m	(0:14.73)	(0:11.61)	(0:11.76)	(0:12.02)	(0:12.02)	(0:11.11)	(0:11.08)		
8	6	KORUTO	9	67.5	0:10.89	1:36.09 [8]	1:21.16 [8]	1:09.30 [8]	0:57.60 [8]	0:45.58 [8]	0:33.70 [9]	0:22.47 [8]	0:33.70	+1
		Robbie Dolan		400m	400m	(0:14.93)	(0:11.86)	(0:11.70)	(0:12.02)	(0:11.88)	(0:11.23)	(0:10.89)		
9	1	ZOOLOGY	1	65.5	0:11.28	1:36.38 [9]	1:22.06 [4]	1:10.59 [4]	0:58.79 [4]	0:46.74 [3]	0:34.92 [3]	0:23.51 [4]	0:34.92	-6
		Rob Thorburn		400m	400m	(0:14.32)	(0:11.47)	(0:11.80)	(0:12.05)	(0:11.82)	(0:11.41)	(0:11.28)		

Scratched: Felix The Scat (#2), Grey Ice (#10)



## Eagle Farm Professional

### Race 4: BECOME A BRC MEMBER BENCHMARK 85 Handicap - 1600m

20 December 2025 - 14:03



BRISBANE  
RACING CLUB

Track Rating: Good 4, Weather: Fine, Rail Position: +3 metres Entire Course.

Section Field Times				200m 0:11.68 (0:11.68)				Last 600m 0:33.87	
Rank	TAB	Horse/Jockey	Barrier	Top Speed [km/h]	Fastest Section	Margin		Distance Travelled [m]	
1	5	PASIMA	7	67.9	0:10.80	0:11.35 [4]	1:35.29	0:33.29	
		Michael Rodd		400m	400m	(0:11.35)			
2	7	NAILS MURPHY	6	67.5	0:10.90	0:11.71 [1]	0.13L	0:33.89	+0
		Braith Nock		400m	400m	(0:11.71)			
3	4	WAPITI	4	66.5	0:11.06	0:11.86 [3]	2.39L	0:34.09	+1
		Mark Du Plessis		400m	400m	(0:11.86)			
4	9	ARCHER'S GAME	3	66.2	0:11.05	0:12.07 [2]	3.65L	0:34.49	-1
		Angela Jones		400m	400m	(0:12.07)			
5	11	SMART AS SMART	2	67.7	0:10.95	0:11.98 [5]	3.79L	0:33.96	+0
		Cejay Graham		600m	600m	(0:11.98)			
6	3	THAT'S MOLLY	5	66.8	0:10.98	0:11.45 [9]	4.53L	0:33.70	-5
		Corey Sutherland		600m	400m	(0:11.45)			
7	8	NORTHERN DECREE	8	67.3	0:11.08	0:11.75 [7]	4.61L	0:33.94	+3
		Daniel Moor		600m	400m	(0:11.75)			
8	6	KORUTO	9	67.5	0:10.89	0:11.58 [8]	4.68L	0:33.70	+1
		Robbie Dolan		400m	400m	(0:11.58)			
9	1	ZOOLOGY	1	65.5	0:11.28	0:12.23 [6]	6.38L	0:34.92	-6
		Rob Thorburn		400m	400m	(0:12.23)			

Scratched: Felix The Scat (#2), Grey Ice (#10)



Horse/Jockey Name	Pasima
Final Rank	1
Fastest Section Time (Section)	0:10.80 (400m)
Top Speed [km/h] (Section)	67.9 (400m)
Race State	Finished

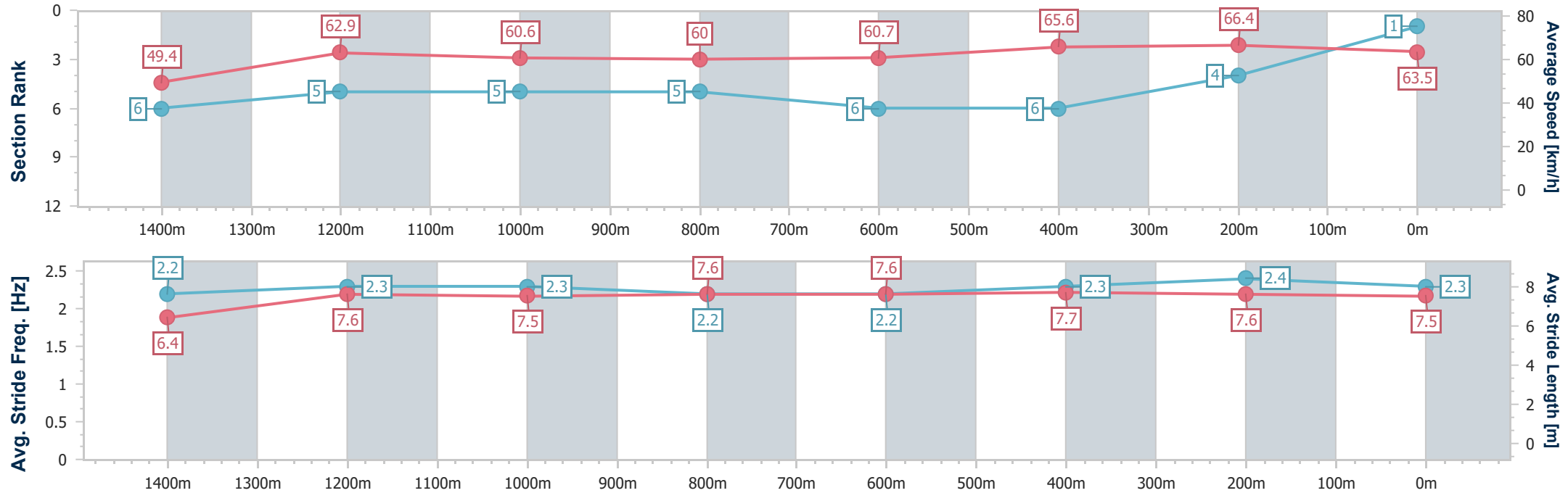


Eagle FarmProfessional  
Race 4: BECOME A BRC MEMBER BENCHMARK 85 Handicap - 1600m  
20 December 2025 - 14:03  
Track Rating: Good 4, Weather: Fine, Rail Position: +3 metres Entire Course.



BRISBANE  
RACING CLUB

Section	Overall	1400m	1200m	1000m	800m	600m	400m	200m				
Section Times	1:35.29 [1] (0:14.59)	1:20.70 [6] (0:11.51)	1:09.19 [5] (0:11.89)	0:57.30 [5] (0:12.07)	0:45.23 [5] (0:11.94)	0:33.29 [6] (0:11.14)	0:22.15 [6] (0:10.80)	0:11.35 [4] (0:11.35)				
Average Speed [km/h]	49.4	62.9	60.6	60.0	60.7	65.6	66.4	63.5				
Top Speed [km/h]	60.9	63.4	62.4	61.4	62.3	67.4	67.9	66.5				
Avg. Dist. to Rail [m]	10.1	1.6	1.7	1.3	1.2	2.6	5.7	6.1				
Avg. Stride Freq. [Hz]	2.2	2.3	2.3	2.2	2.2	2.3	2.4	2.3				
Avg. Stride Length [m]	6.4	7.6	7.5	7.6	7.6	7.7	7.6	7.5				



[ ] Ranking at each section and finish  
- - - - No data available at this section  
NA No data available



Horse/Jockey Name	Nails Murphy
Final Rank	2
Fastest Section Time (Section)	0:10.90 (400m)
Top Speed [km/h] (Section)	67.5 (400m)
Race State	Finished

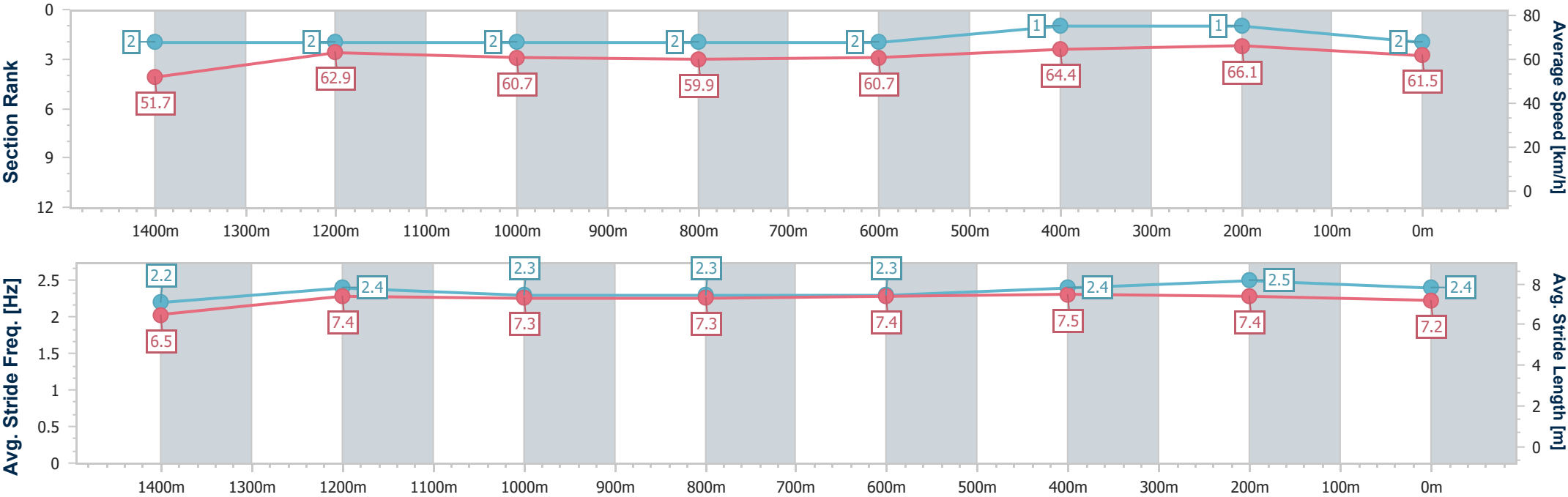


Eagle FarmProfessional  
Race 4: BECOME A BRC MEMBER BENCHMARK 85 Handicap - 1600m  
20 December 2025 - 14:03  
Track Rating: Good 4, Weather: Fine, Rail Position: +3 metres Entire Course.



BRISBANE  
RACING CLUB

Section	Overall	1400m	1200m	1000m	800m	600m	400m	200m					
Section Times	1:35.32 [2] (0:14.02)	1:21.30 [2] (0:11.44)	1:09.86 [2] (0:11.90)	0:57.96 [2] (0:12.18)	0:45.78 [2] (0:11.89)	0:33.89 [2] (0:11.28)	0:22.61 [1] (0:10.90)	0:11.71 [1] (0:11.71)					
Average Speed [km/h]	51.7	62.9	60.7	59.9	60.7	64.4	66.1	61.5					
Top Speed [km/h]	64.2	63.8	62.7	59.9	61.8	66.9	67.5	64.8					
Avg. Dist. to Rail [m]	11.4	3.2	2.5	1.8	1.3	1.2	4.2	6.9					
Avg. Stride Freq. [Hz]	2.2	2.4	2.3	2.3	2.3	2.4	2.5	2.4					
Avg. Stride Length [m]	6.5	7.4	7.3	7.3	7.4	7.5	7.4	7.2					







Horse/Jockey Name	Wapiti
Final Rank	3
Fastest Section Time (Section)	0:11.06 (400m)
Top Speed [km/h] (Section)	66.5 (400m)
Race State	Finished

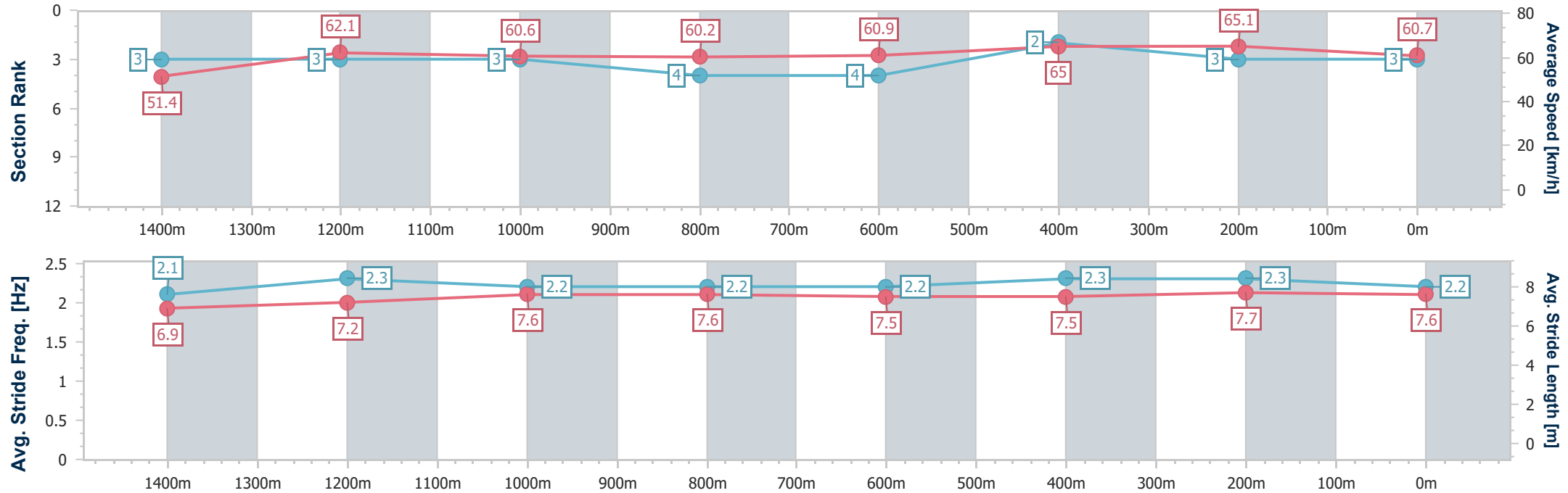


Eagle FarmProfessional  
Race 4: BECOME A BRC MEMBER BENCHMARK 85 Handicap - 1600m  
20 December 2025 - 14:03  
Track Rating: Good 4, Weather: Fine, Rail Position: +3 metres Entire Course.



BRISBANE  
RACING CLUB

Section	Overall	1400m	1200m	1000m	800m	600m	400m	200m					
Section Times	1:35.70 [3] (0:14.06)	1:21.64 [3] (0:11.62)	1:10.02 [3] (0:11.88)	0:58.14 [3] (0:12.12)	0:46.02 [4] (0:11.93)	0:34.09 [4] (0:11.17)	0:22.92 [2] (0:11.06)	0:11.86 [3] (0:11.86)					
Average Speed [km/h]	51.4	62.1	60.6	60.2	60.9	65.0	65.1	60.7					
Top Speed [km/h]	61.9	62.9	61.9	60.6	63.5	66.3	66.5	63.6					
Avg. Dist. to Rail [m]	9.2	2.3	2.1	2.2	1.8	2.5	6.8	8.7					
Avg. Stride Freq. [Hz]	2.1	2.3	2.2	2.2	2.2	2.3	2.3	2.2					
Avg. Stride Length [m]	6.9	7.2	7.6	7.6	7.5	7.5	7.7	7.6					





Horse/Jockey Name	Archer's Game
Final Rank	4
Fastest Section Time (Section)	0:11.05 (400m)
Top Speed [km/h] (Section)	66.2 (400m)
Race State	Finished

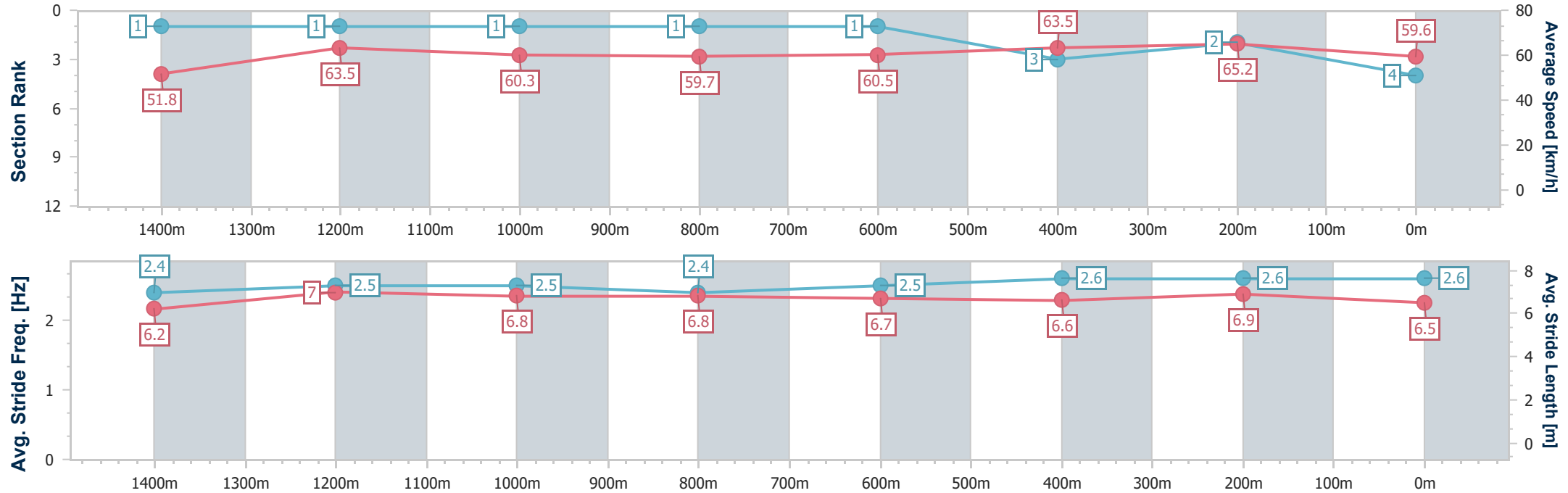


Eagle FarmProfessional  
Race 4: BECOME A BRC MEMBER BENCHMARK 85 Handicap - 1600m  
20 December 2025 - 14:03  
Track Rating: Good 4, Weather: Fine, Rail Position: +3 metres Entire Course.



BRISBANE  
RACING CLUB

Section	Overall	1400m	1200m	1000m	800m	600m	400m	200m					
Section Times	1:35.91 [4] (0:13.95)	1:21.96 [1] (0:11.39)	1:10.57 [1] (0:11.95)	0:58.62 [1] (0:12.20)	0:46.42 [1] (0:11.93)	0:34.49 [1] (0:11.37)	0:23.12 [3] (0:11.05)	0:12.07 [2] (0:12.07)					
Average Speed [km/h]	51.8	63.5	60.3	59.7	60.5	63.5	65.2	59.6					
Top Speed [km/h]	62.8	64.1	62.1	60.2	61.3	66.0	66.2	63.2					
Avg. Dist. to Rail [m]	8.6	2.5	2.9	2.1	0.5	0.7	4.4	4.1					
Avg. Stride Freq. [Hz]	2.4	2.5	2.5	2.4	2.5	2.6	2.6	2.6					
Avg. Stride Length [m]	6.2	7.0	6.8	6.8	6.7	6.6	6.9	6.5					





Horse/Jockey Name	Smart As Smart
Final Rank	5
Fastest Section Time (Section)	0:10.95 (600m)
Top Speed [km/h] (Section)	67.7 (600m)
Race State	Finished

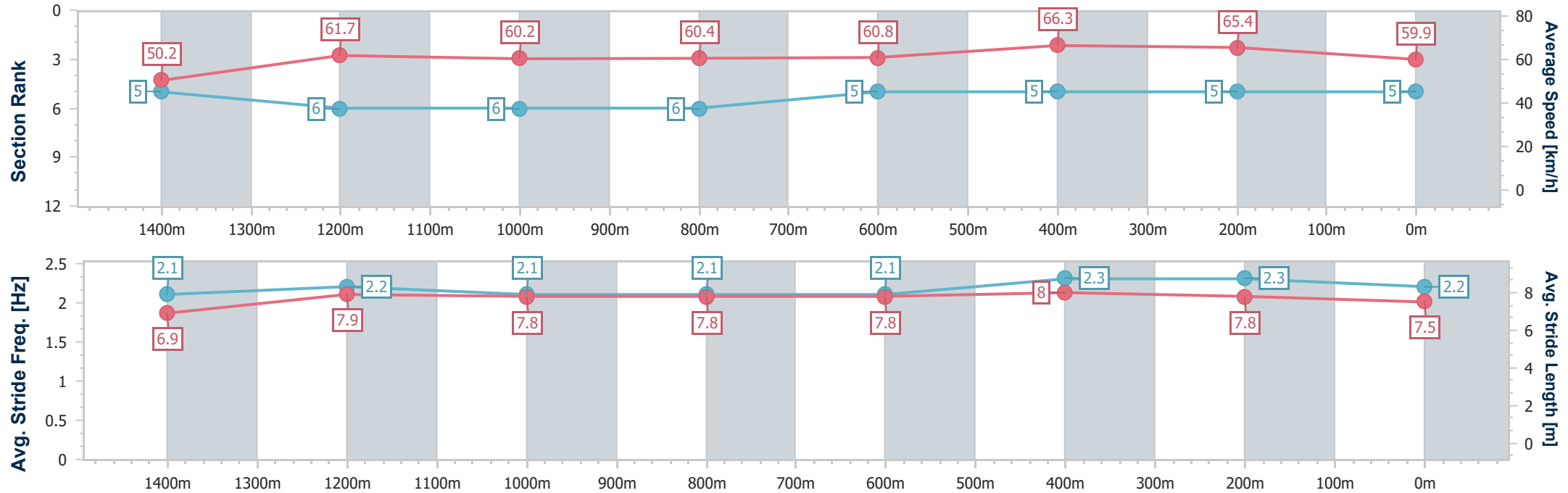


Eagle Farm Professional  
Race 4: BECOME A BRC MEMBER BENCHMARK 85 Handicap - 1600m  
20 December 2025 - 14:03  
Track Rating: Good 4, Weather: Fine, Rail Position: +3 metres Entire Course.



BRISBANE  
RACING CLUB

Section	Overall	1400m	1200m	1000m	800m	600m	400m	200m					
Section Times	1:35.94 [5] (0:14.40)	1:21.54 [5] (0:11.74)	1:09.80 [6] (0:11.92)	0:57.88 [6] (0:12.02)	0:45.86 [6] (0:11.90)	0:33.96 [5] (0:10.95)	0:23.01 [5] (0:11.03)	0:11.98 [5] (0:11.98)					
Average Speed [km/h]	50.2	61.7	60.2	60.4	60.8	66.3	65.4	59.9					
Top Speed [km/h]	61.6	62.1	62.3	62.0	62.6	67.7	67.4	63.2					
Avg. Dist. to Rail [m]	7.9	3.4	3.3	1.5	0.6	2.0	6.9	9.5					
Avg. Stride Freq. [Hz]	2.1	2.2	2.1	2.1	2.1	2.3	2.3	2.2					
Avg. Stride Length [m]	6.9	7.9	7.8	7.8	7.8	8.0	7.8	7.5					



[ ] Ranking at each section and finish  
-.-.- No data available at this section  
NA No data available



Horse/Jockey Name	That's Molly
Final Rank	6
Fastest Section Time (Section)	0:10.98 (400m)
Top Speed [km/h] (Section)	66.8 (600m)
Race State	Finished

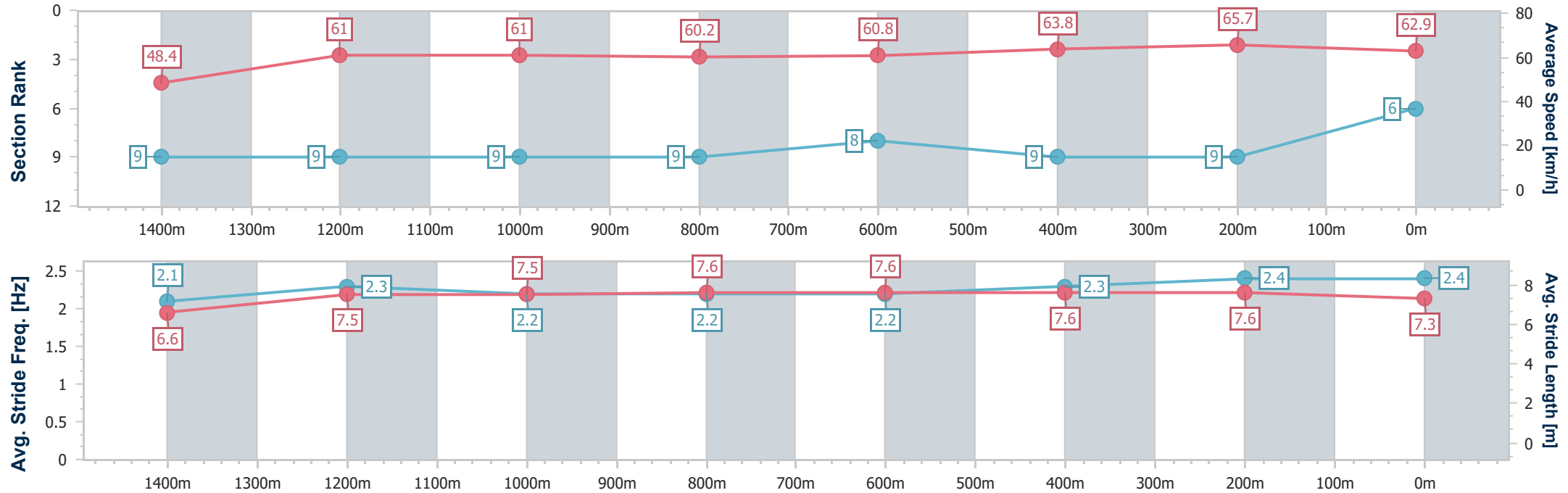


Eagle FarmProfessional  
Race 4: BECOME A BRC MEMBER BENCHMARK 85 Handicap - 1600m  
20 December 2025 - 14:03  
Track Rating: Good 4, Weather: Fine, Rail Position: +3 metres Entire Course.



BRISBANE  
RACING CLUB

Section	Overall	1400m	1200m	1000m	800m	600m	400m	200m					
Section Times	1:36.06 [6] (0:14.94)	1:21.12 [9] (0:11.85)	1:09.27 [9] (0:11.80)	0:57.47 [9] (0:12.02)	0:45.45 [9] (0:11.75)	0:33.70 [8] (0:11.27)	0:22.43 [9] (0:10.98)	0:11.45 [9] (0:11.45)					
Average Speed [km/h]	48.4	61.0	61.0	60.2	60.8	63.8	65.7	62.9					
Top Speed [km/h]	59.4	62.4	62.6	62.0	62.0	66.8	66.7	64.6					
Avg. Dist. to Rail [m]	9.2	2.4	2.2	0.9	1.5	1.2	4.7	5.8					
Avg. Stride Freq. [Hz]	2.1	2.3	2.2	2.2	2.2	2.3	2.4	2.4					
Avg. Stride Length [m]	6.6	7.5	7.5	7.6	7.6	7.6	7.6	7.3					



- [ ] Ranking at each section and finish
- .-.- No data available at this section
- NA No data available



Horse/Jockey Name	Northern Decree
Final Rank	7
Fastest Section Time (Section)	0:11.08 (400m)
Top Speed [km/h] (Section)	67.3 (600m)
Race State	Finished

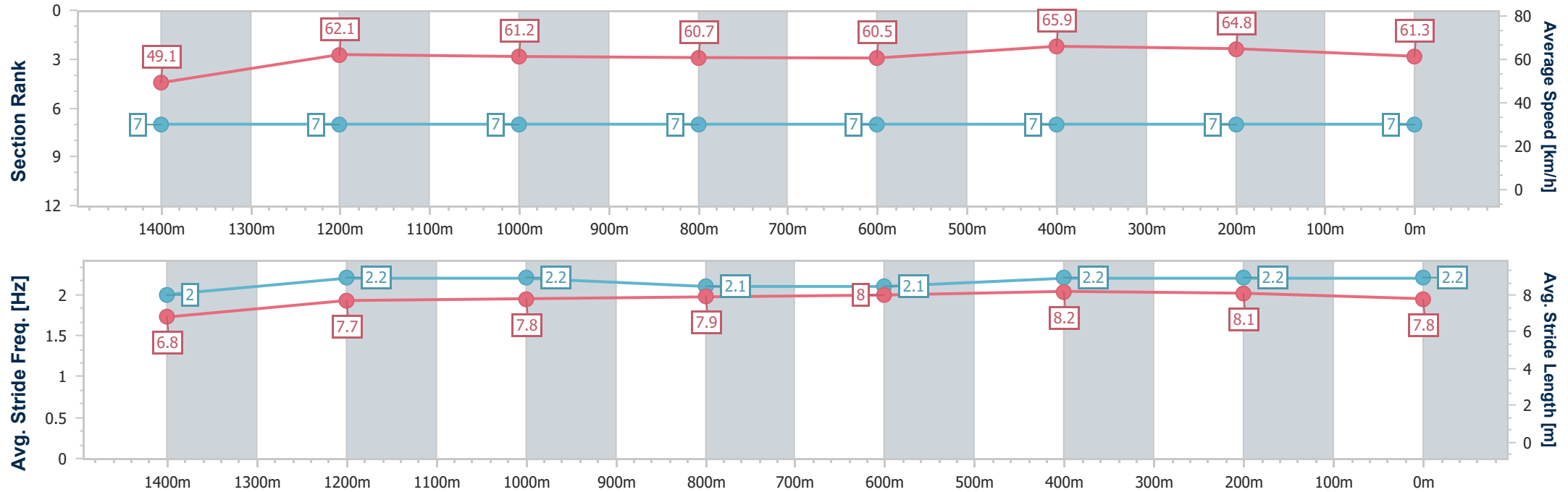


Eagle FarmProfessional  
Race 4: BECOME A BRC MEMBER BENCHMARK 85 Handicap - 1600m  
20 December 2025 - 14:03  
Track Rating: Good 4, Weather: Fine, Rail Position: +3 metres Entire Course.



BRISBANE  
RACING CLUB

Section	Overall	1400m	1200m	1000m	800m	600m	400m	200m					
Section Times	1:36.08 [7] (0:14.73)	1:21.35 [7] (0:11.61)	1:09.74 [7] (0:11.76)	0:57.98 [7] (0:12.02)	0:45.96 [7] (0:12.02)	0:33.94 [7] (0:11.11)	0:22.83 [7] (0:11.08)	0:11.75 [7] (0:11.75)					
Average Speed [km/h]	49.1	62.1	61.2	60.7	60.5	65.9	64.8	61.3					
Top Speed [km/h]	59.5	62.9	62.5	62.6	61.5	67.3	67.3	63.0					
Avg. Dist. to Rail [m]	10.8	1.8	2.3	2.3	2.6	3.1	6.6	6.1					
Avg. Stride Freq. [Hz]	2.0	2.2	2.2	2.1	2.1	2.2	2.2	2.2					
Avg. Stride Length [m]	6.8	7.7	7.8	7.9	8.0	8.2	8.1	7.8					



- [ ] Ranking at each section and finish
- .-.- No data available at this section
- NA No data available



Horse/Jockey Name	Koruto
Final Rank	8
Fastest Section Time (Section)	0:10.89 (400m)
Top Speed [km/h] (Section)	67.5 (400m)
Race State	Finished

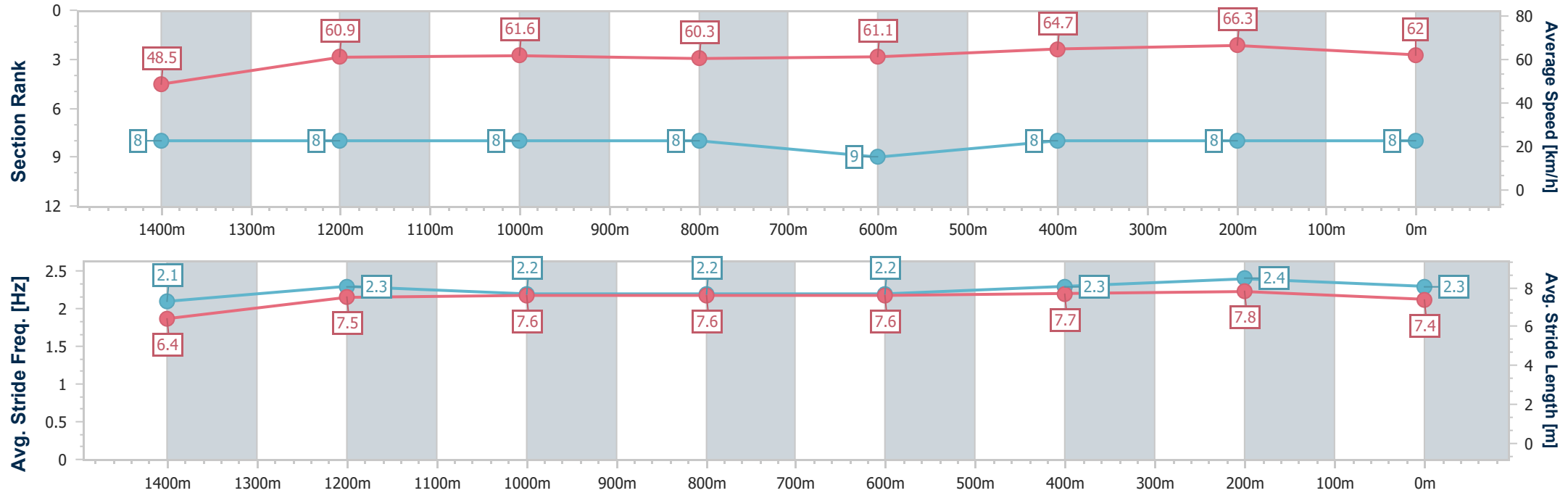


Eagle FarmProfessional  
Race 4: BECOME A BRC MEMBER BENCHMARK 85 Handicap -  
1600m  
20 December 2025 - 14:03  
Track Rating: Good 4, Weather: Fine, Rail Position: +3 metres  
Entire Course.



BRISBANE  
RACING CLUB

Section	Overall	1400m	1200m	1000m	800m	600m	400m	200m					
Section Times	1:36.09 [8] (0:14.93)	1:21.16 [8] (0:11.86)	1:09.30 [8] (0:11.70)	0:57.60 [8] (0:12.02)	0:45.58 [8] (0:11.88)	0:33.70 [9] (0:11.23)	0:22.47 [8] (0:10.89)	0:11.58 [8] (0:11.58)					
Average Speed [km/h]	48.5	60.9	61.6	60.3	61.1	64.7	66.3	62.0					
Top Speed [km/h]	60.1	62.4	62.5	62.1	62.7	66.9	67.5	65.4					
Avg. Dist. to Rail [m]	13.6	3.6	2.7	1.4	1.1	2.4	7.1	7.1					
Avg. Stride Freq. [Hz]	2.1	2.3	2.2	2.2	2.2	2.3	2.4	2.3					
Avg. Stride Length [m]	6.4	7.5	7.6	7.6	7.6	7.7	7.8	7.4					





Horse/Jockey Name	Zoology
Final Rank	9
Fastest Section Time (Section)	0:11.28 (400m)
Top Speed [km/h] (Section)	65.5 (400m)
Race State	Finished

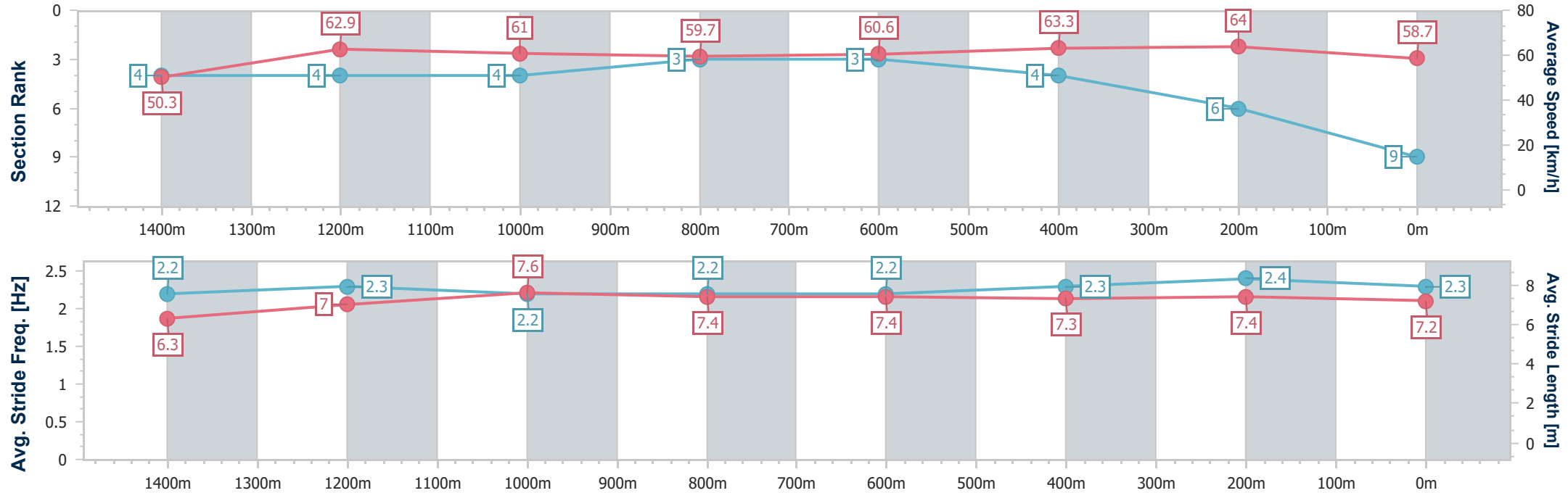


Eagle FarmProfessional  
Race 4: BECOME A BRC MEMBER BENCHMARK 85 Handicap - 1600m  
20 December 2025 - 14:03  
Track Rating: Good 4, Weather: Fine, Rail Position: +3 metres Entire Course.



BRISBANE  
RACING CLUB

Section	Overall	1400m	1200m	1000m	800m	600m	400m	200m					
Section Times	1:36.38 [9] (0:14.32)	1:22.06 [4] (0:11.47)	1:10.59 [4] (0:11.80)	0:58.79 [4] (0:12.05)	0:46.74 [3] (0:11.82)	0:34.92 [3] (0:11.41)	0:23.51 [4] (0:11.28)	0:12.23 [6] (0:12.23)					
Average Speed [km/h]	50.3	62.9	61.0	59.7	60.6	63.3	64.0	58.7					
Top Speed [km/h]	61.5	63.4	62.4	60.5	62.5	65.3	65.5	61.6					
Avg. Dist. to Rail [m]	7.0	1.5	1.4	0.4	0.7	0.8	1.8	2.2					
Avg. Stride Freq. [Hz]	2.2	2.3	2.2	2.2	2.2	2.3	2.4	2.3					
Avg. Stride Length [m]	6.3	7.0	7.6	7.4	7.4	7.3	7.4	7.2					



[ ] Ranking at each section and finish  
- - - - No data available at this section  
NA No data available



# Eagle Farm Professional

## Race 5: CRICKS HIGHWAY BENCHMARK 78 Handicap - 1400m

20 December 2025 - 14:38



BRISBANE  
RACING CLUB

Track Rating: Good 4, Weather: Fine, Rail Position: +3 metres Entire Course.

Section						Overall	1200m	1000m	800m	600m	400m	Last 600m	
Field Times						1:21.70 (0:13.44)	1:08.26 (0:10.55)	0:57.71 (0:11.21)	0:46.50 (0:11.45)	0:35.05 (0:11.67)	0:23.38 (0:11.42)	0:00.00	
Rank	TAB	Horse/Jockey	Barrier	Top Speed [km/h]	Fastest Section								Distance Travelled [m]
1	12	SILVER WEDDING	6	67.7	0:10.77	1:21.70 [1]	1:07.67 [8]	0:56.90 [8]	0:45.74 [8]	0:34.36 [8]	0:22.88 [9]	0:34.36	
		Angela Jones		1200m	1200m	(0:14.03)	(0:10.77)	(0:11.16)	(0:11.38)	(0:11.48)	(0:11.15)		
2	10	ENTERPRISE ATTACK	12	Data was not able to be tracked for this horse		-:-:-	-:-:-	-:-:-	-:-:-	-:-:-	-:-:-	-:-:-	
		Brandon Lerena											
3	3	ESJAY	7	68.3	0:10.72	1:21.75 [3]	1:08.04 [5]	0:57.32 [5]	0:46.28 [3]	0:34.88 [4]	0:23.28 [4]	0:34.88 +4	
		Jasper Franklin		1200m	1200m	(0:13.71)	(0:10.72)	(0:11.04)	(0:11.40)	(0:11.60)	(0:11.27)		
4	1	LIVING FREE	8	67.8	0:10.97	1:22.01 [4]	1:07.74 [10]	0:56.67 [11]	0:45.70 [11]	0:34.55 [10]	0:23.31 [5]	0:34.55 -1	
		Corey Sutherland		1000m	1000m	(0:14.27)	(0:11.07)	(0:10.97)	(0:11.15)	(0:11.24)	(0:11.27)		
5	2	MINTAKA LAD	11	68.3	0:10.88	1:22.07 [5]	1:07.95 [9]	0:57.07 [9]	0:46.04 [10]	0:34.53 [11]	0:23.06 [11]	0:34.53 +4	
		Jai Williams		1000m	1200m	(0:14.12)	(0:10.88)	(0:11.03)	(0:11.51)	(0:11.47)	(0:11.10)		
6	5	HELLA FAST	9	70.0	0:10.47	1:22.38 [6]	1:08.69 [4]	0:58.22 [2]	0:46.86 [4]	0:35.40 [5]	0:23.68 [6]	0:35.40 +0	
		Daniel Moor		1200m	1200m	(0:13.69)	(0:10.47)	(0:11.36)	(0:11.46)	(0:11.72)	(0:11.42)		
7	9	GREY ICE	4	67.5	0:10.78	1:22.45 [7]	1:08.49 [7]	0:57.71 [7]	0:46.55 [7]	0:35.20 [7]	0:23.72 [7]	0:35.20 -13	
		Jaden Lloyd		1200m	1200m	(0:13.96)	(0:10.78)	(0:11.16)	(0:11.35)	(0:11.48)	(0:11.38)		
8	11	RUINS OF ROME	1	67.3	0:10.83	1:22.49 [8]	1:08.93 [3]	0:58.10 [4]	0:46.92 [5]	0:35.69 [3]	0:24.09 [2]	0:35.69 -7	
		Kyle Wilson-Taylor		1200m	1200m	(0:13.56)	(0:10.83)	(0:11.18)	(0:11.23)	(0:11.60)	(0:11.57)		
9	6	SENESCHAL	5	67.8	0:10.71	1:22.68 [9]	1:08.93 [6]	0:58.22 [6]	0:46.97 [6]	0:35.52 [6]	0:23.91 [8]	0:35.52 -2	
		Jake Bayliss		1200m	1200m	(0:13.75)	(0:10.71)	(0:11.25)	(0:11.45)	(0:11.61)	(0:11.62)		
10	8	GALWAY HUSSLER	2	68.0	0:10.73	1:22.74 [10]	1:09.27 [2]	0:58.54 [3]	0:47.46 [2]	0:35.98 [2]	0:24.30 [3]	0:35.98 -7	
		Braith Nock		1200m	1200m	(0:13.47)	(0:10.73)	(0:11.08)	(0:11.48)	(0:11.68)	(0:11.65)		

Scratched: Katdeel (#7)

Report Created: Sat 20 December 2025 15:04 GMT (Note: Timing is based on position data)

Page 1/16

[ ] Ranking at each section and finish  
-:--:-- No data available at this section  
NA No data available

SCN Saddle cloth number  
DNF Did not finish  
DNT Did not track

data processed by  TRIPLESDATA





## Eagle Farm Professional

### Race 5: CRICKS HIGHWAY BENCHMARK 78 Handicap - 1400m

20 December 2025 - 14:38



BRISBANE  
RACING CLUB

Track Rating: Good 4, Weather: Fine, Rail Position: +3 metres Entire Course.

Section						Overall	1200m	1000m	800m	600m	400m	Last 600m	
Field Times						1:21.70 (0:13.44)	1:08.26 (0:10.55)	0:57.71 (0:11.21)	0:46.50 (0:11.45)	0:35.05 (0:11.67)	0:23.38 (0:11.42)	0:00.00	
Rank	TAB	Horse/Jockey	Barrier	Top Speed [km/h]	Fastest Section							Distance Travelled [m]	
11	13	CONNEWARRE	10	67.9	0:10.74	1:24.51 [11]	1:10.23 [11]	0:59.49 [10]	0:48.51 [9]	0:37.14 [9]	0:25.54 [10]	0:37.14	-6
		Mark Du Plessis		1200m	1200m	(0:14.28)	(0:10.74)	(0:10.98)	(0:11.37)	(0:11.60)	(0:11.91)		
12	4	KODIAK	3	69.6	0:10.55	1:24.97 [12]	1:11.53 [1]	1:00.98 [1]	0:49.77 [1]	0:38.32 [1]	0:26.65 [1]	0:38.32	+2
		Cejay Graham		1200m	1200m	(0:13.44)	(0:10.55)	(0:11.21)	(0:11.45)	(0:11.67)	(0:12.05)		

Scratched: Katdeel (#7)



## Eagle Farm Professional

### Race 5: CRICKS HIGHWAY BENCHMARK 78 Handicap - 1400m

20 December 2025 - 14:38



BRISBANE  
RACING CLUB

Track Rating: Good 4, Weather: Fine, Rail Position: +3 metres Entire Course.

Section Field Times				200m 0:11.96 (0:11.96)				Last 600m 0:00.00	
Rank	TAB	Horse/Jockey	Barrier	Top Speed [km/h]	Fastest Section	Margin	Margin	Distance Travelled [m]	
1	12	SILVER WEDDING	6	67.7	0:10.77	0:11.73 [3]	1:21.70	0:34.36	
		Angela Jones		1200m	1200m	(0:11.73)			
2	10	ENTERPRISE ATTACK	12	Data was not able to be tracked for this horse		-:--:--	0.19L	-:--:--	
		Brandon Lerena						----	
3	3	ESJAY	7	68.3	0:10.72	0:12.01 [1]	0.28L	0:34.88	
		Jasper Franklin		1200m	1200m	(0:12.01)		+4	
4	1	LIVING FREE	8	67.8	0:10.97	0:12.04 [4]	1.81L	0:34.55	
		Corey Sutherland		1000m	1000m	(0:12.04)		-1	
5	2	MINTAKA LAD	11	68.3	0:10.88	0:11.96 [7]	2.18L	0:34.53	
		Jai Williams		1000m	1200m	(0:11.96)		+4	
6	5	HELLA FAST	9	70.0	0:10.47	0:12.26 [8]	3.96L	0:35.40	
		Daniel Moor		1200m	1200m	(0:12.26)		+0	
7	9	GREY ICE	4	67.5	0:10.78	0:12.34 [6]	4.4L	0:35.20	
		Jaden Lloyd		1200m	1200m	(0:12.34)		-13	
8	11	RUINS OF ROME	1	67.3	0:10.83	0:12.52 [2]	4.61L	0:35.69	
		Kyle Wilson-Taylor		1200m	1200m	(0:12.52)		-7	
9	6	SENECHAL	5	67.8	0:10.71	0:12.29 [10]	5.73L	0:35.52	
		Jake Bayliss		1200m	1200m	(0:12.29)		-2	
10	8	GALWAY HUSSLER	2	68.0	0:10.73	0:12.65 [5]	6.07L	0:35.98	
		Braith Nock		1200m	1200m	(0:12.65)		-7	

Scratched: Katdeel (#7)

Report Created: Sat 20 December 2025 15:04 GMT (Note: Timing is based on position data)

Page 3/16

[ ] Ranking at each section and finish  
-:--:-- No data available at this section  
NA No data available

SCN Saddle cloth number  
DNF Did not finish  
DNT Did not track

data processed by  TRIPLESDATA



## Eagle Farm Professional

### Race 5: CRICKS HIGHWAY BENCHMARK 78 Handicap - 1400m

20 December 2025 - 14:38



BRISBANE  
RACING CLUB

Track Rating: Good 4, Weather: Fine, Rail Position: +3 metres Entire Course.

Section		Field Times		200m		Last 600m	
				0:11.96 (0:11.96)		0:00.00	
Rank	TAB	Horse/Jockey	Barrier	Top Speed [km/h]	Fastest Section	Margin	Distance Travelled [m]
11	13	CONNEWARRE	10	67.9	0:10.74	0:13.63 [11]	16.49L
		Mark Du Plessis		1200m	1200m	(0:13.63)	
12	4	KODIAK	3	69.6	0:10.55	0:14.60 [9]	19.2L
		Cejay Graham		1200m	1200m	(0:14.60)	

Scratched: Katdeel (#7)



Horse/Jockey Name	Silver Wedding
Final Rank	1
Fastest Section Time (Section)	0:10.77 (1200m)
Top Speed [km/h] (Section)	67.7 (1200m)
Race State	Finished

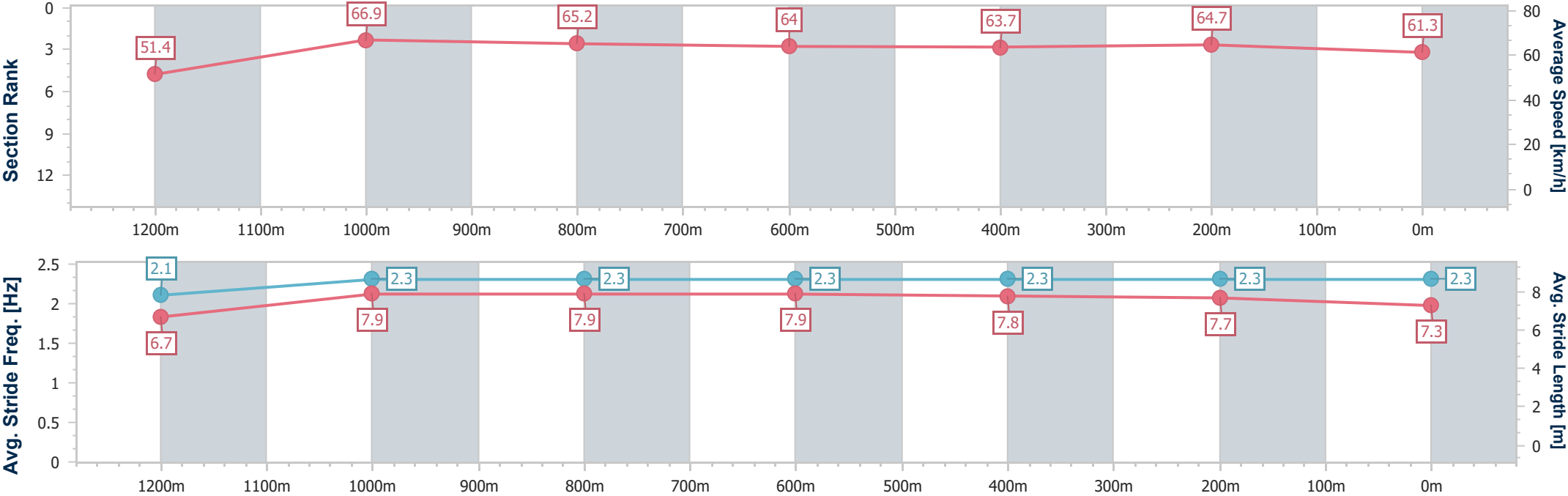


Eagle FarmProfessional  
Race 5: CRICKS HIGHWAY BENCHMARK 78 Handicap - 1400m  
20 December 2025 - 14:38  
Track Rating: Good 4, Weather: Fine, Rail Position: +3 metres  
Entire Course.



BRISBANE  
RACING CLUB

Section	Overall	1200m	1000m	800m	600m	400m	200m						
Section Times	1:21.70 [1] (0:14.03)	1:07.67 [8] (0:10.77)	0:56.90 [8] (0:11.16)	0:45.74 [8] (0:11.38)	0:34.36 [8] (0:11.48)	0:22.88 [9] (0:11.15)	0:11.73 [3] (0:11.73)						
Average Speed [km/h]	51.4	66.9	65.2	64.0	63.7	64.7	61.3						
Top Speed [km/h]	66.6	67.7	65.9	64.8	65.3	66.5	63.5						
Avg. Dist. to Rail [m]	5.8	2.7	1.9	2.0	3.2	6.0	6.7						
Avg. Stride Freq. [Hz]	2.1	2.3	2.3	2.3	2.3	2.3	2.3						
Avg. Stride Length [m]	6.7	7.9	7.9	7.9	7.8	7.7	7.3						





Horse/Jockey Name	Esjay
Final Rank	3
Fastest Section Time (Section)	0:10.72 (1200m)
Top Speed [km/h] (Section)	68.3 (1200m)
Race State	Finished



Eagle FarmProfessional

Race 5: CRICKS HIGHWAY BENCHMARK 78 Handicap - 1400m

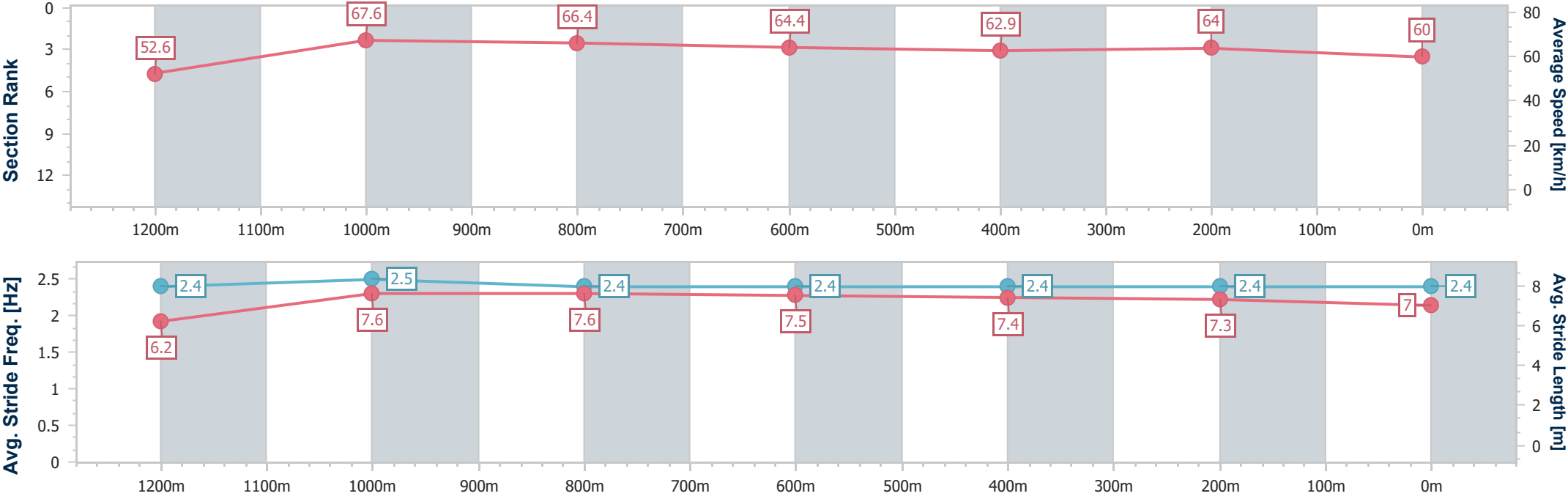
20 December 2025 - 14:38

Track Rating: Good 4, Weather: Fine, Rail Position: +3 metres Entire Course.



BRISBANE  
RACING CLUB

Section	Overall	1200m	1000m	800m	600m	400m	200m						
Section Times	1:21.75 [3] (0:13.71)	1:08.04 [5] (0:10.72)	0:57.32 [5] (0:11.04)	0:46.28 [3] (0:11.40)	0:34.88 [4] (0:11.60)	0:23.28 [4] (0:11.27)	0:12.01 [1] (0:12.01)						
Average Speed [km/h]	52.6	67.6	66.4	64.4	62.9	64.0	60.0						
Top Speed [km/h]	66.7	68.3	67.3	66.4	63.6	64.4	62.9						
Avg. Dist. to Rail [m]	7.0	4.1	4.4	4.3	2.6	2.8	3.2						
Avg. Stride Freq. [Hz]	2.4	2.5	2.4	2.4	2.4	2.4	2.4						
Avg. Stride Length [m]	6.2	7.6	7.6	7.5	7.4	7.3	7.0						



- [ ] Ranking at each section and finish
- .-.-.- No data available at this section
- NA No data available



Horse/Jockey Name	Living Free
Final Rank	4
Fastest Section Time (Section)	0:10.97 (1000m)
Top Speed [km/h] (Section)	67.8 (1000m)
Race State	Finished

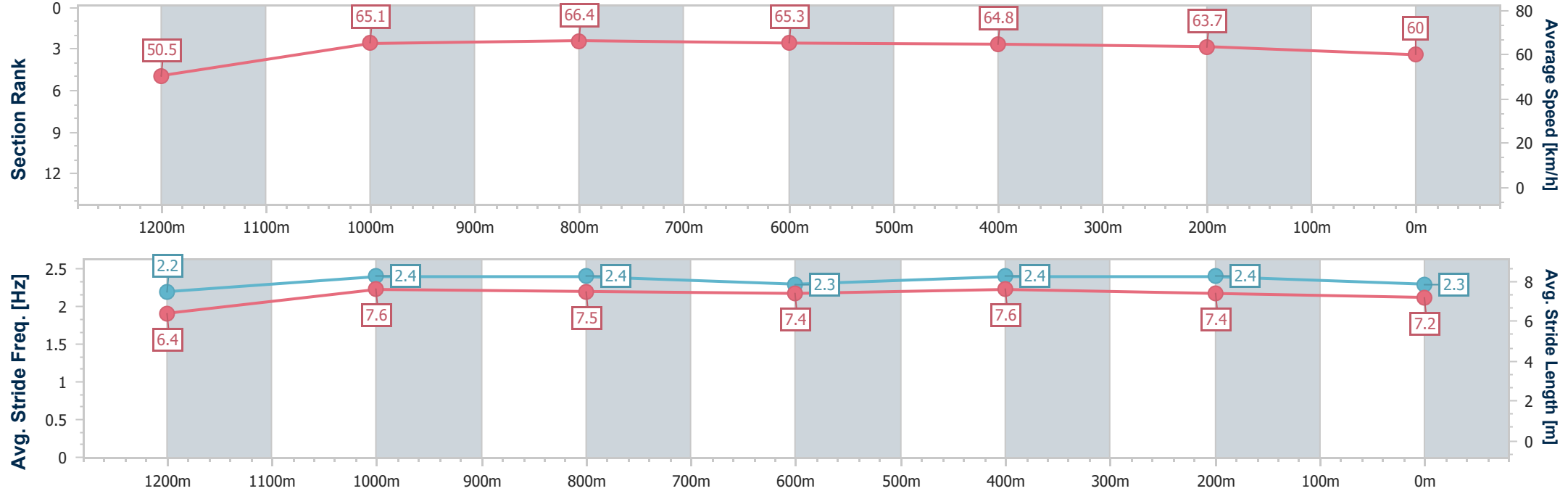


Eagle Farm Professional  
Race 5: CRICKS HIGHWAY BENCHMARK 78 Handicap - 1400m  
20 December 2025 - 14:38  
Track Rating: Good 4, Weather: Fine, Rail Position: +3 metres Entire Course.



BRISBANE  
RACING CLUB

Section	Overall	1200m	1000m	800m	600m	400m	200m						
Section Times	1:22.01 [4] (0:14.27)	1:07.74 [10] (0:11.07)	0:56.67 [11] (0:10.97)	0:45.70 [11] (0:11.15)	0:34.55 [10] (0:11.24)	0:23.31 [5] (0:11.27)	0:12.04 [4] (0:12.04)						
Average Speed [km/h]	50.5	65.1	66.4	65.3	64.8	63.7	60.0						
Top Speed [km/h]	63.3	66.5	67.8	66.3	66.7	64.8	62.6						
Avg. Dist. to Rail [m]	7.7	3.0	2.1	1.7	3.0	7.5	8.4						
Avg. Stride Freq. [Hz]	2.2	2.4	2.4	2.3	2.4	2.4	2.3						
Avg. Stride Length [m]	6.4	7.6	7.5	7.4	7.6	7.4	7.2						





Horse/Jockey Name	Mintaka Lad
Final Rank	5
Fastest Section Time (Section)	0:10.88 (1200m)
Top Speed [km/h] (Section)	68.3 (1000m)
Race State	Finished

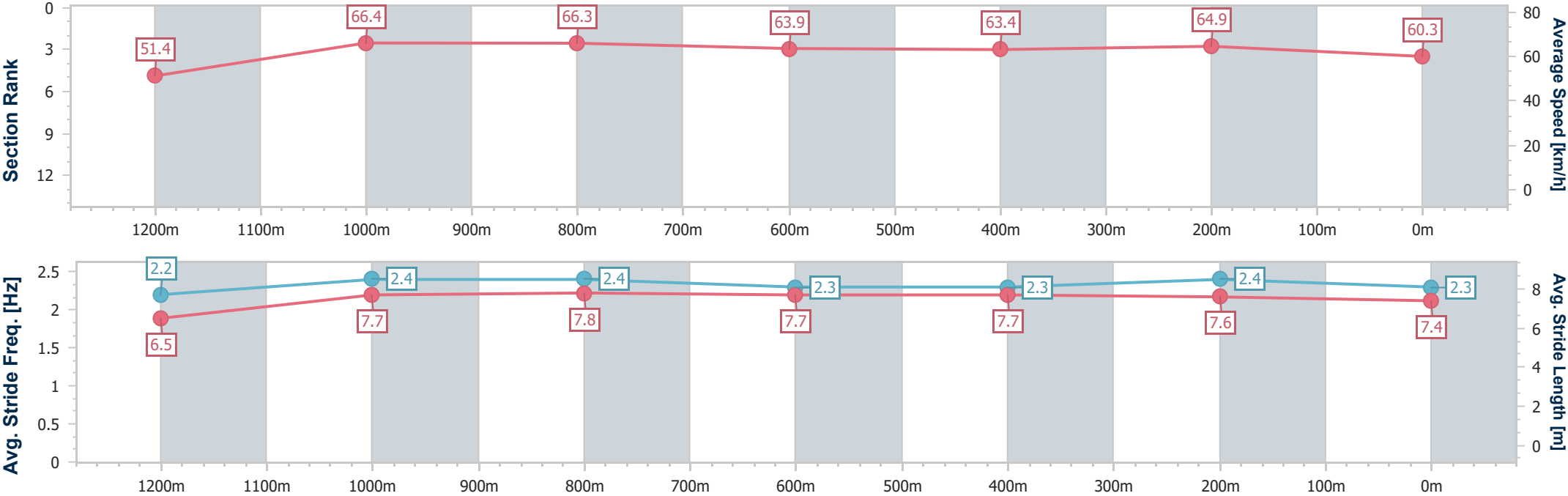


Eagle Farm Professional  
Race 5: CRICKS HIGHWAY BENCHMARK 78 Handicap - 1400m  
20 December 2025 - 14:38  
Track Rating: Good 4, Weather: Fine, Rail Position: +3 metres  
Entire Course.



BRISBANE  
RACING CLUB

Section	Overall	1200m	1000m	800m	600m	400m	200m						
Section Times	1:22.07 [5] (0:14.12)	1:07.95 [9] (0:10.88)	0:57.07 [9] (0:11.03)	0:46.04 [10] (0:11.51)	0:34.53 [11] (0:11.47)	0:23.06 [11] (0:11.10)	0:11.96 [7] (0:11.96)						
Average Speed [km/h]	51.4	66.4	66.3	63.9	63.4	64.9	60.3						
Top Speed [km/h]	65.3	67.8	68.3	65.5	64.9	66.2	63.8						
Avg. Dist. to Rail [m]	9.9	3.4	3.8	4.5	2.6	7.2	10.8						
Avg. Stride Freq. [Hz]	2.2	2.4	2.4	2.3	2.3	2.4	2.3						
Avg. Stride Length [m]	6.5	7.7	7.8	7.7	7.7	7.6	7.4						





Horse/Jockey Name	Hella Fast
Final Rank	6
Fastest Section Time (Section)	0:10.47 (1200m)
Top Speed [km/h] (Section)	70.0 (1200m)
Race State	Finished

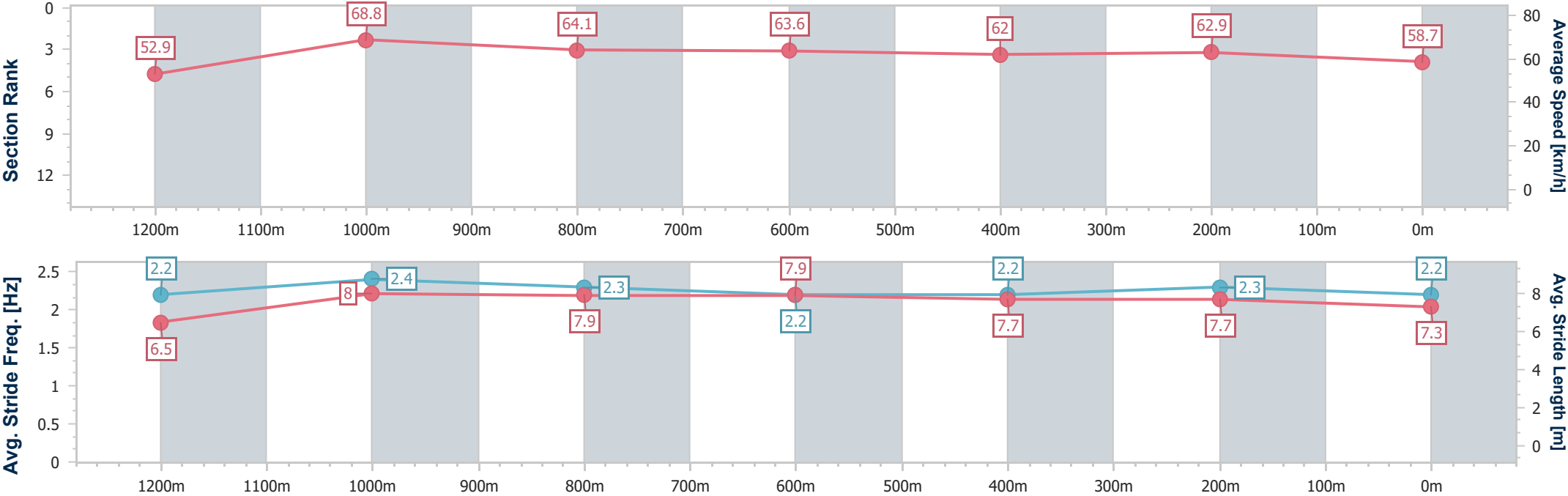


Eagle FarmProfessional  
Race 5: CRICKS HIGHWAY BENCHMARK 78 Handicap - 1400m  
20 December 2025 - 14:38  
Track Rating: Good 4, Weather: Fine, Rail Position: +3 metres  
Entire Course.



BRISBANE  
RACING CLUB

Section	Overall	1200m	1000m	800m	600m	400m	200m						
Section Times	1:22.38 [6] (0:13.69)	1:08.69 [4] (0:10.47)	0:58.22 [2] (0:11.36)	0:46.86 [4] (0:11.46)	0:35.40 [5] (0:11.72)	0:23.68 [6] (0:11.42)	0:12.26 [8] (0:12.26)						
Average Speed [km/h]	52.9	68.8	64.1	63.6	62.0	62.9	58.7						
Top Speed [km/h]	66.4	70.0	67.0	64.2	62.6	64.0	60.8						
Avg. Dist. to Rail [m]	8.3	4.4	2.2	2.1	2.2	4.9	5.6						
Avg. Stride Freq. [Hz]	2.2	2.4	2.3	2.2	2.2	2.3	2.2						
Avg. Stride Length [m]	6.5	8.0	7.9	7.9	7.7	7.7	7.3						







Horse/Jockey Name	Grey Ice
Final Rank	7
Fastest Section Time (Section)	0:10.78 (1200m)
Top Speed [km/h] (Section)	67.5 (1200m)
Race State	Finished



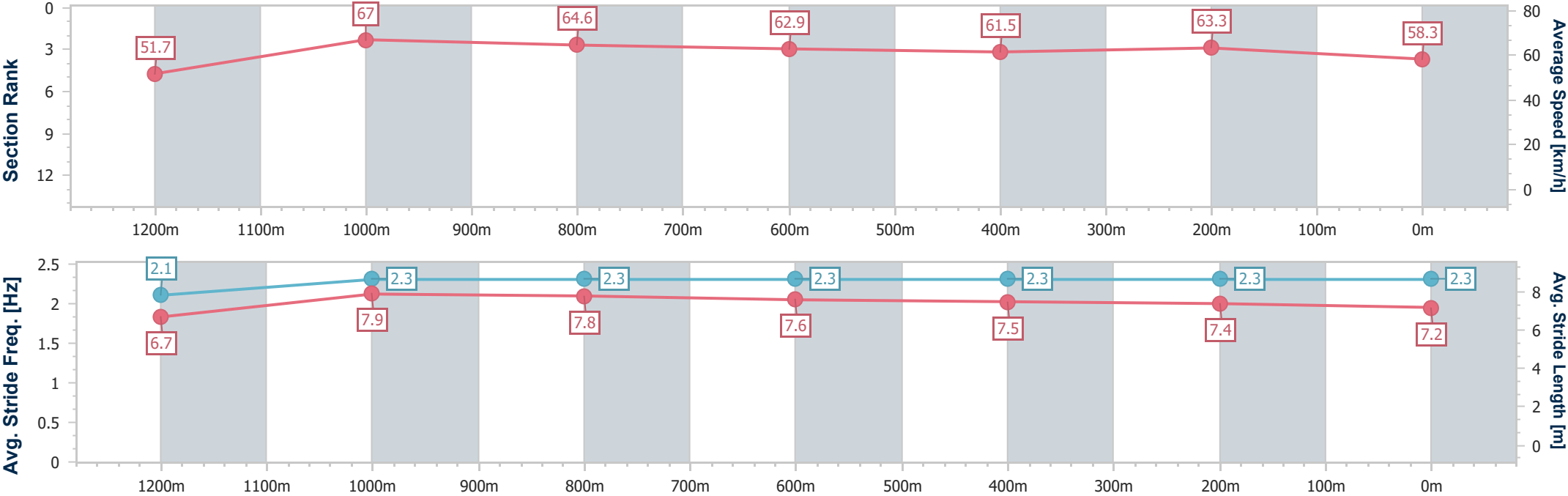
Eagle FarmProfessional  
Race 5: CRICKS HIGHWAY BENCHMARK 78 Handicap - 1400m



20 December 2025 - 14:38  
Track Rating: Good 4, Weather: Fine, Rail Position: +3 metres  
Entire Course.

BRISBANE  
RACING CLUB

Section	Overall	1200m	1000m	800m	600m	400m	200m						
Section Times	1:22.45 [7] (0:13.96)	1:08.49 [7] (0:10.78)	0:57.71 [7] (0:11.16)	0:46.55 [7] (0:11.35)	0:35.20 [7] (0:11.48)	0:23.72 [7] (0:11.38)	0:12.34 [6] (0:12.34)						
Average Speed [km/h]	51.7	67.0	64.6	62.9	61.5	63.3	58.3						
Top Speed [km/h]	66.0	67.5	66.5	63.6	62.8	63.6	62.0						
Avg. Dist. to Rail [m]	3.8	1.6	0.5	1.7	3.5	1.0	3.7						
Avg. Stride Freq. [Hz]	2.1	2.3	2.3	2.3	2.3	2.3	2.3						
Avg. Stride Length [m]	6.7	7.9	7.8	7.6	7.5	7.4	7.2						





Horse/Jockey Name	Ruins Of Rome
Final Rank	8
Fastest Section Time (Section)	0:10.83 (1200m)
Top Speed [km/h] (Section)	67.3 (1200m)
Race State	Finished

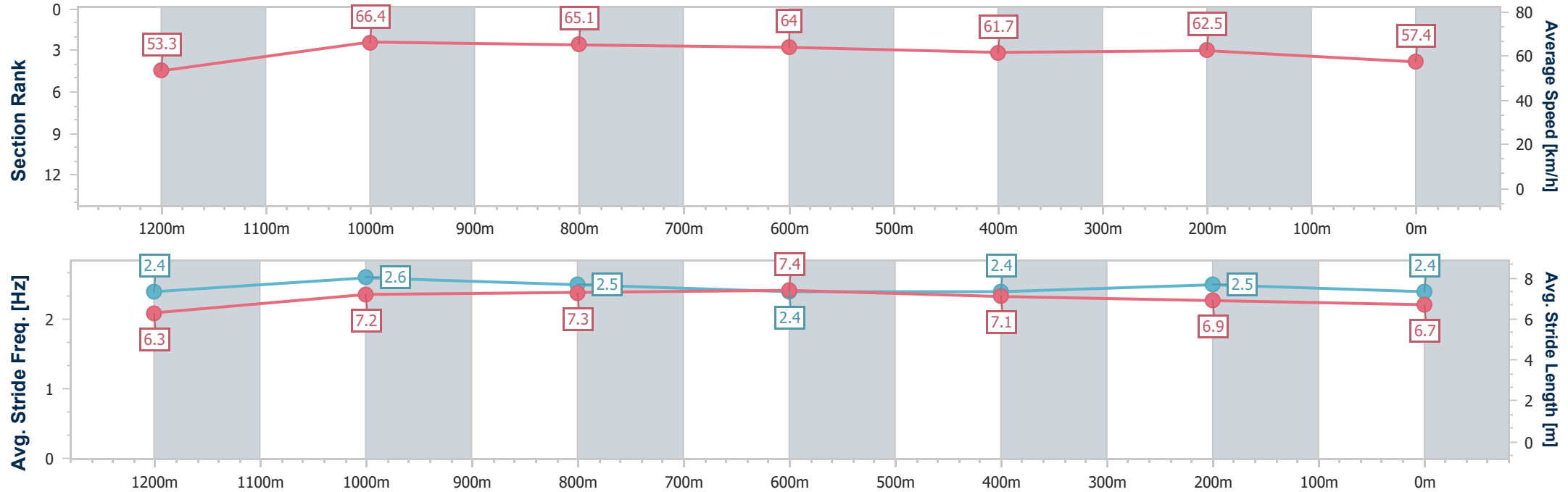


Eagle FarmProfessional  
Race 5: CRICKS HIGHWAY BENCHMARK 78 Handicap - 1400m  
20 December 2025 - 14:38  
Track Rating: Good 4, Weather: Fine, Rail Position: +3 metres  
Entire Course.



BRISBANE  
RACING CLUB

Section	Overall	1200m	1000m	800m	600m	400m	200m						
Section Times	1:22.49 [8] (0:13.56)	1:08.93 [3] (0:10.83)	0:58.10 [4] (0:11.18)	0:46.92 [5] (0:11.23)	0:35.69 [3] (0:11.60)	0:24.09 [2] (0:11.57)	0:12.52 [2] (0:12.52)						
Average Speed [km/h]	53.3	66.4	65.1	64.0	61.7	62.5	57.4						
Top Speed [km/h]	65.5	67.3	65.9	65.1	62.7	63.2	60.5						
Avg. Dist. to Rail [m]	3.3	2.8	1.9	0.7	0.7	2.2	3.5						
Avg. Stride Freq. [Hz]	2.4	2.6	2.5	2.4	2.4	2.5	2.4						
Avg. Stride Length [m]	6.3	7.2	7.3	7.4	7.1	6.9	6.7						





Horse/Jockey Name	Seneschal
Final Rank	9
Fastest Section Time (Section)	0:10.71 (1200m)
Top Speed [km/h] (Section)	67.8 (1200m)
Race State	Finished

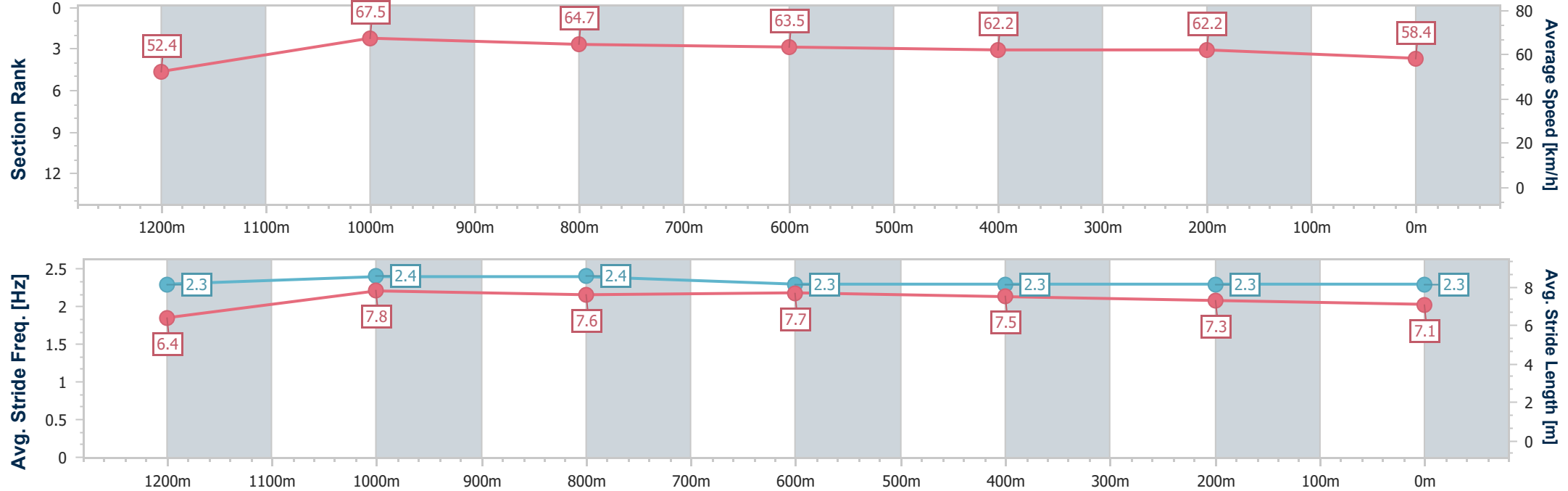


Eagle Farm Professional  
Race 5: CRICKS HIGHWAY BENCHMARK 78 Handicap - 1400m  
20 December 2025 - 14:38  
Track Rating: Good 4, Weather: Fine, Rail Position: +3 metres  
Entire Course.



BRISBANE  
RACING CLUB

Section	Overall	1200m	1000m	800m	600m	400m	200m						
Section Times	1:22.68 [9] (0:13.75)	1:08.93 [6] (0:10.71)	0:58.22 [6] (0:11.25)	0:46.97 [6] (0:11.45)	0:35.52 [6] (0:11.61)	0:23.91 [8] (0:11.62)	0:12.29 [10] (0:12.29)						
Average Speed [km/h]	52.4	67.5	64.7	63.5	62.2	62.2	58.4						
Top Speed [km/h]	67.0	67.8	66.1	63.8	63.5	63.0	60.9						
Avg. Dist. to Rail [m]	4.2	2.0	2.3	2.3	1.4	5.5	7.3						
Avg. Stride Freq. [Hz]	2.3	2.4	2.4	2.3	2.3	2.3	2.3						
Avg. Stride Length [m]	6.4	7.8	7.6	7.7	7.5	7.3	7.1						





Horse/Jockey Name	Galway Hussler
Final Rank	10
Fastest Section Time (Section)	0:10.73 (1200m)
Top Speed [km/h] (Section)	68.0 (1200m)
Race State	Finished

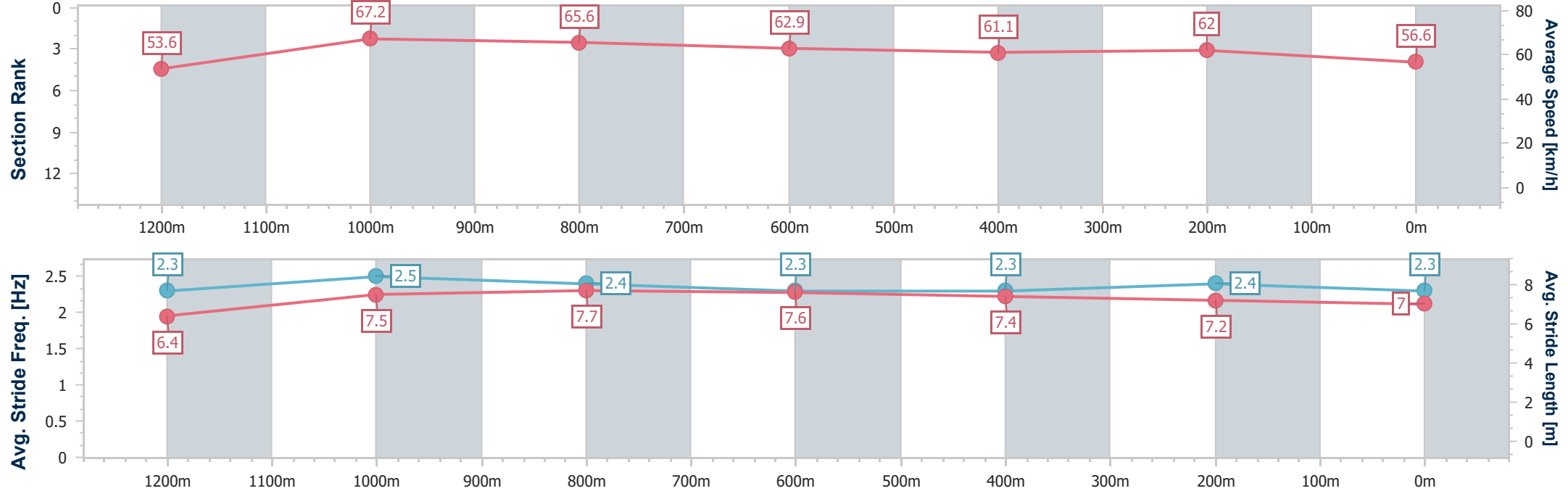


Eagle Farm Professional  
Race 5: CRICKS HIGHWAY BENCHMARK 78 Handicap - 1400m  
20 December 2025 - 14:38  
Track Rating: Good 4, Weather: Fine, Rail Position: +3 metres  
Entire Course.



BRISBANE  
RACING CLUB

Section	Overall	1200m	1000m	800m	600m	400m	200m						
Section Times	1:22.74 [10] (0:13.47)	1:09.27 [2] (0:10.73)	0:58.54 [3] (0:11.08)	0:47.46 [2] (0:11.48)	0:35.98 [2] (0:11.68)	0:24.30 [3] (0:11.65)	0:12.65 [5] (0:12.65)						
Average Speed [km/h]	53.6	67.2	65.6	62.9	61.1	62.0	56.6						
Top Speed [km/h]	67.7	68.0	66.9	64.5	61.7	63.3	60.1						
Avg. Dist. to Rail [m]	3.6	3.6	1.5	0.9	1.7	0.7	2.5						
Avg. Stride Freq. [Hz]	2.3	2.5	2.4	2.3	2.3	2.4	2.3						
Avg. Stride Length [m]	6.4	7.5	7.7	7.6	7.4	7.2	7.0						





Horse/Jockey Name	Connewarre
Final Rank	11
Fastest Section Time (Section)	0:10.74 (1200m)
Top Speed [km/h] (Section)	67.9 (1200m)
Race State	Finished

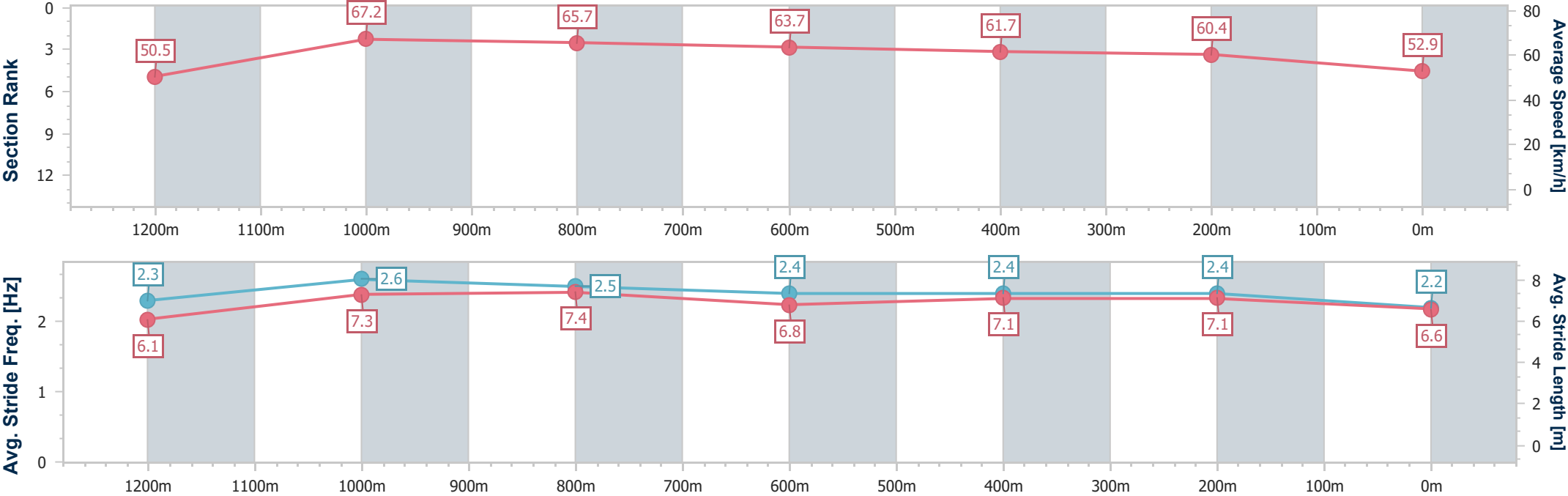


Eagle FarmProfessional  
Race 5: CRICKS HIGHWAY BENCHMARK 78 Handicap - 1400m  
20 December 2025 - 14:38  
Track Rating: Good 4, Weather: Fine, Rail Position: +3 metres  
Entire Course.



BRISBANE  
RACING CLUB

Section	Overall	1200m	1000m	800m	600m	400m	200m						
Section Times	1:24.51 [11] (0:14.28)	1:10.23 [11] (0:10.74)	0:59.49 [10] (0:10.98)	0:48.51 [9] (0:11.37)	0:37.14 [9] (0:11.60)	0:25.54 [10] (0:11.91)	0:13.63 [11] (0:13.63)						
Average Speed [km/h]	50.5	67.2	65.7	63.7	61.7	60.4	52.9						
Top Speed [km/h]	67.1	67.9	66.5	64.8	63.3	61.6	58.4						
Avg. Dist. to Rail [m]	7.5	1.6	1.4	0.7	0.9	0.6	3.1						
Avg. Stride Freq. [Hz]	2.3	2.6	2.5	2.4	2.4	2.4	2.2						
Avg. Stride Length [m]	6.1	7.3	7.4	6.8	7.1	7.1	6.6						





Horse/Jockey Name	Kodiak
Final Rank	12
Fastest Section Time (Section)	0:10.55 (1200m)
Top Speed [km/h] (Section)	69.6 (1200m)
Race State	Finished

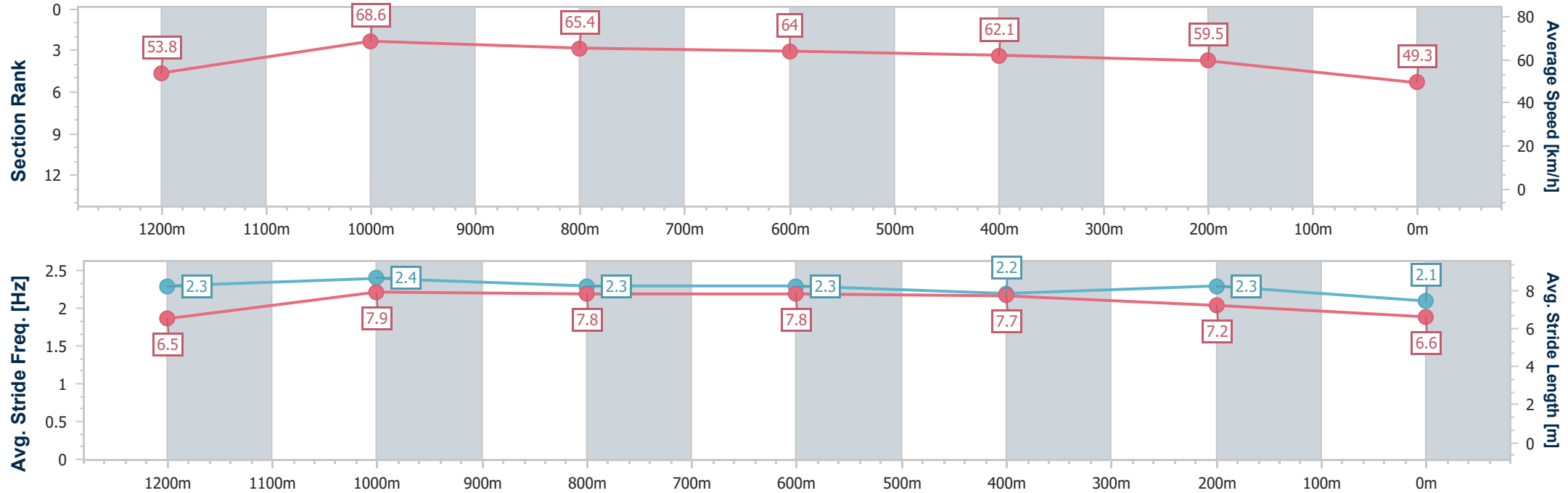


Eagle Farm Professional  
Race 5: CRICKS HIGHWAY BENCHMARK 78 Handicap - 1400m  
20 December 2025 - 14:38  
Track Rating: Good 4, Weather: Fine, Rail Position: +3 metres  
Entire Course.



BRISBANE  
RACING CLUB

Section	Overall	1200m	1000m	800m	600m	400m	200m						
Section Times	1:24.97 [12] (0:13.44)	1:11.53 [1] (0:10.55)	1:00.98 [1] (0:11.21)	0:49.77 [1] (0:11.45)	0:38.32 [1] (0:11.67)	0:26.65 [1] (0:12.05)	0:14.60 [9] (0:14.60)						
Average Speed [km/h]	53.8	68.6	65.4	64.0	62.1	59.5	49.3						
Top Speed [km/h]	66.4	69.6	68.5	64.3	62.9	61.1	57.6						
Avg. Dist. to Rail [m]	5.8	4.4	4.1	3.2	1.2	3.3	5.0						
Avg. Stride Freq. [Hz]	2.3	2.4	2.3	2.3	2.2	2.3	2.1						
Avg. Stride Length [m]	6.5	7.9	7.8	7.8	7.7	7.2	6.6						





Horse/Jockey Name	Enterprise Attack
Final Rank	-
Fastest Section Time (Section)	-:--:--
Top Speed [km/h] (Section)	--.-
Race State	DidNotTrack



Eagle FarmProfessional

Race 5: CRICKS HIGHWAY BENCHMARK 78 Handicap - 1400m

20 December 2025 - 14:38

Track Rating: Good 4, Weather: Fine, Rail Position: +3 metres Entire Course.

BRISBANE  
RACING CLUB

Section	Overall	1200m	1000m	800m	600m	400m	200m						
Section Times	-:--:--	-:--:--	-:--:--	-:--:--	-:--:--	-:--:--	-:--:--						
Average Speed [km/h]	--.-	--.-	--.-	--.-	--.-	--.-	--.-						
Top Speed [km/h]	--.-	--.-	--.-	--.-	--.-	--.-	--.-						
Avg. Dist. to Rail [m]	-.-	-.-	-.-	-.-	-.-	-.-	-.-						
Avg. Stride Freq. [Hz]	--.-	--.-	--.-	--.-	--.-	--.-	--.-						
Avg. Stride Length [m]	--.-	--.-	--.-	--.-	--.-	--.-	--.-						

- [ ] Ranking at each section and finish
- :--:-- No data available at this section
- NA No data available



# Eagle FarmProfessional

## Race 6: SEVEN GRAND PRIX STAKES - 1800m

20 December 2025 - 15:18



BRISBANE  
RACING CLUB

Track Rating: Good 4, Weather: Fine, Rail Position: +3 metres Entire Course.

Section						Overall	1600m	1400m	1200m	1000m	800m	600m	Last 600m		
Field Times						1:49.10 (0:13.79)	1:35.31 (0:11.10)	1:24.21 (0:11.63)	1:12.58 (0:12.19)	1:00.39 (0:12.81)	0:47.58 (0:12.73)	0:34.85 (0:11.93)	0:34.85		
Rank	TAB	Horse/Jockey	Barrier	Top Speed [km/h]	Fastest Section										Distance Travelled [m]
1	3	MATIAS	7	66.4	0:10.96	1:49.10 [1]	1:34.69 [9]	1:23.19 [10]	1:11.41 [10]	0:59.31 [10]	0:46.60 [10]	0:34.06 [10]	0:34.06		
		Michael Rodd		600m	400m	(0:14.41)	(0:11.50)	(0:11.78)	(0:12.10)	(0:12.71)	(0:12.54)	(0:11.52)			
2	6	AGENT ZERO	8	67.4	0:11.12	1:49.32 [2]	1:35.33 [5]	1:24.16 [5]	1:12.43 [5]	1:00.21 [4]	0:47.49 [3]	0:34.89 [3]	0:34.89	+0	
		Angela Jones		1600m	400m	(0:13.99)	(0:11.17)	(0:11.73)	(0:12.22)	(0:12.72)	(0:12.60)	(0:11.91)			
3	1	TAMBELOA	6	67.8	0:10.99	1:49.50 [3]	1:35.56 [3]	1:24.57 [3]	1:12.75 [3]	1:00.49 [3]	0:47.66 [4]	0:35.01 [4]	0:35.01	-6	
		Cejay Graham		1600m	1600m	(0:13.94)	(0:10.99)	(0:11.82)	(0:12.26)	(0:12.83)	(0:12.65)	(0:11.80)			
4	13	HIGHGROVE ROSE	4	66.0	0:11.14	1:49.56 [4]	1:35.40 [7]	1:23.87 [7]	1:12.04 [8]	0:59.94 [8]	0:47.21 [9]	0:34.65 [9]	0:34.65	-5	
		Damien Thornton		600m	400m	(0:14.16)	(0:11.53)	(0:11.83)	(0:12.10)	(0:12.73)	(0:12.56)	(0:11.69)			
5	14	STATE OPERA	5	67.2	0:11.06	1:49.67 [5]	1:35.73 [4]	1:24.67 [4]	1:12.82 [4]	1:00.49 [5]	0:47.71 [5]	0:35.07 [5]	0:35.07	-6	
		Daniel Moor		1600m	1600m	(0:13.94)	(0:11.06)	(0:11.85)	(0:12.33)	(0:12.78)	(0:12.64)	(0:11.75)			
6	4	MR WORTHINGTON	2	67.0	0:11.03	1:49.68 [6]	1:35.23 [10]	1:23.98 [8]	1:12.29 [7]	1:00.11 [7]	0:47.37 [7]	0:34.77 [8]	0:34.77	-10	
		Ron Stewart		400m	400m	(0:14.45)	(0:11.25)	(0:11.69)	(0:12.18)	(0:12.74)	(0:12.60)	(0:11.79)			
7	5	TOBY'S TRUSTY	1	66.5	0:10.96	1:49.71 [7]	1:34.94 [12]	1:23.72 [11]	1:12.05 [9]	0:59.90 [11]	0:47.17 [11]	0:34.53 [11]	0:34.53	-7	
		Brandon Lerena		400m	400m	(0:14.77)	(0:11.22)	(0:11.67)	(0:12.15)	(0:12.73)	(0:12.64)	(0:11.70)			
8	11	BIRD WHISTLE	11	67.3	0:11.13	1:49.77 [8]	1:35.98 [1]	1:24.85 [2]	1:13.25 [1]	1:01.06 [1]	0:48.25 [1]	0:35.52 [1]	0:35.52	-3	
		Braith Nock		Overall	1600m	(0:13.79)	(0:11.13)	(0:11.60)	(0:12.19)	(0:12.81)	(0:12.73)	(0:11.97)			
9	2	JOHN DORY	3	66.0	0:11.30	1:49.81 [9]	1:35.75 [6]	1:24.41 [6]	1:12.59 [6]	1:00.48 [6]	0:47.67 [6]	0:35.11 [6]	0:35.11	+0	
		Ryan Maloney		600m	400m	(0:14.06)	(0:11.34)	(0:11.82)	(0:12.11)	(0:12.81)	(0:12.56)	(0:11.67)			
10	7	LYNEHAM	12	66.3	0:11.02	1:49.84 [10]	1:35.00 [13]	1:23.07 [14]	1:11.05 [14]	0:59.01 [14]	0:46.23 [14]	0:34.11 [14]	0:34.11	-6	
		Martin Harley		400m	400m	(0:14.84)	(0:11.93)	(0:12.02)	(0:12.04)	(0:12.78)	(0:12.12)	(0:11.18)			

Scratched: Far Cry (#15)

Report Created: Sat 20 December 2025 15:52 GMT (Note: Timing is based on position data)

Page 1/18

[ ] Ranking at each section and finish  
-:-:- No data available at this section  
NA No data available

SCN Saddle cloth number  
DNF Did not finish  
DNT Did not track

data processed by  TRIPLESDATA





Eagle Farm Professional  
Race 6: SEVEN GRAND PRIX STAKES - 1800m  
20 December 2025 - 15:18



Track Rating: Good 4, Weather: Fine, Rail Position: +3 metres Entire Course.

Section						Overall	1600m	1400m	1200m	1000m	800m	600m	Last 600m	
Field Times						1:49.10 (0:13.79)	1:35.31 (0:11.10)	1:24.21 (0:11.63)	1:12.58 (0:12.19)	1:00.39 (0:12.81)	0:47.58 (0:12.73)	0:34.85 (0:11.93)	0:34.85	
Rank	TAB	Horse/Jockey	Barrier	Top Speed [km/h]	Fastest Section									Distance Travelled [m]
11	10	SEVILO	14	65.3	0:11.23	1:49.89 [11]	1:34.98 [14]	1:23.59 [13]	1:11.88 [13]	0:59.81 [12]	0:47.12 [13]	0:34.68 [12]	0:34.68	-9
		Dylan Turner		1600m	400m	(0:14.91)	(0:11.39)	(0:11.71)	(0:12.07)	(0:12.69)	(0:12.44)	(0:11.55)		
12	12	NIGHTLINE	10	65.6	0:11.34	1:50.25 [12]	1:35.91 [8]	1:24.36 [9]	1:12.55 [11]	1:00.48 [9]	0:47.93 [8]	0:35.37 [7]	0:35.37	+0
		Mark Du Plessis		Overall	400m	(0:14.34)	(0:11.55)	(0:11.81)	(0:12.07)	(0:12.55)	(0:12.56)	(0:11.57)		
13	9	GIAPPONESE	9	65.2	0:11.39	1:51.10 [13]	1:36.45 [11]	1:25.06 [12]	1:13.13 [12]	1:00.94 [13]	0:48.37 [12]	0:35.79 [13]	0:35.79	+0
		Robbie Dolan		1600m	1600m	(0:14.65)	(0:11.39)	(0:11.93)	(0:12.19)	(0:12.57)	(0:12.58)	(0:11.86)		
14	8	KOZAK PRINCE	13	69.2	0:11.02	1:51.47 [14]	1:37.60 [2]	1:26.58 [1]	1:14.91 [2]	1:02.75 [2]	0:49.92 [2]	0:37.17 [2]	0:37.17	+1
		Jake Bayliss		1600m	1600m	(0:13.87)	(0:11.02)	(0:11.67)	(0:12.16)	(0:12.83)	(0:12.75)	(0:11.88)		

Scratched: Far Cry (#15)



# Eagle Farm Professional

## Race 6: SEVEN GRAND PRIX STAKES - 1800m

20 December 2025 - 15:18



BRISBANE  
RACING CLUB

Track Rating: Good 4, Weather: Fine, Rail Position: +3 metres Entire Course.

Section						400m	200m			Last 600m		
Field Times						0:22.92 (0:11.28)	0:11.64 (0:11.64)			0:34.85		
Rank	TAB	Horse/Jockey	Barrier	Top Speed [km/h]	Fastest Section			Margin			Distance Travelled [m]	
1	3	MATIAS	7	66.4	0:10.96	0:22.54 [8]	0:11.58 [2]	1:49.10			0:34.06	
		Michael Rodd		600m	400m	(0:10.96)	(0:11.58)					
2	6	AGENT ZERO	8	67.4	0:11.12	0:22.98 [4]	0:11.86 [1]	1.29L			0:34.89	+0
		Angela Jones		1600m	400m	(0:11.12)	(0:11.86)					
3	1	TAMBELOA	6	67.8	0:10.99	0:23.21 [3]	0:11.83 [5]	2.35L			0:35.01	-6
		Cejay Graham		1600m	1600m	(0:11.38)	(0:11.83)					
4	13	HIGHGROVE ROSE	4	66.0	0:11.14	0:22.96 [9]	0:11.82 [8]	2.67L			0:34.65	-5
		Damien Thornton		600m	400m	(0:11.14)	(0:11.82)					
5	14	STATE OPERA	5	67.2	0:11.06	0:23.32 [5]	0:12.02 [3]	3.33L			0:35.07	-6
		Daniel Moor		1600m	1600m	(0:11.30)	(0:12.02)					
6	4	MR WORTHINGTON	2	67.0	0:11.03	0:22.98 [10]	0:11.95 [7]	3.4L			0:34.77	-10
		Ron Stewart		400m	400m	(0:11.03)	(0:11.95)					
7	5	TOBY'S TRUSTY	1	66.5	0:10.96	0:22.83 [12]	0:11.87 [10]	3.57L			0:34.53	-7
		Brandon Lerena		400m	400m	(0:10.96)	(0:11.87)					
8	11	BIRD WHISTLE	11	67.3	0:11.13	0:23.55 [2]	0:12.10 [4]	3.9L			0:35.52	-3
		Braith Nock		Overall	1600m	(0:11.45)	(0:12.10)					
9	2	JOHN DORY	3	66.0	0:11.30	0:23.44 [6]	0:12.14 [6]	4.15L			0:35.11	+0
		Ryan Maloney		600m	400m	(0:11.30)	(0:12.14)					
10	7	LYNEHAM	12	66.3	0:11.02	0:22.93 [13]	0:11.91 [11]	4.31L			0:34.11	-6
		Martin Harley		400m	400m	(0:11.02)	(0:11.91)					

Scratched: Far Cry (#15)

Report Created: Sat 20 December 2025 15:52 GMT (Note: Timing is based on position data)

Page 3/18

[ ] Ranking at each section and finish  
-:-:- No data available at this section  
NA No data available

SCN Saddle cloth number  
DNF Did not finish  
DNT Did not track

data processed by  TRIPLESDATA



Eagle Farm Professional  
Race 6: SEVEN GRAND PRIX STAKES - 1800m  
20 December 2025 - 15:18



Track Rating: Good 4, Weather: Fine, Rail Position: +3 metres Entire Course.

Section		400m		200m		Last 600m				
Field Times		0:22.92 (0:11.28)		0:11.64 (0:11.64)		0:34.85				
Rank	TAB Horse/Jockey	Barrier	Top Speed [km/h]	Fastest Section	Margin				Distance Travelled [m]	
11	10 SEVILO	14	65.3	0:11.23	0:23.13 [11]	0:11.90 [13]	4.61L		0:34.68	-9
	Dylan Turner		1600m	400m	(0:11.23)	(0:11.90)				
12	12 NIGHTLINE	10	65.6	0:11.34	0:23.80 [7]	0:12.46 [9]	6.75L		0:35.37	+0
	Mark Du Plessis		Overall	400m	(0:11.34)	(0:12.46)				
13	9 GIAPPONESE	9	65.2	0:11.39	0:23.93 [14]	0:12.54 [14]	11.71L		0:35.79	+0
	Robbie Dolan		1600m	1600m	(0:11.39)	(0:12.54)				
14	8 KOZAK PRINCE	13	69.2	0:11.02	0:25.29 [1]	0:13.50 [12]	13.9L		0:37.17	+1
	Jake Bayliss		1600m	1600m	(0:11.79)	(0:13.50)				

Scratched: Far Cry (#15)



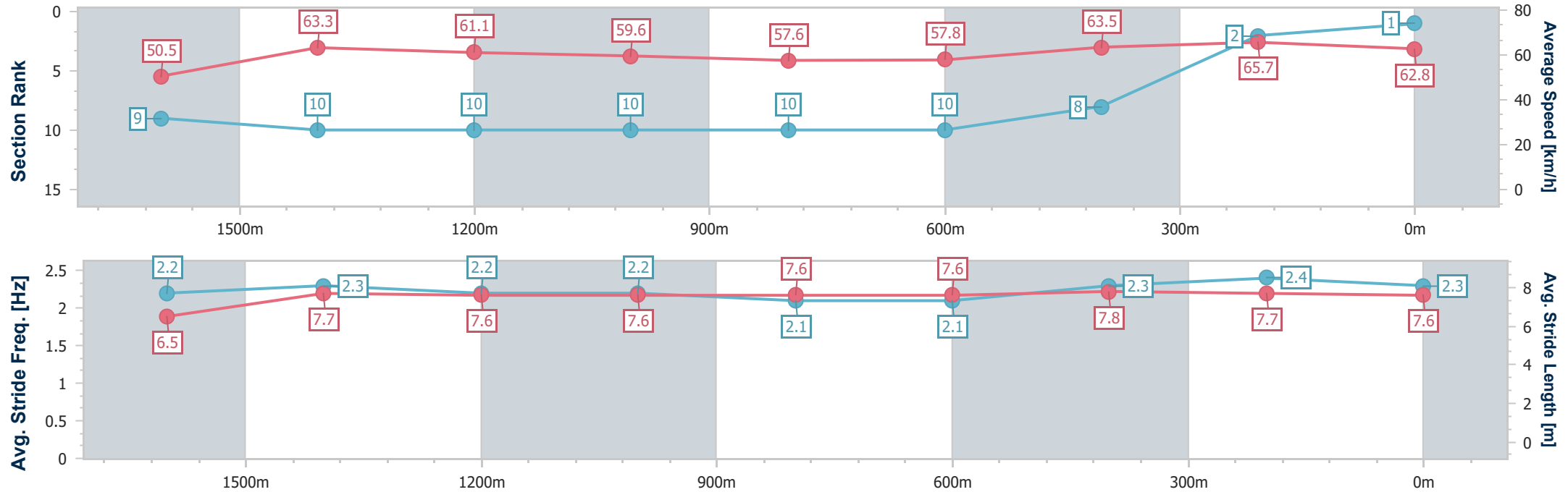
Horse/Jockey Name	Matias
Final Rank	1
Fastest Section Time (Section)	0:10.96 (400m)
Top Speed [km/h] (Section)	66.4 (600m)
Race State	Finished



Eagle FarmProfessional  
Race 6: SEVEN GRAND PRIX STAKES - 1800m  
20 December 2025 - 15:18  
Track Rating: Good 4, Weather: Fine, Rail Position: +3 metres  
Entire Course.



Section	Overall	1600m	1400m	1200m	1000m	800m	600m	400m	200m				
Section Times	1:49.10 [1] (0:14.41)	1:34.69 [9] (0:11.50)	1:23.19 [10] (0:11.78)	1:11.41 [10] (0:12.10)	0:59.31 [10] (0:12.71)	0:46.60 [10] (0:12.54)	0:34.06 [10] (0:11.52)	0:22.54 [8] (0:10.96)	0:11.58 [2] (0:11.58)				
Average Speed [km/h]	50.5	63.3	61.1	59.6	57.6	57.8	63.5	65.7	62.8				
Top Speed [km/h]	63.6	64.8	62.7	61.4	58.8	60.3	66.4	66.4	64.5				
Avg. Dist. to Rail [m]	5.0	2.6	2.7	3.3	2.8	2.2	3.2	8.8	9.5				
Avg. Stride Freq. [Hz]	2.2	2.3	2.2	2.2	2.1	2.1	2.3	2.4	2.3				
Avg. Stride Length [m]	6.5	7.7	7.6	7.6	7.6	7.6	7.8	7.7	7.6				





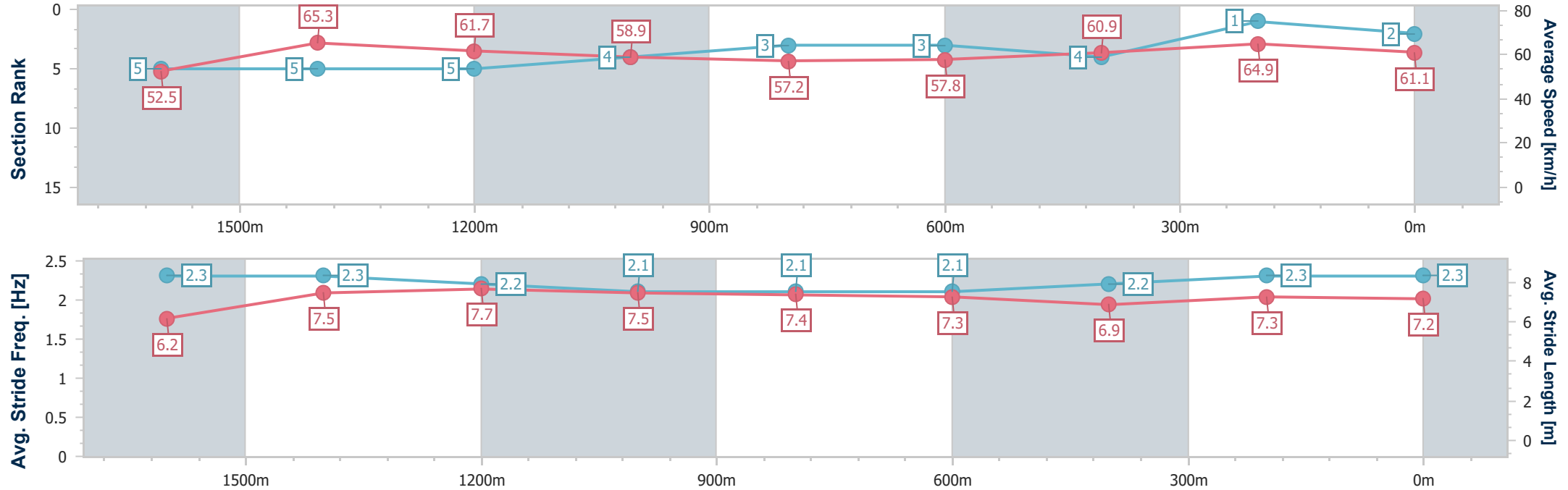
Horse/Jockey Name	Agent Zero
Final Rank	2
Fastest Section Time (Section)	0:11.12 (400m)
Top Speed [km/h] (Section)	67.4 (1600m)
Race State	Finished



Eagle FarmProfessional  
Race 6: SEVEN GRAND PRIX STAKES - 1800m  
20 December 2025 - 15:18  
Track Rating: Good 4, Weather: Fine, Rail Position: +3 metres  
Entire Course.



Section	Overall	1600m	1400m	1200m	1000m	800m	600m	400m	200m				
Section Times	1:49.32 [2] (0:13.99)	1:35.33 [5] (0:11.17)	1:24.16 [5] (0:11.73)	1:12.43 [5] (0:12.22)	1:00.21 [4] (0:12.72)	0:47.49 [3] (0:12.60)	0:34.89 [3] (0:11.91)	0:22.98 [4] (0:11.12)	0:11.86 [1] (0:11.86)				
Average Speed [km/h]	52.5	65.3	61.7	58.9	57.2	57.8	60.9	64.9	61.1				
Top Speed [km/h]	66.2	67.4	63.9	61.4	58.0	59.3	64.0	65.5	63.4				
Avg. Dist. to Rail [m]	6.6	3.4	2.1	2.9	2.2	2.0	2.0	4.6	7.1				
Avg. Stride Freq. [Hz]	2.3	2.3	2.2	2.1	2.1	2.1	2.2	2.3	2.3				
Avg. Stride Length [m]	6.2	7.5	7.7	7.5	7.4	7.3	6.9	7.3	7.2				



[ ] Ranking at each section and finish  
-.-.- No data available at this section  
NA No data available



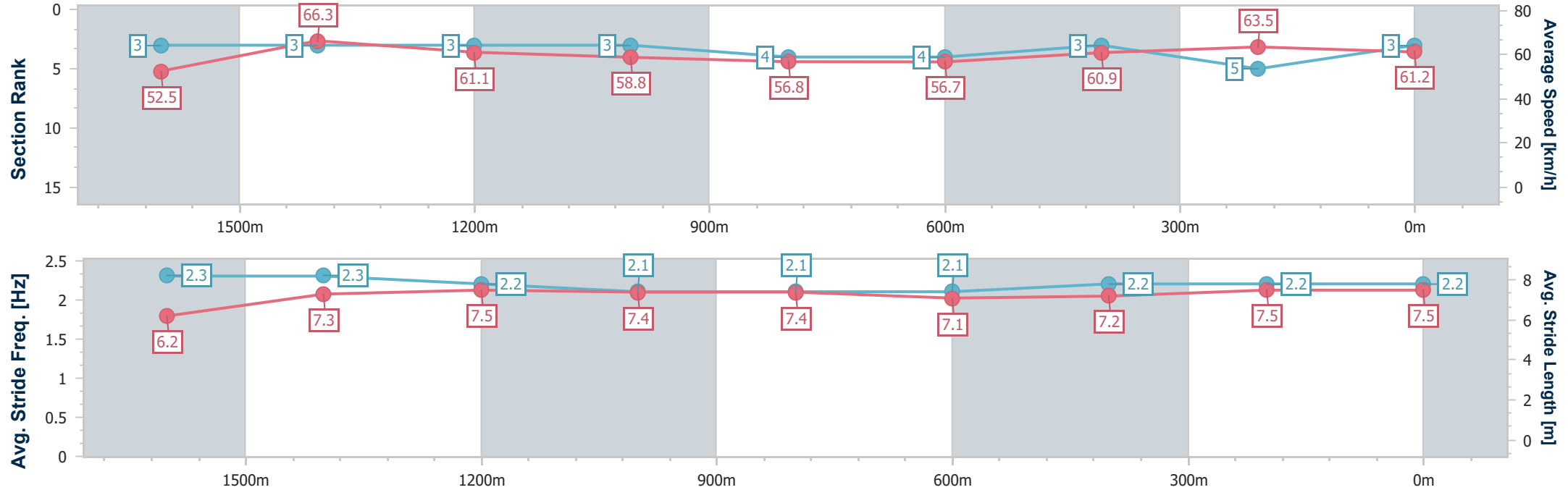
Horse/Jockey Name	Tambeloa
Final Rank	3
Fastest Section Time (Section)	0:10.99 (1600m)
Top Speed [km/h] (Section)	67.8 (1600m)
Race State	Finished



Eagle FarmProfessional  
Race 6: SEVEN GRAND PRIX STAKES - 1800m  
20 December 2025 - 15:18  
Track Rating: Good 4, Weather: Fine, Rail Position: +3 metres  
Entire Course.



Section	Overall	1600m	1400m	1200m	1000m	800m	600m	400m	200m				
Section Times	1:49.50 [3] (0:13.94)	1:35.56 [3] (0:10.99)	1:24.57 [3] (0:11.82)	1:12.75 [3] (0:12.26)	1:00.49 [3] (0:12.83)	0:47.66 [4] (0:12.65)	0:35.01 [4] (0:11.80)	0:23.21 [3] (0:11.38)	0:11.83 [5] (0:11.83)				
Average Speed [km/h]	52.5	66.3	61.1	58.8	56.8	56.7	60.9	63.5	61.2				
Top Speed [km/h]	67.0	67.8	64.0	61.0	57.3	57.9	63.7	64.0	62.5				
Avg. Dist. to Rail [m]	5.6	3.1	2.4	2.5	1.7	0.4	0.7	0.4	1.0				
Avg. Stride Freq. [Hz]	2.3	2.3	2.2	2.1	2.1	2.1	2.2	2.2	2.2				
Avg. Stride Length [m]	6.2	7.3	7.5	7.4	7.4	7.1	7.2	7.5	7.5				



[ ] Ranking at each section and finish  
-.-.- No data available at this section  
NA No data available



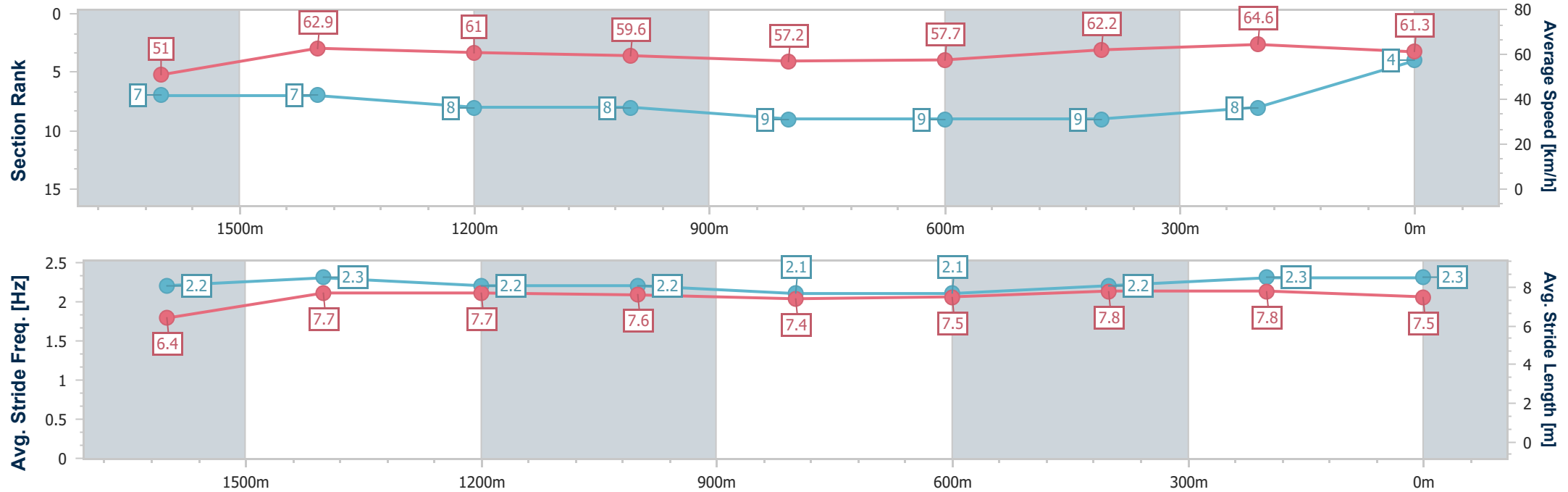
Horse/Jockey Name	Highgrove Rose
Final Rank	4
Fastest Section Time (Section)	0:11.14 (400m)
Top Speed [km/h] (Section)	66.0 (600m)
Race State	Finished



Eagle FarmProfessional  
Race 6: SEVEN GRAND PRIX STAKES - 1800m  
20 December 2025 - 15:18  
Track Rating: Good 4, Weather: Fine, Rail Position: +3 metres  
Entire Course.



Section	Overall	1600m	1400m	1200m	1000m	800m	600m	400m	200m				
Section Times	1:49.56 [4] (0:14.16)	1:35.40 [7] (0:11.53)	1:23.87 [7] (0:11.83)	1:12.04 [8] (0:12.10)	0:59.94 [8] (0:12.73)	0:47.21 [9] (0:12.56)	0:34.65 [9] (0:11.69)	0:22.96 [9] (0:11.14)	0:11.82 [8] (0:11.82)				
Average Speed [km/h]	51.0	62.9	61.0	59.6	57.2	57.7	62.2	64.6	61.3				
Top Speed [km/h]	64.6	65.1	61.7	61.5	58.0	59.7	66.0	65.4	64.4				
Avg. Dist. to Rail [m]	2.4	1.9	2.5	3.3	2.3	1.0	1.7	6.8	9.9				
Avg. Stride Freq. [Hz]	2.2	2.3	2.2	2.2	2.1	2.1	2.2	2.3	2.3				
Avg. Stride Length [m]	6.4	7.7	7.7	7.6	7.4	7.5	7.8	7.8	7.5				



[ ] Ranking at each section and finish  
-.-.- No data available at this section  
NA No data available



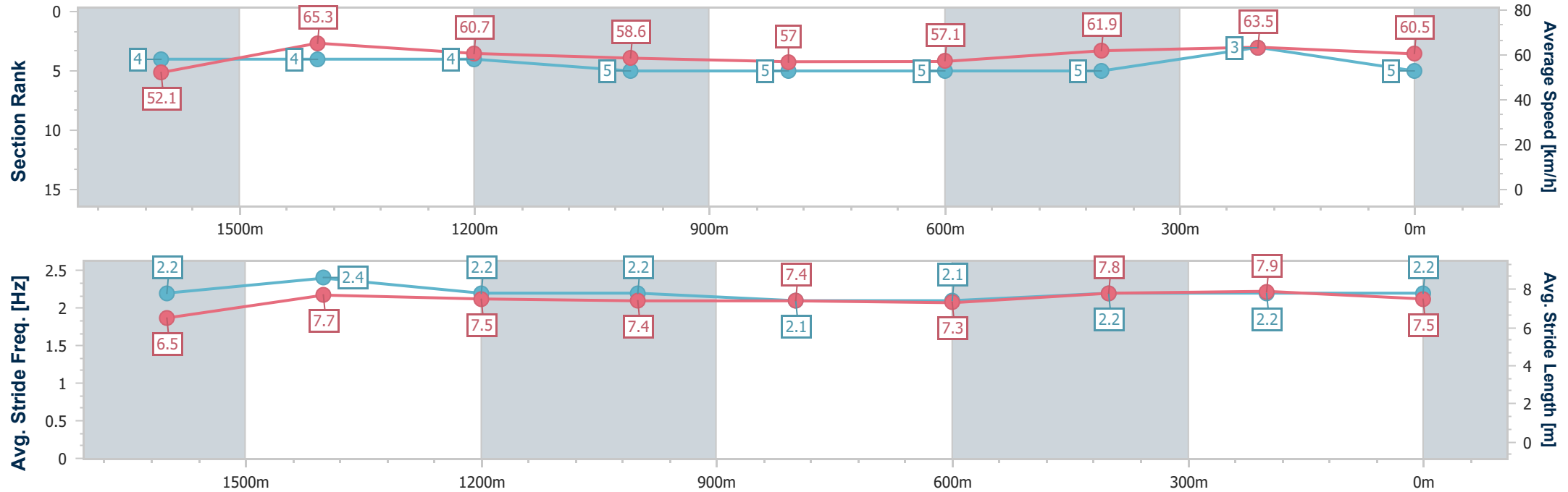
Horse/Jockey Name	State Opera
Final Rank	5
Fastest Section Time (Section)	0:11.06 (1600m)
Top Speed [km/h] (Section)	67.2 (1600m)
Race State	Finished



Eagle FarmProfessional  
Race 6: SEVEN GRAND PRIX STAKES - 1800m  
20 December 2025 - 15:18  
Track Rating: Good 4, Weather: Fine, Rail Position: +3 metres  
Entire Course.



Section	Overall	1600m	1400m	1200m	1000m	800m	600m	400m	200m				
Section Times	1:49.67 [5] (0:13.94)	1:35.73 [4] (0:11.06)	1:24.67 [4] (0:11.85)	1:12.82 [4] (0:12.33)	1:00.49 [5] (0:12.78)	0:47.71 [5] (0:12.64)	0:35.07 [5] (0:11.75)	0:23.32 [5] (0:11.30)	0:12.02 [3] (0:12.02)				
Average Speed [km/h]	52.1	65.3	60.7	58.6	57.0	57.1	61.9	63.5	60.5				
Top Speed [km/h]	67.0	67.2	64.2	60.9	57.5	58.6	64.2	64.4	62.4				
Avg. Dist. to Rail [m]	3.2	1.2	1.3	2.1	1.9	1.4	1.4	3.1	5.4				
Avg. Stride Freq. [Hz]	2.2	2.4	2.2	2.2	2.1	2.1	2.2	2.2	2.2				
Avg. Stride Length [m]	6.5	7.7	7.5	7.4	7.4	7.3	7.8	7.9	7.5				



[ ] Ranking at each section and finish  
- - - - - No data available at this section  
NA No data available





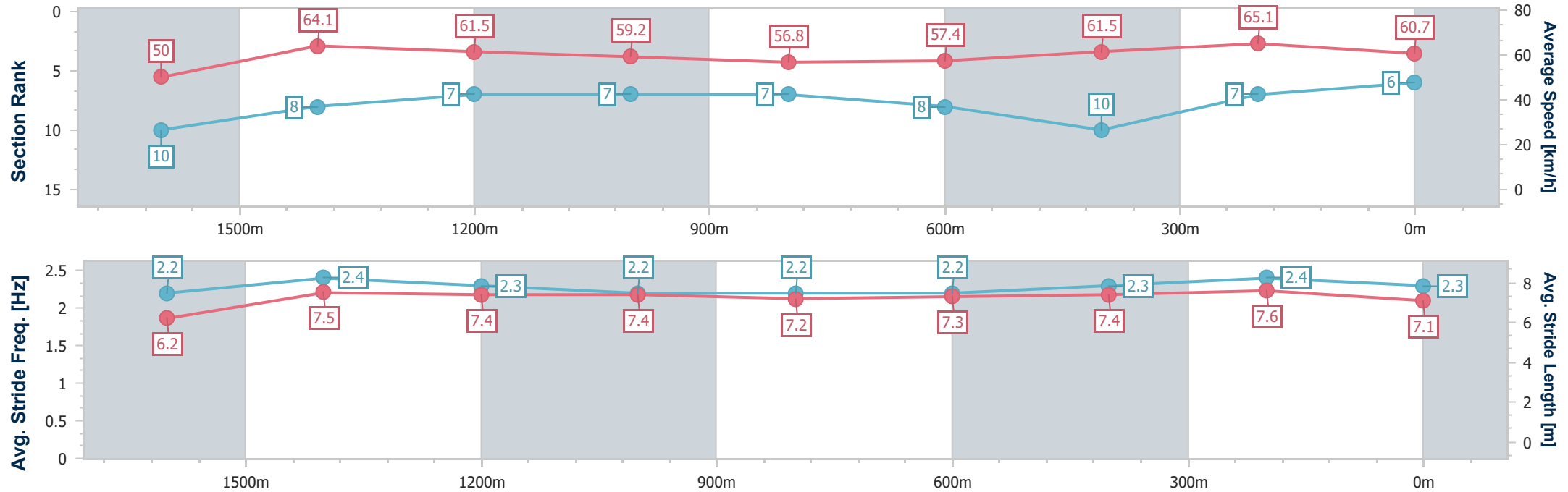
Horse/Jockey Name	Mr Worthington
Final Rank	6
Fastest Section Time (Section)	0:11.03 (400m)
Top Speed [km/h] (Section)	67.0 (400m)
Race State	Finished



Eagle FarmProfessional  
Race 6: SEVEN GRAND PRIX STAKES - 1800m  
20 December 2025 - 15:18  
Track Rating: Good 4, Weather: Fine, Rail Position: +3 metres  
Entire Course.



Section	Overall	1600m	1400m	1200m	1000m	800m	600m	400m	200m				
Section Times	1:49.68 [6] (0:14.45)	1:35.23 [10] (0:11.25)	1:23.98 [8] (0:11.69)	1:12.29 [7] (0:12.18)	1:00.11 [7] (0:12.74)	0:47.37 [7] (0:12.60)	0:34.77 [8] (0:11.79)	0:22.98 [10] (0:11.03)	0:11.95 [7] (0:11.95)				
Average Speed [km/h]	50.0	64.1	61.5	59.2	56.8	57.4	61.5	65.1	60.7				
Top Speed [km/h]	63.3	66.3	62.8	60.5	57.6	58.4	65.3	67.0	64.6				
Avg. Dist. to Rail [m]	1.8	0.6	0.7	1.2	0.7	0.9	1.3	4.2	5.3				
Avg. Stride Freq. [Hz]	2.2	2.4	2.3	2.2	2.2	2.2	2.3	2.4	2.3				
Avg. Stride Length [m]	6.2	7.5	7.4	7.4	7.2	7.3	7.4	7.6	7.1				





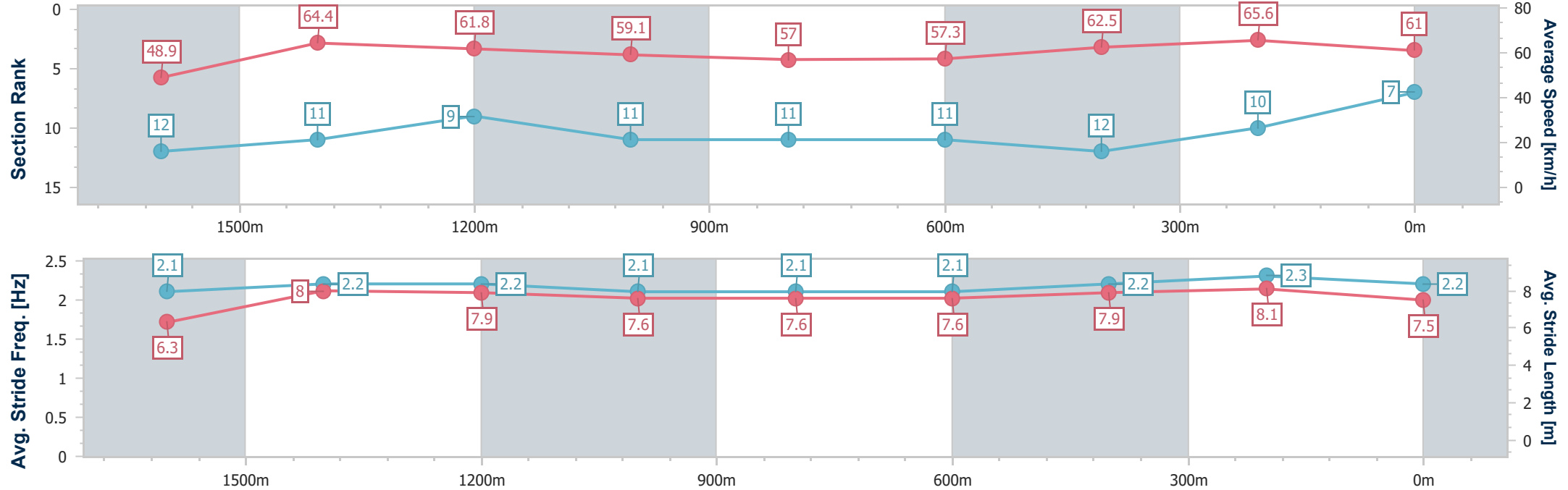
Horse/Jockey Name	Toby's Trusty
Final Rank	7
Fastest Section Time (Section)	0:10.96 (400m)
Top Speed [km/h] (Section)	66.5 (400m)
Race State	Finished



Eagle Farm Professional  
Race 6: SEVEN GRAND PRIX STAKES - 1800m  
20 December 2025 - 15:18  
Track Rating: Good 4, Weather: Fine, Rail Position: +3 metres  
Entire Course.



Section	Overall	1600m	1400m	1200m	1000m	800m	600m	400m	200m				
Section Times	1:49.71 [7] (0:14.77)	1:34.94 [12] (0:11.22)	1:23.72 [11] (0:11.67)	1:12.05 [9] (0:12.15)	0:59.90 [11] (0:12.73)	0:47.17 [11] (0:12.64)	0:34.53 [11] (0:11.70)	0:22.83 [12] (0:10.96)	0:11.87 [10] (0:11.87)				
Average Speed [km/h]	48.9	64.4	61.8	59.1	57.0	57.3	62.5	65.6	61.0				
Top Speed [km/h]	63.0	65.9	63.3	60.6	58.2	59.1	65.3	66.5	63.9				
Avg. Dist. to Rail [m]	1.4	0.6	1.0	1.6	1.2	1.4	2.6	8.4	10.5				
Avg. Stride Freq. [Hz]	2.1	2.2	2.2	2.1	2.1	2.1	2.2	2.3	2.2				
Avg. Stride Length [m]	6.3	8.0	7.9	7.6	7.6	7.6	7.9	8.1	7.5				





Horse/Jockey Name	Bird Whistle
Final Rank	8
Fastest Section Time (Section)	0:11.13 (1600m)
Top Speed [km/h] (Section)	67.3 (Overall)
Race State	Finished

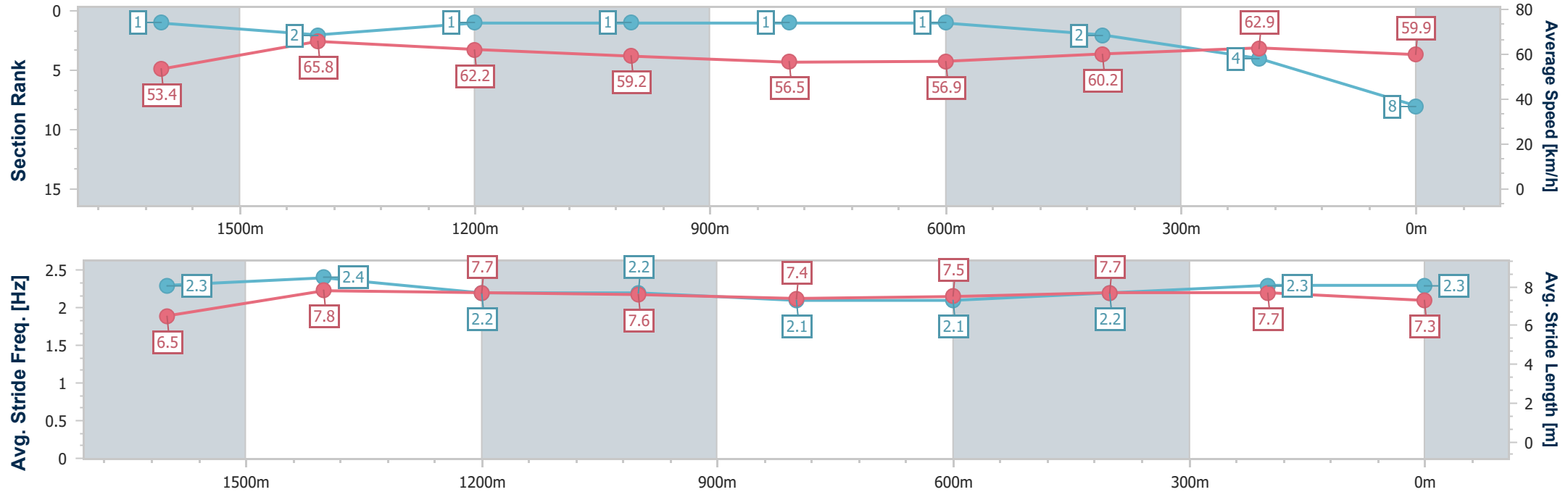


Eagle FarmProfessional  
Race 6: SEVEN GRAND PRIX STAKES - 1800m

20 December 2025 - 15:18  
Track Rating: Good 4, Weather: Fine, Rail Position: +3 metres  
Entire Course.



Section	Overall	1600m	1400m	1200m	1000m	800m	600m	400m	200m				
Section Times	1:49.77 [8] (0:13.79)	1:35.98 [1] (0:11.13)	1:24.85 [2] (0:11.60)	1:13.25 [1] (0:12.19)	1:01.06 [1] (0:12.81)	0:48.25 [1] (0:12.73)	0:35.52 [1] (0:11.97)	0:23.55 [2] (0:11.45)	0:12.10 [4] (0:12.10)				
Average Speed [km/h]	53.4	65.8	62.2	59.2	56.5	56.9	60.2	62.9	59.9				
Top Speed [km/h]	67.3	66.9	64.2	61.4	57.2	57.9	62.9	63.5	61.7				
Avg. Dist. to Rail [m]	8.4	4.1	2.9	1.8	1.2	1.1	0.3	1.6	2.1				
Avg. Stride Freq. [Hz]	2.3	2.4	2.2	2.2	2.1	2.1	2.2	2.3	2.3				
Avg. Stride Length [m]	6.5	7.8	7.7	7.6	7.4	7.5	7.7	7.7	7.3				



[ ] Ranking at each section and finish  
- - - - - No data available at this section  
NA No data available



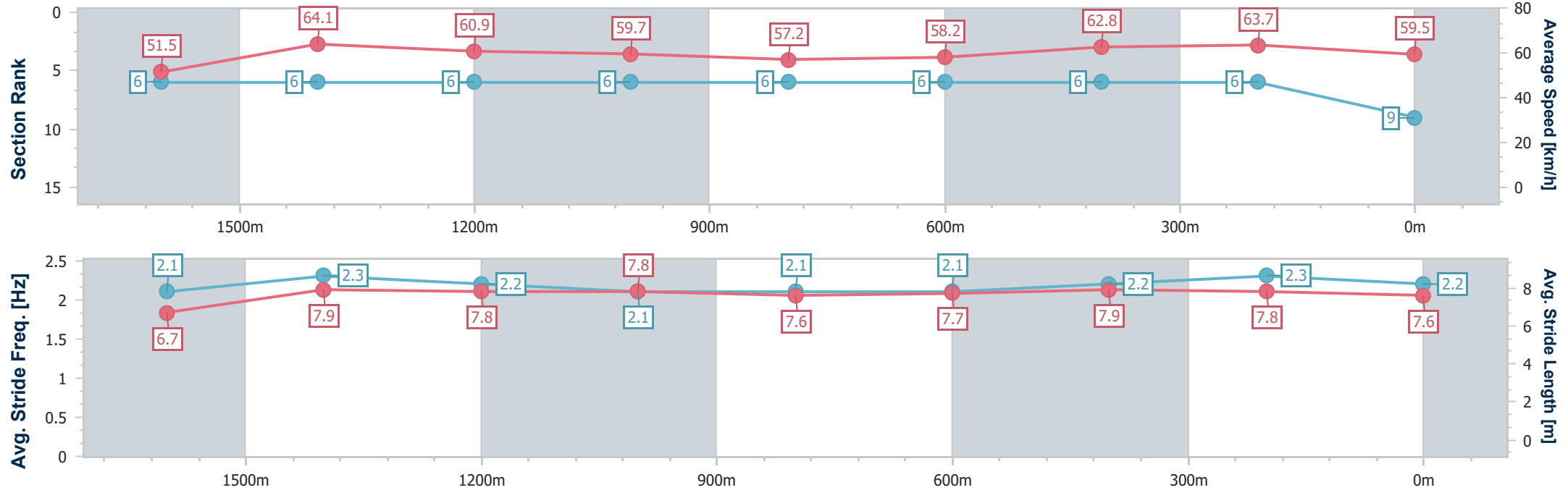
Horse/Jockey Name	John Dory
Final Rank	9
Fastest Section Time (Section)	0:11.30 (400m)
Top Speed [km/h] (Section)	66.0 (600m)
Race State	Finished



Eagle FarmProfessional  
Race 6: SEVEN GRAND PRIX STAKES - 1800m  
20 December 2025 - 15:18  
Track Rating: Good 4, Weather: Fine, Rail Position: +3 metres  
Entire Course.



Section	Overall	1600m	1400m	1200m	1000m	800m	600m	400m	200m				
Section Times	1:49.81 [9] (0:14.06)	1:35.75 [6] (0:11.34)	1:24.41 [6] (0:11.82)	1:12.59 [6] (0:12.11)	1:00.48 [6] (0:12.81)	0:47.67 [6] (0:12.56)	0:35.11 [6] (0:11.67)	0:23.44 [6] (0:11.30)	0:12.14 [6] (0:12.14)				
Average Speed [km/h]	51.5	64.1	60.9	59.7	57.2	58.2	62.8	63.7	59.5				
Top Speed [km/h]	64.9	65.3	62.7	62.3	58.1	60.2	66.0	64.8	62.2				
Avg. Dist. to Rail [m]	2.3	2.8	3.6	3.9	3.6	3.5	3.1	5.0	5.7				
Avg. Stride Freq. [Hz]	2.1	2.3	2.2	2.1	2.1	2.1	2.2	2.3	2.2				
Avg. Stride Length [m]	6.7	7.9	7.8	7.8	7.6	7.7	7.9	7.8	7.6				





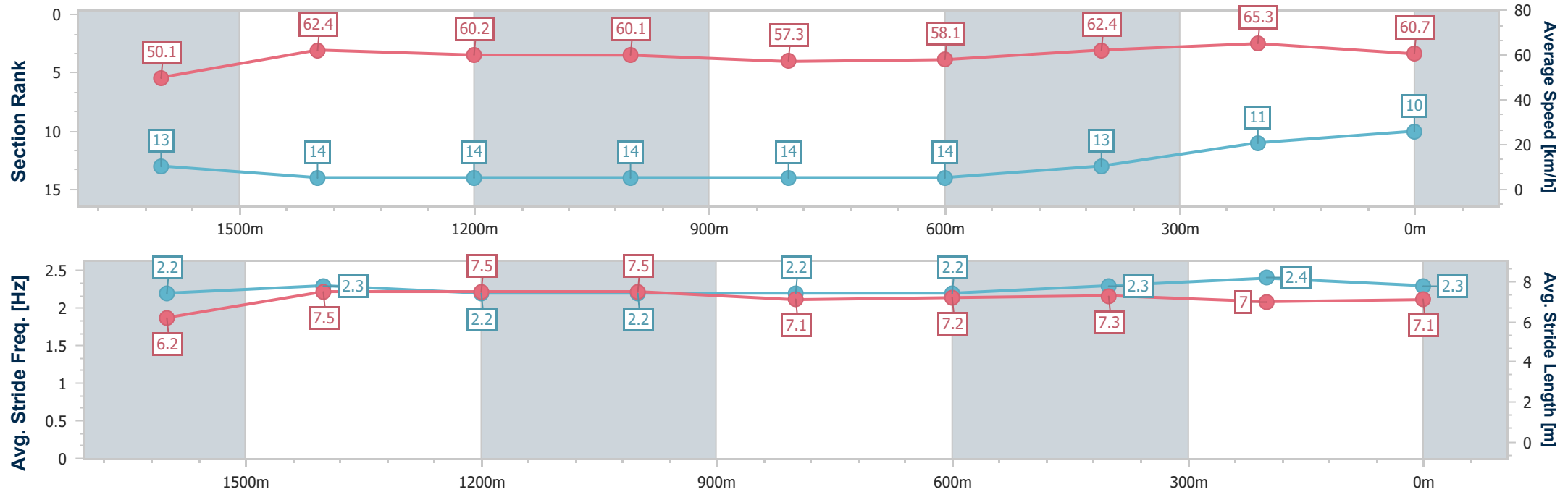
Horse/Jockey Name	Lyneham
Final Rank	10
Fastest Section Time (Section)	0:11.02 (400m)
Top Speed [km/h] (Section)	66.3 (400m)
Race State	Finished



Eagle FarmProfessional  
Race 6: SEVEN GRAND PRIX STAKES - 1800m  
20 December 2025 - 15:18  
Track Rating: Good 4, Weather: Fine, Rail Position: +3 metres  
Entire Course.



Section	Overall	1600m	1400m	1200m	1000m	800m	600m	400m	200m				
Section Times	1:49.84 [10] (0:14.84)	1:35.00 [13] (0:11.93)	1:23.07 [14] (0:12.02)	1:11.05 [14] (0:12.04)	0:59.01 [14] (0:12.78)	0:46.23 [14] (0:12.12)	0:34.11 [14] (0:11.18)	0:22.93 [13] (0:11.02)	0:11.91 [11] (0:11.91)				
Average Speed [km/h]	50.1	62.4	60.2	60.1	57.3	58.1	62.4	65.3	60.7				
Top Speed [km/h]	60.7	63.6	62.6	62.7	59.0	60.2	66.2	66.3	63.3				
Avg. Dist. to Rail [m]	10.1	8.6	7.5	5.6	3.1	4.6	6.1	1.6	0.6				
Avg. Stride Freq. [Hz]	2.2	2.3	2.2	2.2	2.2	2.2	2.3	2.4	2.3				
Avg. Stride Length [m]	6.2	7.5	7.5	7.5	7.1	7.2	7.3	7.0	7.1				





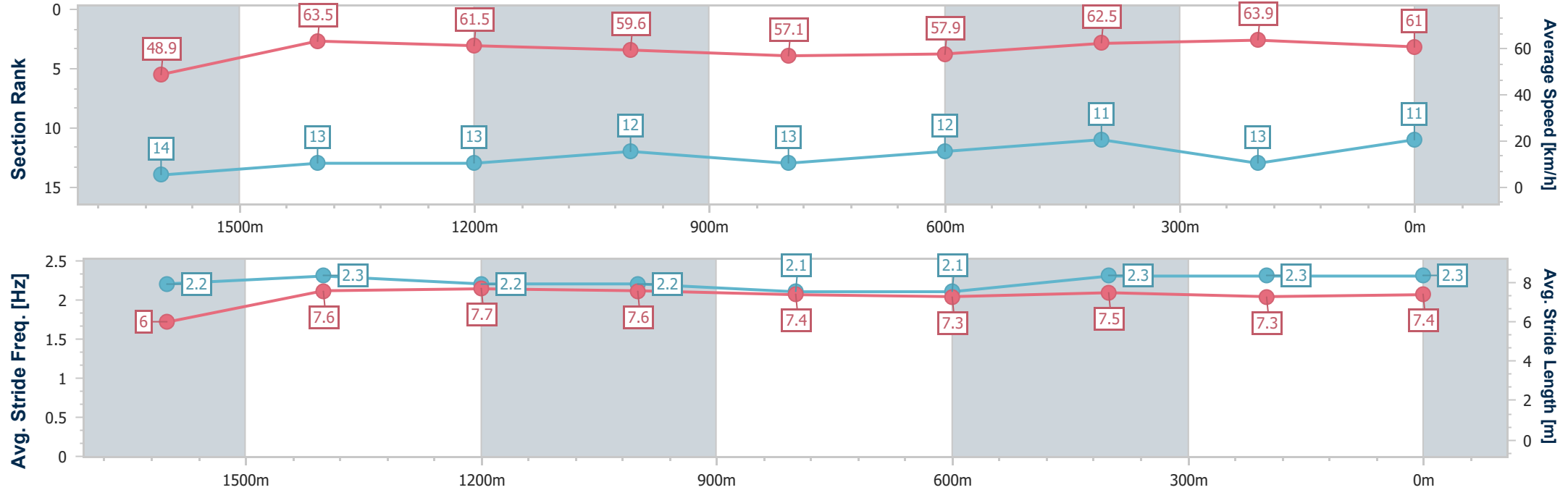
Horse/Jockey Name	Sevilo
Final Rank	11
Fastest Section Time (Section)	0:11.23 (400m)
Top Speed [km/h] (Section)	65.3 (1600m)
Race State	Finished



Eagle FarmProfessional  
Race 6: SEVEN GRAND PRIX STAKES - 1800m  
20 December 2025 - 15:18  
Track Rating: Good 4, Weather: Fine, Rail Position: +3 metres  
Entire Course.



Section	Overall	1600m	1400m	1200m	1000m	800m	600m	400m	200m				
Section Times	1:49.89 [11] (0:14.91)	1:34.98 [14] (0:11.39)	1:23.59 [13] (0:11.71)	1:11.88 [13] (0:12.07)	0:59.81 [12] (0:12.69)	0:47.12 [13] (0:12.44)	0:34.68 [12] (0:11.55)	0:23.13 [11] (0:11.23)	0:11.90 [13] (0:11.90)				
Average Speed [km/h]	48.9	63.5	61.5	59.6	57.1	57.9	62.5	63.9	61.0				
Top Speed [km/h]	63.0	65.3	62.6	62.0	58.4	61.4	64.3	64.8	62.5				
Avg. Dist. to Rail [m]	6.9	1.0	0.5	0.8	1.0	0.2	0.4	1.2	0.2				
Avg. Stride Freq. [Hz]	2.2	2.3	2.2	2.2	2.1	2.1	2.3	2.3	2.3				
Avg. Stride Length [m]	6.0	7.6	7.7	7.6	7.4	7.3	7.5	7.3	7.4				





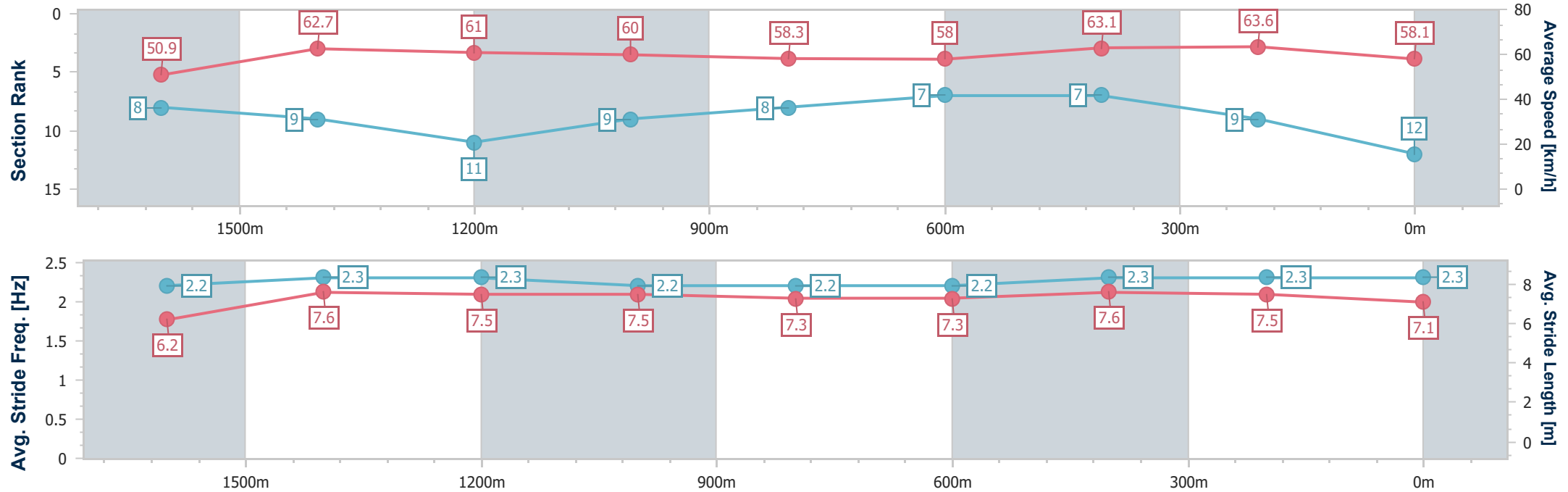
Horse/Jockey Name	Nightline
Final Rank	12
Fastest Section Time (Section)	0:11.34 (400m)
Top Speed [km/h] (Section)	65.6 (Overall)
Race State	Finished



Eagle Farm Professional  
Race 6: SEVEN GRAND PRIX STAKES - 1800m  
20 December 2025 - 15:18  
Track Rating: Good 4, Weather: Fine, Rail Position: +3 metres  
Entire Course.



Section	Overall	1600m	1400m	1200m	1000m	800m	600m	400m	200m				
Section Times	1:50.25 [12] (0:14.34)	1:35.91 [8] (0:11.55)	1:24.36 [9] (0:11.81)	1:12.55 [11] (0:12.07)	1:00.48 [9] (0:12.55)	0:47.93 [8] (0:12.56)	0:35.37 [7] (0:11.57)	0:23.80 [7] (0:11.34)	0:12.46 [9] (0:12.46)				
Average Speed [km/h]	50.9	62.7	61.0	60.0	58.3	58.0	63.1	63.6	58.1				
Top Speed [km/h]	65.6	65.2	61.8	60.9	59.8	60.3	64.9	65.6	61.0				
Avg. Dist. to Rail [m]	6.6	1.9	2.2	3.5	3.0	2.8	3.2	7.0	9.0				
Avg. Stride Freq. [Hz]	2.2	2.3	2.3	2.2	2.2	2.2	2.3	2.3	2.3				
Avg. Stride Length [m]	6.2	7.6	7.5	7.5	7.3	7.3	7.6	7.5	7.1				





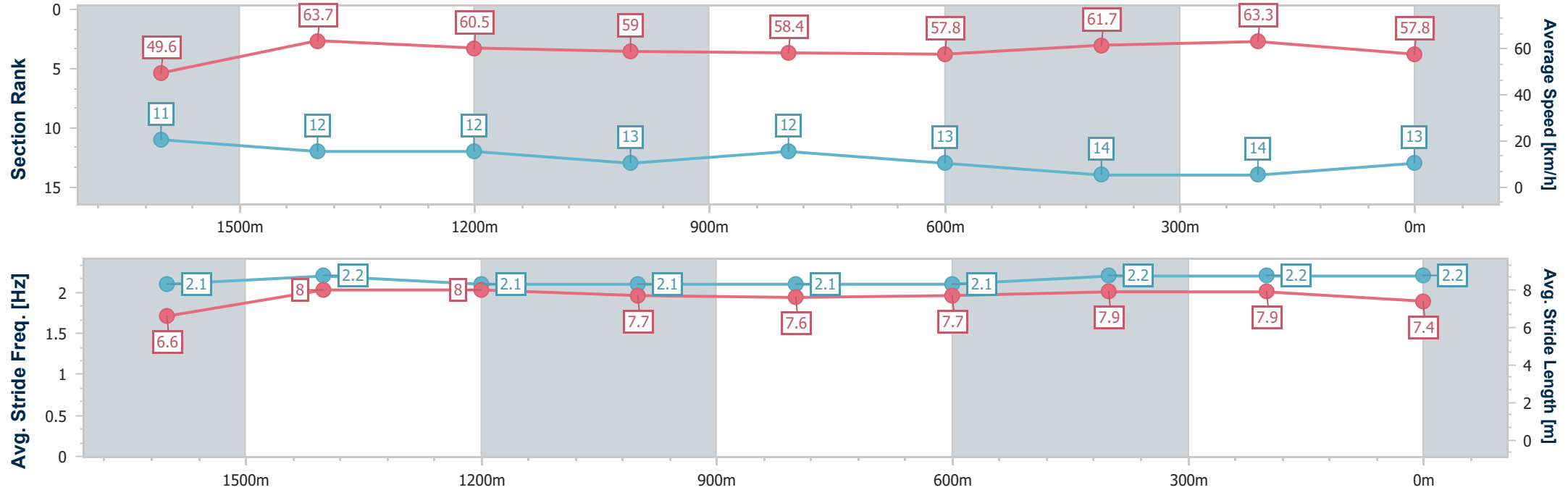
Horse/Jockey Name	Giapponese
Final Rank	13
Fastest Section Time (Section)	0:11.39 (1600m)
Top Speed [km/h] (Section)	65.2 (1600m)
Race State	Finished



Eagle FarmProfessional  
Race 6: SEVEN GRAND PRIX STAKES - 1800m  
20 December 2025 - 15:18  
Track Rating: Good 4, Weather: Fine, Rail Position: +3 metres  
Entire Course.



Section	Overall	1600m	1400m	1200m	1000m	800m	600m	400m	200m				
Section Times	1:51.10 [13] (0:14.65)	1:36.45 [11] (0:11.39)	1:25.06 [12] (0:11.93)	1:13.13 [12] (0:12.19)	1:00.94 [13] (0:12.57)	0:48.37 [12] (0:12.58)	0:35.79 [13] (0:11.86)	0:23.93 [14] (0:11.39)	0:12.54 [14] (0:12.54)				
Average Speed [km/h]	49.6	63.7	60.5	59.0	58.4	57.8	61.7	63.3	57.8				
Top Speed [km/h]	61.7	65.2	61.9	61.3	60.4	60.3	64.5	64.9	61.2				
Avg. Dist. to Rail [m]	5.7	1.6	2.3	3.2	3.2	2.7	3.3	5.6	5.1				
Avg. Stride Freq. [Hz]	2.1	2.2	2.1	2.1	2.1	2.1	2.2	2.2	2.2				
Avg. Stride Length [m]	6.6	8.0	8.0	7.7	7.6	7.7	7.9	7.9	7.4				







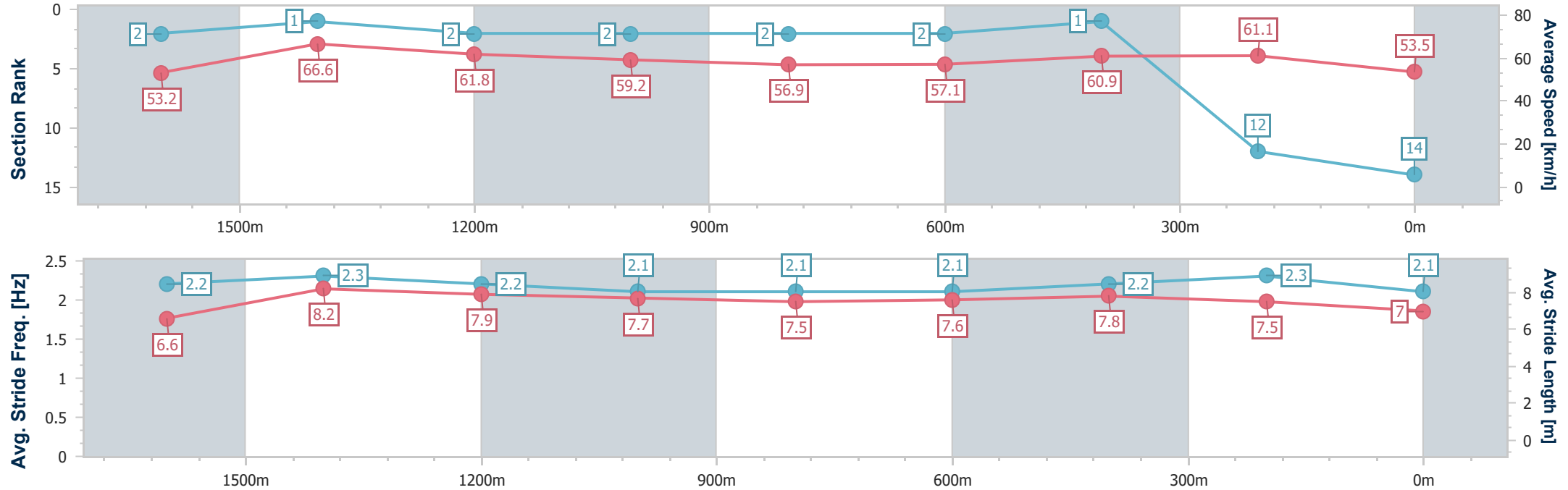
Horse/Jockey Name	Kozak Prince
Final Rank	14
Fastest Section Time (Section)	0:11.02 (1600m)
Top Speed [km/h] (Section)	69.2 (1600m)
Race State	Finished



Eagle Farm Professional  
Race 6: SEVEN GRAND PRIX STAKES - 1800m  
20 December 2025 - 15:18  
Track Rating: Good 4, Weather: Fine, Rail Position: +3 metres  
Entire Course.



Section	Overall	1600m	1400m	1200m	1000m	800m	600m	400m	200m				
Section Times	1:51.47 [14] (0:13.87)	1:37.60 [2] (0:11.02)	1:26.58 [1] (0:11.67)	1:14.91 [2] (0:12.16)	1:02.75 [2] (0:12.83)	0:49.92 [2] (0:12.75)	0:37.17 [2] (0:11.88)	0:25.29 [1] (0:11.79)	0:13.50 [12] (0:13.50)				
Average Speed [km/h]	53.2	66.6	61.8	59.2	56.9	57.1	60.9	61.1	53.5				
Top Speed [km/h]	68.5	69.2	64.5	60.5	57.3	58.3	63.5	62.9	58.4				
Avg. Dist. to Rail [m]	9.0	5.3	4.3	3.3	2.5	2.1	1.1	3.6	3.9				
Avg. Stride Freq. [Hz]	2.2	2.3	2.2	2.1	2.1	2.1	2.2	2.3	2.1				
Avg. Stride Length [m]	6.6	8.2	7.9	7.7	7.5	7.6	7.8	7.5	7.0				



[ ] Ranking at each section and finish  
- - - - No data available at this section  
NA No data available



# Eagle Farm Professional

## Race 7: LADBROKES GOLD EDITION PLATE - 1200m

20 December 2025 - 15:58



BRISBANE  
RACING CLUB

Track Rating: Good 4, Weather: Fine, Rail Position: +3 metres Entire Course.

Section		Overall				1000m	800m	600m	400m	200m	Last 600m		
Field Times		1:09.23 (0:13.37)				0:55.86 (0:10.90)	0:44.96 (0:11.02)	0:33.94 (0:11.15)	0:22.79 (0:11.02)	0:11.77 (0:11.77)	0:00.00		
Rank	TAB Horse/Jockey	Barrier	Top Speed [km/h]	Fastest Section								Margin	Distance Travelled [m]
1	1 <b>GRAFTERBURNERS</b> Cejay Graham	1	68.1 400m	0:10.75 400m	1:09.23 [1] (0:13.58)	0:55.65 [4] (0:10.94)	0:44.71 [3] (0:11.08)	0:33.63 [3] (0:11.11)	0:22.52 [3] (0:10.75)	0:11.77 [1] (0:11.77)	1:09.23	0:33.63	
2	13 <b>SYLPH</b> Kyle Wilson-Taylor	4	Data was not able to be tracked for this horse		-:-:-	-:-:-	-:-:-	-:-:-	-:-:-	-:-:-	0.93L	-:-:-	----
3	10 <b>ICARIAN DREAM</b> Damien Thornton	7	69.1 400m	0:10.65 400m	1:09.57 [3] (0:14.14)	0:55.43 [9] (0:11.08)	0:44.35 [9] (0:11.00)	0:33.35 [7] (0:10.85)	0:22.50 [7] (0:10.65)	0:11.85 [6] (0:11.85)	1.98L	0:33.35	-3
4	8 <b>SPANISH TREASURE</b> Angela Jones	3	69.5 400m	0:10.65 400m	1:09.73 [4] (0:13.91)	0:55.82 [8] (0:11.05)	0:44.77 [7] (0:11.07)	0:33.70 [6] (0:10.86)	0:22.84 [6] (0:10.65)	0:12.19 [2] (0:12.19)	2.91L	0:33.70	-4
5	2 <b>DAMIEN</b> Robbie Dolan	2	68.2 400m	0:10.78 400m	1:09.83 [5] (0:13.64)	0:56.19 [5] (0:11.06)	0:45.13 [5] (0:11.05)	0:34.08 [4] (0:11.02)	0:23.06 [4] (0:10.78)	0:12.28 [3] (0:12.28)	3.53L	0:34.08	-3
6	5 <b>PRESTAR</b> Ryan Maloney	8	68.9 Overall	0:10.90 1000m	1:09.87 [6] (0:13.37)	0:56.50 [1] (0:10.90)	0:45.60 [1] (0:11.02)	0:34.58 [1] (0:11.15)	0:23.43 [1] (0:11.20)	0:12.23 [4] (0:12.23)	3.77L	0:34.58	+2
7	3 <b>FABULANTES</b> Daniel Moor	6	68.9 1000m	0:10.94 1000m	1:10.01 [7] (0:13.47)	0:56.54 [2] (0:10.94)	0:45.60 [2] (0:10.97)	0:34.63 [2] (0:11.17)	0:23.46 [2] (0:11.13)	0:12.33 [5] (0:12.33)	4.58L	0:34.63	+3
8	11 <b>SHENANDOAH RIVER</b> Braith Nock	9	69.0 600m	0:10.83 600m	1:10.25 [8] (0:13.90)	0:56.35 [7] (0:11.25)	0:45.10 [8] (0:11.18)	0:33.92 [8] (0:10.83)	0:23.09 [8] (0:10.94)	0:12.15 [8] (0:12.15)	6.01L	0:33.92	+5
9	14 <b>SHADWELL LANE</b> Andrew Mallyon	5	67.5 Overall	0:11.00 600m	1:10.43 [9] (0:13.51)	0:56.92 [3] (0:11.16)	0:45.76 [4] (0:11.16)	0:34.60 [5] (0:11.00)	0:23.60 [5] (0:11.15)	0:12.45 [7] (0:12.45)	7.03L	0:34.60	-5

Scratched: Wannabe Brutal (#6), Hi Barbie (#12), Torque To Be Sure (#4), Enforceable (#9), Metal Man (#7)



Horse/Jockey Name	Grafterburners
Final Rank	1
Fastest Section Time (Section)	0:10.75 (400m)
Top Speed [km/h] (Section)	68.1 (400m)
Race State	Finished



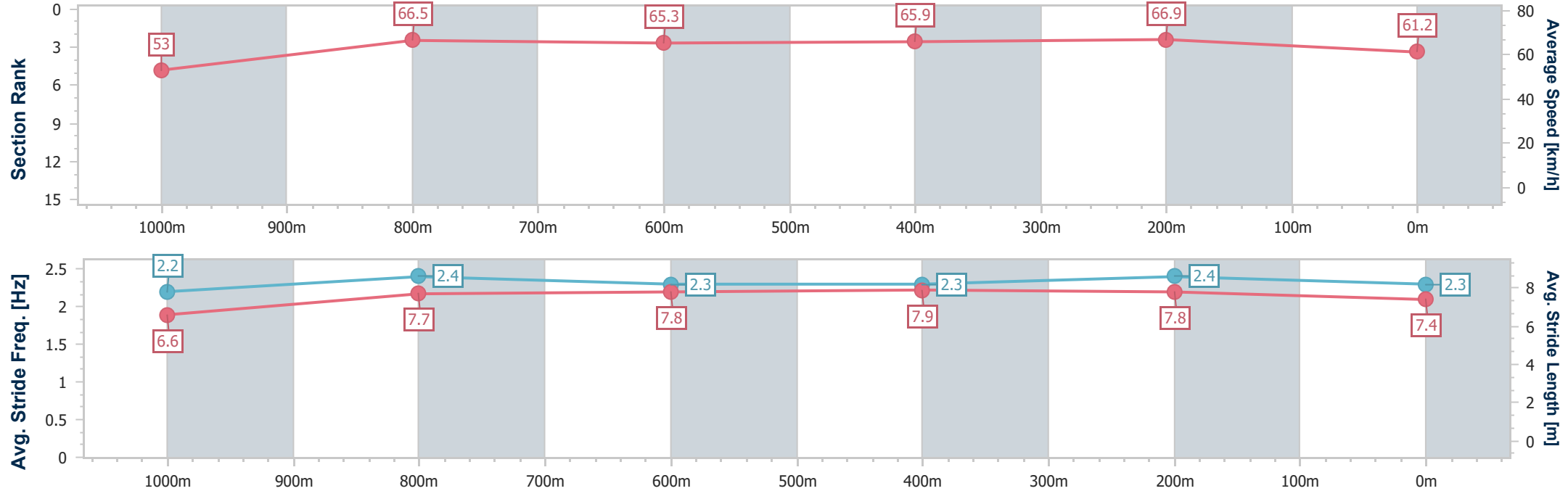
Eagle FarmProfessional  
Race 7: LADBROKES GOLD EDITION PLATE - 1200m

20 December 2025 - 15:58  
Track Rating: Good 4, Weather: Fine, Rail Position: +3 metres  
Entire Course.



BRISBANE  
RACING CLUB

Section	Overall	1000m	800m	600m	400m	200m							
Section Times	1:09.23 [1] (0:13.58)	0:55.65 [4] (0:10.94)	0:44.71 [3] (0:11.08)	0:33.63 [3] (0:11.11)	0:22.52 [3] (0:10.75)	0:11.77 [1] (0:11.77)							
Average Speed [km/h]	53.0	66.5	65.3	65.9	66.9	61.2							
Top Speed [km/h]	66.7	67.7	66.5	67.4	68.1	65.3							
Avg. Dist. to Rail [m]	1.5	1.7	1.7	2.3	8.8	7.9							
Avg. Stride Freq. [Hz]	2.2	2.4	2.3	2.3	2.4	2.3							
Avg. Stride Length [m]	6.6	7.7	7.8	7.9	7.8	7.4							



[ ] Ranking at each section and finish  
- - - - No data available at this section  
NA No data available



Horse/Jockey Name	Icarian Dream
Final Rank	3
Fastest Section Time (Section)	0:10.65 (400m)
Top Speed [km/h] (Section)	69.1 (400m)
Race State	Finished

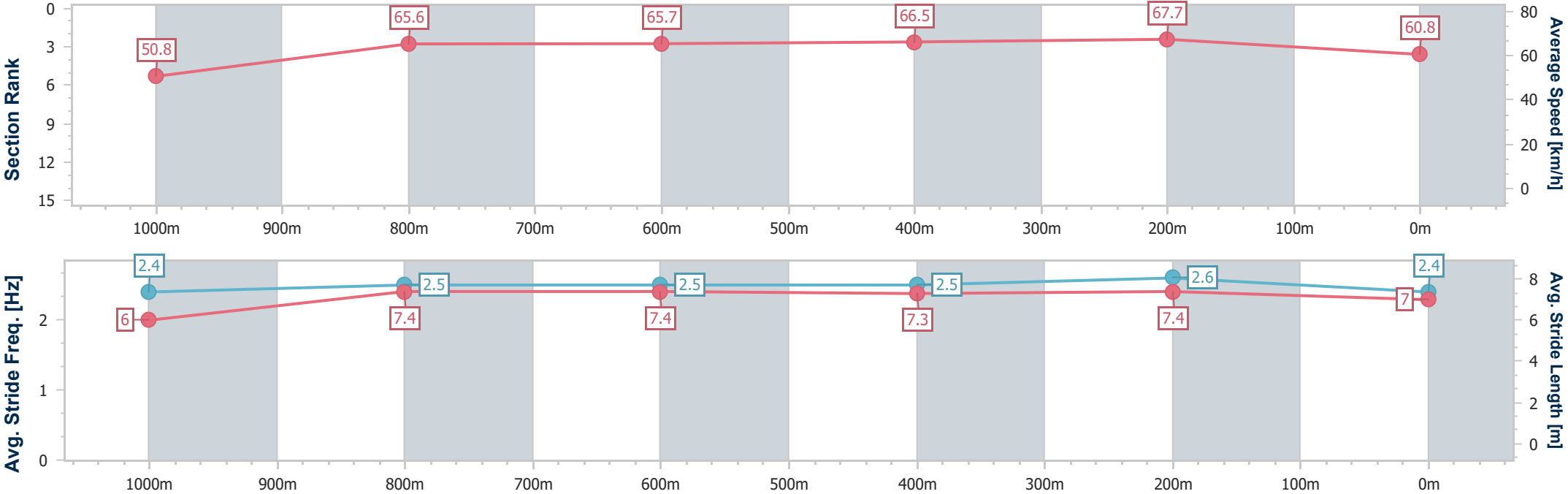


Eagle FarmProfessional  
Race 7: LADBROKES GOLD EDITION PLATE - 1200m

20 December 2025 - 15:58  
Track Rating: Good 4, Weather: Fine, Rail Position: +3 metres  
Entire Course.



Section	Overall	1000m	800m	600m	400m	200m							
Section Times	1:09.57 [3] (0:14.14)	0:55.43 [9] (0:11.08)	0:44.35 [9] (0:11.00)	0:33.35 [7] (0:10.85)	0:22.50 [7] (0:10.65)	0:11.85 [6] (0:11.85)							
Average Speed [km/h]	50.8	65.6	65.7	66.5	67.7	60.8							
Top Speed [km/h]	64.4	66.6	66.7	68.2	69.1	65.5							
Avg. Dist. to Rail [m]	4.8	1.5	1.0	1.6	5.5	4.7							
Avg. Stride Freq. [Hz]	2.4	2.5	2.5	2.5	2.6	2.4							
Avg. Stride Length [m]	6.0	7.4	7.4	7.3	7.4	7.0							





Horse/Jockey Name	Spanish Treasure
Final Rank	4
Fastest Section Time (Section)	0:10.65 (400m)
Top Speed [km/h] (Section)	69.5 (400m)
Race State	Finished

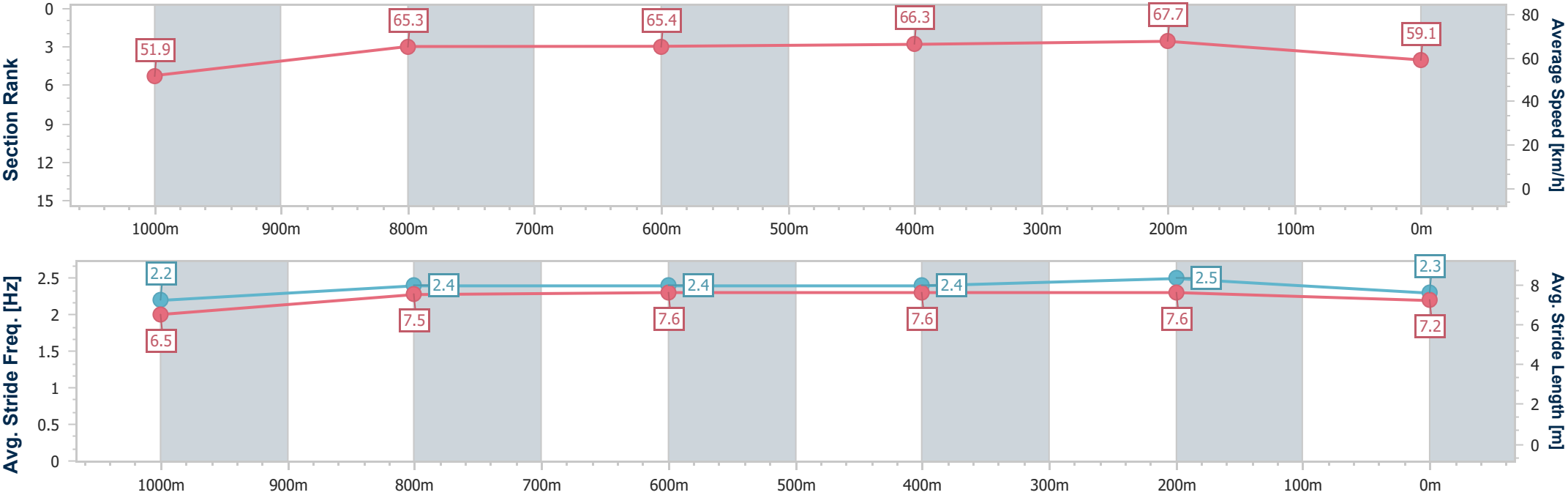


Eagle FarmProfessional  
Race 7: LADBROKES GOLD EDITION PLATE - 1200m

20 December 2025 - 15:58  
Track Rating: Good 4, Weather: Fine, Rail Position: +3 metres  
Entire Course.



Section	Overall	1000m	800m	600m	400m	200m							
Section Times	1:09.73 [4] (0:13.91)	0:55.82 [8] (0:11.05)	0:44.77 [7] (0:11.07)	0:33.70 [6] (0:10.86)	0:22.84 [6] (0:10.65)	0:12.19 [2] (0:12.19)							
Average Speed [km/h]	51.9	65.3	65.4	66.3	67.7	59.1							
Top Speed [km/h]	65.7	68.6	68.0	69.2	69.5	64.9							
Avg. Dist. to Rail [m]	2.2	1.1	0.7	0.6	4.1	5.5							
Avg. Stride Freq. [Hz]	2.2	2.4	2.4	2.4	2.5	2.3							
Avg. Stride Length [m]	6.5	7.5	7.6	7.6	7.6	7.2							





Horse/Jockey Name	Damien
Final Rank	5
Fastest Section Time (Section)	0:10.78 (400m)
Top Speed [km/h] (Section)	68.2 (400m)
Race State	Finished

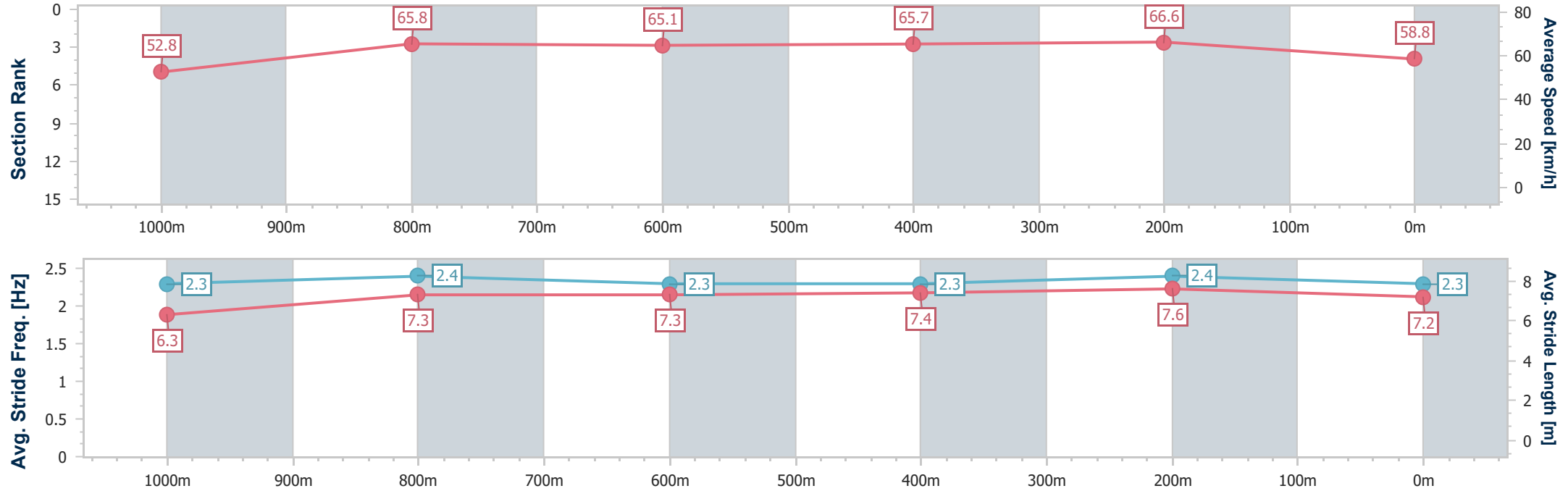


Eagle FarmProfessional  
Race 7: LADBROKES GOLD EDITION PLATE - 1200m

20 December 2025 - 15:58  
Track Rating: Good 4, Weather: Fine, Rail Position: +3 metres  
Entire Course.



Section	Overall	1000m	800m	600m	400m	200m							
Section Times	1:09.83 [5] (0:13.64)	0:56.19 [5] (0:11.06)	0:45.13 [5] (0:11.05)	0:34.08 [4] (0:11.02)	0:23.06 [4] (0:10.78)	0:12.28 [3] (0:12.28)							
Average Speed [km/h]	52.8	65.8	65.1	65.7	66.6	58.8							
Top Speed [km/h]	65.9	66.0	66.3	67.2	68.2	64.1							
Avg. Dist. to Rail [m]	2.3	1.3	0.2	1.2	6.9	6.8							
Avg. Stride Freq. [Hz]	2.3	2.4	2.3	2.3	2.4	2.3							
Avg. Stride Length [m]	6.3	7.3	7.3	7.4	7.6	7.2							



[ ] Ranking at each section and finish  
-.-.- No data available at this section  
NA No data available



Horse/Jockey Name	Prestar
Final Rank	6
Fastest Section Time (Section)	0:10.90 (1000m)
Top Speed [km/h] (Section)	68.9 (Overall)
Race State	Finished

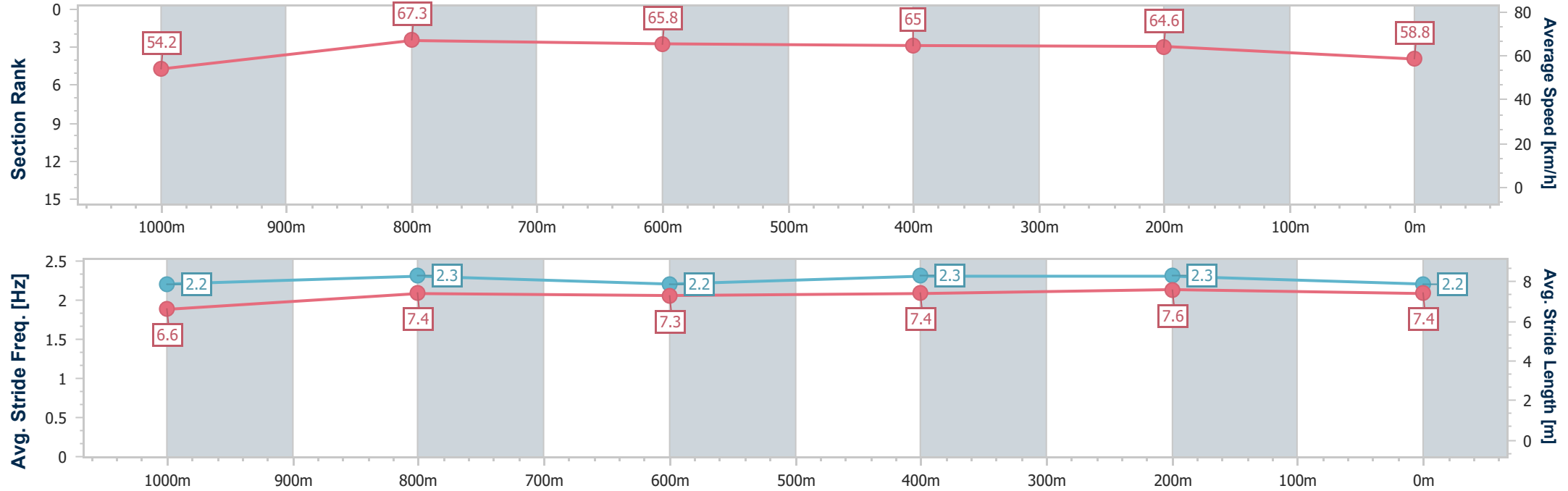


Eagle FarmProfessional  
Race 7: LADBROKES GOLD EDITION PLATE - 1200m

20 December 2025 - 15:58  
Track Rating: Good 4, Weather: Fine, Rail Position: +3 metres  
Entire Course.



Section	Overall	1000m	800m	600m	400m	200m							
Section Times	1:09.87 [6] (0:13.37)	0:56.50 [1] (0:10.90)	0:45.60 [1] (0:11.02)	0:34.58 [1] (0:11.15)	0:23.43 [1] (0:11.20)	0:12.23 [4] (0:12.23)							
Average Speed [km/h]	54.2	67.3	65.8	65.0	64.6	58.8							
Top Speed [km/h]	68.9	68.4	66.7	65.7	65.0	62.3							
Avg. Dist. to Rail [m]	7.4	3.9	2.0	1.4	6.3	8.2							
Avg. Stride Freq. [Hz]	2.2	2.3	2.2	2.3	2.3	2.2							
Avg. Stride Length [m]	6.6	7.4	7.3	7.4	7.6	7.4							



[ ] Ranking at each section and finish  
- - - - No data available at this section  
NA No data available



Horse/Jockey Name	Fabulantes
Final Rank	7
Fastest Section Time (Section)	0:10.94 (1000m)
Top Speed [km/h] (Section)	68.9 (1000m)
Race State	Finished

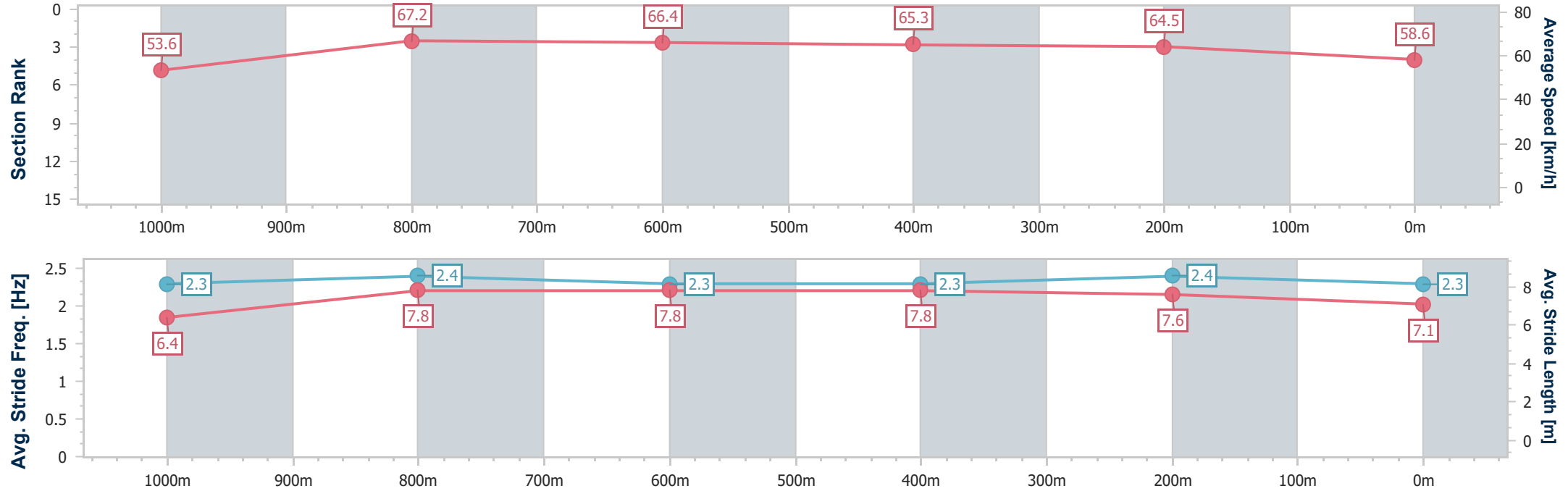


Eagle FarmProfessional  
Race 7: LADBROKES GOLD EDITION PLATE - 1200m

20 December 2025 - 15:58  
Track Rating: Good 4, Weather: Fine, Rail Position: +3 metres  
Entire Course.



Section	Overall	1000m	800m	600m	400m	200m							
Section Times	1:10.01 [7] (0:13.47)	0:56.54 [2] (0:10.94)	0:45.60 [2] (0:10.97)	0:34.63 [2] (0:11.17)	0:23.46 [2] (0:11.13)	0:12.33 [5] (0:12.33)							
Average Speed [km/h]	53.6	67.2	66.4	65.3	64.5	58.6							
Top Speed [km/h]	67.1	68.9	68.9	66.2	66.1	63.0							
Avg. Dist. to Rail [m]	5.7	4.1	2.7	2.3	7.5	9.6							
Avg. Stride Freq. [Hz]	2.3	2.4	2.3	2.3	2.4	2.3							
Avg. Stride Length [m]	6.4	7.8	7.8	7.8	7.6	7.1							







Horse/Jockey Name	Shenandoah River
Final Rank	8
Fastest Section Time (Section)	0:10.83 (600m)
Top Speed [km/h] (Section)	69.0 (600m)
Race State	Finished

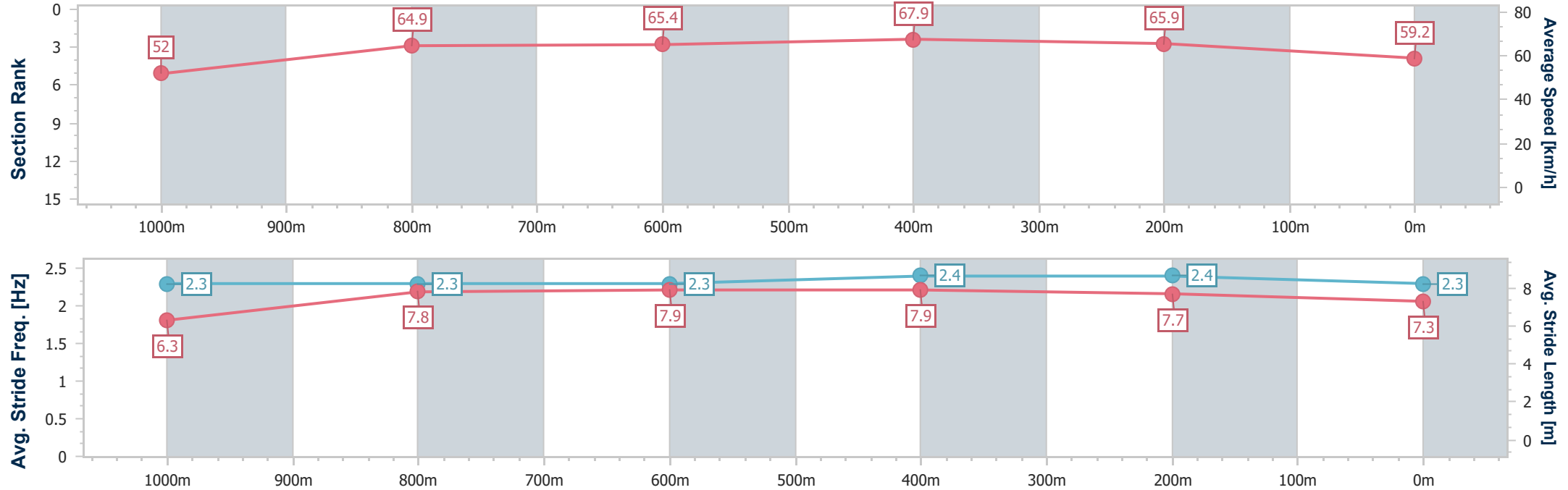


Eagle Farm Professional  
Race 7: LADBROKES GOLD EDITION PLATE - 1200m

20 December 2025 - 15:58  
Track Rating: Good 4, Weather: Fine, Rail Position: +3 metres  
Entire Course.



Section	Overall	1000m	800m	600m	400m	200m							
Section Times	1:10.25 [8] (0:13.90)	0:56.35 [7] (0:11.25)	0:45.10 [8] (0:11.18)	0:33.92 [8] (0:10.83)	0:23.09 [8] (0:10.94)	0:12.15 [8] (0:12.15)							
Average Speed [km/h]	52.0	64.9	65.4	67.9	65.9	59.2							
Top Speed [km/h]	65.7	66.6	66.8	69.0	68.4	62.9							
Avg. Dist. to Rail [m]	6.2	3.3	3.1	4.3	11.7	11.3							
Avg. Stride Freq. [Hz]	2.3	2.3	2.3	2.4	2.4	2.3							
Avg. Stride Length [m]	6.3	7.8	7.9	7.9	7.7	7.3							





Horse/Jockey Name	Shadwell Lane
Final Rank	9
Fastest Section Time (Section)	0:11.00 (600m)
Top Speed [km/h] (Section)	67.5 (Overall)
Race State	Finished

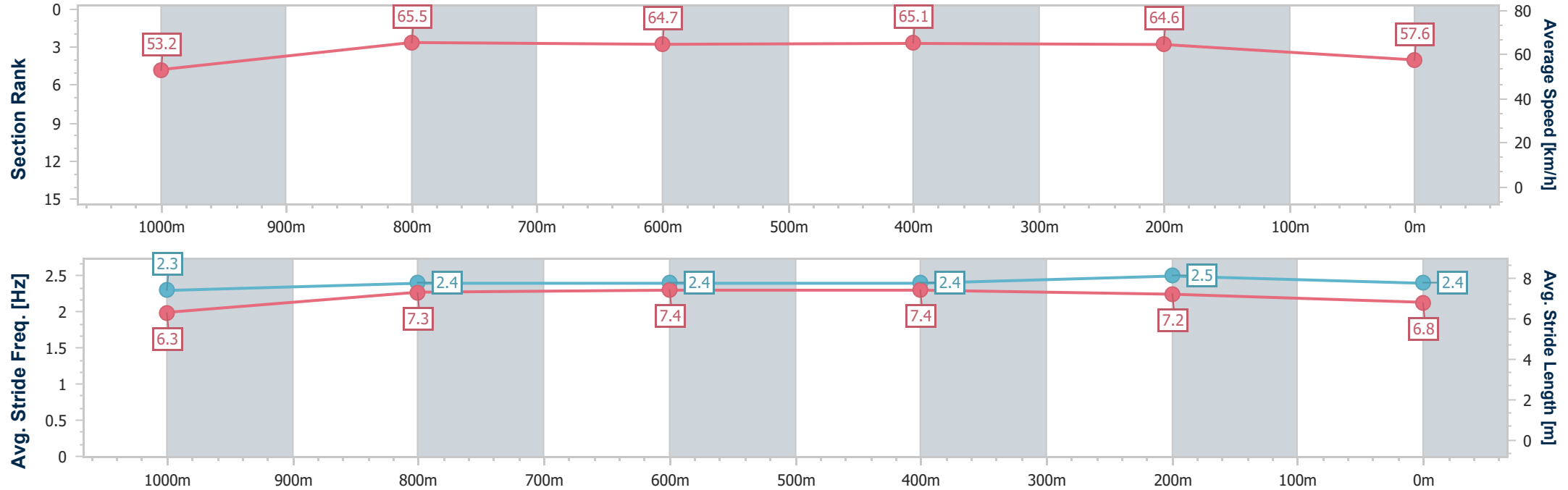


Eagle FarmProfessional  
Race 7: LADBROKES GOLD EDITION PLATE - 1200m

20 December 2025 - 15:58  
Track Rating: Good 4, Weather: Fine, Rail Position: +3 metres  
Entire Course.



Section	Overall	1000m	800m	600m	400m	200m							
Section Times	1:10.43 [9] (0:13.51)	0:56.92 [3] (0:11.16)	0:45.76 [4] (0:11.16)	0:34.60 [5] (0:11.00)	0:23.60 [5] (0:11.15)	0:12.45 [7] (0:12.45)							
Average Speed [km/h]	53.2	65.5	64.7	65.1	64.6	57.6							
Top Speed [km/h]	67.5	66.4	65.4	65.6	65.8	61.9							
Avg. Dist. to Rail [m]	4.1	3.0	1.1	1.8	6.3	7.7							
Avg. Stride Freq. [Hz]	2.3	2.4	2.4	2.4	2.5	2.4							
Avg. Stride Length [m]	6.3	7.3	7.4	7.4	7.2	6.8							





Horse/Jockey Name	Sylph
Final Rank	-
Fastest Section Time (Section)	-:--:--
Top Speed [km/h] (Section)	--.-
Race State	DidNotTrack



Eagle FarmProfessional  
Race 7: LADBROKES GOLD EDITION PLATE - 1200m

20 December 2025 - 15:58  
Track Rating: Good 4, Weather: Fine, Rail Position: +3 metres  
Entire Course.



Section	Overall	1000m	800m	600m	400m	200m							
Section Times	-:--:--	-:--:--	-:--:--	-:--:--	-:--:--	-:--:--							
Average Speed [km/h]	--.-	--.-	--.-	--.-	--.-	--.-							
Top Speed [km/h]	--.-	--.-	--.-	--.-	--.-	--.-							
Avg. Dist. to Rail [m]	-.-	-.-	-.-	-.-	-.-	-.-							
Avg. Stride Freq. [Hz]	--.-	--.-	--.-	--.-	--.-	--.-							
Avg. Stride Length [m]	--.-	--.-	--.-	--.-	--.-	--.-							

- [ ] Ranking at each section and finish
- :--:-- No data available at this section
- NA No data available



# Eagle Farm Professional

## Race 8: MORETON HIRE LOUGH NEAGH STAKES - 1300m

20 December 2025 - 16:32



BRISBANE  
RACING CLUB

Track Rating: Good 4, Weather: Fine, Rail Position: +3 metres Entire Course.

Section		Overall				1200m	1000m	800m	600m	400m	Last 600m	
Field Times		1:15.13				1:07.41	0:56.05	0:44.79	0:33.58	0:22.44	0:33.58	
		(0:07.72)				(0:11.36)	(0:11.26)	(0:11.21)	(0:11.14)	(0:10.90)		
Rank	TAB	Horse/Jockey	Barrier	Top Speed [km/h]	Fastest Section							Distance Travelled [m]
1	2	ROCKRIBBED	10	67.2	0:07.77	1:15.13 [1]	1:07.36 [2]	0:56.00 [2]	0:44.67 [2]	0:33.38 [2]	0:22.33 [2]	0:33.38
		Ryan Maloney		400m	Overall	(0:07.77)	(0:11.36)	(0:11.33)	(0:11.29)	(0:11.05)	(0:10.79)	
2	1	ROTHFIRE	3	67.8	0:07.72	1:15.25 [2]	1:07.53 [1]	0:55.98 [3]	0:44.56 [4]	0:33.33 [4]	0:22.42 [3]	0:33.33 -4
		Damien Thornton		600m	Overall	(0:07.72)	(0:11.55)	(0:11.42)	(0:11.23)	(0:10.91)	(0:10.81)	
3	9	ANEMACORE	9	68.6	0:08.04	1:15.31 [3]	1:07.27 [7]	0:55.68 [7]	0:44.24 [7]	0:33.04 [7]	0:22.14 [9]	0:33.04 +4
		Michael Rodd		400m	Overall	(0:08.04)	(0:11.59)	(0:11.44)	(0:11.20)	(0:10.90)	(0:10.62)	
4	6	ACCREDITED	1	67.9	0:07.79	1:15.48 [4]	1:07.69 [3]	0:56.20 [4]	0:44.87 [3]	0:33.63 [3]	0:22.57 [4]	0:33.63 -5
		Daniel Moor		400m	Overall	(0:07.79)	(0:11.49)	(0:11.33)	(0:11.24)	(0:11.06)	(0:10.82)	
5	10	LISZTOMANIA	7	68.8	0:08.25	1:15.59 [5]	1:07.34 [10]	0:56.07 [6]	0:44.73 [5]	0:33.56 [5]	0:22.55 [5]	0:33.56 -2
		Luke Rolls		400m	Overall	(0:08.25)	(0:11.27)	(0:11.34)	(0:11.17)	(0:11.01)	(0:10.73)	
6	11	NAVYONTHEHIGHWAY	4	67.6	0:08.01	1:15.67 [6]	1:07.66 [6]	0:56.59 [1]	0:45.33 [1]	0:34.12 [1]	0:22.98 [1]	0:34.12 -5
		Tahlia Fenlon		400m	Overall	(0:08.01)	(0:11.07)	(0:11.26)	(0:11.21)	(0:11.14)	(0:10.91)	
7	7	BOOM TORQUE	5	68.6	0:07.97	1:15.77 [7]	1:07.80 [5]	0:55.97 [9]	0:44.43 [10]	0:33.26 [10]	0:22.54 [10]	0:33.26 -3
		Andrew Mallyon		600m	Overall	(0:07.97)	(0:11.83)	(0:11.54)	(0:11.17)	(0:10.72)	(0:10.70)	
8	3	OUGHTON	8	68.6	0:08.19	1:15.89 [8]	1:07.70 [9]	0:56.00 [10]	0:44.64 [9]	0:33.56 [9]	0:22.75 [7]	0:33.56 -6
		Robbie Dolan		400m	Overall	(0:08.19)	(0:11.70)	(0:11.36)	(0:11.08)	(0:10.81)	(0:10.79)	
9	8	I AM ARTIE	2	67.9	0:07.82	1:15.91 [9]	1:08.09 [4]	0:56.53 [5]	0:45.03 [6]	0:33.77 [6]	0:22.80 [6]	0:33.77 +2
		Mark Du Plessis		600m	Overall	(0:07.82)	(0:11.56)	(0:11.50)	(0:11.26)	(0:10.97)	(0:10.97)	
10	5	COCO JAMBOO	6	68.1	0:08.12	1:16.05 [10]	1:07.93 [8]	0:56.27 [8]	0:44.86 [8]	0:33.75 [8]	0:22.90 [8]	0:33.75 -2
		Cejay Graham		400m	Overall	(0:08.12)	(0:11.66)	(0:11.41)	(0:11.11)	(0:10.85)	(0:10.89)	

Scratched: Tavs (#4)

Report Created: Sat 20 December 2025 16:54 GMT (Note: Timing is based on position data)

Page 1/12

[ ] Ranking at each section and finish  
-:-:- No data available at this section  
NA No data available

SCN Saddle cloth number  
DNF Did not finish  
DNT Did not track

data processed by  TRIPLES DATA



## Eagle Farm Professional

### Race 8: MORETON HIRE LOUGH NEAGH STAKES - 1300m

20 December 2025 - 16:32



BRISBANE  
RACING CLUB

Track Rating: Good 4, Weather: Fine, Rail Position: +3 metres Entire Course.

Section Field Times				200m 0:11.54 (0:11.54)				Last 600m 0:33.58	
Rank	TAB	Horse/Jockey	Barrier	Top Speed [km/h]	Fastest Section	Margin		Distance Travelled [m]	
1	2	ROCKRIBBED	10	67.2	0:07.77	0:11.54 [1]	1:15.13	0:33.38	
		Ryan Maloney		400m	Overall	(0:11.54)			
2	1	ROTHFIRE	3	67.8	0:07.72	0:11.61 [3]	0.7L	0:33.33	-4
		Damien Thornton		600m	Overall	(0:11.61)			
3	9	ANEMACORE	9	68.6	0:08.04	0:11.52 [6]	1.03L	0:33.04	+4
		Michael Rodd		400m	Overall	(0:11.52)			
4	6	ACCREDITED	1	67.9	0:07.79	0:11.75 [4]	2.02L	0:33.63	-5
		Daniel Moor		400m	Overall	(0:11.75)			
5	10	LISZTOMANIA	7	68.8	0:08.25	0:11.82 [5]	2.69L	0:33.56	-2
		Luke Rolls		400m	Overall	(0:11.82)			
6	11	NAVYONTHEHIGHWAY	4	67.6	0:08.01	0:12.07 [2]	3.15L	0:34.12	-5
		Tahlia Fenlon		400m	Overall	(0:12.07)			
7	7	BOOM TORQUE	5	68.6	0:07.97	0:11.84 [7]	3.75L	0:33.26	-3
		Andrew Mallyon		600m	Overall	(0:11.84)			
8	3	OUGHTON	8	68.6	0:08.19	0:11.96 [8]	4.43L	0:33.56	-6
		Robbie Dolan		400m	Overall	(0:11.96)			
9	8	I AM ARTIE	2	67.9	0:07.82	0:11.83 [10]	4.56L	0:33.77	+2
		Mark Du Plessis		600m	Overall	(0:11.83)			
10	5	COCO JAMBOO	6	68.1	0:08.12	0:12.01 [9]	5.4L	0:33.75	-2
		Cejay Graham		400m	Overall	(0:12.01)			

Scratched: Tavs (#4)

Report Created: Sat 20 December 2025 16:54 GMT (Note: Timing is based on position data)

Page 2/12

[ ] Ranking at each section and finish  
-:-:- No data available at this section  
NA No data available

SCN Saddle cloth number  
DNF Did not finish  
DNT Did not track

data processed by  TRIPLES DATA



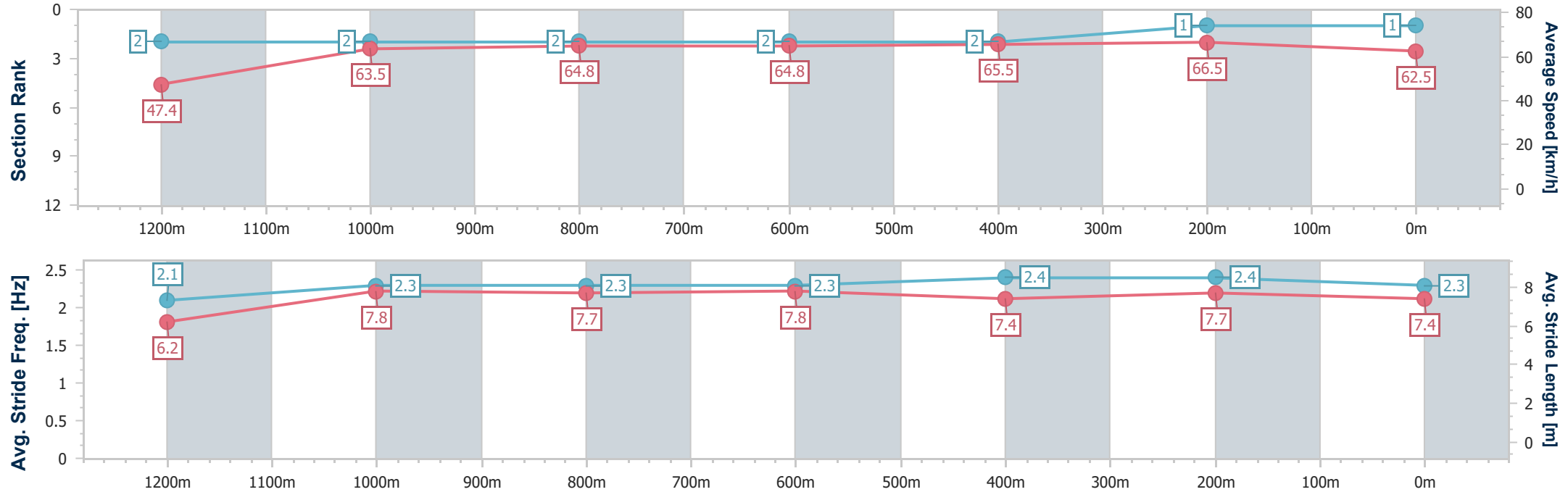
Horse/Jockey Name	Rockribbed
Final Rank	1
Fastest Section Time (Section)	0:07.77 (Overall)
Top Speed [km/h] (Section)	67.2 (400m)
Race State	Finished



Eagle Farm Professional  
Race 8: MORETON HIRE LOUGH NEAGH STAKES - 1300m  
20 December 2025 - 16:32  
Track Rating: Good 4, Weather: Fine, Rail Position: +3 metres  
Entire Course.



Section	Overall	1200m	1000m	800m	600m	400m	200m						
Section Times	1:15.13 [1] (0:07.77)	1:07.36 [2] (0:11.36)	0:56.00 [2] (0:11.33)	0:44.67 [2] (0:11.29)	0:33.38 [2] (0:11.05)	0:22.33 [2] (0:10.79)	0:11.54 [1] (0:11.54)						
Average Speed [km/h]	47.4	63.5	64.8	64.8	65.5	66.5	62.5						
Top Speed [km/h]	60.7	65.5	65.8	65.2	66.2	67.2	65.9						
Avg. Dist. to Rail [m]	18.2	6.0	3.5	2.9	1.5	4.9	4.9						
Avg. Stride Freq. [Hz]	2.1	2.3	2.3	2.3	2.4	2.4	2.3						
Avg. Stride Length [m]	6.2	7.8	7.7	7.8	7.4	7.7	7.4						



[ ] Ranking at each section and finish  
-.-.- No data available at this section  
NA No data available



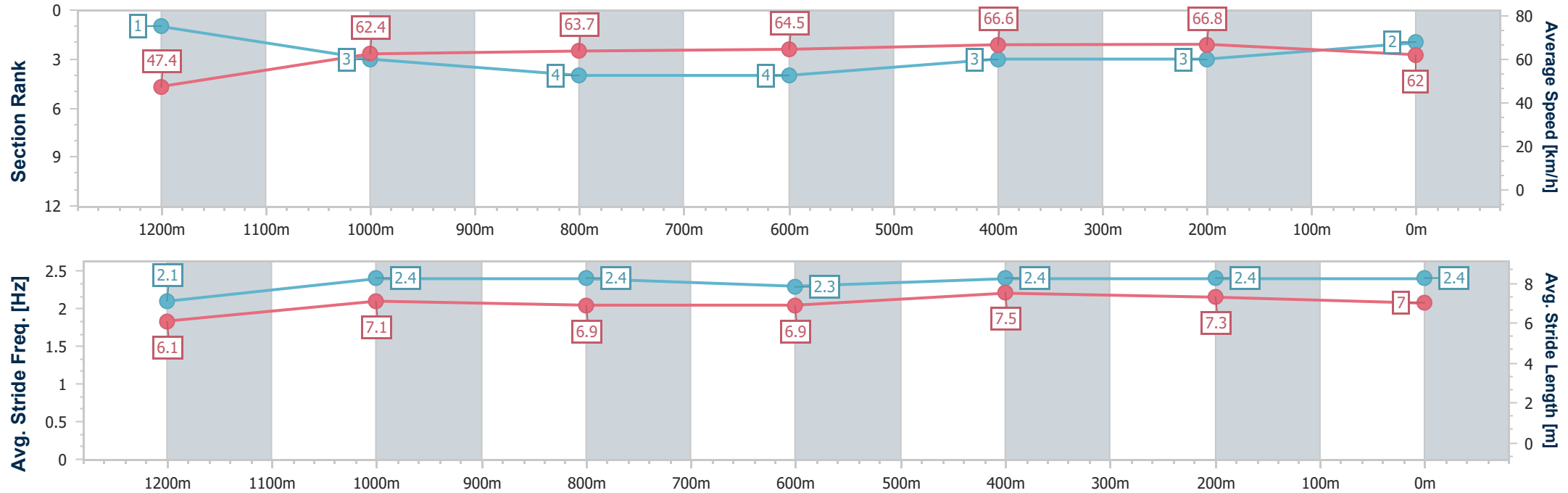
Horse/Jockey Name	Rothfire
Final Rank	2
Fastest Section Time (Section)	0:07.72 (Overall)
Top Speed [km/h] (Section)	67.8 (600m)
Race State	Finished



Eagle Farm Professional  
Race 8: MORETON HIRE LOUGH NEAGH STAKES - 1300m  
20 December 2025 - 16:32  
Track Rating: Good 4, Weather: Fine, Rail Position: +3 metres  
Entire Course.



Section	Overall	1200m	1000m	800m	600m	400m	200m						
Section Times	1:15.25 [2] (0:07.72)	1:07.53 [1] (0:11.55)	0:55.98 [3] (0:11.42)	0:44.56 [4] (0:11.23)	0:33.33 [4] (0:10.91)	0:22.42 [3] (0:10.81)	0:11.61 [3] (0:11.61)						
Average Speed [km/h]	47.4	62.4	63.7	64.5	66.6	66.8	62.0						
Top Speed [km/h]	60.6	63.3	65.3	66.3	67.8	67.7	65.5						
Avg. Dist. to Rail [m]	12.3	3.9	2.0	1.3	2.6	7.5	8.1						
Avg. Stride Freq. [Hz]	2.1	2.4	2.4	2.3	2.4	2.4	2.4						
Avg. Stride Length [m]	6.1	7.1	6.9	6.9	7.5	7.3	7.0						



[ ] Ranking at each section and finish  
-.-.- No data available at this section  
NA No data available



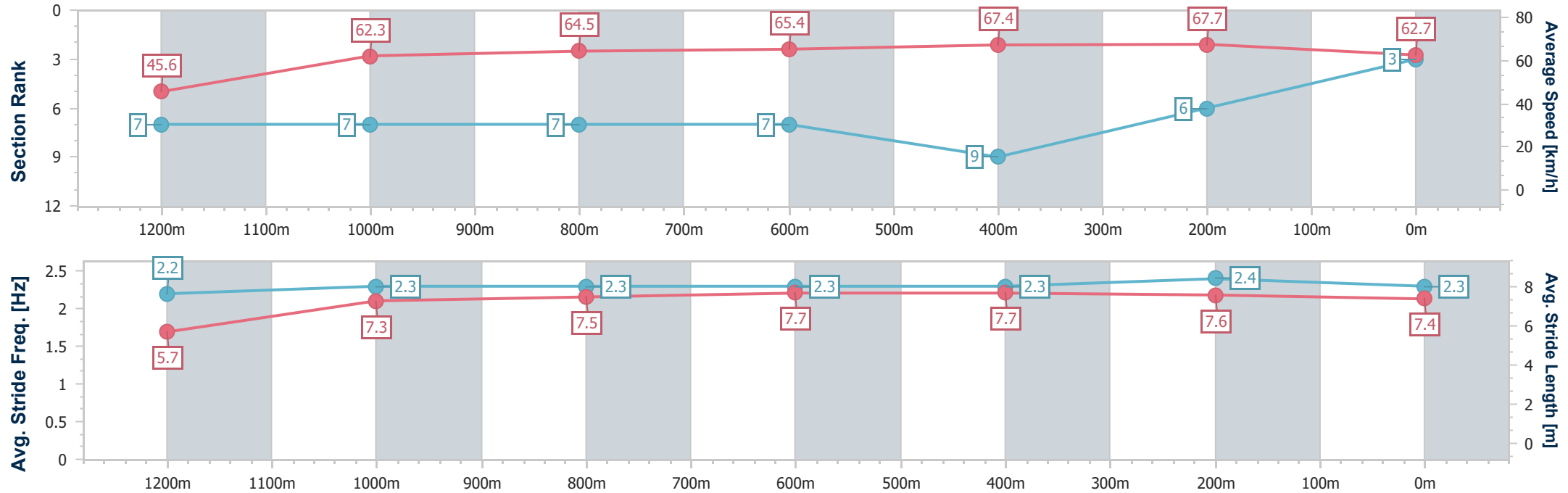
Horse/Jockey Name	Anemacore
Final Rank	3
Fastest Section Time (Section)	0:08.04 (Overall)
Top Speed [km/h] (Section)	68.6 (400m)
Race State	Finished



Eagle Farm Professional  
Race 8: MORETON HIRE LOUGH NEAGH STAKES - 1300m  
20 December 2025 - 16:32  
Track Rating: Good 4, Weather: Fine, Rail Position: +3 metres  
Entire Course.



Section	Overall	1200m	1000m	800m	600m	400m	200m						
Section Times	1:15.31 [3] (0:08.04)	1:07.27 [7] (0:11.59)	0:55.68 [7] (0:11.44)	0:44.24 [7] (0:11.20)	0:33.04 [7] (0:10.90)	0:22.14 [9] (0:10.62)	0:11.52 [6] (0:11.52)						
Average Speed [km/h]	45.6	62.3	64.5	65.4	67.4	67.7	62.7						
Top Speed [km/h]	59.8	63.5	66.7	66.9	68.2	68.6	66.2						
Avg. Dist. to Rail [m]	17.2	6.5	4.5	3.7	4.2	9.4	10.0						
Avg. Stride Freq. [Hz]	2.2	2.3	2.3	2.3	2.3	2.4	2.3						
Avg. Stride Length [m]	5.7	7.3	7.5	7.7	7.7	7.6	7.4						



- [ ] Ranking at each section and finish
- .-.- No data available at this section
- NA No data available





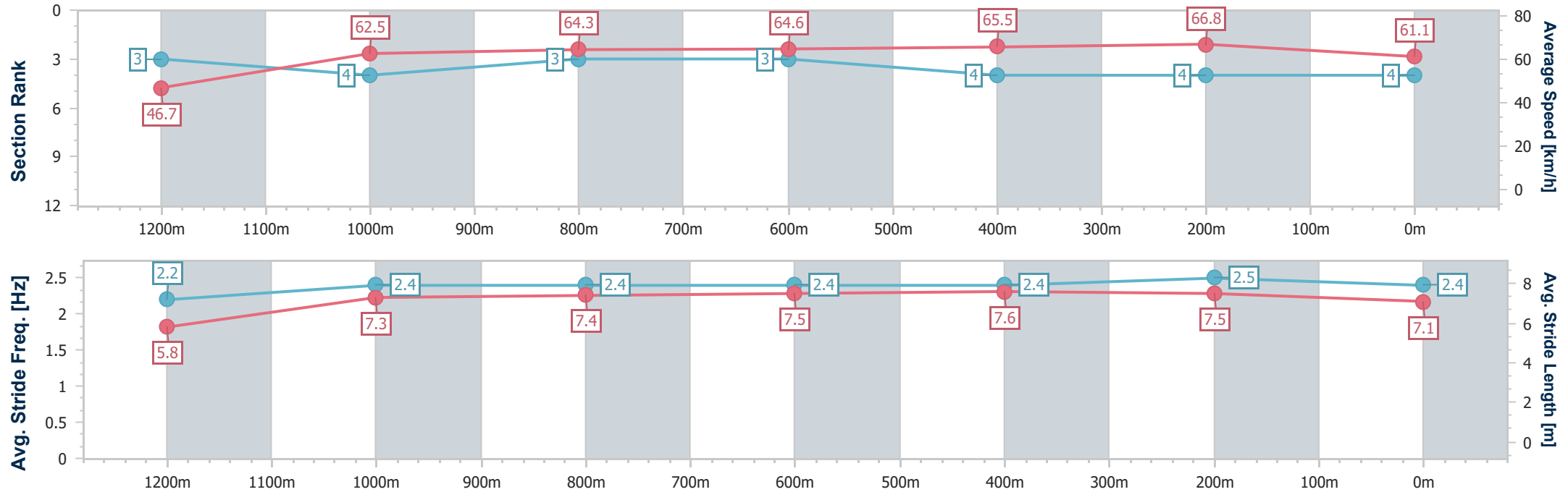
Horse/Jockey Name	Accredited
Final Rank	4
Fastest Section Time (Section)	0:07.79 (Overall)
Top Speed [km/h] (Section)	67.9 (400m)
Race State	Finished



Eagle Farm Professional  
Race 8: MORETON HIRE LOUGH NEAGH STAKES - 1300m  
20 December 2025 - 16:32  
Track Rating: Good 4, Weather: Fine, Rail Position: +3 metres  
Entire Course.



Section	Overall	1200m	1000m	800m	600m	400m	200m						
Section Times	1:15.48 [4] (0:07.79)	1:07.69 [3] (0:11.49)	0:56.20 [4] (0:11.33)	0:44.87 [3] (0:11.24)	0:33.63 [3] (0:11.06)	0:22.57 [4] (0:10.82)	0:11.75 [4] (0:11.75)						
Average Speed [km/h]	46.7	62.5	64.3	64.6	65.5	66.8	61.1						
Top Speed [km/h]	60.3	64.1	65.3	66.4	67.9	67.9	65.0						
Avg. Dist. to Rail [m]	10.7	2.9	2.1	2.0	1.4	5.3	6.1						
Avg. Stride Freq. [Hz]	2.2	2.4	2.4	2.4	2.4	2.5	2.4						
Avg. Stride Length [m]	5.8	7.3	7.4	7.5	7.6	7.5	7.1						



[ ] Ranking at each section and finish  
-.-.- No data available at this section  
NA No data available



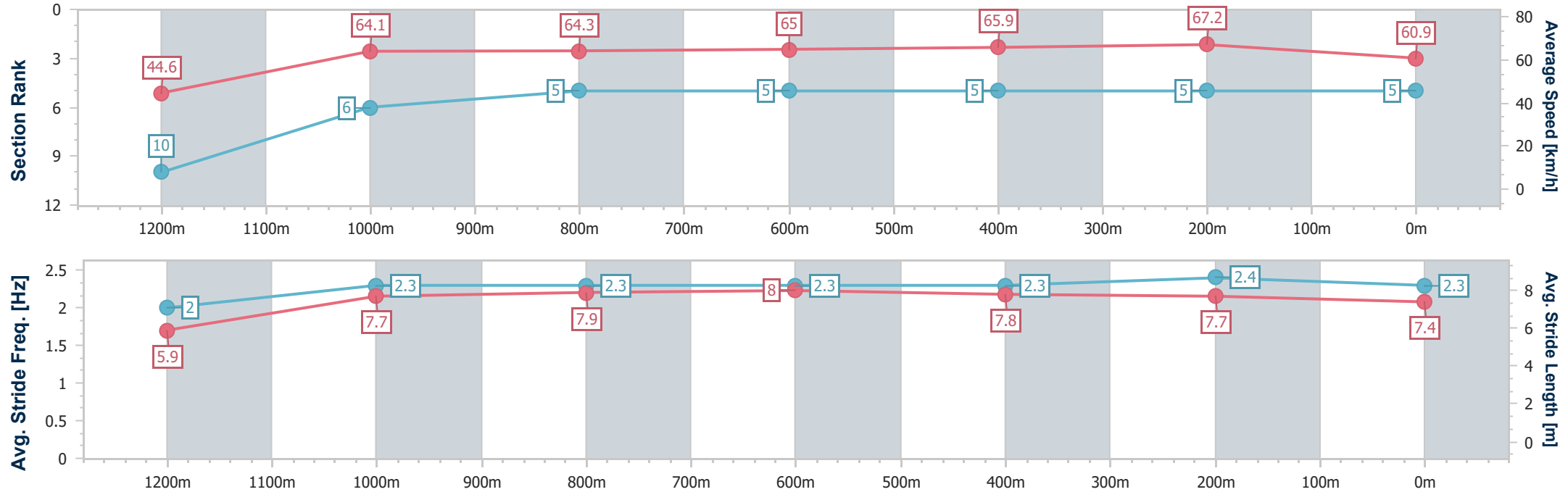
Horse/Jockey Name	Lisztomania
Final Rank	5
Fastest Section Time (Section)	0:08.25 (Overall)
Top Speed [km/h] (Section)	68.8 (400m)
Race State	Finished



Eagle FarmProfessional  
Race 8: MORETON HIRE LOUGH NEAGH STAKES - 1300m  
20 December 2025 - 16:32  
Track Rating: Good 4, Weather: Fine, Rail Position: +3 metres  
Entire Course.



Section	Overall	1200m	1000m	800m	600m	400m	200m						
Section Times	1:15.59 [5] (0:08.25)	1:07.34 [10] (0:11.27)	0:56.07 [6] (0:11.34)	0:44.73 [5] (0:11.17)	0:33.56 [5] (0:11.01)	0:22.55 [5] (0:10.73)	0:11.82 [5] (0:11.82)						
Average Speed [km/h]	44.6	64.1	64.3	65.0	65.9	67.2	60.9						
Top Speed [km/h]	61.3	65.0	66.0	65.8	68.5	68.8	64.2						
Avg. Dist. to Rail [m]	15.8	3.2	2.6	2.1	1.2	3.4	1.4						
Avg. Stride Freq. [Hz]	2.0	2.3	2.3	2.3	2.3	2.4	2.3						
Avg. Stride Length [m]	5.9	7.7	7.9	8.0	7.8	7.7	7.4						



[ ] Ranking at each section and finish  
-.-.- No data available at this section  
NA No data available



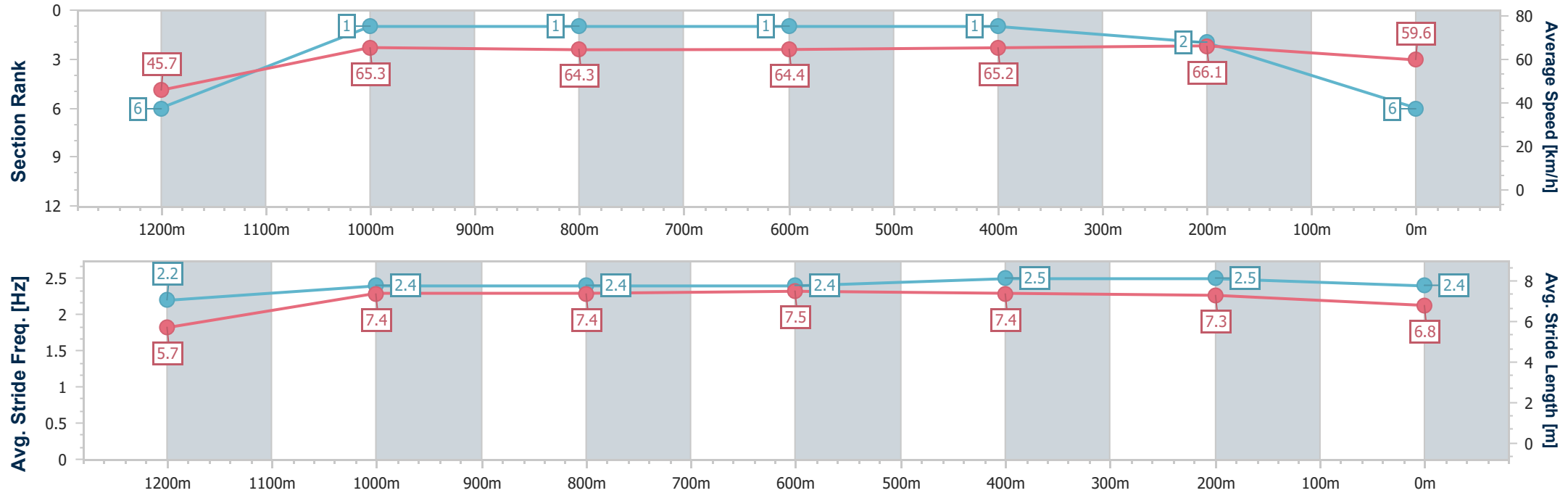
Horse/Jockey Name	Navyonthehighway
Final Rank	6
Fastest Section Time (Section)	0:08.01 (Overall)
Top Speed [km/h] (Section)	67.6 (400m)
Race State	Finished



Eagle Farm Professional  
Race 8: MORETON HIRE LOUGH NEAGH STAKES - 1300m  
20 December 2025 - 16:32  
Track Rating: Good 4, Weather: Fine, Rail Position: +3 metres  
Entire Course.



Section	Overall	1200m	1000m	800m	600m	400m	200m						
Section Times	1:15.67 [6] (0:08.01)	1:07.66 [6] (0:11.07)	0:56.59 [1] (0:11.26)	0:45.33 [1] (0:11.21)	0:34.12 [1] (0:11.14)	0:22.98 [1] (0:10.91)	0:12.07 [2] (0:12.07)						
Average Speed [km/h]	45.7	65.3	64.3	64.4	65.2	66.1	59.6						
Top Speed [km/h]	64.2	66.3	66.5	66.2	66.5	67.6	64.7						
Avg. Dist. to Rail [m]	13.9	4.7	1.4	1.0	1.8	4.1	2.5						
Avg. Stride Freq. [Hz]	2.2	2.4	2.4	2.4	2.5	2.5	2.4						
Avg. Stride Length [m]	5.7	7.4	7.4	7.5	7.4	7.3	6.8						





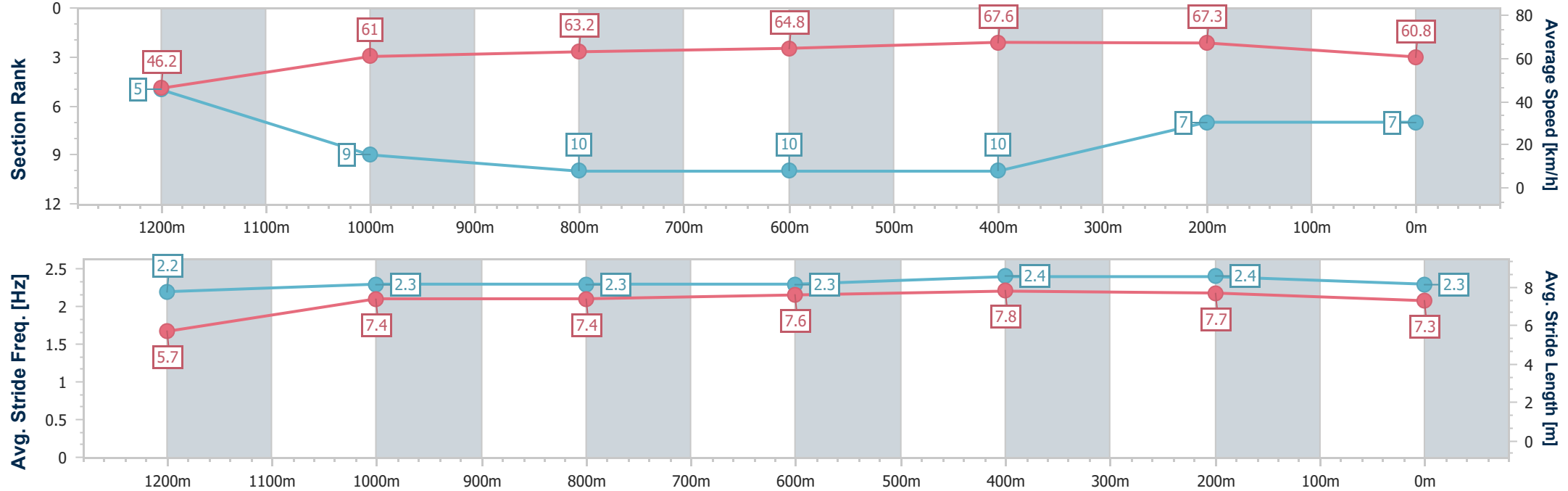
Horse/Jockey Name	Boom Torque
Final Rank	7
Fastest Section Time (Section)	0:07.97 (Overall)
Top Speed [km/h] (Section)	68.6 (600m)
Race State	Finished



Eagle FarmProfessional  
Race 8: MORETON HIRE LOUGH NEAGH STAKES - 1300m  
20 December 2025 - 16:32  
Track Rating: Good 4, Weather: Fine, Rail Position: +3 metres  
Entire Course.



Section	Overall	1200m	1000m	800m	600m	400m	200m						
Section Times	1:15.77 [7] (0:07.97)	1:07.80 [5] (0:11.83)	0:55.97 [9] (0:11.54)	0:44.43 [10] (0:11.17)	0:33.26 [10] (0:10.72)	0:22.54 [10] (0:10.70)	0:11.84 [7] (0:11.84)						
Average Speed [km/h]	46.2	61.0	63.2	64.8	67.6	67.3	60.8						
Top Speed [km/h]	57.7	63.0	65.1	67.0	68.6	68.5	65.0						
Avg. Dist. to Rail [m]	14.7	4.5	2.6	1.5	1.0	5.6	5.5						
Avg. Stride Freq. [Hz]	2.2	2.3	2.3	2.3	2.4	2.4	2.3						
Avg. Stride Length [m]	5.7	7.4	7.4	7.6	7.8	7.7	7.3						





Horse/Jockey Name	Oughton
Final Rank	8
Fastest Section Time (Section)	0:08.19 (Overall)
Top Speed [km/h] (Section)	68.6 (400m)
Race State	Finished



Eagle FarmProfessional

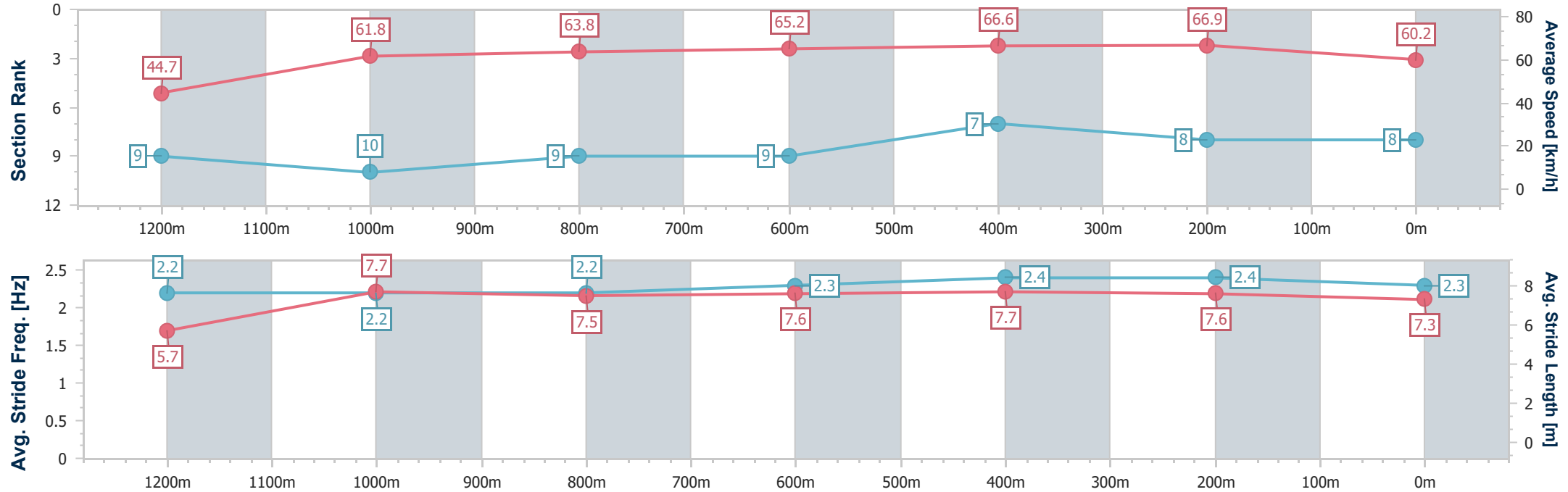
Race 8: MORETON HIRE LOUGH NEAGH STAKES - 1300m

20 December 2025 - 16:32

Track Rating: Good 4, Weather: Fine, Rail Position: +3 metres Entire Course.



Section	Overall	1200m	1000m	800m	600m	400m	200m						
Section Times	1:15.89 [8] (0:08.19)	1:07.70 [9] (0:11.70)	0:56.00 [10] (0:11.36)	0:44.64 [9] (0:11.08)	0:33.56 [9] (0:10.81)	0:22.75 [7] (0:10.79)	0:11.96 [8] (0:11.96)						
Average Speed [km/h]	44.7	61.8	63.8	65.2	66.6	66.9	60.2						
Top Speed [km/h]	58.5	64.0	65.4	65.8	67.8	68.6	64.9						
Avg. Dist. to Rail [m]	16.6	4.8	1.6	0.9	0.4	2.0	0.8						
Avg. Stride Freq. [Hz]	2.2	2.2	2.2	2.3	2.4	2.4	2.3						
Avg. Stride Length [m]	5.7	7.7	7.5	7.6	7.7	7.6	7.3						



- [ ] Ranking at each section and finish
- .-.- No data available at this section
- NA No data available



Horse/Jockey Name	I Am Artie
Final Rank	9
Fastest Section Time (Section)	0:07.82 (Overall)
Top Speed [km/h] (Section)	67.9 (600m)
Race State	Finished



Eagle FarmProfessional

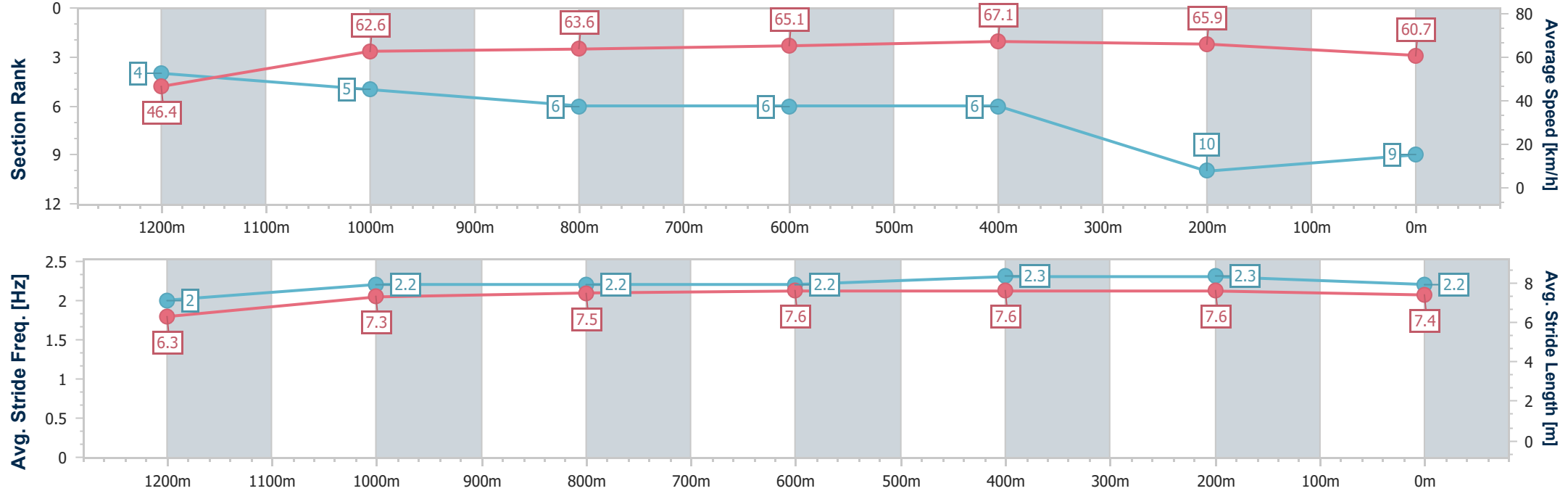
Race 8: MORETON HIRE LOUGH NEAGH STAKES - 1300m

20 December 2025 - 16:32

Track Rating: Good 4, Weather: Fine, Rail Position: +3 metres Entire Course.



Section	Overall	1200m	1000m	800m	600m	400m	200m						
Section Times	1:15.91 [9] (0:07.82)	1:08.09 [4] (0:11.56)	0:56.53 [5] (0:11.50)	0:45.03 [6] (0:11.26)	0:33.77 [6] (0:10.97)	0:22.80 [6] (0:10.97)	0:11.83 [10] (0:11.83)						
Average Speed [km/h]	46.4	62.6	63.6	65.1	67.1	65.9	60.7						
Top Speed [km/h]	59.3	63.1	65.7	66.1	67.9	67.4	63.8						
Avg. Dist. to Rail [m]	11.5	3.9	3.4	3.7	4.6	9.4	9.8						
Avg. Stride Freq. [Hz]	2.0	2.2	2.2	2.2	2.3	2.3	2.2						
Avg. Stride Length [m]	6.3	7.3	7.5	7.6	7.6	7.6	7.4						





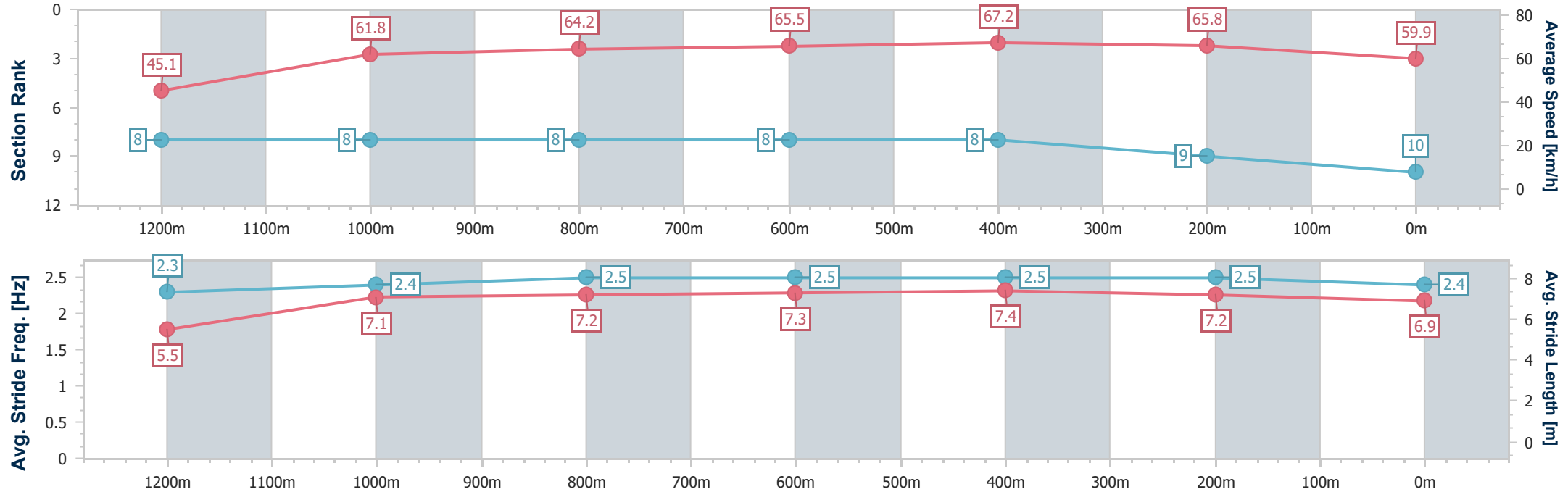
Horse/Jockey Name	Coco Jamboo
Final Rank	10
Fastest Section Time (Section)	0:08.12 (Overall)
Top Speed [km/h] (Section)	68.1 (400m)
Race State	Finished



Eagle FarmProfessional  
Race 8: MORETON HIRE LOUGH NEAGH STAKES - 1300m  
20 December 2025 - 16:32  
Track Rating: Good 4, Weather: Fine, Rail Position: +3 metres  
Entire Course.



Section	Overall	1200m	1000m	800m	600m	400m	200m						
Section Times	1:16.05 [10] (0:08.12)	1:07.93 [8] (0:11.66)	0:56.27 [8] (0:11.41)	0:44.86 [8] (0:11.11)	0:33.75 [8] (0:10.85)	0:22.90 [8] (0:10.89)	0:12.01 [9] (0:12.01)						
Average Speed [km/h]	45.1	61.8	64.2	65.5	67.2	65.8	59.9						
Top Speed [km/h]	59.9	64.5	65.9	66.6	67.5	68.1	64.0						
Avg. Dist. to Rail [m]	15.2	4.6	2.7	2.4	2.3	6.1	5.0						
Avg. Stride Freq. [Hz]	2.3	2.4	2.5	2.5	2.5	2.5	2.4						
Avg. Stride Length [m]	5.5	7.1	7.2	7.3	7.4	7.2	6.9						





Eagle Farm Professional  
Race 9: SKY RACING OPEN Handicap - 1800m

20 December 2025 - 17:10



BRISBANE  
RACING CLUB

Track Rating: Good 3, Weather: Fine, Rail Position: +3 metres Entire Course.

Section					Overall	1600m	1400m	1200m	1000m	800m	600m	Last 600m		
Field Times					1:50.06 (0:14.45)	1:35.61 (0:12.05)	1:23.56 (0:12.44)	1:11.12 (0:12.69)	0:58.43 (0:12.16)	0:46.27 (0:11.64)	0:34.63 (0:11.29)	0:34.63		
Rank	TAB	Horse/Jockey	Barrier	Top Speed [km/h]	Fastest Section								Distance Travelled [m]	
1	3	SIBAAQ	8	65.1	0:11.28	1:50.06 [1]	1:35.61 [1]	1:23.56 [1]	1:11.12 [1]	0:58.43 [1]	0:46.27 [1]	0:34.63 [1]	0:34.63	
		Jasper Franklin		600m	400m	(0:14.45)	(0:12.05)	(0:12.44)	(0:12.69)	(0:12.16)	(0:11.64)	(0:11.29)		
2	5	GALIFIANAKIS	4	66.6	0:10.96	1:50.18 [2]	1:35.29 [4]	1:22.92 [5]	1:10.44 [5]	0:58.02 [5]	0:45.72 [5]	0:34.24 [4]	0:34.24	-3
		Daniel Moor		600m	600m	(0:14.89)	(0:12.37)	(0:12.48)	(0:12.42)	(0:12.30)	(0:11.48)	(0:10.96)		
3	7	WARP SPEED	5	66.3	0:11.12	1:50.31 [3]	1:35.61 [3]	1:23.48 [2]	1:10.94 [2]	0:58.46 [2]	0:46.19 [2]	0:34.69 [2]	0:34.69	-4
		Cejay Graham		600m	600m	(0:14.70)	(0:12.13)	(0:12.54)	(0:12.48)	(0:12.27)	(0:11.50)	(0:11.12)		
4	2	WALSH BAY	6	67.7	0:11.05	1:50.34 [4]	1:35.44 [5]	1:23.02 [6]	1:10.52 [6]	0:58.03 [7]	0:45.73 [7]	0:34.34 [6]	0:34.34	+1
		Damien Thornton		600m	400m	(0:14.90)	(0:12.42)	(0:12.50)	(0:12.49)	(0:12.30)	(0:11.39)	(0:11.06)		
5	8	FELIX THE SCAT	1	66.8	0:10.99	1:50.55 [5]	1:35.89 [2]	1:23.61 [3]	1:11.05 [3]	0:58.59 [3]	0:46.38 [3]	0:34.80 [3]	0:34.80	-7
		Mark Du Plessis		600m	600m	(0:14.66)	(0:12.28)	(0:12.56)	(0:12.46)	(0:12.21)	(0:11.58)	(0:10.99)		
6	4	YET HE MOVES	7	67.2	0:11.01	1:50.62 [6]	1:35.35 [8]	1:22.96 [9]	1:10.58 [8]	0:58.18 [8]	0:45.88 [8]	0:34.39 [9]	0:34.39	+1
		Kyle Wilson-Taylor		600m	400m	(0:15.27)	(0:12.39)	(0:12.38)	(0:12.40)	(0:12.30)	(0:11.49)	(0:11.11)		
7	9	CHAYSE 'N' ARTIE	2	65.5	0:11.21	1:50.66 [7]	1:35.73 [6]	1:23.50 [4]	1:11.05 [4]	0:58.61 [4]	0:46.32 [4]	0:34.72 [4]	0:34.72	-8
		Robbie Dolan		600m	600m	(0:14.93)	(0:12.23)	(0:12.45)	(0:12.44)	(0:12.29)	(0:11.60)	(0:11.21)		
8	1	MANZOICE	9	65.8	0:11.12	1:50.91 [8]	1:35.39 [9]	1:23.33 [8]	1:10.80 [9]	0:58.37 [9]	0:46.17 [9]	0:34.90 [7]	0:34.90	-4
		Ryan Maloney		600m	600m	(0:15.52)	(0:12.06)	(0:12.53)	(0:12.43)	(0:12.20)	(0:11.27)	(0:11.12)		
9	10	AUTUNNO	3	65.3	0:11.33	1:51.03 [9]	1:35.83 [7]	1:23.62 [7]	1:11.17 [7]	0:58.79 [6]	0:46.51 [6]	0:35.02 [8]	0:35.02	-2
		Ashvin Goindasamy		400m	400m	(0:15.20)	(0:12.21)	(0:12.45)	(0:12.38)	(0:12.28)	(0:11.49)	(0:11.38)		

Scratched: Koruto (#6)





Eagle Farm Professional  
Race 9: SKY RACING OPEN Handicap - 1800m

20 December 2025 - 17:10



Track Rating: Good 3, Weather: Fine, Rail Position: +3 metres Entire Course.

Section						400m	200m			Last 600m		
Field Times						0:23.34 (0:11.28)	0:12.06 (0:12.06)			0:34.63		
Rank	TAB	Horse/Jockey	Barrier	Top Speed [km/h]	Fastest Section			Margin			Distance Travelled [m]	
1	3	SIBAAQ	8	65.1	0:11.28	0:23.34 [1]	0:12.06 [1]	1:50.06			0:34.63	
		Jasper Franklin		600m	400m	(0:11.28)	(0:12.06)					
2	5	GALIFIANAKIS	4	66.6	0:10.96	0:23.28 [4]	0:12.15 [2]	0.71L			0:34.24	-3
		Daniel Moor		600m	600m	(0:11.13)	(0:12.15)					
3	7	WARP SPEED	5	66.3	0:11.12	0:23.57 [3]	0:12.27 [3]	1.5L			0:34.69	-4
		Cejay Graham		600m	600m	(0:11.30)	(0:12.27)					
4	2	WALSH BAY	6	67.7	0:11.05	0:23.28 [5]	0:12.23 [5]	1.68L			0:34.34	+1
		Damien Thornton		600m	400m	(0:11.05)	(0:12.23)					
5	8	FELIX THE SCAT	1	66.8	0:10.99	0:23.81 [2]	0:12.48 [4]	2.89L			0:34.80	-7
		Mark Du Plessis		600m	600m	(0:11.33)	(0:12.48)					
6	4	YET HE MOVES	7	67.2	0:11.01	0:23.28 [8]	0:12.27 [6]	3.28L			0:34.39	+1
		Kyle Wilson-Taylor		600m	400m	(0:11.01)	(0:12.27)					
7	9	CHAYSE 'N' ARTIE	2	65.5	0:11.21	0:23.51 [7]	0:12.24 [7]	3.56L			0:34.72	-8
		Robbie Dolan		600m	600m	(0:11.27)	(0:12.24)					
8	1	MANZOICE	9	65.8	0:11.12	0:23.78 [6]	0:12.46 [8]	5.01L			0:34.90	-4
		Ryan Maloney		600m	600m	(0:11.32)	(0:12.46)					
9	10	AUTUNNO	3	65.3	0:11.33	0:23.64 [9]	0:12.31 [9]	5.7L			0:35.02	-2
		Ashvin Goindasamy		400m	400m	(0:11.33)	(0:12.31)					

Scratched: Koruto (#6)



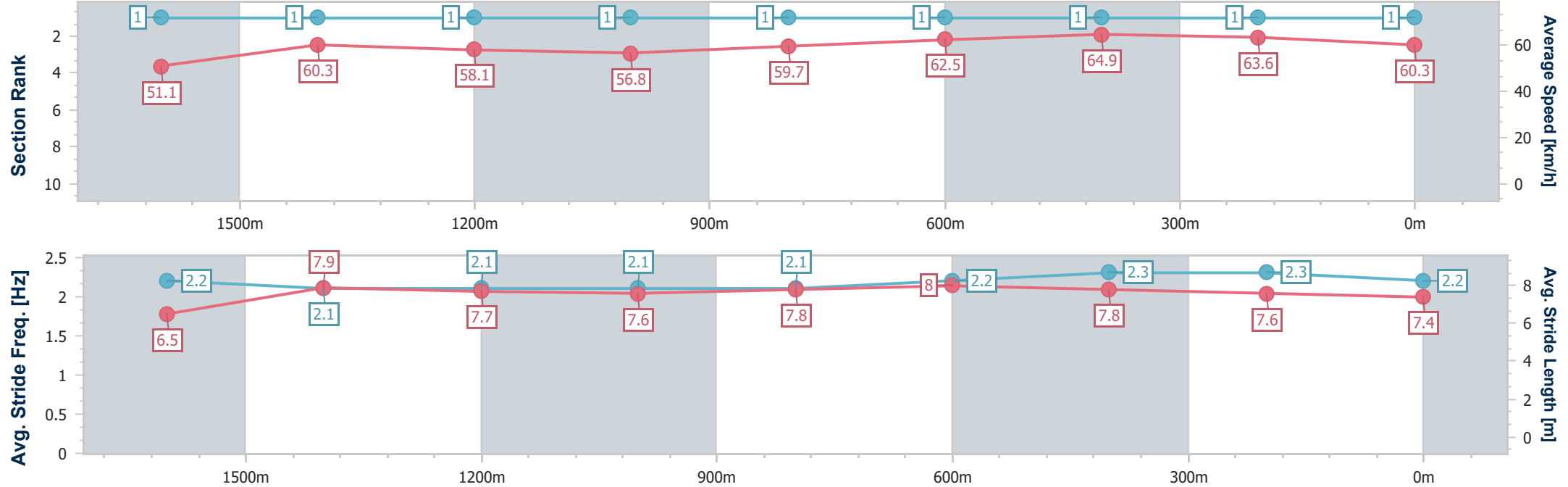
Horse/Jockey Name	Sibaaq
Final Rank	1
Fastest Section Time (Section)	0:11.28 (400m)
Top Speed [km/h] (Section)	65.1 (600m)
Race State	Finished



Eagle FarmProfessional  
Race 9: SKY RACING OPEN Handicap - 1800m  
20 December 2025 - 17:10  
Track Rating: Good 3, Weather: Fine, Rail Position: +3 metres  
Entire Course.



Section	Overall	1600m	1400m	1200m	1000m	800m	600m	400m	200m				
Section Times	1:50.06 [1] (0:14.45)	1:35.61 [1] (0:12.05)	1:23.56 [1] (0:12.44)	1:11.12 [1] (0:12.69)	0:58.43 [1] (0:12.16)	0:46.27 [1] (0:11.64)	0:34.63 [1] (0:11.29)	0:23.34 [1] (0:11.28)	0:12.06 [1] (0:12.06)				
Average Speed [km/h]	51.1	60.3	58.1	56.8	59.7	62.5	64.9	63.6	60.3				
Top Speed [km/h]	61.6	61.9	59.0	57.3	61.3	64.2	65.1	65.1	62.9				
Avg. Dist. to Rail [m]	8.8	2.4	2.1	2.2	1.7	2.0	3.4	6.2	5.7				
Avg. Stride Freq. [Hz]	2.2	2.1	2.1	2.1	2.1	2.2	2.3	2.3	2.2				
Avg. Stride Length [m]	6.5	7.9	7.7	7.6	7.8	8.0	7.8	7.6	7.4				





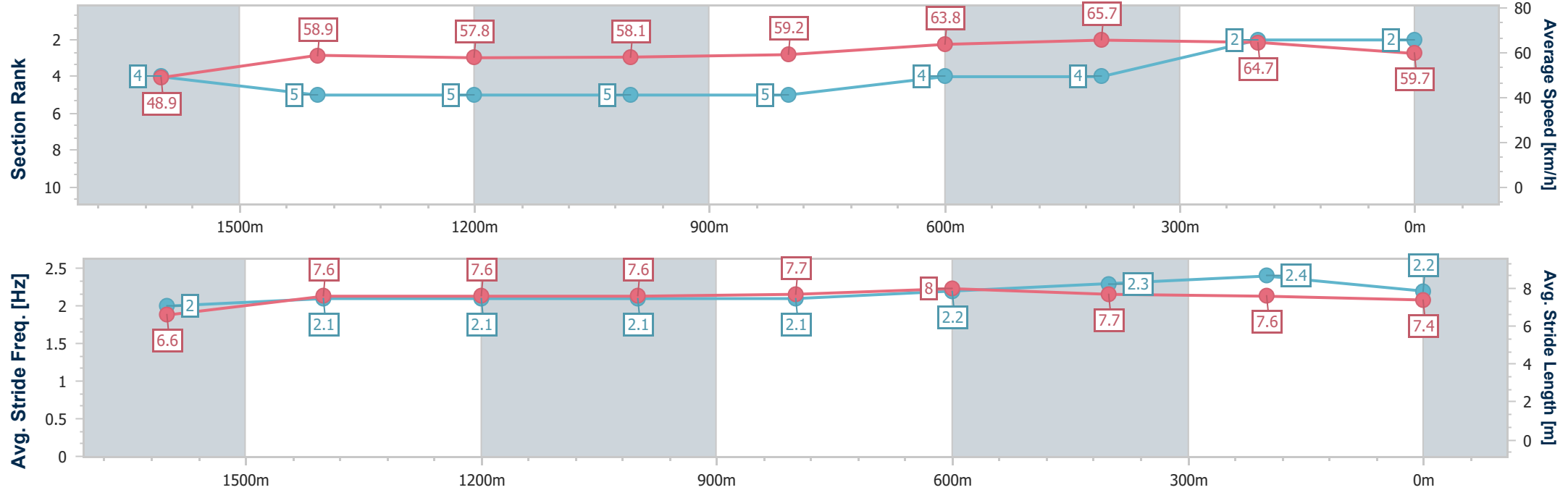
Horse/Jockey Name	Galifianakis
Final Rank	2
Fastest Section Time (Section)	0:10.96 (600m)
Top Speed [km/h] (Section)	66.6 (600m)
Race State	Finished



Eagle FarmProfessional  
Race 9: SKY RACING OPEN Handicap - 1800m  
20 December 2025 - 17:10  
Track Rating: Good 3, Weather: Fine, Rail Position: +3 metres  
Entire Course.



Section	Overall	1600m	1400m	1200m	1000m	800m	600m	400m	200m				
Section Times	1:50.18 [2] (0:14.89)	1:35.29 [4] (0:12.37)	1:22.92 [5] (0:12.48)	1:10.44 [5] (0:12.42)	0:58.02 [5] (0:12.30)	0:45.72 [5] (0:11.48)	0:34.24 [4] (0:10.96)	0:23.28 [4] (0:11.13)	0:12.15 [2] (0:12.15)				
Average Speed [km/h]	48.9	58.9	57.8	58.1	59.2	63.8	65.7	64.7	59.7				
Top Speed [km/h]	58.2	59.5	58.8	58.5	61.8	65.8	66.6	66.0	63.2				
Avg. Dist. to Rail [m]	5.4	2.6	1.6	1.7	2.4	3.5	0.8	3.3	4.4				
Avg. Stride Freq. [Hz]	2.0	2.1	2.1	2.1	2.1	2.2	2.3	2.4	2.2				
Avg. Stride Length [m]	6.6	7.6	7.6	7.6	7.7	8.0	7.7	7.6	7.4				



[ ] Ranking at each section and finish  
-.-.- No data available at this section  
NA No data available



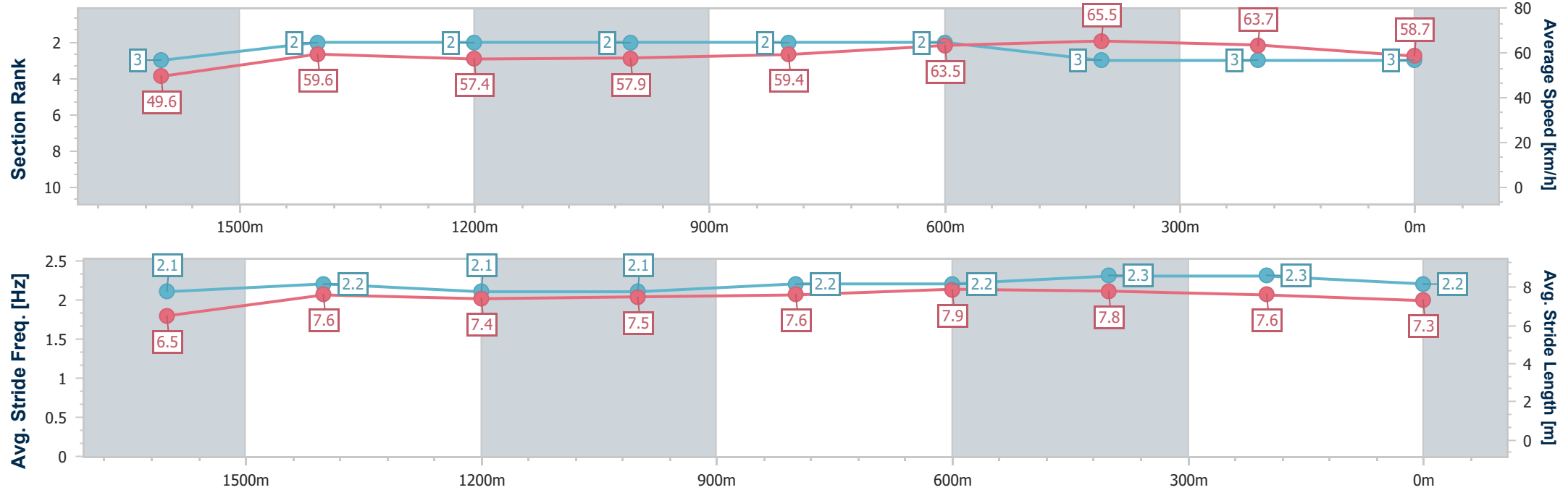
Horse/Jockey Name	Warp Speed
Final Rank	3
Fastest Section Time (Section)	0:11.12 (600m)
Top Speed [km/h] (Section)	66.3 (600m)
Race State	Finished



Eagle FarmProfessional  
Race 9: SKY RACING OPEN Handicap - 1800m  
20 December 2025 - 17:10  
Track Rating: Good 3, Weather: Fine, Rail Position: +3 metres  
Entire Course.



Section	Overall	1600m	1400m	1200m	1000m	800m	600m	400m	200m				
Section Times	1:50.31 [3] (0:14.70)	1:35.61 [3] (0:12.13)	1:23.48 [2] (0:12.54)	1:10.94 [2] (0:12.48)	0:58.46 [2] (0:12.27)	0:46.19 [2] (0:11.50)	0:34.69 [2] (0:11.12)	0:23.57 [3] (0:11.30)	0:12.27 [3] (0:12.27)				
Average Speed [km/h]	49.6	59.6	57.4	57.9	59.4	63.5	65.5	63.7	58.7				
Top Speed [km/h]	58.1	60.3	59.1	58.5	61.4	64.5	66.3	65.9	61.6				
Avg. Dist. to Rail [m]	5.3	1.0	1.5	3.1	2.7	2.8	2.6	5.8	6.1				
Avg. Stride Freq. [Hz]	2.1	2.2	2.1	2.1	2.2	2.2	2.3	2.3	2.2				
Avg. Stride Length [m]	6.5	7.6	7.4	7.5	7.6	7.9	7.8	7.6	7.3				



[ ] Ranking at each section and finish  
-.-.- No data available at this section  
NA No data available



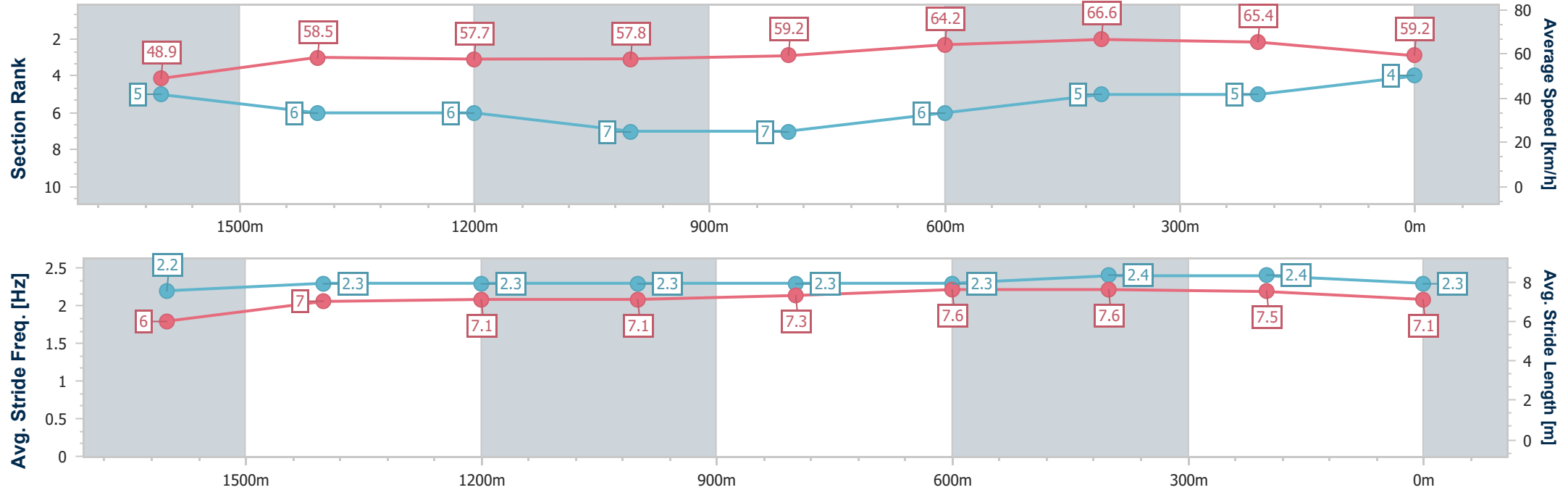
Horse/Jockey Name	Walsh Bay
Final Rank	4
Fastest Section Time (Section)	0:11.05 (400m)
Top Speed [km/h] (Section)	67.7 (600m)
Race State	Finished



Eagle FarmProfessional  
Race 9: SKY RACING OPEN Handicap - 1800m  
20 December 2025 - 17:10  
Track Rating: Good 3, Weather: Fine, Rail Position: +3 metres  
Entire Course.



Section	Overall	1600m	1400m	1200m	1000m	800m	600m	400m	200m				
Section Times	1:50.34 [4] (0:14.90)	1:35.44 [5] (0:12.42)	1:23.02 [6] (0:12.50)	1:10.52 [6] (0:12.49)	0:58.03 [7] (0:12.30)	0:45.73 [7] (0:11.39)	0:34.34 [6] (0:11.06)	0:23.28 [5] (0:11.05)	0:12.23 [5] (0:12.23)				
Average Speed [km/h]	48.9	58.5	57.7	57.8	59.2	64.2	66.6	65.4	59.2				
Top Speed [km/h]	57.7	59.4	58.4	58.3	61.4	65.9	67.7	66.7	63.7				
Avg. Dist. to Rail [m]	6.0	1.8	1.8	2.2	2.8	3.4	5.0	8.4	7.7				
Avg. Stride Freq. [Hz]	2.2	2.3	2.3	2.3	2.3	2.3	2.4	2.4	2.3				
Avg. Stride Length [m]	6.0	7.0	7.1	7.1	7.3	7.6	7.6	7.5	7.1				



[ ] Ranking at each section and finish  
- - - - - No data available at this section  
NA No data available



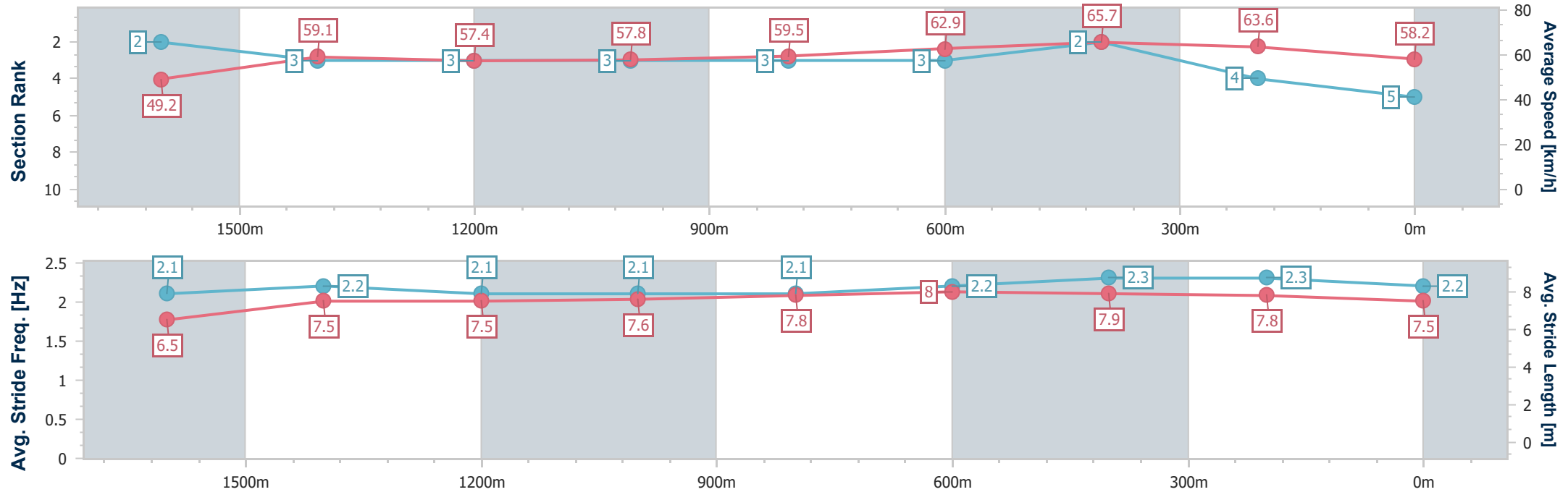
Horse/Jockey Name	Felix The Scat
Final Rank	5
Fastest Section Time (Section)	0:10.99 (600m)
Top Speed [km/h] (Section)	66.8 (600m)
Race State	Finished



Eagle Farm Professional  
Race 9: SKY RACING OPEN Handicap - 1800m  
20 December 2025 - 17:10  
Track Rating: Good 3, Weather: Fine, Rail Position: +3 metres  
Entire Course.



Section	Overall	1600m	1400m	1200m	1000m	800m	600m	400m	200m				
Section Times	1:50.55 [5] (0:14.66)	1:35.89 [2] (0:12.28)	1:23.61 [3] (0:12.56)	1:11.05 [3] (0:12.46)	0:58.59 [3] (0:12.21)	0:46.38 [3] (0:11.58)	0:34.80 [3] (0:10.99)	0:23.81 [2] (0:11.33)	0:12.48 [4] (0:12.48)				
Average Speed [km/h]	49.2	59.1	57.4	57.8	59.5	62.9	65.7	63.6	58.2				
Top Speed [km/h]	57.6	59.6	59.2	58.8	62.4	64.2	66.8	65.9	60.9				
Avg. Dist. to Rail [m]	3.6	1.6	2.2	2.2	1.8	1.8	1.6	5.1	5.8				
Avg. Stride Freq. [Hz]	2.1	2.2	2.1	2.1	2.1	2.2	2.3	2.3	2.2				
Avg. Stride Length [m]	6.5	7.5	7.5	7.6	7.8	8.0	7.9	7.8	7.5				



[ ] Ranking at each section and finish  
- - - - - No data available at this section  
NA No data available



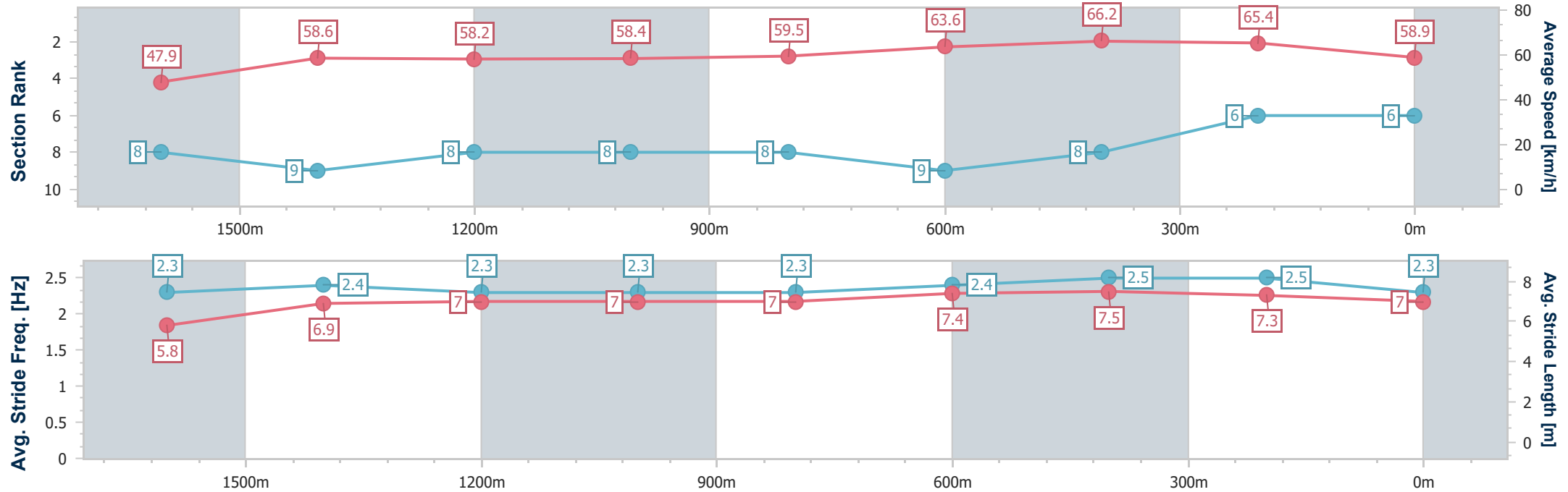
Horse/Jockey Name	Yet He Moves
Final Rank	6
Fastest Section Time (Section)	0:11.01 (400m)
Top Speed [km/h] (Section)	67.2 (600m)
Race State	Finished



Eagle Farm Professional  
Race 9: SKY RACING OPEN Handicap - 1800m  
20 December 2025 - 17:10  
Track Rating: Good 3, Weather: Fine, Rail Position: +3 metres  
Entire Course.



Section	Overall	1600m	1400m	1200m	1000m	800m	600m	400m	200m				
Section Times	1:50.62 [6] (0:15.27)	1:35.35 [8] (0:12.39)	1:22.96 [9] (0:12.38)	1:10.58 [8] (0:12.40)	0:58.18 [8] (0:12.30)	0:45.88 [8] (0:11.49)	0:34.39 [9] (0:11.11)	0:23.28 [8] (0:11.01)	0:12.27 [6] (0:12.27)				
Average Speed [km/h]	47.9	58.6	58.2	58.4	59.5	63.6	66.2	65.4	58.9				
Top Speed [km/h]	60.0	59.9	59.9	59.0	61.2	65.1	67.2	67.0	63.6				
Avg. Dist. to Rail [m]	6.5	2.7	3.8	4.1	3.7	3.1	4.0	7.9	8.2				
Avg. Stride Freq. [Hz]	2.3	2.4	2.3	2.3	2.3	2.4	2.5	2.5	2.3				
Avg. Stride Length [m]	5.8	6.9	7.0	7.0	7.0	7.4	7.5	7.3	7.0				



[ ] Ranking at each section and finish  
- - - - - No data available at this section  
NA No data available



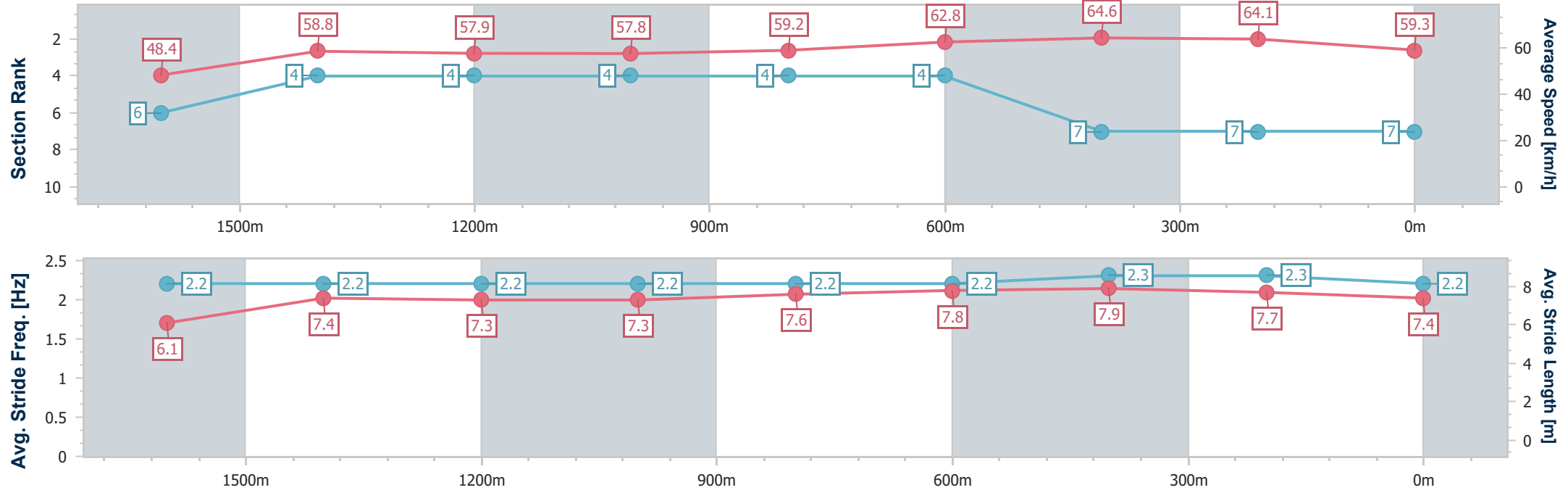
Horse/Jockey Name	Chayse 'N' Artie
Final Rank	7
Fastest Section Time (Section)	0:11.21 (600m)
Top Speed [km/h] (Section)	65.5 (600m)
Race State	Finished



Eagle Farm Professional  
Race 9: SKY RACING OPEN Handicap - 1800m  
20 December 2025 - 17:10  
Track Rating: Good 3, Weather: Fine, Rail Position: +3 metres  
Entire Course.



Section	Overall	1600m	1400m	1200m	1000m	800m	600m	400m	200m				
Section Times	1:50.66 [7] (0:14.93)	1:35.73 [6] (0:12.23)	1:23.50 [4] (0:12.45)	1:11.05 [4] (0:12.44)	0:58.61 [4] (0:12.29)	0:46.32 [4] (0:11.60)	0:34.72 [4] (0:11.21)	0:23.51 [7] (0:11.27)	0:12.24 [7] (0:12.24)				
Average Speed [km/h]	48.4	58.8	57.9	57.8	59.2	62.8	64.6	64.1	59.3				
Top Speed [km/h]	57.4	60.1	59.3	59.4	61.0	64.5	65.5	65.4	61.9				
Avg. Dist. to Rail [m]	3.2	0.4	0.4	0.9	1.7	2.3	2.0	5.0	5.8				
Avg. Stride Freq. [Hz]	2.2	2.2	2.2	2.2	2.2	2.2	2.3	2.3	2.2				
Avg. Stride Length [m]	6.1	7.4	7.3	7.3	7.6	7.8	7.9	7.7	7.4				



[ ] Ranking at each section and finish  
-.-.- No data available at this section  
NA No data available





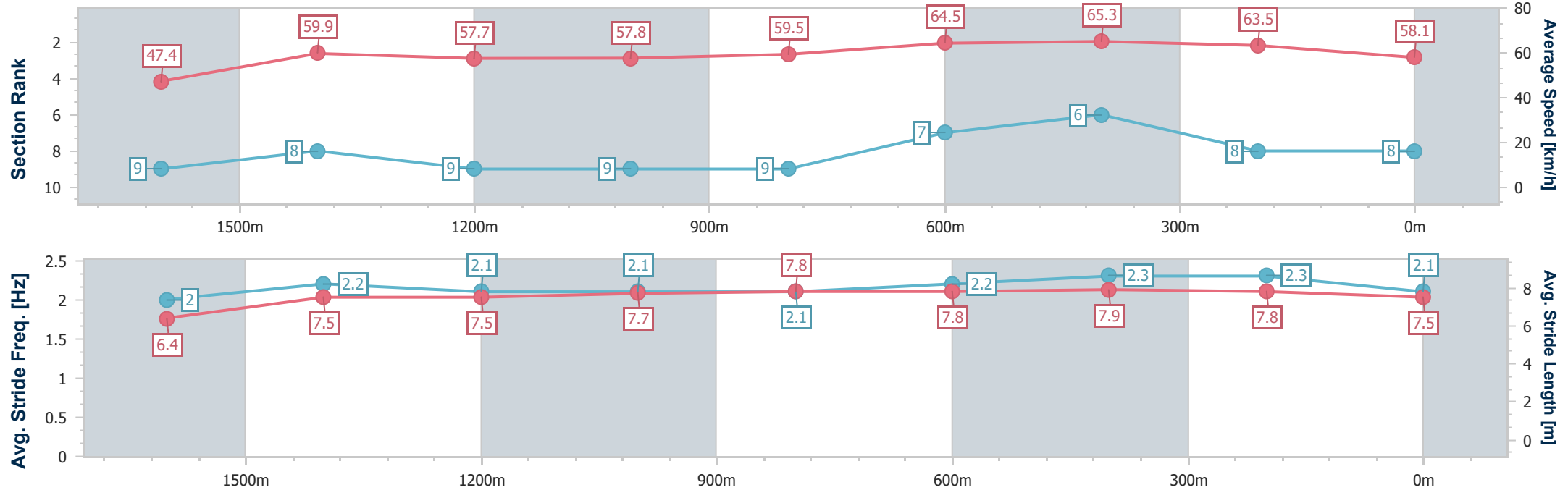
Horse/Jockey Name	Manzoice
Final Rank	8
Fastest Section Time (Section)	0:11.12 (600m)
Top Speed [km/h] (Section)	65.8 (600m)
Race State	Finished



Eagle FarmProfessional  
Race 9: SKY RACING OPEN Handicap - 1800m  
20 December 2025 - 17:10  
Track Rating: Good 3, Weather: Fine, Rail Position: +3 metres  
Entire Course.



Section	Overall	1600m	1400m	1200m	1000m	800m	600m	400m	200m				
Section Times	1:50.91 [8] (0:15.52)	1:35.39 [9] (0:12.06)	1:23.33 [8] (0:12.53)	1:10.80 [9] (0:12.43)	0:58.37 [9] (0:12.20)	0:46.17 [9] (0:11.27)	0:34.90 [7] (0:11.12)	0:23.78 [6] (0:11.32)	0:12.46 [8] (0:12.46)				
Average Speed [km/h]	47.4	59.9	57.7	57.8	59.5	64.5	65.3	63.5	58.1				
Top Speed [km/h]	60.2	61.4	58.6	58.6	62.1	65.7	65.8	65.1	62.0				
Avg. Dist. to Rail [m]	8.6	1.6	2.0	2.4	1.8	1.3	2.4	4.6	4.6				
Avg. Stride Freq. [Hz]	2.0	2.2	2.1	2.1	2.1	2.2	2.3	2.3	2.1				
Avg. Stride Length [m]	6.4	7.5	7.5	7.7	7.8	7.8	7.9	7.8	7.5				





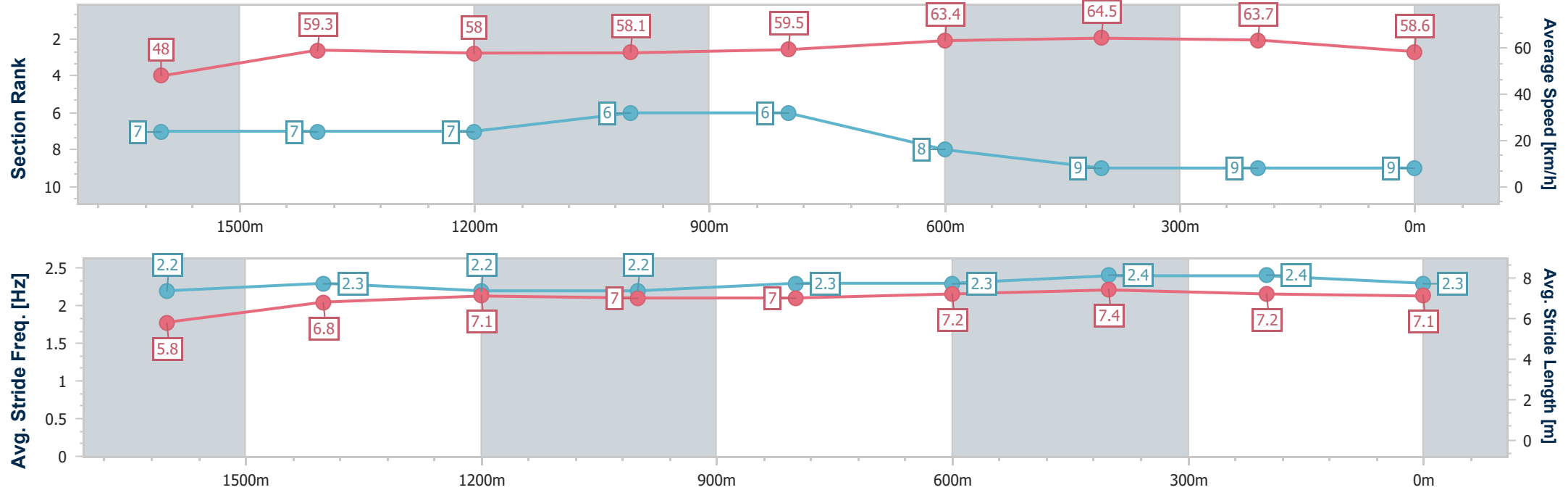
Horse/Jockey Name	Autunno
Final Rank	9
Fastest Section Time (Section)	0:11.33 (400m)
Top Speed [km/h] (Section)	65.3 (400m)
Race State	Finished



Eagle Farm Professional  
Race 9: SKY RACING OPEN Handicap - 1800m  
20 December 2025 - 17:10  
Track Rating: Good 3, Weather: Fine, Rail Position: +3 metres  
Entire Course.



Section	Overall	1600m	1400m	1200m	1000m	800m	600m	400m	200m				
Section Times	1:51.03 [9] (0:15.20)	1:35.83 [7] (0:12.21)	1:23.62 [7] (0:12.45)	1:11.17 [7] (0:12.38)	0:58.79 [6] (0:12.28)	0:46.51 [6] (0:11.49)	0:35.02 [8] (0:11.38)	0:23.64 [9] (0:11.33)	0:12.31 [9] (0:12.31)				
Average Speed [km/h]	48.0	59.3	58.0	58.1	59.5	63.4	64.5	63.7	58.6				
Top Speed [km/h]	60.0	60.3	59.5	59.2	61.2	65.0	65.2	65.3	61.7				
Avg. Dist. to Rail [m]	4.8	2.1	2.0	2.3	2.4	2.8	4.5	7.9	8.5				
Avg. Stride Freq. [Hz]	2.2	2.3	2.2	2.2	2.3	2.3	2.4	2.4	2.3				
Avg. Stride Length [m]	5.8	6.8	7.1	7.0	7.0	7.2	7.4	7.2	7.1				





# Eagle FarmProfessional

## Race 10: MAGIC MILLIONS QTIS BENCHMARK 85 Handicap - 1200m

20 December 2025 - 17:49



BRISBANE  
RACING CLUB

Track Rating: Good 3, Weather: Fine, Rail Position: +3 metres Entire Course.

Section		Overall				1000m	800m	600m	400m	200m	Last 600m		
Field Times		1:09.43				0:56.59	0:45.72	0:34.68	0:23.27	0:12.07	0:34.68		
		(0:12.84)				(0:10.87)	(0:11.04)	(0:11.41)	(0:11.20)	(0:12.07)			
Rank	TAB Horse/Jockey	Barrier	Top Speed [km/h]	Fastest Section							Margin	Distance Travelled [m]	
1	10 DREAM SMART	3	68.5	0:11.05	1:09.43 [1]	0:56.43 [2]	0:45.37 [4]	0:34.32 [4]	0:23.17 [2]	0:12.07 [1]	1:09.43	0:34.32	
	Cejay Graham		Overall	800m	(0:13.00)	(0:11.06)	(0:11.05)	(0:11.15)	(0:11.10)	(0:12.07)			
2	5 JOHN RAMBO	4	68.2	0:10.83	1:09.48 [2]	0:55.78 [9]	0:44.87 [9]	0:33.78 [9]	0:22.60 [10]	0:11.77 [6]	0.29L	0:33.78	+0
	Angela Jones		1000m	400m	(0:13.70)	(0:10.91)	(0:11.09)	(0:11.18)	(0:10.83)	(0:11.77)			
3	6 BOSSED UP	10	67.5	0:10.92	1:09.61 [3]	0:56.10 [8]	0:45.18 [8]	0:34.16 [8]	0:23.15 [6]	0:12.03 [4]	1.07L	0:34.16	+0
	Ryan Maloney		Overall	1000m	(0:13.51)	(0:10.92)	(0:11.02)	(0:11.01)	(0:11.12)	(0:12.03)			
4	7 BOHEMIAN LAD	5	68.0	0:10.83	1:09.68 [4]	0:55.77 [10]	0:44.94 [10]	0:33.96 [10]	0:22.91 [9]	0:11.96 [7]	1.48L	0:33.96	+0
	Andrew Mallyon		1000m	1000m	(0:13.91)	(0:10.83)	(0:10.98)	(0:11.05)	(0:10.95)	(0:11.96)			
5	4 SAFEWORK	6	67.7	0:10.95	1:09.75 [5]	0:56.49 [6]	0:45.54 [6]	0:34.45 [6]	0:23.38 [5]	0:12.32 [3]	1.88L	0:34.45	+3
	Dylan Turner		Overall	1000m	(0:13.26)	(0:10.95)	(0:11.09)	(0:11.07)	(0:11.06)	(0:12.32)			
6	1 HATCHET	1	66.5	0:11.02	1:09.89 [6]	0:56.59 [7]	0:45.57 [7]	0:34.53 [7]	0:23.32 [8]	0:12.16 [8]	2.7L	0:34.53	-1
	Daniel Moor		800m	1000m	(0:13.30)	(0:11.02)	(0:11.04)	(0:11.21)	(0:11.16)	(0:12.16)			
7	2 CORFE CASTLE	2	69.7	0:10.91	1:09.91 [7]	0:56.84 [4]	0:45.93 [3]	0:34.85 [3]	0:23.62 [4]	0:12.55 [2]	2.85L	0:34.85	+3
	Kyle Wilson-Taylor		Overall	1000m	(0:13.07)	(0:10.91)	(0:11.08)	(0:11.23)	(0:11.07)	(0:12.55)			
8	8 SUPERALLOY	9	68.9	0:10.87	1:10.28 [8]	0:57.03 [5]	0:46.16 [5]	0:35.03 [5]	0:23.80 [7]	0:12.40 [10]	5.02L	0:35.03	+6
	Emily Lang		1000m	1000m	(0:13.25)	(0:10.87)	(0:11.13)	(0:11.23)	(0:11.40)	(0:12.40)			
9	3 SAILOR'S SECRET	8	70.0	0:10.68	1:10.37 [9]	0:57.34 [3]	0:46.66 [1]	0:35.59 [2]	0:24.10 [3]	0:12.61 [9]	5.57L	0:35.59	+3
	Corey Sutherland		1000m	1000m	(0:13.03)	(0:10.68)	(0:11.07)	(0:11.49)	(0:11.49)	(0:12.61)			
10	9 AMORE VELOCE	7	70.1	0:10.90	1:10.94 [10]	0:58.10 [1]	0:47.20 [2]	0:36.19 [1]	0:24.78 [1]	0:13.29 [5]	8.92L	0:36.19	-1
	Robbie Dolan		Overall	1000m	(0:12.84)	(0:10.90)	(0:11.01)	(0:11.41)	(0:11.49)	(0:13.29)			



Horse/Jockey Name	Dream Smart
Final Rank	1
Fastest Section Time (Section)	0:11.05 (800m)
Top Speed [km/h] (Section)	68.5 (Overall)
Race State	Finished

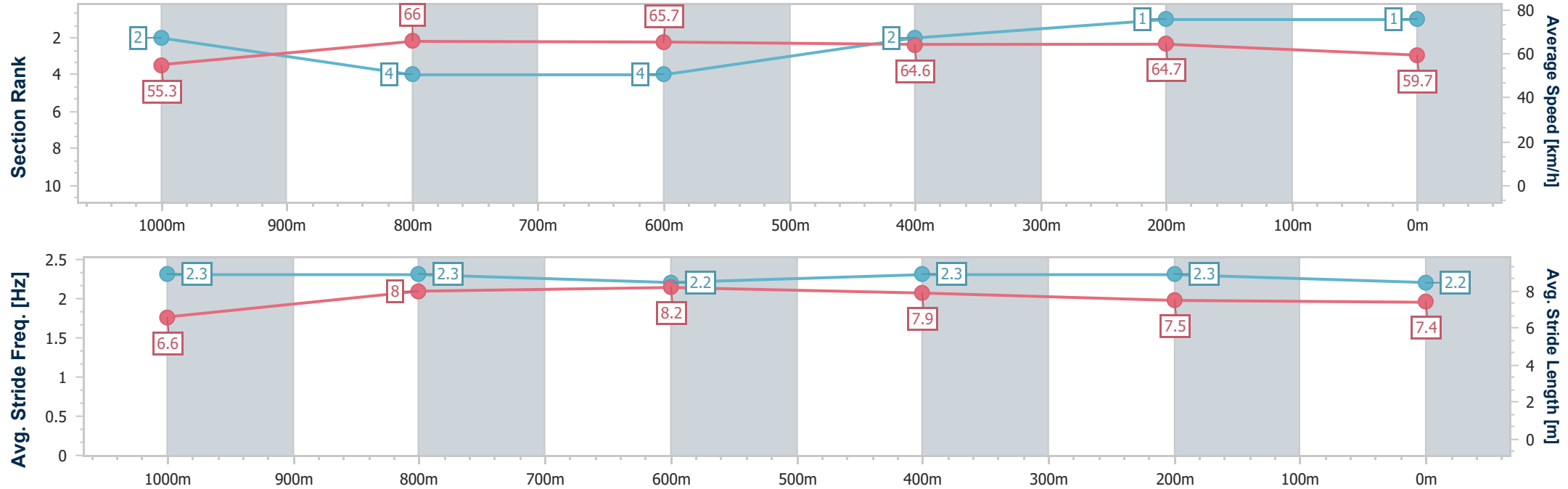


Eagle FarmProfessional  
Race 10: MAGIC MILLIONS QTIS BENCHMARK 85 Handicap -  
1200m  
20 December 2025 - 17:49  
Track Rating: Good 3, Weather: Fine, Rail Position: +3 metres  
Entire Course.



BRISBANE  
RACING CLUB

Section	Overall	1000m	800m	600m	400m	200m								
Section Times	1:09.43 [1] (0:13.00)	0:56.43 [2] (0:11.06)	0:45.37 [4] (0:11.05)	0:34.32 [4] (0:11.15)	0:23.17 [2] (0:11.10)	0:12.07 [1] (0:12.07)								
Average Speed [km/h]	55.3	66.0	65.7	64.6	64.7	59.7								
Top Speed [km/h]	68.5	67.8	66.0	65.6	66.3	63.2								
Avg. Dist. to Rail [m]	3.2	2.7	0.9	0.6	3.3	2.6								
Avg. Stride Freq. [Hz]	2.3	2.3	2.2	2.3	2.3	2.2								
Avg. Stride Length [m]	6.6	8.0	8.2	7.9	7.5	7.4								



[ ] Ranking at each section and finish  
-.-.- No data available at this section  
NA No data available



Horse/Jockey Name	John Rambo
Final Rank	2
Fastest Section Time (Section)	0:10.83 (400m)
Top Speed [km/h] (Section)	68.2 (1000m)
Race State	Finished

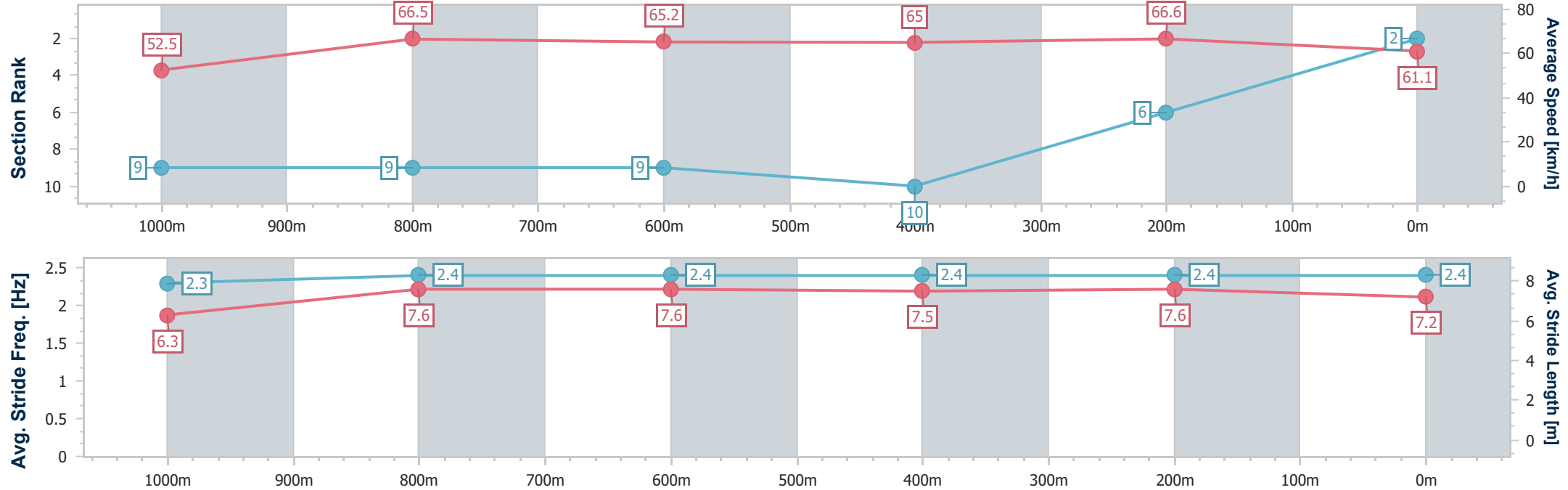


Eagle Farm Professional  
Race 10: MAGIC MILLIONS QTIS BENCHMARK 85 Handicap - 1200m  
20 December 2025 - 17:49  
Track Rating: Good 3, Weather: Fine, Rail Position: +3 metres Entire Course.



BRISBANE  
RACING CLUB

Section	Overall	1000m	800m	600m	400m	200m								
Section Times	1:09.48 [2] (0:13.70)	0:55.78 [9] (0:10.91)	0:44.87 [9] (0:11.09)	0:33.78 [9] (0:11.18)	0:22.60 [10] (0:10.83)	0:11.77 [6] (0:11.77)								
Average Speed [km/h]	52.5	66.5	65.2	65.0	66.6	61.1								
Top Speed [km/h]	65.9	68.2	67.5	66.7	67.9	64.6								
Avg. Dist. to Rail [m]	2.9	1.5	1.1	2.2	3.4	1.9								
Avg. Stride Freq. [Hz]	2.3	2.4	2.4	2.4	2.4	2.4								
Avg. Stride Length [m]	6.3	7.6	7.6	7.5	7.6	7.2								





Horse/Jockey Name	Bossed Up
Final Rank	3
Fastest Section Time (Section)	0:10.92 (1000m)
Top Speed [km/h] (Section)	67.5 (Overall)
Race State	Finished

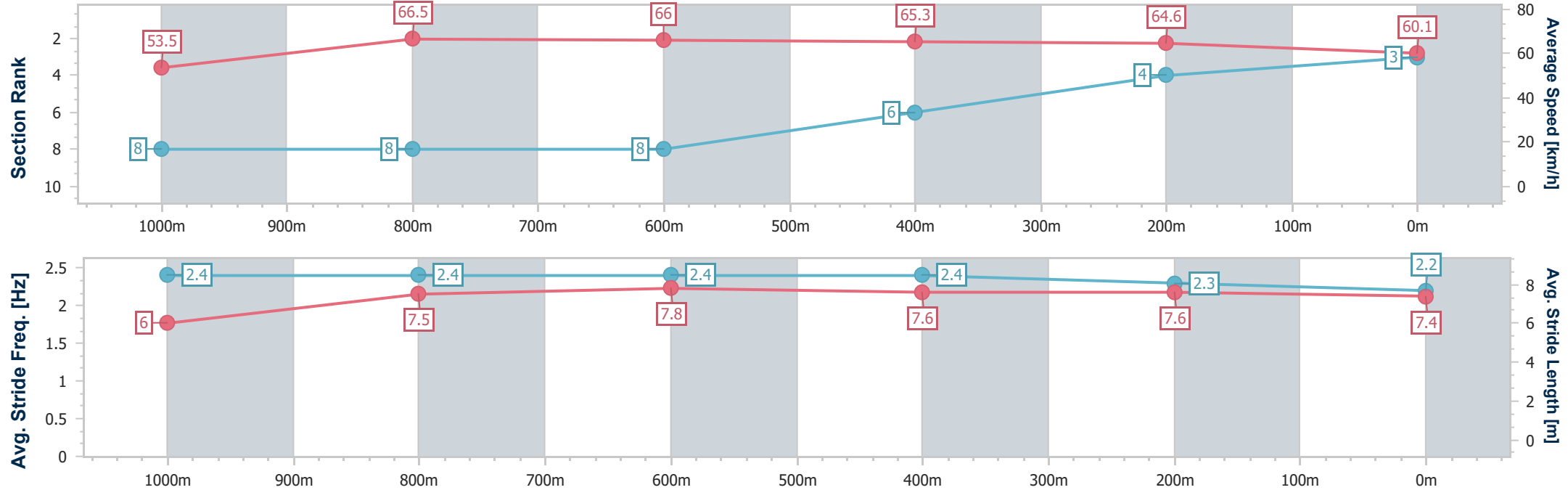


Eagle FarmProfessional  
Race 10: MAGIC MILLIONS QTIS BENCHMARK 85 Handicap - 1200m  
20 December 2025 - 17:49  
Track Rating: Good 3, Weather: Fine, Rail Position: +3 metres Entire Course.



BRISBANE  
RACING CLUB

Section	Overall	1000m	800m	600m	400m	200m							
Section Times	1:09.61 [3] (0:13.51)	0:56.10 [8] (0:10.92)	0:45.18 [8] (0:11.02)	0:34.16 [8] (0:11.01)	0:23.15 [6] (0:11.12)	0:12.03 [4] (0:12.03)							
Average Speed [km/h]	53.5	66.5	66.0	65.3	64.6	60.1							
Top Speed [km/h]	67.5	67.2	66.8	66.8	66.8	63.3							
Avg. Dist. to Rail [m]	4.7	2.1	1.6	0.5	1.9	2.2							
Avg. Stride Freq. [Hz]	2.4	2.4	2.4	2.4	2.3	2.2							
Avg. Stride Length [m]	6.0	7.5	7.8	7.6	7.6	7.4							





Horse/Jockey Name	Bohemian Lad
Final Rank	4
Fastest Section Time (Section)	0:10.83 (1000m)
Top Speed [km/h] (Section)	68.0 (1000m)
Race State	Finished

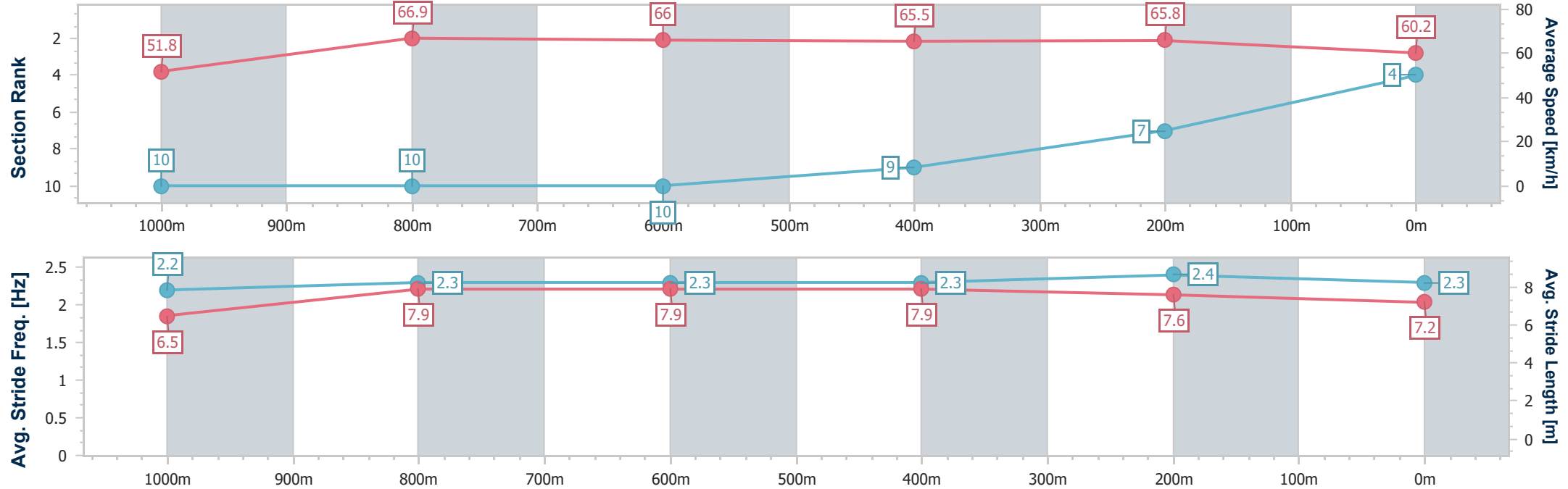


Eagle FarmProfessional  
Race 10: MAGIC MILLIONS QTIS BENCHMARK 85 Handicap -  
1200m  
20 December 2025 - 17:49  
Track Rating: Good 3, Weather: Fine, Rail Position: +3 metres  
Entire Course.



BRISBANE  
RACING CLUB

Section	Overall	1000m	800m	600m	400m	200m							
Section Times	1:09.68 [4] (0:13.91)	0:55.77 [10] (0:10.83)	0:44.94 [10] (0:10.98)	0:33.96 [10] (0:11.05)	0:22.91 [9] (0:10.95)	0:11.96 [7] (0:11.96)							
Average Speed [km/h]	51.8	66.9	66.0	65.5	65.8	60.2							
Top Speed [km/h]	67.2	68.0	66.8	66.3	67.8	64.0							
Avg. Dist. to Rail [m]	2.1	1.2	1.6	1.5	5.1	6.0							
Avg. Stride Freq. [Hz]	2.2	2.3	2.3	2.3	2.4	2.3							
Avg. Stride Length [m]	6.5	7.9	7.9	7.9	7.6	7.2							





Horse/Jockey Name	Safework
Final Rank	5
Fastest Section Time (Section)	0:10.95 (1000m)
Top Speed [km/h] (Section)	67.7 (Overall)
Race State	Finished

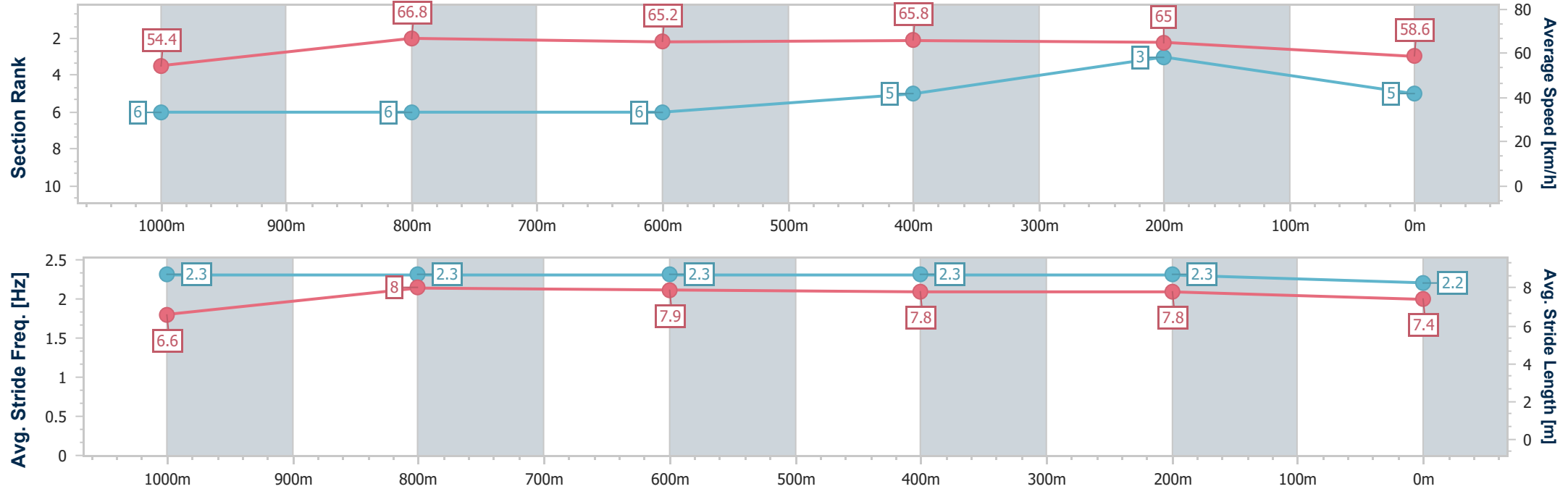


Eagle FarmProfessional  
Race 10: MAGIC MILLIONS QTIS BENCHMARK 85 Handicap - 1200m  
20 December 2025 - 17:49  
Track Rating: Good 3, Weather: Fine, Rail Position: +3 metres Entire Course.



BRISBANE  
RACING CLUB

Section	Overall	1000m	800m	600m	400m	200m								
Section Times	1:09.75 [5] (0:13.26)	0:56.49 [6] (0:10.95)	0:45.54 [6] (0:11.09)	0:34.45 [6] (0:11.07)	0:23.38 [5] (0:11.06)	0:12.32 [3] (0:12.32)								
Average Speed [km/h]	54.4	66.8	65.2	65.8	65.0	58.6								
Top Speed [km/h]	67.7	67.7	66.1	66.7	66.9	62.6								
Avg. Dist. to Rail [m]	3.8	2.8	1.5	2.5	6.5	5.5								
Avg. Stride Freq. [Hz]	2.3	2.3	2.3	2.3	2.3	2.2								
Avg. Stride Length [m]	6.6	8.0	7.9	7.8	7.8	7.4								







Horse/Jockey Name	Hatchet
Final Rank	6
Fastest Section Time (Section)	0:11.02 (1000m)
Top Speed [km/h] (Section)	66.5 (800m)
Race State	Finished

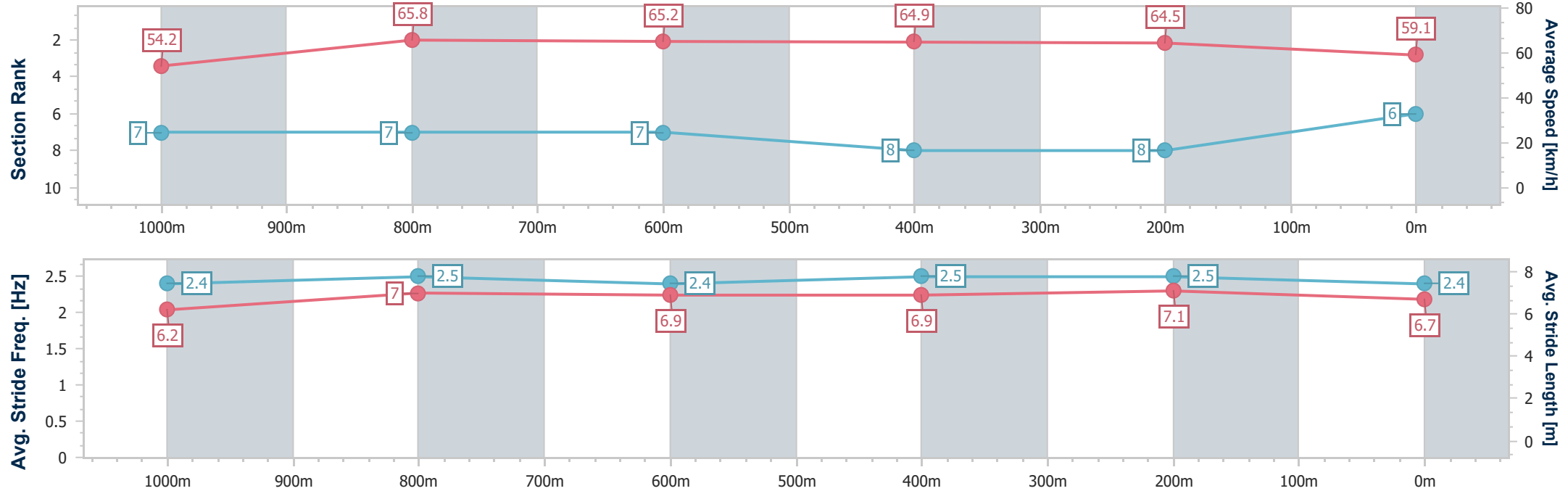


Eagle FarmProfessional  
Race 10: MAGIC MILLIONS QTIS BENCHMARK 85 Handicap - 1200m  
20 December 2025 - 17:49  
Track Rating: Good 3, Weather: Fine, Rail Position: +3 metres Entire Course.



BRISBANE  
RACING CLUB

Section	Overall	1000m	800m	600m	400m	200m							
Section Times	1:09.89 [6] (0:13.30)	0:56.59 [7] (0:11.02)	0:45.57 [7] (0:11.04)	0:34.53 [7] (0:11.21)	0:23.32 [8] (0:11.16)	0:12.16 [8] (0:12.16)							
Average Speed [km/h]	54.2	65.8	65.2	64.9	64.5	59.1							
Top Speed [km/h]	66.1	66.3	66.5	65.4	65.7	62.6							
Avg. Dist. to Rail [m]	1.0	1.2	0.3	1.9	2.9	1.5							
Avg. Stride Freq. [Hz]	2.4	2.5	2.4	2.5	2.5	2.4							
Avg. Stride Length [m]	6.2	7.0	6.9	6.9	7.1	6.7							





Horse/Jockey Name	Corfe Castle
Final Rank	7
Fastest Section Time (Section)	0:10.91 (1000m)
Top Speed [km/h] (Section)	69.7 (Overall)
Race State	Finished

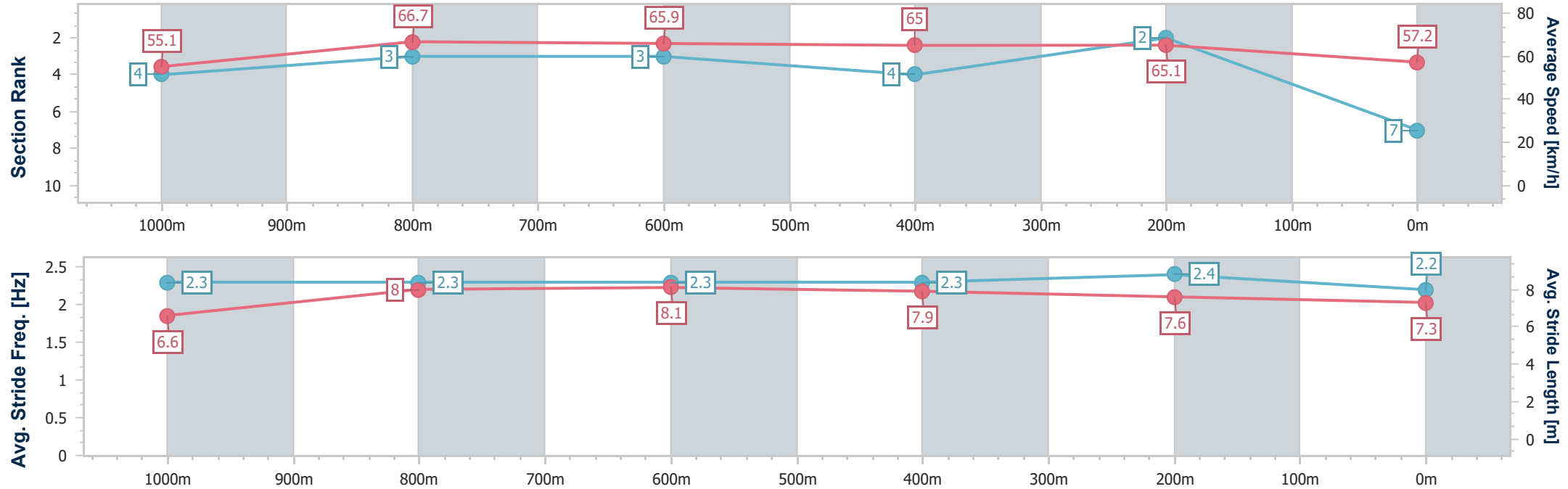


Eagle FarmProfessional  
Race 10: MAGIC MILLIONS QTIS BENCHMARK 85 Handicap - 1200m  
20 December 2025 - 17:49  
Track Rating: Good 3, Weather: Fine, Rail Position: +3 metres Entire Course.



BRISBANE  
RACING CLUB

Section	Overall	1000m	800m	600m	400m	200m							
Section Times	1:09.91 [7] (0:13.07)	0:56.84 [4] (0:10.91)	0:45.93 [3] (0:11.08)	0:34.85 [3] (0:11.23)	0:23.62 [4] (0:11.07)	0:12.55 [2] (0:12.55)							
Average Speed [km/h]	55.1	66.7	65.9	65.0	65.1	57.2							
Top Speed [km/h]	69.7	67.2	66.8	67.4	67.3	62.8							
Avg. Dist. to Rail [m]	2.6	2.7	3.1	2.4	3.1	3.1							
Avg. Stride Freq. [Hz]	2.3	2.3	2.3	2.3	2.4	2.2							
Avg. Stride Length [m]	6.6	8.0	8.1	7.9	7.6	7.3							





Horse/Jockey Name	Superalloy
Final Rank	8
Fastest Section Time (Section)	0:10.87 (1000m)
Top Speed [km/h] (Section)	68.9 (1000m)
Race State	Finished

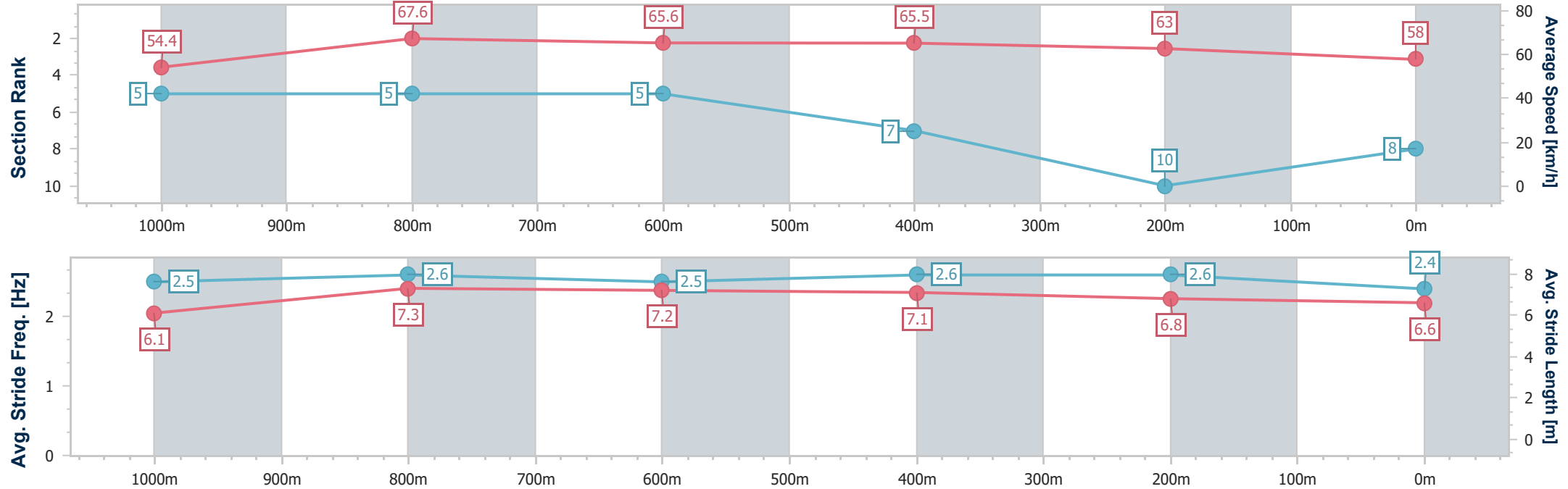


Eagle FarmProfessional  
Race 10: MAGIC MILLIONS QTIS BENCHMARK 85 Handicap - 1200m  
20 December 2025 - 17:49  
Track Rating: Good 3, Weather: Fine, Rail Position: +3 metres Entire Course.



BRISBANE  
RACING CLUB

Section	Overall	1000m	800m	600m	400m	200m							
Section Times	1:10.28 [8] (0:13.25)	0:57.03 [5] (0:10.87)	0:46.16 [5] (0:11.13)	0:35.03 [5] (0:11.23)	0:23.80 [7] (0:11.40)	0:12.40 [10] (0:12.40)							
Average Speed [km/h]	54.4	67.6	65.6	65.5	63.0	58.0							
Top Speed [km/h]	67.5	68.9	67.6	67.0	65.5	61.1							
Avg. Dist. to Rail [m]	7.0	3.5	2.8	4.6	8.8	6.9							
Avg. Stride Freq. [Hz]	2.5	2.6	2.5	2.6	2.6	2.4							
Avg. Stride Length [m]	6.1	7.3	7.2	7.1	6.8	6.6							





Horse/Jockey Name	Sailor's Secret
Final Rank	9
Fastest Section Time (Section)	0:10.68 (1000m)
Top Speed [km/h] (Section)	70.0 (1000m)
Race State	Finished

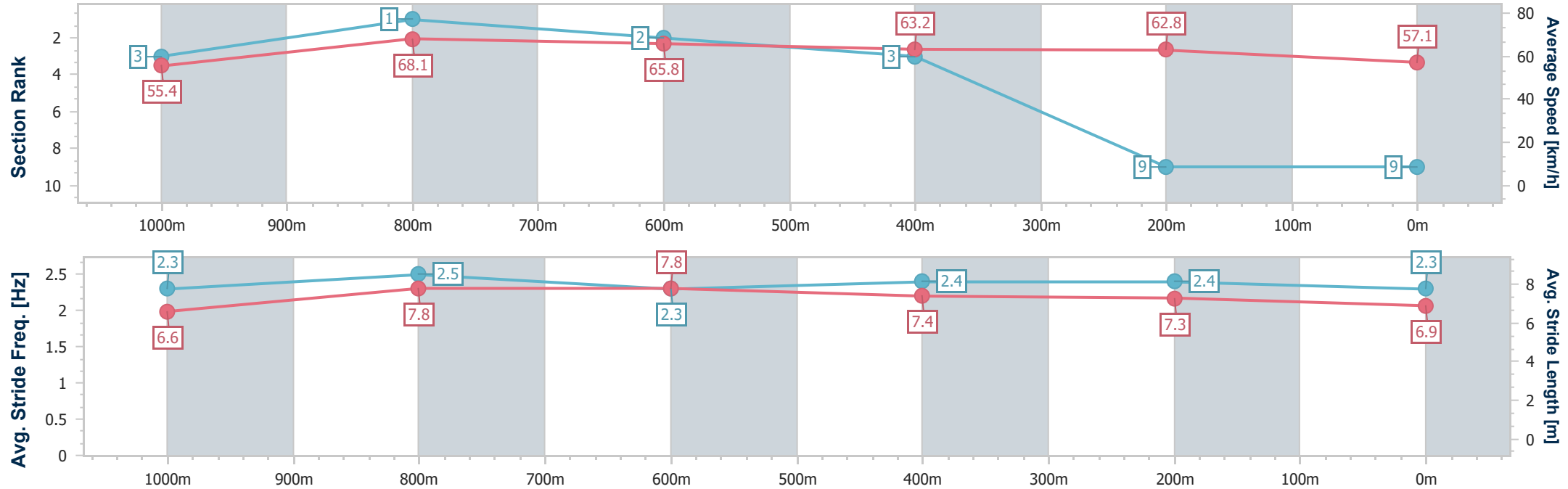


Eagle FarmProfessional  
Race 10: MAGIC MILLIONS QTIS BENCHMARK 85 Handicap - 1200m  
20 December 2025 - 17:49  
Track Rating: Good 3, Weather: Fine, Rail Position: +3 metres Entire Course.



BRISBANE  
RACING CLUB

Section	Overall	1000m	800m	600m	400m	200m							
Section Times	1:10.37 [9] (0:13.03)	0:57.34 [3] (0:10.68)	0:46.66 [1] (0:11.07)	0:35.59 [2] (0:11.49)	0:24.10 [3] (0:11.49)	0:12.61 [9] (0:12.61)							
Average Speed [km/h]	55.4	68.1	65.8	63.2	62.8	57.1							
Top Speed [km/h]	68.6	70.0	67.1	65.2	64.1	60.3							
Avg. Dist. to Rail [m]	5.1	2.5	1.7	2.6	5.1	4.5							
Avg. Stride Freq. [Hz]	2.3	2.5	2.3	2.4	2.4	2.3							
Avg. Stride Length [m]	6.6	7.8	7.8	7.4	7.3	6.9							





Horse/Jockey Name	Amore Veloce
Final Rank	10
Fastest Section Time (Section)	0:10.90 (1000m)
Top Speed [km/h] (Section)	70.1 (Overall)
Race State	Finished



Eagle FarmProfessional  
Race 10: MAGIC MILLIONS QTIS BENCHMARK 85 Handicap - 1200m  
20 December 2025 - 17:49  
Track Rating: Good 3, Weather: Fine, Rail Position: +3 metres Entire Course.



BRISBANE  
RACING CLUB

Section	Overall	1000m	800m	600m	400m	200m							
Section Times	1:10.94 [10] (0:12.84)	0:58.10 [1] (0:10.90)	0:47.20 [2] (0:11.01)	0:36.19 [1] (0:11.41)	0:24.78 [1] (0:11.49)	0:13.29 [5] (0:13.29)							
Average Speed [km/h]	56.1	66.6	65.5	63.2	62.7	54.3							
Top Speed [km/h]	70.1	69.2	68.1	64.7	63.9	59.9							
Avg. Dist. to Rail [m]	4.8	1.9	0.4	0.6	2.6	1.5							
Avg. Stride Freq. [Hz]	2.5	2.4	2.4	2.4	2.4	2.2							
Avg. Stride Length [m]	6.3	7.6	7.6	7.4	7.2	6.8							

