



Ladbrokes Cannon Park Professional
Race 1: M.A.D RACING QTIS Two-Year-Old Handicap - 950m
20 December 2025 - 13:37



Track Rating: Soft 5, Weather: Fine, Rail Position: True

Section						Overall	800m	600m	400m	200m	Last 600m				
Field Times						0:55.37 (0:10.08)	0:45.29 (0:10.39)	0:34.90 (0:10.96)	0:23.94 (0:11.51)	0:12.43 (0:12.43)	0:34.90				
Rank	TAB	Horse/Jockey	Barrier	Top Speed [km/h]	Fastest Section								Margin		
															Distance Travelled [m]
1	1	ALBERTA BOUND	1	69.9	0:10.11	0:55.37 [1]	0:45.26 [2]	0:34.90 [2]	0:23.94 [1]	0:12.43 [1]	0:55.37	0:34.90			
		Nathan Thomas		800m	Overall	(0:10.11)	(0:10.36)	(0:10.96)	(0:11.51)	(0:12.43)					
2	5	CHICA PODEROSA	7	70.4	0:10.08	0:56.13 [2]	0:46.05 [1]	0:35.66 [1]	0:24.43 [2]	0:12.52 [2]	4.46L	0:35.66 +3			
		Krysten Swaffer		800m	Overall	(0:10.08)	(0:10.39)	(0:11.23)	(0:11.91)	(0:12.52)					
3	6	SCARLENA	6	68.0	0:10.57	0:56.19 [3]	0:45.62 [6]	0:34.76 [6]	0:23.50 [5]	0:11.92 [4]	4.81L	0:34.76 -3			
		Jackson Murphy		600m	Overall	(0:10.57)	(0:10.86)	(0:11.26)	(0:11.58)	(0:11.92)					
4	9	RADIANT POWER	2	70.7	0:10.25	0:56.79 [4]	0:46.54 [3]	0:36.03 [3]	0:24.82 [3]	0:12.85 [3]	8.33L	0:36.03 -2			
		Wanderson D'Avila		800m	Overall	(0:10.25)	(0:10.51)	(0:11.21)	(0:11.97)	(0:12.85)					
5	3	WORTHY GEM	3	66.9	0:10.28	0:57.41 [5]	0:47.13 [4]	0:36.28 [4]	0:24.88 [4]	0:13.11 [5]	11.99L	0:36.28 +0			
		Sean Cormack		600m	Overall	(0:10.28)	(0:10.85)	(0:11.40)	(0:11.77)	(0:13.11)					
6	4	BETTA WIN	5	68.0	0:10.35	0:57.73 [6]	0:47.38 [5]	0:36.45 [5]	0:24.86 [6]	0:12.69 [6]	13.89L	0:36.45 +0			
		Rachel Shred		800m	Overall	(0:10.35)	(0:10.93)	(0:11.59)	(0:12.17)	(0:12.69)					
7	2	RAAR	4	66.0	0:10.82	0:58.43 [7]	0:47.61 [7]	0:36.53 [7]	0:25.14 [7]	0:13.22 [7]	18.02L	0:36.53 -2			
		Ryan Wiggins		800m	Overall	(0:10.82)	(0:11.08)	(0:11.39)	(0:11.92)	(0:13.22)					

Scratched: Whispers Of Ziaan (#7), Red Light Power (#8)



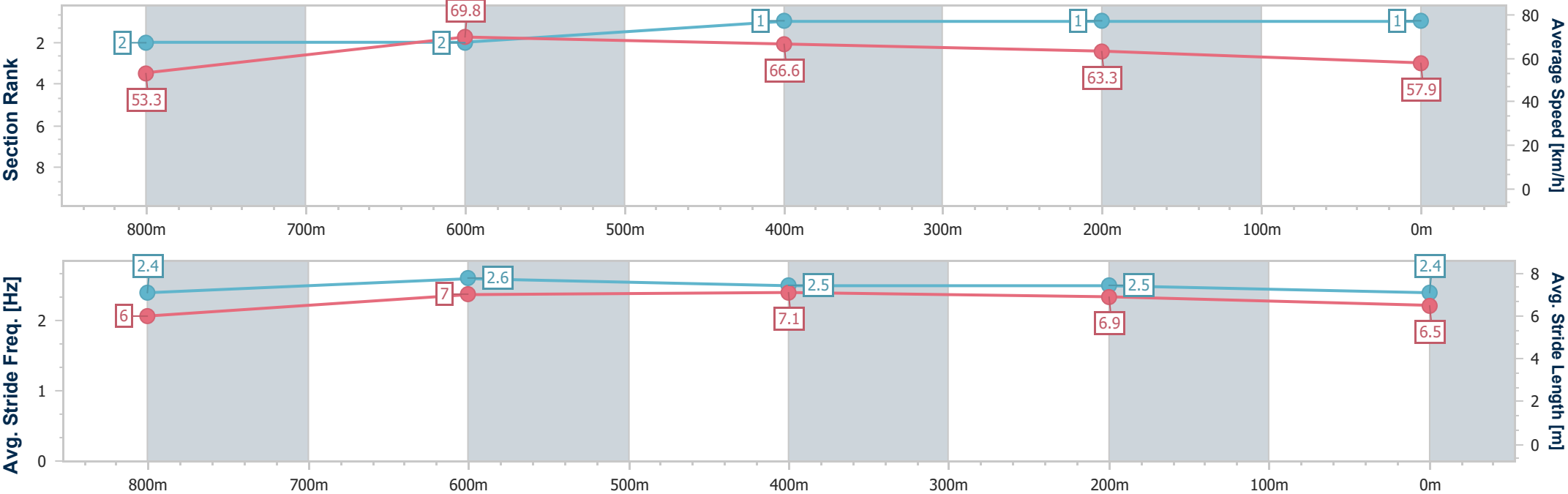
Horse/Jockey Name	Alberta Bound
Final Rank	1
Fastest Section Time (Section)	0:10.11 (Overall)
Top Speed [km/h] (Section)	69.9 (800m)
Race State	Finished



Ladbrokes Cannon ParkProfessional
Race 1: M.A.D RACING QTIS Two-Year-Old Handicap - 950m
20 December 2025 - 13:37
Track Rating: Soft 5, Weather: Fine, Rail Position: True



Section	Overall	800m	600m	400m	200m															
Section Times	0:55.37 [1] (0:10.11)	0:45.26 [2] (0:10.36)	0:34.90 [2] (0:10.96)	0:23.94 [1] (0:11.51)	0:12.43 [1] (0:12.43)															
Average Speed [km/h]	53.3	69.8	66.6	63.3	57.9															
Top Speed [km/h]	69.4	69.9	68.6	65.0	61.4															
Avg. Dist. to Rail [m]	3.5	2.3	2.3	5.4	6.5															
Avg. Stride Freq. [Hz]	2.4	2.6	2.5	2.5	2.4															
Avg. Stride Length [m]	6.0	7.0	7.1	6.9	6.5															





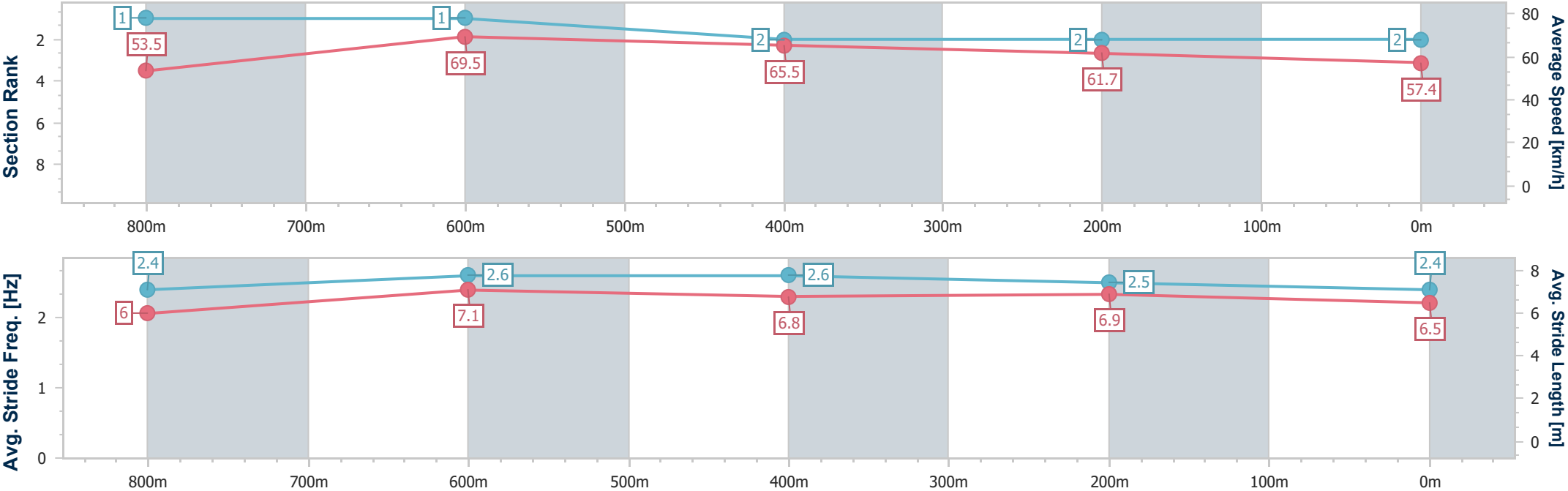
Horse/Jockey Name	Chica Poderosa
Final Rank	2
Fastest Section Time (Section)	0:10.08 (Overall)
Top Speed [km/h] (Section)	70.4 (800m)
Race State	Finished



Ladbrokes Cannon ParkProfessional
Race 1: M.A.D RACING QTIS Two-Year-Old Handicap - 950m
20 December 2025 - 13:37
Track Rating: Soft 5, Weather: Fine, Rail Position: True



Section	Overall	800m	600m	400m	200m														
Section Times	0:56.13 [2] (0:10.08)	0:46.05 [1] (0:10.39)	0:35.66 [1] (0:11.23)	0:24.43 [2] (0:11.91)	0:12.52 [2] (0:12.52)														
Average Speed [km/h]	53.5	69.5	65.5	61.7	57.4														
Top Speed [km/h]	67.8	70.4	68.8	63.4	60.1														
Avg. Dist. to Rail [m]	8.5	4.9	3.1	6.7	7.1														
Avg. Stride Freq. [Hz]	2.4	2.6	2.6	2.5	2.4														
Avg. Stride Length [m]	6.0	7.1	6.8	6.9	6.5														





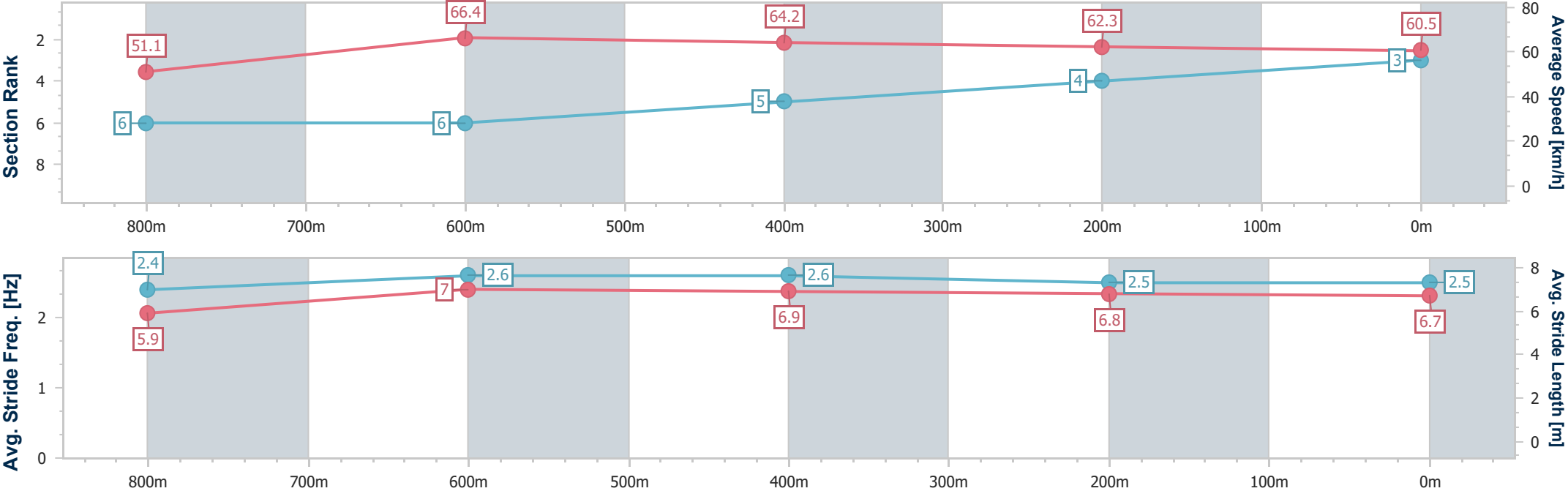
Horse/Jockey Name	Scarlenna
Final Rank	3
Fastest Section Time (Section)	0:10.57 (Overall)
Top Speed [km/h] (Section)	68.0 (600m)
Race State	Finished



Ladbrokes Cannon ParkProfessional
Race 1: M.A.D RACING QTIS Two-Year-Old Handicap - 950m
20 December 2025 - 13:37
Track Rating: Soft 5, Weather: Fine, Rail Position: True



Section	Overall	800m	600m	400m	200m															
Section Times	0:56.19 [3] (0:10.57)	0:45.62 [6] (0:10.86)	0:34.76 [6] (0:11.26)	0:23.50 [5] (0:11.58)	0:11.92 [4] (0:11.92)															
Average Speed [km/h]	51.1	66.4	64.2	62.3	60.5															
Top Speed [km/h]	66.9	67.3	68.0	63.4	62.2															
Avg. Dist. to Rail [m]	5.7	1.3	0.8	3.3	6.3															
Avg. Stride Freq. [Hz]	2.4	2.6	2.6	2.5	2.5															
Avg. Stride Length [m]	5.9	7.0	6.9	6.8	6.7															



[] Ranking at each section and finish
-.-.- No data available at this section
NA No data available



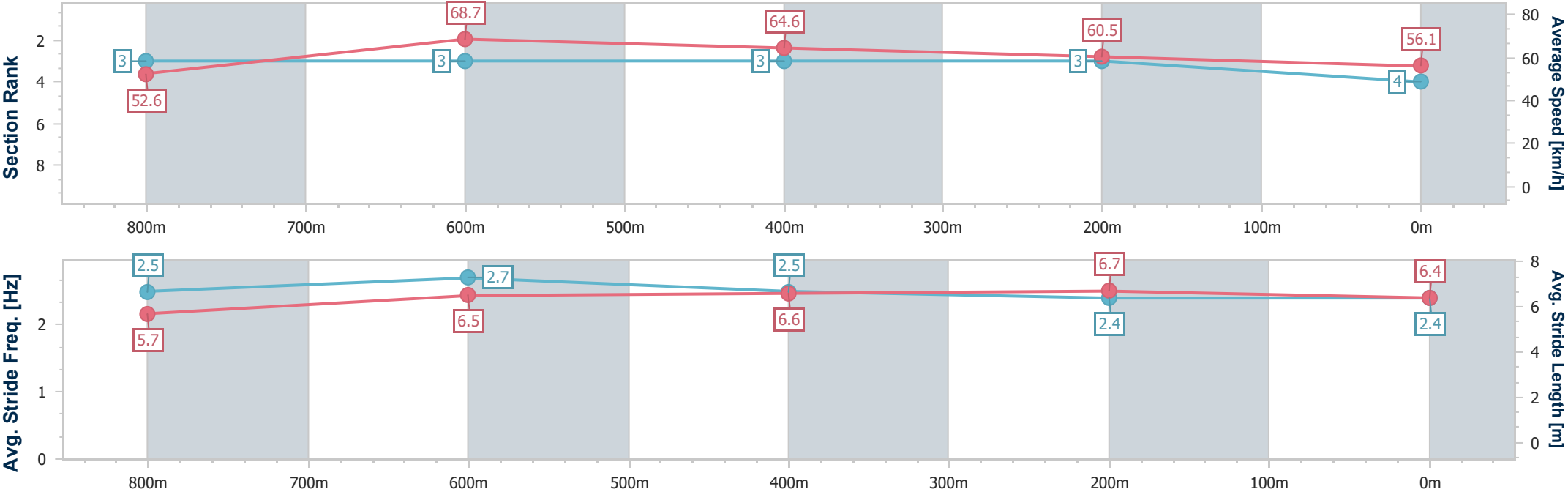
Horse/Jockey Name	Radiant Power
Final Rank	4
Fastest Section Time (Section)	0:10.25 (Overall)
Top Speed [km/h] (Section)	70.7 (800m)
Race State	Finished



Ladbrokes Cannon ParkProfessional
Race 1: M.A.D RACING QTIS Two-Year-Old Handicap - 950m
20 December 2025 - 13:37
Track Rating: Soft 5, Weather: Fine, Rail Position: True



Section	Overall	800m	600m	400m	200m										
Section Times	0:56.79 [4] (0:10.25)	0:46.54 [3] (0:10.51)	0:36.03 [3] (0:11.21)	0:24.82 [3] (0:11.97)	0:12.85 [3] (0:12.85)										
Average Speed [km/h]	52.6	68.7	64.6	60.5	56.1										
Top Speed [km/h]	68.0	70.7	68.2	62.6	58.4										
Avg. Dist. to Rail [m]	4.2	2.7	1.4	2.1	3.4										
Avg. Stride Freq. [Hz]	2.5	2.7	2.5	2.4	2.4										
Avg. Stride Length [m]	5.7	6.5	6.6	6.7	6.4										





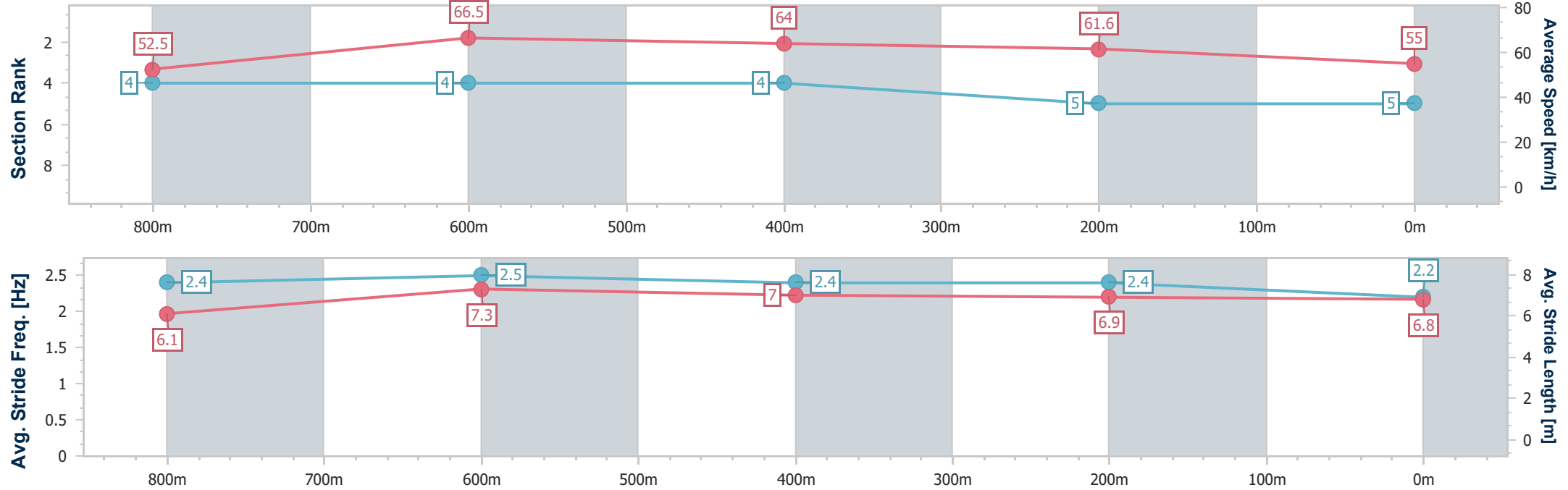
Horse/Jockey Name	Worthy Gem
Final Rank	5
Fastest Section Time (Section)	0:10.28 (Overall)
Top Speed [km/h] (Section)	66.9 (600m)
Race State	Finished



Ladbrokes Cannon ParkProfessional
Race 1: M.A.D RACING QTIS Two-Year-Old Handicap - 950m
20 December 2025 - 13:37
Track Rating: Soft 5, Weather: Fine, Rail Position: True



Section	Overall	800m	600m	400m	200m															
Section Times	0:57.41 [5] (0:10.28)	0:47.13 [4] (0:10.85)	0:36.28 [4] (0:11.40)	0:24.88 [4] (0:11.77)	0:13.11 [5] (0:13.11)															
Average Speed [km/h]	52.5	66.5	64.0	61.6	55.0															
Top Speed [km/h]	66.4	66.9	66.9	62.6	59.3															
Avg. Dist. to Rail [m]	5.4	4.4	2.4	4.7	5.9															
Avg. Stride Freq. [Hz]	2.4	2.5	2.4	2.4	2.2															
Avg. Stride Length [m]	6.1	7.3	7.0	6.9	6.8															





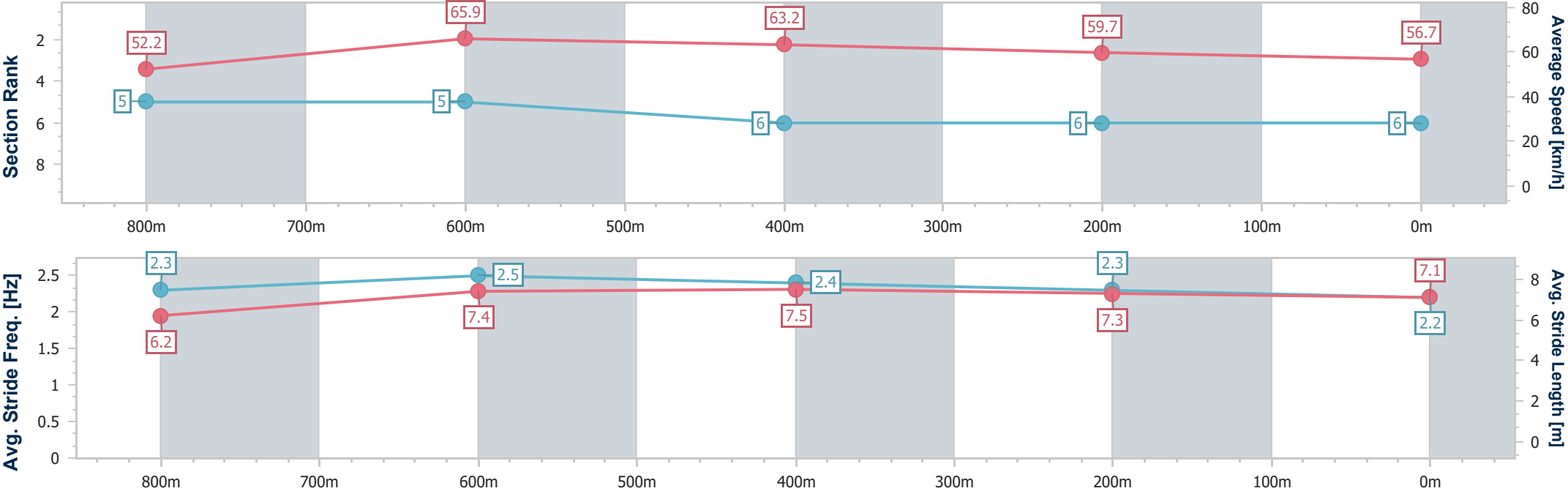
Horse/Jockey Name	Betta Win
Final Rank	6
Fastest Section Time (Section)	0:10.35 (Overall)
Top Speed [km/h] (Section)	68.0 (800m)
Race State	Finished

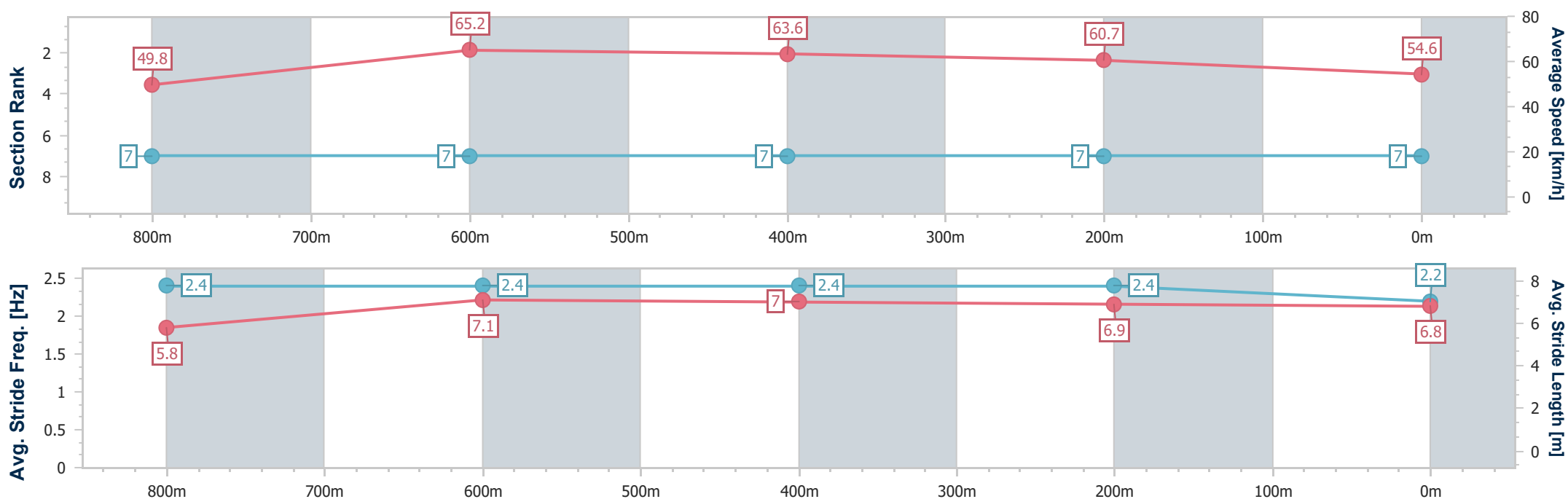
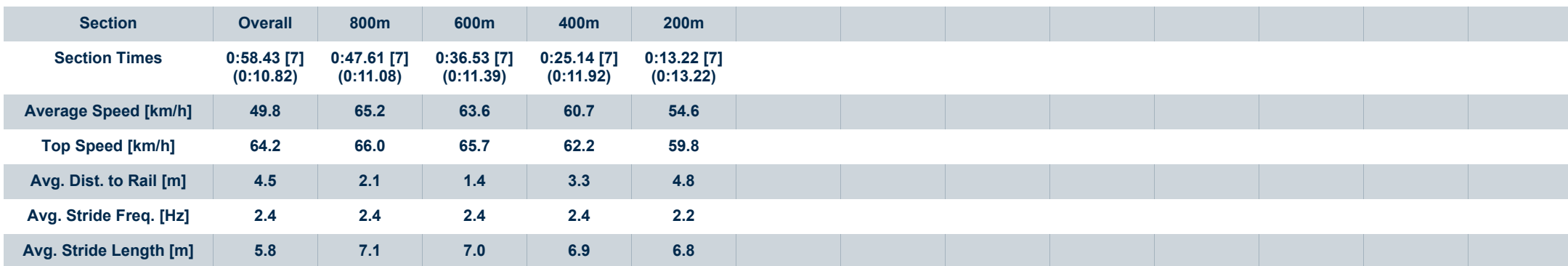
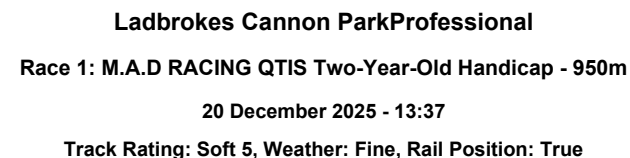
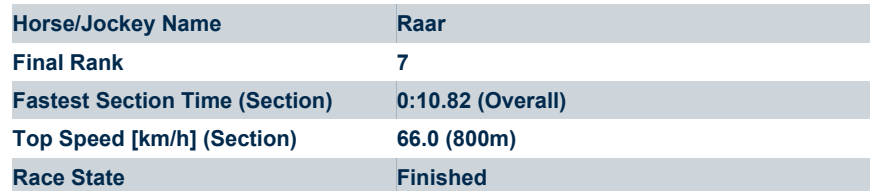


Ladbrokes Cannon ParkProfessional
Race 1: M.A.D RACING QTIS Two-Year-Old Handicap - 950m
20 December 2025 - 13:37
Track Rating: Soft 5, Weather: Fine, Rail Position: True



Section	Overall	800m	600m	400m	200m															
Section Times	0:57.73 [6] (0:10.35)	0:47.38 [5] (0:10.93)	0:36.45 [5] (0:11.59)	0:24.86 [6] (0:12.17)	0:12.69 [6] (0:12.69)															
Average Speed [km/h]	52.2	65.9	63.2	59.7	56.7															
Top Speed [km/h]	68.0	68.0	66.6	61.3	58.6															
Avg. Dist. to Rail [m]	5.9	4.8	3.3	2.7	2.9															
Avg. Stride Freq. [Hz]	2.3	2.5	2.4	2.3	2.2															
Avg. Stride Length [m]	6.2	7.4	7.5	7.3	7.1															







Ladbroke's Cannon Park Professional
Race 2: COOPER RACING Maiden Plate - 950m
20 December 2025 - 14:13



Track Rating: Soft 5, Weather: Fine, Rail Position: True

Section						Overall	800m	600m	400m	200m	Last 600m			
Field Times						0:55.86 (0:10.17)	0:45.69 (0:10.46)	0:35.23 (0:10.99)	0:24.24 (0:11.74)	0:12.50 (0:12.50)	0:35.23			
Rank	TAB	Horse/Jockey	Barrier	Top Speed [km/h]	Fastest Section							Margin		
													Distance Travelled [m]	
1	9	ADAJ	2	69.0	0:10.60	0:55.86 [1]	0:45.19 [9]	0:34.59 [8]	0:23.53 [7]	0:12.09 [6]	0:55.86	0:34.59		
		Ivo Fry		800m	800m	(0:10.67)	(0:10.60)	(0:11.06)	(0:11.44)	(0:12.09)				
2	11	MINNIE VEGAS	10	69.4	0:10.21	0:55.91 [2]	0:45.70 [3]	0:35.28 [3]	0:24.20 [3]	0:12.55 [1]	0.25L	0:35.28		
		Krysten Swaffer		800m	Overall	(0:10.21)	(0:10.42)	(0:11.08)	(0:11.65)	(0:12.55)				
3	4	MIDDLE CHILD	11	71.0	0:10.37	0:55.91 [3]	0:45.54 [4]	0:35.07 [4]	0:24.04 [4]	0:12.37 [3]	0.26L	0:35.07		
		Wanderson D'Avila		800m	Overall	(0:10.37)	(0:10.47)	(0:11.03)	(0:11.67)	(0:12.37)				
4	6	SILVERTURN	9	69.4	0:10.17	0:55.98 [4]	0:45.81 [1]	0:35.35 [1]	0:24.36 [1]	0:12.62 [2]	0.67L	0:35.35		
		Rachel Shred		800m	Overall	(0:10.17)	(0:10.46)	(0:10.99)	(0:11.74)	(0:12.62)				
5	14	NIVEN	4	69.1	0:10.61	0:56.08 [5]	0:45.27 [12]	0:34.66 [10]	0:23.46 [11]	0:11.93 [10]	1.28L	0:34.66		
		Ryan Wiggins		800m	800m	(0:10.81)	(0:10.61)	(0:11.20)	(0:11.53)	(0:11.93)				
6	1	HERE'S MASON	1	70.2	0:10.50	0:56.18 [6]	0:45.68 [6]	0:35.17 [6]	0:24.25 [5]	0:12.52 [4]	1.86L	0:35.17		
		Ashley Butler		800m	Overall	(0:10.50)	(0:10.51)	(0:10.92)	(0:11.73)	(0:12.52)				
7	8	WEBS	6	68.9	0:10.63	0:56.22 [7]	0:45.58 [8]	0:34.95 [9]	0:23.77 [8]	0:12.14 [8]	2.1L	0:34.95		
		Shane McGovern		600m	800m	(0:10.64)	(0:10.63)	(0:11.18)	(0:11.63)	(0:12.14)				
8	2	ESSAY WINE	3	68.3	0:10.80	0:56.25 [8]	0:45.45 [11]	0:34.62 [12]	0:23.67 [10]	0:12.16 [9]	2.3L	0:34.62		
		Lauren Guernier		600m	Overall	(0:10.80)	(0:10.83)	(0:10.95)	(0:11.51)	(0:12.16)				
9	7	VOLARE	8	69.1	0:10.47	0:56.36 [9]	0:45.57 [10]	0:35.10 [7]	0:23.90 [9]	0:12.18 [11]	2.93L	0:35.10		
		Nathan Thomas		800m	800m	(0:10.79)	(0:10.47)	(0:11.20)	(0:11.72)	(0:12.18)				
10	5	MISSIN' DE QUO	12	71.3	0:10.43	0:56.68 [10]	0:46.25 [5]	0:35.72 [5]	0:24.54 [6]	0:12.70 [7]	4.83L	0:35.72		
		Chris Meehan		800m	Overall	(0:10.43)	(0:10.53)	(0:11.18)	(0:11.84)	(0:12.70)				

Scratched: Confiserie (#17), She's A Sweet Star (#12), Magic Tyla (#13), Omnipresent (#15), Mind Over Matter (#16)



Ladbrokes Cannon Park Professional
Race 2: COOPER RACING Maiden Plate - 950m
20 December 2025 - 14:13



Track Rating: Soft 5, Weather: Fine, Rail Position: True

Section					Overall	800m	600m	400m	200m	Last 600m			
Field Times					0:55.86 (0:10.17)	0:45.69 (0:10.46)	0:35.23 (0:10.99)	0:24.24 (0:11.74)	0:12.50 (0:12.50)	0:35.23			
Rank	TAB	Horse/Jockey	Barrier	Top Speed [km/h]	Fastest Section						Margin	Distance Travelled [m]	
11	10	LIGHT MY LIFE	5	67.3	0:10.63	0:56.99 [11]	0:46.36 [7]	0:35.50 [11]	0:24.04 [12]	0:12.17 [12]	6.65L	0:35.50	+3
		Sean Cormack		800m	Overall	(0:10.63)	(0:10.86)	(0:11.46)	(0:11.87)	(0:12.17)			
12	3	MACY THE ACE	7	71.0	0:10.19	0:57.33 [12]	0:47.14 [2]	0:36.70 [2]	0:25.63 [2]	0:13.59 [5]	8.62L	0:36.70	+0
		Lacey Morrison		800m	Overall	(0:10.19)	(0:10.44)	(0:11.07)	(0:12.04)	(0:13.59)			

Scratched: Confiserie (#17), She's A Sweet Star (#12), Magic Tyla (#13), Omnipresent (#15), Mind Over Matter (#16)



Horse/Jockey Name	Adaj
Final Rank	1
Fastest Section Time (Section)	0:10.60 (800m)
Top Speed [km/h] (Section)	69.0 (800m)
Race State	Finished



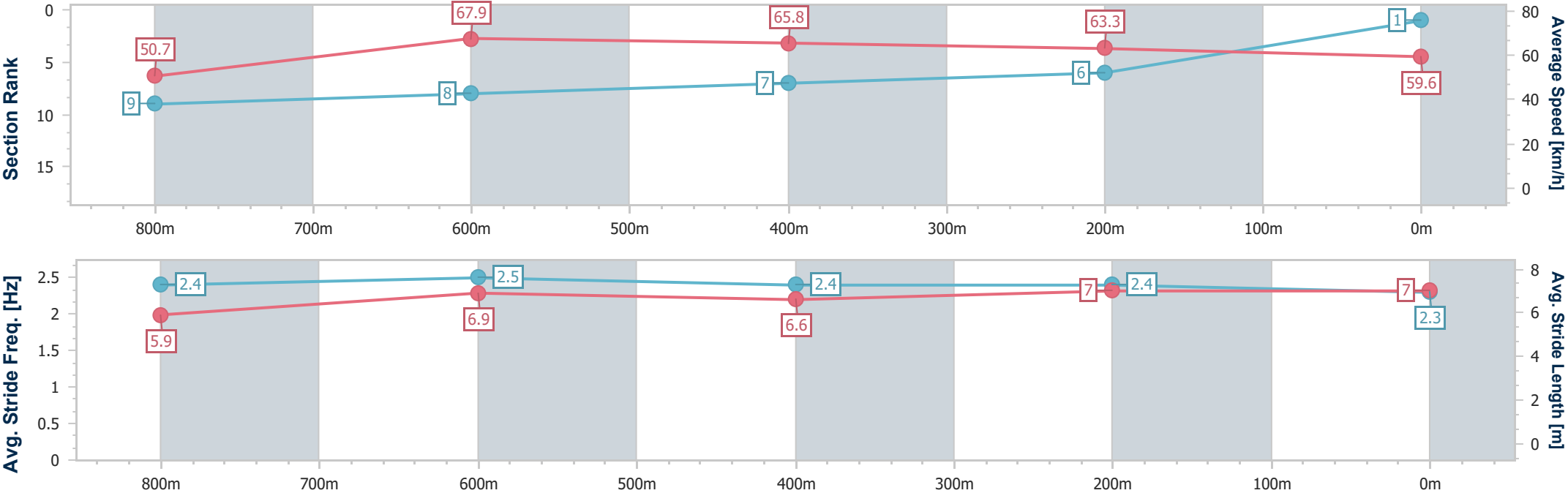
Ladbrokes Cannon ParkProfessional
Race 2: COOPER RACING Maiden Plate - 950m

20 December 2025 - 14:13

Track Rating: Soft 5, Weather: Fine, Rail Position: True



Section	Overall	800m	600m	400m	200m														
Section Times	0:55.86 [1] (0:10.67)	0:45.19 [9] (0:10.60)	0:34.59 [8] (0:11.06)	0:23.53 [7] (0:11.44)	0:12.09 [6] (0:12.09)														
Average Speed [km/h]	50.7	67.9	65.8	63.3	59.6														
Top Speed [km/h]	66.4	69.0	68.1	63.9	62.3														
Avg. Dist. to Rail [m]	3.6	1.0	1.6	4.0	7.0														
Avg. Stride Freq. [Hz]	2.4	2.5	2.4	2.4	2.3														
Avg. Stride Length [m]	5.9	6.9	6.6	7.0	7.0														



[] Ranking at each section and finish
-.-.- No data available at this section
NA No data available



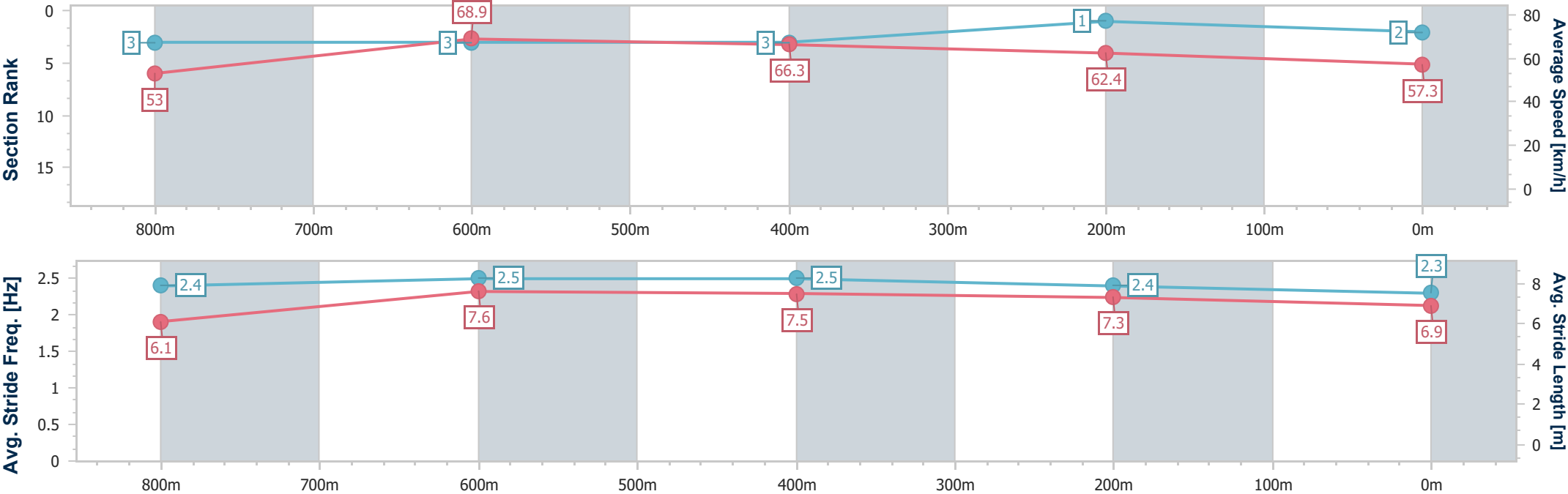
Horse/Jockey Name	Minnie Vegas
Final Rank	2
Fastest Section Time (Section)	0:10.21 (Overall)
Top Speed [km/h] (Section)	69.4 (800m)
Race State	Finished



Ladbrokes Cannon ParkProfessional
Race 2: COOPER RACING Maiden Plate - 950m
20 December 2025 - 14:13
Track Rating: Soft 5, Weather: Fine, Rail Position: True



Section	Overall	800m	600m	400m	200m										
Section Times	0:55.91 [2] (0:10.21)	0:45.70 [3] (0:10.42)	0:35.28 [3] (0:11.08)	0:24.20 [3] (0:11.65)	0:12.55 [1] (0:12.55)										
Average Speed [km/h]	53.0	68.9	66.3	62.4	57.3										
Top Speed [km/h]	68.9	69.4	68.2	64.7	60.6										
Avg. Dist. to Rail [m]	9.8	3.4	3.0	4.1	5.3										
Avg. Stride Freq. [Hz]	2.4	2.5	2.5	2.4	2.3										
Avg. Stride Length [m]	6.1	7.6	7.5	7.3	6.9										



[] Ranking at each section and finish
-.-.- No data available at this section
NA No data available



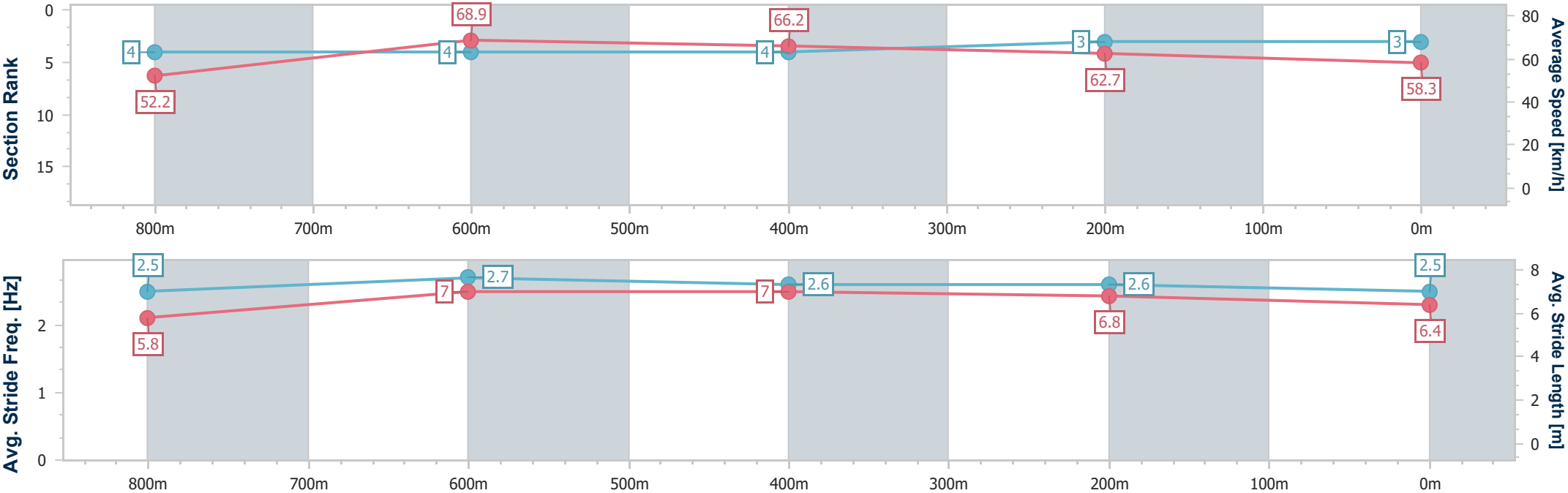
Horse/Jockey Name	Middle Child
Final Rank	3
Fastest Section Time (Section)	0:10.37 (Overall)
Top Speed [km/h] (Section)	71.0 (800m)
Race State	Finished



Ladbrokes Cannon ParkProfessional
Race 2: COOPER RACING Maiden Plate - 950m
20 December 2025 - 14:13
Track Rating: Soft 5, Weather: Fine, Rail Position: True



Section	Overall	800m	600m	400m	200m														
Section Times	0:55.91 [3] (0:10.37)	0:45.54 [4] (0:10.47)	0:35.07 [4] (0:11.03)	0:24.04 [4] (0:11.67)	0:12.37 [3] (0:12.37)														
Average Speed [km/h]	52.2	68.9	66.2	62.7	58.3														
Top Speed [km/h]	69.7	71.0	68.0	64.5	61.3														
Avg. Dist. to Rail [m]	11.0	3.3	2.5	5.6	5.5														
Avg. Stride Freq. [Hz]	2.5	2.7	2.6	2.6	2.5														
Avg. Stride Length [m]	5.8	7.0	7.0	6.8	6.4														



[] Ranking at each section and finish
-.-.- No data available at this section
NA No data available



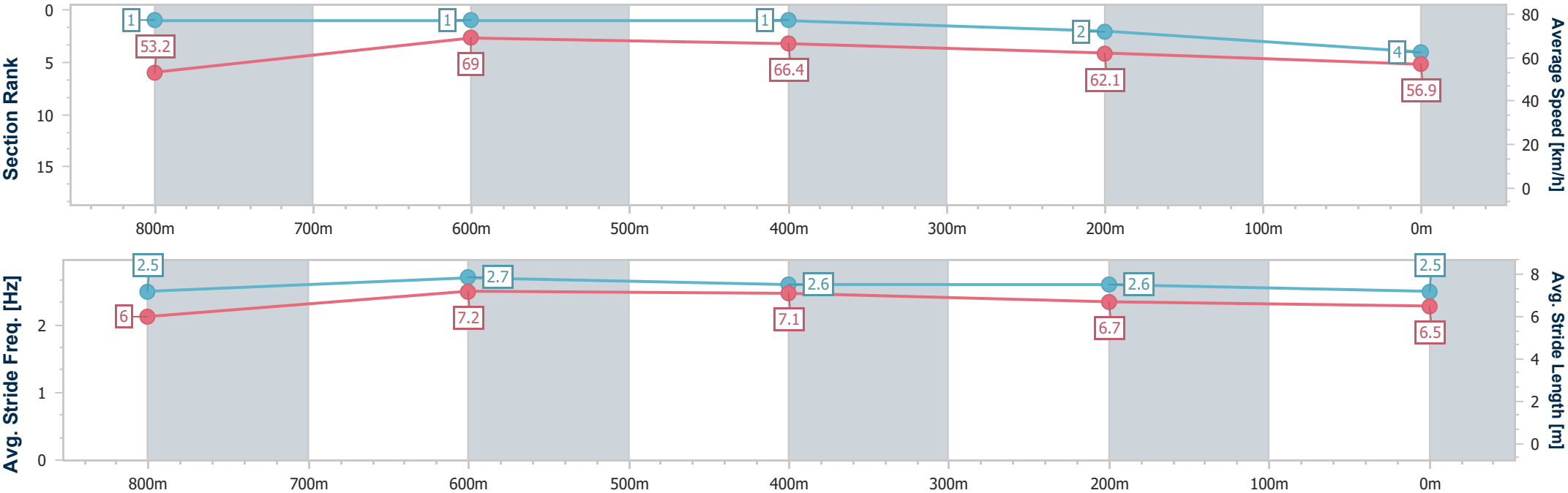
Horse/Jockey Name	Silverturn
Final Rank	4
Fastest Section Time (Section)	0:10.17 (Overall)
Top Speed [km/h] (Section)	69.4 (800m)
Race State	Finished



Ladbrokes Cannon ParkProfessional
Race 2: COOPER RACING Maiden Plate - 950m
20 December 2025 - 14:13
Track Rating: Soft 5, Weather: Fine, Rail Position: True



Section	Overall	800m	600m	400m	200m										
Section Times	0:55.98 [4] (0:10.17)	0:45.81 [1] (0:10.46)	0:35.35 [1] (0:10.99)	0:24.36 [1] (0:11.74)	0:12.62 [2] (0:12.62)										
Average Speed [km/h]	53.2	69.0	66.4	62.1	56.9										
Top Speed [km/h]	68.1	69.4	68.9	65.4	60.7										
Avg. Dist. to Rail [m]	9.7	1.7	2.2	4.9	5.8										
Avg. Stride Freq. [Hz]	2.5	2.7	2.6	2.6	2.5										
Avg. Stride Length [m]	6.0	7.2	7.1	6.7	6.5										



[] Ranking at each section and finish
-.-.- No data available at this section
NA No data available



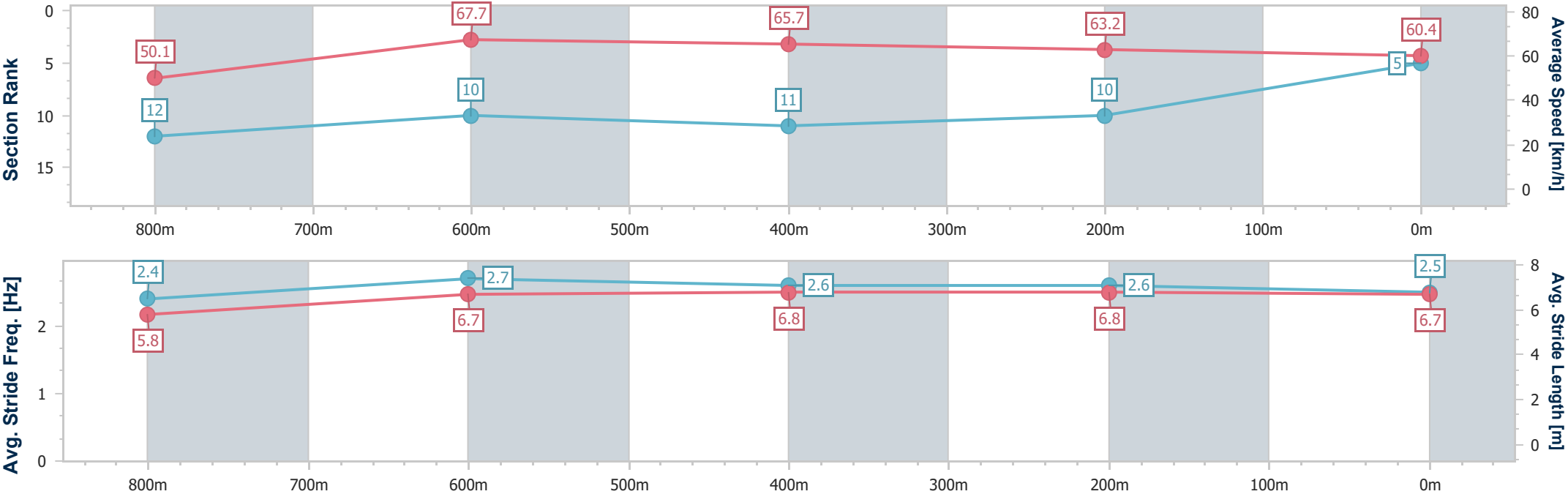
Horse/Jockey Name	Niven
Final Rank	5
Fastest Section Time (Section)	0:10.61 (800m)
Top Speed [km/h] (Section)	69.1 (800m)
Race State	Finished



Ladbrokes Cannon ParkProfessional
Race 2: COOPER RACING Maiden Plate - 950m
20 December 2025 - 14:13
Track Rating: Soft 5, Weather: Fine, Rail Position: True



Section	Overall	800m	600m	400m	200m														
Section Times	0:56.08 [5] (0:10.81)	0:45.27 [12] (0:10.61)	0:34.66 [10] (0:11.20)	0:23.46 [11] (0:11.53)	0:11.93 [10] (0:11.93)														
Average Speed [km/h]	50.1	67.7	65.7	63.2	60.4														
Top Speed [km/h]	67.3	69.1	68.0	65.1	62.3														
Avg. Dist. to Rail [m]	5.1	2.8	3.2	5.7	8.6														
Avg. Stride Freq. [Hz]	2.4	2.7	2.6	2.6	2.5														
Avg. Stride Length [m]	5.8	6.7	6.8	6.8	6.7														





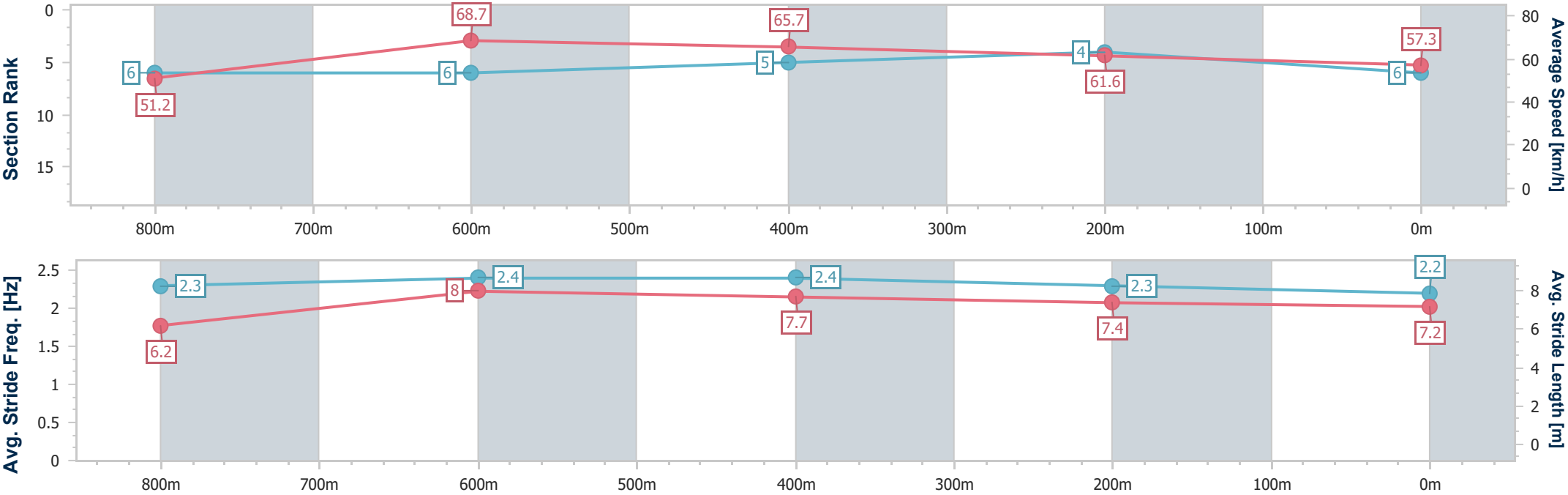
Horse/Jockey Name	Here's Mason
Final Rank	6
Fastest Section Time (Section)	0:10.50 (Overall)
Top Speed [km/h] (Section)	70.2 (800m)
Race State	Finished



Ladbrokes Cannon ParkProfessional
Race 2: COOPER RACING Maiden Plate - 950m
20 December 2025 - 14:13
Track Rating: Soft 5, Weather: Fine, Rail Position: True



Section	Overall	800m	600m	400m	200m															
Section Times	0:56.18 [6] (0:10.50)	0:45.68 [6] (0:10.51)	0:35.17 [6] (0:10.92)	0:24.25 [5] (0:11.73)	0:12.52 [4] (0:12.52)															
Average Speed [km/h]	51.2	68.7	65.7	61.6	57.3															
Top Speed [km/h]	66.3	70.2	68.5	63.9	59.9															
Avg. Dist. to Rail [m]	1.4	0.4	0.3	1.4	4.4															
Avg. Stride Freq. [Hz]	2.3	2.4	2.4	2.3	2.2															
Avg. Stride Length [m]	6.2	8.0	7.7	7.4	7.2															



- [] Ranking at each section and finish
- .-.- No data available at this section
- NA No data available



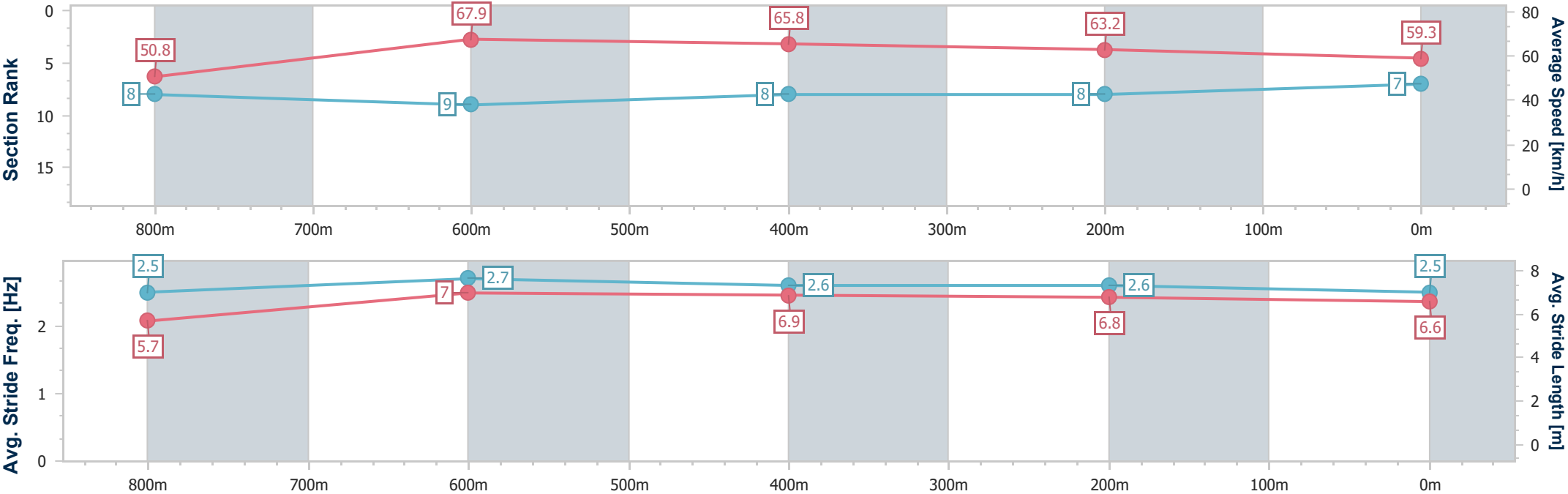
Horse/Jockey Name	Webs
Final Rank	7
Fastest Section Time (Section)	0:10.63 (800m)
Top Speed [km/h] (Section)	68.9 (600m)
Race State	Finished



Ladbrokes Cannon ParkProfessional
Race 2: COOPER RACING Maiden Plate - 950m
20 December 2025 - 14:13
Track Rating: Soft 5, Weather: Fine, Rail Position: True



Section	Overall	800m	600m	400m	200m															
Section Times	0:56.22 [7] (0:10.64)	0:45.58 [8] (0:10.63)	0:34.95 [9] (0:11.18)	0:23.77 [8] (0:11.63)	0:12.14 [8] (0:12.14)															
Average Speed [km/h]	50.8	67.9	65.8	63.2	59.3															
Top Speed [km/h]	66.8	68.9	68.9	63.6	62.4															
Avg. Dist. to Rail [m]	4.2	1.6	3.7	8.4	9.7															
Avg. Stride Freq. [Hz]	2.5	2.7	2.6	2.6	2.5															
Avg. Stride Length [m]	5.7	7.0	6.9	6.8	6.6															





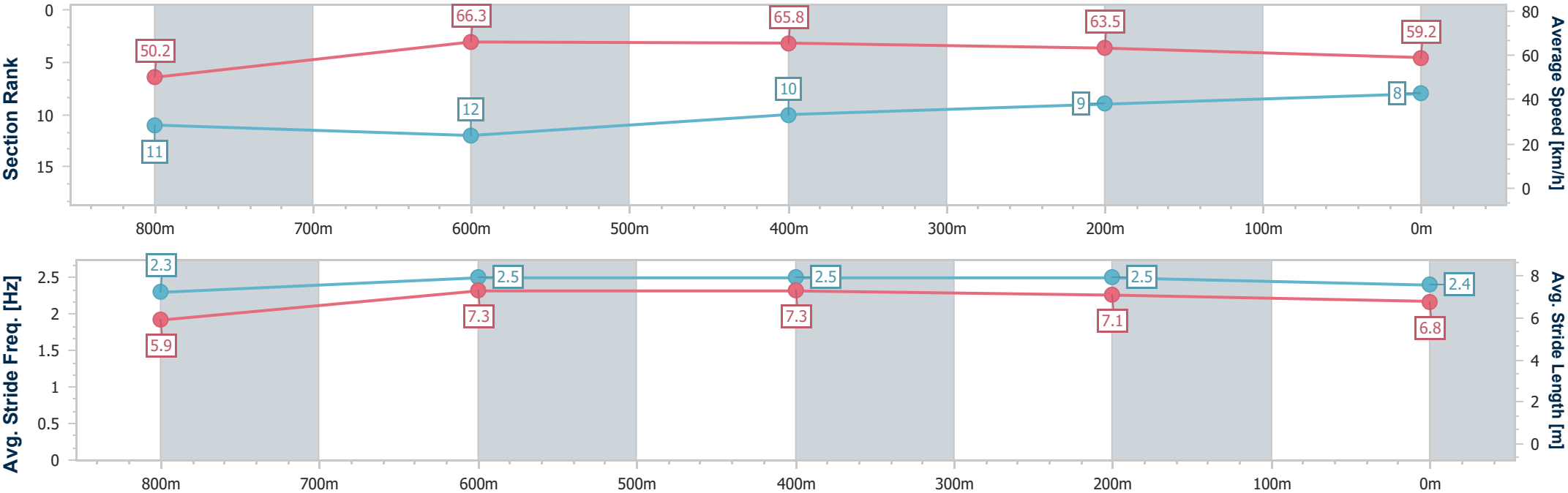
Horse/Jockey Name	Essay Wine
Final Rank	8
Fastest Section Time (Section)	0:10.80 (Overall)
Top Speed [km/h] (Section)	68.3 (600m)
Race State	Finished



Ladbrokes Cannon ParkProfessional
Race 2: COOPER RACING Maiden Plate - 950m
20 December 2025 - 14:13
Track Rating: Soft 5, Weather: Fine, Rail Position: True



Section	Overall	800m	600m	400m	200m														
Section Times	0:56.25 [8] (0:10.80)	0:45.45 [11] (0:10.83)	0:34.62 [12] (0:10.95)	0:23.67 [10] (0:11.51)	0:12.16 [9] (0:12.16)														
Average Speed [km/h]	50.2	66.3	65.8	63.5	59.2														
Top Speed [km/h]	65.1	67.5	68.3	64.9	62.3														
Avg. Dist. to Rail [m]	3.7	0.4	0.9	5.1	6.1														
Avg. Stride Freq. [Hz]	2.3	2.5	2.5	2.5	2.4														
Avg. Stride Length [m]	5.9	7.3	7.3	7.1	6.8														





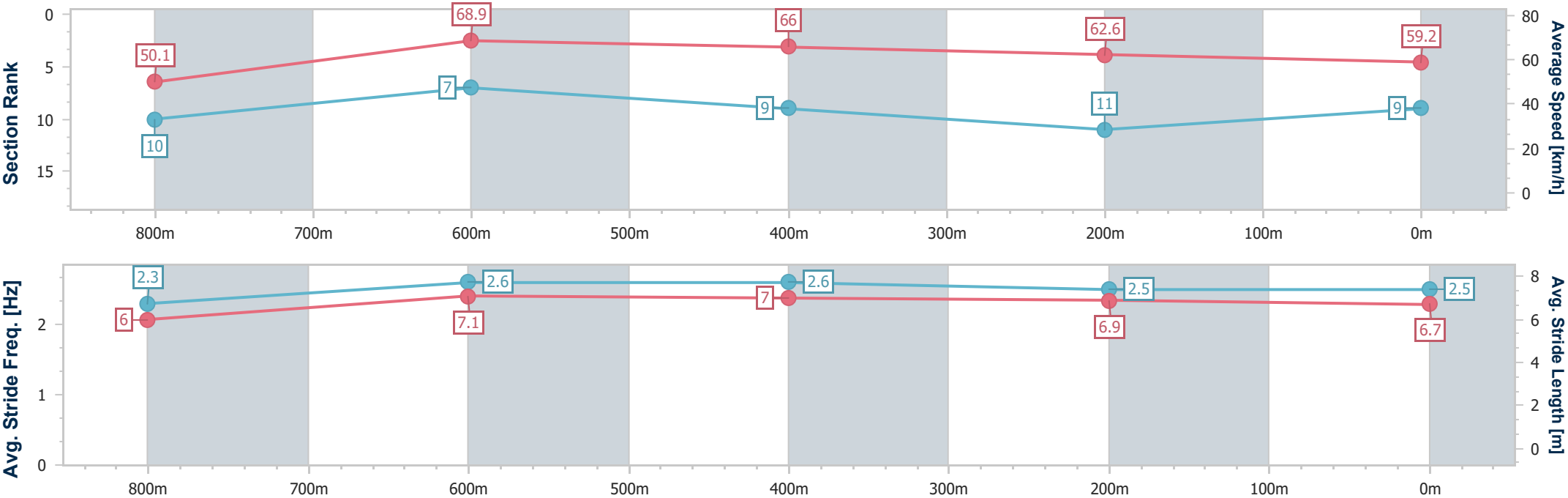
Horse/Jockey Name	Volare
Final Rank	9
Fastest Section Time (Section)	0:10.47 (800m)
Top Speed [km/h] (Section)	69.1 (800m)
Race State	Finished



Ladbrokes Cannon ParkProfessional
Race 2: COOPER RACING Maiden Plate - 950m
20 December 2025 - 14:13
Track Rating: Soft 5, Weather: Fine, Rail Position: True



Section	Overall	800m	600m	400m	200m														
Section Times	0:56.36 [9] (0:10.79)	0:45.57 [10] (0:10.47)	0:35.10 [7] (0:11.20)	0:23.90 [9] (0:11.72)	0:12.18 [11] (0:12.18)														
Average Speed [km/h]	50.1	68.9	66.0	62.6	59.2														
Top Speed [km/h]	67.9	69.1	67.8	64.3	61.1														
Avg. Dist. to Rail [m]	7.1	4.3	4.6	8.6	13.1														
Avg. Stride Freq. [Hz]	2.3	2.6	2.6	2.5	2.5														
Avg. Stride Length [m]	6.0	7.1	7.0	6.9	6.7														





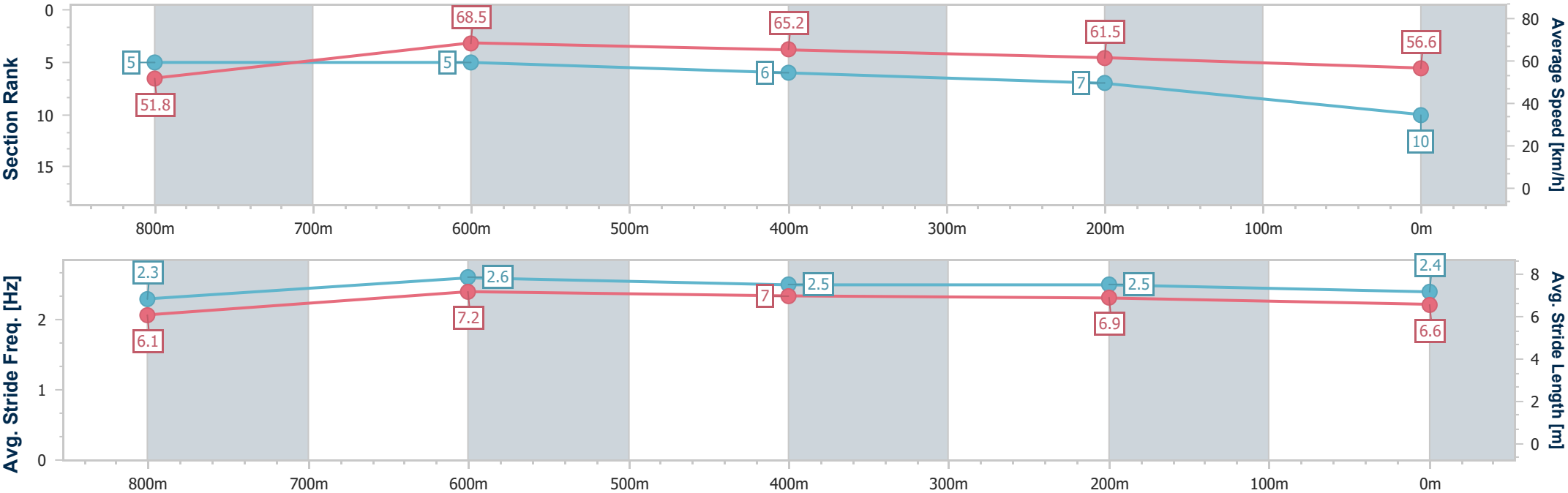
Horse/Jockey Name	Missin' De Quo
Final Rank	10
Fastest Section Time (Section)	0:10.43 (Overall)
Top Speed [km/h] (Section)	71.3 (800m)
Race State	Finished



Ladbrokes Cannon ParkProfessional
Race 2: COOPER RACING Maiden Plate - 950m
20 December 2025 - 14:13
Track Rating: Soft 5, Weather: Fine, Rail Position: True



Section	Overall	800m	600m	400m	200m										
Section Times	0:56.68 [10] (0:10.43)	0:46.25 [5] (0:10.53)	0:35.72 [5] (0:11.18)	0:24.54 [6] (0:11.84)	0:12.70 [7] (0:12.70)										
Average Speed [km/h]	51.8	68.5	65.2	61.5	56.6										
Top Speed [km/h]	67.6	71.3	68.1	62.4	60.1										
Avg. Dist. to Rail [m]	11.1	4.2	2.3	4.6	6.4										
Avg. Stride Freq. [Hz]	2.3	2.6	2.5	2.5	2.4										
Avg. Stride Length [m]	6.1	7.2	7.0	6.9	6.6										





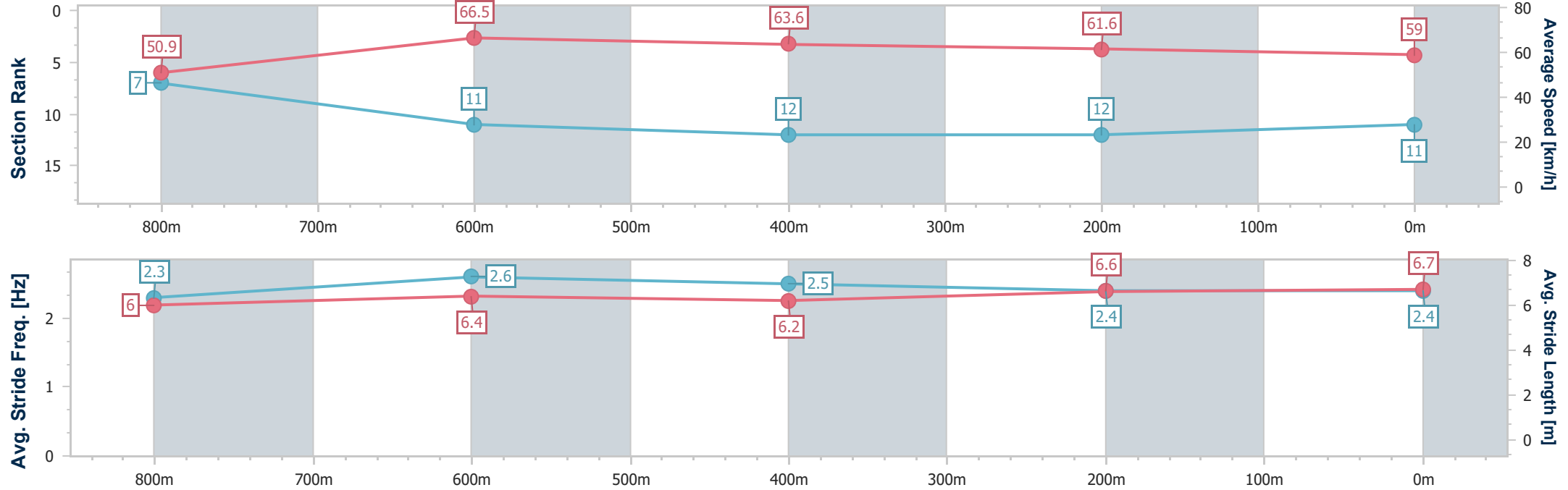
Horse/Jockey Name	Light My Life
Final Rank	11
Fastest Section Time (Section)	0:10.63 (Overall)
Top Speed [km/h] (Section)	67.3 (800m)
Race State	Finished



Ladbrokes Cannon ParkProfessional
Race 2: COOPER RACING Maiden Plate - 950m
20 December 2025 - 14:13
Track Rating: Soft 5, Weather: Fine, Rail Position: True



Section	Overall	800m	600m	400m	200m															
Section Times	0:56.99 [11] (0:10.63)	0:46.36 [7] (0:10.86)	0:35.50 [11] (0:11.46)	0:24.04 [12] (0:11.87)	0:12.17 [12] (0:12.17)															
Average Speed [km/h]	50.9	66.5	63.6	61.6	59.0															
Top Speed [km/h]	65.3	67.3	66.4	61.9	60.9															
Avg. Dist. to Rail [m]	4.7	2.1	2.5	6.2	10.8															
Avg. Stride Freq. [Hz]	2.3	2.6	2.5	2.4	2.4															
Avg. Stride Length [m]	6.0	6.4	6.2	6.6	6.7															



- [] Ranking at each section and finish
- .-.- No data available at this section
- NA No data available



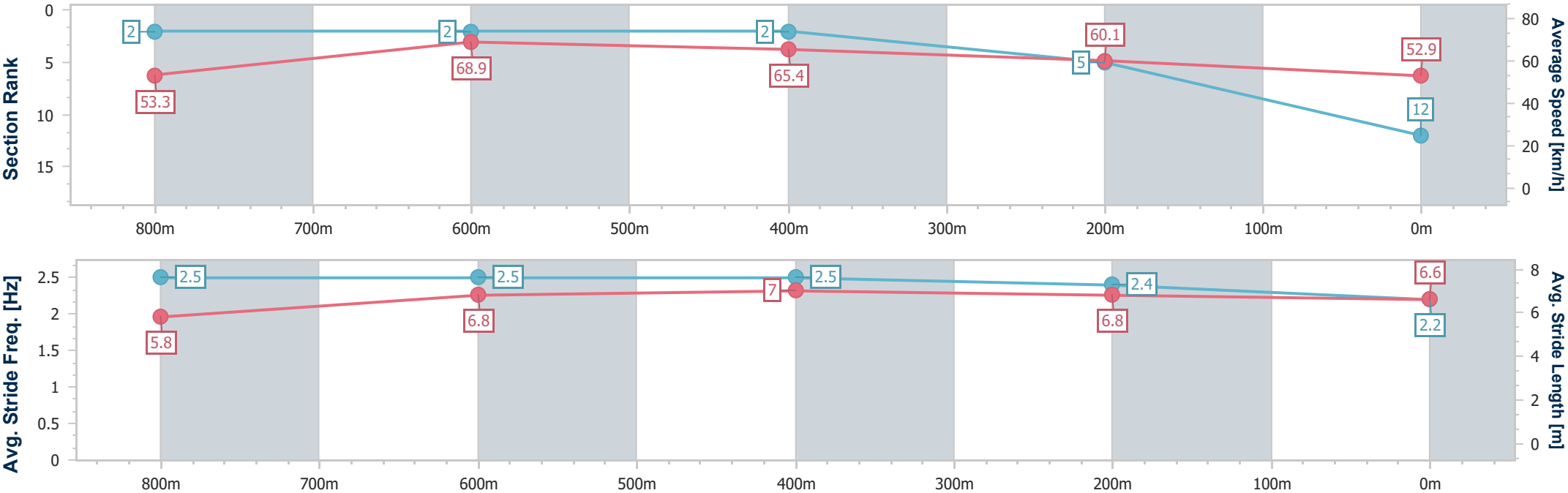
Horse/Jockey Name	Macy The Ace
Final Rank	12
Fastest Section Time (Section)	0:10.19 (Overall)
Top Speed [km/h] (Section)	71.0 (800m)
Race State	Finished



Ladbrokes Cannon ParkProfessional
Race 2: COOPER RACING Maiden Plate - 950m
20 December 2025 - 14:13
Track Rating: Soft 5, Weather: Fine, Rail Position: True



Section	Overall	800m	600m	400m	200m										
Section Times	0:57.33 [12] (0:10.19)	0:47.14 [2] (0:10.44)	0:36.70 [2] (0:11.07)	0:25.63 [2] (0:12.04)	0:13.59 [5] (0:13.59)										
Average Speed [km/h]	53.3	68.9	65.4	60.1	52.9										
Top Speed [km/h]	68.1	71.0	68.3	63.6	56.9										
Avg. Dist. to Rail [m]	6.5	0.2	1.2	1.7	2.1										
Avg. Stride Freq. [Hz]	2.5	2.5	2.5	2.4	2.2										
Avg. Stride Length [m]	5.8	6.8	7.0	6.8	6.6										





Ladbrokes Cannon Park Professional
Race 3: WIELAND RACING Class 4 Handicap - 950m
20 December 2025 - 14:48



Track Rating: Soft 5, Weather: Fine, Rail Position: True

Section						Overall	800m	600m	400m	200m			Last 600m	
Field Times						0:54.55 (0:09.86)	0:44.69 (0:10.43)	0:34.26 (0:11.02)	0:23.24 (0:11.52)	0:11.72 (0:11.72)			0:34.26	
Rank	TAB	Horse/Jockey	Barrier	Top Speed [km/h]	Fastest Section					Margin				Distance Travelled [m]
1	1	CORBUSIER	2	69.6	0:10.12	0:54.55 [1]	0:44.43 [3]	0:33.96 [2]	0:23.03 [2]	0:11.72 [1]	0:54.55	0:33.96		
		Sean Cormack		800m	Overall	(0:10.12)	(0:10.47)	(0:10.93)	(0:11.31)	(0:11.72)				
2	9	OUR ADDICTION	8	69.6	0:09.86	0:55.06 [2]	0:45.20 [1]	0:34.77 [1]	0:23.75 [1]	0:12.21 [2]	3L	0:34.77 -2		
		Krysten Swaffer		800m	Overall	(0:09.86)	(0:10.43)	(0:11.02)	(0:11.54)	(0:12.21)				
3	5	SUPER TWENTY THREE	1	68.9	0:10.25	0:55.11 [3]	0:44.86 [6]	0:34.29 [6]	0:23.37 [5]	0:12.00 [4]	3.29L	0:34.29 -4		
		Chris Meehan		800m	Overall	(0:10.25)	(0:10.57)	(0:10.92)	(0:11.37)	(0:12.00)				
4	3	CATALINA DREAMING	3	69.6	0:10.12	0:55.26 [4]	0:45.14 [4]	0:34.60 [3]	0:23.69 [3]	0:12.19 [3]	4.19L	0:34.60 -3		
		Jackson Murphy		800m	Overall	(0:10.12)	(0:10.54)	(0:10.91)	(0:11.50)	(0:12.19)				
5	10	FIVE BULLS	5	69.3	0:10.48	0:55.32 [5]	0:44.84 [7]	0:34.32 [7]	0:23.41 [7]	0:11.79 [7]	4.5L	0:34.32 +1		
		Ivo Fry		800m	Overall	(0:10.48)	(0:10.52)	(0:10.91)	(0:11.62)	(0:11.79)				
6	7	HOT TORQUE INVEGAS	4	69.0	0:10.01	0:55.45 [6]	0:45.44 [2]	0:34.76 [4]	0:23.72 [4]	0:12.07 [6]	5.31L	0:34.76 +0		
		Wanderson D'Avila		800m	Overall	(0:10.01)	(0:10.68)	(0:11.04)	(0:11.65)	(0:12.07)				
7	6	POWER PUFF	6	70.3	0:10.23	0:55.54 [7]	0:45.31 [5]	0:34.79 [5]	0:23.78 [6]	0:12.36 [5]	5.81L	0:34.79 +2		
		Amanda Thomson		800m	Overall	(0:10.23)	(0:10.52)	(0:11.01)	(0:11.42)	(0:12.36)				
8	4	FAST AS STEEL	7	69.0	0:10.53	0:55.60 [8]	0:45.01 [9]	0:34.48 [9]	0:23.43 [9]	0:11.92 [8]	6.14L	0:34.48 +0		
		Lacey Morrison		800m	800m	(0:10.59)	(0:10.53)	(0:11.05)	(0:11.51)	(0:11.92)				
9	8	EGZAKLY	9	68.9	0:10.52	0:56.75 [9]	0:46.23 [8]	0:35.69 [8]	0:24.65 [8]	0:12.78 [9]	12.95L	0:35.69 +2		
		Nathan Thomas		800m	Overall	(0:10.52)	(0:10.54)	(0:11.04)	(0:11.87)	(0:12.78)				

Scratched: Mutafiq (#2)



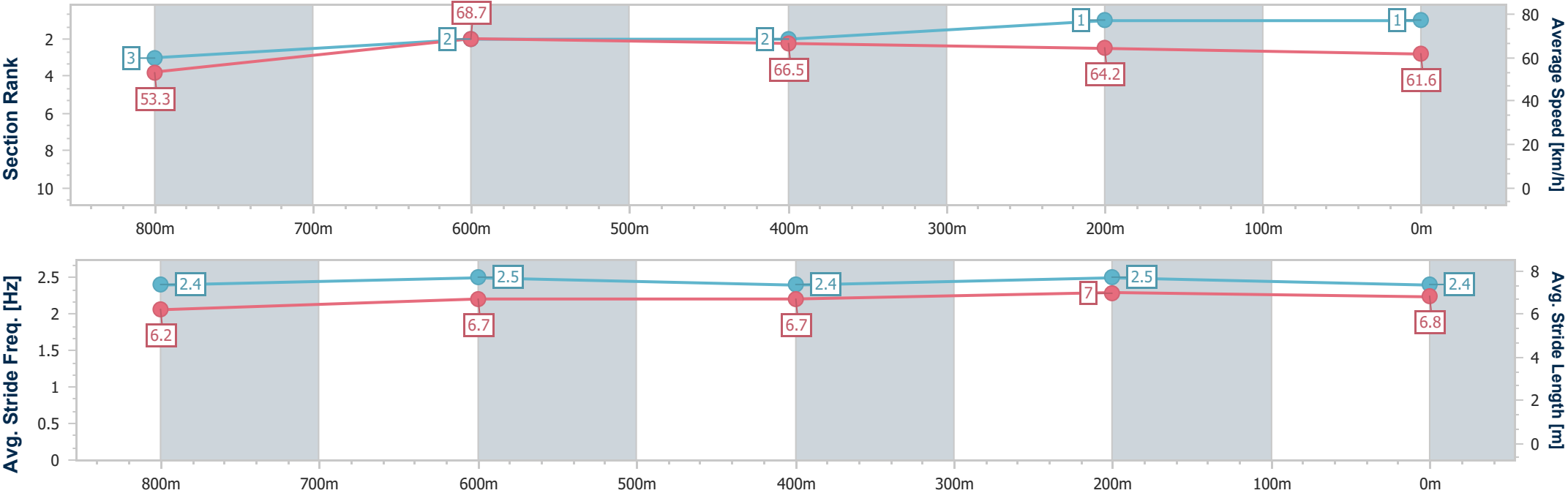
Horse/Jockey Name	Corbusier
Final Rank	1
Fastest Section Time (Section)	0:10.12 (Overall)
Top Speed [km/h] (Section)	69.6 (800m)
Race State	Finished



Ladbrokes Cannon ParkProfessional
Race 3: WIELAND RACING Class 4 Handicap - 950m
20 December 2025 - 14:48
Track Rating: Soft 5, Weather: Fine, Rail Position: True



Section	Overall	800m	600m	400m	200m															
Section Times	0:54.55 [1] (0:10.12)	0:44.43 [3] (0:10.47)	0:33.96 [2] (0:10.93)	0:23.03 [2] (0:11.31)	0:11.72 [1] (0:11.72)															
Average Speed [km/h]	53.3	68.7	66.5	64.2	61.6															
Top Speed [km/h]	67.4	69.6	68.7	64.9	63.9															
Avg. Dist. to Rail [m]	2.7	1.0	1.4	3.5	2.5															
Avg. Stride Freq. [Hz]	2.4	2.5	2.4	2.5	2.4															
Avg. Stride Length [m]	6.2	6.7	6.7	7.0	6.8															





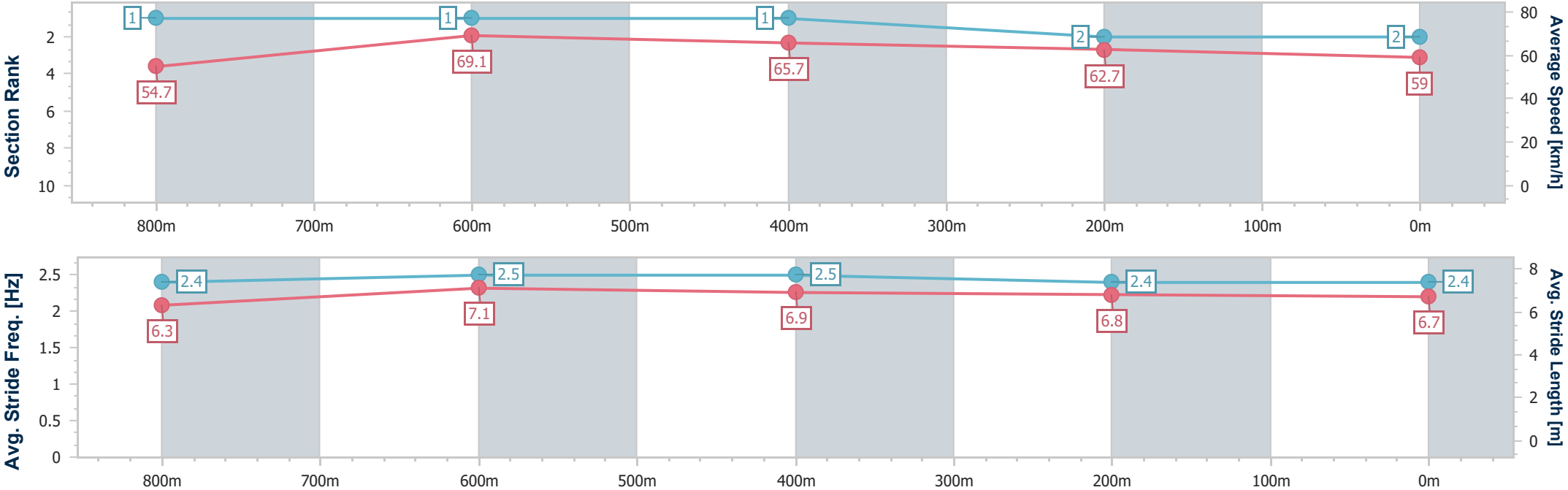
Horse/Jockey Name	Our Addiction
Final Rank	2
Fastest Section Time (Section)	0:09.86 (Overall)
Top Speed [km/h] (Section)	69.6 (800m)
Race State	Finished



Ladbrokes Cannon ParkProfessional
Race 3: WIELAND RACING Class 4 Handicap - 950m
20 December 2025 - 14:48
Track Rating: Soft 5, Weather: Fine, Rail Position: True



Section	Overall	800m	600m	400m	200m										
Section Times	0:55.06 [2] (0:09.86)	0:45.20 [1] (0:10.43)	0:34.77 [1] (0:11.02)	0:23.75 [1] (0:11.54)	0:12.21 [2] (0:12.21)										
Average Speed [km/h]	54.7	69.1	65.7	62.7	59.0										
Top Speed [km/h]	68.6	69.6	68.2	64.1	61.9										
Avg. Dist. to Rail [m]	7.9	3.3	1.1	1.8	1.8										
Avg. Stride Freq. [Hz]	2.4	2.5	2.5	2.4	2.4										
Avg. Stride Length [m]	6.3	7.1	6.9	6.8	6.7										





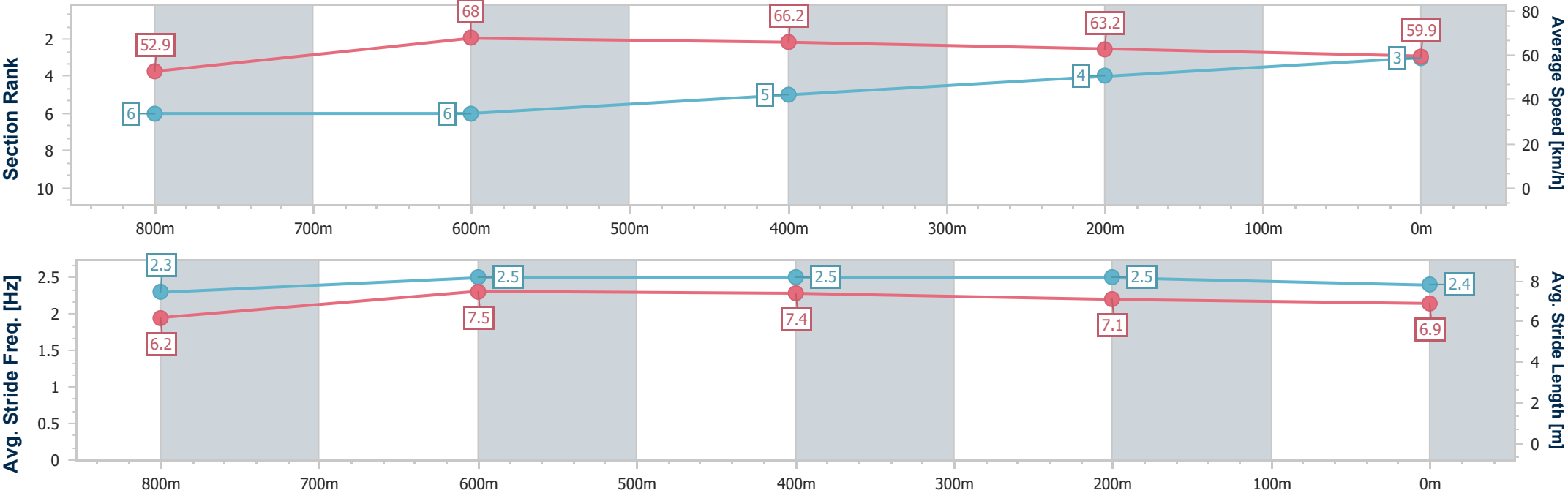
Horse/Jockey Name	Super Twenty Three
Final Rank	3
Fastest Section Time (Section)	0:10.25 (Overall)
Top Speed [km/h] (Section)	68.9 (800m)
Race State	Finished



Ladbrokes Cannon ParkProfessional
Race 3: WIELAND RACING Class 4 Handicap - 950m
20 December 2025 - 14:48
Track Rating: Soft 5, Weather: Fine, Rail Position: True



Section	Overall	800m	600m	400m	200m															
Section Times	0:55.11 [3] (0:10.25)	0:44.86 [6] (0:10.57)	0:34.29 [6] (0:10.92)	0:23.37 [5] (0:11.37)	0:12.00 [4] (0:12.00)															
Average Speed [km/h]	52.9	68.0	66.2	63.2	59.9															
Top Speed [km/h]	67.1	68.9	68.0	64.9	62.5															
Avg. Dist. to Rail [m]	1.2	0.4	0.7	1.1	4.0															
Avg. Stride Freq. [Hz]	2.3	2.5	2.5	2.5	2.4															
Avg. Stride Length [m]	6.2	7.5	7.4	7.1	6.9															





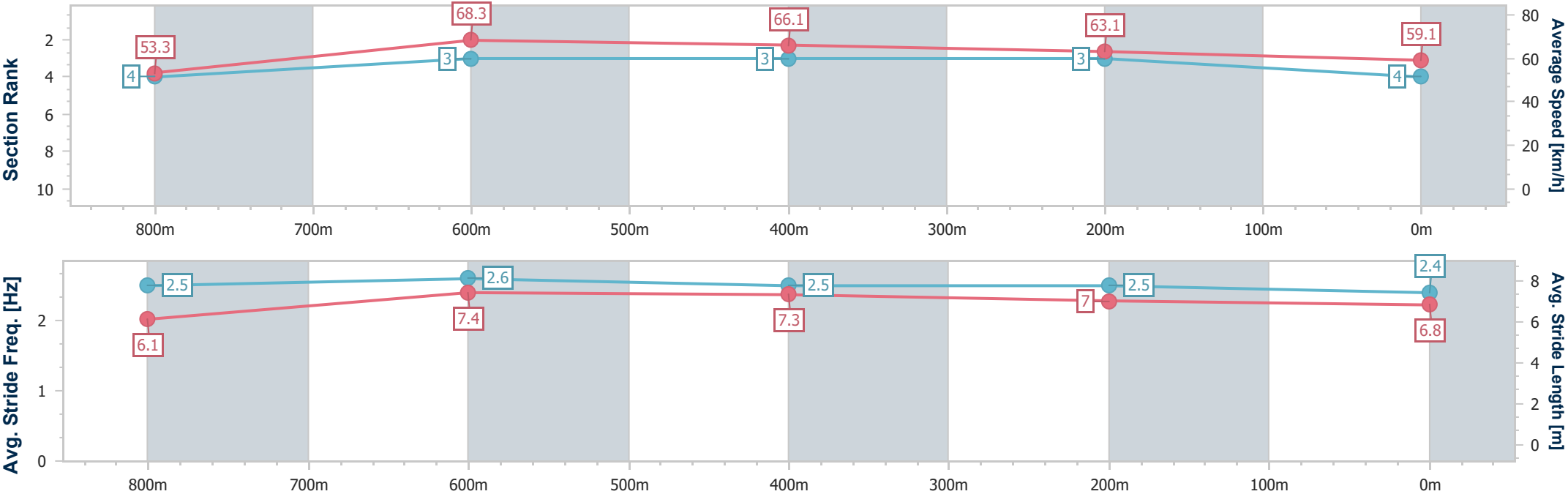
Horse/Jockey Name	Catalina Dreaming
Final Rank	4
Fastest Section Time (Section)	0:10.12 (Overall)
Top Speed [km/h] (Section)	69.6 (800m)
Race State	Finished



Ladbroke's Cannon Park Professional
Race 3: WIELAND RACING Class 4 Handicap - 950m
20 December 2025 - 14:48
Track Rating: Soft 5, Weather: Fine, Rail Position: True



Section	Overall	800m	600m	400m	200m										
Section Times	0:55.26 [4] (0:10.12)	0:45.14 [4] (0:10.54)	0:34.60 [3] (0:10.91)	0:23.69 [3] (0:11.50)	0:12.19 [3] (0:12.19)										
Average Speed [km/h]	53.3	68.3	66.1	63.1	59.1										
Top Speed [km/h]	67.5	69.6	69.3	63.9	61.8										
Avg. Dist. to Rail [m]	1.5	0.5	0.6	4.1	6.8										
Avg. Stride Freq. [Hz]	2.5	2.6	2.5	2.5	2.4										
Avg. Stride Length [m]	6.1	7.4	7.3	7.0	6.8										





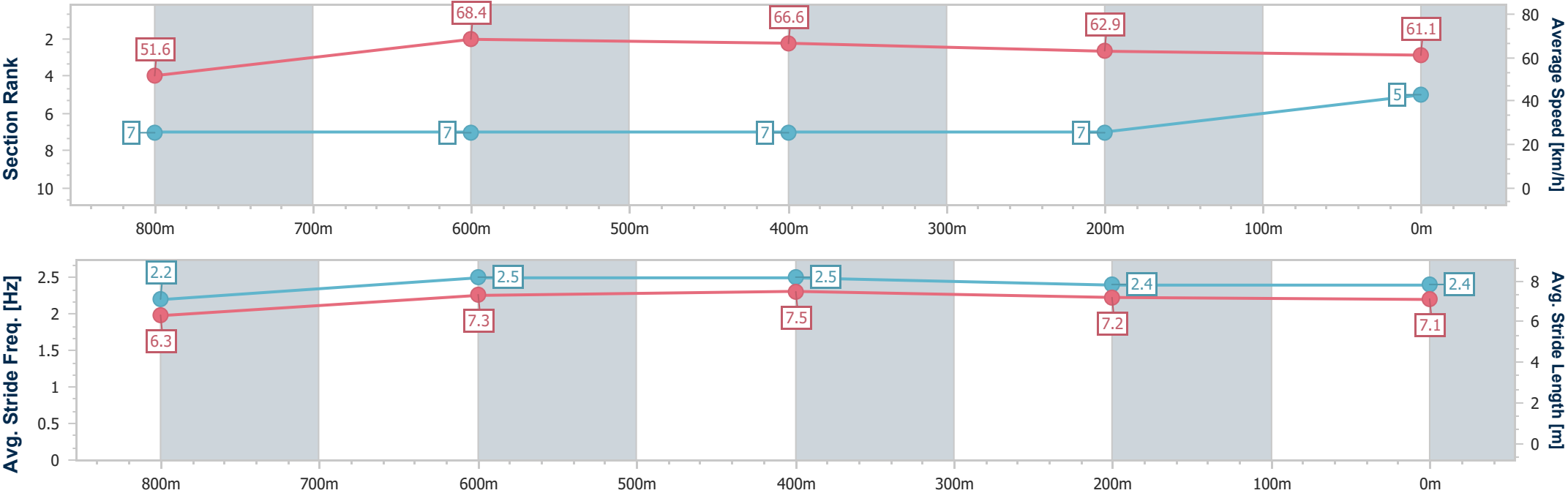
Horse/Jockey Name	Five Bulls
Final Rank	5
Fastest Section Time (Section)	0:10.48 (Overall)
Top Speed [km/h] (Section)	69.3 (800m)
Race State	Finished



Ladbrokes Cannon ParkProfessional
Race 3: WIELAND RACING Class 4 Handicap - 950m
20 December 2025 - 14:48
Track Rating: Soft 5, Weather: Fine, Rail Position: True



Section	Overall	800m	600m	400m	200m										
Section Times	0:55.32 [5] (0:10.48)	0:44.84 [7] (0:10.52)	0:34.32 [7] (0:10.91)	0:23.41 [7] (0:11.62)	0:11.79 [7] (0:11.79)										
Average Speed [km/h]	51.6	68.4	66.6	62.9	61.1										
Top Speed [km/h]	67.1	69.3	68.8	63.8	62.6										
Avg. Dist. to Rail [m]	5.2	1.1	1.4	5.5	6.0										
Avg. Stride Freq. [Hz]	2.2	2.5	2.5	2.4	2.4										
Avg. Stride Length [m]	6.3	7.3	7.5	7.2	7.1										



[] Ranking at each section and finish
-.-.- No data available at this section
NA No data available



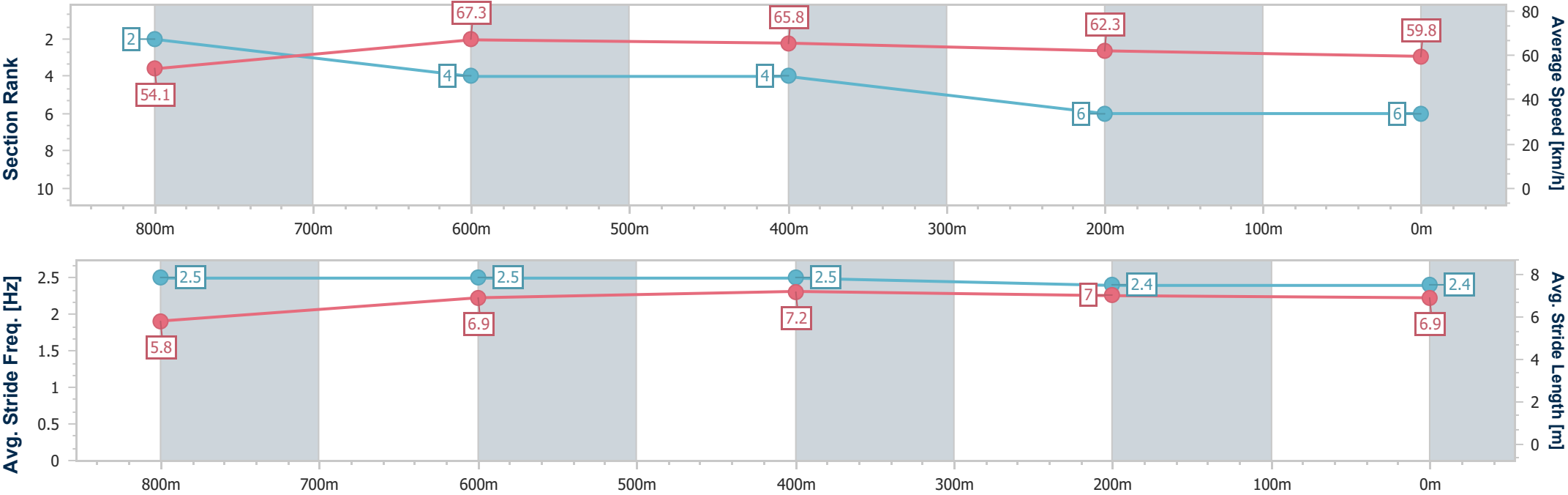
Horse/Jockey Name	Hot Torque Invegas
Final Rank	6
Fastest Section Time (Section)	0:10.01 (Overall)
Top Speed [km/h] (Section)	69.0 (800m)
Race State	Finished



Ladbrokes Cannon ParkProfessional
Race 3: WIELAND RACING Class 4 Handicap - 950m
20 December 2025 - 14:48
Track Rating: Soft 5, Weather: Fine, Rail Position: True



Section	Overall	800m	600m	400m	200m															
Section Times	0:55.45 [6] (0:10.01)	0:45.44 [2] (0:10.68)	0:34.76 [4] (0:11.04)	0:23.72 [4] (0:11.65)	0:12.07 [6] (0:12.07)															
Average Speed [km/h]	54.1	67.3	65.8	62.3	59.8															
Top Speed [km/h]	66.6	69.0	68.9	63.8	62.1															
Avg. Dist. to Rail [m]	5.4	2.7	2.1	3.7	4.0															
Avg. Stride Freq. [Hz]	2.5	2.5	2.5	2.4	2.4															
Avg. Stride Length [m]	5.8	6.9	7.2	7.0	6.9															





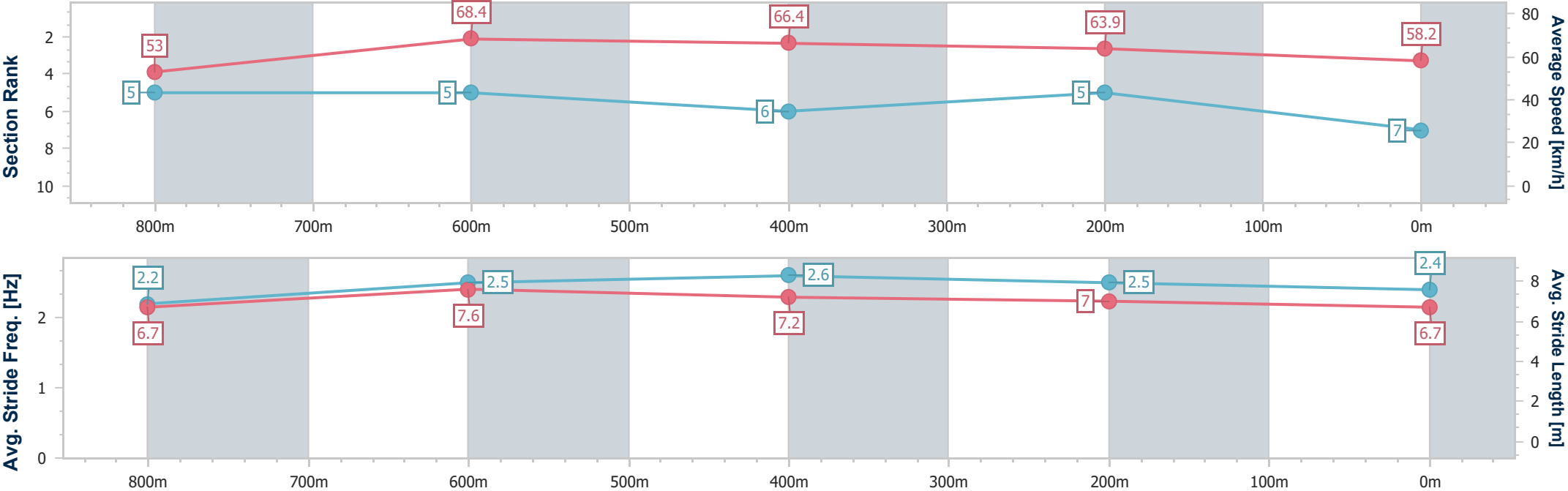
Horse/Jockey Name	Power Puff
Final Rank	7
Fastest Section Time (Section)	0:10.23 (Overall)
Top Speed [km/h] (Section)	70.3 (800m)
Race State	Finished



Ladbrokes Cannon ParkProfessional
Race 3: WIELAND RACING Class 4 Handicap - 950m
20 December 2025 - 14:48
Track Rating: Soft 5, Weather: Fine, Rail Position: True



Section	Overall	800m	600m	400m	200m										
Section Times	0:55.54 [7] (0:10.23)	0:45.31 [5] (0:10.52)	0:34.79 [5] (0:11.01)	0:23.78 [6] (0:11.42)	0:12.36 [5] (0:12.36)										
Average Speed [km/h]	53.0	68.4	66.4	63.9	58.2										
Top Speed [km/h]	66.5	70.3	69.5	65.2	62.1										
Avg. Dist. to Rail [m]	6.0	3.2	2.3	5.4	8.1										
Avg. Stride Freq. [Hz]	2.2	2.5	2.6	2.5	2.4										
Avg. Stride Length [m]	6.7	7.6	7.2	7.0	6.7										





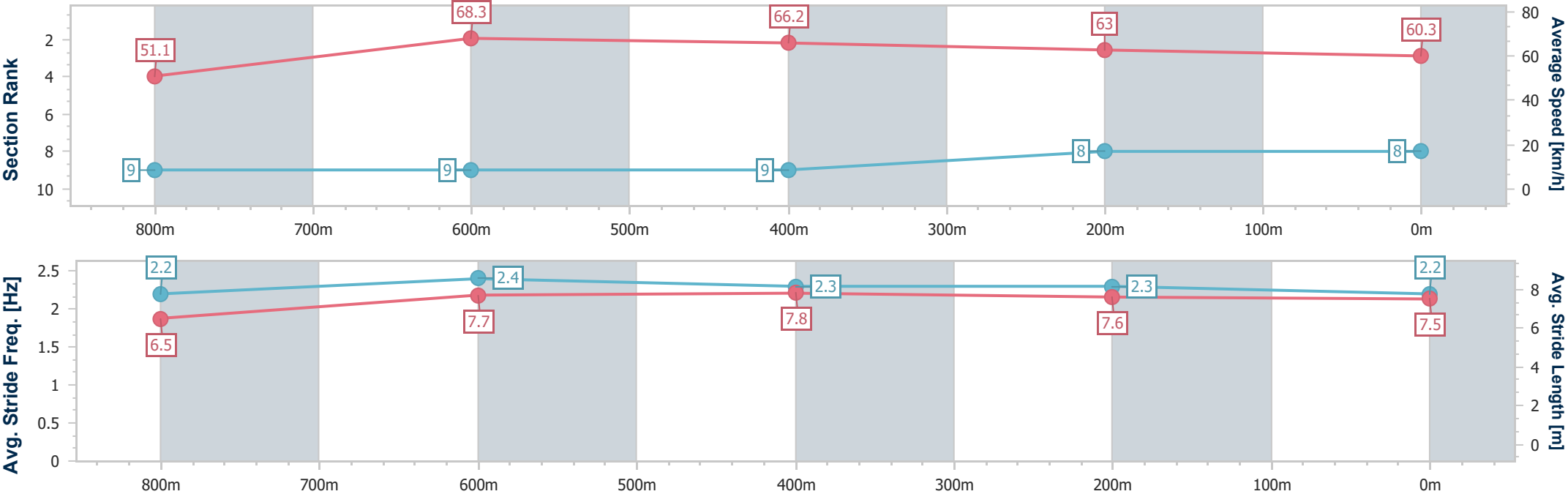
Horse/Jockey Name	Fast As Steel
Final Rank	8
Fastest Section Time (Section)	0:10.53 (800m)
Top Speed [km/h] (Section)	69.0 (800m)
Race State	Finished



Ladbrokes Cannon ParkProfessional
Race 3: WIELAND RACING Class 4 Handicap - 950m
20 December 2025 - 14:48
Track Rating: Soft 5, Weather: Fine, Rail Position: True



Section	Overall	800m	600m	400m	200m															
Section Times	0:55.60 [8] (0:10.59)	0:45.01 [9] (0:10.53)	0:34.48 [9] (0:11.05)	0:23.43 [9] (0:11.51)	0:11.92 [8] (0:11.92)															
Average Speed [km/h]	51.1	68.3	66.2	63.0	60.3															
Top Speed [km/h]	67.0	69.0	68.4	63.8	62.5															
Avg. Dist. to Rail [m]	7.1	3.0	2.4	4.1	6.5															
Avg. Stride Freq. [Hz]	2.2	2.4	2.3	2.3	2.2															
Avg. Stride Length [m]	6.5	7.7	7.8	7.6	7.5															



[] Ranking at each section and finish
-.-.- No data available at this section
NA No data available



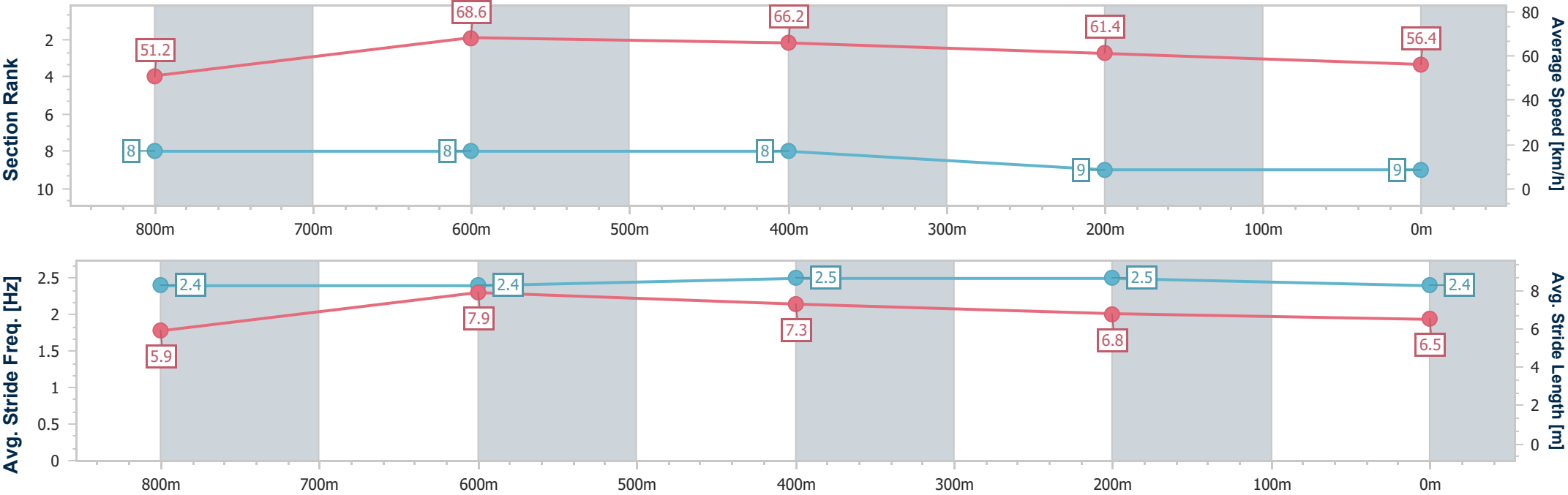
Horse/Jockey Name	Egzakly
Final Rank	9
Fastest Section Time (Section)	0:10.52 (Overall)
Top Speed [km/h] (Section)	68.9 (800m)
Race State	Finished



Ladbrokes Cannon ParkProfessional
Race 3: WIELAND RACING Class 4 Handicap - 950m
20 December 2025 - 14:48
Track Rating: Soft 5, Weather: Fine, Rail Position: True



Section	Overall	800m	600m	400m	200m										
Section Times	0:56.75 [9] (0:10.52)	0:46.23 [8] (0:10.54)	0:35.69 [8] (0:11.04)	0:24.65 [8] (0:11.87)	0:12.78 [9] (0:12.78)										
Average Speed [km/h]	51.2	68.6	66.2	61.4	56.4										
Top Speed [km/h]	68.5	68.9	68.7	64.1	59.1										
Avg. Dist. to Rail [m]	8.1	2.9	2.6	6.0	5.9										
Avg. Stride Freq. [Hz]	2.4	2.4	2.5	2.5	2.4										
Avg. Stride Length [m]	5.9	7.9	7.3	6.8	6.5										





Ladbrokes Cannon Park Professional
Race 4: MILLER RACING / BAILEY RACING QTIS Three-Year-Old
Handicap - 1250m
20 December 2025 - 15:26



Track Rating: Soft 5, Weather: Fine, Rail Position: True

Section		Overall				1000m	800m	600m	400m	200m	Last 600m		
Field Times		1:14.82				0:58.87	0:47.91	0:36.43	0:24.68	0:12.59	0:36.43		
		(0:15.95)				(0:10.96)	(0:11.48)	(0:11.75)	(0:12.09)	(0:12.59)			
Rank	TAB	Horse/Jockey	Barrier	Top Speed [km/h]	Fastest Section							Margin	Distance Travelled [m]
1	2	ASPEN COWBOY	8	70.1	0:10.96	1:14.82 [1]	0:58.87 [1]	0:47.91 [1]	0:36.43 [1]	0:24.68 [1]	0:12.59 [1]	1:14.82	0:36.43
		Krysten Swaffer		Overall	1000m	(0:15.95)	(0:10.96)	(0:11.48)	(0:11.75)	(0:12.09)	(0:12.59)		
2	4	DESARAE DOLL	3	67.4	0:11.04	1:15.09 [2]	0:58.75 [3]	0:47.71 [3]	0:36.42 [3]	0:24.69 [2]	0:12.70 [2]	1.57L	0:36.42 -2
		Lacey Morrison		Overall	1000m	(0:16.34)	(0:11.04)	(0:11.29)	(0:11.73)	(0:11.99)	(0:12.70)		
3	6	MR OREO	4	66.6	0:11.03	1:15.51 [3]	0:58.74 [5]	0:47.71 [6]	0:36.42 [7]	0:24.49 [7]	0:12.29 [6]	4.04L	0:36.42 +2
		Lauren Guernier		1000m	1000m	(0:16.77)	(0:11.03)	(0:11.29)	(0:11.93)	(0:12.20)	(0:12.29)		
4	5	LOST LAMB	7	68.5	0:11.05	1:15.75 [4]	0:59.70 [2]	0:48.65 [2]	0:37.23 [2]	0:25.29 [3]	0:12.93 [3]	5.47L	0:37.23 -2
		Chris Meehan		Overall	1000m	(0:16.05)	(0:11.05)	(0:11.42)	(0:11.94)	(0:12.36)	(0:12.93)		
5	3	GEM OF SCOTS	5	65.7	0:11.06	1:15.78 [5]	0:58.94 [7]	0:47.76 [7]	0:36.70 [6]	0:24.99 [5]	0:12.56 [5]	5.62L	0:36.70 +1
		Jackson Murphy		800m	800m	(0:16.84)	(0:11.18)	(0:11.06)	(0:11.71)	(0:12.43)	(0:12.56)		
6	1	NORDIC INVADER	1	67.9	0:10.92	1:15.94 [6]	0:59.13 [6]	0:48.21 [5]	0:36.98 [5]	0:25.23 [4]	0:12.89 [4]	6.57L	0:36.98 -1
		Ryan Wiggins		1000m	1000m	(0:16.81)	(0:10.92)	(0:11.23)	(0:11.75)	(0:12.34)	(0:12.89)		
7	8	CONFISERIE	2	67.4	0:10.99	1:16.44 [7]	0:59.28 [8]	0:48.29 [8]	0:37.28 [8]	0:25.35 [8]	0:13.04 [7]	9.53L	0:37.28 +5
		Wanderson D'Avila		800m	1000m	(0:17.16)	(0:10.99)	(0:11.01)	(0:11.93)	(0:12.31)	(0:13.04)		
8	7	OMNIPRESENT	6	67.7	0:11.15	1:16.47 [8]	1:00.11 [4]	0:48.96 [4]	0:37.61 [4]	0:25.61 [6]	0:12.87 [8]	9.7L	0:37.61 +6
		Ivo Fry		Overall	1000m	(0:16.36)	(0:11.15)	(0:11.35)	(0:12.00)	(0:12.74)	(0:12.87)		



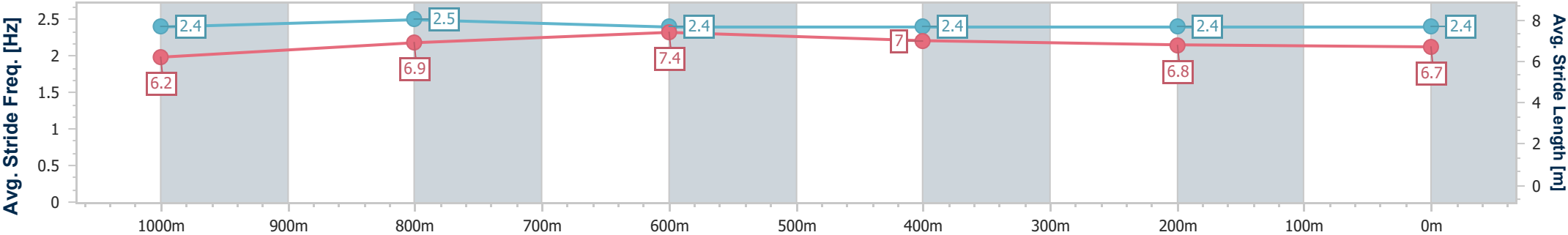
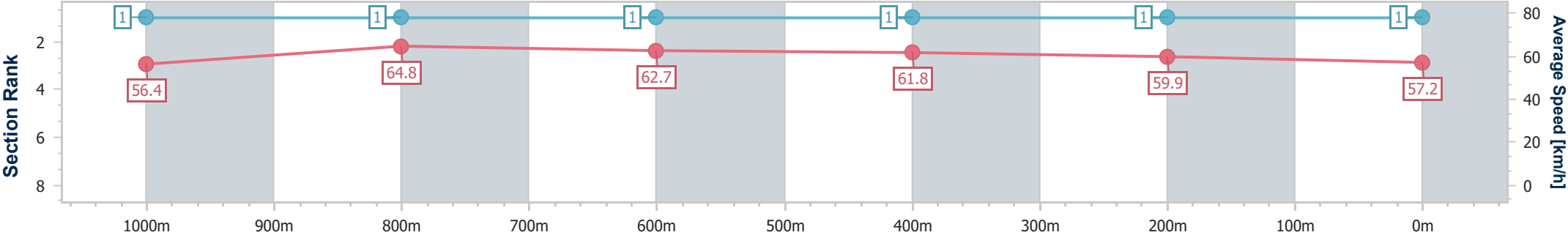
Horse/Jockey Name	Aspen Cowboy
Final Rank	1
Fastest Section Time (Section)	0:10.96 (1000m)
Top Speed [km/h] (Section)	70.1 (Overall)
Race State	Finished



Ladbrokes Cannon Park Professional
Race 4: MILLER RACING / BAILEY RACING QTIS Three-Year-
Old Handicap - 1250m
20 December 2025 - 15:26
Track Rating: Soft 5, Weather: Fine, Rail Position: True



Section	Overall	1000m	800m	600m	400m	200m								
Section Times	1:14.82 [1] (0:15.95)	0:58.87 [1] (0:10.96)	0:47.91 [1] (0:11.48)	0:36.43 [1] (0:11.75)	0:24.68 [1] (0:12.09)	0:12.59 [1] (0:12.59)								
Average Speed [km/h]	56.4	64.8	62.7	61.8	59.9	57.2								
Top Speed [km/h]	70.1	69.6	63.1	62.6	60.8	59.8								
Avg. Dist. to Rail [m]	4.1	1.8	0.4	1.0	3.4	4.0								
Avg. Stride Freq. [Hz]	2.4	2.5	2.4	2.4	2.4	2.4								
Avg. Stride Length [m]	6.2	6.9	7.4	7.0	6.8	6.7								





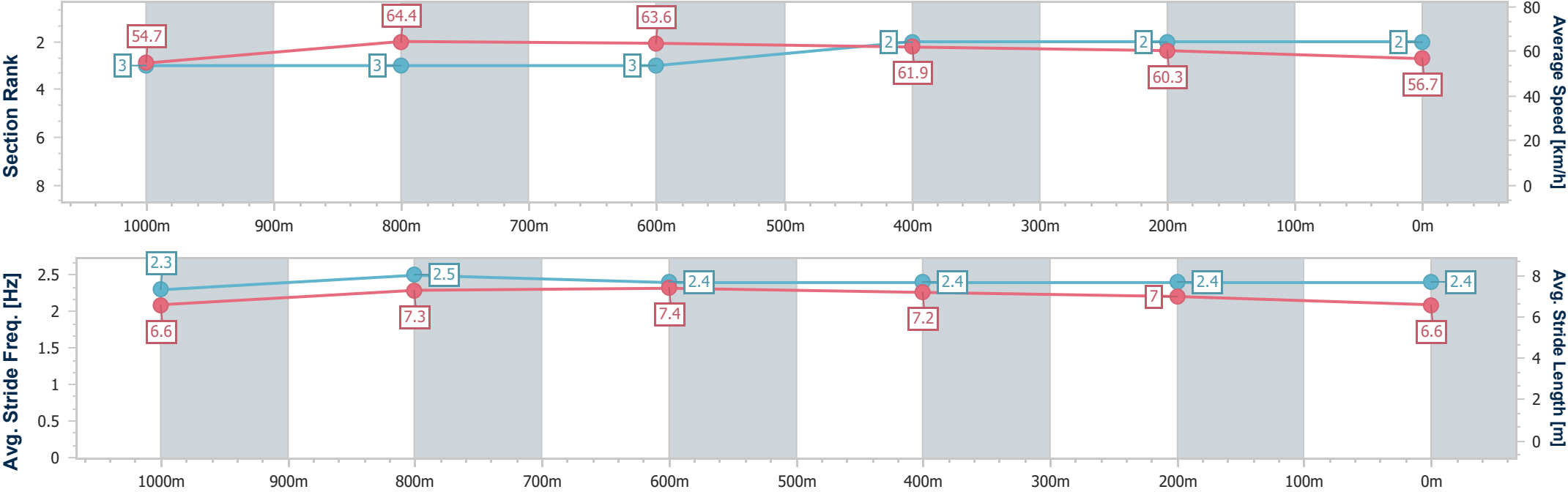
Horse/Jockey Name	Desarae Doll
Final Rank	2
Fastest Section Time (Section)	0:11.04 (1000m)
Top Speed [km/h] (Section)	67.4 (Overall)
Race State	Finished



Ladbrokes Cannon Park Professional
Race 4: MILLER RACING / BAILEY RACING QTIS Three-Year-
Old Handicap - 1250m
20 December 2025 - 15:26
Track Rating: Soft 5, Weather: Fine, Rail Position: True



Section	Overall	1000m	800m	600m	400m	200m							
Section Times	1:15.09 [2] (0:16.34)	0:58.75 [3] (0:11.04)	0:47.71 [3] (0:11.29)	0:36.42 [3] (0:11.73)	0:24.69 [2] (0:11.99)	0:12.70 [2] (0:12.70)							
Average Speed [km/h]	54.7	64.4	63.6	61.9	60.3	56.7							
Top Speed [km/h]	67.4	65.8	65.0	62.9	61.3	59.1							
Avg. Dist. to Rail [m]	1.3	2.0	0.1	0.8	3.2	4.7							
Avg. Stride Freq. [Hz]	2.3	2.5	2.4	2.4	2.4	2.4							
Avg. Stride Length [m]	6.6	7.3	7.4	7.2	7.0	6.6							





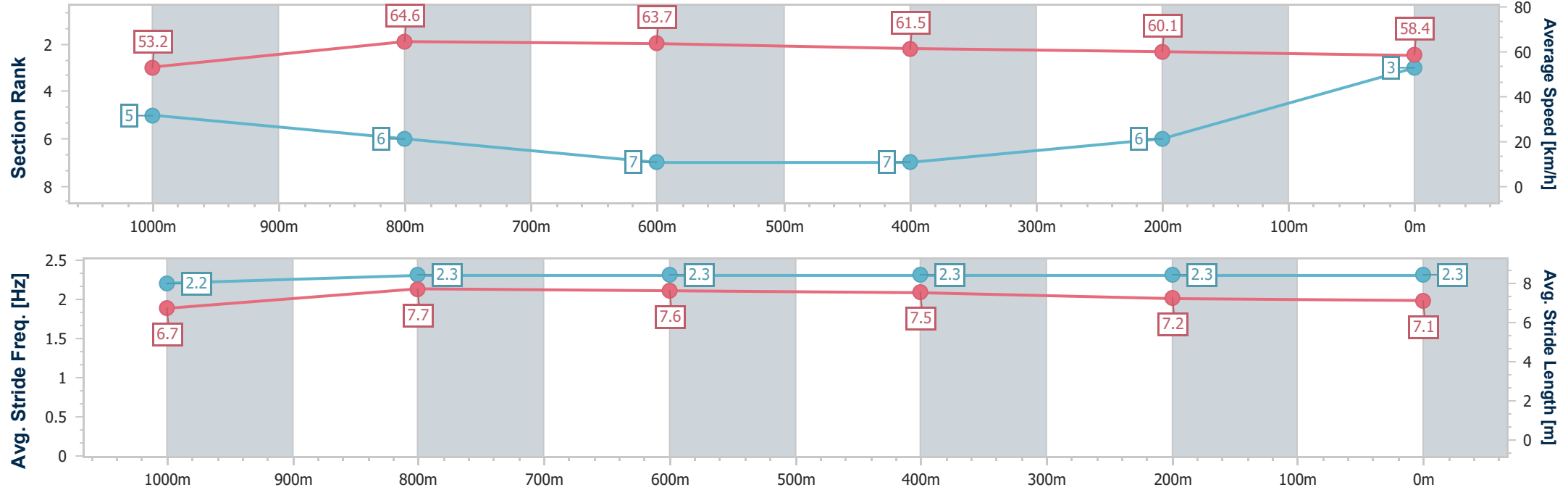
Horse/Jockey Name	Mr Oreo
Final Rank	3
Fastest Section Time (Section)	0:11.03 (1000m)
Top Speed [km/h] (Section)	66.6 (1000m)
Race State	Finished



Ladbrokes Cannon Park Professional
Race 4: MILLER RACING / BAILEY RACING QTIS Three-Year-
Old Handicap - 1250m
20 December 2025 - 15:26
Track Rating: Soft 5, Weather: Fine, Rail Position: True



Section	Overall	1000m	800m	600m	400m	200m							
Section Times	1:15.51 [3] (0:16.77)	0:58.74 [5] (0:11.03)	0:47.71 [6] (0:11.29)	0:36.42 [7] (0:11.93)	0:24.49 [7] (0:12.20)	0:12.29 [6] (0:12.29)							
Average Speed [km/h]	53.2	64.6	63.7	61.5	60.1	58.4							
Top Speed [km/h]	65.9	66.6	64.2	63.2	61.1	60.7							
Avg. Dist. to Rail [m]	1.4	2.6	3.3	3.4	6.8	7.8							
Avg. Stride Freq. [Hz]	2.2	2.3	2.3	2.3	2.3	2.3							
Avg. Stride Length [m]	6.7	7.7	7.6	7.5	7.2	7.1							





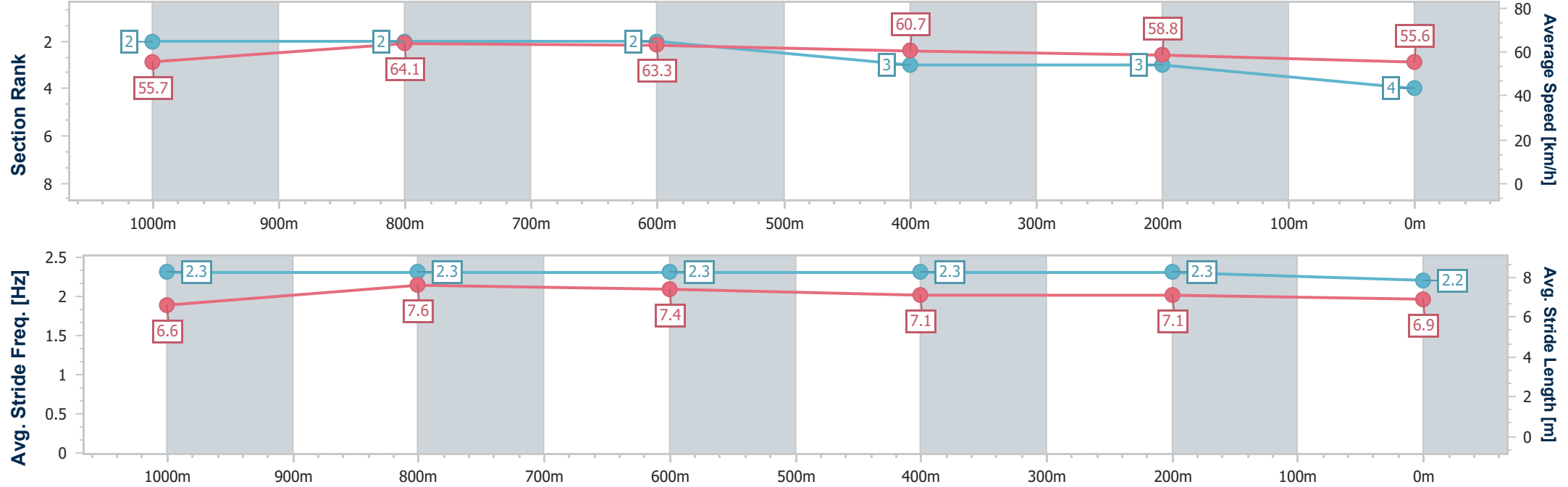
Horse/Jockey Name	Lost Lamb
Final Rank	4
Fastest Section Time (Section)	0:11.05 (1000m)
Top Speed [km/h] (Section)	68.5 (Overall)
Race State	Finished



Ladbrokes Cannon ParkProfessional
Race 4: MILLER RACING / BAILEY RACING QTIS Three-Year-
Old Handicap - 1250m
20 December 2025 - 15:26
Track Rating: Soft 5, Weather: Fine, Rail Position: True



Section	Overall	1000m	800m	600m	400m	200m							
Section Times	1:15.75 [4] (0:16.05)	0:59.70 [2] (0:11.05)	0:48.65 [2] (0:11.42)	0:37.23 [2] (0:11.94)	0:25.29 [3] (0:12.36)	0:12.93 [3] (0:12.93)							
Average Speed [km/h]	55.7	64.1	63.3	60.7	58.8	55.6							
Top Speed [km/h]	68.5	66.6	64.2	62.9	60.2	57.9							
Avg. Dist. to Rail [m]	2.9	2.0	0.8	1.7	2.9	4.9							
Avg. Stride Freq. [Hz]	2.3	2.3	2.3	2.3	2.3	2.2							
Avg. Stride Length [m]	6.6	7.6	7.4	7.1	7.1	6.9							



[] Ranking at each section and finish
-.-.- No data available at this section
NA No data available



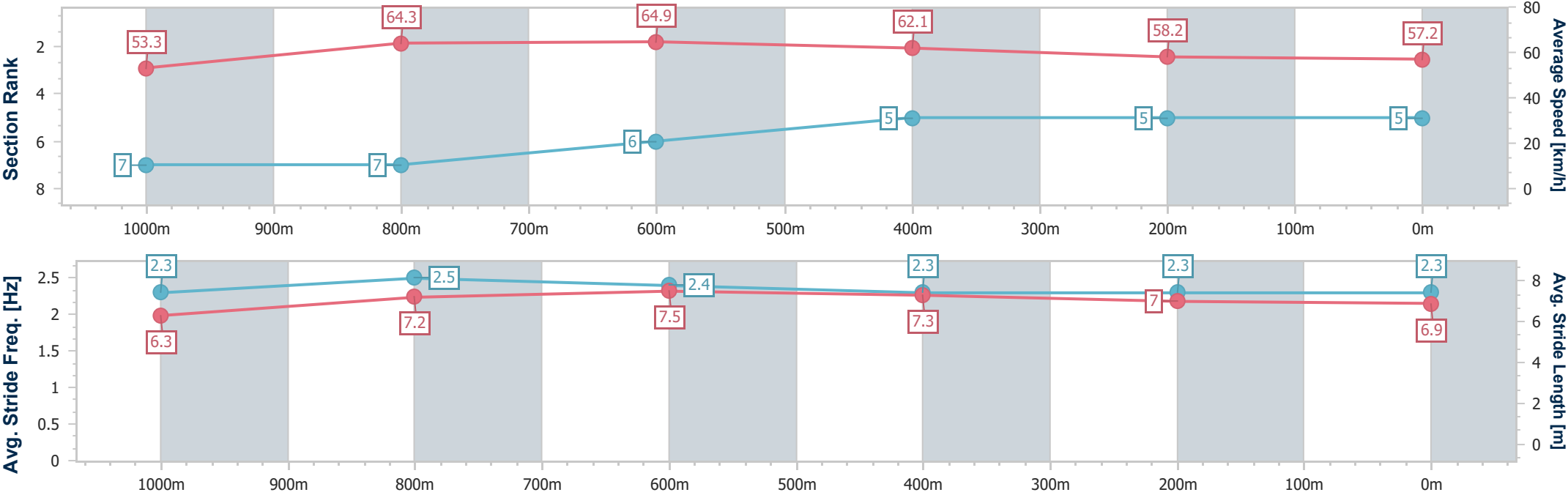
Horse/Jockey Name	Gem Of Scots
Final Rank	5
Fastest Section Time (Section)	0:11.06 (800m)
Top Speed [km/h] (Section)	65.7 (800m)
Race State	Finished



Ladbrokes Cannon Park Professional
Race 4: MILLER RACING / BAILEY RACING QTIS Three-Year-
Old Handicap - 1250m
20 December 2025 - 15:26
Track Rating: Soft 5, Weather: Fine, Rail Position: True



Section	Overall	1000m	800m	600m	400m	200m							
Section Times	1:15.78 [5] (0:16.84)	0:58.94 [7] (0:11.18)	0:47.76 [7] (0:11.06)	0:36.70 [6] (0:11.71)	0:24.99 [5] (0:12.43)	0:12.56 [5] (0:12.56)							
Average Speed [km/h]	53.3	64.3	64.9	62.1	58.2	57.2							
Top Speed [km/h]	63.9	65.7	65.7	64.7	59.9	58.0							
Avg. Dist. to Rail [m]	1.5	0.7	0.8	1.1	3.9	5.4							
Avg. Stride Freq. [Hz]	2.3	2.5	2.4	2.3	2.3	2.3							
Avg. Stride Length [m]	6.3	7.2	7.5	7.3	7.0	6.9							





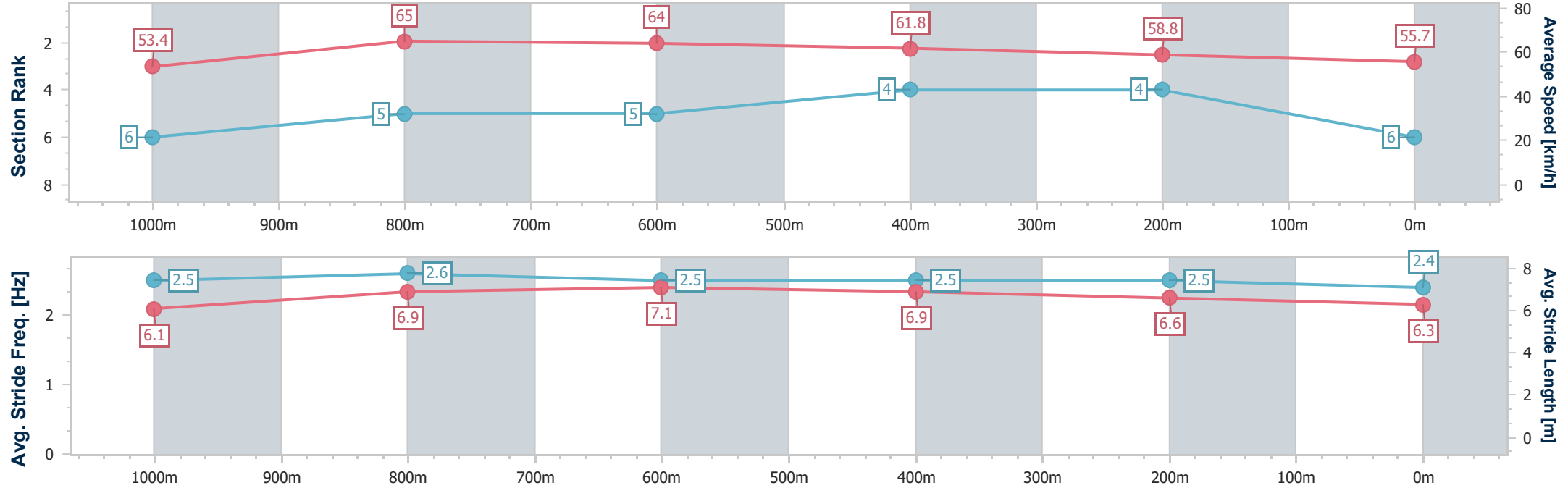
Horse/Jockey Name	Nordic Invader
Final Rank	6
Fastest Section Time (Section)	0:10.92 (1000m)
Top Speed [km/h] (Section)	67.9 (1000m)
Race State	Finished



Ladbrokes Cannon Park Professional
Race 4: MILLER RACING / BAILEY RACING QTIS Three-Year-
Old Handicap - 1250m
20 December 2025 - 15:26
Track Rating: Soft 5, Weather: Fine, Rail Position: True



Section	Overall	1000m	800m	600m	400m	200m							
Section Times	1:15.94 [6] (0:16.81)	0:59.13 [6] (0:10.92)	0:48.21 [5] (0:11.23)	0:36.98 [5] (0:11.75)	0:25.23 [4] (0:12.34)	0:12.89 [4] (0:12.89)							
Average Speed [km/h]	53.4	65.0	64.0	61.8	58.8	55.7							
Top Speed [km/h]	65.3	67.9	65.5	65.3	60.1	57.3							
Avg. Dist. to Rail [m]	1.4	1.9	1.5	1.2	4.3	6.4							
Avg. Stride Freq. [Hz]	2.5	2.6	2.5	2.5	2.5	2.4							
Avg. Stride Length [m]	6.1	6.9	7.1	6.9	6.6	6.3							





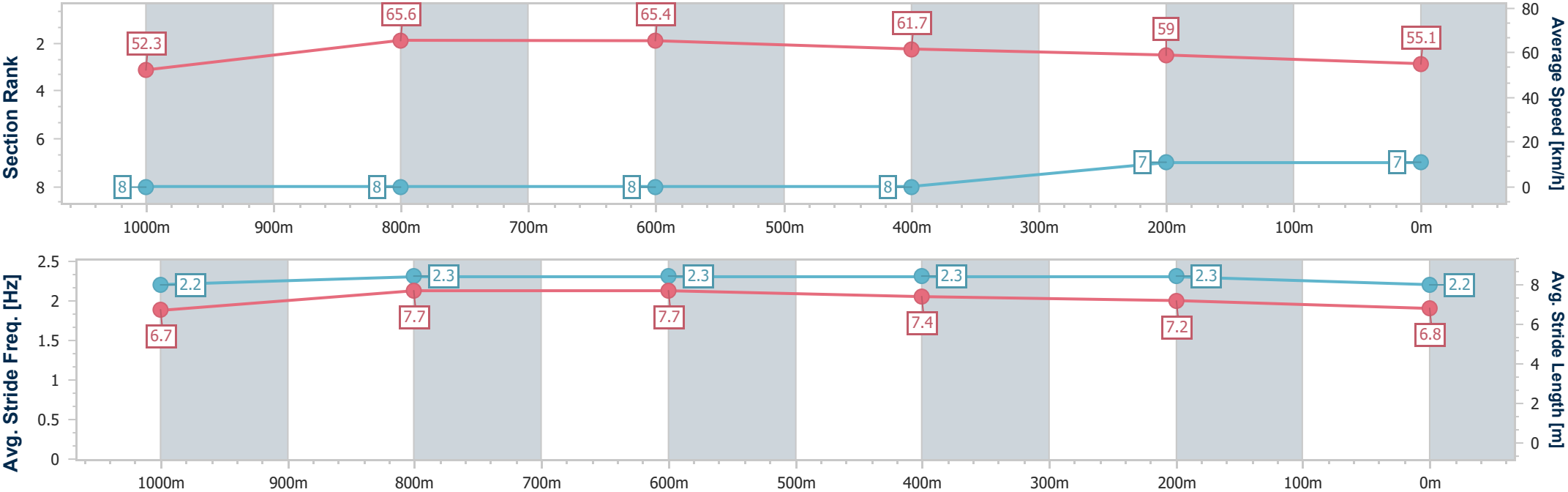
Horse/Jockey Name	Confiserie
Final Rank	7
Fastest Section Time (Section)	0:10.99 (1000m)
Top Speed [km/h] (Section)	67.4 (800m)
Race State	Finished



Ladbrokes Cannon Park Professional
Race 4: MILLER RACING / BAILEY RACING QTIS Three-Year-
Old Handicap - 1250m
20 December 2025 - 15:26
Track Rating: Soft 5, Weather: Fine, Rail Position: True



Section	Overall	1000m	800m	600m	400m	200m								
Section Times	1:16.44 [7] (0:17.16)	0:59.28 [8] (0:10.99)	0:48.29 [8] (0:11.01)	0:37.28 [8] (0:11.93)	0:25.35 [8] (0:12.31)	0:13.04 [7] (0:13.04)								
Average Speed [km/h]	52.3	65.6	65.4	61.7	59.0	55.1								
Top Speed [km/h]	64.4	67.2	67.4	66.8	60.6	58.5								
Avg. Dist. to Rail [m]	0.5	0.5	2.1	2.9	2.9	3.6								
Avg. Stride Freq. [Hz]	2.2	2.3	2.3	2.3	2.3	2.2								
Avg. Stride Length [m]	6.7	7.7	7.7	7.4	7.2	6.8								





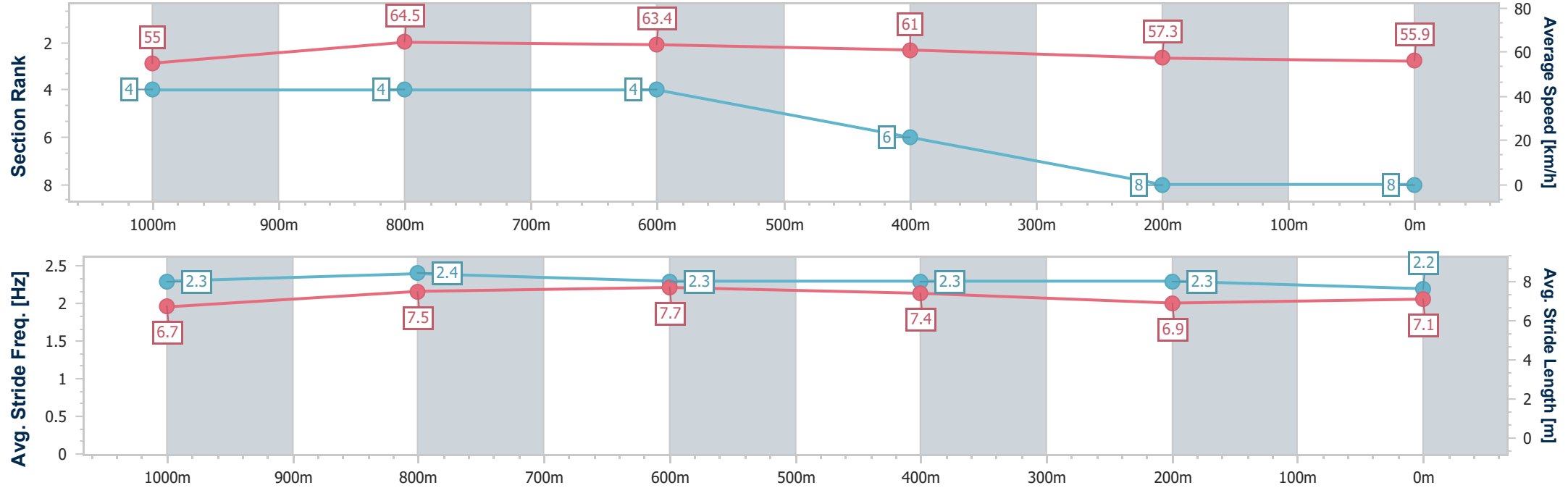
Horse/Jockey Name	Omnipresent
Final Rank	8
Fastest Section Time (Section)	0:11.15 (1000m)
Top Speed [km/h] (Section)	67.7 (Overall)
Race State	Finished



Ladbrokes Cannon Park Professional
Race 4: MILLER RACING / BAILEY RACING QTIS Three-Year-
Old Handicap - 1250m
20 December 2025 - 15:26
Track Rating: Soft 5, Weather: Fine, Rail Position: True



Section	Overall	1000m	800m	600m	400m	200m								
Section Times	1:16.47 [8] (0:16.36)	1:00.11 [4] (0:11.15)	0:48.96 [4] (0:11.35)	0:37.61 [4] (0:12.00)	0:25.61 [6] (0:12.74)	0:12.87 [8] (0:12.87)								
Average Speed [km/h]	55.0	64.5	63.4	61.0	57.3	55.9								
Top Speed [km/h]	67.7	66.0	64.5	63.5	59.3	59.0								
Avg. Dist. to Rail [m]	2.6	0.4	1.3	2.4	6.0	7.8								
Avg. Stride Freq. [Hz]	2.3	2.4	2.3	2.3	2.3	2.2								
Avg. Stride Length [m]	6.7	7.5	7.7	7.4	6.9	7.1								





Ladbroke's Cannon Park Professional
Race 5: ROWE RACING BENCHMARK 65 Handicap - 1400m
20 December 2025 - 16:04



Track Rating: Soft 5, Weather: Fine, Rail Position: True

Section		Overall				1200m	1000m	800m	600m	400m	Last 600m	
Field Times		1:23.75 (0:13.60)				1:10.15 (0:10.25)	0:59.90 (0:11.00)	0:48.90 (0:11.67)	0:37.23 (0:12.29)	0:24.94 (0:12.29)	0:37.23	
Rank	TAB	Horse/Jockey	Barrier	Top Speed [km/h]	Fastest Section							Distance Travelled [m]
1	3	NIPPA'S NIGHTCAP	2	69.4	0:10.51	1:23.75 [1]	1:09.71 [6]	0:59.20 [6]	0:48.22 [4]	0:36.73 [4]	0:24.89 [2]	0:36.73
		Lacey Morrison		1200m	1200m	(0:14.04)	(0:10.51)	(0:10.98)	(0:11.49)	(0:11.84)	(0:12.33)	
2	1	YAMABUSHI	1	68.5	0:10.54	1:23.77 [2]	1:09.56 [7]	0:59.02 [7]	0:48.02 [7]	0:36.62 [7]	0:24.62 [7]	0:36.62 -1
		Lauren Guernier		1200m	1200m	(0:14.21)	(0:10.54)	(0:11.00)	(0:11.40)	(0:12.00)	(0:12.22)	
3	4	BOOM BOOM RAY	6	70.5	0:10.48	1:23.86 [3]	1:10.08 [3]	0:59.60 [3]	0:48.65 [3]	0:37.13 [3]	0:25.05 [1]	0:37.13 +0
		Sean Cormack		1200m	1200m	(0:13.78)	(0:10.48)	(0:10.95)	(0:11.52)	(0:12.08)	(0:12.29)	
4	6	DREAMWOMAN	7	71.0	0:10.53	1:24.49 [4]	1:10.54 [5]	1:00.01 [5]	0:48.83 [6]	0:37.35 [6]	0:25.46 [5]	0:37.35 +9
		Nathan Thomas		Overall	1200m	(0:13.95)	(0:10.53)	(0:11.18)	(0:11.48)	(0:11.89)	(0:12.48)	
5	8	DIASONIC	3	68.3	0:10.67	1:24.60 [5]	1:10.23 [8]	0:59.56 [8]	0:48.55 [8]	0:37.12 [8]	0:25.25 [8]	0:37.12 -1
		Jackson Murphy		1200m	1200m	(0:14.37)	(0:10.67)	(0:11.01)	(0:11.43)	(0:11.87)	(0:12.51)	
6	9	WINEHOUSE	4	70.7	0:10.53	1:25.62 [6]	1:11.72 [4]	1:01.19 [4]	0:50.08 [5]	0:38.56 [5]	0:26.49 [6]	0:38.56 +0
		Wanderson D'Avila		1200m	1200m	(0:13.90)	(0:10.53)	(0:11.11)	(0:11.52)	(0:12.07)	(0:12.94)	
7	7	ON THE QUIET	8	71.0	0:10.32	1:25.76 [7]	1:12.11 [2]	1:01.79 [2]	0:50.77 [2]	0:39.24 [1]	0:26.87 [3]	0:39.24 +0
		Amanda Thomson		1200m	1200m	(0:13.65)	(0:10.32)	(0:11.02)	(0:11.53)	(0:12.37)	(0:12.90)	
8	5	CITY PLAYBOY	5	70.7	0:10.25	1:26.28 [8]	1:12.68 [1]	1:02.43 [1]	0:51.43 [1]	0:39.73 [2]	0:27.34 [4]	0:39.73 -5
		Shane McGovern		1200m	1200m	(0:13.60)	(0:10.25)	(0:11.00)	(0:11.70)	(0:12.39)	(0:13.22)	

Scratched: Brasco (#2)



Ladbroke's Cannon Park Professional
Race 5: ROWE RACING BENCHMARK 65 Handicap - 1400m
20 December 2025 - 16:04



Track Rating: Soft 5, Weather: Fine, Rail Position: True

Section Field Times		200m 0:12.65 (0:12.65)					Last 600m 0:37.23		
Rank	TAB	Horse/Jockey	Barrier	Top Speed [km/h]	Fastest Section	Margin		Distance Travelled [m]	
1	3	NIPPA'S NIGHTCAP	2	69.4	0:10.51	0:12.56 [2]	1:23.75	0:36.73	
		Lacey Morrison		1200m	1200m	(0:12.56)			
2	1	YAMABUSHI	1	68.5	0:10.54	0:12.40 [3]	0.1L	0:36.62	-1
		Lauren Guernier		1200m	1200m	(0:12.40)			
3	4	BOOM BOOM RAY	6	70.5	0:10.48	0:12.76 [1]	0.6L	0:37.13	+0
		Sean Cormack		1200m	1200m	(0:12.76)			
4	6	DREAMWOMAN	7	71.0	0:10.53	0:12.98 [4]	4.31L	0:37.35	+9
		Nathan Thomas		Overall	1200m	(0:12.98)			
5	8	DIASONIC	3	68.3	0:10.67	0:12.74 [6]	4.97L	0:37.12	-1
		Jackson Murphy		1200m	1200m	(0:12.74)			
6	9	WINEHOUSE	4	70.7	0:10.53	0:13.55 [7]	10.99L	0:38.56	+0
		Wanderson D'Avila		1200m	1200m	(0:13.55)			
7	7	ON THE QUIET	8	71.0	0:10.32	0:13.97 [5]	11.8L	0:39.24	+0
		Amanda Thomson		1200m	1200m	(0:13.97)			
8	5	CITY PLAYBOY	5	70.7	0:10.25	0:14.12 [8]	14.84L	0:39.73	-5
		Shane McGovern		1200m	1200m	(0:14.12)			

Scratched: Brasco (#2)



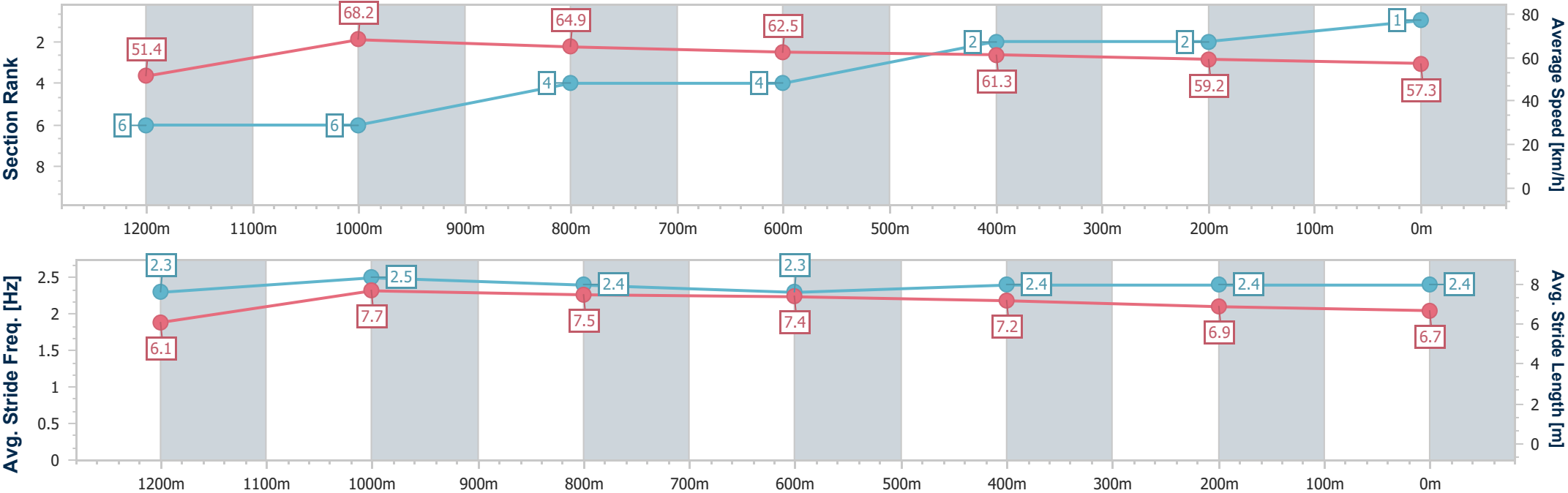
Horse/Jockey Name	Nippa's Nightcap
Final Rank	1
Fastest Section Time (Section)	0:10.51 (1200m)
Top Speed [km/h] (Section)	69.4 (1200m)
Race State	Finished



Ladbrokes Cannon ParkProfessional
Race 5: ROWE RACING BENCHMARK 65 Handicap - 1400m
20 December 2025 - 16:04
Track Rating: Soft 5, Weather: Fine, Rail Position: True



Section	Overall	1200m	1000m	800m	600m	400m	200m						
Section Times	1:23.75 [1] (0:14.04)	1:09.71 [6] (0:10.51)	0:59.20 [6] (0:10.98)	0:48.22 [4] (0:11.49)	0:36.73 [4] (0:11.84)	0:24.89 [2] (0:12.33)	0:12.56 [2] (0:12.56)						
Average Speed [km/h]	51.4	68.2	64.9	62.5	61.3	59.2	57.3						
Top Speed [km/h]	69.2	69.4	66.3	63.5	62.5	60.1	59.5						
Avg. Dist. to Rail [m]	1.4	0.8	1.5	0.2	1.2	4.7	6.1						
Avg. Stride Freq. [Hz]	2.3	2.5	2.4	2.3	2.4	2.4	2.4						
Avg. Stride Length [m]	6.1	7.7	7.5	7.4	7.2	6.9	6.7						





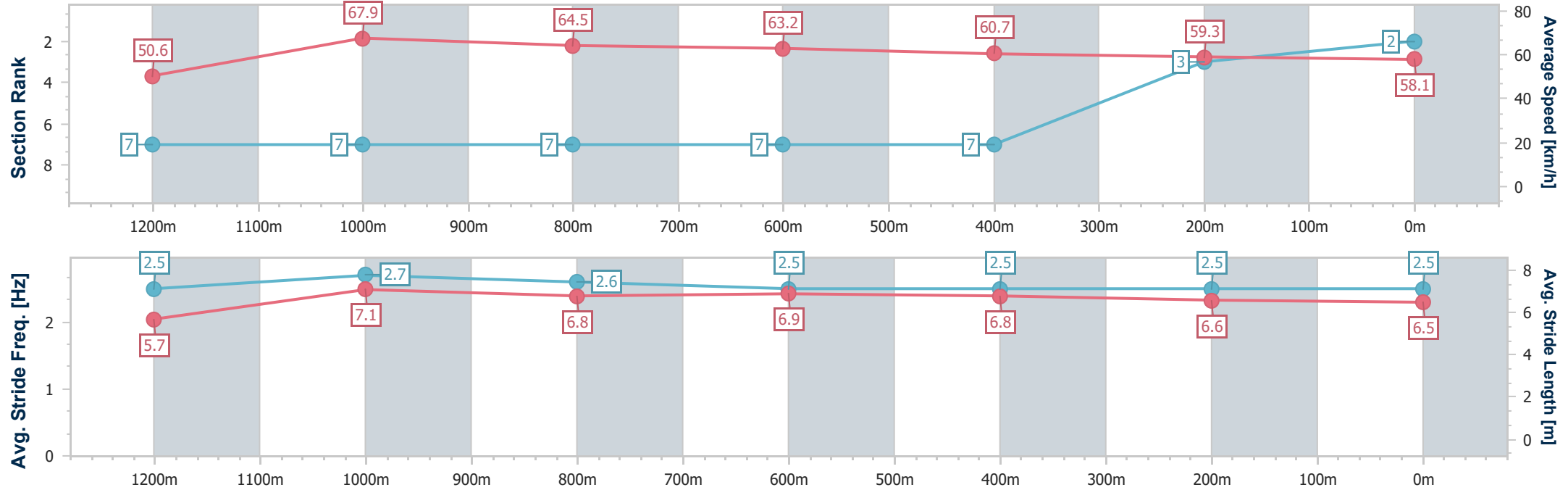
Horse/Jockey Name	Yamabushi
Final Rank	2
Fastest Section Time (Section)	0:10.54 (1200m)
Top Speed [km/h] (Section)	68.5 (1200m)
Race State	Finished



Ladbrokes Cannon ParkProfessional
Race 5: ROWE RACING BENCHMARK 65 Handicap - 1400m
20 December 2025 - 16:04
Track Rating: Soft 5, Weather: Fine, Rail Position: True



Section	Overall	1200m	1000m	800m	600m	400m	200m						
Section Times	1:23.77 [2] (0:14.21)	1:09.56 [7] (0:10.54)	0:59.02 [7] (0:11.00)	0:48.02 [7] (0:11.40)	0:36.62 [7] (0:12.00)	0:24.62 [7] (0:12.22)	0:12.40 [3] (0:12.40)						
Average Speed [km/h]	50.6	67.9	64.5	63.2	60.7	59.3	58.1						
Top Speed [km/h]	67.8	68.5	67.0	64.9	61.7	60.2	59.8						
Avg. Dist. to Rail [m]	2.9	2.3	2.0	2.6	2.1	2.8	3.0						
Avg. Stride Freq. [Hz]	2.5	2.7	2.6	2.5	2.5	2.5	2.5						
Avg. Stride Length [m]	5.7	7.1	6.8	6.9	6.8	6.6	6.5						



[] Ranking at each section and finish
-.-.- No data available at this section
NA No data available



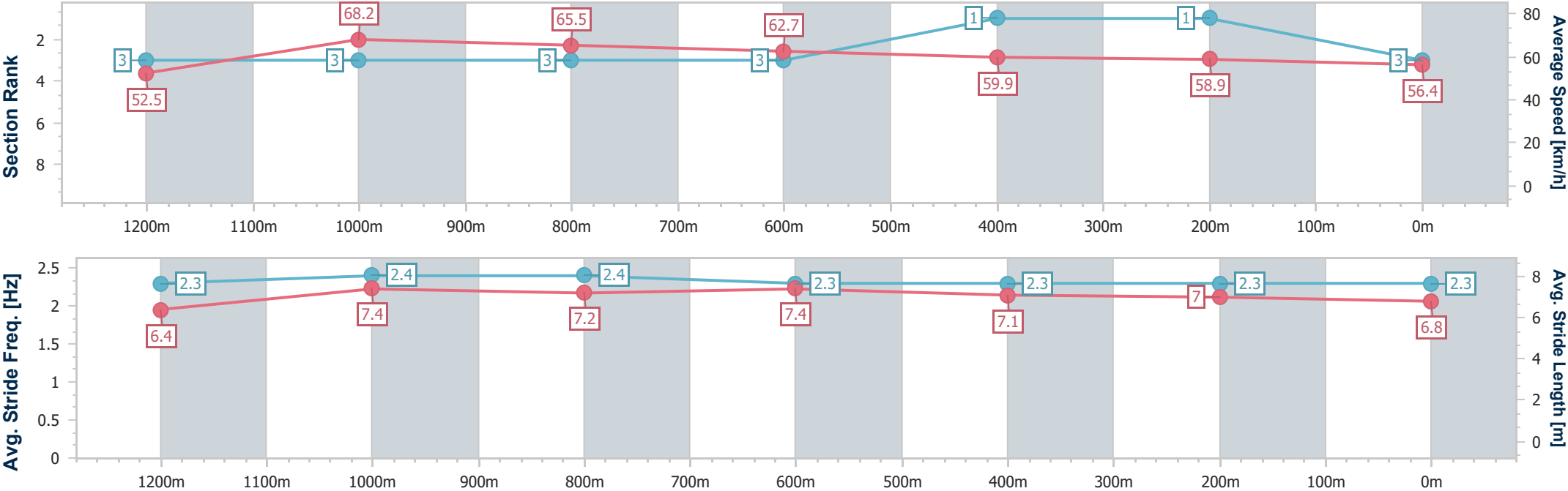
Horse/Jockey Name	Boom Boom Ray
Final Rank	3
Fastest Section Time (Section)	0:10.48 (1200m)
Top Speed [km/h] (Section)	70.5 (1200m)
Race State	Finished



Ladbrokes Cannon ParkProfessional
Race 5: ROWE RACING BENCHMARK 65 Handicap - 1400m
20 December 2025 - 16:04
Track Rating: Soft 5, Weather: Fine, Rail Position: True



Section	Overall	1200m	1000m	800m	600m	400m	200m						
Section Times	1:23.86 [3] (0:13.78)	1:10.08 [3] (0:10.48)	0:59.60 [3] (0:10.95)	0:48.65 [3] (0:11.52)	0:37.13 [3] (0:12.08)	0:25.05 [1] (0:12.29)	0:12.76 [1] (0:12.76)						
Average Speed [km/h]	52.5	68.2	65.5	62.7	59.9	58.9	56.4						
Top Speed [km/h]	70.2	70.5	68.1	64.3	61.4	60.1	58.5						
Avg. Dist. to Rail [m]	3.0	1.2	0.7	1.0	1.1	1.2	3.3						
Avg. Stride Freq. [Hz]	2.3	2.4	2.4	2.3	2.3	2.3	2.3						
Avg. Stride Length [m]	6.4	7.4	7.2	7.4	7.1	7.0	6.8						



[] Ranking at each section and finish
-.-.- No data available at this section
NA No data available



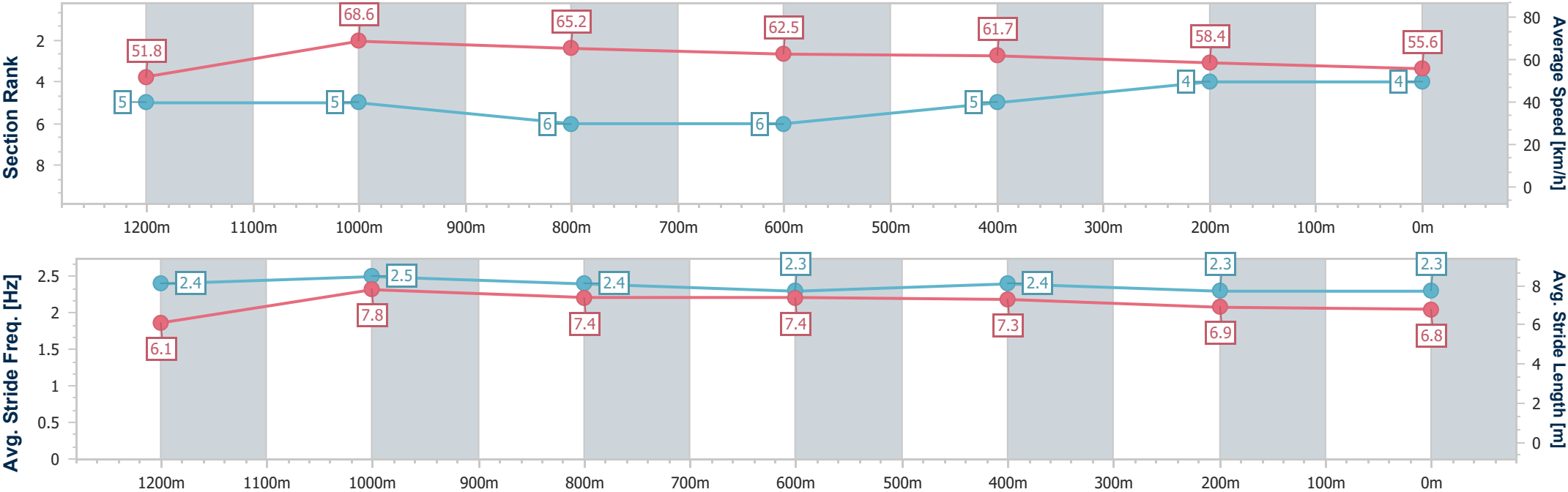
Horse/Jockey Name	Dreamwoman
Final Rank	4
Fastest Section Time (Section)	0:10.53 (1200m)
Top Speed [km/h] (Section)	71.0 (Overall)
Race State	Finished



Ladbrokes Cannon ParkProfessional
Race 5: ROWE RACING BENCHMARK 65 Handicap - 1400m
20 December 2025 - 16:04
Track Rating: Soft 5, Weather: Fine, Rail Position: True



Section	Overall	1200m	1000m	800m	600m	400m	200m						
Section Times	1:24.49 [4] (0:13.95)	1:10.54 [5] (0:10.53)	1:00.01 [5] (0:11.18)	0:48.83 [6] (0:11.48)	0:37.35 [6] (0:11.89)	0:25.46 [5] (0:12.48)	0:12.98 [4] (0:12.98)						
Average Speed [km/h]	51.8	68.6	65.2	62.5	61.7	58.4	55.6						
Top Speed [km/h]	71.0	71.0	66.7	64.0	63.2	60.0	57.0						
Avg. Dist. to Rail [m]	3.8	1.1	1.7	2.5	2.7	5.6	6.4						
Avg. Stride Freq. [Hz]	2.4	2.5	2.4	2.3	2.4	2.3	2.3						
Avg. Stride Length [m]	6.1	7.8	7.4	7.4	7.3	6.9	6.8						



[] Ranking at each section and finish
-.-.- No data available at this section
NA No data available



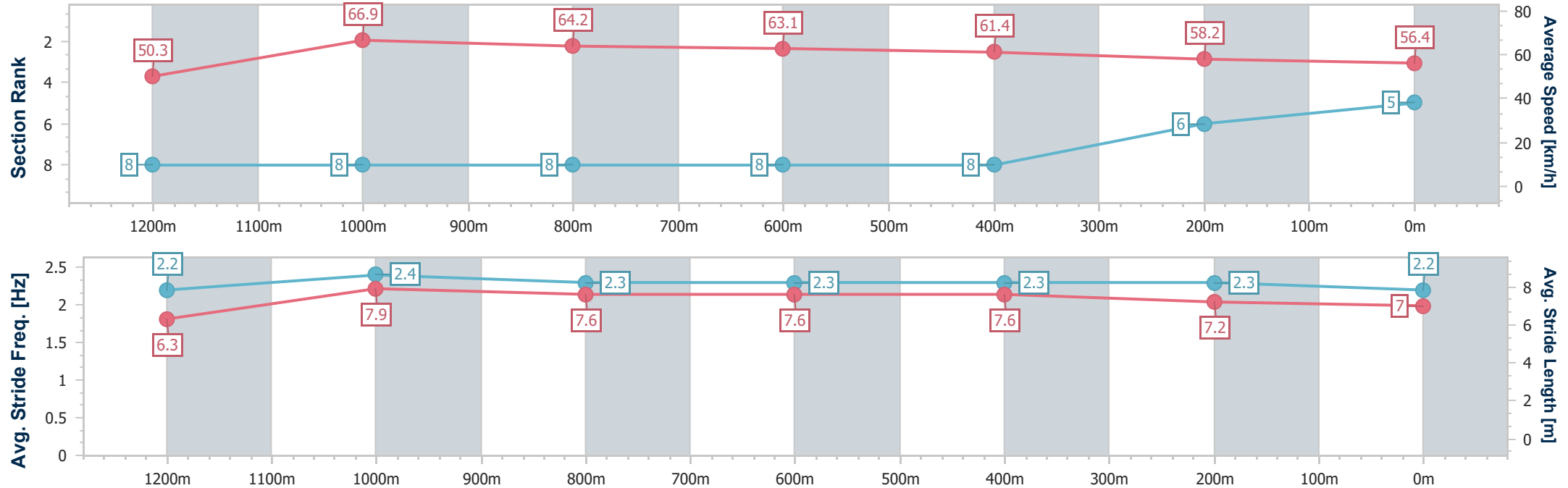
Horse/Jockey Name	Diasonic
Final Rank	5
Fastest Section Time (Section)	0:10.67 (1200m)
Top Speed [km/h] (Section)	68.3 (1200m)
Race State	Finished



Ladbrokes Cannon ParkProfessional
Race 5: ROWE RACING BENCHMARK 65 Handicap - 1400m
20 December 2025 - 16:04
Track Rating: Soft 5, Weather: Fine, Rail Position: True



Section	Overall	1200m	1000m	800m	600m	400m	200m						
Section Times	1:24.60 [5] (0:14.37)	1:10.23 [8] (0:10.67)	0:59.56 [8] (0:11.01)	0:48.55 [8] (0:11.43)	0:37.12 [8] (0:11.87)	0:25.25 [8] (0:12.51)	0:12.74 [6] (0:12.74)						
Average Speed [km/h]	50.3	66.9	64.2	63.1	61.4	58.2	56.4						
Top Speed [km/h]	67.7	68.3	65.5	63.5	62.5	59.7	57.7						
Avg. Dist. to Rail [m]	1.7	1.2	2.2	0.6	1.6	4.8	7.1						
Avg. Stride Freq. [Hz]	2.2	2.4	2.3	2.3	2.3	2.3	2.2						
Avg. Stride Length [m]	6.3	7.9	7.6	7.6	7.6	7.2	7.0						



[] Ranking at each section and finish
-.-.- No data available at this section
NA No data available



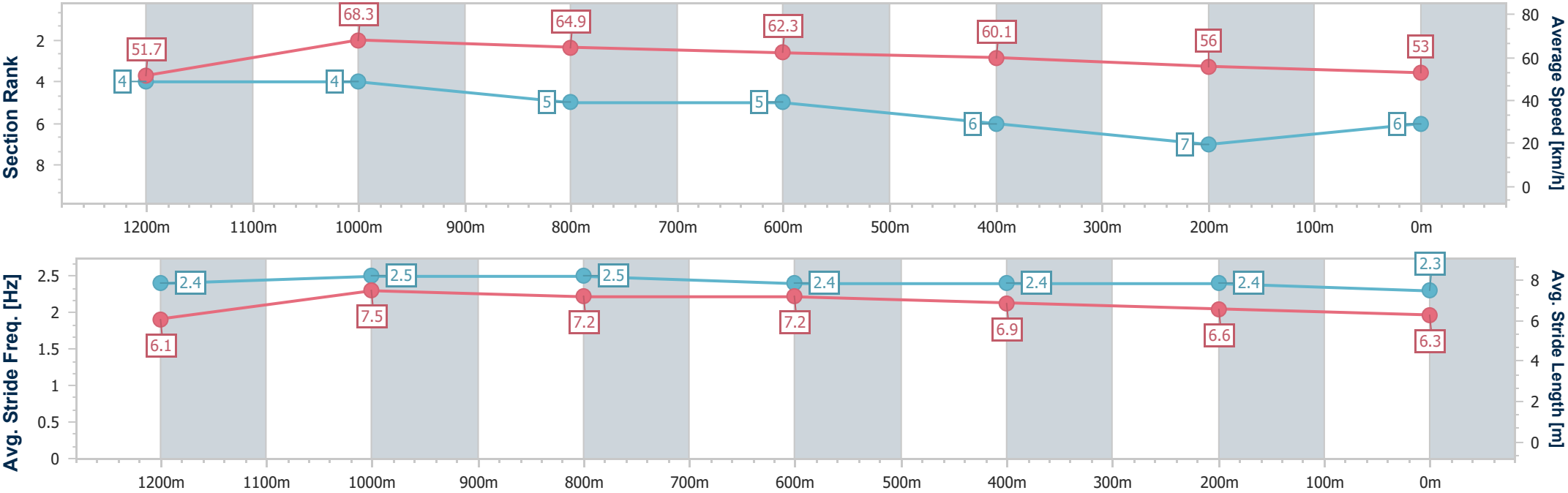
Horse/Jockey Name	Winehouse
Final Rank	6
Fastest Section Time (Section)	0:10.53 (1200m)
Top Speed [km/h] (Section)	70.7 (1200m)
Race State	Finished



Ladbrokes Cannon ParkProfessional
Race 5: ROWE RACING BENCHMARK 65 Handicap - 1400m
20 December 2025 - 16:04
Track Rating: Soft 5, Weather: Fine, Rail Position: True



Section	Overall	1200m	1000m	800m	600m	400m	200m						
Section Times	1:25.62 [6] (0:13.90)	1:11.72 [4] (0:10.53)	1:01.19 [4] (0:11.11)	0:50.08 [5] (0:11.52)	0:38.56 [5] (0:12.07)	0:26.49 [6] (0:12.94)	0:13.55 [7] (0:13.55)						
Average Speed [km/h]	51.7	68.3	64.9	62.3	60.1	56.0	53.0						
Top Speed [km/h]	70.1	70.7	66.2	63.8	62.3	58.3	55.3						
Avg. Dist. to Rail [m]	2.6	0.4	0.7	1.0	0.9	3.6	6.3						
Avg. Stride Freq. [Hz]	2.4	2.5	2.5	2.4	2.4	2.4	2.3						
Avg. Stride Length [m]	6.1	7.5	7.2	7.2	6.9	6.6	6.3						



[] Ranking at each section and finish
-.-.- No data available at this section
NA No data available



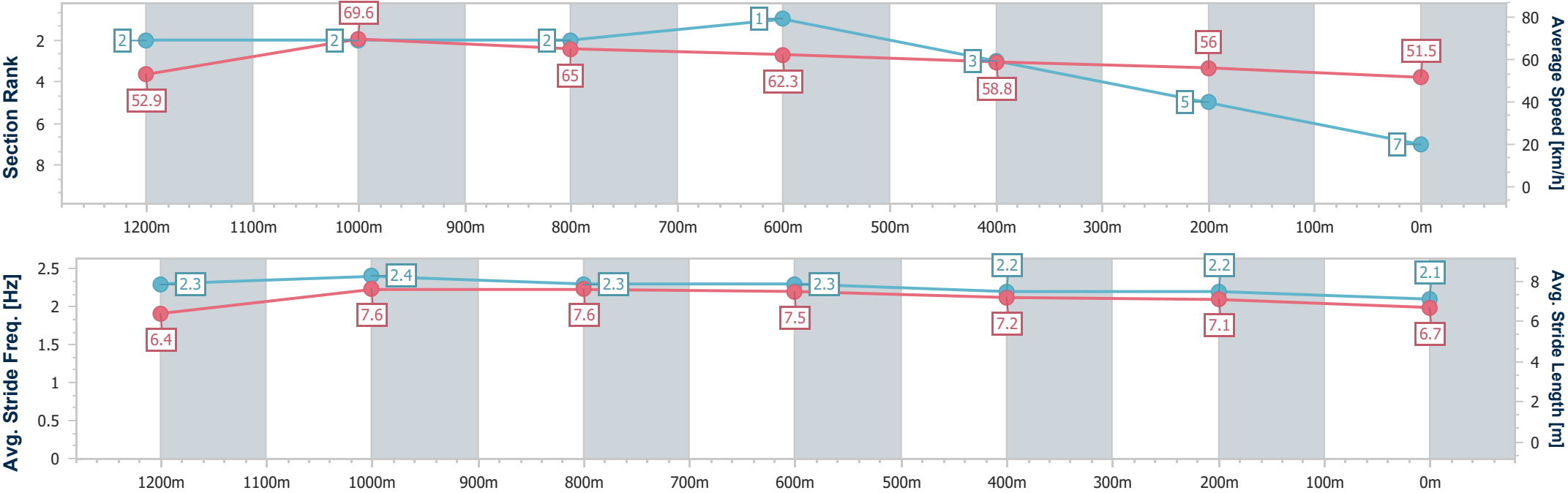
Horse/Jockey Name	On the Quiet
Final Rank	7
Fastest Section Time (Section)	0:10.32 (1200m)
Top Speed [km/h] (Section)	71.0 (1200m)
Race State	Finished



Ladbrokes Cannon ParkProfessional
Race 5: ROWE RACING BENCHMARK 65 Handicap - 1400m
20 December 2025 - 16:04
Track Rating: Soft 5, Weather: Fine, Rail Position: True



Section	Overall	1200m	1000m	800m	600m	400m	200m						
Section Times	1:25.76 [7] (0:13.65)	1:12.11 [2] (0:10.32)	1:01.79 [2] (0:11.02)	0:50.77 [2] (0:11.53)	0:39.24 [1] (0:12.37)	0:26.87 [3] (0:12.90)	0:13.97 [5] (0:13.97)						
Average Speed [km/h]	52.9	69.6	65.0	62.3	58.8	56.0	51.5						
Top Speed [km/h]	70.8	71.0	67.3	63.6	61.6	56.9	54.8						
Avg. Dist. to Rail [m]	4.4	0.3	0.8	0.6	1.1	1.4	4.0						
Avg. Stride Freq. [Hz]	2.3	2.4	2.3	2.3	2.2	2.2	2.1						
Avg. Stride Length [m]	6.4	7.6	7.6	7.5	7.2	7.1	6.7						





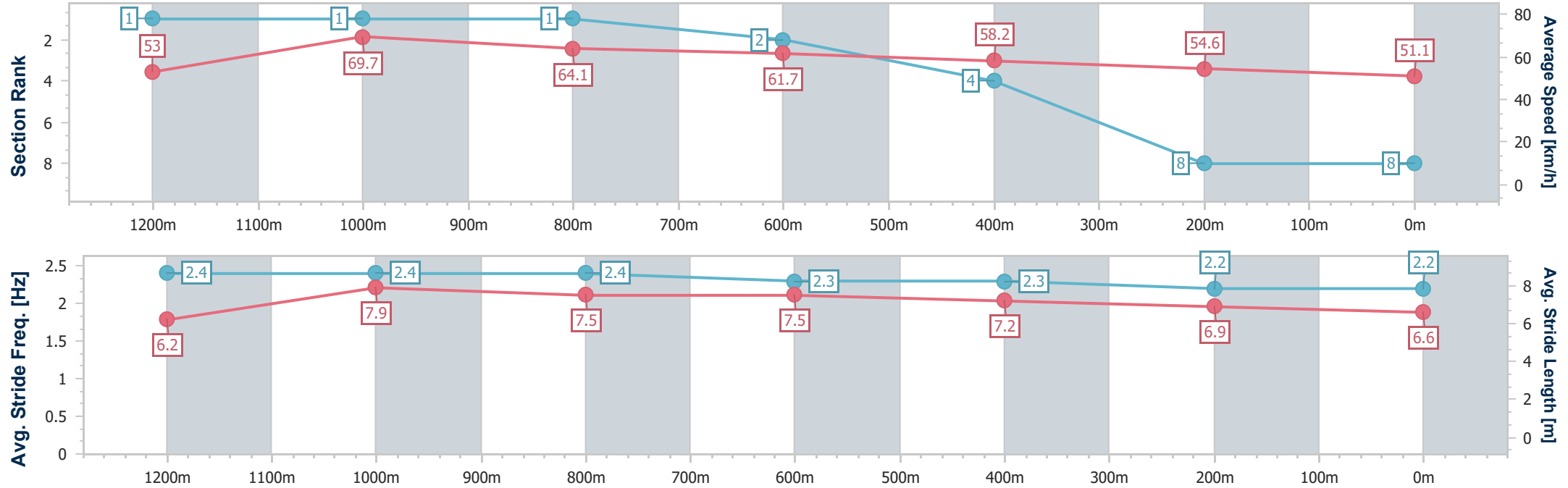
Horse/Jockey Name	City Playboy
Final Rank	8
Fastest Section Time (Section)	0:10.25 (1200m)
Top Speed [km/h] (Section)	70.7 (1200m)
Race State	Finished



Ladbrokes Cannon ParkProfessional
Race 5: ROWE RACING BENCHMARK 65 Handicap - 1400m
20 December 2025 - 16:04
Track Rating: Soft 5, Weather: Fine, Rail Position: True



Section	Overall	1200m	1000m	800m	600m	400m	200m						
Section Times	1:26.28 [8] (0:13.60)	1:12.68 [1] (0:10.25)	1:02.43 [1] (0:11.00)	0:51.43 [1] (0:11.70)	0:39.73 [2] (0:12.39)	0:27.34 [4] (0:13.22)	0:14.12 [8] (0:14.12)						
Average Speed [km/h]	53.0	69.7	64.1	61.7	58.2	54.6	51.1						
Top Speed [km/h]	70.2	70.7	67.5	63.7	60.9	55.8	53.3						
Avg. Dist. to Rail [m]	2.5	2.1	2.6	1.0	0.7	1.4	2.2						
Avg. Stride Freq. [Hz]	2.4	2.4	2.4	2.3	2.3	2.2	2.2						
Avg. Stride Length [m]	6.2	7.9	7.5	7.5	7.2	6.9	6.6						





Ladbrokes Cannon Park Professional
Race 6: MASSINGHAM RACING OPEN Handicap - 1400m
20 December 2025 - 16:38



Track Rating: Soft 5, Weather: Fine, Rail Position: True

Section		Overall				1200m	1000m	800m	600m	400m	Last 600m	
Field Times		1:24.00				1:10.31	0:59.93	0:48.75	0:37.01	0:24.90	0:37.01	
		(0:13.69)				(0:10.38)	(0:11.18)	(0:11.74)	(0:12.11)	(0:12.00)		
Rank	TAB	Horse/Jockey	Barrier	Top Speed [km/h]	Fastest Section							Distance Travelled [m]
1	3	TYCOON BEAU	1	68.7	0:10.72	1:24.00 [1]	1:09.75 [7]	0:59.03 [8]	0:47.79 [8]	0:36.20 [8]	0:24.33 [6]	0:36.20
		Ryan Wiggins		Overall	1200m	(0:14.25)	(0:10.72)	(0:11.24)	(0:11.59)	(0:11.87)	(0:11.90)	
2	7	SEVENTIES HIT	6	70.1	0:10.60	1:24.04 [2]	1:10.28 [2]	0:59.68 [2]	0:48.36 [2]	0:36.73 [2]	0:24.81 [2]	0:36.73 +1
		Lacey Morrison		1200m	1200m	(0:13.76)	(0:10.60)	(0:11.32)	(0:11.63)	(0:11.92)	(0:11.87)	
3	4	STRATHCONA	5	70.4	0:10.38	1:24.34 [3]	1:10.65 [1]	1:00.27 [1]	0:49.09 [1]	0:37.35 [1]	0:25.24 [1]	0:37.35 -5
		Amanda Thomson		1200m	1200m	(0:13.69)	(0:10.38)	(0:11.18)	(0:11.74)	(0:12.11)	(0:12.17)	
4	6	KING'S HALO	7	71.7	0:10.47	1:24.47 [4]	1:10.28 [5]	0:59.81 [3]	0:48.69 [3]	0:36.99 [3]	0:25.03 [3]	0:36.99 -1
		Nathan Thomas		1200m	1200m	(0:14.19)	(0:10.47)	(0:11.12)	(0:11.70)	(0:11.96)	(0:12.12)	
5	1	INCHING CLOSER	2	67.9	0:10.82	1:24.49 [5]	1:10.46 [4]	0:59.64 [6]	0:48.49 [5]	0:36.75 [7]	0:24.81 [8]	0:36.75 +0
		Lauren Guernier		1200m	1200m	(0:14.03)	(0:10.82)	(0:11.15)	(0:11.74)	(0:11.94)	(0:12.06)	
6	5	SIR ROCKET	4	68.2	0:10.81	1:24.53 [6]	1:10.65 [3]	0:59.84 [4]	0:48.69 [4]	0:36.99 [5]	0:25.03 [4]	0:36.99 -6
		Jackson Murphy		Overall	1200m	(0:13.88)	(0:10.81)	(0:11.15)	(0:11.70)	(0:11.96)	(0:12.23)	
7	8	REFORMIST	3	69.9	0:10.55	1:24.74 [7]	1:10.54 [6]	0:59.99 [5]	0:48.72 [6]	0:37.23 [4]	0:25.22 [5]	0:37.23 +2
		Shane McGovern		1200m	1200m	(0:14.20)	(0:10.55)	(0:11.27)	(0:11.49)	(0:12.01)	(0:12.18)	
8	2	LIDDER VALLEY	8	70.0	0:10.58	1:25.33 [8]	1:10.98 [8]	1:00.40 [7]	0:49.21 [7]	0:37.66 [6]	0:25.66 [6]	0:37.66 +7
		Sean Cormack		1200m	1200m	(0:14.35)	(0:10.58)	(0:11.19)	(0:11.55)	(0:12.00)	(0:12.21)	

Scratched: Brasco (#9)



Ladbroke's Cannon Park Professional
Race 6: MASSINGHAM RACING OPEN Handicap - 1400m
20 December 2025 - 16:38



Track Rating: Soft 5, Weather: Fine, Rail Position: True

Section Field Times		200m 0:12.90 (0:12.90)		Last 600m 0:37.01			
Rank	TAB	Horse/Jockey	Barrier	Top Speed [km/h]	Fastest Section	Margin	Distance Travelled [m]
1	3	TYCOON BEAU	1	68.7	0:10.72	0:12.43 [4]	1:24.00
		Ryan Wiggins		Overall	1200m	(0:12.43)	0:36.20
2	7	SEVENTIES HIT	6	70.1	0:10.60	0:12.94 [1]	0.24L
		Lacey Morrison		1200m	1200m	(0:12.94)	0:36.73 +1
3	4	STRATHCONA	5	70.4	0:10.38	0:13.07 [2]	2.04L
		Amanda Thomson		1200m	1200m	(0:13.07)	0:37.35 -5
4	6	KING'S HALO	7	71.7	0:10.47	0:12.91 [3]	2.75L
		Nathan Thomas		1200m	1200m	(0:12.91)	0:36.99 -1
5	1	INCHING CLOSER	2	67.9	0:10.82	0:12.75 [7]	2.92L
		Lauren Guernier		1200m	1200m	(0:12.75)	0:36.75 +0
6	5	SIR ROCKET	4	68.2	0:10.81	0:12.80 [6]	3.12L
		Jackson Murphy		Overall	1200m	(0:12.80)	0:36.99 -6
7	8	REFORMIST	3	69.9	0:10.55	0:13.04 [5]	4.39L
		Shane McGovern		1200m	1200m	(0:13.04)	0:37.23 +2
8	2	LIDDER VALLEY	8	70.0	0:10.58	0:13.45 [8]	7.86L
		Sean Cormack		1200m	1200m	(0:13.45)	0:37.66 +7

Scratched: Brasco (#9)



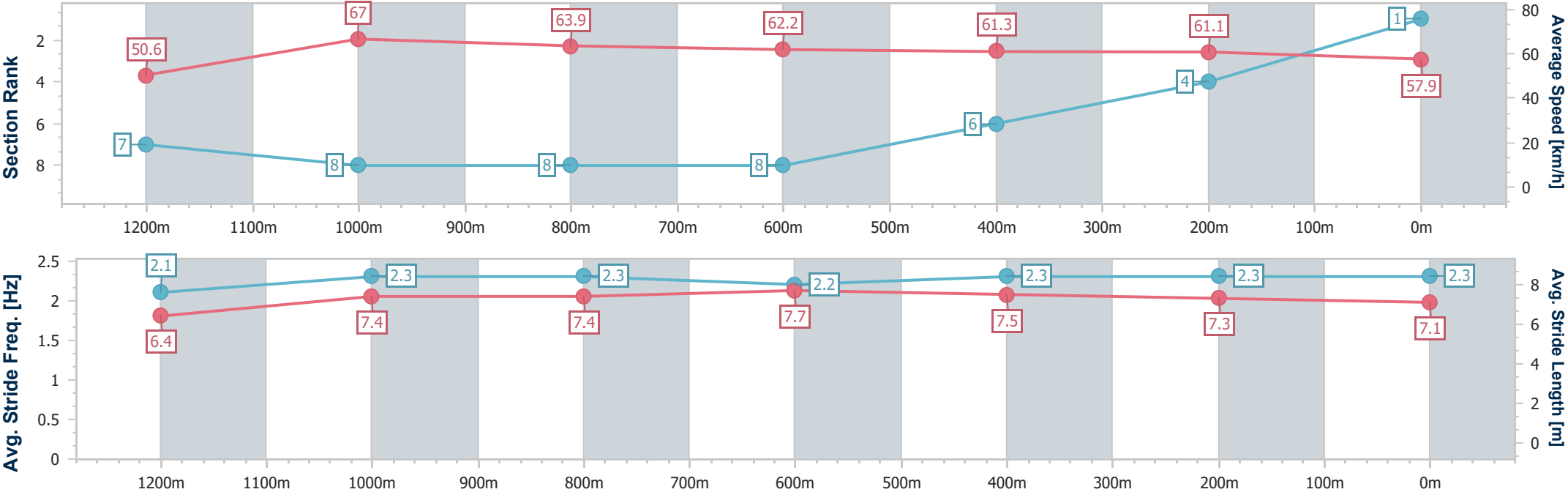
Horse/Jockey Name	Tycoon Beau
Final Rank	1
Fastest Section Time (Section)	0:10.72 (1200m)
Top Speed [km/h] (Section)	68.7 (Overall)
Race State	Finished



Ladbrokes Cannon ParkProfessional
Race 6: MASSINGHAM RACING OPEN Handicap - 1400m
20 December 2025 - 16:38
Track Rating: Soft 5, Weather: Fine, Rail Position: True



Section	Overall	1200m	1000m	800m	600m	400m	200m						
Section Times	1:24.00 [1] (0:14.25)	1:09.75 [7] (0:10.72)	0:59.03 [8] (0:11.24)	0:47.79 [8] (0:11.59)	0:36.20 [8] (0:11.87)	0:24.33 [6] (0:11.90)	0:12.43 [4] (0:12.43)						
Average Speed [km/h]	50.6	67.0	63.9	62.2	61.3	61.1	57.9						
Top Speed [km/h]	68.7	68.2	64.8	63.7	62.7	61.6	60.9						
Avg. Dist. to Rail [m]	3.1	1.1	0.6	0.8	1.3	3.8	7.1						
Avg. Stride Freq. [Hz]	2.1	2.3	2.3	2.2	2.3	2.3	2.3						
Avg. Stride Length [m]	6.4	7.4	7.4	7.7	7.5	7.3	7.1						





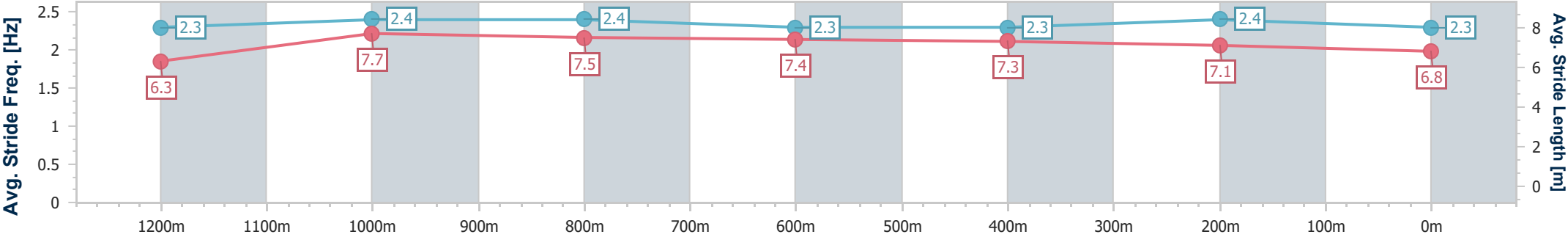
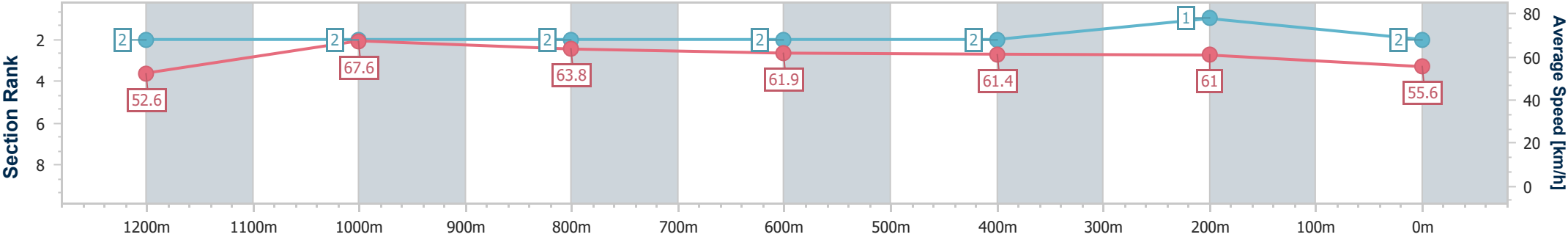
Horse/Jockey Name	Seventies Hit
Final Rank	2
Fastest Section Time (Section)	0:10.60 (1200m)
Top Speed [km/h] (Section)	70.1 (1200m)
Race State	Finished



Ladbrokes Cannon ParkProfessional
Race 6: MASSINGHAM RACING OPEN Handicap - 1400m
20 December 2025 - 16:38
Track Rating: Soft 5, Weather: Fine, Rail Position: True



Section	Overall	1200m	1000m	800m	600m	400m	200m						
Section Times	1:24.04 [2] (0:13.76)	1:10.28 [2] (0:10.60)	0:59.68 [2] (0:11.32)	0:48.36 [2] (0:11.63)	0:36.73 [2] (0:11.92)	0:24.81 [2] (0:11.87)	0:12.94 [1] (0:12.94)						
Average Speed [km/h]	52.6	67.6	63.8	61.9	61.4	61.0	55.6						
Top Speed [km/h]	69.6	70.1	66.6	62.9	62.9	62.4	59.7						
Avg. Dist. to Rail [m]	3.3	0.4	0.9	1.5	2.3	3.4	5.7						
Avg. Stride Freq. [Hz]	2.3	2.4	2.4	2.3	2.3	2.4	2.3						
Avg. Stride Length [m]	6.3	7.7	7.5	7.4	7.3	7.1	6.8						





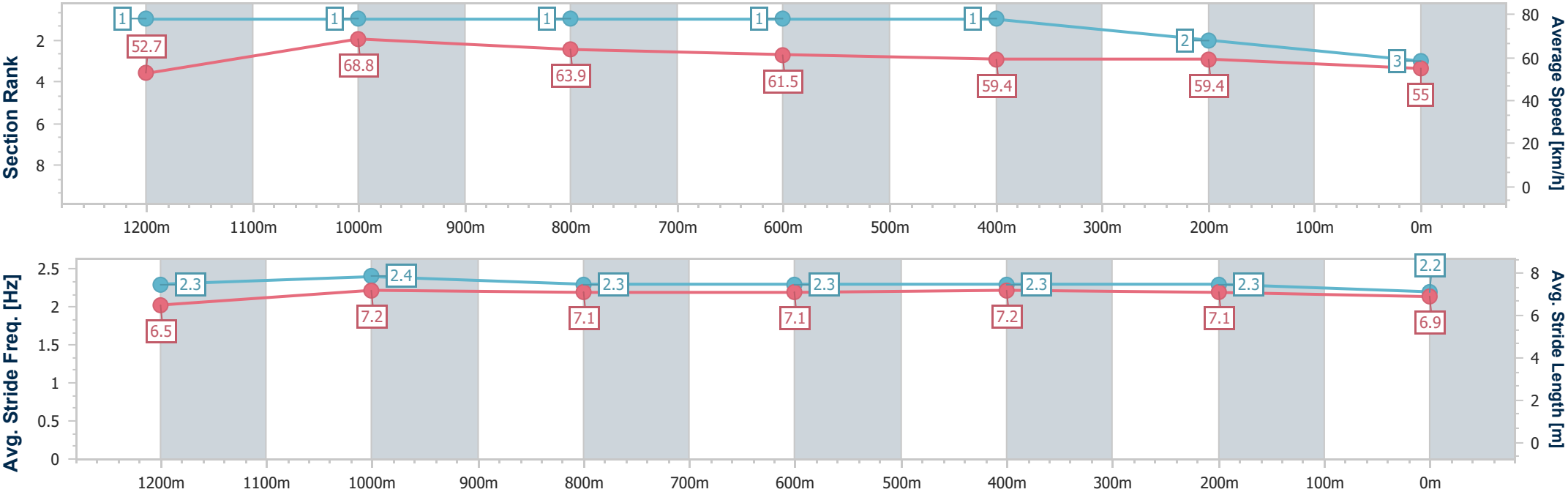
Horse/Jockey Name	Strathcona
Final Rank	3
Fastest Section Time (Section)	0:10.38 (1200m)
Top Speed [km/h] (Section)	70.4 (1200m)
Race State	Finished



Ladbrokes Cannon ParkProfessional
Race 6: MASSINGHAM RACING OPEN Handicap - 1400m
20 December 2025 - 16:38
Track Rating: Soft 5, Weather: Fine, Rail Position: True



Section	Overall	1200m	1000m	800m	600m	400m	200m						
Section Times	1:24.34 [3] (0:13.69)	1:10.65 [1] (0:10.38)	1:00.27 [1] (0:11.18)	0:49.09 [1] (0:11.74)	0:37.35 [1] (0:12.11)	0:25.24 [1] (0:12.17)	0:13.07 [2] (0:13.07)						
Average Speed [km/h]	52.7	68.8	63.9	61.5	59.4	59.4	55.0						
Top Speed [km/h]	69.9	70.4	65.1	63.0	59.9	60.1	57.6						
Avg. Dist. to Rail [m]	2.6	1.1	1.2	0.5	0.7	1.7	3.7						
Avg. Stride Freq. [Hz]	2.3	2.4	2.3	2.3	2.3	2.3	2.2						
Avg. Stride Length [m]	6.5	7.2	7.1	7.1	7.2	7.1	6.9						



[] Ranking at each section and finish
-.-.- No data available at this section
NA No data available



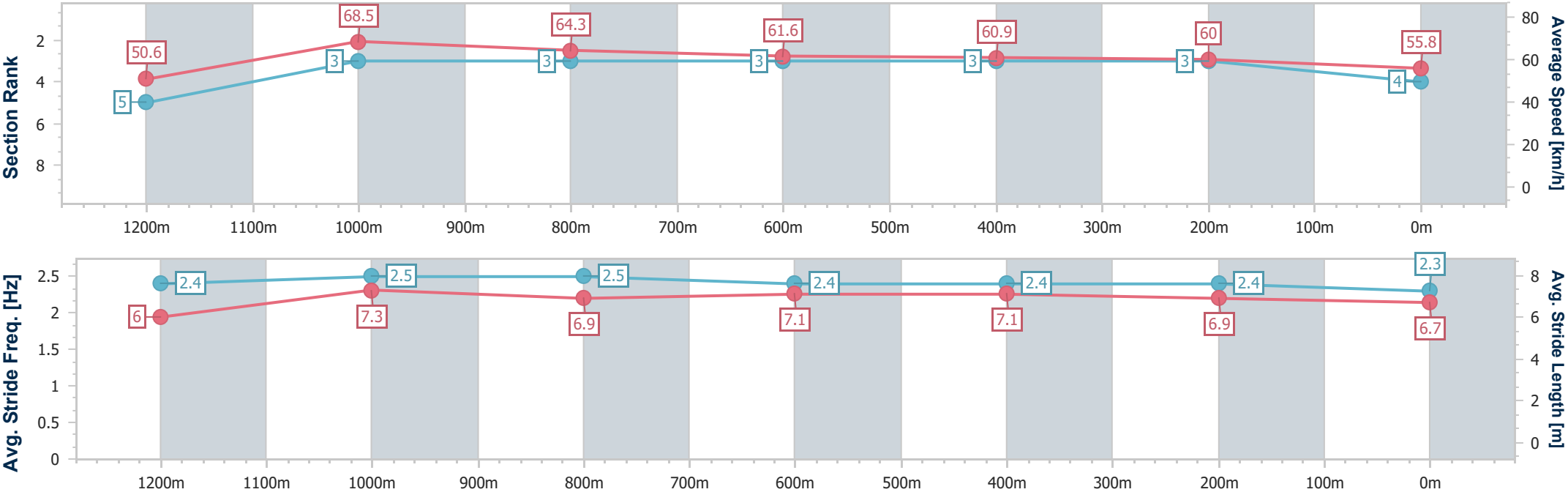
Horse/Jockey Name	King's Halo
Final Rank	4
Fastest Section Time (Section)	0:10.47 (1200m)
Top Speed [km/h] (Section)	71.7 (1200m)
Race State	Finished



Ladbrokes Cannon ParkProfessional
Race 6: MASSINGHAM RACING OPEN Handicap - 1400m
20 December 2025 - 16:38
Track Rating: Soft 5, Weather: Fine, Rail Position: True



Section	Overall	1200m	1000m	800m	600m	400m	200m						
Section Times	1:24.47 [4] (0:14.19)	1:10.28 [5] (0:10.47)	0:59.81 [3] (0:11.12)	0:48.69 [3] (0:11.70)	0:36.99 [3] (0:11.96)	0:25.03 [3] (0:12.12)	0:12.91 [3] (0:12.91)						
Average Speed [km/h]	50.6	68.5	64.3	61.6	60.9	60.0	55.8						
Top Speed [km/h]	69.9	71.7	65.2	62.4	62.3	61.2	59.1						
Avg. Dist. to Rail [m]	3.0	0.6	1.0	0.2	1.3	4.5	6.6						
Avg. Stride Freq. [Hz]	2.4	2.5	2.5	2.4	2.4	2.4	2.3						
Avg. Stride Length [m]	6.0	7.3	6.9	7.1	7.1	6.9	6.7						





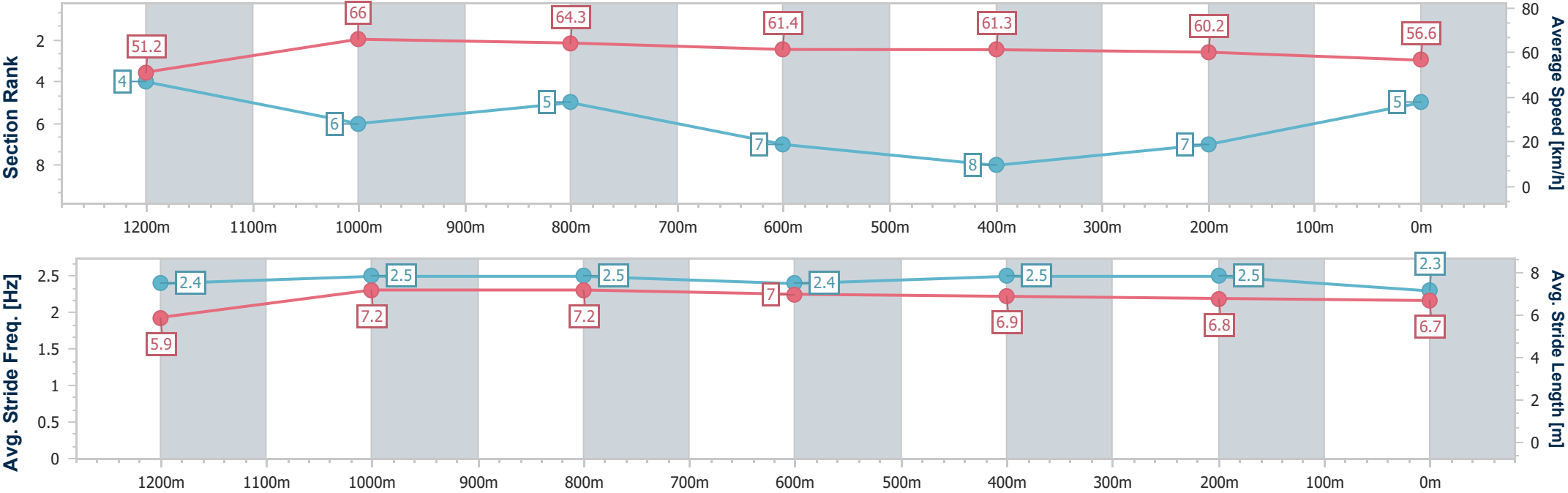
Horse/Jockey Name	Inching Closer
Final Rank	5
Fastest Section Time (Section)	0:10.82 (1200m)
Top Speed [km/h] (Section)	67.9 (1200m)
Race State	Finished



Ladbrokes Cannon ParkProfessional
Race 6: MASSINGHAM RACING OPEN Handicap - 1400m
20 December 2025 - 16:38
Track Rating: Soft 5, Weather: Fine, Rail Position: True



Section	Overall	1200m	1000m	800m	600m	400m	200m						
Section Times	1:24.49 [5] (0:14.03)	1:10.46 [4] (0:10.82)	0:59.64 [6] (0:11.15)	0:48.49 [5] (0:11.74)	0:36.75 [7] (0:11.94)	0:24.81 [8] (0:12.06)	0:12.75 [7] (0:12.75)						
Average Speed [km/h]	51.2	66.0	64.3	61.4	61.3	60.2	56.6						
Top Speed [km/h]	67.5	67.9	64.8	63.8	62.9	61.1	58.2						
Avg. Dist. to Rail [m]	2.1	1.6	0.7	0.9	2.3	4.7	5.2						
Avg. Stride Freq. [Hz]	2.4	2.5	2.5	2.4	2.5	2.5	2.3						
Avg. Stride Length [m]	5.9	7.2	7.2	7.0	6.9	6.8	6.7						





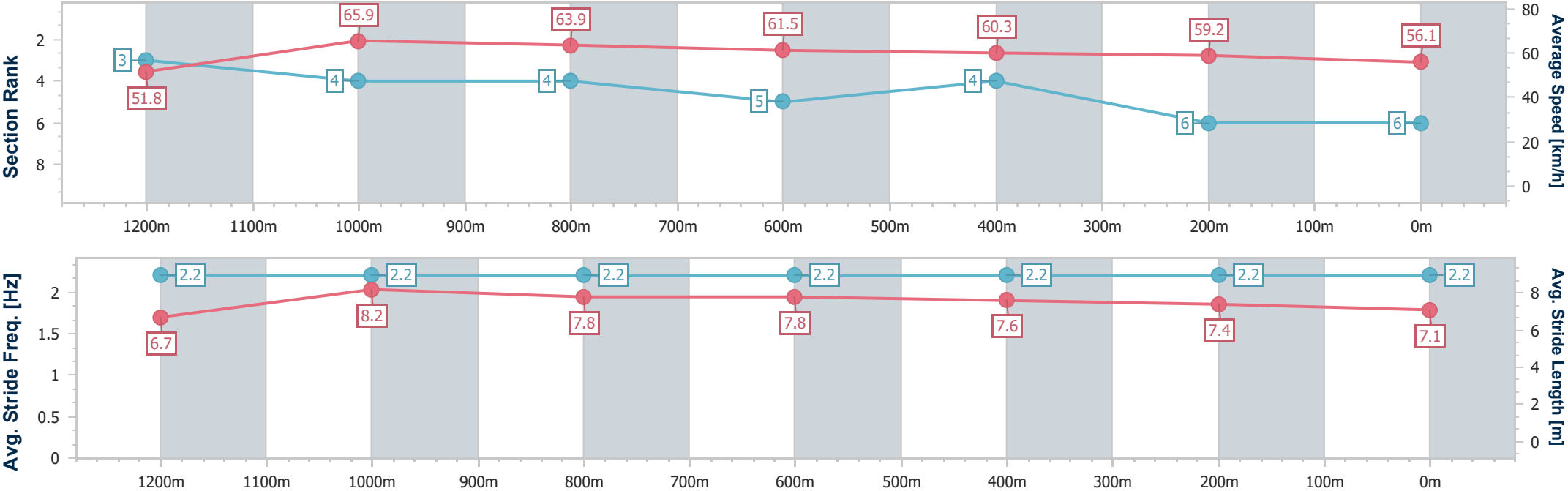
Horse/Jockey Name	Sir Rocket
Final Rank	6
Fastest Section Time (Section)	0:10.81 (1200m)
Top Speed [km/h] (Section)	68.2 (Overall)
Race State	Finished



Ladbrokes Cannon ParkProfessional
Race 6: MASSINGHAM RACING OPEN Handicap - 1400m
20 December 2025 - 16:38
Track Rating: Soft 5, Weather: Fine, Rail Position: True



Section	Overall	1200m	1000m	800m	600m	400m	200m						
Section Times	1:24.53 [6] (0:13.88)	1:10.65 [3] (0:10.81)	0:59.84 [4] (0:11.15)	0:48.69 [4] (0:11.70)	0:36.99 [5] (0:11.96)	0:25.03 [4] (0:12.23)	0:12.80 [6] (0:12.80)						
Average Speed [km/h]	51.8	65.9	63.9	61.5	60.3	59.2	56.1						
Top Speed [km/h]	68.2	67.3	64.4	62.7	62.1	60.0	58.4						
Avg. Dist. to Rail [m]	1.9	2.0	2.0	0.6	0.8	1.9	3.2						
Avg. Stride Freq. [Hz]	2.2	2.2	2.2	2.2	2.2	2.2	2.2						
Avg. Stride Length [m]	6.7	8.2	7.8	7.8	7.6	7.4	7.1						





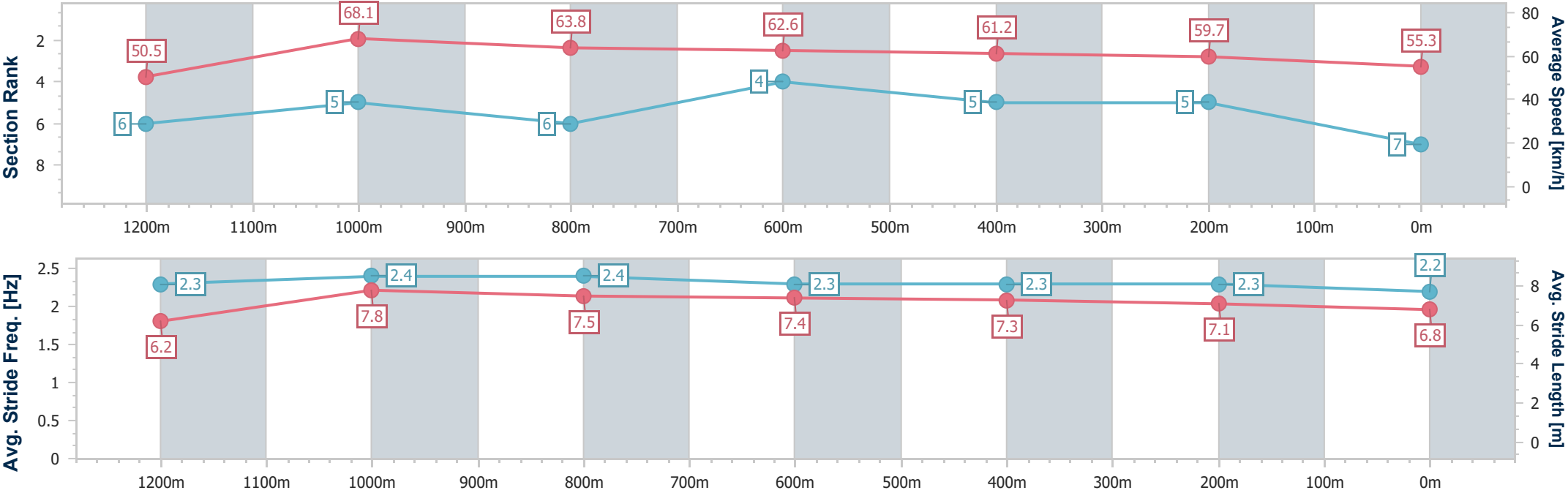
Horse/Jockey Name	Reformist
Final Rank	7
Fastest Section Time (Section)	0:10.55 (1200m)
Top Speed [km/h] (Section)	69.9 (1200m)
Race State	Finished



Ladbrokes Cannon ParkProfessional
Race 6: MASSINGHAM RACING OPEN Handicap - 1400m
20 December 2025 - 16:38
Track Rating: Soft 5, Weather: Fine, Rail Position: True



Section	Overall	1200m	1000m	800m	600m	400m	200m						
Section Times	1:24.74 [7] (0:14.20)	1:10.54 [6] (0:10.55)	0:59.99 [5] (0:11.27)	0:48.72 [6] (0:11.49)	0:37.23 [4] (0:12.01)	0:25.22 [5] (0:12.18)	0:13.04 [5] (0:13.04)						
Average Speed [km/h]	50.5	68.1	63.8	62.6	61.2	59.7	55.3						
Top Speed [km/h]	68.8	69.9	65.4	64.2	62.2	61.1	58.9						
Avg. Dist. to Rail [m]	2.3	1.2	0.8	1.5	2.5	5.1	7.2						
Avg. Stride Freq. [Hz]	2.3	2.4	2.4	2.3	2.3	2.3	2.2						
Avg. Stride Length [m]	6.2	7.8	7.5	7.4	7.3	7.1	6.8						





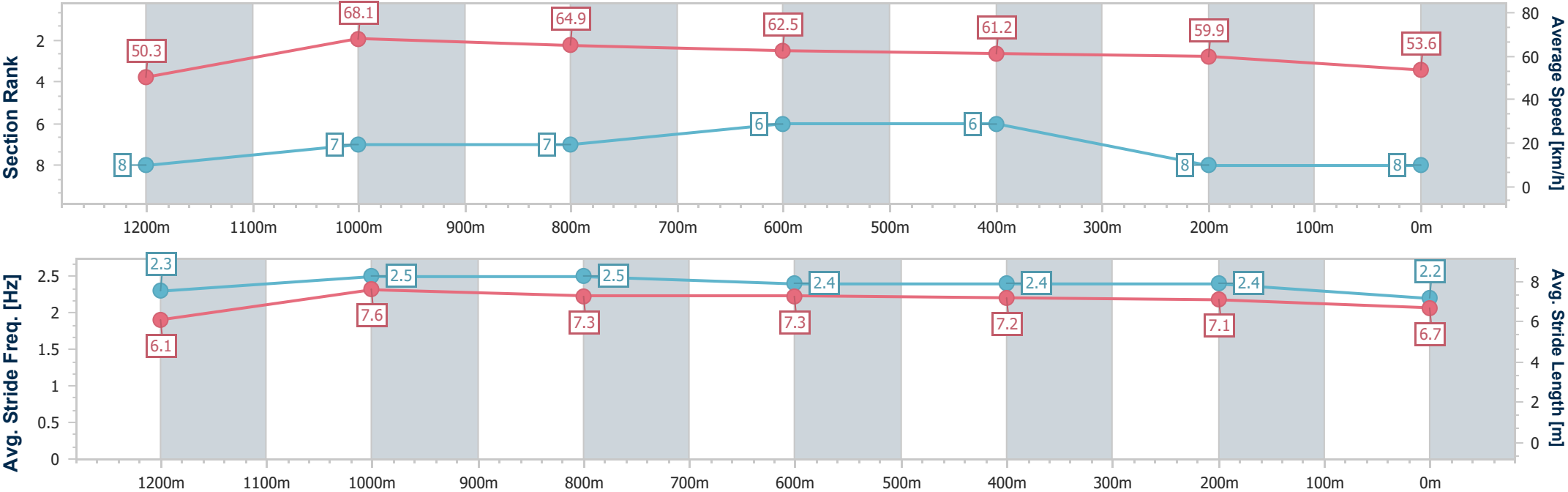
Horse/Jockey Name	Lidder Valley
Final Rank	8
Fastest Section Time (Section)	0:10.58 (1200m)
Top Speed [km/h] (Section)	70.0 (1200m)
Race State	Finished



Ladbrokes Cannon ParkProfessional
Race 6: MASSINGHAM RACING OPEN Handicap - 1400m
20 December 2025 - 16:38
Track Rating: Soft 5, Weather: Fine, Rail Position: True



Section	Overall	1200m	1000m	800m	600m	400m	200m						
Section Times	1:25.33 [8] (0:14.35)	1:10.98 [8] (0:10.58)	1:00.40 [7] (0:11.19)	0:49.21 [7] (0:11.55)	0:37.66 [6] (0:12.00)	0:25.66 [6] (0:12.21)	0:13.45 [8] (0:13.45)						
Average Speed [km/h]	50.3	68.1	64.9	62.5	61.2	59.9	53.6						
Top Speed [km/h]	68.3	70.0	66.3	64.1	62.6	62.4	57.6						
Avg. Dist. to Rail [m]	3.1	0.9	2.1	2.7	3.4	6.9	6.8						
Avg. Stride Freq. [Hz]	2.3	2.5	2.5	2.4	2.4	2.4	2.2						
Avg. Stride Length [m]	6.1	7.6	7.3	7.3	7.2	7.1	6.7						





Ladbroke's Cannon Park Professional
Race 7: LADBROKES POPULAR SRM BENCHMARK 60 Handicap -
1250m

20 December 2025 - 17:19



Track Rating: Soft 5, Weather: Fine, Rail Position: True

Section							Overall	1000m	800m	600m	400m	200m	Last 600m		
Field Times							1:14.16 (0:15.76)	0:58.40 (0:10.80)	0:47.60 (0:11.23)	0:36.37 (0:12.01)	0:24.36 (0:12.01)	0:12.35 (0:12.35)	0:36.37		
Rank	TAB	Horse/Jockey	Barrier	Top Speed [km/h]	Fastest Section									Margin	Distance Travelled [m]
1	5	SINGULAR	2	67.0	0:10.81	1:14.16 [1]	0:58.05 [4]	0:47.24 [4]	0:35.99 [4]	0:24.23 [4]	0:12.35 [1]	1:14.16	0:35.99		
		Sean Cormack		Overall	1000m	(0:16.11)	(0:10.81)	(0:11.25)	(0:11.76)	(0:11.88)	(0:12.35)				
2	8	RUSSIAN SUMMER	12	67.6	0:10.83	1:14.18 [2]	0:57.51 [10]	0:46.68 [11]	0:35.69 [9]	0:23.98 [9]	0:12.18 [4]	0.15L	0:35.69	+4	
		Lacey Morrison		Overall	1000m	(0:16.67)	(0:10.83)	(0:10.99)	(0:11.71)	(0:11.80)	(0:12.18)				
3	3	BUFFET BUSTER	11	68.4	0:10.68	1:14.36 [3]	0:58.15 [5]	0:47.47 [3]	0:36.44 [2]	0:24.56 [1]	0:12.50 [2]	1.19L	0:36.44	+5	
		Amanda Thomson		Overall	1000m	(0:16.21)	(0:10.68)	(0:11.03)	(0:11.88)	(0:12.06)	(0:12.50)				
4	11	SHEZA CHIQUITITA	3	66.8	0:10.91	1:14.48 [4]	0:58.42 [3]	0:47.51 [5]	0:36.22 [5]	0:24.37 [6]	0:12.33 [6]	1.92L	0:36.22	+3	
		Chris Meehan		Overall	1000m	(0:16.06)	(0:10.91)	(0:11.29)	(0:11.85)	(0:12.04)	(0:12.33)				
5	2	KICKAGOAL KENNY	10	69.3	0:10.80	1:14.63 [5]	0:58.69 [2]	0:47.89 [2]	0:36.64 [3]	0:24.80 [3]	0:12.76 [3]	2.78L	0:36.64	+0	
		Krysten Swaffer		Overall	1000m	(0:15.94)	(0:10.80)	(0:11.25)	(0:11.84)	(0:12.04)	(0:12.76)				
6	9	LA MANO	4	67.9	0:10.93	1:14.68 [6]	0:58.40 [6]	0:47.47 [6]	0:36.36 [6]	0:24.62 [5]	0:12.57 [5]	3.07L	0:36.36	+2	
		Lauren Guernier		Overall	1000m	(0:16.28)	(0:10.93)	(0:11.11)	(0:11.74)	(0:12.05)	(0:12.57)				
7	14	HE GOES BOOM	1	66.4	0:10.87	1:14.89 [7]	0:58.51 [7]	0:47.64 [7]	0:36.42 [8]	0:24.74 [7]	0:12.67 [8]	4.31L	0:36.42	-3	
		Shane McGovern		1000m	1000m	(0:16.38)	(0:10.87)	(0:11.22)	(0:11.68)	(0:12.07)	(0:12.67)				
8	6	MELO MELO KAVA	5	67.7	0:10.84	1:14.92 [8]	0:58.43 [8]	0:47.59 [8]	0:36.50 [7]	0:24.59 [10]	0:12.48 [10]	4.5L	0:36.50	+6	
		Ashley Butler		1000m	1000m	(0:16.49)	(0:10.84)	(0:11.09)	(0:11.91)	(0:12.11)	(0:12.48)				
9	10	SAVEE	9	67.9	0:10.61	1:14.95 [9]	0:57.80 [12]	0:47.19 [12]	0:36.23 [12]	0:24.53 [11]	0:12.53 [9]	4.69L	0:36.23	+1	
		Nathan Thomas		1000m	1000m	(0:17.15)	(0:10.61)	(0:10.96)	(0:11.70)	(0:12.00)	(0:12.53)				
10	1	BETTA AL	7	68.0	0:10.80	1:15.01 [10]	0:58.31 [11]	0:47.51 [10]	0:36.30 [11]	0:24.48 [12]	0:12.30 [12]	5.02L	0:36.30	+8	
		Rachel Shred		1000m	1000m	(0:16.70)	(0:10.80)	(0:11.21)	(0:11.82)	(0:12.18)	(0:12.30)				

Scratched: Grovers Prediction (#12), Paro (#4)

Report Created: Sat 20 December 2025 17:37 GMT (Note: Timing is based on position data)

Page 1/14

[] Ranking at each section and finish
-:-:- No data available at this section
NA No data available

SCN Saddle cloth number
DNF Did not finish
DNT Did not track

data processed by  TRIPLESDATA



Ladbroke's Cannon Park Professional
Race 7: LADBROKES POPULAR SRM BENCHMARK 60 Handicap -
1250m

20 December 2025 - 17:19



Track Rating: Soft 5, Weather: Fine, Rail Position: True

Section					Overall	1000m	800m	600m	400m	200m	Last 600m			
Field Times					1:14.16 (0:15.76)	0:58.40 (0:10.80)	0:47.60 (0:11.23)	0:36.37 (0:12.01)	0:24.36 (0:12.01)	0:12.35 (0:12.35)	0:36.37			
Rank	TAB	Horse/Jockey	Barrier	Top Speed [km/h]	Fastest Section							Margin		Distance Travelled [m]
11	7	FLYING ARTIST	6	67.2	0:10.81	1:15.14 [11]	0:58.54 [9]	0:47.73 [9]	0:36.64 [10]	0:24.95 [8]	0:12.96 [7]	5.78L	0:36.64	+0
		Ryan Wiggins		Overall	1000m	(0:16.60)	(0:10.81)	(0:11.09)	(0:11.69)	(0:11.99)	(0:12.96)			
12	13	ROSE OF ATHENS	8	69.7	0:10.80	1:16.45 [12]	1:00.69 [1]	0:49.89 [1]	0:38.66 [1]	0:26.65 [2]	0:13.95 [11]	13.47L	0:38.66	-6
		Jackson Murphy		Overall	1000m	(0:15.76)	(0:10.80)	(0:11.23)	(0:12.01)	(0:12.70)	(0:13.95)			

Scratched: Grovers Prediction (#12), Paro (#4)



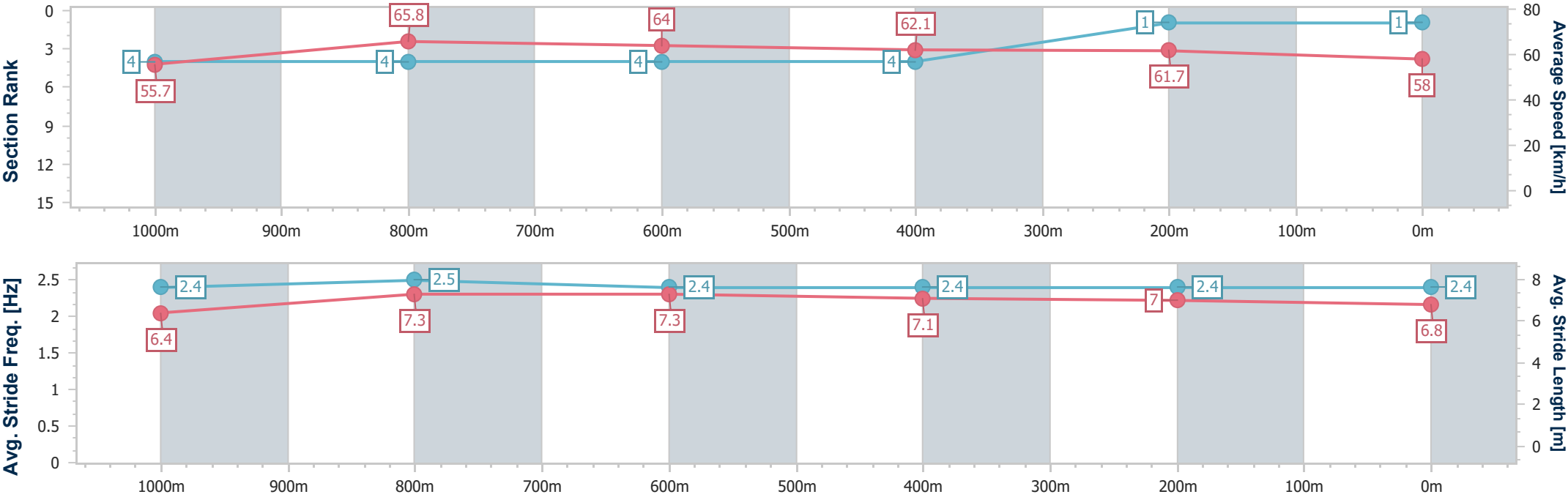
Horse/Jockey Name	Singular
Final Rank	1
Fastest Section Time (Section)	0:10.81 (1000m)
Top Speed [km/h] (Section)	67.0 (Overall)
Race State	Finished



Ladbroke's Cannon Park Professional
Race 7: LADBROKES POPULAR SRM BENCHMARK 60
Handicap - 1250m
20 December 2025 - 17:19
Track Rating: Soft 5, Weather: Fine, Rail Position: True



Section	Overall	1000m	800m	600m	400m	200m							
Section Times	1:14.16 [1] (0:16.11)	0:58.05 [4] (0:10.81)	0:47.24 [4] (0:11.25)	0:35.99 [4] (0:11.76)	0:24.23 [4] (0:11.88)	0:12.35 [1] (0:12.35)							
Average Speed [km/h]	55.7	65.8	64.0	62.1	61.7	58.0							
Top Speed [km/h]	67.0	66.6	66.5	63.9	62.7	61.5							
Avg. Dist. to Rail [m]	1.1	1.4	1.5	2.2	6.3	6.3							
Avg. Stride Freq. [Hz]	2.4	2.5	2.4	2.4	2.4	2.4							
Avg. Stride Length [m]	6.4	7.3	7.3	7.1	7.0	6.8							



[] Ranking at each section and finish
- - - - No data available at this section
NA No data available



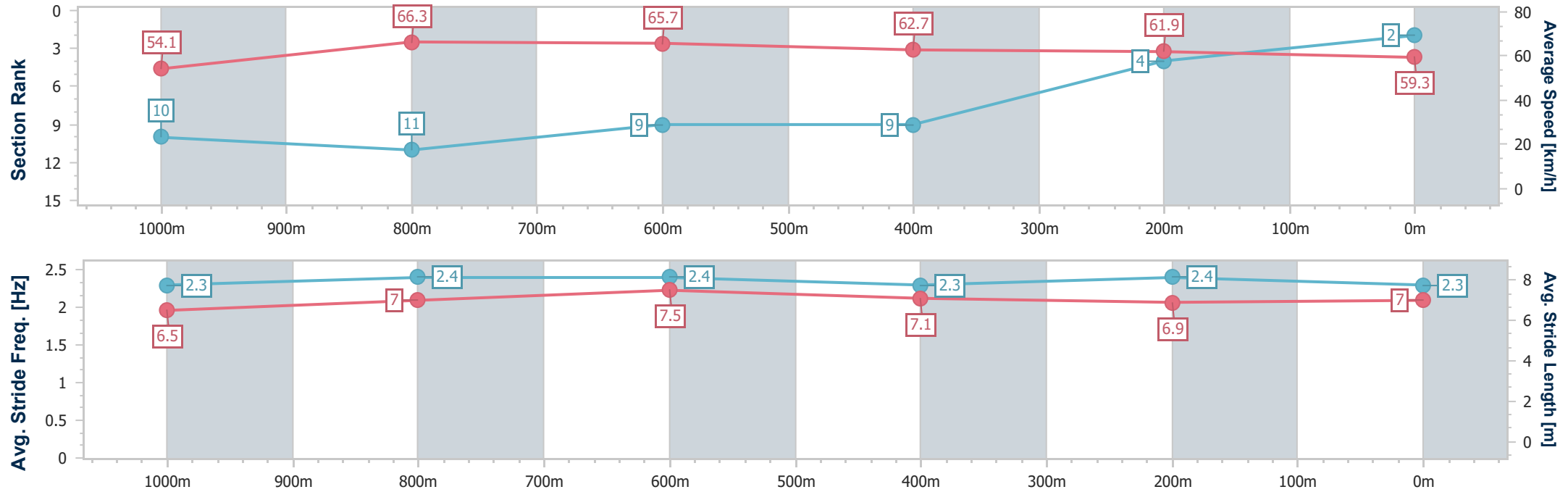
Horse/Jockey Name	Russian Summer
Final Rank	2
Fastest Section Time (Section)	0:10.83 (1000m)
Top Speed [km/h] (Section)	67.6 (Overall)
Race State	Finished



Ladbrokes Cannon Park Professional
Race 7: LADBROKES POPULAR SRM BENCHMARK 60
Handicap - 1250m
20 December 2025 - 17:19
Track Rating: Soft 5, Weather: Fine, Rail Position: True



Section	Overall	1000m	800m	600m	400m	200m							
Section Times	1:14.18 [2] (0:16.67)	0:57.51 [10] (0:10.83)	0:46.68 [11] (0:10.99)	0:35.69 [9] (0:11.71)	0:23.98 [9] (0:11.80)	0:12.18 [4] (0:12.18)							
Average Speed [km/h]	54.1	66.3	65.7	62.7	61.9	59.3							
Top Speed [km/h]	67.6	67.5	66.3	64.7	62.6	61.5							
Avg. Dist. to Rail [m]	4.1	0.8	2.4	3.2	5.9	8.5							
Avg. Stride Freq. [Hz]	2.3	2.4	2.4	2.3	2.4	2.3							
Avg. Stride Length [m]	6.5	7.0	7.5	7.1	6.9	7.0							



[] Ranking at each section and finish
-.-.- No data available at this section
NA No data available



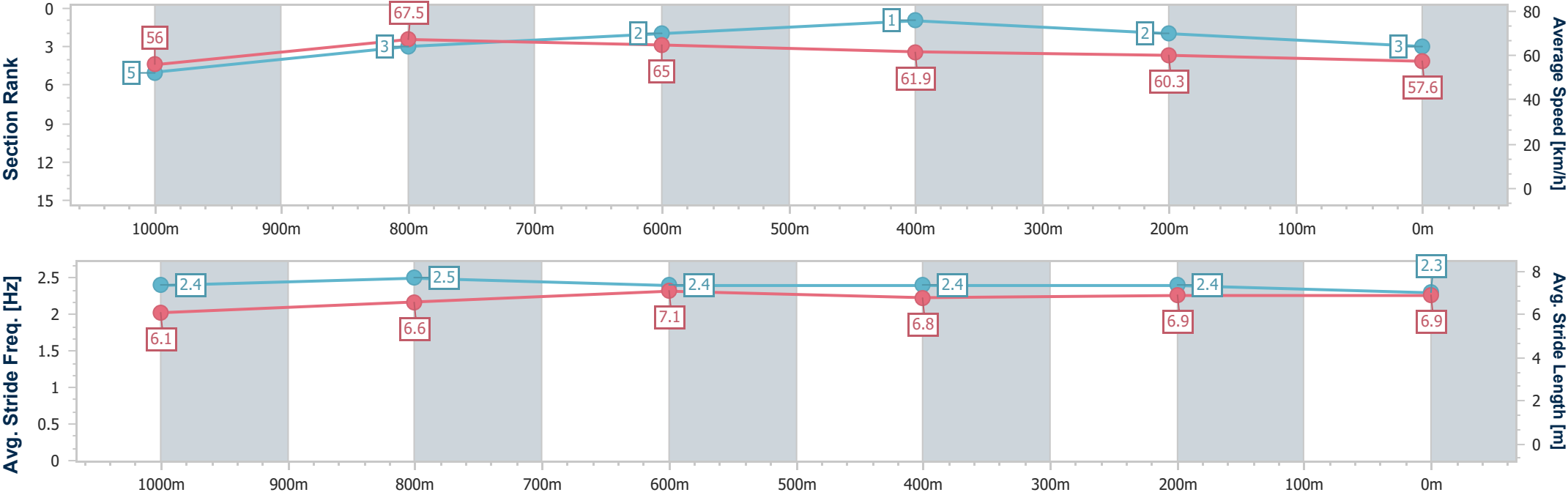
Horse/Jockey Name	Buffet Buster
Final Rank	3
Fastest Section Time (Section)	0:10.68 (1000m)
Top Speed [km/h] (Section)	68.4 (Overall)
Race State	Finished



Ladbrokes Cannon ParkProfessional
Race 7: LADBROKES POPULAR SRM BENCHMARK 60
Handicap - 1250m
20 December 2025 - 17:19
Track Rating: Soft 5, Weather: Fine, Rail Position: True



Section	Overall	1000m	800m	600m	400m	200m							
Section Times	1:14.36 [3] (0:16.21)	0:58.15 [5] (0:10.68)	0:47.47 [3] (0:11.03)	0:36.44 [2] (0:11.88)	0:24.56 [1] (0:12.06)	0:12.50 [2] (0:12.50)							
Average Speed [km/h]	56.0	67.5	65.0	61.9	60.3	57.6							
Top Speed [km/h]	68.4	68.1	67.4	63.9	61.4	60.2							
Avg. Dist. to Rail [m]	4.9	0.7	2.7	3.2	3.8	5.0							
Avg. Stride Freq. [Hz]	2.4	2.5	2.4	2.4	2.4	2.3							
Avg. Stride Length [m]	6.1	6.6	7.1	6.8	6.9	6.9							





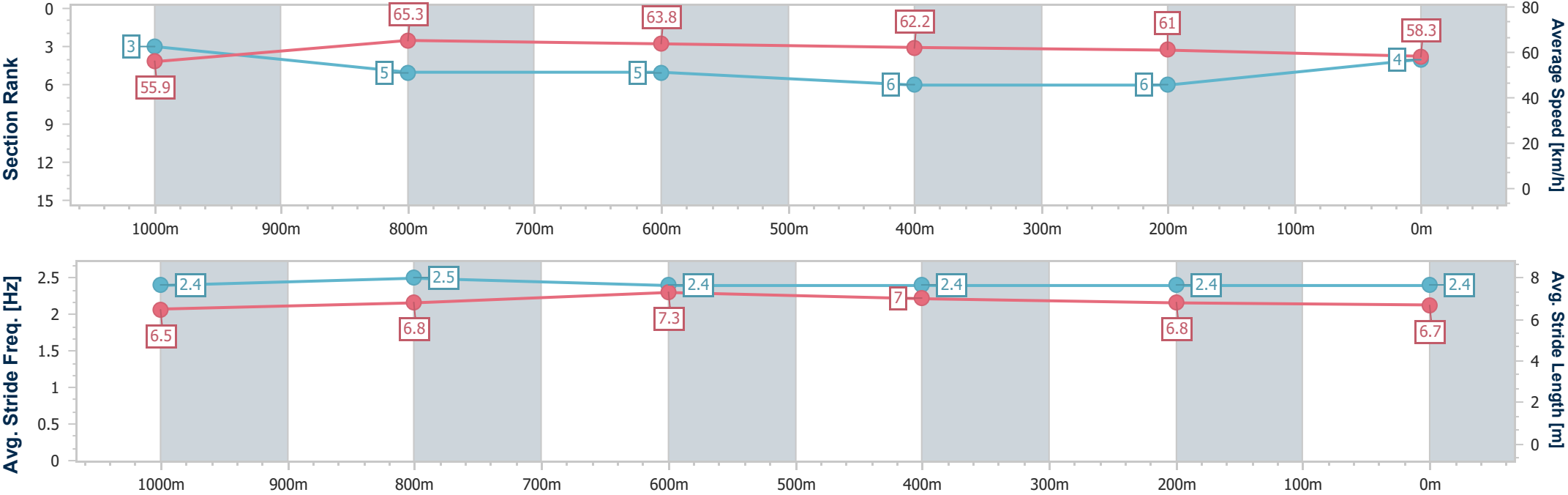
Horse/Jockey Name	Sheza Chiquitita
Final Rank	4
Fastest Section Time (Section)	0:10.91 (1000m)
Top Speed [km/h] (Section)	66.8 (Overall)
Race State	Finished



Ladbrokes Cannon ParkProfessional
Race 7: LADBROKES POPULAR SRM BENCHMARK 60
Handicap - 1250m
20 December 2025 - 17:19
Track Rating: Soft 5, Weather: Fine, Rail Position: True



Section	Overall	1000m	800m	600m	400m	200m								
Section Times	1:14.48 [4] (0:16.06)	0:58.42 [3] (0:10.91)	0:47.51 [5] (0:11.29)	0:36.22 [5] (0:11.85)	0:24.37 [6] (0:12.04)	0:12.33 [6] (0:12.33)								
Average Speed [km/h]	55.9	65.3	63.8	62.2	61.0	58.3								
Top Speed [km/h]	66.8	66.3	66.0	63.2	62.5	62.3								
Avg. Dist. to Rail [m]	0.9	1.2	1.3	3.1	8.0	10.7								
Avg. Stride Freq. [Hz]	2.4	2.5	2.4	2.4	2.4	2.4								
Avg. Stride Length [m]	6.5	6.8	7.3	7.0	6.8	6.7								





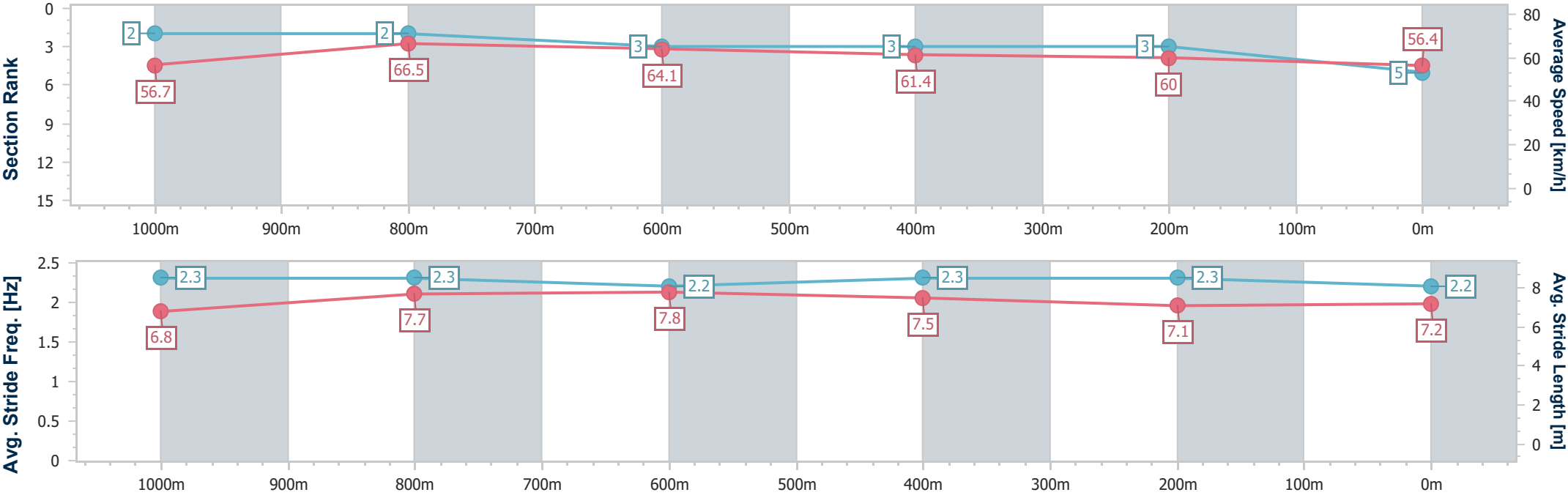
Horse/Jockey Name	Kickagoal Kenny
Final Rank	5
Fastest Section Time (Section)	0:10.80 (1000m)
Top Speed [km/h] (Section)	69.3 (Overall)
Race State	Finished



Ladbrokes Cannon ParkProfessional
Race 7: LADBROKES POPULAR SRM BENCHMARK 60
Handicap - 1250m
20 December 2025 - 17:19
Track Rating: Soft 5, Weather: Fine, Rail Position: True



Section	Overall	1000m	800m	600m	400m	200m							
Section Times	1:14.63 [5] (0:15.94)	0:58.69 [2] (0:10.80)	0:47.89 [2] (0:11.25)	0:36.64 [3] (0:11.84)	0:24.80 [3] (0:12.04)	0:12.76 [3] (0:12.76)							
Average Speed [km/h]	56.7	66.5	64.1	61.4	60.0	56.4							
Top Speed [km/h]	69.3	68.7	64.8	63.8	60.8	59.3							
Avg. Dist. to Rail [m]	4.2	0.5	0.8	1.4	3.1	4.2							
Avg. Stride Freq. [Hz]	2.3	2.3	2.2	2.3	2.3	2.2							
Avg. Stride Length [m]	6.8	7.7	7.8	7.5	7.1	7.2							





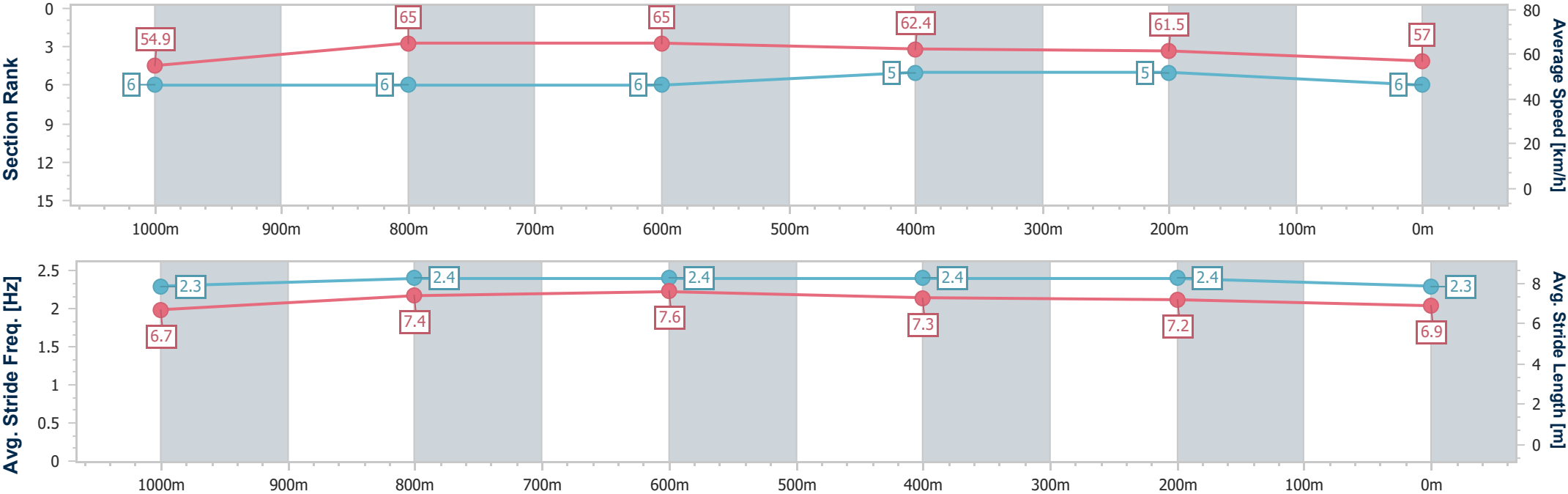
Horse/Jockey Name	La Mano
Final Rank	6
Fastest Section Time (Section)	0:10.93 (1000m)
Top Speed [km/h] (Section)	67.9 (Overall)
Race State	Finished



Ladbrokes Cannon ParkProfessional
Race 7: LADBROKES POPULAR SRM BENCHMARK 60
Handicap - 1250m
20 December 2025 - 17:19
Track Rating: Soft 5, Weather: Fine, Rail Position: True



Section	Overall	1000m	800m	600m	400m	200m							
Section Times	1:14.68 [6] (0:16.28)	0:58.40 [6] (0:10.93)	0:47.47 [6] (0:11.11)	0:36.36 [6] (0:11.74)	0:24.62 [5] (0:12.05)	0:12.57 [5] (0:12.57)							
Average Speed [km/h]	54.9	65.0	65.0	62.4	61.5	57.0							
Top Speed [km/h]	67.9	67.1	66.4	64.5	62.0	60.6							
Avg. Dist. to Rail [m]	1.1	1.6	2.0	3.2	9.3	11.4							
Avg. Stride Freq. [Hz]	2.3	2.4	2.4	2.4	2.4	2.3							
Avg. Stride Length [m]	6.7	7.4	7.6	7.3	7.2	6.9							



[] Ranking at each section and finish
- - - - No data available at this section
NA No data available



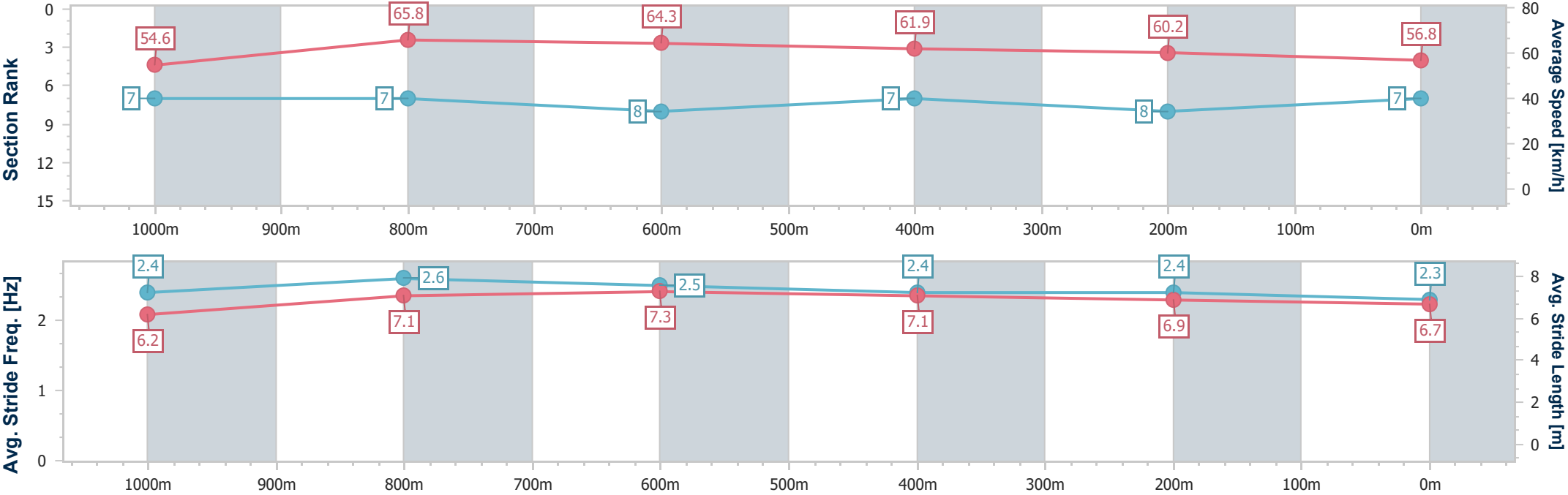
Horse/Jockey Name	He Goes Boom
Final Rank	7
Fastest Section Time (Section)	0:10.87 (1000m)
Top Speed [km/h] (Section)	66.4 (1000m)
Race State	Finished



Ladbrokes Cannon ParkProfessional
Race 7: LADBROKES POPULAR SRM BENCHMARK 60
Handicap - 1250m
20 December 2025 - 17:19
Track Rating: Soft 5, Weather: Fine, Rail Position: True



Section	Overall	1000m	800m	600m	400m	200m							
Section Times	1:14.89 [7] (0:16.38)	0:58.51 [7] (0:10.87)	0:47.64 [7] (0:11.22)	0:36.42 [8] (0:11.68)	0:24.74 [7] (0:12.07)	0:12.67 [8] (0:12.67)							
Average Speed [km/h]	54.6	65.8	64.3	61.9	60.2	56.8							
Top Speed [km/h]	66.3	66.4	66.1	63.4	61.7	59.1							
Avg. Dist. to Rail [m]	1.6	1.2	0.7	1.0	3.8	5.3							
Avg. Stride Freq. [Hz]	2.4	2.6	2.5	2.4	2.4	2.3							
Avg. Stride Length [m]	6.2	7.1	7.3	7.1	6.9	6.7							



[] Ranking at each section and finish
-.-.- No data available at this section
NA No data available



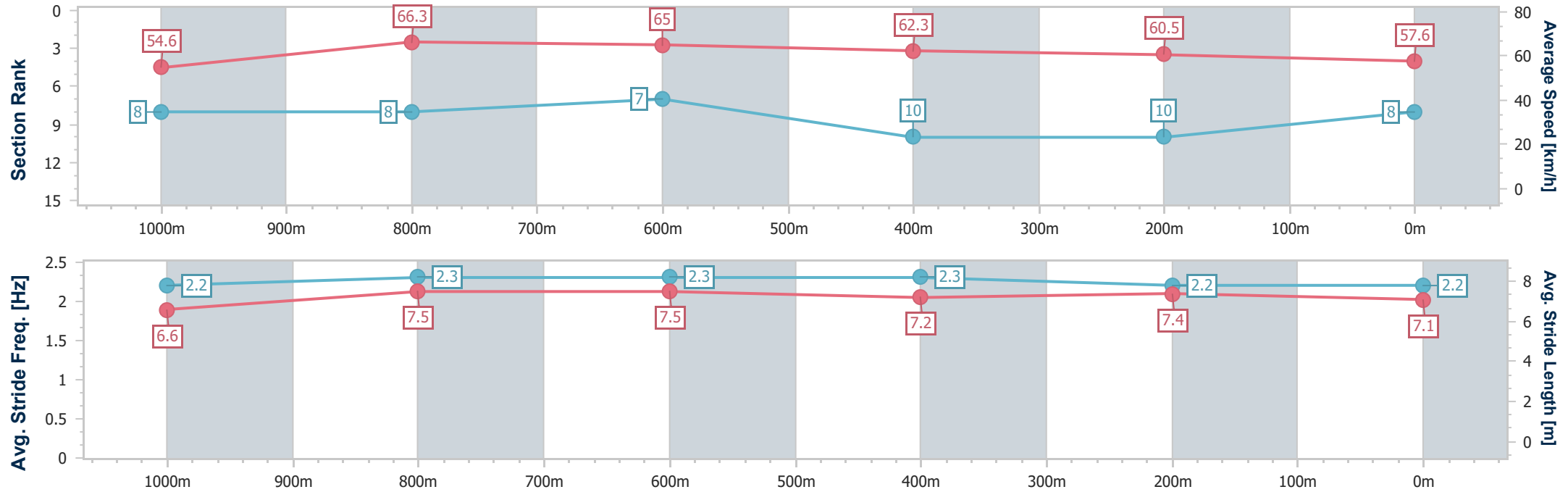
Horse/Jockey Name	Melo Melo Kava
Final Rank	8
Fastest Section Time (Section)	0:10.84 (1000m)
Top Speed [km/h] (Section)	67.7 (1000m)
Race State	Finished



Ladbrokes Cannon Park Professional
Race 7: LADBROKES POPULAR SRM BENCHMARK 60
Handicap - 1250m
20 December 2025 - 17:19
Track Rating: Soft 5, Weather: Fine, Rail Position: True



Section	Overall	1000m	800m	600m	400m	200m							
Section Times	1:14.92 [8] (0:16.49)	0:58.43 [8] (0:10.84)	0:47.59 [8] (0:11.09)	0:36.50 [7] (0:11.91)	0:24.59 [10] (0:12.11)	0:12.48 [10] (0:12.48)							
Average Speed [km/h]	54.6	66.3	65.0	62.3	60.5	57.6							
Top Speed [km/h]	67.7	67.7	66.2	64.5	61.4	59.9							
Avg. Dist. to Rail [m]	1.5	1.1	3.0	4.1	7.2	10.1							
Avg. Stride Freq. [Hz]	2.2	2.3	2.3	2.3	2.2	2.2							
Avg. Stride Length [m]	6.6	7.5	7.5	7.2	7.4	7.1							





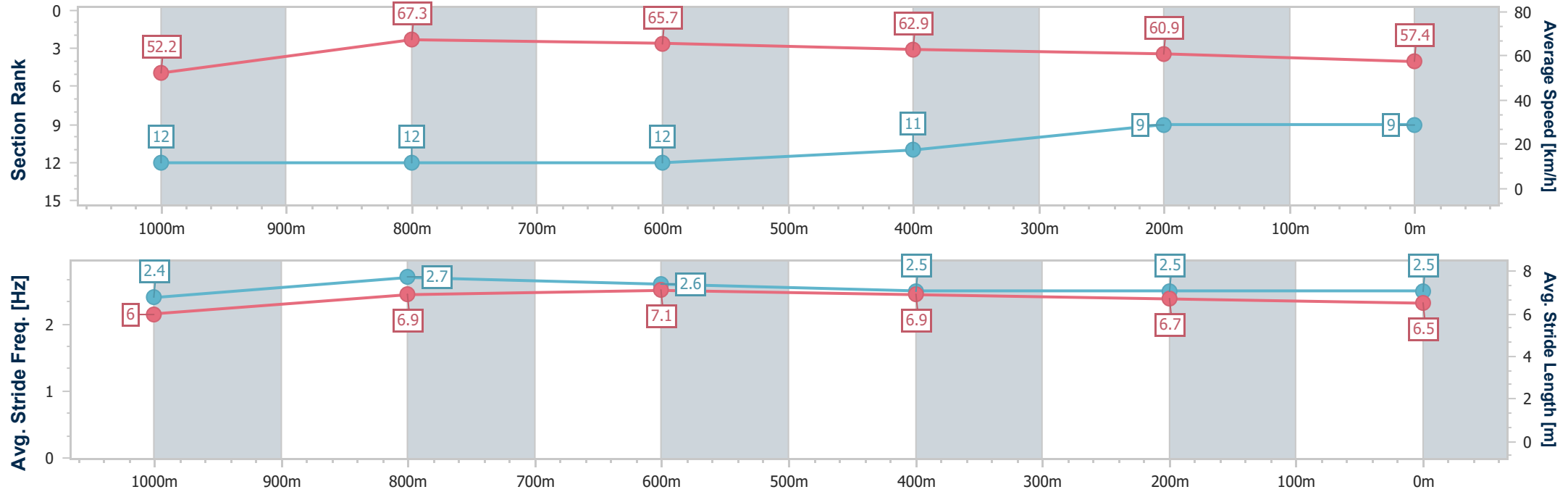
Horse/Jockey Name	Savee
Final Rank	9
Fastest Section Time (Section)	0:10.61 (1000m)
Top Speed [km/h] (Section)	67.9 (1000m)
Race State	Finished



Ladbrokes Cannon ParkProfessional
Race 7: LADBROKES POPULAR SRM BENCHMARK 60
Handicap - 1250m
20 December 2025 - 17:19
Track Rating: Soft 5, Weather: Fine, Rail Position: True



Section	Overall	1000m	800m	600m	400m	200m							
Section Times	1:14.95 [9] (0:17.15)	0:57.80 [12] (0:10.61)	0:47.19 [12] (0:10.96)	0:36.23 [12] (0:11.70)	0:24.53 [11] (0:12.00)	0:12.53 [9] (0:12.53)							
Average Speed [km/h]	52.2	67.3	65.7	62.9	60.9	57.4							
Top Speed [km/h]	67.7	67.9	67.3	64.8	61.5	60.7							
Avg. Dist. to Rail [m]	2.7	1.4	2.2	3.2	6.2	9.0							
Avg. Stride Freq. [Hz]	2.4	2.7	2.6	2.5	2.5	2.5							
Avg. Stride Length [m]	6.0	6.9	7.1	6.9	6.7	6.5							





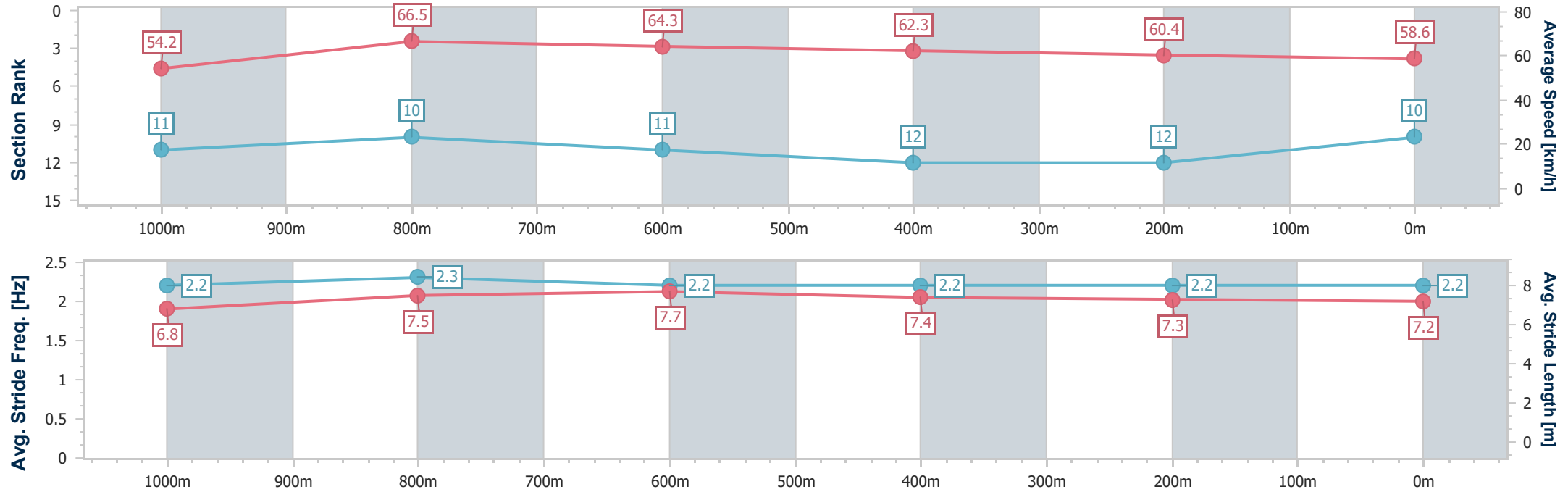
Horse/Jockey Name	Betta AI
Final Rank	10
Fastest Section Time (Section)	0:10.80 (1000m)
Top Speed [km/h] (Section)	68.0 (1000m)
Race State	Finished



Ladbrokes Cannon Park Professional
Race 7: LADBROKES POPULAR SRM BENCHMARK 60
Handicap - 1250m
20 December 2025 - 17:19
Track Rating: Soft 5, Weather: Fine, Rail Position: True



Section	Overall	1000m	800m	600m	400m	200m							
Section Times	1:15.01 [10] (0:16.70)	0:58.31 [11] (0:10.80)	0:47.51 [10] (0:11.21)	0:36.30 [11] (0:11.82)	0:24.48 [12] (0:12.18)	0:12.30 [12] (0:12.30)							
Average Speed [km/h]	54.2	66.5	64.3	62.3	60.4	58.6							
Top Speed [km/h]	68.0	68.0	65.7	63.6	61.2	60.5							
Avg. Dist. to Rail [m]	3.4	0.7	2.0	3.4	9.6	13.7							
Avg. Stride Freq. [Hz]	2.2	2.3	2.2	2.2	2.2	2.2							
Avg. Stride Length [m]	6.8	7.5	7.7	7.4	7.3	7.2							





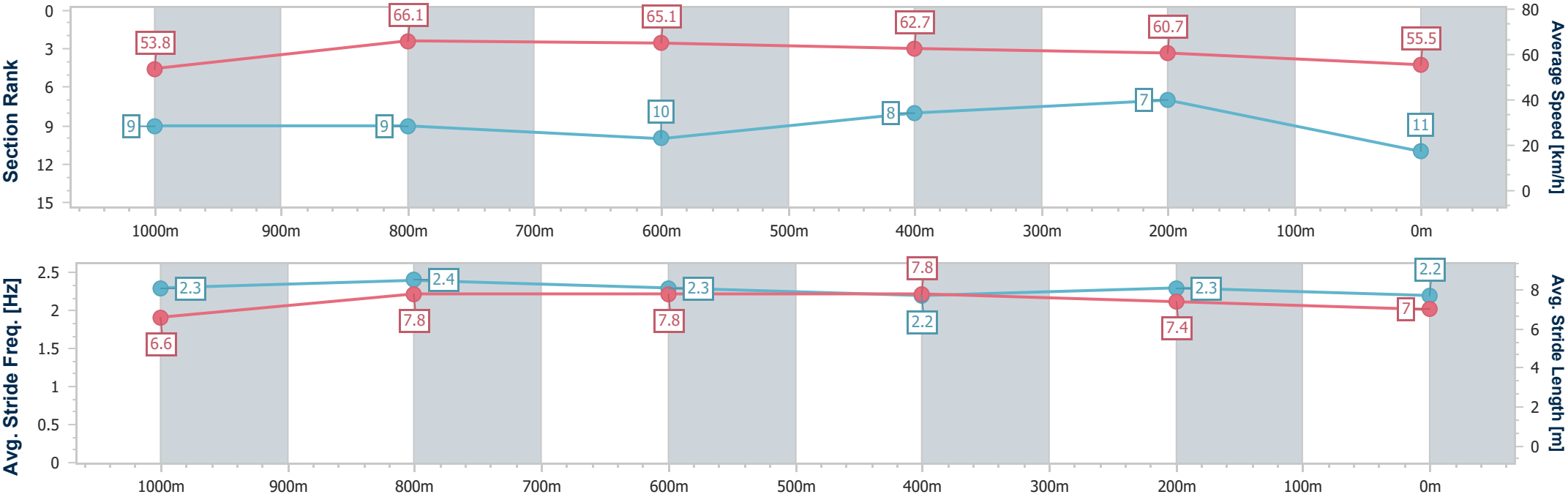
Horse/Jockey Name	Flying Artist
Final Rank	11
Fastest Section Time (Section)	0:10.81 (1000m)
Top Speed [km/h] (Section)	67.2 (Overall)
Race State	Finished



Ladbrokes Cannon Park Professional
Race 7: LADBROKES POPULAR SRM BENCHMARK 60
Handicap - 1250m
20 December 2025 - 17:19
Track Rating: Soft 5, Weather: Fine, Rail Position: True



Section	Overall	1000m	800m	600m	400m	200m								
Section Times	1:15.14 [11] (0:16.60)	0:58.54 [9] (0:10.81)	0:47.73 [9] (0:11.09)	0:36.64 [10] (0:11.69)	0:24.95 [8] (0:11.99)	0:12.96 [7] (0:12.96)								
Average Speed [km/h]	53.8	66.1	65.1	62.7	60.7	55.5								
Top Speed [km/h]	67.2	66.7	66.1	63.7	62.0	59.1								
Avg. Dist. to Rail [m]	1.7	1.1	1.9	2.4	4.7	7.1								
Avg. Stride Freq. [Hz]	2.3	2.4	2.3	2.2	2.3	2.2								
Avg. Stride Length [m]	6.6	7.8	7.8	7.8	7.4	7.0								



- [] Ranking at each section and finish
- .-.- No data available at this section
- NA No data available



Horse/Jockey Name	Rose Of Athens
Final Rank	12
Fastest Section Time (Section)	0:10.80 (1000m)
Top Speed [km/h] (Section)	69.7 (Overall)
Race State	Finished



Ladbrokes Cannon ParkProfessional
Race 7: LADBROKES POPULAR SRM BENCHMARK 60
Handicap - 1250m
20 December 2025 - 17:19
Track Rating: Soft 5, Weather: Fine, Rail Position: True



Section	Overall	1000m	800m	600m	400m	200m							
Section Times	1:16.45 [12] (0:15.76)	1:00.69 [1] (0:10.80)	0:49.89 [1] (0:11.23)	0:38.66 [1] (0:12.01)	0:26.65 [2] (0:12.70)	0:13.95 [11] (0:13.95)							
Average Speed [km/h]	56.9	65.5	64.4	60.1	56.9	51.6							
Top Speed [km/h]	69.7	66.5	65.2	63.1	58.0	55.3							
Avg. Dist. to Rail [m]	2.4	2.2	0.3	0.7	1.6	5.5							
Avg. Stride Freq. [Hz]	2.4	2.4	2.4	2.4	2.3	2.2							
Avg. Stride Length [m]	6.6	7.4	7.4	7.0	6.9	6.6							

