



Eagle Farm Professional  
Race 1: SEASON GREETINGS FROM BRC BENCHMARK 70 Handicap -  
1200m

27 December 2025 - 12:19



BRISBANE  
RACING CLUB

Track Rating: Soft 5, Weather: Overcast, Rail Position: +5 metres Entire Course.

| Section     |     |                    |         |                     |                    | Overall              | 1000m                | 800m                 | 600m                 | 400m                 | 200m                 | Last 600m |                           |
|-------------|-----|--------------------|---------|---------------------|--------------------|----------------------|----------------------|----------------------|----------------------|----------------------|----------------------|-----------|---------------------------|
| Field Times |     |                    |         |                     |                    | 1:10.59<br>(0:14.02) | 0:56.57<br>(0:11.30) | 0:45.27<br>(0:11.04) | 0:34.23<br>(0:11.18) | 0:23.05<br>(0:11.29) | 0:11.76<br>(0:11.76) | 0:34.23   |                           |
| Rank        | TAB | Horse/Jockey       | Barrier | Top Speed<br>[km/h] | Fastest<br>Section |                      |                      |                      |                      |                      |                      | Margin    | Distance<br>Travelled [m] |
| 1           | 13  | BLUEPINOT          | 3       | 67.3                | 0:10.89            | 1:10.59 [1]          | 0:56.30 [5]          | 0:44.89 [5]          | 0:33.60 [5]          | 0:22.65 [5]          | 0:11.76 [1]          | 1:10.59   | 0:33.60                   |
|             |     | Jason Collett      |         | 600m                | 400m               | (0:14.29)            | (0:11.41)            | (0:11.29)            | (0:10.95)            | (0:10.89)            | (0:11.76)            |           |                           |
| 2           | 12  | JOPPA LANE         | 10      | 69.2                | 0:10.62            | 1:10.63 [2]          | 0:55.81 [10]         | 0:44.37 [10]         | 0:33.12 [10]         | 0:22.31 [8]          | 0:11.69 [4]          | 0.26L     | 0:33.12 +6                |
|             |     | Boris Thornton     |         | 400m                | 400m               | (0:14.82)            | (0:11.44)            | (0:11.25)            | (0:10.81)            | (0:10.62)            | (0:11.69)            |           |                           |
| 3           | 5   | CHEVAL CHIC        | 2       | 66.2                | 0:10.98            | 1:10.66 [3]          | 0:56.46 [3]          | 0:45.10 [4]          | 0:33.85 [4]          | 0:22.87 [3]          | 0:11.76 [2]          | 0.42L     | 0:33.85 -3                |
|             |     | Jai Williams       |         | 400m                | 600m               | (0:14.20)            | (0:11.36)            | (0:11.25)            | (0:10.98)            | (0:11.11)            | (0:11.76)            |           |                           |
| 4           | 20  | FIRST EMPIRE       | 1       | 67.9                | 0:10.87            | 1:10.73 [4]          | 0:56.38 [6]          | 0:44.93 [6]          | 0:33.62 [7]          | 0:22.75 [6]          | 0:11.80 [3]          | 0.84L     | 0:33.62 -1                |
|             |     | Damien Thornton    |         | 600m                | 600m               | (0:14.35)            | (0:11.45)            | (0:11.31)            | (0:10.87)            | (0:10.95)            | (0:11.80)            |           |                           |
| 5           | 16  | THATS ARCHIES GIRL | 11      | 69.5                | 0:10.67            | 1:10.92 [5]          | 0:55.73 [12]         | 0:44.51 [11]         | 0:33.12 [12]         | 0:22.31 [11]         | 0:11.64 [9]          | 1.95L     | 0:33.12 +3                |
|             |     | Kyle Wilson-Taylor |         | 400m                | 400m               | (0:15.19)            | (0:11.22)            | (0:11.39)            | (0:10.81)            | (0:10.67)            | (0:11.64)            |           |                           |
| 6           | 17  | KILONOVA           | 6       | 66.3                | 0:11.12            | 1:11.13 [6]          | 0:57.11 [1]          | 0:45.81 [1]          | 0:34.62 [3]          | 0:23.28 [4]          | 0:12.16 [5]          | 3.16L     | 0:34.62 +4                |
|             |     | Ben Thompson       |         | 400m                | 400m               | (0:14.02)            | (0:11.30)            | (0:11.19)            | (0:11.34)            | (0:11.12)            | (0:12.16)            |           |                           |
| 7           | 2   | DIANA'S AFFAIR     | 7       | 66.7                | 0:10.93            | 1:11.16 [7]          | 0:56.40 [9]          | 0:45.01 [9]          | 0:33.71 [9]          | 0:22.78 [9]          | 0:11.83 [11]         | 3.35L     | 0:33.71 -3                |
|             |     | Corey Sutherland   |         | 400m                | 600m               | (0:14.76)            | (0:11.39)            | (0:11.30)            | (0:10.93)            | (0:10.95)            | (0:11.83)            |           |                           |
| 8           | 18  | BENGAL DIAMOND     | 5       | 68.0                | 0:10.91            | 1:11.22 [8]          | 0:56.64 [7]          | 0:45.10 [8]          | 0:33.83 [8]          | 0:22.82 [10]         | 0:11.91 [10]         | 3.7L      | 0:33.83 +6                |
|             |     | Daniel Moor        |         | 600m                | 400m               | (0:14.58)            | (0:11.54)            | (0:11.27)            | (0:11.01)            | (0:10.91)            | (0:11.91)            |           |                           |
| 9           | 11  | ACAPPELLA SUN      | 12      | 68.2                | 0:10.82            | 1:11.26 [9]          | 0:56.35 [11]         | 0:44.69 [12]         | 0:33.50 [11]         | 0:22.61 [12]         | 0:11.79 [12]         | 3.95L     | 0:33.50 +3                |
|             |     | Ryan Maloney       |         | 400m                | 400m               | (0:14.91)            | (0:11.66)            | (0:11.19)            | (0:10.89)            | (0:10.82)            | (0:11.79)            |           |                           |
| 10          | 3   | UNSTOPABULL        | 4       | 67.5                | 0:10.93            | 1:11.27 [10]         | 0:56.52 [8]          | 0:45.30 [7]          | 0:34.21 [6]          | 0:23.28 [7]          | 0:12.09 [8]          | 3.98L     | 0:34.21 +1                |
|             |     | Jasper Franklin    |         | 600m                | 600m               | (0:14.75)            | (0:11.22)            | (0:11.09)            | (0:10.93)            | (0:11.19)            | (0:12.09)            |           |                           |

Scratched: Fighting Idol (#9), North Of Eli (#8), Impendor (#7), Cho Oyu (#6), Estrondo (#21), She Ours (#15), Scripted (#10), Stanislaus (#4), Extreme Diamond (#19)

Report Created: Sat 27 December 2025 13:08 GMT (Note: Timing is based on position data)

Page 1/14

[ ] Ranking at each section and finish  
-:-:- No data available at this section  
NA No data available

SCN Saddle cloth number  
DNF Did not finish  
DNT Did not track

data processed by  TRIPLESDATA



Eagle Farm Professional  
Race 1: SEASON GREETINGS FROM BRC BENCHMARK 70 Handicap -  
1200m

27 December 2025 - 12:19



BRISBANE  
RACING CLUB

Track Rating: Soft 5, Weather: Overcast, Rail Position: +5 metres Entire Course.

| Section     |     |               |         |                     |                    | Overall              | 1000m                | 800m                 | 600m                 | 400m                 | 200m                 | Last 600m |         |                           |
|-------------|-----|---------------|---------|---------------------|--------------------|----------------------|----------------------|----------------------|----------------------|----------------------|----------------------|-----------|---------|---------------------------|
| Field Times |     |               |         |                     |                    | 1:10.59<br>(0:14.02) | 0:56.57<br>(0:11.30) | 0:45.27<br>(0:11.04) | 0:34.23<br>(0:11.18) | 0:23.05<br>(0:11.29) | 0:11.76<br>(0:11.76) | 0:34.23   |         |                           |
| Rank        | TAB | Horse/Jockey  | Barrier | Top Speed<br>[km/h] | Fastest<br>Section |                      |                      |                      |                      |                      |                      | Margin    |         | Distance<br>Travelled [m] |
| 11          | 14  | MOSCOW CIRCUS | 8       | 66.7                | 0:11.05            | 1:11.51 [11]         | 0:57.43 [2]          | 0:46.10 [3]          | 0:35.05 [2]          | 0:23.89 [2]          | 0:12.50 [6]          | 5.43L     | 0:35.05 | +3                        |
|             |     | Angela Jones  |         | 800m                | 800m               | (0:14.08)            | (0:11.33)            | (0:11.05)            | (0:11.16)            | (0:11.39)            | (0:12.50)            |           |         |                           |
| 12          | 1   | INFLUENTIAL   | 9       | 67.0                | 0:10.96            | 1:11.80 [12]         | 0:57.53 [4]          | 0:46.40 [2]          | 0:35.44 [1]          | 0:24.26 [1]          | 0:12.72 [7]          | 7.09L     | 0:35.44 | +5                        |
|             |     | Cobi Vitler   |         | 800m                | 800m               | (0:14.27)            | (0:11.13)            | (0:10.96)            | (0:11.18)            | (0:11.54)            | (0:12.72)            |           |         |                           |

Scratched: Fighting Idol (#9), North Of Eli (#8), Impendor (#7), Cho Oyu (#6), Estrondo (#21), She Ours (#15), Scripted (#10), Stanislaus (#4), Extreme Diamond (#19)



|                                |                |
|--------------------------------|----------------|
| Horse/Jockey Name              | Bluepinot      |
| Final Rank                     | 1              |
| Fastest Section Time (Section) | 0:10.89 (400m) |
| Top Speed [km/h] (Section)     | 67.3 (600m)    |
| Race State                     | Finished       |

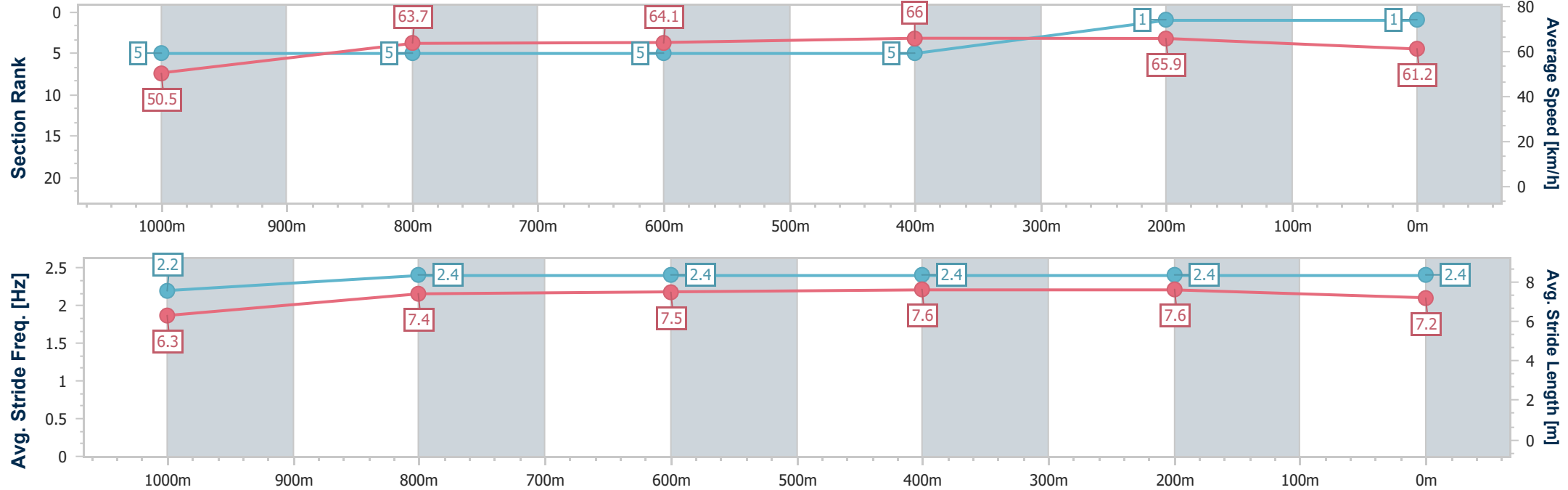


Eagle FarmProfessional  
Race 1: SEASON GREETINGS FROM BRC BENCHMARK 70  
Handicap - 1200m  
27 December 2025 - 12:19  
Track Rating: Soft 5, Weather: Overcast, Rail Position: +5 metres  
Entire Course.



BRISBANE  
RACING CLUB

| Section                | Overall                  | 1000m                    | 800m                     | 600m                     | 400m                     | 200m                     |  |  |  |  |  |  |  |  |
|------------------------|--------------------------|--------------------------|--------------------------|--------------------------|--------------------------|--------------------------|--|--|--|--|--|--|--|--|
| Section Times          | 1:10.59 [1]<br>(0:14.29) | 0:56.30 [5]<br>(0:11.41) | 0:44.89 [5]<br>(0:11.29) | 0:33.60 [5]<br>(0:10.95) | 0:22.65 [5]<br>(0:10.89) | 0:11.76 [1]<br>(0:11.76) |  |  |  |  |  |  |  |  |
| Average Speed [km/h]   | 50.5                     | 63.7                     | 64.1                     | 66.0                     | 65.9                     | 61.2                     |  |  |  |  |  |  |  |  |
| Top Speed [km/h]       | 62.3                     | 64.8                     | 65.0                     | 67.3                     | 67.2                     | 64.6                     |  |  |  |  |  |  |  |  |
| Avg. Dist. to Rail [m] | 3.1                      | 2.0                      | 0.9                      | 1.2                      | 5.6                      | 5.2                      |  |  |  |  |  |  |  |  |
| Avg. Stride Freq. [Hz] | 2.2                      | 2.4                      | 2.4                      | 2.4                      | 2.4                      | 2.4                      |  |  |  |  |  |  |  |  |
| Avg. Stride Length [m] | 6.3                      | 7.4                      | 7.5                      | 7.6                      | 7.6                      | 7.2                      |  |  |  |  |  |  |  |  |



[ ] Ranking at each section and finish  
-.-.- No data available at this section  
NA No data available



|                                |                |
|--------------------------------|----------------|
| Horse/Jockey Name              | Joppa Lane     |
| Final Rank                     | 2              |
| Fastest Section Time (Section) | 0:10.62 (400m) |
| Top Speed [km/h] (Section)     | 69.2 (400m)    |
| Race State                     | Finished       |

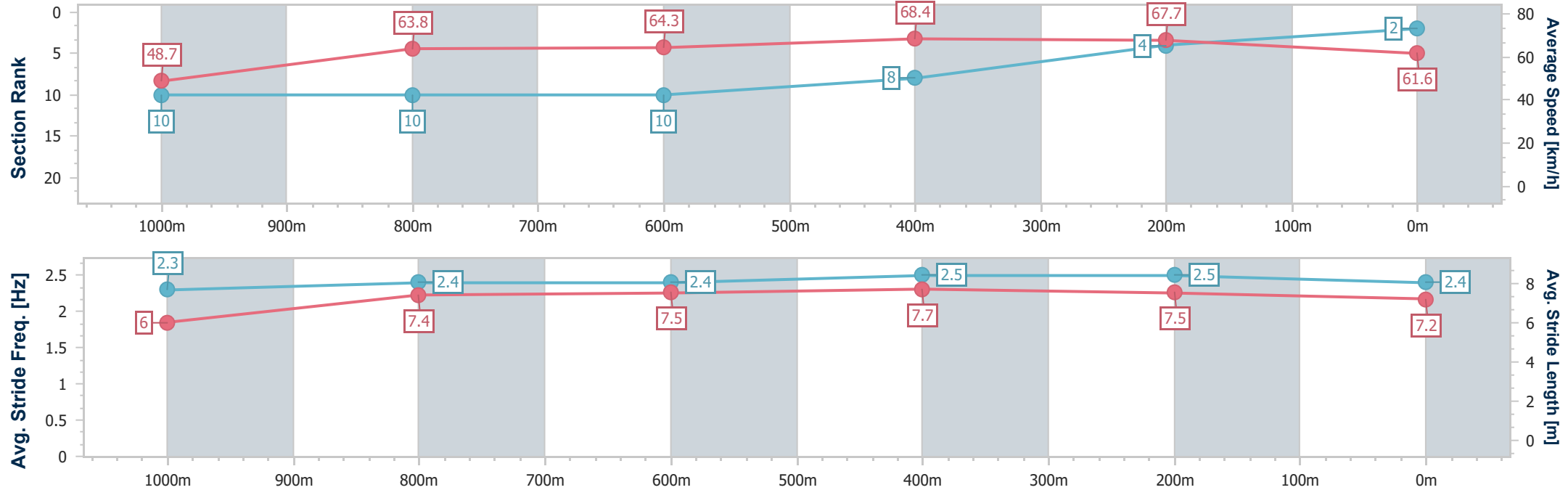


Eagle FarmProfessional  
Race 1: SEASON GREETINGS FROM BRC BENCHMARK 70  
Handicap - 1200m  
27 December 2025 - 12:19  
Track Rating: Soft 5, Weather: Overcast, Rail Position: +5 metres  
Entire Course.



BRISBANE  
RACING CLUB

| Section                | Overall                  | 1000m                     | 800m                      | 600m                      | 400m                     | 200m                     |  |  |  |  |  |  |  |
|------------------------|--------------------------|---------------------------|---------------------------|---------------------------|--------------------------|--------------------------|--|--|--|--|--|--|--|
| Section Times          | 1:10.63 [2]<br>(0:14.82) | 0:55.81 [10]<br>(0:11.44) | 0:44.37 [10]<br>(0:11.25) | 0:33.12 [10]<br>(0:10.81) | 0:22.31 [8]<br>(0:10.62) | 0:11.69 [4]<br>(0:11.69) |  |  |  |  |  |  |  |
| Average Speed [km/h]   | 48.7                     | 63.8                      | 64.3                      | 68.4                      | 67.7                     | 61.6                     |  |  |  |  |  |  |  |
| Top Speed [km/h]       | 62.5                     | 65.3                      | 65.8                      | 69.0                      | 69.2                     | 64.9                     |  |  |  |  |  |  |  |
| Avg. Dist. to Rail [m] | 6.1                      | 2.4                       | 2.3                       | 4.6                       | 9.7                      | 7.2                      |  |  |  |  |  |  |  |
| Avg. Stride Freq. [Hz] | 2.3                      | 2.4                       | 2.4                       | 2.5                       | 2.5                      | 2.4                      |  |  |  |  |  |  |  |
| Avg. Stride Length [m] | 6.0                      | 7.4                       | 7.5                       | 7.7                       | 7.5                      | 7.2                      |  |  |  |  |  |  |  |



- [ ] Ranking at each section and finish
- .-.- No data available at this section
- NA No data available



|                                |                |
|--------------------------------|----------------|
| Horse/Jockey Name              | Cheval Chic    |
| Final Rank                     | 3              |
| Fastest Section Time (Section) | 0:10.98 (600m) |
| Top Speed [km/h] (Section)     | 66.2 (400m)    |
| Race State                     | Finished       |

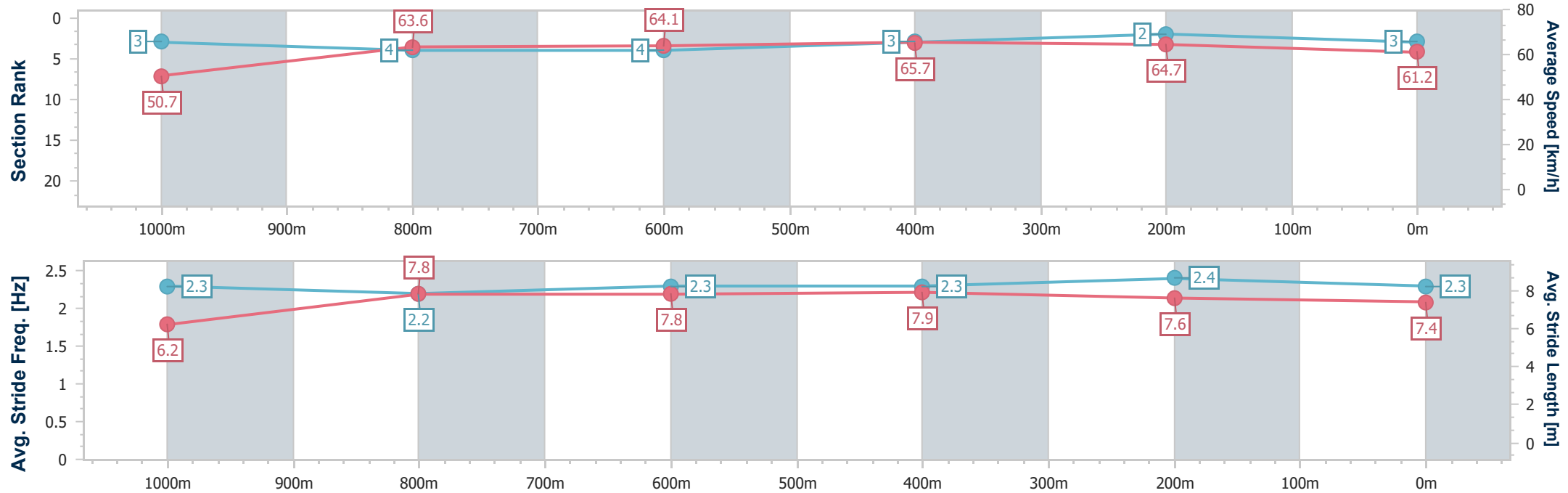


Eagle FarmProfessional  
Race 1: SEASON GREETINGS FROM BRC BENCHMARK 70  
Handicap - 1200m  
27 December 2025 - 12:19  
Track Rating: Soft 5, Weather: Overcast, Rail Position: +5 metres  
Entire Course.



BRISBANE  
RACING CLUB

| Section                | Overall                  | 1000m                    | 800m                     | 600m                     | 400m                     | 200m                     |  |  |  |  |  |  |  |  |
|------------------------|--------------------------|--------------------------|--------------------------|--------------------------|--------------------------|--------------------------|--|--|--|--|--|--|--|--|
| Section Times          | 1:10.66 [3]<br>(0:14.20) | 0:56.46 [3]<br>(0:11.36) | 0:45.10 [4]<br>(0:11.25) | 0:33.85 [4]<br>(0:10.98) | 0:22.87 [3]<br>(0:11.11) | 0:11.76 [2]<br>(0:11.76) |  |  |  |  |  |  |  |  |
| Average Speed [km/h]   | 50.7                     | 63.6                     | 64.1                     | 65.7                     | 64.7                     | 61.2                     |  |  |  |  |  |  |  |  |
| Top Speed [km/h]       | 65.1                     | 65.6                     | 64.9                     | 65.8                     | 66.2                     | 63.6                     |  |  |  |  |  |  |  |  |
| Avg. Dist. to Rail [m] | 1.0                      | 0.5                      | 0.5                      | 0.6                      | 0.7                      | 1.5                      |  |  |  |  |  |  |  |  |
| Avg. Stride Freq. [Hz] | 2.3                      | 2.2                      | 2.3                      | 2.3                      | 2.4                      | 2.3                      |  |  |  |  |  |  |  |  |
| Avg. Stride Length [m] | 6.2                      | 7.8                      | 7.8                      | 7.9                      | 7.6                      | 7.4                      |  |  |  |  |  |  |  |  |





|                                |                |
|--------------------------------|----------------|
| Horse/Jockey Name              | First Empire   |
| Final Rank                     | 4              |
| Fastest Section Time (Section) | 0:10.87 (600m) |
| Top Speed [km/h] (Section)     | 67.9 (600m)    |
| Race State                     | Finished       |

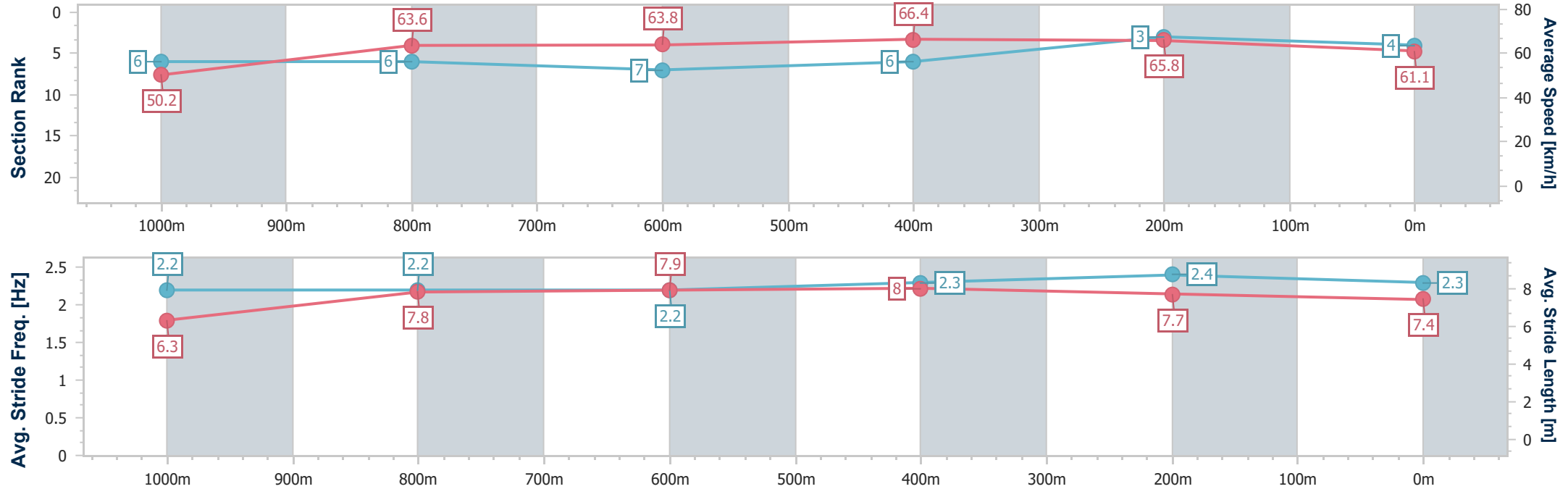


Eagle FarmProfessional  
Race 1: SEASON GREETINGS FROM BRC BENCHMARK 70  
Handicap - 1200m  
27 December 2025 - 12:19  
Track Rating: Soft 5, Weather: Overcast, Rail Position: +5 metres  
Entire Course.



BRISBANE  
RACING CLUB

| Section                | Overall                  | 1000m                    | 800m                     | 600m                     | 400m                     | 200m                     |  |  |  |  |  |  |  |  |
|------------------------|--------------------------|--------------------------|--------------------------|--------------------------|--------------------------|--------------------------|--|--|--|--|--|--|--|--|
| Section Times          | 1:10.73 [4]<br>(0:14.35) | 0:56.38 [6]<br>(0:11.45) | 0:44.93 [6]<br>(0:11.31) | 0:33.62 [7]<br>(0:10.87) | 0:22.75 [6]<br>(0:10.95) | 0:11.80 [3]<br>(0:11.80) |  |  |  |  |  |  |  |  |
| Average Speed [km/h]   | 50.2                     | 63.6                     | 63.8                     | 66.4                     | 65.8                     | 61.1                     |  |  |  |  |  |  |  |  |
| Top Speed [km/h]       | 63.2                     | 64.0                     | 64.7                     | 67.9                     | 67.6                     | 64.0                     |  |  |  |  |  |  |  |  |
| Avg. Dist. to Rail [m] | 1.9                      | 1.7                      | 0.9                      | 0.8                      | 1.4                      | 1.0                      |  |  |  |  |  |  |  |  |
| Avg. Stride Freq. [Hz] | 2.2                      | 2.2                      | 2.2                      | 2.3                      | 2.4                      | 2.3                      |  |  |  |  |  |  |  |  |
| Avg. Stride Length [m] | 6.3                      | 7.8                      | 7.9                      | 8.0                      | 7.7                      | 7.4                      |  |  |  |  |  |  |  |  |



[ ] Ranking at each section and finish  
-.-.- No data available at this section  
NA No data available



|                                |                    |
|--------------------------------|--------------------|
| Horse/Jockey Name              | Thats Archies Girl |
| Final Rank                     | 5                  |
| Fastest Section Time (Section) | 0:10.67 (400m)     |
| Top Speed [km/h] (Section)     | 69.5 (400m)        |
| Race State                     | Finished           |

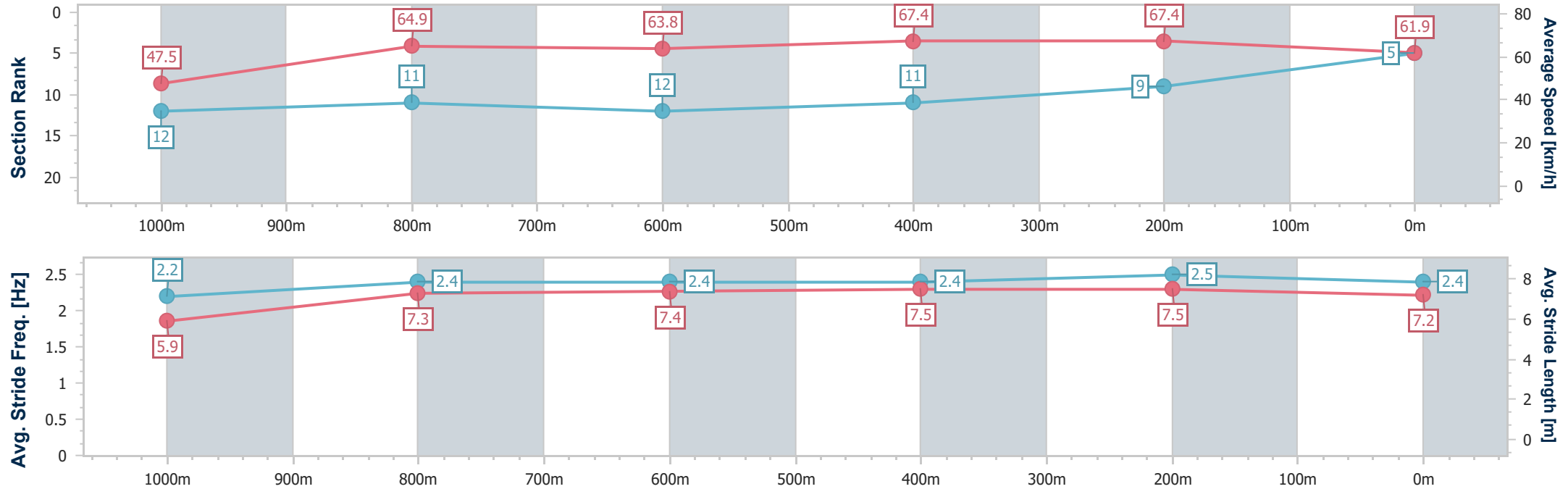


Eagle FarmProfessional  
Race 1: SEASON GREETINGS FROM BRC BENCHMARK 70  
Handicap - 1200m  
27 December 2025 - 12:19  
Track Rating: Soft 5, Weather: Overcast, Rail Position: +5 metres  
Entire Course.



BRISBANE  
RACING CLUB

| Section                | Overall                  | 1000m                     | 800m                      | 600m                      | 400m                      | 200m                     |  |  |  |  |  |  |  |  |
|------------------------|--------------------------|---------------------------|---------------------------|---------------------------|---------------------------|--------------------------|--|--|--|--|--|--|--|--|
| Section Times          | 1:10.92 [5]<br>(0:15.19) | 0:55.73 [12]<br>(0:11.22) | 0:44.51 [11]<br>(0:11.39) | 0:33.12 [12]<br>(0:10.81) | 0:22.31 [11]<br>(0:10.67) | 0:11.64 [9]<br>(0:11.64) |  |  |  |  |  |  |  |  |
| Average Speed [km/h]   | 47.5                     | 64.9                      | 63.8                      | 67.4                      | 67.4                      | 61.9                     |  |  |  |  |  |  |  |  |
| Top Speed [km/h]       | 61.6                     | 66.1                      | 65.4                      | 69.5                      | 69.5                      | 65.4                     |  |  |  |  |  |  |  |  |
| Avg. Dist. to Rail [m] | 7.1                      | 1.7                       | 2.1                       | 2.5                       | 5.2                       | 3.8                      |  |  |  |  |  |  |  |  |
| Avg. Stride Freq. [Hz] | 2.2                      | 2.4                       | 2.4                       | 2.4                       | 2.5                       | 2.4                      |  |  |  |  |  |  |  |  |
| Avg. Stride Length [m] | 5.9                      | 7.3                       | 7.4                       | 7.5                       | 7.5                       | 7.2                      |  |  |  |  |  |  |  |  |



- [ ] Ranking at each section and finish
- .-.- No data available at this section
- NA No data available



|                                |                |
|--------------------------------|----------------|
| Horse/Jockey Name              | Kilonova       |
| Final Rank                     | 6              |
| Fastest Section Time (Section) | 0:11.12 (400m) |
| Top Speed [km/h] (Section)     | 66.3 (400m)    |
| Race State                     | Finished       |

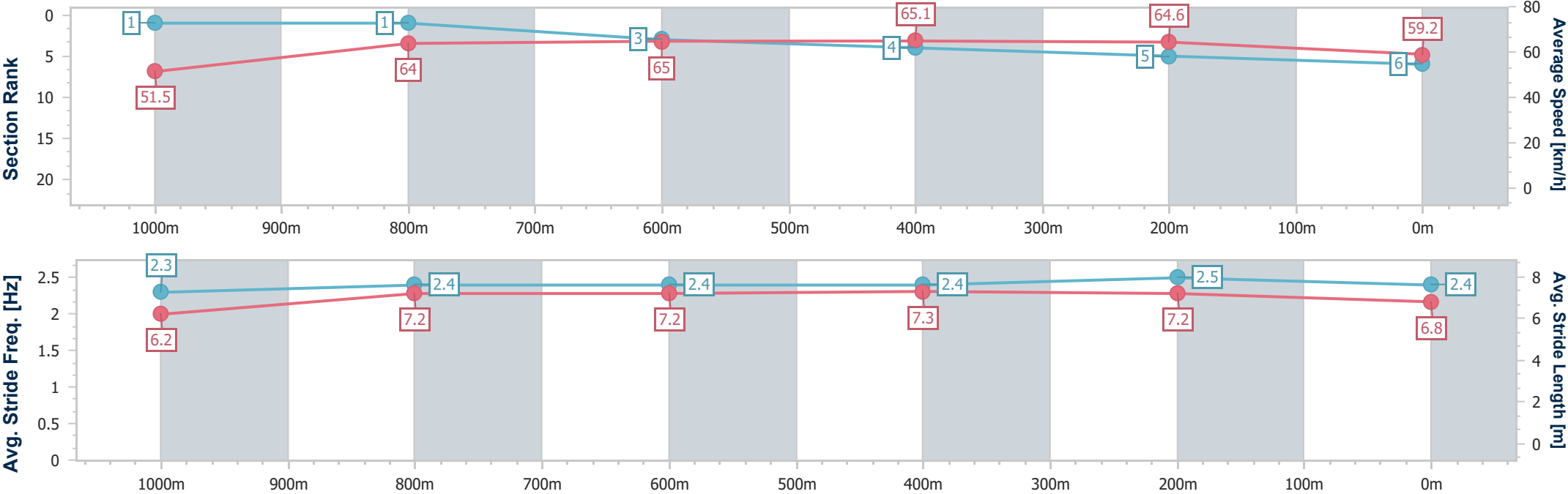


Eagle FarmProfessional  
Race 1: SEASON GREETINGS FROM BRC BENCHMARK 70  
Handicap - 1200m  
27 December 2025 - 12:19  
Track Rating: Soft 5, Weather: Overcast, Rail Position: +5 metres  
Entire Course.



BRISBANE  
RACING CLUB

| Section                | Overall                  | 1000m                    | 800m                     | 600m                     | 400m                     | 200m                     |  |  |  |  |  |  |  |  |
|------------------------|--------------------------|--------------------------|--------------------------|--------------------------|--------------------------|--------------------------|--|--|--|--|--|--|--|--|
| Section Times          | 1:11.13 [6]<br>(0:14.02) | 0:57.11 [1]<br>(0:11.30) | 0:45.81 [1]<br>(0:11.19) | 0:34.62 [3]<br>(0:11.34) | 0:23.28 [4]<br>(0:11.12) | 0:12.16 [5]<br>(0:12.16) |  |  |  |  |  |  |  |  |
| Average Speed [km/h]   | 51.5                     | 64.0                     | 65.0                     | 65.1                     | 64.6                     | 59.2                     |  |  |  |  |  |  |  |  |
| Top Speed [km/h]       | 65.0                     | 65.1                     | 65.8                     | 66.0                     | 66.3                     | 63.3                     |  |  |  |  |  |  |  |  |
| Avg. Dist. to Rail [m] | 5.5                      | 0.6                      | 2.2                      | 4.9                      | 5.3                      | 3.7                      |  |  |  |  |  |  |  |  |
| Avg. Stride Freq. [Hz] | 2.3                      | 2.4                      | 2.4                      | 2.4                      | 2.5                      | 2.4                      |  |  |  |  |  |  |  |  |
| Avg. Stride Length [m] | 6.2                      | 7.2                      | 7.2                      | 7.3                      | 7.2                      | 6.8                      |  |  |  |  |  |  |  |  |



[ ] Ranking at each section and finish  
-.-.- No data available at this section  
NA No data available





|                                |                |
|--------------------------------|----------------|
| Horse/Jockey Name              | Diana's Affair |
| Final Rank                     | 7              |
| Fastest Section Time (Section) | 0:10.93 (600m) |
| Top Speed [km/h] (Section)     | 66.7 (400m)    |
| Race State                     | Finished       |

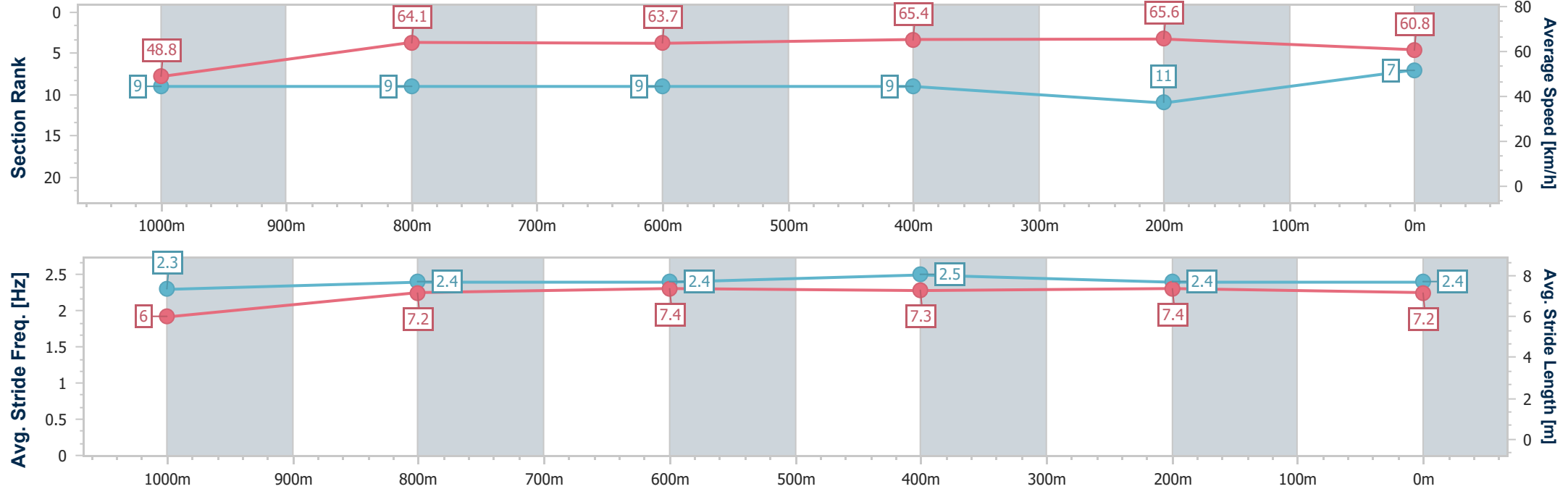


Eagle FarmProfessional  
Race 1: SEASON GREETINGS FROM BRC BENCHMARK 70  
Handicap - 1200m  
27 December 2025 - 12:19  
Track Rating: Soft 5, Weather: Overcast, Rail Position: +5 metres  
Entire Course.



BRISBANE  
RACING CLUB

| Section                | Overall                  | 1000m                    | 800m                     | 600m                     | 400m                     | 200m                      |  |  |  |  |  |  |  |
|------------------------|--------------------------|--------------------------|--------------------------|--------------------------|--------------------------|---------------------------|--|--|--|--|--|--|--|
| Section Times          | 1:11.16 [7]<br>(0:14.76) | 0:56.40 [9]<br>(0:11.39) | 0:45.01 [9]<br>(0:11.30) | 0:33.71 [9]<br>(0:10.93) | 0:22.78 [9]<br>(0:10.95) | 0:11.83 [11]<br>(0:11.83) |  |  |  |  |  |  |  |
| Average Speed [km/h]   | 48.8                     | 64.1                     | 63.7                     | 65.4                     | 65.6                     | 60.8                      |  |  |  |  |  |  |  |
| Top Speed [km/h]       | 62.4                     | 65.4                     | 65.5                     | 66.7                     | 66.7                     | 63.9                      |  |  |  |  |  |  |  |
| Avg. Dist. to Rail [m] | 4.3                      | 2.1                      | 0.6                      | 1.4                      | 1.0                      | 0.6                       |  |  |  |  |  |  |  |
| Avg. Stride Freq. [Hz] | 2.3                      | 2.4                      | 2.4                      | 2.5                      | 2.4                      | 2.4                       |  |  |  |  |  |  |  |
| Avg. Stride Length [m] | 6.0                      | 7.2                      | 7.4                      | 7.3                      | 7.4                      | 7.2                       |  |  |  |  |  |  |  |



[ ] Ranking at each section and finish  
-.-.- No data available at this section  
NA No data available



|                                |                |
|--------------------------------|----------------|
| Horse/Jockey Name              | Bengal Diamond |
| Final Rank                     | 8              |
| Fastest Section Time (Section) | 0:10.91 (400m) |
| Top Speed [km/h] (Section)     | 68.0 (600m)    |
| Race State                     | Finished       |

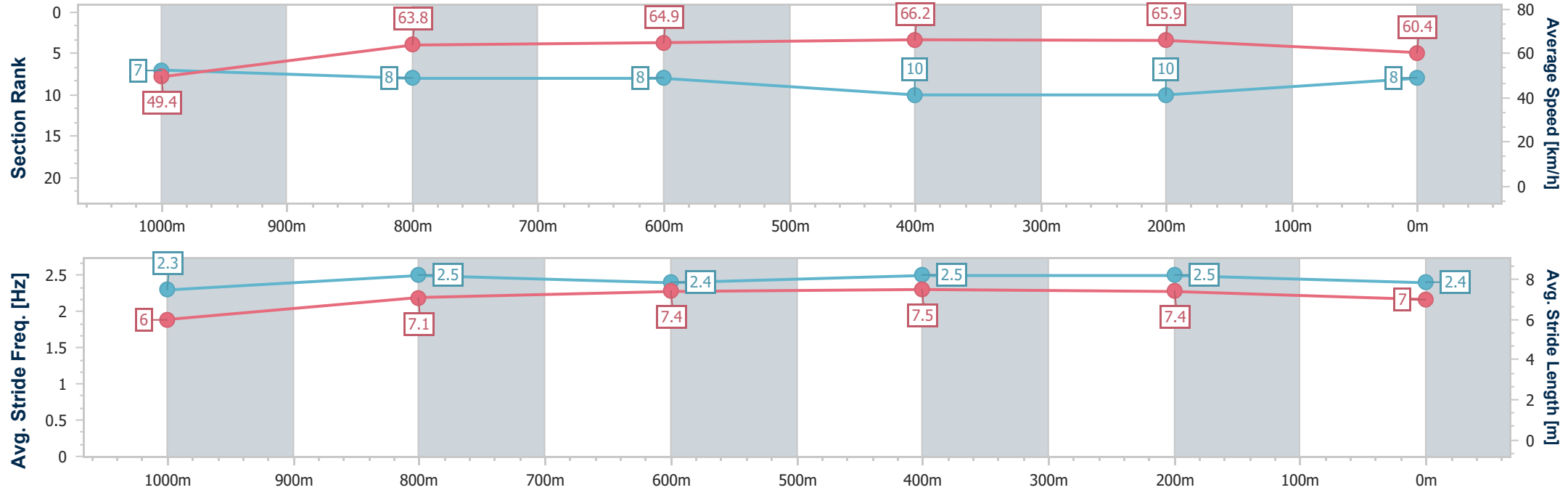


Eagle FarmProfessional  
Race 1: SEASON GREETINGS FROM BRC BENCHMARK 70  
Handicap - 1200m  
27 December 2025 - 12:19  
Track Rating: Soft 5, Weather: Overcast, Rail Position: +5 metres  
Entire Course.



BRISBANE  
RACING CLUB

| Section                | Overall                  | 1000m                    | 800m                     | 600m                     | 400m                      | 200m                      |  |  |  |  |  |  |  |
|------------------------|--------------------------|--------------------------|--------------------------|--------------------------|---------------------------|---------------------------|--|--|--|--|--|--|--|
| Section Times          | 1:11.22 [8]<br>(0:14.58) | 0:56.64 [7]<br>(0:11.54) | 0:45.10 [8]<br>(0:11.27) | 0:33.83 [8]<br>(0:11.01) | 0:22.82 [10]<br>(0:10.91) | 0:11.91 [10]<br>(0:11.91) |  |  |  |  |  |  |  |
| Average Speed [km/h]   | 49.4                     | 63.8                     | 64.9                     | 66.2                     | 65.9                      | 60.4                      |  |  |  |  |  |  |  |
| Top Speed [km/h]       | 62.7                     | 64.7                     | 66.1                     | 68.0                     | 67.6                      | 63.8                      |  |  |  |  |  |  |  |
| Avg. Dist. to Rail [m] | 3.2                      | 4.0                      | 3.7                      | 2.5                      | 5.7                       | 4.8                       |  |  |  |  |  |  |  |
| Avg. Stride Freq. [Hz] | 2.3                      | 2.5                      | 2.4                      | 2.5                      | 2.5                       | 2.4                       |  |  |  |  |  |  |  |
| Avg. Stride Length [m] | 6.0                      | 7.1                      | 7.4                      | 7.5                      | 7.4                       | 7.0                       |  |  |  |  |  |  |  |



- [ ] Ranking at each section and finish
- .-.- No data available at this section
- NA No data available



|                                |                |
|--------------------------------|----------------|
| Horse/Jockey Name              | Acappella Sun  |
| Final Rank                     | 9              |
| Fastest Section Time (Section) | 0:10.82 (400m) |
| Top Speed [km/h] (Section)     | 68.2 (400m)    |
| Race State                     | Finished       |

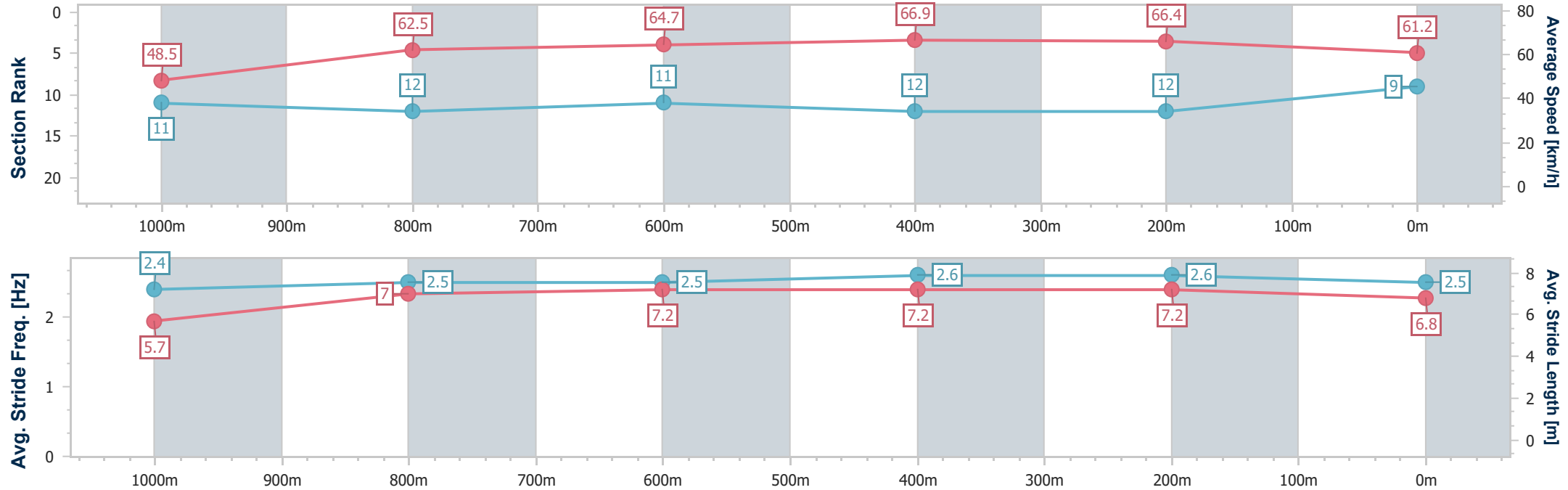


Eagle FarmProfessional  
Race 1: SEASON GREETINGS FROM BRC BENCHMARK 70  
Handicap - 1200m  
27 December 2025 - 12:19  
Track Rating: Soft 5, Weather: Overcast, Rail Position: +5 metres  
Entire Course.



BRISBANE  
RACING CLUB

| Section                | Overall                  | 1000m                     | 800m                      | 600m                      | 400m                      | 200m                      |  |  |  |  |  |  |  |  |
|------------------------|--------------------------|---------------------------|---------------------------|---------------------------|---------------------------|---------------------------|--|--|--|--|--|--|--|--|
| Section Times          | 1:11.26 [9]<br>(0:14.91) | 0:56.35 [11]<br>(0:11.66) | 0:44.69 [12]<br>(0:11.19) | 0:33.50 [11]<br>(0:10.89) | 0:22.61 [12]<br>(0:10.82) | 0:11.79 [12]<br>(0:11.79) |  |  |  |  |  |  |  |  |
| Average Speed [km/h]   | 48.5                     | 62.5                      | 64.7                      | 66.9                      | 66.4                      | 61.2                      |  |  |  |  |  |  |  |  |
| Top Speed [km/h]       | 60.2                     | 65.2                      | 65.7                      | 68.2                      | 68.2                      | 64.2                      |  |  |  |  |  |  |  |  |
| Avg. Dist. to Rail [m] | 8.3                      | 2.3                       | 1.1                       | 2.3                       | 7.6                       | 8.6                       |  |  |  |  |  |  |  |  |
| Avg. Stride Freq. [Hz] | 2.4                      | 2.5                       | 2.5                       | 2.6                       | 2.6                       | 2.5                       |  |  |  |  |  |  |  |  |
| Avg. Stride Length [m] | 5.7                      | 7.0                       | 7.2                       | 7.2                       | 7.2                       | 6.8                       |  |  |  |  |  |  |  |  |



[ ] Ranking at each section and finish  
-.-.- No data available at this section  
NA No data available



|                                |                |
|--------------------------------|----------------|
| Horse/Jockey Name              | Unstopabull    |
| Final Rank                     | 10             |
| Fastest Section Time (Section) | 0:10.93 (600m) |
| Top Speed [km/h] (Section)     | 67.5 (600m)    |
| Race State                     | Finished       |

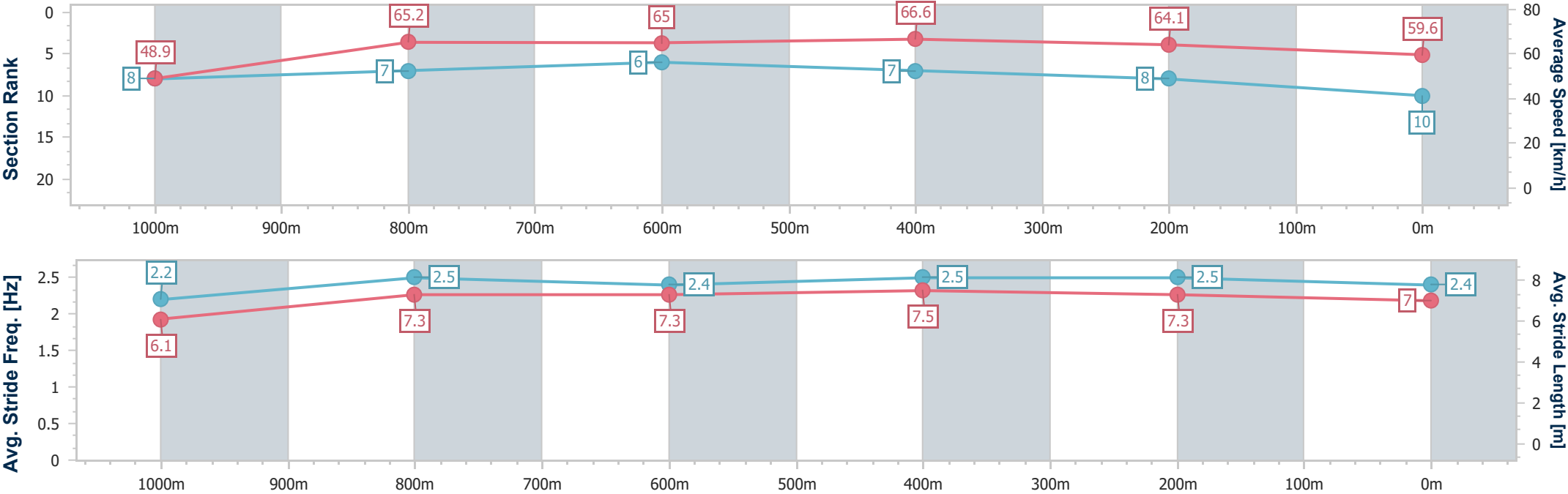


Eagle FarmProfessional  
Race 1: SEASON GREETINGS FROM BRC BENCHMARK 70  
Handicap - 1200m  
27 December 2025 - 12:19  
Track Rating: Soft 5, Weather: Overcast, Rail Position: +5 metres  
Entire Course.



BRISBANE  
RACING CLUB

| Section                | Overall                   | 1000m                    | 800m                     | 600m                     | 400m                     | 200m                     |  |  |  |  |  |  |  |
|------------------------|---------------------------|--------------------------|--------------------------|--------------------------|--------------------------|--------------------------|--|--|--|--|--|--|--|
| Section Times          | 1:11.27 [10]<br>(0:14.75) | 0:56.52 [8]<br>(0:11.22) | 0:45.30 [7]<br>(0:11.09) | 0:34.21 [6]<br>(0:10.93) | 0:23.28 [7]<br>(0:11.19) | 0:12.09 [8]<br>(0:12.09) |  |  |  |  |  |  |  |
| Average Speed [km/h]   | 48.9                      | 65.2                     | 65.0                     | 66.6                     | 64.1                     | 59.6                     |  |  |  |  |  |  |  |
| Top Speed [km/h]       | 61.0                      | 65.9                     | 65.6                     | 67.5                     | 66.8                     | 61.9                     |  |  |  |  |  |  |  |
| Avg. Dist. to Rail [m] | 3.9                       | 2.4                      | 1.2                      | 1.5                      | 5.3                      | 6.8                      |  |  |  |  |  |  |  |
| Avg. Stride Freq. [Hz] | 2.2                       | 2.5                      | 2.4                      | 2.5                      | 2.5                      | 2.4                      |  |  |  |  |  |  |  |
| Avg. Stride Length [m] | 6.1                       | 7.3                      | 7.3                      | 7.5                      | 7.3                      | 7.0                      |  |  |  |  |  |  |  |



- [ ] Ranking at each section and finish
- .-.- No data available at this section
- NA No data available



|                                |                |
|--------------------------------|----------------|
| Horse/Jockey Name              | Moscow Circus  |
| Final Rank                     | 11             |
| Fastest Section Time (Section) | 0:11.05 (800m) |
| Top Speed [km/h] (Section)     | 66.7 (800m)    |
| Race State                     | Finished       |

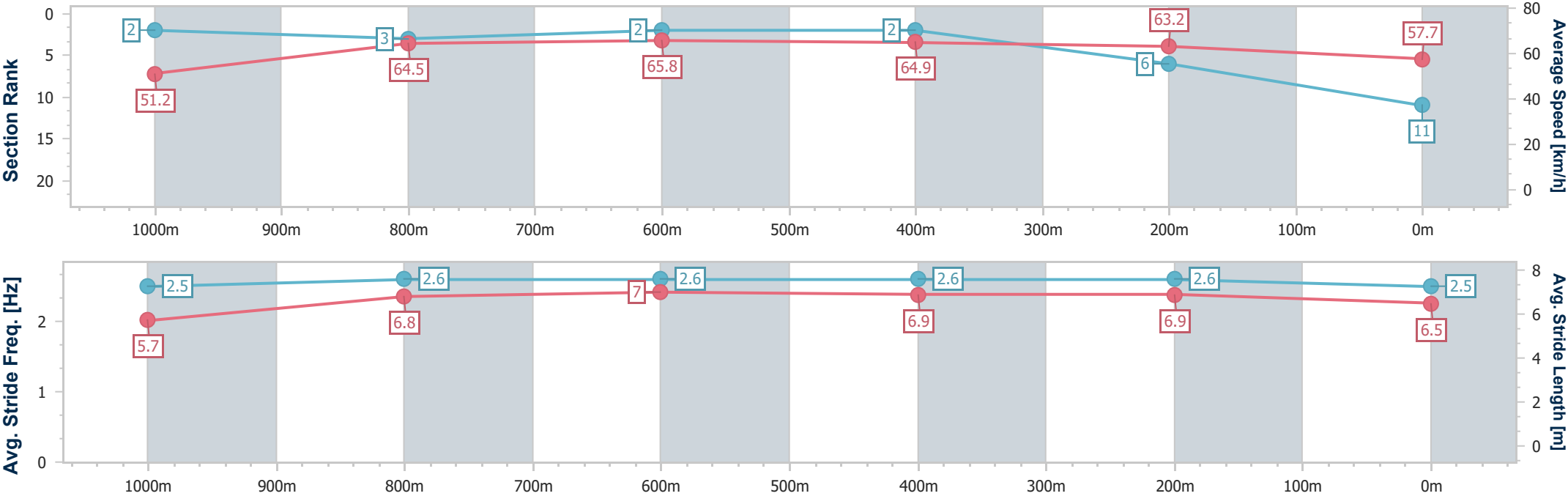


Eagle FarmProfessional  
Race 1: SEASON GREETINGS FROM BRC BENCHMARK 70  
Handicap - 1200m  
27 December 2025 - 12:19  
Track Rating: Soft 5, Weather: Overcast, Rail Position: +5 metres  
Entire Course.



BRISBANE  
RACING CLUB

| Section                | Overall                   | 1000m                    | 800m                     | 600m                     | 400m                     | 200m                     |  |  |  |  |  |  |  |
|------------------------|---------------------------|--------------------------|--------------------------|--------------------------|--------------------------|--------------------------|--|--|--|--|--|--|--|
| Section Times          | 1:11.51 [11]<br>(0:14.08) | 0:57.43 [2]<br>(0:11.33) | 0:46.10 [3]<br>(0:11.05) | 0:35.05 [2]<br>(0:11.16) | 0:23.89 [2]<br>(0:11.39) | 0:12.50 [6]<br>(0:12.50) |  |  |  |  |  |  |  |
| Average Speed [km/h]   | 51.2                      | 64.5                     | 65.8                     | 64.9                     | 63.2                     | 57.7                     |  |  |  |  |  |  |  |
| Top Speed [km/h]       | 63.9                      | 65.6                     | 66.7                     | 65.6                     | 65.3                     | 61.3                     |  |  |  |  |  |  |  |
| Avg. Dist. to Rail [m] | 6.6                       | 2.6                      | 2.2                      | 1.4                      | 3.4                      | 4.5                      |  |  |  |  |  |  |  |
| Avg. Stride Freq. [Hz] | 2.5                       | 2.6                      | 2.6                      | 2.6                      | 2.6                      | 2.5                      |  |  |  |  |  |  |  |
| Avg. Stride Length [m] | 5.7                       | 6.8                      | 7.0                      | 6.9                      | 6.9                      | 6.5                      |  |  |  |  |  |  |  |





|                                |                |
|--------------------------------|----------------|
| Horse/Jockey Name              | Influential    |
| Final Rank                     | 12             |
| Fastest Section Time (Section) | 0:10.96 (800m) |
| Top Speed [km/h] (Section)     | 67.0 (800m)    |
| Race State                     | Finished       |

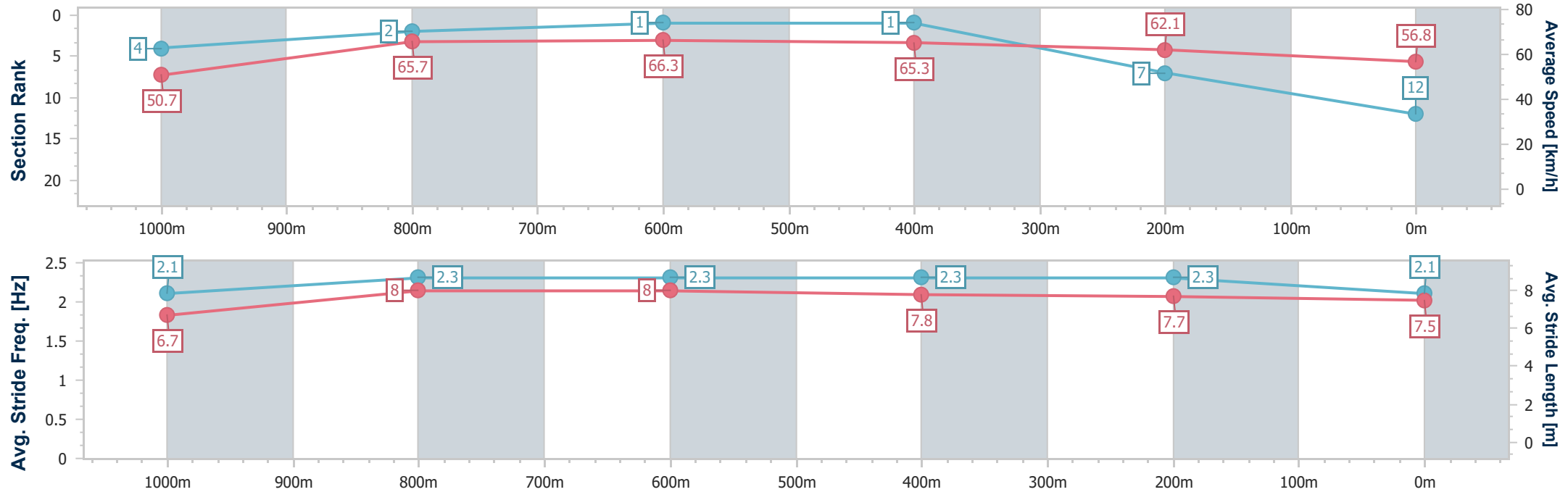


Eagle FarmProfessional  
Race 1: SEASON GREETINGS FROM BRC BENCHMARK 70  
Handicap - 1200m  
27 December 2025 - 12:19  
Track Rating: Soft 5, Weather: Overcast, Rail Position: +5 metres  
Entire Course.



BRISBANE  
RACING CLUB

| Section                | Overall                   | 1000m                    | 800m                     | 600m                     | 400m                     | 200m                     |  |  |  |  |  |  |  |
|------------------------|---------------------------|--------------------------|--------------------------|--------------------------|--------------------------|--------------------------|--|--|--|--|--|--|--|
| Section Times          | 1:11.80 [12]<br>(0:14.27) | 0:57.53 [4]<br>(0:11.13) | 0:46.40 [2]<br>(0:10.96) | 0:35.44 [1]<br>(0:11.18) | 0:24.26 [1]<br>(0:11.54) | 0:12.72 [7]<br>(0:12.72) |  |  |  |  |  |  |  |
| Average Speed [km/h]   | 50.7                      | 65.7                     | 66.3                     | 65.3                     | 62.1                     | 56.8                     |  |  |  |  |  |  |  |
| Top Speed [km/h]       | 64.5                      | 66.8                     | 67.0                     | 65.8                     | 64.3                     | 60.0                     |  |  |  |  |  |  |  |
| Avg. Dist. to Rail [m] | 7.4                       | 3.3                      | 2.2                      | 2.1                      | 3.5                      | 4.8                      |  |  |  |  |  |  |  |
| Avg. Stride Freq. [Hz] | 2.1                       | 2.3                      | 2.3                      | 2.3                      | 2.3                      | 2.1                      |  |  |  |  |  |  |  |
| Avg. Stride Length [m] | 6.7                       | 8.0                      | 8.0                      | 7.8                      | 7.7                      | 7.5                      |  |  |  |  |  |  |  |





# Eagle Farm Professional

## Race 2: NOVA 106.9 BENCHMARK 78 Handicap - 2400m

27 December 2025 - 12:54



BRISBANE  
RACING CLUB

Track Rating: Soft 5, Weather: Overcast, Rail Position: +5 metres Entire Course.

| Section     |     |                 |         |                     |                    | Overall              | 2200m                | 2000m                | 1800m                | 1600m                | 1400m                | 1200m                | Last 600m |    |                           |
|-------------|-----|-----------------|---------|---------------------|--------------------|----------------------|----------------------|----------------------|----------------------|----------------------|----------------------|----------------------|-----------|----|---------------------------|
| Field Times |     |                 |         |                     |                    | 2:28.51<br>(0:14.05) | 2:14.46<br>(0:11.66) | 2:02.80<br>(0:12.03) | 1:50.77<br>(0:12.34) | 1:38.43<br>(0:12.58) | 1:25.85<br>(0:12.61) | 1:13.24<br>(0:12.60) | 0:36.12   |    |                           |
| Rank        | TAB | Horse/Jockey    | Barrier | Top Speed<br>[km/h] | Fastest<br>Section |                      |                      |                      |                      |                      |                      |                      |           |    | Distance<br>Travelled [m] |
| 1           | 3   | RATTLE AND HUM  | 1       | 62.3                | 0:11.66            | 2:28.51 [1]          | 2:14.46 [1]          | 2:02.80 [1]          | 1:50.77 [1]          | 1:38.38 [2]          | 1:25.77 [2]          | 1:13.19 [2]          | 0:36.12   |    |                           |
|             |     | Jace McMurray   |         | 2200m               | 2200m              | (0:14.05)            | (0:11.66)            | (0:12.03)            | (0:12.39)            | (0:12.61)            | (0:12.58)            | (0:12.55)            |           |    |                           |
| 2           | 4   | DILLIAN         | 5       | 61.9                | 0:11.83            | 2:28.84 [2]          | 2:14.44 [5]          | 2:02.50 [5]          | 1:50.41 [5]          | 1:38.15 [5]          | 1:25.64 [5]          | 1:13.01 [5]          | 0:36.12   | +4 |                           |
|             |     | Mark Du Plessis |         | 600m                | 400m               | (0:14.40)            | (0:11.94)            | (0:12.09)            | (0:12.26)            | (0:12.51)            | (0:12.63)            | (0:12.61)            |           |    |                           |
| 3           | 9   | GOOD PHILLY     | 3       | 62.4                | 0:11.66            | 2:28.86 [3]          | 2:14.13 [7]          | 2:02.26 [7]          | 1:50.31 [6]          | 1:37.84 [7]          | 1:25.31 [8]          | 1:12.64 [7]          | 0:36.00   | -6 |                           |
|             |     | Ben Thompson    |         | 600m                | 600m               | (0:14.73)            | (0:11.87)            | (0:11.95)            | (0:12.47)            | (0:12.53)            | (0:12.67)            | (0:12.68)            |           |    |                           |
| 4           | 8   | FARWEST         | 9       | 62.9                | 0:11.81            | 2:29.17 [4]          | 2:13.83 [9]          | 2:01.87 [10]         | 1:50.00 [10]         | 1:37.62 [10]         | 1:25.29 [10]         | 1:12.46 [10]         | 0:36.23   | +5 |                           |
|             |     | Dylan Turner    |         | 800m                | 400m               | (0:15.34)            | (0:11.96)            | (0:11.87)            | (0:12.38)            | (0:12.33)            | (0:12.83)            | (0:12.33)            |           |    |                           |
| 5           | 6   | SIR LAMORAK     | 2       | 62.7                | 0:11.75            | 2:29.25 [5]          | 2:14.99 [4]          | 2:03.24 [4]          | 1:51.08 [4]          | 1:38.73 [4]          | 1:26.29 [3]          | 1:13.63 [3]          | 0:36.48   | -6 |                           |
|             |     | Angela Jones    |         | 2200m               | 2200m              | (0:14.26)            | (0:11.75)            | (0:12.16)            | (0:12.35)            | (0:12.44)            | (0:12.66)            | (0:12.63)            |           |    |                           |
| 6           | 2   | TAPILDOODLEDO   | 6       | 63.3                | 0:11.78            | 2:29.29 [6]          | 2:15.07 [3]          | 2:03.29 [3]          | 1:51.25 [3]          | 1:38.86 [3]          | 1:26.25 [4]          | 1:13.54 [4]          | 0:36.65   | -1 |                           |
|             |     | Jai Williams    |         | Overall             | 2200m              | (0:14.22)            | (0:11.78)            | (0:12.04)            | (0:12.39)            | (0:12.61)            | (0:12.71)            | (0:12.61)            |           |    |                           |
| 7           | 10  | ALDEENAARY      | 4       | 62.8                | 0:11.94            | 2:29.44 [7]          | 2:14.84 [6]          | 2:02.90 [6]          | 1:50.81 [7]          | 1:38.47 [6]          | 1:25.94 [6]          | 1:13.35 [6]          | 0:36.52   | +6 |                           |
|             |     | Karl Zechner    |         | Overall             | 2200m              | (0:14.60)            | (0:11.94)            | (0:12.09)            | (0:12.34)            | (0:12.53)            | (0:12.59)            | (0:12.61)            |           |    |                           |
| 8           | 5   | TAJAWAL         | 7       | 63.2                | 0:11.72            | 2:29.63 [8]          | 2:14.74 [8]          | 2:02.69 [8]          | 1:50.76 [8]          | 1:38.36 [8]          | 1:26.00 [9]          | 1:13.35 [8]          | 0:36.67   | -4 |                           |
|             |     | Ryan Maloney    |         | 400m                | 600m               | (0:14.89)            | (0:12.05)            | (0:11.93)            | (0:12.40)            | (0:12.36)            | (0:12.65)            | (0:12.56)            |           |    |                           |
| 9           | 1   | SUN WORSHIPPER  | 8       | 63.1                | 0:11.63            | 2:29.96 [9]          | 2:15.79 [2]          | 2:04.16 [2]          | 1:52.19 [2]          | 1:39.88 [1]          | 1:27.30 [1]          | 1:14.69 [1]          | 0:37.46   | -1 |                           |
|             |     | Jasper Franklin |         | 2200m               | 2200m              | (0:14.17)            | (0:11.63)            | (0:11.97)            | (0:12.31)            | (0:12.58)            | (0:12.61)            | (0:12.62)            |           |    |                           |
| 10          | 11  | AUTUNNO         | 10      | 61.9                | 0:11.81            | 2:33.67 [10]         | 2:18.31 [10]         | 2:06.38 [9]          | 1:54.57 [9]          | 1:42.39 [9]          | 1:30.14 [7]          | 1:17.37 [9]          | 0:40.53   | +1 |                           |
|             |     | Robbie Dolan    |         | 800m                | 2000m              | (0:15.36)            | (0:11.93)            | (0:11.81)            | (0:12.18)            | (0:12.25)            | (0:12.77)            | (0:12.22)            |           |    |                           |

Scratched: Ayasaki (#7)

Report Created: Sat 27 December 2025 13:19 GMT (Note: Timing is based on position data)

Page 1/12

[ ] Ranking at each section and finish  
-:-:- No data available at this section  
NA No data available

SCN Saddle cloth number  
DNF Did not finish  
DNT Did not track

data processed by  TRIPLESDATA



## Eagle Farm Professional

### Race 2: NOVA 106.9 BENCHMARK 78 Handicap - 2400m

27 December 2025 - 12:54



BRISBANE  
RACING CLUB

Track Rating: Soft 5, Weather: Overcast, Rail Position: +5 metres Entire Course.

| Section     |     |                 |         |                     |                    |              | 1000m                | 800m                 | 600m                 | 400m                 | 200m                 | Last 600m  |  |  |
|-------------|-----|-----------------|---------|---------------------|--------------------|--------------|----------------------|----------------------|----------------------|----------------------|----------------------|------------|--|--|
| Field Times |     |                 |         |                     |                    |              | 1:00.64<br>(0:12.47) | 0:48.17<br>(0:12.05) | 0:36.12<br>(0:11.71) | 0:24.41<br>(0:11.79) | 0:12.62<br>(0:12.62) | 0:36.12    |  |  |
| Rank        | TAB | Horse/Jockey    | Barrier | Top Speed<br>[km/h] | Fastest<br>Section |              |                      |                      |                      |                      | Margin               |            |  |  |
| 1           | 3   | RATTLE AND HUM  | 1       | 62.3                | 0:11.66            | 1:00.64 [1]  | 0:48.17 [1]          | 0:36.12 [1]          | 0:24.41 [1]          | 0:12.62 [1]          | 2:28.51              | 0:36.12    |  |  |
|             |     | Jace McMurray   |         | 2200m               | 2200m              | (0:12.47)    | (0:12.05)            | (0:11.71)            | (0:11.79)            | (0:12.62)            |                      |            |  |  |
| 2           | 4   | DILLIAN         | 5       | 61.9                | 0:11.83            | 1:00.40 [5]  | 0:48.13 [5]          | 0:36.12 [4]          | 0:24.25 [5]          | 0:12.42 [3]          | 1.96L                | 0:36.12 +4 |  |  |
|             |     | Mark Du Plessis |         | 600m                | 400m               | (0:12.27)    | (0:12.01)            | (0:11.87)            | (0:11.83)            | (0:12.42)            |                      |            |  |  |
| 3           | 9   | GOOD PHILLY     | 3       | 62.4                | 0:11.66            | 0:59.96 [9]  | 0:47.86 [8]          | 0:36.00 [6]          | 0:24.34 [3]          | 0:12.48 [2]          | 2.07L                | 0:36.00 -6 |  |  |
|             |     | Ben Thompson    |         | 600m                | 600m               | (0:12.10)    | (0:11.86)            | (0:11.66)            | (0:11.86)            | (0:12.48)            |                      |            |  |  |
| 4           | 8   | FARWEST         | 9       | 62.9                | 0:11.81            | 1:00.13 [10] | 0:48.06 [10]         | 0:36.23 [8]          | 0:24.39 [8]          | 0:12.58 [6]          | 3.88L                | 0:36.23 +5 |  |  |
|             |     | Dylan Turner    |         | 800m                | 400m               | (0:12.07)    | (0:11.83)            | (0:11.84)            | (0:11.81)            | (0:12.58)            |                      |            |  |  |
| 5           | 6   | SIR LAMORAK     | 2       | 62.7                | 0:11.75            | 1:01.00 [3]  | 0:48.57 [3]          | 0:36.48 [5]          | 0:24.71 [4]          | 0:12.69 [5]          | 4.38L                | 0:36.48 -6 |  |  |
|             |     | Angela Jones    |         | 2200m               | 2200m              | (0:12.43)    | (0:12.09)            | (0:11.77)            | (0:12.02)            | (0:12.69)            |                      |            |  |  |
| 6           | 2   | TAPILDOODLEDO   | 6       | 63.3                | 0:11.78            | 1:00.93 [4]  | 0:48.60 [4]          | 0:36.65 [3]          | 0:24.65 [6]          | 0:12.51 [8]          | 4.6L                 | 0:36.65 -1 |  |  |
|             |     | Jai Williams    |         | Overall             | 2200m              | (0:12.33)    | (0:11.95)            | (0:12.00)            | (0:12.14)            | (0:12.51)            |                      |            |  |  |
| 7           | 10  | ALDEENAARY      | 4       | 62.8                | 0:11.94            | 1:00.74 [7]  | 0:48.53 [6]          | 0:36.52 [7]          | 0:24.58 [9]          | 0:12.62 [9]          | 5.51L                | 0:36.52 +6 |  |  |
|             |     | Karl Zechner    |         | Overall             | 2200m              | (0:12.21)    | (0:12.01)            | (0:11.94)            | (0:11.96)            | (0:12.62)            |                      |            |  |  |
| 8           | 5   | TAJAWAL         | 7       | 63.2                | 0:11.72            | 1:00.79 [8]  | 0:48.68 [7]          | 0:36.67 [9]          | 0:24.95 [7]          | 0:13.13 [4]          | 6.58L                | 0:36.67 -4 |  |  |
|             |     | Ryan Maloney    |         | 400m                | 600m               | (0:12.11)    | (0:12.01)            | (0:11.72)            | (0:11.82)            | (0:13.13)            |                      |            |  |  |
| 9           | 1   | SUN WORSHIPPER  | 8       | 63.1                | 0:11.63            | 1:02.07 [2]  | 0:49.58 [2]          | 0:37.46 [2]          | 0:25.47 [2]          | 0:13.28 [7]          | 8.53L                | 0:37.46 -1 |  |  |
|             |     | Jasper Franklin |         | 2200m               | 2200m              | (0:12.49)    | (0:12.12)            | (0:11.99)            | (0:12.19)            | (0:13.28)            |                      |            |  |  |
| 10          | 11  | AUTUNNO         | 10      | 61.9                | 0:11.81            | 1:05.15 [6]  | 0:52.64 [9]          | 0:40.53 [10]         | 0:28.44 [10]         | 0:15.86 [10]         | 30.4L                | 0:40.53 +1 |  |  |
|             |     | Robbie Dolan    |         | 800m                | 2000m              | (0:12.51)    | (0:12.11)            | (0:12.09)            | (0:12.58)            | (0:15.86)            |                      |            |  |  |

Scratched: Ayasaki (#7)

Report Created: Sat 27 December 2025 13:19 GMT (Note: Timing is based on position data)

Page 2/12

[ ] Ranking at each section and finish  
-:-:- No data available at this section  
NA No data available

SCN Saddle cloth number  
DNF Did not finish  
DNT Did not track

data processed by  TRIPLESDATA





|                                |                 |
|--------------------------------|-----------------|
| Horse/Jockey Name              | Rattle And Hum  |
| Final Rank                     | 1               |
| Fastest Section Time (Section) | 0:11.66 (2200m) |
| Top Speed [km/h] (Section)     | 62.3 (2200m)    |
| Race State                     | Finished        |



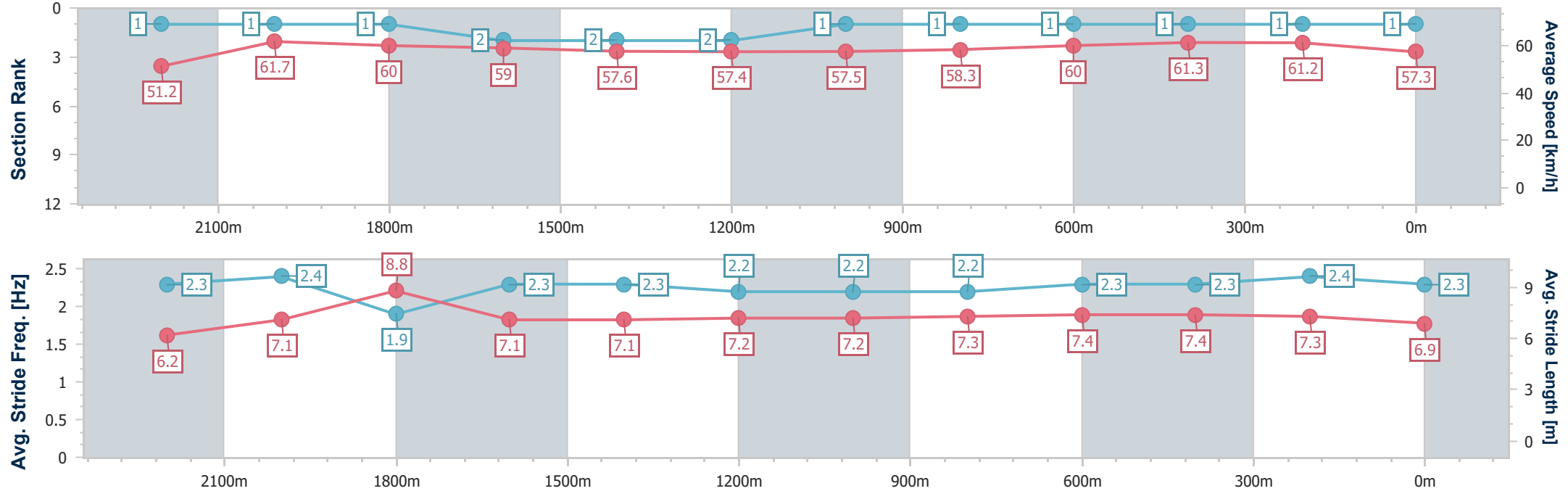
Eagle FarmProfessional  
Race 2: NOVA 106.9 BENCHMARK 78 Handicap - 2400m



27 December 2025 - 12:54  
Track Rating: Soft 5, Weather: Overcast, Rail Position: +5 metres  
Entire Course.

BRISBANE  
RACING CLUB

| Section                | Overall                  | 2200m                    | 2000m                    | 1800m                    | 1600m                    | 1400m                    | 1200m                    | 1000m                    | 800m                     | 600m                     | 400m                     | 200m                     |  |
|------------------------|--------------------------|--------------------------|--------------------------|--------------------------|--------------------------|--------------------------|--------------------------|--------------------------|--------------------------|--------------------------|--------------------------|--------------------------|--|
| Section Times          | 2:28.51 [1]<br>(0:14.05) | 2:14.46 [1]<br>(0:11.66) | 2:02.80 [1]<br>(0:12.03) | 1:50.77 [1]<br>(0:12.39) | 1:38.38 [2]<br>(0:12.61) | 1:25.77 [2]<br>(0:12.58) | 1:13.19 [2]<br>(0:12.55) | 1:00.64 [1]<br>(0:12.47) | 0:48.17 [1]<br>(0:12.05) | 0:36.12 [1]<br>(0:11.71) | 0:24.41 [1]<br>(0:11.79) | 0:12.62 [1]<br>(0:12.62) |  |
| Average Speed [km/h]   | 51.2                     | 61.7                     | 60.0                     | 59.0                     | 57.6                     | 57.4                     | 57.5                     | 58.3                     | 60.0                     | 61.3                     | 61.2                     | 57.3                     |  |
| Top Speed [km/h]       | 61.7                     | 62.3                     | 61.0                     | 59.8                     | 59.1                     | 59.1                     | 58.1                     | 59.2                     | 61.3                     | 62.3                     | 61.9                     | 59.7                     |  |
| Avg. Dist. to Rail [m] | 1.0                      | 0.5                      | 0.7                      | 2.8                      | 3.0                      | 2.5                      | 1.7                      | 2.1                      | 1.0                      | 0.7                      | 1.1                      | 1.9                      |  |
| Avg. Stride Freq. [Hz] | 2.3                      | 2.4                      | 1.9                      | 2.3                      | 2.3                      | 2.2                      | 2.2                      | 2.2                      | 2.3                      | 2.3                      | 2.4                      | 2.3                      |  |
| Avg. Stride Length [m] | 6.2                      | 7.1                      | 8.8                      | 7.1                      | 7.1                      | 7.2                      | 7.2                      | 7.3                      | 7.4                      | 7.4                      | 7.3                      | 6.9                      |  |





|                                |                |
|--------------------------------|----------------|
| Horse/Jockey Name              | Dillian        |
| Final Rank                     | 2              |
| Fastest Section Time (Section) | 0:11.83 (400m) |
| Top Speed [km/h] (Section)     | 61.9 (600m)    |
| Race State                     | Finished       |



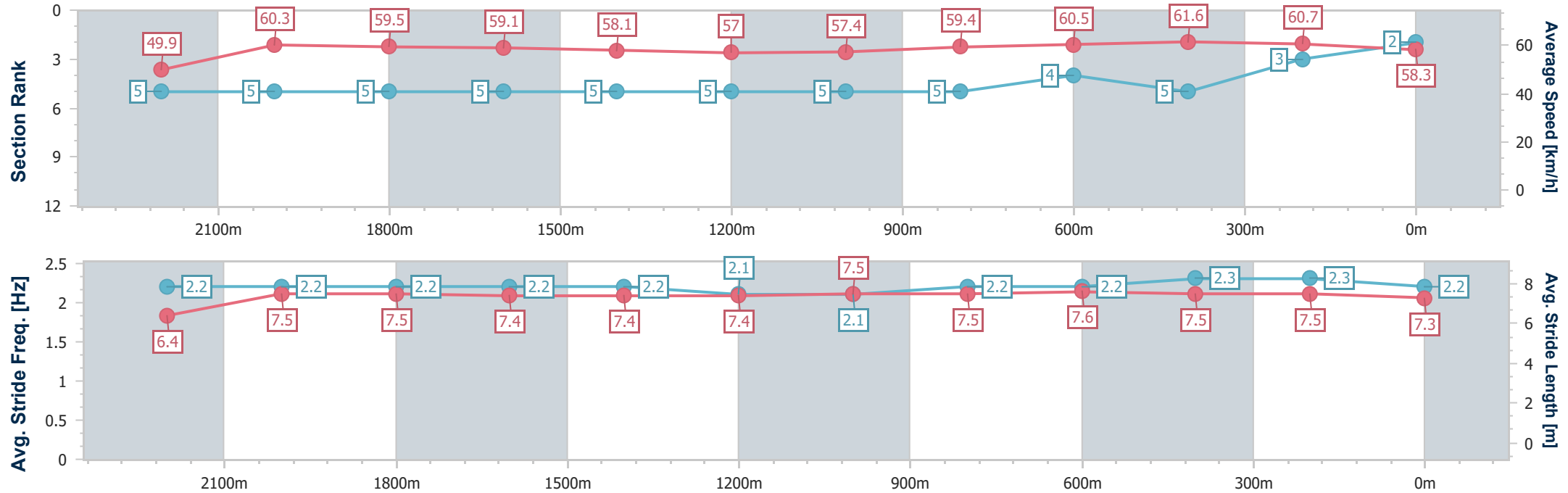
Eagle FarmProfessional  
Race 2: NOVA 106.9 BENCHMARK 78 Handicap - 2400m

27 December 2025 - 12:54  
Track Rating: Soft 5, Weather: Overcast, Rail Position: +5 metres  
Entire Course.



BRISBANE  
RACING CLUB

| Section                | Overall                  | 2200m                    | 2000m                    | 1800m                    | 1600m                    | 1400m                    | 1200m                    | 1000m                    | 800m                     | 600m                     | 400m                     | 200m                     |  |
|------------------------|--------------------------|--------------------------|--------------------------|--------------------------|--------------------------|--------------------------|--------------------------|--------------------------|--------------------------|--------------------------|--------------------------|--------------------------|--|
| Section Times          | 2:28.84 [2]<br>(0:14.40) | 2:14.44 [5]<br>(0:11.94) | 2:02.50 [5]<br>(0:12.09) | 1:50.41 [5]<br>(0:12.26) | 1:38.15 [5]<br>(0:12.51) | 1:25.64 [5]<br>(0:12.63) | 1:13.01 [5]<br>(0:12.61) | 1:00.40 [5]<br>(0:12.27) | 0:48.13 [5]<br>(0:12.01) | 0:36.12 [4]<br>(0:11.87) | 0:24.25 [5]<br>(0:11.83) | 0:12.42 [3]<br>(0:12.42) |  |
| Average Speed [km/h]   | 49.9                     | 60.3                     | 59.5                     | 59.1                     | 58.1                     | 57.0                     | 57.4                     | 59.4                     | 60.5                     | 61.6                     | 60.7                     | 58.3                     |  |
| Top Speed [km/h]       | 61.5                     | 61.2                     | 60.2                     | 59.8                     | 59.5                     | 57.7                     | 58.0                     | 60.4                     | 61.5                     | 61.9                     | 61.7                     | 60.0                     |  |
| Avg. Dist. to Rail [m] | 1.2                      | 0.3                      | 0.6                      | 1.6                      | 2.4                      | 2.7                      | 2.9                      | 2.9                      | 2.3                      | 2.8                      | 6.3                      | 6.6                      |  |
| Avg. Stride Freq. [Hz] | 2.2                      | 2.2                      | 2.2                      | 2.2                      | 2.2                      | 2.1                      | 2.1                      | 2.2                      | 2.2                      | 2.3                      | 2.3                      | 2.2                      |  |
| Avg. Stride Length [m] | 6.4                      | 7.5                      | 7.5                      | 7.4                      | 7.4                      | 7.4                      | 7.5                      | 7.5                      | 7.6                      | 7.5                      | 7.5                      | 7.3                      |  |



[ ] Ranking at each section and finish  
- - - - No data available at this section  
NA No data available



|                                |                |
|--------------------------------|----------------|
| Horse/Jockey Name              | Good Philly    |
| Final Rank                     | 3              |
| Fastest Section Time (Section) | 0:11.66 (600m) |
| Top Speed [km/h] (Section)     | 62.4 (600m)    |
| Race State                     | Finished       |



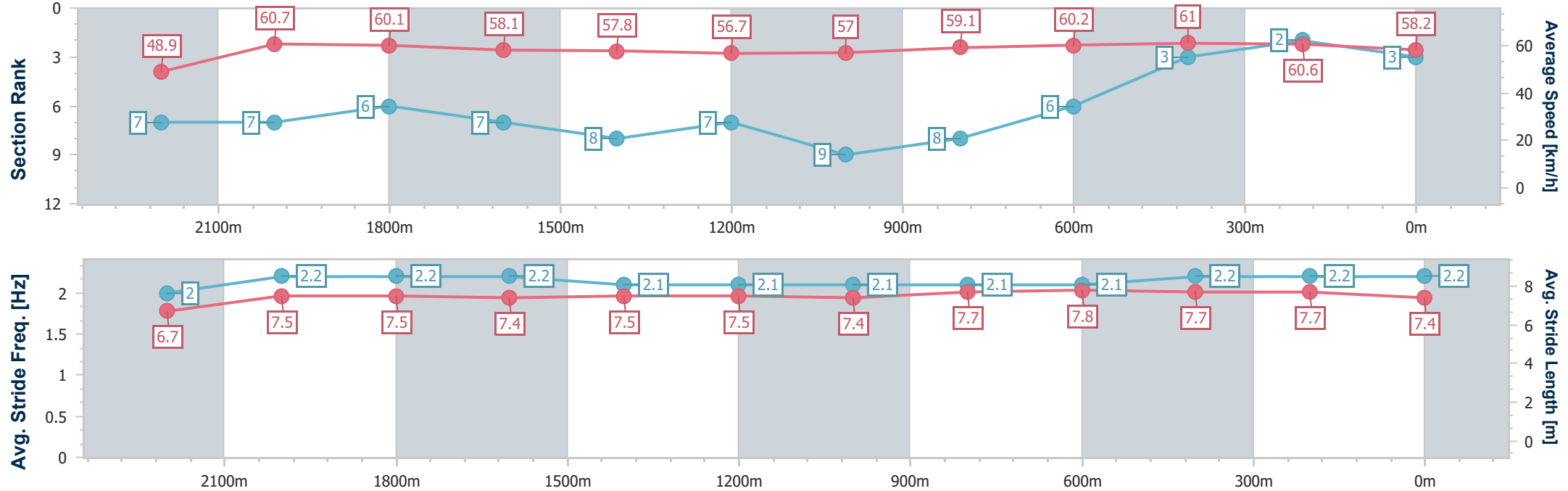
Eagle FarmProfessional  
Race 2: NOVA 106.9 BENCHMARK 78 Handicap - 2400m

27 December 2025 - 12:54  
Track Rating: Soft 5, Weather: Overcast, Rail Position: +5 metres  
Entire Course.



BRISBANE  
RACING CLUB

| Section                | Overall                  | 2200m                    | 2000m                    | 1800m                    | 1600m                    | 1400m                    | 1200m                    | 1000m                    | 800m                     | 600m                     | 400m                     | 200m                     |  |
|------------------------|--------------------------|--------------------------|--------------------------|--------------------------|--------------------------|--------------------------|--------------------------|--------------------------|--------------------------|--------------------------|--------------------------|--------------------------|--|
| Section Times          | 2:28.86 [3]<br>(0:14.73) | 2:14.13 [7]<br>(0:11.87) | 2:02.26 [7]<br>(0:11.95) | 1:50.31 [6]<br>(0:12.47) | 1:37.84 [7]<br>(0:12.53) | 1:25.31 [8]<br>(0:12.67) | 1:12.64 [7]<br>(0:12.68) | 0:59.96 [9]<br>(0:12.10) | 0:47.86 [8]<br>(0:11.86) | 0:36.00 [6]<br>(0:11.66) | 0:24.34 [3]<br>(0:11.86) | 0:12.48 [2]<br>(0:12.48) |  |
| Average Speed [km/h]   | 48.9                     | 60.7                     | 60.1                     | 58.1                     | 57.8                     | 56.7                     | 57.0                     | 59.1                     | 60.2                     | 61.0                     | 60.6                     | 58.2                     |  |
| Top Speed [km/h]       | 60.7                     | 61.7                     | 60.8                     | 58.9                     | 59.6                     | 58.0                     | 57.5                     | 60.4                     | 61.2                     | 62.4                     | 61.4                     | 59.0                     |  |
| Avg. Dist. to Rail [m] | 1.3                      | 0.2                      | 0.8                      | 1.6                      | 1.1                      | 0.7                      | 1.2                      | 1.3                      | 2.8                      | 1.9                      | 1.1                      | 2.7                      |  |
| Avg. Stride Freq. [Hz] | 2.0                      | 2.2                      | 2.2                      | 2.2                      | 2.1                      | 2.1                      | 2.1                      | 2.1                      | 2.1                      | 2.2                      | 2.2                      | 2.2                      |  |
| Avg. Stride Length [m] | 6.7                      | 7.5                      | 7.5                      | 7.4                      | 7.5                      | 7.5                      | 7.4                      | 7.7                      | 7.8                      | 7.7                      | 7.7                      | 7.4                      |  |



[ ] Ranking at each section and finish  
- - - - - No data available at this section  
NA No data available



|                                |                |
|--------------------------------|----------------|
| Horse/Jockey Name              | Farwest        |
| Final Rank                     | 4              |
| Fastest Section Time (Section) | 0:11.81 (400m) |
| Top Speed [km/h] (Section)     | 62.9 (800m)    |
| Race State                     | Finished       |



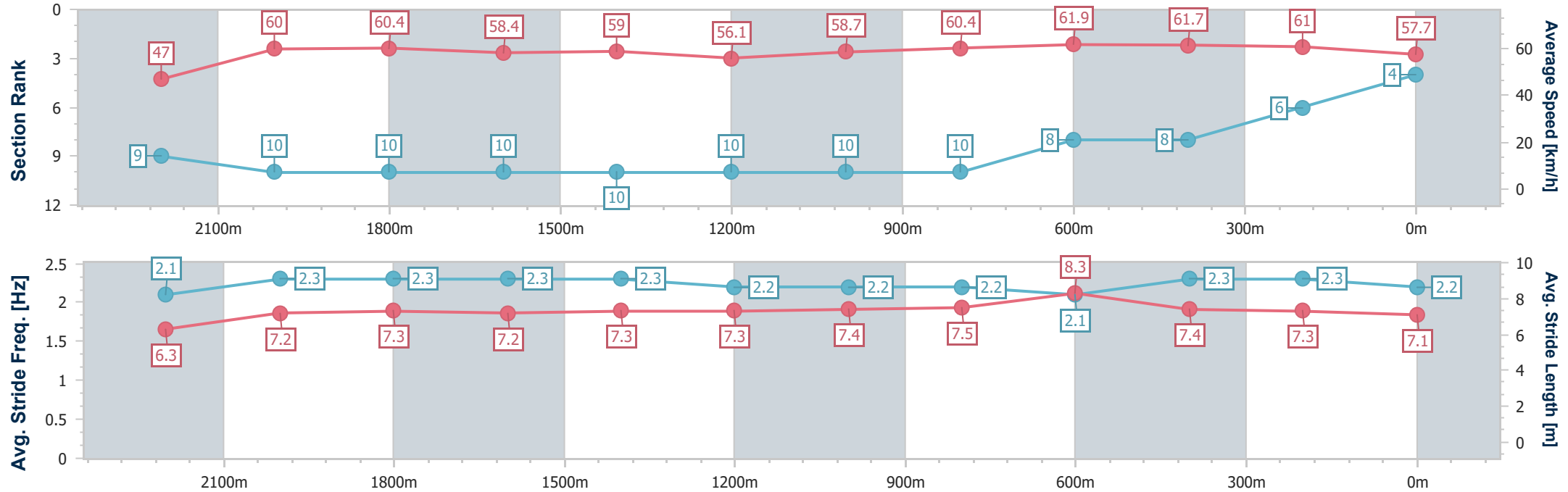
Eagle FarmProfessional  
Race 2: NOVA 106.9 BENCHMARK 78 Handicap - 2400m

27 December 2025 - 12:54  
Track Rating: Soft 5, Weather: Overcast, Rail Position: +5 metres  
Entire Course.



BRISBANE  
RACING CLUB

| Section                | Overall                  | 2200m                    | 2000m                     | 1800m                     | 1600m                     | 1400m                     | 1200m                     | 1000m                     | 800m                      | 600m                     | 400m                     | 200m                     |  |
|------------------------|--------------------------|--------------------------|---------------------------|---------------------------|---------------------------|---------------------------|---------------------------|---------------------------|---------------------------|--------------------------|--------------------------|--------------------------|--|
| Section Times          | 2:29.17 [4]<br>(0:15.34) | 2:13.83 [9]<br>(0:11.96) | 2:01.87 [10]<br>(0:11.87) | 1:50.00 [10]<br>(0:12.38) | 1:37.62 [10]<br>(0:12.33) | 1:25.29 [10]<br>(0:12.83) | 1:12.46 [10]<br>(0:12.33) | 1:00.13 [10]<br>(0:12.07) | 0:48.06 [10]<br>(0:11.83) | 0:36.23 [8]<br>(0:11.84) | 0:24.39 [8]<br>(0:11.81) | 0:12.58 [6]<br>(0:12.58) |  |
| Average Speed [km/h]   | 47.0                     | 60.0                     | 60.4                      | 58.4                      | 59.0                      | 56.1                      | 58.7                      | 60.4                      | 61.9                      | 61.7                     | 61.0                     | 57.7                     |  |
| Top Speed [km/h]       | 58.8                     | 61.9                     | 60.8                      | 61.3                      | 61.0                      | 57.6                      | 59.4                      | 62.1                      | 62.9                      | 62.6                     | 62.4                     | 59.8                     |  |
| Avg. Dist. to Rail [m] | 2.7                      | 0.7                      | 1.4                       | 1.2                       | 2.4                       | 3.0                       | 3.6                       | 2.8                       | 3.4                       | 3.5                      | 8.0                      | 8.5                      |  |
| Avg. Stride Freq. [Hz] | 2.1                      | 2.3                      | 2.3                       | 2.3                       | 2.3                       | 2.2                       | 2.2                       | 2.2                       | 2.1                       | 2.3                      | 2.3                      | 2.2                      |  |
| Avg. Stride Length [m] | 6.3                      | 7.2                      | 7.3                       | 7.2                       | 7.3                       | 7.3                       | 7.4                       | 7.5                       | 8.3                       | 7.4                      | 7.3                      | 7.1                      |  |



[ ] Ranking at each section and finish  
- - - - No data available at this section  
NA No data available



|                                |                 |
|--------------------------------|-----------------|
| Horse/Jockey Name              | Sir Lamorak     |
| Final Rank                     | 5               |
| Fastest Section Time (Section) | 0:11.75 (2200m) |
| Top Speed [km/h] (Section)     | 62.7 (2200m)    |
| Race State                     | Finished        |



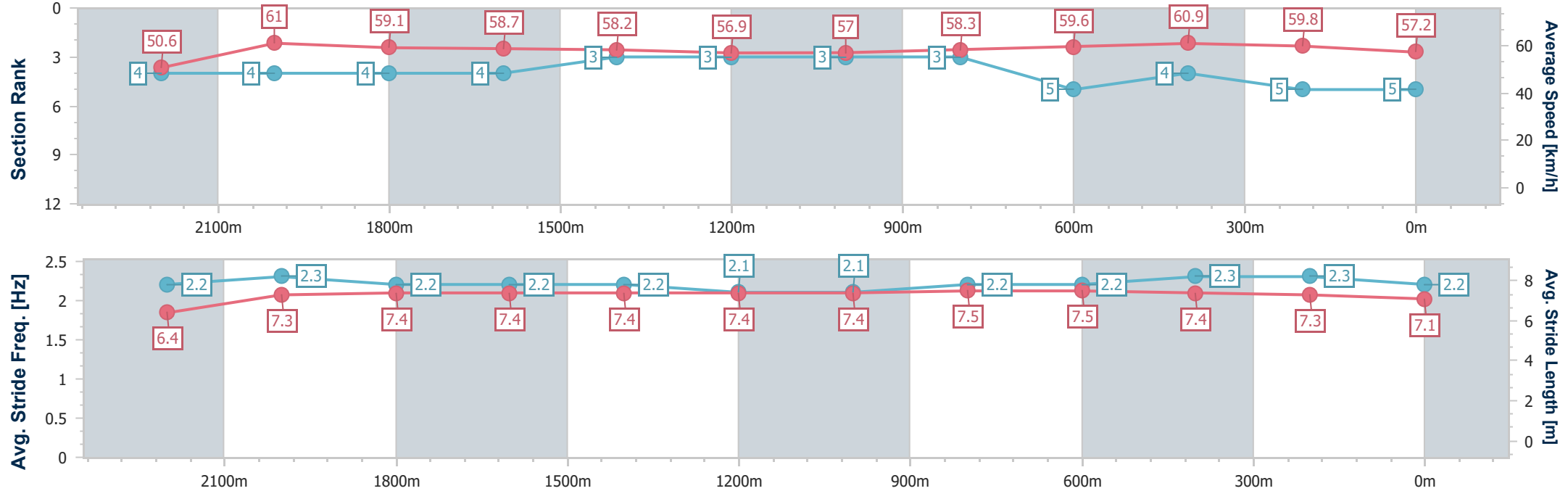
Eagle FarmProfessional  
Race 2: NOVA 106.9 BENCHMARK 78 Handicap - 2400m



27 December 2025 - 12:54  
Track Rating: Soft 5, Weather: Overcast, Rail Position: +5 metres  
Entire Course.

BRISBANE  
RACING CLUB

| Section                | Overall                  | 2200m                    | 2000m                    | 1800m                    | 1600m                    | 1400m                    | 1200m                    | 1000m                    | 800m                     | 600m                     | 400m                     | 200m                     |  |
|------------------------|--------------------------|--------------------------|--------------------------|--------------------------|--------------------------|--------------------------|--------------------------|--------------------------|--------------------------|--------------------------|--------------------------|--------------------------|--|
| Section Times          | 2:29.25 [5]<br>(0:14.26) | 2:14.99 [4]<br>(0:11.75) | 2:03.24 [4]<br>(0:12.16) | 1:51.08 [4]<br>(0:12.35) | 1:38.73 [4]<br>(0:12.44) | 1:26.29 [3]<br>(0:12.66) | 1:13.63 [3]<br>(0:12.63) | 1:01.00 [3]<br>(0:12.43) | 0:48.57 [3]<br>(0:12.09) | 0:36.48 [5]<br>(0:11.77) | 0:24.71 [4]<br>(0:12.02) | 0:12.69 [5]<br>(0:12.69) |  |
| Average Speed [km/h]   | 50.6                     | 61.0                     | 59.1                     | 58.7                     | 58.2                     | 56.9                     | 57.0                     | 58.3                     | 59.6                     | 60.9                     | 59.8                     | 57.2                     |  |
| Top Speed [km/h]       | 62.7                     | 62.7                     | 59.9                     | 59.3                     | 59.4                     | 58.3                     | 57.8                     | 59.7                     | 61.0                     | 62.1                     | 61.7                     | 59.2                     |  |
| Avg. Dist. to Rail [m] | 1.0                      | 1.6                      | 1.2                      | 1.5                      | 1.3                      | 1.6                      | 1.7                      | 0.8                      | 0.2                      | 0.9                      | 3.7                      | 5.3                      |  |
| Avg. Stride Freq. [Hz] | 2.2                      | 2.3                      | 2.2                      | 2.2                      | 2.2                      | 2.1                      | 2.1                      | 2.2                      | 2.2                      | 2.3                      | 2.3                      | 2.2                      |  |
| Avg. Stride Length [m] | 6.4                      | 7.3                      | 7.4                      | 7.4                      | 7.4                      | 7.4                      | 7.4                      | 7.5                      | 7.5                      | 7.4                      | 7.3                      | 7.1                      |  |





|                                |                 |
|--------------------------------|-----------------|
| Horse/Jockey Name              | Tapildoodledo   |
| Final Rank                     | 6               |
| Fastest Section Time (Section) | 0:11.78 (2200m) |
| Top Speed [km/h] (Section)     | 63.3 (Overall)  |
| Race State                     | Finished        |



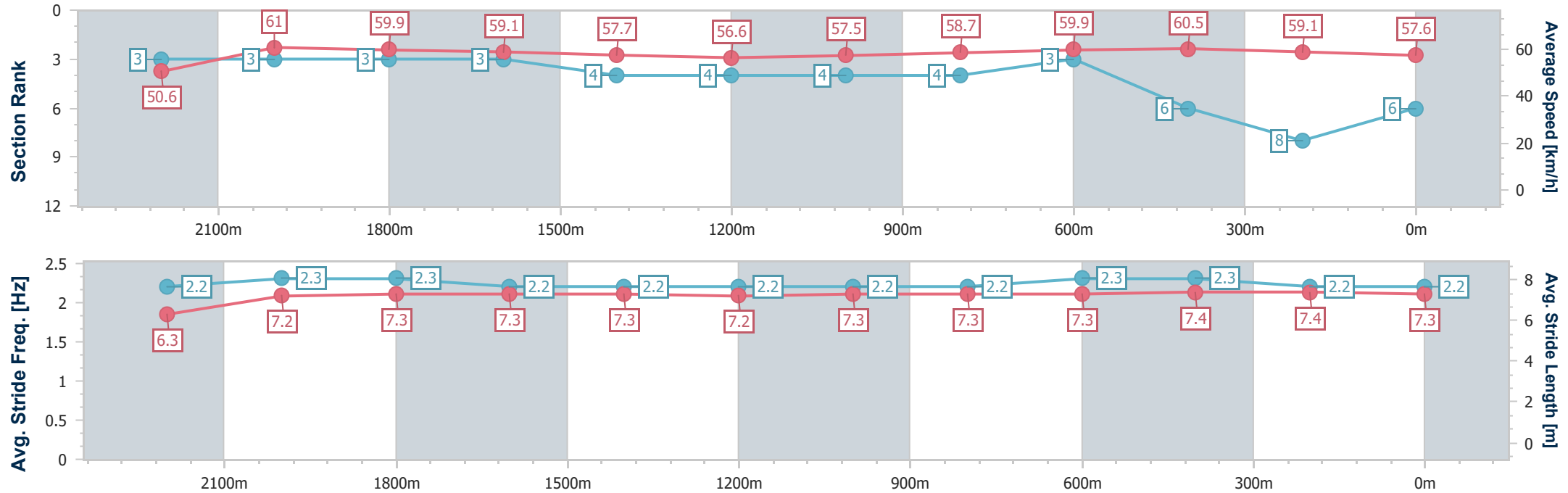
Eagle FarmProfessional  
Race 2: NOVA 106.9 BENCHMARK 78 Handicap - 2400m



27 December 2025 - 12:54  
Track Rating: Soft 5, Weather: Overcast, Rail Position: +5 metres  
Entire Course.

BRISBANE  
RACING CLUB

| Section                | Overall                  | 2200m                    | 2000m                    | 1800m                    | 1600m                    | 1400m                    | 1200m                    | 1000m                    | 800m                     | 600m                     | 400m                     | 200m                     |  |
|------------------------|--------------------------|--------------------------|--------------------------|--------------------------|--------------------------|--------------------------|--------------------------|--------------------------|--------------------------|--------------------------|--------------------------|--------------------------|--|
| Section Times          | 2:29.29 [6]<br>(0:14.22) | 2:15.07 [3]<br>(0:11.78) | 2:03.29 [3]<br>(0:12.04) | 1:51.25 [3]<br>(0:12.39) | 1:38.86 [3]<br>(0:12.61) | 1:26.25 [4]<br>(0:12.71) | 1:13.54 [4]<br>(0:12.61) | 1:00.93 [4]<br>(0:12.33) | 0:48.60 [4]<br>(0:11.95) | 0:36.65 [3]<br>(0:12.00) | 0:24.65 [6]<br>(0:12.14) | 0:12.51 [8]<br>(0:12.51) |  |
| Average Speed [km/h]   | 50.6                     | 61.0                     | 59.9                     | 59.1                     | 57.7                     | 56.6                     | 57.5                     | 58.7                     | 59.9                     | 60.5                     | 59.1                     | 57.6                     |  |
| Top Speed [km/h]       | 63.3                     | 63.1                     | 60.7                     | 60.2                     | 59.5                     | 58.2                     | 58.3                     | 60.5                     | 61.5                     | 61.7                     | 60.6                     | 59.9                     |  |
| Avg. Dist. to Rail [m] | 3.5                      | 0.8                      | 1.0                      | 3.0                      | 3.3                      | 2.8                      | 2.6                      | 1.1                      | 0.7                      | 1.3                      | 3.0                      | 2.7                      |  |
| Avg. Stride Freq. [Hz] | 2.2                      | 2.3                      | 2.3                      | 2.2                      | 2.2                      | 2.2                      | 2.2                      | 2.2                      | 2.3                      | 2.3                      | 2.2                      | 2.2                      |  |
| Avg. Stride Length [m] | 6.3                      | 7.2                      | 7.3                      | 7.3                      | 7.3                      | 7.2                      | 7.3                      | 7.3                      | 7.3                      | 7.4                      | 7.4                      | 7.3                      |  |





|                                |                 |
|--------------------------------|-----------------|
| Horse/Jockey Name              | Aldeenaary      |
| Final Rank                     | 7               |
| Fastest Section Time (Section) | 0:11.94 (2200m) |
| Top Speed [km/h] (Section)     | 62.8 (Overall)  |
| Race State                     | Finished        |



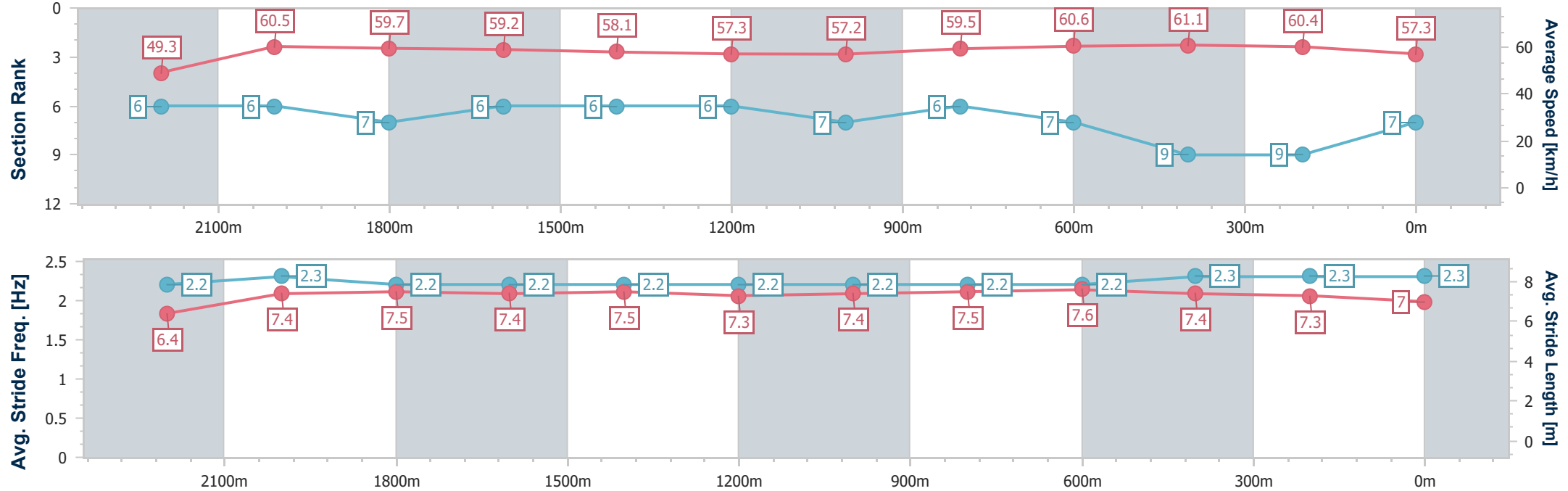
Eagle FarmProfessional  
Race 2: NOVA 106.9 BENCHMARK 78 Handicap - 2400m



27 December 2025 - 12:54  
Track Rating: Soft 5, Weather: Overcast, Rail Position: +5 metres  
Entire Course.

BRISBANE  
RACING CLUB

| Section                | Overall                  | 2200m                    | 2000m                    | 1800m                    | 1600m                    | 1400m                    | 1200m                    | 1000m                    | 800m                     | 600m                     | 400m                     | 200m                     |  |
|------------------------|--------------------------|--------------------------|--------------------------|--------------------------|--------------------------|--------------------------|--------------------------|--------------------------|--------------------------|--------------------------|--------------------------|--------------------------|--|
| Section Times          | 2:29.44 [7]<br>(0:14.60) | 2:14.84 [6]<br>(0:11.94) | 2:02.90 [6]<br>(0:12.09) | 1:50.81 [7]<br>(0:12.34) | 1:38.47 [6]<br>(0:12.53) | 1:25.94 [6]<br>(0:12.59) | 1:13.35 [6]<br>(0:12.61) | 1:00.74 [7]<br>(0:12.21) | 0:48.53 [6]<br>(0:12.01) | 0:36.52 [7]<br>(0:11.94) | 0:24.58 [9]<br>(0:11.96) | 0:12.62 [9]<br>(0:12.62) |  |
| Average Speed [km/h]   | 49.3                     | 60.5                     | 59.7                     | 59.2                     | 58.1                     | 57.3                     | 57.2                     | 59.5                     | 60.6                     | 61.1                     | 60.4                     | 57.3                     |  |
| Top Speed [km/h]       | 62.8                     | 62.6                     | 60.3                     | 59.9                     | 60.0                     | 57.9                     | 58.4                     | 60.8                     | 62.2                     | 62.0                     | 61.2                     | 59.2                     |  |
| Avg. Dist. to Rail [m] | 2.3                      | 1.2                      | 0.6                      | 2.9                      | 3.6                      | 2.8                      | 2.4                      | 2.0                      | 2.2                      | 3.0                      | 6.8                      | 7.7                      |  |
| Avg. Stride Freq. [Hz] | 2.2                      | 2.3                      | 2.2                      | 2.2                      | 2.2                      | 2.2                      | 2.2                      | 2.2                      | 2.2                      | 2.3                      | 2.3                      | 2.3                      |  |
| Avg. Stride Length [m] | 6.4                      | 7.4                      | 7.5                      | 7.4                      | 7.5                      | 7.3                      | 7.4                      | 7.5                      | 7.6                      | 7.4                      | 7.3                      | 7.0                      |  |





|                                |                |
|--------------------------------|----------------|
| Horse/Jockey Name              | Tajawal        |
| Final Rank                     | 8              |
| Fastest Section Time (Section) | 0:11.72 (600m) |
| Top Speed [km/h] (Section)     | 63.2 (400m)    |
| Race State                     | Finished       |



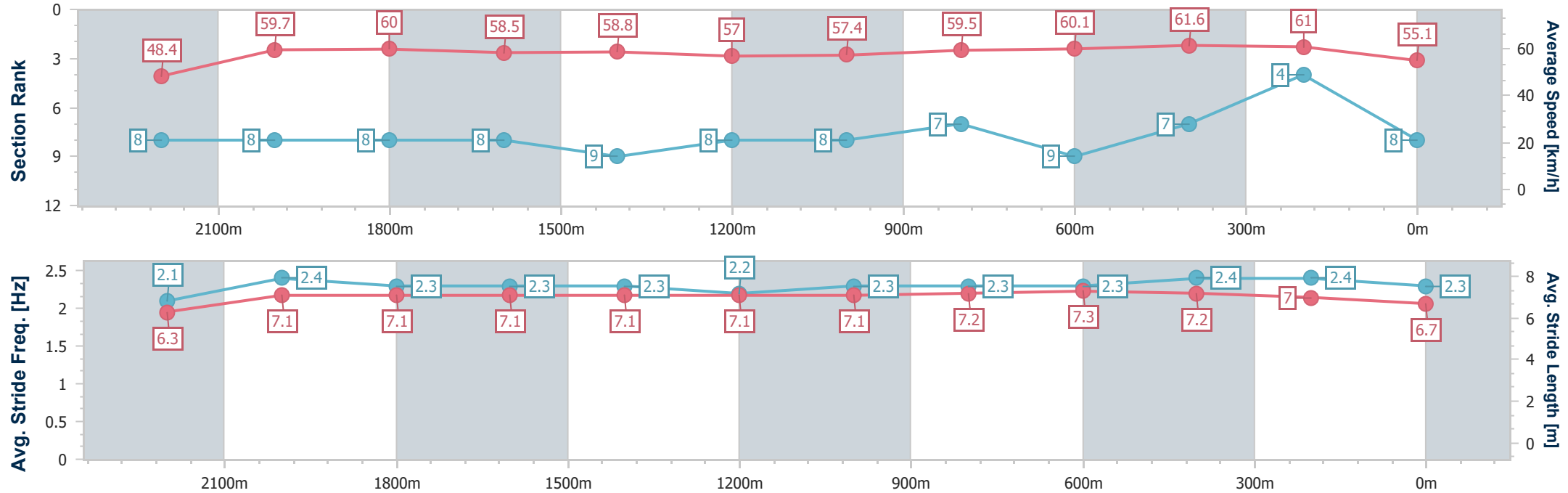
Eagle FarmProfessional  
Race 2: NOVA 106.9 BENCHMARK 78 Handicap - 2400m

27 December 2025 - 12:54  
Track Rating: Soft 5, Weather: Overcast, Rail Position: +5 metres  
Entire Course.



BRISBANE  
RACING CLUB

| Section                | Overall                  | 2200m                    | 2000m                    | 1800m                    | 1600m                    | 1400m                    | 1200m                    | 1000m                    | 800m                     | 600m                     | 400m                     | 200m                     |  |
|------------------------|--------------------------|--------------------------|--------------------------|--------------------------|--------------------------|--------------------------|--------------------------|--------------------------|--------------------------|--------------------------|--------------------------|--------------------------|--|
| Section Times          | 2:29.63 [8]<br>(0:14.89) | 2:14.74 [8]<br>(0:12.05) | 2:02.69 [8]<br>(0:11.93) | 1:50.76 [8]<br>(0:12.40) | 1:38.36 [8]<br>(0:12.36) | 1:26.00 [9]<br>(0:12.65) | 1:13.35 [8]<br>(0:12.56) | 1:00.79 [8]<br>(0:12.11) | 0:48.68 [7]<br>(0:12.01) | 0:36.67 [9]<br>(0:11.72) | 0:24.95 [7]<br>(0:11.82) | 0:13.13 [4]<br>(0:13.13) |  |
| Average Speed [km/h]   | 48.4                     | 59.7                     | 60.0                     | 58.5                     | 58.8                     | 57.0                     | 57.4                     | 59.5                     | 60.1                     | 61.6                     | 61.0                     | 55.1                     |  |
| Top Speed [km/h]       | 62.3                     | 62.4                     | 60.7                     | 60.2                     | 60.4                     | 57.8                     | 58.0                     | 61.2                     | 62.4                     | 62.3                     | 63.2                     | 57.5                     |  |
| Avg. Dist. to Rail [m] | 3.6                      | 0.6                      | 0.8                      | 1.5                      | 1.6                      | 1.1                      | 1.2                      | 0.4                      | 0.5                      | 0.6                      | 0.5                      | 1.0                      |  |
| Avg. Stride Freq. [Hz] | 2.1                      | 2.4                      | 2.3                      | 2.3                      | 2.3                      | 2.2                      | 2.3                      | 2.3                      | 2.3                      | 2.4                      | 2.4                      | 2.3                      |  |
| Avg. Stride Length [m] | 6.3                      | 7.1                      | 7.1                      | 7.1                      | 7.1                      | 7.1                      | 7.1                      | 7.2                      | 7.3                      | 7.2                      | 7.0                      | 6.7                      |  |



[ ] Ranking at each section and finish  
- - - - No data available at this section  
NA No data available





|                                |                 |
|--------------------------------|-----------------|
| Horse/Jockey Name              | Sun Worshipper  |
| Final Rank                     | 9               |
| Fastest Section Time (Section) | 0:11.63 (2200m) |
| Top Speed [km/h] (Section)     | 63.1 (2200m)    |
| Race State                     | Finished        |



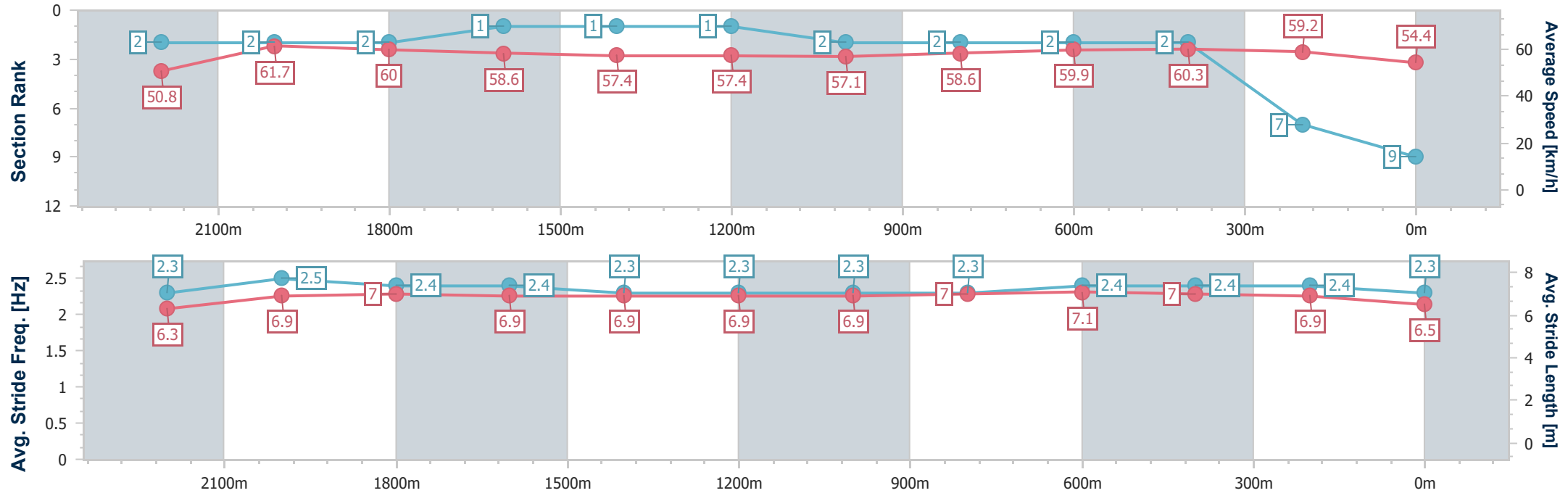
Eagle FarmProfessional  
Race 2: NOVA 106.9 BENCHMARK 78 Handicap - 2400m

27 December 2025 - 12:54  
Track Rating: Soft 5, Weather: Overcast, Rail Position: +5 metres  
Entire Course.



BRISBANE  
RACING CLUB

| Section                | Overall                  | 2200m                    | 2000m                    | 1800m                    | 1600m                    | 1400m                    | 1200m                    | 1000m                    | 800m                     | 600m                     | 400m                     | 200m                     |  |
|------------------------|--------------------------|--------------------------|--------------------------|--------------------------|--------------------------|--------------------------|--------------------------|--------------------------|--------------------------|--------------------------|--------------------------|--------------------------|--|
| Section Times          | 2:29.96 [9]<br>(0:14.17) | 2:15.79 [2]<br>(0:11.63) | 2:04.16 [2]<br>(0:11.97) | 1:52.19 [2]<br>(0:12.31) | 1:39.88 [1]<br>(0:12.58) | 1:27.30 [1]<br>(0:12.61) | 1:14.69 [1]<br>(0:12.62) | 1:02.07 [2]<br>(0:12.49) | 0:49.58 [2]<br>(0:12.12) | 0:37.46 [2]<br>(0:11.99) | 0:25.47 [2]<br>(0:12.19) | 0:13.28 [7]<br>(0:13.28) |  |
| Average Speed [km/h]   | 50.8                     | 61.7                     | 60.0                     | 58.6                     | 57.4                     | 57.4                     | 57.1                     | 58.6                     | 59.9                     | 60.3                     | 59.2                     | 54.4                     |  |
| Top Speed [km/h]       | 61.7                     | 63.1                     | 60.6                     | 59.4                     | 58.8                     | 58.3                     | 57.7                     | 59.6                     | 61.3                     | 61.3                     | 60.7                     | 56.9                     |  |
| Avg. Dist. to Rail [m] | 6.5                      | 2.0                      | 1.3                      | 0.7                      | 1.9                      | 2.7                      | 3.4                      | 3.0                      | 2.4                      | 0.7                      | 3.0                      | 3.7                      |  |
| Avg. Stride Freq. [Hz] | 2.3                      | 2.5                      | 2.4                      | 2.4                      | 2.3                      | 2.3                      | 2.3                      | 2.3                      | 2.4                      | 2.4                      | 2.4                      | 2.3                      |  |
| Avg. Stride Length [m] | 6.3                      | 6.9                      | 7.0                      | 6.9                      | 6.9                      | 6.9                      | 6.9                      | 7.0                      | 7.1                      | 7.0                      | 6.9                      | 6.5                      |  |



[ ] Ranking at each section and finish  
- - - - - No data available at this section  
NA No data available



|                                |                 |
|--------------------------------|-----------------|
| Horse/Jockey Name              | Autunno         |
| Final Rank                     | 10              |
| Fastest Section Time (Section) | 0:11.81 (2000m) |
| Top Speed [km/h] (Section)     | 61.9 (800m)     |
| Race State                     | Finished        |



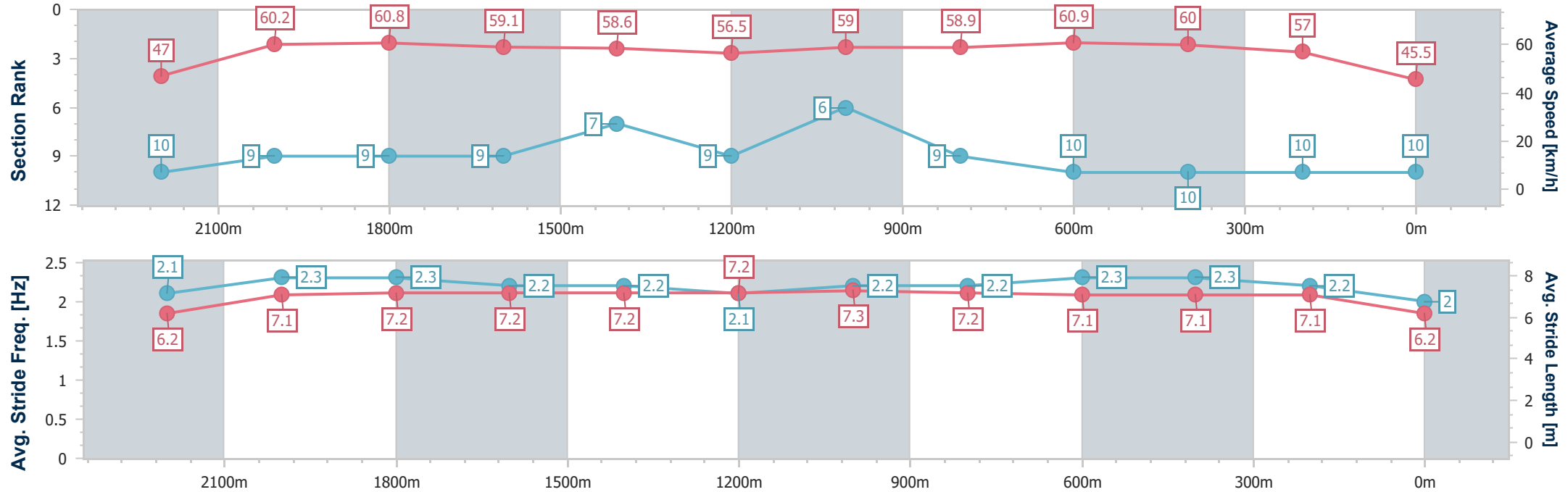
Eagle FarmProfessional  
Race 2: NOVA 106.9 BENCHMARK 78 Handicap - 2400m



27 December 2025 - 12:54  
Track Rating: Soft 5, Weather: Overcast, Rail Position: +5 metres  
Entire Course.

BRISBANE  
RACING CLUB

| Section                | Overall                   | 2200m                     | 2000m                    | 1800m                    | 1600m                    | 1400m                    | 1200m                    | 1000m                    | 800m                     | 600m                      | 400m                      | 200m                      |  |
|------------------------|---------------------------|---------------------------|--------------------------|--------------------------|--------------------------|--------------------------|--------------------------|--------------------------|--------------------------|---------------------------|---------------------------|---------------------------|--|
| Section Times          | 2:33.67 [10]<br>(0:15.36) | 2:18.31 [10]<br>(0:11.93) | 2:06.38 [9]<br>(0:11.81) | 1:54.57 [9]<br>(0:12.18) | 1:42.39 [9]<br>(0:12.25) | 1:30.14 [7]<br>(0:12.77) | 1:17.37 [9]<br>(0:12.22) | 1:05.15 [6]<br>(0:12.51) | 0:52.64 [9]<br>(0:12.11) | 0:40.53 [10]<br>(0:12.09) | 0:28.44 [10]<br>(0:12.58) | 0:15.86 [10]<br>(0:15.86) |  |
| Average Speed [km/h]   | 47.0                      | 60.2                      | 60.8                     | 59.1                     | 58.6                     | 56.5                     | 59.0                     | 58.9                     | 60.9                     | 60.0                      | 57.0                      | 45.5                      |  |
| Top Speed [km/h]       | 59.4                      | 60.8                      | 61.5                     | 60.4                     | 60.9                     | 57.9                     | 60.0                     | 59.6                     | 61.9                     | 61.8                      | 59.9                      | 55.4                      |  |
| Avg. Dist. to Rail [m] | 5.3                       | 0.9                       | 0.5                      | 0.5                      | 0.5                      | 1.0                      | 3.7                      | 4.8                      | 4.1                      | 1.5                       | 3.7                       | 1.5                       |  |
| Avg. Stride Freq. [Hz] | 2.1                       | 2.3                       | 2.3                      | 2.2                      | 2.2                      | 2.1                      | 2.2                      | 2.2                      | 2.3                      | 2.3                       | 2.2                       | 2.0                       |  |
| Avg. Stride Length [m] | 6.2                       | 7.1                       | 7.2                      | 7.2                      | 7.2                      | 7.2                      | 7.3                      | 7.2                      | 7.1                      | 7.1                       | 7.1                       | 6.2                       |  |





# Eagle Farm Professional

## Race 3: SKY RACING BENCHMARK 70 Handicap - 1600m

27 December 2025 - 13:28



BRISBANE  
RACING CLUB

Track Rating: Soft 5, Weather: Overcast, Rail Position: +5 metres Entire Course.

| Section     |     |                    |         |                     |                    | Overall              | 1400m                | 1200m                | 1000m                | 800m                 | 600m                 | 400m                 | Last 600m   |                           |  |
|-------------|-----|--------------------|---------|---------------------|--------------------|----------------------|----------------------|----------------------|----------------------|----------------------|----------------------|----------------------|-------------|---------------------------|--|
| Field Times |     |                    |         |                     |                    | 1:36.63<br>(0:13.54) | 1:23.09<br>(0:10.93) | 1:12.16<br>(0:11.94) | 1:00.22<br>(0:12.28) | 0:47.94<br>(0:12.70) | 0:35.24<br>(0:12.14) | 0:23.10<br>(0:11.26) | 0:35.24     |                           |  |
| Rank        | TAB | Horse/Jockey       | Barrier | Top Speed<br>[km/h] | Fastest<br>Section |                      |                      |                      |                      |                      |                      |                      |             | Distance<br>Travelled [m] |  |
| 1           | 13  | DIAMOND EPIC       | 7       | 65.6                | 0:11.11            | 1:36.63 [1]          | 1:22.65 [8]          | 1:11.29 [8]          | 0:59.28 [8]          | 0:46.72 [9]          | 0:34.43 [7]          | 0:22.78 [5]          | 0:34.43     |                           |  |
|             |     | Kyle Wilson-Taylor |         | 400m                | 400m               | (0:13.98)            | (0:11.36)            | (0:12.01)            | (0:12.56)            | (0:12.29)            | (0:11.65)            | (0:11.11)            |             |                           |  |
| 2           | 8   | ECLAIR AWESOME     | 8       | 64.8                | 0:11.26            | 1:36.94 [2]          | 1:23.25 [5]          | 1:11.96 [5]          | 1:00.53 [1]          | 0:48.25 [1]          | 0:35.55 [1]          | 0:23.41 [1]          | 0:35.55 +11 |                           |  |
|             |     | Ben Thompson       |         | 1400m               | 400m               | (0:13.69)            | (0:11.29)            | (0:11.43)            | (0:12.28)            | (0:12.70)            | (0:12.14)            | (0:11.26)            |             |                           |  |
| 3           | 11  | CARPACCIO          | 2       | 66.6                | 0:10.96            | 1:36.99 [3]          | 1:23.21 [6]          | 1:11.86 [6]          | 0:59.82 [6]          | 0:47.32 [6]          | 0:34.77 [8]          | 0:22.88 [9]          | 0:34.77 +8  |                           |  |
|             |     | Jace McMurray      |         | 400m                | 400m               | (0:13.78)            | (0:11.35)            | (0:12.04)            | (0:12.50)            | (0:12.55)            | (0:11.89)            | (0:10.96)            |             |                           |  |
| 4           | 16  | IN SOCIETY         | 1       | 65.3                | 0:11.29            | 1:37.25 [4]          | 1:23.41 [7]          | 1:11.98 [7]          | 0:59.98 [7]          | 0:47.45 [7]          | 0:35.01 [9]          | 0:23.22 [8]          | 0:35.01 -3  |                           |  |
|             |     | Robbie Dolan       |         | 400m                | 400m               | (0:13.84)            | (0:11.43)            | (0:12.00)            | (0:12.53)            | (0:12.44)            | (0:11.79)            | (0:11.29)            |             |                           |  |
| 5           | 5   | CELESTIAL FURY     | 3       | 64.9                | 0:11.36            | 1:37.42 [5]          | 1:23.32 [10]         | 1:11.94 [10]         | 0:59.87 [11]         | 0:47.30 [12]         | 0:34.97 [11]         | 0:23.16 [11]         | 0:34.97 +1  |                           |  |
|             |     | Cejay Graham       |         | 1400m               | 400m               | (0:14.10)            | (0:11.38)            | (0:12.07)            | (0:12.57)            | (0:12.33)            | (0:11.81)            | (0:11.36)            |             |                           |  |
| 6           | 7   | EXPECTANT          | 9       | 65.6                | 0:11.18            | 1:37.56 [6]          | 1:23.33 [11]         | 1:11.86 [12]         | 1:00.00 [12]         | 0:47.48 [11]         | 0:34.88 [12]         | 0:23.16 [12]         | 0:34.88 +12 |                           |  |
|             |     | Justin Huxtable    |         | 400m                | 400m               | (0:14.23)            | (0:11.47)            | (0:11.86)            | (0:12.52)            | (0:12.60)            | (0:11.72)            | (0:11.18)            |             |                           |  |
| 7           | 12  | MIDNIGHT SPIRIT    | 6       | 65.8                | 0:11.19            | 1:37.80 [7]          | 1:24.20 [3]          | 1:13.01 [2]          | 1:01.18 [3]          | 0:48.60 [3]          | 0:35.99 [3]          | 0:23.98 [4]          | 0:35.99 +8  |                           |  |
|             |     | Ryan Maloney       |         | 1400m               | 1400m              | (0:13.60)            | (0:11.19)            | (0:11.83)            | (0:12.58)            | (0:12.61)            | (0:12.01)            | (0:11.36)            |             |                           |  |
| 8           | 6   | FOUR ACE           | 10      | 64.5                | 0:11.40            | 1:37.85 [8]          | 1:23.79 [9]          | 1:12.39 [9]          | 1:00.47 [9]          | 0:48.03 [8]          | 0:35.76 [6]          | 0:24.07 [3]          | 0:35.76 +7  |                           |  |
|             |     | Corey Sutherland   |         | 1400m               | 1400m              | (0:14.06)            | (0:11.40)            | (0:11.92)            | (0:12.44)            | (0:12.27)            | (0:11.69)            | (0:11.50)            |             |                           |  |
| 9           | 17  | CHANCE WITH WOLVES | 12      | 65.8                | 0:11.29            | 1:38.15 [9]          | 1:23.86 [12]         | 1:12.57 [11]         | 1:00.66 [10]         | 0:48.23 [10]         | 0:35.82 [10]         | 0:23.91 [10]         | 0:35.82 +12 |                           |  |
|             |     | Mark Du Plessis    |         | 1400m               | 1400m              | (0:14.29)            | (0:11.29)            | (0:11.91)            | (0:12.43)            | (0:12.41)            | (0:11.91)            | (0:11.48)            |             |                           |  |
| 10          | 2   | TUHINGA            | 11      | 68.3                | 0:10.90            | 1:38.21 [10]         | 1:24.64 [2]          | 1:13.74 [1]          | 1:01.62 [2]          | 0:49.23 [2]          | 0:36.70 [2]          | 0:24.59 [2]          | 0:36.70 +2  |                           |  |
|             |     | Rob Thorburn       |         | 1400m               | 1400m              | (0:13.57)            | (0:10.90)            | (0:12.12)            | (0:12.39)            | (0:12.53)            | (0:12.11)            | (0:11.62)            |             |                           |  |

Scratched: More Trouble (#9), Zou Big Boy (#10), Man Of The Town (#4), Cape Crusader (#3), Procean (#14)

Report Created: Sat 27 December 2025 13:47 GMT (Note: Timing is based on position data)

Page 1/16

[ ] Ranking at each section and finish  
-:-:- No data available at this section  
NA No data available

SCN Saddle cloth number  
DNF Did not finish  
DNT Did not track

data processed by  TRIPLES DATA



## Eagle Farm Professional

### Race 3: SKY RACING BENCHMARK 70 Handicap - 1600m

27 December 2025 - 13:28



BRISBANE  
RACING CLUB

Track Rating: Soft 5, Weather: Overcast, Rail Position: +5 metres Entire Course.

| Section     |     |                 |         |                     |                    | Overall              | 1400m                | 1200m                | 1000m                | 800m                 | 600m                 | 400m                 | Last 600m |                           |
|-------------|-----|-----------------|---------|---------------------|--------------------|----------------------|----------------------|----------------------|----------------------|----------------------|----------------------|----------------------|-----------|---------------------------|
| Field Times |     |                 |         |                     |                    | 1:36.63<br>(0:13.54) | 1:23.09<br>(0:10.93) | 1:12.16<br>(0:11.94) | 1:00.22<br>(0:12.28) | 0:47.94<br>(0:12.70) | 0:35.24<br>(0:12.14) | 0:23.10<br>(0:11.26) | 0:35.24   |                           |
| Rank        | TAB | Horse/Jockey    | Barrier | Top Speed<br>[km/h] | Fastest<br>Section |                      |                      |                      |                      |                      |                      |                      |           | Distance<br>Travelled [m] |
| 11          | 15  | SPECIAL ARTIST  | 5       | 65.4                | 0:11.30            | 1:38.25 [11]         | 1:24.61 [4]          | 1:13.31 [4]          | 1:01.31 [5]          | 0:48.74 [5]          | 0:36.21 [5]          | 0:24.31 [7]          | 0:36.21   | +11                       |
|             |     | Daniel Moor     |         | 1400m               | 1400m              | (0:13.64)            | (0:11.30)            | (0:12.00)            | (0:12.57)            | (0:12.53)            | (0:11.90)            | (0:11.57)            |           |                           |
| 12          | 1   | DECIDUOUS       | 4       | 65.8                | 0:11.38            | 1:38.52 [12]         | 1:24.98 [1]          | 1:13.60 [3]          | 1:01.66 [4]          | 0:49.20 [4]          | 0:36.65 [4]          | 0:24.66 [6]          | 0:36.65   | +1                        |
|             |     | Jasper Franklin |         | 1400m               | 1400m              | (0:13.54)            | (0:11.38)            | (0:11.94)            | (0:12.46)            | (0:12.55)            | (0:11.99)            | (0:11.72)            |           |                           |

Scratched: More Trouble (#9), Zou Big Boy (#10), Man Of The Town (#4), Cape Crusader (#3), Procean (#14)



## Eagle Farm Professional

### Race 3: SKY RACING BENCHMARK 70 Handicap - 1600m

27 December 2025 - 13:28



BRISBANE  
RACING CLUB

Track Rating: Soft 5, Weather: Overcast, Rail Position: +5 metres Entire Course.

| Section<br>Field Times |     |                    |         | 200m<br>0:11.84<br>(0:11.84) |                    |              |         | Last 600m<br>0:35.24      |     |
|------------------------|-----|--------------------|---------|------------------------------|--------------------|--------------|---------|---------------------------|-----|
| Rank                   | TAB | Horse/Jockey       | Barrier | Top Speed<br>[km/h]          | Fastest<br>Section | Margin       |         | Distance<br>Travelled [m] |     |
| 1                      | 13  | DIAMOND EPIC       | 7       | 65.6                         | 0:11.11            | 0:11.67 [2]  | 1:36.63 | 0:34.43                   |     |
|                        |     | Kyle Wilson-Taylor |         | 400m                         | 400m               | (0:11.67)    |         |                           |     |
| 2                      | 8   | ECLAIR AWESOME     | 8       | 64.8                         | 0:11.26            | 0:12.15 [1]  | 1.81L   | 0:35.55                   | +11 |
|                        |     | Ben Thompson       |         | 1400m                        | 400m               | (0:12.15)    |         |                           |     |
| 3                      | 11  | CARPACCIO          | 2       | 66.6                         | 0:10.96            | 0:11.92 [3]  | 2.09L   | 0:34.77                   | +8  |
|                        |     | Jace McMurray      |         | 400m                         | 400m               | (0:11.92)    |         |                           |     |
| 4                      | 16  | IN SOCIETY         | 1       | 65.3                         | 0:11.29            | 0:11.93 [7]  | 3.67L   | 0:35.01                   | -3  |
|                        |     | Robbie Dolan       |         | 400m                         | 400m               | (0:11.93)    |         |                           |     |
| 5                      | 5   | CELESTIAL FURY     | 3       | 64.9                         | 0:11.36            | 0:11.80 [11] | 4.61L   | 0:34.97                   | +1  |
|                        |     | Cejay Graham       |         | 1400m                        | 400m               | (0:11.80)    |         |                           |     |
| 6                      | 7   | EXPECTANT          | 9       | 65.6                         | 0:11.18            | 0:11.98 [9]  | 5.49L   | 0:34.88                   | +12 |
|                        |     | Justin Huxtable    |         | 400m                         | 400m               | (0:11.98)    |         |                           |     |
| 7                      | 12  | MIDNIGHT SPIRIT    | 6       | 65.8                         | 0:11.19            | 0:12.62 [4]  | 6.88L   | 0:35.99                   | +8  |
|                        |     | Ryan Maloney       |         | 1400m                        | 1400m              | (0:12.62)    |         |                           |     |
| 8                      | 6   | FOUR ACE           | 10      | 64.5                         | 0:11.40            | 0:12.57 [6]  | 7.15L   | 0:35.76                   | +7  |
|                        |     | Corey Sutherland   |         | 1400m                        | 1400m              | (0:12.57)    |         |                           |     |
| 9                      | 17  | CHANCE WITH WOLVES | 12      | 65.8                         | 0:11.29            | 0:12.43 [12] | 8.93L   | 0:35.82                   | +12 |
|                        |     | Mark Du Plessis    |         | 1400m                        | 1400m              | (0:12.43)    |         |                           |     |
| 10                     | 2   | TUHINGA            | 11      | 68.3                         | 0:10.90            | 0:12.97 [5]  | 9.28L   | 0:36.70                   | +2  |
|                        |     | Rob Thorburn       |         | 1400m                        | 1400m              | (0:12.97)    |         |                           |     |

Scratched: More Trouble (#9), Zou Big Boy (#10), Man Of The Town (#4), Cape Crusader (#3), Procean (#14)



# Eagle FarmProfessional

## Race 3: SKY RACING BENCHMARK 70 Handicap - 1600m

27 December 2025 - 13:28



BRISBANE  
RACING CLUB

Track Rating: Soft 5, Weather: Overcast, Rail Position: +5 metres Entire Course.

| Section     |     |                 |         |                     |                    | 200m                 |       | Last 600m                 |     |
|-------------|-----|-----------------|---------|---------------------|--------------------|----------------------|-------|---------------------------|-----|
| Field Times |     |                 |         |                     |                    | 0:11.84<br>(0:11.84) |       | 0:35.24                   |     |
| Rank        | TAB | Horse/Jockey    | Barrier | Top Speed<br>[km/h] | Fastest<br>Section | Margin               |       | Distance<br>Travelled [m] |     |
| 11          | 15  | SPECIAL ARTIST  | 5       | 65.4                | 0:11.30            | 0:12.74 [8]          | 9.54L | 0:36.21                   | +11 |
|             |     | Daniel Moor     |         | 1400m               | 1400m              | (0:12.74)            |       |                           |     |
| 12          | 1   | DECIDUOUS       | 4       | 65.8                | 0:11.38            | 0:12.94 [10]         | 11.1L | 0:36.65                   | +1  |
|             |     | Jasper Franklin |         | 1400m               | 1400m              | (0:12.94)            |       |                           |     |

Scratched: More Trouble (#9), Zou Big Boy (#10), Man Of The Town (#4), Cape Crusader (#3), Procean (#14)



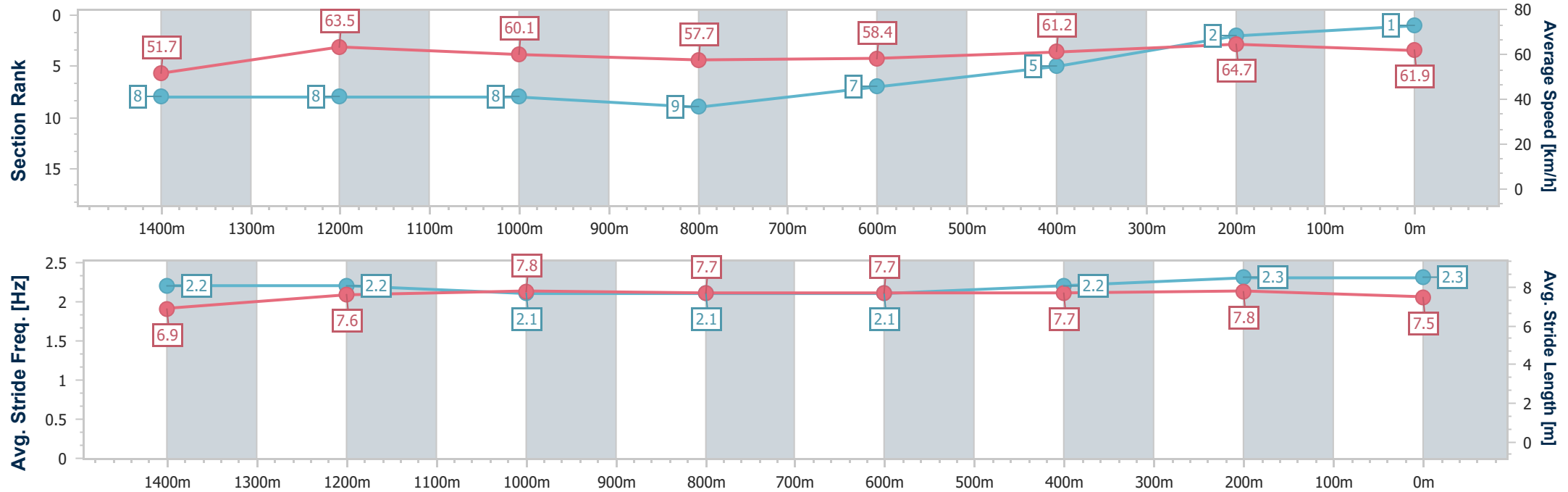
|                                |                |
|--------------------------------|----------------|
| Horse/Jockey Name              | Diamond Epic   |
| Final Rank                     | 1              |
| Fastest Section Time (Section) | 0:11.11 (400m) |
| Top Speed [km/h] (Section)     | 65.6 (400m)    |
| Race State                     | Finished       |



Eagle FarmProfessional  
Race 3: SKY RACING BENCHMARK 70 Handicap - 1600m  
27 December 2025 - 13:28  
Track Rating: Soft 5, Weather: Overcast, Rail Position: +5 metres  
Entire Course.



| Section                | Overall                  | 1400m                    | 1200m                    | 1000m                    | 800m                     | 600m                     | 400m                     | 200m                     |  |  |  |  |  |
|------------------------|--------------------------|--------------------------|--------------------------|--------------------------|--------------------------|--------------------------|--------------------------|--------------------------|--|--|--|--|--|
| Section Times          | 1:36.63 [1]<br>(0:13.98) | 1:22.65 [8]<br>(0:11.36) | 1:11.29 [8]<br>(0:12.01) | 0:59.28 [8]<br>(0:12.56) | 0:46.72 [9]<br>(0:12.29) | 0:34.43 [7]<br>(0:11.65) | 0:22.78 [5]<br>(0:11.11) | 0:11.67 [2]<br>(0:11.67) |  |  |  |  |  |
| Average Speed [km/h]   | 51.7                     | 63.5                     | 60.1                     | 57.7                     | 58.4                     | 61.2                     | 64.7                     | 61.9                     |  |  |  |  |  |
| Top Speed [km/h]       | 62.8                     | 64.8                     | 62.4                     | 58.7                     | 59.6                     | 64.8                     | 65.6                     | 63.5                     |  |  |  |  |  |
| Avg. Dist. to Rail [m] | 6.7                      | 2.8                      | 3.0                      | 1.5                      | 0.9                      | 2.2                      | 1.1                      | 4.4                      |  |  |  |  |  |
| Avg. Stride Freq. [Hz] | 2.2                      | 2.2                      | 2.1                      | 2.1                      | 2.1                      | 2.2                      | 2.3                      | 2.3                      |  |  |  |  |  |
| Avg. Stride Length [m] | 6.9                      | 7.6                      | 7.8                      | 7.7                      | 7.7                      | 7.7                      | 7.8                      | 7.5                      |  |  |  |  |  |





|                                |                |
|--------------------------------|----------------|
| Horse/Jockey Name              | Eclair Awesome |
| Final Rank                     | 2              |
| Fastest Section Time (Section) | 0:11.26 (400m) |
| Top Speed [km/h] (Section)     | 64.8 (1400m)   |
| Race State                     | Finished       |

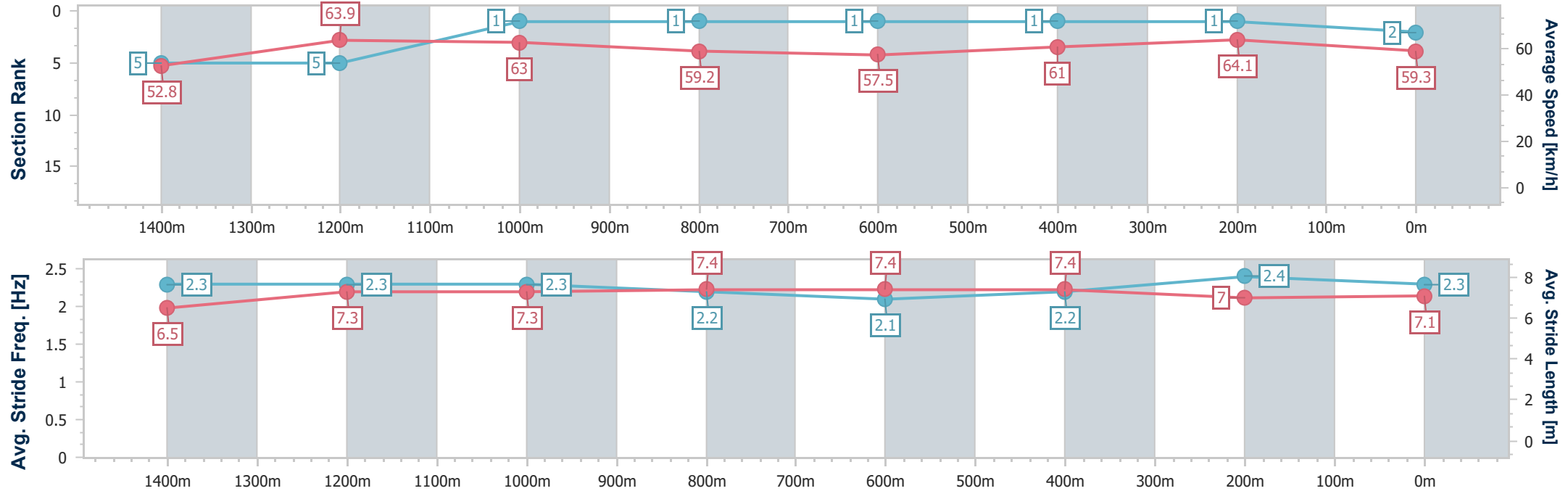


Eagle FarmProfessional  
Race 3: SKY RACING BENCHMARK 70 Handicap - 1600m  
27 December 2025 - 13:28  
Track Rating: Soft 5, Weather: Overcast, Rail Position: +5 metres Entire Course.



BRISBANE  
RACING CLUB

| Section                | Overall                  | 1400m                    | 1200m                    | 1000m                    | 800m                     | 600m                     | 400m                     | 200m                     |  |  |  |  |  |
|------------------------|--------------------------|--------------------------|--------------------------|--------------------------|--------------------------|--------------------------|--------------------------|--------------------------|--|--|--|--|--|
| Section Times          | 1:36.94 [2]<br>(0:13.69) | 1:23.25 [5]<br>(0:11.29) | 1:11.96 [5]<br>(0:11.43) | 1:00.53 [1]<br>(0:12.28) | 0:48.25 [1]<br>(0:12.70) | 0:35.55 [1]<br>(0:12.14) | 0:23.41 [1]<br>(0:11.26) | 0:12.15 [1]<br>(0:12.15) |  |  |  |  |  |
| Average Speed [km/h]   | 52.8                     | 63.9                     | 63.0                     | 59.2                     | 57.5                     | 61.0                     | 64.1                     | 59.3                     |  |  |  |  |  |
| Top Speed [km/h]       | 63.9                     | 64.8                     | 64.0                     | 61.3                     | 58.3                     | 63.5                     | 64.7                     | 62.2                     |  |  |  |  |  |
| Avg. Dist. to Rail [m] | 8.8                      | 2.9                      | 1.8                      | 1.9                      | 3.5                      | 5.4                      | 8.2                      | 8.9                      |  |  |  |  |  |
| Avg. Stride Freq. [Hz] | 2.3                      | 2.3                      | 2.3                      | 2.2                      | 2.1                      | 2.2                      | 2.4                      | 2.3                      |  |  |  |  |  |
| Avg. Stride Length [m] | 6.5                      | 7.3                      | 7.3                      | 7.4                      | 7.4                      | 7.4                      | 7.0                      | 7.1                      |  |  |  |  |  |







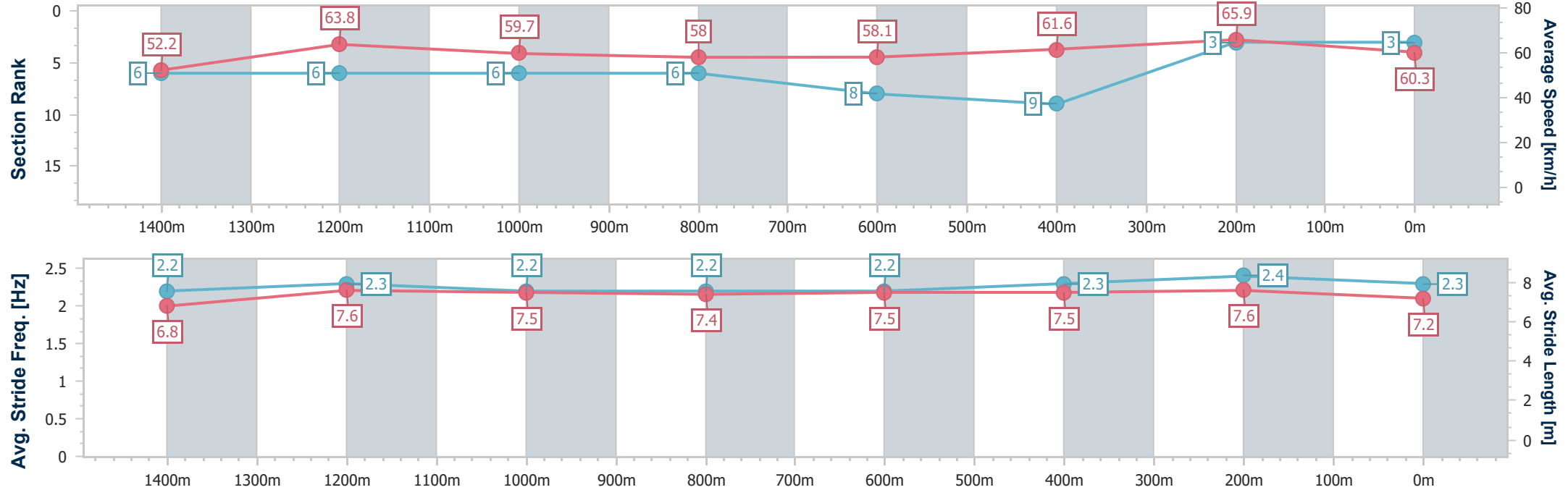
|                                |                |
|--------------------------------|----------------|
| Horse/Jockey Name              | Carpaccio      |
| Final Rank                     | 3              |
| Fastest Section Time (Section) | 0:10.96 (400m) |
| Top Speed [km/h] (Section)     | 66.6 (400m)    |
| Race State                     | Finished       |



Eagle FarmProfessional  
Race 3: SKY RACING BENCHMARK 70 Handicap - 1600m  
27 December 2025 - 13:28  
Track Rating: Soft 5, Weather: Overcast, Rail Position: +5 metres  
Entire Course.



| Section                | Overall                  | 1400m                    | 1200m                    | 1000m                    | 800m                     | 600m                     | 400m                     | 200m                     |  |  |  |  |  |
|------------------------|--------------------------|--------------------------|--------------------------|--------------------------|--------------------------|--------------------------|--------------------------|--------------------------|--|--|--|--|--|
| Section Times          | 1:36.99 [3]<br>(0:13.78) | 1:23.21 [6]<br>(0:11.35) | 1:11.86 [6]<br>(0:12.04) | 0:59.82 [6]<br>(0:12.50) | 0:47.32 [6]<br>(0:12.55) | 0:34.77 [8]<br>(0:11.89) | 0:22.88 [9]<br>(0:10.96) | 0:11.92 [3]<br>(0:11.92) |  |  |  |  |  |
| Average Speed [km/h]   | 52.2                     | 63.8                     | 59.7                     | 58.0                     | 58.1                     | 61.6                     | 65.9                     | 60.3                     |  |  |  |  |  |
| Top Speed [km/h]       | 63.4                     | 65.4                     | 62.7                     | 58.7                     | 59.8                     | 65.2                     | 66.6                     | 64.5                     |  |  |  |  |  |
| Avg. Dist. to Rail [m] | 4.3                      | 2.4                      | 2.1                      | 1.4                      | 2.4                      | 3.7                      | 7.6                      | 8.0                      |  |  |  |  |  |
| Avg. Stride Freq. [Hz] | 2.2                      | 2.3                      | 2.2                      | 2.2                      | 2.2                      | 2.3                      | 2.4                      | 2.3                      |  |  |  |  |  |
| Avg. Stride Length [m] | 6.8                      | 7.6                      | 7.5                      | 7.4                      | 7.5                      | 7.5                      | 7.6                      | 7.2                      |  |  |  |  |  |





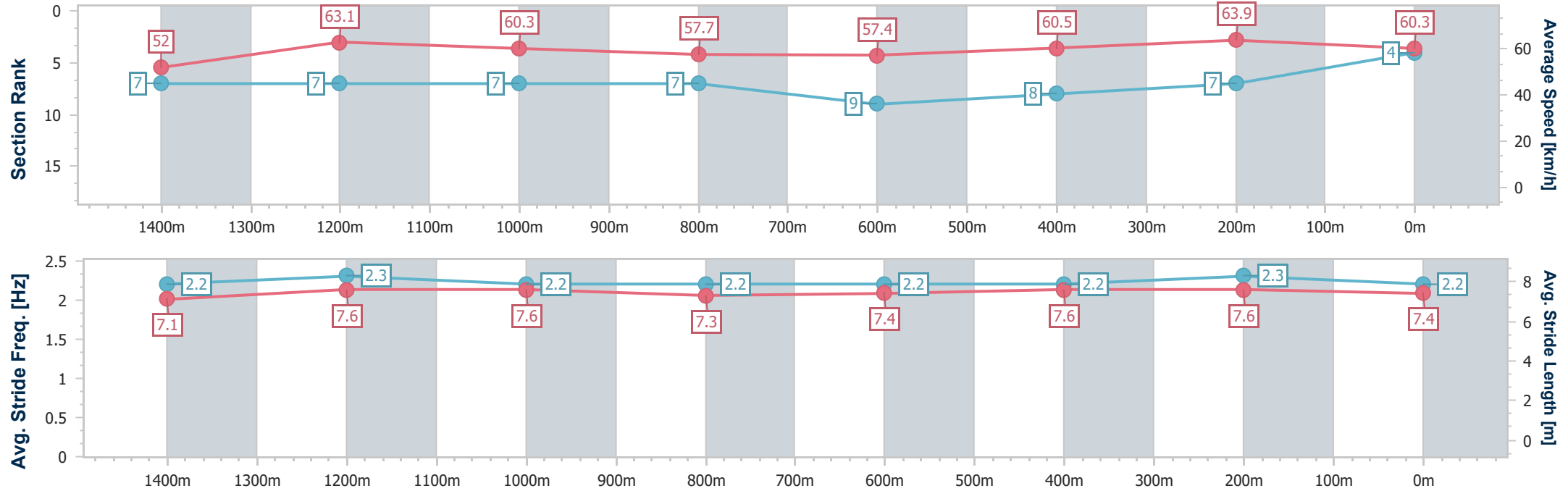
|                                |                |
|--------------------------------|----------------|
| Horse/Jockey Name              | In Society     |
| Final Rank                     | 4              |
| Fastest Section Time (Section) | 0:11.29 (400m) |
| Top Speed [km/h] (Section)     | 65.3 (400m)    |
| Race State                     | Finished       |



Eagle FarmProfessional  
Race 3: SKY RACING BENCHMARK 70 Handicap - 1600m  
27 December 2025 - 13:28  
Track Rating: Soft 5, Weather: Overcast, Rail Position: +5 metres Entire Course.



| Section                | Overall                  | 1400m                    | 1200m                    | 1000m                    | 800m                     | 600m                     | 400m                     | 200m                     |  |  |  |  |  |
|------------------------|--------------------------|--------------------------|--------------------------|--------------------------|--------------------------|--------------------------|--------------------------|--------------------------|--|--|--|--|--|
| Section Times          | 1:37.25 [4]<br>(0:13.84) | 1:23.41 [7]<br>(0:11.43) | 1:11.98 [7]<br>(0:12.00) | 0:59.98 [7]<br>(0:12.53) | 0:47.45 [7]<br>(0:12.44) | 0:35.01 [9]<br>(0:11.79) | 0:23.22 [8]<br>(0:11.29) | 0:11.93 [7]<br>(0:11.93) |  |  |  |  |  |
| Average Speed [km/h]   | 52.0                     | 63.1                     | 60.3                     | 57.7                     | 57.4                     | 60.5                     | 63.9                     | 60.3                     |  |  |  |  |  |
| Top Speed [km/h]       | 62.7                     | 64.6                     | 62.9                     | 58.4                     | 58.6                     | 63.2                     | 65.3                     | 63.1                     |  |  |  |  |  |
| Avg. Dist. to Rail [m] | 3.2                      | 2.0                      | 2.7                      | 1.0                      | 1.5                      | 2.0                      | 0.8                      | 4.5                      |  |  |  |  |  |
| Avg. Stride Freq. [Hz] | 2.2                      | 2.3                      | 2.2                      | 2.2                      | 2.2                      | 2.2                      | 2.3                      | 2.2                      |  |  |  |  |  |
| Avg. Stride Length [m] | 7.1                      | 7.6                      | 7.6                      | 7.3                      | 7.4                      | 7.6                      | 7.6                      | 7.4                      |  |  |  |  |  |





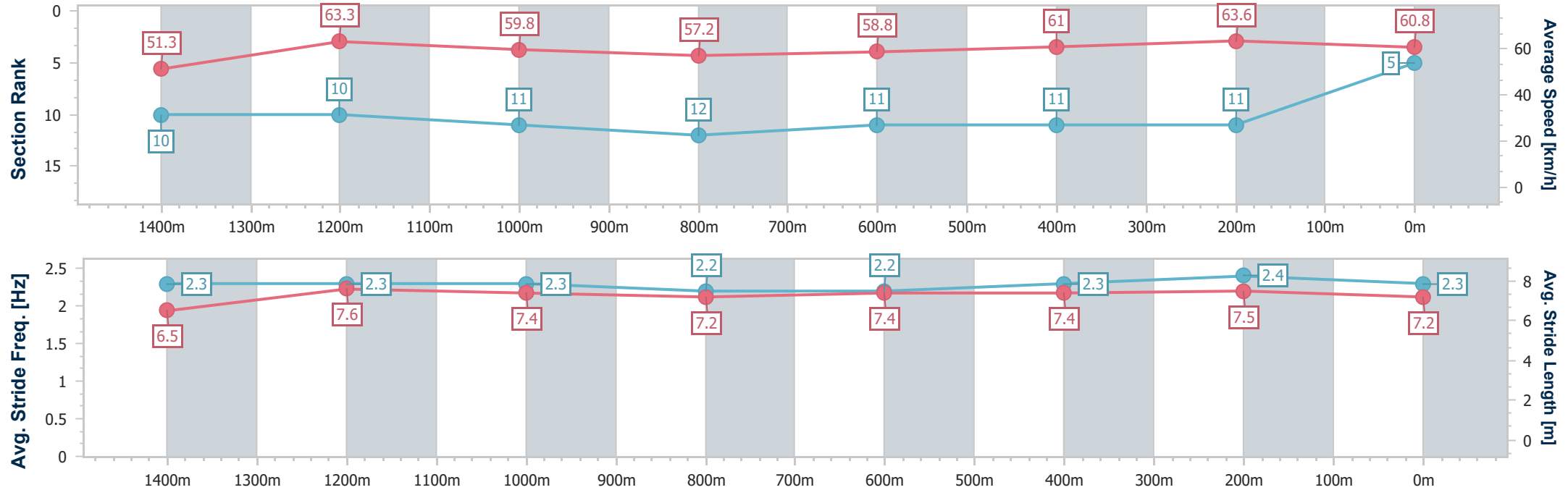
|                                |                |
|--------------------------------|----------------|
| Horse/Jockey Name              | Celestial Fury |
| Final Rank                     | 5              |
| Fastest Section Time (Section) | 0:11.36 (400m) |
| Top Speed [km/h] (Section)     | 64.9 (1400m)   |
| Race State                     | Finished       |



Eagle FarmProfessional  
Race 3: SKY RACING BENCHMARK 70 Handicap - 1600m  
27 December 2025 - 13:28  
Track Rating: Soft 5, Weather: Overcast, Rail Position: +5 metres Entire Course.



| Section                | Overall                  | 1400m                     | 1200m                     | 1000m                     | 800m                      | 600m                      | 400m                      | 200m                      |  |  |  |  |  |
|------------------------|--------------------------|---------------------------|---------------------------|---------------------------|---------------------------|---------------------------|---------------------------|---------------------------|--|--|--|--|--|
| Section Times          | 1:37.42 [5]<br>(0:14.10) | 1:23.32 [10]<br>(0:11.38) | 1:11.94 [10]<br>(0:12.07) | 0:59.87 [11]<br>(0:12.57) | 0:47.30 [12]<br>(0:12.33) | 0:34.97 [11]<br>(0:11.81) | 0:23.16 [11]<br>(0:11.36) | 0:11.80 [11]<br>(0:11.80) |  |  |  |  |  |
| Average Speed [km/h]   | 51.3                     | 63.3                      | 59.8                      | 57.2                      | 58.8                      | 61.0                      | 63.6                      | 60.8                      |  |  |  |  |  |
| Top Speed [km/h]       | 63.8                     | 64.9                      | 63.0                      | 59.9                      | 59.5                      | 64.0                      | 64.2                      | 62.8                      |  |  |  |  |  |
| Avg. Dist. to Rail [m] | 4.0                      | 1.3                       | 1.3                       | 0.5                       | 0.6                       | 0.8                       | 1.9                       | 2.1                       |  |  |  |  |  |
| Avg. Stride Freq. [Hz] | 2.3                      | 2.3                       | 2.3                       | 2.2                       | 2.2                       | 2.3                       | 2.4                       | 2.3                       |  |  |  |  |  |
| Avg. Stride Length [m] | 6.5                      | 7.6                       | 7.4                       | 7.2                       | 7.4                       | 7.4                       | 7.5                       | 7.2                       |  |  |  |  |  |



[ ] Ranking at each section and finish  
- - - - No data available at this section  
NA No data available



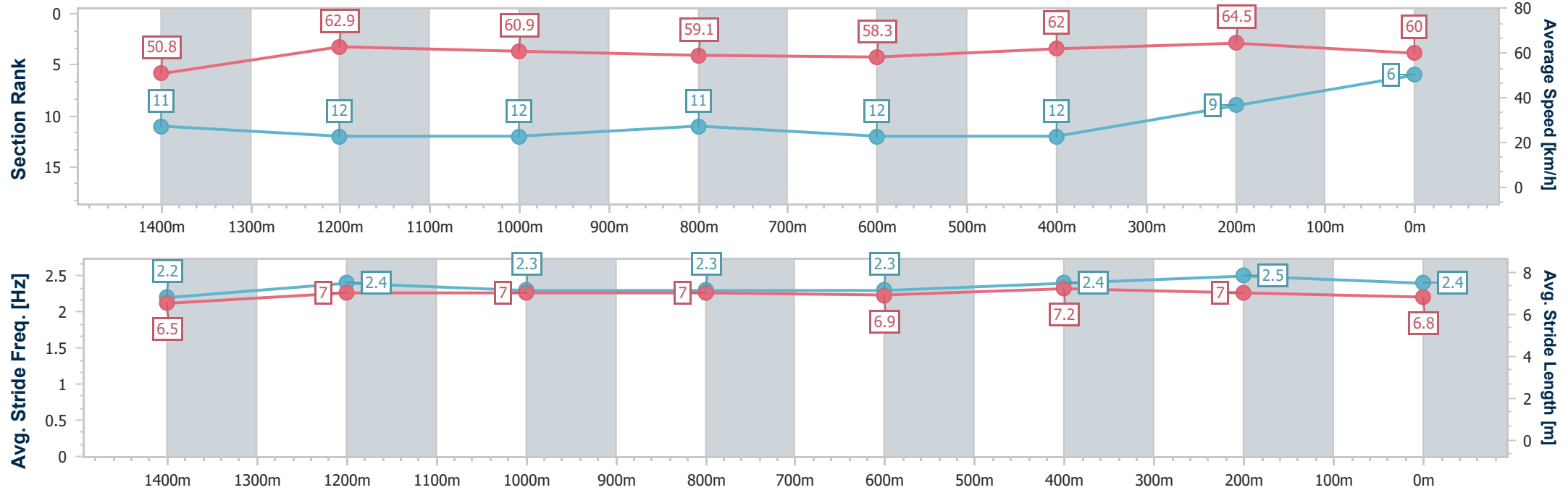
|                                |                |
|--------------------------------|----------------|
| Horse/Jockey Name              | Expectant      |
| Final Rank                     | 6              |
| Fastest Section Time (Section) | 0:11.18 (400m) |
| Top Speed [km/h] (Section)     | 65.6 (400m)    |
| Race State                     | Finished       |



Eagle FarmProfessional  
Race 3: SKY RACING BENCHMARK 70 Handicap - 1600m  
27 December 2025 - 13:28  
Track Rating: Soft 5, Weather: Overcast, Rail Position: +5 metres  
Entire Course.



| Section                | Overall                  | 1400m                     | 1200m                     | 1000m                     | 800m                      | 600m                      | 400m                      | 200m                     |  |  |  |  |  |
|------------------------|--------------------------|---------------------------|---------------------------|---------------------------|---------------------------|---------------------------|---------------------------|--------------------------|--|--|--|--|--|
| Section Times          | 1:37.56 [6]<br>(0:14.23) | 1:23.33 [11]<br>(0:11.47) | 1:11.86 [12]<br>(0:11.86) | 1:00.00 [12]<br>(0:12.52) | 0:47.48 [11]<br>(0:12.60) | 0:34.88 [12]<br>(0:11.72) | 0:23.16 [12]<br>(0:11.18) | 0:11.98 [9]<br>(0:11.98) |  |  |  |  |  |
| Average Speed [km/h]   | 50.8                     | 62.9                      | 60.9                      | 59.1                      | 58.3                      | 62.0                      | 64.5                      | 60.0                     |  |  |  |  |  |
| Top Speed [km/h]       | 63.5                     | 65.3                      | 63.3                      | 61.6                      | 61.2                      | 64.5                      | 65.6                      | 62.4                     |  |  |  |  |  |
| Avg. Dist. to Rail [m] | 8.4                      | 4.3                       | 4.1                       | 5.0                       | 4.7                       | 1.7                       | 5.6                       | 8.2                      |  |  |  |  |  |
| Avg. Stride Freq. [Hz] | 2.2                      | 2.4                       | 2.3                       | 2.3                       | 2.3                       | 2.4                       | 2.5                       | 2.4                      |  |  |  |  |  |
| Avg. Stride Length [m] | 6.5                      | 7.0                       | 7.0                       | 7.0                       | 6.9                       | 7.2                       | 7.0                       | 6.8                      |  |  |  |  |  |





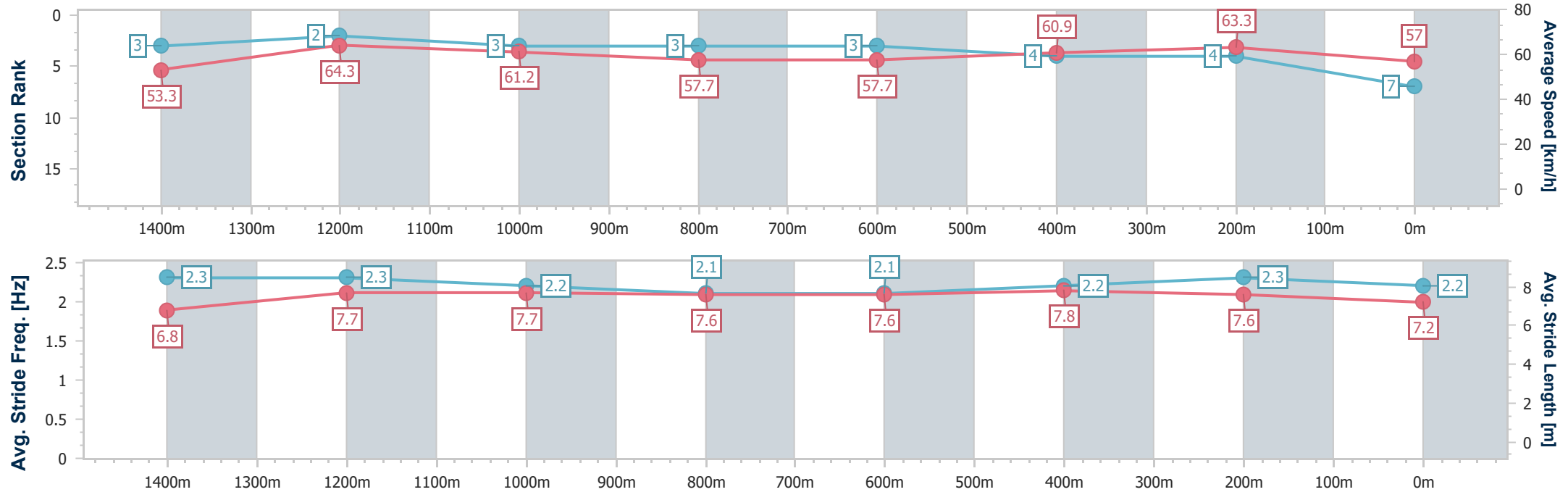
|                                |                 |
|--------------------------------|-----------------|
| Horse/Jockey Name              | Midnight Spirit |
| Final Rank                     | 7               |
| Fastest Section Time (Section) | 0:11.19 (1400m) |
| Top Speed [km/h] (Section)     | 65.8 (1400m)    |
| Race State                     | Finished        |



Eagle FarmProfessional  
Race 3: SKY RACING BENCHMARK 70 Handicap - 1600m  
27 December 2025 - 13:28  
Track Rating: Soft 5, Weather: Overcast, Rail Position: +5 metres  
Entire Course.



| Section                | Overall                  | 1400m                    | 1200m                    | 1000m                    | 800m                     | 600m                     | 400m                     | 200m                     |  |  |  |  |  |
|------------------------|--------------------------|--------------------------|--------------------------|--------------------------|--------------------------|--------------------------|--------------------------|--------------------------|--|--|--|--|--|
| Section Times          | 1:37.80 [7]<br>(0:13.60) | 1:24.20 [3]<br>(0:11.19) | 1:13.01 [2]<br>(0:11.83) | 1:01.18 [3]<br>(0:12.58) | 0:48.60 [3]<br>(0:12.61) | 0:35.99 [3]<br>(0:12.01) | 0:23.98 [4]<br>(0:11.36) | 0:12.62 [4]<br>(0:12.62) |  |  |  |  |  |
| Average Speed [km/h]   | 53.3                     | 64.3                     | 61.2                     | 57.7                     | 57.7                     | 60.9                     | 63.3                     | 57.0                     |  |  |  |  |  |
| Top Speed [km/h]       | 64.7                     | 65.8                     | 63.8                     | 58.8                     | 58.3                     | 63.5                     | 64.5                     | 60.8                     |  |  |  |  |  |
| Avg. Dist. to Rail [m] | 7.1                      | 3.5                      | 2.4                      | 1.8                      | 2.2                      | 3.3                      | 6.9                      | 7.8                      |  |  |  |  |  |
| Avg. Stride Freq. [Hz] | 2.3                      | 2.3                      | 2.2                      | 2.1                      | 2.1                      | 2.2                      | 2.3                      | 2.2                      |  |  |  |  |  |
| Avg. Stride Length [m] | 6.8                      | 7.7                      | 7.7                      | 7.6                      | 7.6                      | 7.8                      | 7.6                      | 7.2                      |  |  |  |  |  |



[ ] Ranking at each section and finish  
-.-.- No data available at this section  
NA No data available



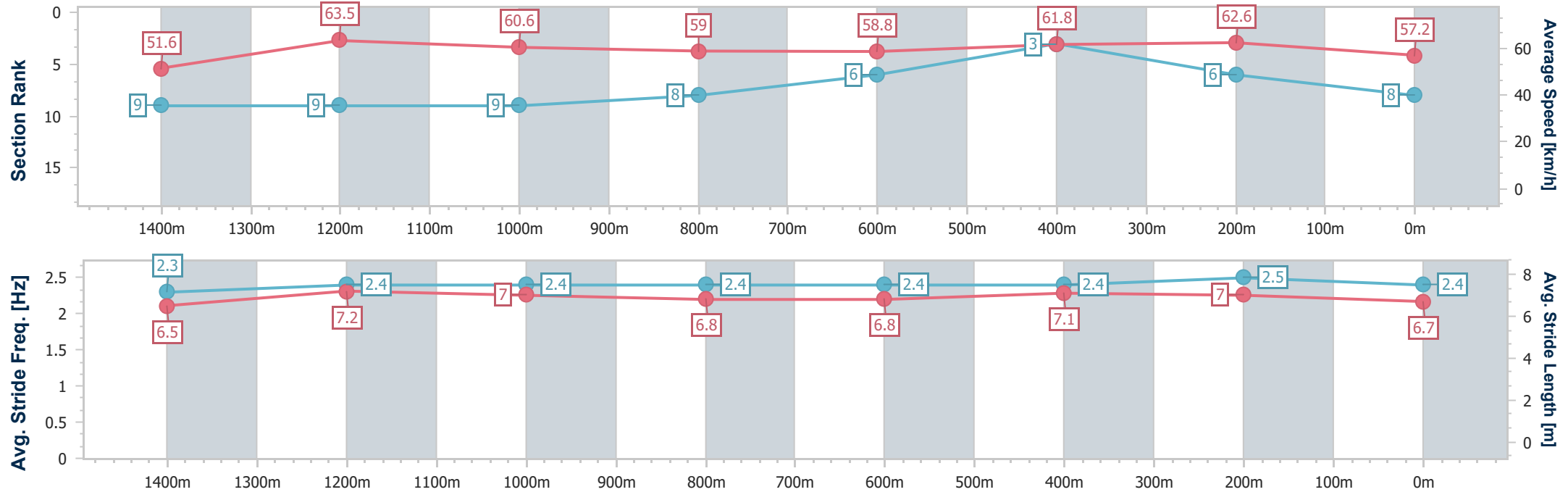
|                                |                 |
|--------------------------------|-----------------|
| Horse/Jockey Name              | Four Ace        |
| Final Rank                     | 8               |
| Fastest Section Time (Section) | 0:11.40 (1400m) |
| Top Speed [km/h] (Section)     | 64.5 (1400m)    |
| Race State                     | Finished        |



Eagle FarmProfessional  
Race 3: SKY RACING BENCHMARK 70 Handicap - 1600m  
27 December 2025 - 13:28  
Track Rating: Soft 5, Weather: Overcast, Rail Position: +5 metres Entire Course.



| Section                | Overall                  | 1400m                    | 1200m                    | 1000m                    | 800m                     | 600m                     | 400m                     | 200m                     |  |  |  |  |  |
|------------------------|--------------------------|--------------------------|--------------------------|--------------------------|--------------------------|--------------------------|--------------------------|--------------------------|--|--|--|--|--|
| Section Times          | 1:37.85 [8]<br>(0:14.06) | 1:23.79 [9]<br>(0:11.40) | 1:12.39 [9]<br>(0:11.92) | 1:00.47 [9]<br>(0:12.44) | 0:48.03 [8]<br>(0:12.27) | 0:35.76 [6]<br>(0:11.69) | 0:24.07 [3]<br>(0:11.50) | 0:12.57 [6]<br>(0:12.57) |  |  |  |  |  |
| Average Speed [km/h]   | 51.6                     | 63.5                     | 60.6                     | 59.0                     | 58.8                     | 61.8                     | 62.6                     | 57.2                     |  |  |  |  |  |
| Top Speed [km/h]       | 64.5                     | 64.5                     | 63.1                     | 60.0                     | 59.6                     | 63.4                     | 64.4                     | 59.8                     |  |  |  |  |  |
| Avg. Dist. to Rail [m] | 9.7                      | 4.8                      | 5.7                      | 3.8                      | 0.8                      | 0.3                      | 4.4                      | 7.3                      |  |  |  |  |  |
| Avg. Stride Freq. [Hz] | 2.3                      | 2.4                      | 2.4                      | 2.4                      | 2.4                      | 2.4                      | 2.5                      | 2.4                      |  |  |  |  |  |
| Avg. Stride Length [m] | 6.5                      | 7.2                      | 7.0                      | 6.8                      | 6.8                      | 7.1                      | 7.0                      | 6.7                      |  |  |  |  |  |





|                                |                    |
|--------------------------------|--------------------|
| Horse/Jockey Name              | Chance With Wolves |
| Final Rank                     | 9                  |
| Fastest Section Time (Section) | 0:11.29 (1400m)    |
| Top Speed [km/h] (Section)     | 65.8 (1400m)       |
| Race State                     | Finished           |

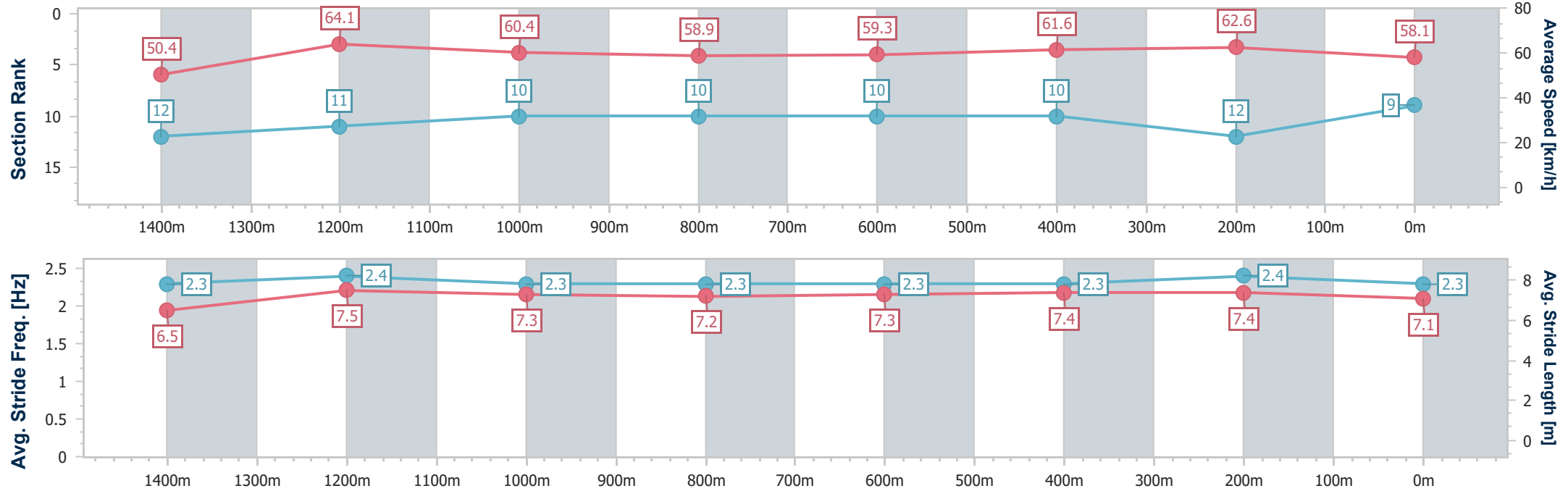


Eagle FarmProfessional  
Race 3: SKY RACING BENCHMARK 70 Handicap - 1600m

27 December 2025 - 13:28  
Track Rating: Soft 5, Weather: Overcast, Rail Position: +5 metres  
Entire Course.



| Section                | Overall                  | 1400m                     | 1200m                     | 1000m                     | 800m                      | 600m                      | 400m                      | 200m                      |  |  |  |  |  |
|------------------------|--------------------------|---------------------------|---------------------------|---------------------------|---------------------------|---------------------------|---------------------------|---------------------------|--|--|--|--|--|
| Section Times          | 1:38.15 [9]<br>(0:14.29) | 1:23.86 [12]<br>(0:11.29) | 1:12.57 [11]<br>(0:11.91) | 1:00.66 [10]<br>(0:12.43) | 0:48.23 [10]<br>(0:12.41) | 0:35.82 [10]<br>(0:11.91) | 0:23.91 [10]<br>(0:11.48) | 0:12.43 [12]<br>(0:12.43) |  |  |  |  |  |
| Average Speed [km/h]   | 50.4                     | 64.1                      | 60.4                      | 58.9                      | 59.3                      | 61.6                      | 62.6                      | 58.1                      |  |  |  |  |  |
| Top Speed [km/h]       | 63.7                     | 65.8                      | 62.2                      | 60.4                      | 61.0                      | 63.1                      | 63.9                      | 61.5                      |  |  |  |  |  |
| Avg. Dist. to Rail [m] | 9.6                      | 2.6                       | 3.4                       | 3.5                       | 4.3                       | 3.8                       | 5.2                       | 4.4                       |  |  |  |  |  |
| Avg. Stride Freq. [Hz] | 2.3                      | 2.4                       | 2.3                       | 2.3                       | 2.3                       | 2.3                       | 2.4                       | 2.3                       |  |  |  |  |  |
| Avg. Stride Length [m] | 6.5                      | 7.5                       | 7.3                       | 7.2                       | 7.3                       | 7.4                       | 7.4                       | 7.1                       |  |  |  |  |  |



- [ ] Ranking at each section and finish
- .-.- No data available at this section
- NA No data available



|                                |                 |
|--------------------------------|-----------------|
| Horse/Jockey Name              | Tuhinga         |
| Final Rank                     | 10              |
| Fastest Section Time (Section) | 0:10.90 (1400m) |
| Top Speed [km/h] (Section)     | 68.3 (1400m)    |
| Race State                     | Finished        |



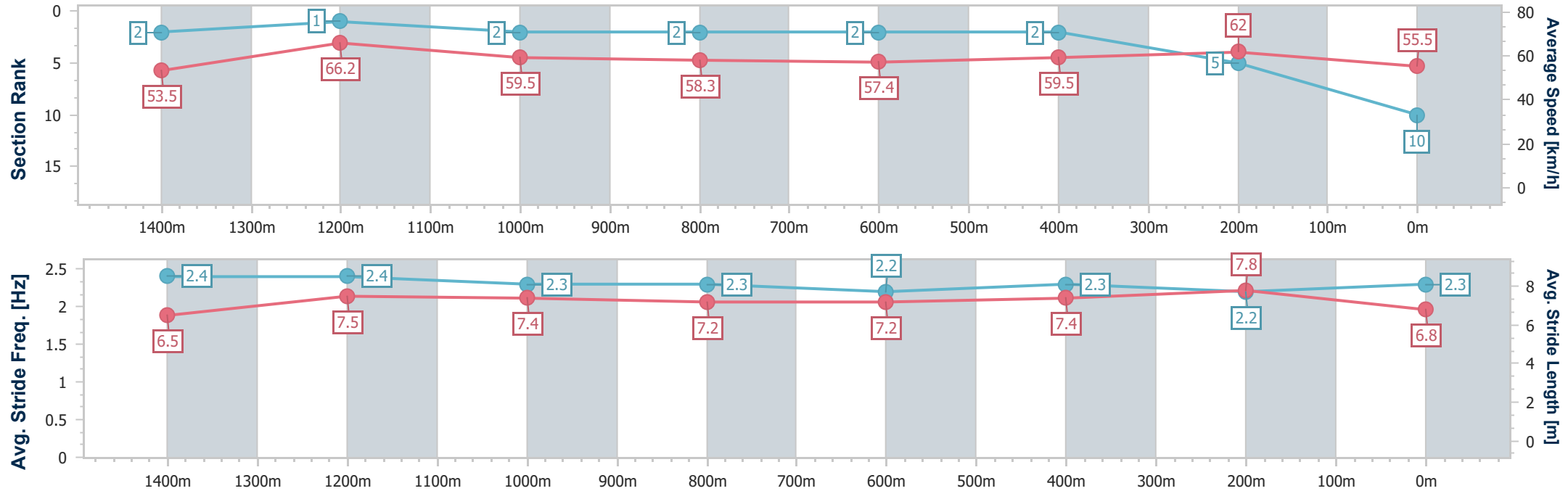
Eagle FarmProfessional  
Race 3: SKY RACING BENCHMARK 70 Handicap - 1600m

27 December 2025 - 13:28  
Track Rating: Soft 5, Weather: Overcast, Rail Position: +5 metres  
Entire Course.



BRISBANE  
RACING CLUB

| Section                | Overall                   | 1400m                    | 1200m                    | 1000m                    | 800m                     | 600m                     | 400m                     | 200m                     |  |  |  |  |  |
|------------------------|---------------------------|--------------------------|--------------------------|--------------------------|--------------------------|--------------------------|--------------------------|--------------------------|--|--|--|--|--|
| Section Times          | 1:38.21 [10]<br>(0:13.57) | 1:24.64 [2]<br>(0:10.90) | 1:13.74 [1]<br>(0:12.12) | 1:01.62 [2]<br>(0:12.39) | 0:49.23 [2]<br>(0:12.53) | 0:36.70 [2]<br>(0:12.11) | 0:24.59 [2]<br>(0:11.62) | 0:12.97 [5]<br>(0:12.97) |  |  |  |  |  |
| Average Speed [km/h]   | 53.5                      | 66.2                     | 59.5                     | 58.3                     | 57.4                     | 59.5                     | 62.0                     | 55.5                     |  |  |  |  |  |
| Top Speed [km/h]       | 67.0                      | 68.3                     | 64.5                     | 59.2                     | 58.8                     | 62.7                     | 63.6                     | 59.1                     |  |  |  |  |  |
| Avg. Dist. to Rail [m] | 11.2                      | 5.9                      | 1.9                      | 0.7                      | 0.2                      | 0.8                      | 3.3                      | 5.1                      |  |  |  |  |  |
| Avg. Stride Freq. [Hz] | 2.4                       | 2.4                      | 2.3                      | 2.3                      | 2.2                      | 2.3                      | 2.2                      | 2.3                      |  |  |  |  |  |
| Avg. Stride Length [m] | 6.5                       | 7.5                      | 7.4                      | 7.2                      | 7.2                      | 7.4                      | 7.8                      | 6.8                      |  |  |  |  |  |







|                                |                 |
|--------------------------------|-----------------|
| Horse/Jockey Name              | Special Artist  |
| Final Rank                     | 11              |
| Fastest Section Time (Section) | 0:11.30 (1400m) |
| Top Speed [km/h] (Section)     | 65.4 (1400m)    |
| Race State                     | Finished        |

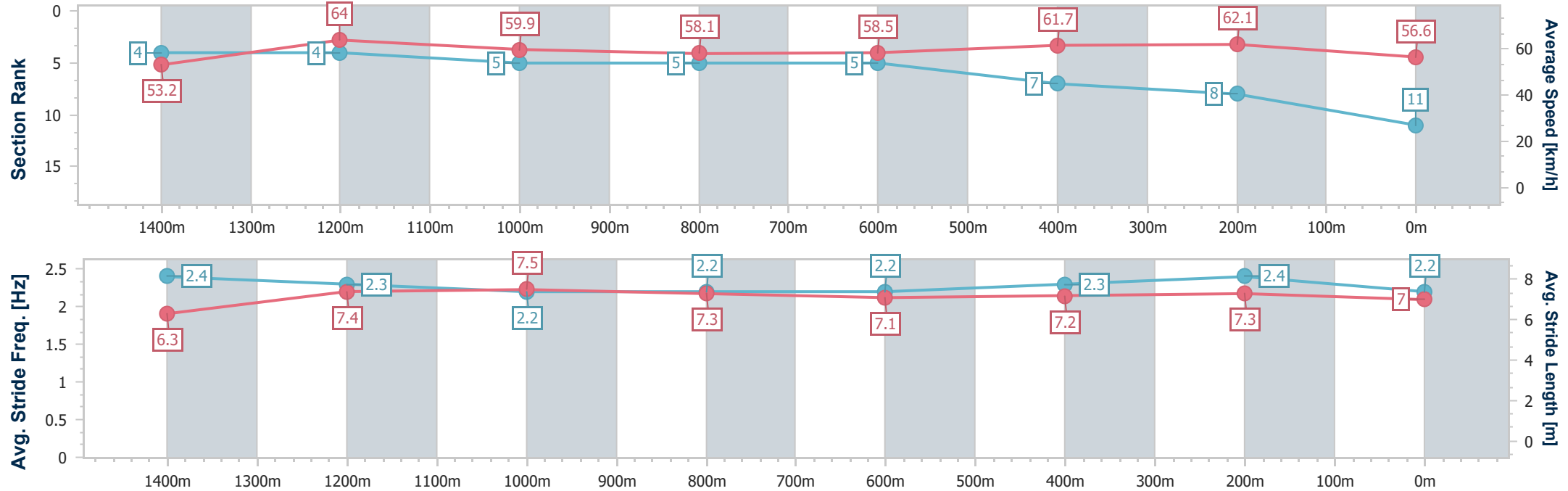


Eagle FarmProfessional  
Race 3: SKY RACING BENCHMARK 70 Handicap - 1600m  
27 December 2025 - 13:28  
Track Rating: Soft 5, Weather: Overcast, Rail Position: +5 metres  
Entire Course.



BRISBANE  
RACING CLUB

| Section                | Overall                   | 1400m                    | 1200m                    | 1000m                    | 800m                     | 600m                     | 400m                     | 200m                     |  |  |  |  |  |
|------------------------|---------------------------|--------------------------|--------------------------|--------------------------|--------------------------|--------------------------|--------------------------|--------------------------|--|--|--|--|--|
| Section Times          | 1:38.25 [11]<br>(0:13.64) | 1:24.61 [4]<br>(0:11.30) | 1:13.31 [4]<br>(0:12.00) | 1:01.31 [5]<br>(0:12.57) | 0:48.74 [5]<br>(0:12.53) | 0:36.21 [5]<br>(0:11.90) | 0:24.31 [7]<br>(0:11.57) | 0:12.74 [8]<br>(0:12.74) |  |  |  |  |  |
| Average Speed [km/h]   | 53.2                      | 64.0                     | 59.9                     | 58.1                     | 58.5                     | 61.7                     | 62.1                     | 56.6                     |  |  |  |  |  |
| Top Speed [km/h]       | 63.5                      | 65.4                     | 61.8                     | 58.8                     | 58.8                     | 65.1                     | 65.2                     | 57.6                     |  |  |  |  |  |
| Avg. Dist. to Rail [m] | 7.5                       | 3.5                      | 3.6                      | 3.1                      | 3.3                      | 3.6                      | 7.3                      | 7.6                      |  |  |  |  |  |
| Avg. Stride Freq. [Hz] | 2.4                       | 2.3                      | 2.2                      | 2.2                      | 2.2                      | 2.3                      | 2.4                      | 2.2                      |  |  |  |  |  |
| Avg. Stride Length [m] | 6.3                       | 7.4                      | 7.5                      | 7.3                      | 7.1                      | 7.2                      | 7.3                      | 7.0                      |  |  |  |  |  |



- [ ] Ranking at each section and finish
- .-.- No data available at this section
- NA No data available



|                                |                 |
|--------------------------------|-----------------|
| Horse/Jockey Name              | Deciduous       |
| Final Rank                     | 12              |
| Fastest Section Time (Section) | 0:11.38 (1400m) |
| Top Speed [km/h] (Section)     | 65.8 (1400m)    |
| Race State                     | Finished        |



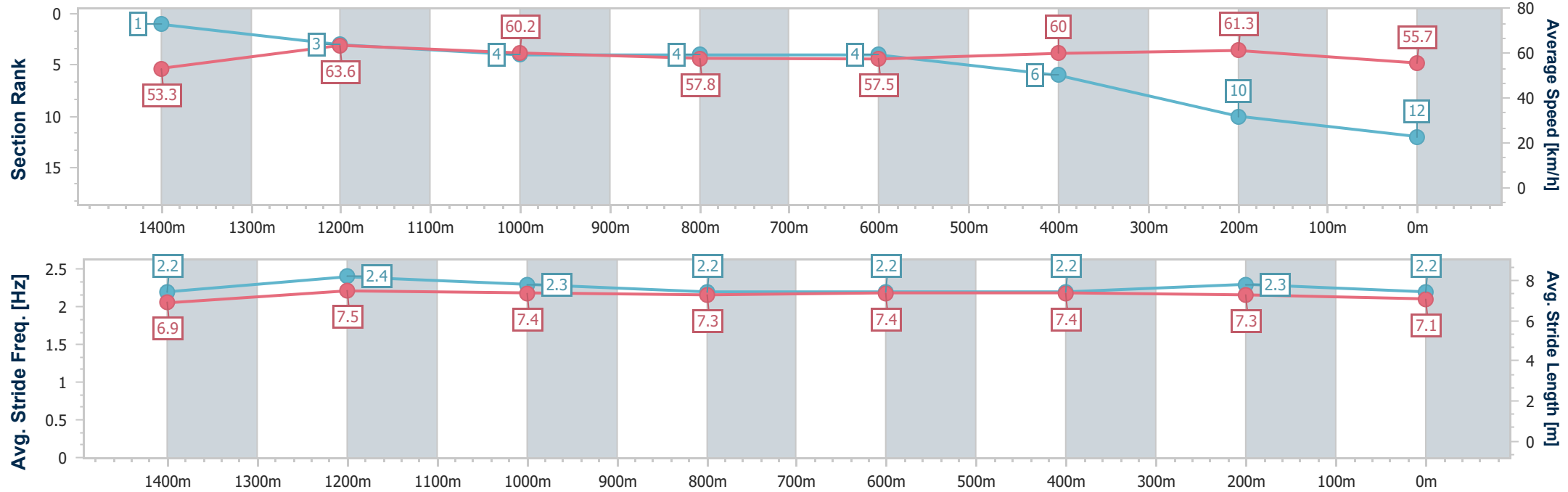
Eagle FarmProfessional  
Race 3: SKY RACING BENCHMARK 70 Handicap - 1600m

27 December 2025 - 13:28  
Track Rating: Soft 5, Weather: Overcast, Rail Position: +5 metres  
Entire Course.



BRISBANE  
RACING CLUB

| Section                | Overall                   | 1400m                    | 1200m                    | 1000m                    | 800m                     | 600m                     | 400m                     | 200m                      |  |  |  |  |  |
|------------------------|---------------------------|--------------------------|--------------------------|--------------------------|--------------------------|--------------------------|--------------------------|---------------------------|--|--|--|--|--|
| Section Times          | 1:38.52 [12]<br>(0:13.54) | 1:24.98 [1]<br>(0:11.38) | 1:13.60 [3]<br>(0:11.94) | 1:01.66 [4]<br>(0:12.46) | 0:49.20 [4]<br>(0:12.55) | 0:36.65 [4]<br>(0:11.99) | 0:24.66 [6]<br>(0:11.72) | 0:12.94 [10]<br>(0:12.94) |  |  |  |  |  |
| Average Speed [km/h]   | 53.3                      | 63.6                     | 60.2                     | 57.8                     | 57.5                     | 60.0                     | 61.3                     | 55.7                      |  |  |  |  |  |
| Top Speed [km/h]       | 64.8                      | 65.8                     | 63.6                     | 58.7                     | 58.4                     | 62.1                     | 63.9                     | 58.6                      |  |  |  |  |  |
| Avg. Dist. to Rail [m] | 6.2                       | 1.3                      | 1.0                      | 0.6                      | 0.3                      | 0.4                      | 2.3                      | 3.0                       |  |  |  |  |  |
| Avg. Stride Freq. [Hz] | 2.2                       | 2.4                      | 2.3                      | 2.2                      | 2.2                      | 2.2                      | 2.3                      | 2.2                       |  |  |  |  |  |
| Avg. Stride Length [m] | 6.9                       | 7.5                      | 7.4                      | 7.3                      | 7.4                      | 7.4                      | 7.3                      | 7.1                       |  |  |  |  |  |





Eagle Farm Professional  
Race 4: XXXX Class 6 Handicap - 1825m  
27 December 2025 - 14:04



Track Rating: Soft 5, Weather: Overcast, Rail Position: +5 metres Entire Course.

| Section     |     |                     |         |                     |                    | Overall              | 1600m                | 1400m                | 1200m                | 1000m                | 800m                 | 600m                 | Last 600m  |                           |
|-------------|-----|---------------------|---------|---------------------|--------------------|----------------------|----------------------|----------------------|----------------------|----------------------|----------------------|----------------------|------------|---------------------------|
| Field Times |     |                     |         |                     |                    | 1:52.18<br>(0:16.09) | 1:36.09<br>(0:12.01) | 1:24.08<br>(0:12.19) | 1:11.89<br>(0:12.66) | 0:59.23<br>(0:12.81) | 0:46.42<br>(0:11.90) | 0:34.52<br>(0:11.45) | 0:34.52    |                           |
| Rank        | TAB | Horse/Jockey        | Barrier | Top Speed<br>[km/h] | Fastest<br>Section |                      |                      |                      |                      |                      |                      |                      |            | Distance<br>Travelled [m] |
| 1           | 2   | ZAPHOD              | 10      | 66.0                | 0:11.18            | 1:52.18 [1]          | 1:35.88 [3]          | 1:23.97 [2]          | 1:11.60 [2]          | 0:58.91 [2]          | 0:46.21 [3]          | 0:34.28 [3]          | 0:34.28    |                           |
|             |     | Jason Collett       |         | 600m                | 400m               | (0:16.30)            | (0:11.91)            | (0:12.37)            | (0:12.69)            | (0:12.70)            | (0:11.93)            | (0:11.26)            |            |                           |
| 2           | 3   | PERFECT PLAY        | 2       | 66.3                | 0:11.11            | 1:52.44 [2]          | 1:36.05 [4]          | 1:23.93 [4]          | 1:11.61 [4]          | 0:58.93 [4]          | 0:46.35 [4]          | 0:34.39 [5]          | 0:34.39 -2 |                           |
|             |     | Daniel Moor         |         | 400m                | 400m               | (0:16.39)            | (0:12.12)            | (0:12.32)            | (0:12.68)            | (0:12.58)            | (0:11.96)            | (0:11.28)            |            |                           |
| 3           | 7   | LAST CHANCE SALOON  | 8       | 67.8                | 0:10.90            | 1:52.49 [3]          | 1:35.45 [10]         | 1:23.23 [9]          | 1:10.96 [10]         | 0:58.32 [10]         | 0:45.78 [10]         | 0:34.01 [9]          | 0:34.01 +5 |                           |
|             |     | Jake Bayliss        |         | 400m                | 400m               | (0:17.04)            | (0:12.22)            | (0:12.27)            | (0:12.64)            | (0:12.54)            | (0:11.77)            | (0:11.24)            |            |                           |
| 4           | 5   | NAVAL SEAL          | 5       | 65.7                | 0:11.10            | 1:52.53 [4]          | 1:36.01 [5]          | 1:23.88 [5]          | 1:11.56 [6]          | 0:58.97 [6]          | 0:46.36 [5]          | 0:34.49 [4]          | 0:34.49 +5 |                           |
|             |     | Kyle Wilson-Taylor  |         | 400m                | 400m               | (0:16.52)            | (0:12.13)            | (0:12.32)            | (0:12.59)            | (0:12.61)            | (0:11.87)            | (0:11.34)            |            |                           |
| 5           | 11  | MAN OF THE TOWN     | 6       | 65.4                | 0:11.26            | 1:52.58 [5]          | 1:36.38 [2]          | 1:24.28 [3]          | 1:11.87 [3]          | 0:59.27 [3]          | 0:46.64 [2]          | 0:34.73 [2]          | 0:34.73 +3 |                           |
|             |     | Georgina Cartwright |         | 400m                | 600m               | (0:16.20)            | (0:12.10)            | (0:12.41)            | (0:12.60)            | (0:12.63)            | (0:11.91)            | (0:11.26)            |            |                           |
| 6           | 14  | PRINCE LEVI         | 11      | 67.4                | 0:10.95            | 1:52.63 [6]          | 1:35.41 [11]         | 1:23.19 [11]         | 1:10.94 [11]         | 0:58.40 [11]         | 0:45.73 [11]         | 0:33.92 [11]         | 0:33.92 +1 |                           |
|             |     | Mark Du Plessis     |         | 600m                | 400m               | (0:17.22)            | (0:12.22)            | (0:12.25)            | (0:12.54)            | (0:12.67)            | (0:11.81)            | (0:11.12)            |            |                           |
| 7           | 8   | WIREWALKER          | 1       | 64.5                | 0:11.33            | 1:52.73 [7]          | 1:36.64 [1]          | 1:24.63 [1]          | 1:12.44 [1]          | 0:59.78 [1]          | 0:46.97 [1]          | 0:35.07 [1]          | 0:35.07 -3 |                           |
|             |     | Angela Jones        |         | 400m                | 400m               | (0:16.09)            | (0:12.01)            | (0:12.19)            | (0:12.66)            | (0:12.81)            | (0:11.90)            | (0:11.52)            |            |                           |
| 8           | 6   | LARRIKIN ROGUE      | 4       | 67.7                | 0:11.00            | 1:52.73 [8]          | 1:35.99 [7]          | 1:23.79 [7]          | 1:11.55 [7]          | 0:58.92 [7]          | 0:46.32 [7]          | 0:34.49 [7]          | 0:34.49 -5 |                           |
|             |     | Ben Thompson        |         | 400m                | 400m               | (0:16.74)            | (0:12.20)            | (0:12.24)            | (0:12.63)            | (0:12.60)            | (0:11.83)            | (0:11.21)            |            |                           |
| 9           | 10  | KUREDOR             | 7       | 66.2                | 0:11.12            | 1:52.80 [9]          | 1:35.77 [9]          | 1:23.51 [10]         | 1:11.31 [9]          | 0:58.73 [9]          | 0:46.14 [9]          | 0:34.28 [10]         | 0:34.28 -7 |                           |
|             |     | Robbie Dolan        |         | 400m                | 400m               | (0:17.03)            | (0:12.26)            | (0:12.20)            | (0:12.58)            | (0:12.59)            | (0:11.86)            | (0:11.13)            |            |                           |
| 10          | 9   | ROLLER COASTER      | 3       | 66.4                | 0:11.03            | 1:52.80 [10]         | 1:36.06 [8]          | 1:23.84 [8]          | 1:11.47 [8]          | 0:58.83 [8]          | 0:46.17 [8]          | 0:34.36 [8]          | 0:34.36 +5 |                           |
|             |     | Dylan Turner        |         | 400m                | 400m               | (0:16.74)            | (0:12.22)            | (0:12.37)            | (0:12.64)            | (0:12.66)            | (0:11.81)            | (0:11.25)            |            |                           |

Scratched: Demon Darb (#1), Aldeenaary (#12), Heyoka (#13)



Eagle Farm Professional  
Race 4: XXXX Class 6 Handicap - 1825m  
27 December 2025 - 14:04



Track Rating: Soft 5, Weather: Overcast, Rail Position: +5 metres Entire Course.

| Section     |     |                 |         |                     | Overall              | 1600m                | 1400m                | 1200m                | 1000m                | 800m                 | 600m                 | Last 600m   |         |                           |
|-------------|-----|-----------------|---------|---------------------|----------------------|----------------------|----------------------|----------------------|----------------------|----------------------|----------------------|-------------|---------|---------------------------|
| Field Times |     |                 |         |                     | 1:52.18<br>(0:16.09) | 1:36.09<br>(0:12.01) | 1:24.08<br>(0:12.19) | 1:11.89<br>(0:12.66) | 0:59.23<br>(0:12.81) | 0:46.42<br>(0:11.90) | 0:34.52<br>(0:11.45) | 0:34.52     |         |                           |
| Rank        | TAB | Horse/Jockey    | Barrier | Top Speed<br>[km/h] | Fastest<br>Section   |                      |                      |                      |                      |                      |                      |             |         | Distance<br>Travelled [m] |
| 11          | 4   | EXPRESS PAYMENT | 9       | 66.8                | 0:11.34              | 1:53.47 [11]         | 1:36.87 [6]          | 1:24.73 [6]          | 1:12.53 [5]          | 0:59.95 [5]          | 0:47.28 [6]          | 0:35.40 [6] | 0:35.40 | +9                        |
|             |     | Cobi Vitler     |         | 400m                | 400m                 | (0:16.60)            | (0:12.14)            | (0:12.20)            | (0:12.58)            | (0:12.67)            | (0:11.88)            | (0:11.41)   |         |                           |

Scratched: Demon Darb (#1), Aldeenaary (#12), Heyoka (#13)



**Eagle Farm Professional**  
**Race 4: XXXX Class 6 Handicap - 1825m**  
**27 December 2025 - 14:04**



Track Rating: Soft 5, Weather: Overcast, Rail Position: +5 metres Entire Course.

| Section<br>Field Times |                      | 400m<br>0:23.07<br>(0:11.23) |                     | 200m<br>0:11.84<br>(0:11.84) |              | Last 600m<br>0:34.52 |                           |         |    |
|------------------------|----------------------|------------------------------|---------------------|------------------------------|--------------|----------------------|---------------------------|---------|----|
| Rank                   | TAB Horse/Jockey     | Barrier                      | Top Speed<br>[km/h] | Fastest<br>Section           | Margin       |                      | Distance<br>Travelled [m] |         |    |
| 1                      | 2 ZAPHOD             | 10                           | 66.0                | 0:11.18                      | 0:23.02 [2]  | 0:11.84 [1]          | 1:52.18                   | 0:34.28 |    |
|                        | Jason Collett        |                              | 600m                | 400m                         | (0:11.18)    | (0:11.84)            |                           |         |    |
| 2                      | 3 PERFECT PLAY       | 2                            | 66.3                | 0:11.11                      | 0:23.11 [4]  | 0:12.00 [3]          | 1.57L                     | 0:34.39 | -2 |
|                        | Daniel Moor          |                              | 400m                | 400m                         | (0:11.11)    | (0:12.00)            |                           |         |    |
| 3                      | 7 LAST CHANCE SALOON | 8                            | 67.8                | 0:10.90                      | 0:22.77 [10] | 0:11.87 [7]          | 1.87L                     | 0:34.01 | +5 |
|                        | Jake Bayliss         |                              | 400m                | 400m                         | (0:10.90)    | (0:11.87)            |                           |         |    |
| 4                      | 5 NAVAL SEAL         | 5                            | 65.7                | 0:11.10                      | 0:23.15 [5]  | 0:12.05 [5]          | 2.07L                     | 0:34.49 | +5 |
|                        | Kyle Wilson-Taylor   |                              | 400m                | 400m                         | (0:11.10)    | (0:12.05)            |                           |         |    |
| 5                      | 11 MAN OF THE TOWN   | 6                            | 65.4                | 0:11.26                      | 0:23.47 [1]  | 0:12.17 [2]          | 2.38L                     | 0:34.73 | +3 |
|                        | Georgina Cartwright  |                              | 400m                | 600m                         | (0:11.30)    | (0:12.17)            |                           |         |    |
| 6                      | 14 PRINCE LEVI       | 11                           | 67.4                | 0:10.95                      | 0:22.80 [11] | 0:11.85 [10]         | 2.69L                     | 0:33.92 | +1 |
|                        | Mark Du Plessis      |                              | 600m                | 400m                         | (0:10.95)    | (0:11.85)            |                           |         |    |
| 7                      | 8 WIREWALKER         | 1                            | 64.5                | 0:11.33                      | 0:23.55 [3]  | 0:12.22 [6]          | 3.25L                     | 0:35.07 | -3 |
|                        | Angela Jones         |                              | 400m                | 400m                         | (0:11.33)    | (0:12.22)            |                           |         |    |
| 8                      | 6 LARRIKIN ROGUE     | 4                            | 67.7                | 0:11.00                      | 0:23.28 [6]  | 0:12.28 [4]          | 3.29L                     | 0:34.49 | -5 |
|                        | Ben Thompson         |                              | 400m                | 400m                         | (0:11.00)    | (0:12.28)            |                           |         |    |
| 9                      | 10 KUREDOR           | 7                            | 66.2                | 0:11.12                      | 0:23.15 [8]  | 0:12.03 [9]          | 3.64L                     | 0:34.28 | -7 |
|                        | Robbie Dolan         |                              | 400m                | 400m                         | (0:11.12)    | (0:12.03)            |                           |         |    |
| 10                     | 9 ROLLER COASTER     | 3                            | 66.4                | 0:11.03                      | 0:23.11 [9]  | 0:12.08 [8]          | 3.66L                     | 0:34.36 | +5 |
|                        | Dylan Turner         |                              | 400m                | 400m                         | (0:11.03)    | (0:12.08)            |                           |         |    |

Scratched: Demon Darb (#1), Aldeenaary (#12), Heyoka (#13)



Eagle Farm Professional  
Race 4: XXXX Class 6 Handicap - 1825m  
27 December 2025 - 14:04



Track Rating: Soft 5, Weather: Overcast, Rail Position: +5 metres Entire Course.

| Section     |                   | 400m                 |                     | 200m                 |             | Last 600m    |                           |
|-------------|-------------------|----------------------|---------------------|----------------------|-------------|--------------|---------------------------|
| Field Times |                   | 0:23.07<br>(0:11.23) |                     | 0:11.84<br>(0:11.84) |             | 0:34.52      |                           |
| Rank        | TAB Horse/Jockey  | Barrier              | Top Speed<br>[km/h] | Fastest<br>Section   | Margin      |              | Distance<br>Travelled [m] |
| 11          | 4 EXPRESS PAYMENT | 9                    | 66.8                | 0:11.34              | 0:23.99 [7] | 0:12.65 [11] | 7.6L                      |
|             | Cobi Vitler       |                      | 400m                | 400m                 | (0:11.34)   | (0:12.65)    |                           |
|             |                   |                      |                     |                      |             | 0:35.40      | +9                        |

Scratched: Demon Darb (#1), Aldeenaary (#12), Heyoka (#13)



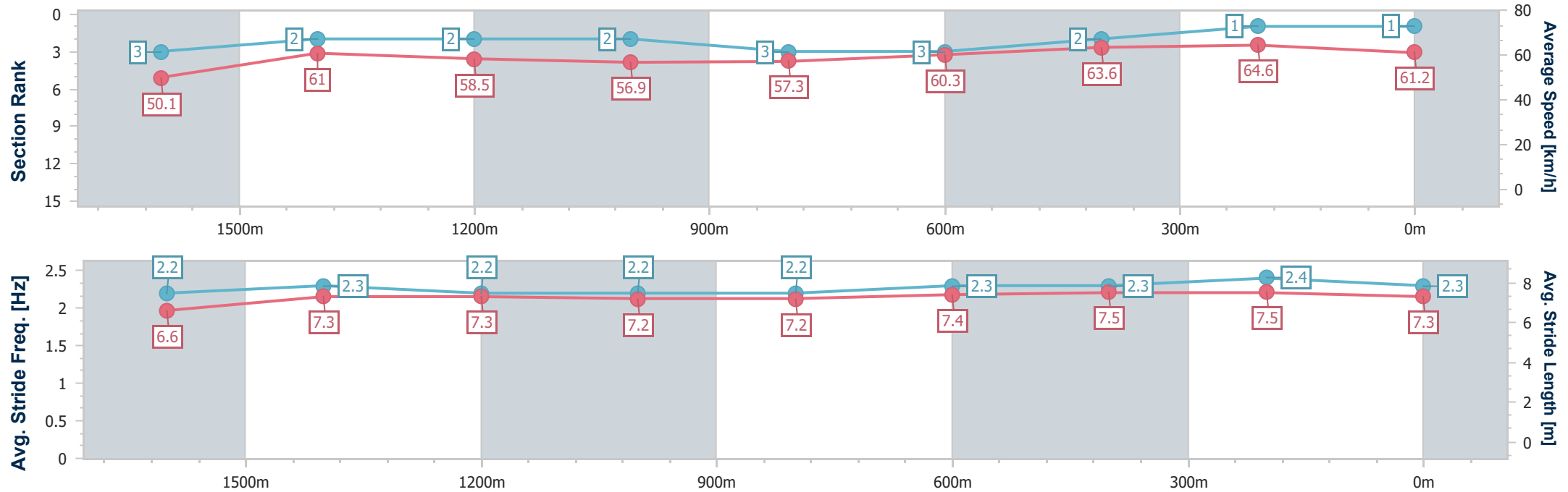
|                                |                |
|--------------------------------|----------------|
| Horse/Jockey Name              | Zaphod         |
| Final Rank                     | 1              |
| Fastest Section Time (Section) | 0:11.18 (400m) |
| Top Speed [km/h] (Section)     | 66.0 (600m)    |
| Race State                     | Finished       |



Eagle Farm Professional  
Race 4: XXXX Class 6 Handicap - 1825m  
27 December 2025 - 14:04  
Track Rating: Soft 5, Weather: Overcast, Rail Position: +5 metres  
Entire Course.



| Section                | Overall                  | 1600m                    | 1400m                    | 1200m                    | 1000m                    | 800m                     | 600m                     | 400m                     | 200m                     |  |  |  |  |
|------------------------|--------------------------|--------------------------|--------------------------|--------------------------|--------------------------|--------------------------|--------------------------|--------------------------|--------------------------|--|--|--|--|
| Section Times          | 1:52.18 [1]<br>(0:16.30) | 1:35.88 [3]<br>(0:11.91) | 1:23.97 [2]<br>(0:12.37) | 1:11.60 [2]<br>(0:12.69) | 0:58.91 [2]<br>(0:12.70) | 0:46.21 [3]<br>(0:11.93) | 0:34.28 [3]<br>(0:11.26) | 0:23.02 [2]<br>(0:11.18) | 0:11.84 [1]<br>(0:11.84) |  |  |  |  |
| Average Speed [km/h]   | 50.1                     | 61.0                     | 58.5                     | 56.9                     | 57.3                     | 60.3                     | 63.6                     | 64.6                     | 61.2                     |  |  |  |  |
| Top Speed [km/h]       | 61.1                     | 62.6                     | 60.1                     | 57.6                     | 58.5                     | 61.2                     | 66.0                     | 65.6                     | 63.1                     |  |  |  |  |
| Avg. Dist. to Rail [m] | 3.7                      | 3.0                      | 3.2                      | 3.0                      | 2.3                      | 0.6                      | 0.9                      | 2.2                      | 0.8                      |  |  |  |  |
| Avg. Stride Freq. [Hz] | 2.2                      | 2.3                      | 2.2                      | 2.2                      | 2.2                      | 2.3                      | 2.3                      | 2.4                      | 2.3                      |  |  |  |  |
| Avg. Stride Length [m] | 6.6                      | 7.3                      | 7.3                      | 7.2                      | 7.2                      | 7.4                      | 7.5                      | 7.5                      | 7.3                      |  |  |  |  |



[ ] Ranking at each section and finish  
- - - - No data available at this section  
NA No data available



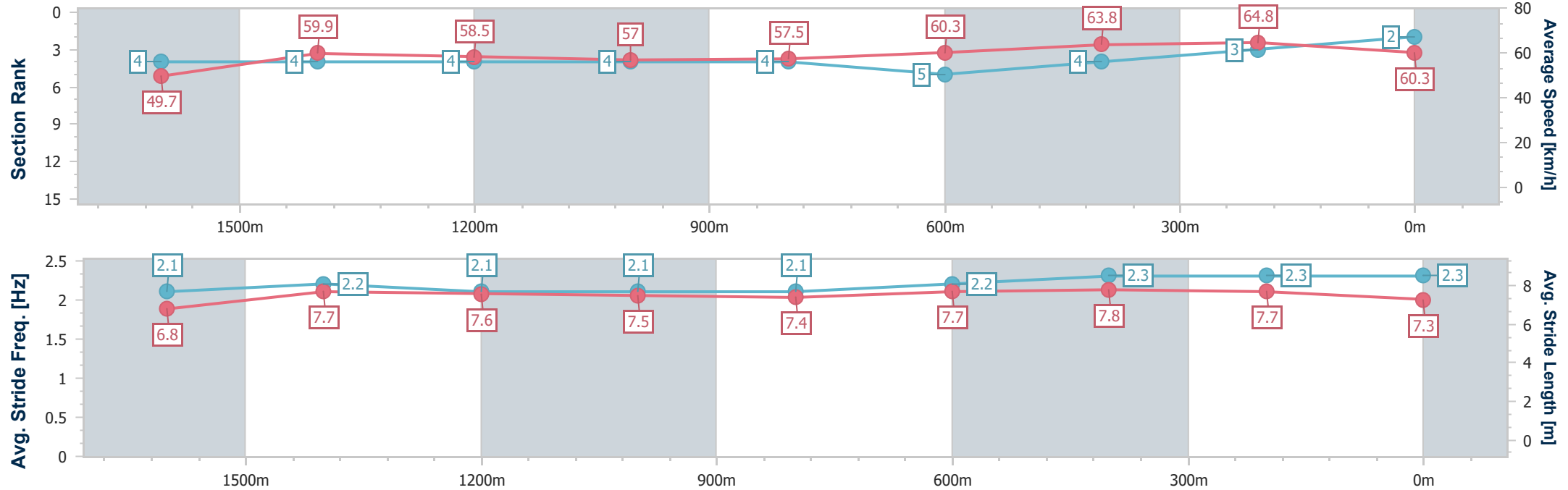
|                                |                |
|--------------------------------|----------------|
| Horse/Jockey Name              | Perfect Play   |
| Final Rank                     | 2              |
| Fastest Section Time (Section) | 0:11.11 (400m) |
| Top Speed [km/h] (Section)     | 66.3 (400m)    |
| Race State                     | Finished       |



Eagle FarmProfessional  
Race 4: XXXX Class 6 Handicap - 1825m  
27 December 2025 - 14:04  
Track Rating: Soft 5, Weather: Overcast, Rail Position: +5 metres  
Entire Course.



| Section                | Overall                  | 1600m                    | 1400m                    | 1200m                    | 1000m                    | 800m                     | 600m                     | 400m                     | 200m                     |  |  |  |  |
|------------------------|--------------------------|--------------------------|--------------------------|--------------------------|--------------------------|--------------------------|--------------------------|--------------------------|--------------------------|--|--|--|--|
| Section Times          | 1:52.44 [2]<br>(0:16.39) | 1:36.05 [4]<br>(0:12.12) | 1:23.93 [4]<br>(0:12.32) | 1:11.61 [4]<br>(0:12.68) | 0:58.93 [4]<br>(0:12.58) | 0:46.35 [4]<br>(0:11.96) | 0:34.39 [5]<br>(0:11.28) | 0:23.11 [4]<br>(0:11.11) | 0:12.00 [3]<br>(0:12.00) |  |  |  |  |
| Average Speed [km/h]   | 49.7                     | 59.9                     | 58.5                     | 57.0                     | 57.5                     | 60.3                     | 63.8                     | 64.8                     | 60.3                     |  |  |  |  |
| Top Speed [km/h]       | 61.6                     | 60.9                     | 60.9                     | 57.8                     | 59.3                     | 62.8                     | 65.6                     | 66.3                     | 63.4                     |  |  |  |  |
| Avg. Dist. to Rail [m] | 1.4                      | 1.7                      | 1.6                      | 1.9                      | 1.6                      | 0.7                      | 0.3                      | 0.9                      | 2.8                      |  |  |  |  |
| Avg. Stride Freq. [Hz] | 2.1                      | 2.2                      | 2.1                      | 2.1                      | 2.1                      | 2.2                      | 2.3                      | 2.3                      | 2.3                      |  |  |  |  |
| Avg. Stride Length [m] | 6.8                      | 7.7                      | 7.6                      | 7.5                      | 7.4                      | 7.7                      | 7.8                      | 7.7                      | 7.3                      |  |  |  |  |



[ ] Ranking at each section and finish  
-.-.- No data available at this section  
NA No data available





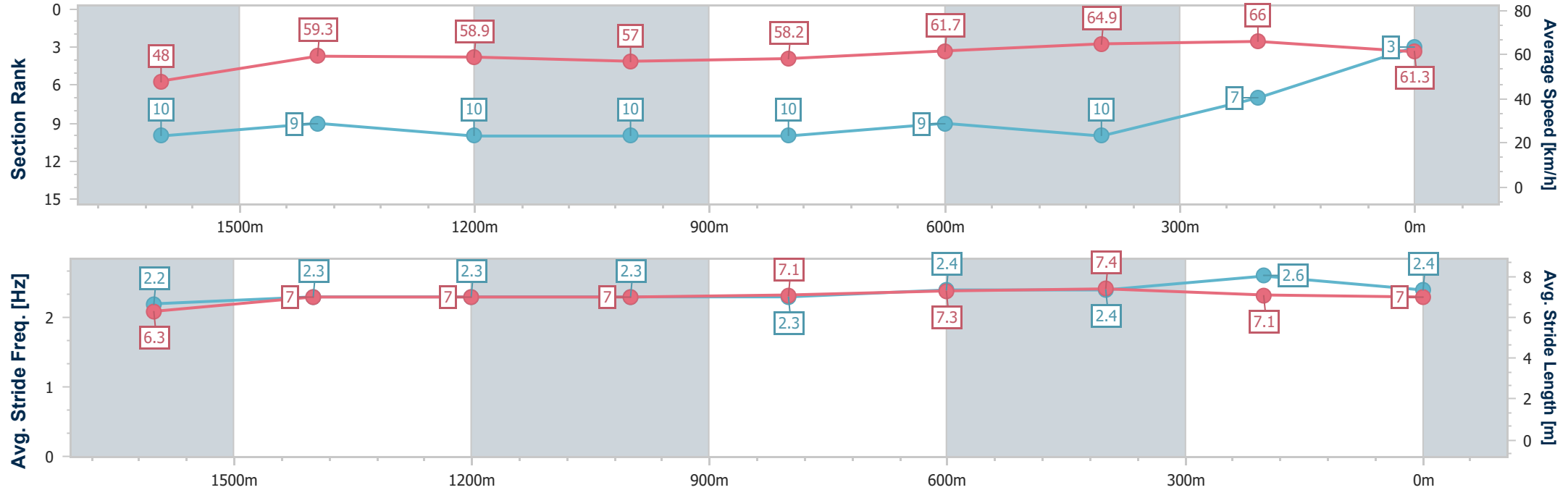
|                                |                    |
|--------------------------------|--------------------|
| Horse/Jockey Name              | Last Chance Saloon |
| Final Rank                     | 3                  |
| Fastest Section Time (Section) | 0:10.90 (400m)     |
| Top Speed [km/h] (Section)     | 67.8 (400m)        |
| Race State                     | Finished           |



Eagle Farm Professional  
Race 4: XXXX Class 6 Handicap - 1825m  
27 December 2025 - 14:04  
Track Rating: Soft 5, Weather: Overcast, Rail Position: +5 metres Entire Course.



| Section                | Overall                  | 1600m                     | 1400m                    | 1200m                     | 1000m                     | 800m                      | 600m                     | 400m                      | 200m                     |  |  |  |  |
|------------------------|--------------------------|---------------------------|--------------------------|---------------------------|---------------------------|---------------------------|--------------------------|---------------------------|--------------------------|--|--|--|--|
| Section Times          | 1:52.49 [3]<br>(0:17.04) | 1:35.45 [10]<br>(0:12.22) | 1:23.23 [9]<br>(0:12.27) | 1:10.96 [10]<br>(0:12.64) | 0:58.32 [10]<br>(0:12.54) | 0:45.78 [10]<br>(0:11.77) | 0:34.01 [9]<br>(0:11.24) | 0:22.77 [10]<br>(0:10.90) | 0:11.87 [7]<br>(0:11.87) |  |  |  |  |
| Average Speed [km/h]   | 48.0                     | 59.3                      | 58.9                     | 57.0                      | 58.2                      | 61.7                      | 64.9                     | 66.0                      | 61.3                     |  |  |  |  |
| Top Speed [km/h]       | 60.2                     | 59.6                      | 60.3                     | 58.7                      | 60.4                      | 63.8                      | 67.2                     | 67.8                      | 63.7                     |  |  |  |  |
| Avg. Dist. to Rail [m] | 3.9                      | 1.2                       | 1.7                      | 2.5                       | 2.8                       | 2.6                       | 2.7                      | 8.3                       | 7.3                      |  |  |  |  |
| Avg. Stride Freq. [Hz] | 2.2                      | 2.3                       | 2.3                      | 2.3                       | 2.3                       | 2.4                       | 2.4                      | 2.6                       | 2.4                      |  |  |  |  |
| Avg. Stride Length [m] | 6.3                      | 7.0                       | 7.0                      | 7.0                       | 7.1                       | 7.3                       | 7.4                      | 7.1                       | 7.0                      |  |  |  |  |



[ ] Ranking at each section and finish  
-.-.- No data available at this section  
NA No data available



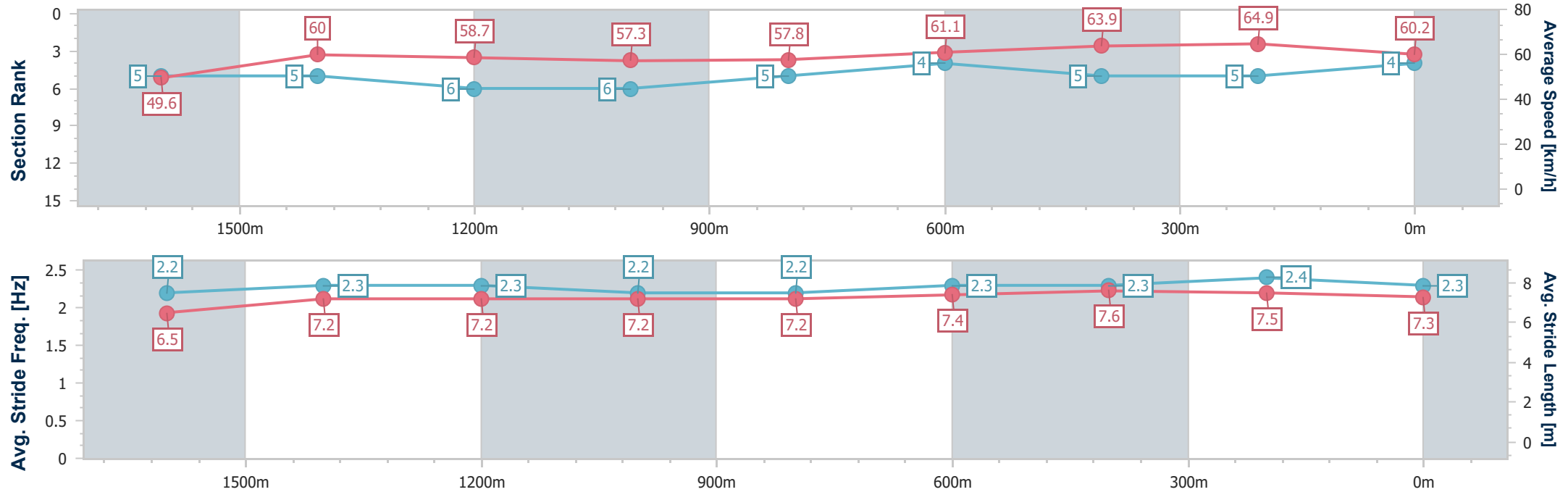
|                                |                |
|--------------------------------|----------------|
| Horse/Jockey Name              | Naval Seal     |
| Final Rank                     | 4              |
| Fastest Section Time (Section) | 0:11.10 (400m) |
| Top Speed [km/h] (Section)     | 65.7 (400m)    |
| Race State                     | Finished       |



Eagle FarmProfessional  
Race 4: XXXX Class 6 Handicap - 1825m  
27 December 2025 - 14:04  
Track Rating: Soft 5, Weather: Overcast, Rail Position: +5 metres  
Entire Course.



| Section                | Overall                  | 1600m                    | 1400m                    | 1200m                    | 1000m                    | 800m                     | 600m                     | 400m                     | 200m                     |  |  |  |  |
|------------------------|--------------------------|--------------------------|--------------------------|--------------------------|--------------------------|--------------------------|--------------------------|--------------------------|--------------------------|--|--|--|--|
| Section Times          | 1:52.53 [4]<br>(0:16.52) | 1:36.01 [5]<br>(0:12.13) | 1:23.88 [5]<br>(0:12.32) | 1:11.56 [6]<br>(0:12.59) | 0:58.97 [6]<br>(0:12.61) | 0:46.36 [5]<br>(0:11.87) | 0:34.49 [4]<br>(0:11.34) | 0:23.15 [5]<br>(0:11.10) | 0:12.05 [5]<br>(0:12.05) |  |  |  |  |
| Average Speed [km/h]   | 49.6                     | 60.0                     | 58.7                     | 57.3                     | 57.8                     | 61.1                     | 63.9                     | 64.9                     | 60.2                     |  |  |  |  |
| Top Speed [km/h]       | 60.9                     | 60.9                     | 60.1                     | 57.9                     | 58.8                     | 62.3                     | 65.3                     | 65.7                     | 63.0                     |  |  |  |  |
| Avg. Dist. to Rail [m] | 3.2                      | 3.2                      | 3.4                      | 3.6                      | 2.6                      | 1.1                      | 1.5                      | 4.3                      | 5.1                      |  |  |  |  |
| Avg. Stride Freq. [Hz] | 2.2                      | 2.3                      | 2.3                      | 2.2                      | 2.2                      | 2.3                      | 2.3                      | 2.4                      | 2.3                      |  |  |  |  |
| Avg. Stride Length [m] | 6.5                      | 7.2                      | 7.2                      | 7.2                      | 7.2                      | 7.4                      | 7.6                      | 7.5                      | 7.3                      |  |  |  |  |



[ ] Ranking at each section and finish  
-.-.- No data available at this section  
NA No data available



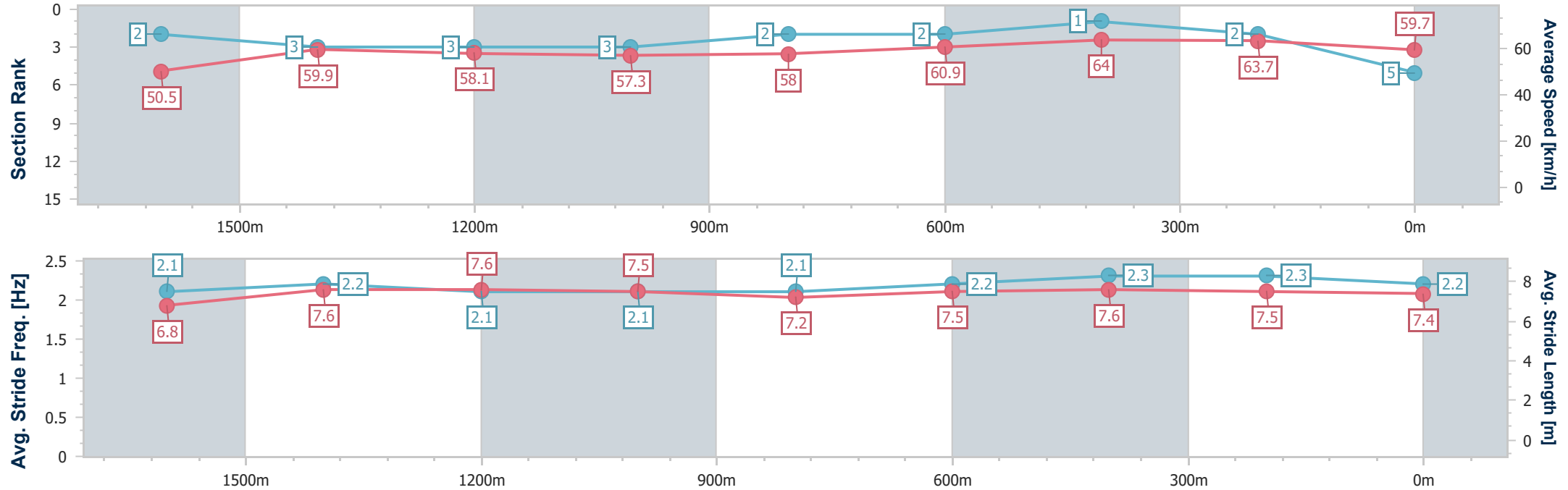
|                                |                 |
|--------------------------------|-----------------|
| Horse/Jockey Name              | Man Of The Town |
| Final Rank                     | 5               |
| Fastest Section Time (Section) | 0:11.26 (600m)  |
| Top Speed [km/h] (Section)     | 65.4 (400m)     |
| Race State                     | Finished        |



Eagle Farm Professional  
Race 4: XXXX Class 6 Handicap - 1825m  
27 December 2025 - 14:04  
Track Rating: Soft 5, Weather: Overcast, Rail Position: +5 metres Entire Course.



| Section                | Overall                  | 1600m                    | 1400m                    | 1200m                    | 1000m                    | 800m                     | 600m                     | 400m                     | 200m                     |  |  |  |  |
|------------------------|--------------------------|--------------------------|--------------------------|--------------------------|--------------------------|--------------------------|--------------------------|--------------------------|--------------------------|--|--|--|--|
| Section Times          | 1:52.58 [5]<br>(0:16.20) | 1:36.38 [2]<br>(0:12.10) | 1:24.28 [3]<br>(0:12.41) | 1:11.87 [3]<br>(0:12.60) | 0:59.27 [3]<br>(0:12.63) | 0:46.64 [2]<br>(0:11.91) | 0:34.73 [2]<br>(0:11.26) | 0:23.47 [1]<br>(0:11.30) | 0:12.17 [2]<br>(0:12.17) |  |  |  |  |
| Average Speed [km/h]   | 50.5                     | 59.9                     | 58.1                     | 57.3                     | 58.0                     | 60.9                     | 64.0                     | 63.7                     | 59.7                     |  |  |  |  |
| Top Speed [km/h]       | 60.0                     | 60.3                     | 59.3                     | 58.1                     | 60.5                     | 63.3                     | 64.5                     | 65.4                     | 61.8                     |  |  |  |  |
| Avg. Dist. to Rail [m] | 3.1                      | 2.2                      | 2.8                      | 3.2                      | 3.3                      | 1.7                      | 0.6                      | 2.8                      | 1.7                      |  |  |  |  |
| Avg. Stride Freq. [Hz] | 2.1                      | 2.2                      | 2.1                      | 2.1                      | 2.1                      | 2.2                      | 2.3                      | 2.3                      | 2.2                      |  |  |  |  |
| Avg. Stride Length [m] | 6.8                      | 7.6                      | 7.6                      | 7.5                      | 7.2                      | 7.5                      | 7.6                      | 7.5                      | 7.4                      |  |  |  |  |



[ ] Ranking at each section and finish  
-.-.- No data available at this section  
NA No data available



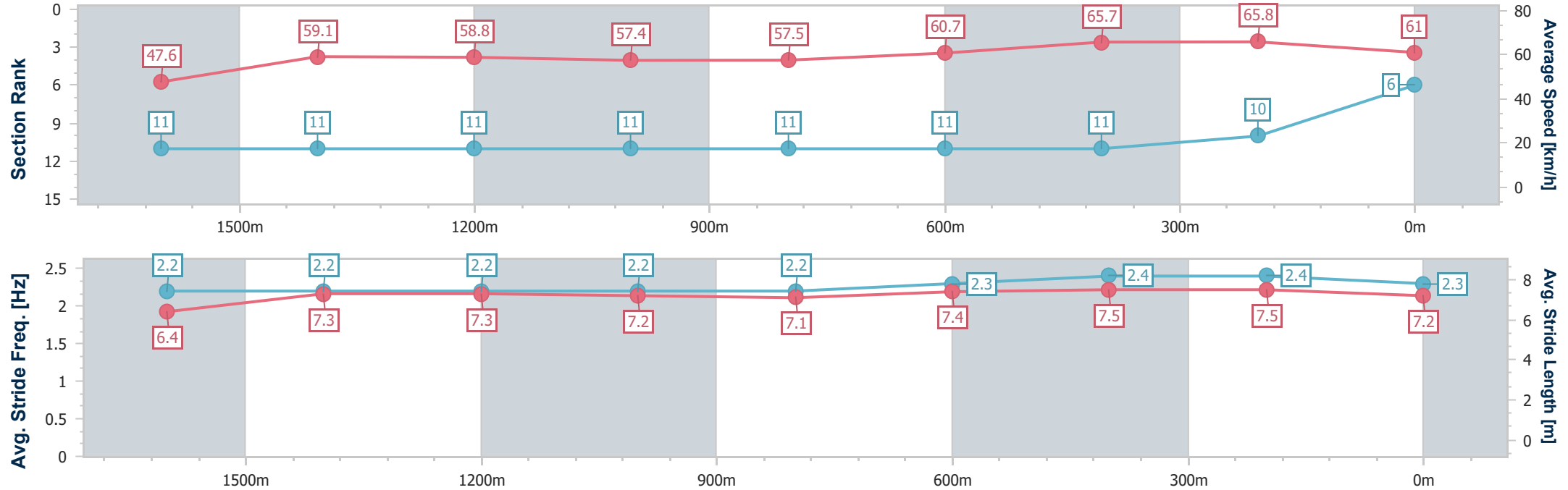
|                                |                |
|--------------------------------|----------------|
| Horse/Jockey Name              | Prince Levi    |
| Final Rank                     | 6              |
| Fastest Section Time (Section) | 0:10.95 (400m) |
| Top Speed [km/h] (Section)     | 67.4 (600m)    |
| Race State                     | Finished       |



Eagle Farm Professional  
Race 4: XXXX Class 6 Handicap - 1825m  
27 December 2025 - 14:04  
Track Rating: Soft 5, Weather: Overcast, Rail Position: +5 metres  
Entire Course.



| Section                | Overall                  | 1600m                     | 1400m                     | 1200m                     | 1000m                     | 800m                      | 600m                      | 400m                      | 200m                      |  |  |  |  |
|------------------------|--------------------------|---------------------------|---------------------------|---------------------------|---------------------------|---------------------------|---------------------------|---------------------------|---------------------------|--|--|--|--|
| Section Times          | 1:52.63 [6]<br>(0:17.22) | 1:35.41 [11]<br>(0:12.22) | 1:23.19 [11]<br>(0:12.25) | 1:10.94 [11]<br>(0:12.54) | 0:58.40 [11]<br>(0:12.67) | 0:45.73 [11]<br>(0:11.81) | 0:33.92 [11]<br>(0:11.12) | 0:22.80 [11]<br>(0:10.95) | 0:11.85 [10]<br>(0:11.85) |  |  |  |  |
| Average Speed [km/h]   | 47.6                     | 59.1                      | 58.8                      | 57.4                      | 57.5                      | 60.7                      | 65.7                      | 65.8                      | 61.0                      |  |  |  |  |
| Top Speed [km/h]       | 59.4                     | 60.8                      | 60.9                      | 58.8                      | 59.6                      | 63.4                      | 67.4                      | 67.4                      | 63.9                      |  |  |  |  |
| Avg. Dist. to Rail [m] | 4.9                      | 0.3                       | 0.9                       | 1.5                       | 1.7                       | 0.6                       | 2.7                       | 7.0                       | 5.7                       |  |  |  |  |
| Avg. Stride Freq. [Hz] | 2.2                      | 2.2                       | 2.2                       | 2.2                       | 2.2                       | 2.3                       | 2.4                       | 2.4                       | 2.3                       |  |  |  |  |
| Avg. Stride Length [m] | 6.4                      | 7.3                       | 7.3                       | 7.2                       | 7.1                       | 7.4                       | 7.5                       | 7.5                       | 7.2                       |  |  |  |  |



[ ] Ranking at each section and finish  
- - - - No data available at this section  
NA No data available



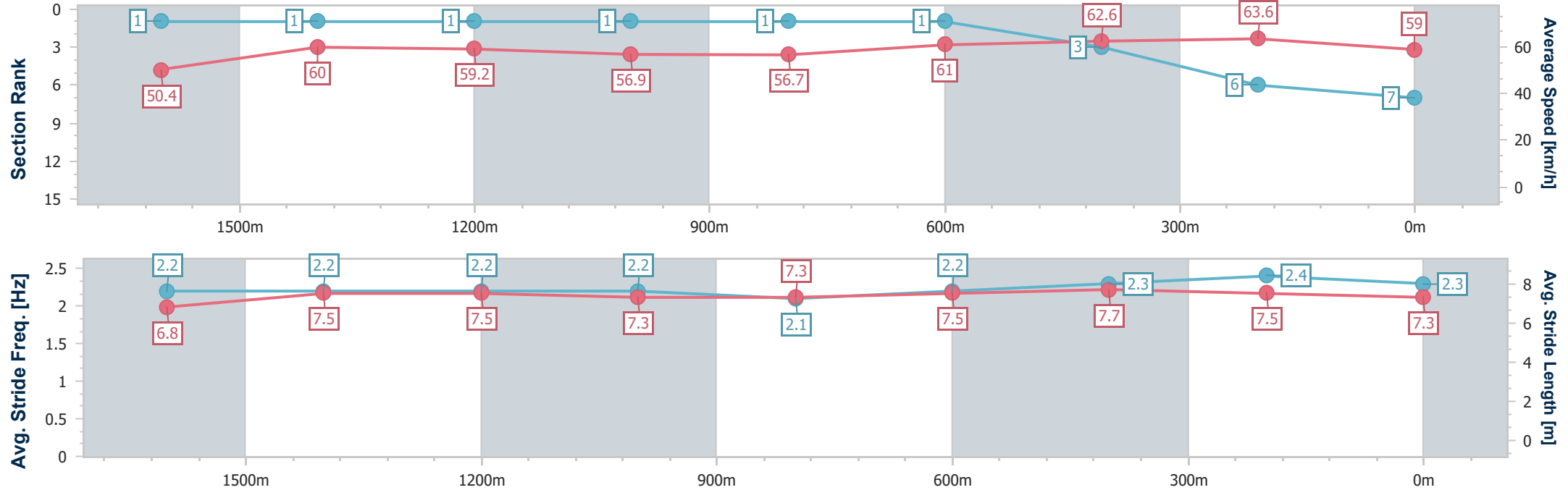
|                                |                |
|--------------------------------|----------------|
| Horse/Jockey Name              | Wirewalker     |
| Final Rank                     | 7              |
| Fastest Section Time (Section) | 0:11.33 (400m) |
| Top Speed [km/h] (Section)     | 64.5 (400m)    |
| Race State                     | Finished       |



Eagle Farm Professional  
Race 4: XXXX Class 6 Handicap - 1825m  
27 December 2025 - 14:04  
Track Rating: Soft 5, Weather: Overcast, Rail Position: +5 metres  
Entire Course.



| Section                | Overall                  | 1600m                    | 1400m                    | 1200m                    | 1000m                    | 800m                     | 600m                     | 400m                     | 200m                     |  |  |  |  |
|------------------------|--------------------------|--------------------------|--------------------------|--------------------------|--------------------------|--------------------------|--------------------------|--------------------------|--------------------------|--|--|--|--|
| Section Times          | 1:52.73 [7]<br>(0:16.09) | 1:36.64 [1]<br>(0:12.01) | 1:24.63 [1]<br>(0:12.19) | 1:12.44 [1]<br>(0:12.66) | 0:59.78 [1]<br>(0:12.81) | 0:46.97 [1]<br>(0:11.90) | 0:35.07 [1]<br>(0:11.52) | 0:23.55 [3]<br>(0:11.33) | 0:12.22 [6]<br>(0:12.22) |  |  |  |  |
| Average Speed [km/h]   | 50.4                     | 60.0                     | 59.2                     | 56.9                     | 56.7                     | 61.0                     | 62.6                     | 63.6                     | 59.0                     |  |  |  |  |
| Top Speed [km/h]       | 60.0                     | 61.5                     | 61.1                     | 58.7                     | 57.4                     | 62.2                     | 64.3                     | 64.5                     | 61.9                     |  |  |  |  |
| Avg. Dist. to Rail [m] | 0.7                      | 1.0                      | 1.6                      | 2.0                      | 1.8                      | 1.1                      | 0.7                      | 1.9                      | 1.8                      |  |  |  |  |
| Avg. Stride Freq. [Hz] | 2.2                      | 2.2                      | 2.2                      | 2.2                      | 2.1                      | 2.2                      | 2.3                      | 2.4                      | 2.3                      |  |  |  |  |
| Avg. Stride Length [m] | 6.8                      | 7.5                      | 7.5                      | 7.3                      | 7.3                      | 7.5                      | 7.7                      | 7.5                      | 7.3                      |  |  |  |  |



[ ] Ranking at each section and finish  
-.-.- No data available at this section  
NA No data available



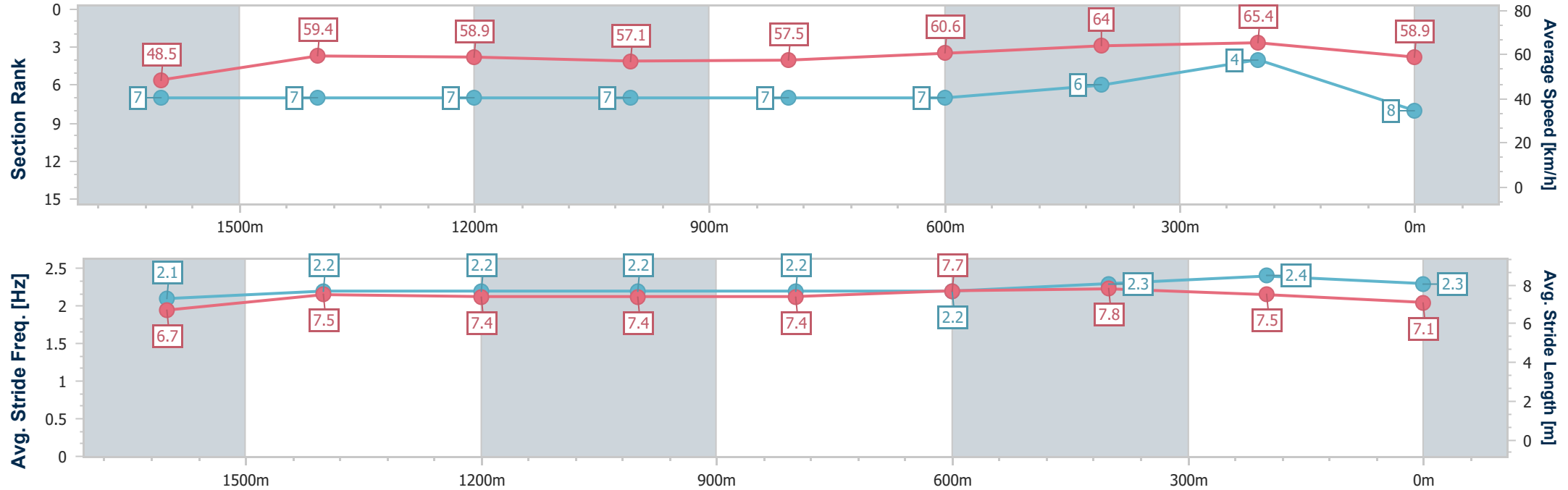
|                                |                |
|--------------------------------|----------------|
| Horse/Jockey Name              | Larrikin Rogue |
| Final Rank                     | 8              |
| Fastest Section Time (Section) | 0:11.00 (400m) |
| Top Speed [km/h] (Section)     | 67.7 (400m)    |
| Race State                     | Finished       |



Eagle Farm Professional  
Race 4: XXXX Class 6 Handicap - 1825m  
27 December 2025 - 14:04  
Track Rating: Soft 5, Weather: Overcast, Rail Position: +5 metres Entire Course.



| Section                | Overall                  | 1600m                    | 1400m                    | 1200m                    | 1000m                    | 800m                     | 600m                     | 400m                     | 200m                     |  |  |  |  |
|------------------------|--------------------------|--------------------------|--------------------------|--------------------------|--------------------------|--------------------------|--------------------------|--------------------------|--------------------------|--|--|--|--|
| Section Times          | 1:52.73 [8]<br>(0:16.74) | 1:35.99 [7]<br>(0:12.20) | 1:23.79 [7]<br>(0:12.24) | 1:11.55 [7]<br>(0:12.63) | 0:58.92 [7]<br>(0:12.60) | 0:46.32 [7]<br>(0:11.83) | 0:34.49 [7]<br>(0:11.21) | 0:23.28 [6]<br>(0:11.00) | 0:12.28 [4]<br>(0:12.28) |  |  |  |  |
| Average Speed [km/h]   | 48.5                     | 59.4                     | 58.9                     | 57.1                     | 57.5                     | 60.6                     | 64.0                     | 65.4                     | 58.9                     |  |  |  |  |
| Top Speed [km/h]       | 58.9                     | 60.3                     | 61.5                     | 58.0                     | 59.2                     | 63.2                     | 65.0                     | 67.7                     | 63.4                     |  |  |  |  |
| Avg. Dist. to Rail [m] | 1.4                      | 1.3                      | 1.4                      | 2.3                      | 1.5                      | 0.7                      | 1.5                      | 3.6                      | 4.7                      |  |  |  |  |
| Avg. Stride Freq. [Hz] | 2.1                      | 2.2                      | 2.2                      | 2.2                      | 2.2                      | 2.2                      | 2.3                      | 2.4                      | 2.3                      |  |  |  |  |
| Avg. Stride Length [m] | 6.7                      | 7.5                      | 7.4                      | 7.4                      | 7.4                      | 7.7                      | 7.8                      | 7.5                      | 7.1                      |  |  |  |  |



[ ] Ranking at each section and finish  
-.-.- No data available at this section  
NA No data available



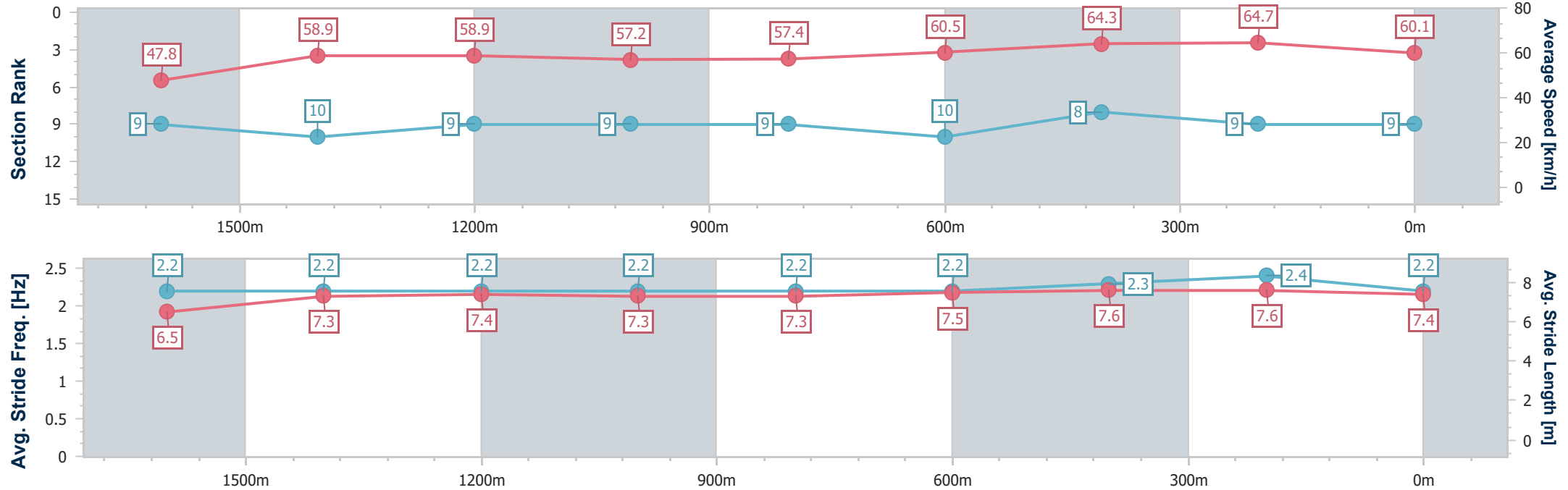
|                                |                |
|--------------------------------|----------------|
| Horse/Jockey Name              | Kureder        |
| Final Rank                     | 9              |
| Fastest Section Time (Section) | 0:11.12 (400m) |
| Top Speed [km/h] (Section)     | 66.2 (400m)    |
| Race State                     | Finished       |



Eagle FarmProfessional  
Race 4: XXXX Class 6 Handicap - 1825m  
27 December 2025 - 14:04  
Track Rating: Soft 5, Weather: Overcast, Rail Position: +5 metres  
Entire Course.



| Section                | Overall                  | 1600m                    | 1400m                     | 1200m                    | 1000m                    | 800m                     | 600m                      | 400m                     | 200m                     |  |  |  |  |
|------------------------|--------------------------|--------------------------|---------------------------|--------------------------|--------------------------|--------------------------|---------------------------|--------------------------|--------------------------|--|--|--|--|
| Section Times          | 1:52.80 [9]<br>(0:17.03) | 1:35.77 [9]<br>(0:12.26) | 1:23.51 [10]<br>(0:12.20) | 1:11.31 [9]<br>(0:12.58) | 0:58.73 [9]<br>(0:12.59) | 0:46.14 [9]<br>(0:11.86) | 0:34.28 [10]<br>(0:11.13) | 0:23.15 [8]<br>(0:11.12) | 0:12.03 [9]<br>(0:12.03) |  |  |  |  |
| Average Speed [km/h]   | 47.8                     | 58.9                     | 58.9                      | 57.2                     | 57.4                     | 60.5                     | 64.3                      | 64.7                     | 60.1                     |  |  |  |  |
| Top Speed [km/h]       | 58.8                     | 59.3                     | 60.3                      | 59.1                     | 59.9                     | 62.2                     | 65.3                      | 66.2                     | 63.4                     |  |  |  |  |
| Avg. Dist. to Rail [m] | 2.9                      | 0.4                      | 0.8                       | 1.6                      | 0.9                      | 1.2                      | 1.3                       | 2.7                      | 4.9                      |  |  |  |  |
| Avg. Stride Freq. [Hz] | 2.2                      | 2.2                      | 2.2                       | 2.2                      | 2.2                      | 2.2                      | 2.3                       | 2.4                      | 2.2                      |  |  |  |  |
| Avg. Stride Length [m] | 6.5                      | 7.3                      | 7.4                       | 7.3                      | 7.3                      | 7.5                      | 7.6                       | 7.6                      | 7.4                      |  |  |  |  |





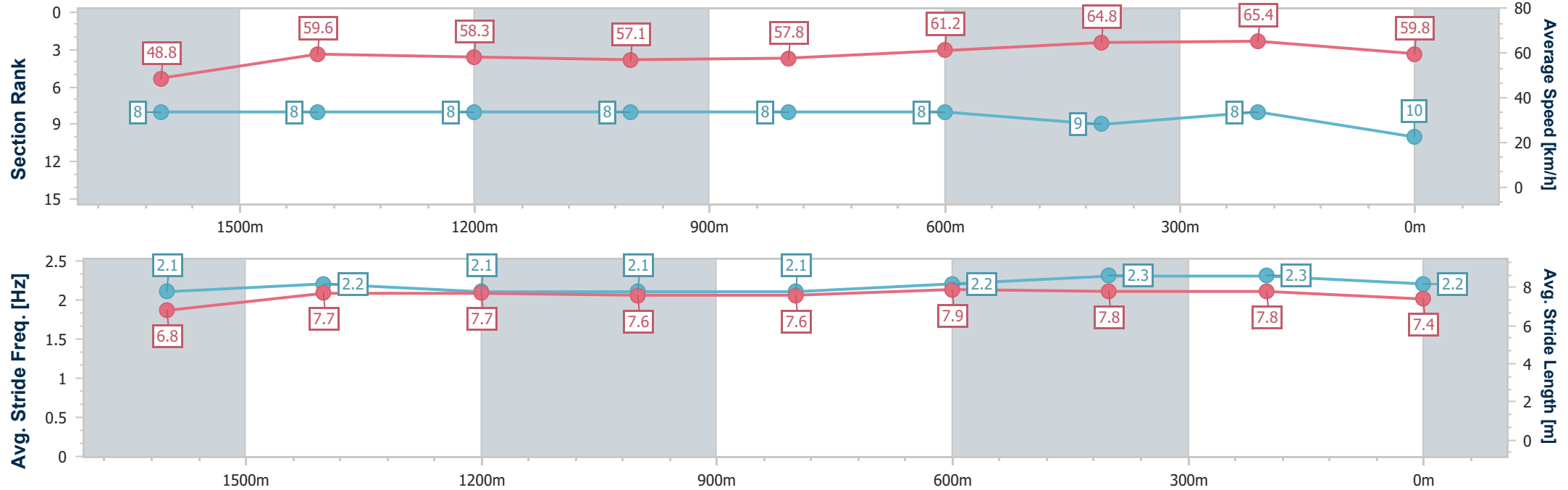
|                                |                |
|--------------------------------|----------------|
| Horse/Jockey Name              | Roller Coaster |
| Final Rank                     | 10             |
| Fastest Section Time (Section) | 0:11.03 (400m) |
| Top Speed [km/h] (Section)     | 66.4 (400m)    |
| Race State                     | Finished       |



Eagle FarmProfessional  
Race 4: XXXX Class 6 Handicap - 1825m  
27 December 2025 - 14:04  
Track Rating: Soft 5, Weather: Overcast, Rail Position: +5 metres  
Entire Course.



| Section                | Overall                   | 1600m                    | 1400m                    | 1200m                    | 1000m                    | 800m                     | 600m                     | 400m                     | 200m                     |  |  |  |  |
|------------------------|---------------------------|--------------------------|--------------------------|--------------------------|--------------------------|--------------------------|--------------------------|--------------------------|--------------------------|--|--|--|--|
| Section Times          | 1:52.80 [10]<br>(0:16.74) | 1:36.06 [8]<br>(0:12.22) | 1:23.84 [8]<br>(0:12.37) | 1:11.47 [8]<br>(0:12.64) | 0:58.83 [8]<br>(0:12.66) | 0:46.17 [8]<br>(0:11.81) | 0:34.36 [8]<br>(0:11.25) | 0:23.11 [9]<br>(0:11.03) | 0:12.08 [8]<br>(0:12.08) |  |  |  |  |
| Average Speed [km/h]   | 48.8                      | 59.6                     | 58.3                     | 57.1                     | 57.8                     | 61.2                     | 64.8                     | 65.4                     | 59.8                     |  |  |  |  |
| Top Speed [km/h]       | 59.0                      | 60.2                     | 60.1                     | 57.9                     | 59.9                     | 62.9                     | 65.7                     | 66.4                     | 63.4                     |  |  |  |  |
| Avg. Dist. to Rail [m] | 2.5                       | 2.8                      | 3.3                      | 3.9                      | 2.9                      | 1.1                      | 2.6                      | 7.8                      | 7.4                      |  |  |  |  |
| Avg. Stride Freq. [Hz] | 2.1                       | 2.2                      | 2.1                      | 2.1                      | 2.1                      | 2.2                      | 2.3                      | 2.3                      | 2.2                      |  |  |  |  |
| Avg. Stride Length [m] | 6.8                       | 7.7                      | 7.7                      | 7.6                      | 7.6                      | 7.9                      | 7.8                      | 7.8                      | 7.4                      |  |  |  |  |



[ ] Ranking at each section and finish  
-.-.- No data available at this section  
NA No data available





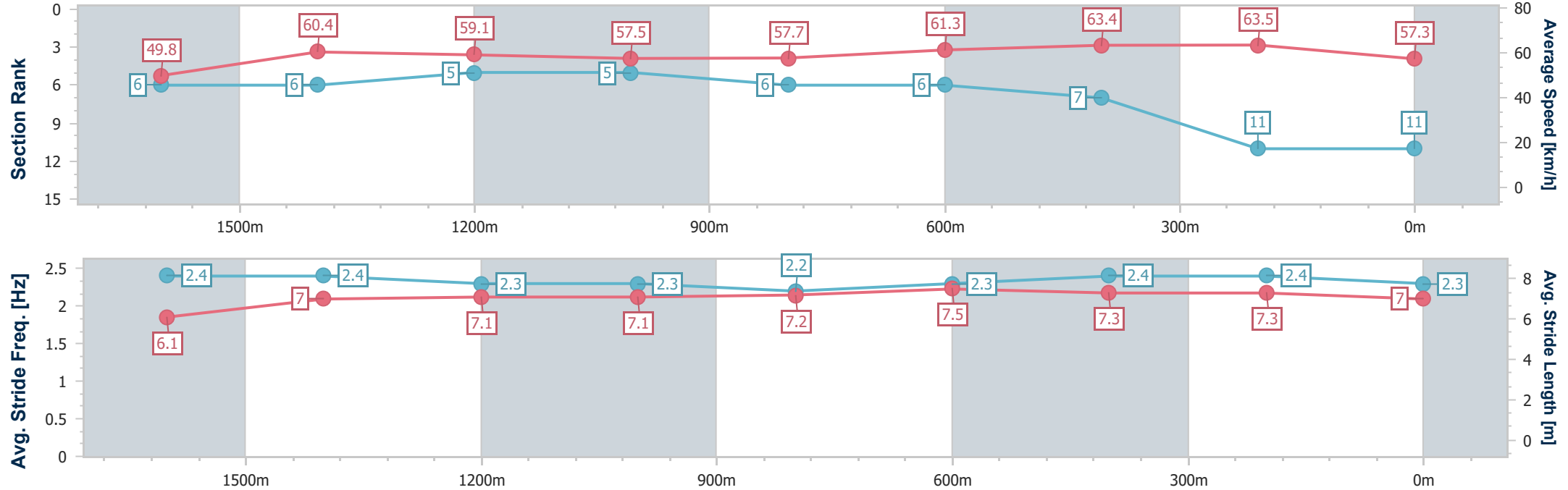
|                                |                 |
|--------------------------------|-----------------|
| Horse/Jockey Name              | Express Payment |
| Final Rank                     | 11              |
| Fastest Section Time (Section) | 0:11.34 (400m)  |
| Top Speed [km/h] (Section)     | 66.8 (400m)     |
| Race State                     | Finished        |



Eagle Farm Professional  
Race 4: XXXX Class 6 Handicap - 1825m  
27 December 2025 - 14:04  
Track Rating: Soft 5, Weather: Overcast, Rail Position: +5 metres  
Entire Course.



| Section                | Overall                   | 1600m                    | 1400m                    | 1200m                    | 1000m                    | 800m                     | 600m                     | 400m                     | 200m                      |  |  |  |  |
|------------------------|---------------------------|--------------------------|--------------------------|--------------------------|--------------------------|--------------------------|--------------------------|--------------------------|---------------------------|--|--|--|--|
| Section Times          | 1:53.47 [11]<br>(0:16.60) | 1:36.87 [6]<br>(0:12.14) | 1:24.73 [6]<br>(0:12.20) | 1:12.53 [5]<br>(0:12.58) | 0:59.95 [5]<br>(0:12.67) | 0:47.28 [6]<br>(0:11.88) | 0:35.40 [6]<br>(0:11.41) | 0:23.99 [7]<br>(0:11.34) | 0:12.65 [11]<br>(0:12.65) |  |  |  |  |
| Average Speed [km/h]   | 49.8                      | 60.4                     | 59.1                     | 57.5                     | 57.7                     | 61.3                     | 63.4                     | 63.5                     | 57.3                      |  |  |  |  |
| Top Speed [km/h]       | 62.2                      | 61.6                     | 62.5                     | 58.3                     | 60.4                     | 63.4                     | 65.5                     | 66.8                     | 60.0                      |  |  |  |  |
| Avg. Dist. to Rail [m] | 5.8                       | 4.9                      | 4.7                      | 4.4                      | 3.6                      | 2.2                      | 1.4                      | 4.9                      | 4.9                       |  |  |  |  |
| Avg. Stride Freq. [Hz] | 2.4                       | 2.4                      | 2.3                      | 2.3                      | 2.2                      | 2.3                      | 2.4                      | 2.4                      | 2.3                       |  |  |  |  |
| Avg. Stride Length [m] | 6.1                       | 7.0                      | 7.1                      | 7.1                      | 7.2                      | 7.5                      | 7.3                      | 7.3                      | 7.0                       |  |  |  |  |



[ ] Ranking at each section and finish  
-.-.- No data available at this section  
NA No data available



## Eagle Farm Professional

### Race 5: DOREEN BIRD BENCHMARK 85 Handicap - 1000m

27 December 2025 - 14:40



BRISBANE  
RACING CLUB

Track Rating: Soft 5, Weather: Overcast, Rail Position: +5 metres Entire Course.

| Section     |     |                  |         |                     |                    | Overall              | 800m                 | 600m                 | 400m                 | 200m                 | Last 600m |                           |    |
|-------------|-----|------------------|---------|---------------------|--------------------|----------------------|----------------------|----------------------|----------------------|----------------------|-----------|---------------------------|----|
| Field Times |     |                  |         |                     |                    | 0:57.22<br>(0:13.53) | 0:43.69<br>(0:10.81) | 0:32.88<br>(0:10.64) | 0:22.24<br>(0:10.63) | 0:11.61<br>(0:11.61) | 0:32.88   |                           |    |
| Rank        | TAB | Horse/Jockey     | Barrier | Top Speed<br>[km/h] | Fastest<br>Section |                      |                      |                      |                      |                      | Margin    |                           |    |
|             |     |                  |         |                     |                    |                      |                      |                      |                      |                      |           | Distance<br>Travelled [m] |    |
| 1           | 4   | PRE EMINENCE     | 4       | 69.8                | 0:10.52            | 0:57.22 [1]          | 0:43.56 [2]          | 0:32.77 [2]          | 0:22.13 [2]          | 0:11.61 [1]          | 0:57.22   | 0:32.77                   |    |
|             |     | Jace McMurray    |         | 400m                | 400m               | (0:13.66)            | (0:10.79)            | (0:10.64)            | (0:10.52)            | (0:11.61)            |           |                           |    |
| 2           | 9   | ZOUBABY          | 5       | 70.3                | 0:10.50            | 0:57.26 [2]          | 0:43.27 [5]          | 0:32.56 [4]          | 0:22.06 [3]          | 0:11.47 [3]          | 0.22L     | 0:32.56                   | +0 |
|             |     | Daniel Moor      |         | 600m                | 600m               | (0:13.99)            | (0:10.71)            | (0:10.50)            | (0:10.59)            | (0:11.47)            |           |                           |    |
| 3           | 2   | TALTARNI FIELDS  | 2       | 69.4                | 0:10.56            | 0:57.42 [3]          | 0:43.65 [3]          | 0:32.74 [3]          | 0:22.01 [4]          | 0:11.45 [4]          | 1.14L     | 0:32.74                   | -5 |
|             |     | Corey Sutherland |         | 400m                | 400m               | (0:13.77)            | (0:10.91)            | (0:10.73)            | (0:10.56)            | (0:11.45)            |           |                           |    |
| 4           | 3   | KING YOSHI       | 1       | 69.0                | 0:10.64            | 0:57.47 [4]          | 0:43.94 [1]          | 0:33.13 [1]          | 0:22.49 [1]          | 0:11.77 [2]          | 1.43L     | 0:33.13                   | -5 |
|             |     | Angela Jones     |         | 400m                | 600m               | (0:13.53)            | (0:10.81)            | (0:10.64)            | (0:10.72)            | (0:11.77)            |           |                           |    |
| 5           | 1   | BELEGATO         | 3       | 69.4                | 0:10.58            | 0:57.71 [5]          | 0:43.79 [4]          | 0:32.84 [5]          | 0:22.26 [5]          | 0:11.58 [5]          | 2.85L     | 0:32.84                   | -4 |
|             |     | Jasper Franklin  |         | 600m                | 600m               | (0:13.92)            | (0:10.95)            | (0:10.58)            | (0:10.68)            | (0:11.58)            |           |                           |    |
| 6           | 11  | KING JESTER      | 6       | 70.2                | 0:10.51            | 0:58.07 [6]          | 0:43.70 [6]          | 0:33.11 [6]          | 0:22.60 [6]          | 0:11.85 [6]          | 4.97L     | 0:33.11                   | -3 |
|             |     | Karl Zechner     |         | 600m                | 600m               | (0:14.37)            | (0:10.59)            | (0:10.51)            | (0:10.75)            | (0:11.85)            |           |                           |    |

Scratched: Memoria (#7), Jonny Da Wolf (#5), Perfect Mission (#10), Port Erin (#8), Iron Man (#6)



|                                |                |
|--------------------------------|----------------|
| Horse/Jockey Name              | Pre Eminence   |
| Final Rank                     | 1              |
| Fastest Section Time (Section) | 0:10.52 (400m) |
| Top Speed [km/h] (Section)     | 69.8 (400m)    |
| Race State                     | Finished       |

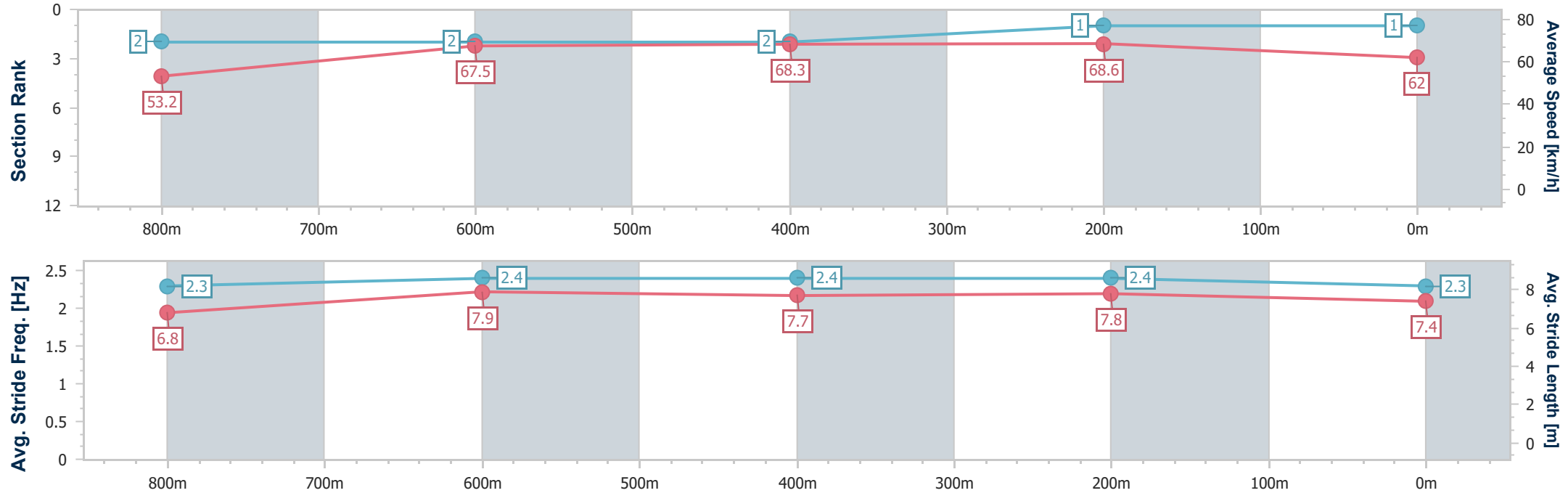


Eagle FarmProfessional  
Race 5: DOREEN BIRD BENCHMARK 85 Handicap - 1000m  
27 December 2025 - 14:40  
Track Rating: Soft 5, Weather: Overcast, Rail Position: +5 metres  
Entire Course.



BRISBANE  
RACING CLUB

| Section                | Overall                  | 800m                     | 600m                     | 400m                     | 200m                     |  |  |  |  |  |  |  |  |  |
|------------------------|--------------------------|--------------------------|--------------------------|--------------------------|--------------------------|--|--|--|--|--|--|--|--|--|
| Section Times          | 0:57.22 [1]<br>(0:13.66) | 0:43.56 [2]<br>(0:10.79) | 0:32.77 [2]<br>(0:10.64) | 0:22.13 [2]<br>(0:10.52) | 0:11.61 [1]<br>(0:11.61) |  |  |  |  |  |  |  |  |  |
| Average Speed [km/h]   | 53.2                     | 67.5                     | 68.3                     | 68.6                     | 62.0                     |  |  |  |  |  |  |  |  |  |
| Top Speed [km/h]       | 66.5                     | 68.8                     | 69.5                     | 69.8                     | 65.1                     |  |  |  |  |  |  |  |  |  |
| Avg. Dist. to Rail [m] | 3.7                      | 2.7                      | 2.3                      | 3.6                      | 1.8                      |  |  |  |  |  |  |  |  |  |
| Avg. Stride Freq. [Hz] | 2.3                      | 2.4                      | 2.4                      | 2.4                      | 2.3                      |  |  |  |  |  |  |  |  |  |
| Avg. Stride Length [m] | 6.8                      | 7.9                      | 7.7                      | 7.8                      | 7.4                      |  |  |  |  |  |  |  |  |  |



- [ ] Ranking at each section and finish
- .-.- No data available at this section
- NA No data available



|                                |                |
|--------------------------------|----------------|
| Horse/Jockey Name              | Zoubaby        |
| Final Rank                     | 2              |
| Fastest Section Time (Section) | 0:10.50 (600m) |
| Top Speed [km/h] (Section)     | 70.3 (600m)    |
| Race State                     | Finished       |



Eagle FarmProfessional

Race 5: DOREEN BIRD BENCHMARK 85 Handicap - 1000m

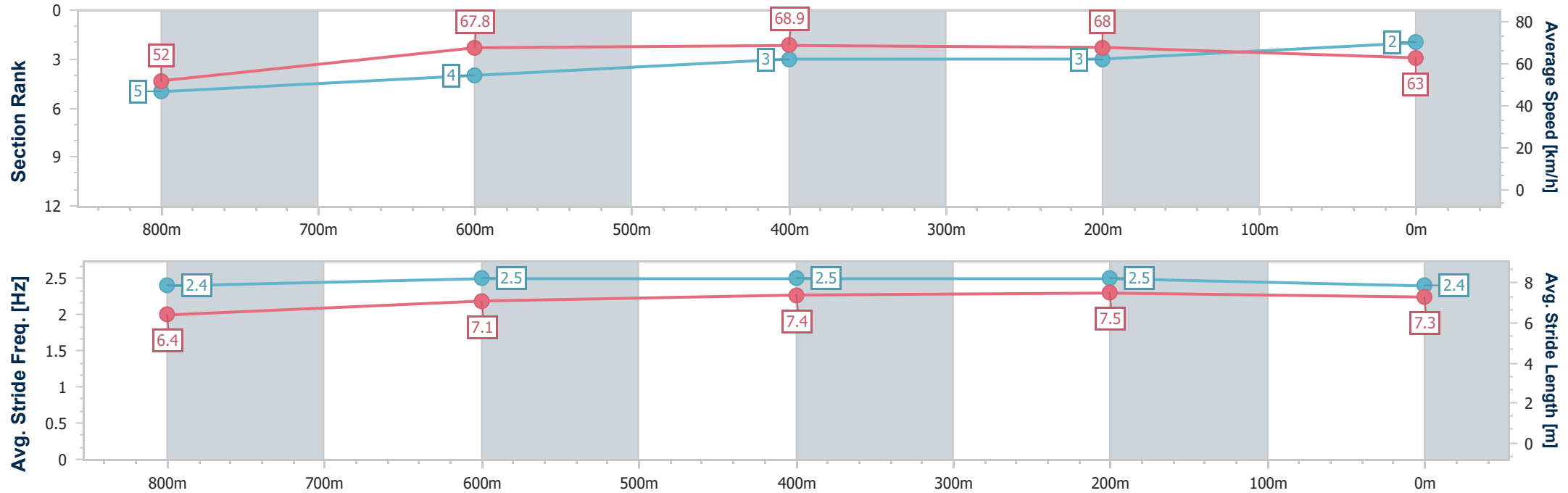
27 December 2025 - 14:40

Track Rating: Soft 5, Weather: Overcast, Rail Position: +5 metres Entire Course.



BRISBANE  
RACING CLUB

| Section                | Overall                  | 800m                     | 600m                     | 400m                     | 200m                     |  |  |  |  |  |  |  |  |  |  |
|------------------------|--------------------------|--------------------------|--------------------------|--------------------------|--------------------------|--|--|--|--|--|--|--|--|--|--|
| Section Times          | 0:57.26 [2]<br>(0:13.99) | 0:43.27 [5]<br>(0:10.71) | 0:32.56 [4]<br>(0:10.50) | 0:22.06 [3]<br>(0:10.59) | 0:11.47 [3]<br>(0:11.47) |  |  |  |  |  |  |  |  |  |  |
| Average Speed [km/h]   | 52.0                     | 67.8                     | 68.9                     | 68.0                     | 63.0                     |  |  |  |  |  |  |  |  |  |  |
| Top Speed [km/h]       | 67.3                     | 70.1                     | 70.3                     | 69.5                     | 65.6                     |  |  |  |  |  |  |  |  |  |  |
| Avg. Dist. to Rail [m] | 4.5                      | 2.0                      | 1.6                      | 5.6                      | 5.9                      |  |  |  |  |  |  |  |  |  |  |
| Avg. Stride Freq. [Hz] | 2.4                      | 2.5                      | 2.5                      | 2.5                      | 2.4                      |  |  |  |  |  |  |  |  |  |  |
| Avg. Stride Length [m] | 6.4                      | 7.1                      | 7.4                      | 7.5                      | 7.3                      |  |  |  |  |  |  |  |  |  |  |



- [ ] Ranking at each section and finish
- .-.- No data available at this section
- NA No data available



|                                |                 |
|--------------------------------|-----------------|
| Horse/Jockey Name              | Taltarni Fields |
| Final Rank                     | 3               |
| Fastest Section Time (Section) | 0:10.56 (400m)  |
| Top Speed [km/h] (Section)     | 69.4 (400m)     |
| Race State                     | Finished        |

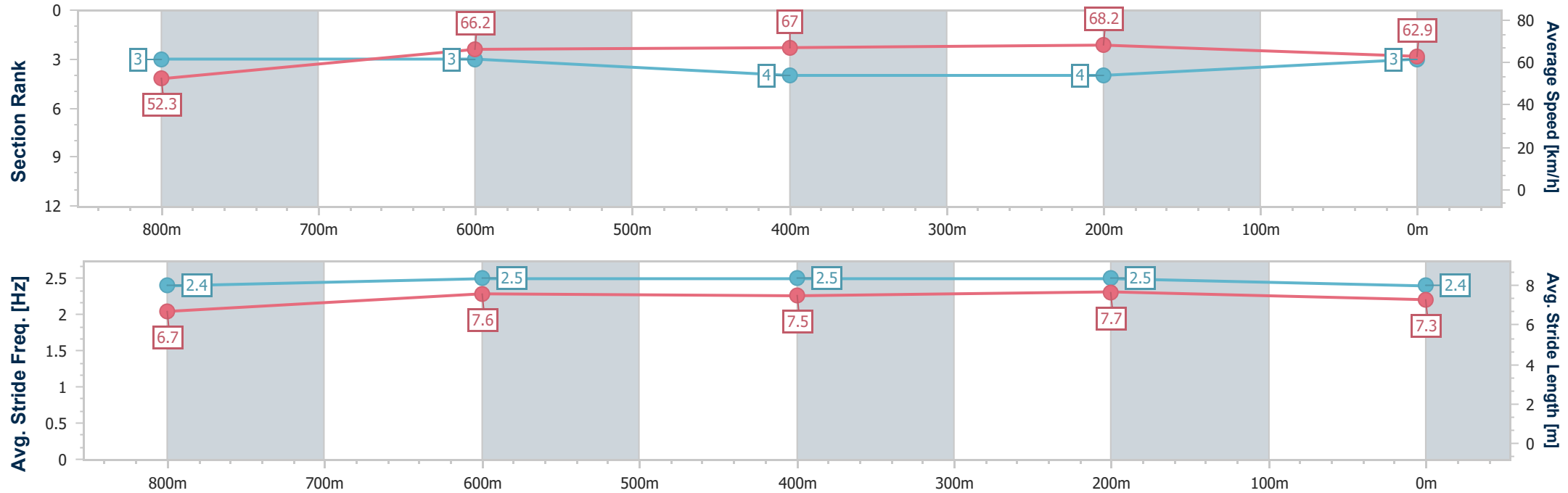


Eagle FarmProfessional  
Race 5: DOREEN BIRD BENCHMARK 85 Handicap - 1000m  
27 December 2025 - 14:40  
Track Rating: Soft 5, Weather: Overcast, Rail Position: +5 metres  
Entire Course.



BRISBANE  
RACING CLUB

|                        |                          |                          |                          |                          |                          |  |  |  |  |  |  |  |  |  |  |
|------------------------|--------------------------|--------------------------|--------------------------|--------------------------|--------------------------|--|--|--|--|--|--|--|--|--|--|
| Section                | Overall                  | 800m                     | 600m                     | 400m                     | 200m                     |  |  |  |  |  |  |  |  |  |  |
| Section Times          | 0:57.42 [3]<br>(0:13.77) | 0:43.65 [3]<br>(0:10.91) | 0:32.74 [3]<br>(0:10.73) | 0:22.01 [4]<br>(0:10.56) | 0:11.45 [4]<br>(0:11.45) |  |  |  |  |  |  |  |  |  |  |
| Average Speed [km/h]   | 52.3                     | 66.2                     | 67.0                     | 68.2                     | 62.9                     |  |  |  |  |  |  |  |  |  |  |
| Top Speed [km/h]       | 65.4                     | 67.3                     | 68.7                     | 69.4                     | 67.4                     |  |  |  |  |  |  |  |  |  |  |
| Avg. Dist. to Rail [m] | 1.3                      | 0.7                      | 0.4                      | 2.1                      | 2.0                      |  |  |  |  |  |  |  |  |  |  |
| Avg. Stride Freq. [Hz] | 2.4                      | 2.5                      | 2.5                      | 2.5                      | 2.4                      |  |  |  |  |  |  |  |  |  |  |
| Avg. Stride Length [m] | 6.7                      | 7.6                      | 7.5                      | 7.7                      | 7.3                      |  |  |  |  |  |  |  |  |  |  |



[ ] Ranking at each section and finish  
-.-.- No data available at this section  
NA No data available



|                                |                |
|--------------------------------|----------------|
| Horse/Jockey Name              | King Yoshi     |
| Final Rank                     | 4              |
| Fastest Section Time (Section) | 0:10.64 (600m) |
| Top Speed [km/h] (Section)     | 69.0 (400m)    |
| Race State                     | Finished       |

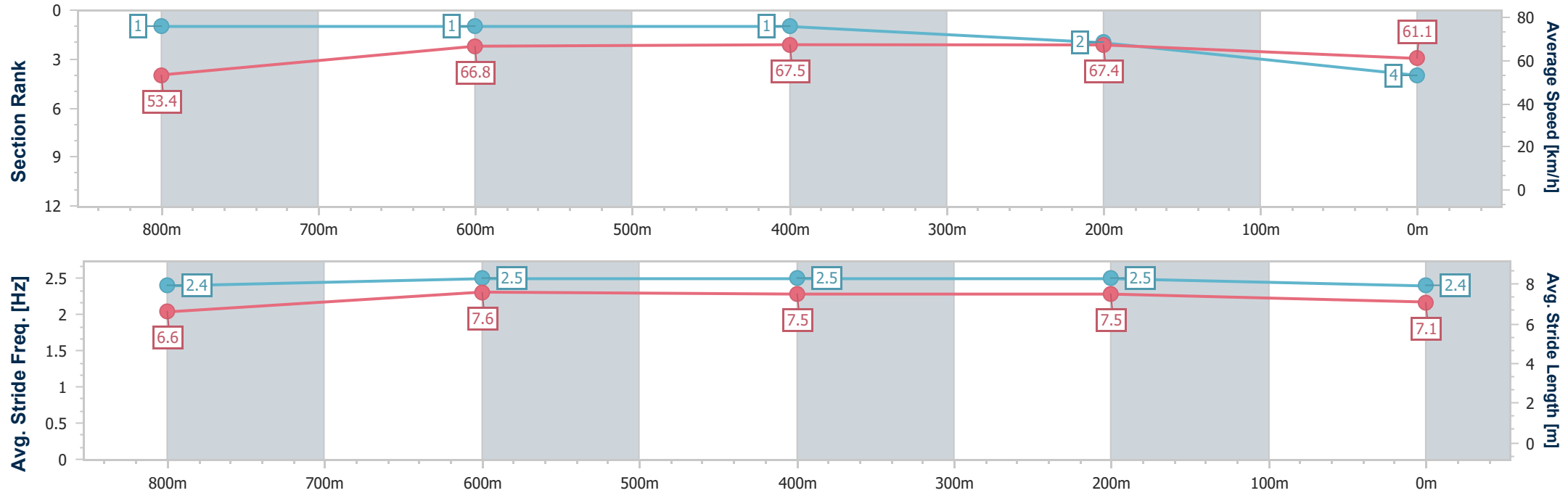


Eagle FarmProfessional  
Race 5: DOREEN BIRD BENCHMARK 85 Handicap - 1000m  
27 December 2025 - 14:40  
Track Rating: Soft 5, Weather: Overcast, Rail Position: +5 metres  
Entire Course.



BRISBANE  
RACING CLUB

| Section                | Overall                  | 800m                     | 600m                     | 400m                     | 200m                     |  |  |  |  |  |  |  |  |  |
|------------------------|--------------------------|--------------------------|--------------------------|--------------------------|--------------------------|--|--|--|--|--|--|--|--|--|
| Section Times          | 0:57.47 [4]<br>(0:13.53) | 0:43.94 [1]<br>(0:10.81) | 0:33.13 [1]<br>(0:10.64) | 0:22.49 [1]<br>(0:10.72) | 0:11.77 [2]<br>(0:11.77) |  |  |  |  |  |  |  |  |  |
| Average Speed [km/h]   | 53.4                     | 66.8                     | 67.5                     | 67.4                     | 61.1                     |  |  |  |  |  |  |  |  |  |
| Top Speed [km/h]       | 65.8                     | 67.9                     | 69.0                     | 69.0                     | 64.7                     |  |  |  |  |  |  |  |  |  |
| Avg. Dist. to Rail [m] | 1.3                      | 0.6                      | 0.4                      | 2.6                      | 2.2                      |  |  |  |  |  |  |  |  |  |
| Avg. Stride Freq. [Hz] | 2.4                      | 2.5                      | 2.5                      | 2.5                      | 2.4                      |  |  |  |  |  |  |  |  |  |
| Avg. Stride Length [m] | 6.6                      | 7.6                      | 7.5                      | 7.5                      | 7.1                      |  |  |  |  |  |  |  |  |  |





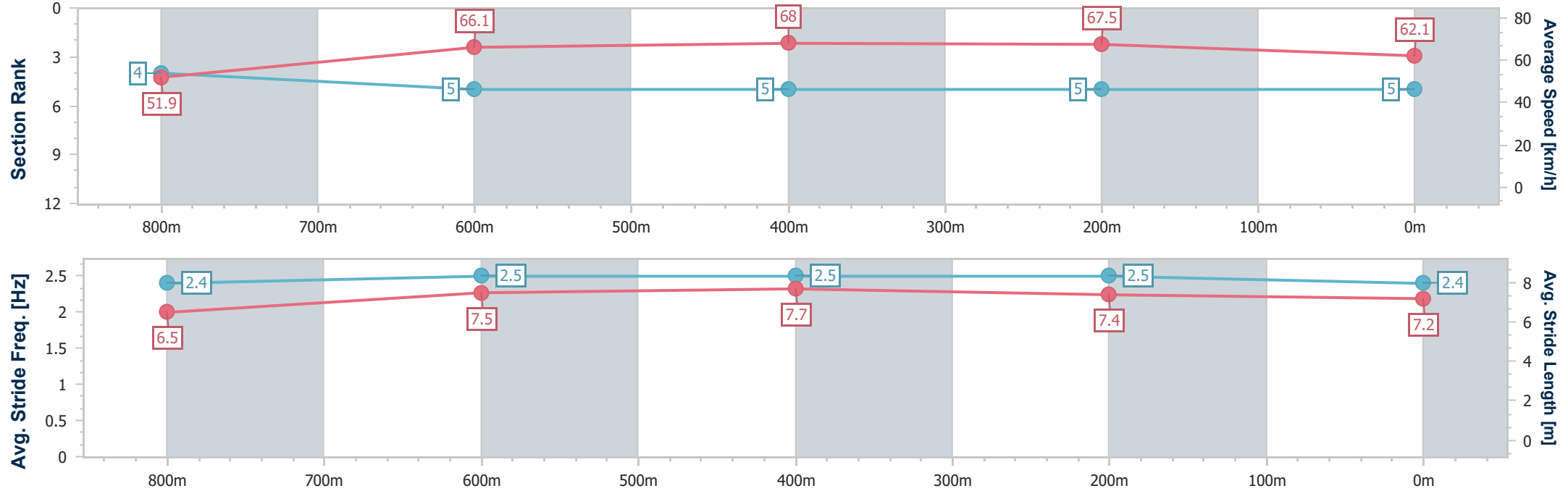
|                                |                |
|--------------------------------|----------------|
| Horse/Jockey Name              | Belegato       |
| Final Rank                     | 5              |
| Fastest Section Time (Section) | 0:10.58 (600m) |
| Top Speed [km/h] (Section)     | 69.4 (600m)    |
| Race State                     | Finished       |



Eagle FarmProfessional  
Race 5: DOREEN BIRD BENCHMARK 85 Handicap - 1000m  
27 December 2025 - 14:40  
Track Rating: Soft 5, Weather: Overcast, Rail Position: +5 metres  
Entire Course.



| Section                | Overall                  | 800m                     | 600m                     | 400m                     | 200m                     |  |  |  |  |  |  |  |  |  |
|------------------------|--------------------------|--------------------------|--------------------------|--------------------------|--------------------------|--|--|--|--|--|--|--|--|--|
| Section Times          | 0:57.71 [5]<br>(0:13.92) | 0:43.79 [4]<br>(0:10.95) | 0:32.84 [5]<br>(0:10.58) | 0:22.26 [5]<br>(0:10.68) | 0:11.58 [5]<br>(0:11.58) |  |  |  |  |  |  |  |  |  |
| Average Speed [km/h]   | 51.9                     | 66.1                     | 68.0                     | 67.5                     | 62.1                     |  |  |  |  |  |  |  |  |  |
| Top Speed [km/h]       | 66.9                     | 68.2                     | 69.4                     | 69.0                     | 65.3                     |  |  |  |  |  |  |  |  |  |
| Avg. Dist. to Rail [m] | 1.8                      | 1.0                      | 0.5                      | 1.2                      | 2.1                      |  |  |  |  |  |  |  |  |  |
| Avg. Stride Freq. [Hz] | 2.4                      | 2.5                      | 2.5                      | 2.5                      | 2.4                      |  |  |  |  |  |  |  |  |  |
| Avg. Stride Length [m] | 6.5                      | 7.5                      | 7.7                      | 7.4                      | 7.2                      |  |  |  |  |  |  |  |  |  |



- [ ] Ranking at each section and finish
- .-.- No data available at this section
- NA No data available



|                                |                |
|--------------------------------|----------------|
| Horse/Jockey Name              | King Jester    |
| Final Rank                     | 6              |
| Fastest Section Time (Section) | 0:10.51 (600m) |
| Top Speed [km/h] (Section)     | 70.2 (600m)    |
| Race State                     | Finished       |

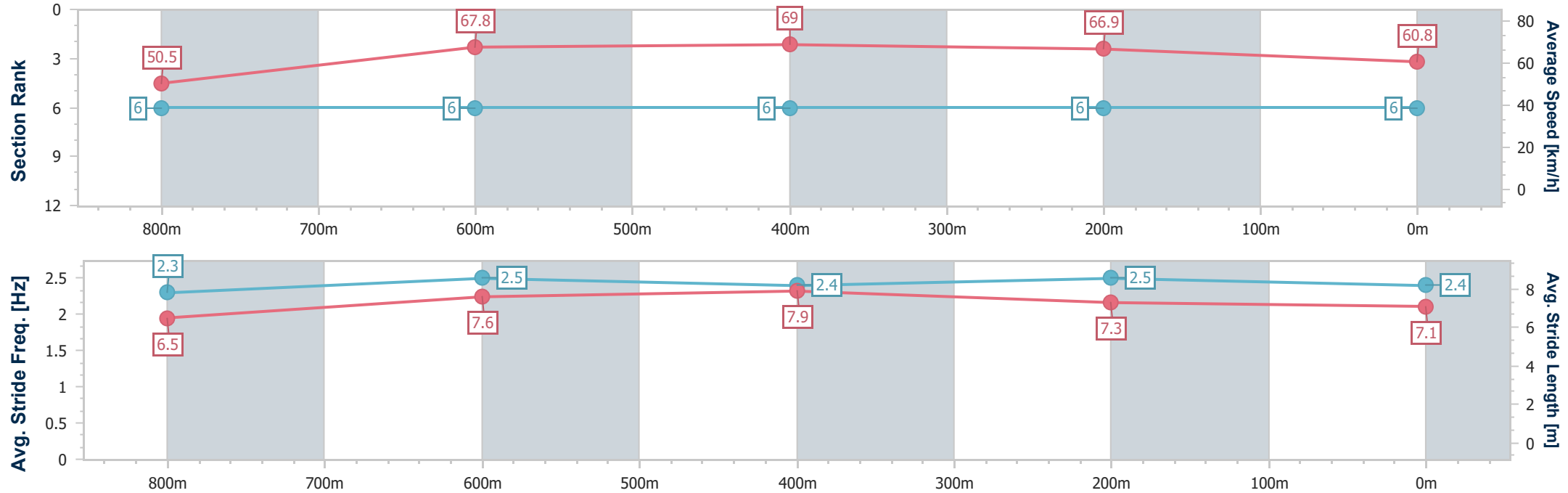


Eagle FarmProfessional  
Race 5: DOREEN BIRD BENCHMARK 85 Handicap - 1000m  
27 December 2025 - 14:40  
Track Rating: Soft 5, Weather: Overcast, Rail Position: +5 metres  
Entire Course.



BRISBANE  
RACING CLUB

| Section                | Overall                  | 800m                     | 600m                     | 400m                     | 200m                     |  |  |  |  |  |  |  |  |
|------------------------|--------------------------|--------------------------|--------------------------|--------------------------|--------------------------|--|--|--|--|--|--|--|--|
| Section Times          | 0:58.07 [6]<br>(0:14.37) | 0:43.70 [6]<br>(0:10.59) | 0:33.11 [6]<br>(0:10.51) | 0:22.60 [6]<br>(0:10.75) | 0:11.85 [6]<br>(0:11.85) |  |  |  |  |  |  |  |  |
| Average Speed [km/h]   | 50.5                     | 67.8                     | 69.0                     | 66.9                     | 60.8                     |  |  |  |  |  |  |  |  |
| Top Speed [km/h]       | 66.4                     | 69.0                     | 70.2                     | 68.3                     | 65.4                     |  |  |  |  |  |  |  |  |
| Avg. Dist. to Rail [m] | 5.4                      | 0.2                      | 1.4                      | 4.1                      | 3.3                      |  |  |  |  |  |  |  |  |
| Avg. Stride Freq. [Hz] | 2.3                      | 2.5                      | 2.4                      | 2.5                      | 2.4                      |  |  |  |  |  |  |  |  |
| Avg. Stride Length [m] | 6.5                      | 7.6                      | 7.9                      | 7.3                      | 7.1                      |  |  |  |  |  |  |  |  |







## Eagle Farm Professional

### Race 6: MAGIC MILLIONS B.J. MCLACHLAN STAKES - 1200m

27 December 2025 - 15:18



BRISBANE  
RACING CLUB

Track Rating: Soft 5, Weather: Overcast, Rail Position: +5 metres Entire Course.

| Section     |     |                    |         |                     |                    | Overall              | 1000m                | 800m                 | 600m                 | 400m                 | 200m                 | Last 600m |                           |    |
|-------------|-----|--------------------|---------|---------------------|--------------------|----------------------|----------------------|----------------------|----------------------|----------------------|----------------------|-----------|---------------------------|----|
| Field Times |     |                    |         |                     |                    | 1:11.02<br>(0:13.39) | 0:57.63<br>(0:11.33) | 0:46.30<br>(0:11.30) | 0:35.00<br>(0:11.29) | 0:23.71<br>(0:11.49) | 0:12.22<br>(0:12.22) | 0:35.00   |                           |    |
| Rank        | TAB | Horse/Jockey       | Barrier | Top Speed<br>[km/h] | Fastest<br>Section |                      |                      |                      |                      |                      |                      | Margin    | Distance<br>Travelled [m] |    |
| 1           | 3   | ZIP LOCK           | 4       | 66.5                | 0:11.13            | 1:11.02 [1]          | 0:57.24 [3]          | 0:45.89 [4]          | 0:34.61 [4]          | 0:23.35 [4]          | 0:12.22 [1]          | 1:11.02   | 0:34.61                   |    |
|             |     | Justin Huxtable    |         | 400m                | 400m               | (0:13.78)            | (0:11.35)            | (0:11.28)            | (0:11.26)            | (0:11.13)            | (0:12.22)            |           |                           |    |
| 2           | 1   | TORNADO VALLEY     | 8       | 66.9                | 0:11.10            | 1:11.28 [2]          | 0:57.08 [7]          | 0:45.98 [7]          | 0:34.75 [5]          | 0:23.52 [5]          | 0:12.34 [2]          | 1.55L     | 0:34.75                   | +6 |
|             |     | Ethan Brown        |         | 800m                | 1000m              | (0:14.20)            | (0:11.10)            | (0:11.23)            | (0:11.23)            | (0:11.18)            | (0:12.34)            |           |                           |    |
| 3           | 9   | LEAVES OF LORIEN   | 1       | 66.8                | 0:11.17            | 1:11.60 [3]          | 0:57.70 [4]          | 0:46.53 [3]          | 0:35.33 [3]          | 0:23.95 [3]          | 0:12.48 [4]          | 3.46L     | 0:35.33                   | -2 |
|             |     | Cody Collis        |         | 1000m               | 1000m              | (0:13.90)            | (0:11.17)            | (0:11.20)            | (0:11.38)            | (0:11.47)            | (0:12.48)            |           |                           |    |
| 4           | 10  | FEARLESS WIN       | 7       | 66.9                | 0:11.29            | 1:11.83 [4]          | 0:58.44 [1]          | 0:47.11 [1]          | 0:35.81 [1]          | 0:24.52 [1]          | 0:12.84 [3]          | 4.78L     | 0:35.81                   | +0 |
|             |     | Karl Zechner       |         | Overall             | 600m               | (0:13.39)            | (0:11.33)            | (0:11.30)            | (0:11.29)            | (0:11.68)            | (0:12.84)            |           |                           |    |
| 5           | 7   | REMEMBRALL         | 2       | 66.5                | 0:11.23            | 1:11.86 [5]          | 0:57.84 [5]          | 0:46.60 [5]          | 0:35.21 [7]          | 0:23.98 [7]          | 0:12.62 [5]          | 4.99L     | 0:35.21                   | +0 |
|             |     | Ben Thompson       |         | 1000m               | 600m               | (0:14.02)            | (0:11.24)            | (0:11.39)            | (0:11.23)            | (0:11.36)            | (0:12.62)            |           |                           |    |
| 6           | 4   | KICKUP ROCKY       | 5       | 66.0                | 0:11.17            | 1:11.96 [6]          | 0:57.65 [8]          | 0:46.24 [8]          | 0:35.07 [8]          | 0:23.85 [8]          | 0:12.43 [7]          | 5.54L     | 0:35.07                   | -1 |
|             |     | Kyle Wilson-Taylor |         | 800m                | 800m               | (0:14.31)            | (0:11.41)            | (0:11.17)            | (0:11.22)            | (0:11.42)            | (0:12.43)            |           |                           |    |
| 7           | 6   | MAGRITTE           | 3       | 67.3                | 0:11.13            | 1:11.97 [7]          | 0:57.80 [6]          | 0:46.67 [6]          | 0:35.37 [6]          | 0:24.17 [6]          | 0:12.64 [6]          | 5.61L     | 0:35.37                   | -3 |
|             |     | Mark Du Plessis    |         | 1000m               | 1000m              | (0:14.17)            | (0:11.13)            | (0:11.30)            | (0:11.20)            | (0:11.53)            | (0:12.64)            |           |                           |    |
| 8           | 8   | ACRODANCE          | 6       | 66.5                | 0:11.25            | 1:13.65 [8]          | 1:00.12 [2]          | 0:48.87 [2]          | 0:37.59 [2]          | 0:26.13 [2]          | 0:14.07 [8]          | 15.48L    | 0:37.59                   | +1 |
|             |     | Dylan Turner       |         | Overall             | 1000m              | (0:13.53)            | (0:11.25)            | (0:11.28)            | (0:11.46)            | (0:12.06)            | (0:14.07)            |           |                           |    |

Scratched: Paradoxium (#2), Priory Park (#5)



|                                |                |
|--------------------------------|----------------|
| Horse/Jockey Name              | Zip Lock       |
| Final Rank                     | 1              |
| Fastest Section Time (Section) | 0:11.13 (400m) |
| Top Speed [km/h] (Section)     | 66.5 (400m)    |
| Race State                     | Finished       |

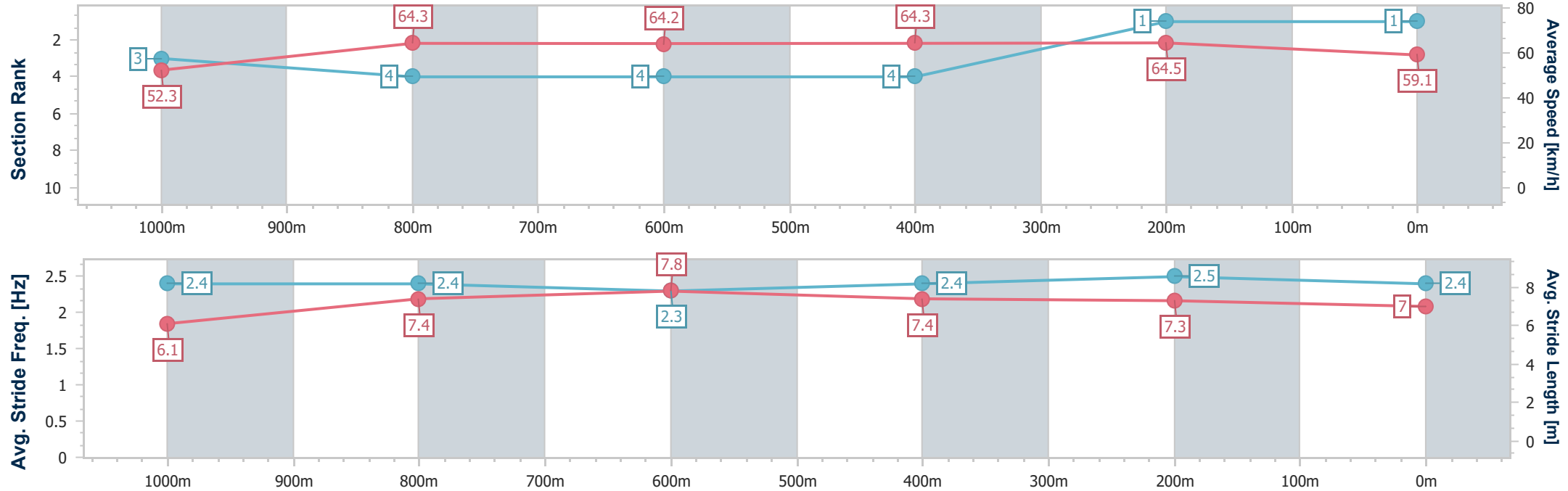


Eagle Farm Professional  
Race 6: MAGIC MILLIONS B.J. MCLACHLAN STAKES - 1200m  
27 December 2025 - 15:18  
Track Rating: Soft 5, Weather: Overcast, Rail Position: +5 metres  
Entire Course.



BRISBANE  
RACING CLUB

| Section                | Overall                  | 1000m                    | 800m                     | 600m                     | 400m                     | 200m                     |  |  |  |  |  |  |  |  |
|------------------------|--------------------------|--------------------------|--------------------------|--------------------------|--------------------------|--------------------------|--|--|--|--|--|--|--|--|
| Section Times          | 1:11.02 [1]<br>(0:13.78) | 0:57.24 [3]<br>(0:11.35) | 0:45.89 [4]<br>(0:11.28) | 0:34.61 [4]<br>(0:11.26) | 0:23.35 [4]<br>(0:11.13) | 0:12.22 [1]<br>(0:12.22) |  |  |  |  |  |  |  |  |
| Average Speed [km/h]   | 52.3                     | 64.3                     | 64.2                     | 64.3                     | 64.5                     | 59.1                     |  |  |  |  |  |  |  |  |
| Top Speed [km/h]       | 64.1                     | 65.4                     | 65.3                     | 65.3                     | 66.5                     | 62.1                     |  |  |  |  |  |  |  |  |
| Avg. Dist. to Rail [m] | 3.2                      | 2.7                      | 0.7                      | 1.4                      | 6.4                      | 7.6                      |  |  |  |  |  |  |  |  |
| Avg. Stride Freq. [Hz] | 2.4                      | 2.4                      | 2.3                      | 2.4                      | 2.5                      | 2.4                      |  |  |  |  |  |  |  |  |
| Avg. Stride Length [m] | 6.1                      | 7.4                      | 7.8                      | 7.4                      | 7.3                      | 7.0                      |  |  |  |  |  |  |  |  |



[ ] Ranking at each section and finish  
-.-.- No data available at this section  
NA No data available



|                                |                 |
|--------------------------------|-----------------|
| Horse/Jockey Name              | Tornado Valley  |
| Final Rank                     | 2               |
| Fastest Section Time (Section) | 0:11.10 (1000m) |
| Top Speed [km/h] (Section)     | 66.9 (800m)     |
| Race State                     | Finished        |



Eagle FarmProfessional

Race 6: MAGIC MILLIONS B.J. MCLACHLAN STAKES - 1200m

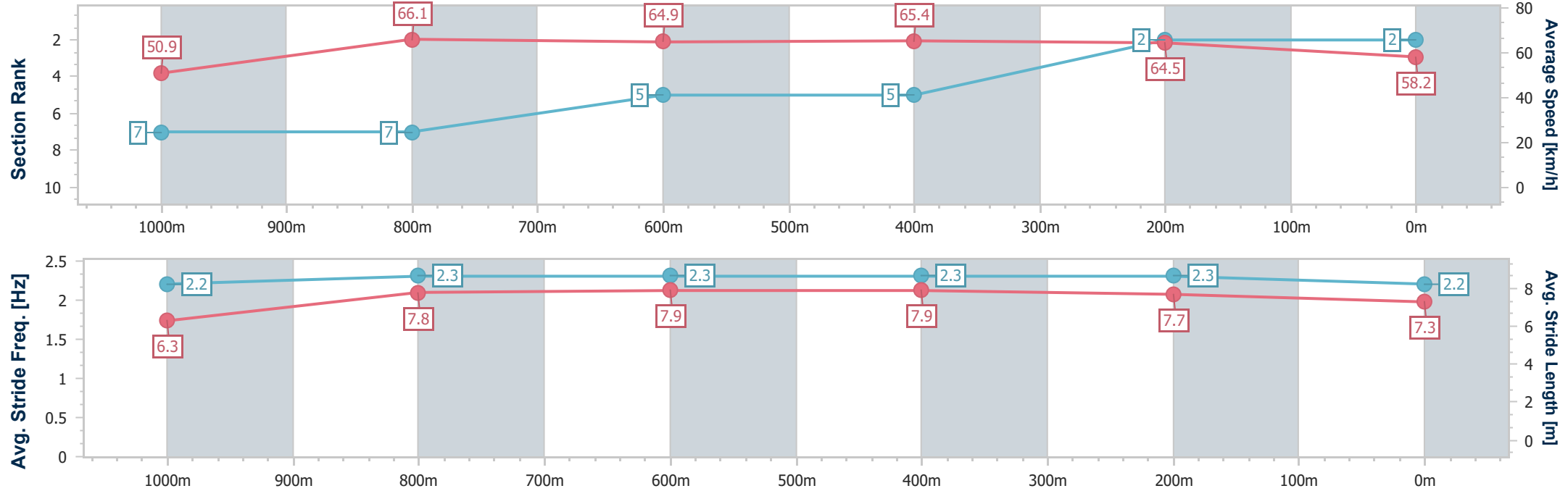
27 December 2025 - 15:18

Track Rating: Soft 5, Weather: Overcast, Rail Position: +5 metres Entire Course.



BRISBANE  
RACING CLUB

| Section                | Overall                  | 1000m                    | 800m                     | 600m                     | 400m                     | 200m                     |  |  |  |  |  |  |  |
|------------------------|--------------------------|--------------------------|--------------------------|--------------------------|--------------------------|--------------------------|--|--|--|--|--|--|--|
| Section Times          | 1:11.28 [2]<br>(0:14.20) | 0:57.08 [7]<br>(0:11.10) | 0:45.98 [7]<br>(0:11.23) | 0:34.75 [5]<br>(0:11.23) | 0:23.52 [5]<br>(0:11.18) | 0:12.34 [2]<br>(0:12.34) |  |  |  |  |  |  |  |
| Average Speed [km/h]   | 50.9                     | 66.1                     | 64.9                     | 65.4                     | 64.5                     | 58.2                     |  |  |  |  |  |  |  |
| Top Speed [km/h]       | 65.0                     | 66.8                     | 66.9                     | 65.9                     | 66.1                     | 62.3                     |  |  |  |  |  |  |  |
| Avg. Dist. to Rail [m] | 6.3                      | 3.4                      | 3.3                      | 4.2                      | 9.3                      | 9.6                      |  |  |  |  |  |  |  |
| Avg. Stride Freq. [Hz] | 2.2                      | 2.3                      | 2.3                      | 2.3                      | 2.3                      | 2.2                      |  |  |  |  |  |  |  |
| Avg. Stride Length [m] | 6.3                      | 7.8                      | 7.9                      | 7.9                      | 7.7                      | 7.3                      |  |  |  |  |  |  |  |



[ ] Ranking at each section and finish  
-.-.- No data available at this section  
NA No data available



|                                |                  |
|--------------------------------|------------------|
| Horse/Jockey Name              | Leaves Of Lorien |
| Final Rank                     | 3                |
| Fastest Section Time (Section) | 0:11.17 (1000m)  |
| Top Speed [km/h] (Section)     | 66.8 (1000m)     |
| Race State                     | Finished         |

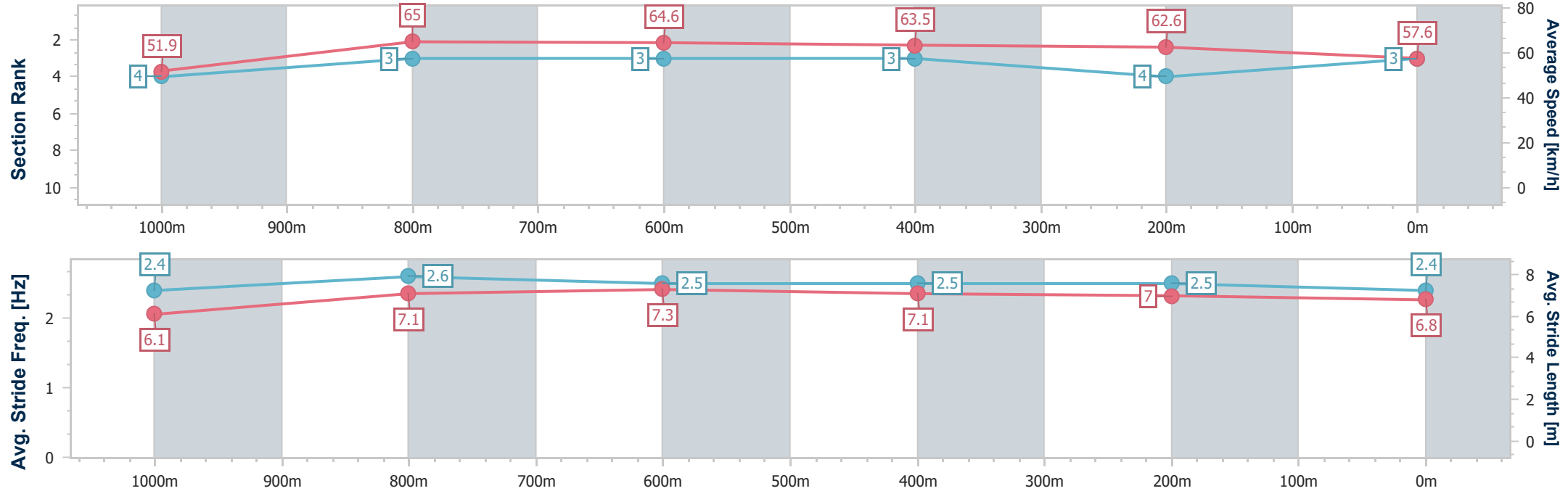


Eagle FarmProfessional  
Race 6: MAGIC MILLIONS B.J. MCLACHLAN STAKES - 1200m  
27 December 2025 - 15:18  
Track Rating: Soft 5, Weather: Overcast, Rail Position: +5 metres Entire Course.



BRISBANE  
RACING CLUB

| Section                | Overall                  | 1000m                    | 800m                     | 600m                     | 400m                     | 200m                     |  |  |  |  |  |  |  |  |
|------------------------|--------------------------|--------------------------|--------------------------|--------------------------|--------------------------|--------------------------|--|--|--|--|--|--|--|--|
| Section Times          | 1:11.60 [3]<br>(0:13.90) | 0:57.70 [4]<br>(0:11.17) | 0:46.53 [3]<br>(0:11.20) | 0:35.33 [3]<br>(0:11.38) | 0:23.95 [3]<br>(0:11.47) | 0:12.48 [4]<br>(0:12.48) |  |  |  |  |  |  |  |  |
| Average Speed [km/h]   | 51.9                     | 65.0                     | 64.6                     | 63.5                     | 62.6                     | 57.6                     |  |  |  |  |  |  |  |  |
| Top Speed [km/h]       | 64.3                     | 66.8                     | 65.2                     | 64.6                     | 64.3                     | 61.6                     |  |  |  |  |  |  |  |  |
| Avg. Dist. to Rail [m] | 1.4                      | 1.8                      | 1.0                      | 0.7                      | 4.7                      | 6.5                      |  |  |  |  |  |  |  |  |
| Avg. Stride Freq. [Hz] | 2.4                      | 2.6                      | 2.5                      | 2.5                      | 2.5                      | 2.4                      |  |  |  |  |  |  |  |  |
| Avg. Stride Length [m] | 6.1                      | 7.1                      | 7.3                      | 7.1                      | 7.0                      | 6.8                      |  |  |  |  |  |  |  |  |



[ ] Ranking at each section and finish  
-.-.- No data available at this section  
NA No data available



|                                |                |
|--------------------------------|----------------|
| Horse/Jockey Name              | Fearless Win   |
| Final Rank                     | 4              |
| Fastest Section Time (Section) | 0:11.29 (600m) |
| Top Speed [km/h] (Section)     | 66.9 (Overall) |
| Race State                     | Finished       |

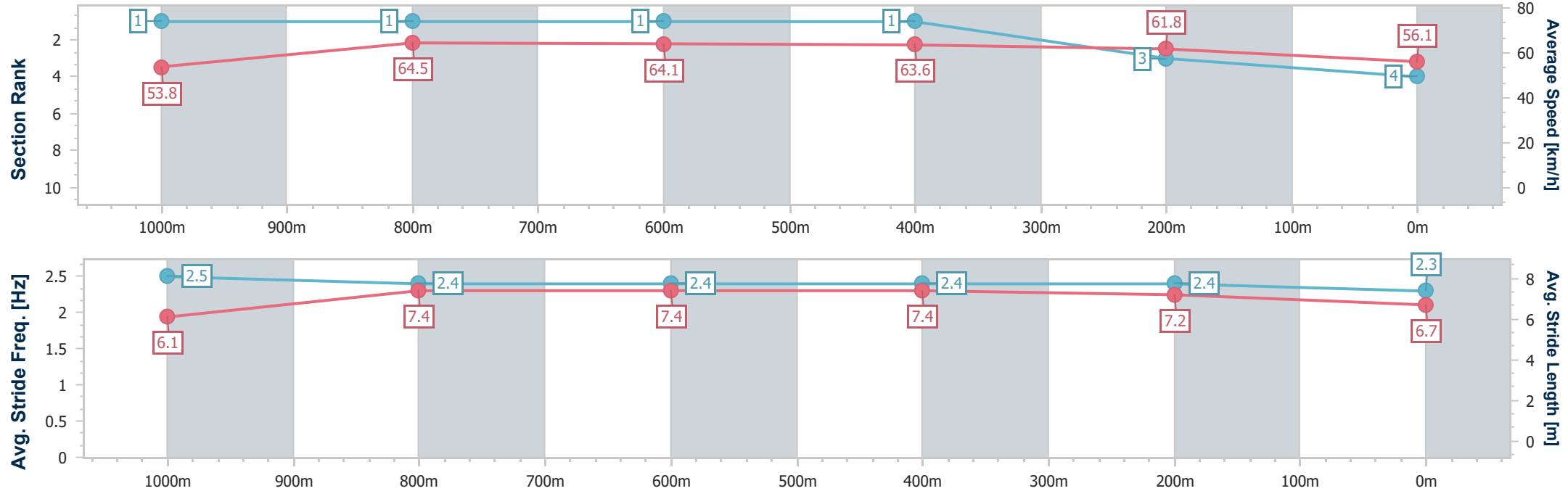


Eagle FarmProfessional  
Race 6: MAGIC MILLIONS B.J. MCLACHLAN STAKES - 1200m  
27 December 2025 - 15:18  
Track Rating: Soft 5, Weather: Overcast, Rail Position: +5 metres  
Entire Course.



BRISBANE  
RACING CLUB

| Section                | Overall                  | 1000m                    | 800m                     | 600m                     | 400m                     | 200m                     |  |  |  |  |  |  |  |
|------------------------|--------------------------|--------------------------|--------------------------|--------------------------|--------------------------|--------------------------|--|--|--|--|--|--|--|
| Section Times          | 1:11.83 [4]<br>(0:13.39) | 0:58.44 [1]<br>(0:11.33) | 0:47.11 [1]<br>(0:11.30) | 0:35.81 [1]<br>(0:11.29) | 0:24.52 [1]<br>(0:11.68) | 0:12.84 [3]<br>(0:12.84) |  |  |  |  |  |  |  |
| Average Speed [km/h]   | 53.8                     | 64.5                     | 64.1                     | 63.6                     | 61.8                     | 56.1                     |  |  |  |  |  |  |  |
| Top Speed [km/h]       | 66.9                     | 66.3                     | 64.8                     | 65.4                     | 63.0                     | 60.4                     |  |  |  |  |  |  |  |
| Avg. Dist. to Rail [m] | 6.2                      | 2.5                      | 1.1                      | 0.9                      | 4.4                      | 4.8                      |  |  |  |  |  |  |  |
| Avg. Stride Freq. [Hz] | 2.5                      | 2.4                      | 2.4                      | 2.4                      | 2.4                      | 2.3                      |  |  |  |  |  |  |  |
| Avg. Stride Length [m] | 6.1                      | 7.4                      | 7.4                      | 7.4                      | 7.2                      | 6.7                      |  |  |  |  |  |  |  |



- [ ] Ranking at each section and finish
- .-.- No data available at this section
- NA No data available



|                                |                |
|--------------------------------|----------------|
| Horse/Jockey Name              | Remembrall     |
| Final Rank                     | 5              |
| Fastest Section Time (Section) | 0:11.23 (600m) |
| Top Speed [km/h] (Section)     | 66.5 (1000m)   |
| Race State                     | Finished       |

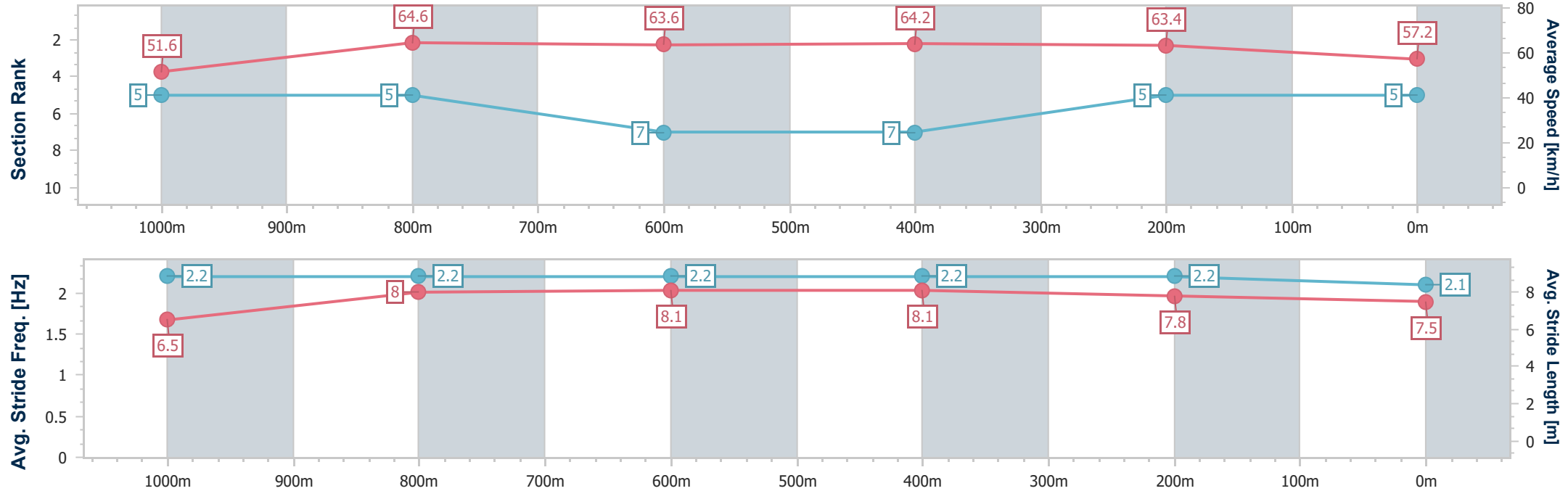


Eagle Farm Professional  
Race 6: MAGIC MILLIONS B.J. MCLACHLAN STAKES - 1200m  
27 December 2025 - 15:18  
Track Rating: Soft 5, Weather: Overcast, Rail Position: +5 metres Entire Course.



BRISBANE  
RACING CLUB

| Section                | Overall                  | 1000m                    | 800m                     | 600m                     | 400m                     | 200m                     |  |  |  |  |  |  |  |
|------------------------|--------------------------|--------------------------|--------------------------|--------------------------|--------------------------|--------------------------|--|--|--|--|--|--|--|
| Section Times          | 1:11.86 [5]<br>(0:14.02) | 0:57.84 [5]<br>(0:11.24) | 0:46.60 [5]<br>(0:11.39) | 0:35.21 [7]<br>(0:11.23) | 0:23.98 [7]<br>(0:11.36) | 0:12.62 [5]<br>(0:12.62) |  |  |  |  |  |  |  |
| Average Speed [km/h]   | 51.6                     | 64.6                     | 63.6                     | 64.2                     | 63.4                     | 57.2                     |  |  |  |  |  |  |  |
| Top Speed [km/h]       | 64.1                     | 66.5                     | 64.4                     | 65.2                     | 65.0                     | 61.0                     |  |  |  |  |  |  |  |
| Avg. Dist. to Rail [m] | 1.7                      | 1.8                      | 1.3                      | 0.9                      | 6.6                      | 8.7                      |  |  |  |  |  |  |  |
| Avg. Stride Freq. [Hz] | 2.2                      | 2.2                      | 2.2                      | 2.2                      | 2.2                      | 2.1                      |  |  |  |  |  |  |  |
| Avg. Stride Length [m] | 6.5                      | 8.0                      | 8.1                      | 8.1                      | 7.8                      | 7.5                      |  |  |  |  |  |  |  |



[ ] Ranking at each section and finish  
- - - - - No data available at this section  
NA No data available



|                                |                |
|--------------------------------|----------------|
| Horse/Jockey Name              | Kickup Rocky   |
| Final Rank                     | 6              |
| Fastest Section Time (Section) | 0:11.17 (800m) |
| Top Speed [km/h] (Section)     | 66.0 (800m)    |
| Race State                     | Finished       |

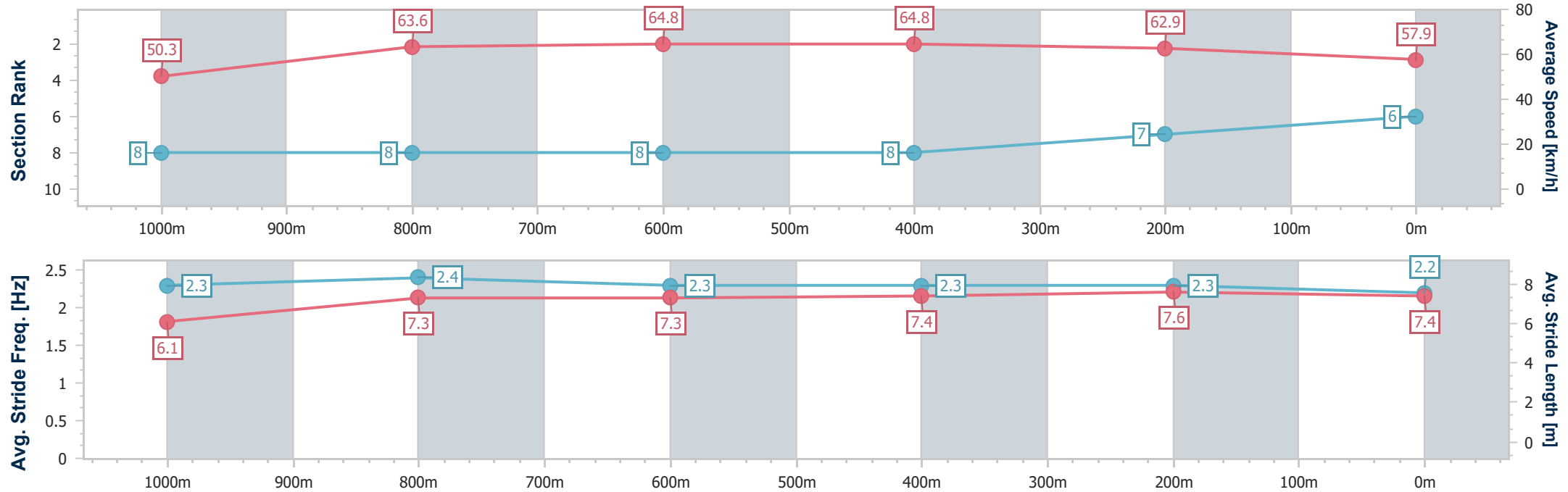


Eagle FarmProfessional  
Race 6: MAGIC MILLIONS B.J. MCLACHLAN STAKES - 1200m  
27 December 2025 - 15:18  
Track Rating: Soft 5, Weather: Overcast, Rail Position: +5 metres  
Entire Course.



BRISBANE  
RACING CLUB

| Section                | Overall                  | 1000m                    | 800m                     | 600m                     | 400m                     | 200m                     |  |  |  |  |  |  |  |
|------------------------|--------------------------|--------------------------|--------------------------|--------------------------|--------------------------|--------------------------|--|--|--|--|--|--|--|
| Section Times          | 1:11.96 [6]<br>(0:14.31) | 0:57.65 [8]<br>(0:11.41) | 0:46.24 [8]<br>(0:11.17) | 0:35.07 [8]<br>(0:11.22) | 0:23.85 [8]<br>(0:11.42) | 0:12.43 [7]<br>(0:12.43) |  |  |  |  |  |  |  |
| Average Speed [km/h]   | 50.3                     | 63.6                     | 64.8                     | 64.8                     | 62.9                     | 57.9                     |  |  |  |  |  |  |  |
| Top Speed [km/h]       | 63.9                     | 65.2                     | 66.0                     | 65.5                     | 65.0                     | 61.2                     |  |  |  |  |  |  |  |
| Avg. Dist. to Rail [m] | 3.5                      | 1.7                      | 1.3                      | 1.4                      | 6.8                      | 6.7                      |  |  |  |  |  |  |  |
| Avg. Stride Freq. [Hz] | 2.3                      | 2.4                      | 2.3                      | 2.3                      | 2.3                      | 2.2                      |  |  |  |  |  |  |  |
| Avg. Stride Length [m] | 6.1                      | 7.3                      | 7.3                      | 7.4                      | 7.6                      | 7.4                      |  |  |  |  |  |  |  |



- [ ] Ranking at each section and finish
- .-.- No data available at this section
- NA No data available



|                                |                 |
|--------------------------------|-----------------|
| Horse/Jockey Name              | Magritte        |
| Final Rank                     | 7               |
| Fastest Section Time (Section) | 0:11.13 (1000m) |
| Top Speed [km/h] (Section)     | 67.3 (1000m)    |
| Race State                     | Finished        |

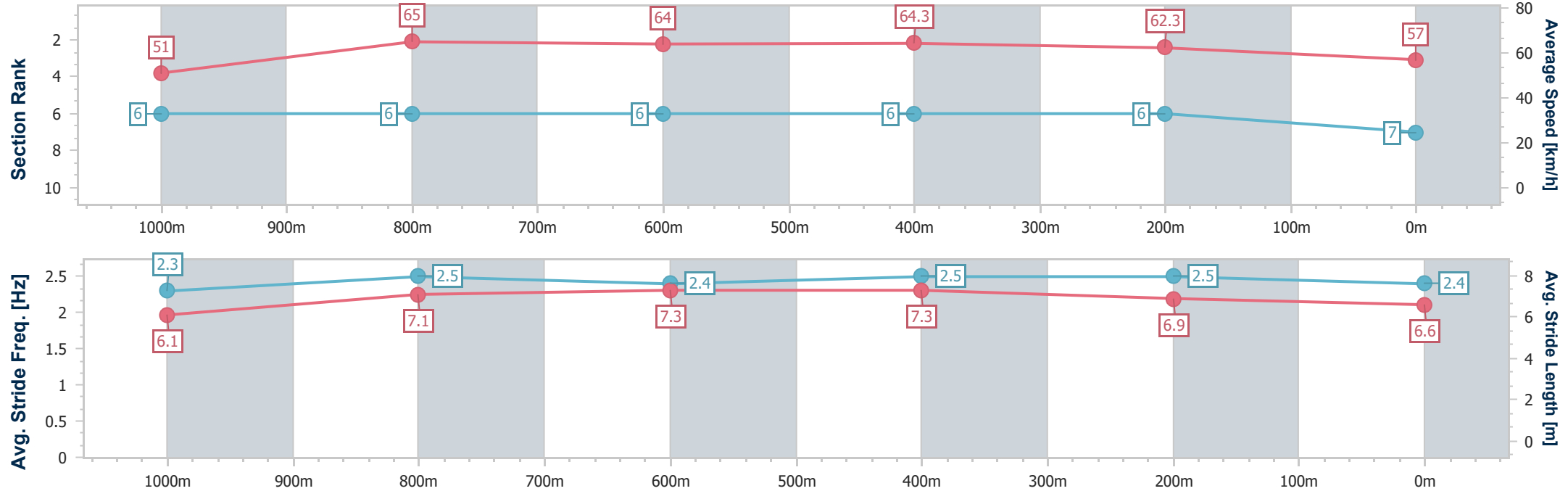


Eagle FarmProfessional  
Race 6: MAGIC MILLIONS B.J. MCLACHLAN STAKES - 1200m  
27 December 2025 - 15:18  
Track Rating: Soft 5, Weather: Overcast, Rail Position: +5 metres  
Entire Course.



BRISBANE  
RACING CLUB

| Section                | Overall                  | 1000m                    | 800m                     | 600m                     | 400m                     | 200m                     |  |  |  |  |  |  |  |
|------------------------|--------------------------|--------------------------|--------------------------|--------------------------|--------------------------|--------------------------|--|--|--|--|--|--|--|
| Section Times          | 1:11.97 [7]<br>(0:14.17) | 0:57.80 [6]<br>(0:11.13) | 0:46.67 [6]<br>(0:11.30) | 0:35.37 [6]<br>(0:11.20) | 0:24.17 [6]<br>(0:11.53) | 0:12.64 [6]<br>(0:12.64) |  |  |  |  |  |  |  |
| Average Speed [km/h]   | 51.0                     | 65.0                     | 64.0                     | 64.3                     | 62.3                     | 57.0                     |  |  |  |  |  |  |  |
| Top Speed [km/h]       | 62.9                     | 67.3                     | 64.7                     | 65.3                     | 64.1                     | 60.5                     |  |  |  |  |  |  |  |
| Avg. Dist. to Rail [m] | 1.9                      | 1.2                      | 0.7                      | 0.9                      | 3.4                      | 5.7                      |  |  |  |  |  |  |  |
| Avg. Stride Freq. [Hz] | 2.3                      | 2.5                      | 2.4                      | 2.5                      | 2.5                      | 2.4                      |  |  |  |  |  |  |  |
| Avg. Stride Length [m] | 6.1                      | 7.1                      | 7.3                      | 7.3                      | 6.9                      | 6.6                      |  |  |  |  |  |  |  |



[ ] Ranking at each section and finish  
-.-.- No data available at this section  
NA No data available





|                                |                 |
|--------------------------------|-----------------|
| Horse/Jockey Name              | Acrodance       |
| Final Rank                     | 8               |
| Fastest Section Time (Section) | 0:11.25 (1000m) |
| Top Speed [km/h] (Section)     | 66.5 (Overall)  |
| Race State                     | Finished        |

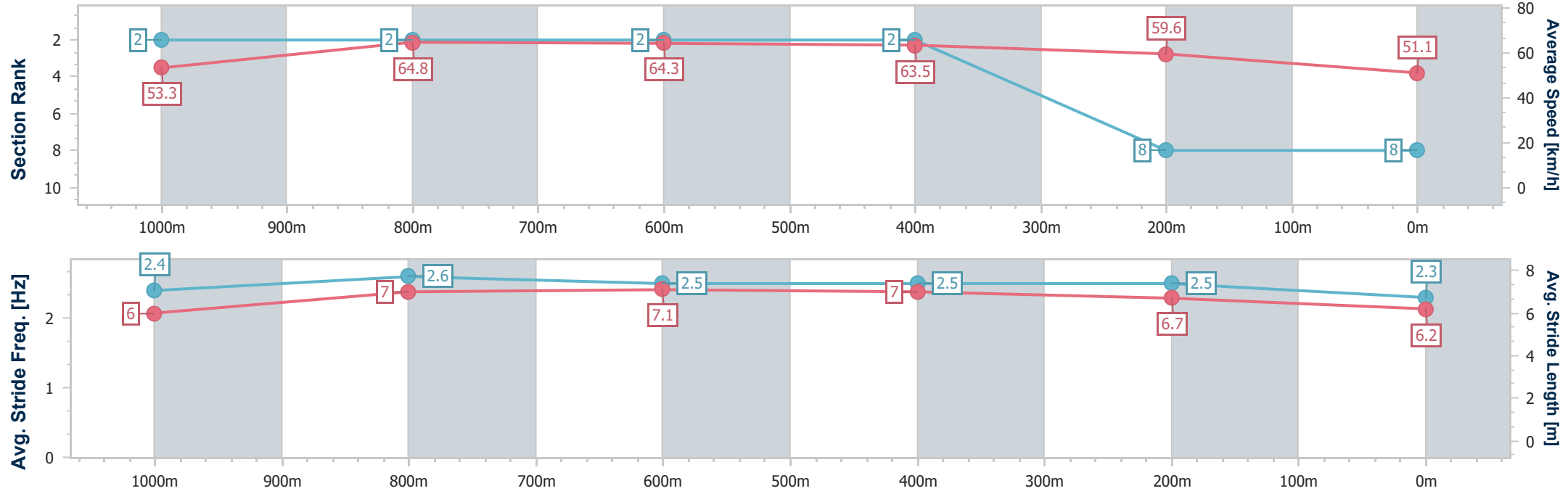


Eagle FarmProfessional  
Race 6: MAGIC MILLIONS B.J. MCLACHLAN STAKES - 1200m  
27 December 2025 - 15:18  
Track Rating: Soft 5, Weather: Overcast, Rail Position: +5 metres  
Entire Course.



BRISBANE  
RACING CLUB

| Section                | Overall                  | 1000m                    | 800m                     | 600m                     | 400m                     | 200m                     |  |  |  |  |  |  |  |
|------------------------|--------------------------|--------------------------|--------------------------|--------------------------|--------------------------|--------------------------|--|--|--|--|--|--|--|
| Section Times          | 1:13.65 [8]<br>(0:13.53) | 1:00.12 [2]<br>(0:11.25) | 0:48.87 [2]<br>(0:11.28) | 0:37.59 [2]<br>(0:11.46) | 0:26.13 [2]<br>(0:12.06) | 0:14.07 [8]<br>(0:14.07) |  |  |  |  |  |  |  |
| Average Speed [km/h]   | 53.3                     | 64.8                     | 64.3                     | 63.5                     | 59.6                     | 51.1                     |  |  |  |  |  |  |  |
| Top Speed [km/h]       | 66.5                     | 66.4                     | 64.6                     | 64.9                     | 61.9                     | 57.4                     |  |  |  |  |  |  |  |
| Avg. Dist. to Rail [m] | 3.8                      | 2.1                      | 1.3                      | 2.3                      | 8.5                      | 8.5                      |  |  |  |  |  |  |  |
| Avg. Stride Freq. [Hz] | 2.4                      | 2.6                      | 2.5                      | 2.5                      | 2.5                      | 2.3                      |  |  |  |  |  |  |  |
| Avg. Stride Length [m] | 6.0                      | 7.0                      | 7.1                      | 7.0                      | 6.7                      | 6.2                      |  |  |  |  |  |  |  |



[ ] Ranking at each section and finish  
-.-.- No data available at this section  
NA No data available



**Eagle Farm Professional**  
**Race 7: SEVEN MEMBERS MILE - 1600m**  
**27 December 2025 - 15:58**



Track Rating: Soft 5, Weather: Overcast, Rail Position: +5 metres Entire Course.

| Section     |     |                    |         |                     | Overall              | 1400m                | 1200m                | 1000m                | 800m                 | 600m                 | 400m                 | Last 600m   |         |                           |
|-------------|-----|--------------------|---------|---------------------|----------------------|----------------------|----------------------|----------------------|----------------------|----------------------|----------------------|-------------|---------|---------------------------|
| Field Times |     |                    |         |                     | 1:36.27<br>(0:13.80) | 1:22.47<br>(0:11.70) | 1:10.77<br>(0:12.07) | 0:58.70<br>(0:12.05) | 0:46.65<br>(0:11.93) | 0:34.72<br>(0:11.60) | 0:23.12<br>(0:11.22) | 0:34.72     |         |                           |
| Rank        | TAB | Horse/Jockey       | Barrier | Top Speed<br>[km/h] | Fastest<br>Section   |                      |                      |                      |                      |                      |                      |             |         | Distance<br>Travelled [m] |
| 1           | 1   | AMOR VICTORIOUS    | 7       | 64.6                | 0:11.22              | 1:36.27 [1]          | 1:22.47 [1]          | 1:10.77 [1]          | 0:58.70 [1]          | 0:46.56 [2]          | 0:34.69 [2]          | 0:23.12 [1] | 0:34.69 |                           |
|             |     | Jason Collett      |         | 400m                | 400m                 | (0:13.80)            | (0:11.70)            | (0:12.07)            | (0:12.14)            | (0:11.87)            | (0:11.57)            | (0:11.22)   |         |                           |
| 2           | 7   | MISS JOELENE       | 9       | 68.0                | 0:10.83              | 1:36.29 [2]          | 1:21.74 [8]          | 1:09.52 [8]          | 0:57.32 [8]          | 0:45.15 [8]          | 0:33.62 [8]          | 0:22.34 [8] | 0:33.62 | +5                        |
|             |     | Cejay Graham       |         | 400m                | 400m                 | (0:14.55)            | (0:12.22)            | (0:12.20)            | (0:12.17)            | (0:11.53)            | (0:11.28)            | (0:10.83)   |         |                           |
| 3           | 4   | VICTORY WIN        | 1       | 65.0                | 0:11.16              | 1:36.54 [3]          | 1:22.39 [5]          | 1:10.18 [5]          | 0:57.99 [5]          | 0:45.89 [4]          | 0:34.34 [4]          | 0:23.10 [4] | 0:34.34 | -2                        |
|             |     | Ben Thompson       |         | 400m                | 400m                 | (0:14.15)            | (0:12.21)            | (0:12.19)            | (0:12.10)            | (0:11.55)            | (0:11.24)            | (0:11.16)   |         |                           |
| 4           | 6   | CUNNAMULLA FELLA   | 3       | 65.2                | 0:11.22              | 1:36.57 [4]          | 1:22.66 [2]          | 1:10.66 [3]          | 0:58.36 [3]          | 0:46.31 [3]          | 0:34.48 [3]          | 0:23.15 [3] | 0:34.48 | +2                        |
|             |     | Damien Thornton    |         | 600m                | 400m                 | (0:13.91)            | (0:12.00)            | (0:12.30)            | (0:12.05)            | (0:11.83)            | (0:11.33)            | (0:11.22)   |         |                           |
| 5           | 8   | TORABELLA          | 8       | 65.3                | 0:11.34              | 1:36.58 [5]          | 1:22.63 [3]          | 1:10.97 [2]          | 0:59.00 [2]          | 0:46.96 [1]          | 0:35.03 [1]          | 0:23.38 [2] | 0:35.03 | +5                        |
|             |     | Angela Jones       |         | Overall             | 400m                 | (0:13.95)            | (0:11.66)            | (0:11.97)            | (0:12.04)            | (0:11.93)            | (0:11.65)            | (0:11.34)   |         |                           |
| 6           | 5   | DEMON DARB         | 2       | 66.4                | 0:11.05              | 1:36.65 [6]          | 1:22.46 [6]          | 1:10.17 [6]          | 0:57.90 [6]          | 0:45.78 [6]          | 0:34.09 [6]          | 0:22.87 [7] | 0:34.09 | +3                        |
|             |     | Daniel Moor        |         | 600m                | 400m                 | (0:14.19)            | (0:12.29)            | (0:12.27)            | (0:12.12)            | (0:11.69)            | (0:11.22)            | (0:11.05)   |         |                           |
| 7           | 3   | ENCODER            | 5       | 66.1                | 0:11.10              | 1:36.68 [7]          | 1:22.65 [4]          | 1:10.51 [4]          | 0:58.16 [4]          | 0:45.97 [5]          | 0:34.23 [5]          | 0:23.10 [5] | 0:34.23 | +2                        |
|             |     | Kyle Wilson-Taylor |         | 600m                | 400m                 | (0:14.03)            | (0:12.14)            | (0:12.35)            | (0:12.19)            | (0:11.74)            | (0:11.13)            | (0:11.10)   |         |                           |
| 8           | 9   | THAT'S MOLLY       | 4       | 65.6                | 0:11.08              | 1:36.79 [8]          | 1:22.17 [9]          | 1:09.99 [9]          | 0:57.80 [9]          | 0:45.56 [9]          | 0:34.00 [9]          | 0:22.79 [9] | 0:34.00 | +3                        |
|             |     | Robbie Dolan       |         | 400m                | 400m                 | (0:14.62)            | (0:12.18)            | (0:12.19)            | (0:12.24)            | (0:11.56)            | (0:11.21)            | (0:11.08)   |         |                           |
| 9           | 2   | SNITZANOVA         | 6       | 66.2                | 0:11.14              | 1:37.37 [9]          | 1:23.02 [7]          | 1:10.64 [7]          | 0:58.43 [7]          | 0:46.32 [7]          | 0:34.74 [7]          | 0:23.60 [6] | 0:34.74 | +6                        |
|             |     | Ethan Brown        |         | 600m                | 600m                 | (0:14.35)            | (0:12.38)            | (0:12.21)            | (0:12.11)            | (0:11.58)            | (0:11.14)            | (0:11.15)   |         |                           |



Eagle Farm Professional  
Race 7: SEVEN MEMBERS MILE - 1600m  
27 December 2025 - 15:58



Track Rating: Soft 5, Weather: Overcast, Rail Position: +5 metres Entire Course.

| Section     |     | 200m                 |         |                     |                    |             | Last 600m |                           |    |
|-------------|-----|----------------------|---------|---------------------|--------------------|-------------|-----------|---------------------------|----|
| Field Times |     | 0:11.90<br>(0:11.90) |         |                     |                    |             | 0:34.72   |                           |    |
| Rank        | TAB | Horse/Jockey         | Barrier | Top Speed<br>[km/h] | Fastest<br>Section | Margin      |           | Distance<br>Travelled [m] |    |
| 1           | 1   | AMOR VICTORIOUS      | 7       | 64.6                | 0:11.22            | 0:11.90 [1] | 1:36.27   | 0:34.69                   |    |
|             |     | Jason Collett        |         | 400m                | 400m               | (0:11.90)   |           |                           |    |
| 2           | 7   | MISS JOELENE         | 9       | 68.0                | 0:10.83            | 0:11.51 [6] | 0.11L     | 0:33.62                   | +5 |
|             |     | Cejay Graham         |         | 400m                | 400m               | (0:11.51)   |           |                           |    |
| 3           | 4   | VICTORY WIN          | 1       | 65.0                | 0:11.16            | 0:11.94 [3] | 1.57L     | 0:34.34                   | -2 |
|             |     | Ben Thompson         |         | 400m                | 400m               | (0:11.94)   |           |                           |    |
| 4           | 6   | CUNNAMULLA FELLA     | 3       | 65.2                | 0:11.22            | 0:11.93 [4] | 1.76L     | 0:34.48                   | +2 |
|             |     | Damien Thornton      |         | 600m                | 400m               | (0:11.93)   |           |                           |    |
| 5           | 8   | TORABELLA            | 8       | 65.3                | 0:11.34            | 0:12.04 [2] | 1.83L     | 0:35.03                   | +5 |
|             |     | Angela Jones         |         | Overall             | 400m               | (0:12.04)   |           |                           |    |
| 6           | 5   | DEMON DARB           | 2       | 66.4                | 0:11.05            | 0:11.82 [7] | 2.21L     | 0:34.09                   | +3 |
|             |     | Daniel Moor          |         | 600m                | 400m               | (0:11.82)   |           |                           |    |
| 7           | 3   | ENCODER              | 5       | 66.1                | 0:11.10            | 0:12.00 [5] | 2.37L     | 0:34.23                   | +2 |
|             |     | Kyle Wilson-Taylor   |         | 600m                | 400m               | (0:12.00)   |           |                           |    |
| 8           | 9   | THAT'S MOLLY         | 4       | 65.6                | 0:11.08            | 0:11.71 [9] | 3.04L     | 0:34.00                   | +3 |
|             |     | Robbie Dolan         |         | 400m                | 400m               | (0:11.71)   |           |                           |    |
| 9           | 2   | SNITZANOVA           | 6       | 66.2                | 0:11.14            | 0:12.45 [8] | 6.42L     | 0:34.74                   | +6 |
|             |     | Ethan Brown          |         | 600m                | 600m               | (0:12.45)   |           |                           |    |



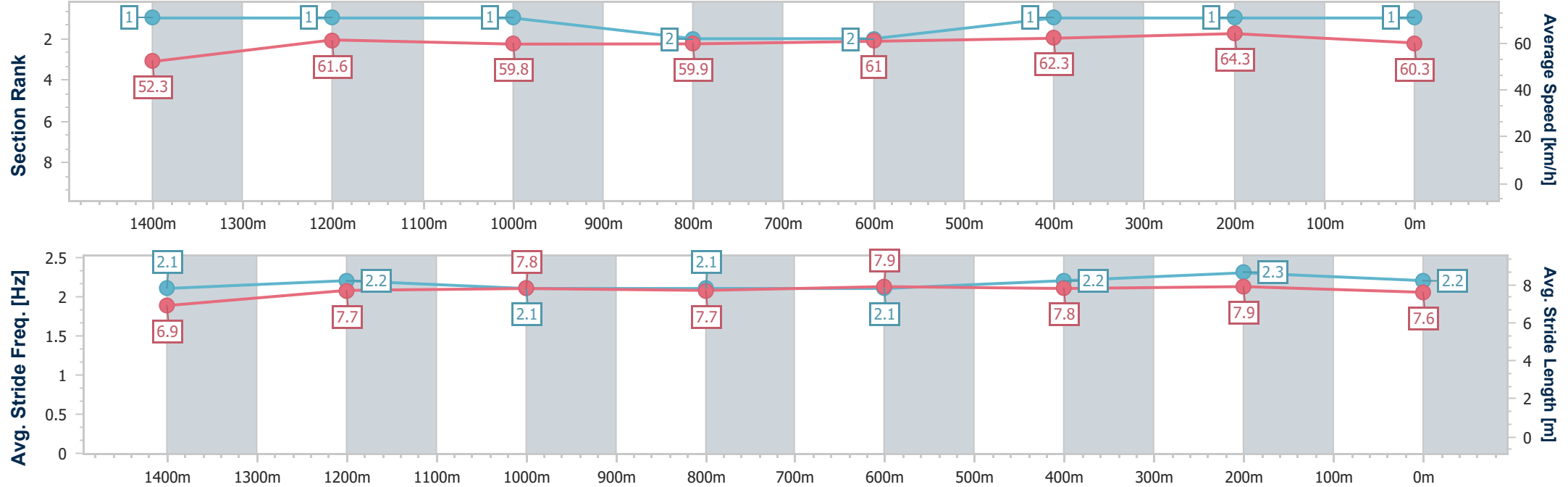
|                                |                 |
|--------------------------------|-----------------|
| Horse/Jockey Name              | Amor Victorious |
| Final Rank                     | 1               |
| Fastest Section Time (Section) | 0:11.22 (400m)  |
| Top Speed [km/h] (Section)     | 64.6 (400m)     |
| Race State                     | Finished        |



Eagle Farm Professional  
Race 7: SEVEN MEMBERS MILE - 1600m  
27 December 2025 - 15:58  
Track Rating: Soft 5, Weather: Overcast, Rail Position: +5 metres  
Entire Course.



| Section                | Overall                  | 1400m                    | 1200m                    | 1000m                    | 800m                     | 600m                     | 400m                     | 200m                     |  |  |  |  |  |
|------------------------|--------------------------|--------------------------|--------------------------|--------------------------|--------------------------|--------------------------|--------------------------|--------------------------|--|--|--|--|--|
| Section Times          | 1:36.27 [1]<br>(0:13.80) | 1:22.47 [1]<br>(0:11.70) | 1:10.77 [1]<br>(0:12.07) | 0:58.70 [1]<br>(0:12.14) | 0:46.56 [2]<br>(0:11.87) | 0:34.69 [2]<br>(0:11.57) | 0:23.12 [1]<br>(0:11.22) | 0:11.90 [1]<br>(0:11.90) |  |  |  |  |  |
| Average Speed [km/h]   | 52.3                     | 61.6                     | 59.8                     | 59.9                     | 61.0                     | 62.3                     | 64.3                     | 60.3                     |  |  |  |  |  |
| Top Speed [km/h]       | 64.4                     | 63.4                     | 60.1                     | 60.4                     | 61.2                     | 63.7                     | 64.6                     | 63.6                     |  |  |  |  |  |
| Avg. Dist. to Rail [m] | 6.8                      | 2.1                      | 2.8                      | 1.8                      | 1.0                      | 0.3                      | 3.1                      | 3.1                      |  |  |  |  |  |
| Avg. Stride Freq. [Hz] | 2.1                      | 2.2                      | 2.1                      | 2.1                      | 2.1                      | 2.2                      | 2.3                      | 2.2                      |  |  |  |  |  |
| Avg. Stride Length [m] | 6.9                      | 7.7                      | 7.8                      | 7.7                      | 7.9                      | 7.8                      | 7.9                      | 7.6                      |  |  |  |  |  |





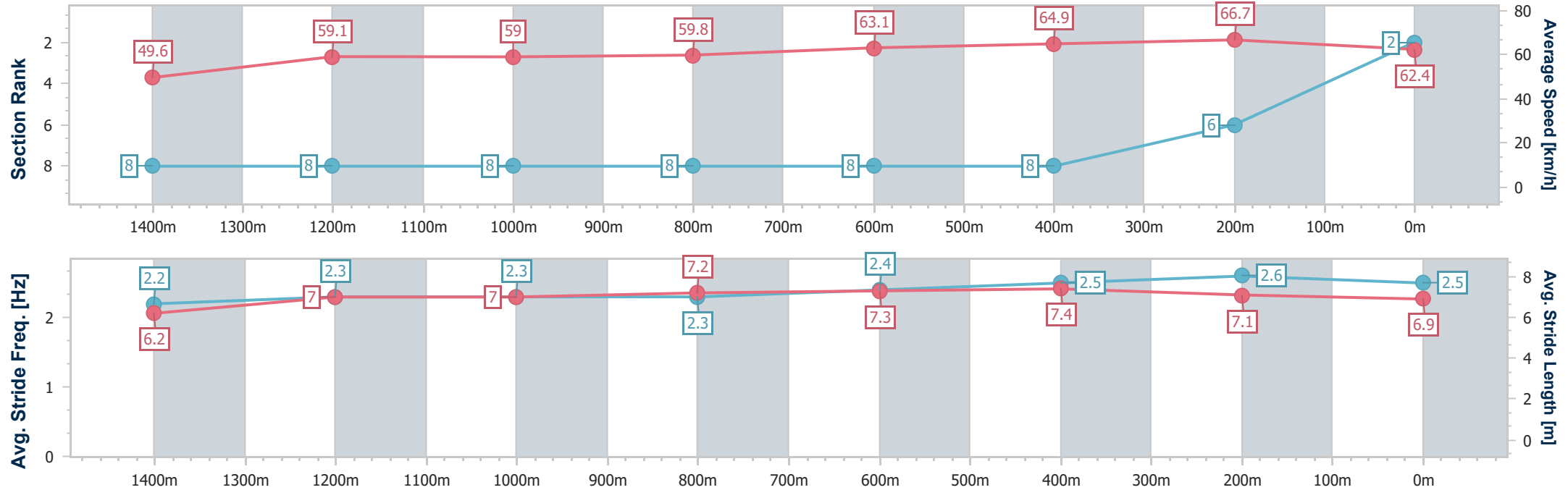
|                                |                |
|--------------------------------|----------------|
| Horse/Jockey Name              | Miss Joeline   |
| Final Rank                     | 2              |
| Fastest Section Time (Section) | 0:10.83 (400m) |
| Top Speed [km/h] (Section)     | 68.0 (400m)    |
| Race State                     | Finished       |



Eagle Farm Professional  
Race 7: SEVEN MEMBERS MILE - 1600m  
27 December 2025 - 15:58  
Track Rating: Soft 5, Weather: Overcast, Rail Position: +5 metres Entire Course.



| Section                | Overall                  | 1400m                    | 1200m                    | 1000m                    | 800m                     | 600m                     | 400m                     | 200m                     |  |  |  |  |  |
|------------------------|--------------------------|--------------------------|--------------------------|--------------------------|--------------------------|--------------------------|--------------------------|--------------------------|--|--|--|--|--|
| Section Times          | 1:36.29 [2]<br>(0:14.55) | 1:21.74 [8]<br>(0:12.22) | 1:09.52 [8]<br>(0:12.20) | 0:57.32 [8]<br>(0:12.17) | 0:45.15 [8]<br>(0:11.53) | 0:33.62 [8]<br>(0:11.28) | 0:22.34 [8]<br>(0:10.83) | 0:11.51 [6]<br>(0:11.51) |  |  |  |  |  |
| Average Speed [km/h]   | 49.6                     | 59.1                     | 59.0                     | 59.8                     | 63.1                     | 64.9                     | 66.7                     | 62.4                     |  |  |  |  |  |
| Top Speed [km/h]       | 61.5                     | 61.5                     | 60.7                     | 63.0                     | 64.4                     | 67.0                     | 68.0                     | 65.7                     |  |  |  |  |  |
| Avg. Dist. to Rail [m] | 8.1                      | 2.1                      | 2.2                      | 2.0                      | 2.3                      | 3.4                      | 9.1                      | 7.5                      |  |  |  |  |  |
| Avg. Stride Freq. [Hz] | 2.2                      | 2.3                      | 2.3                      | 2.3                      | 2.4                      | 2.5                      | 2.6                      | 2.5                      |  |  |  |  |  |
| Avg. Stride Length [m] | 6.2                      | 7.0                      | 7.0                      | 7.2                      | 7.3                      | 7.4                      | 7.1                      | 6.9                      |  |  |  |  |  |



[ ] Ranking at each section and finish  
- - - - - No data available at this section  
NA No data available



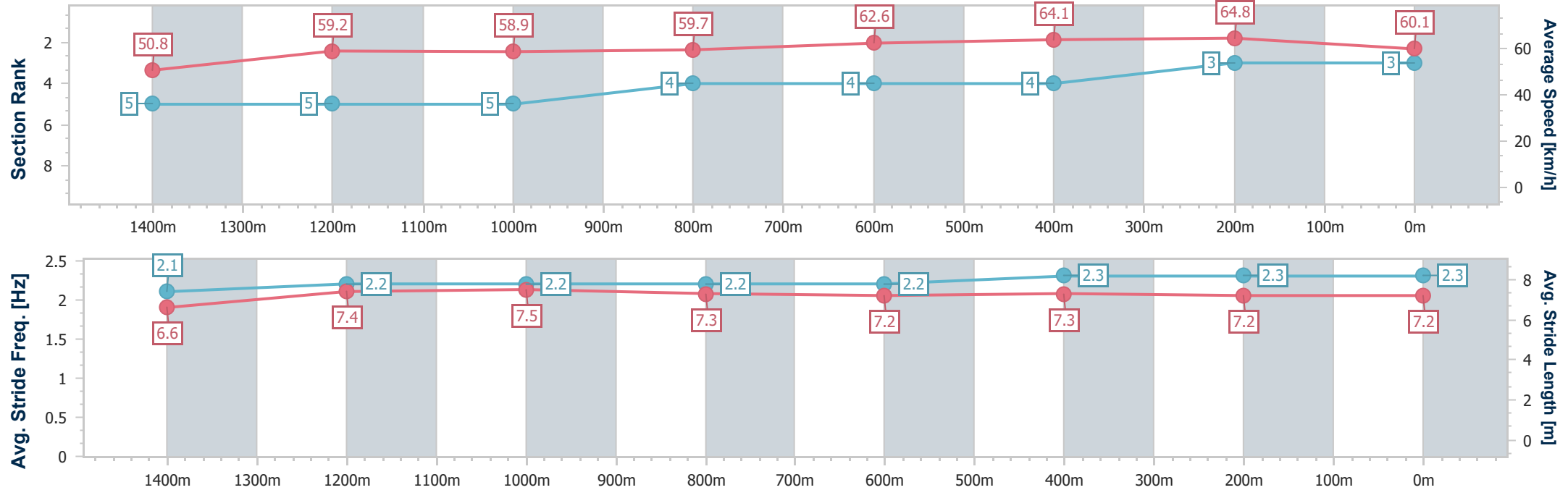
|                                |                |
|--------------------------------|----------------|
| Horse/Jockey Name              | Victory Win    |
| Final Rank                     | 3              |
| Fastest Section Time (Section) | 0:11.16 (400m) |
| Top Speed [km/h] (Section)     | 65.0 (400m)    |
| Race State                     | Finished       |



Eagle FarmProfessional  
Race 7: SEVEN MEMBERS MILE - 1600m  
27 December 2025 - 15:58  
Track Rating: Soft 5, Weather: Overcast, Rail Position: +5 metres  
Entire Course.



| Section                | Overall                  | 1400m                    | 1200m                    | 1000m                    | 800m                     | 600m                     | 400m                     | 200m                     |  |  |  |  |  |
|------------------------|--------------------------|--------------------------|--------------------------|--------------------------|--------------------------|--------------------------|--------------------------|--------------------------|--|--|--|--|--|
| Section Times          | 1:36.54 [3]<br>(0:14.15) | 1:22.39 [5]<br>(0:12.21) | 1:10.18 [5]<br>(0:12.19) | 0:57.99 [5]<br>(0:12.10) | 0:45.89 [4]<br>(0:11.55) | 0:34.34 [4]<br>(0:11.24) | 0:23.10 [4]<br>(0:11.16) | 0:11.94 [3]<br>(0:11.94) |  |  |  |  |  |
| Average Speed [km/h]   | 50.8                     | 59.2                     | 58.9                     | 59.7                     | 62.6                     | 64.1                     | 64.8                     | 60.1                     |  |  |  |  |  |
| Top Speed [km/h]       | 61.5                     | 61.0                     | 59.9                     | 62.0                     | 63.8                     | 64.8                     | 65.0                     | 63.3                     |  |  |  |  |  |
| Avg. Dist. to Rail [m] | 2.3                      | 1.0                      | 1.5                      | 0.5                      | 0.3                      | 1.1                      | 4.4                      | 5.0                      |  |  |  |  |  |
| Avg. Stride Freq. [Hz] | 2.1                      | 2.2                      | 2.2                      | 2.2                      | 2.2                      | 2.3                      | 2.3                      | 2.3                      |  |  |  |  |  |
| Avg. Stride Length [m] | 6.6                      | 7.4                      | 7.5                      | 7.3                      | 7.2                      | 7.3                      | 7.2                      | 7.2                      |  |  |  |  |  |



[ ] Ranking at each section and finish  
-.-.- No data available at this section  
NA No data available



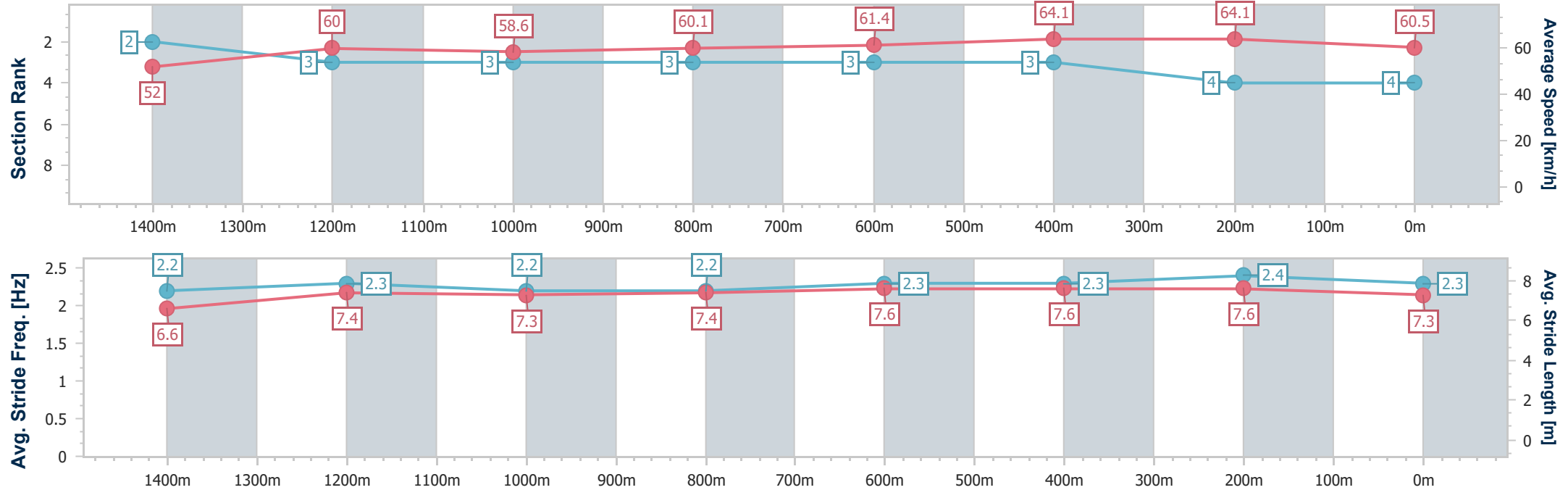
|                                |                  |
|--------------------------------|------------------|
| Horse/Jockey Name              | Cunnamulla Fella |
| Final Rank                     | 4                |
| Fastest Section Time (Section) | 0:11.22 (400m)   |
| Top Speed [km/h] (Section)     | 65.2 (600m)      |
| Race State                     | Finished         |



Eagle FarmProfessional  
Race 7: SEVEN MEMBERS MILE - 1600m  
27 December 2025 - 15:58  
Track Rating: Soft 5, Weather: Overcast, Rail Position: +5 metres  
Entire Course.



| Section                | Overall                  | 1400m                    | 1200m                    | 1000m                    | 800m                     | 600m                     | 400m                     | 200m                     |  |  |  |  |  |
|------------------------|--------------------------|--------------------------|--------------------------|--------------------------|--------------------------|--------------------------|--------------------------|--------------------------|--|--|--|--|--|
| Section Times          | 1:36.57 [4]<br>(0:13.91) | 1:22.66 [2]<br>(0:12.00) | 1:10.66 [3]<br>(0:12.30) | 0:58.36 [3]<br>(0:12.05) | 0:46.31 [3]<br>(0:11.83) | 0:34.48 [3]<br>(0:11.33) | 0:23.15 [3]<br>(0:11.22) | 0:11.93 [4]<br>(0:11.93) |  |  |  |  |  |
| Average Speed [km/h]   | 52.0                     | 60.0                     | 58.6                     | 60.1                     | 61.4                     | 64.1                     | 64.1                     | 60.5                     |  |  |  |  |  |
| Top Speed [km/h]       | 62.6                     | 62.0                     | 59.1                     | 61.1                     | 63.1                     | 65.2                     | 65.2                     | 63.7                     |  |  |  |  |  |
| Avg. Dist. to Rail [m] | 3.8                      | 1.1                      | 1.6                      | 1.3                      | 2.2                      | 1.7                      | 5.7                      | 6.6                      |  |  |  |  |  |
| Avg. Stride Freq. [Hz] | 2.2                      | 2.3                      | 2.2                      | 2.2                      | 2.3                      | 2.3                      | 2.4                      | 2.3                      |  |  |  |  |  |
| Avg. Stride Length [m] | 6.6                      | 7.4                      | 7.3                      | 7.4                      | 7.6                      | 7.6                      | 7.6                      | 7.3                      |  |  |  |  |  |





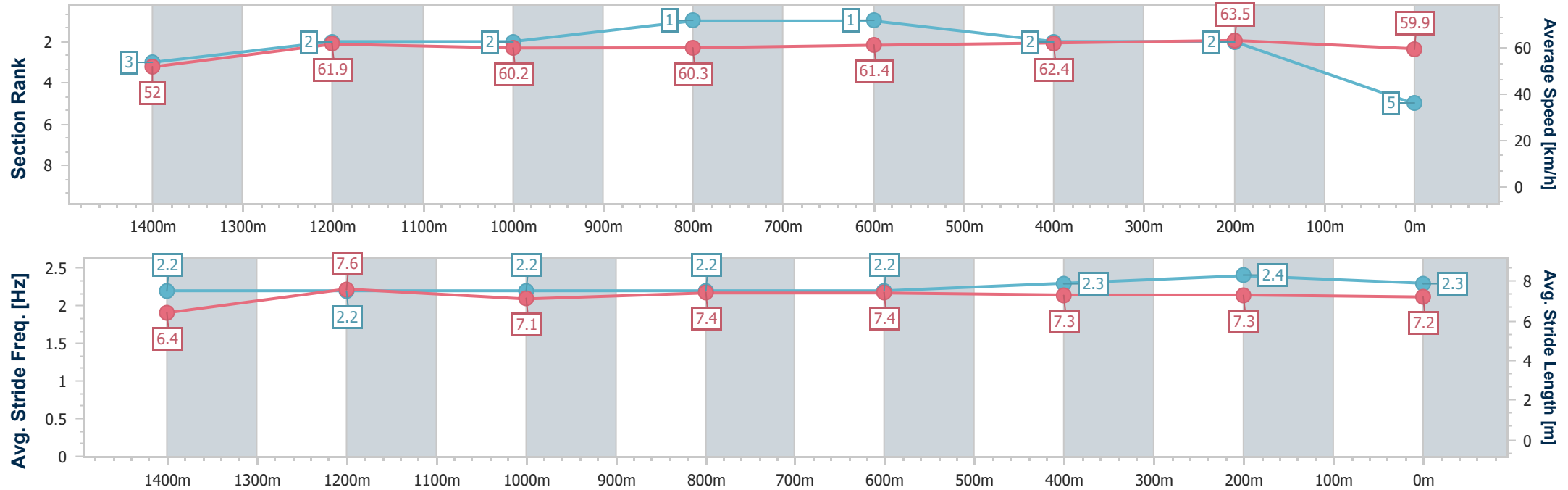
|                                |                |
|--------------------------------|----------------|
| Horse/Jockey Name              | Torabella      |
| Final Rank                     | 5              |
| Fastest Section Time (Section) | 0:11.34 (400m) |
| Top Speed [km/h] (Section)     | 65.3 (Overall) |
| Race State                     | Finished       |



Eagle Farm Professional  
Race 7: SEVEN MEMBERS MILE - 1600m  
27 December 2025 - 15:58  
Track Rating: Soft 5, Weather: Overcast, Rail Position: +5 metres  
Entire Course.



| Section                | Overall                  | 1400m                    | 1200m                    | 1000m                    | 800m                     | 600m                     | 400m                     | 200m                     |  |  |  |  |  |
|------------------------|--------------------------|--------------------------|--------------------------|--------------------------|--------------------------|--------------------------|--------------------------|--------------------------|--|--|--|--|--|
| Section Times          | 1:36.58 [5]<br>(0:13.95) | 1:22.63 [3]<br>(0:11.66) | 1:10.97 [2]<br>(0:11.97) | 0:59.00 [2]<br>(0:12.04) | 0:46.96 [1]<br>(0:11.93) | 0:35.03 [1]<br>(0:11.65) | 0:23.38 [2]<br>(0:11.34) | 0:12.04 [2]<br>(0:12.04) |  |  |  |  |  |
| Average Speed [km/h]   | 52.0                     | 61.9                     | 60.2                     | 60.3                     | 61.4                     | 62.4                     | 63.5                     | 59.9                     |  |  |  |  |  |
| Top Speed [km/h]       | 65.3                     | 64.4                     | 60.3                     | 61.2                     | 61.5                     | 63.5                     | 64.0                     | 62.9                     |  |  |  |  |  |
| Avg. Dist. to Rail [m] | 7.6                      | 2.5                      | 2.5                      | 2.3                      | 3.1                      | 2.2                      | 4.8                      | 6.7                      |  |  |  |  |  |
| Avg. Stride Freq. [Hz] | 2.2                      | 2.2                      | 2.2                      | 2.2                      | 2.2                      | 2.3                      | 2.4                      | 2.3                      |  |  |  |  |  |
| Avg. Stride Length [m] | 6.4                      | 7.6                      | 7.1                      | 7.4                      | 7.4                      | 7.3                      | 7.3                      | 7.2                      |  |  |  |  |  |



[ ] Ranking at each section and finish  
-.-.- No data available at this section  
NA No data available





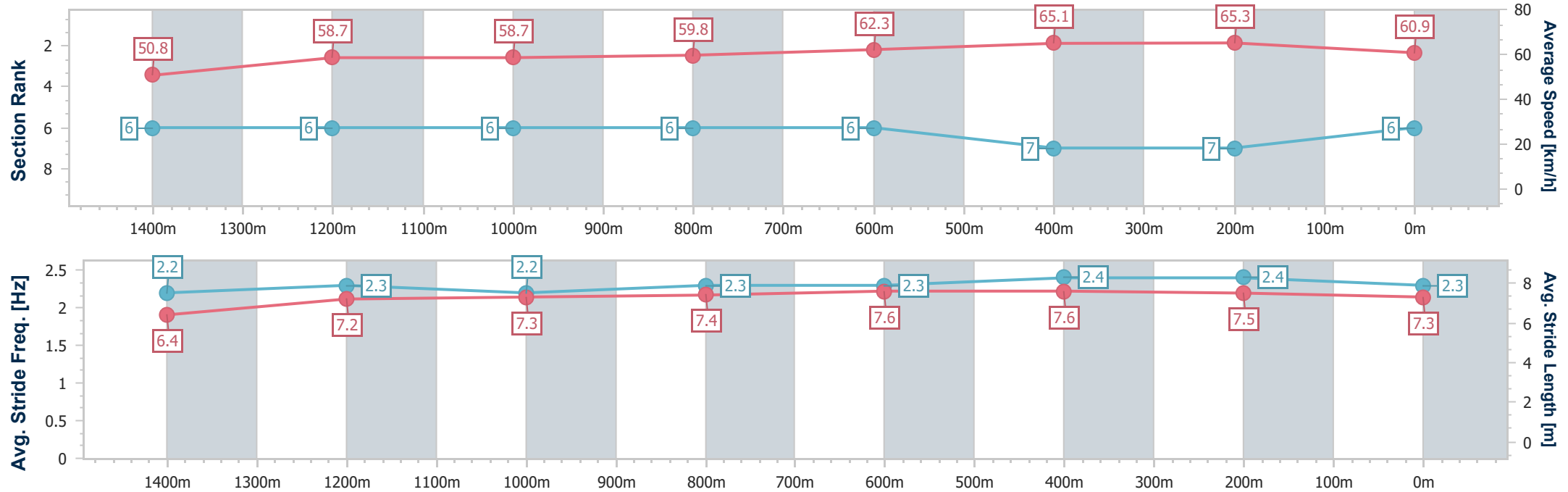
|                                |                |
|--------------------------------|----------------|
| Horse/Jockey Name              | Demon Darb     |
| Final Rank                     | 6              |
| Fastest Section Time (Section) | 0:11.05 (400m) |
| Top Speed [km/h] (Section)     | 66.4 (600m)    |
| Race State                     | Finished       |



Eagle Farm Professional  
Race 7: SEVEN MEMBERS MILE - 1600m  
27 December 2025 - 15:58  
Track Rating: Soft 5, Weather: Overcast, Rail Position: +5 metres  
Entire Course.



| Section                | Overall                  | 1400m                    | 1200m                    | 1000m                    | 800m                     | 600m                     | 400m                     | 200m                     |  |  |  |  |  |
|------------------------|--------------------------|--------------------------|--------------------------|--------------------------|--------------------------|--------------------------|--------------------------|--------------------------|--|--|--|--|--|
| Section Times          | 1:36.65 [6]<br>(0:14.19) | 1:22.46 [6]<br>(0:12.29) | 1:10.17 [6]<br>(0:12.27) | 0:57.90 [6]<br>(0:12.12) | 0:45.78 [6]<br>(0:11.69) | 0:34.09 [6]<br>(0:11.22) | 0:22.87 [7]<br>(0:11.05) | 0:11.82 [7]<br>(0:11.82) |  |  |  |  |  |
| Average Speed [km/h]   | 50.8                     | 58.7                     | 58.7                     | 59.8                     | 62.3                     | 65.1                     | 65.3                     | 60.9                     |  |  |  |  |  |
| Top Speed [km/h]       | 62.3                     | 60.9                     | 60.1                     | 62.1                     | 64.3                     | 66.4                     | 66.0                     | 64.0                     |  |  |  |  |  |
| Avg. Dist. to Rail [m] | 2.6                      | 0.9                      | 1.4                      | 1.5                      | 2.0                      | 3.7                      | 8.5                      | 8.0                      |  |  |  |  |  |
| Avg. Stride Freq. [Hz] | 2.2                      | 2.3                      | 2.2                      | 2.3                      | 2.3                      | 2.4                      | 2.4                      | 2.3                      |  |  |  |  |  |
| Avg. Stride Length [m] | 6.4                      | 7.2                      | 7.3                      | 7.4                      | 7.6                      | 7.6                      | 7.5                      | 7.3                      |  |  |  |  |  |



[ ] Ranking at each section and finish  
-.-.- No data available at this section  
NA No data available



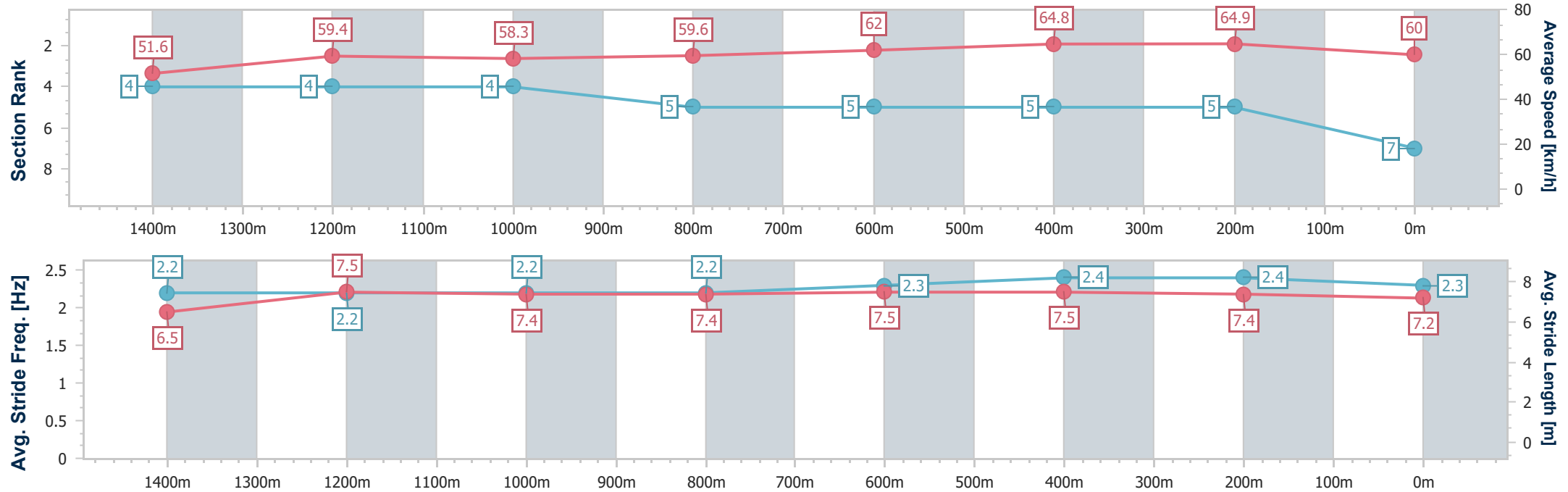
|                                |                |
|--------------------------------|----------------|
| Horse/Jockey Name              | Encoder        |
| Final Rank                     | 7              |
| Fastest Section Time (Section) | 0:11.10 (400m) |
| Top Speed [km/h] (Section)     | 66.1 (600m)    |
| Race State                     | Finished       |



Eagle FarmProfessional  
Race 7: SEVEN MEMBERS MILE - 1600m  
27 December 2025 - 15:58  
Track Rating: Soft 5, Weather: Overcast, Rail Position: +5 metres  
Entire Course.



| Section                | Overall                  | 1400m                    | 1200m                    | 1000m                    | 800m                     | 600m                     | 400m                     | 200m                     |  |  |  |  |  |
|------------------------|--------------------------|--------------------------|--------------------------|--------------------------|--------------------------|--------------------------|--------------------------|--------------------------|--|--|--|--|--|
| Section Times          | 1:36.68 [7]<br>(0:14.03) | 1:22.65 [4]<br>(0:12.14) | 1:10.51 [4]<br>(0:12.35) | 0:58.16 [4]<br>(0:12.19) | 0:45.97 [5]<br>(0:11.74) | 0:34.23 [5]<br>(0:11.13) | 0:23.10 [5]<br>(0:11.10) | 0:12.00 [5]<br>(0:12.00) |  |  |  |  |  |
| Average Speed [km/h]   | 51.6                     | 59.4                     | 58.3                     | 59.6                     | 62.0                     | 64.8                     | 64.9                     | 60.0                     |  |  |  |  |  |
| Top Speed [km/h]       | 62.9                     | 61.9                     | 59.1                     | 61.5                     | 63.7                     | 66.1                     | 65.8                     | 64.0                     |  |  |  |  |  |
| Avg. Dist. to Rail [m] | 4.9                      | 2.0                      | 2.3                      | 2.0                      | 2.1                      | 0.5                      | 5.1                      | 5.9                      |  |  |  |  |  |
| Avg. Stride Freq. [Hz] | 2.2                      | 2.2                      | 2.2                      | 2.2                      | 2.3                      | 2.4                      | 2.4                      | 2.3                      |  |  |  |  |  |
| Avg. Stride Length [m] | 6.5                      | 7.5                      | 7.4                      | 7.4                      | 7.5                      | 7.5                      | 7.4                      | 7.2                      |  |  |  |  |  |



[ ] Ranking at each section and finish  
- - - - - No data available at this section  
NA No data available



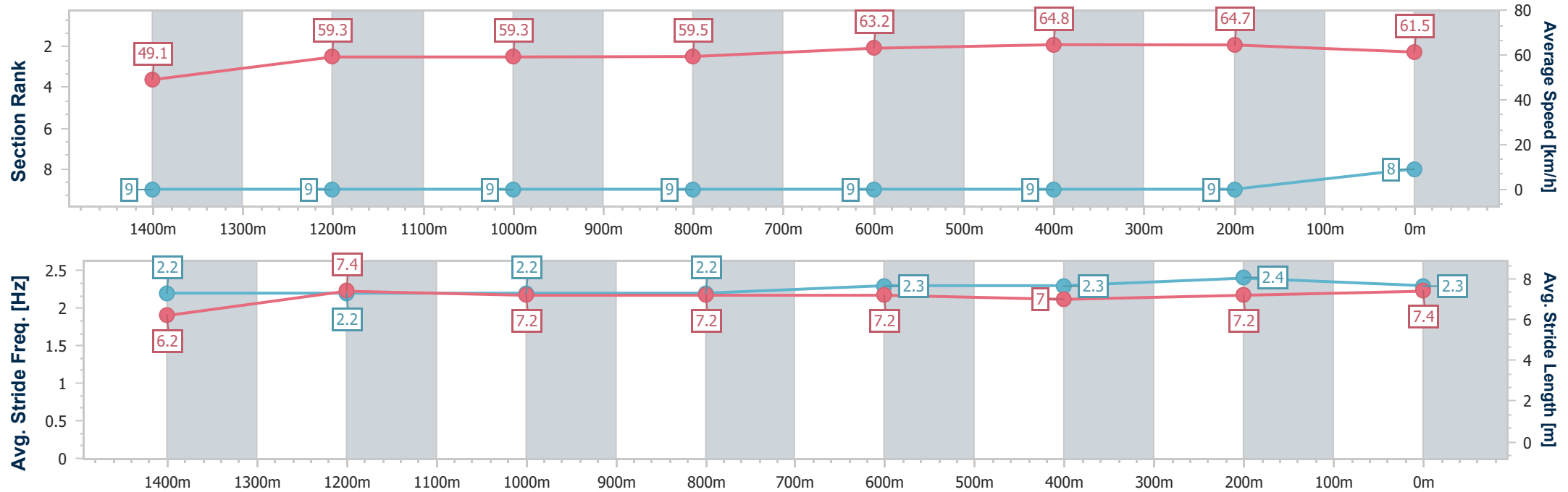
|                                |                |
|--------------------------------|----------------|
| Horse/Jockey Name              | That's Molly   |
| Final Rank                     | 8              |
| Fastest Section Time (Section) | 0:11.08 (400m) |
| Top Speed [km/h] (Section)     | 65.6 (400m)    |
| Race State                     | Finished       |



Eagle FarmProfessional  
Race 7: SEVEN MEMBERS MILE - 1600m  
27 December 2025 - 15:58  
Track Rating: Soft 5, Weather: Overcast, Rail Position: +5 metres  
Entire Course.



| Section                | Overall                  | 1400m                    | 1200m                    | 1000m                    | 800m                     | 600m                     | 400m                     | 200m                     |  |  |  |  |  |
|------------------------|--------------------------|--------------------------|--------------------------|--------------------------|--------------------------|--------------------------|--------------------------|--------------------------|--|--|--|--|--|
| Section Times          | 1:36.79 [8]<br>(0:14.62) | 1:22.17 [9]<br>(0:12.18) | 1:09.99 [9]<br>(0:12.19) | 0:57.80 [9]<br>(0:12.24) | 0:45.56 [9]<br>(0:11.56) | 0:34.00 [9]<br>(0:11.21) | 0:22.79 [9]<br>(0:11.08) | 0:11.71 [9]<br>(0:11.71) |  |  |  |  |  |
| Average Speed [km/h]   | 49.1                     | 59.3                     | 59.3                     | 59.5                     | 63.2                     | 64.8                     | 64.7                     | 61.5                     |  |  |  |  |  |
| Top Speed [km/h]       | 62.6                     | 62.4                     | 60.8                     | 62.0                     | 64.2                     | 65.5                     | 65.6                     | 63.8                     |  |  |  |  |  |
| Avg. Dist. to Rail [m] | 4.9                      | 1.8                      | 2.9                      | 2.6                      | 2.6                      | 1.6                      | 5.9                      | 7.2                      |  |  |  |  |  |
| Avg. Stride Freq. [Hz] | 2.2                      | 2.2                      | 2.2                      | 2.2                      | 2.3                      | 2.3                      | 2.4                      | 2.3                      |  |  |  |  |  |
| Avg. Stride Length [m] | 6.2                      | 7.4                      | 7.2                      | 7.2                      | 7.2                      | 7.0                      | 7.2                      | 7.4                      |  |  |  |  |  |



[ ] Ranking at each section and finish  
-.-.- No data available at this section  
NA No data available



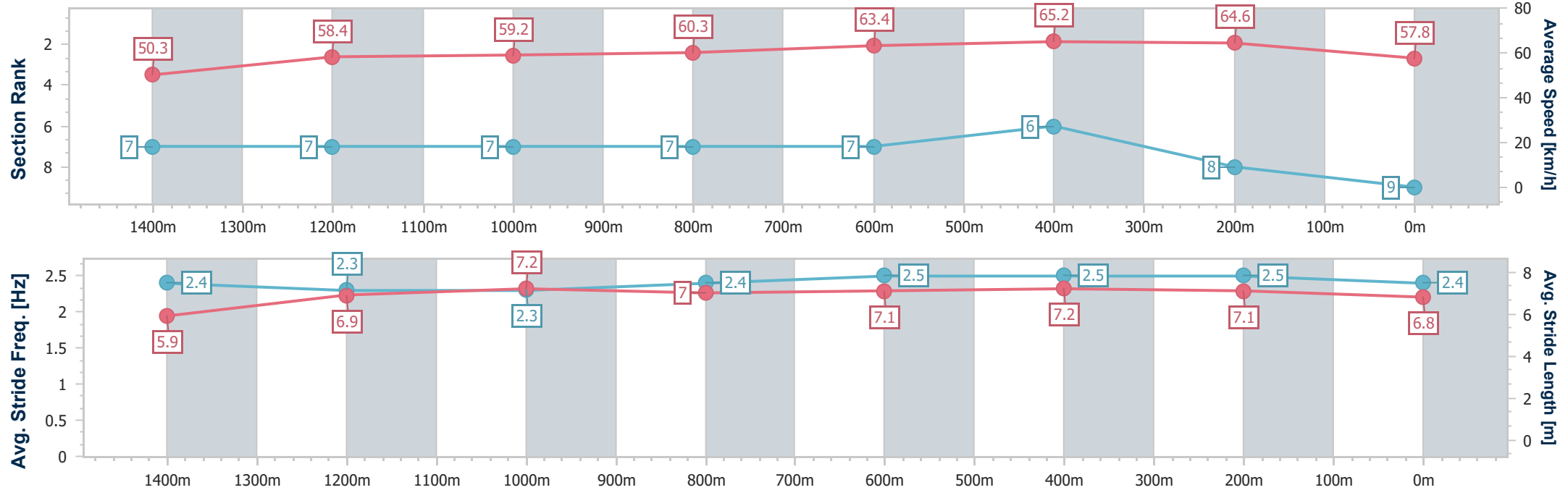
|                                |                |
|--------------------------------|----------------|
| Horse/Jockey Name              | Snitzanova     |
| Final Rank                     | 9              |
| Fastest Section Time (Section) | 0:11.14 (600m) |
| Top Speed [km/h] (Section)     | 66.2 (600m)    |
| Race State                     | Finished       |



Eagle Farm Professional  
Race 7: SEVEN MEMBERS MILE - 1600m  
27 December 2025 - 15:58  
Track Rating: Soft 5, Weather: Overcast, Rail Position: +5 metres Entire Course.



| Section                | Overall                  | 1400m                    | 1200m                    | 1000m                    | 800m                     | 600m                     | 400m                     | 200m                     |  |  |  |  |  |
|------------------------|--------------------------|--------------------------|--------------------------|--------------------------|--------------------------|--------------------------|--------------------------|--------------------------|--|--|--|--|--|
| Section Times          | 1:37.37 [9]<br>(0:14.35) | 1:23.02 [7]<br>(0:12.38) | 1:10.64 [7]<br>(0:12.21) | 0:58.43 [7]<br>(0:12.11) | 0:46.32 [7]<br>(0:11.58) | 0:34.74 [7]<br>(0:11.14) | 0:23.60 [6]<br>(0:11.15) | 0:12.45 [8]<br>(0:12.45) |  |  |  |  |  |
| Average Speed [km/h]   | 50.3                     | 58.4                     | 59.2                     | 60.3                     | 63.4                     | 65.2                     | 64.6                     | 57.8                     |  |  |  |  |  |
| Top Speed [km/h]       | 62.3                     | 61.7                     | 60.1                     | 63.1                     | 63.9                     | 66.2                     | 65.6                     | 62.5                     |  |  |  |  |  |
| Avg. Dist. to Rail [m] | 6.7                      | 3.9                      | 4.1                      | 3.4                      | 3.2                      | 2.6                      | 8.1                      | 8.7                      |  |  |  |  |  |
| Avg. Stride Freq. [Hz] | 2.4                      | 2.3                      | 2.3                      | 2.4                      | 2.5                      | 2.5                      | 2.5                      | 2.4                      |  |  |  |  |  |
| Avg. Stride Length [m] | 5.9                      | 6.9                      | 7.2                      | 7.0                      | 7.1                      | 7.2                      | 7.1                      | 6.8                      |  |  |  |  |  |





Eagle Farm Professional  
Race 8: MAGIC MILLIONS FALVELON - 1200m  
27 December 2025 - 16:34



Track Rating: Soft 5, Weather: Overcast, Rail Position: +5 metres Entire Course.

| Section     |                    | Overall   |                  |                 |              | 1000m        | 800m         | 600m         | 400m         | 200m         | Last 600m |         |                        |
|-------------|--------------------|-----------|------------------|-----------------|--------------|--------------|--------------|--------------|--------------|--------------|-----------|---------|------------------------|
| Field Times |                    | 1:09.23   |                  |                 |              | 0:56.03      | 0:45.12      | 0:34.10      | 0:22.89      | 0:11.71      | 0:34.10   |         |                        |
|             |                    | (0:13.20) |                  |                 |              | (0:10.91)    | (0:11.02)    | (0:11.21)    | (0:11.18)    | (0:11.71)    |           |         |                        |
| Rank        | TAB Horse/Jockey   | Barrier   | Top Speed [km/h] | Fastest Section |              |              |              |              |              |              |           |         | Distance Travelled [m] |
| 1           | 1 HIDDEN WEALTH    | 9         | 67.2             | 0:10.89         | 1:09.23 [1]  | 0:55.77 [3]  | 0:44.81 [3]  | 0:33.88 [3]  | 0:22.60 [4]  | 0:11.71 [1]  | 1:09.23   | 0:33.88 |                        |
|             | Ryan Maloney       |           | 1000m            | 400m            | (0:13.46)    | (0:10.96)    | (0:10.93)    | (0:11.28)    | (0:10.89)    | (0:11.71)    |           |         |                        |
| 2           | 8 FIRE STAR        | 1         | 67.6             | 0:10.93         | 1:09.26 [2]  | 0:55.71 [4]  | 0:44.78 [5]  | 0:33.82 [5]  | 0:22.74 [3]  | 0:11.69 [2]  | 0.16L     | 0:33.82 | -3                     |
|             | Jason Collett      |           | Overall          | 1000m           | (0:13.55)    | (0:10.93)    | (0:10.96)    | (0:11.08)    | (0:11.05)    | (0:11.69)    |           |         |                        |
| 3           | 9 PEREILLE         | 14        | 68.6             | 0:10.78         | 1:09.31 [3]  | 0:54.82 [14] | 0:43.99 [13] | 0:33.20 [12] | 0:22.38 [9]  | 0:11.60 [3]  | 0.49L     | 0:33.20 | -3                     |
|             | Ben Thompson       |           | 600m             | 400m            | (0:14.49)    | (0:10.83)    | (0:10.79)    | (0:10.82)    | (0:10.78)    | (0:11.60)    |           |         |                        |
| 4           | 3 PAYLINE          | 5         | 69.5             | 0:10.75         | 1:09.40 [4]  | 0:55.54 [10] | 0:44.62 [9]  | 0:33.58 [9]  | 0:22.43 [10] | 0:11.68 [4]  | 0.98L     | 0:33.58 | +4                     |
|             | Justin Huxtable    |           | 400m             | 400m            | (0:13.86)    | (0:10.92)    | (0:11.04)    | (0:11.15)    | (0:10.75)    | (0:11.68)    |           |         |                        |
| 5           | 2 FAR TOO EASY     | 11        | 67.9             | 0:10.80         | 1:09.71 [5]  | 0:55.68 [11] | 0:44.55 [12] | 0:33.57 [13] | 0:22.57 [13] | 0:11.77 [8]  | 2.81L     | 0:33.57 | +4                     |
|             | Kyle Wilson-Taylor |           | 400m             | 400m            | (0:14.03)    | (0:11.13)    | (0:10.98)    | (0:11.00)    | (0:10.80)    | (0:11.77)    |           |         |                        |
| 6           | 5 METALART         | 13        | 69.3             | 0:10.72         | 1:09.71 [6]  | 0:55.44 [13] | 0:44.30 [14] | 0:33.56 [14] | 0:22.47 [14] | 0:11.75 [10] | 2.82L     | 0:33.56 | +6                     |
|             | Michael Rodd       |           | 800m             | 400m            | (0:14.27)    | (0:11.14)    | (0:10.74)    | (0:11.09)    | (0:10.72)    | (0:11.75)    |           |         |                        |
| 7           | 4 KING KAPA        | 2         | 67.3             | 0:10.95         | 1:09.87 [7]  | 0:56.07 [9]  | 0:45.12 [8]  | 0:34.14 [8]  | 0:23.13 [7]  | 0:12.04 [6]  | 3.76L     | 0:34.14 | -2                     |
|             | Andrew Mallyon     |           | Overall          | 1000m           | (0:13.80)    | (0:10.95)    | (0:10.98)    | (0:11.01)    | (0:11.09)    | (0:12.04)    |           |         |                        |
| 8           | 6 LUBRICATION      | 15        | 68.1             | 0:10.85         | 1:09.99 [8]  | 0:55.46 [15] | 0:44.36 [15] | 0:33.50 [15] | 0:22.64 [15] | 0:11.79 [14] | 4.46L     | 0:33.50 | -1                     |
|             | Jake Bayliss       |           | 400m             | 400m            | (0:14.53)    | (0:11.10)    | (0:10.86)    | (0:10.86)    | (0:10.85)    | (0:11.79)    |           |         |                        |
| 9           | 10 MORAVIA         | 6         | 67.6             | 0:10.88         | 1:10.17 [9]  | 0:56.08 [12] | 0:45.20 [11] | 0:34.27 [11] | 0:23.19 [11] | 0:12.17 [12] | 5.53L     | 0:34.27 | +2                     |
|             | Daniel Moor        |           | 1000m            | 1000m           | (0:14.09)    | (0:10.88)    | (0:10.93)    | (0:11.08)    | (0:11.02)    | (0:12.17)    |           |         |                        |
| 10          | 15 FLEETWOOD       | 4         | 67.5             | 0:10.98         | 1:10.17 [10] | 0:56.61 [5]  | 0:45.57 [7]  | 0:34.59 [7]  | 0:23.46 [5]  | 0:12.22 [9]  | 5.55L     | 0:34.59 | -1                     |
|             | Angela Jones       |           | 1000m            | 800m            | (0:13.56)    | (0:11.04)    | (0:10.98)    | (0:11.13)    | (0:11.24)    | (0:12.22)    |           |         |                        |

Scratched: Swiss Exile (#17), King Yoshi (#13), Pre Eminence (#14)

Report Created: Sat 27 December 2025 17:28 GMT (Note: Timing is based on position data)

Page 1/17

[ ] Ranking at each section and finish  
-:-:- No data available at this section  
NA No data available

SCN Saddle cloth number  
DNF Did not finish  
DNT Did not track

data processed by  TRIPLESDATA



Eagle Farm Professional  
Race 8: MAGIC MILLIONS FALVELON - 1200m  
27 December 2025 - 16:34



Track Rating: Soft 5, Weather: Overcast, Rail Position: +5 metres Entire Course.

| Section     |                      | Overall   |                  |                 |              | 1000m       | 800m         | 600m         | 400m         | 200m         | Last 600m |         |        |                        |
|-------------|----------------------|-----------|------------------|-----------------|--------------|-------------|--------------|--------------|--------------|--------------|-----------|---------|--------|------------------------|
| Field Times |                      | 1:09.23   |                  |                 |              | 0:56.03     | 0:45.12      | 0:34.10      | 0:22.89      | 0:11.71      | 0:34.10   |         |        |                        |
|             |                      | (0:13.20) |                  |                 |              | (0:10.91)   | (0:11.02)    | (0:11.21)    | (0:11.18)    | (0:11.71)    |           |         |        |                        |
| Rank        | TAB Horse/Jockey     | Barrier   | Top Speed [km/h] | Fastest Section |              |             |              |              |              |              |           |         | Margin | Distance Travelled [m] |
| 11          | 12 HE'S HEAVEN       | 8         | 69.3             | 0:10.70         | 1:10.34 [11] | 0:56.62 [7] | 0:45.92 [4]  | 0:34.94 [4]  | 0:23.63 [6]  | 0:12.37 [11] | 6.54L     | 0:34.94 | +6     |                        |
|             | Emily Lang           |           | Overall          | 1000m           | (0:13.72)    | (0:10.70)   | (0:10.98)    | (0:11.31)    | (0:11.26)    | (0:12.37)    |           |         |        |                        |
| 12          | 11 VODKA MARTINI     | 12        | 69.0             | 0:10.88         | 1:10.49 [12] | 0:57.15 [2] | 0:46.27 [2]  | 0:35.36 [1]  | 0:24.15 [1]  | 0:12.73 [5]  | 7.43L     | 0:35.36 | +4     |                        |
|             | Cejay Graham         |           | 1000m            | 1000m           | (0:13.34)    | (0:10.88)   | (0:10.91)    | (0:11.21)    | (0:11.42)    | (0:12.73)    |           |         |        |                        |
| 13          | 18 PRINCE OF BOOM    | 10        | 67.8             | 0:10.91         | 1:10.72 [13] | 0:57.52 [1] | 0:46.61 [1]  | 0:35.55 [2]  | 0:24.33 [2]  | 0:12.82 [7]  | 8.77L     | 0:35.55 | +3     |                        |
|             | Mark Du Plessis      |           | Overall          | 1000m           | (0:13.20)    | (0:10.91)   | (0:11.06)    | (0:11.22)    | (0:11.51)    | (0:12.82)    |           |         |        |                        |
| 14          | 7 MANHOOD            | 3         | 67.3             | 0:10.94         | 1:10.73 [14] | 0:57.14 [6] | 0:46.20 [6]  | 0:35.19 [6]  | 0:23.95 [8]  | 0:12.64 [13] | 8.8L      | 0:35.19 | +2     |                        |
|             | Jag Guthmann-Chester |           | 1000m            | 1000m           | (0:13.59)    | (0:10.94)   | (0:11.01)    | (0:11.24)    | (0:11.31)    | (0:12.64)    |           |         |        |                        |
| 15          | 16 COSMIC FIRE       | 7         | 67.6             | 0:11.04         | 1:11.65 [15] | 0:57.88 [8] | 0:46.84 [10] | 0:35.80 [10] | 0:24.64 [12] | 0:13.20 [15] | 14.2L     | 0:35.80 | +4     |                        |
|             | Damien Thornton      |           | 1000m            | 1000m           | (0:13.77)    | (0:11.04)   | (0:11.04)    | (0:11.16)    | (0:11.44)    | (0:13.20)    |           |         |        |                        |

Scratched: Swiss Exile (#17), King Yoshi (#13), Pre Eminence (#14)



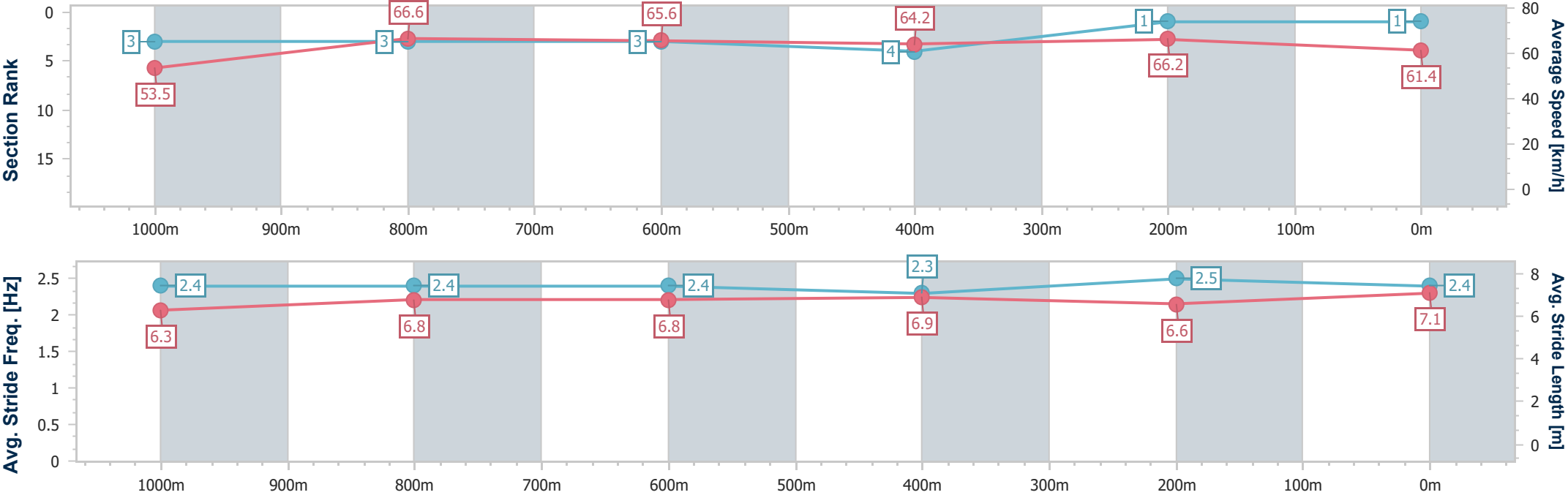
|                                |                |
|--------------------------------|----------------|
| Horse/Jockey Name              | Hidden Wealth  |
| Final Rank                     | 1              |
| Fastest Section Time (Section) | 0:10.89 (400m) |
| Top Speed [km/h] (Section)     | 67.2 (1000m)   |
| Race State                     | Finished       |



Eagle Farm Professional  
Race 8: MAGIC MILLIONS FALVELON - 1200m  
27 December 2025 - 16:34  
Track Rating: Soft 5, Weather: Overcast, Rail Position: +5 metres  
Entire Course.



| Section                | Overall                  | 1000m                    | 800m                     | 600m                     | 400m                     | 200m                     |  |  |  |  |  |  |  |
|------------------------|--------------------------|--------------------------|--------------------------|--------------------------|--------------------------|--------------------------|--|--|--|--|--|--|--|
| Section Times          | 1:09.23 [1]<br>(0:13.46) | 0:55.77 [3]<br>(0:10.96) | 0:44.81 [3]<br>(0:10.93) | 0:33.88 [3]<br>(0:11.28) | 0:22.60 [4]<br>(0:10.89) | 0:11.71 [1]<br>(0:11.71) |  |  |  |  |  |  |  |
| Average Speed [km/h]   | 53.5                     | 66.6                     | 65.6                     | 64.2                     | 66.2                     | 61.4                     |  |  |  |  |  |  |  |
| Top Speed [km/h]       | 66.7                     | 67.2                     | 66.5                     | 64.9                     | 66.8                     | 65.1                     |  |  |  |  |  |  |  |
| Avg. Dist. to Rail [m] | 5.5                      | 1.4                      | 0.5                      | 1.0                      | 5.3                      | 4.8                      |  |  |  |  |  |  |  |
| Avg. Stride Freq. [Hz] | 2.4                      | 2.4                      | 2.4                      | 2.3                      | 2.5                      | 2.4                      |  |  |  |  |  |  |  |
| Avg. Stride Length [m] | 6.3                      | 6.8                      | 6.8                      | 6.9                      | 6.6                      | 7.1                      |  |  |  |  |  |  |  |



[ ] Ranking at each section and finish  
-.-.- No data available at this section  
NA No data available



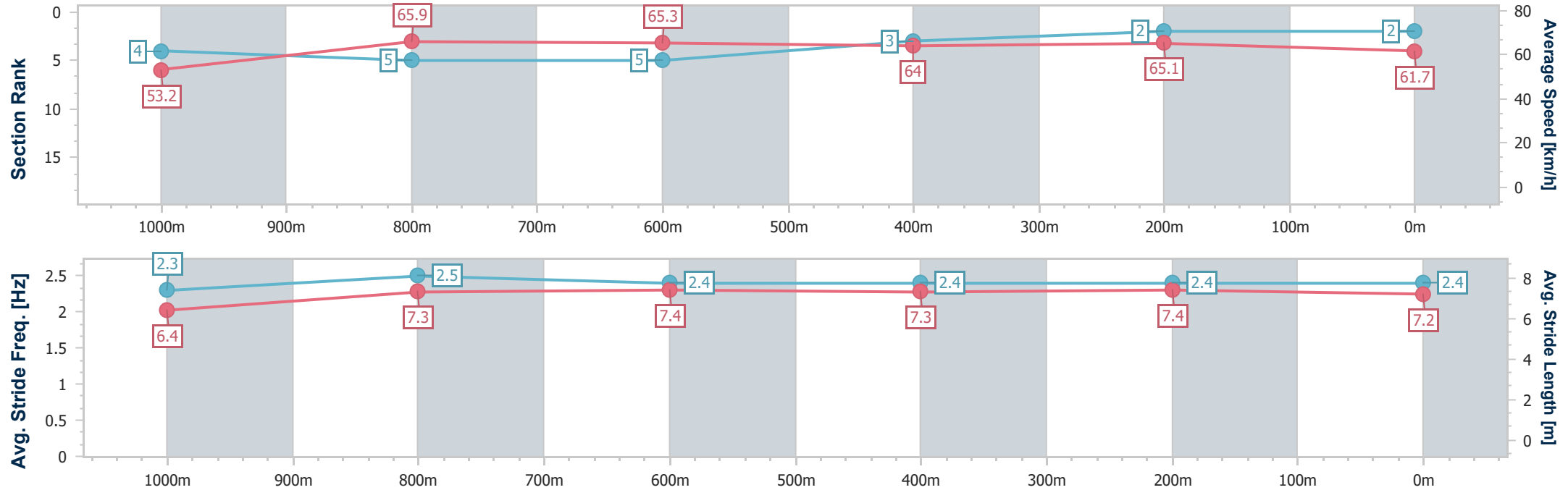
|                                |                 |
|--------------------------------|-----------------|
| Horse/Jockey Name              | Fire Star       |
| Final Rank                     | 2               |
| Fastest Section Time (Section) | 0:10.93 (1000m) |
| Top Speed [km/h] (Section)     | 67.6 (Overall)  |
| Race State                     | Finished        |



Eagle FarmProfessional  
Race 8: MAGIC MILLIONS FALVELON - 1200m  
27 December 2025 - 16:34  
Track Rating: Soft 5, Weather: Overcast, Rail Position: +5 metres  
Entire Course.



| Section                | Overall                  | 1000m                    | 800m                     | 600m                     | 400m                     | 200m                     |  |  |  |  |  |  |  |
|------------------------|--------------------------|--------------------------|--------------------------|--------------------------|--------------------------|--------------------------|--|--|--|--|--|--|--|
| Section Times          | 1:09.26 [2]<br>(0:13.55) | 0:55.71 [4]<br>(0:10.93) | 0:44.78 [5]<br>(0:10.96) | 0:33.82 [5]<br>(0:11.08) | 0:22.74 [3]<br>(0:11.05) | 0:11.69 [2]<br>(0:11.69) |  |  |  |  |  |  |  |
| Average Speed [km/h]   | 53.2                     | 65.9                     | 65.3                     | 64.0                     | 65.1                     | 61.7                     |  |  |  |  |  |  |  |
| Top Speed [km/h]       | 67.6                     | 66.5                     | 66.7                     | 65.1                     | 66.1                     | 64.5                     |  |  |  |  |  |  |  |
| Avg. Dist. to Rail [m] | 1.0                      | 0.5                      | 1.3                      | 2.5                      | 0.6                      | 0.9                      |  |  |  |  |  |  |  |
| Avg. Stride Freq. [Hz] | 2.3                      | 2.5                      | 2.4                      | 2.4                      | 2.4                      | 2.4                      |  |  |  |  |  |  |  |
| Avg. Stride Length [m] | 6.4                      | 7.3                      | 7.4                      | 7.3                      | 7.4                      | 7.2                      |  |  |  |  |  |  |  |



[ ] Ranking at each section and finish  
-.-.- No data available at this section  
NA No data available





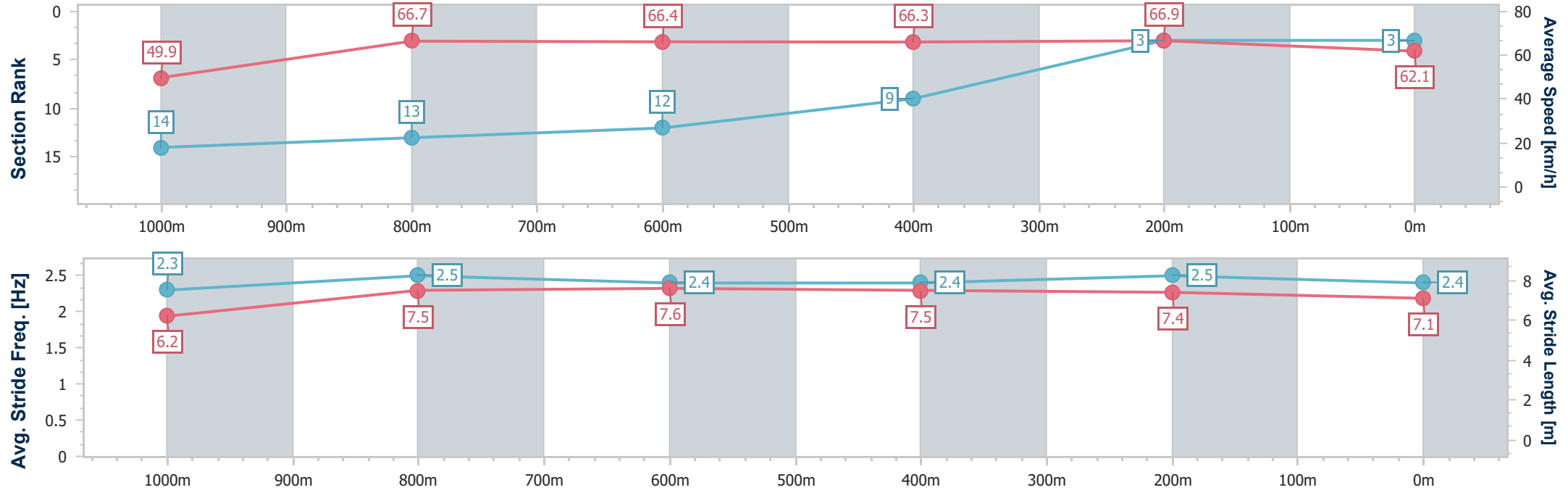
|                                |                |
|--------------------------------|----------------|
| Horse/Jockey Name              | Pereille       |
| Final Rank                     | 3              |
| Fastest Section Time (Section) | 0:10.78 (400m) |
| Top Speed [km/h] (Section)     | 68.6 (600m)    |
| Race State                     | Finished       |



Eagle FarmProfessional  
Race 8: MAGIC MILLIONS FALVELON - 1200m  
27 December 2025 - 16:34  
Track Rating: Soft 5, Weather: Overcast, Rail Position: +5 metres  
Entire Course.



| Section                | Overall                  | 1000m                     | 800m                      | 600m                      | 400m                     | 200m                     |  |  |  |  |  |  |  |
|------------------------|--------------------------|---------------------------|---------------------------|---------------------------|--------------------------|--------------------------|--|--|--|--|--|--|--|
| Section Times          | 1:09.31 [3]<br>(0:14.49) | 0:54.82 [14]<br>(0:10.83) | 0:43.99 [13]<br>(0:10.79) | 0:33.20 [12]<br>(0:10.82) | 0:22.38 [9]<br>(0:10.78) | 0:11.60 [3]<br>(0:11.60) |  |  |  |  |  |  |  |
| Average Speed [km/h]   | 49.9                     | 66.7                      | 66.4                      | 66.3                      | 66.9                     | 62.1                     |  |  |  |  |  |  |  |
| Top Speed [km/h]       | 65.0                     | 68.2                      | 67.6                      | 68.6                      | 68.3                     | 64.8                     |  |  |  |  |  |  |  |
| Avg. Dist. to Rail [m] | 7.9                      | 0.7                       | 0.7                       | 1.1                       | 2.9                      | 4.5                      |  |  |  |  |  |  |  |
| Avg. Stride Freq. [Hz] | 2.3                      | 2.5                       | 2.4                       | 2.4                       | 2.5                      | 2.4                      |  |  |  |  |  |  |  |
| Avg. Stride Length [m] | 6.2                      | 7.5                       | 7.6                       | 7.5                       | 7.4                      | 7.1                      |  |  |  |  |  |  |  |



[ ] Ranking at each section and finish  
- - - - - No data available at this section  
NA No data available



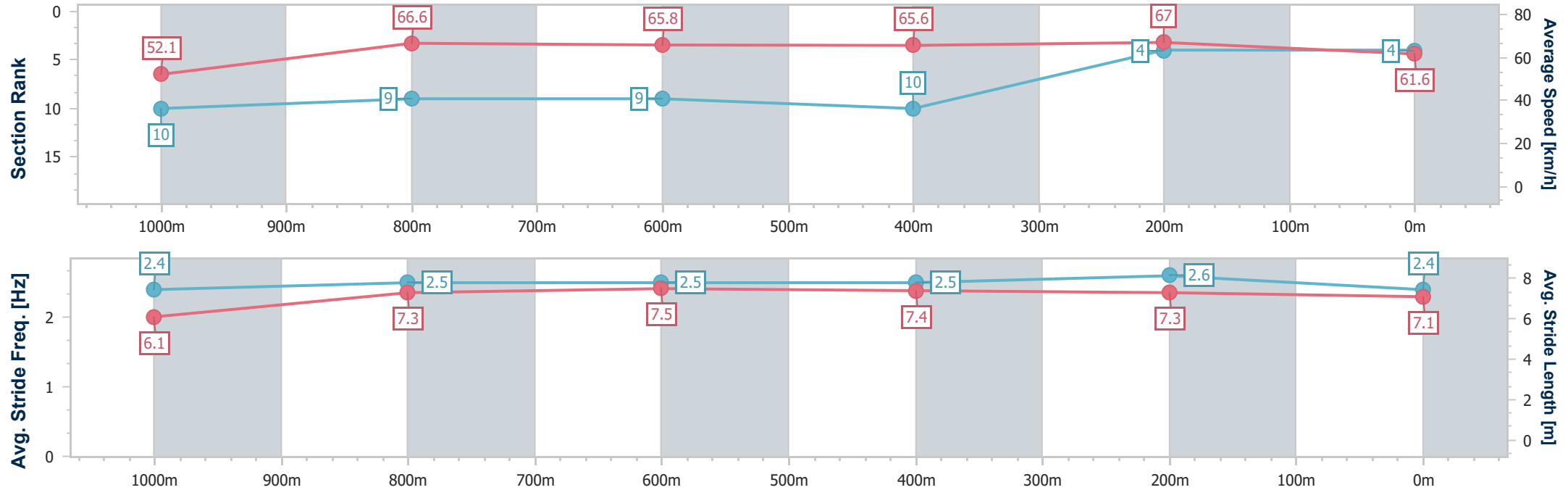
|                                |                |
|--------------------------------|----------------|
| Horse/Jockey Name              | Payline        |
| Final Rank                     | 4              |
| Fastest Section Time (Section) | 0:10.75 (400m) |
| Top Speed [km/h] (Section)     | 69.5 (400m)    |
| Race State                     | Finished       |



Eagle Farm Professional  
Race 8: MAGIC MILLIONS FALVELON - 1200m  
27 December 2025 - 16:34  
Track Rating: Soft 5, Weather: Overcast, Rail Position: +5 metres  
Entire Course.



| Section                | Overall                  | 1000m                     | 800m                     | 600m                     | 400m                      | 200m                     |  |  |  |  |  |  |  |
|------------------------|--------------------------|---------------------------|--------------------------|--------------------------|---------------------------|--------------------------|--|--|--|--|--|--|--|
| Section Times          | 1:09.40 [4]<br>(0:13.86) | 0:55.54 [10]<br>(0:10.92) | 0:44.62 [9]<br>(0:11.04) | 0:33.58 [9]<br>(0:11.15) | 0:22.43 [10]<br>(0:10.75) | 0:11.68 [4]<br>(0:11.68) |  |  |  |  |  |  |  |
| Average Speed [km/h]   | 52.1                     | 66.6                      | 65.8                     | 65.6                     | 67.0                      | 61.6                     |  |  |  |  |  |  |  |
| Top Speed [km/h]       | 67.1                     | 67.1                      | 66.4                     | 66.8                     | 69.5                      | 65.2                     |  |  |  |  |  |  |  |
| Avg. Dist. to Rail [m] | 3.2                      | 2.6                       | 2.0                      | 2.7                      | 7.9                       | 5.8                      |  |  |  |  |  |  |  |
| Avg. Stride Freq. [Hz] | 2.4                      | 2.5                       | 2.5                      | 2.5                      | 2.6                       | 2.4                      |  |  |  |  |  |  |  |
| Avg. Stride Length [m] | 6.1                      | 7.3                       | 7.5                      | 7.4                      | 7.3                       | 7.1                      |  |  |  |  |  |  |  |



[ ] Ranking at each section and finish  
-.-.- No data available at this section  
NA No data available



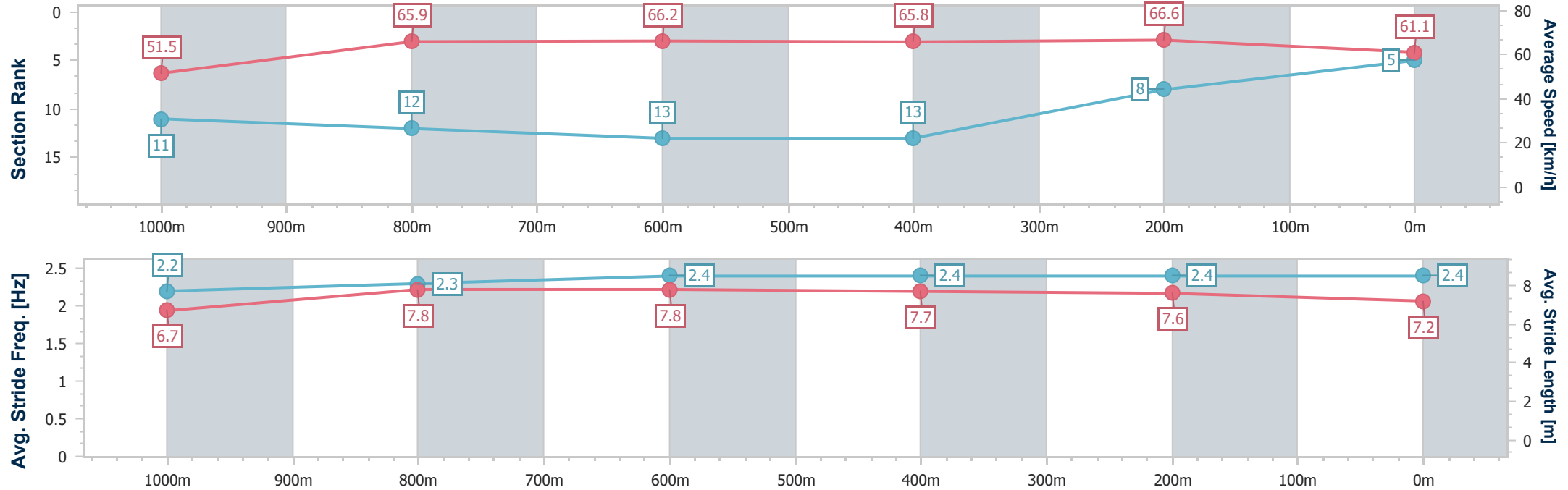
|                                |                |
|--------------------------------|----------------|
| Horse/Jockey Name              | Far Too Easy   |
| Final Rank                     | 5              |
| Fastest Section Time (Section) | 0:10.80 (400m) |
| Top Speed [km/h] (Section)     | 67.9 (400m)    |
| Race State                     | Finished       |



Eagle Farm Professional  
Race 8: MAGIC MILLIONS FALVELON - 1200m  
27 December 2025 - 16:34  
Track Rating: Soft 5, Weather: Overcast, Rail Position: +5 metres  
Entire Course.



| Section                | Overall                  | 1000m                     | 800m                      | 600m                      | 400m                      | 200m                     |  |  |  |  |  |  |  |
|------------------------|--------------------------|---------------------------|---------------------------|---------------------------|---------------------------|--------------------------|--|--|--|--|--|--|--|
| Section Times          | 1:09.71 [5]<br>(0:14.03) | 0:55.68 [11]<br>(0:11.13) | 0:44.55 [12]<br>(0:10.98) | 0:33.57 [13]<br>(0:11.00) | 0:22.57 [13]<br>(0:10.80) | 0:11.77 [8]<br>(0:11.77) |  |  |  |  |  |  |  |
| Average Speed [km/h]   | 51.5                     | 65.9                      | 66.2                      | 65.8                      | 66.6                      | 61.1                     |  |  |  |  |  |  |  |
| Top Speed [km/h]       | 64.7                     | 66.4                      | 67.1                      | 67.1                      | 67.9                      | 65.4                     |  |  |  |  |  |  |  |
| Avg. Dist. to Rail [m] | 7.0                      | 3.0                       | 2.2                       | 1.7                       | 6.5                       | 7.2                      |  |  |  |  |  |  |  |
| Avg. Stride Freq. [Hz] | 2.2                      | 2.3                       | 2.4                       | 2.4                       | 2.4                       | 2.4                      |  |  |  |  |  |  |  |
| Avg. Stride Length [m] | 6.7                      | 7.8                       | 7.8                       | 7.7                       | 7.6                       | 7.2                      |  |  |  |  |  |  |  |



[ ] Ranking at each section and finish  
- - - - - No data available at this section  
NA No data available



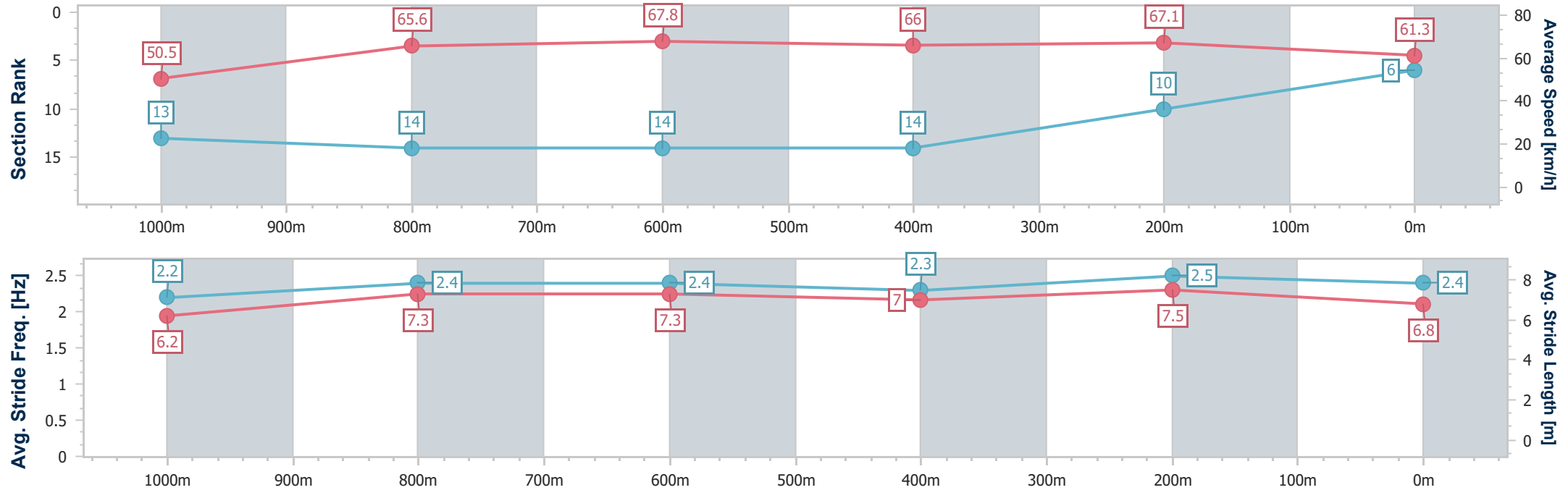
|                                |                |
|--------------------------------|----------------|
| Horse/Jockey Name              | Metalart       |
| Final Rank                     | 6              |
| Fastest Section Time (Section) | 0:10.72 (400m) |
| Top Speed [km/h] (Section)     | 69.3 (800m)    |
| Race State                     | Finished       |



Eagle FarmProfessional  
Race 8: MAGIC MILLIONS FALVELON - 1200m  
27 December 2025 - 16:34  
Track Rating: Soft 5, Weather: Overcast, Rail Position: +5 metres  
Entire Course.



| Section                | Overall                  | 1000m                     | 800m                      | 600m                      | 400m                      | 200m                      |  |  |  |  |  |  |  |
|------------------------|--------------------------|---------------------------|---------------------------|---------------------------|---------------------------|---------------------------|--|--|--|--|--|--|--|
| Section Times          | 1:09.71 [6]<br>(0:14.27) | 0:55.44 [13]<br>(0:11.14) | 0:44.30 [14]<br>(0:10.74) | 0:33.56 [14]<br>(0:11.09) | 0:22.47 [14]<br>(0:10.72) | 0:11.75 [10]<br>(0:11.75) |  |  |  |  |  |  |  |
| Average Speed [km/h]   | 50.5                     | 65.6                      | 67.8                      | 66.0                      | 67.1                      | 61.3                      |  |  |  |  |  |  |  |
| Top Speed [km/h]       | 64.3                     | 66.6                      | 69.3                      | 68.1                      | 68.2                      | 66.0                      |  |  |  |  |  |  |  |
| Avg. Dist. to Rail [m] | 8.1                      | 3.0                       | 2.8                       | 2.6                       | 12.4                      | 14.0                      |  |  |  |  |  |  |  |
| Avg. Stride Freq. [Hz] | 2.2                      | 2.4                       | 2.4                       | 2.3                       | 2.5                       | 2.4                       |  |  |  |  |  |  |  |
| Avg. Stride Length [m] | 6.2                      | 7.3                       | 7.3                       | 7.0                       | 7.5                       | 6.8                       |  |  |  |  |  |  |  |





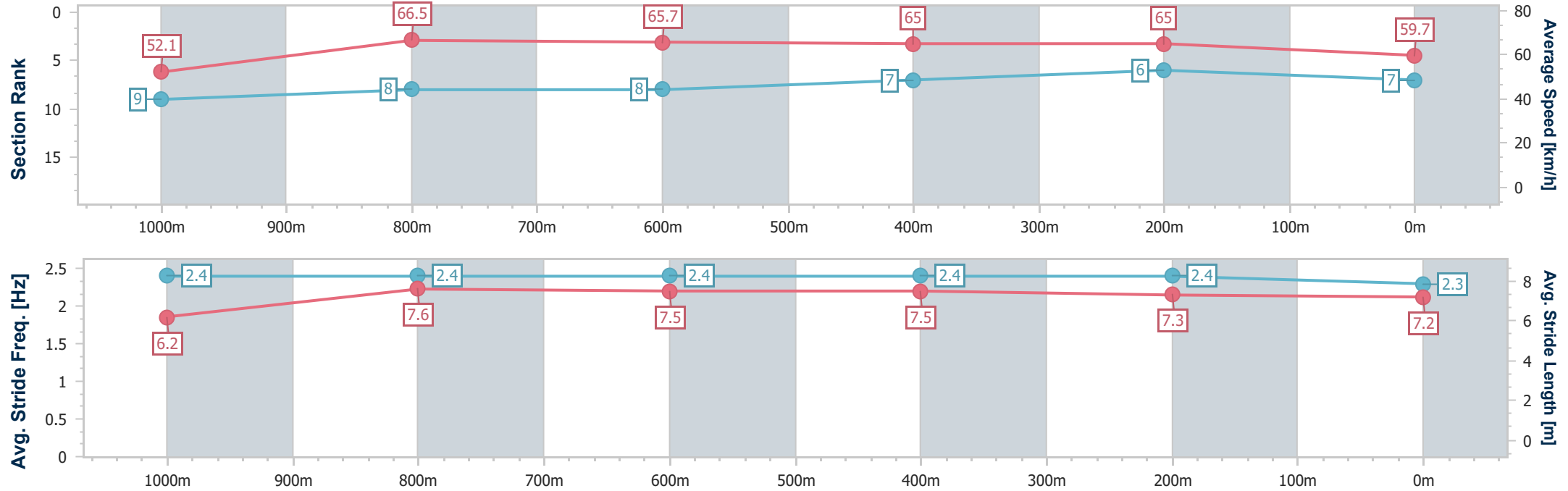
|                                |                 |
|--------------------------------|-----------------|
| Horse/Jockey Name              | King Kapa       |
| Final Rank                     | 7               |
| Fastest Section Time (Section) | 0:10.95 (1000m) |
| Top Speed [km/h] (Section)     | 67.3 (Overall)  |
| Race State                     | Finished        |



Eagle FarmProfessional  
Race 8: MAGIC MILLIONS FALVELON - 1200m  
27 December 2025 - 16:34  
Track Rating: Soft 5, Weather: Overcast, Rail Position: +5 metres  
Entire Course.



| Section                | Overall                  | 1000m                    | 800m                     | 600m                     | 400m                     | 200m                     |  |  |  |  |  |  |  |  |
|------------------------|--------------------------|--------------------------|--------------------------|--------------------------|--------------------------|--------------------------|--|--|--|--|--|--|--|--|
| Section Times          | 1:09.87 [7]<br>(0:13.80) | 0:56.07 [9]<br>(0:10.95) | 0:45.12 [8]<br>(0:10.98) | 0:34.14 [8]<br>(0:11.01) | 0:23.13 [7]<br>(0:11.09) | 0:12.04 [6]<br>(0:12.04) |  |  |  |  |  |  |  |  |
| Average Speed [km/h]   | 52.1                     | 66.5                     | 65.7                     | 65.0                     | 65.0                     | 59.7                     |  |  |  |  |  |  |  |  |
| Top Speed [km/h]       | 67.3                     | 66.9                     | 66.5                     | 66.5                     | 66.1                     | 63.4                     |  |  |  |  |  |  |  |  |
| Avg. Dist. to Rail [m] | 1.8                      | 2.0                      | 1.0                      | 1.4                      | 0.7                      | 1.3                      |  |  |  |  |  |  |  |  |
| Avg. Stride Freq. [Hz] | 2.4                      | 2.4                      | 2.4                      | 2.4                      | 2.4                      | 2.3                      |  |  |  |  |  |  |  |  |
| Avg. Stride Length [m] | 6.2                      | 7.6                      | 7.5                      | 7.5                      | 7.3                      | 7.2                      |  |  |  |  |  |  |  |  |



[ ] Ranking at each section and finish  
-.-.- No data available at this section  
NA No data available



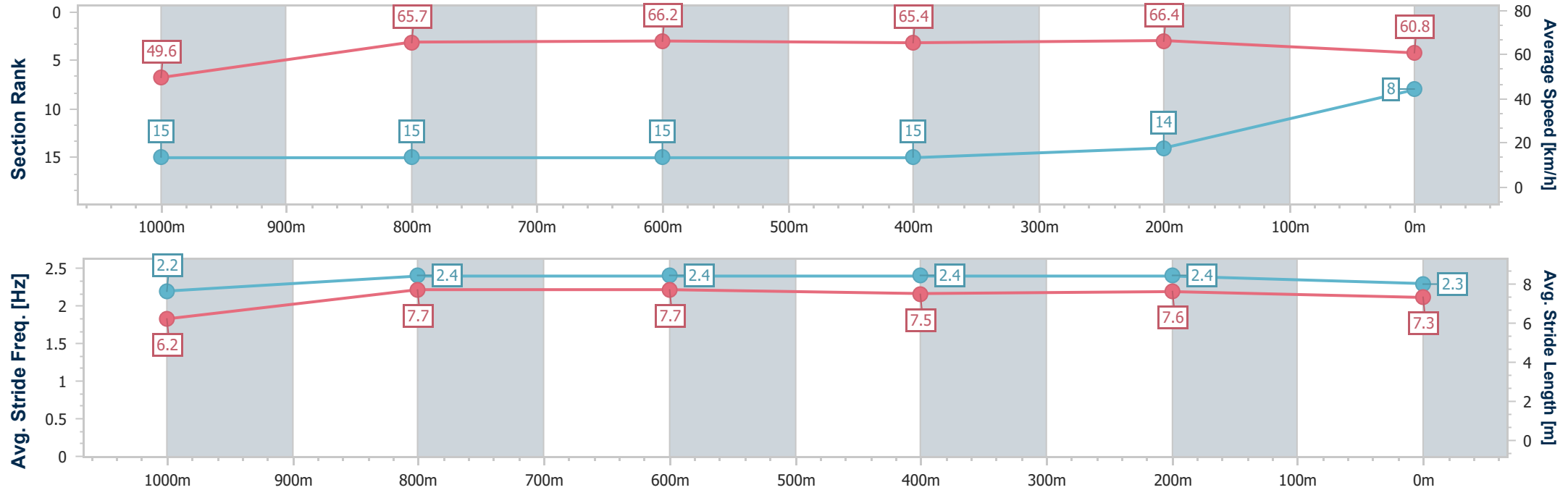
|                                |                |
|--------------------------------|----------------|
| Horse/Jockey Name              | Lubrication    |
| Final Rank                     | 8              |
| Fastest Section Time (Section) | 0:10.85 (400m) |
| Top Speed [km/h] (Section)     | 68.1 (400m)    |
| Race State                     | Finished       |



Eagle Farm Professional  
Race 8: MAGIC MILLIONS FALVELON - 1200m  
27 December 2025 - 16:34  
Track Rating: Soft 5, Weather: Overcast, Rail Position: +5 metres  
Entire Course.



| Section                | Overall                  | 1000m                     | 800m                      | 600m                      | 400m                      | 200m                      |  |  |  |  |  |  |  |
|------------------------|--------------------------|---------------------------|---------------------------|---------------------------|---------------------------|---------------------------|--|--|--|--|--|--|--|
| Section Times          | 1:09.99 [8]<br>(0:14.53) | 0:55.46 [15]<br>(0:11.10) | 0:44.36 [15]<br>(0:10.86) | 0:33.50 [15]<br>(0:10.86) | 0:22.64 [15]<br>(0:10.85) | 0:11.79 [14]<br>(0:11.79) |  |  |  |  |  |  |  |
| Average Speed [km/h]   | 49.6                     | 65.7                      | 66.2                      | 65.4                      | 66.4                      | 60.8                      |  |  |  |  |  |  |  |
| Top Speed [km/h]       | 64.9                     | 66.8                      | 66.5                      | 67.1                      | 68.1                      | 63.9                      |  |  |  |  |  |  |  |
| Avg. Dist. to Rail [m] | 9.6                      | 2.2                       | 1.0                       | 2.9                       | 0.7                       | 0.9                       |  |  |  |  |  |  |  |
| Avg. Stride Freq. [Hz] | 2.2                      | 2.4                       | 2.4                       | 2.4                       | 2.4                       | 2.3                       |  |  |  |  |  |  |  |
| Avg. Stride Length [m] | 6.2                      | 7.7                       | 7.7                       | 7.5                       | 7.6                       | 7.3                       |  |  |  |  |  |  |  |



[ ] Ranking at each section and finish  
- - - - No data available at this section  
NA No data available



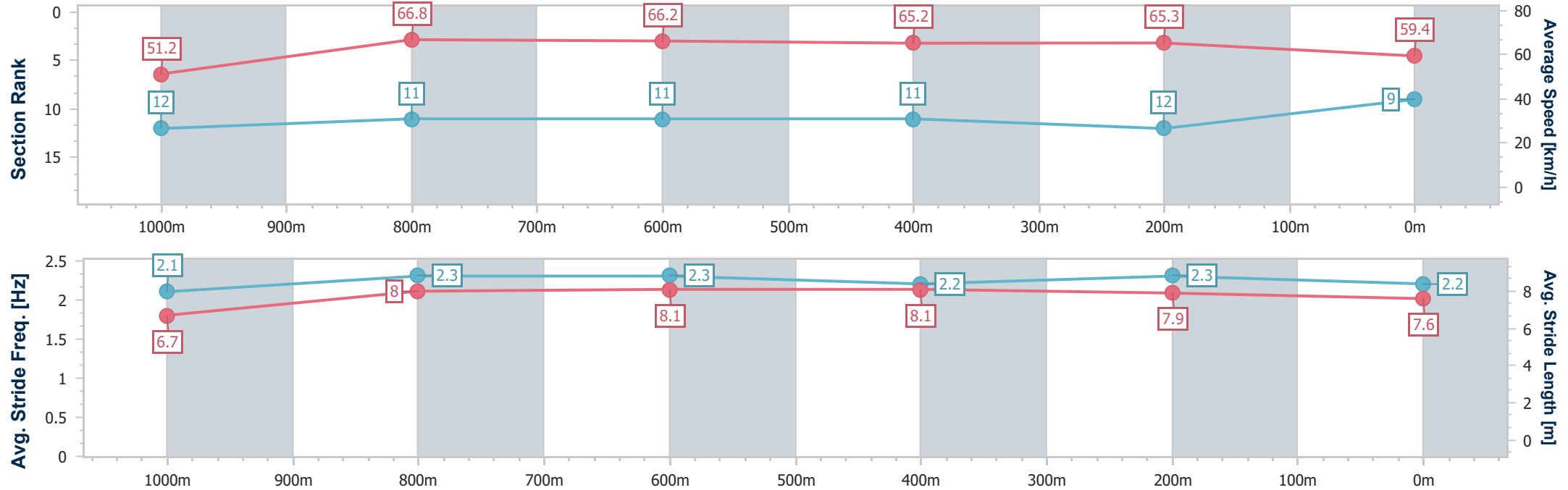
|                                |                 |
|--------------------------------|-----------------|
| Horse/Jockey Name              | Moravia         |
| Final Rank                     | 9               |
| Fastest Section Time (Section) | 0:10.88 (1000m) |
| Top Speed [km/h] (Section)     | 67.6 (1000m)    |
| Race State                     | Finished        |



Eagle Farm Professional  
Race 8: MAGIC MILLIONS FALVELON - 1200m  
27 December 2025 - 16:34  
Track Rating: Soft 5, Weather: Overcast, Rail Position: +5 metres  
Entire Course.



| Section                | Overall                  | 1000m                     | 800m                      | 600m                      | 400m                      | 200m                      |  |  |  |  |  |  |  |
|------------------------|--------------------------|---------------------------|---------------------------|---------------------------|---------------------------|---------------------------|--|--|--|--|--|--|--|
| Section Times          | 1:10.17 [9]<br>(0:14.09) | 0:56.08 [12]<br>(0:10.88) | 0:45.20 [11]<br>(0:10.93) | 0:34.27 [11]<br>(0:11.08) | 0:23.19 [11]<br>(0:11.02) | 0:12.17 [12]<br>(0:12.17) |  |  |  |  |  |  |  |
| Average Speed [km/h]   | 51.2                     | 66.8                      | 66.2                      | 65.2                      | 65.3                      | 59.4                      |  |  |  |  |  |  |  |
| Top Speed [km/h]       | 65.9                     | 67.6                      | 67.4                      | 65.9                      | 66.8                      | 63.1                      |  |  |  |  |  |  |  |
| Avg. Dist. to Rail [m] | 4.0                      | 1.9                       | 1.3                       | 1.0                       | 5.3                       | 4.7                       |  |  |  |  |  |  |  |
| Avg. Stride Freq. [Hz] | 2.1                      | 2.3                       | 2.3                       | 2.2                       | 2.3                       | 2.2                       |  |  |  |  |  |  |  |
| Avg. Stride Length [m] | 6.7                      | 8.0                       | 8.1                       | 8.1                       | 7.9                       | 7.6                       |  |  |  |  |  |  |  |





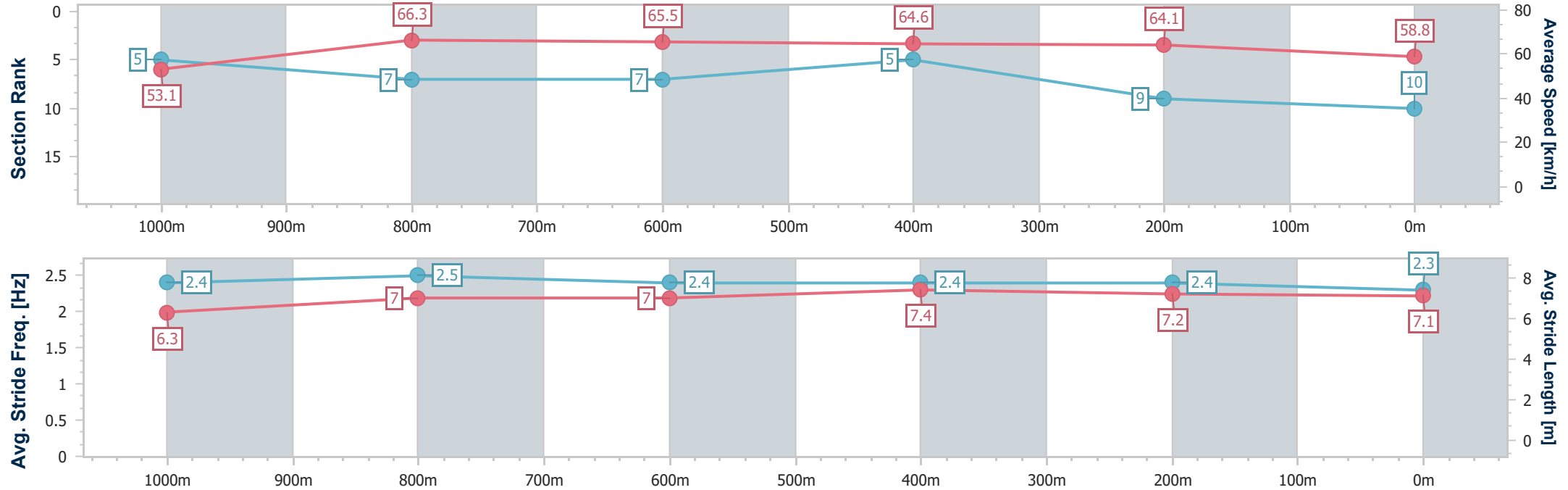
|                                |                |
|--------------------------------|----------------|
| Horse/Jockey Name              | Fleetwood      |
| Final Rank                     | 10             |
| Fastest Section Time (Section) | 0:10.98 (800m) |
| Top Speed [km/h] (Section)     | 67.5 (1000m)   |
| Race State                     | Finished       |



Eagle FarmProfessional  
Race 8: MAGIC MILLIONS FALVELON - 1200m  
27 December 2025 - 16:34  
Track Rating: Soft 5, Weather: Overcast, Rail Position: +5 metres  
Entire Course.



| Section                | Overall                   | 1000m                    | 800m                     | 600m                     | 400m                     | 200m                     |  |  |  |  |  |  |  |
|------------------------|---------------------------|--------------------------|--------------------------|--------------------------|--------------------------|--------------------------|--|--|--|--|--|--|--|
| Section Times          | 1:10.17 [10]<br>(0:13.56) | 0:56.61 [5]<br>(0:11.04) | 0:45.57 [7]<br>(0:10.98) | 0:34.59 [7]<br>(0:11.13) | 0:23.46 [5]<br>(0:11.24) | 0:12.22 [9]<br>(0:12.22) |  |  |  |  |  |  |  |
| Average Speed [km/h]   | 53.1                      | 66.3                     | 65.5                     | 64.6                     | 64.1                     | 58.8                     |  |  |  |  |  |  |  |
| Top Speed [km/h]       | 66.6                      | 67.5                     | 67.3                     | 65.7                     | 65.8                     | 62.9                     |  |  |  |  |  |  |  |
| Avg. Dist. to Rail [m] | 3.7                       | 3.0                      | 0.6                      | 1.3                      | 5.8                      | 6.6                      |  |  |  |  |  |  |  |
| Avg. Stride Freq. [Hz] | 2.4                       | 2.5                      | 2.4                      | 2.4                      | 2.4                      | 2.3                      |  |  |  |  |  |  |  |
| Avg. Stride Length [m] | 6.3                       | 7.0                      | 7.0                      | 7.4                      | 7.2                      | 7.1                      |  |  |  |  |  |  |  |







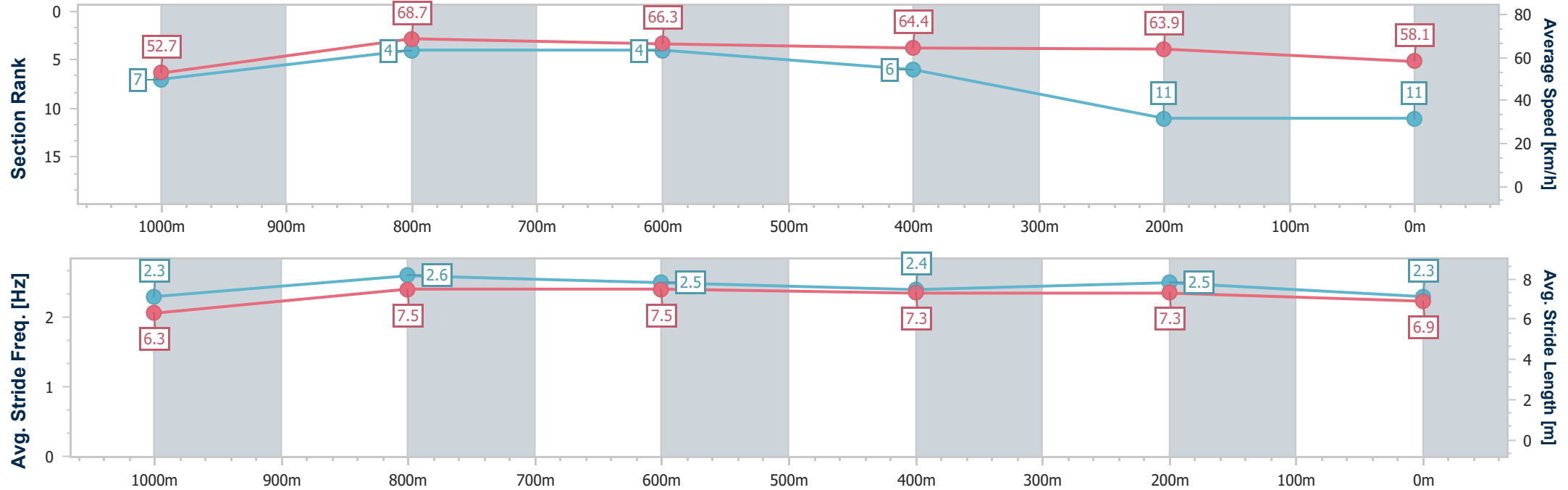
|                                |                 |
|--------------------------------|-----------------|
| Horse/Jockey Name              | He's Heaven     |
| Final Rank                     | 11              |
| Fastest Section Time (Section) | 0:10.70 (1000m) |
| Top Speed [km/h] (Section)     | 69.3 (Overall)  |
| Race State                     | Finished        |



Eagle FarmProfessional  
Race 8: MAGIC MILLIONS FALVELON - 1200m  
27 December 2025 - 16:34  
Track Rating: Soft 5, Weather: Overcast, Rail Position: +5 metres  
Entire Course.



| Section                | Overall                   | 1000m                    | 800m                     | 600m                     | 400m                     | 200m                      |  |  |  |  |  |  |  |
|------------------------|---------------------------|--------------------------|--------------------------|--------------------------|--------------------------|---------------------------|--|--|--|--|--|--|--|
| Section Times          | 1:10.34 [11]<br>(0:13.72) | 0:56.62 [7]<br>(0:10.70) | 0:45.92 [4]<br>(0:10.98) | 0:34.94 [4]<br>(0:11.31) | 0:23.63 [6]<br>(0:11.26) | 0:12.37 [11]<br>(0:12.37) |  |  |  |  |  |  |  |
| Average Speed [km/h]   | 52.7                      | 68.7                     | 66.3                     | 64.4                     | 63.9                     | 58.1                      |  |  |  |  |  |  |  |
| Top Speed [km/h]       | 69.3                      | 69.1                     | 68.0                     | 65.8                     | 66.1                     | 62.3                      |  |  |  |  |  |  |  |
| Avg. Dist. to Rail [m] | 6.7                       | 4.5                      | 2.2                      | 1.9                      | 5.5                      | 5.7                       |  |  |  |  |  |  |  |
| Avg. Stride Freq. [Hz] | 2.3                       | 2.6                      | 2.5                      | 2.4                      | 2.5                      | 2.3                       |  |  |  |  |  |  |  |
| Avg. Stride Length [m] | 6.3                       | 7.5                      | 7.5                      | 7.3                      | 7.3                      | 6.9                       |  |  |  |  |  |  |  |





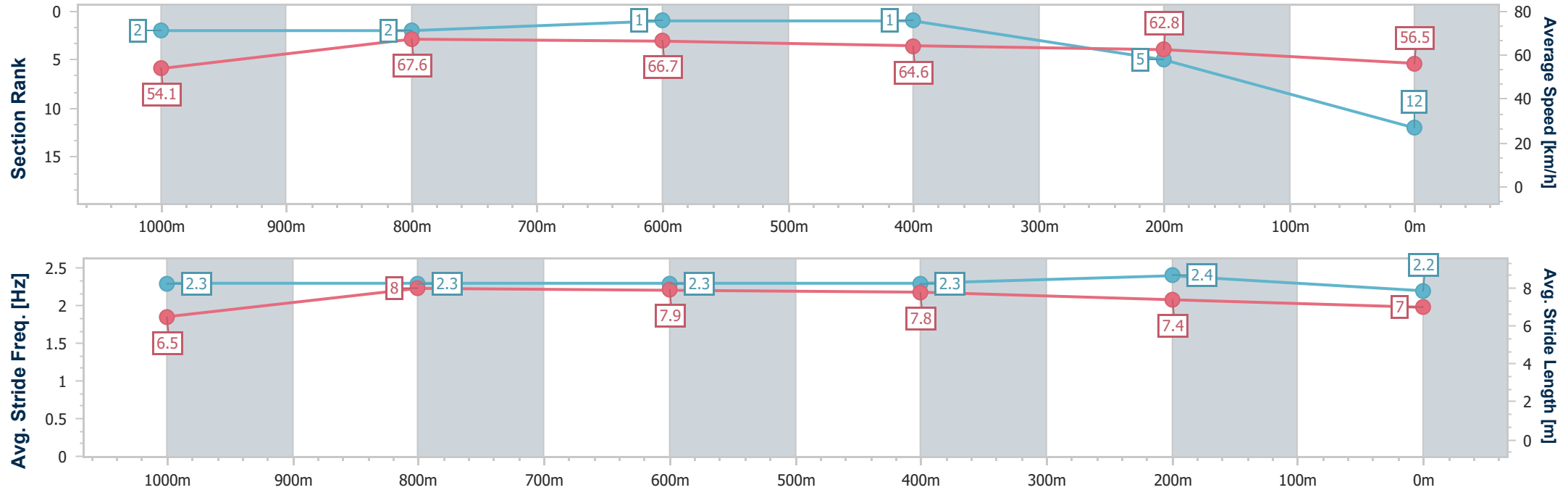
|                                |                 |
|--------------------------------|-----------------|
| Horse/Jockey Name              | Vodka Martini   |
| Final Rank                     | 12              |
| Fastest Section Time (Section) | 0:10.88 (1000m) |
| Top Speed [km/h] (Section)     | 69.0 (1000m)    |
| Race State                     | Finished        |



Eagle Farm Professional  
Race 8: MAGIC MILLIONS FALVELON - 1200m  
27 December 2025 - 16:34  
Track Rating: Soft 5, Weather: Overcast, Rail Position: +5 metres Entire Course.



| Section                | Overall                   | 1000m                    | 800m                     | 600m                     | 400m                     | 200m                     |  |  |  |  |  |  |  |
|------------------------|---------------------------|--------------------------|--------------------------|--------------------------|--------------------------|--------------------------|--|--|--|--|--|--|--|
| Section Times          | 1:10.49 [12]<br>(0:13.34) | 0:57.15 [2]<br>(0:10.88) | 0:46.27 [2]<br>(0:10.91) | 0:35.36 [1]<br>(0:11.21) | 0:24.15 [1]<br>(0:11.42) | 0:12.73 [5]<br>(0:12.73) |  |  |  |  |  |  |  |
| Average Speed [km/h]   | 54.1                      | 67.6                     | 66.7                     | 64.6                     | 62.8                     | 56.5                     |  |  |  |  |  |  |  |
| Top Speed [km/h]       | 68.2                      | 69.0                     | 67.9                     | 64.6                     | 64.4                     | 60.8                     |  |  |  |  |  |  |  |
| Avg. Dist. to Rail [m] | 8.6                       | 4.1                      | 2.1                      | 1.0                      | 3.6                      | 3.3                      |  |  |  |  |  |  |  |
| Avg. Stride Freq. [Hz] | 2.3                       | 2.3                      | 2.3                      | 2.3                      | 2.4                      | 2.2                      |  |  |  |  |  |  |  |
| Avg. Stride Length [m] | 6.5                       | 8.0                      | 7.9                      | 7.8                      | 7.4                      | 7.0                      |  |  |  |  |  |  |  |





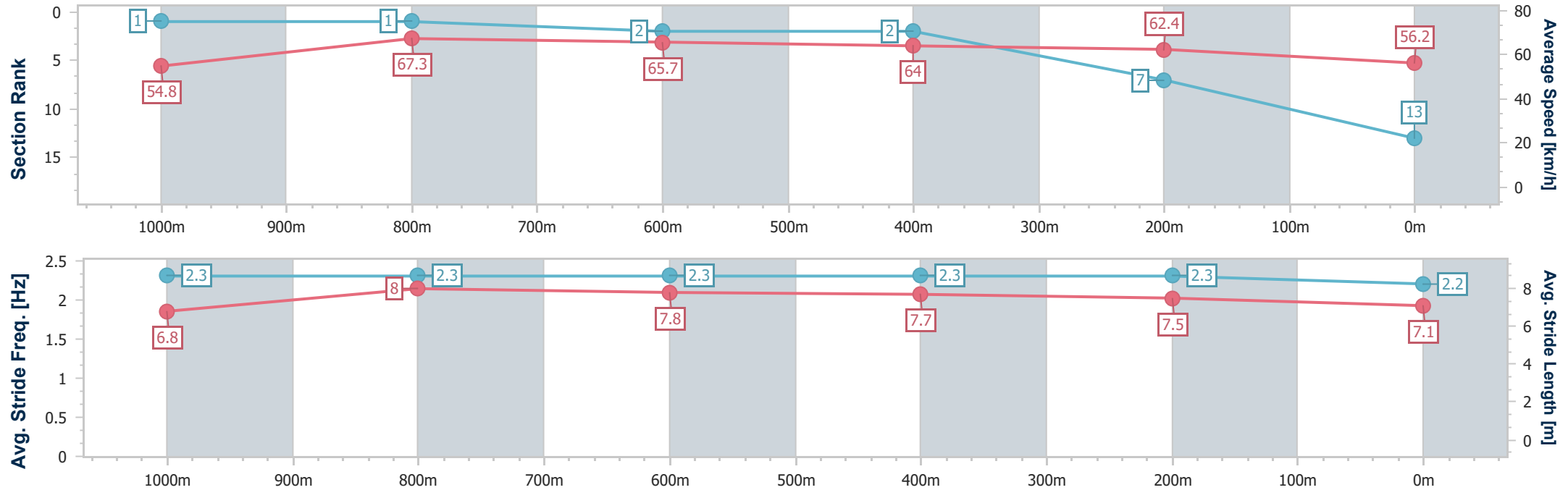
|                                |                 |
|--------------------------------|-----------------|
| Horse/Jockey Name              | Prince Of Boom  |
| Final Rank                     | 13              |
| Fastest Section Time (Section) | 0:10.91 (1000m) |
| Top Speed [km/h] (Section)     | 67.8 (Overall)  |
| Race State                     | Finished        |



Eagle Farm Professional  
Race 8: MAGIC MILLIONS FALVELON - 1200m  
27 December 2025 - 16:34  
Track Rating: Soft 5, Weather: Overcast, Rail Position: +5 metres Entire Course.



| Section                | Overall                   | 1000m                    | 800m                     | 600m                     | 400m                     | 200m                     |  |  |  |  |  |  |  |
|------------------------|---------------------------|--------------------------|--------------------------|--------------------------|--------------------------|--------------------------|--|--|--|--|--|--|--|
| Section Times          | 1:10.72 [13]<br>(0:13.20) | 0:57.52 [1]<br>(0:10.91) | 0:46.61 [1]<br>(0:11.06) | 0:35.55 [2]<br>(0:11.22) | 0:24.33 [2]<br>(0:11.51) | 0:12.82 [7]<br>(0:12.82) |  |  |  |  |  |  |  |
| Average Speed [km/h]   | 54.8                      | 67.3                     | 65.7                     | 64.0                     | 62.4                     | 56.2                     |  |  |  |  |  |  |  |
| Top Speed [km/h]       | 67.8                      | 67.6                     | 66.9                     | 64.6                     | 64.3                     | 60.4                     |  |  |  |  |  |  |  |
| Avg. Dist. to Rail [m] | 7.2                       | 3.3                      | 2.1                      | 0.6                      | 1.1                      | 1.5                      |  |  |  |  |  |  |  |
| Avg. Stride Freq. [Hz] | 2.3                       | 2.3                      | 2.3                      | 2.3                      | 2.3                      | 2.2                      |  |  |  |  |  |  |  |
| Avg. Stride Length [m] | 6.8                       | 8.0                      | 7.8                      | 7.7                      | 7.5                      | 7.1                      |  |  |  |  |  |  |  |



[ ] Ranking at each section and finish  
- - - - No data available at this section  
NA No data available



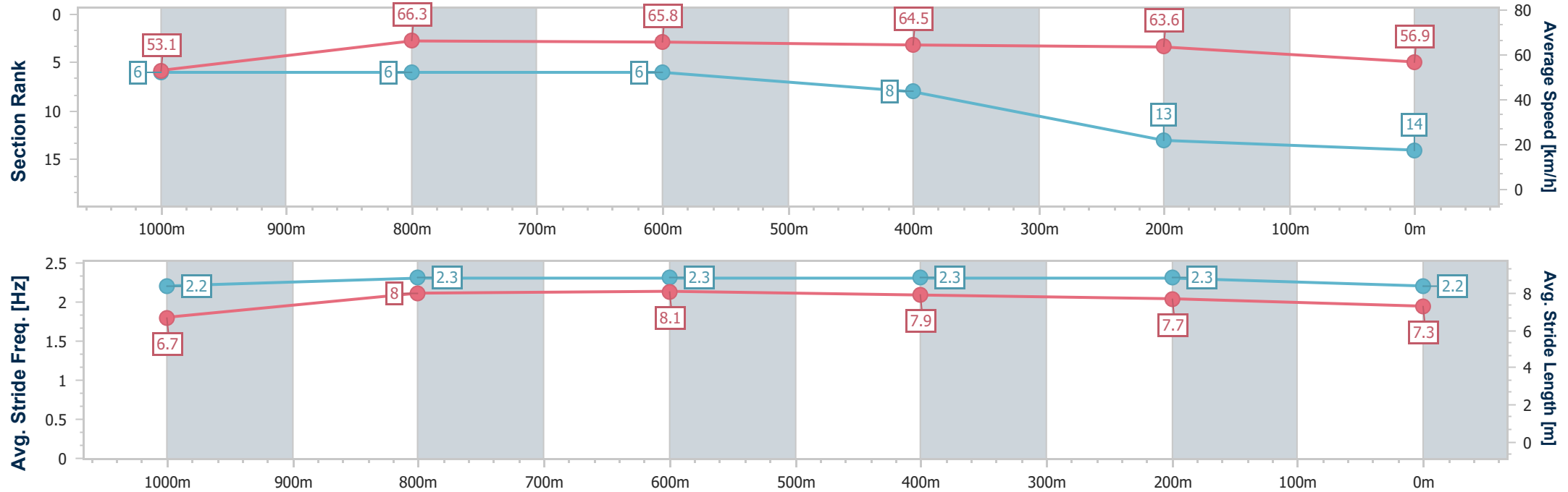
|                                |                 |
|--------------------------------|-----------------|
| Horse/Jockey Name              | Manhood         |
| Final Rank                     | 14              |
| Fastest Section Time (Section) | 0:10.94 (1000m) |
| Top Speed [km/h] (Section)     | 67.3 (1000m)    |
| Race State                     | Finished        |



Eagle Farm Professional  
Race 8: MAGIC MILLIONS FALVELON - 1200m  
27 December 2025 - 16:34  
Track Rating: Soft 5, Weather: Overcast, Rail Position: +5 metres  
Entire Course.



| Section                | Overall                   | 1000m                    | 800m                     | 600m                     | 400m                     | 200m                      |  |  |  |  |  |  |  |
|------------------------|---------------------------|--------------------------|--------------------------|--------------------------|--------------------------|---------------------------|--|--|--|--|--|--|--|
| Section Times          | 1:10.73 [14]<br>(0:13.59) | 0:57.14 [6]<br>(0:10.94) | 0:46.20 [6]<br>(0:11.01) | 0:35.19 [6]<br>(0:11.24) | 0:23.95 [8]<br>(0:11.31) | 0:12.64 [13]<br>(0:12.64) |  |  |  |  |  |  |  |
| Average Speed [km/h]   | 53.1                      | 66.3                     | 65.8                     | 64.5                     | 63.6                     | 56.9                      |  |  |  |  |  |  |  |
| Top Speed [km/h]       | 65.6                      | 67.3                     | 66.5                     | 65.0                     | 64.9                     | 60.9                      |  |  |  |  |  |  |  |
| Avg. Dist. to Rail [m] | 1.7                       | 1.9                      | 1.7                      | 1.0                      | 3.6                      | 4.3                       |  |  |  |  |  |  |  |
| Avg. Stride Freq. [Hz] | 2.2                       | 2.3                      | 2.3                      | 2.3                      | 2.3                      | 2.2                       |  |  |  |  |  |  |  |
| Avg. Stride Length [m] | 6.7                       | 8.0                      | 8.1                      | 7.9                      | 7.7                      | 7.3                       |  |  |  |  |  |  |  |





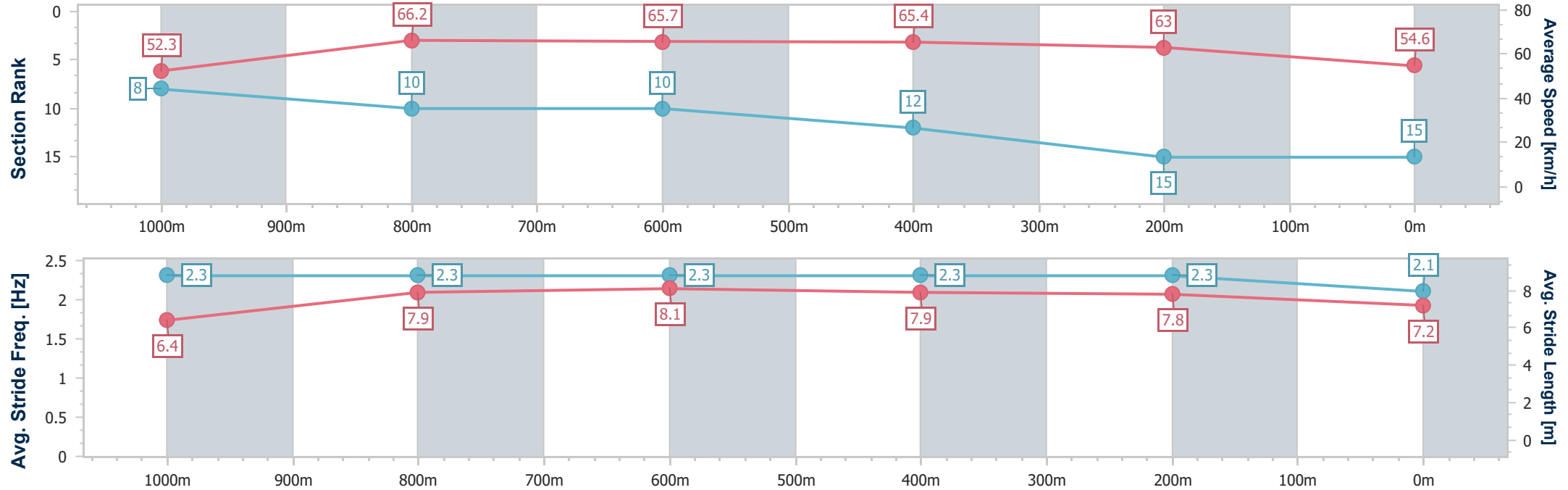
|                                |                 |
|--------------------------------|-----------------|
| Horse/Jockey Name              | Cosmic Fire     |
| Final Rank                     | 15              |
| Fastest Section Time (Section) | 0:11.04 (1000m) |
| Top Speed [km/h] (Section)     | 67.6 (1000m)    |
| Race State                     | Finished        |



Eagle Farm Professional  
Race 8: MAGIC MILLIONS FALVELON - 1200m  
27 December 2025 - 16:34  
Track Rating: Soft 5, Weather: Overcast, Rail Position: +5 metres  
Entire Course.



| Section                | Overall                   | 1000m                    | 800m                      | 600m                      | 400m                      | 200m                      |  |  |  |  |  |  |  |
|------------------------|---------------------------|--------------------------|---------------------------|---------------------------|---------------------------|---------------------------|--|--|--|--|--|--|--|
| Section Times          | 1:11.65 [15]<br>(0:13.77) | 0:57.88 [8]<br>(0:11.04) | 0:46.84 [10]<br>(0:11.04) | 0:35.80 [10]<br>(0:11.16) | 0:24.64 [12]<br>(0:11.44) | 0:13.20 [15]<br>(0:13.20) |  |  |  |  |  |  |  |
| Average Speed [km/h]   | 52.3                      | 66.2                     | 65.7                      | 65.4                      | 63.0                      | 54.6                      |  |  |  |  |  |  |  |
| Top Speed [km/h]       | 65.5                      | 67.6                     | 66.9                      | 66.3                      | 65.2                      | 59.7                      |  |  |  |  |  |  |  |
| Avg. Dist. to Rail [m] | 4.8                       | 3.1                      | 2.0                       | 2.3                       | 8.5                       | 9.4                       |  |  |  |  |  |  |  |
| Avg. Stride Freq. [Hz] | 2.3                       | 2.3                      | 2.3                       | 2.3                       | 2.3                       | 2.1                       |  |  |  |  |  |  |  |
| Avg. Stride Length [m] | 6.4                       | 7.9                      | 8.1                       | 7.9                       | 7.8                       | 7.2                       |  |  |  |  |  |  |  |





**Eagle Farm Professional**  
**Race 9: LADBROKES MEGA MULTI QTIS Three-Year-Old & Four-Year-Old BENCHMARK 70 Handicap - 1200m**  
**27 December 2025 - 17:10**



Track Rating: Soft 5, Weather: Overcast, Rail Position: +5 metres Entire Course.

| Section     |     |                  |         |                     |                    | Overall              | 1000m                | 800m                 | 600m                 | 400m                 | 200m                 | Last 600m |                           |
|-------------|-----|------------------|---------|---------------------|--------------------|----------------------|----------------------|----------------------|----------------------|----------------------|----------------------|-----------|---------------------------|
| Field Times |     |                  |         |                     |                    | 1:10.64<br>(0:13.38) | 0:57.26<br>(0:10.82) | 0:46.44<br>(0:11.49) | 0:34.95<br>(0:11.63) | 0:23.32<br>(0:11.39) | 0:11.93<br>(0:11.93) | 0:34.95   |                           |
| Rank        | TAB | Horse/Jockey     | Barrier | Top Speed<br>[km/h] | Fastest<br>Section |                      |                      |                      |                      |                      |                      | Margin    | Distance<br>Travelled [m] |
| 1           | 10  | SAXOBUSHI        | 1       | 67.9                | 0:10.96            | 1:10.64 [1]          | 0:56.88 [8]          | 0:45.69 [7]          | 0:34.24 [7]          | 0:22.89 [7]          | 0:11.93 [1]          | 1:10.64   | 0:34.24                   |
|             |     | Jason Collett    |         | 400m                | 400m               | (0:13.76)            | (0:11.19)            | (0:11.45)            | (0:11.35)            | (0:10.96)            | (0:11.93)            |           |                           |
| 2           | 3   | SCRIPTED         | 9       | 68.2                | 0:10.96            | 1:10.78 [2]          | 0:56.85 [10]         | 0:45.67 [9]          | 0:34.25 [9]          | 0:22.71 [11]         | 0:11.75 [9]          | 0.83L     | 0:34.25 +7                |
|             |     | Andrew Mallyon   |         | 800m                | 400m               | (0:13.93)            | (0:11.18)            | (0:11.42)            | (0:11.54)            | (0:10.96)            | (0:11.75)            |           |                           |
| 3           | 2   | ABENDER          | 10      | 67.6                | 0:10.83            | 1:10.86 [3]          | 0:56.75 [11]         | 0:45.48 [12]         | 0:34.23 [11]         | 0:22.78 [12]         | 0:11.95 [6]          | 1.28L     | 0:34.23 +5                |
|             |     | Ryan Maloney     |         | 400m                | 400m               | (0:14.11)            | (0:11.27)            | (0:11.25)            | (0:11.45)            | (0:10.83)            | (0:11.95)            |           |                           |
| 4           | 21  | VIVIAN'S EXPRESS | 3       | 66.1                | 0:11.20            | 1:10.88 [4]          | 0:57.36 [4]          | 0:46.06 [6]          | 0:34.67 [6]          | 0:23.26 [5]          | 0:12.06 [3]          | 1.42L     | 0:34.67 -3                |
|             |     | Damien Thornton  |         | 400m                | 400m               | (0:13.52)            | (0:11.30)            | (0:11.39)            | (0:11.41)            | (0:11.20)            | (0:12.06)            |           |                           |
| 5           | 1   | RAMP IT UP       | 6       | 66.5                | 0:11.03            | 1:10.92 [5]          | 0:57.03 [9]          | 0:45.75 [10]         | 0:34.35 [10]         | 0:22.96 [9]          | 0:11.93 [8]          | 1.65L     | 0:34.35 +4                |
|             |     | Michael Rodd     |         | 400m                | 400m               | (0:13.89)            | (0:11.28)            | (0:11.40)            | (0:11.39)            | (0:11.03)            | (0:11.93)            |           |                           |
| 6           | 20  | ESTRONDO         | 2       | 67.8                | 0:11.04            | 1:10.92 [6]          | 0:57.17 [7]          | 0:45.97 [8]          | 0:34.50 [8]          | 0:23.11 [8]          | 0:12.07 [5]          | 1.67L     | 0:34.50 +5                |
|             |     | Ben Thompson     |         | 400m                | 400m               | (0:13.75)            | (0:11.20)            | (0:11.47)            | (0:11.39)            | (0:11.04)            | (0:12.07)            |           |                           |
| 7           | 12  | WHISPERING ROGUE | 8       | 68.1                | 0:11.00            | 1:11.01 [7]          | 0:57.36 [6]          | 0:46.36 [4]          | 0:34.96 [4]          | 0:23.60 [3]          | 0:12.25 [2]          | 2.21L     | 0:34.96 +1                |
|             |     | Cejay Graham     |         | 1000m               | 1000m              | (0:13.65)            | (0:11.00)            | (0:11.40)            | (0:11.36)            | (0:11.35)            | (0:12.25)            |           |                           |
| 8           | 6   | THEE CREEK       | 5       | 67.5                | 0:11.11            | 1:11.31 [8]          | 0:57.86 [3]          | 0:46.75 [3]          | 0:35.34 [3]          | 0:23.74 [4]          | 0:12.27 [10]         | 3.97L     | 0:35.34 -2                |
|             |     | Corey Sutherland |         | 1000m               | 1000m              | (0:13.45)            | (0:11.11)            | (0:11.41)            | (0:11.60)            | (0:11.47)            | (0:12.27)            |           |                           |
| 9           | 5   | BARBERRY SPUR    | 4       | 66.5                | 0:11.04            | 1:11.38 [9]          | 0:57.77 [5]          | 0:46.73 [5]          | 0:35.23 [5]          | 0:23.71 [6]          | 0:12.41 [7]          | 4.35L     | 0:35.23 +2                |
|             |     | Daniel Moor      |         | 1000m               | 1000m              | (0:13.61)            | (0:11.04)            | (0:11.50)            | (0:11.52)            | (0:11.30)            | (0:12.41)            |           |                           |
| 10          | 7   | ANSON BAY        | 11      | 68.4                | 0:10.99            | 1:11.43 [10]         | 0:58.05 [1]          | 0:47.06 [2]          | 0:35.68 [2]          | 0:24.11 [1]          | 0:12.58 [4]          | 4.67L     | 0:35.68 +5                |
|             |     | Emily Lang       |         | Overall             | 1000m              | (0:13.38)            | (0:10.99)            | (0:11.38)            | (0:11.57)            | (0:11.53)            | (0:12.58)            |           |                           |

Scratched: Bengal Diamond (#13), Joppa Lane (#4), Moscow Circus (#8), Dialidae (#19), Kilonova (#11), First Empire (#14), Thats Archies Girl (#9), Belle Affair (#15), Go Maro (#18)



**Eagle Farm Professional**  
**Race 9: LADBROKES MEGA MULTI QTIS Three-Year-Old & Four-Year-Old BENCHMARK 70 Handicap - 1200m**  
**27 December 2025 - 17:10**



Track Rating: Soft 5, Weather: Overcast, Rail Position: +5 metres Entire Course.

| Section     |     |                 |         |                     |                    | Overall              | 1000m                | 800m                 | 600m                 | 400m                 | 200m                 | Last 600m |         |                           |
|-------------|-----|-----------------|---------|---------------------|--------------------|----------------------|----------------------|----------------------|----------------------|----------------------|----------------------|-----------|---------|---------------------------|
| Field Times |     |                 |         |                     |                    | 1:10.64<br>(0:13.38) | 0:57.26<br>(0:10.82) | 0:46.44<br>(0:11.49) | 0:34.95<br>(0:11.63) | 0:23.32<br>(0:11.39) | 0:11.93<br>(0:11.93) | 0:34.95   |         |                           |
| Rank        | TAB | Horse/Jockey    | Barrier | Top Speed<br>[km/h] | Fastest<br>Section |                      |                      |                      |                      |                      |                      | Margin    |         | Distance<br>Travelled [m] |
| 11          | 16  | SWEET PRETENDER | 12      | 67.0                | 0:11.12            | 1:11.64 [11]         | 0:57.46 [12]         | 0:46.34 [11]         | 0:34.91 [12]         | 0:23.59 [10]         | 0:12.35 [12]         | 5.89L     | 0:34.91 | -4                        |
|             |     | Mark Du Plessis |         | Overall             | 1000m              | (0:14.18)            | (0:11.12)            | (0:11.43)            | (0:11.32)            | (0:11.24)            | (0:12.35)            |           |         |                           |
| 12          | 17  | AQUATIER        | 7       | 69.6                | 0:10.80            | 1:13.09 [12]         | 0:59.69 [2]          | 0:48.89 [1]          | 0:37.40 [1]          | 0:25.69 [2]          | 0:13.83 [11]         | 14.39L    | 0:37.40 | +7                        |
|             |     | Angela Jones    |         | 1000m               | 1000m              | (0:13.40)            | (0:10.80)            | (0:11.49)            | (0:11.71)            | (0:11.86)            | (0:13.83)            |           |         |                           |

Scratched: Bengal Diamond (#13), Joppa Lane (#4), Moscow Circus (#8), Dialidae (#19), Kilonova (#11), First Empire (#14), Thats Archies Girl (#9), Belle Affair (#15), Go Maro (#18)



|                                |                |
|--------------------------------|----------------|
| Horse/Jockey Name              | Saxobushi      |
| Final Rank                     | 1              |
| Fastest Section Time (Section) | 0:10.96 (400m) |
| Top Speed [km/h] (Section)     | 67.9 (400m)    |
| Race State                     | Finished       |

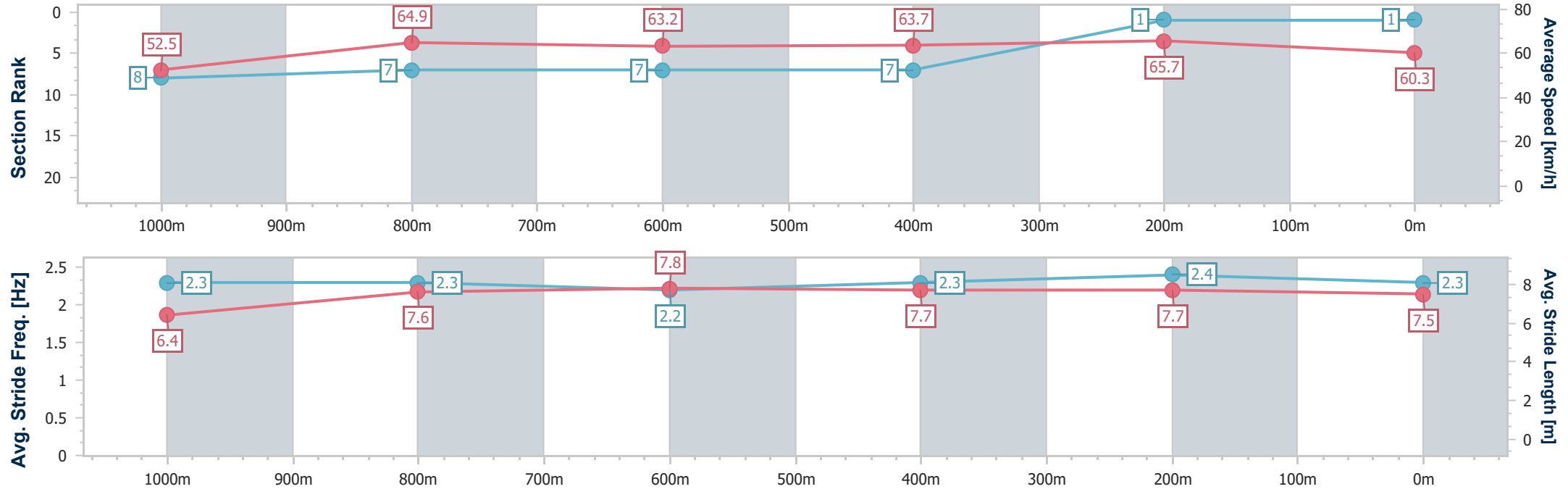


Eagle FarmProfessional  
Race 9: LADBROKES MEGA MULTI QTIS Three-Year-Old &  
Four-Year-Old BENCHMARK 70 Handicap - 1200m  
27 December 2025 - 17:10  
Track Rating: Soft 5, Weather: Overcast, Rail Position: +5 metres  
Entire Course.



BRISBANE  
RACING CLUB

| Section                | Overall                  | 1000m                    | 800m                     | 600m                     | 400m                     | 200m                     |  |  |  |  |  |  |  |
|------------------------|--------------------------|--------------------------|--------------------------|--------------------------|--------------------------|--------------------------|--|--|--|--|--|--|--|
| Section Times          | 1:10.64 [1]<br>(0:13.76) | 0:56.88 [8]<br>(0:11.19) | 0:45.69 [7]<br>(0:11.45) | 0:34.24 [7]<br>(0:11.35) | 0:22.89 [7]<br>(0:10.96) | 0:11.93 [1]<br>(0:11.93) |  |  |  |  |  |  |  |
| Average Speed [km/h]   | 52.5                     | 64.9                     | 63.2                     | 63.7                     | 65.7                     | 60.3                     |  |  |  |  |  |  |  |
| Top Speed [km/h]       | 64.0                     | 65.6                     | 64.9                     | 67.2                     | 67.9                     | 64.0                     |  |  |  |  |  |  |  |
| Avg. Dist. to Rail [m] | 1.2                      | 1.9                      | 1.3                      | 0.9                      | 4.5                      | 3.6                      |  |  |  |  |  |  |  |
| Avg. Stride Freq. [Hz] | 2.3                      | 2.3                      | 2.2                      | 2.3                      | 2.4                      | 2.3                      |  |  |  |  |  |  |  |
| Avg. Stride Length [m] | 6.4                      | 7.6                      | 7.8                      | 7.7                      | 7.7                      | 7.5                      |  |  |  |  |  |  |  |



[ ] Ranking at each section and finish  
-.-.- No data available at this section  
NA No data available





|                                |                |
|--------------------------------|----------------|
| Horse/Jockey Name              | Scripted       |
| Final Rank                     | 2              |
| Fastest Section Time (Section) | 0:10.96 (400m) |
| Top Speed [km/h] (Section)     | 68.2 (800m)    |
| Race State                     | Finished       |

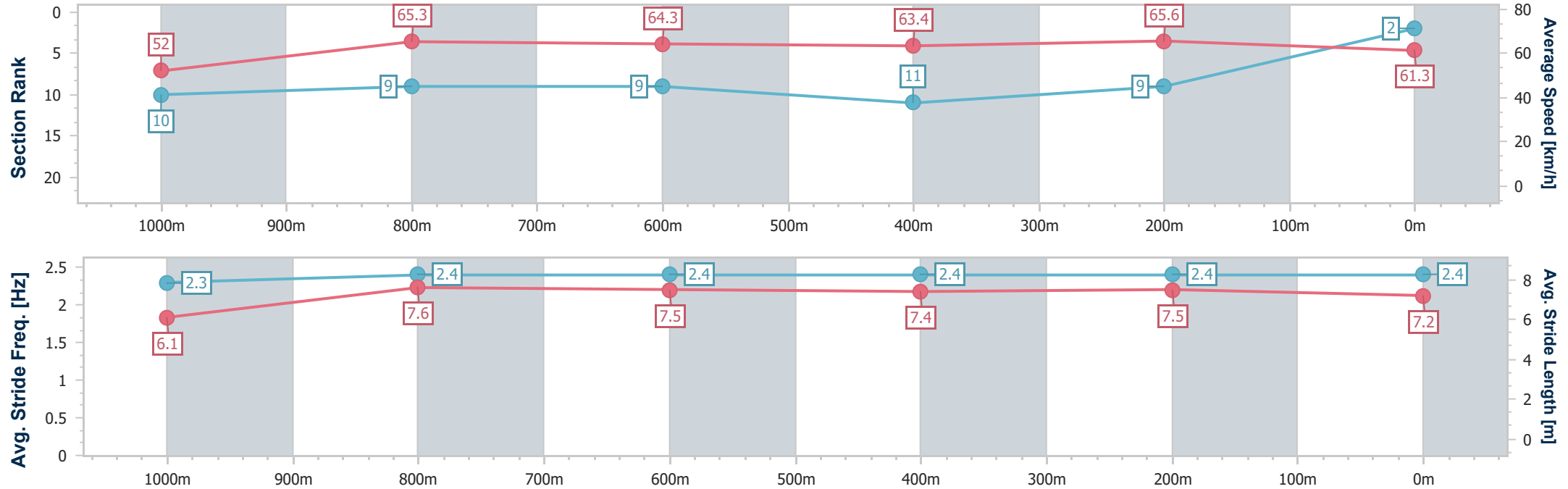


Eagle FarmProfessional  
Race 9: LADBROKES MEGA MULTI QTIS Three-Year-Old &  
Four-Year-Old BENCHMARK 70 Handicap - 1200m  
27 December 2025 - 17:10  
Track Rating: Soft 5, Weather: Overcast, Rail Position: +5 metres  
Entire Course.



BRISBANE  
RACING CLUB

| Section                | Overall                  | 1000m                     | 800m                     | 600m                     | 400m                      | 200m                     |  |  |  |  |  |  |  |
|------------------------|--------------------------|---------------------------|--------------------------|--------------------------|---------------------------|--------------------------|--|--|--|--|--|--|--|
| Section Times          | 1:10.78 [2]<br>(0:13.93) | 0:56.85 [10]<br>(0:11.18) | 0:45.67 [9]<br>(0:11.42) | 0:34.25 [9]<br>(0:11.54) | 0:22.71 [11]<br>(0:10.96) | 0:11.75 [9]<br>(0:11.75) |  |  |  |  |  |  |  |
| Average Speed [km/h]   | 52.0                     | 65.3                      | 64.3                     | 63.4                     | 65.6                      | 61.3                     |  |  |  |  |  |  |  |
| Top Speed [km/h]       | 64.7                     | 68.0                      | 68.2                     | 65.7                     | 67.1                      | 64.3                     |  |  |  |  |  |  |  |
| Avg. Dist. to Rail [m] | 6.1                      | 3.4                       | 3.7                      | 3.6                      | 8.4                       | 8.2                      |  |  |  |  |  |  |  |
| Avg. Stride Freq. [Hz] | 2.3                      | 2.4                       | 2.4                      | 2.4                      | 2.4                       | 2.4                      |  |  |  |  |  |  |  |
| Avg. Stride Length [m] | 6.1                      | 7.6                       | 7.5                      | 7.4                      | 7.5                       | 7.2                      |  |  |  |  |  |  |  |





|                                |                |
|--------------------------------|----------------|
| Horse/Jockey Name              | Abender        |
| Final Rank                     | 3              |
| Fastest Section Time (Section) | 0:10.83 (400m) |
| Top Speed [km/h] (Section)     | 67.6 (400m)    |
| Race State                     | Finished       |

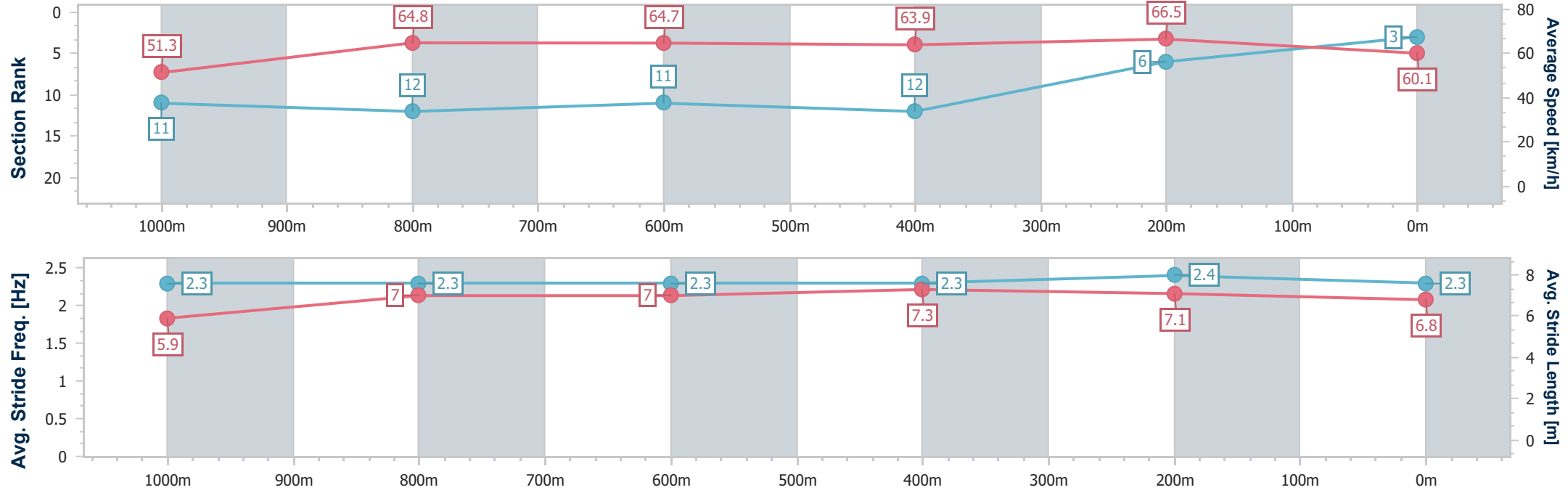


Eagle FarmProfessional  
Race 9: LADBROKES MEGA MULTI QTIS Three-Year-Old &  
Four-Year-Old BENCHMARK 70 Handicap - 1200m  
27 December 2025 - 17:10  
Track Rating: Soft 5, Weather: Overcast, Rail Position: +5 metres  
Entire Course.



BRISBANE  
RACING CLUB

| Section                | Overall                  | 1000m                     | 800m                      | 600m                      | 400m                      | 200m                     |  |  |  |  |  |  |  |
|------------------------|--------------------------|---------------------------|---------------------------|---------------------------|---------------------------|--------------------------|--|--|--|--|--|--|--|
| Section Times          | 1:10.86 [3]<br>(0:14.11) | 0:56.75 [11]<br>(0:11.27) | 0:45.48 [12]<br>(0:11.25) | 0:34.23 [11]<br>(0:11.45) | 0:22.78 [12]<br>(0:10.83) | 0:11.95 [6]<br>(0:11.95) |  |  |  |  |  |  |  |
| Average Speed [km/h]   | 51.3                     | 64.8                      | 64.7                      | 63.9                      | 66.5                      | 60.1                     |  |  |  |  |  |  |  |
| Top Speed [km/h]       | 63.2                     | 66.2                      | 66.3                      | 66.5                      | 67.6                      | 64.3                     |  |  |  |  |  |  |  |
| Avg. Dist. to Rail [m] | 7.6                      | 2.9                       | 2.6                       | 3.0                       | 6.6                       | 4.8                      |  |  |  |  |  |  |  |
| Avg. Stride Freq. [Hz] | 2.3                      | 2.3                       | 2.3                       | 2.3                       | 2.4                       | 2.3                      |  |  |  |  |  |  |  |
| Avg. Stride Length [m] | 5.9                      | 7.0                       | 7.0                       | 7.3                       | 7.1                       | 6.8                      |  |  |  |  |  |  |  |





|                                |                  |
|--------------------------------|------------------|
| Horse/Jockey Name              | Vivian's Express |
| Final Rank                     | 4                |
| Fastest Section Time (Section) | 0:11.20 (400m)   |
| Top Speed [km/h] (Section)     | 66.1 (400m)      |
| Race State                     | Finished         |

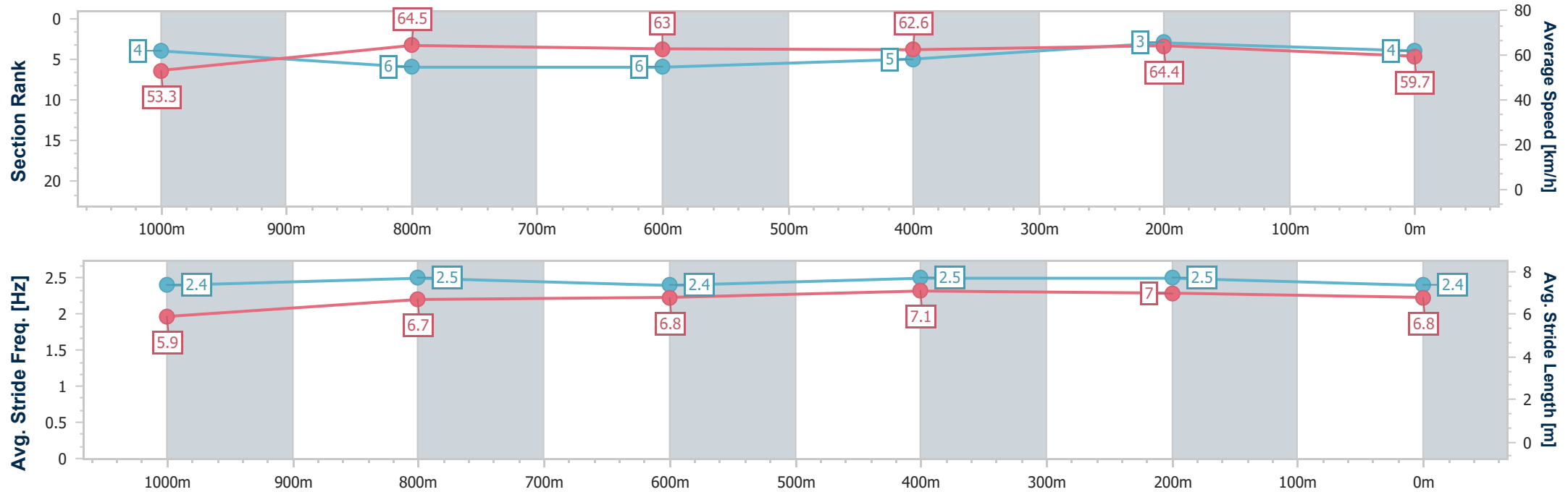


Eagle FarmProfessional  
Race 9: LADBROKES MEGA MULTI QTIS Three-Year-Old &  
Four-Year-Old BENCHMARK 70 Handicap - 1200m  
27 December 2025 - 17:10  
Track Rating: Soft 5, Weather: Overcast, Rail Position: +5 metres  
Entire Course.



BRISBANE  
RACING CLUB

| Section                | Overall                  | 1000m                    | 800m                     | 600m                     | 400m                     | 200m                     |  |  |  |  |  |  |  |  |
|------------------------|--------------------------|--------------------------|--------------------------|--------------------------|--------------------------|--------------------------|--|--|--|--|--|--|--|--|
| Section Times          | 1:10.88 [4]<br>(0:13.52) | 0:57.36 [4]<br>(0:11.30) | 0:46.06 [6]<br>(0:11.39) | 0:34.67 [6]<br>(0:11.41) | 0:23.26 [5]<br>(0:11.20) | 0:12.06 [3]<br>(0:12.06) |  |  |  |  |  |  |  |  |
| Average Speed [km/h]   | 53.3                     | 64.5                     | 63.0                     | 62.6                     | 64.4                     | 59.7                     |  |  |  |  |  |  |  |  |
| Top Speed [km/h]       | 65.6                     | 65.3                     | 64.0                     | 66.1                     | 66.1                     | 62.4                     |  |  |  |  |  |  |  |  |
| Avg. Dist. to Rail [m] | 2.7                      | 1.8                      | 0.7                      | 1.5                      | 5.3                      | 5.2                      |  |  |  |  |  |  |  |  |
| Avg. Stride Freq. [Hz] | 2.4                      | 2.5                      | 2.4                      | 2.5                      | 2.5                      | 2.4                      |  |  |  |  |  |  |  |  |
| Avg. Stride Length [m] | 5.9                      | 6.7                      | 6.8                      | 7.1                      | 7.0                      | 6.8                      |  |  |  |  |  |  |  |  |



[ ] Ranking at each section and finish  
-.-.- No data available at this section  
NA No data available



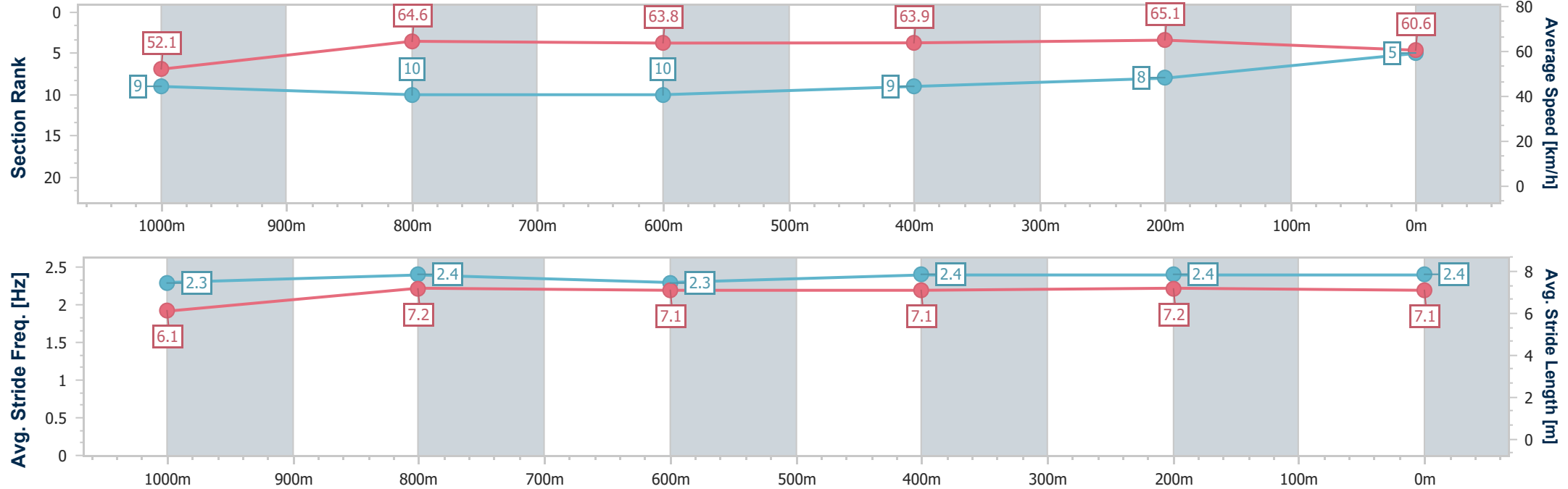
|                                |                |
|--------------------------------|----------------|
| Horse/Jockey Name              | Ramp It Up     |
| Final Rank                     | 5              |
| Fastest Section Time (Section) | 0:11.03 (400m) |
| Top Speed [km/h] (Section)     | 66.5 (400m)    |
| Race State                     | Finished       |



Eagle FarmProfessional  
Race 9: LADBROKES MEGA MULTI QTIS Three-Year-Old &  
Four-Year-Old BENCHMARK 70 Handicap - 1200m  
27 December 2025 - 17:10  
Track Rating: Soft 5, Weather: Overcast, Rail Position: +5 metres  
Entire Course.



| Section                | Overall                  | 1000m                    | 800m                      | 600m                      | 400m                     | 200m                     |  |  |  |  |  |  |  |  |
|------------------------|--------------------------|--------------------------|---------------------------|---------------------------|--------------------------|--------------------------|--|--|--|--|--|--|--|--|
| Section Times          | 1:10.92 [5]<br>(0:13.89) | 0:57.03 [9]<br>(0:11.28) | 0:45.75 [10]<br>(0:11.40) | 0:34.35 [10]<br>(0:11.39) | 0:22.96 [9]<br>(0:11.03) | 0:11.93 [8]<br>(0:11.93) |  |  |  |  |  |  |  |  |
| Average Speed [km/h]   | 52.1                     | 64.6                     | 63.8                      | 63.9                      | 65.1                     | 60.6                     |  |  |  |  |  |  |  |  |
| Top Speed [km/h]       | 64.5                     | 66.4                     | 66.4                      | 65.6                      | 66.5                     | 64.4                     |  |  |  |  |  |  |  |  |
| Avg. Dist. to Rail [m] | 4.5                      | 2.9                      | 2.4                       | 2.1                       | 5.1                      | 3.4                      |  |  |  |  |  |  |  |  |
| Avg. Stride Freq. [Hz] | 2.3                      | 2.4                      | 2.3                       | 2.4                       | 2.4                      | 2.4                      |  |  |  |  |  |  |  |  |
| Avg. Stride Length [m] | 6.1                      | 7.2                      | 7.1                       | 7.1                       | 7.2                      | 7.1                      |  |  |  |  |  |  |  |  |



[ ] Ranking at each section and finish  
-.-.- No data available at this section  
NA No data available



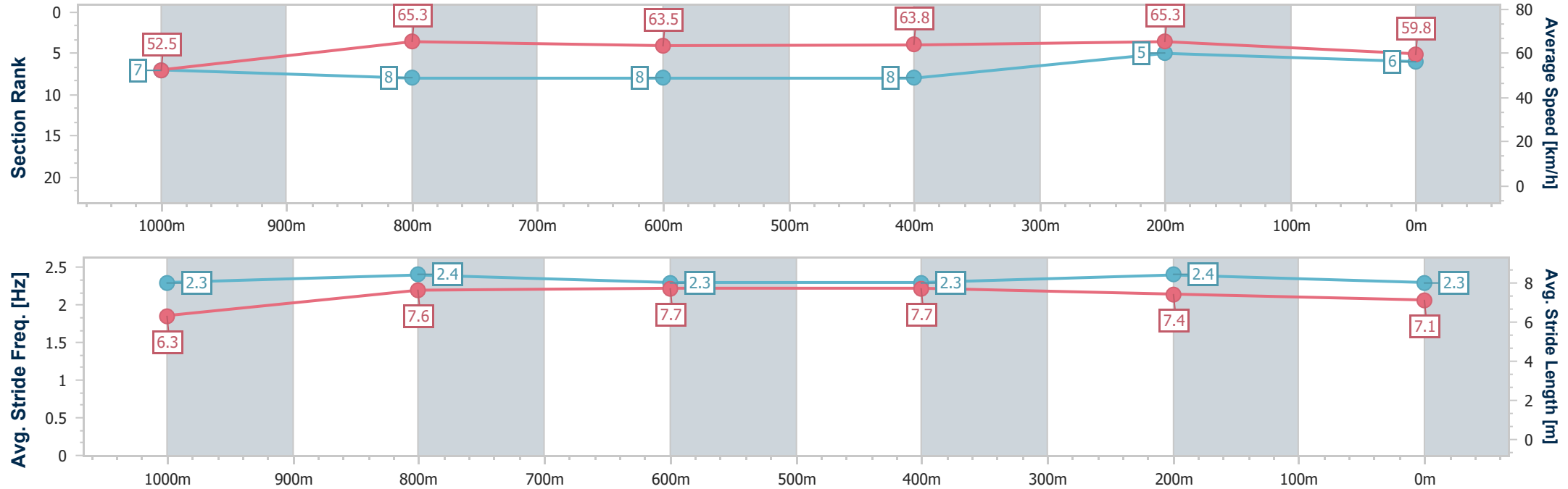
|                                |                |
|--------------------------------|----------------|
| Horse/Jockey Name              | Estrondo       |
| Final Rank                     | 6              |
| Fastest Section Time (Section) | 0:11.04 (400m) |
| Top Speed [km/h] (Section)     | 67.8 (400m)    |
| Race State                     | Finished       |



Eagle FarmProfessional  
Race 9: LADBROKES MEGA MULTI QTIS Three-Year-Old &  
Four-Year-Old BENCHMARK 70 Handicap - 1200m  
27 December 2025 - 17:10  
Track Rating: Soft 5, Weather: Overcast, Rail Position: +5 metres  
Entire Course.



| Section                | Overall                  | 1000m                    | 800m                     | 600m                     | 400m                     | 200m                     |  |  |  |  |  |  |  |
|------------------------|--------------------------|--------------------------|--------------------------|--------------------------|--------------------------|--------------------------|--|--|--|--|--|--|--|
| Section Times          | 1:10.92 [6]<br>(0:13.75) | 0:57.17 [7]<br>(0:11.20) | 0:45.97 [8]<br>(0:11.47) | 0:34.50 [8]<br>(0:11.39) | 0:23.11 [8]<br>(0:11.04) | 0:12.07 [5]<br>(0:12.07) |  |  |  |  |  |  |  |
| Average Speed [km/h]   | 52.5                     | 65.3                     | 63.5                     | 63.8                     | 65.3                     | 59.8                     |  |  |  |  |  |  |  |
| Top Speed [km/h]       | 64.8                     | 67.0                     | 66.4                     | 67.8                     | 67.8                     | 62.4                     |  |  |  |  |  |  |  |
| Avg. Dist. to Rail [m] | 1.9                      | 2.8                      | 2.6                      | 2.7                      | 8.2                      | 7.5                      |  |  |  |  |  |  |  |
| Avg. Stride Freq. [Hz] | 2.3                      | 2.4                      | 2.3                      | 2.3                      | 2.4                      | 2.3                      |  |  |  |  |  |  |  |
| Avg. Stride Length [m] | 6.3                      | 7.6                      | 7.7                      | 7.7                      | 7.4                      | 7.1                      |  |  |  |  |  |  |  |



[ ] Ranking at each section and finish  
-.-.- No data available at this section  
NA No data available



|                                |                  |
|--------------------------------|------------------|
| Horse/Jockey Name              | Whispering Rogue |
| Final Rank                     | 7                |
| Fastest Section Time (Section) | 0:11.00 (1000m)  |
| Top Speed [km/h] (Section)     | 68.1 (1000m)     |
| Race State                     | Finished         |

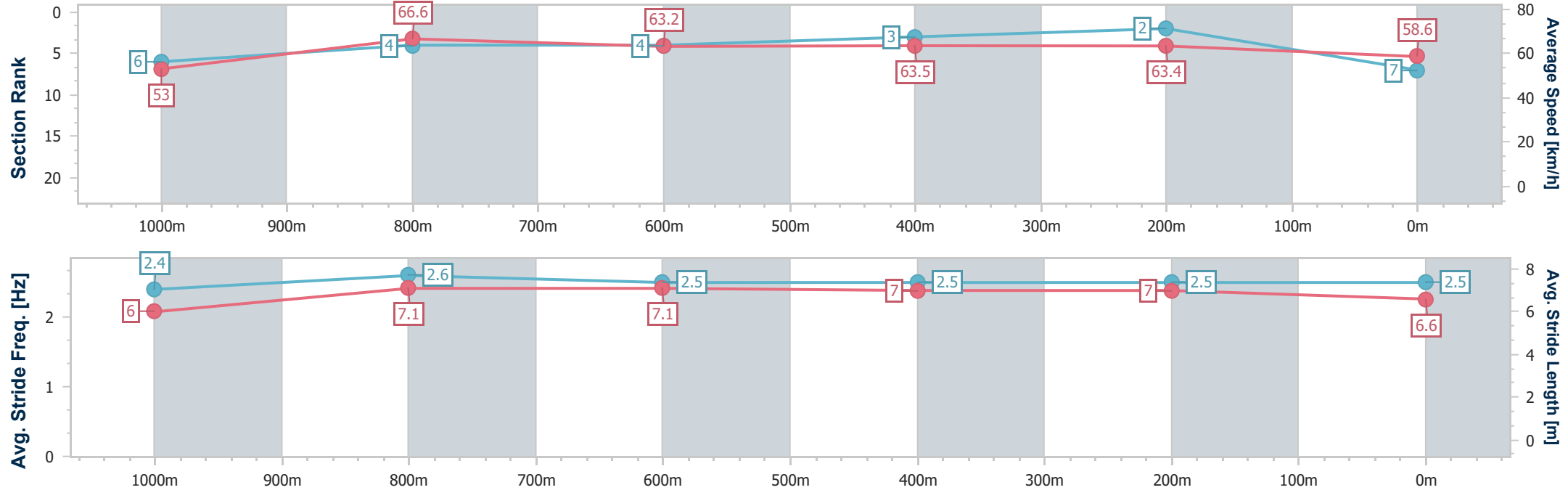


Eagle FarmProfessional  
Race 9: LADBROKES MEGA MULTI QTIS Three-Year-Old &  
Four-Year-Old BENCHMARK 70 Handicap - 1200m  
27 December 2025 - 17:10  
Track Rating: Soft 5, Weather: Overcast, Rail Position: +5 metres  
Entire Course.



BRISBANE  
RACING CLUB

| Section                | Overall                  | 1000m                    | 800m                     | 600m                     | 400m                     | 200m                     |  |  |  |  |  |  |  |
|------------------------|--------------------------|--------------------------|--------------------------|--------------------------|--------------------------|--------------------------|--|--|--|--|--|--|--|
| Section Times          | 1:11.01 [7]<br>(0:13.65) | 0:57.36 [6]<br>(0:11.00) | 0:46.36 [4]<br>(0:11.40) | 0:34.96 [4]<br>(0:11.36) | 0:23.60 [3]<br>(0:11.35) | 0:12.25 [2]<br>(0:12.25) |  |  |  |  |  |  |  |
| Average Speed [km/h]   | 53.0                     | 66.6                     | 63.2                     | 63.5                     | 63.4                     | 58.6                     |  |  |  |  |  |  |  |
| Top Speed [km/h]       | 66.8                     | 68.1                     | 65.6                     | 64.2                     | 64.9                     | 61.4                     |  |  |  |  |  |  |  |
| Avg. Dist. to Rail [m] | 6.2                      | 3.5                      | 1.3                      | 0.6                      | 1.6                      | 0.8                      |  |  |  |  |  |  |  |
| Avg. Stride Freq. [Hz] | 2.4                      | 2.6                      | 2.5                      | 2.5                      | 2.5                      | 2.5                      |  |  |  |  |  |  |  |
| Avg. Stride Length [m] | 6.0                      | 7.1                      | 7.1                      | 7.0                      | 7.0                      | 6.6                      |  |  |  |  |  |  |  |





|                                |                 |
|--------------------------------|-----------------|
| Horse/Jockey Name              | Thee Creek      |
| Final Rank                     | 8               |
| Fastest Section Time (Section) | 0:11.11 (1000m) |
| Top Speed [km/h] (Section)     | 67.5 (1000m)    |
| Race State                     | Finished        |

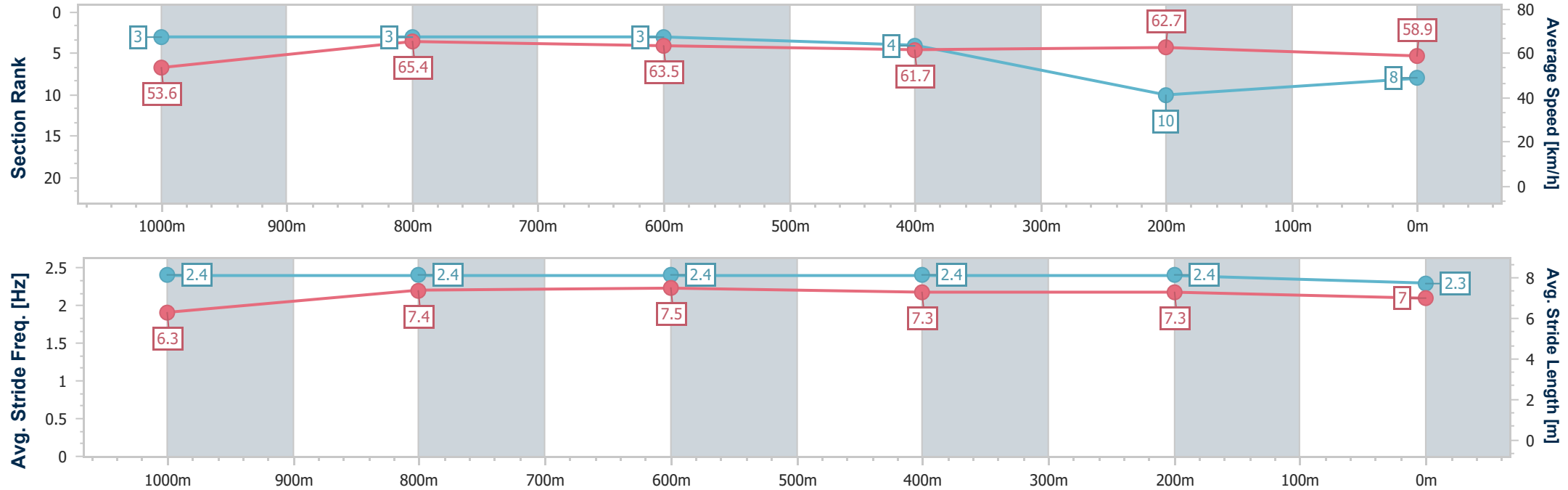


Eagle FarmProfessional  
Race 9: LADBROKES MEGA MULTI QTIS Three-Year-Old &  
Four-Year-Old BENCHMARK 70 Handicap - 1200m  
27 December 2025 - 17:10  
Track Rating: Soft 5, Weather: Overcast, Rail Position: +5 metres  
Entire Course.



BRISBANE  
RACING CLUB

| Section                | Overall                  | 1000m                    | 800m                     | 600m                     | 400m                     | 200m                      |  |  |  |  |  |  |  |
|------------------------|--------------------------|--------------------------|--------------------------|--------------------------|--------------------------|---------------------------|--|--|--|--|--|--|--|
| Section Times          | 1:11.31 [8]<br>(0:13.45) | 0:57.86 [3]<br>(0:11.11) | 0:46.75 [3]<br>(0:11.41) | 0:35.34 [3]<br>(0:11.60) | 0:23.74 [4]<br>(0:11.47) | 0:12.27 [10]<br>(0:12.27) |  |  |  |  |  |  |  |
| Average Speed [km/h]   | 53.6                     | 65.4                     | 63.5                     | 61.7                     | 62.7                     | 58.9                      |  |  |  |  |  |  |  |
| Top Speed [km/h]       | 66.9                     | 67.5                     | 65.8                     | 63.1                     | 63.6                     | 61.9                      |  |  |  |  |  |  |  |
| Avg. Dist. to Rail [m] | 4.4                      | 2.1                      | 0.7                      | 0.9                      | 0.3                      | 0.8                       |  |  |  |  |  |  |  |
| Avg. Stride Freq. [Hz] | 2.4                      | 2.4                      | 2.4                      | 2.4                      | 2.4                      | 2.3                       |  |  |  |  |  |  |  |
| Avg. Stride Length [m] | 6.3                      | 7.4                      | 7.5                      | 7.3                      | 7.3                      | 7.0                       |  |  |  |  |  |  |  |



[ ] Ranking at each section and finish  
-.-.- No data available at this section  
NA No data available



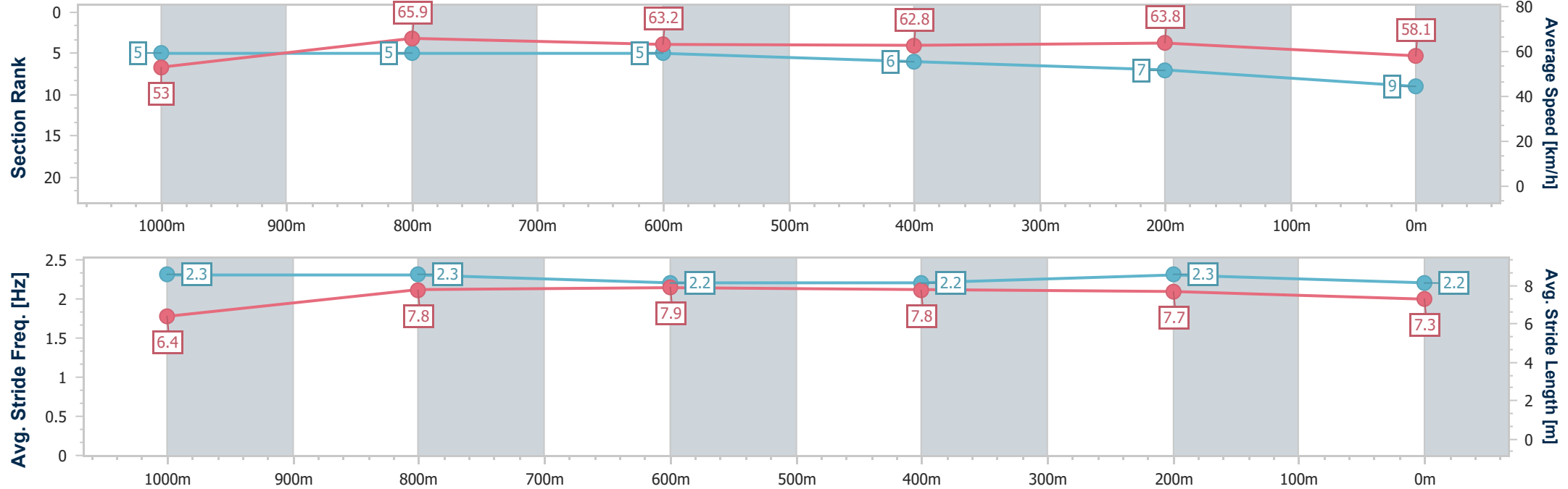
|                                |                 |
|--------------------------------|-----------------|
| Horse/Jockey Name              | Barberry Spur   |
| Final Rank                     | 9               |
| Fastest Section Time (Section) | 0:11.04 (1000m) |
| Top Speed [km/h] (Section)     | 66.5 (1000m)    |
| Race State                     | Finished        |



Eagle FarmProfessional  
Race 9: LADBROKES MEGA MULTI QTIS Three-Year-Old &  
Four-Year-Old BENCHMARK 70 Handicap - 1200m  
27 December 2025 - 17:10  
Track Rating: Soft 5, Weather: Overcast, Rail Position: +5 metres  
Entire Course.



| Section                | Overall                  | 1000m                    | 800m                     | 600m                     | 400m                     | 200m                     |  |  |  |  |  |  |  |
|------------------------|--------------------------|--------------------------|--------------------------|--------------------------|--------------------------|--------------------------|--|--|--|--|--|--|--|
| Section Times          | 1:11.38 [9]<br>(0:13.61) | 0:57.77 [5]<br>(0:11.04) | 0:46.73 [5]<br>(0:11.50) | 0:35.23 [5]<br>(0:11.52) | 0:23.71 [6]<br>(0:11.30) | 0:12.41 [7]<br>(0:12.41) |  |  |  |  |  |  |  |
| Average Speed [km/h]   | 53.0                     | 65.9                     | 63.2                     | 62.8                     | 63.8                     | 58.1                     |  |  |  |  |  |  |  |
| Top Speed [km/h]       | 66.2                     | 66.5                     | 65.3                     | 65.6                     | 65.7                     | 61.6                     |  |  |  |  |  |  |  |
| Avg. Dist. to Rail [m] | 3.3                      | 2.3                      | 1.5                      | 1.7                      | 6.6                      | 5.3                      |  |  |  |  |  |  |  |
| Avg. Stride Freq. [Hz] | 2.3                      | 2.3                      | 2.2                      | 2.2                      | 2.3                      | 2.2                      |  |  |  |  |  |  |  |
| Avg. Stride Length [m] | 6.4                      | 7.8                      | 7.9                      | 7.8                      | 7.7                      | 7.3                      |  |  |  |  |  |  |  |







|                                |                 |
|--------------------------------|-----------------|
| Horse/Jockey Name              | Anson Bay       |
| Final Rank                     | 10              |
| Fastest Section Time (Section) | 0:10.99 (1000m) |
| Top Speed [km/h] (Section)     | 68.4 (Overall)  |
| Race State                     | Finished        |

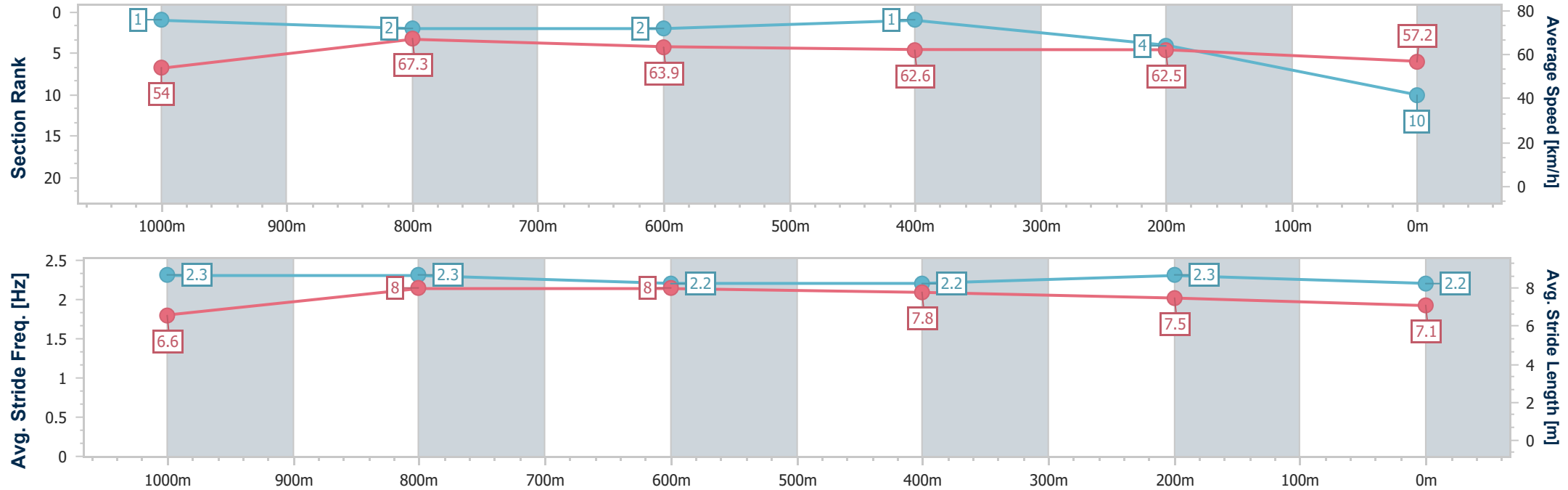


Eagle FarmProfessional  
Race 9: LADBROKES MEGA MULTI QTIS Three-Year-Old &  
Four-Year-Old BENCHMARK 70 Handicap - 1200m  
27 December 2025 - 17:10  
Track Rating: Soft 5, Weather: Overcast, Rail Position: +5 metres  
Entire Course.



BRISBANE  
RACING CLUB

| Section                | Overall                   | 1000m                    | 800m                     | 600m                     | 400m                     | 200m                     |  |  |  |  |  |  |  |  |
|------------------------|---------------------------|--------------------------|--------------------------|--------------------------|--------------------------|--------------------------|--|--|--|--|--|--|--|--|
| Section Times          | 1:11.43 [10]<br>(0:13.38) | 0:58.05 [1]<br>(0:10.99) | 0:47.06 [2]<br>(0:11.38) | 0:35.68 [2]<br>(0:11.57) | 0:24.11 [1]<br>(0:11.53) | 0:12.58 [4]<br>(0:12.58) |  |  |  |  |  |  |  |  |
| Average Speed [km/h]   | 54.0                      | 67.3                     | 63.9                     | 62.6                     | 62.5                     | 57.2                     |  |  |  |  |  |  |  |  |
| Top Speed [km/h]       | 68.4                      | 68.2                     | 66.1                     | 63.7                     | 63.5                     | 61.0                     |  |  |  |  |  |  |  |  |
| Avg. Dist. to Rail [m] | 8.9                       | 4.9                      | 2.4                      | 1.3                      | 2.5                      | 0.8                      |  |  |  |  |  |  |  |  |
| Avg. Stride Freq. [Hz] | 2.3                       | 2.3                      | 2.2                      | 2.2                      | 2.3                      | 2.2                      |  |  |  |  |  |  |  |  |
| Avg. Stride Length [m] | 6.6                       | 8.0                      | 8.0                      | 7.8                      | 7.5                      | 7.1                      |  |  |  |  |  |  |  |  |



[ ] Ranking at each section and finish  
-.-.- No data available at this section  
NA No data available



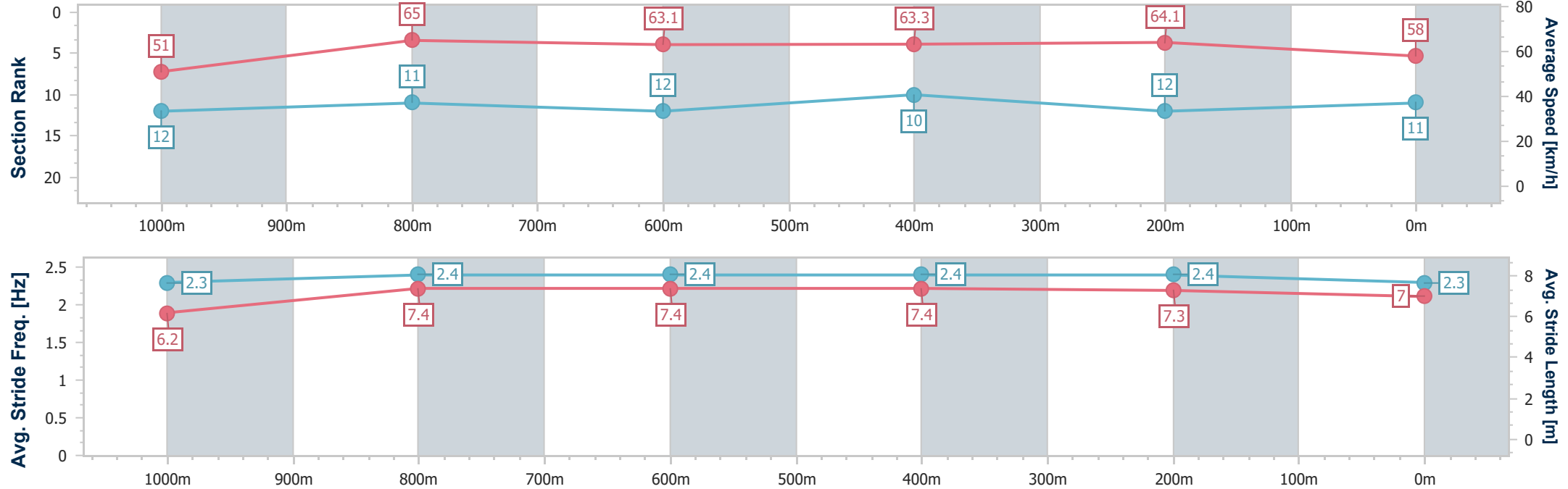
|                                |                 |
|--------------------------------|-----------------|
| Horse/Jockey Name              | Sweet Pretender |
| Final Rank                     | 11              |
| Fastest Section Time (Section) | 0:11.12 (1000m) |
| Top Speed [km/h] (Section)     | 67.0 (Overall)  |
| Race State                     | Finished        |



Eagle FarmProfessional  
Race 9: LADBROKES MEGA MULTI QTIS Three-Year-Old &  
Four-Year-Old BENCHMARK 70 Handicap - 1200m  
27 December 2025 - 17:10  
Track Rating: Soft 5, Weather: Overcast, Rail Position: +5 metres  
Entire Course.



| Section                | Overall                   | 1000m                     | 800m                      | 600m                      | 400m                      | 200m                      |  |  |  |  |  |  |  |
|------------------------|---------------------------|---------------------------|---------------------------|---------------------------|---------------------------|---------------------------|--|--|--|--|--|--|--|
| Section Times          | 1:11.64 [11]<br>(0:14.18) | 0:57.46 [12]<br>(0:11.12) | 0:46.34 [11]<br>(0:11.43) | 0:34.91 [12]<br>(0:11.32) | 0:23.59 [10]<br>(0:11.24) | 0:12.35 [12]<br>(0:12.35) |  |  |  |  |  |  |  |
| Average Speed [km/h]   | 51.0                      | 65.0                      | 63.1                      | 63.3                      | 64.1                      | 58.0                      |  |  |  |  |  |  |  |
| Top Speed [km/h]       | 67.0                      | 66.8                      | 65.7                      | 66.3                      | 66.4                      | 61.6                      |  |  |  |  |  |  |  |
| Avg. Dist. to Rail [m] | 8.1                       | 1.3                       | 0.3                       | 1.1                       | 2.3                       | 2.3                       |  |  |  |  |  |  |  |
| Avg. Stride Freq. [Hz] | 2.3                       | 2.4                       | 2.4                       | 2.4                       | 2.4                       | 2.3                       |  |  |  |  |  |  |  |
| Avg. Stride Length [m] | 6.2                       | 7.4                       | 7.4                       | 7.4                       | 7.3                       | 7.0                       |  |  |  |  |  |  |  |



- [ ] Ranking at each section and finish
- .-.- No data available at this section
- NA No data available



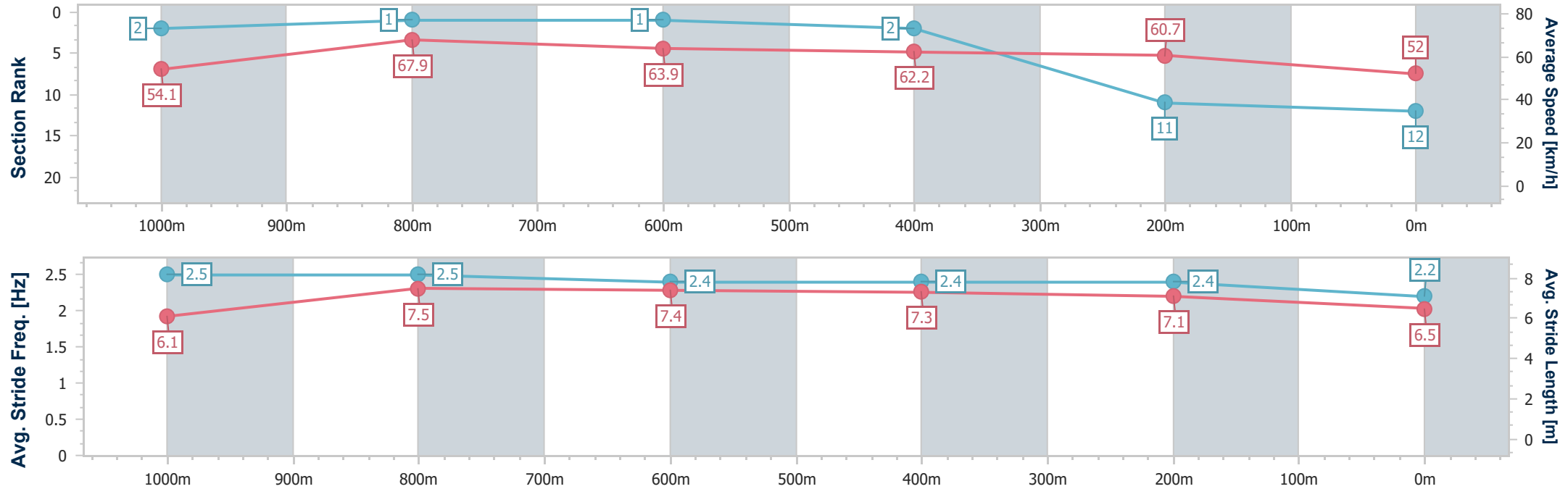
|                                |                 |
|--------------------------------|-----------------|
| Horse/Jockey Name              | Aquatier        |
| Final Rank                     | 12              |
| Fastest Section Time (Section) | 0:10.80 (1000m) |
| Top Speed [km/h] (Section)     | 69.6 (1000m)    |
| Race State                     | Finished        |



Eagle FarmProfessional  
Race 9: LADBROKES MEGA MULTI QTIS Three-Year-Old &  
Four-Year-Old BENCHMARK 70 Handicap - 1200m  
27 December 2025 - 17:10  
Track Rating: Soft 5, Weather: Overcast, Rail Position: +5 metres  
Entire Course.



| Section                | Overall                   | 1000m                    | 800m                     | 600m                     | 400m                     | 200m                      |  |  |  |  |  |  |  |
|------------------------|---------------------------|--------------------------|--------------------------|--------------------------|--------------------------|---------------------------|--|--|--|--|--|--|--|
| Section Times          | 1:13.09 [12]<br>(0:13.40) | 0:59.69 [2]<br>(0:10.80) | 0:48.89 [1]<br>(0:11.49) | 0:37.40 [1]<br>(0:11.71) | 0:25.69 [2]<br>(0:11.86) | 0:13.83 [11]<br>(0:13.83) |  |  |  |  |  |  |  |
| Average Speed [km/h]   | 54.1                      | 67.9                     | 63.9                     | 62.2                     | 60.7                     | 52.0                      |  |  |  |  |  |  |  |
| Top Speed [km/h]       | 68.1                      | 69.6                     | 66.0                     | 63.3                     | 63.1                     | 57.6                      |  |  |  |  |  |  |  |
| Avg. Dist. to Rail [m] | 5.8                       | 4.6                      | 4.1                      | 2.3                      | 2.9                      | 1.2                       |  |  |  |  |  |  |  |
| Avg. Stride Freq. [Hz] | 2.5                       | 2.5                      | 2.4                      | 2.4                      | 2.4                      | 2.2                       |  |  |  |  |  |  |  |
| Avg. Stride Length [m] | 6.1                       | 7.5                      | 7.4                      | 7.3                      | 7.1                      | 6.5                       |  |  |  |  |  |  |  |





# Eagle Farm Professional

## Race 10: U&U RECRUITMENT Class 6 Handicap - 1400m

27 December 2025 - 17:51



BRISBANE  
RACING CLUB

Track Rating: Soft 5, Weather: Overcast, Rail Position: +5 metres Entire Course.

| Section     |     |                      |         |                     |                    | Overall              | 1200m                | 1000m                | 800m                 | 600m                 | 400m                 | Last 600m |                           |
|-------------|-----|----------------------|---------|---------------------|--------------------|----------------------|----------------------|----------------------|----------------------|----------------------|----------------------|-----------|---------------------------|
| Field Times |     |                      |         |                     |                    | 1:24.37<br>(0:13.83) | 1:10.54<br>(0:11.86) | 0:58.68<br>(0:12.36) | 0:46.32<br>(0:12.46) | 0:33.86<br>(0:11.37) | 0:22.49<br>(0:10.86) | 0:33.86   |                           |
| Rank        | TAB | Horse/Jockey         | Barrier | Top Speed<br>[km/h] | Fastest<br>Section |                      |                      |                      |                      |                      |                      |           | Distance<br>Travelled [m] |
| 1           | 9   | CHIEF WITNESS        | 1       | 68.2                | 0:10.69            | 1:24.37 [1]          | 1:10.02 [6]          | 0:58.05 [6]          | 0:45.77 [6]          | 0:33.64 [5]          | 0:22.32 [5]          | 0:33.64   |                           |
|             |     | Angela Jones         |         | 400m                | 400m               | (0:14.35)            | (0:11.97)            | (0:12.28)            | (0:12.13)            | (0:11.32)            | (0:10.69)            |           |                           |
| 2           | 3   | SER JOH              | 2       | 68.1                | 0:10.85            | 1:24.52 [2]          | 1:10.49 [3]          | 0:58.54 [3]          | 0:46.17 [3]          | 0:33.79 [4]          | 0:22.56 [3]          | 0:33.79   | +1                        |
|             |     | Ben Thompson         |         | 400m                | 400m               | (0:14.03)            | (0:11.95)            | (0:12.37)            | (0:12.38)            | (0:11.23)            | (0:10.85)            |           |                           |
| 3           | 8   | TRIBECA STAR         | 7       | 68.6                | 0:10.72            | 1:24.71 [3]          | 1:10.27 [8]          | 0:58.28 [8]          | 0:45.91 [7]          | 0:33.73 [8]          | 0:22.44 [8]          | 0:33.73   | +3                        |
|             |     | Andrew Mallyon       |         | 400m                | 400m               | (0:14.44)            | (0:11.99)            | (0:12.37)            | (0:12.18)            | (0:11.29)            | (0:10.72)            |           |                           |
| 4           | 11  | APUNTAR              | 3       | 67.7                | 0:10.94            | 1:24.84 [4]          | 1:10.68 [5]          | 0:58.72 [5]          | 0:46.28 [5]          | 0:34.28 [3]          | 0:22.84 [4]          | 0:34.28   | +4                        |
|             |     | Robbie Dolan         |         | 400m                | 400m               | (0:14.16)            | (0:11.96)            | (0:12.44)            | (0:12.00)            | (0:11.44)            | (0:10.94)            |           |                           |
| 5           | 2   | SCUD                 | 4       | 66.3                | 0:11.10            | 1:25.07 [5]          | 1:11.02 [4]          | 0:59.06 [4]          | 0:46.67 [4]          | 0:34.25 [7]          | 0:22.96 [6]          | 0:34.25   | +2                        |
|             |     | Jai Williams         |         | 400m                | 400m               | (0:14.05)            | (0:11.96)            | (0:12.39)            | (0:12.42)            | (0:11.29)            | (0:11.10)            |           |                           |
| 6           | 5   | EXCELLADUS           | 9       | 66.4                | 0:11.18            | 1:25.28 [6]          | 1:11.42 [2]          | 0:59.46 [2]          | 0:47.11 [2]          | 0:34.76 [2]          | 0:23.40 [1]          | 0:34.76   | +1                        |
|             |     | Jake Bayliss         |         | 600m                | 400m               | (0:13.86)            | (0:11.96)            | (0:12.35)            | (0:12.35)            | (0:11.36)            | (0:11.18)            |           |                           |
| 7           | 12  | ARIZONA DREAMING     | 5       | 66.2                | 0:11.07            | 1:25.38 [7]          | 1:10.99 [7]          | 0:58.98 [7]          | 0:46.53 [8]          | 0:34.59 [6]          | 0:23.11 [7]          | 0:34.59   | +4                        |
|             |     | Dale Smith           |         | 400m                | 400m               | (0:14.39)            | (0:12.01)            | (0:12.45)            | (0:11.94)            | (0:11.48)            | (0:11.07)            |           |                           |
| 8           | 6   | HASTEN DELIGHT       | 6       | 66.1                | 0:11.18            | 1:25.40 [8]          | 1:11.57 [1]          | 0:59.71 [1]          | 0:47.35 [1]          | 0:34.89 [1]          | 0:23.51 [2]          | 0:34.89   | +1                        |
|             |     | Jag Guthmann-Chester |         | 400m                | 400m               | (0:13.83)            | (0:11.86)            | (0:12.36)            | (0:12.46)            | (0:11.38)            | (0:11.18)            |           |                           |
| 9           | 4   | DEEP RESPECT         | 8       | 67.6                | 0:11.12            | 1:25.64 [9]          | 1:10.91 [9]          | 0:58.92 [9]          | 0:46.60 [9]          | 0:34.44 [9]          | 0:23.13 [9]          | 0:34.44   | +6                        |
|             |     | Daniel Moor          |         | 600m                | 400m               | (0:14.73)            | (0:11.99)            | (0:12.32)            | (0:12.16)            | (0:11.31)            | (0:11.12)            |           |                           |

Scratched: Birmingham (#13), Atmosphere (#1), Spanish Fox (#7), Silvanito (#10)



## Eagle Farm Professional

### Race 10: U&U RECRUITMENT Class 6 Handicap - 1400m

27 December 2025 - 17:51



BRISBANE  
RACING CLUB

Track Rating: Soft 5, Weather: Overcast, Rail Position: +5 metres Entire Course.

| Section<br>Field Times |     |                      |         | 200m<br>0:11.63<br>(0:11.63) |                    |             |         | Last 600m<br>0:33.86      |    |
|------------------------|-----|----------------------|---------|------------------------------|--------------------|-------------|---------|---------------------------|----|
| Rank                   | TAB | Horse/Jockey         | Barrier | Top Speed<br>[km/h]          | Fastest<br>Section | Margin      |         | Distance<br>Travelled [m] |    |
| 1                      | 9   | CHIEF WITNESS        | 1       | 68.2                         | 0:10.69            | 0:11.63 [1] | 1:24.37 | 0:33.64                   |    |
|                        |     | Angela Jones         |         | 400m                         | 400m               | (0:11.63)   |         |                           |    |
| 2                      | 3   | SER JOH              | 2       | 68.1                         | 0:10.85            | 0:11.71 [2] | 0.85L   | 0:33.79                   | +1 |
|                        |     | Ben Thompson         |         | 400m                         | 400m               | (0:11.71)   |         |                           |    |
| 3                      | 8   | TRIBECA STAR         | 7       | 68.6                         | 0:10.72            | 0:11.72 [4] | 1.96L   | 0:33.73                   | +3 |
|                        |     | Andrew Mallyon       |         | 400m                         | 400m               | (0:11.72)   |         |                           |    |
| 4                      | 11  | APUNTAR              | 3       | 67.7                         | 0:10.94            | 0:11.90 [3] | 2.75L   | 0:34.28                   | +4 |
|                        |     | Robbie Dolan         |         | 400m                         | 400m               | (0:11.90)   |         |                           |    |
| 5                      | 2   | SCUD                 | 4       | 66.3                         | 0:11.10            | 0:11.86 [7] | 4.12L   | 0:34.25                   | +2 |
|                        |     | Jai Williams         |         | 400m                         | 400m               | (0:11.86)   |         |                           |    |
| 6                      | 5   | EXCELLADUS           | 9       | 66.4                         | 0:11.18            | 0:12.22 [5] | 5.32L   | 0:34.76                   | +1 |
|                        |     | Jake Bayliss         |         | 600m                         | 400m               | (0:12.22)   |         |                           |    |
| 7                      | 12  | ARIZONA DREAMING     | 5       | 66.2                         | 0:11.07            | 0:12.04 [8] | 5.95L   | 0:34.59                   | +4 |
|                        |     | Dale Smith           |         | 400m                         | 400m               | (0:12.04)   |         |                           |    |
| 8                      | 6   | HASTEN DELIGHT       | 6       | 66.1                         | 0:11.18            | 0:12.33 [6] | 6.07L   | 0:34.89                   | +1 |
|                        |     | Jag Guthmann-Chester |         | 400m                         | 400m               | (0:12.33)   |         |                           |    |
| 9                      | 4   | DEEP RESPECT         | 8       | 67.6                         | 0:11.12            | 0:12.01 [9] | 7.44L   | 0:34.44                   | +6 |
|                        |     | Daniel Moor          |         | 600m                         | 400m               | (0:12.01)   |         |                           |    |

Scratched: Birmingham (#13), Atmosphere (#1), Spanish Fox (#7), Silvanito (#10)



|                                |                |
|--------------------------------|----------------|
| Horse/Jockey Name              | Chief Witness  |
| Final Rank                     | 1              |
| Fastest Section Time (Section) | 0:10.69 (400m) |
| Top Speed [km/h] (Section)     | 68.2 (400m)    |
| Race State                     | Finished       |



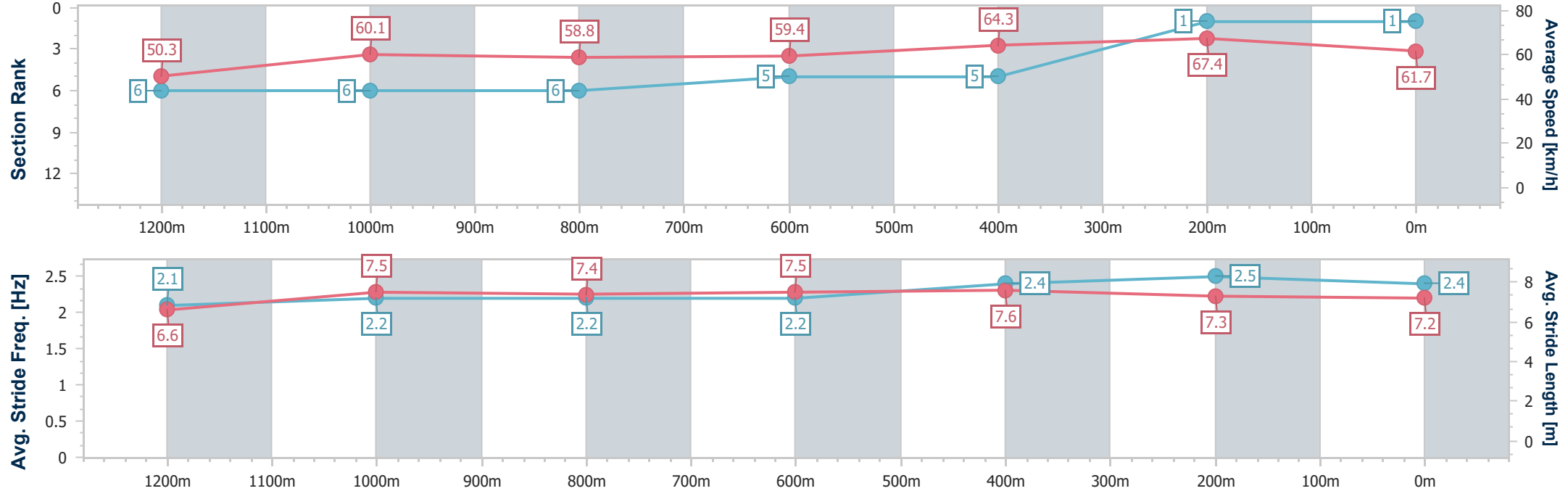
Eagle FarmProfessional  
Race 10: U&U RECRUITMENT Class 6 Handicap - 1400m

27 December 2025 - 17:51  
Track Rating: Soft 5, Weather: Overcast, Rail Position: +5 metres  
Entire Course.



BRISBANE  
RACING CLUB

| Section                | Overall                  | 1200m                    | 1000m                    | 800m                     | 600m                     | 400m                     | 200m                     |  |  |  |  |  |  |
|------------------------|--------------------------|--------------------------|--------------------------|--------------------------|--------------------------|--------------------------|--------------------------|--|--|--|--|--|--|
| Section Times          | 1:24.37 [1]<br>(0:14.35) | 1:10.02 [6]<br>(0:11.97) | 0:58.05 [6]<br>(0:12.28) | 0:45.77 [6]<br>(0:12.13) | 0:33.64 [5]<br>(0:11.32) | 0:22.32 [5]<br>(0:10.69) | 0:11.63 [1]<br>(0:11.63) |  |  |  |  |  |  |
| Average Speed [km/h]   | 50.3                     | 60.1                     | 58.8                     | 59.4                     | 64.3                     | 67.4                     | 61.7                     |  |  |  |  |  |  |
| Top Speed [km/h]       | 62.0                     | 62.2                     | 59.7                     | 61.4                     | 67.6                     | 68.2                     | 65.3                     |  |  |  |  |  |  |
| Avg. Dist. to Rail [m] | 1.6                      | 1.2                      | 0.4                      | 0.6                      | 2.1                      | 7.0                      | 8.1                      |  |  |  |  |  |  |
| Avg. Stride Freq. [Hz] | 2.1                      | 2.2                      | 2.2                      | 2.2                      | 2.4                      | 2.5                      | 2.4                      |  |  |  |  |  |  |
| Avg. Stride Length [m] | 6.6                      | 7.5                      | 7.4                      | 7.5                      | 7.6                      | 7.3                      | 7.2                      |  |  |  |  |  |  |



- [ ] Ranking at each section and finish
- .-.- No data available at this section
- NA No data available



|                                |                |
|--------------------------------|----------------|
| Horse/Jockey Name              | Ser Joh        |
| Final Rank                     | 2              |
| Fastest Section Time (Section) | 0:10.85 (400m) |
| Top Speed [km/h] (Section)     | 68.1 (400m)    |
| Race State                     | Finished       |



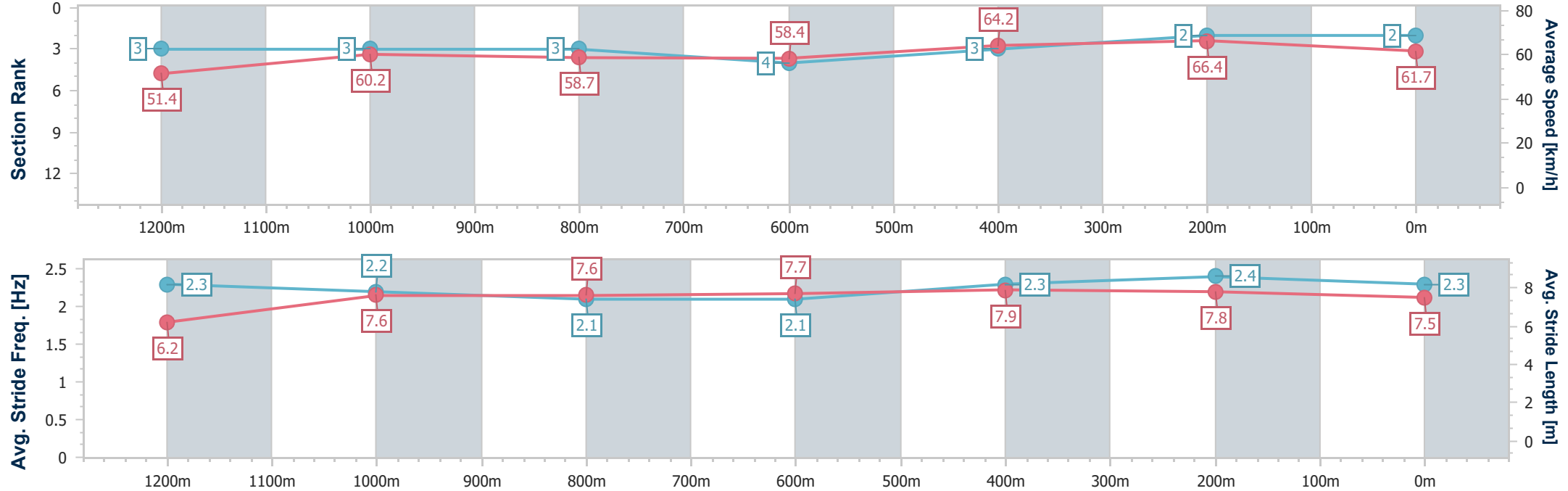
Eagle FarmProfessional  
Race 10: U&U RECRUITMENT Class 6 Handicap - 1400m

27 December 2025 - 17:51  
Track Rating: Soft 5, Weather: Overcast, Rail Position: +5 metres  
Entire Course.



BRISBANE  
RACING CLUB

| Section                | Overall                  | 1200m                    | 1000m                    | 800m                     | 600m                     | 400m                     | 200m                     |  |  |  |  |  |  |
|------------------------|--------------------------|--------------------------|--------------------------|--------------------------|--------------------------|--------------------------|--------------------------|--|--|--|--|--|--|
| Section Times          | 1:24.52 [2]<br>(0:14.03) | 1:10.49 [3]<br>(0:11.95) | 0:58.54 [3]<br>(0:12.37) | 0:46.17 [3]<br>(0:12.38) | 0:33.79 [4]<br>(0:11.23) | 0:22.56 [3]<br>(0:10.85) | 0:11.71 [2]<br>(0:11.71) |  |  |  |  |  |  |
| Average Speed [km/h]   | 51.4                     | 60.2                     | 58.7                     | 58.4                     | 64.2                     | 66.4                     | 61.7                     |  |  |  |  |  |  |
| Top Speed [km/h]       | 61.7                     | 61.6                     | 59.0                     | 59.5                     | 67.8                     | 68.1                     | 64.2                     |  |  |  |  |  |  |
| Avg. Dist. to Rail [m] | 2.0                      | 1.5                      | 1.4                      | 0.5                      | 1.0                      | 3.5                      | 3.9                      |  |  |  |  |  |  |
| Avg. Stride Freq. [Hz] | 2.3                      | 2.2                      | 2.1                      | 2.1                      | 2.3                      | 2.4                      | 2.3                      |  |  |  |  |  |  |
| Avg. Stride Length [m] | 6.2                      | 7.6                      | 7.6                      | 7.7                      | 7.9                      | 7.8                      | 7.5                      |  |  |  |  |  |  |





|                                |                |
|--------------------------------|----------------|
| Horse/Jockey Name              | Tribeca Star   |
| Final Rank                     | 3              |
| Fastest Section Time (Section) | 0:10.72 (400m) |
| Top Speed [km/h] (Section)     | 68.6 (400m)    |
| Race State                     | Finished       |



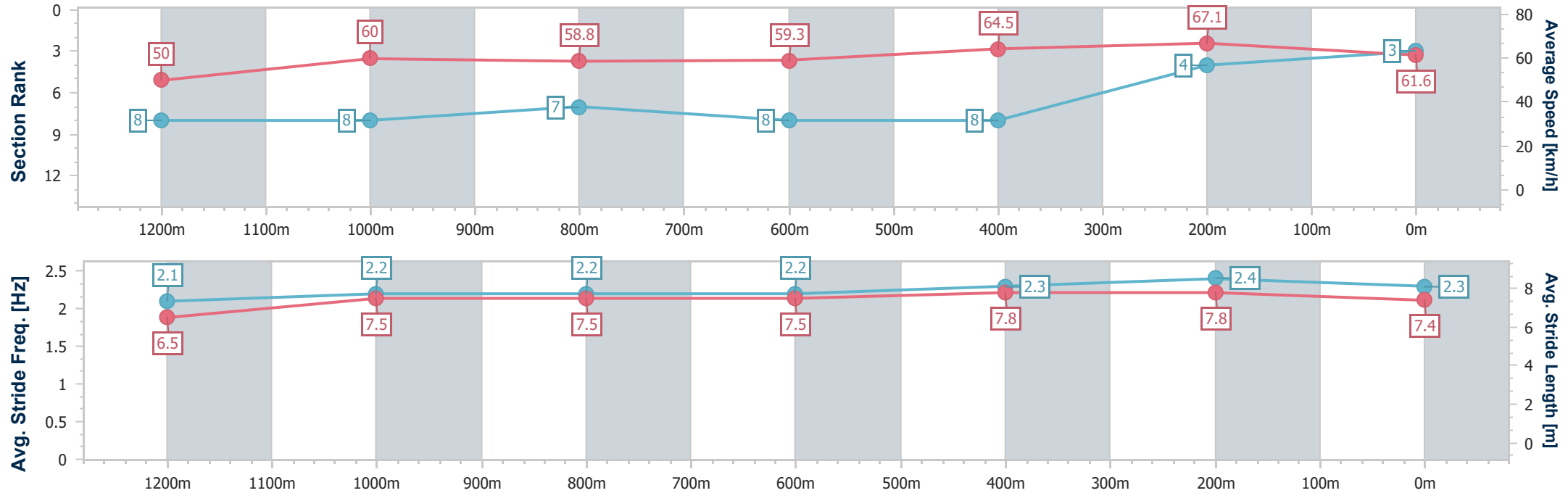
Eagle FarmProfessional  
Race 10: U&U RECRUITMENT Class 6 Handicap - 1400m

27 December 2025 - 17:51  
Track Rating: Soft 5, Weather: Overcast, Rail Position: +5 metres  
Entire Course.



BRISBANE  
RACING CLUB

| Section                | Overall                  | 1200m                    | 1000m                    | 800m                     | 600m                     | 400m                     | 200m                     |  |  |  |  |  |  |
|------------------------|--------------------------|--------------------------|--------------------------|--------------------------|--------------------------|--------------------------|--------------------------|--|--|--|--|--|--|
| Section Times          | 1:24.71 [3]<br>(0:14.44) | 1:10.27 [8]<br>(0:11.99) | 0:58.28 [8]<br>(0:12.37) | 0:45.91 [7]<br>(0:12.18) | 0:33.73 [8]<br>(0:11.29) | 0:22.44 [8]<br>(0:10.72) | 0:11.72 [4]<br>(0:11.72) |  |  |  |  |  |  |
| Average Speed [km/h]   | 50.0                     | 60.0                     | 58.8                     | 59.3                     | 64.5                     | 67.1                     | 61.6                     |  |  |  |  |  |  |
| Top Speed [km/h]       | 61.1                     | 62.2                     | 59.5                     | 61.3                     | 66.4                     | 68.6                     | 65.8                     |  |  |  |  |  |  |
| Avg. Dist. to Rail [m] | 4.5                      | 2.3                      | 1.7                      | 1.1                      | 2.3                      | 6.9                      | 8.7                      |  |  |  |  |  |  |
| Avg. Stride Freq. [Hz] | 2.1                      | 2.2                      | 2.2                      | 2.2                      | 2.3                      | 2.4                      | 2.3                      |  |  |  |  |  |  |
| Avg. Stride Length [m] | 6.5                      | 7.5                      | 7.5                      | 7.5                      | 7.8                      | 7.8                      | 7.4                      |  |  |  |  |  |  |







|                                |                |
|--------------------------------|----------------|
| Horse/Jockey Name              | Apuntar        |
| Final Rank                     | 4              |
| Fastest Section Time (Section) | 0:10.94 (400m) |
| Top Speed [km/h] (Section)     | 67.7 (400m)    |
| Race State                     | Finished       |



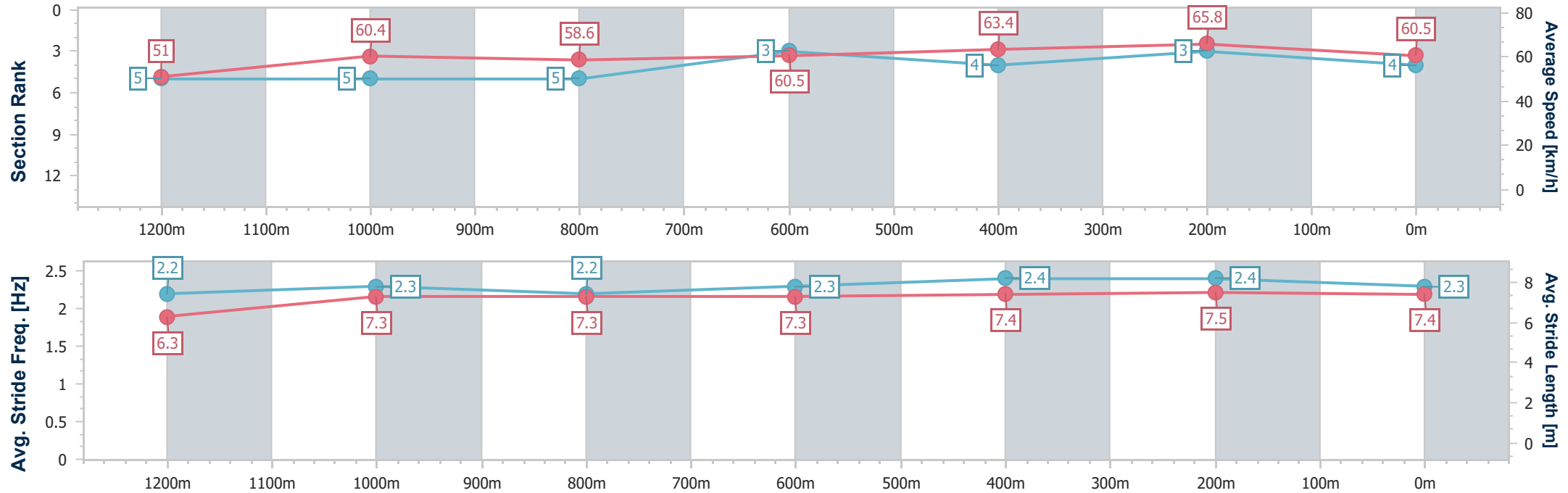
Eagle FarmProfessional  
Race 10: U&U RECRUITMENT Class 6 Handicap - 1400m

27 December 2025 - 17:51  
Track Rating: Soft 5, Weather: Overcast, Rail Position: +5 metres  
Entire Course.



BRISBANE  
RACING CLUB

| Section                | Overall                  | 1200m                    | 1000m                    | 800m                     | 600m                     | 400m                     | 200m                     |  |  |  |  |  |  |
|------------------------|--------------------------|--------------------------|--------------------------|--------------------------|--------------------------|--------------------------|--------------------------|--|--|--|--|--|--|
| Section Times          | 1:24.84 [4]<br>(0:14.16) | 1:10.68 [5]<br>(0:11.96) | 0:58.72 [5]<br>(0:12.44) | 0:46.28 [5]<br>(0:12.00) | 0:34.28 [3]<br>(0:11.44) | 0:22.84 [4]<br>(0:10.94) | 0:11.90 [3]<br>(0:11.90) |  |  |  |  |  |  |
| Average Speed [km/h]   | 51.0                     | 60.4                     | 58.6                     | 60.5                     | 63.4                     | 65.8                     | 60.5                     |  |  |  |  |  |  |
| Top Speed [km/h]       | 63.2                     | 61.3                     | 59.5                     | 62.7                     | 66.2                     | 67.7                     | 63.5                     |  |  |  |  |  |  |
| Avg. Dist. to Rail [m] | 3.6                      | 2.9                      | 2.6                      | 1.5                      | 2.2                      | 5.8                      | 5.0                      |  |  |  |  |  |  |
| Avg. Stride Freq. [Hz] | 2.2                      | 2.3                      | 2.2                      | 2.3                      | 2.4                      | 2.4                      | 2.3                      |  |  |  |  |  |  |
| Avg. Stride Length [m] | 6.3                      | 7.3                      | 7.3                      | 7.3                      | 7.4                      | 7.5                      | 7.4                      |  |  |  |  |  |  |





|                                |                |
|--------------------------------|----------------|
| Horse/Jockey Name              | Scud           |
| Final Rank                     | 5              |
| Fastest Section Time (Section) | 0:11.10 (400m) |
| Top Speed [km/h] (Section)     | 66.3 (400m)    |
| Race State                     | Finished       |



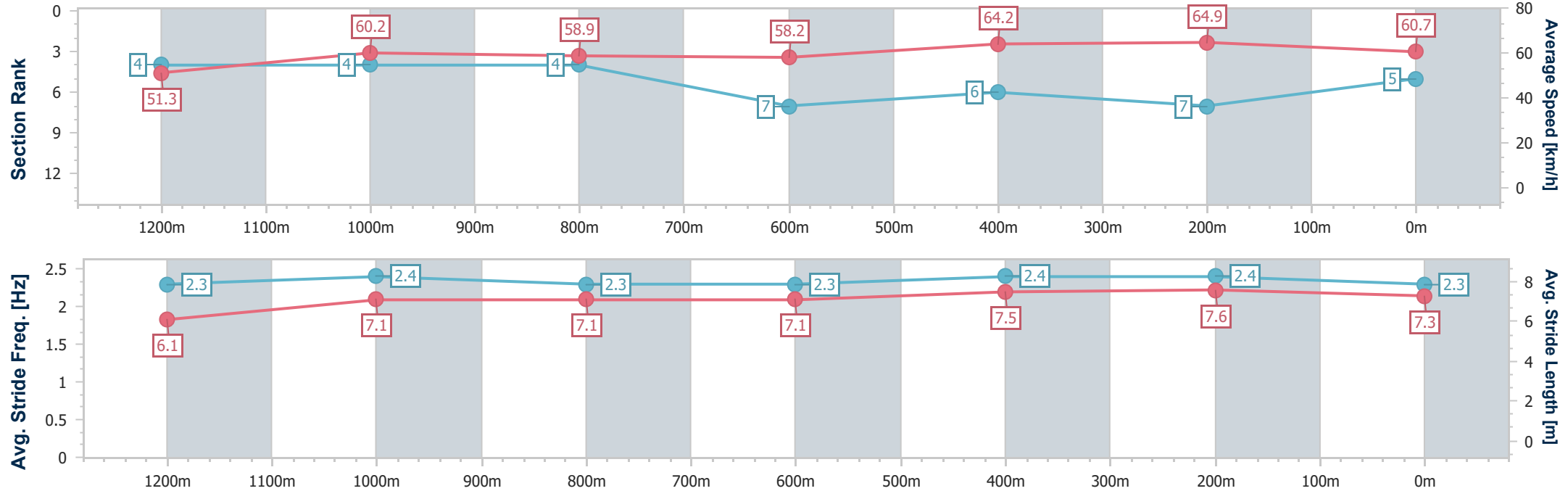
Eagle FarmProfessional  
Race 10: U&U RECRUITMENT Class 6 Handicap - 1400m

27 December 2025 - 17:51  
Track Rating: Soft 5, Weather: Overcast, Rail Position: +5 metres  
Entire Course.



BRISBANE  
RACING CLUB

| Section                | Overall                  | 1200m                    | 1000m                    | 800m                     | 600m                     | 400m                     | 200m                     |  |  |  |  |  |  |
|------------------------|--------------------------|--------------------------|--------------------------|--------------------------|--------------------------|--------------------------|--------------------------|--|--|--|--|--|--|
| Section Times          | 1:25.07 [5]<br>(0:14.05) | 1:11.02 [4]<br>(0:11.96) | 0:59.06 [4]<br>(0:12.39) | 0:46.67 [4]<br>(0:12.42) | 0:34.25 [7]<br>(0:11.29) | 0:22.96 [6]<br>(0:11.10) | 0:11.86 [7]<br>(0:11.86) |  |  |  |  |  |  |
| Average Speed [km/h]   | 51.3                     | 60.2                     | 58.9                     | 58.2                     | 64.2                     | 64.9                     | 60.7                     |  |  |  |  |  |  |
| Top Speed [km/h]       | 61.6                     | 62.0                     | 59.7                     | 61.4                     | 66.1                     | 66.3                     | 62.8                     |  |  |  |  |  |  |
| Avg. Dist. to Rail [m] | 4.2                      | 3.0                      | 2.3                      | 1.2                      | 1.1                      | 2.8                      | 2.0                      |  |  |  |  |  |  |
| Avg. Stride Freq. [Hz] | 2.3                      | 2.4                      | 2.3                      | 2.3                      | 2.4                      | 2.4                      | 2.3                      |  |  |  |  |  |  |
| Avg. Stride Length [m] | 6.1                      | 7.1                      | 7.1                      | 7.1                      | 7.5                      | 7.6                      | 7.3                      |  |  |  |  |  |  |





|                                |                |
|--------------------------------|----------------|
| Horse/Jockey Name              | Excelladus     |
| Final Rank                     | 6              |
| Fastest Section Time (Section) | 0:11.18 (400m) |
| Top Speed [km/h] (Section)     | 66.4 (600m)    |
| Race State                     | Finished       |



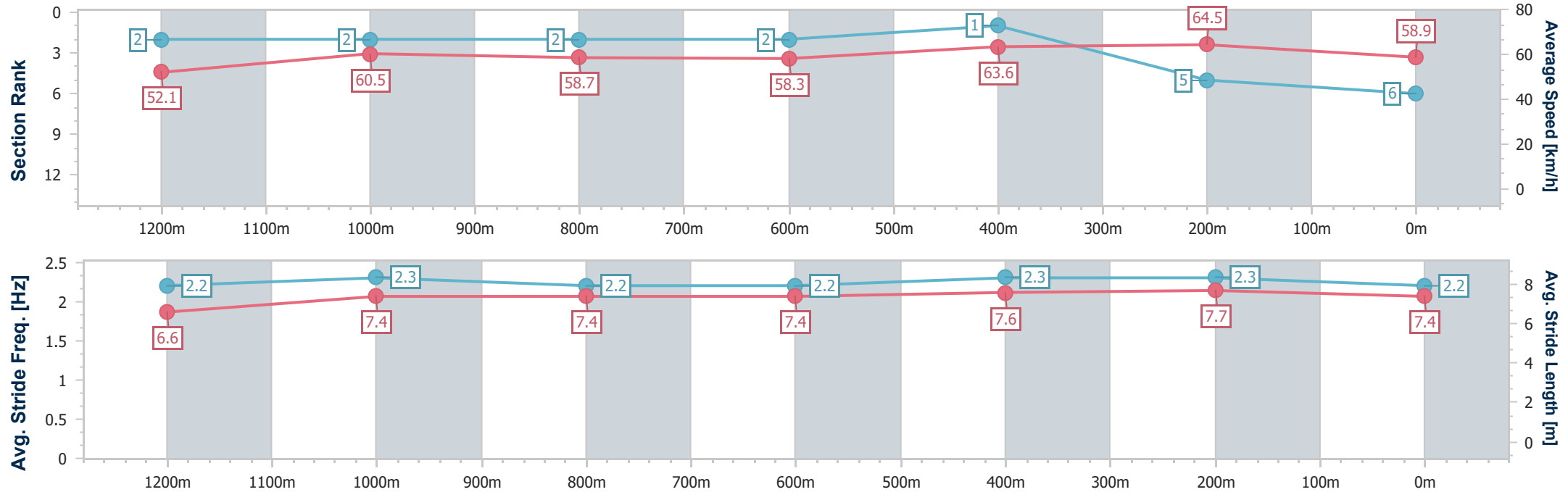
Eagle FarmProfessional  
Race 10: U&U RECRUITMENT Class 6 Handicap - 1400m

27 December 2025 - 17:51  
Track Rating: Soft 5, Weather: Overcast, Rail Position: +5 metres  
Entire Course.



BRISBANE  
RACING CLUB

| Section                | Overall                  | 1200m                    | 1000m                    | 800m                     | 600m                     | 400m                     | 200m                     |  |  |  |  |  |  |
|------------------------|--------------------------|--------------------------|--------------------------|--------------------------|--------------------------|--------------------------|--------------------------|--|--|--|--|--|--|
| Section Times          | 1:25.28 [6]<br>(0:13.86) | 1:11.42 [2]<br>(0:11.96) | 0:59.46 [2]<br>(0:12.35) | 0:47.11 [2]<br>(0:12.35) | 0:34.76 [2]<br>(0:11.36) | 0:23.40 [1]<br>(0:11.18) | 0:12.22 [5]<br>(0:12.22) |  |  |  |  |  |  |
| Average Speed [km/h]   | 52.1                     | 60.5                     | 58.7                     | 58.3                     | 63.6                     | 64.5                     | 58.9                     |  |  |  |  |  |  |
| Top Speed [km/h]       | 63.0                     | 61.6                     | 59.3                     | 60.4                     | 66.4                     | 66.2                     | 62.6                     |  |  |  |  |  |  |
| Avg. Dist. to Rail [m] | 6.7                      | 3.7                      | 1.4                      | 0.2                      | 1.2                      | 5.5                      | 6.6                      |  |  |  |  |  |  |
| Avg. Stride Freq. [Hz] | 2.2                      | 2.3                      | 2.2                      | 2.2                      | 2.3                      | 2.3                      | 2.2                      |  |  |  |  |  |  |
| Avg. Stride Length [m] | 6.6                      | 7.4                      | 7.4                      | 7.4                      | 7.6                      | 7.7                      | 7.4                      |  |  |  |  |  |  |



[ ] Ranking at each section and finish  
-.-.- No data available at this section  
NA No data available



|                                |                  |
|--------------------------------|------------------|
| Horse/Jockey Name              | Arizona Dreaming |
| Final Rank                     | 7                |
| Fastest Section Time (Section) | 0:11.07 (400m)   |
| Top Speed [km/h] (Section)     | 66.2 (400m)      |
| Race State                     | Finished         |



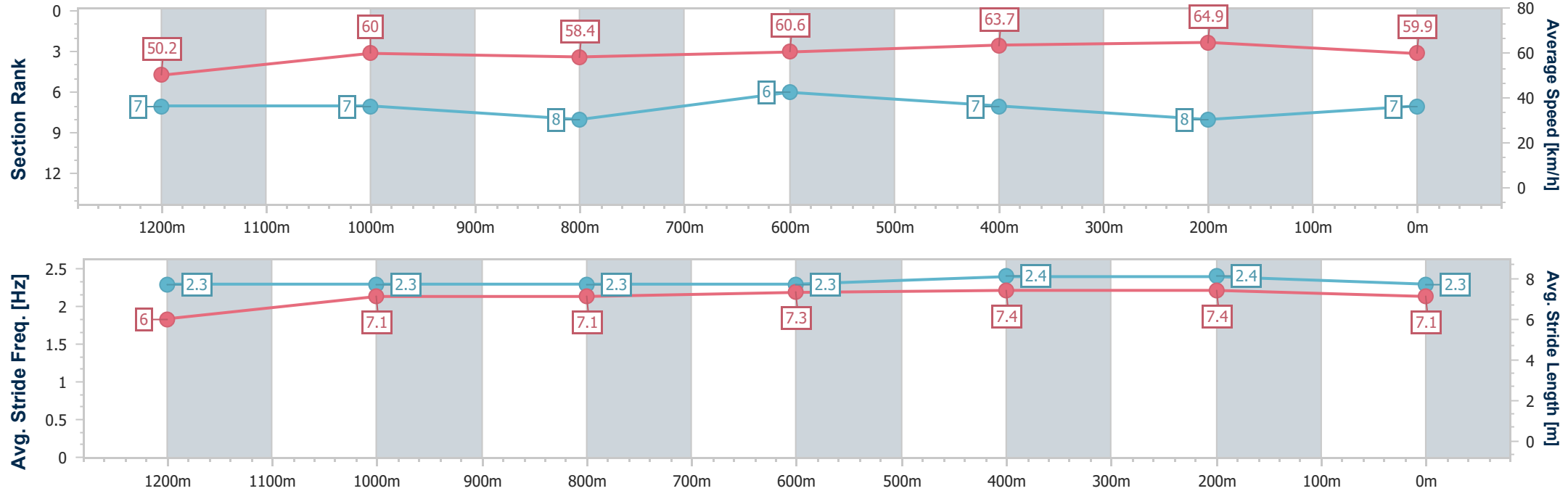
Eagle FarmProfessional  
Race 10: U&U RECRUITMENT Class 6 Handicap - 1400m

27 December 2025 - 17:51  
Track Rating: Soft 5, Weather: Overcast, Rail Position: +5 metres  
Entire Course.



BRISBANE  
RACING CLUB

| Section                | Overall                  | 1200m                    | 1000m                    | 800m                     | 600m                     | 400m                     | 200m                     |  |  |  |  |  |  |
|------------------------|--------------------------|--------------------------|--------------------------|--------------------------|--------------------------|--------------------------|--------------------------|--|--|--|--|--|--|
| Section Times          | 1:25.38 [7]<br>(0:14.39) | 1:10.99 [7]<br>(0:12.01) | 0:58.98 [7]<br>(0:12.45) | 0:46.53 [8]<br>(0:11.94) | 0:34.59 [6]<br>(0:11.48) | 0:23.11 [7]<br>(0:11.07) | 0:12.04 [8]<br>(0:12.04) |  |  |  |  |  |  |
| Average Speed [km/h]   | 50.2                     | 60.0                     | 58.4                     | 60.6                     | 63.7                     | 64.9                     | 59.9                     |  |  |  |  |  |  |
| Top Speed [km/h]       | 61.2                     | 60.8                     | 59.8                     | 61.7                     | 64.9                     | 66.2                     | 62.6                     |  |  |  |  |  |  |
| Avg. Dist. to Rail [m] | 4.3                      | 3.0                      | 2.1                      | 1.1                      | 2.9                      | 8.5                      | 9.2                      |  |  |  |  |  |  |
| Avg. Stride Freq. [Hz] | 2.3                      | 2.3                      | 2.3                      | 2.3                      | 2.4                      | 2.4                      | 2.3                      |  |  |  |  |  |  |
| Avg. Stride Length [m] | 6.0                      | 7.1                      | 7.1                      | 7.3                      | 7.4                      | 7.4                      | 7.1                      |  |  |  |  |  |  |





|                                |                |
|--------------------------------|----------------|
| Horse/Jockey Name              | Hasten Delight |
| Final Rank                     | 8              |
| Fastest Section Time (Section) | 0:11.18 (400m) |
| Top Speed [km/h] (Section)     | 66.1 (400m)    |
| Race State                     | Finished       |



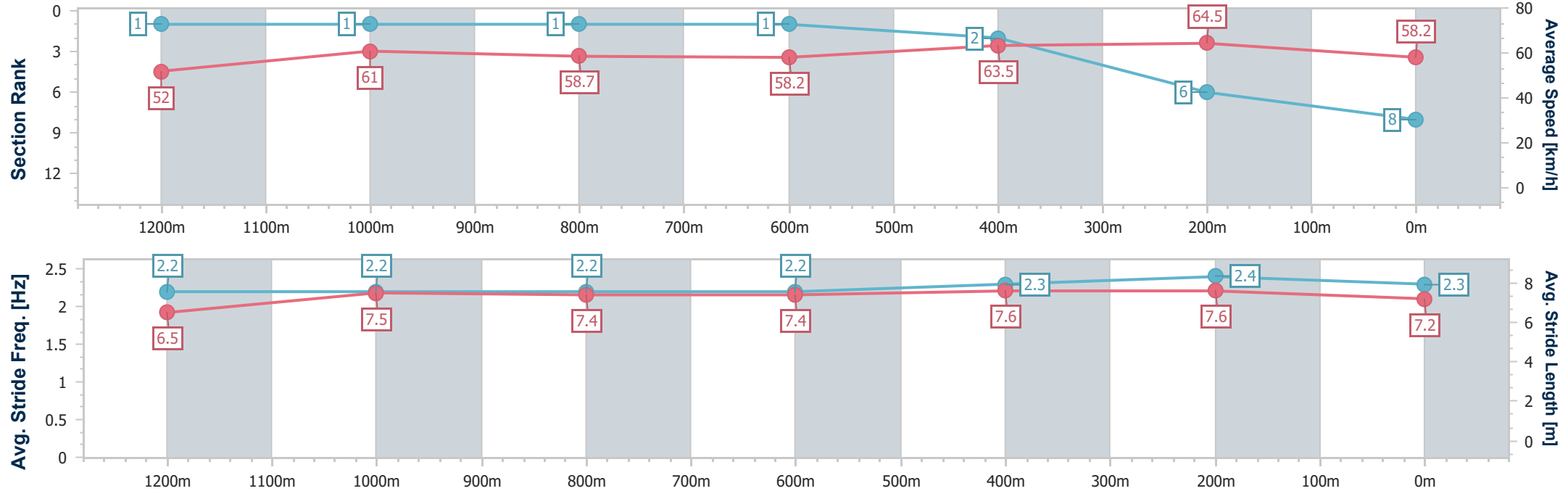
Eagle FarmProfessional  
Race 10: U&U RECRUITMENT Class 6 Handicap - 1400m

27 December 2025 - 17:51  
Track Rating: Soft 5, Weather: Overcast, Rail Position: +5 metres  
Entire Course.



BRISBANE  
RACING CLUB

| Section                | Overall                  | 1200m                    | 1000m                    | 800m                     | 600m                     | 400m                     | 200m                     |  |  |  |  |  |  |
|------------------------|--------------------------|--------------------------|--------------------------|--------------------------|--------------------------|--------------------------|--------------------------|--|--|--|--|--|--|
| Section Times          | 1:25.40 [8]<br>(0:13.83) | 1:11.57 [1]<br>(0:11.86) | 0:59.71 [1]<br>(0:12.36) | 0:47.35 [1]<br>(0:12.46) | 0:34.89 [1]<br>(0:11.38) | 0:23.51 [2]<br>(0:11.18) | 0:12.33 [6]<br>(0:12.33) |  |  |  |  |  |  |
| Average Speed [km/h]   | 52.0                     | 61.0                     | 58.7                     | 58.2                     | 63.5                     | 64.5                     | 58.2                     |  |  |  |  |  |  |
| Top Speed [km/h]       | 63.4                     | 62.9                     | 59.1                     | 60.4                     | 66.1                     | 66.1                     | 61.8                     |  |  |  |  |  |  |
| Avg. Dist. to Rail [m] | 4.9                      | 2.1                      | 1.9                      | 1.1                      | 1.5                      | 4.9                      | 5.5                      |  |  |  |  |  |  |
| Avg. Stride Freq. [Hz] | 2.2                      | 2.2                      | 2.2                      | 2.2                      | 2.3                      | 2.4                      | 2.3                      |  |  |  |  |  |  |
| Avg. Stride Length [m] | 6.5                      | 7.5                      | 7.4                      | 7.4                      | 7.6                      | 7.6                      | 7.2                      |  |  |  |  |  |  |





|                                |                |
|--------------------------------|----------------|
| Horse/Jockey Name              | Deep Respect   |
| Final Rank                     | 9              |
| Fastest Section Time (Section) | 0:11.12 (400m) |
| Top Speed [km/h] (Section)     | 67.6 (600m)    |
| Race State                     | Finished       |



Eagle FarmProfessional  
Race 10: U&U RECRUITMENT Class 6 Handicap - 1400m

27 December 2025 - 17:51  
Track Rating: Soft 5, Weather: Overcast, Rail Position: +5 metres  
Entire Course.



BRISBANE  
RACING CLUB

| Section                | Overall                  | 1200m                    | 1000m                    | 800m                     | 600m                     | 400m                     | 200m                     |  |  |  |  |  |  |
|------------------------|--------------------------|--------------------------|--------------------------|--------------------------|--------------------------|--------------------------|--------------------------|--|--|--|--|--|--|
| Section Times          | 1:25.64 [9]<br>(0:14.73) | 1:10.91 [9]<br>(0:11.99) | 0:58.92 [9]<br>(0:12.32) | 0:46.60 [9]<br>(0:12.16) | 0:34.44 [9]<br>(0:11.31) | 0:23.13 [9]<br>(0:11.12) | 0:12.01 [9]<br>(0:12.01) |  |  |  |  |  |  |
| Average Speed [km/h]   | 48.7                     | 60.2                     | 59.2                     | 59.8                     | 64.9                     | 65.0                     | 59.9                     |  |  |  |  |  |  |
| Top Speed [km/h]       | 60.9                     | 61.4                     | 60.1                     | 61.5                     | 67.6                     | 66.1                     | 63.9                     |  |  |  |  |  |  |
| Avg. Dist. to Rail [m] | 5.7                      | 2.4                      | 2.8                      | 2.2                      | 4.2                      | 6.4                      | 4.9                      |  |  |  |  |  |  |
| Avg. Stride Freq. [Hz] | 2.1                      | 2.2                      | 2.2                      | 2.2                      | 2.4                      | 2.4                      | 2.3                      |  |  |  |  |  |  |
| Avg. Stride Length [m] | 6.3                      | 7.5                      | 7.4                      | 7.4                      | 7.7                      | 7.5                      | 7.3                      |  |  |  |  |  |  |

