



Toowoomba Professional

Race 1: MNP SECURITY BENCHMARK 62 Handicap - 1000m

27 December 2025 - 17:20



Track Rating: Good 4, Weather: Fine, Rail Position: +1m Entire Course

Section					Overall	800m	600m	400m	200m	Last 600m			
Field Times					0:59.42 (0:14.01)	0:45.41 (0:10.90)	0:34.51 (0:11.27)	0:23.24 (0:11.48)	0:11.76 (0:11.76)	0:34.51			
Rank	TAB	Horse/Jockey	Barrier	Top Speed [km/h]	Fastest Section						Margin	Distance Travelled [m]	
1	8	OVER DRAFT	2	67.3	0:10.90	0:59.42 [1]	0:45.41 [1]	0:34.51 [1]	0:23.24 [1]	0:11.76 [2]	0:59.42	0:34.51	
		Les Tilley		800m	800m	(0:14.01)	(0:10.90)	(0:11.27)	(0:11.48)	(0:11.76)			
2	3	JIMMYINTHEJUNGLE	1	66.7	0:10.88	0:59.54 [2]	0:45.50 [2]	0:34.62 [2]	0:23.33 [2]	0:11.88 [1]	0.7L	0:34.62 -8	
		Jasper Franklin		800m	800m	(0:14.04)	(0:10.88)	(0:11.29)	(0:11.45)	(0:11.88)			
3	5	RUSSIAN DIVA	4	68.6	0:10.78	0:59.93 [3]	0:45.46 [4]	0:34.68 [4]	0:23.50 [4]	0:12.13 [3]	2.99L	0:34.68 -3	
		Scott Sheargold		800m	800m	(0:14.47)	(0:10.78)	(0:11.18)	(0:11.37)	(0:12.13)			
4	7	GO MARO	3	67.0	0:10.77	1:00.09 [4]	0:45.82 [3]	0:35.05 [3]	0:23.84 [3]	0:12.13 [4]	3.9L	0:35.05 -8	
		Montanna Savva		800m	800m	(0:14.27)	(0:10.77)	(0:11.21)	(0:11.71)	(0:12.13)			
5	12	ORSETTO	6	68.5	0:10.67	1:00.98 [5]	0:45.88 [6]	0:35.21 [5]	0:23.91 [5]	0:12.23 [5]	9.18L	0:35.21 -3	
		Jason Taylor		800m	800m	(0:15.10)	(0:10.67)	(0:11.30)	(0:11.68)	(0:12.23)			
6	4	ROTHESAY'S LAD	5	67.0	0:10.74	1:01.72 [6]	0:46.64 [5]	0:35.90 [6]	0:24.46 [6]	0:12.38 [6]	13.53L	0:35.90 -7	
		Chris Taylor		800m	800m	(0:15.08)	(0:10.74)	(0:11.44)	(0:12.08)	(0:12.38)			

Scratched: Artopia (#11), Cardiologist (#1), Blantons Run (#6), Inatick (#2), Purosangue (#9), Vega Nova (#10)



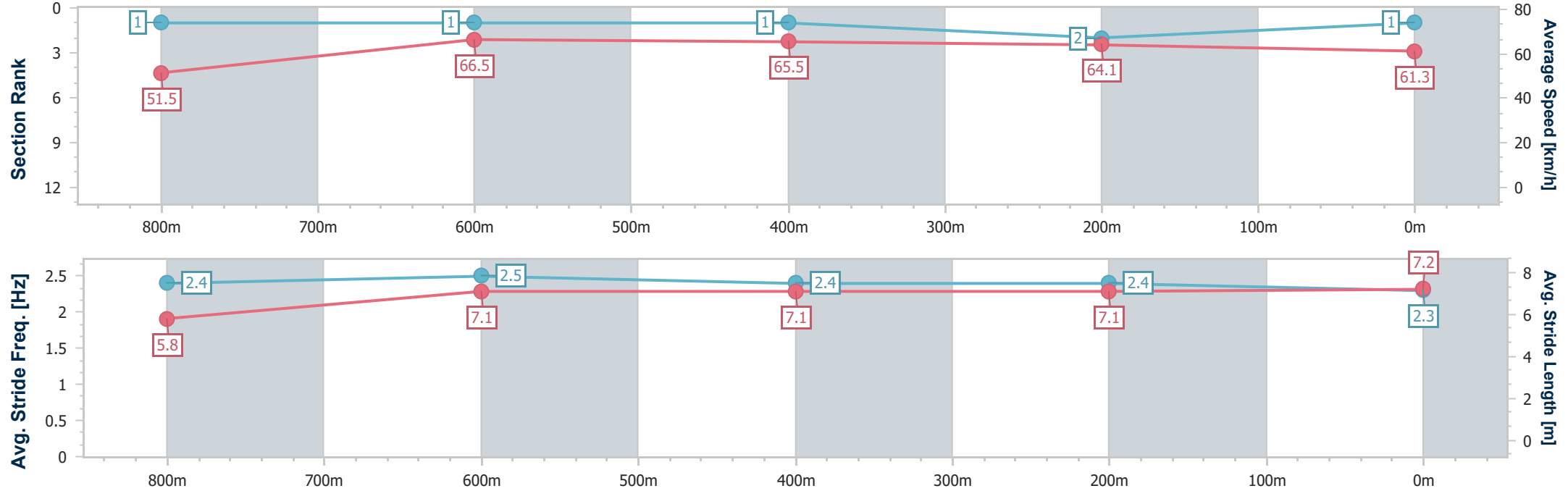
Horse/Jockey Name	Over Draft
Final Rank	1
Fastest Section Time (Section)	0:10.90 (800m)
Top Speed [km/h] (Section)	67.3 (800m)
Race State	Finished



ToowoombaProfessional
Race 1: MNP SECURITY BENCHMARK 62 Handicap - 1000m
27 December 2025 - 17:20
Track Rating: Good 4, Weather: Fine, Rail Position: +1m Entire Course



Section	Overall	800m	600m	400m	200m								
Section Times	0:59.42 [1] (0:14.01)	0:45.41 [1] (0:10.90)	0:34.51 [1] (0:11.27)	0:23.24 [1] (0:11.48)	0:11.76 [2] (0:11.76)								
Average Speed [km/h]	51.5	66.5	65.5	64.1	61.3								
Top Speed [km/h]	65.9	67.3	66.8	64.9	63.9								
Avg. Dist. to Rail [m]	2.4	2.4	4.9	5.7	3.9								
Avg. Stride Freq. [Hz]	2.4	2.5	2.4	2.4	2.3								
Avg. Stride Length [m]	5.8	7.1	7.1	7.1	7.2								





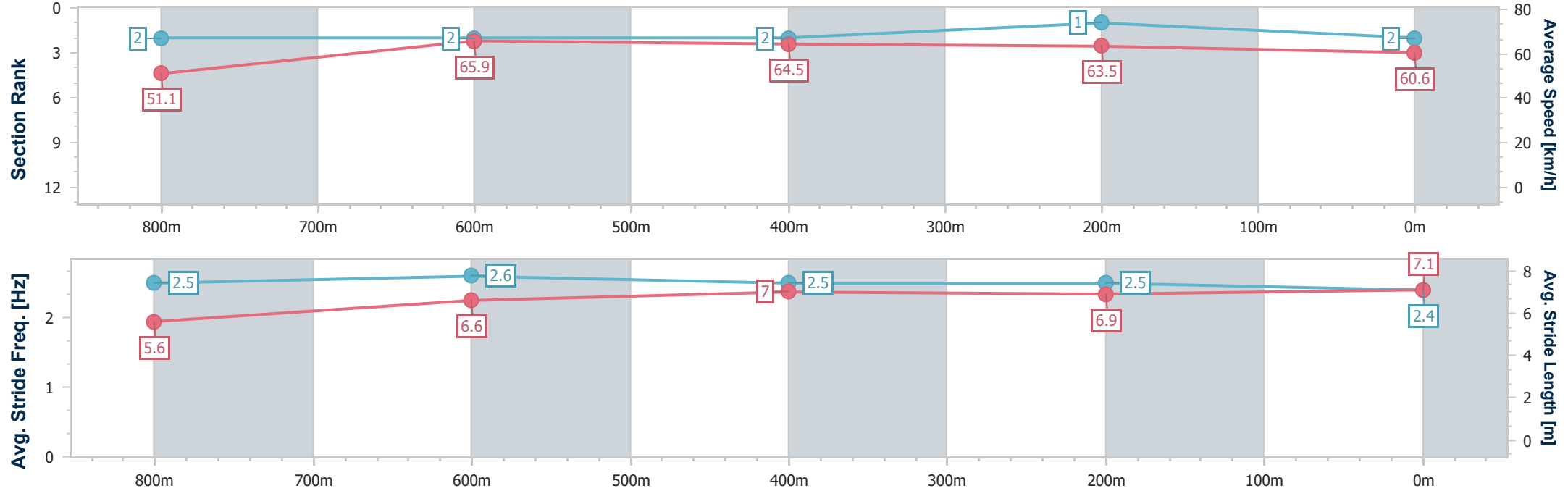
Horse/Jockey Name	Jimmyinthejungle
Final Rank	2
Fastest Section Time (Section)	0:10.88 (800m)
Top Speed [km/h] (Section)	66.7 (800m)
Race State	Finished



ToowoombaProfessional
Race 1: MNP SECURITY BENCHMARK 62 Handicap - 1000m
27 December 2025 - 17:20
Track Rating: Good 4, Weather: Fine, Rail Position: +1m Entire Course



Section	Overall	800m	600m	400m	200m										
Section Times	0:59.54 [2] (0:14.04)	0:45.50 [2] (0:10.88)	0:34.62 [2] (0:11.29)	0:23.33 [2] (0:11.45)	0:11.88 [1] (0:11.88)										
Average Speed [km/h]	51.1	65.9	64.5	63.5	60.6										
Top Speed [km/h]	65.2	66.7	66.6	64.8	62.8										
Avg. Dist. to Rail [m]	2.2	1.2	2.0	3.4	3.3										
Avg. Stride Freq. [Hz]	2.5	2.6	2.5	2.5	2.4										
Avg. Stride Length [m]	5.6	6.6	7.0	6.9	7.1										



- [] Ranking at each section and finish
- .-.- No data available at this section
- NA No data available



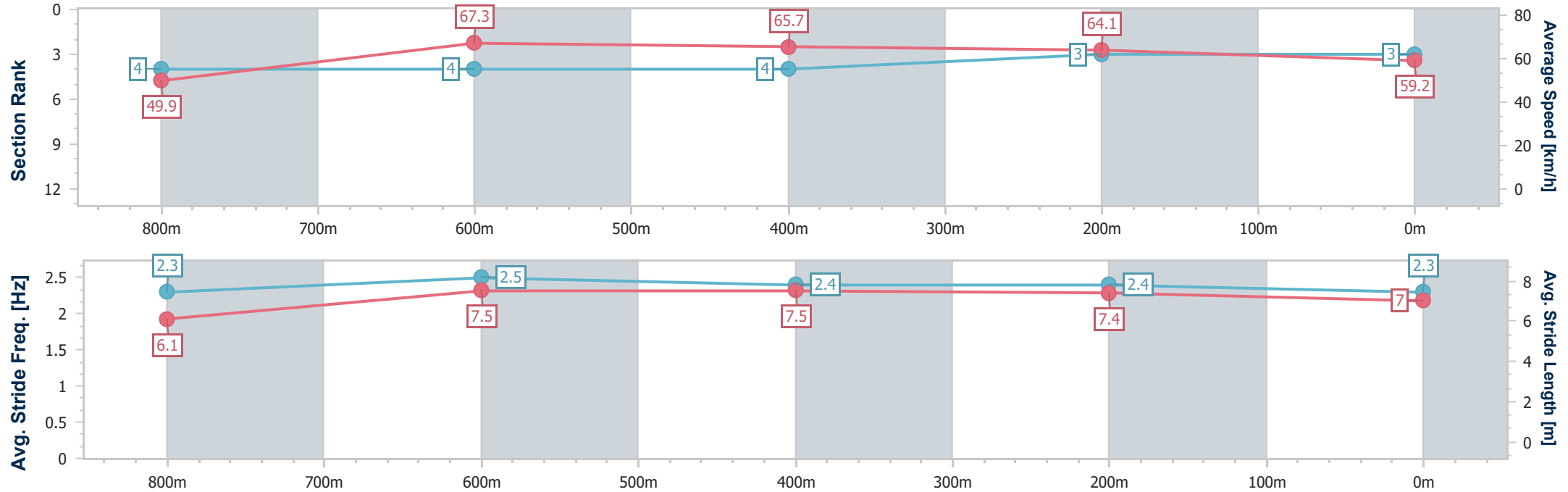
Horse/Jockey Name	Russian Diva
Final Rank	3
Fastest Section Time (Section)	0:10.78 (800m)
Top Speed [km/h] (Section)	68.6 (800m)
Race State	Finished



ToowoombaProfessional
Race 1: MNP SECURITY BENCHMARK 62 Handicap - 1000m
27 December 2025 - 17:20
Track Rating: Good 4, Weather: Fine, Rail Position: +1m Entire Course



Section	Overall	800m	600m	400m	200m										
Section Times	0:59.93 [3] (0:14.47)	0:45.46 [4] (0:10.78)	0:34.68 [4] (0:11.18)	0:23.50 [4] (0:11.37)	0:12.13 [3] (0:12.13)										
Average Speed [km/h]	49.9	67.3	65.7	64.1	59.2										
Top Speed [km/h]	67.9	68.6	67.2	65.9	62.9										
Avg. Dist. to Rail [m]	3.2	3.1	4.0	3.7	3.5										
Avg. Stride Freq. [Hz]	2.3	2.5	2.4	2.4	2.3										
Avg. Stride Length [m]	6.1	7.5	7.5	7.4	7.0										



[] Ranking at each section and finish
-.-.- No data available at this section
NA No data available



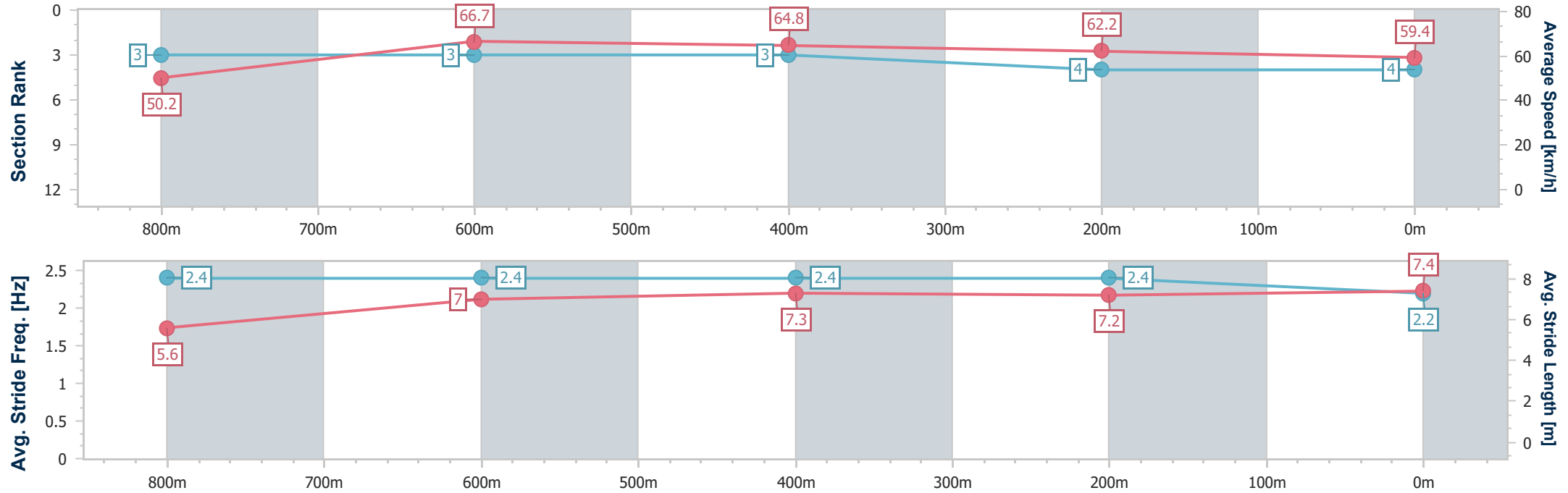
Horse/Jockey Name	Go Maro
Final Rank	4
Fastest Section Time (Section)	0:10.77 (800m)
Top Speed [km/h] (Section)	67.0 (800m)
Race State	Finished



ToowoombaProfessional
Race 1: MNP SECURITY BENCHMARK 62 Handicap - 1000m
27 December 2025 - 17:20
Track Rating: Good 4, Weather: Fine, Rail Position: +1m Entire Course



Section	Overall	800m	600m	400m	200m										
Section Times	1:00.09 [4] (0:14.27)	0:45.82 [3] (0:10.77)	0:35.05 [3] (0:11.21)	0:23.84 [3] (0:11.71)	0:12.13 [4] (0:12.13)										
Average Speed [km/h]	50.2	66.7	64.8	62.2	59.4										
Top Speed [km/h]	66.8	67.0	66.4	63.2	61.0										
Avg. Dist. to Rail [m]	3.5	1.0	1.5	3.5	2.9										
Avg. Stride Freq. [Hz]	2.4	2.4	2.4	2.4	2.2										
Avg. Stride Length [m]	5.6	7.0	7.3	7.2	7.4										





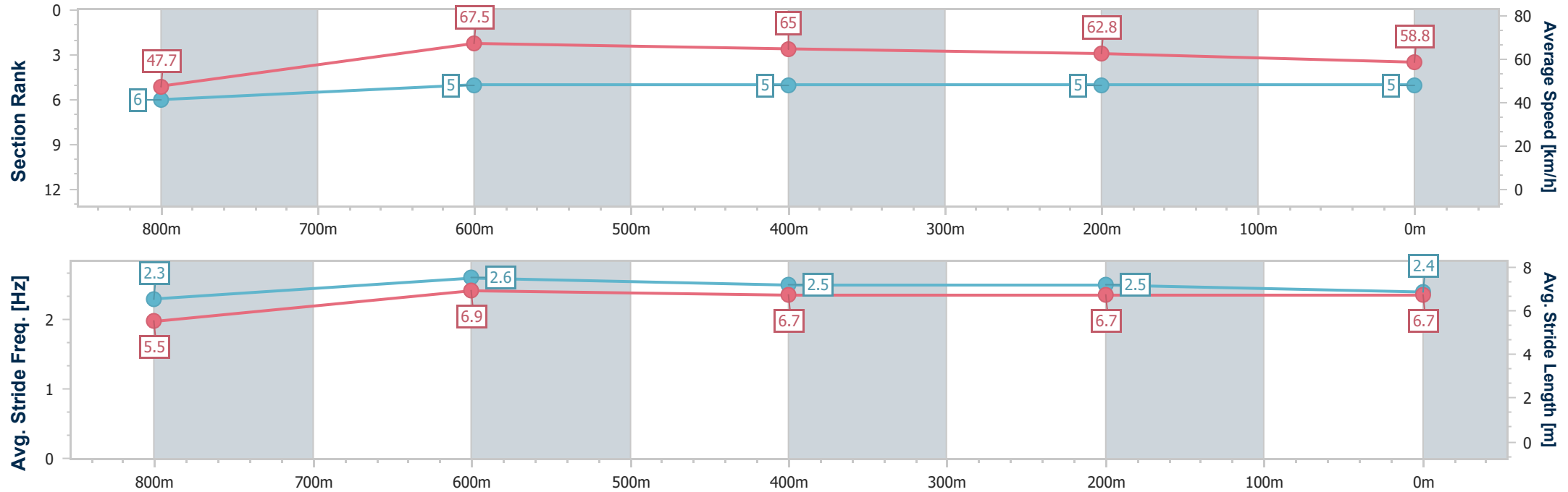
Horse/Jockey Name	Orsetto
Final Rank	5
Fastest Section Time (Section)	0:10.67 (800m)
Top Speed [km/h] (Section)	68.5 (800m)
Race State	Finished



ToowoombaProfessional
Race 1: MNP SECURITY BENCHMARK 62 Handicap - 1000m
27 December 2025 - 17:20
Track Rating: Good 4, Weather: Fine, Rail Position: +1m Entire Course



Section	Overall	800m	600m	400m	200m										
Section Times	1:00.98 [5] (0:15.10)	0:45.88 [6] (0:10.67)	0:35.21 [5] (0:11.30)	0:23.91 [5] (0:11.68)	0:12.23 [5] (0:12.23)										
Average Speed [km/h]	47.7	67.5	65.0	62.8	58.8										
Top Speed [km/h]	67.9	68.5	68.1	63.7	61.1										
Avg. Dist. to Rail [m]	4.8	1.5	4.0	4.7	3.4										
Avg. Stride Freq. [Hz]	2.3	2.6	2.5	2.5	2.4										
Avg. Stride Length [m]	5.5	6.9	6.7	6.7	6.7										



[] Ranking at each section and finish
-.-.- No data available at this section
NA No data available



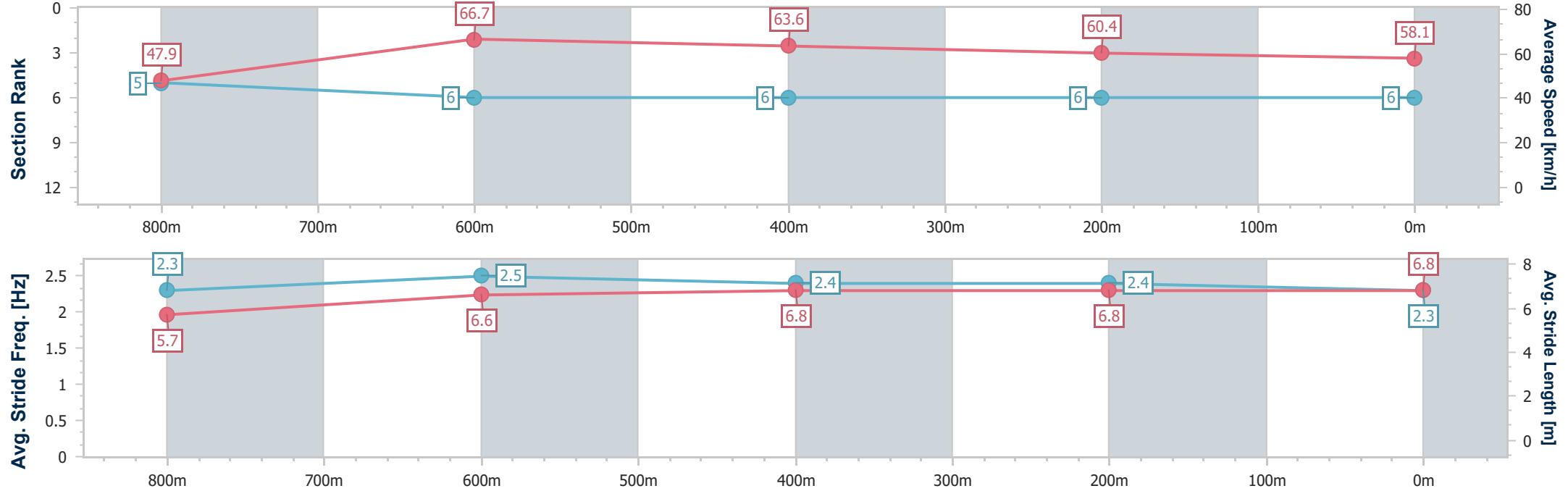
Horse/Jockey Name	Rothesay's Lad
Final Rank	6
Fastest Section Time (Section)	0:10.74 (800m)
Top Speed [km/h] (Section)	67.0 (800m)
Race State	Finished



ToowoombaProfessional
Race 1: MNP SECURITY BENCHMARK 62 Handicap - 1000m
27 December 2025 - 17:20
Track Rating: Good 4, Weather: Fine, Rail Position: +1m Entire Course



Section	Overall	800m	600m	400m	200m									
Section Times	1:01.72 [6] (0:15.08)	0:46.64 [5] (0:10.74)	0:35.90 [6] (0:11.44)	0:24.46 [6] (0:12.08)	0:12.38 [6] (0:12.38)									
Average Speed [km/h]	47.9	66.7	63.6	60.4	58.1									
Top Speed [km/h]	65.3	67.0	66.5	61.6	59.3									
Avg. Dist. to Rail [m]	4.4	0.7	1.9	4.5	6.3									
Avg. Stride Freq. [Hz]	2.3	2.5	2.4	2.4	2.3									
Avg. Stride Length [m]	5.7	6.6	6.8	6.8	6.8									





Toowoomba Professional
Race 2: RDO EQUIPMENT Class 1 Handicap - 1000m
27 December 2025 - 18:00



Track Rating: Good 3, Weather: Fine, Rail Position: +1m Entire Course

Section						Overall	800m	600m	400m	200m	Last 600m			
Field Times						0:59.88 (0:14.04)	0:45.84 (0:11.07)	0:34.77 (0:11.26)	0:23.51 (0:11.60)	0:11.91 (0:11.91)	0:34.77			
Rank	TAB	Horse/Jockey	Barrier	Top Speed [km/h]	Fastest Section							Margin	Distance Travelled [m]	
1	1	SNITZOND	6	67.0	0:11.10	0:59.88 [1]	0:45.84 [2]	0:34.74 [2]	0:23.51 [1]	0:11.91 [1]	0:59.88	0:34.74		
		Hannah Richardson		800m	800m	(0:14.04)	(0:11.10)	(0:11.23)	(0:11.60)	(0:11.91)				
2	9	MISS LEANA	9	67.3	0:11.03	0:59.94 [2]	0:45.56 [3]	0:34.53 [3]	0:23.27 [4]	0:11.84 [3]	0.38L	0:34.53 +1		
		Olivia Kendal		Overall	800m	(0:14.38)	(0:11.03)	(0:11.26)	(0:11.43)	(0:11.84)				
3	7	ELRONTE	4	67.4	0:11.07	1:00.09 [3]	0:46.05 [1]	0:34.98 [1]	0:23.71 [2]	0:12.11 [2]	1.22L	0:34.98 -1		
		Jasper Franklin		800m	800m	(0:14.04)	(0:11.07)	(0:11.27)	(0:11.60)	(0:12.11)				
4	10	PERFECT BETH	5	66.4	0:11.07	1:00.12 [4]	0:45.30 [7]	0:34.23 [7]	0:23.02 [7]	0:11.54 [7]	1.44L	0:34.23 +0		
		Scott Sheargold		800m	800m	(0:14.82)	(0:11.07)	(0:11.21)	(0:11.48)	(0:11.54)				
5	8	SKY BLUE	2	66.4	0:11.13	1:00.14 [5]	0:45.42 [6]	0:34.29 [6]	0:23.07 [6]	0:11.62 [4]	1.5L	0:34.29 -3		
		Adin Thompson		800m	800m	(0:14.72)	(0:11.13)	(0:11.22)	(0:11.45)	(0:11.62)				
6	2	BLANTONS RUN	7	66.1	0:11.11	1:00.16 [6]	0:45.21 [9]	0:33.96 [9]	0:22.85 [9]	0:11.58 [8]	1.64L	0:33.96 -2		
		Rob Thorburn		600m	600m	(0:14.95)	(0:11.25)	(0:11.11)	(0:11.27)	(0:11.58)				
7	6	VEGA NOVA	3	66.7	0:11.23	1:00.62 [7]	0:46.20 [4]	0:34.97 [5]	0:23.64 [5]	0:12.07 [5]	4.34L	0:34.97 +4		
		Les Tilley		600m	800m	(0:14.42)	(0:11.23)	(0:11.33)	(0:11.57)	(0:12.07)				
8	3	BOLE LE	8	67.4	0:11.14	1:00.96 [8]	0:46.09 [8]	0:34.95 [8]	0:23.66 [8]	0:11.89 [9]	6.38L	0:34.95 +11		
		Brooke Stower		800m	800m	(0:14.87)	(0:11.14)	(0:11.29)	(0:11.77)	(0:11.89)				
9	11	I'M A CHOCOHOLIC	1	66.8	0:10.91	1:01.16 [9]	0:46.63 [5]	0:35.72 [4]	0:24.50 [3]	0:12.60 [6]	7.5L	0:35.72 -10		
		Jason Taylor		800m	800m	(0:14.53)	(0:10.91)	(0:11.22)	(0:11.90)	(0:12.60)				

Scratched: Ceekay's Choice (#4), Booya Boy (#5)



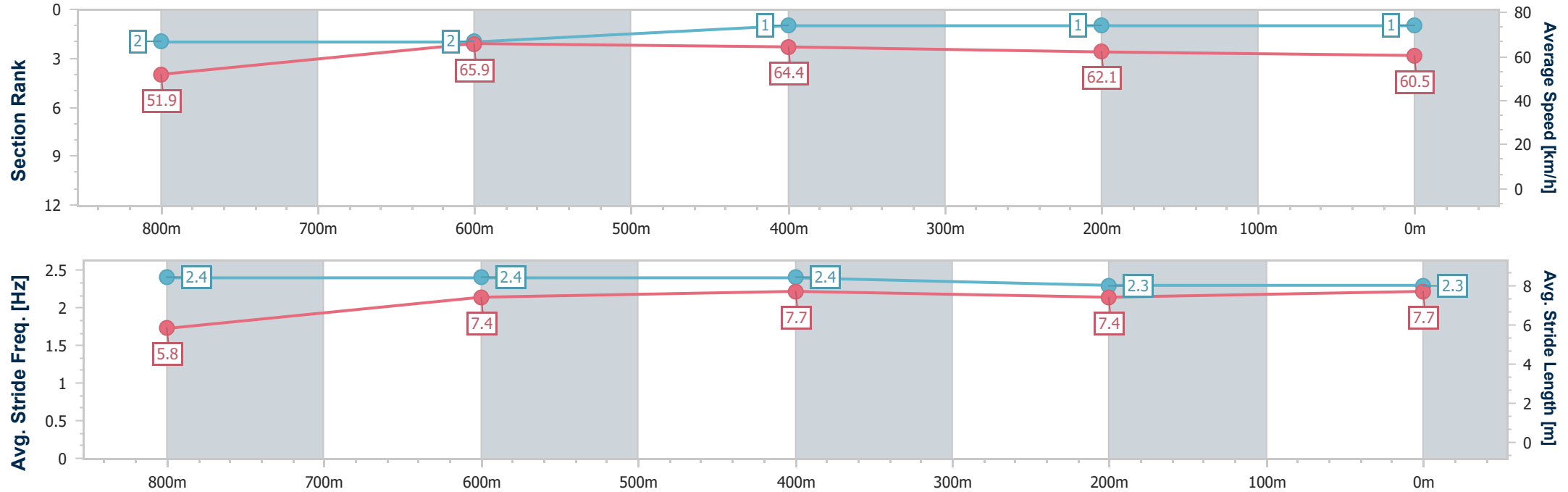
Horse/Jockey Name	Snitzond
Final Rank	1
Fastest Section Time (Section)	0:11.10 (800m)
Top Speed [km/h] (Section)	67.0 (800m)
Race State	Finished



ToowoombaProfessional
Race 2: RDO EQUIPMENT Class 1 Handicap - 1000m
27 December 2025 - 18:00
Track Rating: Good 3, Weather: Fine, Rail Position: +1m Entire Course



Section	Overall	800m	600m	400m	200m								
Section Times	0:59.88 [1] (0:14.04)	0:45.84 [2] (0:11.10)	0:34.74 [2] (0:11.23)	0:23.51 [1] (0:11.60)	0:11.91 [1] (0:11.91)								
Average Speed [km/h]	51.9	65.9	64.4	62.1	60.5								
Top Speed [km/h]	66.6	67.0	66.7	64.2	61.1								
Avg. Dist. to Rail [m]	7.0	3.7	1.3	0.9	1.4								
Avg. Stride Freq. [Hz]	2.4	2.4	2.4	2.3	2.3								
Avg. Stride Length [m]	5.8	7.4	7.7	7.4	7.7								



[] Ranking at each section and finish
-.-.- No data available at this section
NA No data available



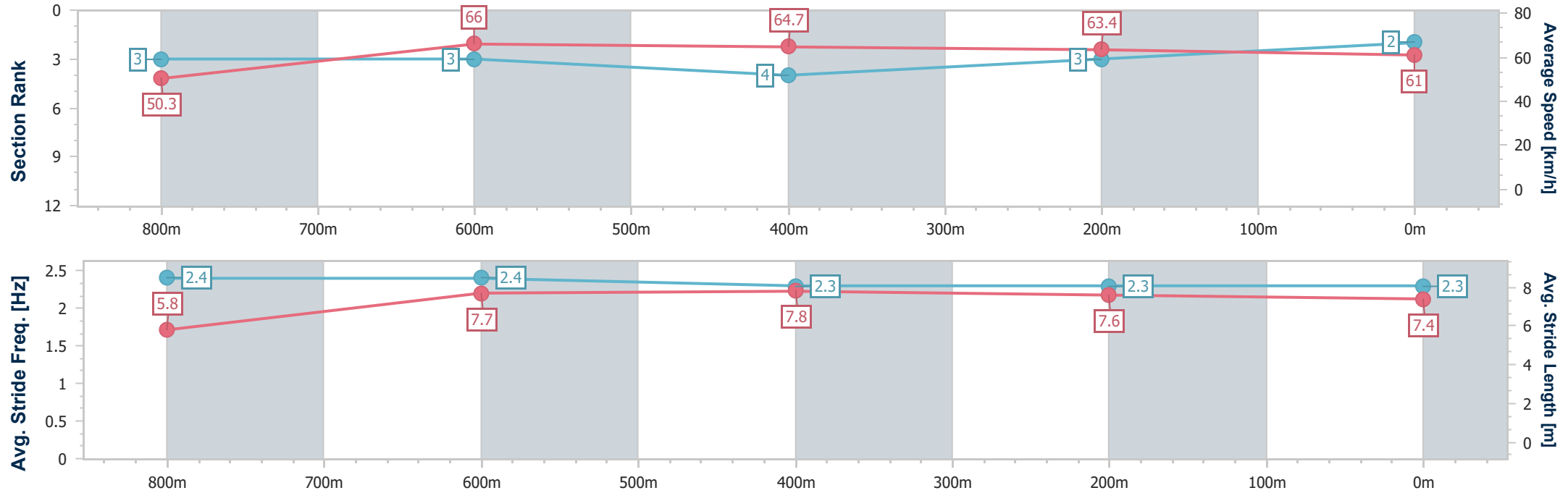
Horse/Jockey Name	Miss Leana
Final Rank	2
Fastest Section Time (Section)	0:11.03 (800m)
Top Speed [km/h] (Section)	67.3 (Overall)
Race State	Finished



ToowoombaProfessional
Race 2: RDO EQUIPMENT Class 1 Handicap - 1000m
27 December 2025 - 18:00
Track Rating: Good 3, Weather: Fine, Rail Position: +1m Entire Course



Section	Overall	800m	600m	400m	200m										
Section Times	0:59.94 [2] (0:14.38)	0:45.56 [3] (0:11.03)	0:34.53 [3] (0:11.26)	0:23.27 [4] (0:11.43)	0:11.84 [3] (0:11.84)										
Average Speed [km/h]	50.3	66.0	64.7	63.4	61.0										
Top Speed [km/h]	67.3	66.8	66.2	64.6	62.4										
Avg. Dist. to Rail [m]	7.2	2.7	2.6	2.8	3.8										
Avg. Stride Freq. [Hz]	2.4	2.4	2.3	2.3	2.3										
Avg. Stride Length [m]	5.8	7.7	7.8	7.6	7.4										



[] Ranking at each section and finish
-.-.- No data available at this section
NA No data available



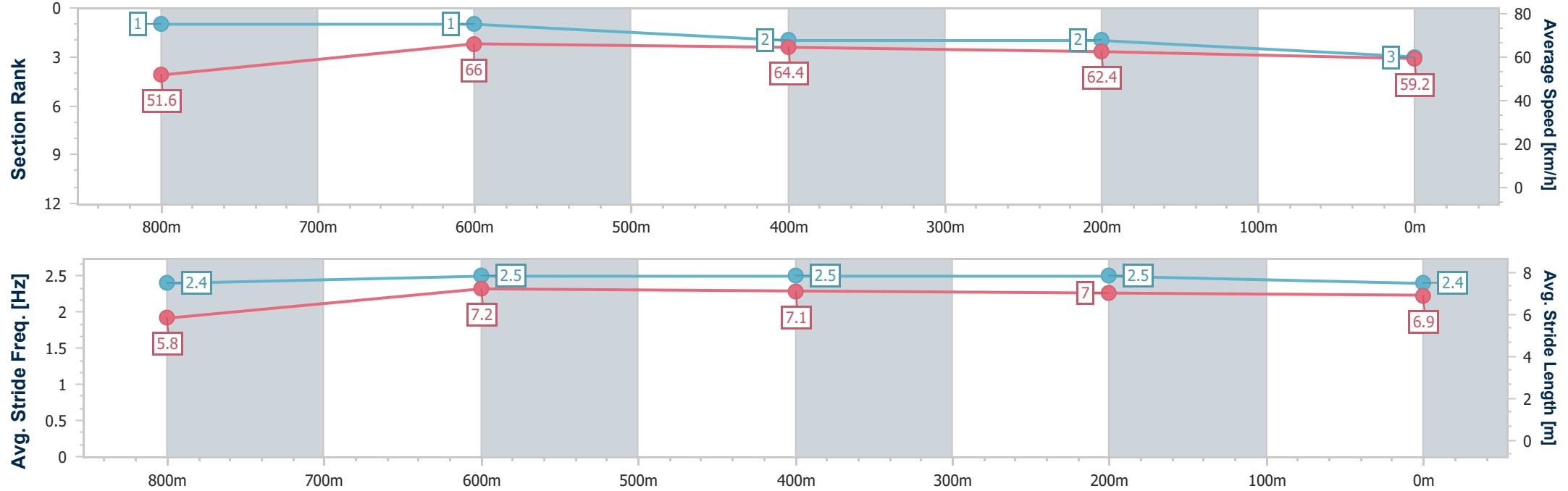
Horse/Jockey Name	Elronte
Final Rank	3
Fastest Section Time (Section)	0:11.07 (800m)
Top Speed [km/h] (Section)	67.4 (800m)
Race State	Finished



ToowoombaProfessional
Race 2: RDO EQUIPMENT Class 1 Handicap - 1000m
27 December 2025 - 18:00
Track Rating: Good 3, Weather: Fine, Rail Position: +1m Entire Course



Section	Overall	800m	600m	400m	200m										
Section Times	1:00.09 [3] (0:14.04)	0:46.05 [1] (0:11.07)	0:34.98 [1] (0:11.27)	0:23.71 [2] (0:11.60)	0:12.11 [2] (0:12.11)										
Average Speed [km/h]	51.6	66.0	64.4	62.4	59.2										
Top Speed [km/h]	66.0	67.4	65.9	64.0	61.5										
Avg. Dist. to Rail [m]	6.1	3.9	1.2	1.6	1.3										
Avg. Stride Freq. [Hz]	2.4	2.5	2.5	2.5	2.4										
Avg. Stride Length [m]	5.8	7.2	7.1	7.0	6.9										



[] Ranking at each section and finish
-.-.- No data available at this section
NA No data available



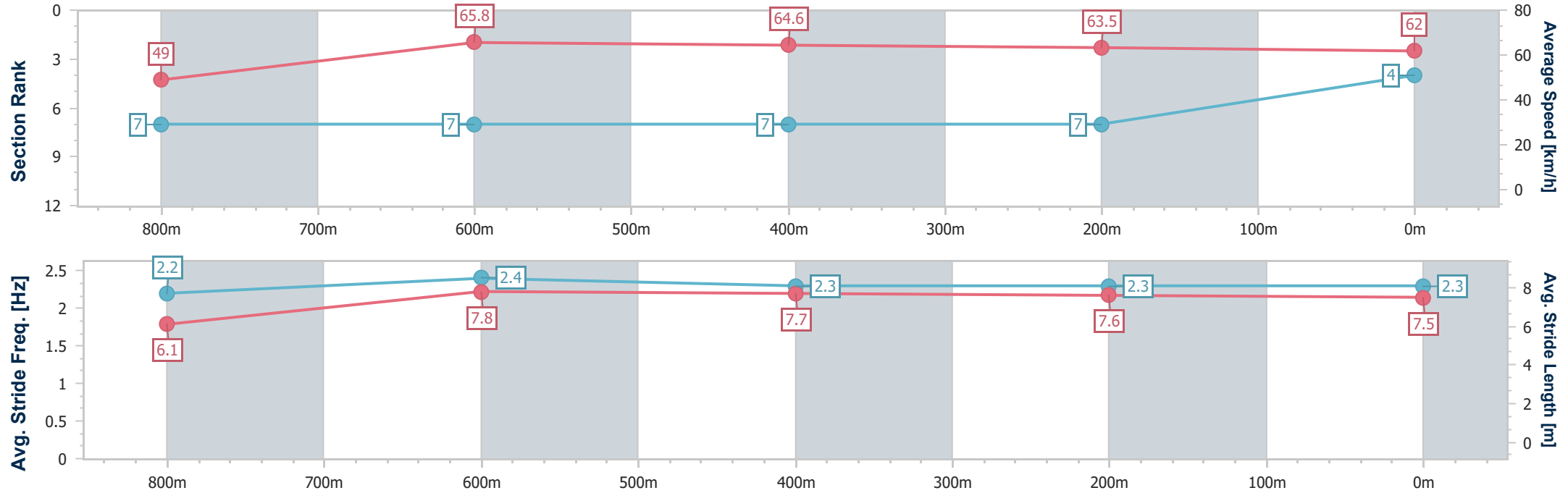
Horse/Jockey Name	Perfect Beth
Final Rank	4
Fastest Section Time (Section)	0:11.07 (800m)
Top Speed [km/h] (Section)	66.4 (800m)
Race State	Finished



ToowoombaProfessional
Race 2: RDO EQUIPMENT Class 1 Handicap - 1000m
27 December 2025 - 18:00
Track Rating: Good 3, Weather: Fine, Rail Position: +1m Entire Course



Section	Overall	800m	600m	400m	200m										
Section Times	1:00.12 [4] (0:14.82)	0:45.30 [7] (0:11.07)	0:34.23 [7] (0:11.21)	0:23.02 [7] (0:11.48)	0:11.54 [7] (0:11.54)										
Average Speed [km/h]	49.0	65.8	64.6	63.5	62.0										
Top Speed [km/h]	64.1	66.4	65.7	65.1	63.8										
Avg. Dist. to Rail [m]	6.5	1.9	1.5	3.1	3.5										
Avg. Stride Freq. [Hz]	2.2	2.4	2.3	2.3	2.3										
Avg. Stride Length [m]	6.1	7.8	7.7	7.6	7.5										



[] Ranking at each section and finish
-.-.- No data available at this section
NA No data available



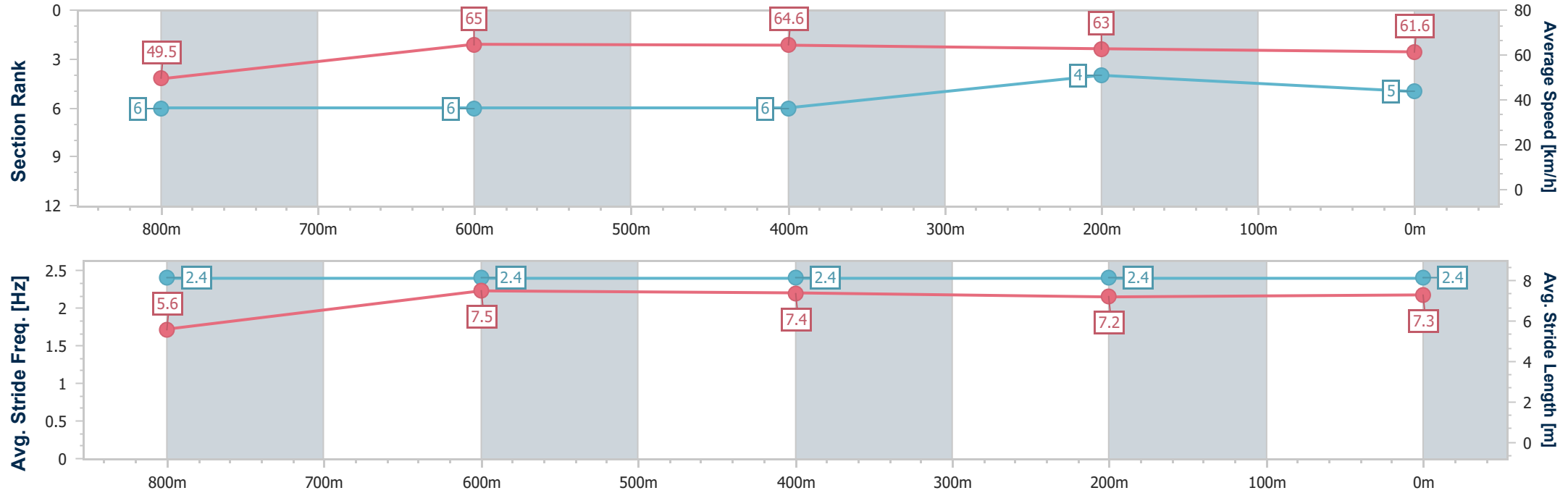
Horse/Jockey Name	Sky Blue
Final Rank	5
Fastest Section Time (Section)	0:11.13 (800m)
Top Speed [km/h] (Section)	66.4 (800m)
Race State	Finished



ToowoombaProfessional
Race 2: RDO EQUIPMENT Class 1 Handicap - 1000m
27 December 2025 - 18:00
Track Rating: Good 3, Weather: Fine, Rail Position: +1m Entire Course



Section	Overall	800m	600m	400m	200m										
Section Times	1:00.14 [5] (0:14.72)	0:45.42 [6] (0:11.13)	0:34.29 [6] (0:11.22)	0:23.07 [6] (0:11.45)	0:11.62 [4] (0:11.62)										
Average Speed [km/h]	49.5	65.0	64.6	63.0	61.6										
Top Speed [km/h]	64.0	66.4	65.8	64.0	63.1										
Avg. Dist. to Rail [m]	6.7	1.4	0.4	1.0	2.3										
Avg. Stride Freq. [Hz]	2.4	2.4	2.4	2.4	2.4										
Avg. Stride Length [m]	5.6	7.5	7.4	7.2	7.3										



[] Ranking at each section and finish
-.-.- No data available at this section
NA No data available



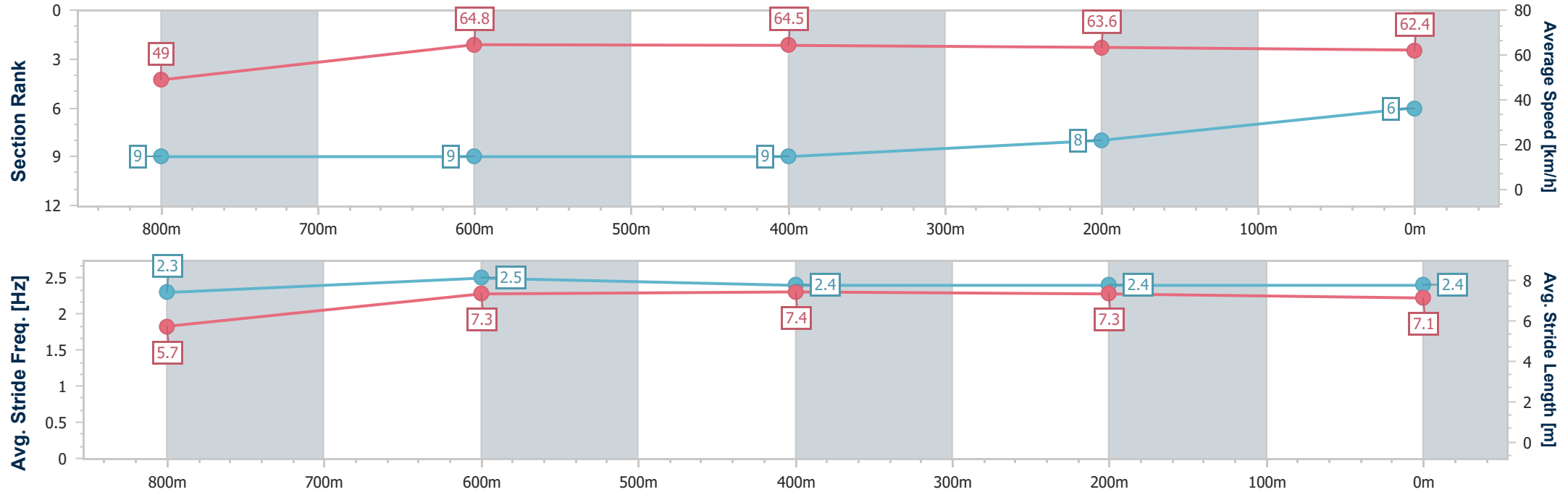
Horse/Jockey Name	Blantons Run
Final Rank	6
Fastest Section Time (Section)	0:11.11 (600m)
Top Speed [km/h] (Section)	66.1 (600m)
Race State	Finished



ToowoombaProfessional
Race 2: RDO EQUIPMENT Class 1 Handicap - 1000m
27 December 2025 - 18:00
Track Rating: Good 3, Weather: Fine, Rail Position: +1m Entire Course



Section	Overall	800m	600m	400m	200m										
Section Times	1:00.16 [6] (0:14.95)	0:45.21 [9] (0:11.25)	0:33.96 [9] (0:11.11)	0:22.85 [9] (0:11.27)	0:11.58 [8] (0:11.58)										
Average Speed [km/h]	49.0	64.8	64.5	63.6	62.4										
Top Speed [km/h]	64.2	65.9	66.1	65.4	64.3										
Avg. Dist. to Rail [m]	8.6	2.3	0.6	0.5	0.6										
Avg. Stride Freq. [Hz]	2.3	2.5	2.4	2.4	2.4										
Avg. Stride Length [m]	5.7	7.3	7.4	7.3	7.1										



[] Ranking at each section and finish
-.-.- No data available at this section
NA No data available



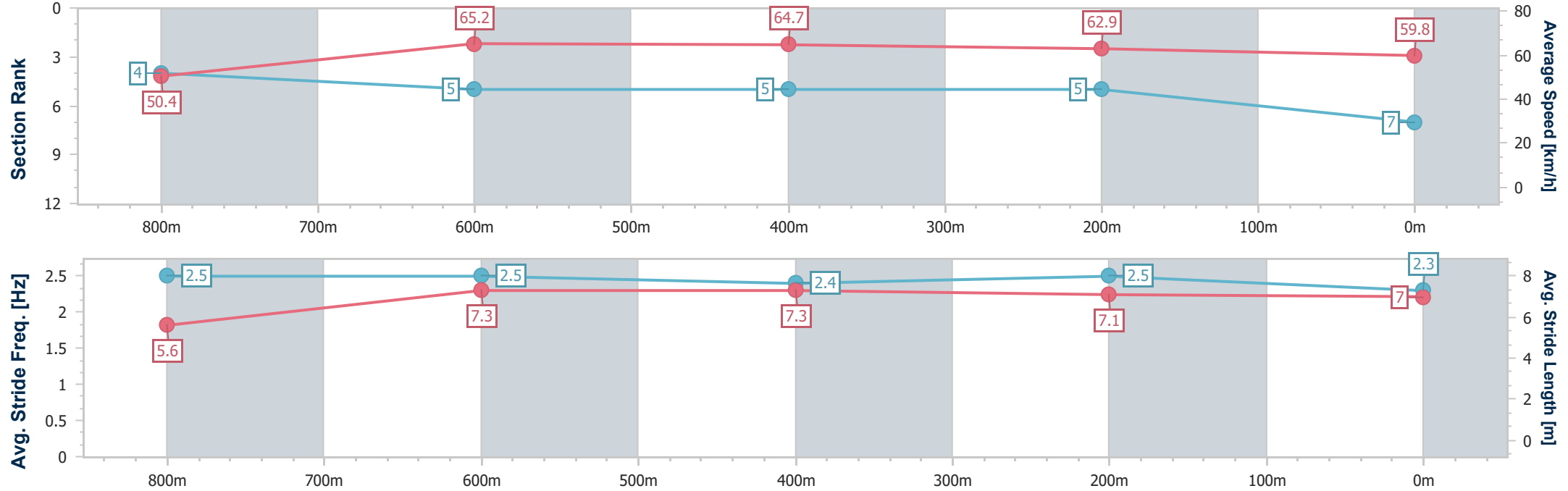
Horse/Jockey Name	Vega Nova
Final Rank	7
Fastest Section Time (Section)	0:11.23 (800m)
Top Speed [km/h] (Section)	66.7 (600m)
Race State	Finished



ToowoombaProfessional
Race 2: RDO EQUIPMENT Class 1 Handicap - 1000m
27 December 2025 - 18:00
Track Rating: Good 3, Weather: Fine, Rail Position: +1m Entire Course



Section	Overall	800m	600m	400m	200m														
Section Times	1:00.62 [7] (0:14.42)	0:46.20 [4] (0:11.23)	0:34.97 [5] (0:11.33)	0:23.64 [5] (0:11.57)	0:12.07 [5] (0:12.07)														
Average Speed [km/h]	50.4	65.2	64.7	62.9	59.8														
Top Speed [km/h]	65.7	66.0	66.7	64.1	62.8														
Avg. Dist. to Rail [m]	5.9	4.3	3.1	3.7	2.8														
Avg. Stride Freq. [Hz]	2.5	2.5	2.4	2.5	2.3														
Avg. Stride Length [m]	5.6	7.3	7.3	7.1	7.0														





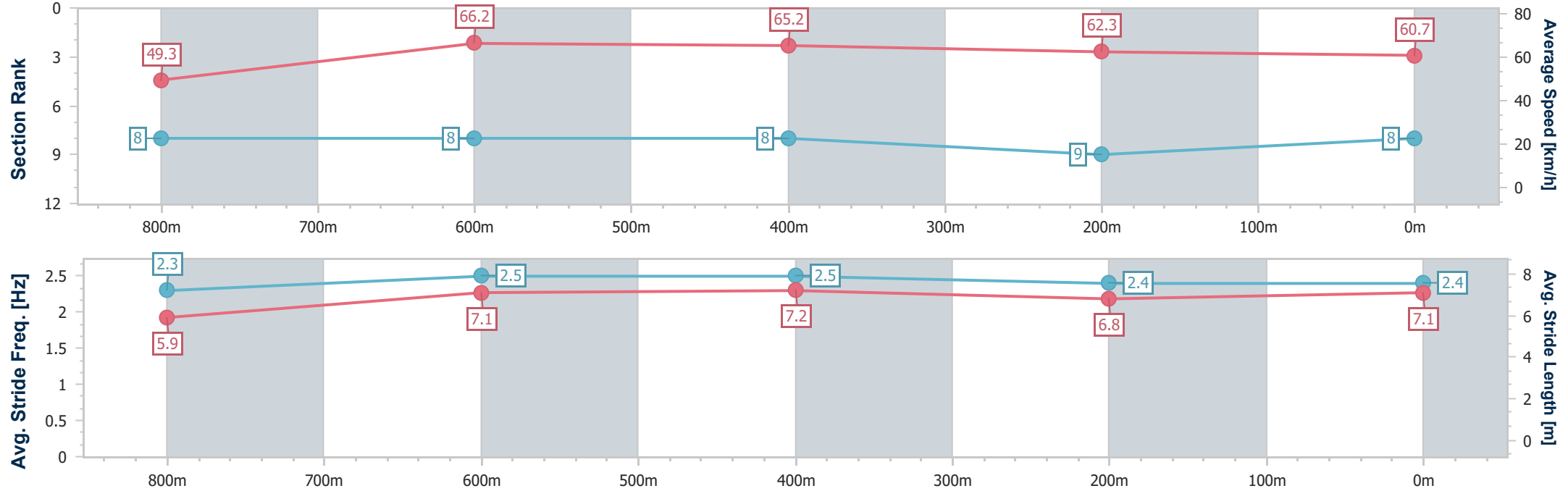
Horse/Jockey Name	Bole Le
Final Rank	8
Fastest Section Time (Section)	0:11.14 (800m)
Top Speed [km/h] (Section)	67.4 (800m)
Race State	Finished



ToowoombaProfessional
Race 2: RDO EQUIPMENT Class 1 Handicap - 1000m
27 December 2025 - 18:00
Track Rating: Good 3, Weather: Fine, Rail Position: +1m Entire Course



Section	Overall	800m	600m	400m	200m								
Section Times	1:00.96 [8] (0:14.87)	0:46.09 [8] (0:11.14)	0:34.95 [8] (0:11.29)	0:23.66 [8] (0:11.77)	0:11.89 [9] (0:11.89)								
Average Speed [km/h]	49.3	66.2	65.2	62.3	60.7								
Top Speed [km/h]	65.0	67.4	66.0	65.2	61.1								
Avg. Dist. to Rail [m]	9.8	6.2	4.8	5.9	8.3								
Avg. Stride Freq. [Hz]	2.3	2.5	2.5	2.4	2.4								
Avg. Stride Length [m]	5.9	7.1	7.2	6.8	7.1								



- [] Ranking at each section and finish
- .-.- No data available at this section
- NA No data available



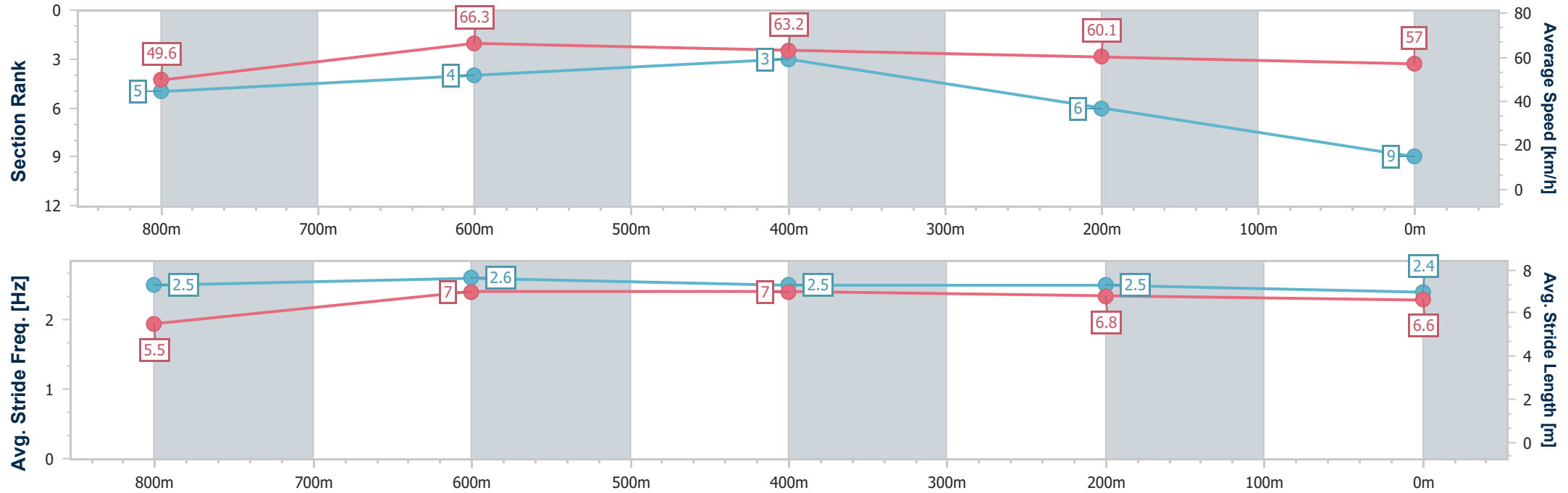
Horse/Jockey Name	I'm A Chocoholic
Final Rank	9
Fastest Section Time (Section)	0:10.91 (800m)
Top Speed [km/h] (Section)	66.8 (800m)
Race State	Finished



ToowoombaProfessional
Race 2: RDO EQUIPMENT Class 1 Handicap - 1000m
27 December 2025 - 18:00
Track Rating: Good 3, Weather: Fine, Rail Position: +1m Entire Course



Section	Overall	800m	600m	400m	200m										
Section Times	1:01.16 [9] (0:14.53)	0:46.63 [5] (0:10.91)	0:35.72 [4] (0:11.22)	0:24.50 [3] (0:11.90)	0:12.60 [6] (0:12.60)										
Average Speed [km/h]	49.6	66.3	63.2	60.1	57.0										
Top Speed [km/h]	66.4	66.8	66.2	62.8	59.5										
Avg. Dist. to Rail [m]	3.9	0.4	2.0	1.6	2.5										
Avg. Stride Freq. [Hz]	2.5	2.6	2.5	2.5	2.4										
Avg. Stride Length [m]	5.5	7.0	7.0	6.8	6.6										





Toowoomba Professional

Race 3: K&R PLUMBING SUPPLIES BENCHMARK 65 Handicap - 1300m

27 December 2025 - 18:40



Track Rating: Good 3, Weather: Fine, Rail Position: +1m Entire Course

Section						Overall	1200m	1000m	800m	600m	400m	Last 600m	
Field Times						1:18.68 (0:08.54)	1:10.14 (0:10.77)	0:59.37 (0:11.47)	0:47.90 (0:11.66)	0:36.24 (0:11.86)	0:24.38 (0:12.02)	0:36.24	
Rank	TAB	Horse/Jockey	Barrier	Top Speed [km/h]	Fastest Section								Distance Travelled [m]
1	4	KAREEM	7	67.8	0:09.29	1:18.68 [1]	1:09.39 [10]	0:58.57 [7]	0:47.19 [5]	0:35.55 [5]	0:23.93 [3]	0:35.55	
		Paul Hamblin		1200m	Overall	(0:09.29)	(0:10.82)	(0:11.38)	(0:11.64)	(0:11.62)	(0:11.79)		
2	7	HOOT 'N' HOLLER	8	66.5	0:09.09	1:18.77 [2]	1:09.68 [7]	0:58.57 [8]	0:47.03 [8]	0:35.48 [8]	0:23.87 [6]	0:35.48 +2	
		Adin Thompson		1200m	Overall	(0:09.09)	(0:11.11)	(0:11.54)	(0:11.55)	(0:11.61)	(0:11.79)		
3	6	BUTT HEADS	1	67.6	0:08.71	1:19.00 [3]	1:10.29 [3]	0:59.46 [3]	0:48.01 [2]	0:36.26 [2]	0:24.70 [1]	0:36.26 +3	
		Kenji Yoshida		1200m	Overall	(0:08.71)	(0:10.83)	(0:11.45)	(0:11.75)	(0:11.56)	(0:12.02)		
4	1	BEEN A SECRET	5	69.0	0:08.54	1:19.03 [4]	1:10.49 [1]	0:59.72 [1]	0:48.25 [1]	0:36.59 [1]	0:24.73 [2]	0:36.59 +13	
		Chloe Lowe		1200m	Overall	(0:08.54)	(0:10.77)	(0:11.47)	(0:11.66)	(0:11.86)	(0:12.10)		
5	5	ZHENG YOU	2	67.2	0:08.75	1:19.25 [5]	1:10.50 [4]	0:59.49 [4]	0:47.92 [4]	0:36.17 [4]	0:24.35 [5]	0:36.17 +10	
		Montanna Savva		1200m	Overall	(0:08.75)	(0:11.01)	(0:11.57)	(0:11.75)	(0:11.82)	(0:12.14)		
6	8	MAZITA	9	66.6	0:09.24	1:19.32 [6]	1:10.08 [9]	0:58.99 [10]	0:47.30 [10]	0:35.76 [10]	0:24.21 [7]	0:35.76 +3	
		Michael Murphy		1200m	Overall	(0:09.24)	(0:11.09)	(0:11.69)	(0:11.54)	(0:11.55)	(0:11.85)		
7	9	MOOTESSA	4	66.6	0:08.90	1:19.43 [7]	1:10.53 [5]	0:59.50 [5]	0:47.83 [7]	0:36.15 [6]	0:24.32 [8]	0:36.15 +14	
		Jade Metcalfe		1200m	Overall	(0:08.90)	(0:11.03)	(0:11.67)	(0:11.68)	(0:11.83)	(0:12.09)		
8	15	MAGIC IN ME	3	68.4	0:08.61	1:19.70 [8]	1:11.09 [2]	1:00.21 [2]	0:48.57 [3]	0:36.77 [3]	0:24.86 [4]	0:36.77 +7	
		Jason Taylor		1200m	Overall	(0:08.61)	(0:10.88)	(0:11.64)	(0:11.80)	(0:11.91)	(0:12.25)		
9	12	I'M LUCKY TWO	10	66.3	0:09.23	1:19.97 [9]	1:10.74 [8]	0:59.72 [9]	0:48.18 [9]	0:36.45 [9]	0:24.62 [10]	0:36.45 +10	
		Olivia Kendal		1200m	Overall	(0:09.23)	(0:11.02)	(0:11.54)	(0:11.73)	(0:11.83)	(0:12.04)		
10	3	GIDDAY GIDDAY	6	67.6	0:08.95	1:20.25 [10]	1:11.30 [6]	1:00.28 [6]	0:48.69 [6]	0:36.97 [7]	0:24.95 [9]	0:36.97 +12	
		Brooke Stower		1200m	Overall	(0:08.95)	(0:11.02)	(0:11.59)	(0:11.72)	(0:12.02)	(0:12.27)		

Scratched: Cracker Essgee (#16), Switchblade (#14), Sock'emsid (#13), One Beat No Beat (#10), Keepmeinthehope (#2), Booga Ray (#11), Maple Door (#17), Call Out (#18)

Report Created: Sat 27 December 2025 19:10 GMT (Note: Timing is based on position data)

Page 1/12

[] Ranking at each section and finish
-:-:- No data available at this section
NA No data available

SCN Saddle cloth number
DNF Did not finish
DNT Did not track

data processed by  TRIPLESDATA



Toowoomba Professional
Race 3: K&R PLUMBING SUPPLIES BENCHMARK 65 Handicap - 1300m
27 December 2025 - 18:40



Track Rating: Good 3, Weather: Fine, Rail Position: +1m Entire Course

Section Field Times				200m 0:12.36 (0:12.36)				Last 600m 0:36.24	
Rank	TAB	Horse/Jockey	Barrier	Top Speed [km/h]	Fastest Section	Margin		Distance Travelled [m]	
1	4	KAREEM	7	67.8	0:09.29	0:12.14 [3]	1:18.68	0:35.55	
		Paul Hamblin		1200m	Overall	(0:12.14)			
2	7	HOOT 'N' HOLLER	8	66.5	0:09.09	0:12.08 [4]	0.52L	0:35.48	+2
		Adin Thompson		1200m	Overall	(0:12.08)			
3	6	BUTT HEADS	1	67.6	0:08.71	0:12.68 [1]	1.89L	0:36.26	+3
		Kenji Yoshida		1200m	Overall	(0:12.68)			
4	1	BEEN A SECRET	5	69.0	0:08.54	0:12.63 [2]	2.02L	0:36.59	+13
		Chloe Lowe		1200m	Overall	(0:12.63)			
5	5	ZHENG YOU	2	67.2	0:08.75	0:12.21 [6]	3.34L	0:36.17	+10
		Montanna Savva		1200m	Overall	(0:12.21)			
6	8	MAZITA	9	66.6	0:09.24	0:12.36 [5]	3.74L	0:35.76	+3
		Michael Murphy		1200m	Overall	(0:12.36)			
7	9	MOOTESSA	4	66.6	0:08.90	0:12.23 [8]	4.41L	0:36.15	+14
		Jade Metcalfe		1200m	Overall	(0:12.23)			
8	15	MAGIC IN ME	3	68.4	0:08.61	0:12.61 [7]	5.97L	0:36.77	+7
		Jason Taylor		1200m	Overall	(0:12.61)			
9	12	I'M LUCKY TWO	10	66.3	0:09.23	0:12.58 [9]	7.57L	0:36.45	+10
		Olivia Kendal		1200m	Overall	(0:12.58)			
10	3	GIDDAY GIDDAY	6	67.6	0:08.95	0:12.68 [10]	9.24L	0:36.97	+12
		Brooke Stower		1200m	Overall	(0:12.68)			

Scratched: Cracker Essgee (#16), Switchblade (#14), Sock'emsid (#13), One Beat No Beat (#10), Keepmeinthelepe (#2), Booga Ray (#11), Maple Door (#17), Call Out (#18)

Report Created: Sat 27 December 2025 19:10 GMT (Note: Timing is based on position data)

Page 2/12

[] Ranking at each section and finish
-:-:- No data available at this section
NA No data available

SCN Saddle cloth number
DNF Did not finish
DNT Did not track

data processed by  TRIPLESDATA



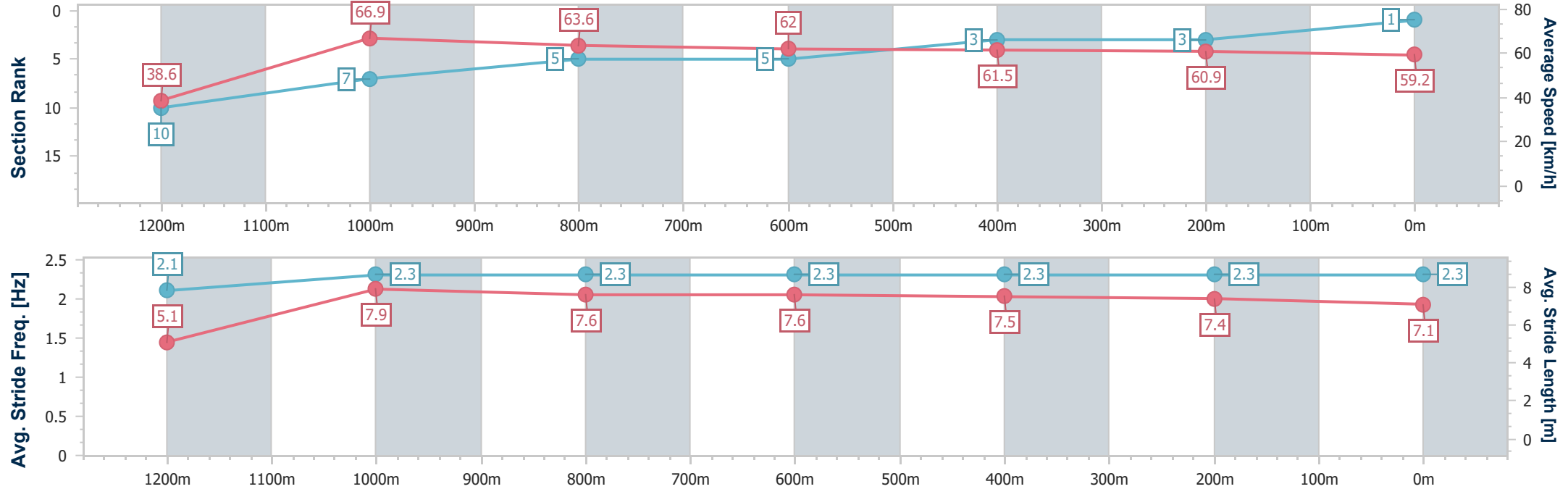
Horse/Jockey Name	Kareem
Final Rank	1
Fastest Section Time (Section)	0:09.29 (Overall)
Top Speed [km/h] (Section)	67.8 (1200m)
Race State	Finished



ToowoombaProfessional
Race 3: K&R PLUMBING SUPPLIES BENCHMARK 65 Handicap
- 1300m
27 December 2025 - 18:40
Track Rating: Good 3, Weather: Fine, Rail Position: +1m Entire Course



Section	Overall	1200m	1000m	800m	600m	400m	200m						
Section Times	1:18.68 [1] (0:09.29)	1:09.39 [10] (0:10.82)	0:58.57 [7] (0:11.38)	0:47.19 [5] (0:11.64)	0:35.55 [5] (0:11.62)	0:23.93 [3] (0:11.79)	0:12.14 [3] (0:12.14)						
Average Speed [km/h]	38.6	66.9	63.6	62.0	61.5	60.9	59.2						
Top Speed [km/h]	63.7	67.8	66.2	63.0	63.5	61.8	60.7						
Avg. Dist. to Rail [m]	11.3	4.1	2.4	0.4	0.9	0.7	1.3						
Avg. Stride Freq. [Hz]	2.1	2.3	2.3	2.3	2.3	2.3	2.3						
Avg. Stride Length [m]	5.1	7.9	7.6	7.6	7.5	7.4	7.1						





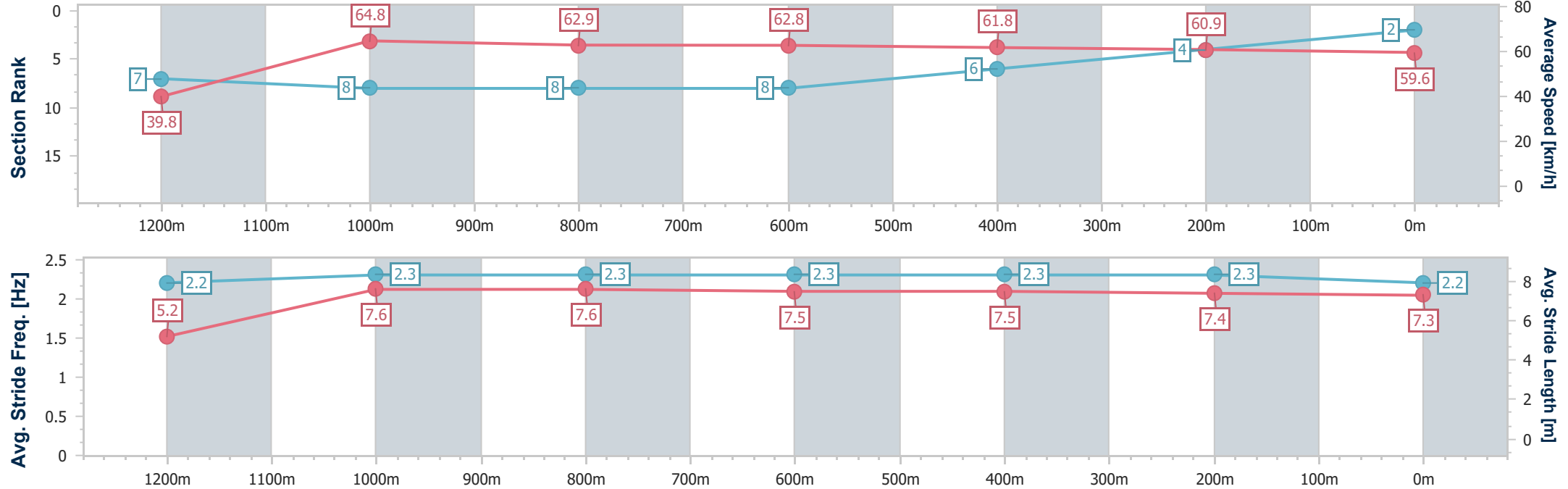
Horse/Jockey Name	Hoot 'N' Holler
Final Rank	2
Fastest Section Time (Section)	0:09.09 (Overall)
Top Speed [km/h] (Section)	66.5 (1200m)
Race State	Finished



ToowoombaProfessional
Race 3: K&R PLUMBING SUPPLIES BENCHMARK 65 Handicap
- 1300m
27 December 2025 - 18:40
Track Rating: Good 3, Weather: Fine, Rail Position: +1m Entire Course



Section	Overall	1200m	1000m	800m	600m	400m	200m						
Section Times	1:18.77 [2] (0:09.09)	1:09.68 [7] (0:11.11)	0:58.57 [8] (0:11.54)	0:47.03 [8] (0:11.55)	0:35.48 [8] (0:11.61)	0:23.87 [6] (0:11.79)	0:12.08 [4] (0:12.08)						
Average Speed [km/h]	39.8	64.8	62.9	62.8	61.8	60.9	59.6						
Top Speed [km/h]	61.5	66.5	64.6	64.6	63.3	61.9	60.9						
Avg. Dist. to Rail [m]	9.6	4.0	2.8	1.1	0.6	0.9	0.5						
Avg. Stride Freq. [Hz]	2.2	2.3	2.3	2.3	2.3	2.3	2.2						
Avg. Stride Length [m]	5.2	7.6	7.6	7.5	7.5	7.4	7.3						



- [] Ranking at each section and finish
- .-.- No data available at this section
- NA No data available



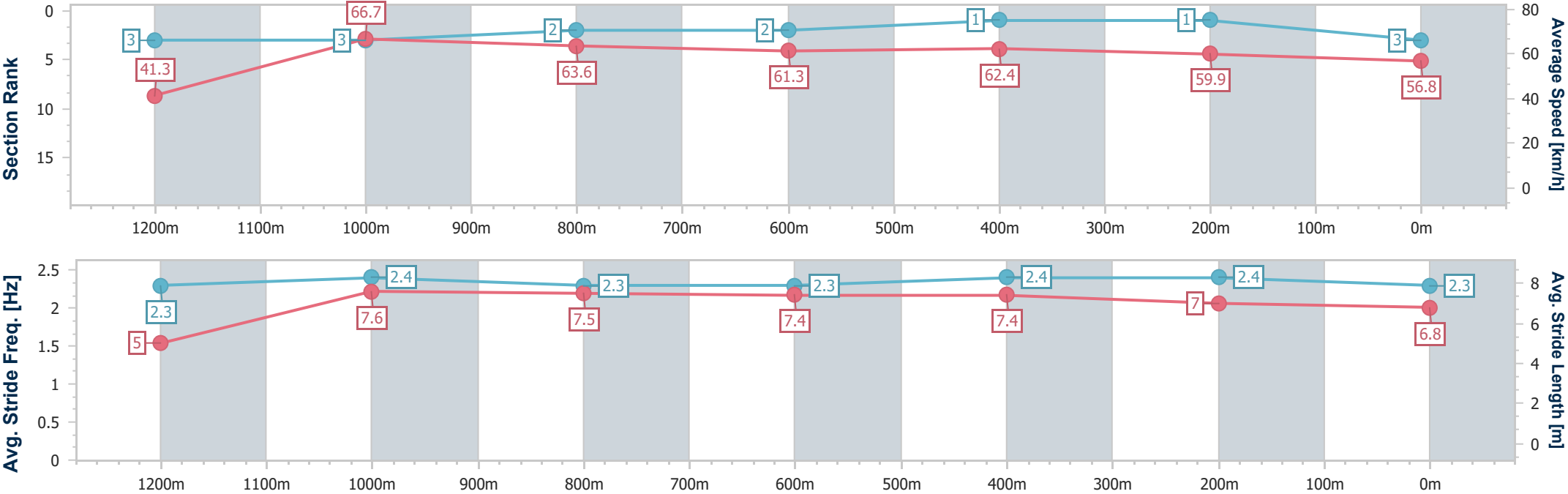
Horse/Jockey Name	Butt Heads
Final Rank	3
Fastest Section Time (Section)	0:08.71 (Overall)
Top Speed [km/h] (Section)	67.6 (1200m)
Race State	Finished



ToowoombaProfessional
Race 3: K&R PLUMBING SUPPLIES BENCHMARK 65 Handicap
- 1300m
27 December 2025 - 18:40
Track Rating: Good 3, Weather: Fine, Rail Position: +1m Entire Course



Section	Overall	1200m	1000m	800m	600m	400m	200m						
Section Times	1:19.00 [3] (0:08.71)	1:10.29 [3] (0:10.83)	0:59.46 [3] (0:11.45)	0:48.01 [2] (0:11.75)	0:36.26 [2] (0:11.56)	0:24.70 [1] (0:12.02)	0:12.68 [1] (0:12.68)						
Average Speed [km/h]	41.3	66.7	63.6	61.3	62.4	59.9	56.8						
Top Speed [km/h]	65.0	67.6	65.0	63.0	63.3	62.0	58.9						
Avg. Dist. to Rail [m]	6.8	4.5	3.2	0.7	0.3	1.3	2.6						
Avg. Stride Freq. [Hz]	2.3	2.4	2.3	2.3	2.4	2.4	2.3						
Avg. Stride Length [m]	5.0	7.6	7.5	7.4	7.4	7.0	6.8						



- [] Ranking at each section and finish
- - - - No data available at this section
- NA No data available



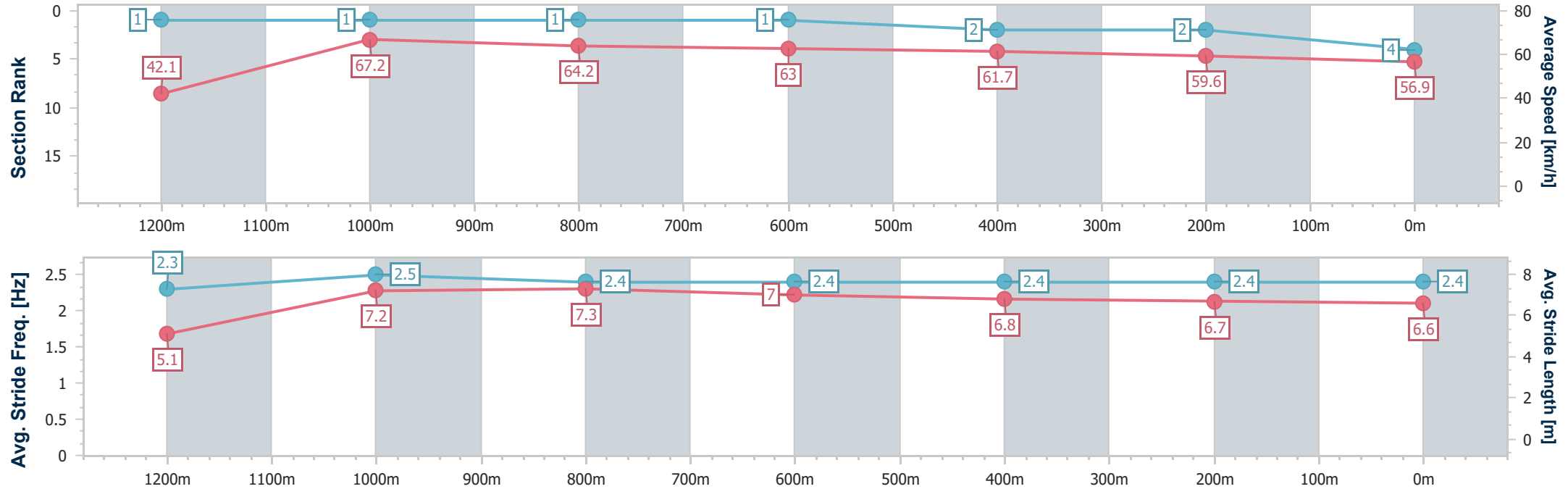
Horse/Jockey Name	Been A Secret
Final Rank	4
Fastest Section Time (Section)	0:08.54 (Overall)
Top Speed [km/h] (Section)	69.0 (1200m)
Race State	Finished



ToowoombaProfessional
Race 3: K&R PLUMBING SUPPLIES BENCHMARK 65 Handicap
- 1300m
27 December 2025 - 18:40
Track Rating: Good 3, Weather: Fine, Rail Position: +1m Entire Course



Section	Overall	1200m	1000m	800m	600m	400m	200m						
Section Times	1:19.03 [4] (0:08.54)	1:10.49 [1] (0:10.77)	0:59.72 [1] (0:11.47)	0:48.25 [1] (0:11.66)	0:36.59 [1] (0:11.86)	0:24.73 [2] (0:12.10)	0:12.63 [2] (0:12.63)						
Average Speed [km/h]	42.1	67.2	64.2	63.0	61.7	59.6	56.9						
Top Speed [km/h]	64.2	69.0	65.4	63.4	63.3	61.2	58.8						
Avg. Dist. to Rail [m]	10.0	6.8	6.1	6.0	3.1	0.7	1.9						
Avg. Stride Freq. [Hz]	2.3	2.5	2.4	2.4	2.4	2.4	2.4						
Avg. Stride Length [m]	5.1	7.2	7.3	7.0	6.8	6.7	6.6						



[] Ranking at each section and finish
- - - - No data available at this section
NA No data available



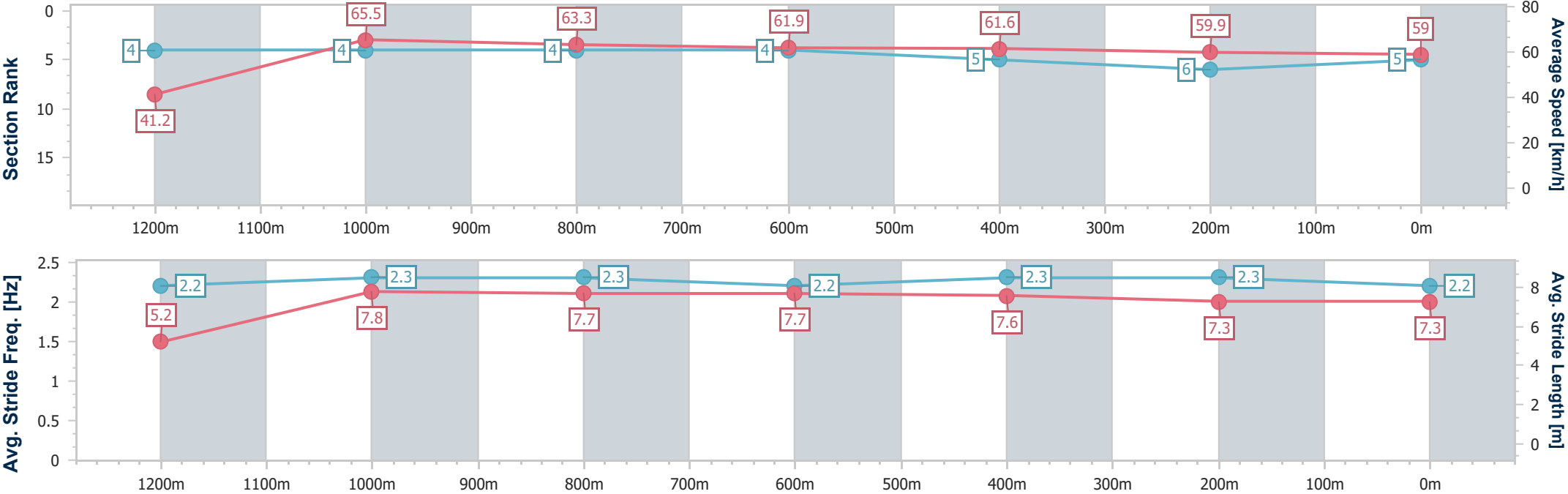
Horse/Jockey Name	Zheng You
Final Rank	5
Fastest Section Time (Section)	0:08.75 (Overall)
Top Speed [km/h] (Section)	67.2 (1200m)
Race State	Finished



ToowoombaProfessional
Race 3: K&R PLUMBING SUPPLIES BENCHMARK 65 Handicap
- 1300m
27 December 2025 - 18:40
Track Rating: Good 3, Weather: Fine, Rail Position: +1m Entire Course



Section	Overall	1200m	1000m	800m	600m	400m	200m						
Section Times	1:19.25 [5] (0:08.75)	1:10.50 [4] (0:11.01)	0:59.49 [4] (0:11.57)	0:47.92 [4] (0:11.75)	0:36.17 [4] (0:11.82)	0:24.35 [5] (0:12.14)	0:12.21 [6] (0:12.21)						
Average Speed [km/h]	41.2	65.5	63.3	61.9	61.6	59.9	59.0						
Top Speed [km/h]	63.7	67.2	64.5	62.7	62.3	61.1	59.8						
Avg. Dist. to Rail [m]	10.2	6.4	5.0	2.9	2.0	2.5	2.9						
Avg. Stride Freq. [Hz]	2.2	2.3	2.3	2.2	2.3	2.3	2.2						
Avg. Stride Length [m]	5.2	7.8	7.7	7.7	7.6	7.3	7.3						





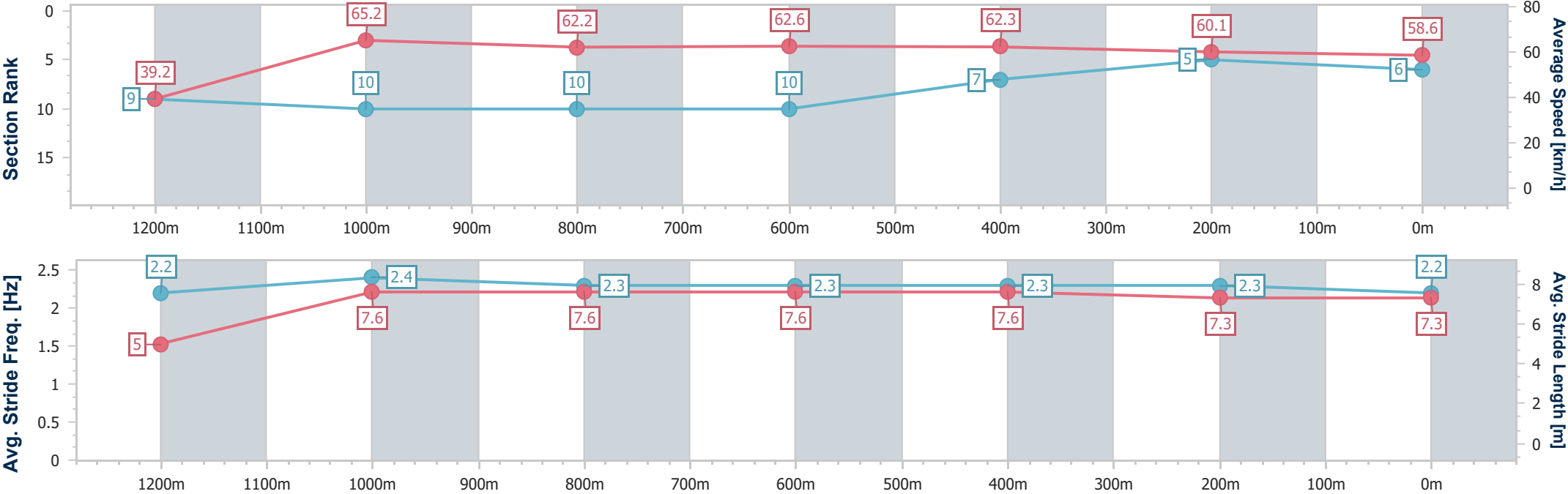
Horse/Jockey Name	Mazita
Final Rank	6
Fastest Section Time (Section)	0:09.24 (Overall)
Top Speed [km/h] (Section)	66.6 (1200m)
Race State	Finished



ToowoombaProfessional
Race 3: K&R PLUMBING SUPPLIES BENCHMARK 65 Handicap
- 1300m
27 December 2025 - 18:40
Track Rating: Good 3, Weather: Fine, Rail Position: +1m Entire Course



Section	Overall	1200m	1000m	800m	600m	400m	200m						
Section Times	1:19.32 [6] (0:09.24)	1:10.08 [9] (0:11.09)	0:58.99 [10] (0:11.69)	0:47.30 [10] (0:11.54)	0:35.76 [10] (0:11.55)	0:24.21 [7] (0:11.85)	0:12.36 [5] (0:12.36)						
Average Speed [km/h]	39.2	65.2	62.2	62.6	62.3	60.1	58.6						
Top Speed [km/h]	61.9	66.6	65.2	63.9	63.7	61.1	60.7						
Avg. Dist. to Rail [m]	13.1	6.5	3.9	0.9	0.4	1.4	0.7						
Avg. Stride Freq. [Hz]	2.2	2.4	2.3	2.3	2.3	2.3	2.2						
Avg. Stride Length [m]	5.0	7.6	7.6	7.6	7.6	7.3	7.3						





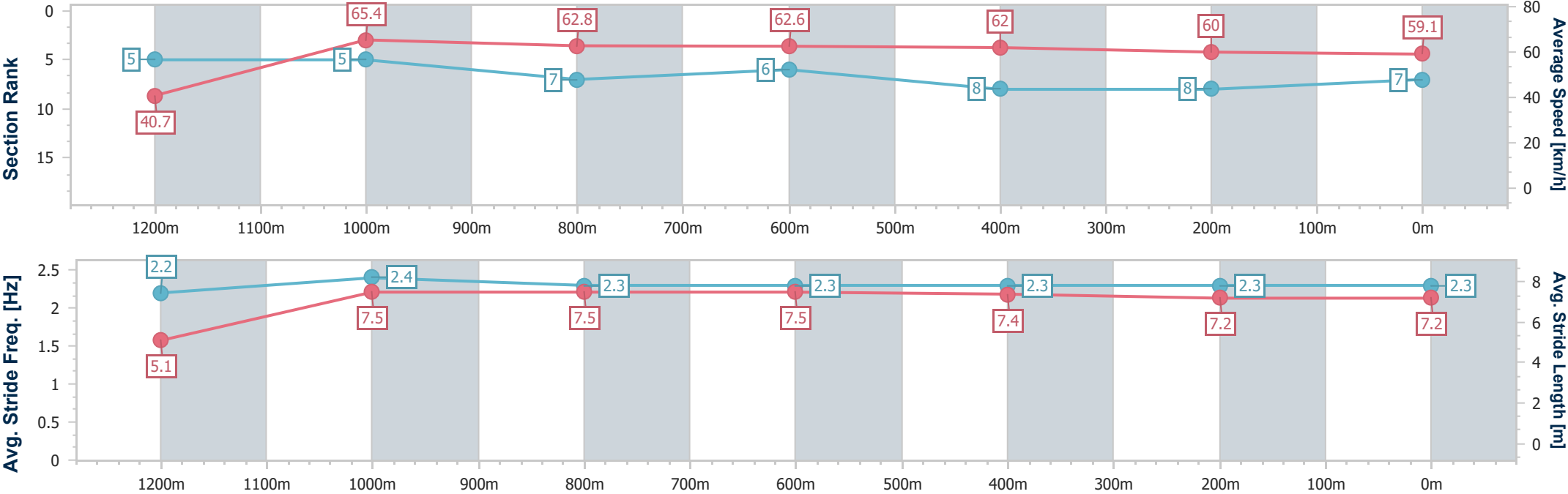
Horse/Jockey Name	Mootessa
Final Rank	7
Fastest Section Time (Section)	0:08.90 (Overall)
Top Speed [km/h] (Section)	66.6 (1200m)
Race State	Finished



ToowoombaProfessional
Race 3: K&R PLUMBING SUPPLIES BENCHMARK 65 Handicap
- 1300m
27 December 2025 - 18:40
Track Rating: Good 3, Weather: Fine, Rail Position: +1m Entire Course



Section	Overall	1200m	1000m	800m	600m	400m	200m						
Section Times	1:19.43 [7] (0:08.90)	1:10.53 [5] (0:11.03)	0:59.50 [5] (0:11.67)	0:47.83 [7] (0:11.68)	0:36.15 [6] (0:11.83)	0:24.32 [8] (0:12.09)	0:12.23 [8] (0:12.23)						
Average Speed [km/h]	40.7	65.4	62.8	62.6	62.0	60.0	59.1						
Top Speed [km/h]	63.4	66.6	65.4	63.6	62.8	61.2	60.4						
Avg. Dist. to Rail [m]	8.9	4.4	5.1	4.3	3.4	3.2	5.4						
Avg. Stride Freq. [Hz]	2.2	2.4	2.3	2.3	2.3	2.3	2.3						
Avg. Stride Length [m]	5.1	7.5	7.5	7.5	7.4	7.2	7.2						



- [] Ranking at each section and finish
- .-.- No data available at this section
- NA No data available



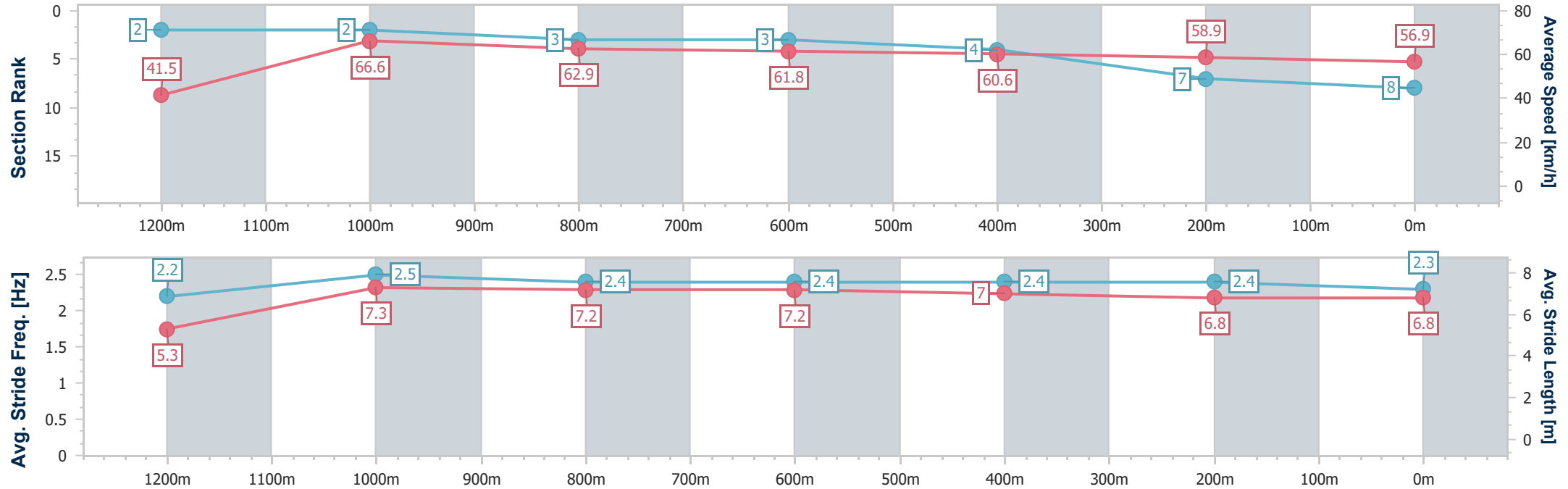
Horse/Jockey Name	Magic In Me
Final Rank	8
Fastest Section Time (Section)	0:08.61 (Overall)
Top Speed [km/h] (Section)	68.4 (1200m)
Race State	Finished



ToowoombaProfessional
Race 3: K&R PLUMBING SUPPLIES BENCHMARK 65 Handicap
- 1300m
27 December 2025 - 18:40
Track Rating: Good 3, Weather: Fine, Rail Position: +1m Entire Course



Section	Overall	1200m	1000m	800m	600m	400m	200m						
Section Times	1:19.70 [8] (0:08.61)	1:11.09 [2] (0:10.88)	1:00.21 [2] (0:11.64)	0:48.57 [3] (0:11.80)	0:36.77 [3] (0:11.91)	0:24.86 [4] (0:12.25)	0:12.61 [7] (0:12.61)						
Average Speed [km/h]	41.5	66.6	62.9	61.8	60.6	58.9	56.9						
Top Speed [km/h]	62.8	68.4	64.5	62.4	62.5	59.3	58.3						
Avg. Dist. to Rail [m]	8.3	6.2	5.7	2.9	0.6	1.1	1.4						
Avg. Stride Freq. [Hz]	2.2	2.5	2.4	2.4	2.4	2.4	2.3						
Avg. Stride Length [m]	5.3	7.3	7.2	7.2	7.0	6.8	6.8						





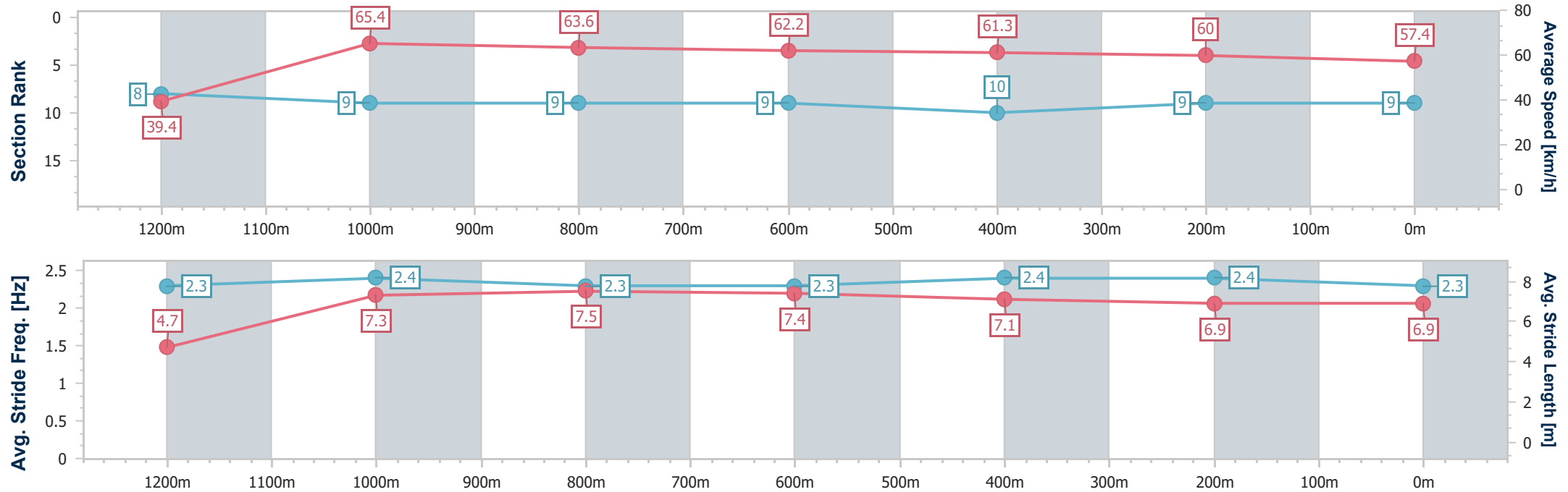
Horse/Jockey Name	I'm Lucky Two
Final Rank	9
Fastest Section Time (Section)	0:09.23 (Overall)
Top Speed [km/h] (Section)	66.3 (1200m)
Race State	Finished



ToowoombaProfessional
Race 3: K&R PLUMBING SUPPLIES BENCHMARK 65 Handicap
- 1300m
27 December 2025 - 18:40
Track Rating: Good 3, Weather: Fine, Rail Position: +1m Entire Course



Section	Overall	1200m	1000m	800m	600m	400m	200m						
Section Times	1:19.97 [9] (0:09.23)	1:10.74 [8] (0:11.02)	0:59.72 [9] (0:11.54)	0:48.18 [9] (0:11.73)	0:36.45 [9] (0:11.83)	0:24.62 [10] (0:12.04)	0:12.58 [9] (0:12.58)						
Average Speed [km/h]	39.4	65.4	63.6	62.2	61.3	60.0	57.4						
Top Speed [km/h]	63.6	66.3	64.6	63.7	63.6	62.0	59.0						
Avg. Dist. to Rail [m]	13.8	7.9	5.0	3.5	2.3	1.1	0.9						
Avg. Stride Freq. [Hz]	2.3	2.4	2.3	2.3	2.4	2.4	2.3						
Avg. Stride Length [m]	4.7	7.3	7.5	7.4	7.1	6.9	6.9						





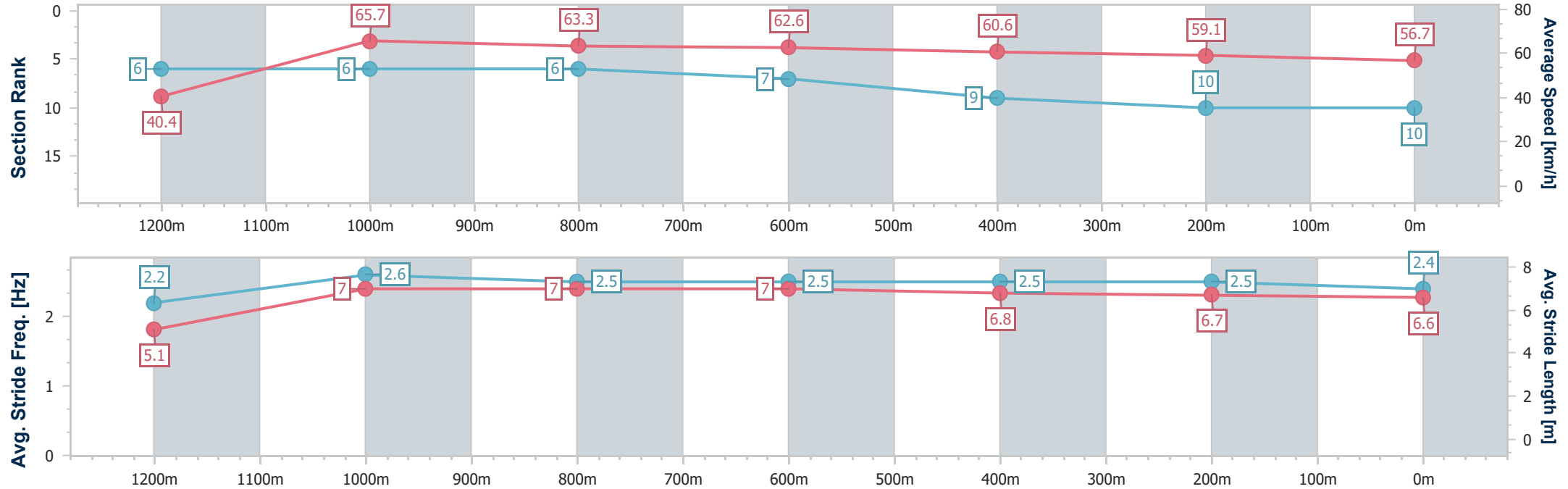
Horse/Jockey Name	Gidday Gidday
Final Rank	10
Fastest Section Time (Section)	0:08.95 (Overall)
Top Speed [km/h] (Section)	67.6 (1200m)
Race State	Finished



ToowoombaProfessional
Race 3: K&R PLUMBING SUPPLIES BENCHMARK 65 Handicap
- 1300m
27 December 2025 - 18:40
Track Rating: Good 3, Weather: Fine, Rail Position: +1m Entire Course



Section	Overall	1200m	1000m	800m	600m	400m	200m						
Section Times	1:20.25 [10] (0:08.95)	1:11.30 [6] (0:11.02)	1:00.28 [6] (0:11.59)	0:48.69 [6] (0:11.72)	0:36.97 [7] (0:12.02)	0:24.95 [9] (0:12.27)	0:12.68 [10] (0:12.68)						
Average Speed [km/h]	40.4	65.7	63.3	62.6	60.6	59.1	56.7						
Top Speed [km/h]	61.9	67.6	65.7	63.9	62.2	60.0	58.3						
Avg. Dist. to Rail [m]	11.4	6.2	5.9	4.8	3.1	1.5	4.0						
Avg. Stride Freq. [Hz]	2.2	2.6	2.5	2.5	2.5	2.5	2.4						
Avg. Stride Length [m]	5.1	7.0	7.0	7.0	6.8	6.7	6.6						





Toowoomba Professional

Race 4: SOUTHERN CROSS SHEDS Maiden Handicap - 1300m

27 December 2025 - 19:21



Track Rating: Good 3, Weather: Fine, Rail Position: +1m Entire Course

Section						Overall	1200m	1000m	800m	600m	400m	Last 600m	
Field Times						1:19.43 (0:08.65)	1:10.78 (0:10.39)	1:00.39 (0:11.07)	0:49.32 (0:11.91)	0:37.41 (0:12.36)	0:25.05 (0:12.51)	0:37.41	
Rank	TAB	Horse/Jockey	Barrier	Top Speed [km/h]	Fastest Section								Distance Travelled [m]
1	9	LIFT'N'MEHIGHER	11	70.1	0:08.87	1:19.43 [1]	1:10.56 [6]	0:59.97 [4]	0:48.99 [3]	0:37.12 [2]	0:24.87 [2]	0:37.12	
		Gary Geran		1200m	Overall	(0:08.87)	(0:10.59)	(0:10.98)	(0:11.87)	(0:12.25)	(0:12.33)		
2	16	HABERFIELD	10	67.9	0:09.65	1:19.78 [2]	1:10.13 [11]	0:59.18 [11]	0:47.68 [11]	0:36.10 [10]	0:24.14 [8]	0:36.10	-4
		Brooke Stower		1200m	Overall	(0:09.65)	(0:10.95)	(0:11.50)	(0:11.58)	(0:11.96)	(0:12.18)		
3	15	CRAIGLEA OREO	7	70.5	0:08.77	1:19.80 [3]	1:11.03 [4]	1:00.56 [3]	0:49.30 [4]	0:37.28 [4]	0:24.96 [3]	0:37.28	+1
		Hannah Richardson		1200m	Overall	(0:08.77)	(0:10.47)	(0:11.26)	(0:12.02)	(0:12.32)	(0:12.64)		
4	13	MADAME CODY	1	69.9	0:08.70	1:20.15 [4]	1:11.45 [2]	1:01.01 [2]	0:50.04 [1]	0:38.13 [1]	0:25.77 [1]	0:38.13	-7
		Kenji Yoshida		1200m	Overall	(0:08.70)	(0:10.44)	(0:10.97)	(0:11.91)	(0:12.36)	(0:12.62)		
5	6	PIERANT	3	66.9	0:09.12	1:20.27 [5]	1:11.15 [9]	1:00.11 [10]	0:48.65 [9]	0:36.76 [9]	0:24.57 [10]	0:36.76	-4
		Jasper Franklin		1200m	Overall	(0:09.12)	(0:11.04)	(0:11.46)	(0:11.89)	(0:12.19)	(0:12.54)		
6	4	MICHIFUKU	2	67.4	0:08.85	1:20.29 [6]	1:11.44 [5]	1:00.57 [6]	0:49.10 [6]	0:37.35 [5]	0:25.13 [5]	0:37.35	+1
		Montanna Savva		1200m	Overall	(0:08.85)	(0:10.87)	(0:11.47)	(0:11.75)	(0:12.22)	(0:12.64)		
7	17	LOPE BY NIGHT	8	71.4	0:08.65	1:21.18 [7]	1:12.53 [1]	1:02.14 [1]	0:50.81 [2]	0:38.83 [3]	0:26.29 [4]	0:38.83	-2
		Scott Sheargold		1200m	Overall	(0:08.65)	(0:10.39)	(0:11.33)	(0:11.98)	(0:12.54)	(0:12.83)		
8	14	SHE'S A FIZZ	9	68.4	0:09.12	1:21.28 [8]	1:12.16 [8]	1:01.41 [7]	0:49.77 [8]	0:37.99 [8]	0:25.71 [7]	0:37.99	+0
		Olivia Kendal		1200m	Overall	(0:09.12)	(0:10.75)	(0:11.64)	(0:11.78)	(0:12.28)	(0:12.68)		
9	11	VOLCANIC PARK	5	67.2	0:09.14	1:22.03 [9]	1:12.89 [10]	1:02.01 [9]	0:50.63 [7]	0:38.82 [7]	0:26.38 [9]	0:38.82	+4
		Jason Taylor		1200m	Overall	(0:09.14)	(0:10.88)	(0:11.38)	(0:11.81)	(0:12.44)	(0:12.78)		
10	2	JUST BEAUTY	6	66.5	0:08.90	1:22.14 [10]	1:13.24 [7]	1:02.14 [8]	0:50.28 [10]	0:38.04 [11]	0:25.48 [11]	0:38.04	-2
		Les Tilley		1200m	Overall	(0:08.90)	(0:11.10)	(0:11.86)	(0:12.24)	(0:12.56)	(0:12.55)		

Scratched: Exodini (#1), Symphonion (#7), Roigard (#18), Xtravagant Friend (#5), Global Currency (#8), Zousain Girl (#10), Ozzie Invader (#12)



Toowoomba Professional

Race 4: SOUTHERN CROSS SHEDS Maiden Handicap - 1300m

27 December 2025 - 19:21



Track Rating: Good 3, Weather: Fine, Rail Position: +1m Entire Course

Section					Overall	1200m	1000m	800m	600m	400m	Last 600m		
Field Times					1:19.43 (0:08.65)	1:10.78 (0:10.39)	1:00.39 (0:11.07)	0:49.32 (0:11.91)	0:37.41 (0:12.36)	0:25.05 (0:12.51)	0:37.41		
Rank	TAB	Horse/Jockey	Barrier	Top Speed [km/h]	Fastest Section								Distance Travelled [m]
11	3	IRONBRIDGE	4	66.8	0:08.71	1:22.30 [11]	1:13.59 [3]	1:02.66 [5]	0:51.22 [5]	0:39.26 [6]	0:26.96 [6]	0:39.26	-4
		Adin Thompson		1200m	Overall	(0:08.71)	(0:10.93)	(0:11.44)	(0:11.96)	(0:12.30)	(0:13.00)		

Scratched: Exodini (#1), Symphonion (#7), Roigard (#18), Xtravagant Friend (#5), Global Currency (#8), Zousain Girl (#10), Ozzie Invader (#12)



Toowoomba Professional

Race 4: SOUTHERN CROSS SHEDS Maiden Handicap - 1300m

27 December 2025 - 19:21



Track Rating: Good 3, Weather: Fine, Rail Position: +1m Entire Course

Section Field Times				200m 0:12.54 (0:12.54)		Last 600m 0:37.41			
Rank	TAB	Horse/Jockey	Barrier	Top Speed [km/h]	Fastest Section	Margin			Distance Travelled [m]
1	9	LIFT'N'MEHIGHER	11	70.1	0:08.87	0:12.54 [1]	1:19.43		0:37.12
		Gary Geran		1200m	Overall	(0:12.54)			
2	16	HABERFIELD	10	67.9	0:09.65	0:11.96 [6]	2.06L		0:36.10 -4
		Brooke Stower		1200m	Overall	(0:11.96)			
3	15	CRAIGLEA OREO	7	70.5	0:08.77	0:12.32 [3]	2.18L		0:37.28 +1
		Hannah Richardson		1200m	Overall	(0:12.32)			
4	13	MADAME CODY	1	69.9	0:08.70	0:13.15 [2]	4.26L		0:38.13 -7
		Kenji Yoshida		1200m	Overall	(0:13.15)			
5	6	PIERANT	3	66.9	0:09.12	0:12.03 [7]	4.95L		0:36.76 -4
		Jasper Franklin		1200m	Overall	(0:12.03)			
6	4	MICHIFUKU	2	67.4	0:08.85	0:12.49 [5]	5.08L		0:37.35 +1
		Montanna Savva		1200m	Overall	(0:12.49)			
7	17	LOPE BY NIGHT	8	71.4	0:08.65	0:13.46 [4]	10.29L		0:38.83 -2
		Scott Sheargold		1200m	Overall	(0:13.46)			
8	14	SHE'S A FIZZ	9	68.4	0:09.12	0:13.03 [8]	10.87L		0:37.99 +0
		Olivia Kendal		1200m	Overall	(0:13.03)			
9	11	VOLCANIC PARK	5	67.2	0:09.14	0:13.60 [10]	15.32L		0:38.82 +4
		Jason Taylor		1200m	Overall	(0:13.60)			
10	2	JUST BEAUTY	6	66.5	0:08.90	0:12.93 [11]	15.92L		0:38.04 -2
		Les Tilley		1200m	Overall	(0:12.93)			

Scratched: Exodini (#1), Symphonion (#7), Roigard (#18), Xtravagant Friend (#5), Global Currency (#8), Zousain Girl (#10), Ozzie Invader (#12)



Toowoomba Professional

Race 4: SOUTHERN CROSS SHEDS Maiden Handicap - 1300m

27 December 2025 - 19:21



Track Rating: Good 3, Weather: Fine, Rail Position: +1m Entire Course

Section						200m	Last 600m			
Field Times						0:12.54 (0:12.54)	0:37.41			
Rank	TAB	Horse/Jockey	Barrier	Top Speed [km/h]	Fastest Section	Margin		Distance Travelled [m]		
11	3	IRONBRIDGE	4	66.8	0:08.71	0:13.96 [9]	16.9L	0:39.26	-4	
		Adin Thompson		1200m	Overall	(0:13.96)				

Scratched: Exodini (#1), Symphonion (#7), Roigard (#18), Xtravagant Friend (#5), Global Currency (#8), Zousain Girl (#10), Ozzie Invader (#12)



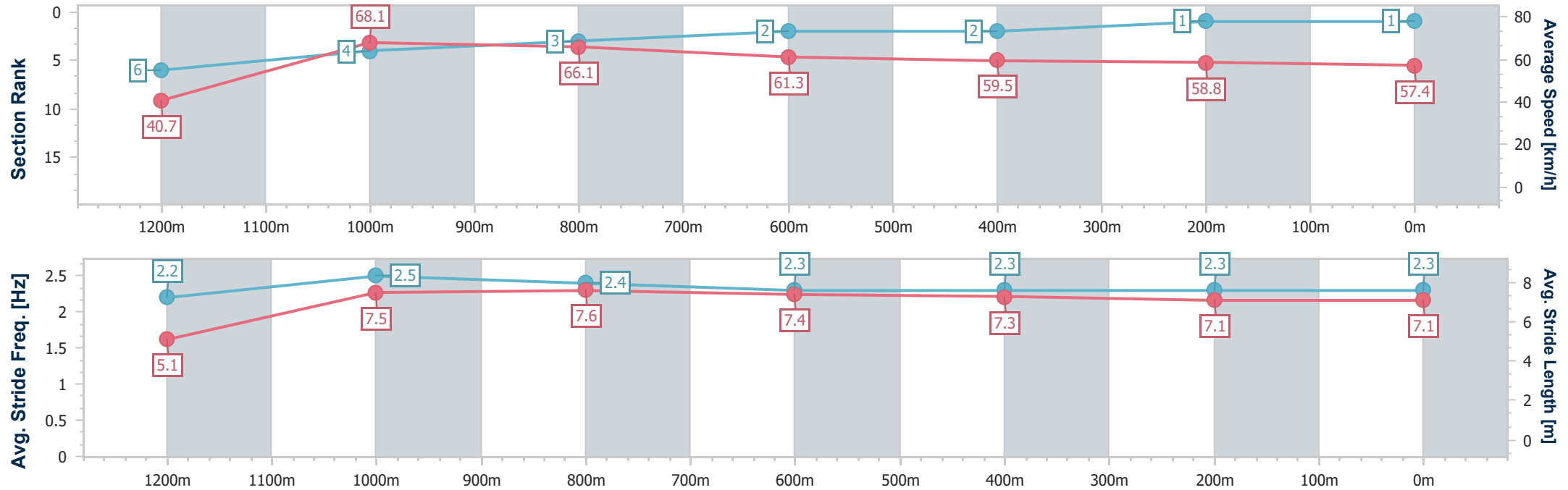
Horse/Jockey Name	Lift'n'mehigher
Final Rank	1
Fastest Section Time (Section)	0:08.87 (Overall)
Top Speed [km/h] (Section)	70.1 (1200m)
Race State	Finished



ToowoombaProfessional
Race 4: SOUTHERN CROSS SHEDS Maiden Handicap - 1300m
27 December 2025 - 19:21
Track Rating: Good 3, Weather: Fine, Rail Position: +1m Entire Course



Section	Overall	1200m	1000m	800m	600m	400m	200m						
Section Times	1:19.43 [1] (0:08.87)	1:10.56 [6] (0:10.59)	0:59.97 [4] (0:10.98)	0:48.99 [3] (0:11.87)	0:37.12 [2] (0:12.25)	0:24.87 [2] (0:12.33)	0:12.54 [1] (0:12.54)						
Average Speed [km/h]	40.7	68.1	66.1	61.3	59.5	58.8	57.4						
Top Speed [km/h]	64.6	70.1	67.9	63.6	60.7	59.5	59.0						
Avg. Dist. to Rail [m]	12.1	4.4	1.7	3.4	1.6	2.8	2.6						
Avg. Stride Freq. [Hz]	2.2	2.5	2.4	2.3	2.3	2.3	2.3						
Avg. Stride Length [m]	5.1	7.5	7.6	7.4	7.3	7.1	7.1						





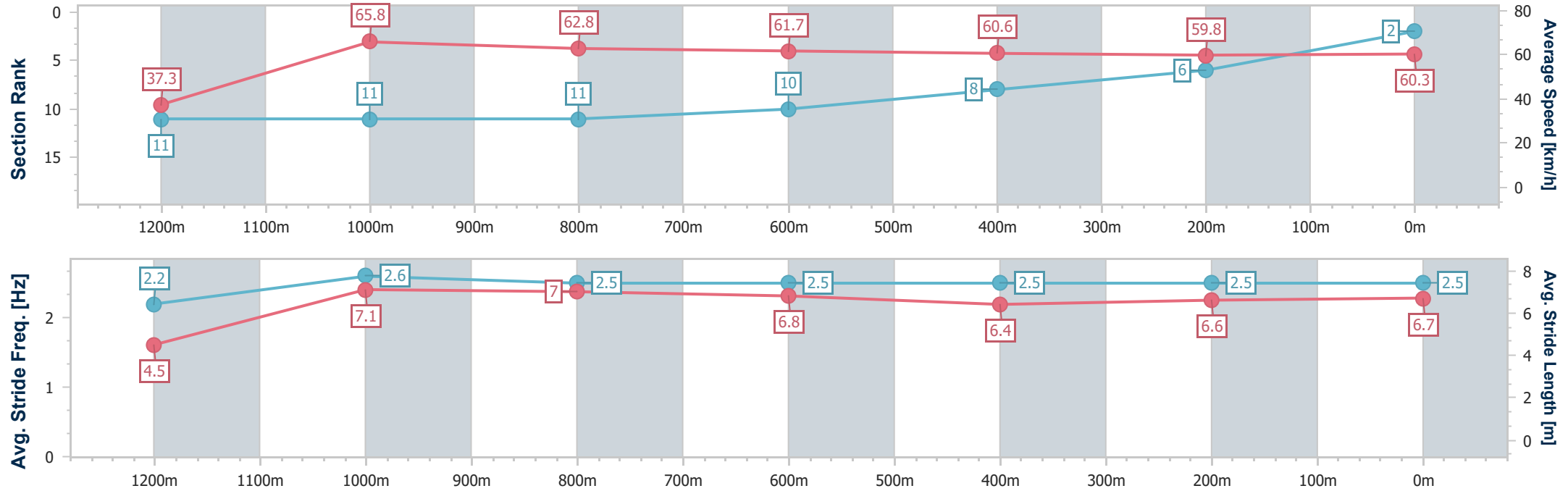
Horse/Jockey Name	Haberfield
Final Rank	2
Fastest Section Time (Section)	0:09.65 (Overall)
Top Speed [km/h] (Section)	67.9 (1200m)
Race State	Finished



ToowoombaProfessional
Race 4: SOUTHERN CROSS SHEDS Maiden Handicap - 1300m
27 December 2025 - 19:21
Track Rating: Good 3, Weather: Fine, Rail Position: +1m Entire Course



Section	Overall	1200m	1000m	800m	600m	400m	200m						
Section Times	1:19.78 [2] (0:09.65)	1:10.13 [11] (0:10.95)	0:59.18 [11] (0:11.50)	0:47.68 [11] (0:11.58)	0:36.10 [10] (0:11.96)	0:24.14 [8] (0:12.18)	0:11.96 [6] (0:11.96)						
Average Speed [km/h]	37.3	65.8	62.8	61.7	60.6	59.8	60.3						
Top Speed [km/h]	59.6	67.9	63.8	63.2	63.6	60.5	60.9						
Avg. Dist. to Rail [m]	9.9	2.0	1.6	1.1	1.4	3.6	6.6						
Avg. Stride Freq. [Hz]	2.2	2.6	2.5	2.5	2.5	2.5	2.5						
Avg. Stride Length [m]	4.5	7.1	7.0	6.8	6.4	6.6	6.7						



- [] Ranking at each section and finish
- .-.- No data available at this section
- NA No data available



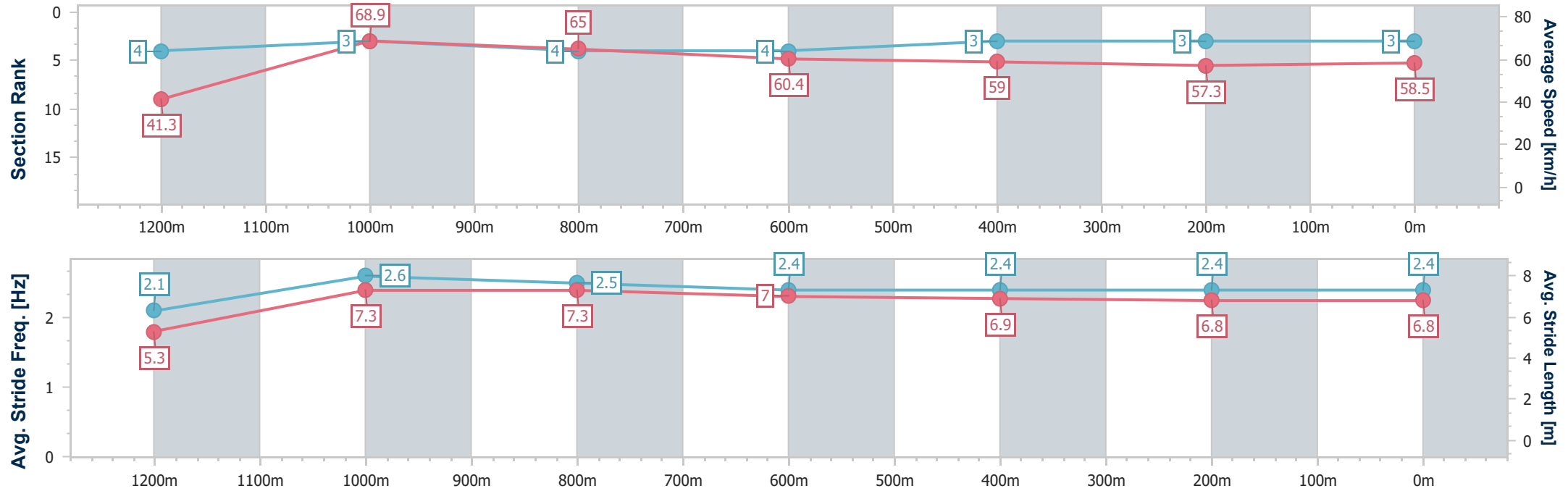
Horse/Jockey Name	Craiglea Oreo
Final Rank	3
Fastest Section Time (Section)	0:08.77 (Overall)
Top Speed [km/h] (Section)	70.5 (1200m)
Race State	Finished



ToowoombaProfessional
Race 4: SOUTHERN CROSS SHEDS Maiden Handicap - 1300m
27 December 2025 - 19:21
Track Rating: Good 3, Weather: Fine, Rail Position: +1m Entire Course



Section	Overall	1200m	1000m	800m	600m	400m	200m						
Section Times	1:19.80 [3] (0:08.77)	1:11.03 [4] (0:10.47)	1:00.56 [3] (0:11.26)	0:49.30 [4] (0:12.02)	0:37.28 [4] (0:12.32)	0:24.96 [3] (0:12.64)	0:12.32 [3] (0:12.32)						
Average Speed [km/h]	41.3	68.9	65.0	60.4	59.0	57.3	58.5						
Top Speed [km/h]	64.4	70.5	66.9	62.0	61.8	58.4	59.2						
Avg. Dist. to Rail [m]	11.9	5.7	3.9	3.0	1.5	1.4	2.2						
Avg. Stride Freq. [Hz]	2.1	2.6	2.5	2.4	2.4	2.4	2.4						
Avg. Stride Length [m]	5.3	7.3	7.3	7.0	6.9	6.8	6.8						



[] Ranking at each section and finish
-.-.- No data available at this section
NA No data available



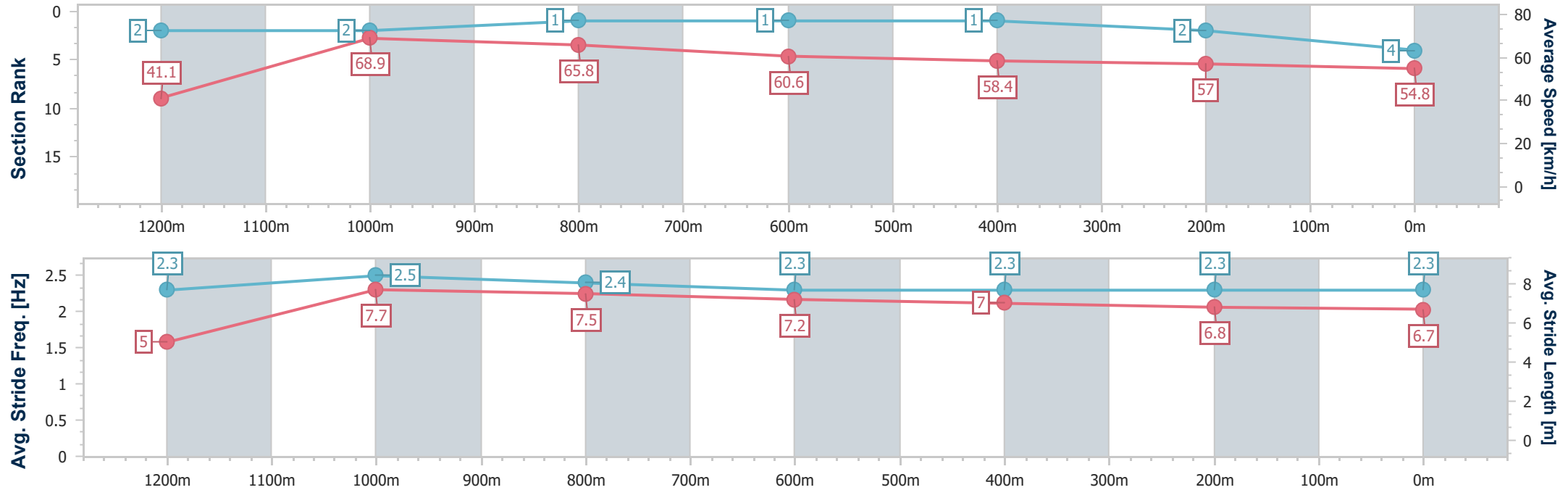
Horse/Jockey Name	Madame Cody
Final Rank	4
Fastest Section Time (Section)	0:08.70 (Overall)
Top Speed [km/h] (Section)	69.9 (1200m)
Race State	Finished



ToowoombaProfessional
Race 4: SOUTHERN CROSS SHEDS Maiden Handicap - 1300m
27 December 2025 - 19:21
Track Rating: Good 3, Weather: Fine, Rail Position: +1m Entire Course



Section	Overall	1200m	1000m	800m	600m	400m	200m						
Section Times	1:20.15 [4] (0:08.70)	1:11.45 [2] (0:10.44)	1:01.01 [2] (0:10.97)	0:50.04 [1] (0:11.91)	0:38.13 [1] (0:12.36)	0:25.77 [1] (0:12.62)	0:13.15 [2] (0:13.15)						
Average Speed [km/h]	41.1	68.9	65.8	60.6	58.4	57.0	54.8						
Top Speed [km/h]	65.7	69.9	69.0	62.2	60.3	58.0	56.8						
Avg. Dist. to Rail [m]	2.7	0.4	0.2	0.9	0.8	0.4	0.5						
Avg. Stride Freq. [Hz]	2.3	2.5	2.4	2.3	2.3	2.3	2.3						
Avg. Stride Length [m]	5.0	7.7	7.5	7.2	7.0	6.8	6.7						





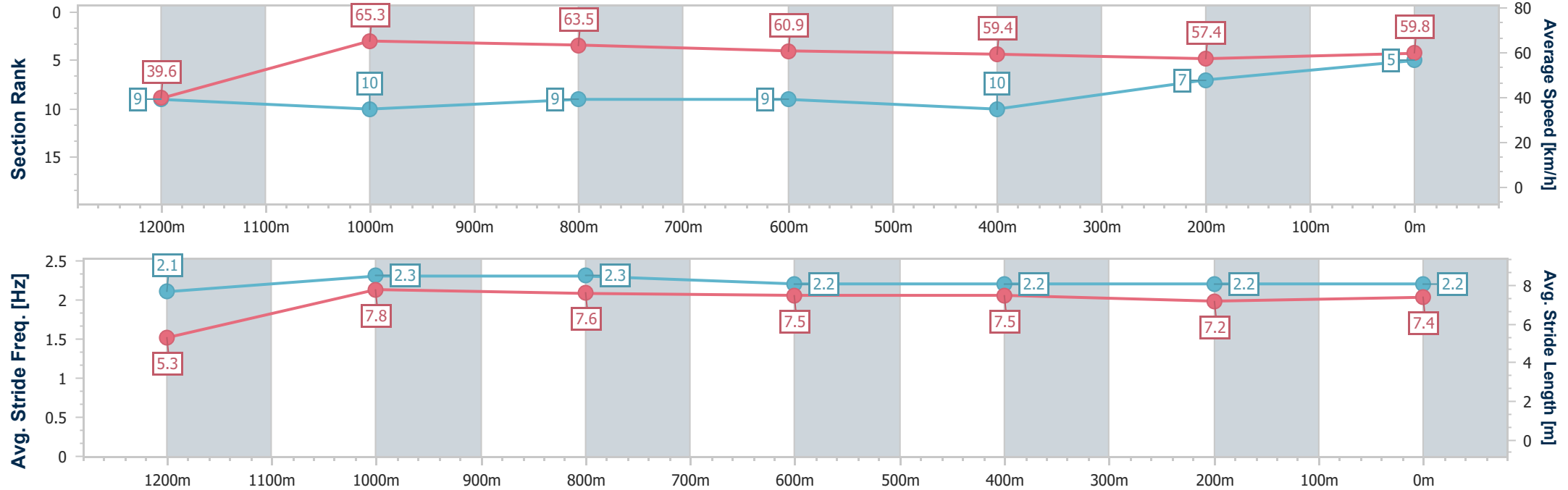
Horse/Jockey Name	Pierant
Final Rank	5
Fastest Section Time (Section)	0:09.12 (Overall)
Top Speed [km/h] (Section)	66.9 (1200m)
Race State	Finished



ToowoombaProfessional
Race 4: SOUTHERN CROSS SHEDS Maiden Handicap - 1300m
27 December 2025 - 19:21
Track Rating: Good 3, Weather: Fine, Rail Position: +1m Entire Course



Section	Overall	1200m	1000m	800m	600m	400m	200m						
Section Times	1:20.27 [5] (0:09.12)	1:11.15 [9] (0:11.04)	1:00.11 [10] (0:11.46)	0:48.65 [9] (0:11.89)	0:36.76 [9] (0:12.19)	0:24.57 [10] (0:12.54)	0:12.03 [7] (0:12.03)						
Average Speed [km/h]	39.6	65.3	63.5	60.9	59.4	57.4	59.8						
Top Speed [km/h]	61.1	66.9	64.3	61.8	61.2	59.4	60.4						
Avg. Dist. to Rail [m]	7.4	3.0	2.7	2.1	1.3	0.8	0.5						
Avg. Stride Freq. [Hz]	2.1	2.3	2.3	2.2	2.2	2.2	2.2						
Avg. Stride Length [m]	5.3	7.8	7.6	7.5	7.5	7.2	7.4						



[] Ranking at each section and finish
-.-.- No data available at this section
NA No data available



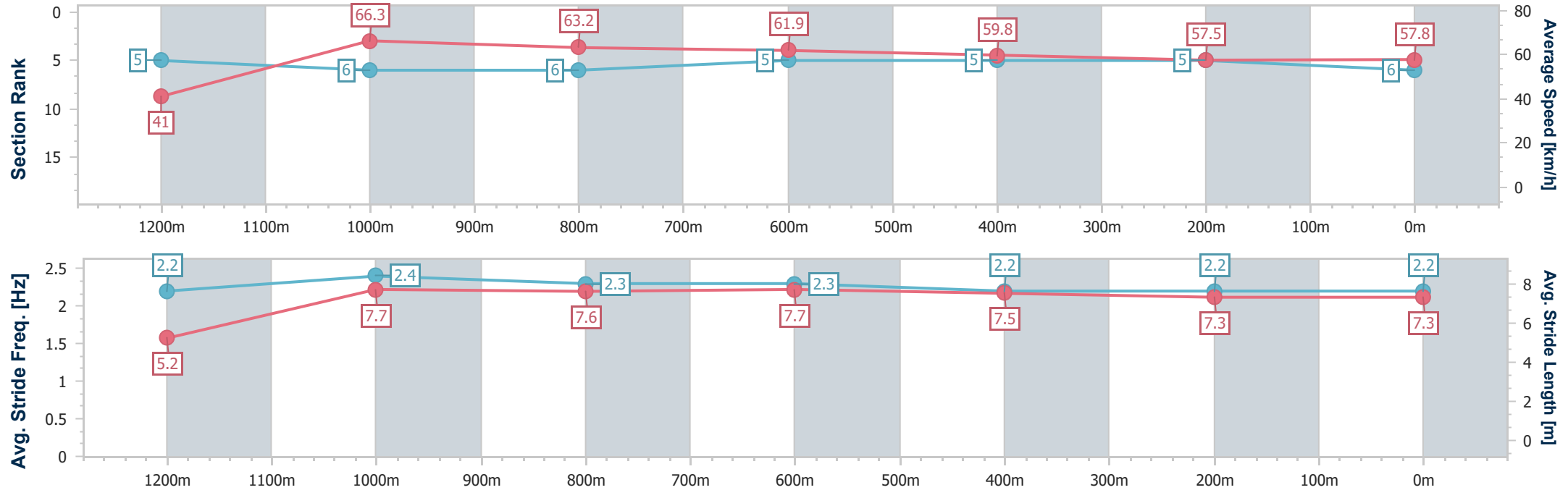
Horse/Jockey Name	Michifuku
Final Rank	6
Fastest Section Time (Section)	0:08.85 (Overall)
Top Speed [km/h] (Section)	67.4 (1200m)
Race State	Finished



ToowoombaProfessional
Race 4: SOUTHERN CROSS SHEDS Maiden Handicap - 1300m
27 December 2025 - 19:21
Track Rating: Good 3, Weather: Fine, Rail Position: +1m Entire Course



Section	Overall	1200m	1000m	800m	600m	400m	200m						
Section Times	1:20.29 [6] (0:08.85)	1:11.44 [5] (0:10.87)	1:00.57 [6] (0:11.47)	0:49.10 [6] (0:11.75)	0:37.35 [5] (0:12.22)	0:25.13 [5] (0:12.64)	0:12.49 [5] (0:12.49)						
Average Speed [km/h]	41.0	66.3	63.2	61.9	59.8	57.5	57.8						
Top Speed [km/h]	64.3	67.4	65.5	62.9	61.2	59.2	58.9						
Avg. Dist. to Rail [m]	2.6	1.0	1.5	2.8	2.9	2.7	1.5						
Avg. Stride Freq. [Hz]	2.2	2.4	2.3	2.3	2.2	2.2	2.2						
Avg. Stride Length [m]	5.2	7.7	7.6	7.7	7.5	7.3	7.3						



[] Ranking at each section and finish
-.-.- No data available at this section
NA No data available



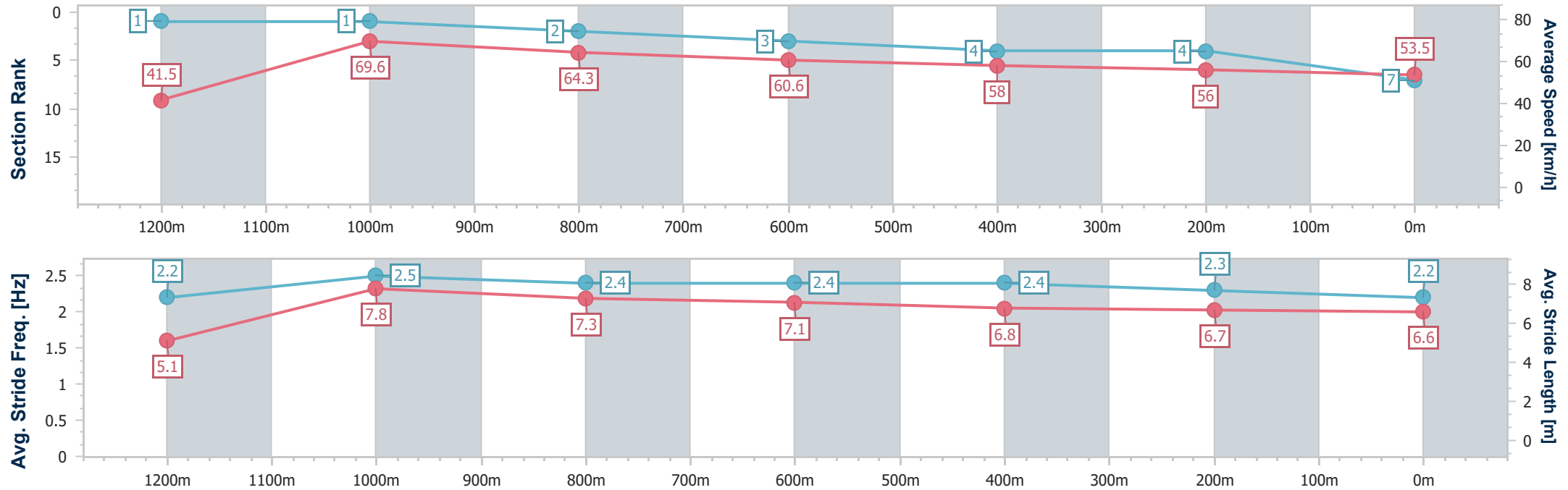
Horse/Jockey Name	Lope By Night
Final Rank	7
Fastest Section Time (Section)	0:08.65 (Overall)
Top Speed [km/h] (Section)	71.4 (1200m)
Race State	Finished



ToowoombaProfessional
Race 4: SOUTHERN CROSS SHEDS Maiden Handicap - 1300m
27 December 2025 - 19:21
Track Rating: Good 3, Weather: Fine, Rail Position: +1m Entire Course



Section	Overall	1200m	1000m	800m	600m	400m	200m						
Section Times	1:21.18 [7] (0:08.65)	1:12.53 [1] (0:10.39)	1:02.14 [1] (0:11.33)	0:50.81 [2] (0:11.98)	0:38.83 [3] (0:12.54)	0:26.29 [4] (0:12.83)	0:13.46 [4] (0:13.46)						
Average Speed [km/h]	41.5	69.6	64.3	60.6	58.0	56.0	53.5						
Top Speed [km/h]	64.0	71.4	68.4	61.7	60.0	57.0	55.1						
Avg. Dist. to Rail [m]	9.6	5.9	3.4	3.1	2.0	0.6	0.9						
Avg. Stride Freq. [Hz]	2.2	2.5	2.4	2.4	2.4	2.3	2.2						
Avg. Stride Length [m]	5.1	7.8	7.3	7.1	6.8	6.7	6.6						





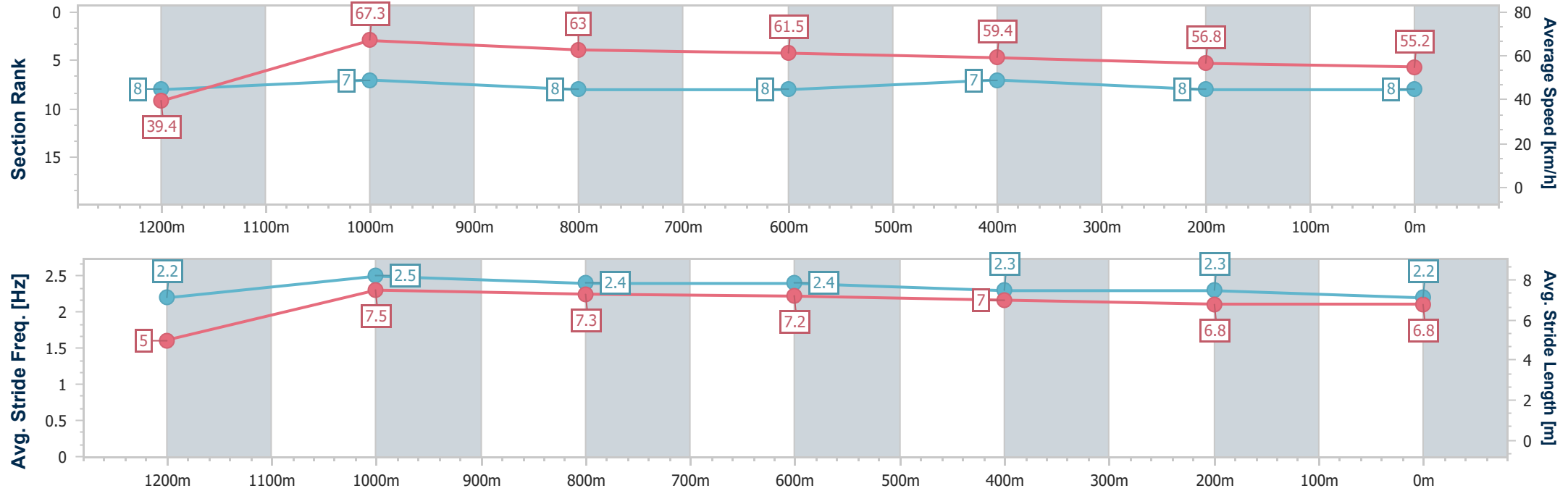
Horse/Jockey Name	She's A Fizz
Final Rank	8
Fastest Section Time (Section)	0:09.12 (Overall)
Top Speed [km/h] (Section)	68.4 (1200m)
Race State	Finished



ToowoombaProfessional
Race 4: SOUTHERN CROSS SHEDS Maiden Handicap - 1300m
27 December 2025 - 19:21
Track Rating: Good 3, Weather: Fine, Rail Position: +1m Entire Course



Section	Overall	1200m	1000m	800m	600m	400m	200m						
Section Times	1:21.28 [8] (0:09.12)	1:12.16 [8] (0:10.75)	1:01.41 [7] (0:11.64)	0:49.77 [8] (0:11.78)	0:37.99 [8] (0:12.28)	0:25.71 [7] (0:12.68)	0:13.03 [8] (0:13.03)						
Average Speed [km/h]	39.4	67.3	63.0	61.5	59.4	56.8	55.2						
Top Speed [km/h]	63.4	68.4	66.8	62.9	61.5	58.5	56.6						
Avg. Dist. to Rail [m]	11.8	5.7	4.5	2.2	2.0	0.9	0.8						
Avg. Stride Freq. [Hz]	2.2	2.5	2.4	2.4	2.3	2.3	2.2						
Avg. Stride Length [m]	5.0	7.5	7.3	7.2	7.0	6.8	6.8						





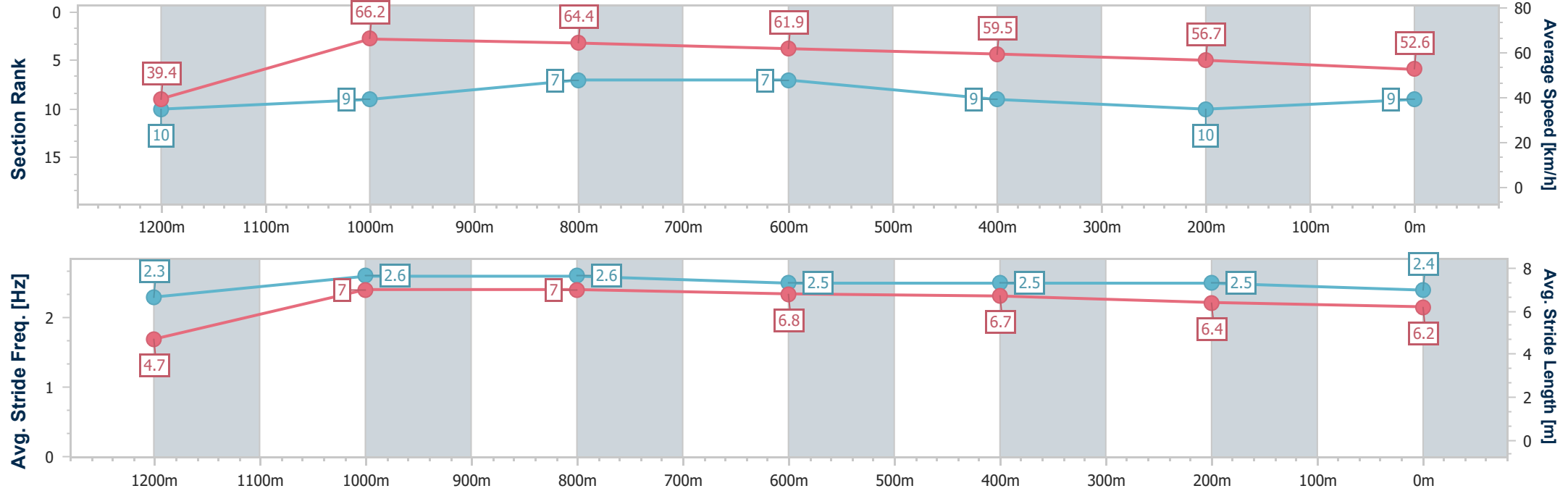
Horse/Jockey Name	Volcanic Park
Final Rank	9
Fastest Section Time (Section)	0:09.14 (Overall)
Top Speed [km/h] (Section)	67.2 (1200m)
Race State	Finished



ToowoombaProfessional
Race 4: SOUTHERN CROSS SHEDS Maiden Handicap - 1300m
27 December 2025 - 19:21
Track Rating: Good 3, Weather: Fine, Rail Position: +1m Entire Course



Section	Overall	1200m	1000m	800m	600m	400m	200m						
Section Times	1:22.03 [9] (0:09.14)	1:12.89 [10] (0:10.88)	1:02.01 [9] (0:11.38)	0:50.63 [7] (0:11.81)	0:38.82 [7] (0:12.44)	0:26.38 [9] (0:12.78)	0:13.60 [10] (0:13.60)						
Average Speed [km/h]	39.4	66.2	64.4	61.9	59.5	56.7	52.6						
Top Speed [km/h]	62.3	67.2	66.9	64.0	61.7	58.2	54.9						
Avg. Dist. to Rail [m]	7.9	5.1	4.3	5.3	5.2	2.4	3.9						
Avg. Stride Freq. [Hz]	2.3	2.6	2.6	2.5	2.5	2.5	2.4						
Avg. Stride Length [m]	4.7	7.0	7.0	6.8	6.7	6.4	6.2						





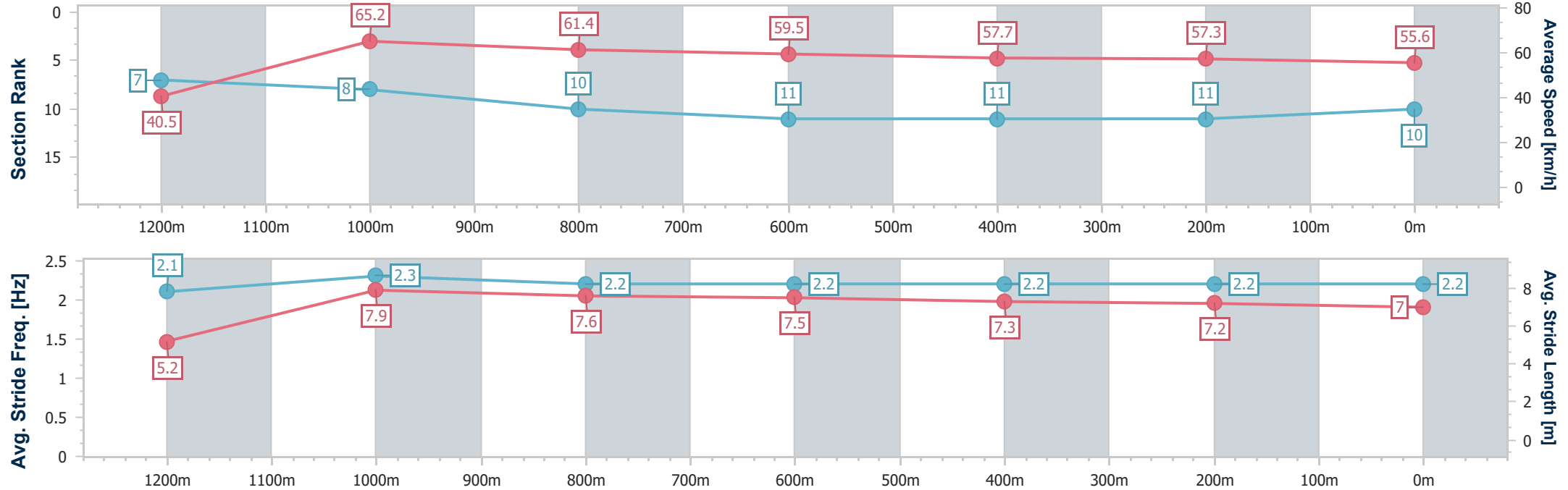
Horse/Jockey Name	Just Beauty
Final Rank	10
Fastest Section Time (Section)	0:08.90 (Overall)
Top Speed [km/h] (Section)	66.5 (1200m)
Race State	Finished



ToowoombaProfessional
Race 4: SOUTHERN CROSS SHEDS Maiden Handicap - 1300m
27 December 2025 - 19:21
Track Rating: Good 3, Weather: Fine, Rail Position: +1m Entire Course



Section	Overall	1200m	1000m	800m	600m	400m	200m						
Section Times	1:22.14 [10] (0:08.90)	1:13.24 [7] (0:11.10)	1:02.14 [8] (0:11.86)	0:50.28 [10] (0:12.24)	0:38.04 [11] (0:12.56)	0:25.48 [11] (0:12.55)	0:12.93 [11] (0:12.93)						
Average Speed [km/h]	40.5	65.2	61.4	59.5	57.7	57.3	55.6						
Top Speed [km/h]	62.3	66.5	62.5	60.5	59.3	58.1	57.0						
Avg. Dist. to Rail [m]	8.3	3.8	3.3	3.2	1.6	0.6	1.3						
Avg. Stride Freq. [Hz]	2.1	2.3	2.2	2.2	2.2	2.2	2.2						
Avg. Stride Length [m]	5.2	7.9	7.6	7.5	7.3	7.2	7.0						



- [] Ranking at each section and finish
- .-.- No data available at this section
- NA No data available



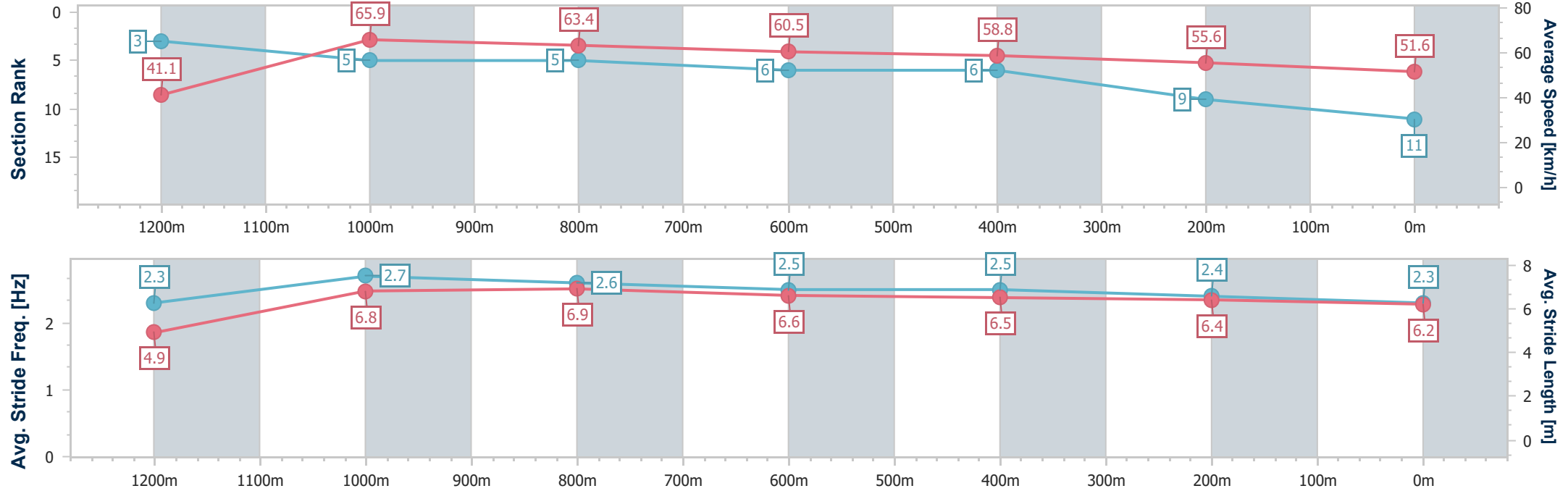
Horse/Jockey Name	Ironbridge
Final Rank	11
Fastest Section Time (Section)	0:08.71 (Overall)
Top Speed [km/h] (Section)	66.8 (1200m)
Race State	Finished



ToowoombaProfessional
Race 4: SOUTHERN CROSS SHEDS Maiden Handicap - 1300m
27 December 2025 - 19:21
Track Rating: Good 3, Weather: Fine, Rail Position: +1m Entire Course



Section	Overall	1200m	1000m	800m	600m	400m	200m						
Section Times	1:22.30 [11] (0:08.71)	1:13.59 [3] (0:10.93)	1:02.66 [5] (0:11.44)	0:51.22 [5] (0:11.96)	0:39.26 [6] (0:12.30)	0:26.96 [6] (0:13.00)	0:13.96 [9] (0:13.96)						
Average Speed [km/h]	41.1	65.9	63.4	60.5	58.8	55.6	51.6						
Top Speed [km/h]	63.7	66.8	64.8	62.1	61.0	57.4	53.8						
Avg. Dist. to Rail [m]	8.1	3.0	1.7	1.1	0.9	0.9	0.4						
Avg. Stride Freq. [Hz]	2.3	2.7	2.6	2.5	2.5	2.4	2.3						
Avg. Stride Length [m]	4.9	6.8	6.9	6.6	6.5	6.4	6.2						





Toowoomba Professional

Race 5: VIEW HOTEL BRISBANE Class 3 Handicap - 1625m

27 December 2025 - 19:57



Track Rating: Good 3, Weather: Fine, Rail Position: +1m Entire Course

Section						Overall	1400m	1200m	1000m	800m	600m	400m	Last 600m		
Field Times						1:39.37 (0:15.09)	1:24.28 (0:11.37)	1:12.91 (0:11.86)	1:01.05 (0:12.36)	0:48.69 (0:12.04)	0:36.65 (0:11.87)	0:24.78 (0:12.06)	0:36.65		
Rank	TAB	Horse/Jockey	Barrier	Top Speed [km/h]	Fastest Section									Distance Travelled [m]	
1	1	ONE BEAT NO BEAT	5	67.4	0:11.37	1:39.37 [1]	1:24.28 [1]	1:12.91 [1]	1:01.05 [1]	0:48.69 [1]	0:36.61 [2]	0:24.78 [1]	0:36.61		
		Rob Thorburn		Overall	1400m	(0:15.09)	(0:11.37)	(0:11.86)	(0:12.36)	(0:12.08)	(0:11.83)	(0:12.06)			
2	7	FLYING CELICA	2	68.2	0:11.43	1:39.60 [2]	1:23.89 [5]	1:12.46 [5]	1:00.48 [5]	0:48.28 [5]	0:36.47 [5]	0:24.68 [5]	0:36.47 +4		
		Brooke Stower		1400m	1400m	(0:15.71)	(0:11.43)	(0:11.98)	(0:12.20)	(0:11.81)	(0:11.79)	(0:12.06)			
3	5	SIR BEVERIDGE	4	69.9	0:11.04	1:39.83 [3]	1:24.20 [4]	1:13.16 [2]	1:01.32 [2]	0:49.03 [3]	0:37.11 [1]	0:25.13 [2]	0:37.11 -5		
		Adin Thompson		1400m	1400m	(0:15.63)	(0:11.04)	(0:11.84)	(0:12.29)	(0:11.92)	(0:11.98)	(0:12.35)			
4	3	SOMETHING FORJO	1	68.2	0:11.21	1:39.89 [4]	1:24.35 [3]	1:13.14 [3]	1:01.33 [3]	0:49.11 [2]	0:36.98 [4]	0:25.04 [4]	0:36.98 -5		
		Les Tilley		1400m	1400m	(0:15.54)	(0:11.21)	(0:11.81)	(0:12.22)	(0:12.13)	(0:11.94)	(0:12.16)			
5	6	AOOM'S CHOICE	3	66.1	0:11.54	1:40.21 [5]	1:24.78 [2]	1:13.24 [4]	1:01.39 [4]	0:49.16 [4]	0:37.37 [3]	0:25.42 [3]	0:37.37 +1		
		Gary Geran		1400m	1400m	(0:15.43)	(0:11.54)	(0:11.85)	(0:12.23)	(0:11.79)	(0:11.95)	(0:12.40)			

Scratched: Life Of Tree (#4), Proclaimer (#8), Fire And Light (#2)



Toowoomba Professional
Race 5: VIEW HOTEL BRISBANE Class 3 Handicap - 1625m
27 December 2025 - 19:57



Track Rating: Good 3, Weather: Fine, Rail Position: +1m Entire Course

Section		200m		Last 600m					
Field Times		0:12.72 (0:12.72)		0:36.65					
Rank	TAB	Horse/Jockey	Barrier	Top Speed [km/h]	Fastest Section	Margin		Distance Travelled [m]	
1	1	ONE BEAT NO BEAT	5	67.4	0:11.37	0:12.72 [1]	1:39.37	0:36.61	
		Rob Thorburn		Overall	1400m	(0:12.72)			
2	7	FLYING CELICA	2	68.2	0:11.43	0:12.62 [2]	1.38L	0:36.47	+4
		Brooke Stower		1400m	1400m	(0:12.62)			
3	5	SIR BEVERIDGE	4	69.9	0:11.04	0:12.78 [4]	2.71L	0:37.11	-5
		Adin Thompson		1400m	1400m	(0:12.78)			
4	3	SOMETHING FORJO	1	68.2	0:11.21	0:12.88 [3]	3.06L	0:36.98	-5
		Les Tilley		1400m	1400m	(0:12.88)			
5	6	AOOM'S CHOICE	3	66.1	0:11.54	0:13.02 [5]	4.93L	0:37.37	+1
		Gary Geran		1400m	1400m	(0:13.02)			

Scratched: Life Of Tree (#4), Proclaimer (#8), Fire And Light (#2)



Horse/Jockey Name	One Beat No Beat
Final Rank	1
Fastest Section Time (Section)	0:11.37 (1400m)
Top Speed [km/h] (Section)	67.4 (Overall)
Race State	Finished



ToowoombaProfessional

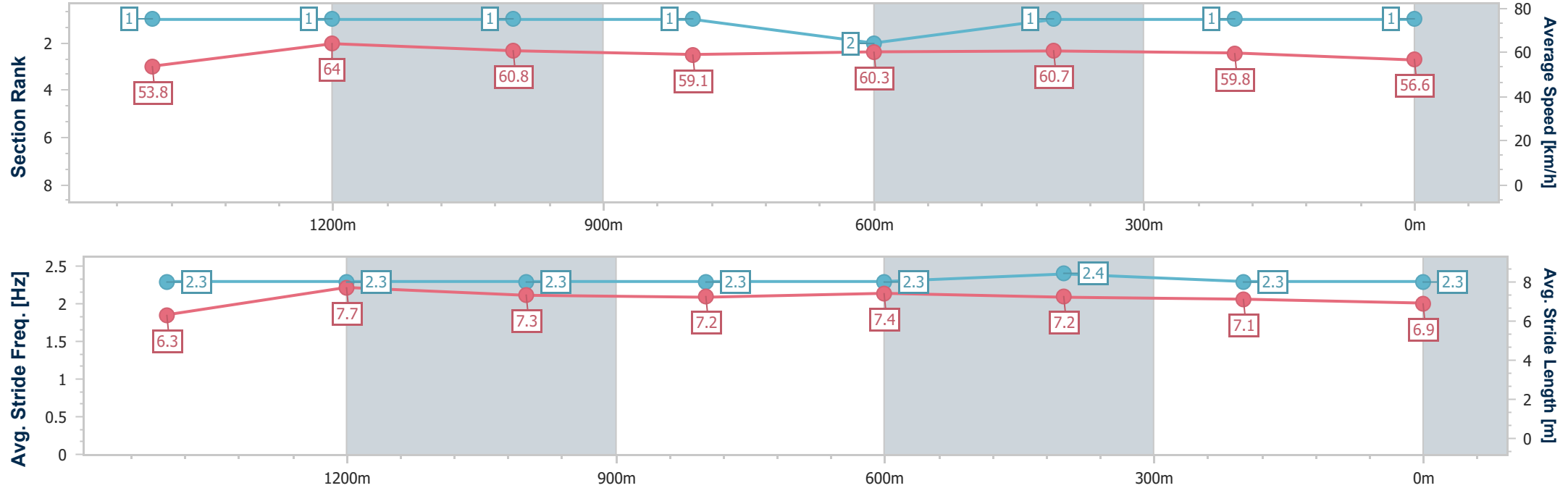
Race 5: VIEW HOTEL BRISBANE Class 3 Handicap - 1625m

27 December 2025 - 19:57

Track Rating: Good 3, Weather: Fine, Rail Position: +1m Entire Course



Section	Overall	1400m	1200m	1000m	800m	600m	400m	200m					
Section Times	1:39.37 [1] (0:15.09)	1:24.28 [1] (0:11.37)	1:12.91 [1] (0:11.86)	1:01.05 [1] (0:12.36)	0:48.69 [1] (0:12.08)	0:36.61 [2] (0:11.83)	0:24.78 [1] (0:12.06)	0:12.72 [1] (0:12.72)					
Average Speed [km/h]	53.8	64.0	60.8	59.1	60.3	60.7	59.8	56.6					
Top Speed [km/h]	67.4	66.7	62.2	60.9	61.7	61.8	60.6	58.3					
Avg. Dist. to Rail [m]	4.8	1.3	4.3	4.4	3.1	0.9	1.6	4.7					
Avg. Stride Freq. [Hz]	2.3	2.3	2.3	2.3	2.3	2.4	2.3	2.3					
Avg. Stride Length [m]	6.3	7.7	7.3	7.2	7.4	7.2	7.1	6.9					



- [] Ranking at each section and finish
- .-.- No data available at this section
- NA No data available



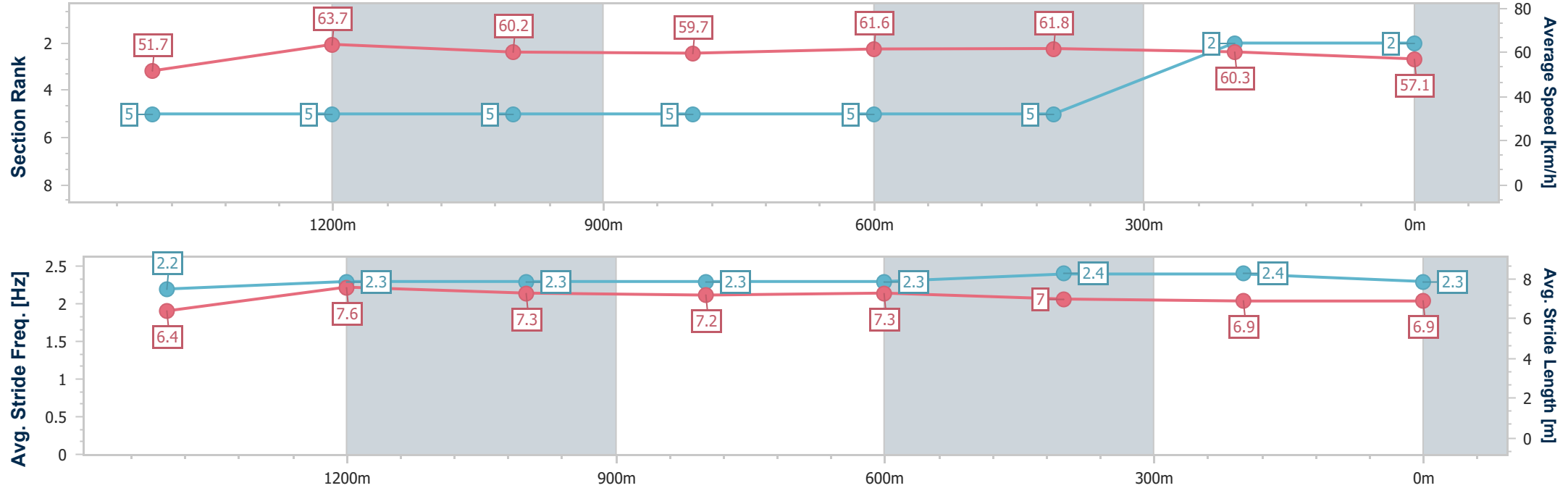
Horse/Jockey Name	Flying Celica
Final Rank	2
Fastest Section Time (Section)	0:11.43 (1400m)
Top Speed [km/h] (Section)	68.2 (1400m)
Race State	Finished



ToowoombaProfessional
Race 5: VIEW HOTEL BRISBANE Class 3 Handicap - 1625m
27 December 2025 - 19:57
Track Rating: Good 3, Weather: Fine, Rail Position: +1m Entire Course



Section	Overall	1400m	1200m	1000m	800m	600m	400m	200m					
Section Times	1:39.60 [2] (0:15.71)	1:23.89 [5] (0:11.43)	1:12.46 [5] (0:11.98)	1:00.48 [5] (0:12.20)	0:48.28 [5] (0:11.81)	0:36.47 [5] (0:11.79)	0:24.68 [5] (0:12.06)	0:12.62 [2] (0:12.62)					
Average Speed [km/h]	51.7	63.7	60.2	59.7	61.6	61.8	60.3	57.1					
Top Speed [km/h]	67.1	68.2	62.5	60.3	63.6	63.2	61.2	58.7					
Avg. Dist. to Rail [m]	3.6	1.8	3.5	3.9	2.7	2.1	3.2	5.7					
Avg. Stride Freq. [Hz]	2.2	2.3	2.3	2.3	2.3	2.4	2.4	2.3					
Avg. Stride Length [m]	6.4	7.6	7.3	7.2	7.3	7.0	6.9	6.9					



[] Ranking at each section and finish
- - - - No data available at this section
NA No data available



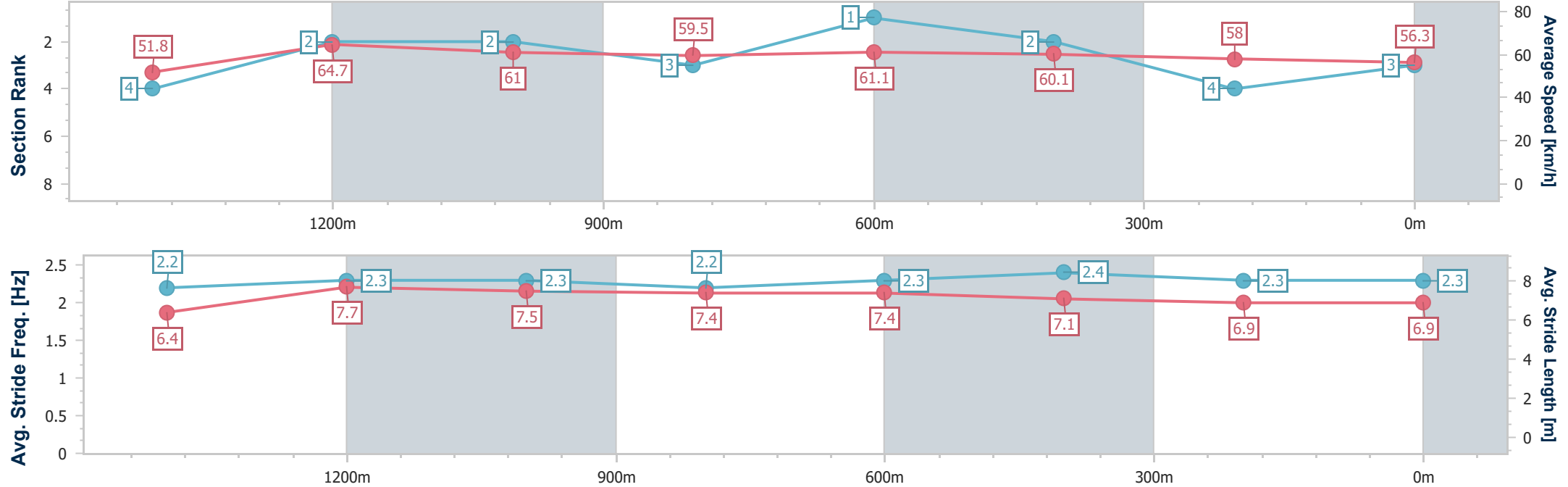
Horse/Jockey Name	Sir Beveridge
Final Rank	3
Fastest Section Time (Section)	0:11.04 (1400m)
Top Speed [km/h] (Section)	69.9 (1400m)
Race State	Finished



ToowoombaProfessional
Race 5: VIEW HOTEL BRISBANE Class 3 Handicap - 1625m
27 December 2025 - 19:57
Track Rating: Good 3, Weather: Fine, Rail Position: +1m Entire Course



Section	Overall	1400m	1200m	1000m	800m	600m	400m	200m					
Section Times	1:39.83 [3] (0:15.63)	1:24.20 [4] (0:11.04)	1:13.16 [2] (0:11.84)	1:01.32 [2] (0:12.29)	0:49.03 [3] (0:11.92)	0:37.11 [1] (0:11.98)	0:25.13 [2] (0:12.35)	0:12.78 [4] (0:12.78)					
Average Speed [km/h]	51.8	64.7	61.0	59.5	61.1	60.1	58.0	56.3					
Top Speed [km/h]	69.9	69.9	63.0	60.2	62.7	62.2	59.7	56.9					
Avg. Dist. to Rail [m]	3.1	1.0	3.0	3.6	3.0	1.1	0.9	0.5					
Avg. Stride Freq. [Hz]	2.2	2.3	2.3	2.2	2.3	2.4	2.3	2.3					
Avg. Stride Length [m]	6.4	7.7	7.5	7.4	7.4	7.1	6.9	6.9					



[] Ranking at each section and finish
-.-.- No data available at this section
NA No data available



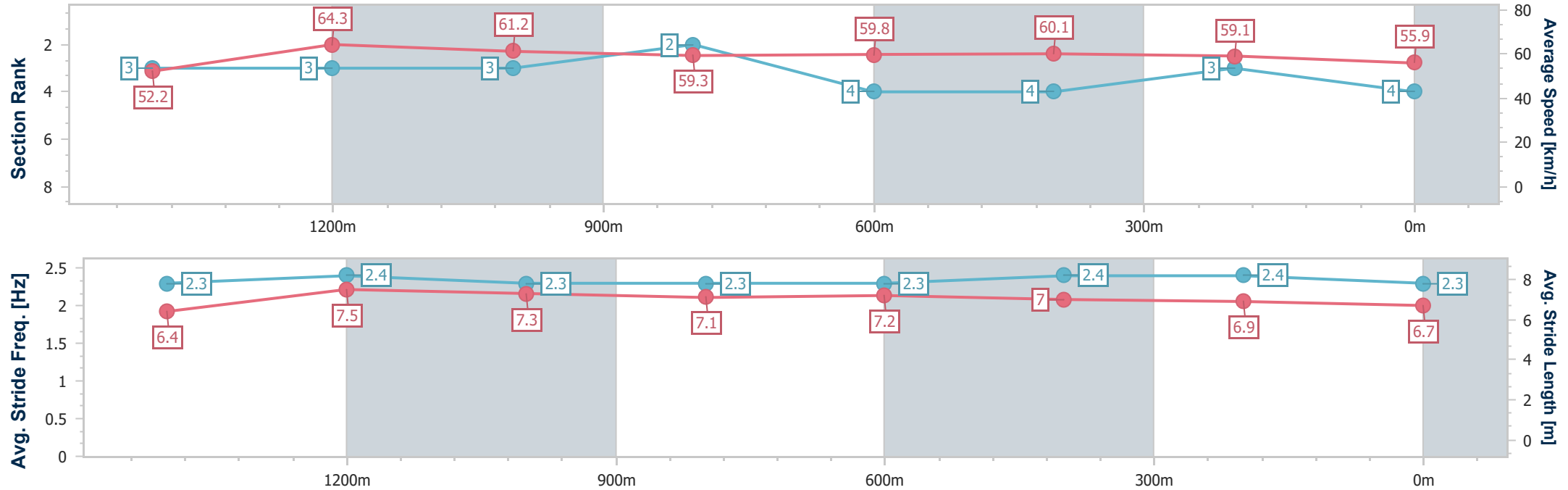
Horse/Jockey Name	Something Forjo
Final Rank	4
Fastest Section Time (Section)	0:11.21 (1400m)
Top Speed [km/h] (Section)	68.2 (1400m)
Race State	Finished



ToowoombaProfessional
Race 5: VIEW HOTEL BRISBANE Class 3 Handicap - 1625m
27 December 2025 - 19:57
Track Rating: Good 3, Weather: Fine, Rail Position: +1m Entire Course



Section	Overall	1400m	1200m	1000m	800m	600m	400m	200m					
Section Times	1:39.89 [4] (0:15.54)	1:24.35 [3] (0:11.21)	1:13.14 [3] (0:11.81)	1:01.33 [3] (0:12.22)	0:49.11 [2] (0:12.13)	0:36.98 [4] (0:11.94)	0:25.04 [4] (0:12.16)	0:12.88 [3] (0:12.88)					
Average Speed [km/h]	52.2	64.3	61.2	59.3	59.8	60.1	59.1	55.9					
Top Speed [km/h]	67.9	68.2	62.6	60.3	61.9	62.9	60.3	57.8					
Avg. Dist. to Rail [m]	1.6	0.7	1.6	1.9	1.5	0.7	1.1	0.6					
Avg. Stride Freq. [Hz]	2.3	2.4	2.3	2.3	2.3	2.4	2.4	2.3					
Avg. Stride Length [m]	6.4	7.5	7.3	7.1	7.2	7.0	6.9	6.7					



[] Ranking at each section and finish
-.-.- No data available at this section
NA No data available



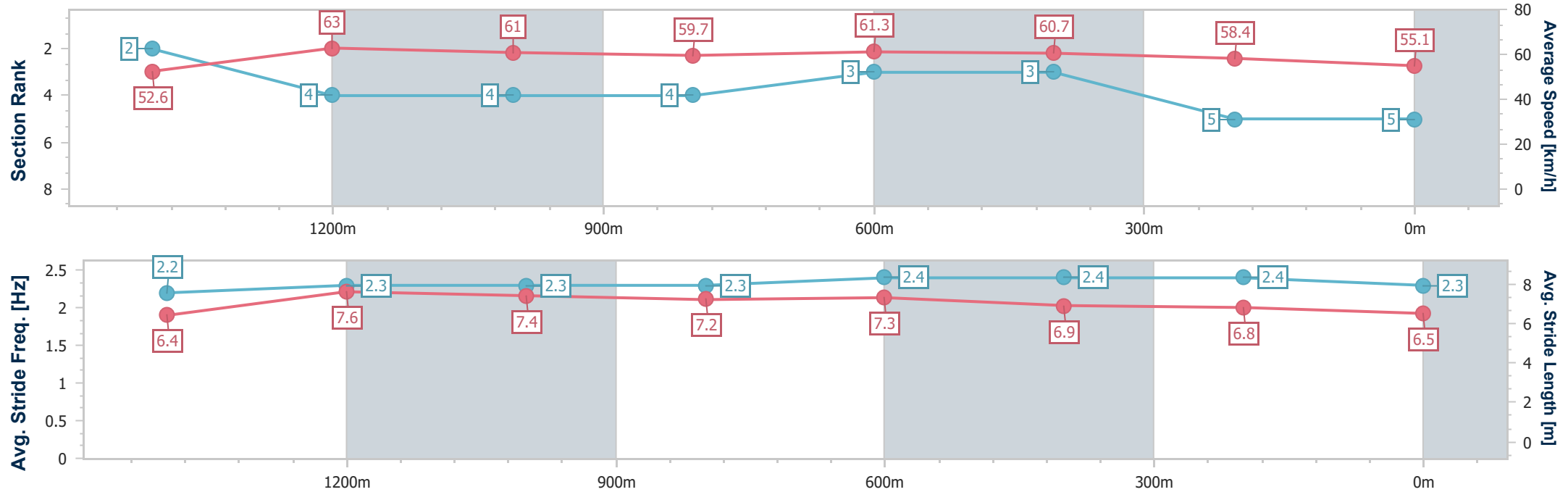
Horse/Jockey Name	Aoom's Choice
Final Rank	5
Fastest Section Time (Section)	0:11.54 (1400m)
Top Speed [km/h] (Section)	66.1 (1400m)
Race State	Finished



ToowoombaProfessional
Race 5: VIEW HOTEL BRISBANE Class 3 Handicap - 1625m
27 December 2025 - 19:57
Track Rating: Good 3, Weather: Fine, Rail Position: +1m Entire Course



Section	Overall	1400m	1200m	1000m	800m	600m	400m	200m					
Section Times	1:40.21 [5] (0:15.43)	1:24.78 [2] (0:11.54)	1:13.24 [4] (0:11.85)	1:01.39 [4] (0:12.23)	0:49.16 [4] (0:11.79)	0:37.37 [3] (0:11.95)	0:25.42 [3] (0:12.40)	0:13.02 [5] (0:13.02)					
Average Speed [km/h]	52.6	63.0	61.0	59.7	61.3	60.7	58.4	55.1					
Top Speed [km/h]	66.1	66.1	62.7	60.3	63.6	62.8	60.5	56.2					
Avg. Dist. to Rail [m]	3.1	2.2	3.4	3.1	2.3	1.3	2.4	4.4					
Avg. Stride Freq. [Hz]	2.2	2.3	2.3	2.3	2.4	2.4	2.4	2.3					
Avg. Stride Length [m]	6.4	7.6	7.4	7.2	7.3	6.9	6.8	6.5					





Toowoomba Professional

Race 6: AG RIGGING BENCHMARK 70 Handicap - 870m

27 December 2025 - 20:27



Track Rating: Good 3, Weather: Fine, Rail Position: +1m Entire Course

Section		Overall				800m	600m	400m	200m	Last 600m		
Field Times		0:49.74				0:43.47	0:32.83	0:22.13	0:11.26	0:32.83		
		(0:06.27)				(0:10.64)	(0:10.70)	(0:10.87)	(0:11.26)			
Rank	TAB	Horse/Jockey	Barrier	Top Speed [km/h]	Fastest Section					Margin	Distance Travelled [m]	
1	4	MEDALS	4	71.5	0:06.45	0:49.74 [1]	0:43.29 [4]	0:32.77 [3]	0:22.07 [3]	0:11.15 [2]	0:49.74	0:32.77
		Les Tilley		600m	Overall	(0:06.45)	(0:10.52)	(0:10.70)	(0:10.92)	(0:11.15)		
2	3	MISHANI EGO	1	69.9	0:06.27	0:49.80 [2]	0:43.53 [1]	0:32.89 [1]	0:22.18 [2]	0:11.32 [1]	0.36L	0:32.89
		Olivia Kendal		800m	Overall	(0:06.27)	(0:10.64)	(0:10.71)	(0:10.86)	(0:11.32)		-5
3	2	I AM VOODOO	5	68.9	0:06.37	0:49.96 [3]	0:43.59 [2]	0:32.59 [5]	0:21.93 [4]	0:11.21 [4]	1.27L	0:32.59
		Adin Thompson		600m	Overall	(0:06.37)	(0:11.00)	(0:10.66)	(0:10.72)	(0:11.21)		-3
4	7	VESPER LYND	3	69.4	0:06.60	0:50.28 [4]	0:43.68 [5]	0:32.93 [4]	0:22.12 [5]	0:11.35 [5]	3.16L	0:32.93
		Brooke Stower		800m	Overall	(0:06.60)	(0:10.75)	(0:10.81)	(0:10.77)	(0:11.35)		-3
5	6	SURREAL ASCOT	2	69.8	0:06.41	0:50.31 [5]	0:43.90 [3]	0:33.39 [2]	0:22.70 [1]	0:11.59 [3]	3.31L	0:33.39
		Jasper Franklin		800m	Overall	(0:06.41)	(0:10.51)	(0:10.69)	(0:11.11)	(0:11.59)		-3
6	1	CUSTO	6	69.2	0:06.85	0:50.58 [6]	0:43.73 [7]	0:33.01 [6]	0:22.13 [6]	0:11.19 [6]	4.9L	0:33.01
		Jackson Morris		800m	Overall	(0:06.85)	(0:10.72)	(0:10.88)	(0:10.94)	(0:11.19)		-8
7	5	RED BOOMSHAKALAKA	7	68.0	0:06.76	0:51.57 [7]	0:44.81 [6]	0:33.74 [7]	0:22.77 [7]	0:11.69 [7]	10.75L	0:33.74
		Rob Thorburn		800m	Overall	(0:06.76)	(0:11.07)	(0:10.97)	(0:11.08)	(0:11.69)		-4



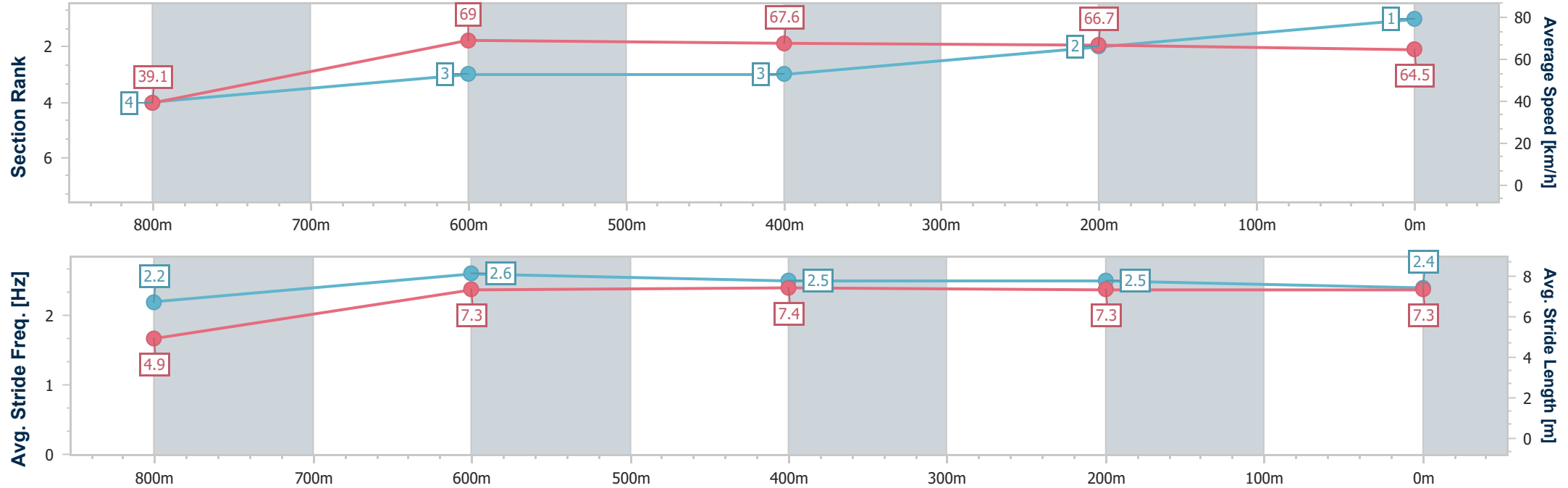
Horse/Jockey Name	Medals
Final Rank	1
Fastest Section Time (Section)	0:06.45 (Overall)
Top Speed [km/h] (Section)	71.5 (600m)
Race State	Finished



ToowoombaProfessional
Race 6: AG RIGGING BENCHMARK 70 Handicap - 870m
27 December 2025 - 20:27
Track Rating: Good 3, Weather: Fine, Rail Position: +1m Entire Course



Section	Overall	800m	600m	400m	200m								
Section Times	0:49.74 [1] (0:06.45)	0:43.29 [4] (0:10.52)	0:32.77 [3] (0:10.70)	0:22.07 [3] (0:10.92)	0:11.15 [2] (0:11.15)								
Average Speed [km/h]	39.1	69.0	67.6	66.7	64.5								
Top Speed [km/h]	63.7	71.1	71.5	68.7	66.3								
Avg. Dist. to Rail [m]	3.4	2.8	1.9	2.5	2.4								
Avg. Stride Freq. [Hz]	2.2	2.6	2.5	2.5	2.4								
Avg. Stride Length [m]	4.9	7.3	7.4	7.3	7.3								



[] Ranking at each section and finish
-.-.- No data available at this section
NA No data available



Horse/Jockey Name	Mishani Ego
Final Rank	2
Fastest Section Time (Section)	0:06.27 (Overall)
Top Speed [km/h] (Section)	69.9 (800m)
Race State	Finished

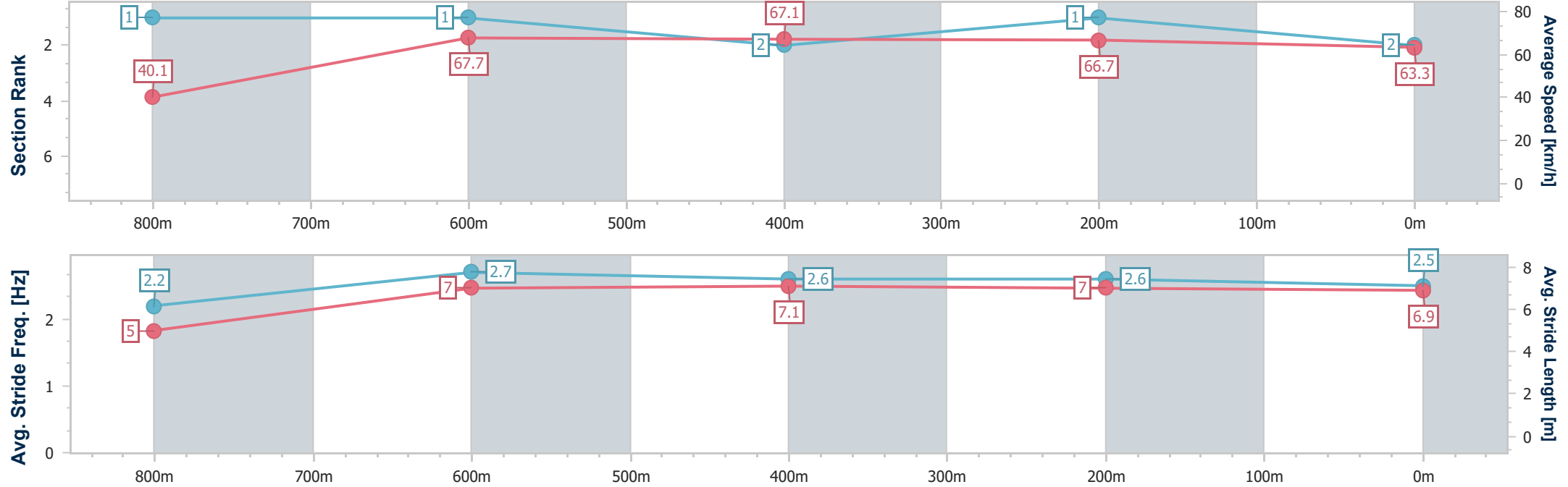


ToowoombaProfessional
Race 6: AG RIGGING BENCHMARK 70 Handicap - 870m



27 December 2025 - 20:27
Track Rating: Good 3, Weather: Fine, Rail Position: +1m Entire Course

Section	Overall	800m	600m	400m	200m									
Section Times	0:49.80 [2] (0:06.27)	0:43.53 [1] (0:10.64)	0:32.89 [1] (0:10.71)	0:22.18 [2] (0:10.86)	0:11.32 [1] (0:11.32)									
Average Speed [km/h]	40.1	67.7	67.1	66.7	63.3									
Top Speed [km/h]	62.5	69.9	69.1	68.2	65.0									
Avg. Dist. to Rail [m]	0.8	0.5	0.5	1.0	0.3									
Avg. Stride Freq. [Hz]	2.2	2.7	2.6	2.6	2.5									
Avg. Stride Length [m]	5.0	7.0	7.1	7.0	6.9									



- [] Ranking at each section and finish
- .-.- No data available at this section
- NA No data available



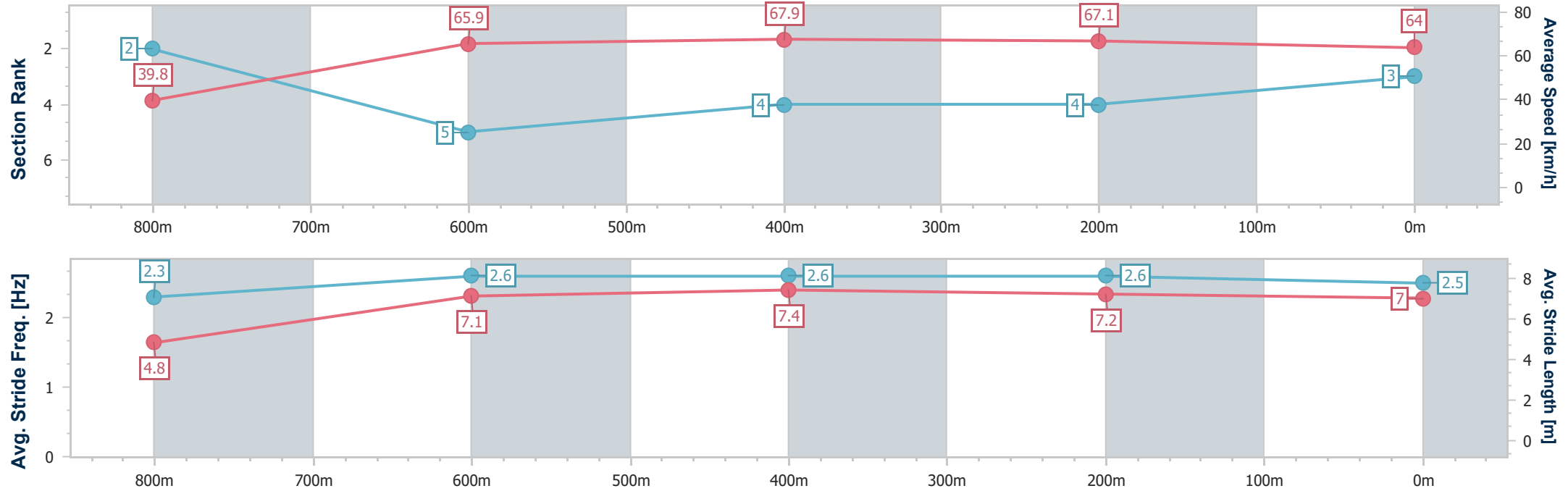
Horse/Jockey Name	I Am Voodoo
Final Rank	3
Fastest Section Time (Section)	0:06.37 (Overall)
Top Speed [km/h] (Section)	68.9 (600m)
Race State	Finished



ToowoombaProfessional
Race 6: AG RIGGING BENCHMARK 70 Handicap - 870m
27 December 2025 - 20:27
Track Rating: Good 3, Weather: Fine, Rail Position: +1m Entire Course



Section	Overall	800m	600m	400m	200m								
Section Times	0:49.96 [3] (0:06.37)	0:43.59 [2] (0:11.00)	0:32.59 [5] (0:10.66)	0:21.93 [4] (0:10.72)	0:11.21 [4] (0:11.21)								
Average Speed [km/h]	39.8	65.9	67.9	67.1	64.0								
Top Speed [km/h]	60.7	68.3	68.9	68.3	66.1								
Avg. Dist. to Rail [m]	5.4	4.3	1.0	1.2	2.5								
Avg. Stride Freq. [Hz]	2.3	2.6	2.6	2.6	2.5								
Avg. Stride Length [m]	4.8	7.1	7.4	7.2	7.0								





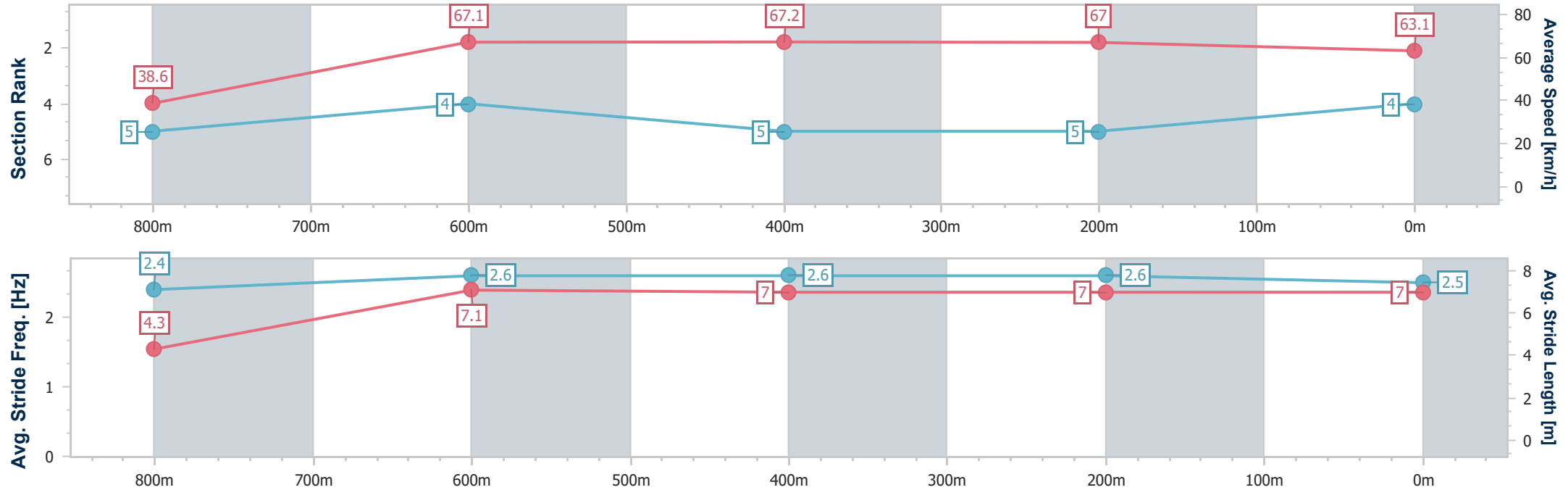
Horse/Jockey Name	Vesper Lynd
Final Rank	4
Fastest Section Time (Section)	0:06.60 (Overall)
Top Speed [km/h] (Section)	69.4 (800m)
Race State	Finished



ToowoombaProfessional
Race 6: AG RIGGING BENCHMARK 70 Handicap - 870m
27 December 2025 - 20:27
Track Rating: Good 3, Weather: Fine, Rail Position: +1m Entire Course



Section	Overall	800m	600m	400m	200m								
Section Times	0:50.28 [4] (0:06.60)	0:43.68 [5] (0:10.75)	0:32.93 [4] (0:10.81)	0:22.12 [5] (0:10.77)	0:11.35 [5] (0:11.35)								
Average Speed [km/h]	38.6	67.1	67.2	67.0	63.1								
Top Speed [km/h]	62.4	69.4	69.4	68.0	64.8								
Avg. Dist. to Rail [m]	2.8	1.5	1.8	0.5	0.9								
Avg. Stride Freq. [Hz]	2.4	2.6	2.6	2.6	2.5								
Avg. Stride Length [m]	4.3	7.1	7.0	7.0	7.0								





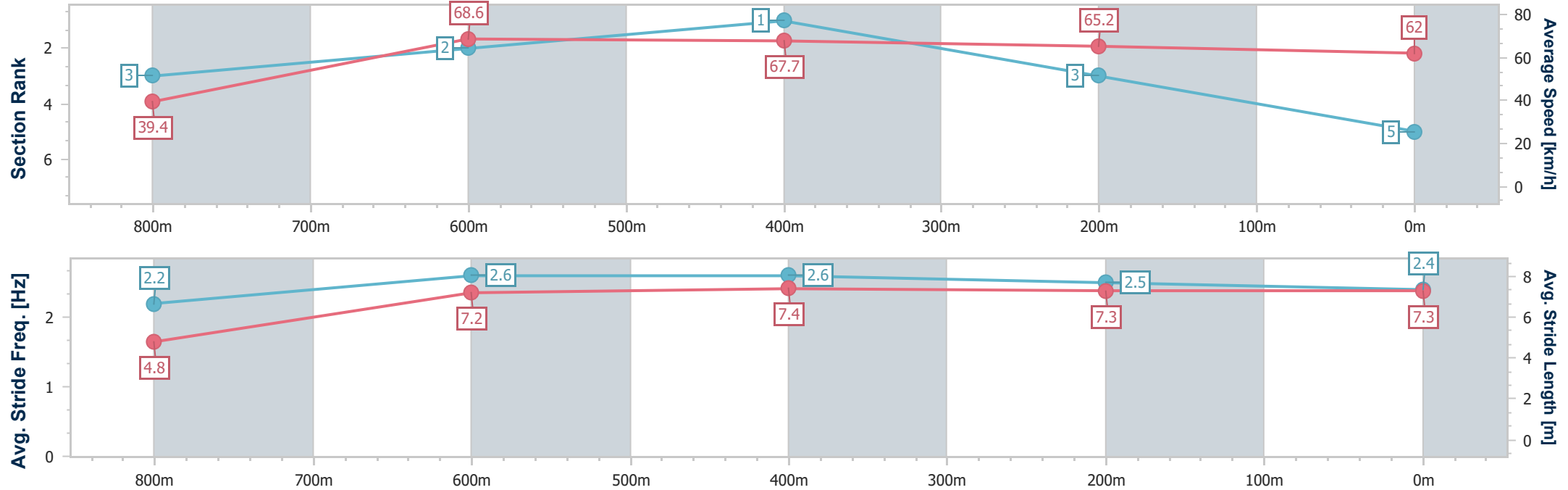
Horse/Jockey Name	Surreal Ascot
Final Rank	5
Fastest Section Time (Section)	0:06.41 (Overall)
Top Speed [km/h] (Section)	69.8 (800m)
Race State	Finished



ToowoombaProfessional
Race 6: AG RIGGING BENCHMARK 70 Handicap - 870m
27 December 2025 - 20:27
Track Rating: Good 3, Weather: Fine, Rail Position: +1m Entire Course



Section	Overall	800m	600m	400m	200m									
Section Times	0:50.31 [5] (0:06.41)	0:43.90 [3] (0:10.51)	0:33.39 [2] (0:10.69)	0:22.70 [1] (0:11.11)	0:11.59 [3] (0:11.59)									
Average Speed [km/h]	39.4	68.6	67.7	65.2	62.0									
Top Speed [km/h]	64.8	69.8	69.7	66.6	63.9									
Avg. Dist. to Rail [m]	0.8	0.4	0.8	1.6	0.8									
Avg. Stride Freq. [Hz]	2.2	2.6	2.6	2.5	2.4									
Avg. Stride Length [m]	4.8	7.2	7.4	7.3	7.3									



[] Ranking at each section and finish
-.-.- No data available at this section
NA No data available



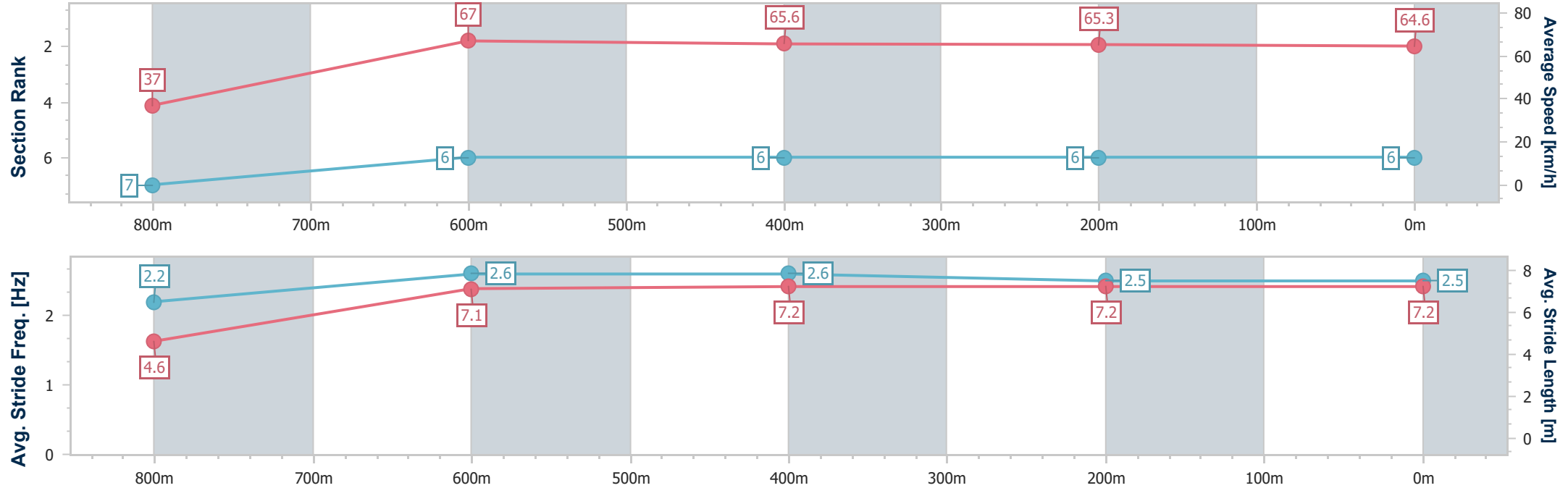
Horse/Jockey Name	Custo
Final Rank	6
Fastest Section Time (Section)	0:06.85 (Overall)
Top Speed [km/h] (Section)	69.2 (800m)
Race State	Finished



ToowoombaProfessional
Race 6: AG RIGGING BENCHMARK 70 Handicap - 870m
27 December 2025 - 20:27
Track Rating: Good 3, Weather: Fine, Rail Position: +1m Entire Course



Section	Overall	800m	600m	400m	200m								
Section Times	0:50.58 [6] (0:06.85)	0:43.73 [7] (0:10.72)	0:33.01 [6] (0:10.88)	0:22.13 [6] (0:10.94)	0:11.19 [6] (0:11.19)								
Average Speed [km/h]	37.0	67.0	65.6	65.3	64.6								
Top Speed [km/h]	63.3	69.2	67.3	66.8	65.4								
Avg. Dist. to Rail [m]	4.1	1.0	1.5	1.8	2.6								
Avg. Stride Freq. [Hz]	2.2	2.6	2.6	2.5	2.5								
Avg. Stride Length [m]	4.6	7.1	7.2	7.2	7.2								



[] Ranking at each section and finish
-.-.- No data available at this section
NA No data available



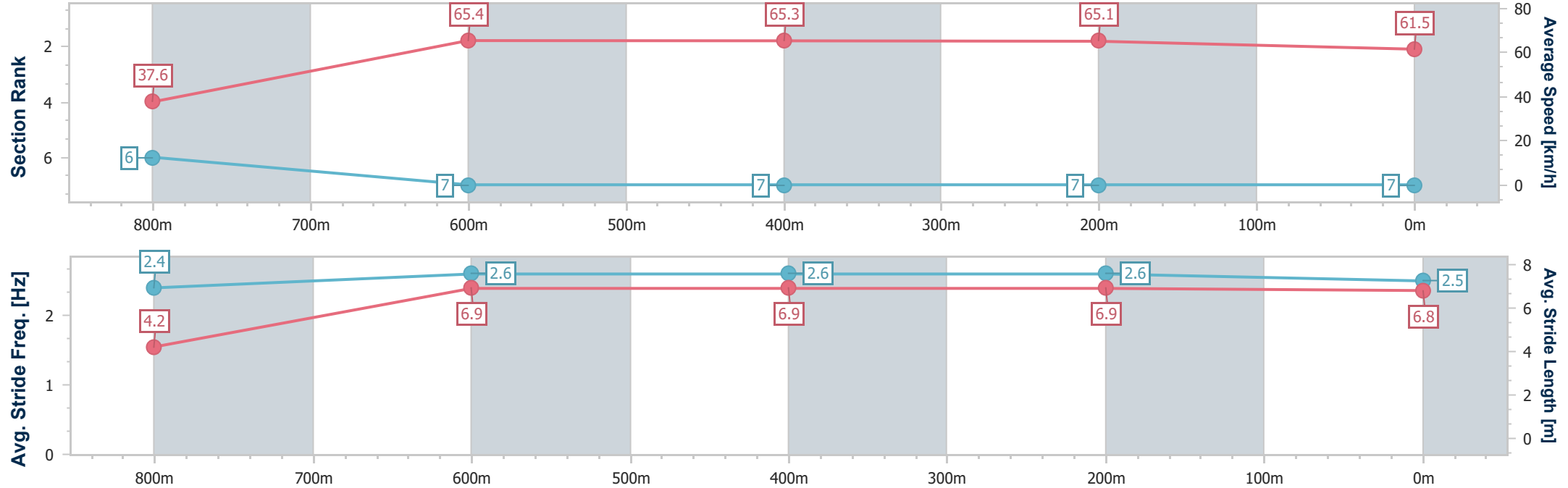
Horse/Jockey Name	Red Boomshakalaka
Final Rank	7
Fastest Section Time (Section)	0:06.76 (Overall)
Top Speed [km/h] (Section)	68.0 (800m)
Race State	Finished



ToowoombaProfessional
Race 6: AG RIGGING BENCHMARK 70 Handicap - 870m
27 December 2025 - 20:27
Track Rating: Good 3, Weather: Fine, Rail Position: +1m Entire Course



Section	Overall	800m	600m	400m	200m								
Section Times	0:51.57 [7] (0:06.76)	0:44.81 [6] (0:11.07)	0:33.74 [7] (0:10.97)	0:22.77 [7] (0:11.08)	0:11.69 [7] (0:11.69)								
Average Speed [km/h]	37.6	65.4	65.3	65.1	61.5								
Top Speed [km/h]	60.5	68.0	67.7	66.5	64.7								
Avg. Dist. to Rail [m]	6.9	2.4	0.5	1.3	2.2								
Avg. Stride Freq. [Hz]	2.4	2.6	2.6	2.6	2.5								
Avg. Stride Length [m]	4.2	6.9	6.9	6.9	6.8								





Toowoomba Professional

Race 7: SHANNON SIGN COMPANY Maiden Handicap - 2000m

27 December 2025 - 21:01



Track Rating: Good 3, Weather: Fine, Rail Position: +1m Entire Course

Section						Overall	1800m	1600m	1400m	1200m	1000m	800m	Last 600m		
Field Times						2:06.61 (0:14.23)	1:52.38 (0:10.94)	1:41.44 (0:11.23)	1:30.21 (0:12.18)	1:18.03 (0:13.31)	1:04.72 (0:13.07)	0:51.65 (0:12.68)	0:38.97		
Rank	TAB	Horse/Jockey	Barrier	Top Speed [km/h]	Fastest Section										Distance Travelled [m]
1	4	DUKE OF BANTRY	8	64.6	0:11.28	2:06.61 [1]	1:51.92 [5]	1:40.42 [5]	1:29.14 [5]	1:17.24 [5]	1:04.32 [5]	0:51.39 [4]	0:38.70		
		Gary Geran		1600m	1600m	(0:14.69)	(0:11.50)	(0:11.28)	(0:11.90)	(0:12.92)	(0:12.93)	(0:12.69)			
2	1	ATTACK FORCE	9	65.7	0:11.27	2:06.63 [2]	1:51.74 [6]	1:39.69 [8]	1:28.42 [8]	1:16.45 [8]	1:03.89 [8]	0:50.79 [8]	0:38.41	+2	
		Adin Thompson		1600m	1600m	(0:14.89)	(0:12.05)	(0:11.27)	(0:11.97)	(0:12.56)	(0:13.10)	(0:12.38)			
3	8	CUT DIAMONDS	5	64.7	0:11.26	2:06.68 [3]	1:51.69 [8]	1:40.39 [6]	1:29.13 [6]	1:17.26 [6]	1:04.20 [7]	0:51.19 [6]	0:38.52	-13	
		Les Tilley		1600m	1600m	(0:14.99)	(0:11.30)	(0:11.26)	(0:11.87)	(0:13.06)	(0:13.01)	(0:12.67)			
4	9	RED VEGAS	7	65.2	0:11.48	2:07.01 [4]	1:51.49 [10]	1:39.78 [10]	1:28.30 [10]	1:16.48 [10]	1:04.61 [6]	0:52.01 [2]	0:39.15	+4	
		Montanna Savva		1600m	1600m	(0:15.52)	(0:11.71)	(0:11.48)	(0:11.82)	(0:11.87)	(0:12.60)	(0:12.86)			
5	7	MISS CHAMONIX	6	63.5	0:11.38	2:07.15 [5]	1:52.24 [7]	1:40.56 [7]	1:29.18 [7]	1:17.11 [7]	1:04.39 [9]	0:51.29 [9]	0:38.78	-4	
		Olivia Kendal		1800m	1600m	(0:14.91)	(0:11.68)	(0:11.38)	(0:12.07)	(0:12.72)	(0:13.10)	(0:12.51)			
6	3	CONCADOR	1	65.1	0:11.20	2:07.16 [6]	1:52.60 [3]	1:41.40 [4]	1:30.16 [4]	1:18.15 [4]	1:04.94 [4]	0:51.65 [7]	0:38.96	-5	
		Billie-Rose Andrew		1600m	1800m	(0:14.56)	(0:11.20)	(0:11.24)	(0:12.01)	(0:13.21)	(0:13.29)	(0:12.69)			
7	2	IN AND AWAY	10	66.6	0:11.06	2:07.33 [7]	1:53.10 [1]	1:42.04 [2]	1:30.71 [2]	1:18.55 [2]	1:05.34 [2]	0:52.37 [1]	0:39.69	-1	
		Rob Thorburn		1800m	1800m	(0:14.23)	(0:11.06)	(0:11.33)	(0:12.16)	(0:13.21)	(0:12.97)	(0:12.68)			
8	5	MELANCOLIE	3	64.9	0:11.55	2:07.36 [8]	1:52.04 [9]	1:40.38 [9]	1:28.83 [9]	1:16.99 [9]	1:04.25 [10]	0:51.26 [10]	0:38.62	-9	
		Brooke Stower		1400m	1600m	(0:15.32)	(0:11.66)	(0:11.55)	(0:11.84)	(0:12.74)	(0:12.99)	(0:12.64)			
9	6	LOVE AIN'T FREE	2	67.6	0:10.86	2:08.35 [9]	1:54.04 [2]	1:43.18 [1]	1:31.95 [1]	1:19.77 [1]	1:06.46 [1]	0:53.34 [3]	0:40.58	-5	
		Hannah Richardson		1800m	1800m	(0:14.31)	(0:10.86)	(0:11.23)	(0:12.18)	(0:13.31)	(0:13.12)	(0:12.76)			
10	10	TWO TIME GIRL	4	66.1	0:11.07	2:10.79 [10]	1:56.21 [4]	1:45.14 [3]	1:33.89 [3]	1:21.80 [3]	1:08.71 [3]	0:55.51 [5]	0:42.59	-4	
		Jason Taylor		1800m	1800m	(0:14.58)	(0:11.07)	(0:11.25)	(0:12.09)	(0:13.09)	(0:13.20)	(0:12.92)			



Toowoomba Professional

Race 7: SHANNON SIGN COMPANY Maiden Handicap - 2000m

27 December 2025 - 21:01



Track Rating: Good 3, Weather: Fine, Rail Position: +1m Entire Course

Section							600m	400m	200m	Last 600m		
Field Times							0:38.97 (0:12.98)	0:25.99 (0:12.95)	0:13.04 (0:13.04)	0:38.97		
Rank	TAB	Horse/Jockey	Barrier	Top Speed [km/h]	Fastest Section					Margin		
1	4	DUKE OF BANTRY	8	64.6	0:11.28	0:38.70 [4]	0:25.90 [3]	0:13.00 [2]	2:06.61	0:38.70		
		Gary Geran		1600m	1600m	(0:12.80)	(0:12.90)	(0:13.00)				
2	1	ATTACK FORCE	9	65.7	0:11.27	0:38.41 [8]	0:25.73 [5]	0:13.02 [3]	0.12L	0:38.41 +2		
		Adin Thompson		1600m	1600m	(0:12.68)	(0:12.71)	(0:13.02)				
3	8	CUT DIAMONDS	5	64.7	0:11.26	0:38.52 [5]	0:25.79 [4]	0:13.05 [4]	0.4L	0:38.52 -13		
		Les Tilley		1600m	1600m	(0:12.73)	(0:12.74)	(0:13.05)				
4	9	RED VEGAS	7	65.2	0:11.48	0:39.15 [3]	0:26.10 [6]	0:13.05 [5]	2.33L	0:39.15 +4		
		Montanna Savva		1600m	1600m	(0:13.05)	(0:13.05)	(0:13.05)				
5	7	MISS CHAMONIX	6	63.5	0:11.38	0:38.78 [9]	0:25.99 [8]	0:13.05 [6]	3.17L	0:38.78 -4		
		Olivia Kendal		1800m	1600m	(0:12.79)	(0:12.94)	(0:13.05)				
6	3	CONCADOR	1	65.1	0:11.20	0:38.96 [6]	0:26.08 [7]	0:13.05 [7]	3.22L	0:38.96 -5		
		Billie-Rose Andrew		1600m	1800m	(0:12.88)	(0:13.03)	(0:13.05)				
7	2	IN AND AWAY	10	66.6	0:11.06	0:39.69 [1]	0:26.71 [1]	0:13.76 [1]	4.18L	0:39.69 -1		
		Rob Thorburn		1800m	1800m	(0:12.98)	(0:12.95)	(0:13.76)				
8	5	MELANCOLIE	3	64.9	0:11.55	0:38.62 [10]	0:25.48 [10]	0:12.66 [9]	4.37L	0:38.62 -9		
		Brooke Stower		1400m	1600m	(0:13.14)	(0:12.82)	(0:12.66)				
9	6	LOVE AIN'T FREE	2	67.6	0:10.86	0:40.58 [2]	0:27.67 [2]	0:14.08 [8]	10.21L	0:40.58 -5		
		Hannah Richardson		1800m	1800m	(0:12.91)	(0:13.59)	(0:14.08)				
10	10	TWO TIME GIRL	4	66.1	0:11.07	0:42.59 [7]	0:29.16 [9]	0:14.85 [10]	24.58L	0:42.59 -4		
		Jason Taylor		1800m	1800m	(0:13.43)	(0:14.31)	(0:14.85)				



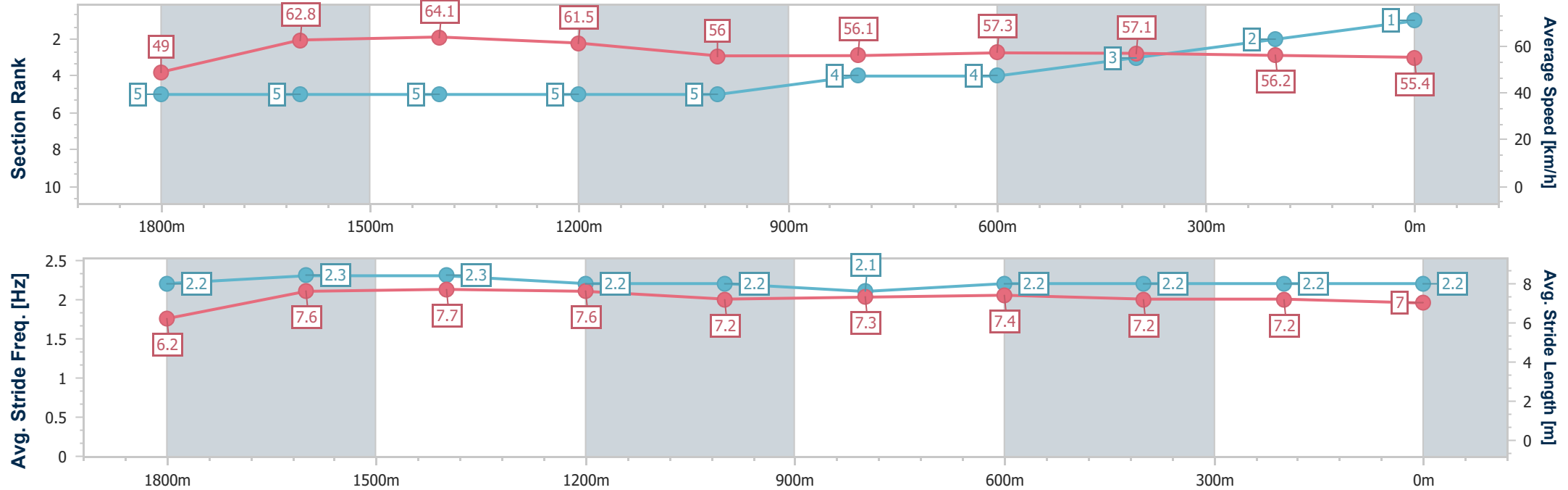
Horse/Jockey Name	Duke Of Bantry
Final Rank	1
Fastest Section Time (Section)	0:11.28 (1600m)
Top Speed [km/h] (Section)	64.6 (1600m)
Race State	Finished



ToowoombaProfessional
Race 7: SHANNON SIGN COMPANY Maiden Handicap - 2000m
27 December 2025 - 21:01
Track Rating: Good 3, Weather: Fine, Rail Position: +1m Entire Course



Section	Overall	1800m	1600m	1400m	1200m	1000m	800m	600m	400m	200m			
Section Times	2:06.61 [1] (0:14.69)	1:51.92 [5] (0:11.50)	1:40.42 [5] (0:11.28)	1:29.14 [5] (0:11.90)	1:17.24 [5] (0:12.92)	1:04.32 [5] (0:12.93)	0:51.39 [4] (0:12.69)	0:38.70 [4] (0:12.80)	0:25.90 [3] (0:12.90)	0:13.00 [2] (0:13.00)			
Average Speed [km/h]	49.0	62.8	64.1	61.5	56.0	56.1	57.3	57.1	56.2	55.4			
Top Speed [km/h]	64.1	64.3	64.6	63.0	59.6	57.0	58.2	57.9	57.1	57.0			
Avg. Dist. to Rail [m]	4.4	0.7	1.3	3.1	4.5	2.5	2.6	2.6	2.7	1.7			
Avg. Stride Freq. [Hz]	2.2	2.3	2.3	2.2	2.2	2.1	2.2	2.2	2.2	2.2			
Avg. Stride Length [m]	6.2	7.6	7.7	7.6	7.2	7.3	7.4	7.2	7.2	7.0			



[] Ranking at each section and finish
- - - - No data available at this section
NA No data available



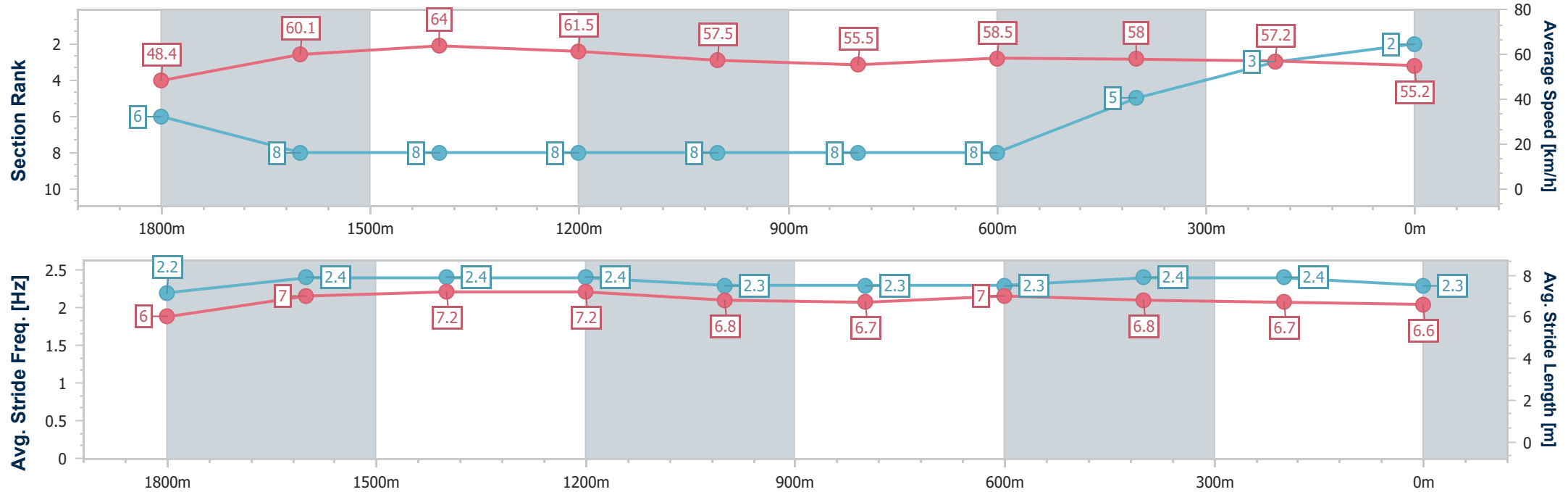
Horse/Jockey Name	Attack Force
Final Rank	2
Fastest Section Time (Section)	0:11.27 (1600m)
Top Speed [km/h] (Section)	65.7 (1600m)
Race State	Finished



ToowoombaProfessional
Race 7: SHANNON SIGN COMPANY Maiden Handicap - 2000m
27 December 2025 - 21:01
Track Rating: Good 3, Weather: Fine, Rail Position: +1m Entire Course



Section	Overall	1800m	1600m	1400m	1200m	1000m	800m	600m	400m	200m			
Section Times	2:06.63 [2] (0:14.89)	1:51.74 [6] (0:12.05)	1:39.69 [8] (0:11.27)	1:28.42 [8] (0:11.97)	1:16.45 [8] (0:12.56)	1:03.89 [8] (0:13.10)	0:50.79 [8] (0:12.38)	0:38.41 [8] (0:12.68)	0:25.73 [5] (0:12.71)	0:13.02 [3] (0:13.02)			
Average Speed [km/h]	48.4	60.1	64.0	61.5	57.5	55.5	58.5	58.0	57.2	55.2			
Top Speed [km/h]	62.3	62.1	65.7	64.5	59.8	56.8	61.0	60.3	58.2	56.7			
Avg. Dist. to Rail [m]	6.4	0.8	2.0	3.5	3.5	2.8	3.1	3.8	3.0	3.1			
Avg. Stride Freq. [Hz]	2.2	2.4	2.4	2.4	2.3	2.3	2.3	2.4	2.4	2.3			
Avg. Stride Length [m]	6.0	7.0	7.2	7.2	6.8	6.7	7.0	6.8	6.7	6.6			



[] Ranking at each section and finish
- - - - No data available at this section
NA No data available



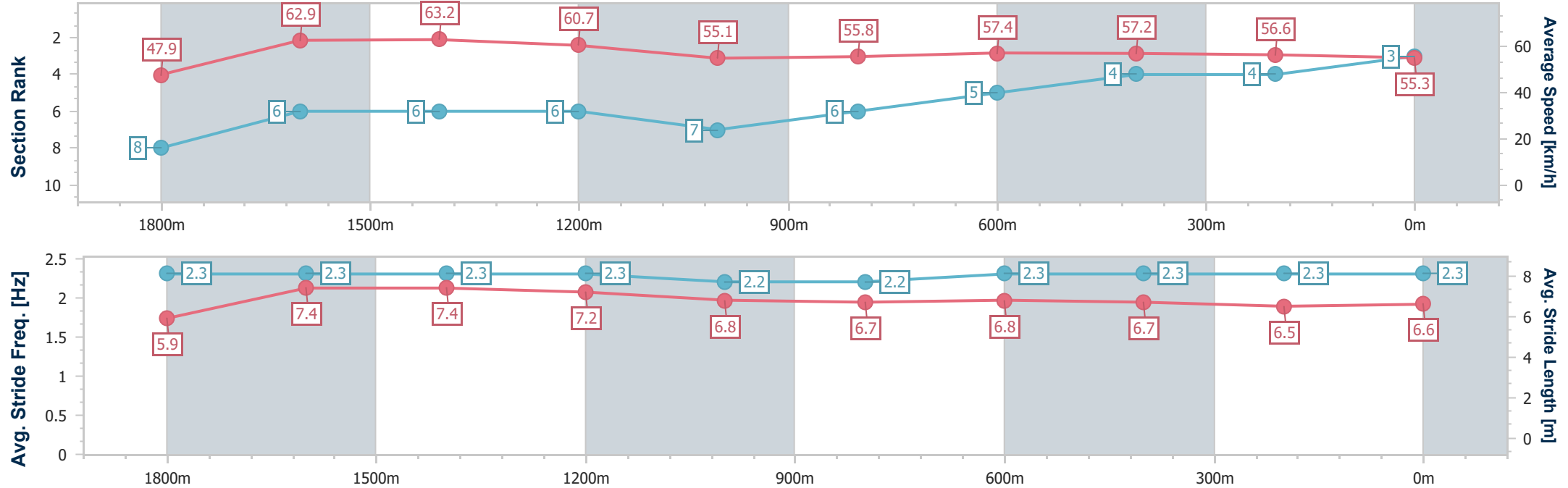
Horse/Jockey Name	Cut Diamonds
Final Rank	3
Fastest Section Time (Section)	0:11.26 (1600m)
Top Speed [km/h] (Section)	64.7 (1600m)
Race State	Finished



ToowoombaProfessional
Race 7: SHANNON SIGN COMPANY Maiden Handicap - 2000m
27 December 2025 - 21:01
Track Rating: Good 3, Weather: Fine, Rail Position: +1m Entire Course



Section	Overall	1800m	1600m	1400m	1200m	1000m	800m	600m	400m	200m			
Section Times	2:06.68 [3] (0:14.99)	1:51.69 [8] (0:11.30)	1:40.39 [6] (0:11.26)	1:29.13 [6] (0:11.87)	1:17.26 [6] (0:13.06)	1:04.20 [7] (0:13.01)	0:51.19 [6] (0:12.67)	0:38.52 [5] (0:12.73)	0:25.79 [4] (0:12.74)	0:13.05 [4] (0:13.05)			
Average Speed [km/h]	47.9	62.9	63.2	60.7	55.1	55.8	57.4	57.2	56.6	55.3			
Top Speed [km/h]	62.9	63.9	64.7	64.4	58.7	57.2	58.8	58.6	57.5	55.7			
Avg. Dist. to Rail [m]	2.2	3.1	1.9	0.8	1.3	2.3	2.2	2.3	1.5	1.4			
Avg. Stride Freq. [Hz]	2.3	2.3	2.3	2.3	2.2	2.2	2.3	2.3	2.3	2.3			
Avg. Stride Length [m]	5.9	7.4	7.4	7.2	6.8	6.7	6.8	6.7	6.5	6.6			



[] Ranking at each section and finish
-.-.- No data available at this section
NA No data available



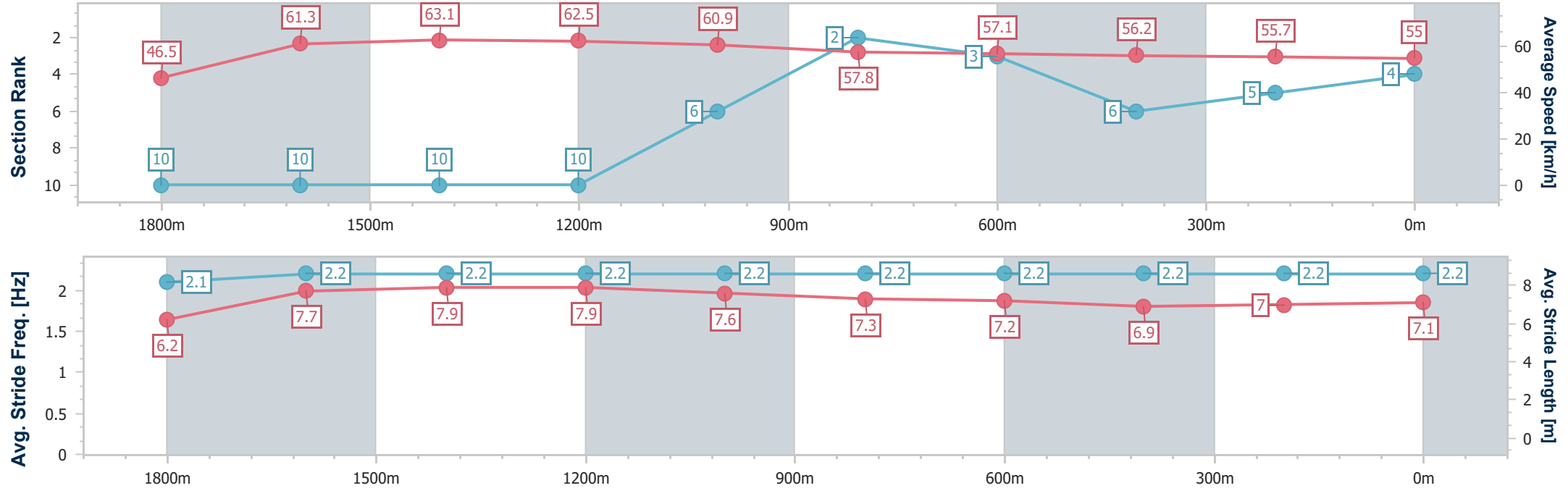
Horse/Jockey Name	Red Vegas
Final Rank	4
Fastest Section Time (Section)	0:11.48 (1600m)
Top Speed [km/h] (Section)	65.2 (1600m)
Race State	Finished



ToowoombaProfessional
Race 7: SHANNON SIGN COMPANY Maiden Handicap - 2000m
27 December 2025 - 21:01
Track Rating: Good 3, Weather: Fine, Rail Position: +1m Entire Course



Section	Overall	1800m	1600m	1400m	1200m	1000m	800m	600m	400m	200m			
Section Times	2:07.01 [4] (0:15.52)	1:51.49 [10] (0:11.71)	1:39.78 [10] (0:11.48)	1:28.30 [10] (0:11.82)	1:16.48 [10] (0:11.87)	1:04.61 [6] (0:12.60)	0:52.01 [2] (0:12.86)	0:39.15 [3] (0:13.05)	0:26.10 [6] (0:13.05)	0:13.05 [5] (0:13.05)			
Average Speed [km/h]	46.5	61.3	63.1	62.5	60.9	57.8	57.1	56.2	55.7	55.0			
Top Speed [km/h]	62.8	63.1	65.2	64.2	62.5	59.0	58.1	57.7	56.9	55.8			
Avg. Dist. to Rail [m]	4.0	0.8	2.6	4.1	4.8	4.2	4.5	3.7	2.1	1.4			
Avg. Stride Freq. [Hz]	2.1	2.2	2.2	2.2	2.2	2.2	2.2	2.2	2.2	2.2			
Avg. Stride Length [m]	6.2	7.7	7.9	7.9	7.6	7.3	7.2	6.9	7.0	7.1			



[] Ranking at each section and finish
- - - - - No data available at this section
NA No data available



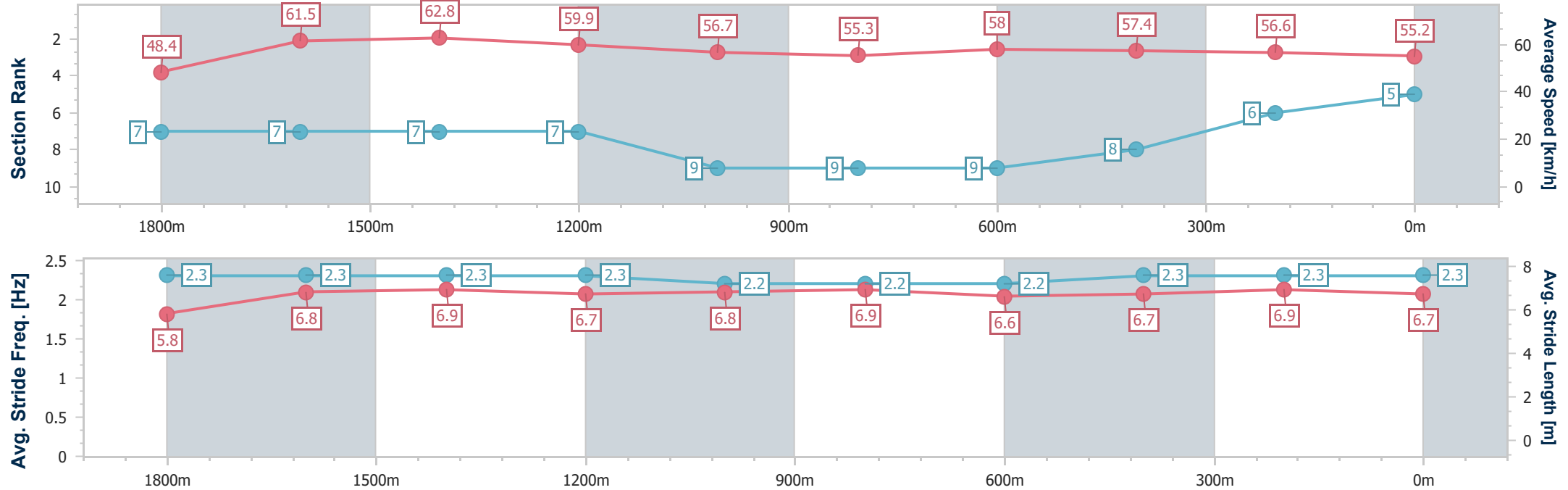
Horse/Jockey Name	Miss Chamonix
Final Rank	5
Fastest Section Time (Section)	0:11.38 (1600m)
Top Speed [km/h] (Section)	63.5 (1800m)
Race State	Finished



ToowoombaProfessional
Race 7: SHANNON SIGN COMPANY Maiden Handicap - 2000m
27 December 2025 - 21:01
Track Rating: Good 3, Weather: Fine, Rail Position: +1m Entire Course



Section	Overall	1800m	1600m	1400m	1200m	1000m	800m	600m	400m	200m			
Section Times	2:07.15 [5] (0:14.91)	1:52.24 [7] (0:11.68)	1:40.56 [7] (0:11.38)	1:29.18 [7] (0:12.07)	1:17.11 [7] (0:12.72)	1:04.39 [9] (0:13.10)	0:51.29 [9] (0:12.51)	0:38.78 [9] (0:12.79)	0:25.99 [8] (0:12.94)	0:13.05 [6] (0:13.05)			
Average Speed [km/h]	48.4	61.5	62.8	59.9	56.7	55.3	58.0	57.4	56.6	55.2			
Top Speed [km/h]	62.8	63.5	63.3	62.9	59.1	57.6	60.6	60.1	57.4	56.1			
Avg. Dist. to Rail [m]	4.3	0.6	1.5	1.3	2.7	2.0	3.4	3.7	3.8	4.1			
Avg. Stride Freq. [Hz]	2.3	2.3	2.3	2.3	2.2	2.2	2.2	2.3	2.3	2.3			
Avg. Stride Length [m]	5.8	6.8	6.9	6.7	6.8	6.9	6.6	6.7	6.9	6.7			



[] Ranking at each section and finish
-.-.- No data available at this section
NA No data available



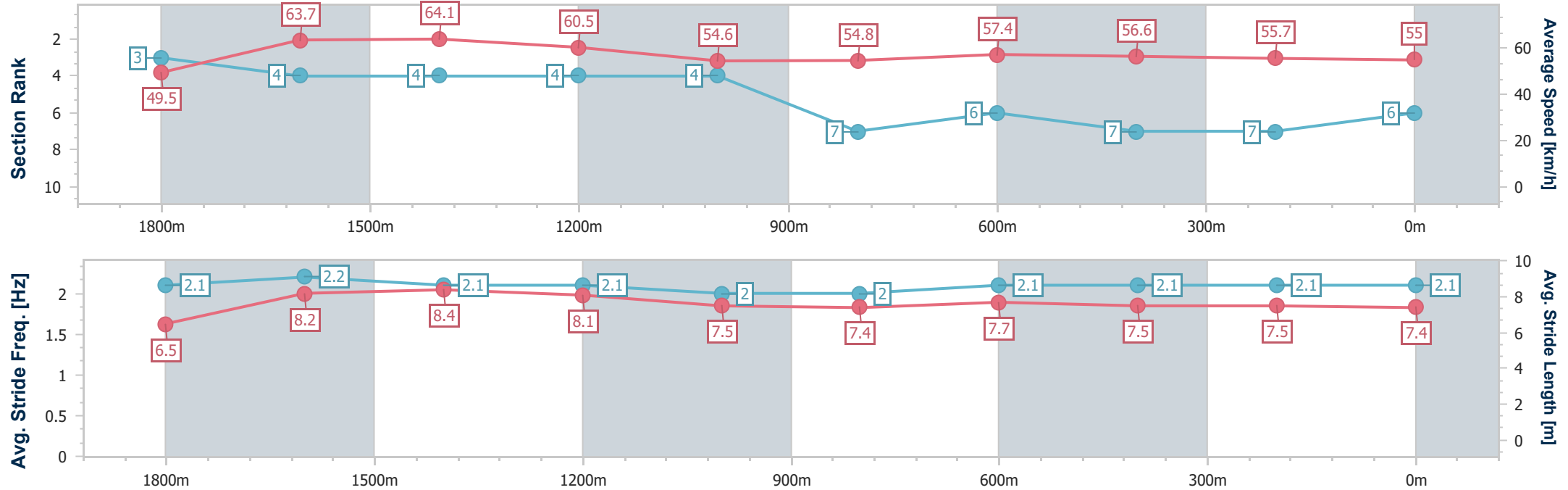
Horse/Jockey Name	Concador
Final Rank	6
Fastest Section Time (Section)	0:11.20 (1800m)
Top Speed [km/h] (Section)	65.1 (1600m)
Race State	Finished



ToowoombaProfessional
Race 7: SHANNON SIGN COMPANY Maiden Handicap - 2000m
27 December 2025 - 21:01
Track Rating: Good 3, Weather: Fine, Rail Position: +1m Entire Course



Section	Overall	1800m	1600m	1400m	1200m	1000m	800m	600m	400m	200m			
Section Times	2:07.16 [6] (0:14.56)	1:52.60 [3] (0:11.20)	1:41.40 [4] (0:11.24)	1:30.16 [4] (0:12.01)	1:18.15 [4] (0:13.21)	1:04.94 [4] (0:13.29)	0:51.65 [7] (0:12.69)	0:38.96 [6] (0:12.88)	0:26.08 [7] (0:13.03)	0:13.05 [7] (0:13.05)			
Average Speed [km/h]	49.5	63.7	64.1	60.5	54.6	54.8	57.4	56.6	55.7	55.0			
Top Speed [km/h]	64.1	64.4	65.1	64.5	57.5	56.4	58.4	57.6	56.4	55.9			
Avg. Dist. to Rail [m]	0.9	1.6	0.7	2.0	3.4	3.3	2.6	2.8	1.7	1.5			
Avg. Stride Freq. [Hz]	2.1	2.2	2.1	2.1	2.0	2.0	2.1	2.1	2.1	2.1			
Avg. Stride Length [m]	6.5	8.2	8.4	8.1	7.5	7.4	7.7	7.5	7.5	7.4			



[] Ranking at each section and finish
- - - - - No data available at this section
NA No data available



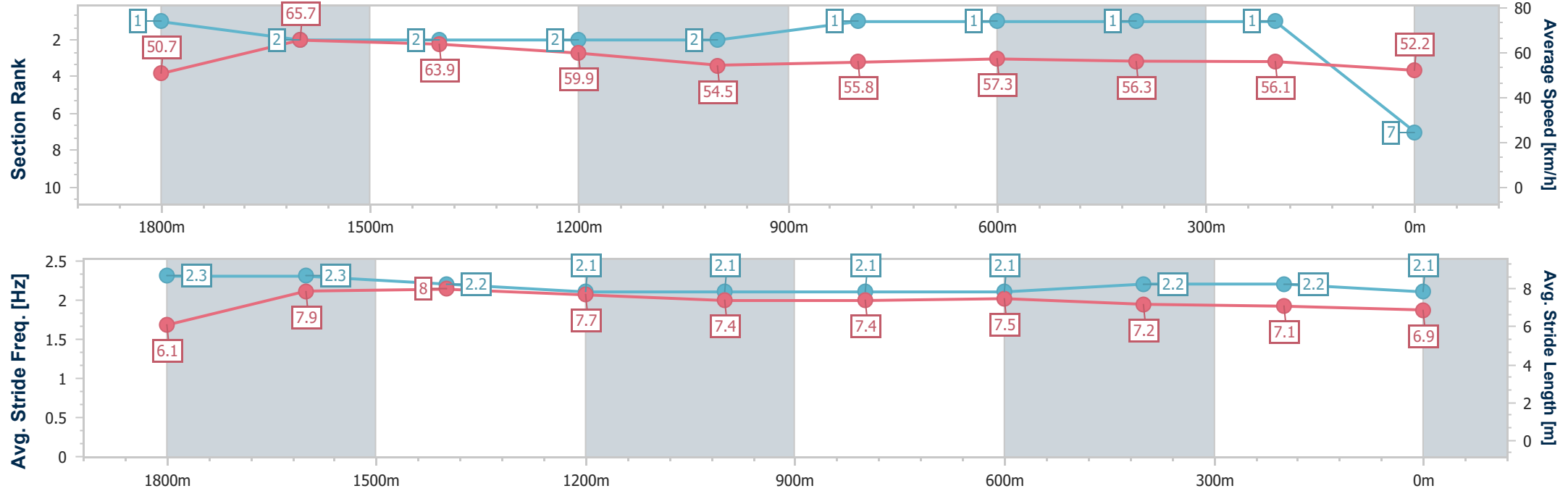
Horse/Jockey Name	In And Away
Final Rank	7
Fastest Section Time (Section)	0:11.06 (1800m)
Top Speed [km/h] (Section)	66.6 (1800m)
Race State	Finished



ToowoombaProfessional
Race 7: SHANNON SIGN COMPANY Maiden Handicap - 2000m
27 December 2025 - 21:01
Track Rating: Good 3, Weather: Fine, Rail Position: +1m Entire Course



Section	Overall	1800m	1600m	1400m	1200m	1000m	800m	600m	400m	200m			
Section Times	2:07.33 [7] (0:14.23)	1:53.10 [1] (0:11.06)	1:42.04 [2] (0:11.33)	1:30.71 [2] (0:12.16)	1:18.55 [2] (0:13.21)	1:05.34 [2] (0:12.97)	0:52.37 [1] (0:12.68)	0:39.69 [1] (0:12.98)	0:26.71 [1] (0:12.95)	0:13.76 [1] (0:13.76)			
Average Speed [km/h]	50.7	65.7	63.9	59.9	54.5	55.8	57.3	56.3	56.1	52.2			
Top Speed [km/h]	66.5	66.6	66.1	62.4	57.0	57.0	57.6	57.8	57.1	55.0			
Avg. Dist. to Rail [m]	6.7	1.5	1.5	2.4	2.7	2.1	2.3	3.3	1.2	1.9			
Avg. Stride Freq. [Hz]	2.3	2.3	2.2	2.1	2.1	2.1	2.1	2.2	2.2	2.1			
Avg. Stride Length [m]	6.1	7.9	8.0	7.7	7.4	7.4	7.5	7.2	7.1	6.9			



[] Ranking at each section and finish
- - - - No data available at this section
NA No data available



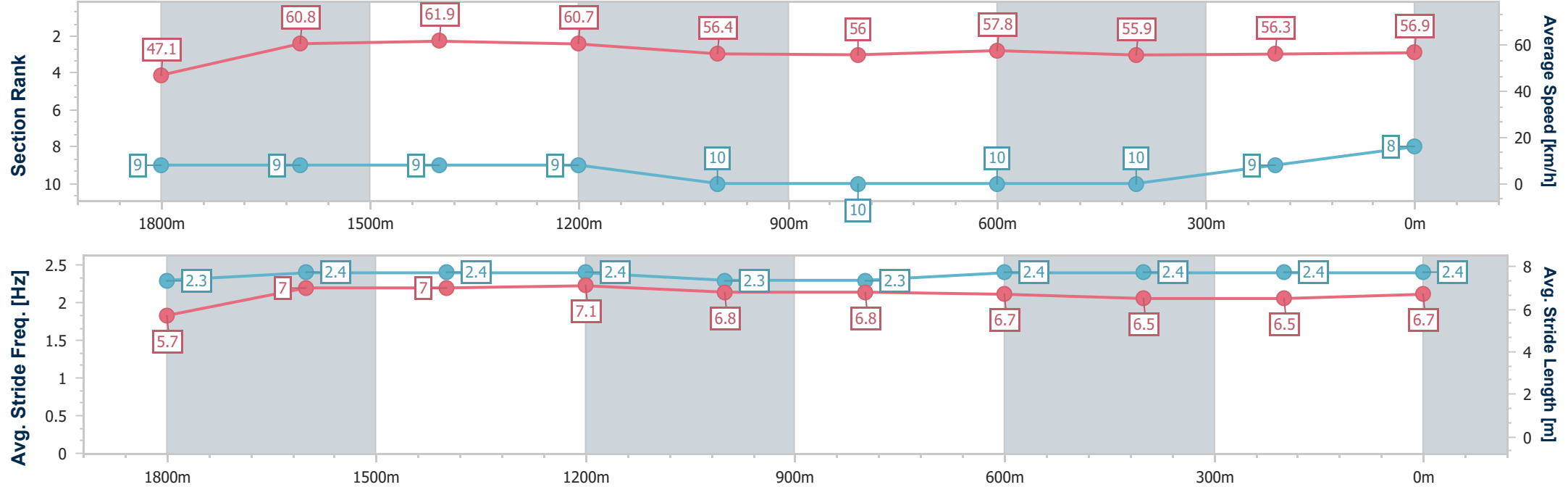
Horse/Jockey Name	Melancolie
Final Rank	8
Fastest Section Time (Section)	0:11.55 (1600m)
Top Speed [km/h] (Section)	64.9 (1400m)
Race State	Finished



ToowoombaProfessional
Race 7: SHANNON SIGN COMPANY Maiden Handicap - 2000m
27 December 2025 - 21:01
Track Rating: Good 3, Weather: Fine, Rail Position: +1m Entire Course



Section	Overall	1800m	1600m	1400m	1200m	1000m	800m	600m	400m	200m			
Section Times	2:07.36 [8] (0:15.32)	1:52.04 [9] (0:11.66)	1:40.38 [9] (0:11.55)	1:28.83 [9] (0:11.84)	1:16.99 [9] (0:12.74)	1:04.25 [10] (0:12.99)	0:51.26 [10] (0:12.64)	0:38.62 [10] (0:13.14)	0:25.48 [10] (0:12.82)	0:12.66 [9] (0:12.66)			
Average Speed [km/h]	47.1	60.8	61.9	60.7	56.4	56.0	57.8	55.9	56.3	56.9			
Top Speed [km/h]	61.4	61.8	64.6	64.9	59.4	57.7	59.5	58.6	56.9	57.8			
Avg. Dist. to Rail [m]	2.0	2.8	1.5	0.8	2.7	3.3	3.8	3.9	1.6	3.7			
Avg. Stride Freq. [Hz]	2.3	2.4	2.4	2.4	2.3	2.3	2.4	2.4	2.4	2.4			
Avg. Stride Length [m]	5.7	7.0	7.0	7.1	6.8	6.8	6.7	6.5	6.5	6.7			



[] Ranking at each section and finish
- - - - No data available at this section
NA No data available



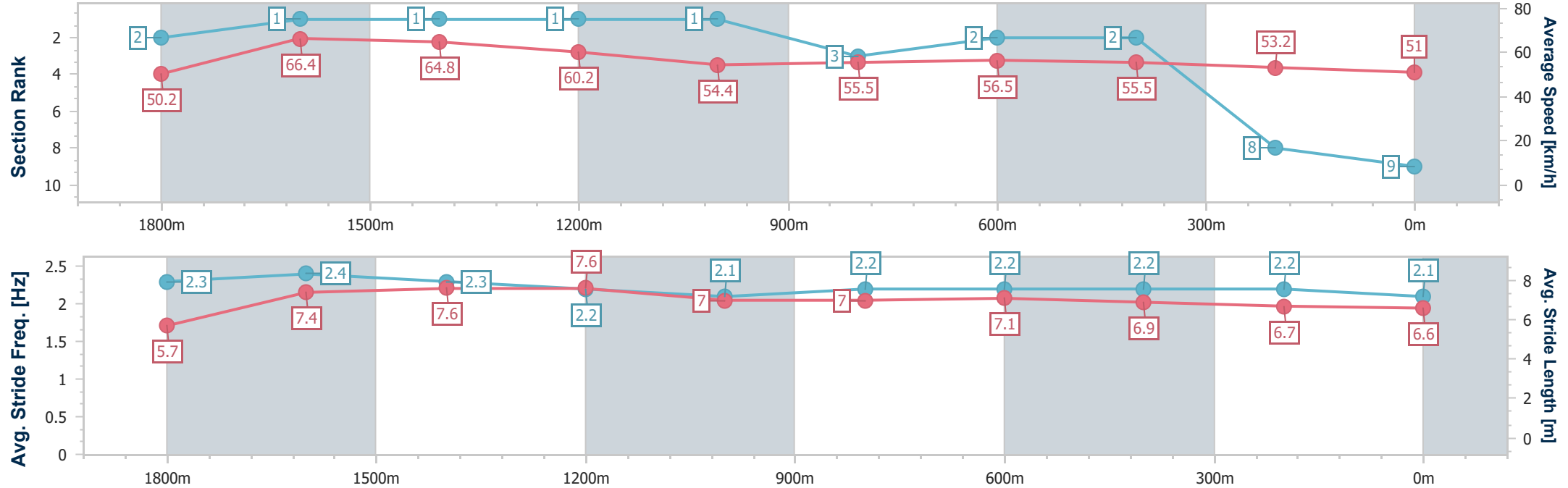
Horse/Jockey Name	Love Ain't Free
Final Rank	9
Fastest Section Time (Section)	0:10.86 (1800m)
Top Speed [km/h] (Section)	67.6 (1800m)
Race State	Finished



ToowoombaProfessional
Race 7: SHANNON SIGN COMPANY Maiden Handicap - 2000m
27 December 2025 - 21:01
Track Rating: Good 3, Weather: Fine, Rail Position: +1m Entire Course



Section	Overall	1800m	1600m	1400m	1200m	1000m	800m	600m	400m	200m			
Section Times	2:08.35 [9] (0:14.31)	1:54.04 [2] (0:10.86)	1:43.18 [1] (0:11.23)	1:31.95 [1] (0:12.18)	1:19.77 [1] (0:13.31)	1:06.46 [1] (0:13.12)	0:53.34 [3] (0:12.76)	0:40.58 [2] (0:12.91)	0:27.67 [2] (0:13.59)	0:14.08 [8] (0:14.08)			
Average Speed [km/h]	50.2	66.4	64.8	60.2	54.4	55.5	56.5	55.5	53.2	51.0			
Top Speed [km/h]	66.5	67.6	67.3	63.5	57.8	57.2	57.2	56.9	53.9	51.9			
Avg. Dist. to Rail [m]	2.0	0.5	2.8	3.9	4.1	3.1	0.6	1.1	0.6	1.1			
Avg. Stride Freq. [Hz]	2.3	2.4	2.3	2.2	2.1	2.2	2.2	2.2	2.2	2.1			
Avg. Stride Length [m]	5.7	7.4	7.6	7.6	7.0	7.0	7.1	6.9	6.7	6.6			





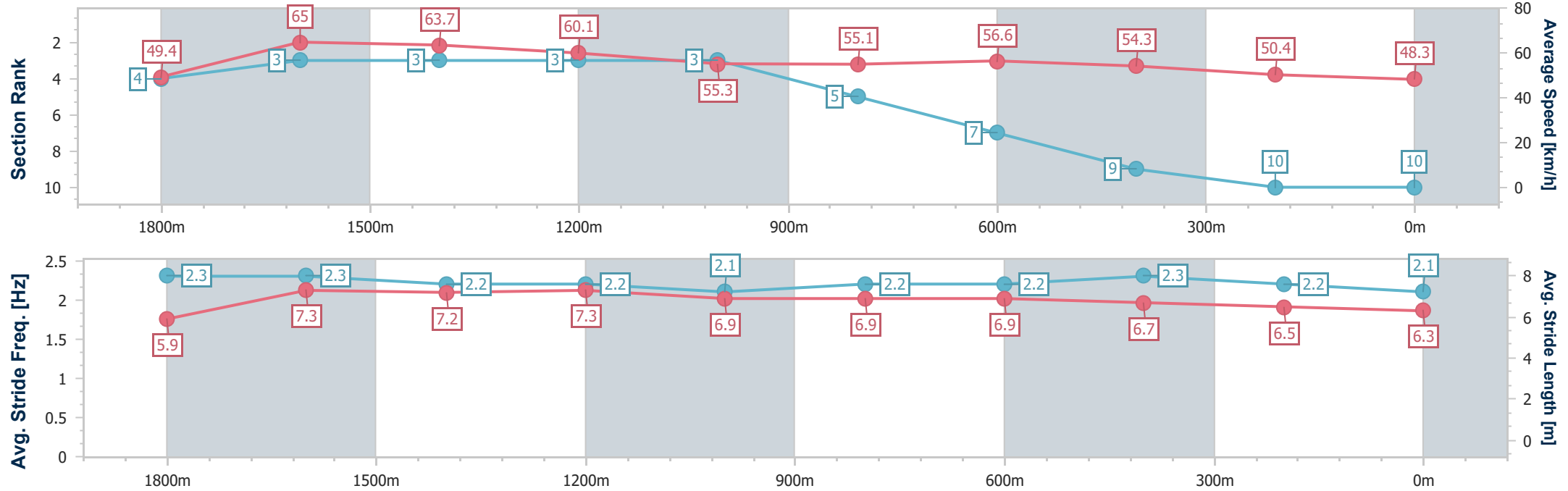
Horse/Jockey Name	Two Time Girl
Final Rank	10
Fastest Section Time (Section)	0:11.07 (1800m)
Top Speed [km/h] (Section)	66.1 (1800m)
Race State	Finished



ToowoombaProfessional
Race 7: SHANNON SIGN COMPANY Maiden Handicap - 2000m
27 December 2025 - 21:01
Track Rating: Good 3, Weather: Fine, Rail Position: +1m Entire Course



Section	Overall	1800m	1600m	1400m	1200m	1000m	800m	600m	400m	200m			
Section Times	2:10.79 [10] (0:14.58)	1:56.21 [4] (0:11.07)	1:45.14 [3] (0:11.25)	1:33.89 [3] (0:12.09)	1:21.80 [3] (0:13.09)	1:08.71 [3] (0:13.20)	0:55.51 [5] (0:12.92)	0:42.59 [7] (0:13.43)	0:29.16 [9] (0:14.31)	0:14.85 [10] (0:14.85)			
Average Speed [km/h]	49.4	65.0	63.7	60.1	55.3	55.1	56.6	54.3	50.4	48.3			
Top Speed [km/h]	64.3	66.1	65.7	63.6	58.8	56.5	57.4	56.3	52.4	49.1			
Avg. Dist. to Rail [m]	1.3	1.1	0.6	2.0	4.6	3.6	3.9	3.3	0.6	0.6			
Avg. Stride Freq. [Hz]	2.3	2.3	2.2	2.2	2.1	2.2	2.2	2.3	2.2	2.1			
Avg. Stride Length [m]	5.9	7.3	7.2	7.3	6.9	6.9	6.9	6.7	6.5	6.3			



[] Ranking at each section and finish
- - - - - No data available at this section
NA No data available