



MackayProfessional

Race 1: Sky Racing QTIS Two-Years-Old Handicap - 1100m

30 December 2025 - 13:34



MACKAY TURF CLUB
Ooralea Racecourse

Track Rating: Good 4, Weather: Overcast, Rail Position: True

Section		Overall				1000m	800m	600m	400m	200m	Last 600m		
Field Times		1:05.68				0:57.86	0:47.05	0:36.42	0:24.85	0:12.83	0:36.42		
		(0:07.82)				(0:10.81)	(0:10.63)	(0:11.57)	(0:12.02)	(0:12.83)			
Rank	TAB	Horse/Jockey	Barrier	Top Speed [km/h]	Fastest Section							Margin	Distance Travelled [m]
1	3	COAL SEAM	5	68.0	0:08.14	1:05.68 [1]	0:57.54 [5]	0:46.75 [5]	0:35.96 [5]	0:24.68 [5]	0:12.83 [1]	1:05.68	0:35.96
		Ryan Wiggins		800m	Overall	(0:08.14)	(0:10.79)	(0:10.79)	(0:11.28)	(0:11.85)	(0:12.83)		
2	6	FELIPITY	6	68.3	0:08.17	1:05.94 [2]	0:57.77 [6]	0:46.92 [6]	0:36.06 [6]	0:24.61 [6]	0:12.79 [4]	1.54L	0:36.06
		Sean Cormack		1000m	Overall	(0:08.17)	(0:10.85)	(0:10.86)	(0:11.45)	(0:11.82)	(0:12.79)		+5
3	1	BARBARIAN KING	2	68.6	0:07.89	1:06.07 [3]	0:58.18 [3]	0:47.39 [3]	0:36.60 [3]	0:25.21 [2]	0:13.10 [3]	2.3L	0:36.60
		Raul Silvera Olivera		1000m	Overall	(0:07.89)	(0:10.79)	(0:10.79)	(0:11.39)	(0:12.11)	(0:13.10)		+2
4	7	ANDERS KISS	4	69.8	0:07.82	1:06.15 [4]	0:58.33 [2]	0:47.49 [2]	0:36.89 [1]	0:25.32 [1]	0:13.21 [2]	2.78L	0:36.89
		Adam Sewell		800m	Overall	(0:07.82)	(0:10.84)	(0:10.60)	(0:11.57)	(0:12.11)	(0:13.21)		+4
5	2	BIG BARRY	3	68.4	0:08.07	1:06.37 [5]	0:58.30 [4]	0:47.57 [4]	0:36.78 [4]	0:25.41 [4]	0:13.21 [5]	4.03L	0:36.78
		Aidan Holt		1000m	Overall	(0:08.07)	(0:10.73)	(0:10.79)	(0:11.37)	(0:12.20)	(0:13.21)		-1
6	4	ON LOCATION	1	68.5	0:07.82	1:08.08 [6]	1:00.26 [1]	0:49.45 [1]	0:38.64 [2]	0:27.18 [3]	0:14.67 [6]	14.12L	0:38.64
		Ashley Butler		800m	Overall	(0:07.82)	(0:10.81)	(0:10.81)	(0:11.46)	(0:12.51)	(0:14.67)		-4

Scratched: Good One Cecil (#5)



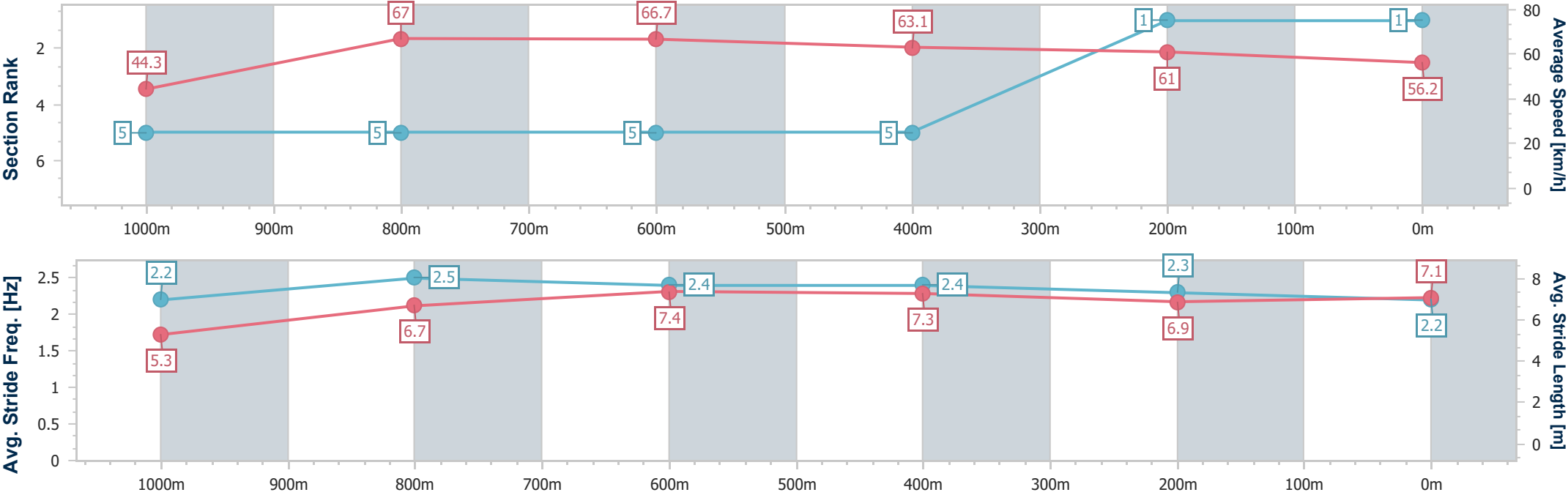
Horse/Jockey Name	Coal Seam
Final Rank	1
Fastest Section Time (Section)	0:08.14 (Overall)
Top Speed [km/h] (Section)	68.0 (800m)
Race State	Finished



MackayProfessional
Race 1: Sky Racing QTIS Two-Years-Old Handicap - 1100m
30 December 2025 - 13:34
Track Rating: Good 4, Weather: Overcast, Rail Position: True



Section	Overall	1000m	800m	600m	400m	200m							
Section Times	1:05.68 [1] (0:08.14)	0:57.54 [5] (0:10.79)	0:46.75 [5] (0:10.79)	0:35.96 [5] (0:11.28)	0:24.68 [5] (0:11.85)	0:12.83 [1] (0:12.83)							
Average Speed [km/h]	44.3	67.0	66.7	63.1	61.0	56.2							
Top Speed [km/h]	63.6	67.9	68.0	65.1	61.8	60.5							
Avg. Dist. to Rail [m]	6.5	1.1	0.3	1.0	3.3	5.4							
Avg. Stride Freq. [Hz]	2.2	2.5	2.4	2.4	2.3	2.2							
Avg. Stride Length [m]	5.3	6.7	7.4	7.3	6.9	7.1							





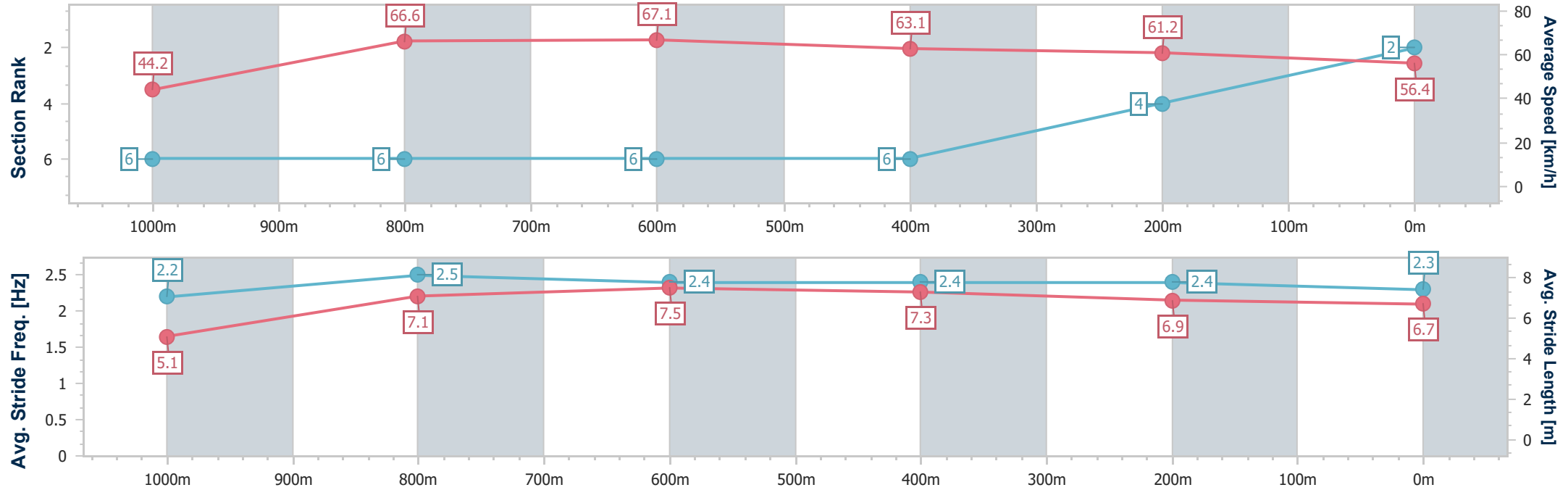
Horse/Jockey Name	Felipity
Final Rank	2
Fastest Section Time (Section)	0:08.17 (Overall)
Top Speed [km/h] (Section)	68.3 (1000m)
Race State	Finished



MackayProfessional
Race 1: Sky Racing QTIS Two-Years-Old Handicap - 1100m
30 December 2025 - 13:34
Track Rating: Good 4, Weather: Overcast, Rail Position: True



Section	Overall	1000m	800m	600m	400m	200m							
Section Times	1:05.94 [2] (0:08.17)	0:57.77 [6] (0:10.85)	0:46.92 [6] (0:10.86)	0:36.06 [6] (0:11.45)	0:24.61 [6] (0:11.82)	0:12.79 [4] (0:12.79)							
Average Speed [km/h]	44.2	66.6	67.1	63.1	61.2	56.4							
Top Speed [km/h]	60.6	68.3	67.5	64.7	62.2	60.1							
Avg. Dist. to Rail [m]	7.7	2.1	2.5	1.0	3.1	5.2							
Avg. Stride Freq. [Hz]	2.2	2.5	2.4	2.4	2.4	2.3							
Avg. Stride Length [m]	5.1	7.1	7.5	7.3	6.9	6.7							





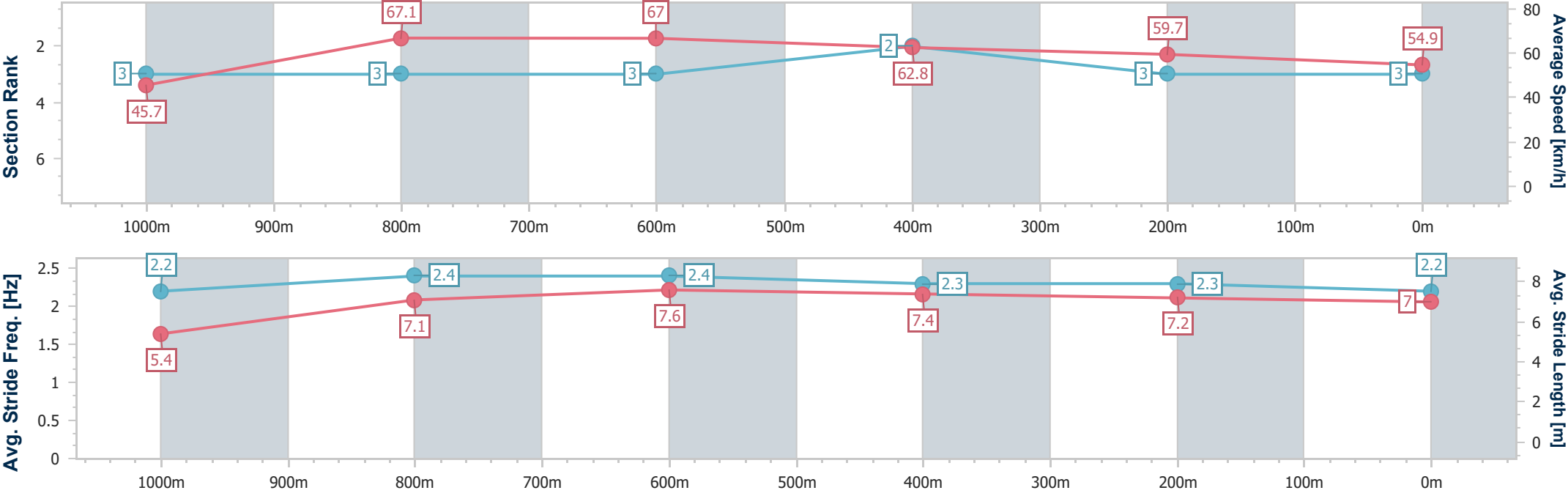
Horse/Jockey Name	Barbarian King
Final Rank	3
Fastest Section Time (Section)	0:07.89 (Overall)
Top Speed [km/h] (Section)	68.6 (1000m)
Race State	Finished



MackayProfessional
Race 1: Sky Racing QTIS Two-Years-Old Handicap - 1100m
30 December 2025 - 13:34
Track Rating: Good 4, Weather: Overcast, Rail Position: True



Section	Overall	1000m	800m	600m	400m	200m							
Section Times	1:06.07 [3] (0:07.89)	0:58.18 [3] (0:10.79)	0:47.39 [3] (0:10.79)	0:36.60 [3] (0:11.39)	0:25.21 [2] (0:12.11)	0:13.10 [3] (0:13.10)							
Average Speed [km/h]	45.7	67.1	67.0	62.8	59.7	54.9							
Top Speed [km/h]	64.0	68.6	68.2	64.8	61.2	58.1							
Avg. Dist. to Rail [m]	4.0	1.7	1.2	0.4	1.7	4.3							
Avg. Stride Freq. [Hz]	2.2	2.4	2.4	2.3	2.3	2.2							
Avg. Stride Length [m]	5.4	7.1	7.6	7.4	7.2	7.0							





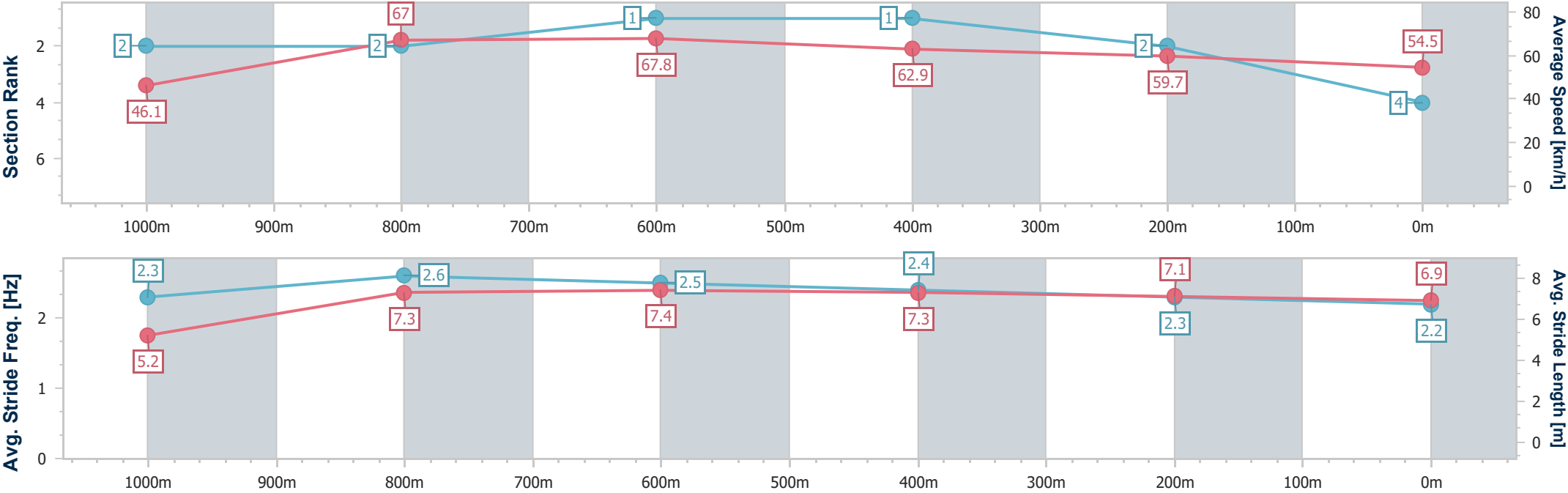
Horse/Jockey Name	Anders Kiss
Final Rank	4
Fastest Section Time (Section)	0:07.82 (Overall)
Top Speed [km/h] (Section)	69.8 (800m)
Race State	Finished



MackayProfessional
Race 1: Sky Racing QTIS Two-Years-Old Handicap - 1100m
30 December 2025 - 13:34
Track Rating: Good 4, Weather: Overcast, Rail Position: True



Section	Overall	1000m	800m	600m	400m	200m							
Section Times	1:06.15 [4] (0:07.82)	0:58.33 [2] (0:10.84)	0:47.49 [2] (0:10.60)	0:36.89 [1] (0:11.57)	0:25.32 [1] (0:12.11)	0:13.21 [2] (0:13.21)							
Average Speed [km/h]	46.1	67.0	67.8	62.9	59.7	54.5							
Top Speed [km/h]	62.7	69.6	69.8	65.0	60.9	57.8							
Avg. Dist. to Rail [m]	5.0	1.9	1.1	1.5	3.4	4.2							
Avg. Stride Freq. [Hz]	2.3	2.6	2.5	2.4	2.3	2.2							
Avg. Stride Length [m]	5.2	7.3	7.4	7.3	7.1	6.9							





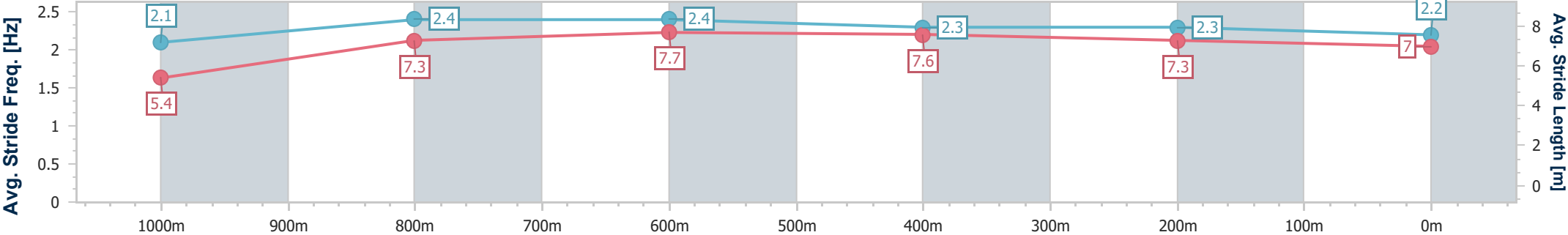
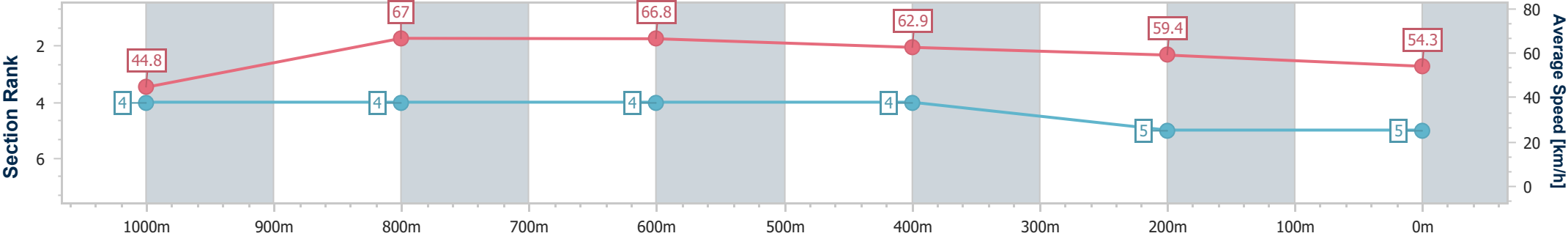
Horse/Jockey Name	Big Barry
Final Rank	5
Fastest Section Time (Section)	0:08.07 (Overall)
Top Speed [km/h] (Section)	68.4 (1000m)
Race State	Finished



MackayProfessional
Race 1: Sky Racing QTIS Two-Years-Old Handicap - 1100m
30 December 2025 - 13:34
Track Rating: Good 4, Weather: Overcast, Rail Position: True



Section	Overall	1000m	800m	600m	400m	200m							
Section Times	1:06.37 [5] (0:08.07)	0:58.30 [4] (0:10.73)	0:47.57 [4] (0:10.79)	0:36.78 [4] (0:11.37)	0:25.41 [4] (0:12.20)	0:13.21 [5] (0:13.21)							
Average Speed [km/h]	44.8	67.0	66.8	62.9	59.4	54.3							
Top Speed [km/h]	63.2	68.4	68.3	64.8	60.2	58.0							
Avg. Dist. to Rail [m]	4.7	0.9	0.4	1.0	3.7	3.5							
Avg. Stride Freq. [Hz]	2.1	2.4	2.4	2.3	2.3	2.2							
Avg. Stride Length [m]	5.4	7.3	7.7	7.6	7.3	7.0							





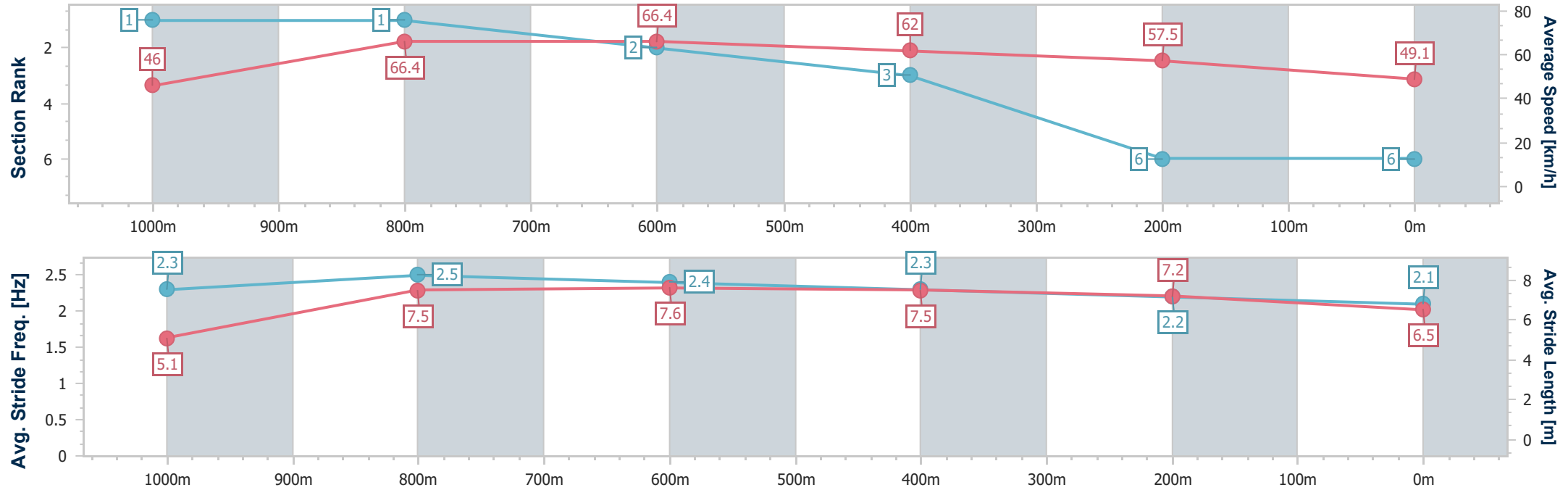
Horse/Jockey Name	On Location
Final Rank	6
Fastest Section Time (Section)	0:07.82 (Overall)
Top Speed [km/h] (Section)	68.5 (800m)
Race State	Finished



MackayProfessional
Race 1: Sky Racing QTIS Two-Years-Old Handicap - 1100m
30 December 2025 - 13:34
Track Rating: Good 4, Weather: Overcast, Rail Position: True



Section	Overall	1000m	800m	600m	400m	200m							
Section Times	1:08.08 [6] (0:07.82)	1:00.26 [1] (0:10.81)	0:49.45 [1] (0:10.81)	0:38.64 [2] (0:11.46)	0:27.18 [3] (0:12.51)	0:14.67 [6] (0:14.67)							
Average Speed [km/h]	46.0	66.4	66.4	62.0	57.5	49.1							
Top Speed [km/h]	64.3	68.2	68.5	64.1	60.3	54.8							
Avg. Dist. to Rail [m]	1.5	0.8	0.6	1.5	0.7	1.5							
Avg. Stride Freq. [Hz]	2.3	2.5	2.4	2.3	2.2	2.1							
Avg. Stride Length [m]	5.1	7.5	7.6	7.5	7.2	6.5							



[] Ranking at each section and finish
- - - - No data available at this section
NA No data available



MackayProfessional

Race 2: Ladbrokes Big Bets QTIS Maiden Plate - 1100m

30 December 2025 - 14:15



MACKAY TURF CLUB
Ooralea Racecourse

Track Rating: Good 4, Weather: Overcast, Rail Position: True

Section						Overall	1000m	800m	600m	400m	200m	Last 600m		
Field Times						1:04.18 (0:07.83)	0:56.35 (0:10.72)	0:45.63 (0:10.79)	0:34.84 (0:11.22)	0:23.62 (0:11.45)	0:12.17 (0:12.17)	0:34.84		
Rank	TAB	Horse/Jockey	Barrier	Top Speed [km/h]	Fastest Section							Margin	Distance Travelled [m]	
1	13	FOUR LEAF WONDER	2	67.2	0:08.05	1:04.18 [1]	0:56.13 [5]	0:45.22 [5]	0:34.41 [5]	0:23.31 [5]	0:11.80 [3]	1:04.18	0:34.41	
		Tasha Chambers		1000m	Overall	(0:08.05)	(0:10.91)	(0:10.81)	(0:11.10)	(0:11.51)	(0:11.80)			
2	2	MOOCHI STARLIGHT	4	69.5	0:07.83	1:04.20 [2]	0:56.37 [1]	0:45.65 [1]	0:34.86 [1]	0:23.64 [1]	0:12.19 [1]	0.1L	0:34.86	-5
		Tom Orr		800m	Overall	(0:07.83)	(0:10.72)	(0:10.79)	(0:11.22)	(0:11.45)	(0:12.19)			
3	12	SHEMAKESMENERVOUS	7	69.5	0:07.96	1:04.27 [3]	0:56.31 [4]	0:45.59 [4]	0:34.76 [3]	0:23.53 [4]	0:12.02 [2]	0.52L	0:34.76	+5
		Raul Silvera Olivera		1000m	Overall	(0:07.96)	(0:10.72)	(0:10.83)	(0:11.23)	(0:11.51)	(0:12.02)			
4	11	OUTCRY	11	68.0	0:07.87	1:04.59 [4]	0:56.72 [2]	0:45.93 [2]	0:35.01 [4]	0:23.85 [3]	0:12.13 [5]	2.41L	0:35.01	-6
		Jackson Murphy		800m	Overall	(0:07.87)	(0:10.79)	(0:10.92)	(0:11.16)	(0:11.72)	(0:12.13)			
5	5	PENROD	1	68.4	0:07.90	1:04.80 [5]	0:56.90 [3]	0:46.13 [3]	0:35.32 [2]	0:24.11 [2]	0:12.35 [4]	3.64L	0:35.32	+3
		Sean Cormack		1000m	Overall	(0:07.90)	(0:10.77)	(0:10.81)	(0:11.21)	(0:11.76)	(0:12.35)			
6	10	GIRLS GOT ATTITUDE	3	67.0	0:08.10	1:05.00 [6]	0:56.90 [7]	0:45.70 [7]	0:34.75 [7]	0:23.64 [7]	0:12.34 [6]	4.78L	0:34.75	+3
		Shakira Bailey		800m	Overall	(0:08.10)	(0:11.20)	(0:10.95)	(0:11.11)	(0:11.30)	(0:12.34)			
7	8	MISS MOLLY ROCKET	6	69.3	0:08.09	1:05.04 [7]	0:56.95 [6]	0:45.81 [6]	0:34.87 [6]	0:23.68 [8]	0:12.28 [7]	5.02L	0:34.87	+5
		Georgina Cartwright		800m	Overall	(0:08.09)	(0:11.14)	(0:10.94)	(0:11.19)	(0:11.40)	(0:12.28)			
8	6	READY AND BETTA	9	69.4	0:08.55	1:05.10 [8]	0:56.55 [10]	0:45.30 [10]	0:34.42 [10]	0:23.53 [9]	0:12.10 [9]	5.42L	0:34.42	+3
		Adam Sewell		800m	Overall	(0:08.55)	(0:11.25)	(0:10.88)	(0:10.89)	(0:11.43)	(0:12.10)			
9	7	BADLIFEDECISION	10	67.7	0:08.14	1:05.48 [9]	0:57.34 [8]	0:45.80 [9]	0:34.80 [9]	0:23.59 [10]	0:12.34 [10]	7.62L	0:34.80	+8
		Nikki Olzard		800m	Overall	(0:08.14)	(0:11.54)	(0:11.00)	(0:11.21)	(0:11.25)	(0:12.34)			
10	4	MISS THE MUSIC	8	68.4	0:08.40	1:05.75 [10]	0:57.35 [9]	0:46.26 [8]	0:35.42 [8]	0:24.57 [6]	0:12.96 [8]	9.19L	0:35.42	+0
		Ryan Wiggins		800m	Overall	(0:08.40)	(0:11.09)	(0:10.84)	(0:10.85)	(0:11.61)	(0:12.96)			

Scratched: Bullrun (#3), Rock On Angel (#9)



MackayProfessional

Race 2: Ladbrokes Big Bets QTIS Maiden Plate - 1100m

30 December 2025 - 14:15



MACKAY TURF CLUB
Ooralea Racecourse

Track Rating: Good 4, Weather: Overcast, Rail Position: True

Section						Overall	1000m	800m	600m	400m	200m	Last 600m		
Field Times						1:04.18 (0:07.83)	0:56.35 (0:10.72)	0:45.63 (0:10.79)	0:34.84 (0:11.22)	0:23.62 (0:11.45)	0:12.17 (0:12.17)	0:34.84		
Rank	TAB	Horse/Jockey	Barrier	Top Speed [km/h]	Fastest Section							Margin	Distance Travelled [m]	
11	1	HEROIC ROCKET	5	65.8	0:08.70	1:07.59 [11]	0:58.89 [11]	0:47.63 [11]	0:36.50 [11]	0:25.00 [11]	0:12.93 [11]	20.03L	0:36.50	+2
		Ashvin Goindasamy		800m	Overall	(0:08.70)	(0:11.26)	(0:11.13)	(0:11.50)	(0:12.07)	(0:12.93)			

Scratched: Bullrun (#3), Rock On Angel (#9)



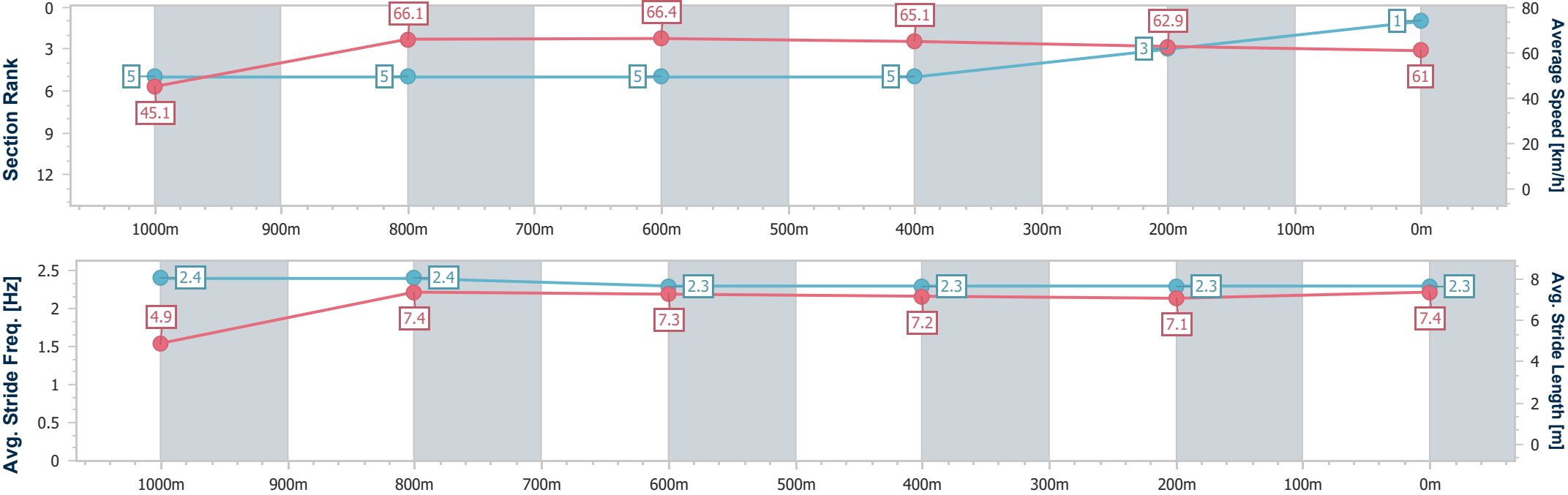
Horse/Jockey Name	Four Leaf Wonder
Final Rank	1
Fastest Section Time (Section)	0:08.05 (Overall)
Top Speed [km/h] (Section)	67.2 (1000m)
Race State	Finished



MackayProfessional
Race 2: Ladbrokes Big Bets QTIS Maiden Plate - 1100m
30 December 2025 - 14:15
Track Rating: Good 4, Weather: Overcast, Rail Position: True



Section	Overall	1000m	800m	600m	400m	200m							
Section Times	1:04.18 [1] (0:08.05)	0:56.13 [5] (0:10.91)	0:45.22 [5] (0:10.81)	0:34.41 [5] (0:11.10)	0:23.31 [5] (0:11.51)	0:11.80 [3] (0:11.80)							
Average Speed [km/h]	45.1	66.1	66.4	65.1	62.9	61.0							
Top Speed [km/h]	63.2	67.2	67.1	66.1	63.4	62.7							
Avg. Dist. to Rail [m]	3.6	1.2	0.4	1.0	4.4	7.4							
Avg. Stride Freq. [Hz]	2.4	2.4	2.3	2.3	2.3	2.3							
Avg. Stride Length [m]	4.9	7.4	7.3	7.2	7.1	7.4							



[] Ranking at each section and finish
-.-.- No data available at this section
NA No data available



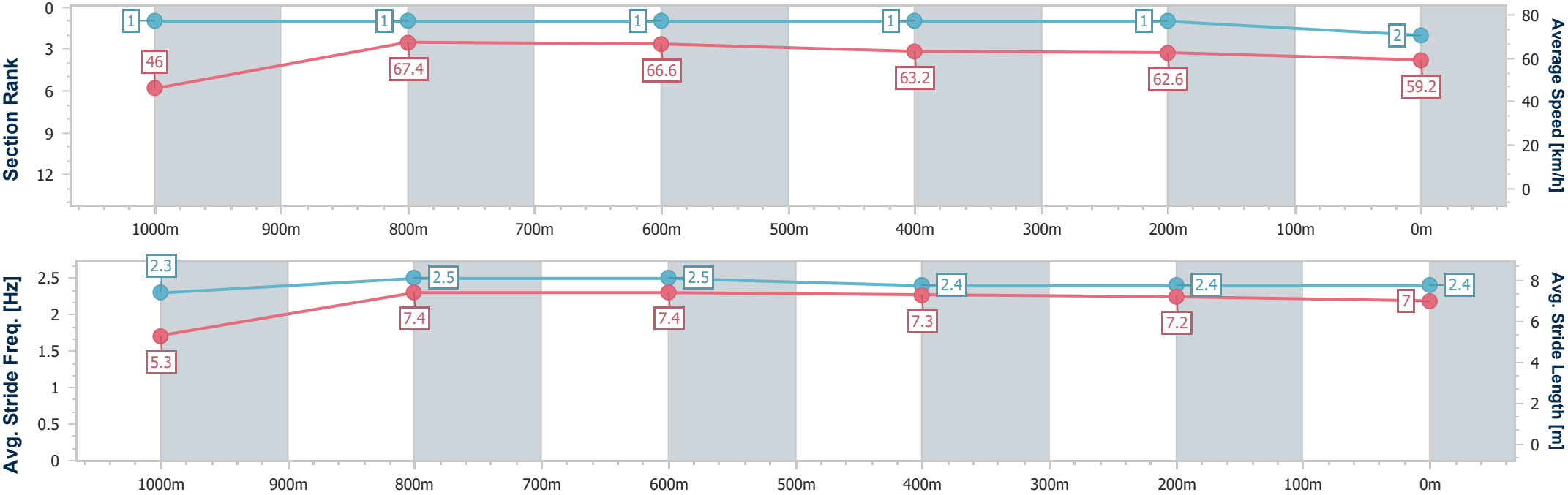
Horse/Jockey Name	Moochi Starlight
Final Rank	2
Fastest Section Time (Section)	0:07.83 (Overall)
Top Speed [km/h] (Section)	69.5 (800m)
Race State	Finished



MackayProfessional
Race 2: Ladbrokes Big Bets QTIS Maiden Plate - 1100m
30 December 2025 - 14:15
Track Rating: Good 4, Weather: Overcast, Rail Position: True



Section	Overall	1000m	800m	600m	400m	200m								
Section Times	1:04.20 [2] (0:07.83)	0:56.37 [1] (0:10.72)	0:45.65 [1] (0:10.79)	0:34.86 [1] (0:11.22)	0:23.64 [1] (0:11.45)	0:12.19 [1] (0:12.19)								
Average Speed [km/h]	46.0	67.4	66.6	63.2	62.6	59.2								
Top Speed [km/h]	63.3	68.4	69.5	64.5	64.0	62.4								
Avg. Dist. to Rail [m]	5.2	1.5	0.4	1.9	1.4	2.4								
Avg. Stride Freq. [Hz]	2.3	2.5	2.5	2.4	2.4	2.4								
Avg. Stride Length [m]	5.3	7.4	7.4	7.3	7.2	7.0								



[] Ranking at each section and finish
- - - - No data available at this section
NA No data available



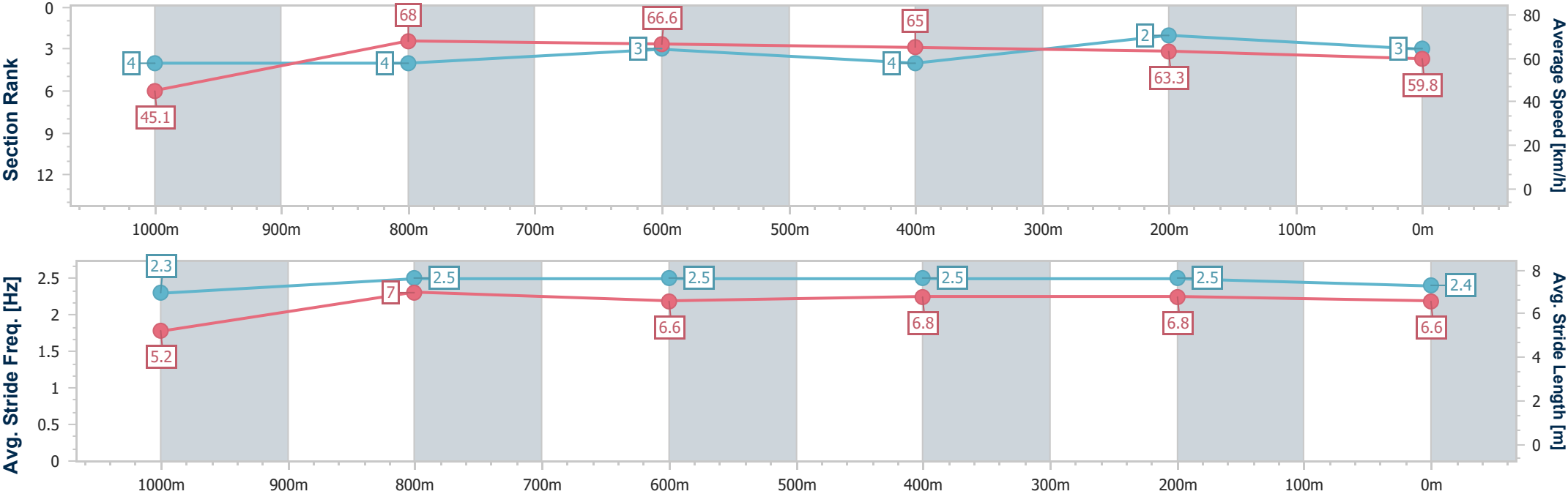
Horse/Jockey Name	Shemakesmenervous
Final Rank	3
Fastest Section Time (Section)	0:07.96 (Overall)
Top Speed [km/h] (Section)	69.5 (1000m)
Race State	Finished



MackayProfessional
Race 2: Ladbrokes Big Bets QTIS Maiden Plate - 1100m
30 December 2025 - 14:15
Track Rating: Good 4, Weather: Overcast, Rail Position: True



Section	Overall	1000m	800m	600m	400m	200m							
Section Times	1:04.27 [3] (0:07.96)	0:56.31 [4] (0:10.72)	0:45.59 [4] (0:10.83)	0:34.76 [3] (0:11.23)	0:23.53 [4] (0:11.51)	0:12.02 [2] (0:12.02)							
Average Speed [km/h]	45.1	68.0	66.6	65.0	63.3	59.8							
Top Speed [km/h]	62.6	69.5	68.0	65.9	64.0	62.6							
Avg. Dist. to Rail [m]	7.4	3.1	1.9	1.9	4.7	6.0							
Avg. Stride Freq. [Hz]	2.3	2.5	2.5	2.5	2.5	2.4							
Avg. Stride Length [m]	5.2	7.0	6.6	6.8	6.8	6.6							



[] Ranking at each section and finish
-.-.- No data available at this section
NA No data available



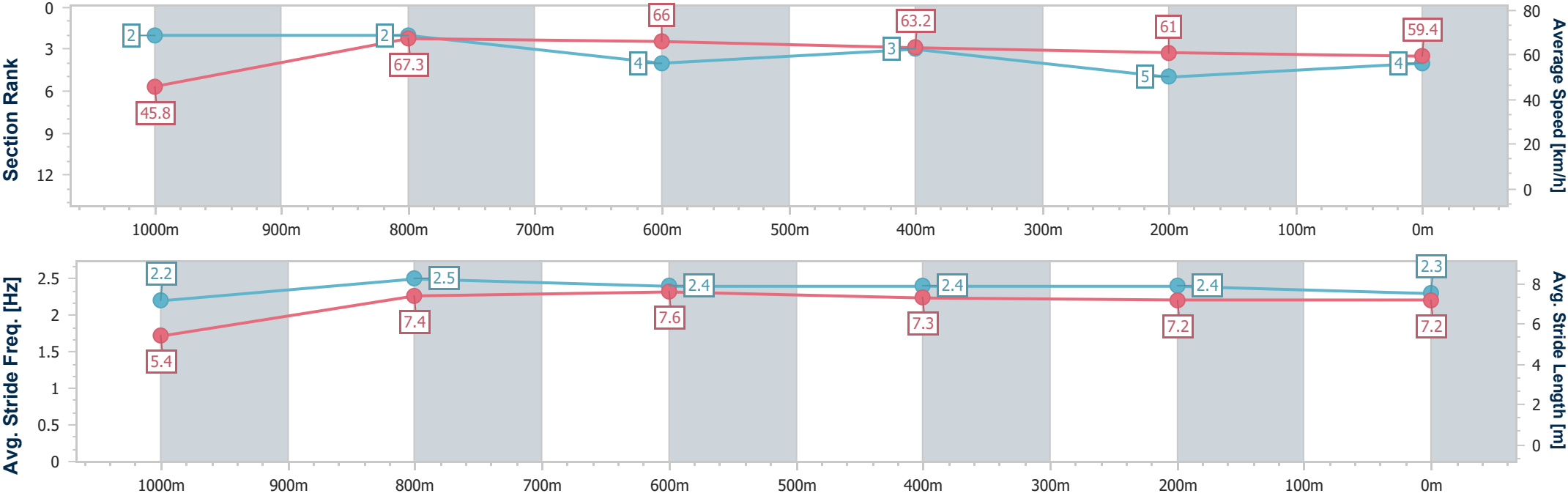
Horse/Jockey Name	Outcry
Final Rank	4
Fastest Section Time (Section)	0:07.87 (Overall)
Top Speed [km/h] (Section)	68.0 (800m)
Race State	Finished



MackayProfessional
Race 2: Ladbrokes Big Bets QTIS Maiden Plate - 1100m
30 December 2025 - 14:15
Track Rating: Good 4, Weather: Overcast, Rail Position: True



Section	Overall	1000m	800m	600m	400m	200m							
Section Times	1:04.59 [4] (0:07.87)	0:56.72 [2] (0:10.79)	0:45.93 [2] (0:10.92)	0:35.01 [4] (0:11.16)	0:23.85 [3] (0:11.72)	0:12.13 [5] (0:12.13)							
Average Speed [km/h]	45.8	67.3	66.0	63.2	61.0	59.4							
Top Speed [km/h]	65.1	67.8	68.0	65.4	62.6	61.5							
Avg. Dist. to Rail [m]	10.5	2.2	1.4	2.8	1.2	1.6							
Avg. Stride Freq. [Hz]	2.2	2.5	2.4	2.4	2.4	2.3							
Avg. Stride Length [m]	5.4	7.4	7.6	7.3	7.2	7.2							



[] Ranking at each section and finish
-.-.- No data available at this section
NA No data available



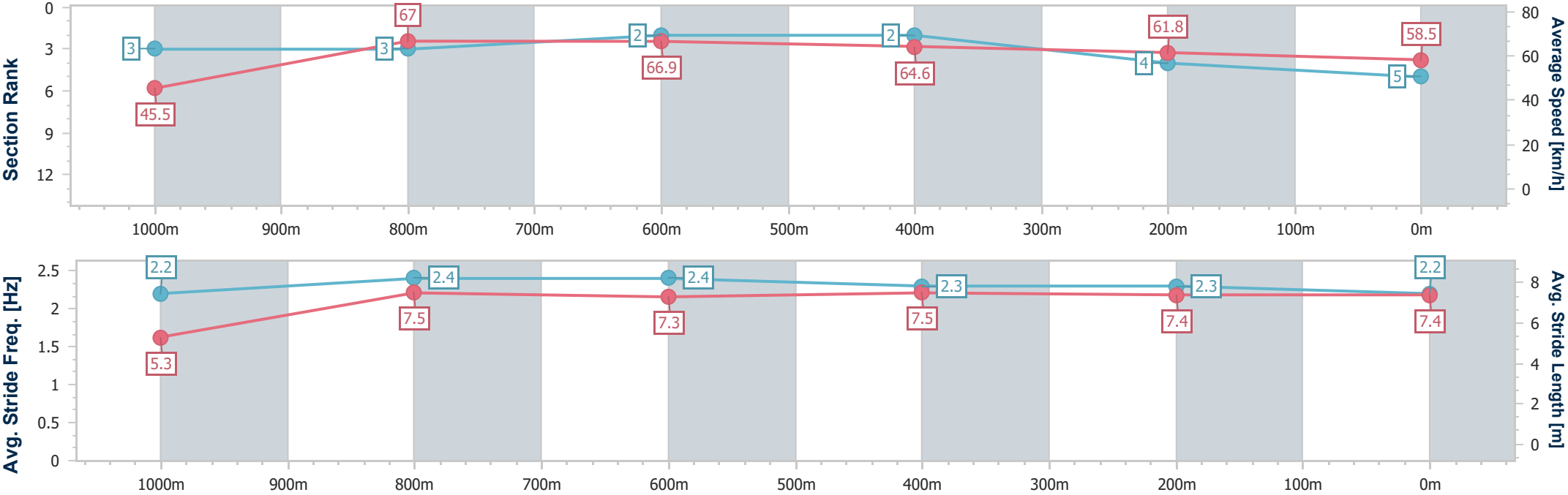
Horse/Jockey Name	Penrod
Final Rank	5
Fastest Section Time (Section)	0:07.90 (Overall)
Top Speed [km/h] (Section)	68.4 (1000m)
Race State	Finished



MackayProfessional
Race 2: Ladbrokes Big Bets QTIS Maiden Plate - 1100m
30 December 2025 - 14:15
Track Rating: Good 4, Weather: Overcast, Rail Position: True



Section	Overall	1000m	800m	600m	400m	200m							
Section Times	1:04.80 [5] (0:07.90)	0:56.90 [3] (0:10.77)	0:46.13 [3] (0:10.81)	0:35.32 [2] (0:11.21)	0:24.11 [2] (0:11.76)	0:12.35 [4] (0:12.35)							
Average Speed [km/h]	45.5	67.0	66.9	64.6	61.8	58.5							
Top Speed [km/h]	63.6	68.4	68.2	65.5	63.0	61.1							
Avg. Dist. to Rail [m]	3.0	1.3	1.0	1.0	4.0	4.7							
Avg. Stride Freq. [Hz]	2.2	2.4	2.4	2.3	2.3	2.2							
Avg. Stride Length [m]	5.3	7.5	7.3	7.5	7.4	7.4							





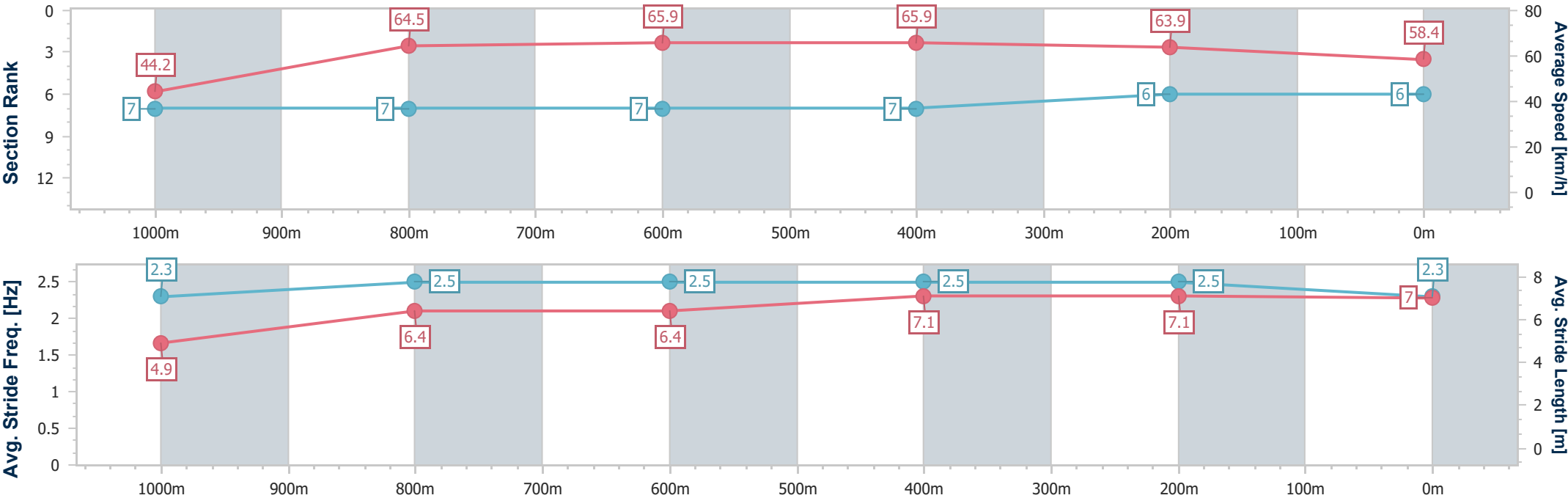
Horse/Jockey Name	Girls Got Attitude
Final Rank	6
Fastest Section Time (Section)	0:08.10 (Overall)
Top Speed [km/h] (Section)	67.0 (800m)
Race State	Finished



MackayProfessional
Race 2: Ladbrokes Big Bets QTIS Maiden Plate - 1100m
30 December 2025 - 14:15
Track Rating: Good 4, Weather: Overcast, Rail Position: True



Section	Overall	1000m	800m	600m	400m	200m							
Section Times	1:05.00 [6] (0:08.10)	0:56.90 [7] (0:11.20)	0:45.70 [7] (0:10.95)	0:34.75 [7] (0:11.11)	0:23.64 [7] (0:11.30)	0:12.34 [6] (0:12.34)							
Average Speed [km/h]	44.2	64.5	65.9	65.9	63.9	58.4							
Top Speed [km/h]	64.0	66.1	67.0	66.6	64.6	62.6							
Avg. Dist. to Rail [m]	4.2	1.0	0.6	1.9	3.2	4.2							
Avg. Stride Freq. [Hz]	2.3	2.5	2.5	2.5	2.5	2.3							
Avg. Stride Length [m]	4.9	6.4	6.4	7.1	7.1	7.0							



[] Ranking at each section and finish
-.-.- No data available at this section
NA No data available



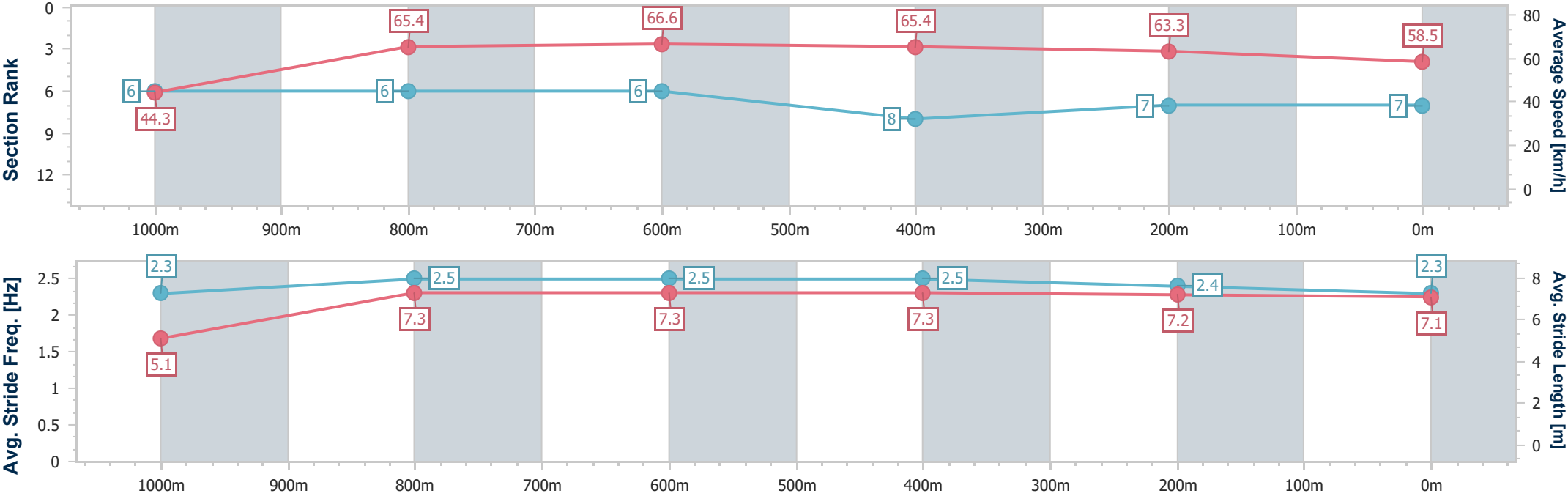
Horse/Jockey Name	Miss Molly Rocket
Final Rank	7
Fastest Section Time (Section)	0:08.09 (Overall)
Top Speed [km/h] (Section)	69.3 (800m)
Race State	Finished



MackayProfessional
Race 2: Ladbrokes Big Bets QTIS Maiden Plate - 1100m
30 December 2025 - 14:15
Track Rating: Good 4, Weather: Overcast, Rail Position: True



Section	Overall	1000m	800m	600m	400m	200m							
Section Times	1:05.04 [7] (0:08.09)	0:56.95 [6] (0:11.14)	0:45.81 [6] (0:10.94)	0:34.87 [6] (0:11.19)	0:23.68 [8] (0:11.40)	0:12.28 [7] (0:12.28)							
Average Speed [km/h]	44.3	65.4	66.6	65.4	63.3	58.5							
Top Speed [km/h]	63.6	67.5	69.3	66.3	64.2	62.3							
Avg. Dist. to Rail [m]	6.3	3.3	4.1	1.9	2.1	3.1							
Avg. Stride Freq. [Hz]	2.3	2.5	2.5	2.5	2.4	2.3							
Avg. Stride Length [m]	5.1	7.3	7.3	7.3	7.2	7.1							





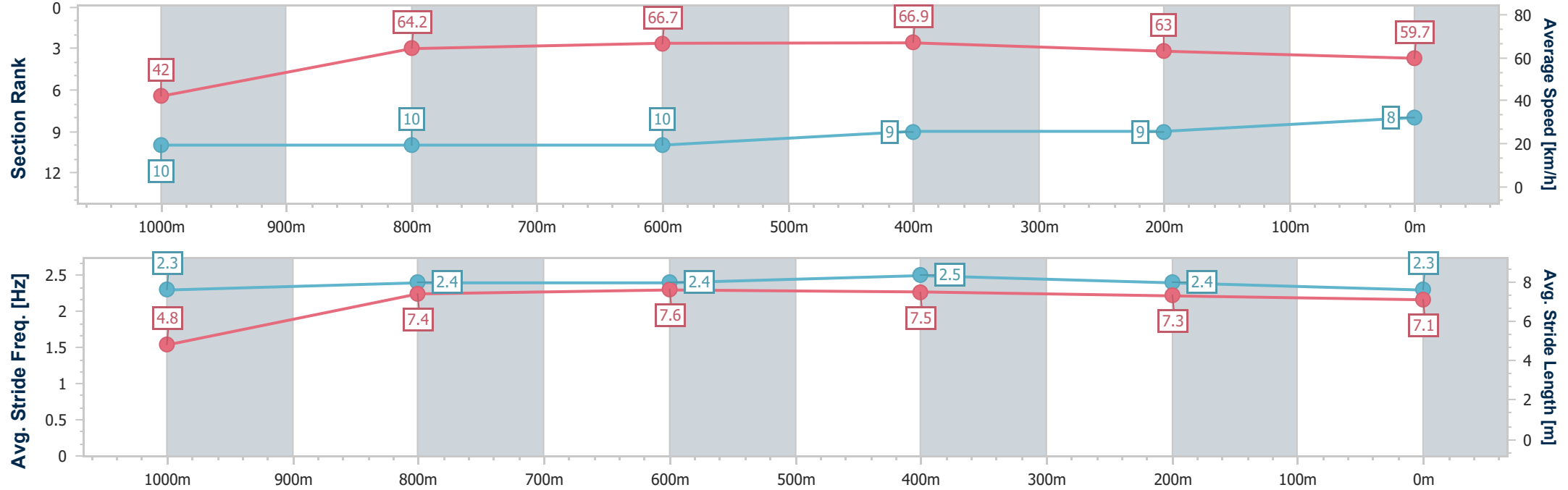
Horse/Jockey Name	Ready And Betta
Final Rank	8
Fastest Section Time (Section)	0:08.55 (Overall)
Top Speed [km/h] (Section)	69.4 (800m)
Race State	Finished



MackayProfessional
Race 2: Ladbrokes Big Bets QTIS Maiden Plate - 1100m
30 December 2025 - 14:15
Track Rating: Good 4, Weather: Overcast, Rail Position: True



Section	Overall	1000m	800m	600m	400m	200m							
Section Times	1:05.10 [8] (0:08.55)	0:56.55 [10] (0:11.25)	0:45.30 [10] (0:10.88)	0:34.42 [10] (0:10.89)	0:23.53 [9] (0:11.43)	0:12.10 [9] (0:12.10)							
Average Speed [km/h]	42.0	64.2	66.7	66.9	63.0	59.7							
Top Speed [km/h]	60.3	65.7	69.4	68.0	65.1	62.6							
Avg. Dist. to Rail [m]	9.1	1.4	2.3	1.3	2.9	6.0							
Avg. Stride Freq. [Hz]	2.3	2.4	2.4	2.5	2.4	2.3							
Avg. Stride Length [m]	4.8	7.4	7.6	7.5	7.3	7.1							





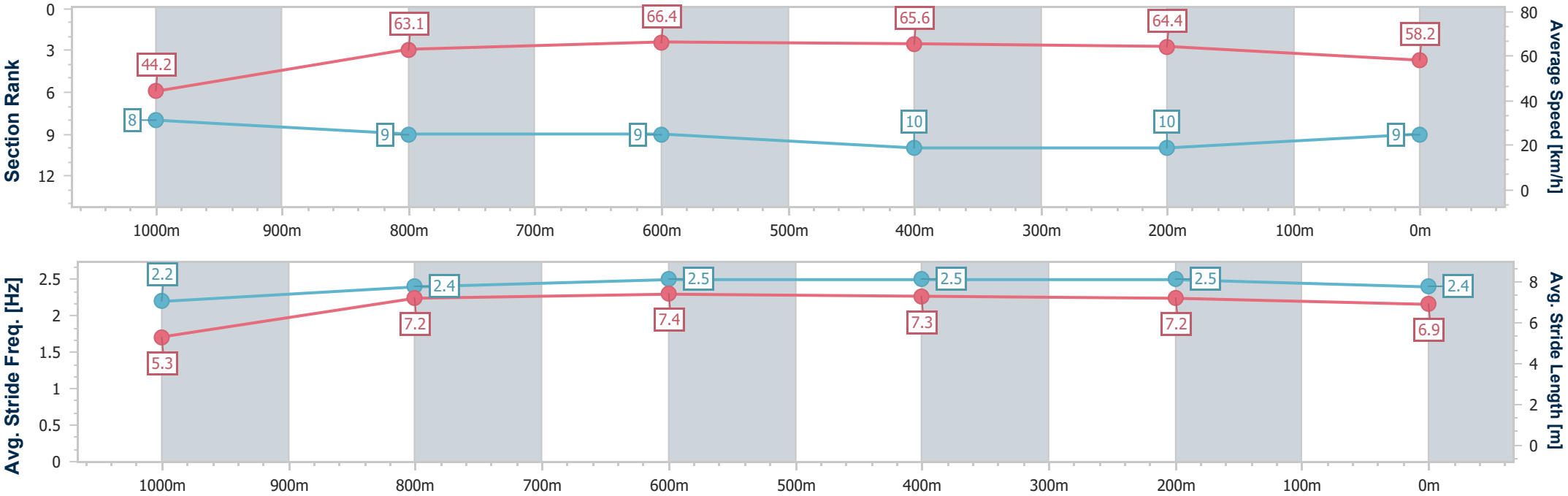
Horse/Jockey Name	Badlifedecision
Final Rank	9
Fastest Section Time (Section)	0:08.14 (Overall)
Top Speed [km/h] (Section)	67.7 (800m)
Race State	Finished



MackayProfessional
Race 2: Ladbrokes Big Bets QTIS Maiden Plate - 1100m
30 December 2025 - 14:15
Track Rating: Good 4, Weather: Overcast, Rail Position: True



Section	Overall	1000m	800m	600m	400m	200m							
Section Times	1:05.48 [9] (0:08.14)	0:57.34 [8] (0:11.54)	0:45.80 [9] (0:11.00)	0:34.80 [9] (0:11.21)	0:23.59 [10] (0:11.25)	0:12.34 [10] (0:12.34)							
Average Speed [km/h]	44.2	63.1	66.4	65.6	64.4	58.2							
Top Speed [km/h]	61.6	65.3	67.7	66.3	65.8	62.3							
Avg. Dist. to Rail [m]	9.3	3.6	3.7	2.5	5.2	7.7							
Avg. Stride Freq. [Hz]	2.2	2.4	2.5	2.5	2.5	2.4							
Avg. Stride Length [m]	5.3	7.2	7.4	7.3	7.2	6.9							





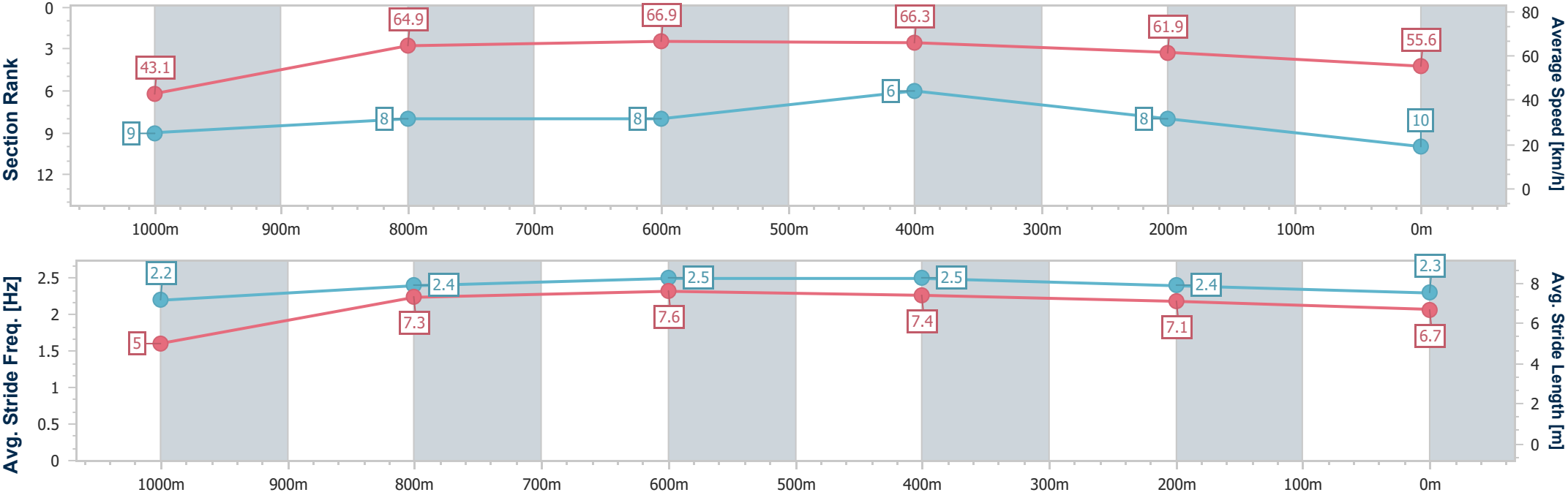
Horse/Jockey Name	Miss The Music
Final Rank	10
Fastest Section Time (Section)	0:08.40 (Overall)
Top Speed [km/h] (Section)	68.4 (800m)
Race State	Finished



MackayProfessional
Race 2: Ladbrokes Big Bets QTIS Maiden Plate - 1100m
30 December 2025 - 14:15
Track Rating: Good 4, Weather: Overcast, Rail Position: True



Section	Overall	1000m	800m	600m	400m	200m							
Section Times	1:05.75 [10] (0:08.40)	0:57.35 [9] (0:11.09)	0:46.26 [8] (0:10.84)	0:35.42 [8] (0:10.85)	0:24.57 [6] (0:11.61)	0:12.96 [8] (0:12.96)							
Average Speed [km/h]	43.1	64.9	66.9	66.3	61.9	55.6							
Top Speed [km/h]	62.4	66.6	68.4	67.5	63.9	59.6							
Avg. Dist. to Rail [m]	7.8	1.1	2.1	0.7	2.3	3.9							
Avg. Stride Freq. [Hz]	2.2	2.4	2.5	2.5	2.4	2.3							
Avg. Stride Length [m]	5.0	7.3	7.6	7.4	7.1	6.7							





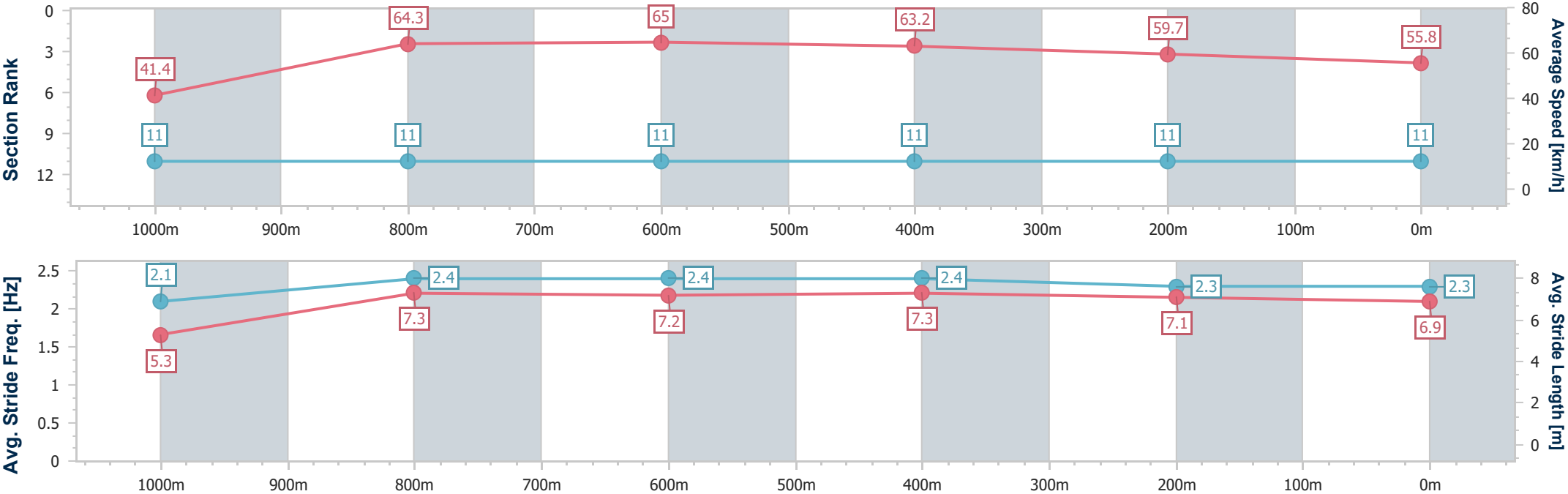
Horse/Jockey Name	Heroic Rocket
Final Rank	11
Fastest Section Time (Section)	0:08.70 (Overall)
Top Speed [km/h] (Section)	65.8 (800m)
Race State	Finished



MackayProfessional
Race 2: Ladbrokes Big Bets QTIS Maiden Plate - 1100m
30 December 2025 - 14:15
Track Rating: Good 4, Weather: Overcast, Rail Position: True



Section	Overall	1000m	800m	600m	400m	200m							
Section Times	1:07.59 [11] (0:08.70)	0:58.89 [11] (0:11.26)	0:47.63 [11] (0:11.13)	0:36.50 [11] (0:11.50)	0:25.00 [11] (0:12.07)	0:12.93 [11] (0:12.93)							
Average Speed [km/h]	41.4	64.3	65.0	63.2	59.7	55.8							
Top Speed [km/h]	59.5	65.3	65.8	64.4	61.7	58.8							
Avg. Dist. to Rail [m]	4.6	1.5	1.7	1.0	2.1	2.8							
Avg. Stride Freq. [Hz]	2.1	2.4	2.4	2.4	2.3	2.3							
Avg. Stride Length [m]	5.3	7.3	7.2	7.3	7.1	6.9							





MackayProfessional

Race 3: Ladbrokes Mega Multi QTIS Maiden Plate - 1100m

30 December 2025 - 14:52



MACKAY TURF CLUB
Ooralea Racecourse

Track Rating: Good 4, Weather: Overcast, Rail Position: True

Section						Overall	1000m	800m	600m	400m	200m	Last 600m		
Field Times						1:04.06 (0:07.67)	0:56.39 (0:10.54)	0:45.85 (0:10.60)	0:35.25 (0:11.37)	0:23.88 (0:11.65)	0:12.23 (0:12.23)	0:35.25		
Rank	TAB	Horse/Jockey	Barrier	Top Speed [km/h]	Fastest Section							Margin	Distance Travelled [m]	
1	12	MARELLITY	9	69.1	0:07.67	1:04.06 [1]	0:56.39 [1]	0:45.85 [1]	0:35.25 [1]	0:23.88 [1]	0:12.23 [1]	1:04.06	0:35.25	
		Jackson Murphy		1000m	Overall	(0:07.67)	(0:10.54)	(0:10.60)	(0:11.37)	(0:11.65)	(0:12.23)			
2	1	MARIKO	2	69.9	0:07.86	1:04.46 [2]	0:56.60 [5]	0:45.99 [3]	0:35.26 [3]	0:23.91 [3]	0:12.36 [2]	2.33L	0:35.26	+3
		Michael Murphy		1000m	Overall	(0:07.86)	(0:10.61)	(0:10.73)	(0:11.35)	(0:11.55)	(0:12.36)			
3	8	LADY DE VEGA	7	69.2	0:07.91	1:04.62 [3]	0:56.71 [6]	0:45.94 [6]	0:35.23 [6]	0:23.97 [4]	0:12.38 [3]	3.26L	0:35.23	+6
		Ashvin Goindasamy		800m	Overall	(0:07.91)	(0:10.77)	(0:10.71)	(0:11.26)	(0:11.59)	(0:12.38)			
4	6	ANTHROPOLOGY	12	69.2	0:08.04	1:04.79 [4]	0:56.75 [7]	0:45.92 [7]	0:35.15 [7]	0:24.05 [6]	0:12.54 [4]	4.28L	0:35.15	+4
		Ryan Wiggins		800m	Overall	(0:08.04)	(0:10.83)	(0:10.77)	(0:11.10)	(0:11.51)	(0:12.54)			
5	10	RED ENVELOPE	6	69.0	0:07.81	1:04.92 [5]	0:57.11 [3]	0:46.30 [5]	0:35.61 [5]	0:24.13 [7]	0:12.31 [5]	5.03L	0:35.61	+7
		Amy Graham		800m	Overall	(0:07.81)	(0:10.81)	(0:10.69)	(0:11.48)	(0:11.82)	(0:12.31)			
6	9	MAGIC TYLA	5	69.2	0:08.46	1:05.40 [6]	0:56.94 [10]	0:46.07 [9]	0:35.40 [9]	0:24.28 [9]	0:12.49 [7]	7.86L	0:35.40	+3
		Jason Taylor		800m	Overall	(0:08.46)	(0:10.87)	(0:10.67)	(0:11.12)	(0:11.79)	(0:12.49)			
7	11	DAWSON DREAMER	4	67.0	0:08.54	1:05.51 [7]	0:56.97 [11]	0:45.88 [11]	0:35.01 [10]	0:23.95 [10]	0:12.32 [10]	8.47L	0:35.01	+4
		Cody Collis		1000m	Overall	(0:08.54)	(0:11.09)	(0:10.87)	(0:11.06)	(0:11.63)	(0:12.32)			
8	7	BELLAH'S HOPE	8	68.1	0:08.12	1:05.53 [8]	0:57.41 [8]	0:46.63 [8]	0:35.78 [8]	0:24.49 [8]	0:12.81 [6]	8.61L	0:35.78	+5
		Georgina Cartwright		1000m	Overall	(0:08.12)	(0:10.78)	(0:10.85)	(0:11.29)	(0:11.68)	(0:12.81)			
9	4	BIG SMILE	3	65.8	0:08.26	1:05.66 [9]	0:57.40 [9]	0:46.14 [10]	0:34.96 [11]	0:23.54 [12]	0:12.12 [11]	9.36L	0:34.96	+4
		Natalea Summers		800m	Overall	(0:08.26)	(0:11.26)	(0:11.18)	(0:11.42)	(0:11.42)	(0:12.12)			
10	3	STELLAR LEGEND	11	66.9	0:08.60	1:05.81 [10]	0:57.21 [12]	0:46.02 [12]	0:34.94 [12]	0:23.72 [11]	0:12.18 [12]	10.24L	0:34.94	+1
		Aidan Holt		1000m	Overall	(0:08.60)	(0:11.19)	(0:11.08)	(0:11.22)	(0:11.54)	(0:12.18)			

Scratched: Moscow City (#2)



MackayProfessional

Race 3: Ladbrokes Mega Multi QTIS Maiden Plate - 1100m

30 December 2025 - 14:52



MACKAY TURF CLUB
Ooralea Racecourse

Track Rating: Good 4, Weather: Overcast, Rail Position: True

Section						Overall	1000m	800m	600m	400m	200m	Last 600m		
Field Times						1:04.06 (0:07.67)	0:56.39 (0:10.54)	0:45.85 (0:10.60)	0:35.25 (0:11.37)	0:23.88 (0:11.65)	0:12.23 (0:12.23)	0:35.25		
Rank	TAB	Horse/Jockey	Barrier	Top Speed [km/h]	Fastest Section							Margin		Distance Travelled [m]
11	13	CONFISERIE	10	70.3	0:07.85	1:06.77 [11]	0:58.92 [4]	0:48.28 [4]	0:37.56 [4]	0:26.05 [5]	0:13.77 [8]	15.91L	0:37.56	+13
		Raul Silvera Olivera		800m	Overall	(0:07.85)	(0:10.64)	(0:10.72)	(0:11.51)	(0:12.28)	(0:13.77)			
12	5	MARRERO	1	69.2	0:07.73	1:07.83 [12]	1:00.10 [2]	0:49.41 [2]	0:38.71 [2]	0:27.34 [2]	0:14.76 [9]	22.13L	0:38.71	-1
		Sean Cormack		1000m	Overall	(0:07.73)	(0:10.69)	(0:10.70)	(0:11.37)	(0:12.58)	(0:14.76)			

Scratched: Moscow City (#2)



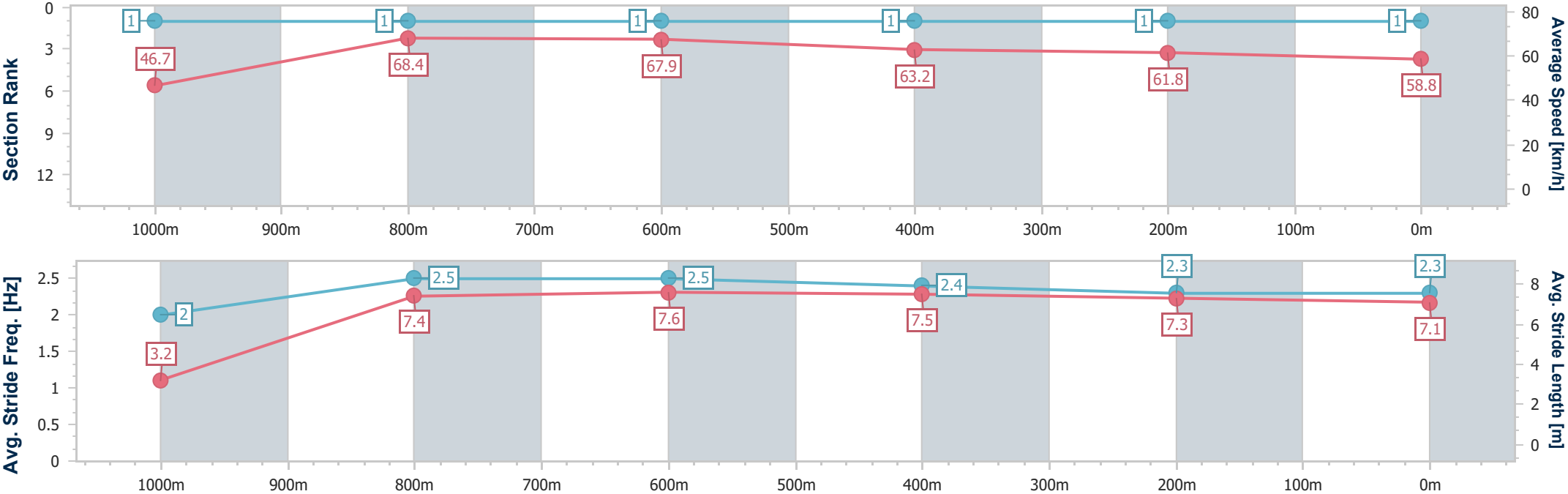
Horse/Jockey Name	Marellity
Final Rank	1
Fastest Section Time (Section)	0:07.67 (Overall)
Top Speed [km/h] (Section)	69.1 (1000m)
Race State	Finished



MackayProfessional
Race 3: Ladbrokes Mega Multi QTIS Maiden Plate - 1100m
30 December 2025 - 14:52
Track Rating: Good 4, Weather: Overcast, Rail Position: True



Section	Overall	1000m	800m	600m	400m	200m							
Section Times	1:04.06 [1] (0:07.67)	0:56.39 [1] (0:10.54)	0:45.85 [1] (0:10.60)	0:35.25 [1] (0:11.37)	0:23.88 [1] (0:11.65)	0:12.23 [1] (0:12.23)							
Average Speed [km/h]	46.7	68.4	67.9	63.2	61.8	58.8							
Top Speed [km/h]	65.6	69.1	69.0	65.3	63.2	61.3							
Avg. Dist. to Rail [m]	10.0	0.6	0.3	0.6	1.1	1.2							
Avg. Stride Freq. [Hz]	2.0	2.5	2.5	2.4	2.3	2.3							
Avg. Stride Length [m]	3.2	7.4	7.6	7.5	7.3	7.1							





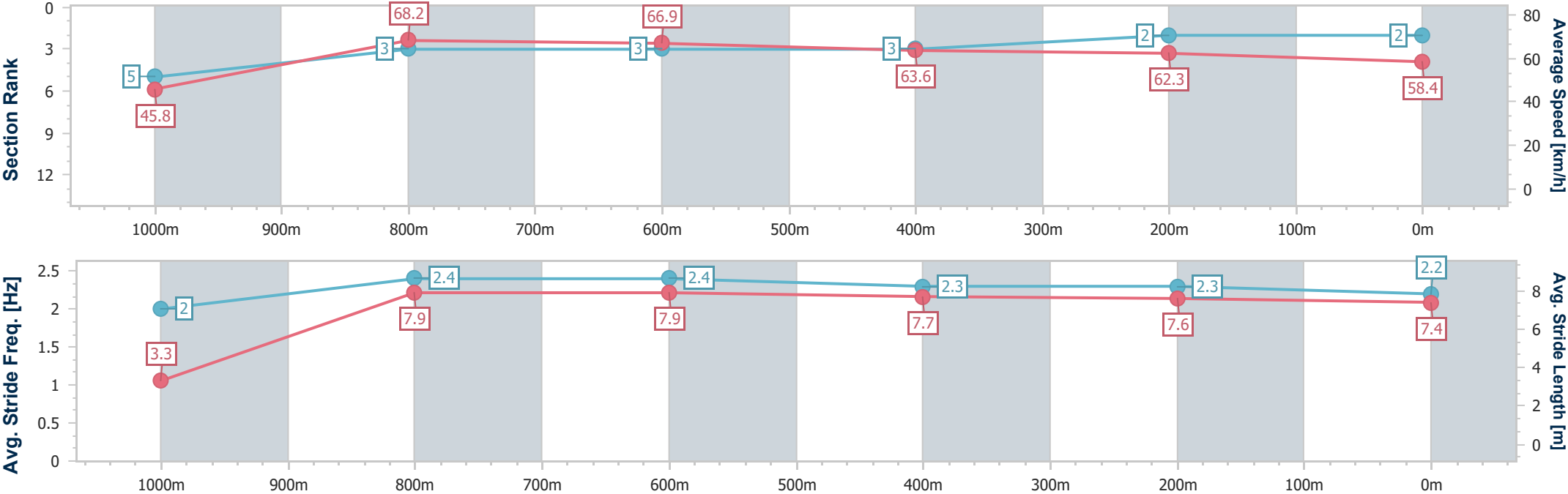
Horse/Jockey Name	Mariko
Final Rank	2
Fastest Section Time (Section)	0:07.86 (Overall)
Top Speed [km/h] (Section)	69.9 (1000m)
Race State	Finished



MackayProfessional
Race 3: Ladbrokes Mega Multi QTIS Maiden Plate - 1100m
30 December 2025 - 14:52
Track Rating: Good 4, Weather: Overcast, Rail Position: True



Section	Overall	1000m	800m	600m	400m	200m							
Section Times	1:04.46 [2] (0:07.86)	0:56.60 [5] (0:10.61)	0:45.99 [3] (0:10.73)	0:35.26 [3] (0:11.35)	0:23.91 [3] (0:11.55)	0:12.36 [2] (0:12.36)							
Average Speed [km/h]	45.8	68.2	66.9	63.6	62.3	58.4							
Top Speed [km/h]	64.0	69.9	69.0	65.2	63.6	61.9							
Avg. Dist. to Rail [m]	4.8	0.4	0.5	0.6	2.0	2.6							
Avg. Stride Freq. [Hz]	2.0	2.4	2.4	2.3	2.3	2.2							
Avg. Stride Length [m]	3.3	7.9	7.9	7.7	7.6	7.4							



[] Ranking at each section and finish
-.-.- No data available at this section
NA No data available



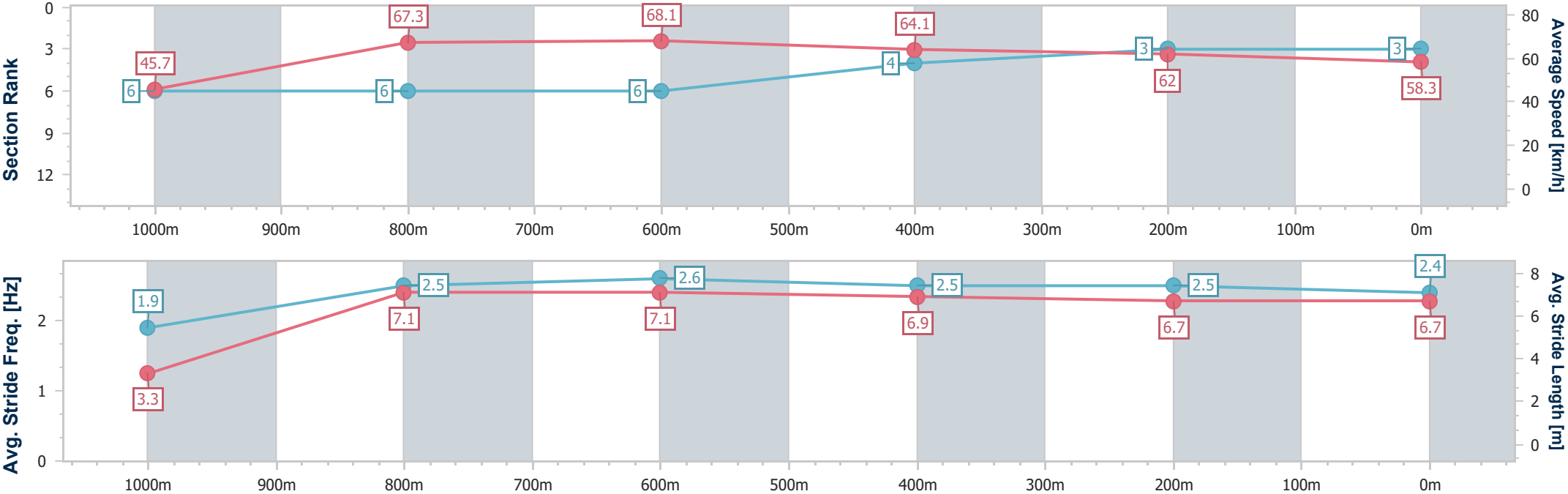
Horse/Jockey Name	Lady De Vega
Final Rank	3
Fastest Section Time (Section)	0:07.91 (Overall)
Top Speed [km/h] (Section)	69.2 (800m)
Race State	Finished



MackayProfessional
Race 3: Ladbroke's Mega Multi QTIS Maiden Plate - 1100m
30 December 2025 - 14:52
Track Rating: Good 4, Weather: Overcast, Rail Position: True



Section	Overall	1000m	800m	600m	400m	200m							
Section Times	1:04.62 [3] (0:07.91)	0:56.71 [6] (0:10.77)	0:45.94 [6] (0:10.71)	0:35.23 [6] (0:11.26)	0:23.97 [4] (0:11.59)	0:12.38 [3] (0:12.38)							
Average Speed [km/h]	45.7	67.3	68.1	64.1	62.0	58.3							
Top Speed [km/h]	62.6	68.1	69.2	66.6	62.8	61.4							
Avg. Dist. to Rail [m]	9.0	2.1	3.1	1.3	0.9	0.9							
Avg. Stride Freq. [Hz]	1.9	2.5	2.6	2.5	2.5	2.4							
Avg. Stride Length [m]	3.3	7.1	7.1	6.9	6.7	6.7							





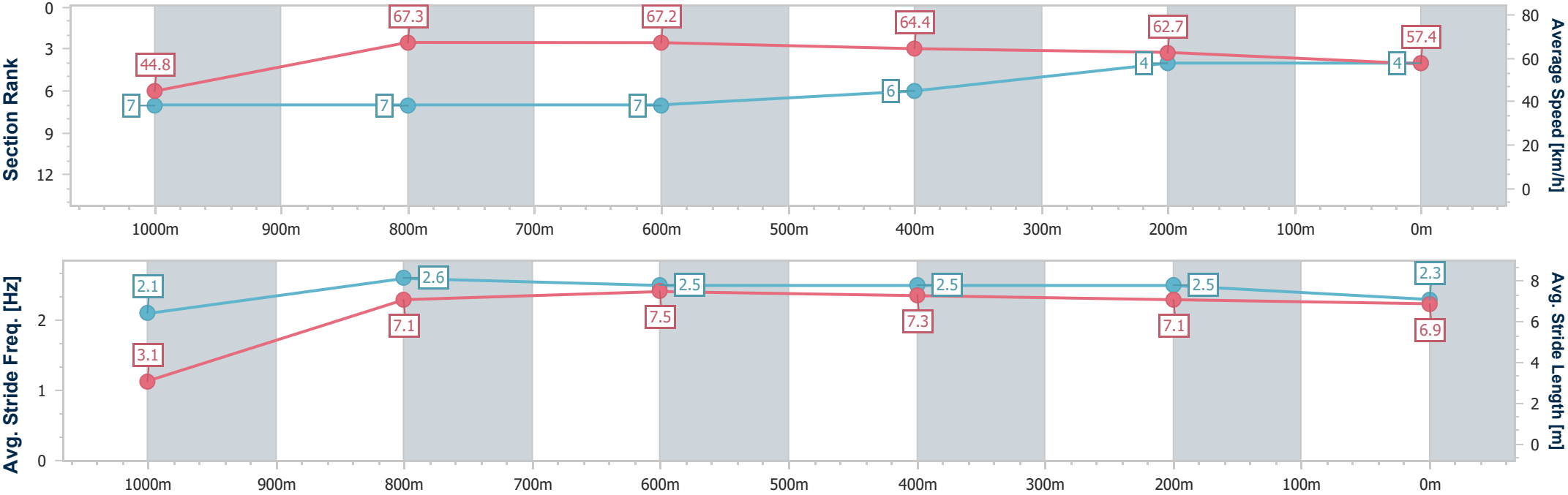
Horse/Jockey Name	Anthropology
Final Rank	4
Fastest Section Time (Section)	0:08.04 (Overall)
Top Speed [km/h] (Section)	69.2 (800m)
Race State	Finished



MackayProfessional
Race 3: Ladbrokes Mega Multi QTIS Maiden Plate - 1100m
30 December 2025 - 14:52
Track Rating: Good 4, Weather: Overcast, Rail Position: True



Section	Overall	1000m	800m	600m	400m	200m							
Section Times	1:04.79 [4] (0:08.04)	0:56.75 [7] (0:10.83)	0:45.92 [7] (0:10.77)	0:35.15 [7] (0:11.10)	0:24.05 [6] (0:11.51)	0:12.54 [4] (0:12.54)							
Average Speed [km/h]	44.8	67.3	67.2	64.4	62.7	57.4							
Top Speed [km/h]	64.2	69.2	69.2	66.4	64.6	62.8							
Avg. Dist. to Rail [m]	13.3	2.8	1.8	0.9	1.7	2.6							
Avg. Stride Freq. [Hz]	2.1	2.6	2.5	2.5	2.5	2.3							
Avg. Stride Length [m]	3.1	7.1	7.5	7.3	7.1	6.9							



[] Ranking at each section and finish
-.-.- No data available at this section
NA No data available



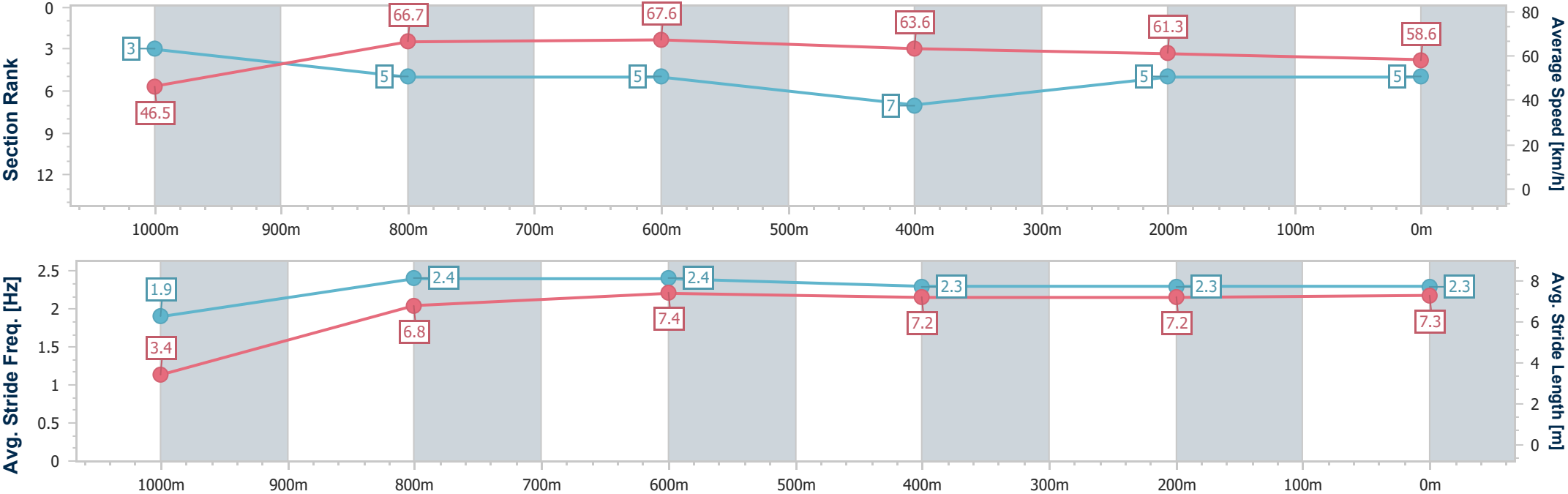
Horse/Jockey Name	Red Envelope
Final Rank	5
Fastest Section Time (Section)	0:07.81 (Overall)
Top Speed [km/h] (Section)	69.0 (800m)
Race State	Finished



MackayProfessional
Race 3: Ladbrokes Mega Multi QTIS Maiden Plate - 1100m
30 December 2025 - 14:52
Track Rating: Good 4, Weather: Overcast, Rail Position: True



Section	Overall	1000m	800m	600m	400m	200m							
Section Times	1:04.92 [5] (0:07.81)	0:57.11 [3] (0:10.81)	0:46.30 [5] (0:10.69)	0:35.61 [5] (0:11.48)	0:24.13 [7] (0:11.82)	0:12.31 [5] (0:12.31)							
Average Speed [km/h]	46.5	66.7	67.6	63.6	61.3	58.6							
Top Speed [km/h]	64.0	69.0	69.0	65.9	62.6	61.4							
Avg. Dist. to Rail [m]	6.5	1.2	2.0	1.7	2.3	4.3							
Avg. Stride Freq. [Hz]	1.9	2.4	2.4	2.3	2.3	2.3							
Avg. Stride Length [m]	3.4	6.8	7.4	7.2	7.2	7.3							





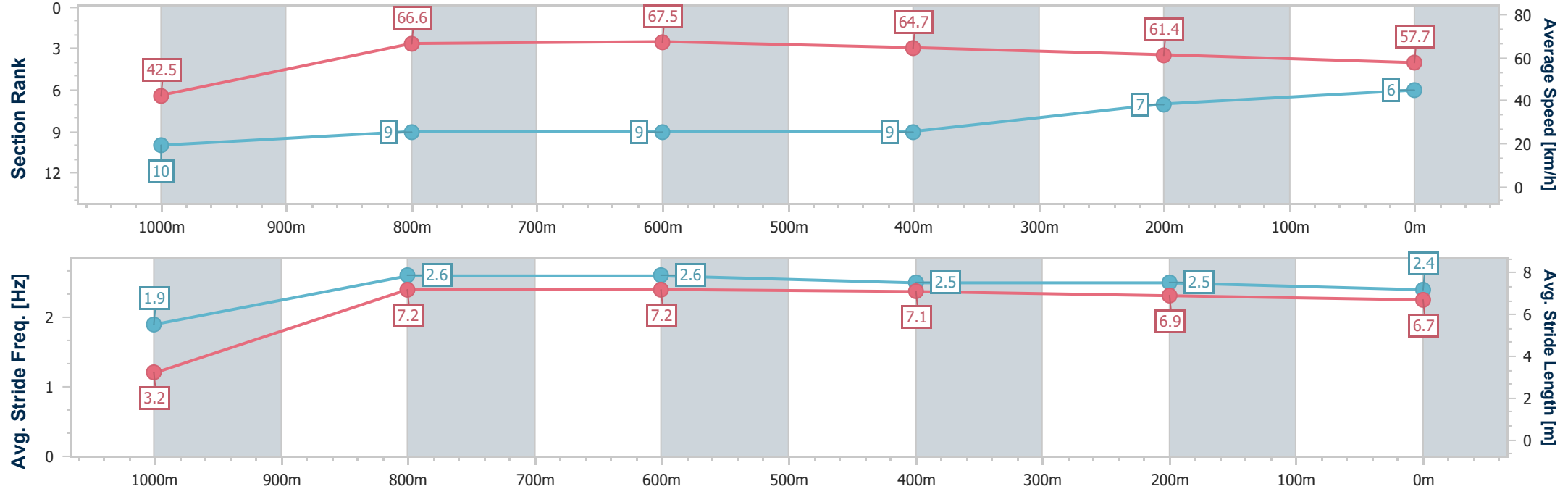
Horse/Jockey Name	Magic Tyla
Final Rank	6
Fastest Section Time (Section)	0:08.46 (Overall)
Top Speed [km/h] (Section)	69.2 (800m)
Race State	Finished



MackayProfessional
Race 3: Ladbrokes Mega Multi QTIS Maiden Plate - 1100m
30 December 2025 - 14:52
Track Rating: Good 4, Weather: Overcast, Rail Position: True



Section	Overall	1000m	800m	600m	400m	200m								
Section Times	1:05.40 [6] (0:08.46)	0:56.94 [10] (0:10.87)	0:46.07 [9] (0:10.67)	0:35.40 [9] (0:11.12)	0:24.28 [9] (0:11.79)	0:12.49 [7] (0:12.49)								
Average Speed [km/h]	42.5	66.6	67.5	64.7	61.4	57.7								
Top Speed [km/h]	61.7	68.4	69.2	66.1	63.0	59.9								
Avg. Dist. to Rail [m]	7.8	1.9	0.6	0.6	4.1	6.5								
Avg. Stride Freq. [Hz]	1.9	2.6	2.6	2.5	2.5	2.4								
Avg. Stride Length [m]	3.2	7.2	7.2	7.1	6.9	6.7								



[] Ranking at each section and finish
- - - - No data available at this section
NA No data available



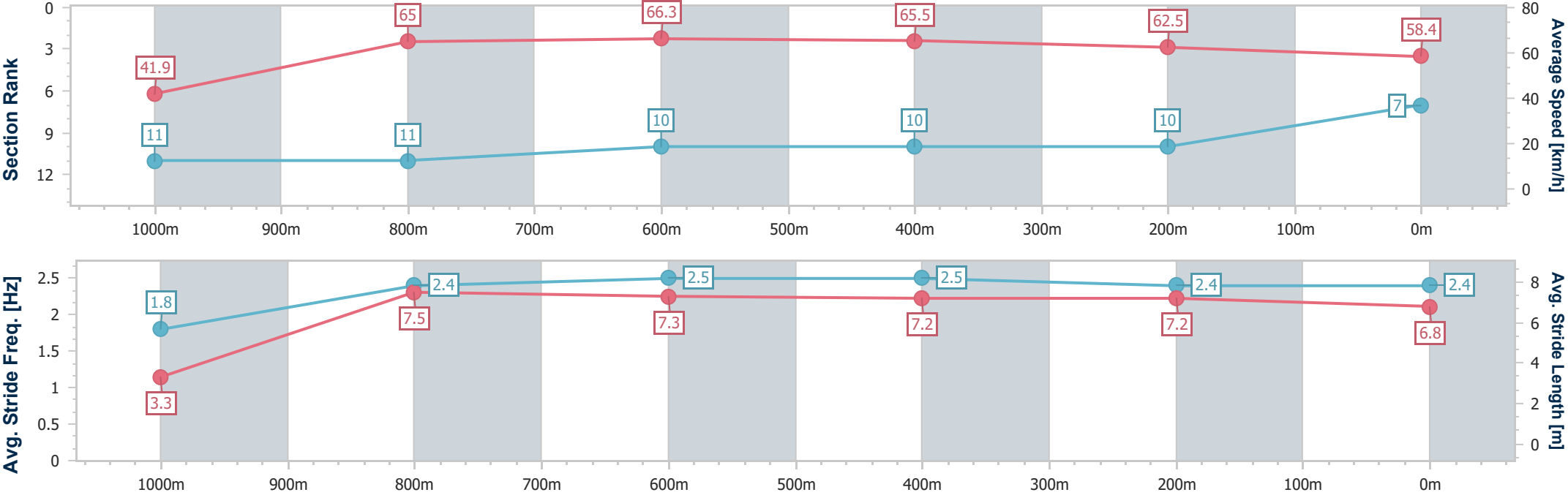
Horse/Jockey Name	Dawson Dreamer
Final Rank	7
Fastest Section Time (Section)	0:08.54 (Overall)
Top Speed [km/h] (Section)	67.0 (1000m)
Race State	Finished



MackayProfessional
Race 3: Ladbrokes Mega Multi QTIS Maiden Plate - 1100m
30 December 2025 - 14:52
Track Rating: Good 4, Weather: Overcast, Rail Position: True



Section	Overall	1000m	800m	600m	400m	200m							
Section Times	1:05.51 [7] (0:08.54)	0:56.97 [11] (0:11.09)	0:45.88 [11] (0:10.87)	0:35.01 [10] (0:11.06)	0:23.95 [10] (0:11.63)	0:12.32 [10] (0:12.32)							
Average Speed [km/h]	41.9	65.0	66.3	65.5	62.5	58.4							
Top Speed [km/h]	59.0	67.0	66.8	66.6	64.3	62.6							
Avg. Dist. to Rail [m]	6.2	0.7	0.7	0.7	5.4	7.2							
Avg. Stride Freq. [Hz]	1.8	2.4	2.5	2.5	2.4	2.4							
Avg. Stride Length [m]	3.3	7.5	7.3	7.2	7.2	6.8							



[] Ranking at each section and finish
-.-.- No data available at this section
NA No data available



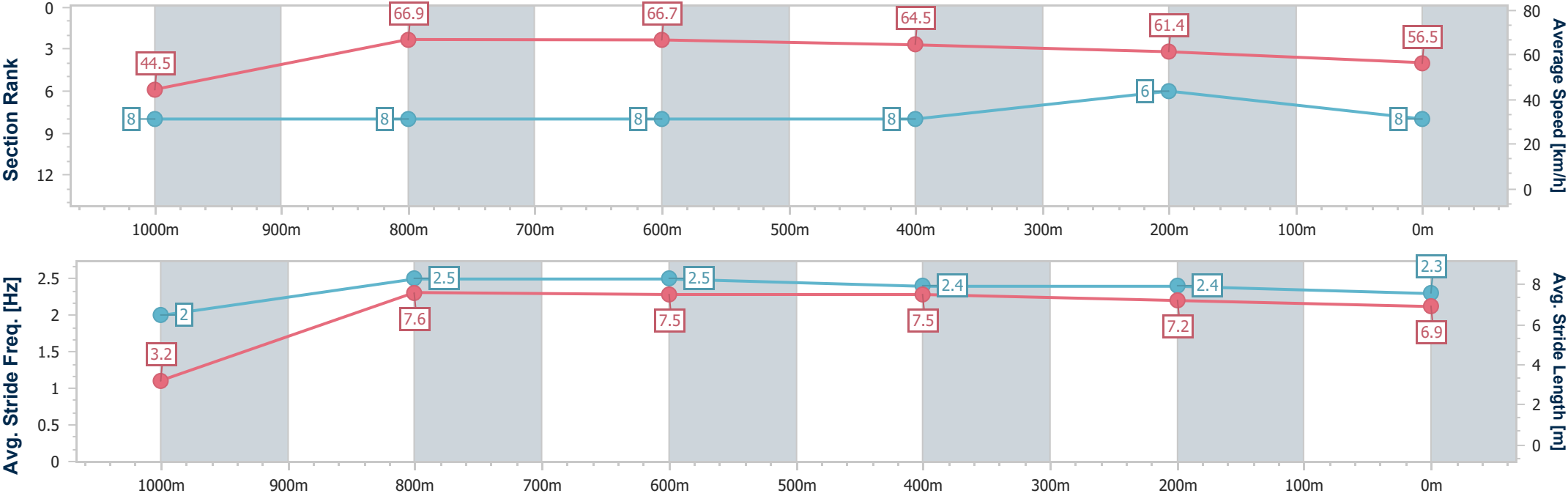
Horse/Jockey Name	Bellah's Hope
Final Rank	8
Fastest Section Time (Section)	0:08.12 (Overall)
Top Speed [km/h] (Section)	68.1 (1000m)
Race State	Finished



MackayProfessional
Race 3: Ladbrokes Mega Multi QTIS Maiden Plate - 1100m
30 December 2025 - 14:52
Track Rating: Good 4, Weather: Overcast, Rail Position: True



Section	Overall	1000m	800m	600m	400m	200m							
Section Times	1:05.53 [8] (0:08.12)	0:57.41 [8] (0:10.78)	0:46.63 [8] (0:10.85)	0:35.78 [8] (0:11.29)	0:24.49 [8] (0:11.68)	0:12.81 [6] (0:12.81)							
Average Speed [km/h]	44.5	66.9	66.7	64.5	61.4	56.5							
Top Speed [km/h]	63.1	68.1	67.8	65.7	63.1	59.4							
Avg. Dist. to Rail [m]	9.1	0.7	1.4	1.2	0.6	0.5							
Avg. Stride Freq. [Hz]	2.0	2.5	2.5	2.4	2.4	2.3							
Avg. Stride Length [m]	3.2	7.6	7.5	7.5	7.2	6.9							





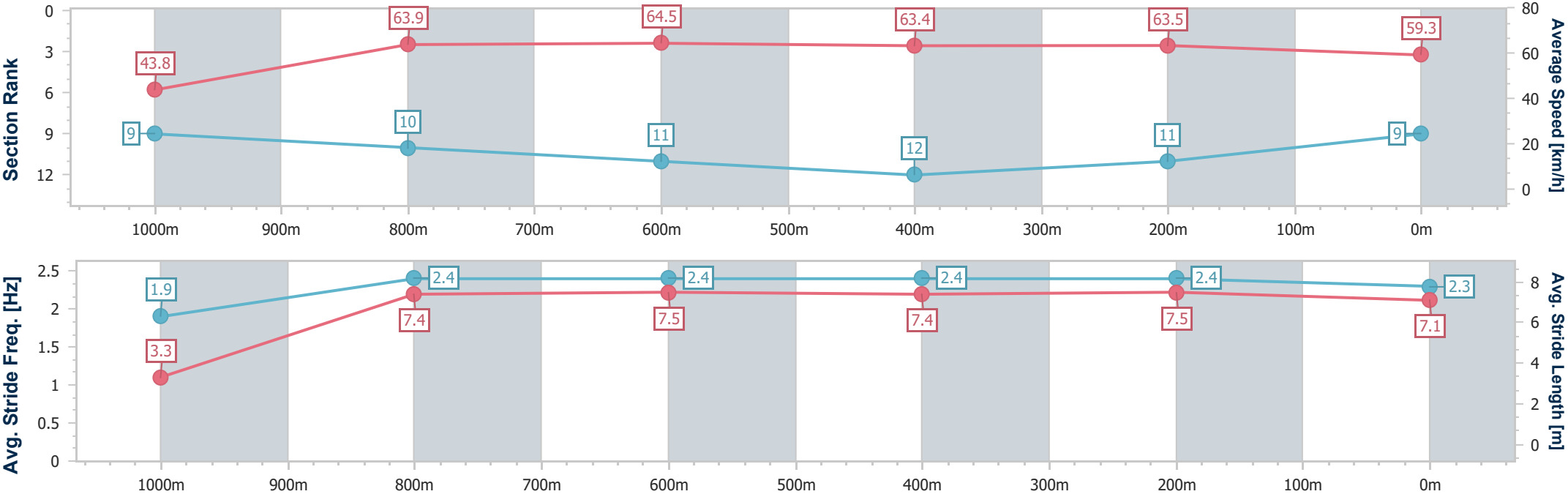
Horse/Jockey Name	Big Smile
Final Rank	9
Fastest Section Time (Section)	0:08.26 (Overall)
Top Speed [km/h] (Section)	65.8 (800m)
Race State	Finished



MackayProfessional
Race 3: Ladbroke's Mega Multi QTIS Maiden Plate - 1100m
30 December 2025 - 14:52
Track Rating: Good 4, Weather: Overcast, Rail Position: True



Section	Overall	1000m	800m	600m	400m	200m							
Section Times	1:05.66 [9] (0:08.26)	0:57.40 [9] (0:11.26)	0:46.14 [10] (0:11.18)	0:34.96 [11] (0:11.42)	0:23.54 [12] (0:11.42)	0:12.12 [11] (0:12.12)							
Average Speed [km/h]	43.8	63.9	64.5	63.4	63.5	59.3							
Top Speed [km/h]	60.9	65.6	65.8	65.0	64.0	63.1							
Avg. Dist. to Rail [m]	5.8	0.7	0.7	1.0	3.8	5.9							
Avg. Stride Freq. [Hz]	1.9	2.4	2.4	2.4	2.4	2.3							
Avg. Stride Length [m]	3.3	7.4	7.5	7.4	7.5	7.1							





Horse/Jockey Name	Stellar Legend
Final Rank	10
Fastest Section Time (Section)	0:08.60 (Overall)
Top Speed [km/h] (Section)	66.9 (1000m)
Race State	Finished



MackayProfessional

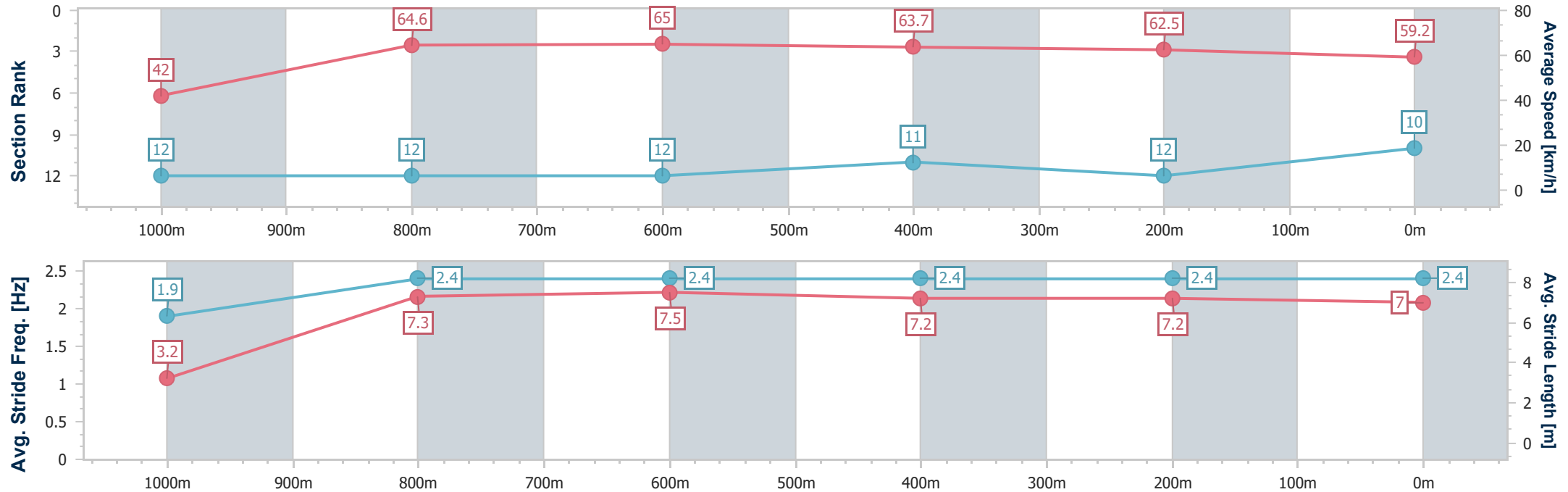
Race 3: Ladbrokes Mega Multi QTIS Maiden Plate - 1100m

30 December 2025 - 14:52

Track Rating: Good 4, Weather: Overcast, Rail Position: True



Section	Overall	1000m	800m	600m	400m	200m							
Section Times	1:05.81 [10] (0:08.60)	0:57.21 [12] (0:11.19)	0:46.02 [12] (0:11.08)	0:34.94 [12] (0:11.22)	0:23.72 [11] (0:11.54)	0:12.18 [12] (0:12.18)							
Average Speed [km/h]	42.0	64.6	65.0	63.7	62.5	59.2							
Top Speed [km/h]	60.7	66.9	66.8	65.8	64.8	62.4							
Avg. Dist. to Rail [m]	11.2	1.0	0.6	0.9	2.9	7.9							
Avg. Stride Freq. [Hz]	1.9	2.4	2.4	2.4	2.4	2.4							
Avg. Stride Length [m]	3.2	7.3	7.5	7.2	7.2	7.0							





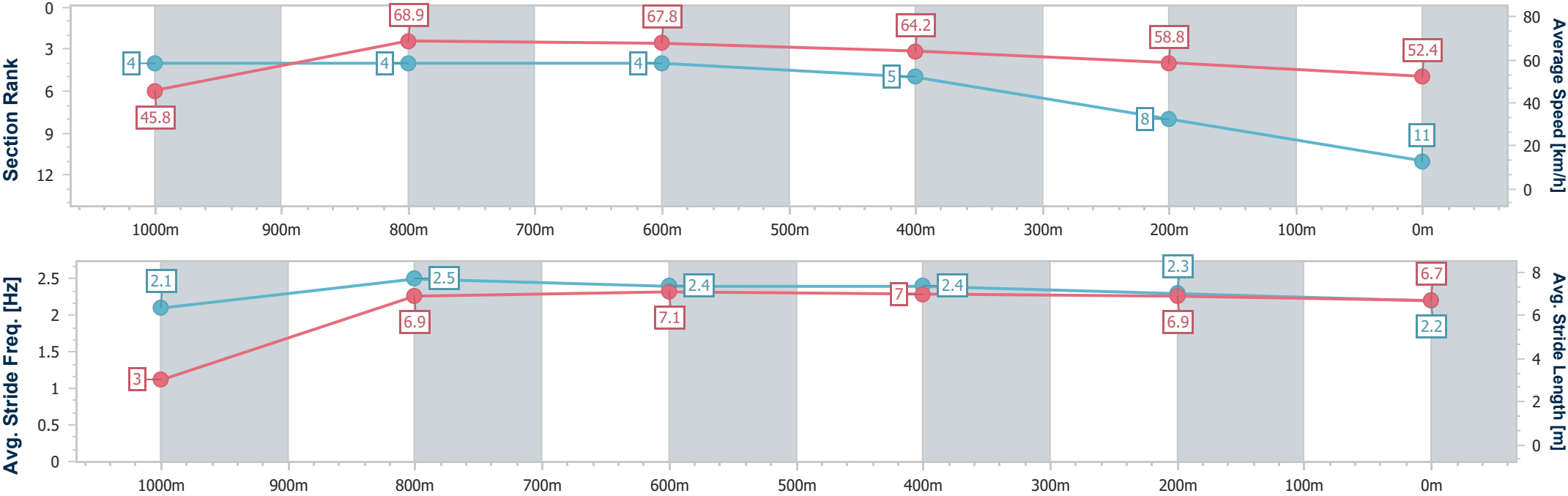
Horse/Jockey Name	Confiserie
Final Rank	11
Fastest Section Time (Section)	0:07.85 (Overall)
Top Speed [km/h] (Section)	70.3 (800m)
Race State	Finished



MackayProfessional
Race 3: Ladbrokes Mega Multi QTIS Maiden Plate - 1100m
30 December 2025 - 14:52
Track Rating: Good 4, Weather: Overcast, Rail Position: True



Section	Overall	1000m	800m	600m	400m	200m							
Section Times	1:06.77 [11] (0:07.85)	0:58.92 [4] (0:10.64)	0:48.28 [4] (0:10.72)	0:37.56 [4] (0:11.51)	0:26.05 [5] (0:12.28)	0:13.77 [8] (0:13.77)							
Average Speed [km/h]	45.8	68.9	67.8	64.2	58.8	52.4							
Top Speed [km/h]	64.5	70.2	70.3	66.6	61.3	56.5							
Avg. Dist. to Rail [m]	12.3	4.8	4.2	3.3	2.4	3.1							
Avg. Stride Freq. [Hz]	2.1	2.5	2.4	2.4	2.3	2.2							
Avg. Stride Length [m]	3.0	6.9	7.1	7.0	6.9	6.7							





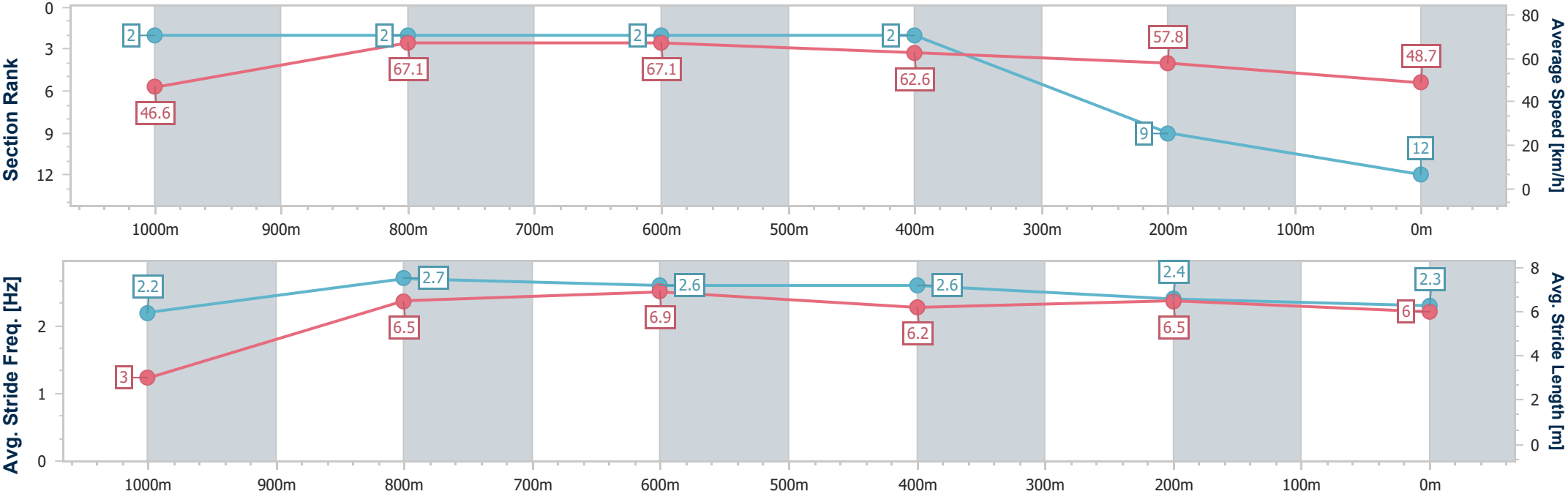
Horse/Jockey Name	Marrero
Final Rank	12
Fastest Section Time (Section)	0:07.73 (Overall)
Top Speed [km/h] (Section)	69.2 (1000m)
Race State	Finished



MackayProfessional
Race 3: Ladbrokes Mega Multi QTIS Maiden Plate - 1100m
30 December 2025 - 14:52
Track Rating: Good 4, Weather: Overcast, Rail Position: True



Section	Overall	1000m	800m	600m	400m	200m							
Section Times	1:07.83 [12] (0:07.73)	1:00.10 [2] (0:10.69)	0:49.41 [2] (0:10.70)	0:38.71 [2] (0:11.37)	0:27.34 [2] (0:12.58)	0:14.76 [9] (0:14.76)							
Average Speed [km/h]	46.6	67.1	67.1	62.6	57.8	48.7							
Top Speed [km/h]	64.4	69.2	68.3	65.0	60.6	54.8							
Avg. Dist. to Rail [m]	3.9	0.5	1.7	1.8	3.4	2.6							
Avg. Stride Freq. [Hz]	2.2	2.7	2.6	2.6	2.4	2.3							
Avg. Stride Length [m]	3.0	6.5	6.9	6.2	6.5	6.0							





MackayProfessional

Race 4: Ladbrokes Odds Surge 0 - 55 Handicap - 1100m

30 December 2025 - 15:27



MACKAY TURF CLUB
Ooralea Racecourse

Track Rating: Good 4, Weather: Overcast, Rail Position: True

Section						Overall	1000m	800m	600m	400m	200m	Last 600m		
Field Times						1:04.52 (0:07.88)	0:56.64 (0:10.69)	0:45.95 (0:10.75)	0:35.20 (0:11.28)	0:23.92 (0:11.65)	0:12.27 (0:12.27)	0:35.20		
Rank	TAB	Horse/Jockey	Barrier	Top Speed [km/h]	Fastest Section							Margin	Distance Travelled [m]	
1	9	HOT TORQUE INVEGAS	5	68.9	0:07.88	1:04.52 [1]	0:56.64 [1]	0:45.95 [2]	0:35.13 [2]	0:23.78 [2]	0:12.21 [2]	1:04.52	0:35.13	
		Fiona Sandkuhl		1000m	Overall	(0:07.88)	(0:10.69)	(0:10.82)	(0:11.35)	(0:11.57)	(0:12.21)			
2	8	HEY JEALOUSY	4	68.8	0:07.99	1:04.52 [2]	0:56.53 [5]	0:45.67 [6]	0:34.88 [5]	0:23.46 [5]	0:12.00 [3]	0.04L	0:34.88	-1
		Raul Silvera Olivera		1000m	Overall	(0:07.99)	(0:10.86)	(0:10.79)	(0:11.42)	(0:11.46)	(0:12.00)			
3	7	ZAYA	2	69.1	0:07.88	1:04.60 [3]	0:56.72 [2]	0:46.03 [1]	0:35.28 [1]	0:24.00 [1]	0:12.35 [1]	0.52L	0:35.28	-4
		Jackson Murphy		1000m	Overall	(0:07.88)	(0:10.69)	(0:10.75)	(0:11.28)	(0:11.65)	(0:12.35)			
4	1	DIAMOND MONEY	11	68.2	0:08.36	1:04.66 [4]	0:56.30 [11]	0:45.38 [12]	0:34.60 [11]	0:23.15 [11]	0:11.86 [6]	0.82L	0:34.60	+0
		Georgina Cartwright		800m	Overall	(0:08.36)	(0:10.92)	(0:10.78)	(0:11.45)	(0:11.29)	(0:11.86)			
5	11	LITTLE PINKER	8	68.9	0:07.99	1:04.80 [5]	0:56.81 [6]	0:45.97 [4]	0:35.04 [6]	0:23.49 [7]	0:11.91 [9]	1.65L	0:35.04	+3
		Ryan Wiggins		1000m	Overall	(0:07.99)	(0:10.84)	(0:10.93)	(0:11.55)	(0:11.58)	(0:11.91)			
6	13	PARTY FOR US	10	67.9	0:08.13	1:04.84 [6]	0:56.71 [9]	0:45.65 [11]	0:34.59 [12]	0:23.15 [12]	0:11.83 [11]	1.89L	0:34.59	+3
		Nikki Olzard		1000m	Overall	(0:08.13)	(0:11.06)	(0:11.06)	(0:11.44)	(0:11.32)	(0:11.83)			
7	4	RUM RUMBLE	1	69.6	0:08.48	1:04.95 [7]	0:56.47 [12]	0:45.81 [10]	0:35.11 [7]	0:23.81 [6]	0:12.33 [5]	2.58L	0:35.11	-7
		Aidan Holt		1000m	Overall	(0:08.48)	(0:10.66)	(0:10.70)	(0:11.30)	(0:11.48)	(0:12.33)			
8	5	RUM RUNNER	3	69.7	0:08.11	1:04.96 [8]	0:56.85 [8]	0:46.13 [4]	0:35.38 [4]	0:23.93 [3]	0:12.38 [4]	2.58L	0:35.38	-7
		Shakira Bailey		1000m	Overall	(0:08.11)	(0:10.72)	(0:10.75)	(0:11.45)	(0:11.55)	(0:12.38)			
9	6	HONOURBEFORE GLORY	6	68.1	0:08.27	1:05.09 [9]	0:56.82 [10]	0:45.97 [9]	0:35.19 [9]	0:23.73 [8]	0:12.23 [8]	3.38L	0:35.19	-3
		Tom Orr		1000m	Overall	(0:08.27)	(0:10.85)	(0:10.78)	(0:11.46)	(0:11.50)	(0:12.23)			
10	3	DALT JAZ	12	69.7	0:07.95	1:05.12 [10]	0:57.17 [4]	0:46.20 [7]	0:35.28 [8]	0:23.74 [9]	0:12.21 [10]	3.54L	0:35.28	+7
		Ashley Butler		1000m	Overall	(0:07.95)	(0:10.97)	(0:10.92)	(0:11.54)	(0:11.53)	(0:12.21)			

Scratched: Moochi Starlight (#10), Gabby's Ready (#15), Torera (#16), Coppabella Road (#2)

Report Created: Tue 30 December 2025 15:43 GMT (Note: Timing is based on position data)

Page 1/14

[] Ranking at each section and finish
-:-:- No data available at this section
NA No data available

SCN Saddle cloth number
DNF Did not finish
DNT Did not track

data processed by  TRIPLESDATA



MackayProfessional

Race 4: Ladbrokes Odds Surge 0 - 55 Handicap - 1100m

30 December 2025 - 15:27



MACKAY TURF CLUB
Ooralea Racecourse

Track Rating: Good 4, Weather: Overcast, Rail Position: True

Section					Overall	1000m	800m	600m	400m	200m	Last 600m			
Field Times					1:04.52 (0:07.88)	0:56.64 (0:10.69)	0:45.95 (0:10.75)	0:35.20 (0:11.28)	0:23.92 (0:11.65)	0:12.27 (0:12.27)	0:35.20			
Rank	TAB	Horse/Jockey	Barrier	Top Speed [km/h]	Fastest Section							Margin		Distance Travelled [m]
11	14	LOST LAMB	9	69.4	0:07.91	1:05.47 [11]	0:57.56 [3]	0:46.69 [3]	0:35.96 [3]	0:24.42 [4]	0:12.61 [7]	5.59L	0:35.96	+4
		Amy Graham		800m	Overall	(0:07.91)	(0:10.87)	(0:10.73)	(0:11.54)	(0:11.81)	(0:12.61)			
12	12	ITHINKBETTA	7	68.0	0:08.03	1:06.88 [12]	0:58.85 [7]	0:47.84 [8]	0:36.91 [10]	0:25.45 [10]	0:13.79 [12]	13.93L	0:36.91	+3
		Adam Sewell		800m	Overall	(0:08.03)	(0:11.01)	(0:10.93)	(0:11.46)	(0:11.66)	(0:13.79)			

Scratched: Moochi Starlight (#10), Gabby's Ready (#15), Torera (#16), Coppabella Road (#2)



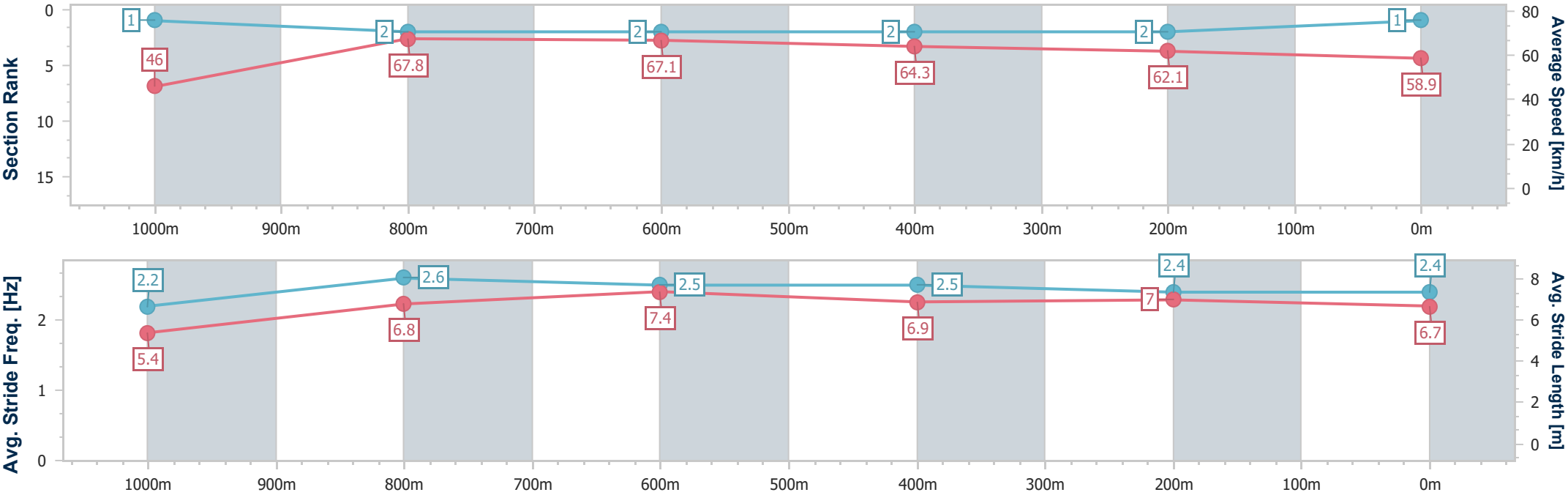
Horse/Jockey Name	Hot Torque Invegas
Final Rank	1
Fastest Section Time (Section)	0:07.88 (Overall)
Top Speed [km/h] (Section)	68.9 (1000m)
Race State	Finished



MackayProfessional
Race 4: Ladbrokes Odds Surge 0 - 55 Handicap - 1100m
30 December 2025 - 15:27
Track Rating: Good 4, Weather: Overcast, Rail Position: True



Section	Overall	1000m	800m	600m	400m	200m								
Section Times	1:04.52 [1] (0:07.88)	0:56.64 [1] (0:10.69)	0:45.95 [2] (0:10.82)	0:35.13 [2] (0:11.35)	0:23.78 [2] (0:11.57)	0:12.21 [2] (0:12.21)								
Average Speed [km/h]	46.0	67.8	67.1	64.3	62.1	58.9								
Top Speed [km/h]	63.7	68.9	68.2	64.9	63.2	61.6								
Avg. Dist. to Rail [m]	7.5	3.1	2.4	1.5	1.1	3.8								
Avg. Stride Freq. [Hz]	2.2	2.6	2.5	2.5	2.4	2.4								
Avg. Stride Length [m]	5.4	6.8	7.4	6.9	7.0	6.7								





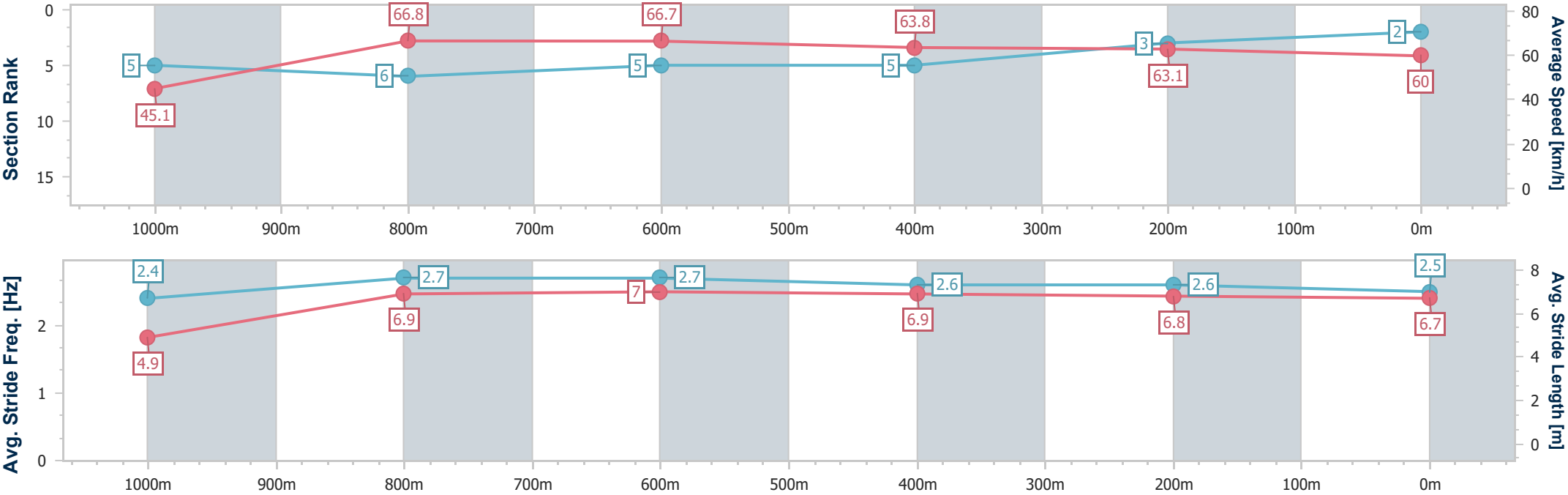
Horse/Jockey Name	Hey Jealousy
Final Rank	2
Fastest Section Time (Section)	0:07.99 (Overall)
Top Speed [km/h] (Section)	68.8 (1000m)
Race State	Finished



MackayProfessional
Race 4: Ladbrokes Odds Surge 0 - 55 Handicap - 1100m
30 December 2025 - 15:27
Track Rating: Good 4, Weather: Overcast, Rail Position: True



Section	Overall	1000m	800m	600m	400m	200m							
Section Times	1:04.52 [2] (0:07.99)	0:56.53 [5] (0:10.86)	0:45.67 [6] (0:10.79)	0:34.88 [5] (0:11.42)	0:23.46 [5] (0:11.46)	0:12.00 [3] (0:12.00)							
Average Speed [km/h]	45.1	66.8	66.7	63.8	63.1	60.0							
Top Speed [km/h]	61.9	68.8	68.8	65.4	64.8	63.0							
Avg. Dist. to Rail [m]	5.9	1.7	1.0	1.4	3.6	6.1							
Avg. Stride Freq. [Hz]	2.4	2.7	2.7	2.6	2.6	2.5							
Avg. Stride Length [m]	4.9	6.9	7.0	6.9	6.8	6.7							





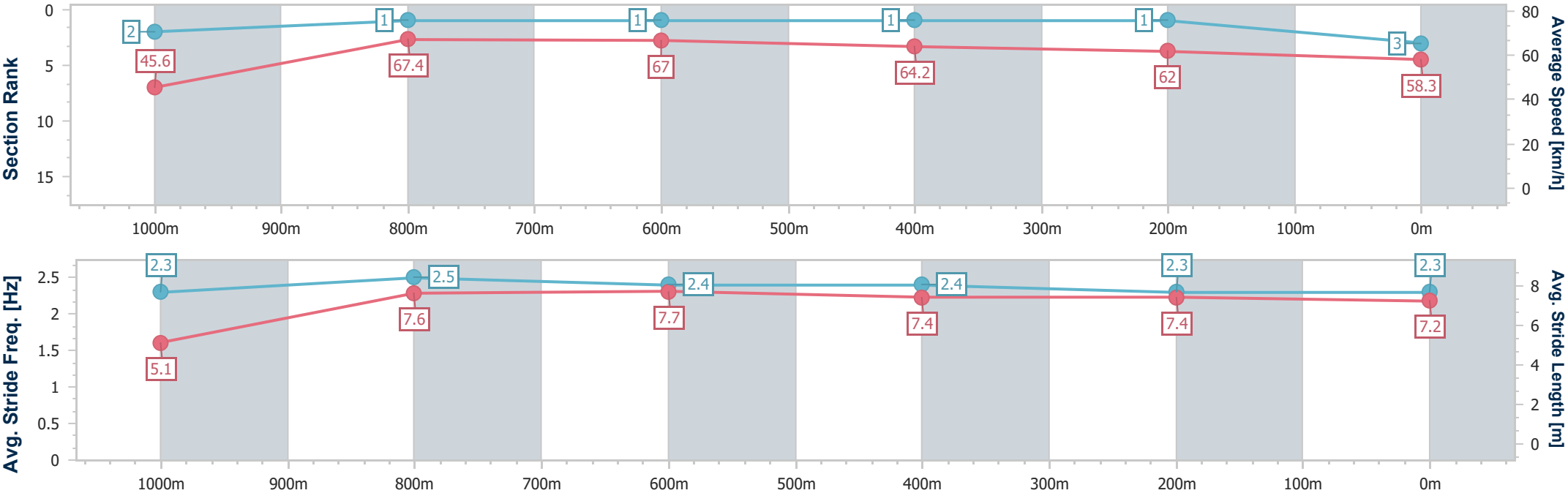
Horse/Jockey Name	Zaya
Final Rank	3
Fastest Section Time (Section)	0:07.88 (Overall)
Top Speed [km/h] (Section)	69.1 (1000m)
Race State	Finished



MackayProfessional
Race 4: Ladbrokes Odds Surge 0 - 55 Handicap - 1100m
30 December 2025 - 15:27
Track Rating: Good 4, Weather: Overcast, Rail Position: True



Section	Overall	1000m	800m	600m	400m	200m							
Section Times	1:04.60 [3] (0:07.88)	0:56.72 [2] (0:10.69)	0:46.03 [1] (0:10.75)	0:35.28 [1] (0:11.28)	0:24.00 [1] (0:11.65)	0:12.35 [1] (0:12.35)							
Average Speed [km/h]	45.6	67.4	67.0	64.2	62.0	58.3							
Top Speed [km/h]	62.5	69.1	68.9	66.1	62.7	60.7							
Avg. Dist. to Rail [m]	3.9	0.3	0.3	1.0	1.7	4.0							
Avg. Stride Freq. [Hz]	2.3	2.5	2.4	2.4	2.3	2.3							
Avg. Stride Length [m]	5.1	7.6	7.7	7.4	7.4	7.2							



[] Ranking at each section and finish
-.-.- No data available at this section
NA No data available



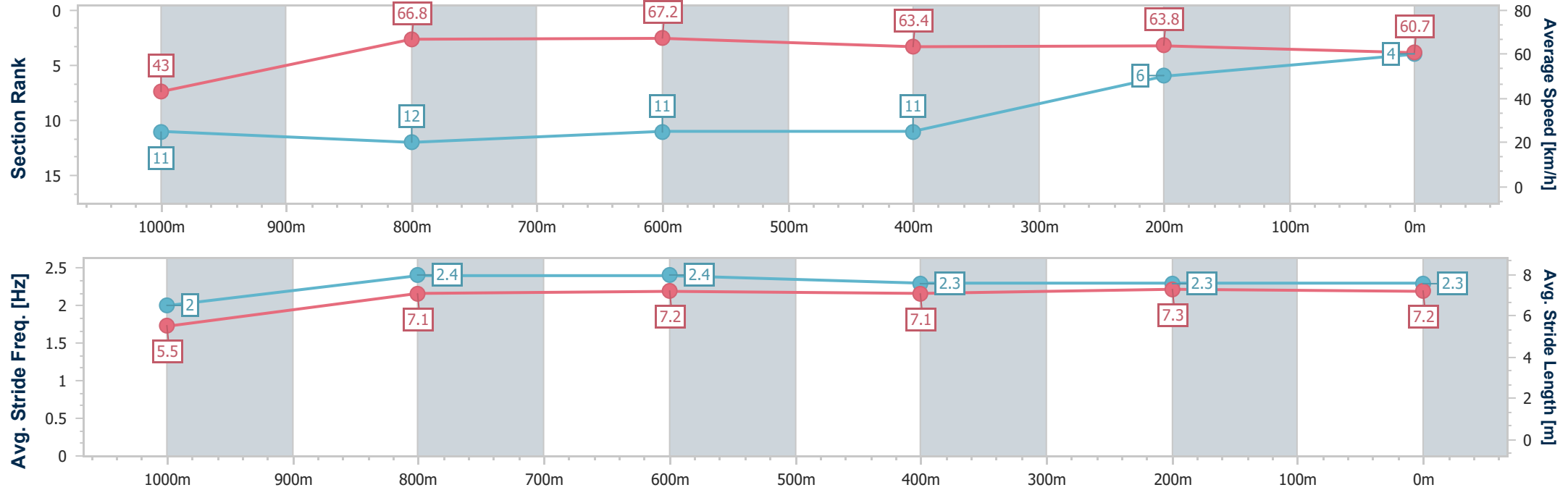
Horse/Jockey Name	Diamond Money
Final Rank	4
Fastest Section Time (Section)	0:08.36 (Overall)
Top Speed [km/h] (Section)	68.2 (800m)
Race State	Finished



MackayProfessional
Race 4: Ladbrokes Odds Surge 0 - 55 Handicap - 1100m
30 December 2025 - 15:27
Track Rating: Good 4, Weather: Overcast, Rail Position: True



Section	Overall	1000m	800m	600m	400m	200m							
Section Times	1:04.66 [4] (0:08.36)	0:56.30 [11] (0:10.92)	0:45.38 [12] (0:10.78)	0:34.60 [11] (0:11.45)	0:23.15 [11] (0:11.29)	0:11.86 [6] (0:11.86)							
Average Speed [km/h]	43.0	66.8	67.2	63.4	63.8	60.7							
Top Speed [km/h]	60.1	68.1	68.2	65.2	65.3	63.3							
Avg. Dist. to Rail [m]	12.4	3.1	2.0	1.3	1.0	1.9							
Avg. Stride Freq. [Hz]	2.0	2.4	2.4	2.3	2.3	2.3							
Avg. Stride Length [m]	5.5	7.1	7.2	7.1	7.3	7.2							



[] Ranking at each section and finish
-.-.- No data available at this section
NA No data available



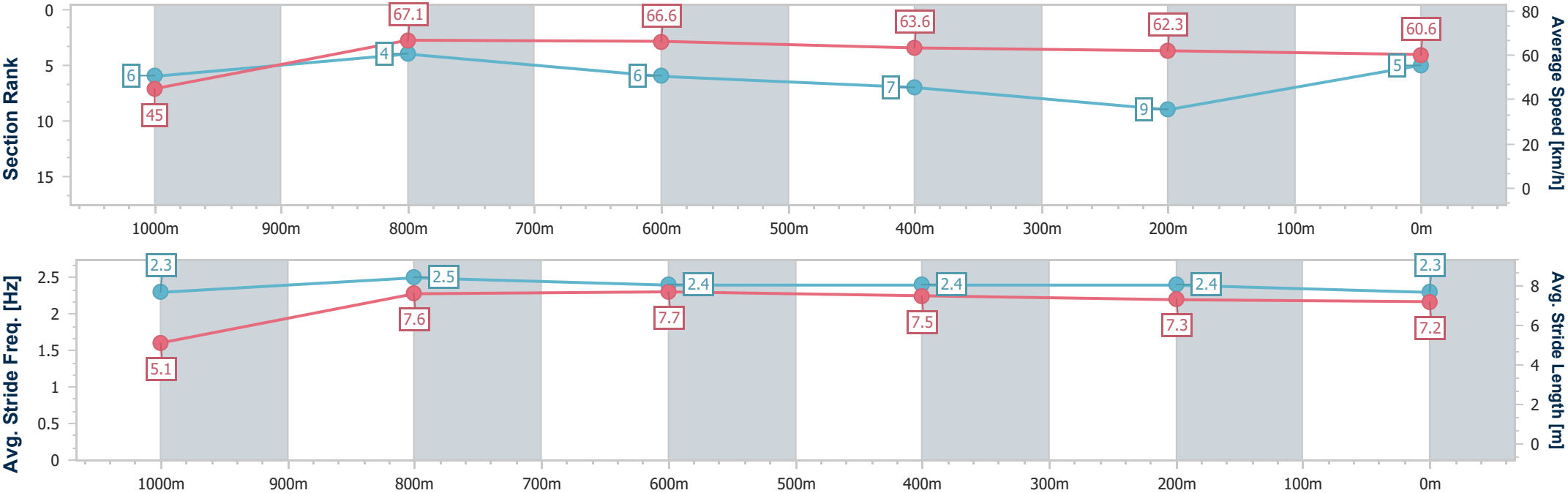
Horse/Jockey Name	Little Pinker
Final Rank	5
Fastest Section Time (Section)	0:07.99 (Overall)
Top Speed [km/h] (Section)	68.9 (1000m)
Race State	Finished



MackayProfessional
Race 4: Ladbrokes Odds Surge 0 - 55 Handicap - 1100m
30 December 2025 - 15:27
Track Rating: Good 4, Weather: Overcast, Rail Position: True



Section	Overall	1000m	800m	600m	400m	200m							
Section Times	1:04.80 [5] (0:07.99)	0:56.81 [6] (0:10.84)	0:45.97 [4] (0:10.93)	0:35.04 [6] (0:11.55)	0:23.49 [7] (0:11.58)	0:11.91 [9] (0:11.91)							
Average Speed [km/h]	45.0	67.1	66.6	63.6	62.3	60.6							
Top Speed [km/h]	63.0	68.9	67.7	65.2	63.8	62.9							
Avg. Dist. to Rail [m]	9.2	3.2	2.4	2.7	3.8	6.5							
Avg. Stride Freq. [Hz]	2.3	2.5	2.4	2.4	2.4	2.3							
Avg. Stride Length [m]	5.1	7.6	7.7	7.5	7.3	7.2							





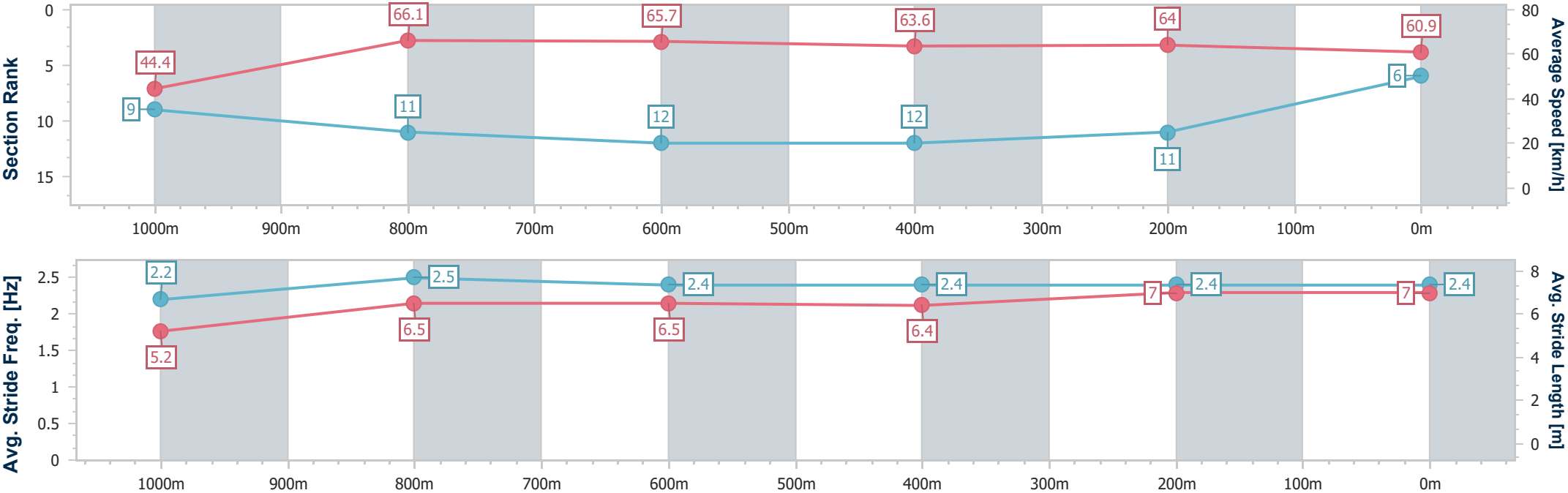
Horse/Jockey Name	Party For Us
Final Rank	6
Fastest Section Time (Section)	0:08.13 (Overall)
Top Speed [km/h] (Section)	67.9 (1000m)
Race State	Finished



MackayProfessional
Race 4: Ladbrokes Odds Surge 0 - 55 Handicap - 1100m
30 December 2025 - 15:27
Track Rating: Good 4, Weather: Overcast, Rail Position: True



Section	Overall	1000m	800m	600m	400m	200m							
Section Times	1:04.84 [6] (0:08.13)	0:56.71 [9] (0:11.06)	0:45.65 [11] (0:11.06)	0:34.59 [12] (0:11.44)	0:23.15 [12] (0:11.32)	0:11.83 [11] (0:11.83)							
Average Speed [km/h]	44.4	66.1	65.7	63.6	64.0	60.9							
Top Speed [km/h]	61.7	67.9	67.4	64.4	64.8	63.8							
Avg. Dist. to Rail [m]	11.9	4.9	2.9	1.4	6.1	9.5							
Avg. Stride Freq. [Hz]	2.2	2.5	2.4	2.4	2.4	2.4							
Avg. Stride Length [m]	5.2	6.5	6.5	6.4	7.0	7.0							





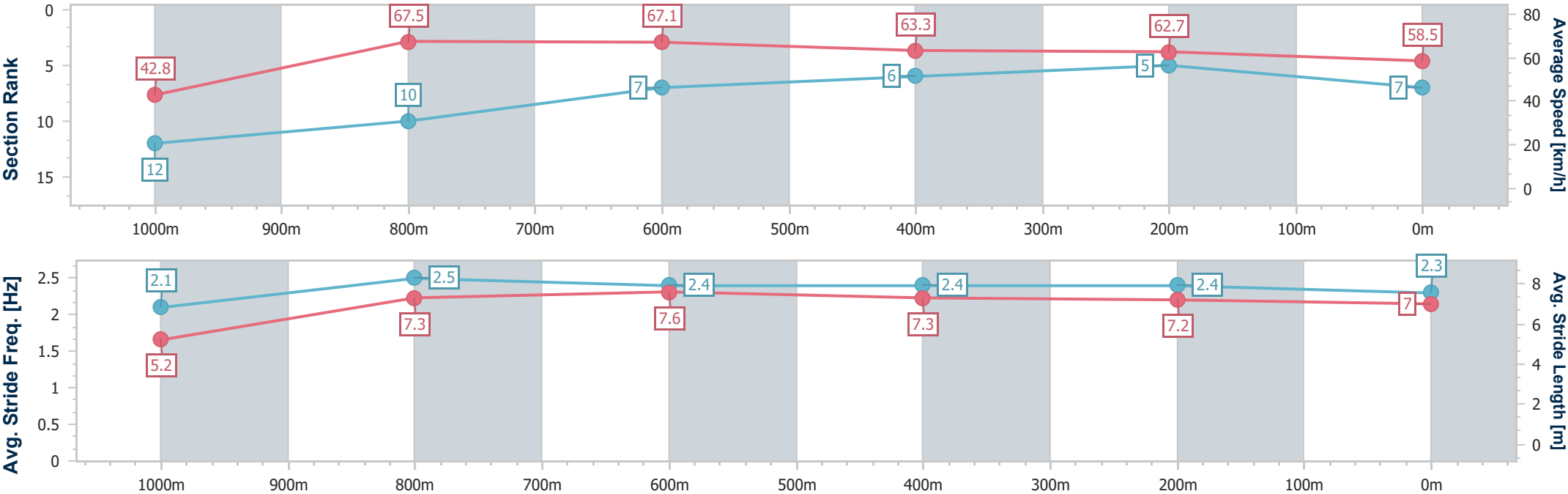
Horse/Jockey Name	Rum Rumble
Final Rank	7
Fastest Section Time (Section)	0:08.48 (Overall)
Top Speed [km/h] (Section)	69.6 (1000m)
Race State	Finished



MackayProfessional
Race 4: Ladbrokes Odds Surge 0 - 55 Handicap - 1100m
30 December 2025 - 15:27
Track Rating: Good 4, Weather: Overcast, Rail Position: True



Section	Overall	1000m	800m	600m	400m	200m							
Section Times	1:04.95 [7] (0:08.48)	0:56.47 [12] (0:10.66)	0:45.81 [10] (0:10.70)	0:35.11 [7] (0:11.30)	0:23.81 [6] (0:11.48)	0:12.33 [5] (0:12.33)							
Average Speed [km/h]	42.8	67.5	67.1	63.3	62.7	58.5							
Top Speed [km/h]	63.3	69.6	69.2	65.2	64.3	64.3							
Avg. Dist. to Rail [m]	2.9	0.6	0.3	0.6	2.0	5.0							
Avg. Stride Freq. [Hz]	2.1	2.5	2.4	2.4	2.4	2.3							
Avg. Stride Length [m]	5.2	7.3	7.6	7.3	7.2	7.0							





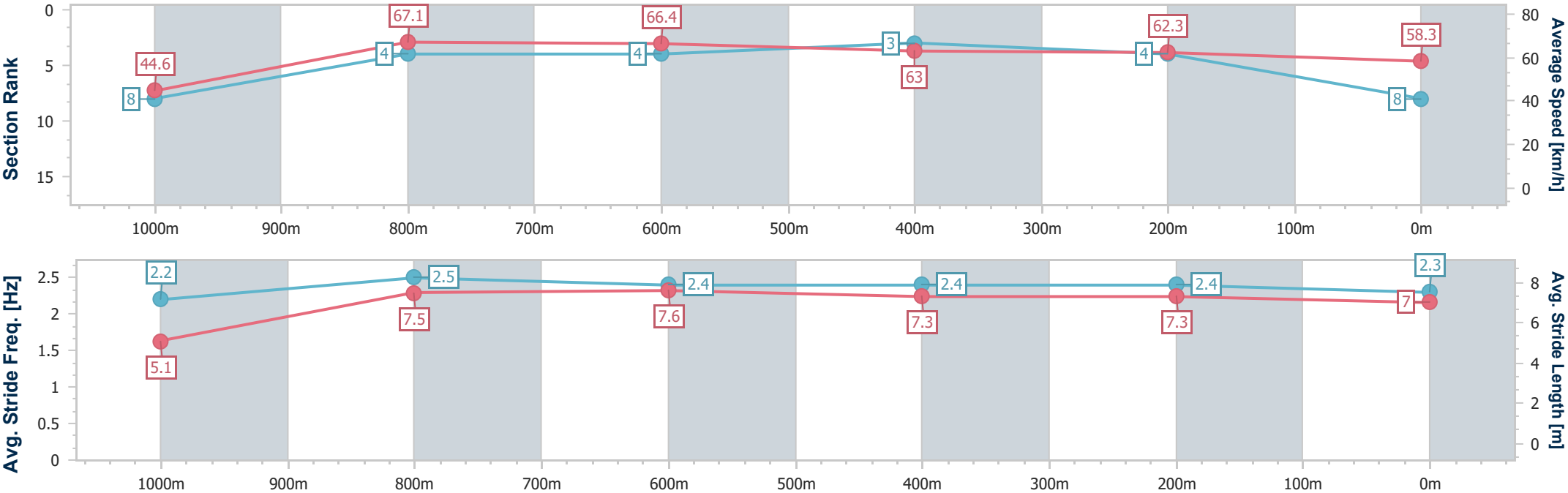
Horse/Jockey Name	Rum Runner
Final Rank	8
Fastest Section Time (Section)	0:08.11 (Overall)
Top Speed [km/h] (Section)	69.7 (1000m)
Race State	Finished



MackayProfessional
Race 4: Ladbrokes Odds Surge 0 - 55 Handicap - 1100m
30 December 2025 - 15:27
Track Rating: Good 4, Weather: Overcast, Rail Position: True



Section	Overall	1000m	800m	600m	400m	200m							
Section Times	1:04.96 [8] (0:08.11)	0:56.85 [8] (0:10.72)	0:46.13 [4] (0:10.75)	0:35.38 [4] (0:11.45)	0:23.93 [3] (0:11.55)	0:12.38 [4] (0:12.38)							
Average Speed [km/h]	44.6	67.1	66.4	63.0	62.3	58.3							
Top Speed [km/h]	63.1	69.7	69.6	65.2	64.2	62.1							
Avg. Dist. to Rail [m]	4.9	0.8	1.0	0.8	0.6	0.5							
Avg. Stride Freq. [Hz]	2.2	2.5	2.4	2.4	2.4	2.3							
Avg. Stride Length [m]	5.1	7.5	7.6	7.3	7.3	7.0							





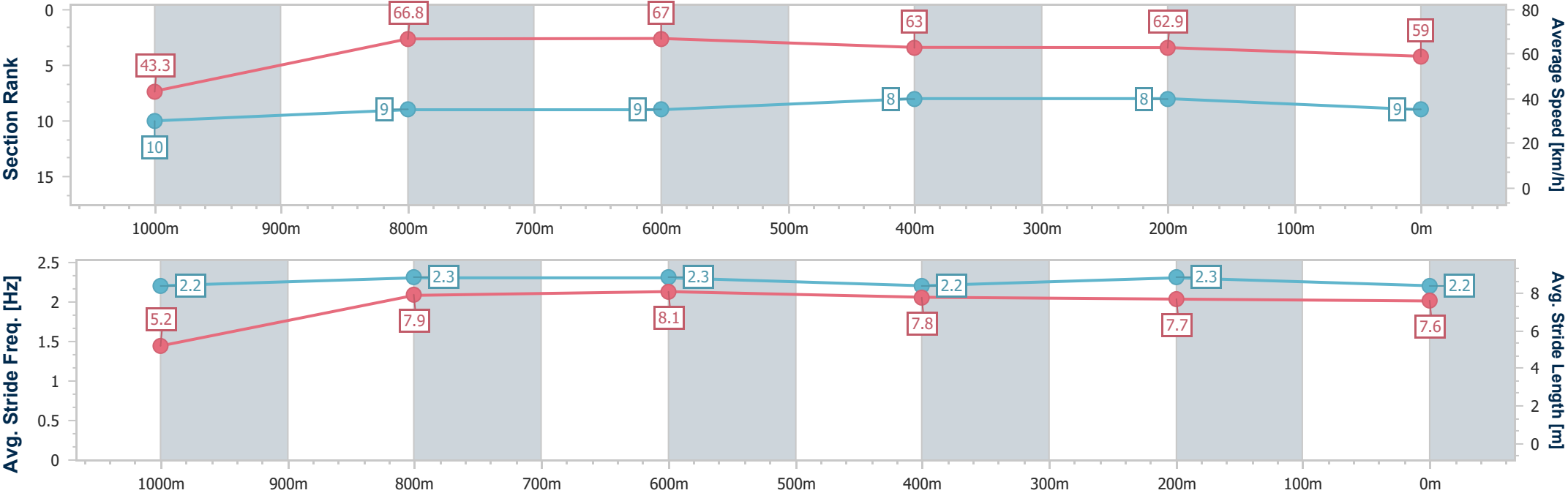
Horse/Jockey Name	Honourbefore Glory
Final Rank	9
Fastest Section Time (Section)	0:08.27 (Overall)
Top Speed [km/h] (Section)	68.1 (1000m)
Race State	Finished



MackayProfessional
Race 4: Ladbrokes Odds Surge 0 - 55 Handicap - 1100m
30 December 2025 - 15:27
Track Rating: Good 4, Weather: Overcast, Rail Position: True



Section	Overall	1000m	800m	600m	400m	200m							
Section Times	1:05.09 [9] (0:08.27)	0:56.82 [10] (0:10.85)	0:45.97 [9] (0:10.78)	0:35.19 [9] (0:11.46)	0:23.73 [8] (0:11.50)	0:12.23 [8] (0:12.23)							
Average Speed [km/h]	43.3	66.8	67.0	63.0	62.9	59.0							
Top Speed [km/h]	63.5	68.1	68.0	65.2	63.7	62.9							
Avg. Dist. to Rail [m]	7.2	0.9	1.1	0.8	3.2	4.9							
Avg. Stride Freq. [Hz]	2.2	2.3	2.3	2.2	2.3	2.2							
Avg. Stride Length [m]	5.2	7.9	8.1	7.8	7.7	7.6							





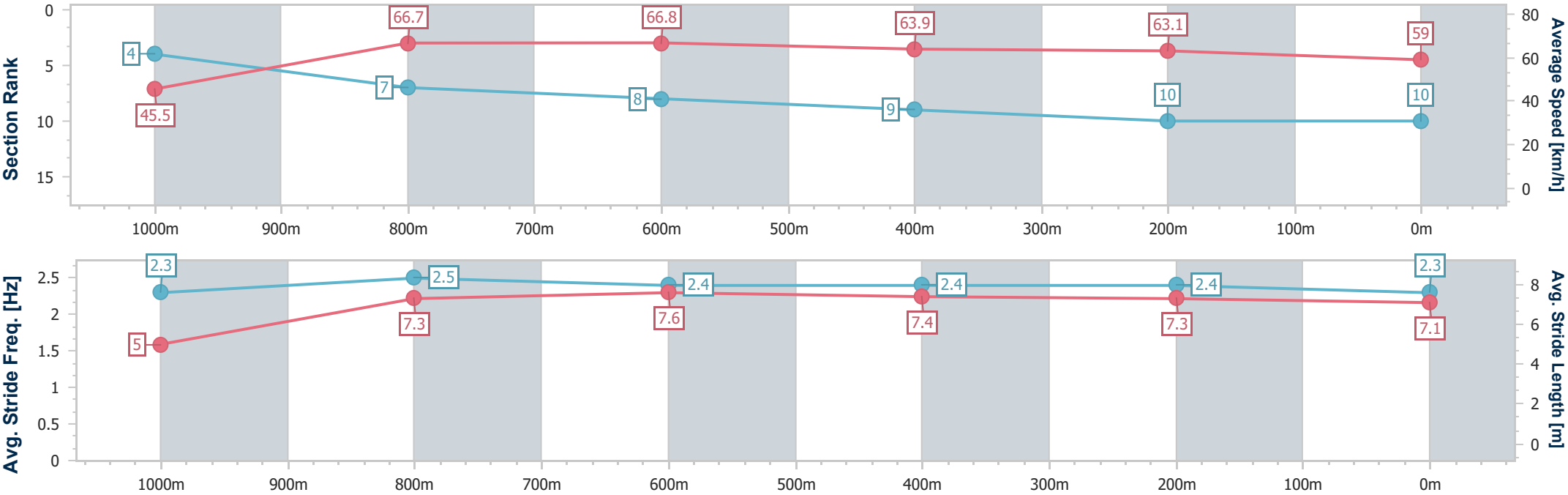
Horse/Jockey Name	Dalt Jaz
Final Rank	10
Fastest Section Time (Section)	0:07.95 (Overall)
Top Speed [km/h] (Section)	69.7 (1000m)
Race State	Finished



MackayProfessional
Race 4: Ladbrokes Odds Surge 0 - 55 Handicap - 1100m
30 December 2025 - 15:27
Track Rating: Good 4, Weather: Overcast, Rail Position: True



Section	Overall	1000m	800m	600m	400m	200m							
Section Times	1:05.12 [10] (0:07.95)	0:57.17 [4] (0:10.97)	0:46.20 [7] (0:10.92)	0:35.28 [8] (0:11.54)	0:23.74 [9] (0:11.53)	0:12.21 [10] (0:12.21)							
Average Speed [km/h]	45.5	66.7	66.8	63.9	63.1	59.0							
Top Speed [km/h]	62.6	69.7	69.1	65.1	65.1	62.2							
Avg. Dist. to Rail [m]	12.8	6.9	3.8	3.0	5.6	7.6							
Avg. Stride Freq. [Hz]	2.3	2.5	2.4	2.4	2.4	2.3							
Avg. Stride Length [m]	5.0	7.3	7.6	7.4	7.3	7.1							





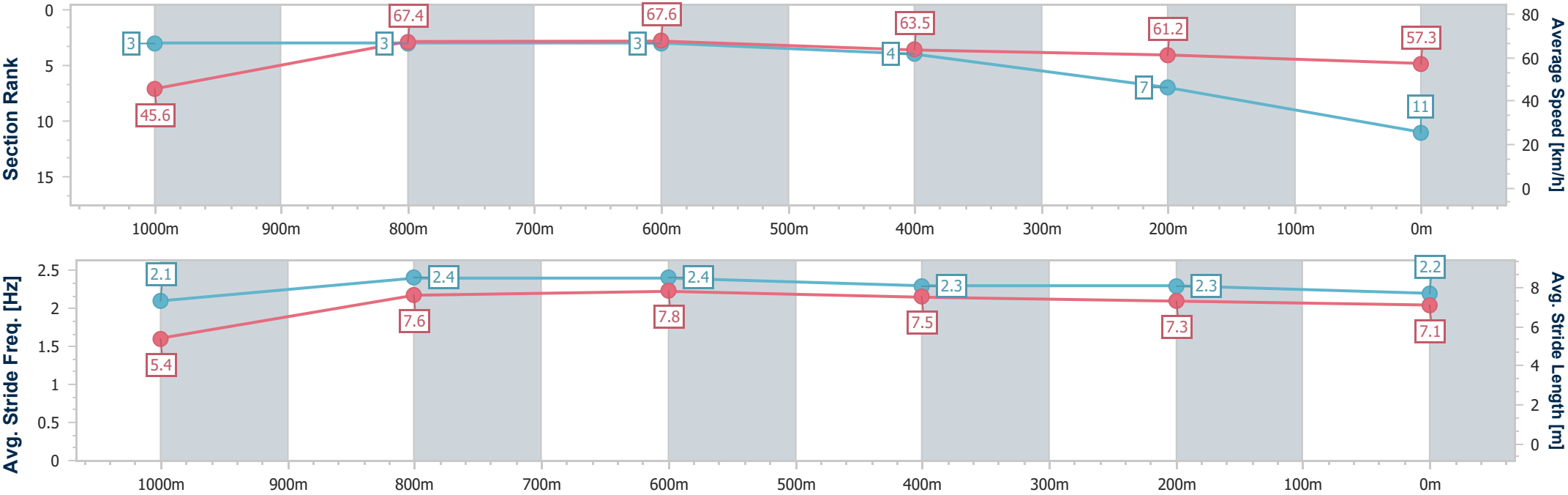
Horse/Jockey Name	Lost Lamb
Final Rank	11
Fastest Section Time (Section)	0:07.91 (Overall)
Top Speed [km/h] (Section)	69.4 (800m)
Race State	Finished



MackayProfessional
Race 4: Ladbrokes Odds Surge 0 - 55 Handicap - 1100m
30 December 2025 - 15:27
Track Rating: Good 4, Weather: Overcast, Rail Position: True



Section	Overall	1000m	800m	600m	400m	200m							
Section Times	1:05.47 [11] (0:07.91)	0:57.56 [3] (0:10.87)	0:46.69 [3] (0:10.73)	0:35.96 [3] (0:11.54)	0:24.42 [4] (0:11.81)	0:12.61 [7] (0:12.61)							
Average Speed [km/h]	45.6	67.4	67.6	63.5	61.2	57.3							
Top Speed [km/h]	63.8	69.1	69.4	65.4	62.3	60.3							
Avg. Dist. to Rail [m]	10.8	5.4	3.1	2.3	4.0	6.2							
Avg. Stride Freq. [Hz]	2.1	2.4	2.4	2.3	2.3	2.2							
Avg. Stride Length [m]	5.4	7.6	7.8	7.5	7.3	7.1							





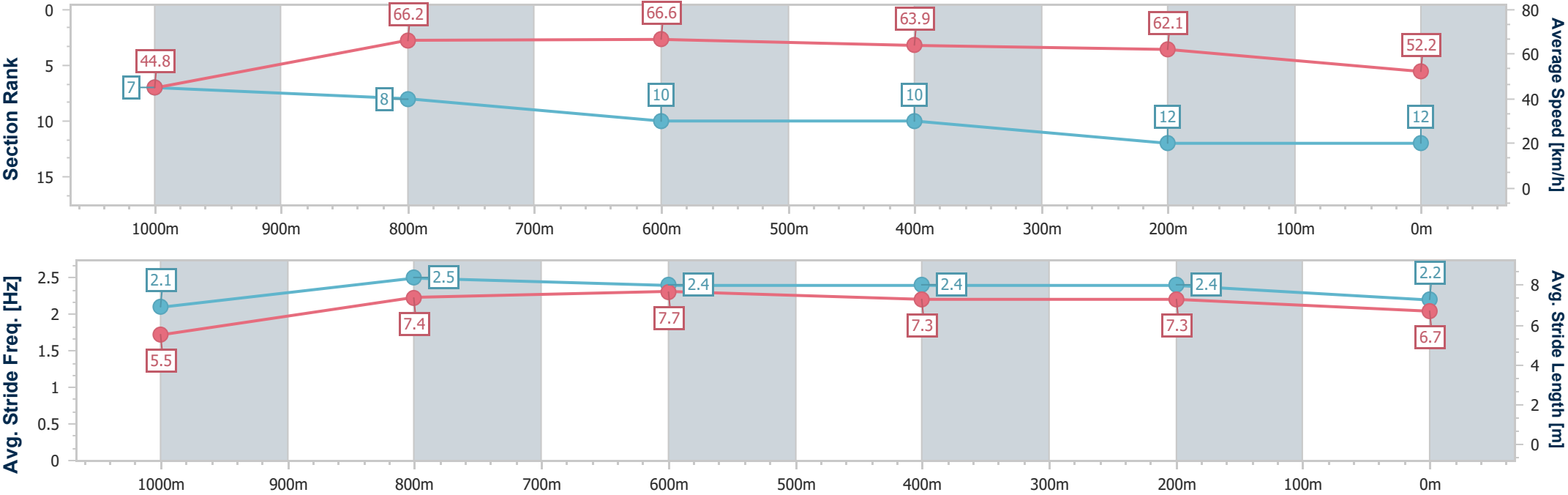
Horse/Jockey Name	lthinkbetta
Final Rank	12
Fastest Section Time (Section)	0:08.03 (Overall)
Top Speed [km/h] (Section)	68.0 (800m)
Race State	Finished



MackayProfessional
Race 4: Ladbrokes Odds Surge 0 - 55 Handicap - 1100m
30 December 2025 - 15:27
Track Rating: Good 4, Weather: Overcast, Rail Position: True



Section	Overall	1000m	800m	600m	400m	200m							
Section Times	1:06.88 [12] (0:08.03)	0:58.85 [7] (0:11.01)	0:47.84 [8] (0:10.93)	0:36.91 [10] (0:11.46)	0:25.45 [10] (0:11.66)	0:13.79 [12] (0:13.79)							
Average Speed [km/h]	44.8	66.2	66.6	63.9	62.1	52.2							
Top Speed [km/h]	61.7	67.9	68.0	65.4	63.9	59.2							
Avg. Dist. to Rail [m]	8.4	3.4	3.4	2.5	4.6	7.1							
Avg. Stride Freq. [Hz]	2.1	2.5	2.4	2.4	2.4	2.2							
Avg. Stride Length [m]	5.5	7.4	7.7	7.3	7.3	6.7							





MackayProfessional

Race 5: Ladbrokes Bet Ticker Class 3 Handicap - 1560m

30 December 2025 - 16:05



MACKAY TURF CLUB
Ooralea Racecourse

Track Rating: Good 4, Weather: Overcast, Rail Position: True

Section						Overall	1400m	1200m	1000m	800m	600m	400m	Last 600m		
Field Times						1:34.19 (0:11.46)	1:22.73 (0:11.35)	1:11.38 (0:11.56)	0:59.82 (0:11.55)	0:48.27 (0:11.72)	0:36.55 (0:12.10)	0:24.45 (0:12.21)	0:36.55		
Rank	TAB	Horse/Jockey	Barrier	Top Speed [km/h]	Fastest Section										Distance Travelled [m]
1	8	GRUMPYWANTSATISSUE	12	64.6	0:11.39	1:34.19 [1]	1:21.91 [12]	1:10.40 [10]	0:59.01 [10]	0:47.36 [10]	0:35.83 [10]	0:23.93 [7]	0:35.83		
		Adam Sewell		1400m	1200m	(0:12.28)	(0:11.51)	(0:11.39)	(0:11.65)	(0:11.53)	(0:11.90)	(0:11.75)			
2	2	MORDECAI	3	65.0	0:11.43	1:34.45 [2]	1:22.45 [9]	1:11.02 [9]	0:59.56 [8]	0:47.91 [8]	0:36.33 [8]	0:24.23 [6]	0:36.33	-5	
		Warwick Satherley		1400m	1400m	(0:12.00)	(0:11.43)	(0:11.46)	(0:11.65)	(0:11.58)	(0:12.10)	(0:11.92)			
3	6	HE'S THE ONE	1	64.3	0:11.48	1:34.55 [3]	1:22.99 [4]	1:11.41 [5]	0:59.93 [5]	0:48.37 [4]	0:36.71 [4]	0:24.71 [2]	0:36.71	-5	
		Jason Taylor		1400m	1200m	(0:11.56)	(0:11.58)	(0:11.48)	(0:11.56)	(0:11.66)	(0:12.00)	(0:12.11)			
4	10	TORQUE ESPAGNA	8	64.8	0:11.33	1:34.88 [4]	1:23.01 [8]	1:11.52 [8]	1:00.19 [6]	0:48.46 [6]	0:36.78 [7]	0:24.82 [5]	0:36.78	+2	
		Ashvin Goindasamy		1200m	1200m	(0:11.87)	(0:11.49)	(0:11.33)	(0:11.73)	(0:11.68)	(0:11.96)	(0:12.12)			
5	9	SHADOW PROJECT	7	63.6	0:11.48	1:34.95 [5]	1:22.91 [10]	1:11.04 [12]	0:59.56 [12]	0:47.62 [12]	0:35.99 [12]	0:24.24 [12]	0:35.99	+0	
		Raul Silvera Olivera		1200m	1200m	(0:12.04)	(0:11.87)	(0:11.48)	(0:11.94)	(0:11.63)	(0:11.75)	(0:11.88)			
6	3	SOUTHAVEN	11	65.3	0:11.49	1:35.00 [6]	1:22.92 [11]	1:11.18 [11]	0:59.69 [11]	0:47.82 [11]	0:36.19 [11]	0:24.49 [10]	0:36.19	-8	
		Tom Orr		1200m	1200m	(0:12.08)	(0:11.74)	(0:11.49)	(0:11.87)	(0:11.63)	(0:11.70)	(0:11.98)			
7	11	STAR CHANCE	4	64.8	0:11.42	1:35.10 [7]	1:23.59 [2]	1:12.10 [3]	1:00.59 [3]	0:49.17 [2]	0:37.41 [2]	0:25.36 [1]	0:37.41	-2	
		Nikki Olzard		1400m	1000m	(0:11.51)	(0:11.49)	(0:11.51)	(0:11.42)	(0:11.76)	(0:12.05)	(0:12.33)			
8	5	REGAL JUDGEMENT	2	64.6	0:11.35	1:35.56 [8]	1:24.10 [1]	1:12.75 [1]	1:01.19 [1]	0:49.64 [1]	0:37.92 [1]	0:25.52 [4]	0:37.92	-6	
		Amy Graham		1400m	1400m	(0:11.46)	(0:11.35)	(0:11.56)	(0:11.55)	(0:11.72)	(0:12.40)	(0:12.38)			
9	1	HOT PURSUIT	9	65.3	0:11.45	1:35.58 [9]	1:23.93 [6]	1:12.48 [4]	1:00.97 [4]	0:49.35 [5]	0:37.83 [3]	0:25.71 [3]	0:37.83	+2	
		Wanderson D'Avila		1200m	1400m	(0:11.65)	(0:11.45)	(0:11.51)	(0:11.62)	(0:11.52)	(0:12.12)	(0:12.42)			
10	4	FIGOREEN	5	64.1	0:11.60	1:35.63 [10]	1:24.03 [5]	1:12.30 [7]	1:00.70 [9]	0:48.90 [9]	0:37.28 [9]	0:25.12 [11]	0:37.28	+6	
		Fiona Sandkuhl		1400m	Overall	(0:11.60)	(0:11.73)	(0:11.60)	(0:11.80)	(0:11.62)	(0:12.16)	(0:12.17)			



MackayProfessional

Race 5: Ladbrokes Bet Ticker Class 3 Handicap - 1560m

30 December 2025 - 16:05



MACKAY TURF CLUB
Ooralea Racecourse

Track Rating: Good 4, Weather: Overcast, Rail Position: True

Section					Overall	1400m	1200m	1000m	800m	600m	400m	Last 600m			
Field Times					1:34.19 (0:11.46)	1:22.73 (0:11.35)	1:11.38 (0:11.56)	0:59.82 (0:11.55)	0:48.27 (0:11.72)	0:36.55 (0:12.10)	0:24.45 (0:12.21)	0:36.55			
Rank	TAB	Horse/Jockey	Barrier	Top Speed [km/h]	Fastest Section										Distance Travelled [m]
11	7	OUTTA CONTROL	6	65.2	0:11.41	1:36.48 [11]	1:24.83 [7]	1:13.18 [6]	1:01.77 [7]	0:50.00 [7]	0:38.43 [6]	0:26.20 [8]	0:38.43	+2	
		Cody Collis		1200m	1200m	(0:11.65)	(0:11.65)	(0:11.41)	(0:11.77)	(0:11.57)	(0:12.23)	(0:12.43)			
12	12	ANNA CHATABOX	10	65.3	0:11.36	1:36.76 [12]	1:25.23 [3]	1:13.87 [2]	1:02.33 [2]	0:50.64 [3]	0:38.91 [5]	0:26.44 [9]	0:38.91	+0	
		Tasha Chambers		1400m	1400m	(0:11.53)	(0:11.36)	(0:11.54)	(0:11.69)	(0:11.73)	(0:12.47)	(0:12.74)			



MackayProfessional

Race 5: Ladbrokes Bet Ticker Class 3 Handicap - 1560m

30 December 2025 - 16:05



MACKAY TURF CLUB
Ooralea Racecourse

Track Rating: Good 4, Weather: Overcast, Rail Position: True

Section						200m				Last 600m		
Field Times						0:12.24 (0:12.24)				0:36.55		
Rank	TAB	Horse/Jockey	Barrier	Top Speed [km/h]	Fastest Section	Margin					Distance Travelled [m]	
1	8	GRUMPYWANTSATISSUE	12	64.6	0:11.39	0:12.18 [2]	1:34.19				0:35.83	
		Adam Sewell		1400m	1200m	(0:12.18)						
2	2	MORDECAI	3	65.0	0:11.43	0:12.31 [4]	1.49L				0:36.33	-5
		Warwick Satherley		1400m	1400m	(0:12.31)						
3	6	HE'S THE ONE	1	64.3	0:11.48	0:12.60 [1]	2.12L				0:36.71	-5
		Jason Taylor		1400m	1200m	(0:12.60)						
4	10	TORQUE ESPAGNA	8	64.8	0:11.33	0:12.70 [5]	4.05L				0:36.78	+2
		Ashvin Goindasamy		1200m	1200m	(0:12.70)						
5	9	SHADOW PROJECT	7	63.6	0:11.48	0:12.36 [9]	4.44L				0:35.99	+0
		Raul Silvera Olivera		1200m	1200m	(0:12.36)						
6	3	SOUTHAVEN	11	65.3	0:11.49	0:12.51 [8]	4.74L				0:36.19	-8
		Tom Orr		1200m	1200m	(0:12.51)						
7	11	STAR CHANCE	4	64.8	0:11.42	0:13.03 [3]	5.32L				0:37.41	-2
		Nikki Olzard		1400m	1000m	(0:13.03)						
8	5	REGAL JUDGEMENT	2	64.6	0:11.35	0:13.14 [7]	8.03L				0:37.92	-6
		Amy Graham		1400m	1400m	(0:13.14)						
9	1	HOT PURSUIT	9	65.3	0:11.45	0:13.29 [6]	8.17L				0:37.83	+2
		Wanderson D'Avila		1200m	1400m	(0:13.29)						
10	4	FIGOREEN	5	64.1	0:11.60	0:12.95 [10]	8.46L				0:37.28	+6
		Fiona Sandkuhl		1400m	Overall	(0:12.95)						



MackayProfessional

Race 5: Ladbrokes Bet Ticker Class 3 Handicap - 1560m

30 December 2025 - 16:05



MACKAY TURF CLUB
Ooralea Racecourse

Track Rating: Good 4, Weather: Overcast, Rail Position: True

Section						200m		Last 600m	
Field Times						0:12.24 (0:12.24)		0:36.55	
Rank	TAB	Horse/Jockey	Barrier	Top Speed [km/h]	Fastest Section	Margin		Distance Travelled [m]	
11	7	OUTTA CONTROL	6	65.2	0:11.41	0:13.77 [11]	13.46L	0:38.43	+2
		Cody Collis		1200m	1200m	(0:13.77)			
12	12	ANNA CHATABOX	10	65.3	0:11.36	0:13.70 [12]	15.12L	0:38.91	+0
		Tasha Chambers		1400m	1400m	(0:13.70)			



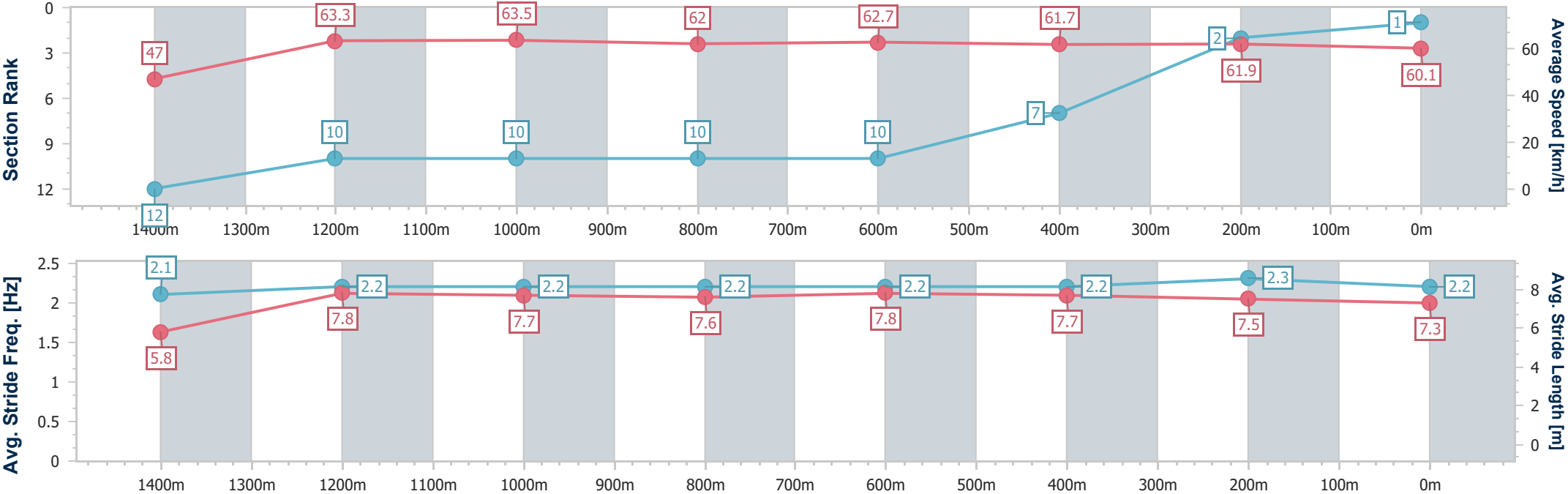
Horse/Jockey Name	Grumpywantsatissue
Final Rank	1
Fastest Section Time (Section)	0:11.39 (1200m)
Top Speed [km/h] (Section)	64.6 (1400m)
Race State	Finished



MackayProfessional
Race 5: Ladbrokes Bet Ticker Class 3 Handicap - 1560m
30 December 2025 - 16:05
Track Rating: Good 4, Weather: Overcast, Rail Position: True



Section	Overall	1400m	1200m	1000m	800m	600m	400m	200m					
Section Times	1:34.19 [1] (0:12.28)	1:21.91 [12] (0:11.51)	1:10.40 [10] (0:11.39)	0:59.01 [10] (0:11.65)	0:47.36 [10] (0:11.53)	0:35.83 [10] (0:11.90)	0:23.93 [7] (0:11.75)	0:12.18 [2] (0:12.18)					
Average Speed [km/h]	47.0	63.3	63.5	62.0	62.7	61.7	61.9	60.1					
Top Speed [km/h]	59.1	64.6	64.5	62.9	63.4	62.7	62.6	62.0					
Avg. Dist. to Rail [m]	10.2	2.7	1.8	1.2	1.0	2.7	6.5	8.9					
Avg. Stride Freq. [Hz]	2.1	2.2	2.2	2.2	2.2	2.2	2.3	2.2					
Avg. Stride Length [m]	5.8	7.8	7.7	7.6	7.8	7.7	7.5	7.3					





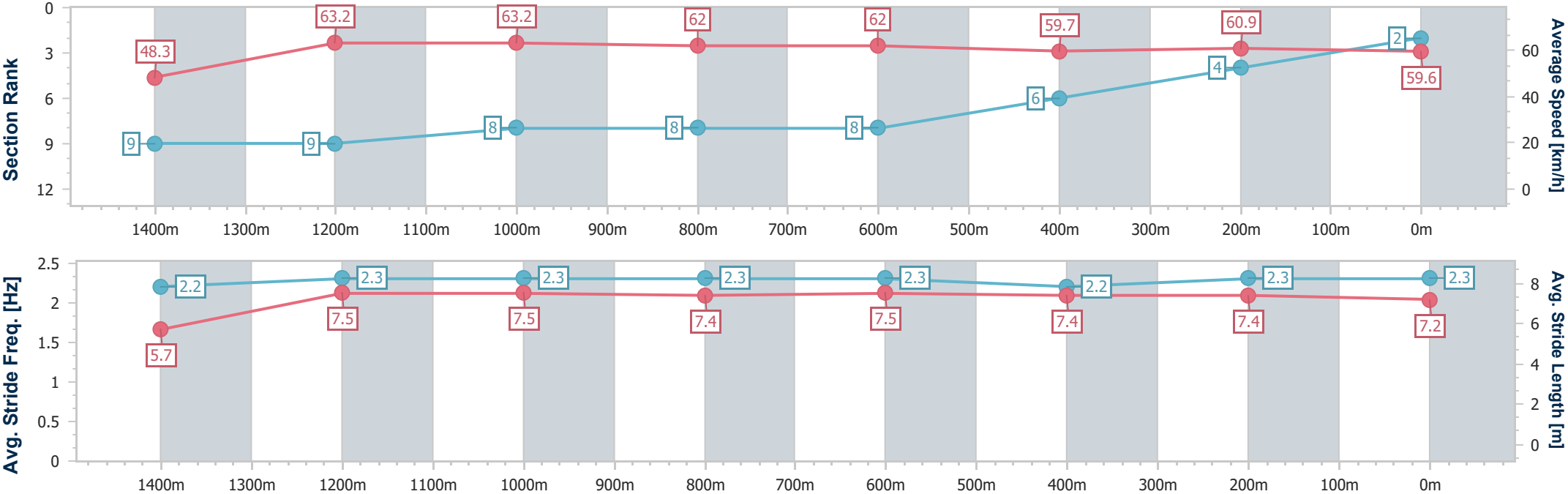
Horse/Jockey Name	Mordecai
Final Rank	2
Fastest Section Time (Section)	0:11.43 (1400m)
Top Speed [km/h] (Section)	65.0 (1400m)
Race State	Finished



MackayProfessional
Race 5: Ladbrokes Bet Ticker Class 3 Handicap - 1560m
30 December 2025 - 16:05
Track Rating: Good 4, Weather: Overcast, Rail Position: True



Section	Overall	1400m	1200m	1000m	800m	600m	400m	200m					
Section Times	1:34.45 [2] (0:12.00)	1:22.45 [9] (0:11.43)	1:11.02 [9] (0:11.46)	0:59.56 [8] (0:11.65)	0:47.91 [8] (0:11.58)	0:36.33 [8] (0:12.10)	0:24.23 [6] (0:11.92)	0:12.31 [4]					
Average Speed [km/h]	48.3	63.2	63.2	62.0	62.0	59.7	60.9	59.6					
Top Speed [km/h]	62.7	65.0	64.4	63.1	63.1	60.4	61.6	61.1					
Avg. Dist. to Rail [m]	2.9	1.4	1.2	1.0	0.7	0.7	3.1	6.1					
Avg. Stride Freq. [Hz]	2.2	2.3	2.3	2.3	2.3	2.2	2.3	2.3					
Avg. Stride Length [m]	5.7	7.5	7.5	7.4	7.5	7.4	7.4	7.2					





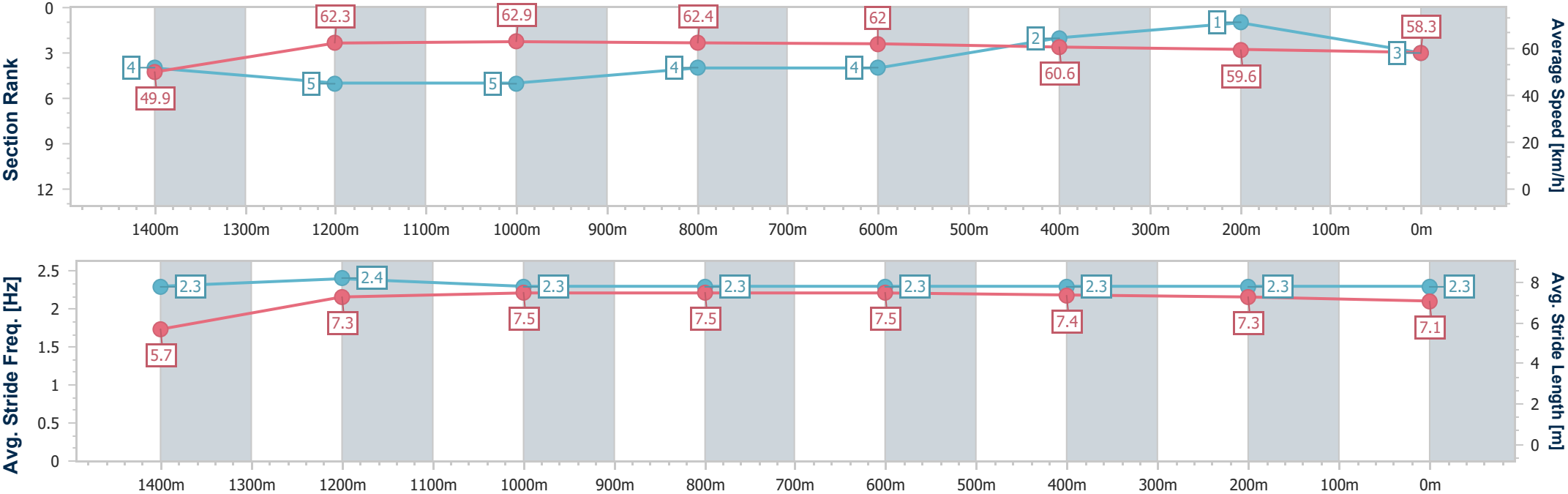
Horse/Jockey Name	He's The One
Final Rank	3
Fastest Section Time (Section)	0:11.48 (1200m)
Top Speed [km/h] (Section)	64.3 (1400m)
Race State	Finished



MackayProfessional
Race 5: Ladbrokes Bet Ticker Class 3 Handicap - 1560m
30 December 2025 - 16:05
Track Rating: Good 4, Weather: Overcast, Rail Position: True



Section	Overall	1400m	1200m	1000m	800m	600m	400m	200m					
Section Times	1:34.55 [3] (0:11.56)	1:22.99 [4] (0:11.58)	1:11.41 [5] (0:11.48)	0:59.93 [5] (0:11.56)	0:48.37 [4] (0:11.66)	0:36.71 [4] (0:12.00)	0:24.71 [2] (0:12.11)	0:12.60 [1] (0:12.60)					
Average Speed [km/h]	49.9	62.3	62.9	62.4	62.0	60.6	59.6	58.3					
Top Speed [km/h]	62.4	64.3	63.3	63.2	62.5	61.5	60.3	60.3					
Avg. Dist. to Rail [m]	1.6	1.0	0.9	1.0	0.7	1.3	2.9	5.2					
Avg. Stride Freq. [Hz]	2.3	2.4	2.3	2.3	2.3	2.3	2.3	2.3					
Avg. Stride Length [m]	5.7	7.3	7.5	7.5	7.5	7.4	7.3	7.1					





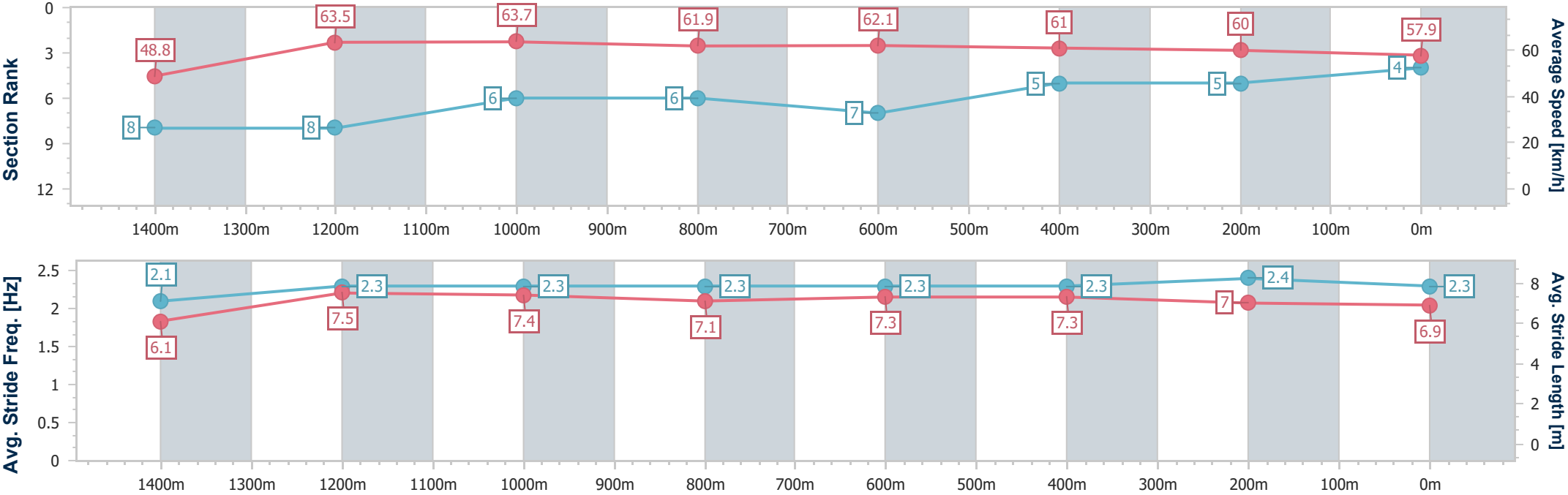
Horse/Jockey Name	Torque Espagna
Final Rank	4
Fastest Section Time (Section)	0:11.33 (1200m)
Top Speed [km/h] (Section)	64.8 (1200m)
Race State	Finished



MackayProfessional
Race 5: Ladbrokes Bet Ticker Class 3 Handicap - 1560m
30 December 2025 - 16:05
Track Rating: Good 4, Weather: Overcast, Rail Position: True



Section	Overall	1400m	1200m	1000m	800m	600m	400m	200m					
Section Times	1:34.88 [4] (0:11.87)	1:23.01 [8] (0:11.49)	1:11.52 [8] (0:11.33)	1:00.19 [6] (0:11.73)	0:48.46 [6] (0:11.68)	0:36.78 [7] (0:11.96)	0:24.82 [5] (0:12.12)	0:12.70 [5] (0:12.70)					
Average Speed [km/h]	48.8	63.5	63.7	61.9	62.1	61.0	60.0	57.9					
Top Speed [km/h]	63.2	64.3	64.8	62.7	63.0	62.8	60.5	59.5					
Avg. Dist. to Rail [m]	5.7	2.6	2.8	2.2	1.9	2.0	5.2	7.3					
Avg. Stride Freq. [Hz]	2.1	2.3	2.3	2.3	2.3	2.3	2.4	2.3					
Avg. Stride Length [m]	6.1	7.5	7.4	7.1	7.3	7.3	7.0	6.9					





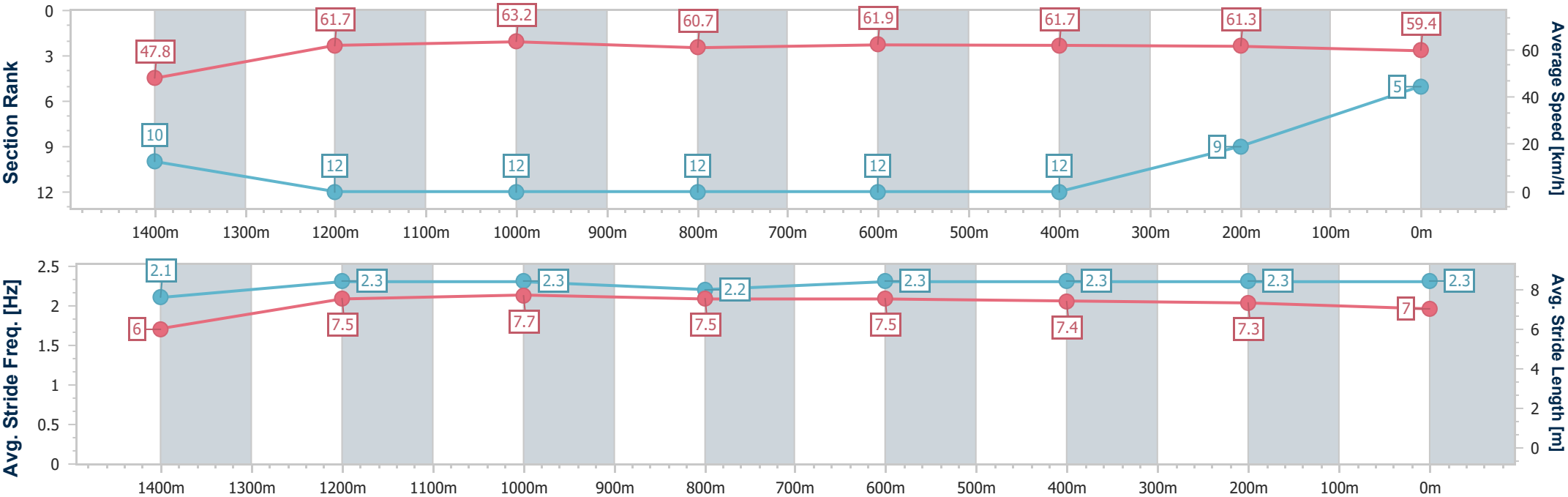
Horse/Jockey Name	Shadow Project
Final Rank	5
Fastest Section Time (Section)	0:11.48 (1200m)
Top Speed [km/h] (Section)	63.6 (1200m)
Race State	Finished



MackayProfessional
Race 5: Ladbrokes Bet Ticker Class 3 Handicap - 1560m
30 December 2025 - 16:05
Track Rating: Good 4, Weather: Overcast, Rail Position: True



Section	Overall	1400m	1200m	1000m	800m	600m	400m	200m					
Section Times	1:34.95 [5] (0:12.04)	1:22.91 [10] (0:11.87)	1:11.04 [12] (0:11.48)	0:59.56 [12] (0:11.94)	0:47.62 [12] (0:11.63)	0:35.99 [12] (0:11.75)	0:24.24 [12] (0:11.88)	0:12.36 [9] (0:12.36)					
Average Speed [km/h]	47.8	61.7	63.2	60.7	61.9	61.7	61.3	59.4					
Top Speed [km/h]	59.8	63.5	63.6	61.7	62.8	62.9	61.8	61.2					
Avg. Dist. to Rail [m]	6.4	3.7	2.9	1.8	1.5	1.1	5.4	8.2					
Avg. Stride Freq. [Hz]	2.1	2.3	2.3	2.2	2.3	2.3	2.3	2.3					
Avg. Stride Length [m]	6.0	7.5	7.7	7.5	7.5	7.4	7.3	7.0					



[] Ranking at each section and finish
-.-.- No data available at this section
NA No data available



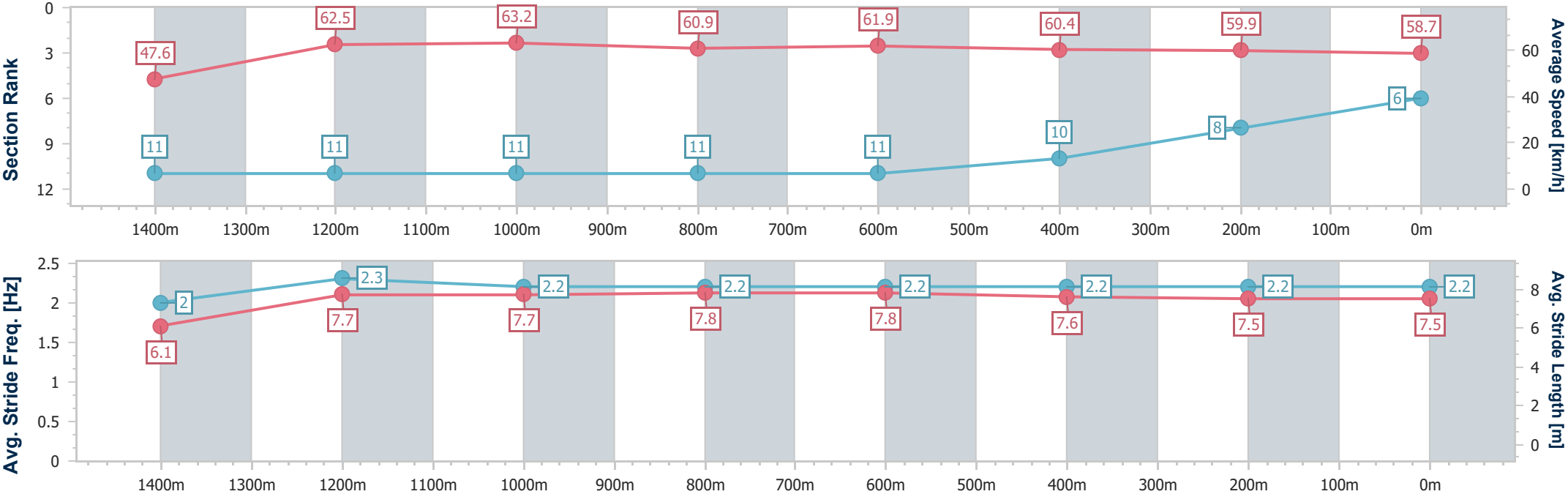
Horse/Jockey Name	Southaven
Final Rank	6
Fastest Section Time (Section)	0:11.49 (1200m)
Top Speed [km/h] (Section)	65.3 (1200m)
Race State	Finished



MackayProfessional
Race 5: Ladbrokes Bet Ticker Class 3 Handicap - 1560m
30 December 2025 - 16:05
Track Rating: Good 4, Weather: Overcast, Rail Position: True



Section	Overall	1400m	1200m	1000m	800m	600m	400m	200m					
Section Times	1:35.00 [6] (0:12.08)	1:22.92 [11] (0:11.74)	1:11.18 [11] (0:11.49)	0:59.69 [11] (0:11.87)	0:47.82 [11] (0:11.63)	0:36.19 [11] (0:11.70)	0:24.49 [10] (0:11.98)	0:12.51 [8] (0:12.51)					
Average Speed [km/h]	47.6	62.5	63.2	60.9	61.9	60.4	59.9	58.7					
Top Speed [km/h]	61.9	65.0	65.3	62.1	63.3	61.1	60.4	59.6					
Avg. Dist. to Rail [m]	8.2	3.9	3.5	2.0	0.8	2.2	1.0	0.5					
Avg. Stride Freq. [Hz]	2.0	2.3	2.2	2.2	2.2	2.2	2.2	2.2					
Avg. Stride Length [m]	6.1	7.7	7.7	7.8	7.8	7.6	7.5	7.5					





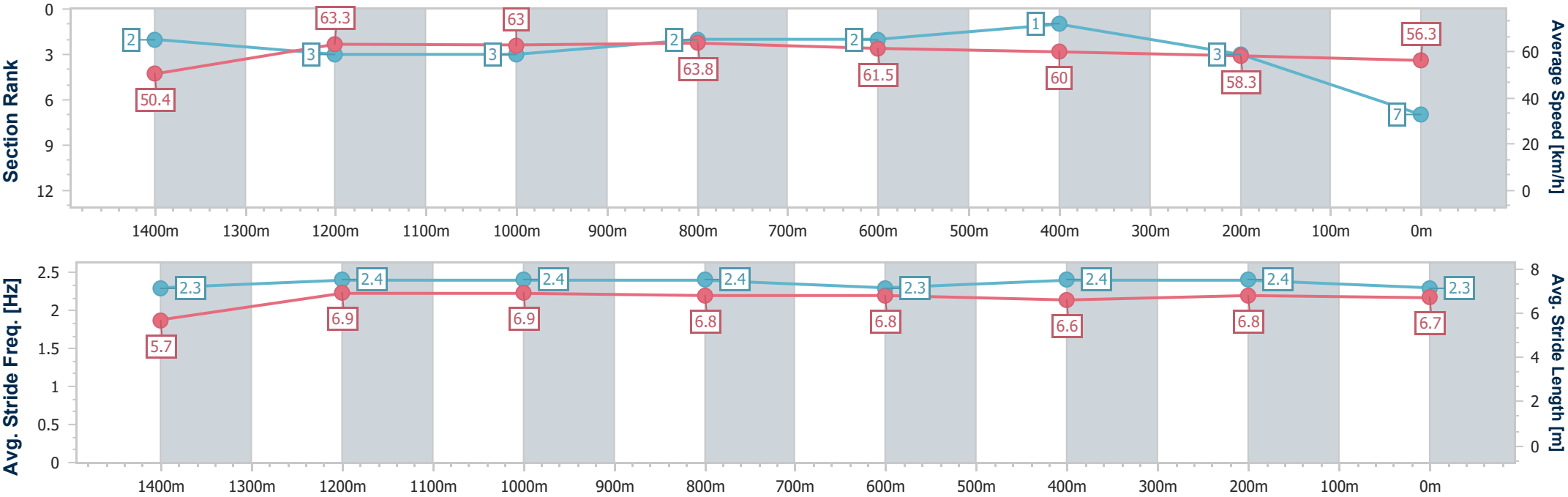
Horse/Jockey Name	Star Chance
Final Rank	7
Fastest Section Time (Section)	0:11.42 (1000m)
Top Speed [km/h] (Section)	64.8 (1400m)
Race State	Finished



MackayProfessional
Race 5: Ladbrokes Bet Ticker Class 3 Handicap - 1560m
30 December 2025 - 16:05
Track Rating: Good 4, Weather: Overcast, Rail Position: True



Section	Overall	1400m	1200m	1000m	800m	600m	400m	200m					
Section Times	1:35.10 [7] (0:11.51)	1:23.59 [2] (0:11.49)	1:12.10 [3] (0:11.51)	1:00.59 [3] (0:11.42)	0:49.17 [2] (0:11.76)	0:37.41 [2] (0:12.05)	0:25.36 [1] (0:12.33)	0:13.03 [3] (0:13.03)					
Average Speed [km/h]	50.4	63.3	63.0	63.8	61.5	60.0	58.3	56.3					
Top Speed [km/h]	61.7	64.8	64.0	64.3	62.6	61.2	59.1	57.7					
Avg. Dist. to Rail [m]	3.8	3.0	3.2	3.0	2.2	0.5	0.4	1.3					
Avg. Stride Freq. [Hz]	2.3	2.4	2.4	2.4	2.3	2.4	2.4	2.3					
Avg. Stride Length [m]	5.7	6.9	6.9	6.8	6.8	6.6	6.8	6.7					





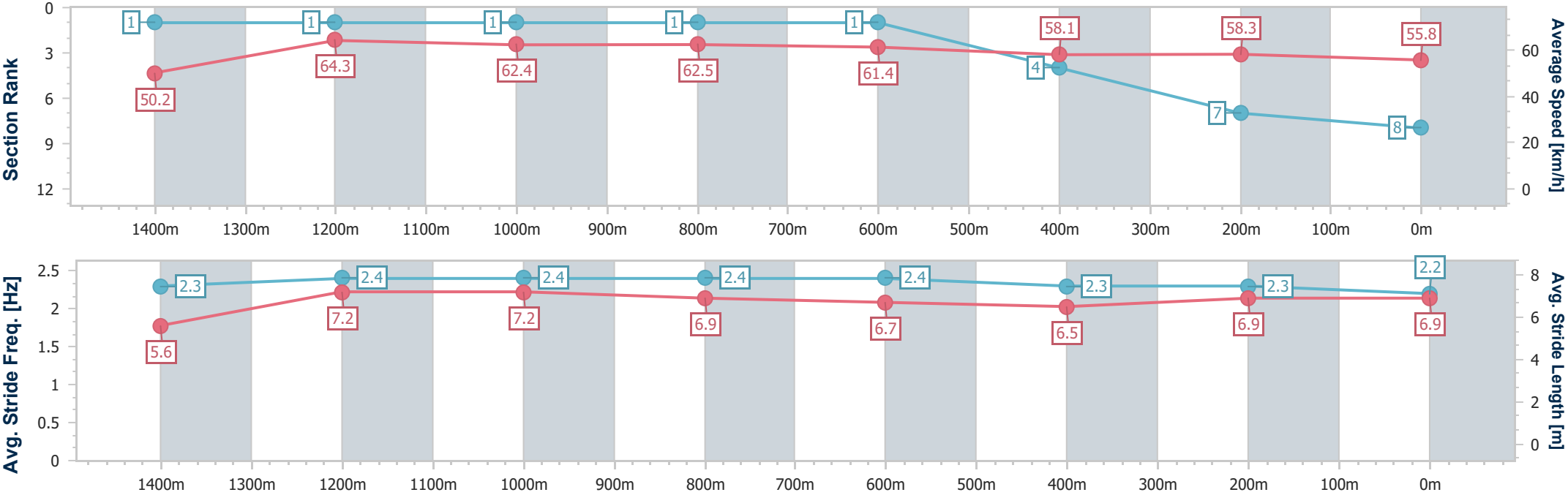
Horse/Jockey Name	Regal Judgement
Final Rank	8
Fastest Section Time (Section)	0:11.35 (1400m)
Top Speed [km/h] (Section)	64.6 (1400m)
Race State	Finished



MackayProfessional
Race 5: Ladbrokes Bet Ticker Class 3 Handicap - 1560m
30 December 2025 - 16:05
Track Rating: Good 4, Weather: Overcast, Rail Position: True



Section	Overall	1400m	1200m	1000m	800m	600m	400m	200m					
Section Times	1:35.56 [8] (0:11.46)	1:24.10 [1] (0:11.35)	1:12.75 [1] (0:11.56)	1:01.19 [1] (0:11.55)	0:49.64 [1] (0:11.72)	0:37.92 [1] (0:12.40)	0:25.52 [4] (0:12.38)	0:13.14 [7] (0:13.14)					
Average Speed [km/h]	50.2	64.3	62.4	62.5	61.4	58.1	58.3	55.8					
Top Speed [km/h]	62.5	64.6	64.1	63.4	62.8	60.8	59.1	57.5					
Avg. Dist. to Rail [m]	2.8	2.0	1.2	0.8	0.6	0.5	2.3	3.4					
Avg. Stride Freq. [Hz]	2.3	2.4	2.4	2.4	2.4	2.3	2.3	2.2					
Avg. Stride Length [m]	5.6	7.2	7.2	6.9	6.7	6.5	6.9	6.9					





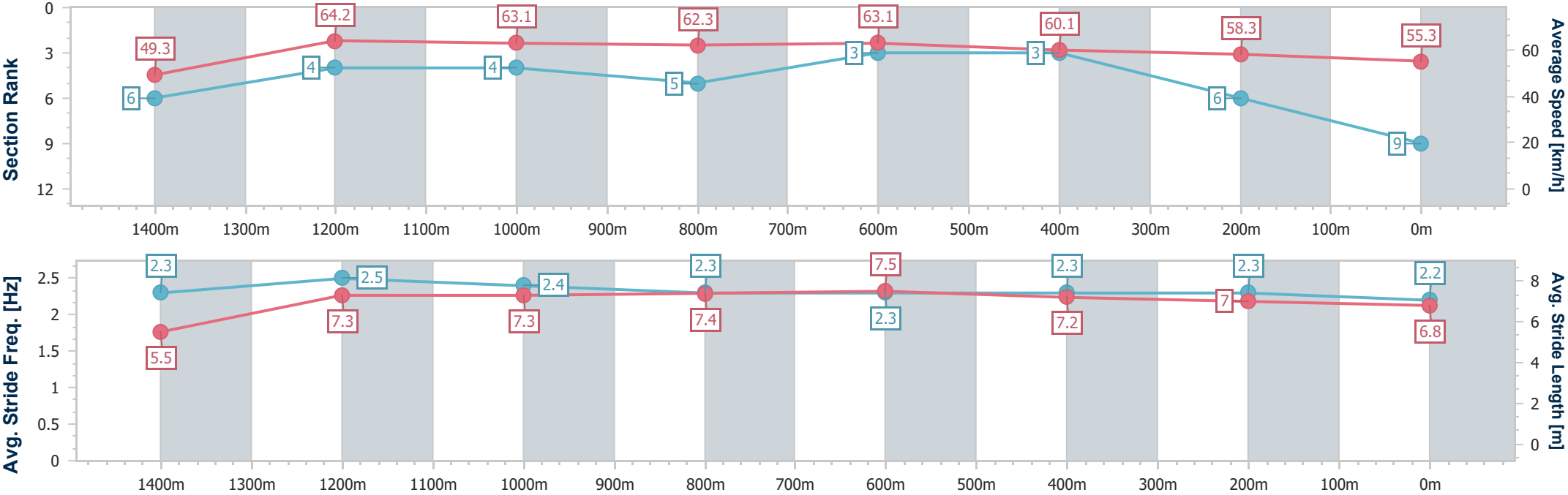
Horse/Jockey Name	Hot Pursuit
Final Rank	9
Fastest Section Time (Section)	0:11.45 (1400m)
Top Speed [km/h] (Section)	65.3 (1200m)
Race State	Finished



MackayProfessional
Race 5: Ladbrokes Bet Ticker Class 3 Handicap - 1560m
30 December 2025 - 16:05
Track Rating: Good 4, Weather: Overcast, Rail Position: True



Section	Overall	1400m	1200m	1000m	800m	600m	400m	200m					
Section Times	1:35.58 [9] (0:11.65)	1:23.93 [6] (0:11.45)	1:12.48 [4] (0:11.51)	1:00.97 [4] (0:11.62)	0:49.35 [5] (0:11.52)	0:37.83 [3] (0:12.12)	0:25.71 [3] (0:12.42)	0:13.29 [6] (0:13.29)					
Average Speed [km/h]	49.3	64.2	63.1	62.3	63.1	60.1	58.3	55.3					
Top Speed [km/h]	61.1	64.9	65.3	63.5	64.3	61.2	58.9	58.0					
Avg. Dist. to Rail [m]	7.1	4.2	3.4	3.0	1.9	1.7	5.0	7.8					
Avg. Stride Freq. [Hz]	2.3	2.5	2.4	2.3	2.3	2.3	2.3	2.2					
Avg. Stride Length [m]	5.5	7.3	7.3	7.4	7.5	7.2	7.0	6.8					





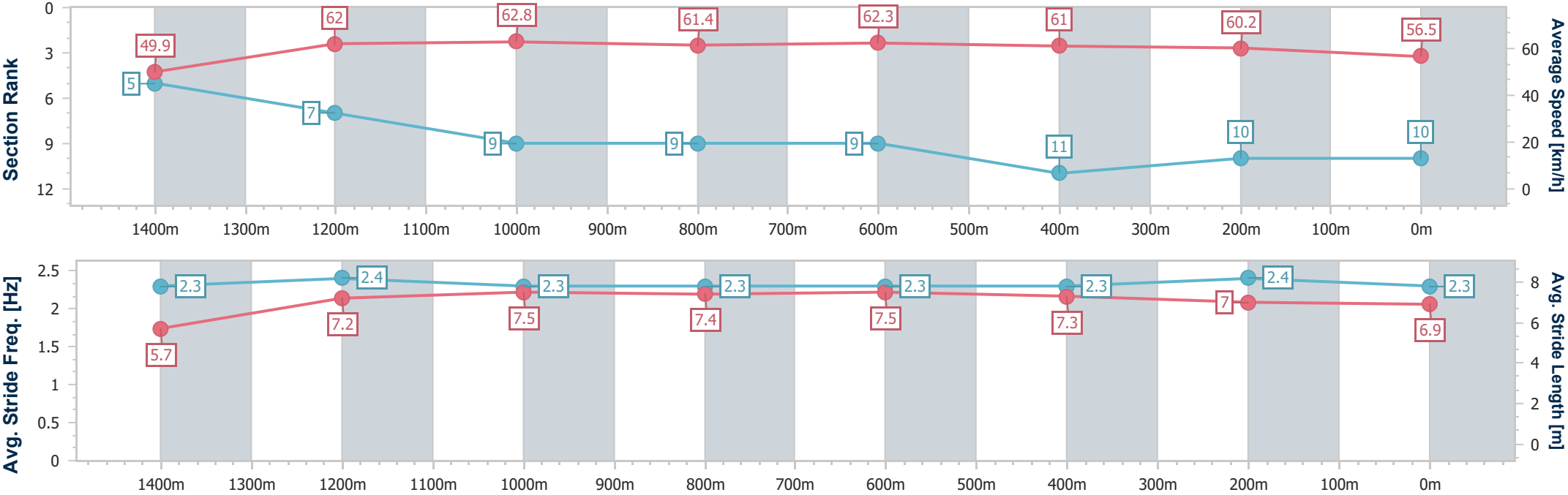
Horse/Jockey Name	Fioreen
Final Rank	10
Fastest Section Time (Section)	0:11.60 (Overall)
Top Speed [km/h] (Section)	64.1 (1400m)
Race State	Finished



MackayProfessional
Race 5: Ladbrokes Bet Ticker Class 3 Handicap - 1560m
30 December 2025 - 16:05
Track Rating: Good 4, Weather: Overcast, Rail Position: True



Section	Overall	1400m	1200m	1000m	800m	600m	400m	200m					
Section Times	1:35.63 [10] (0:11.60)	1:24.03 [5] (0:11.73)	1:12.30 [7] (0:11.60)	1:00.70 [9] (0:11.80)	0:48.90 [9] (0:11.62)	0:37.28 [9] (0:12.16)	0:25.12 [11] (0:12.17)	0:12.95 [10] (0:12.95)					
Average Speed [km/h]	49.9	62.0	62.8	61.4	62.3	61.0	60.2	56.5					
Top Speed [km/h]	60.8	64.1	63.0	62.4	63.3	62.4	60.7	59.8					
Avg. Dist. to Rail [m]	4.4	3.0	3.0	2.0	2.3	4.3	8.2	9.2					
Avg. Stride Freq. [Hz]	2.3	2.4	2.3	2.3	2.3	2.3	2.4	2.3					
Avg. Stride Length [m]	5.7	7.2	7.5	7.4	7.5	7.3	7.0	6.9					





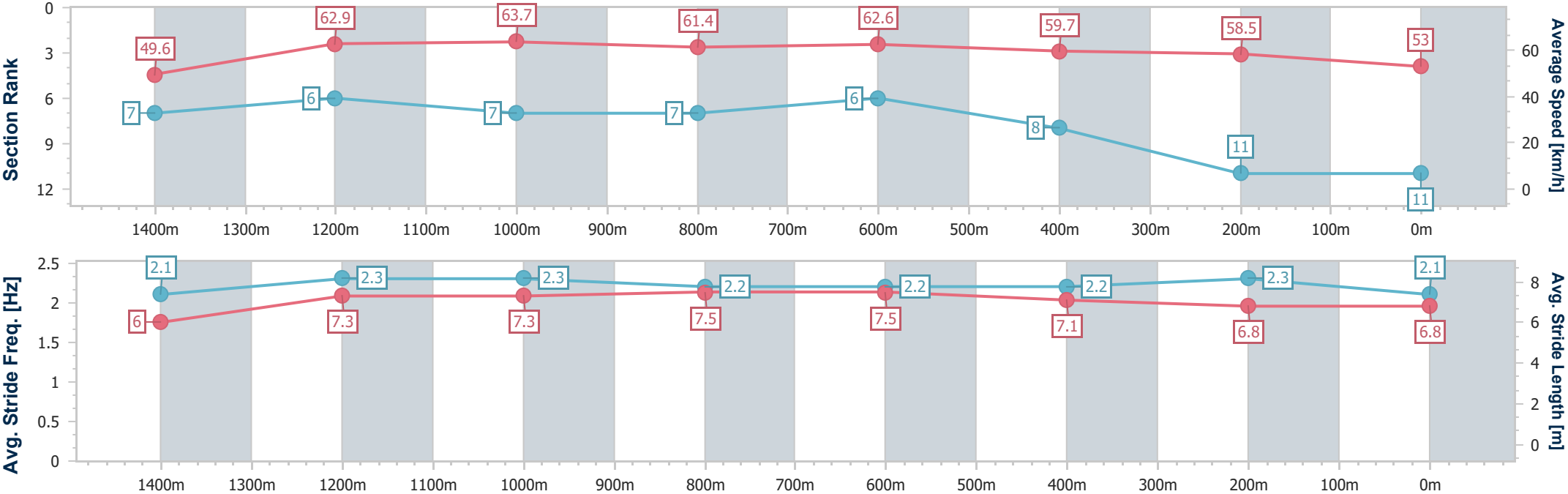
Horse/Jockey Name	Outta Control
Final Rank	11
Fastest Section Time (Section)	0:11.41 (1200m)
Top Speed [km/h] (Section)	65.2 (1200m)
Race State	Finished



MackayProfessional
Race 5: Ladbrokes Bet Ticker Class 3 Handicap - 1560m
30 December 2025 - 16:05
Track Rating: Good 4, Weather: Overcast, Rail Position: True



Section	Overall	1400m	1200m	1000m	800m	600m	400m	200m					
Section Times	1:36.48 [11] (0:11.65)	1:24.83 [7] (0:11.65)	1:13.18 [6] (0:11.41)	1:01.77 [7] (0:11.77)	0:50.00 [7] (0:11.57)	0:38.43 [6] (0:12.23)	0:26.20 [8] (0:12.43)	0:13.77 [11] (0:13.77)					
Average Speed [km/h]	49.6	62.9	63.7	61.4	62.6	59.7	58.5	53.0					
Top Speed [km/h]	61.6	64.7	65.2	62.4	63.4	61.5	59.1	57.4					
Avg. Dist. to Rail [m]	5.6	4.0	3.3	2.2	1.8	2.0	5.4	7.6					
Avg. Stride Freq. [Hz]	2.1	2.3	2.3	2.2	2.2	2.2	2.3	2.1					
Avg. Stride Length [m]	6.0	7.3	7.3	7.5	7.5	7.1	6.8	6.8					





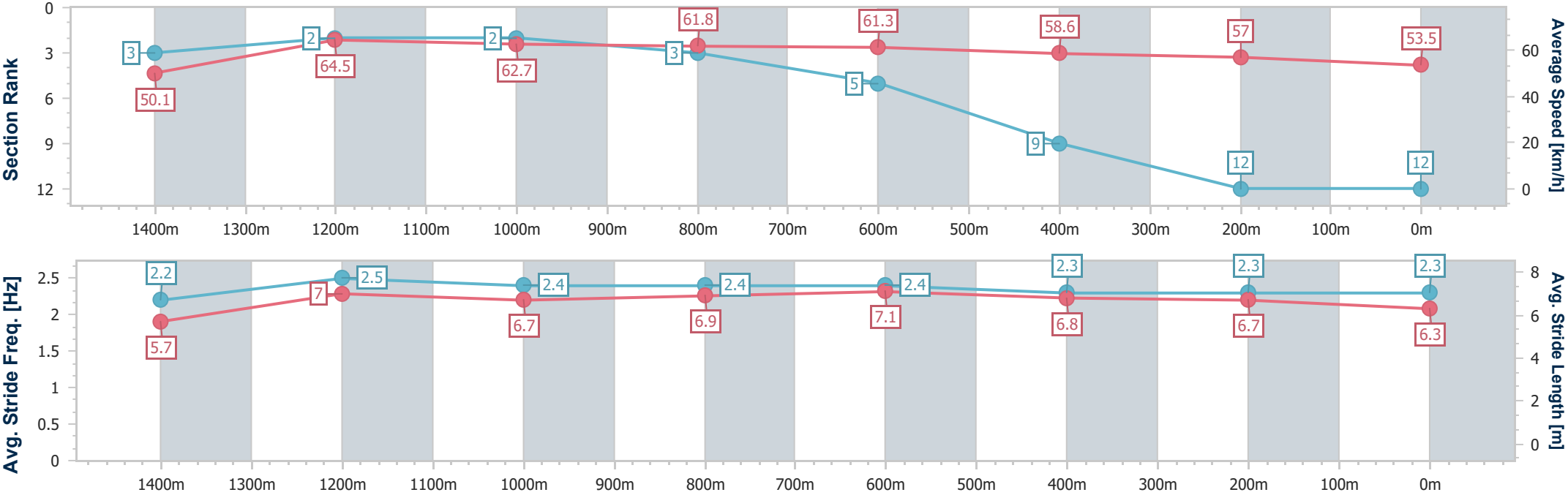
Horse/Jockey Name	Anna Chatabox
Final Rank	12
Fastest Section Time (Section)	0:11.36 (1400m)
Top Speed [km/h] (Section)	65.3 (1400m)
Race State	Finished



MackayProfessional
Race 5: Ladbrokes Bet Ticker Class 3 Handicap - 1560m
30 December 2025 - 16:05
Track Rating: Good 4, Weather: Overcast, Rail Position: True



Section	Overall	1400m	1200m	1000m	800m	600m	400m	200m					
Section Times	1:36.76 [12] (0:11.53)	1:25.23 [3] (0:11.36)	1:13.87 [2] (0:11.54)	1:02.33 [2] (0:11.69)	0:50.64 [3] (0:11.73)	0:38.91 [5] (0:12.47)	0:26.44 [9] (0:12.74)	0:13.70 [12] (0:13.70)					
Average Speed [km/h]	50.1	64.5	62.7	61.8	61.3	58.6	57.0	53.5					
Top Speed [km/h]	63.9	65.3	64.3	62.3	62.0	59.1	57.4	56.1					
Avg. Dist. to Rail [m]	8.6	4.3	2.1	1.0	0.4	2.1	4.4	4.7					
Avg. Stride Freq. [Hz]	2.2	2.5	2.4	2.4	2.4	2.3	2.3	2.3					
Avg. Stride Length [m]	5.7	7.0	6.7	6.9	7.1	6.8	6.7	6.3					





MackayProfessional

Race 6: Ladbrokes Punter Assist BM55 Handicap - 1300m

30 December 2025 - 16:40



MACKAY TURF CLUB
Ooralea Racecourse

Track Rating: Good 4, Weather: Overcast, Rail Position: True

Section					Overall		1200m	1000m	800m	600m	400m	Last 600m		
Field Times					1:16.84 (0:07.79)		1:09.05 (0:10.86)	0:58.19 (0:11.04)	0:47.15 (0:11.13)	0:36.02 (0:11.44)	0:24.58 (0:12.09)	0:36.02		
Rank	TAB	Horse/Jockey	Barrier	Top Speed [km/h]	Fastest Section									Distance Travelled [m]
1	6	BITTER SPIRIT	3	66.7	0:08.44	1:16.84 [1]	1:08.40 [11]	0:57.34 [9]	0:46.31 [9]	0:35.09 [8]	0:23.88 [7]	0:35.09		
		Ashley Butler		1200m	Overall	(0:08.44)	(0:11.06)	(0:11.03)	(0:11.22)	(0:11.21)	(0:11.58)			
2	8	SADDLES	10	66.4	0:08.42	1:16.84 [2]	1:08.42 [9]	0:56.94 [11]	0:45.96 [11]	0:34.78 [11]	0:23.57 [10]	0:34.78 +0		
		Nikki Olzard		1000m	Overall	(0:08.42)	(0:11.48)	(0:10.98)	(0:11.18)	(0:11.21)	(0:11.45)			
3	7	WHATTA WHITT	9	70.1	0:08.04	1:16.92 [3]	1:08.88 [5]	0:57.80 [4]	0:47.12 [3]	0:36.03 [3]	0:24.46 [2]	0:36.03 +0		
		Adam Sewell		1000m	Overall	(0:08.04)	(0:11.08)	(0:10.68)	(0:11.09)	(0:11.57)	(0:11.89)			
4	11	OUR HEART THROB	5	67.1	0:07.88	1:17.10 [4]	1:09.22 [3]	0:57.96 [6]	0:46.94 [5]	0:35.82 [5]	0:24.49 [4]	0:35.82 -9		
		Cody Collis		1000m	Overall	(0:07.88)	(0:11.26)	(0:11.02)	(0:11.12)	(0:11.33)	(0:11.81)			
5	3	BO BO BEWARE	1	66.4	0:08.26	1:17.44 [5]	1:09.18 [8]	0:58.02 [8]	0:46.99 [8]	0:35.67 [9]	0:24.25 [8]	0:35.67 -6		
		Georgina Cartwright		1000m	Overall	(0:08.26)	(0:11.16)	(0:11.03)	(0:11.32)	(0:11.42)	(0:11.77)			
6	12	JOHN'S ROAD	7	66.9	0:07.96	1:17.48 [6]	1:09.52 [4]	0:58.51 [3]	0:47.47 [4]	0:36.40 [4]	0:24.87 [5]	0:36.40 -3		
		Jason Taylor		1200m	Overall	(0:07.96)	(0:11.01)	(0:11.04)	(0:11.07)	(0:11.53)	(0:11.88)			
7	1	AWESOME SPIRIT	4	67.1	0:08.19	1:17.83 [7]	1:09.64 [7]	0:58.70 [5]	0:47.57 [6]	0:36.39 [6]	0:25.04 [6]	0:36.39 -5		
		Michael Murphy		1200m	Overall	(0:08.19)	(0:10.94)	(0:11.13)	(0:11.18)	(0:11.35)	(0:11.95)			
8	4	MOON OVER MATILDA	11	68.4	0:07.79	1:17.96 [8]	1:10.17 [1]	0:59.31 [1]	0:48.27 [1]	0:37.11 [2]	0:25.47 [3]	0:37.11 -1		
		Tasha Chambers		1200m	Overall	(0:07.79)	(0:10.86)	(0:11.04)	(0:11.16)	(0:11.64)	(0:12.20)			
9	9	POWER CHIC	8	67.6	0:08.44	1:17.97 [9]	1:09.53 [10]	0:58.40 [10]	0:47.38 [10]	0:35.97 [10]	0:24.14 [11]	0:35.97 -1		
		Raul Silvera Olivera		1200m	Overall	(0:08.44)	(0:11.13)	(0:11.02)	(0:11.41)	(0:11.83)	(0:11.75)			
10	10	MICROWAVE JENNY	2	66.9	0:08.11	1:18.01 [10]	1:09.90 [6]	0:58.61 [7]	0:47.60 [7]	0:36.28 [7]	0:24.81 [9]	0:36.28 +1		
		Shakira Bailey		1000m	Overall	(0:08.11)	(0:11.29)	(0:11.01)	(0:11.32)	(0:11.47)	(0:11.85)			

Scratched: Vancouver Bay (#5)

Report Created: Tue 30 December 2025 17:05 GMT (Note: Timing is based on position data)

Page 1/15

[] Ranking at each section and finish
-:-:- No data available at this section
NA No data available

SCN Saddle cloth number
DNF Did not finish
DNT Did not track

data processed by  TRIPLESDATA



MackayProfessional

Race 6: Ladbrokes Punter Assist BM55 Handicap - 1300m

30 December 2025 - 16:40



MACKAY TURF CLUB
Ooralea Racecourse

Track Rating: Good 4, Weather: Overcast, Rail Position: True

Section						Overall	1200m	1000m	800m	600m	400m	Last 600m	
Field Times						1:16.84 (0:07.79)	1:09.05 (0:10.86)	0:58.19 (0:11.04)	0:47.15 (0:11.13)	0:36.02 (0:11.44)	0:24.58 (0:12.09)	0:36.02	
Rank	TAB	Horse/Jockey	Barrier	Top Speed [km/h]	Fastest Section								Distance Travelled [m]
11	2	THE PUNISHER	6	67.7	0:07.84	1:18.66 [11]	1:10.82 [2]	0:59.97 [2]	0:48.91 [2]	0:37.84 [1]	0:26.40 [1]	0:37.84	-9
		Ryan Wiggins		1200m	Overall	(0:07.84)	(0:10.85)	(0:11.06)	(0:11.07)	(0:11.44)	(0:12.36)		

Scratched: Vancouver Bay (#5)



MackayProfessional

Race 6: Ladbrokes Punter Assist BM55 Handicap - 1300m

30 December 2025 - 16:40



MACKAY TURF CLUB
Ooralea Racecourse

Track Rating: Good 4, Weather: Overcast, Rail Position: True

Section		Field Times		200m		Last 600m			
				0:12.49		0:36.02			
				(0:12.49)					
Rank	TAB	Horse/Jockey	Barrier	Top Speed [km/h]	Fastest Section	Margin			Distance Travelled [m]
1	6	BITTER SPIRIT	3	66.7	0:08.44	0:12.30 [4]	1:16.84	0:35.09	
		Ashley Butler		1200m	Overall	(0:12.30)			
2	8	SADDLES	10	66.4	0:08.42	0:12.12 [7]	0.01L	0:34.78	+0
		Nikki Olzard		1000m	Overall	(0:12.12)			
3	7	WHATTA WHITT	9	70.1	0:08.04	0:12.57 [1]	0.43L	0:36.03	+0
		Adam Sewell		1000m	Overall	(0:12.57)			
4	11	OUR HEART THROB	5	67.1	0:07.88	0:12.68 [2]	1.54L	0:35.82	-9
		Cody Collis		1000m	Overall	(0:12.68)			
5	3	BO BO BEWARE	1	66.4	0:08.26	0:12.48 [9]	3.51L	0:35.67	-6
		Georgina Cartwright		1000m	Overall	(0:12.48)			
6	12	JOHN'S ROAD	7	66.9	0:07.96	0:12.99 [3]	3.76L	0:36.40	-3
		Jason Taylor		1200m	Overall	(0:12.99)			
7	1	AWESOME SPIRIT	4	67.1	0:08.19	0:13.09 [8]	5.81L	0:36.39	-5
		Michael Murphy		1200m	Overall	(0:13.09)			
8	4	MOON OVER MATILDA	11	68.4	0:07.79	0:13.27 [6]	6.55L	0:37.11	-1
		Tasha Chambers		1200m	Overall	(0:13.27)			
9	9	POWER CHIC	8	67.6	0:08.44	0:12.39 [11]	6.65L	0:35.97	-1
		Raul Silvera Olivera		1200m	Overall	(0:12.39)			
10	10	MICROWAVE JENNY	2	66.9	0:08.11	0:12.96 [10]	6.9L	0:36.28	+1
		Shakira Bailey		1000m	Overall	(0:12.96)			

Scratched: Vancouver Bay (#5)



MackayProfessional

Race 6: Ladbrokes Punter Assist BM55 Handicap - 1300m

30 December 2025 - 16:40



MACKAY TURF CLUB

Ooralea Racecourse

Track Rating: Good 4, Weather: Overcast, Rail Position: True

Section					200m		Last 600m		
Field Times					0:12.49 (0:12.49)		0:36.02		
Rank	TAB	Horse/Jockey	Barrier	Top Speed [km/h]	Fastest Section	Margin		Distance Travelled [m]	
11	2	THE PUNISHER	6	67.7	0:07.84	0:14.04 [5]	10.69L	0:37.84	-9
		Ryan Wiggins		1200m	Overall	(0:14.04)			

Scratched: Vancouver Bay (#5)



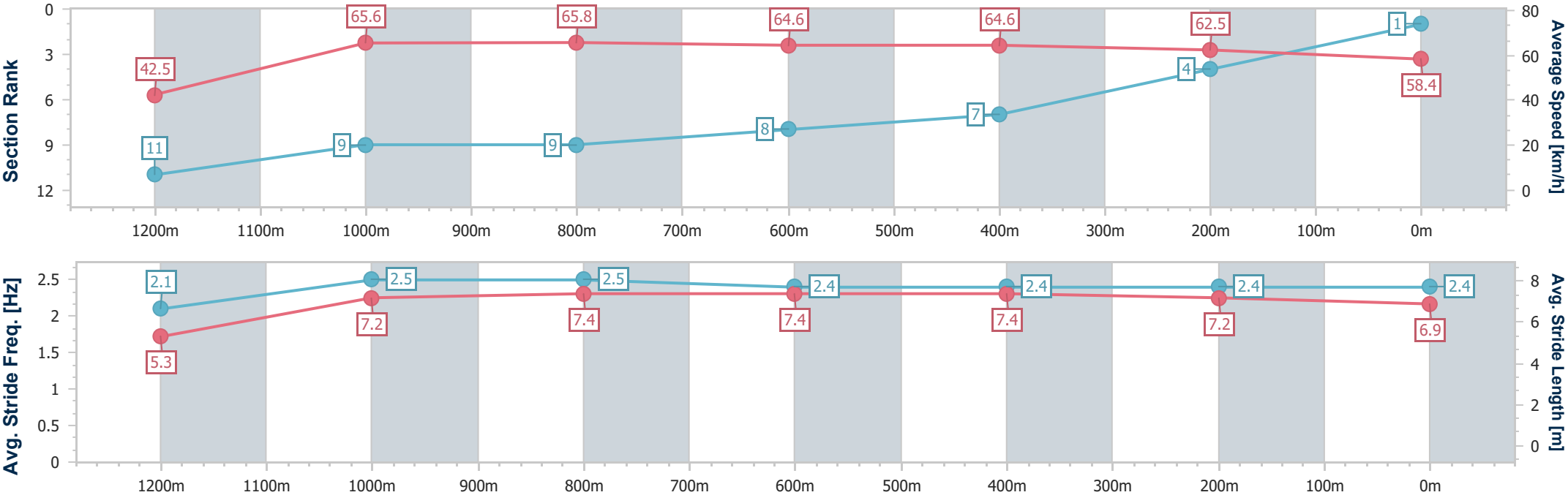
Horse/Jockey Name	Bitter Spirit
Final Rank	1
Fastest Section Time (Section)	0:08.44 (Overall)
Top Speed [km/h] (Section)	66.7 (1200m)
Race State	Finished



MackayProfessional
Race 6: Ladbrokes Punter Assist BM55 Handicap - 1300m
30 December 2025 - 16:40
Track Rating: Good 4, Weather: Overcast, Rail Position: True



Section	Overall	1200m	1000m	800m	600m	400m	200m						
Section Times	1:16.84 [1] (0:08.44)	1:08.40 [11] (0:11.06)	0:57.34 [9] (0:11.03)	0:46.31 [9] (0:11.22)	0:35.09 [8] (0:11.21)	0:23.88 [7] (0:11.58)	0:12.30 [4]						
Average Speed [km/h]	42.5	65.6	65.8	64.6	64.6	62.5	58.4						
Top Speed [km/h]	61.6	66.7	66.2	65.9	65.0	63.8	60.2						
Avg. Dist. to Rail [m]	8.0	3.7	3.2	2.8	0.7	4.5	8.4						
Avg. Stride Freq. [Hz]	2.1	2.5	2.5	2.4	2.4	2.4	2.4						
Avg. Stride Length [m]	5.3	7.2	7.4	7.4	7.4	7.2	6.9						



[] Ranking at each section and finish
-.-.- No data available at this section
NA No data available



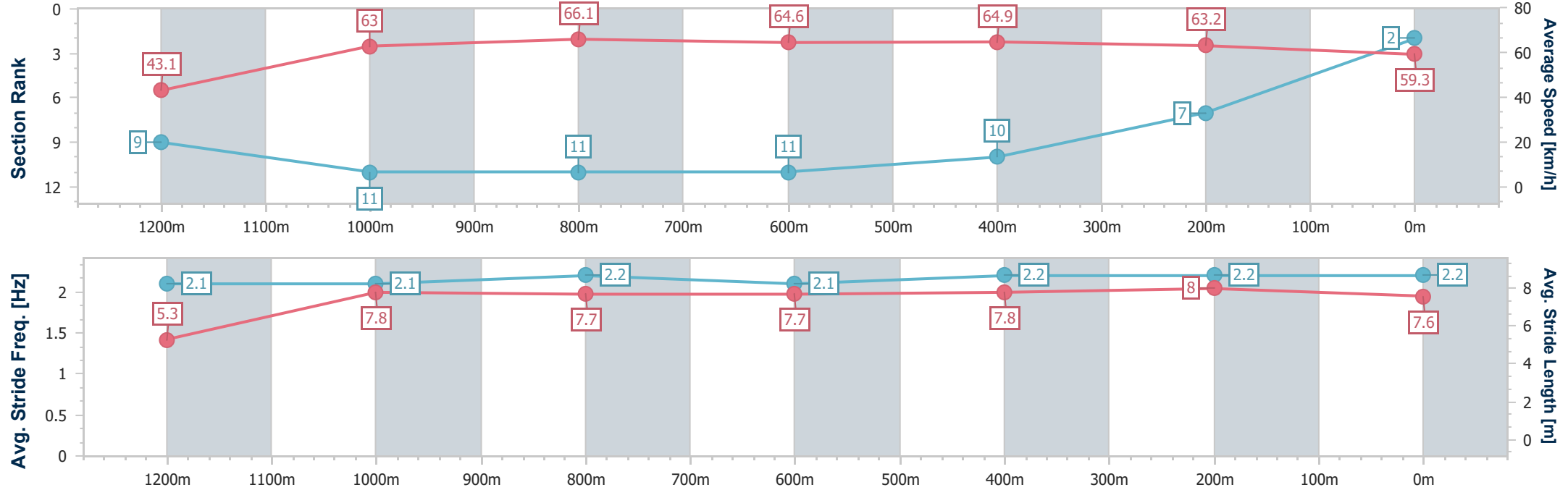
Horse/Jockey Name	Saddles
Final Rank	2
Fastest Section Time (Section)	0:08.42 (Overall)
Top Speed [km/h] (Section)	66.4 (1000m)
Race State	Finished



MackayProfessional
Race 6: Ladbroke's Punter Assist BM55 Handicap - 1300m
30 December 2025 - 16:40
Track Rating: Good 4, Weather: Overcast, Rail Position: True



Section	Overall	1200m	1000m	800m	600m	400m	200m						
Section Times	1:16.84 [2] (0:08.42)	1:08.42 [9] (0:11.48)	0:56.94 [11] (0:10.98)	0:45.96 [11] (0:11.18)	0:34.78 [11] (0:11.21)	0:23.57 [10] (0:11.45)	0:12.12 [7] (0:12.12)						
Average Speed [km/h]	43.1	63.0	66.1	64.6	64.9	63.2	59.3						
Top Speed [km/h]	58.5	65.6	66.4	65.7	65.7	64.1	62.2						
Avg. Dist. to Rail [m]	12.7	3.8	2.2	1.7	1.0	5.0	9.0						
Avg. Stride Freq. [Hz]	2.1	2.1	2.2	2.1	2.2	2.2	2.2						
Avg. Stride Length [m]	5.3	7.8	7.7	7.7	7.8	8.0	7.6						



[] Ranking at each section and finish
-.-.- No data available at this section
NA No data available



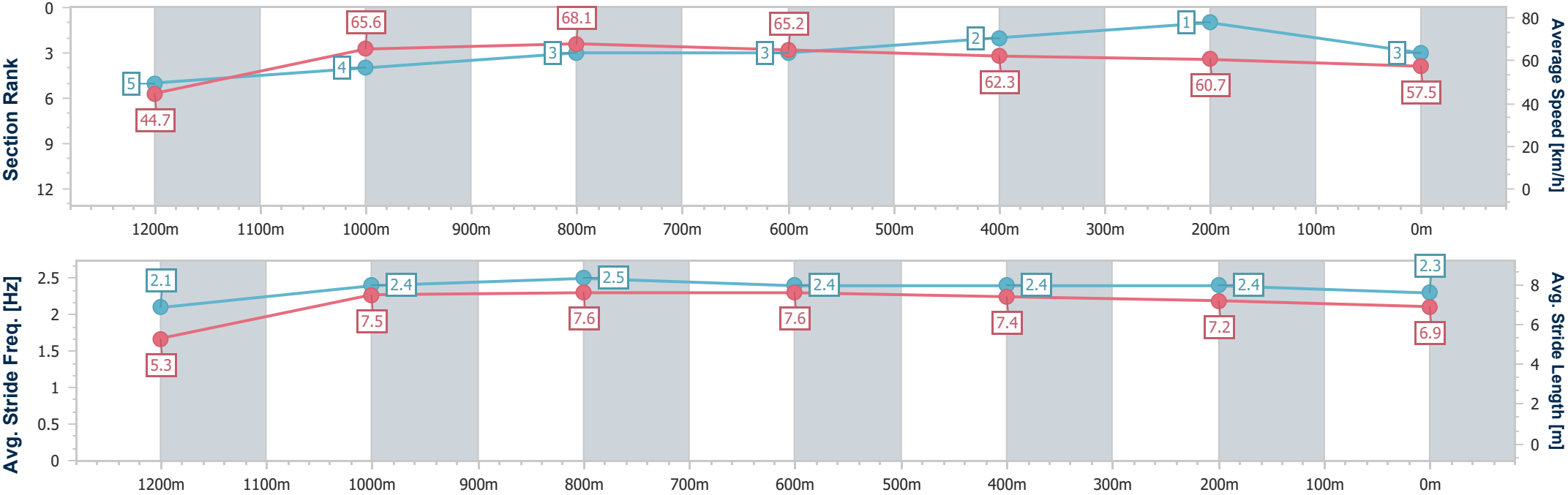
Horse/Jockey Name	Whatta Whitt
Final Rank	3
Fastest Section Time (Section)	0:08.04 (Overall)
Top Speed [km/h] (Section)	70.1 (1000m)
Race State	Finished



MackayProfessional
Race 6: Ladbrokes Punter Assist BM55 Handicap - 1300m
30 December 2025 - 16:40
Track Rating: Good 4, Weather: Overcast, Rail Position: True



Section	Overall	1200m	1000m	800m	600m	400m	200m						
Section Times	1:16.92 [3] (0:08.04)	1:08.88 [5] (0:11.08)	0:57.80 [4] (0:10.68)	0:47.12 [3] (0:11.09)	0:36.03 [3] (0:11.57)	0:24.46 [2] (0:11.89)	0:12.57 [1] (0:12.57)						
Average Speed [km/h]	44.7	65.6	68.1	65.2	62.3	60.7	57.5						
Top Speed [km/h]	59.8	69.9	70.1	67.5	63.4	61.7	59.4						
Avg. Dist. to Rail [m]	12.2	4.9	3.1	2.0	0.5	2.4	2.8						
Avg. Stride Freq. [Hz]	2.1	2.4	2.5	2.4	2.4	2.4	2.3						
Avg. Stride Length [m]	5.3	7.5	7.6	7.6	7.4	7.2	6.9						





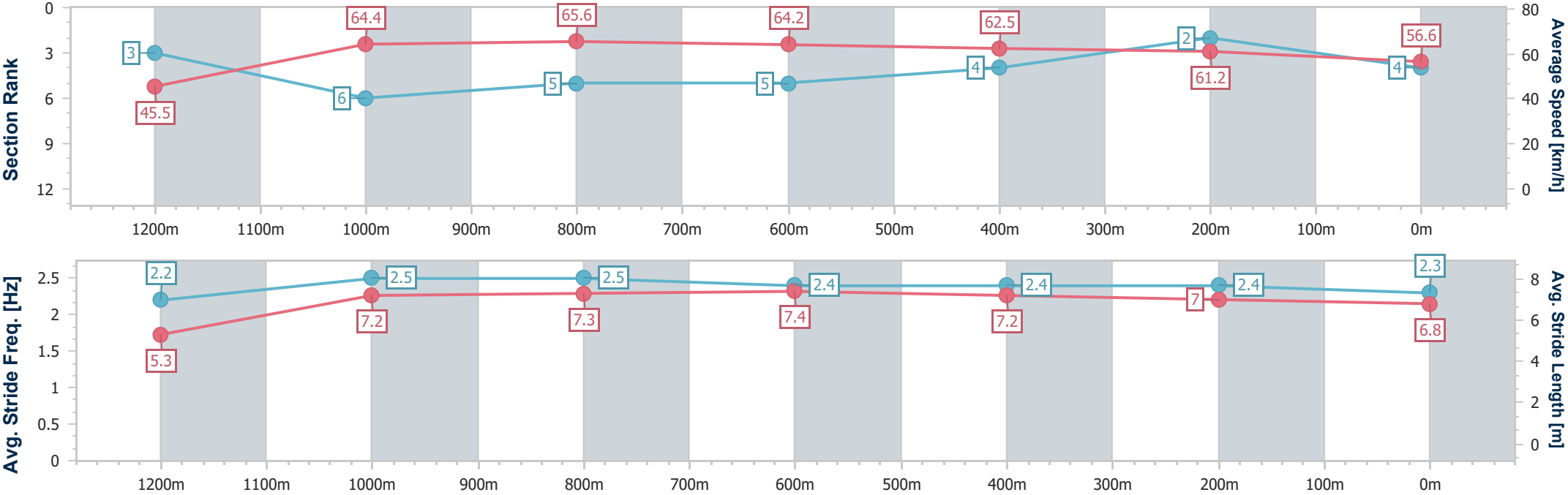
Horse/Jockey Name	Our Heart Throb
Final Rank	4
Fastest Section Time (Section)	0:07.88 (Overall)
Top Speed [km/h] (Section)	67.1 (1000m)
Race State	Finished



MackayProfessional
Race 6: Ladbrokes Punter Assist BM55 Handicap - 1300m
30 December 2025 - 16:40
Track Rating: Good 4, Weather: Overcast, Rail Position: True



Section	Overall	1200m	1000m	800m	600m	400m	200m						
Section Times	1:17.10 [4] (0:07.88)	1:09.22 [3] (0:11.26)	0:57.96 [6] (0:11.02)	0:46.94 [5] (0:11.12)	0:35.82 [5] (0:11.33)	0:24.49 [4] (0:11.81)	0:12.68 [2] (0:12.68)						
Average Speed [km/h]	45.5	64.4	65.6	64.2	62.5	61.2	56.6						
Top Speed [km/h]	61.4	66.7	67.1	65.5	63.8	62.3	60.2						
Avg. Dist. to Rail [m]	8.4	3.1	1.2	1.0	2.2	3.3	6.3						
Avg. Stride Freq. [Hz]	2.2	2.5	2.5	2.4	2.4	2.4	2.3						
Avg. Stride Length [m]	5.3	7.2	7.3	7.4	7.2	7.0	6.8						



[] Ranking at each section and finish
-.-.- No data available at this section
NA No data available



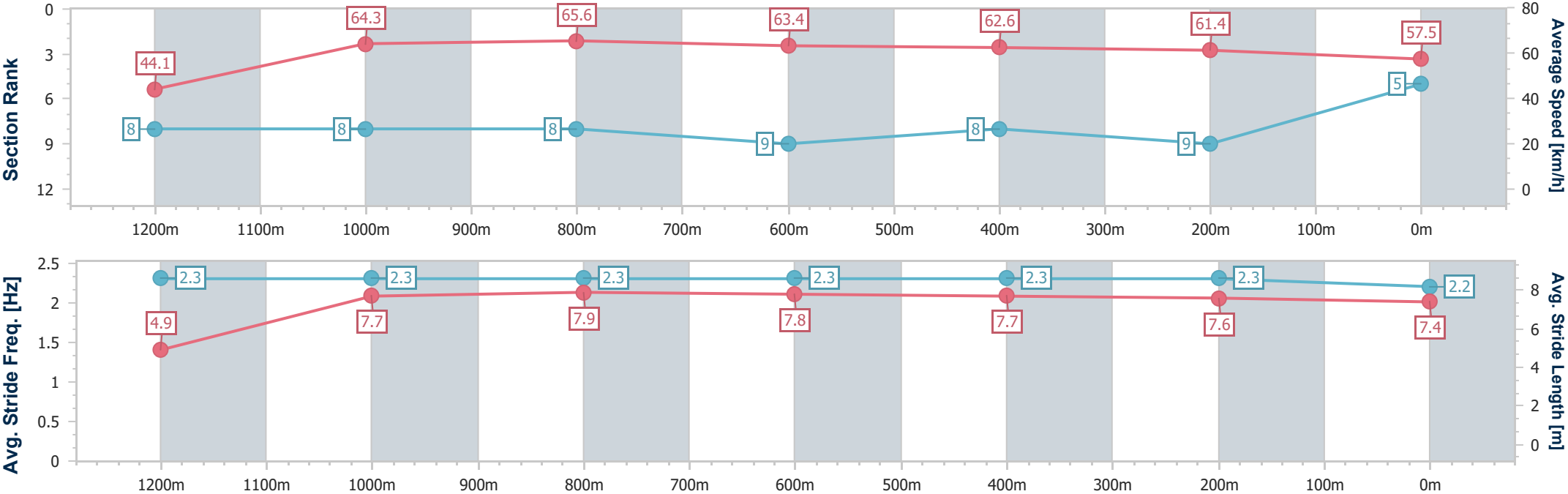
Horse/Jockey Name	Bo Bo Beware
Final Rank	5
Fastest Section Time (Section)	0:08.26 (Overall)
Top Speed [km/h] (Section)	66.4 (1000m)
Race State	Finished



MackayProfessional
Race 6: Ladbrokes Punter Assist BM55 Handicap - 1300m
30 December 2025 - 16:40
Track Rating: Good 4, Weather: Overcast, Rail Position: True



Section	Overall	1200m	1000m	800m	600m	400m	200m						
Section Times	1:17.44 [5] (0:08.26)	1:09.18 [8] (0:11.16)	0:58.02 [8] (0:11.03)	0:46.99 [8] (0:11.32)	0:35.67 [9] (0:11.42)	0:24.25 [8] (0:11.77)	0:12.48 [9] (0:12.48)						
Average Speed [km/h]	44.1	64.3	65.6	63.4	62.6	61.4	57.5						
Top Speed [km/h]	63.4	66.1	66.4	64.3	63.6	61.9	60.2						
Avg. Dist. to Rail [m]	4.9	1.6	0.9	0.5	0.8	2.0	3.7						
Avg. Stride Freq. [Hz]	2.3	2.3	2.3	2.3	2.3	2.3	2.2						
Avg. Stride Length [m]	4.9	7.7	7.9	7.8	7.7	7.6	7.4						





Horse/Jockey Name	John's Road
Final Rank	6
Fastest Section Time (Section)	0:07.96 (Overall)
Top Speed [km/h] (Section)	66.9 (1200m)
Race State	Finished



MackayProfessional

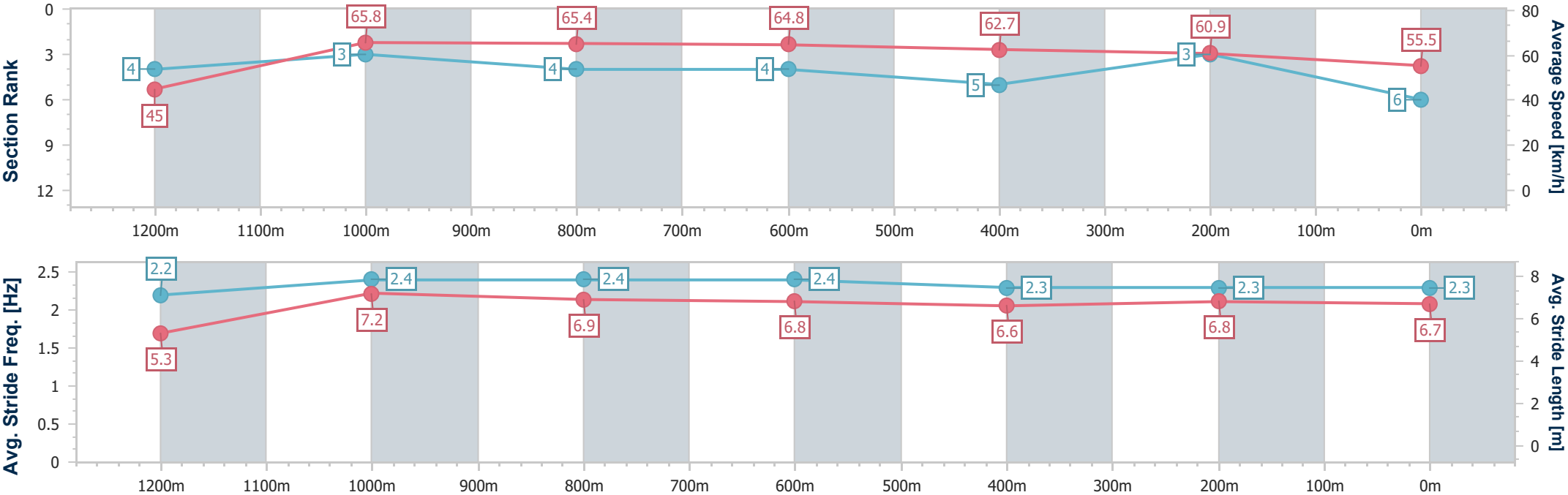
Race 6: Ladbrokes Punter Assist BM55 Handicap - 1300m

30 December 2025 - 16:40

Track Rating: Good 4, Weather: Overcast, Rail Position: True



Section	Overall	1200m	1000m	800m	600m	400m	200m						
Section Times	1:17.48 [6] (0:07.96)	1:09.52 [4] (0:11.01)	0:58.51 [3] (0:11.04)	0:47.47 [4] (0:11.07)	0:36.40 [4] (0:11.53)	0:24.87 [5] (0:11.88)	0:12.99 [3] (0:12.99)						
Average Speed [km/h]	45.0	65.8	65.4	64.8	62.7	60.9	55.5						
Top Speed [km/h]	62.7	66.9	65.9	65.4	63.9	62.0	59.4						
Avg. Dist. to Rail [m]	10.4	2.7	0.5	0.5	1.0	5.1	6.7						
Avg. Stride Freq. [Hz]	2.2	2.4	2.4	2.4	2.3	2.3	2.3						
Avg. Stride Length [m]	5.3	7.2	6.9	6.8	6.6	6.8	6.7						





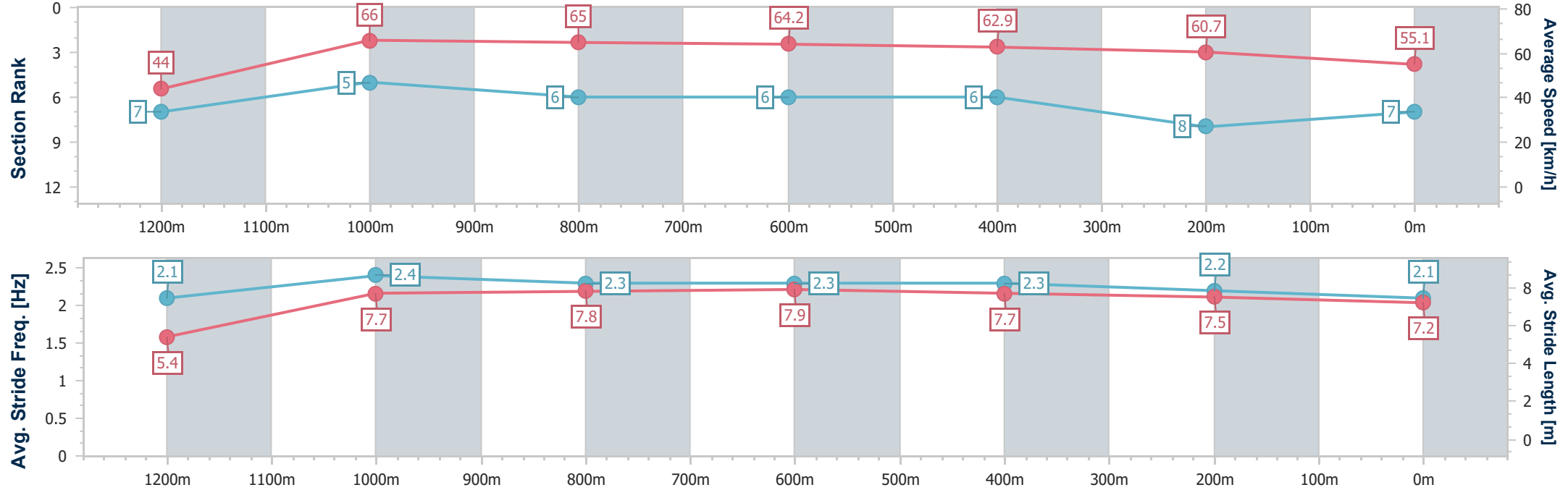
Horse/Jockey Name	Awesome Spirit
Final Rank	7
Fastest Section Time (Section)	0:08.19 (Overall)
Top Speed [km/h] (Section)	67.1 (1200m)
Race State	Finished



MackayProfessional
Race 6: Ladbrokes Punter Assist BM55 Handicap - 1300m
30 December 2025 - 16:40
Track Rating: Good 4, Weather: Overcast, Rail Position: True



Section	Overall	1200m	1000m	800m	600m	400m	200m						
Section Times	1:17.83 [7] (0:08.19)	1:09.64 [7] (0:10.94)	0:58.70 [5] (0:11.13)	0:47.57 [6] (0:11.18)	0:36.39 [6] (0:11.35)	0:25.04 [6] (0:11.95)	0:13.09 [8] (0:13.09)						
Average Speed [km/h]	44.0	66.0	65.0	64.2	62.9	60.7	55.1						
Top Speed [km/h]	62.7	67.1	66.2	64.6	64.3	62.0	59.3						
Avg. Dist. to Rail [m]	7.6	2.8	0.9	0.6	1.1	5.5	7.8						
Avg. Stride Freq. [Hz]	2.1	2.4	2.3	2.3	2.3	2.2	2.1						
Avg. Stride Length [m]	5.4	7.7	7.8	7.9	7.7	7.5	7.2						





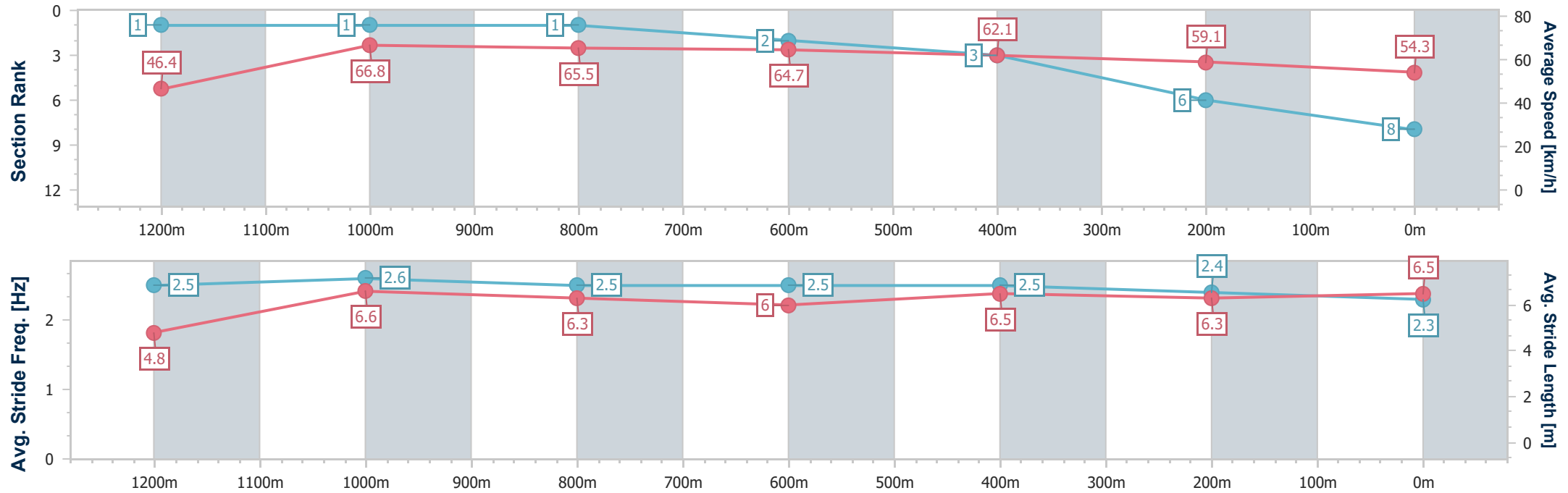
Horse/Jockey Name	Moon Over Matilda
Final Rank	8
Fastest Section Time (Section)	0:07.79 (Overall)
Top Speed [km/h] (Section)	68.4 (1200m)
Race State	Finished



MackayProfessional
Race 6: Ladbrokes Punter Assist BM55 Handicap - 1300m
30 December 2025 - 16:40
Track Rating: Good 4, Weather: Overcast, Rail Position: True



Section	Overall	1200m	1000m	800m	600m	400m	200m						
Section Times	1:17.96 [8] (0:07.79)	1:10.17 [1] (0:10.86)	0:59.31 [1] (0:11.04)	0:48.27 [1] (0:11.16)	0:37.11 [2] (0:11.64)	0:25.47 [3] (0:12.20)	0:13.27 [6] (0:13.27)						
Average Speed [km/h]	46.4	66.8	65.5	64.7	62.1	59.1	54.3						
Top Speed [km/h]	63.7	68.4	66.7	65.6	62.5	61.5	57.2						
Avg. Dist. to Rail [m]	13.9	4.4	1.8	1.3	0.5	2.1	2.4						
Avg. Stride Freq. [Hz]	2.5	2.6	2.5	2.5	2.5	2.4	2.3						
Avg. Stride Length [m]	4.8	6.6	6.3	6.0	6.5	6.3	6.5						



[] Ranking at each section and finish
-.-.- No data available at this section
NA No data available



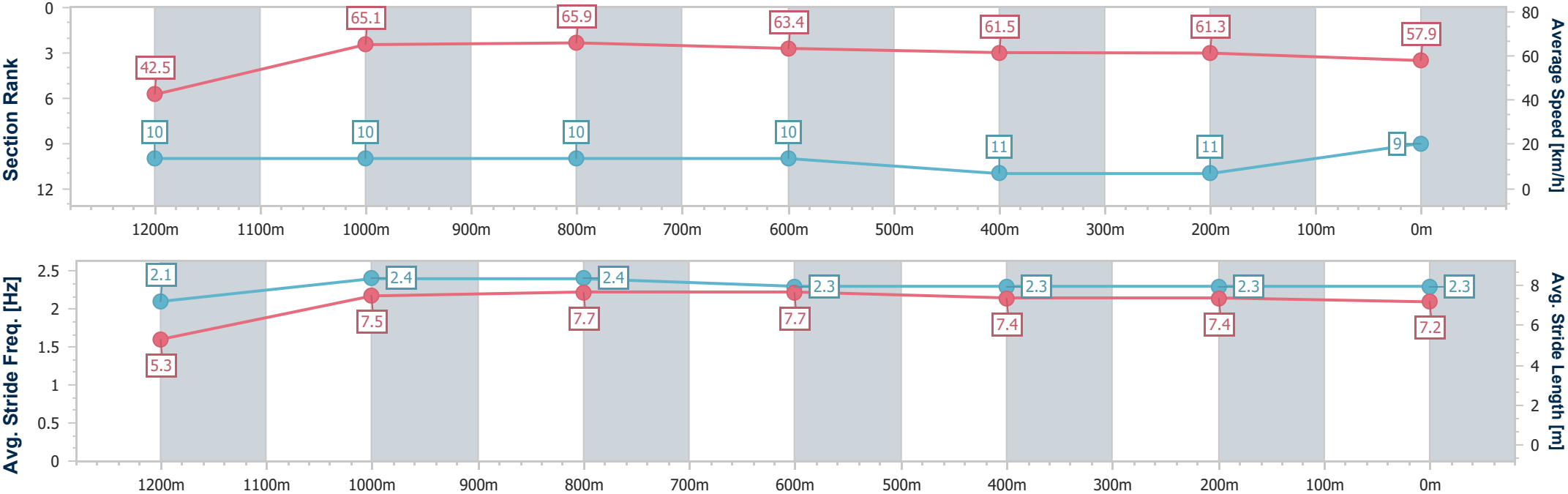
Horse/Jockey Name	Power Chic
Final Rank	9
Fastest Section Time (Section)	0:08.44 (Overall)
Top Speed [km/h] (Section)	67.6 (1200m)
Race State	Finished



MackayProfessional
Race 6: Ladbrokes Punter Assist BM55 Handicap - 1300m
30 December 2025 - 16:40
Track Rating: Good 4, Weather: Overcast, Rail Position: True



Section	Overall	1200m	1000m	800m	600m	400m	200m						
Section Times	1:17.97 [9] (0:08.44)	1:09.53 [10] (0:11.13)	0:58.40 [10] (0:11.02)	0:47.38 [10] (0:11.41)	0:35.97 [10] (0:11.83)	0:24.14 [11] (0:11.75)	0:12.39 [11] (0:12.39)						
Average Speed [km/h]	42.5	65.1	65.9	63.4	61.5	61.3	57.9						
Top Speed [km/h]	60.2	67.6	67.2	64.6	63.1	62.5	61.2						
Avg. Dist. to Rail [m]	10.8	3.8	2.6	1.4	1.3	1.6	2.1						
Avg. Stride Freq. [Hz]	2.1	2.4	2.4	2.3	2.3	2.3	2.3						
Avg. Stride Length [m]	5.3	7.5	7.7	7.7	7.4	7.4	7.2						



- [] Ranking at each section and finish
- .-.- No data available at this section
- NA No data available



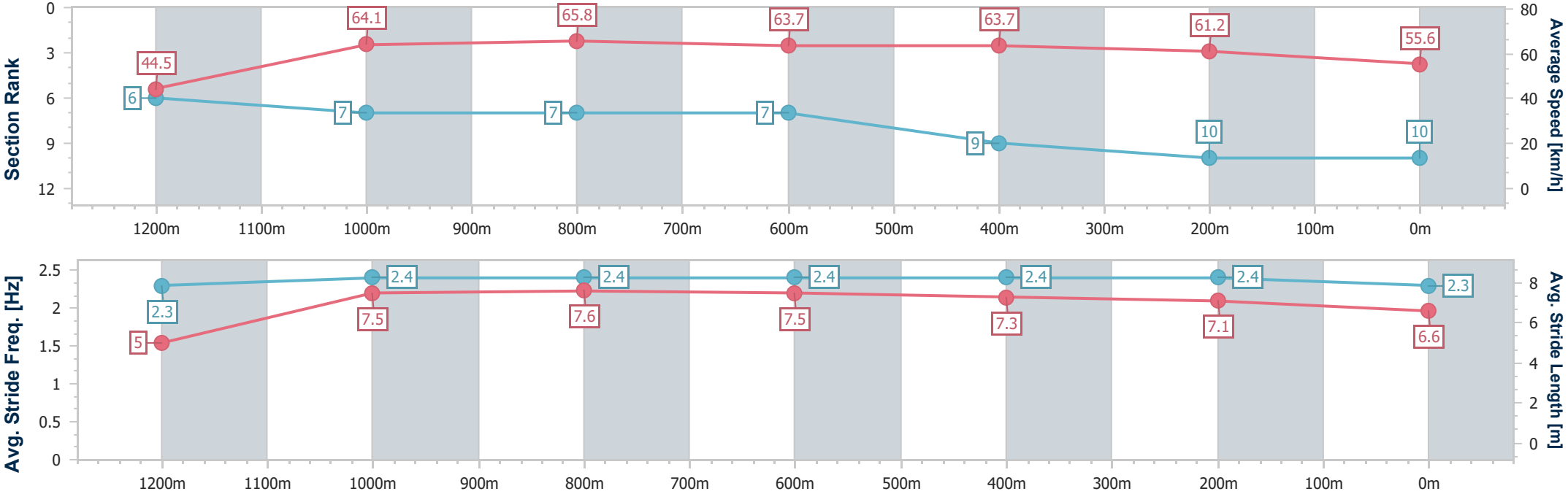
Horse/Jockey Name	Microwave Jenny
Final Rank	10
Fastest Section Time (Section)	0:08.11 (Overall)
Top Speed [km/h] (Section)	66.9 (1000m)
Race State	Finished



MackayProfessional
Race 6: Ladbrokes Punter Assist BM55 Handicap - 1300m
30 December 2025 - 16:40
Track Rating: Good 4, Weather: Overcast, Rail Position: True



Section	Overall	1200m	1000m	800m	600m	400m	200m						
Section Times	1:18.01 [10] (0:08.11)	1:09.90 [6] (0:11.29)	0:58.61 [7] (0:11.01)	0:47.60 [7] (0:11.32)	0:36.28 [7] (0:11.47)	0:24.81 [9] (0:11.85)	0:12.96 [10] (0:12.96)						
Average Speed [km/h]	44.5	64.1	65.8	63.7	63.7	61.2	55.6						
Top Speed [km/h]	61.0	66.7	66.9	65.2	64.9	63.8	59.6						
Avg. Dist. to Rail [m]	6.6	2.8	2.0	1.1	1.7	7.0	9.8						
Avg. Stride Freq. [Hz]	2.3	2.4	2.4	2.4	2.4	2.4	2.3						
Avg. Stride Length [m]	5.0	7.5	7.6	7.5	7.3	7.1	6.6						





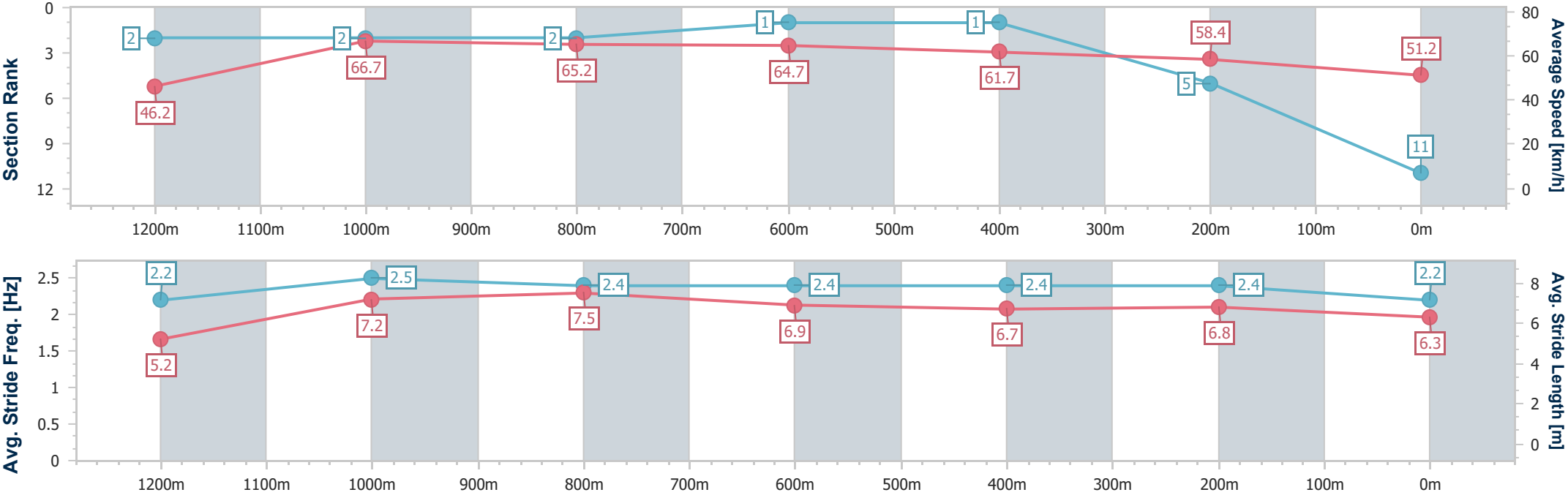
Horse/Jockey Name	The Punisher
Final Rank	11
Fastest Section Time (Section)	0:07.84 (Overall)
Top Speed [km/h] (Section)	67.7 (1200m)
Race State	Finished



MackayProfessional
Race 6: Ladbrokes Punter Assist BM55 Handicap - 1300m
30 December 2025 - 16:40
Track Rating: Good 4, Weather: Overcast, Rail Position: True



Section	Overall	1200m	1000m	800m	600m	400m	200m						
Section Times	1:18.66 [11] (0:07.84)	1:10.82 [2] (0:10.85)	0:59.97 [2] (0:11.06)	0:48.91 [2] (0:11.07)	0:37.84 [1] (0:11.44)	0:26.40 [1] (0:12.36)	0:14.04 [5] (0:14.04)						
Average Speed [km/h]	46.2	66.7	65.2	64.7	61.7	58.4	51.2						
Top Speed [km/h]	64.5	67.7	66.4	65.6	63.8	60.3	55.4						
Avg. Dist. to Rail [m]	9.6	2.2	0.6	0.8	2.0	2.3	5.1						
Avg. Stride Freq. [Hz]	2.2	2.5	2.4	2.4	2.4	2.4	2.2						
Avg. Stride Length [m]	5.2	7.2	7.5	6.9	6.7	6.8	6.3						



Track Rating: Good 4, Weather: Overcast, Rail Position: True

Section						Overall	1000m	800m	600m	400m	200m	Last 600m		
Field Times						1:10.45 (0:13.28)	0:57.17 (0:10.68)	0:46.49 (0:11.05)	0:35.44 (0:11.56)	0:23.88 (0:11.87)	0:12.01 (0:12.01)	0:35.44		
Rank	TAB	Horse/Jockey	Barrier	Top Speed [km/h]	Fastest Section							Margin	Distance Travelled [m]	
1	5	ZIPITALIST	10	68.2	0:10.93	1:10.45 [1]	0:56.26 [10]	0:45.33 [11]	0:34.31 [11]	0:23.12 [9]	0:11.80 [5]	1:10.45	0:34.31	
		Ashley Butler		1000m	1000m	(0:14.19)	(0:10.93)	(0:11.02)	(0:11.19)	(0:11.32)	(0:11.80)			
2	11	SHE SMASHES	7	68.3	0:10.85	1:10.67 [2]	0:56.76 [8]	0:45.91 [9]	0:34.86 [9]	0:23.42 [8]	0:11.93 [7]	1.32L	0:34.86	+0
		Amy Graham		1000m	1000m	(0:13.91)	(0:10.85)	(0:11.05)	(0:11.44)	(0:11.49)	(0:11.93)			
3	6	BOOM BOOM RAY	3	68.4	0:10.80	1:10.68 [3]	0:56.83 [7]	0:46.03 [7]	0:35.06 [7]	0:23.64 [6]	0:12.12 [2]	1.39L	0:35.06	-7
		Ryan Wiggins		1000m	1000m	(0:13.85)	(0:10.80)	(0:10.97)	(0:11.42)	(0:11.52)	(0:12.12)			
4	10	MELO MELO KAVA	9	70.0	0:10.80	1:10.73 [4]	0:57.44 [2]	0:46.64 [2]	0:35.56 [2]	0:24.14 [2]	0:12.29 [1]	1.68L	0:35.56	-7
		Aidan Holt		Overall	1000m	(0:13.29)	(0:10.80)	(0:11.08)	(0:11.42)	(0:11.85)	(0:12.29)			
5	3	NEW LEVEL	1	67.2	0:10.81	1:10.89 [5]	0:56.59 [11]	0:45.78 [10]	0:34.85 [10]	0:23.48 [10]	0:12.07 [8]	2.59L	0:34.85	-7
		Jason Taylor		1000m	1000m	(0:14.30)	(0:10.81)	(0:10.93)	(0:11.37)	(0:11.41)	(0:12.07)			
6	12	WHIRLWIND	2	67.3	0:10.81	1:10.89 [6]	0:56.96 [9]	0:46.15 [8]	0:35.10 [8]	0:23.40 [11]	0:11.86 [10]	2.6L	0:35.10	-3
		Fiona Sandkuhl		1000m	1000m	(0:13.93)	(0:10.81)	(0:11.05)	(0:11.70)	(0:11.54)	(0:11.86)			
7	8	UNIFIES	11	72.3	0:10.76	1:11.12 [7]	0:57.77 [3]	0:47.01 [3]	0:35.76 [5]	0:24.22 [4]	0:12.48 [4]	3.94L	0:35.76	-1
		Cody Collis		Overall	1000m	(0:13.35)	(0:10.76)	(0:11.25)	(0:11.54)	(0:11.74)	(0:12.48)			
8	13	ATALA	8	68.9	0:10.68	1:11.39 [8]	0:58.11 [1]	0:47.43 [1]	0:36.38 [1]	0:24.82 [1]	0:12.82 [3]	5.54L	0:36.38	-6
		Georgina Cartwright		Overall	1000m	(0:13.28)	(0:10.68)	(0:11.05)	(0:11.56)	(0:12.00)	(0:12.82)			
9	1	BIG DEMEANOR	6	70.7	0:10.60	1:11.61 [9]	0:58.04 [5]	0:47.44 [4]	0:36.38 [3]	0:24.75 [3]	0:12.88 [6]	6.85L	0:36.38	-4
		Ashvin Goindasamy		1000m	1000m	(0:13.57)	(0:10.60)	(0:11.06)	(0:11.63)	(0:11.87)	(0:12.88)			
10	9	LOOMING LEGEND	4	68.2	0:10.74	1:11.91 [10]	0:58.35 [4]	0:47.61 [5]	0:36.62 [4]	0:24.97 [5]	0:12.99 [9]	8.6L	0:36.62	-7
		Adam Sewell		1000m	1000m	(0:13.56)	(0:10.74)	(0:10.99)	(0:11.65)	(0:11.98)	(0:12.99)			

Scratched: Major Look (#2), Determination (#7)



MackayProfessional

Race 7: Safe & Happy New Year from MTC Class 2 Plate - 1200m

30 December 2025 - 17:15



MACKAY TURF CLUB
Ooralea Racecourse

Track Rating: Good 4, Weather: Overcast, Rail Position: True

Section					Overall	1000m	800m	600m	400m	200m	Last 600m			
Field Times					1:10.45 (0:13.28)	0:57.17 (0:10.68)	0:46.49 (0:11.05)	0:35.44 (0:11.56)	0:23.88 (0:11.87)	0:12.01 (0:12.01)	0:35.44			
Rank	TAB	Horse/Jockey	Barrier	Top Speed [km/h]	Fastest Section							Margin	Distance Travelled [m]	
11	4	REBELLIOUS RED	5	69.5	0:10.81	1:11.97 [11]	0:58.27 [6]	0:47.46 [6]	0:36.36 [6]	0:24.85 [7]	0:12.86 [11]	8.98L	0:36.36	-12
		Wanderson D'Avila		Overall	1000m	(0:13.70)	(0:10.81)	(0:11.10)	(0:11.51)	(0:11.99)	(0:12.86)			

Scratched: Major Look (#2), Determination (#7)



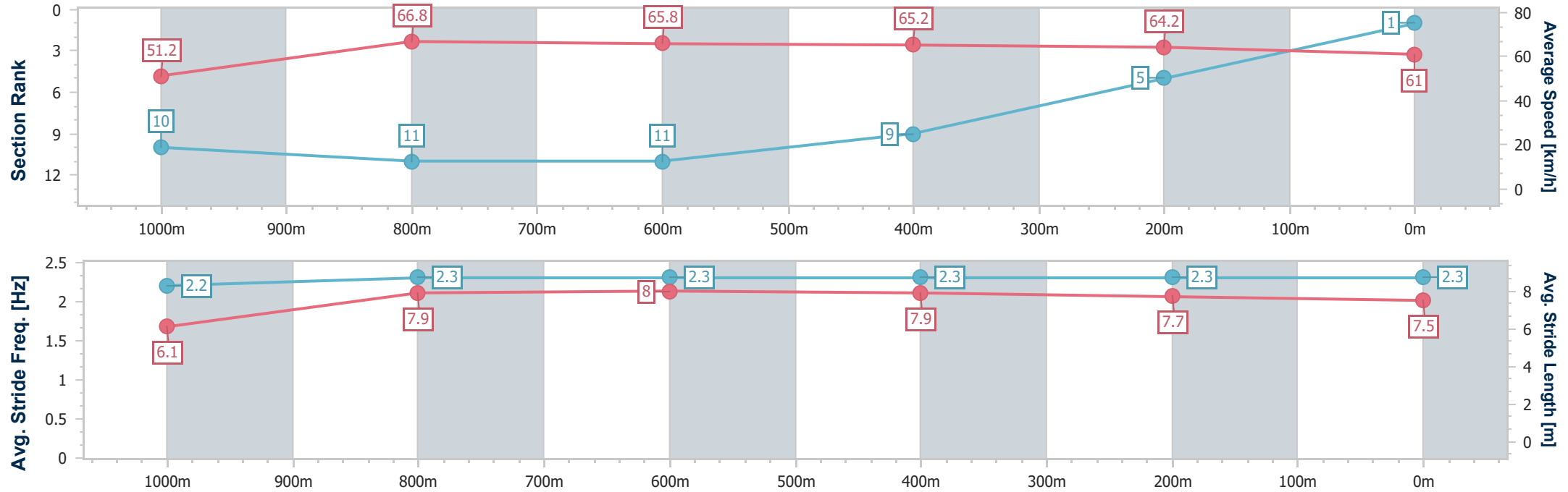
Horse/Jockey Name	Zipitalist
Final Rank	1
Fastest Section Time (Section)	0:10.93 (1000m)
Top Speed [km/h] (Section)	68.2 (1000m)
Race State	Finished



MackayProfessional
Race 7: Safe & Happy New Year from MTC Class 2 Plate - 1200m
30 December 2025 - 17:15
Track Rating: Good 4, Weather: Overcast, Rail Position: True



Section	Overall	1000m	800m	600m	400m	200m							
Section Times	1:10.45 [1] (0:14.19)	0:56.26 [10] (0:10.93)	0:45.33 [11] (0:11.02)	0:34.31 [11] (0:11.19)	0:23.12 [9] (0:11.32)	0:11.80 [5] (0:11.80)							
Average Speed [km/h]	51.2	66.8	65.8	65.2	64.2	61.0							
Top Speed [km/h]	64.5	68.2	66.7	66.2	64.7	64.6							
Avg. Dist. to Rail [m]	8.0	3.9	3.1	1.6	4.8	6.7							
Avg. Stride Freq. [Hz]	2.2	2.3	2.3	2.3	2.3	2.3							
Avg. Stride Length [m]	6.1	7.9	8.0	7.9	7.7	7.5							



[] Ranking at each section and finish
-.-.- No data available at this section
NA No data available



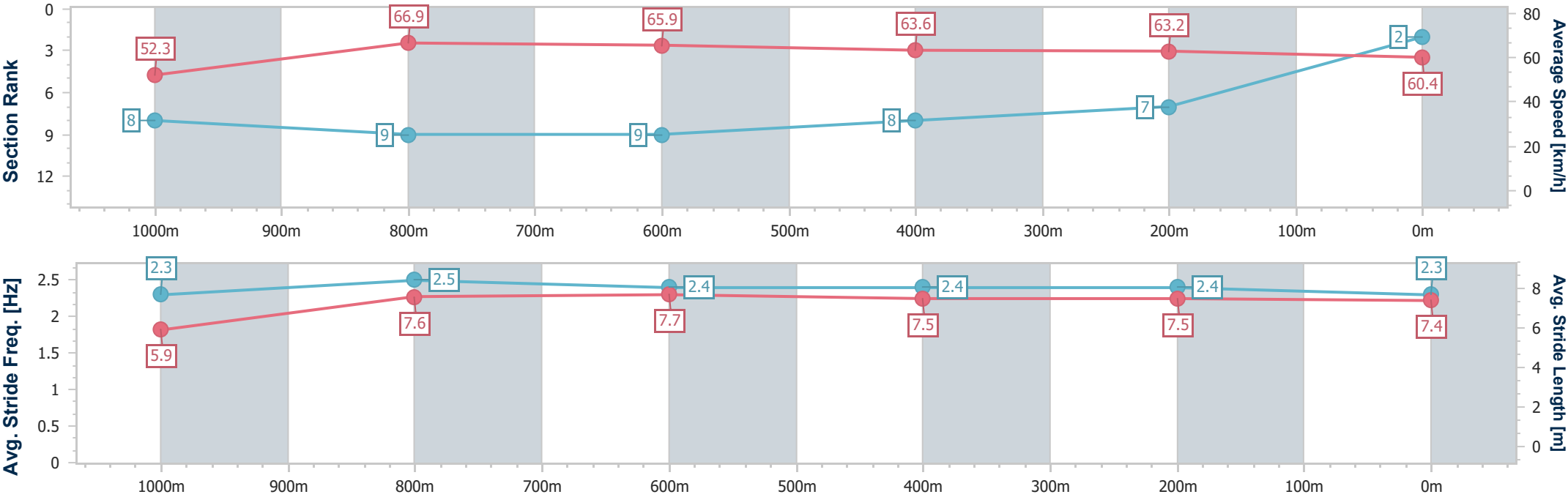
Horse/Jockey Name	She Smashes
Final Rank	2
Fastest Section Time (Section)	0:10.85 (1000m)
Top Speed [km/h] (Section)	68.3 (1000m)
Race State	Finished



MackayProfessional
Race 7: Safe & Happy New Year from MTC Class 2 Plate - 1200m
30 December 2025 - 17:15
Track Rating: Good 4, Weather: Overcast, Rail Position: True



Section	Overall	1000m	800m	600m	400m	200m							
Section Times	1:10.67 [2] (0:13.91)	0:56.76 [8] (0:10.85)	0:45.91 [9] (0:11.05)	0:34.86 [9] (0:11.44)	0:23.42 [8] (0:11.49)	0:11.93 [7] (0:11.93)							
Average Speed [km/h]	52.3	66.9	65.9	63.6	63.2	60.4							
Top Speed [km/h]	67.5	68.3	67.0	65.5	64.1	62.0							
Avg. Dist. to Rail [m]	5.9	2.9	2.9	2.1	4.5	6.4							
Avg. Stride Freq. [Hz]	2.3	2.5	2.4	2.4	2.4	2.3							
Avg. Stride Length [m]	5.9	7.6	7.7	7.5	7.5	7.4							





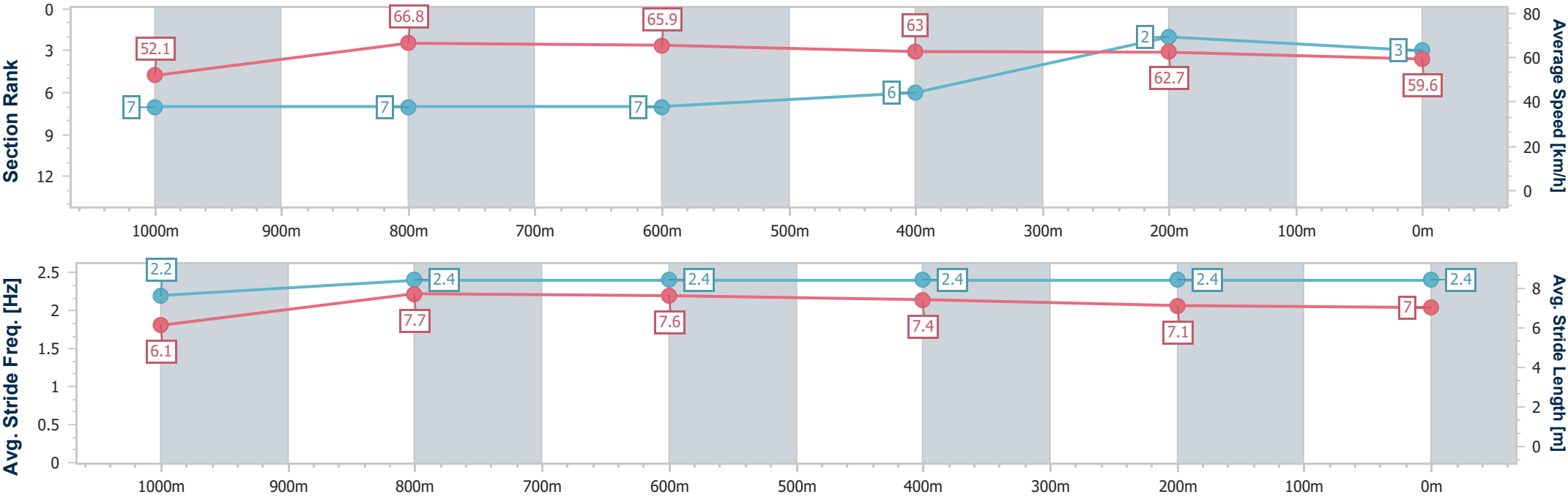
Horse/Jockey Name	Boom Boom Ray
Final Rank	3
Fastest Section Time (Section)	0:10.80 (1000m)
Top Speed [km/h] (Section)	68.4 (1000m)
Race State	Finished



MackayProfessional
Race 7: Safe & Happy New Year from MTC Class 2 Plate - 1200m
30 December 2025 - 17:15
Track Rating: Good 4, Weather: Overcast, Rail Position: True



Section	Overall	1000m	800m	600m	400m	200m							
Section Times	1:10.68 [3] (0:13.85)	0:56.83 [7] (0:10.80)	0:46.03 [7] (0:10.97)	0:35.06 [7] (0:11.42)	0:23.64 [6] (0:11.52)	0:12.12 [2] (0:12.12)							
Average Speed [km/h]	52.1	66.8	65.9	63.0	62.7	59.6							
Top Speed [km/h]	67.7	68.4	67.9	64.8	63.4	63.1							
Avg. Dist. to Rail [m]	2.3	0.4	0.7	0.8	3.4	5.1							
Avg. Stride Freq. [Hz]	2.2	2.4	2.4	2.4	2.4	2.4							
Avg. Stride Length [m]	6.1	7.7	7.6	7.4	7.1	7.0							



[] Ranking at each section and finish
- - - - No data available at this section
NA No data available



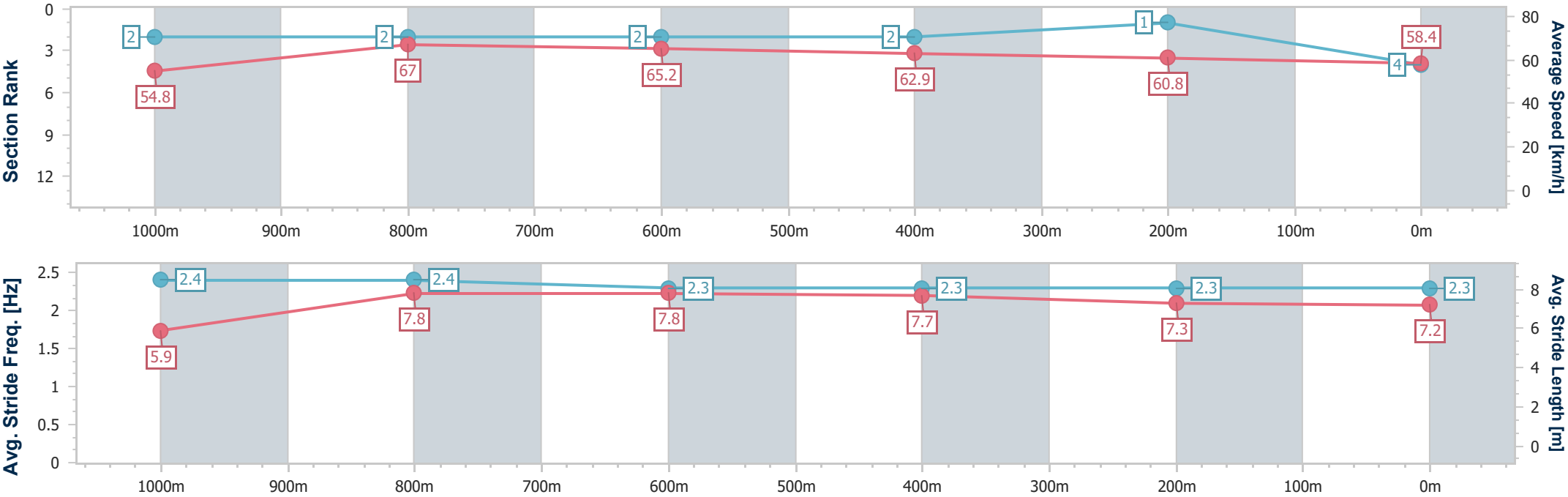
Horse/Jockey Name	Melo Melo Kava
Final Rank	4
Fastest Section Time (Section)	0:10.80 (1000m)
Top Speed [km/h] (Section)	70.0 (Overall)
Race State	Finished



MackayProfessional
Race 7: Safe & Happy New Year from MTC Class 2 Plate - 1200m
30 December 2025 - 17:15
Track Rating: Good 4, Weather: Overcast, Rail Position: True



Section	Overall	1000m	800m	600m	400m	200m							
Section Times	1:10.73 [4] (0:13.29)	0:57.44 [2] (0:10.80)	0:46.64 [2] (0:11.08)	0:35.56 [2] (0:11.42)	0:24.14 [2] (0:11.85)	0:12.29 [1] (0:12.29)							
Average Speed [km/h]	54.8	67.0	65.2	62.9	60.8	58.4							
Top Speed [km/h]	70.0	69.8	66.6	63.8	61.6	61.0							
Avg. Dist. to Rail [m]	6.1	1.9	1.8	0.4	1.4	1.9							
Avg. Stride Freq. [Hz]	2.4	2.4	2.3	2.3	2.3	2.3							
Avg. Stride Length [m]	5.9	7.8	7.8	7.7	7.3	7.2							



[] Ranking at each section and finish
-.-.- No data available at this section
NA No data available



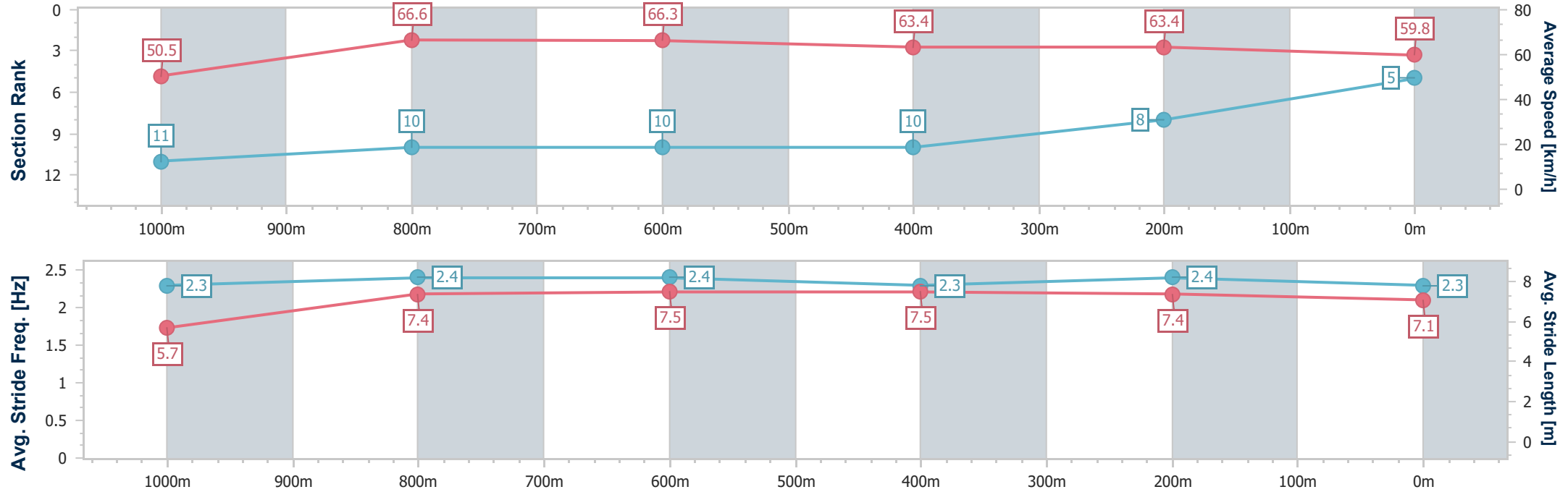
Horse/Jockey Name	New Level
Final Rank	5
Fastest Section Time (Section)	0:10.81 (1000m)
Top Speed [km/h] (Section)	67.2 (1000m)
Race State	Finished



MackayProfessional
Race 7: Safe & Happy New Year from MTC Class 2 Plate - 1200m
30 December 2025 - 17:15
Track Rating: Good 4, Weather: Overcast, Rail Position: True



Section	Overall	1000m	800m	600m	400m	200m							
Section Times	1:10.89 [5] (0:14.30)	0:56.59 [11] (0:10.81)	0:45.78 [10] (0:10.93)	0:34.85 [10] (0:11.37)	0:23.48 [10] (0:11.41)	0:12.07 [8] (0:12.07)							
Average Speed [km/h]	50.5	66.6	66.3	63.4	63.4	59.8							
Top Speed [km/h]	66.4	67.2	67.1	64.9	64.6	63.4							
Avg. Dist. to Rail [m]	2.1	1.4	1.6	0.5	4.6	7.8							
Avg. Stride Freq. [Hz]	2.3	2.4	2.4	2.3	2.4	2.3							
Avg. Stride Length [m]	5.7	7.4	7.5	7.5	7.4	7.1							





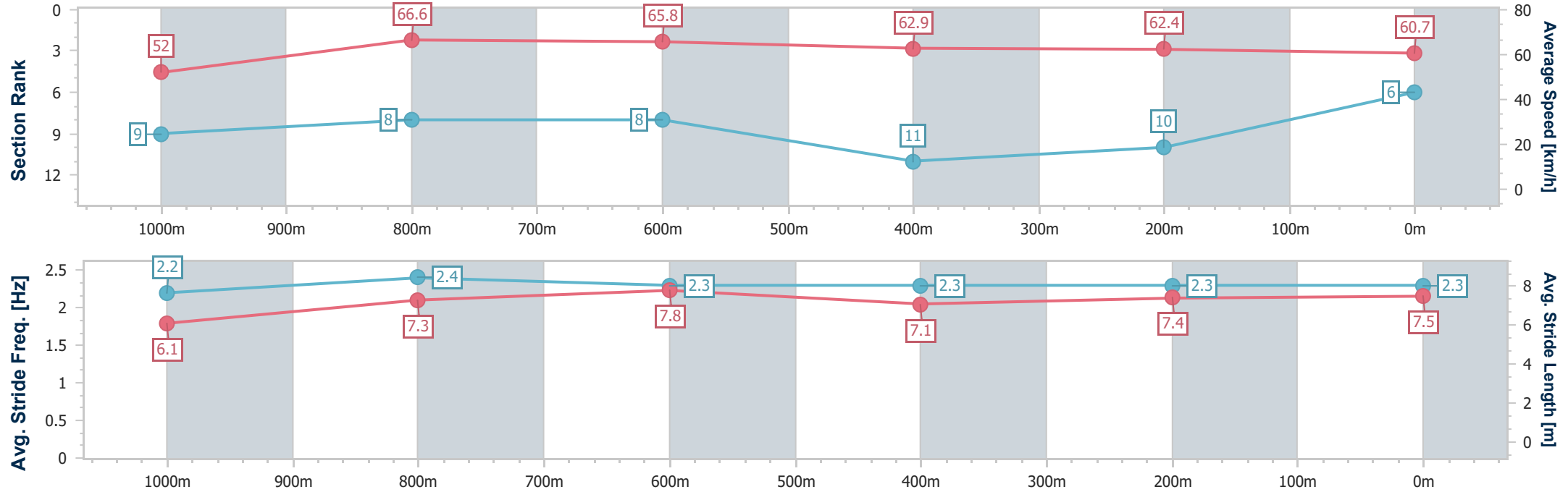
Horse/Jockey Name	Whirlwind
Final Rank	6
Fastest Section Time (Section)	0:10.81 (1000m)
Top Speed [km/h] (Section)	67.3 (1000m)
Race State	Finished



MackayProfessional
Race 7: Safe & Happy New Year from MTC Class 2 Plate - 1200m
30 December 2025 - 17:15
Track Rating: Good 4, Weather: Overcast, Rail Position: True



Section	Overall	1000m	800m	600m	400m	200m							
Section Times	1:10.89 [6] (0:13.93)	0:56.96 [9] (0:10.81)	0:46.15 [8] (0:11.05)	0:35.10 [8] (0:11.70)	0:23.40 [11] (0:11.54)	0:11.86 [10] (0:11.86)							
Average Speed [km/h]	52.0	66.6	65.8	62.9	62.4	60.7							
Top Speed [km/h]	66.0	67.3	67.1	64.3	63.8	63.6							
Avg. Dist. to Rail [m]	2.5	1.4	2.7	2.5	2.7	6.2							
Avg. Stride Freq. [Hz]	2.2	2.4	2.3	2.3	2.3	2.3							
Avg. Stride Length [m]	6.1	7.3	7.8	7.1	7.4	7.5							





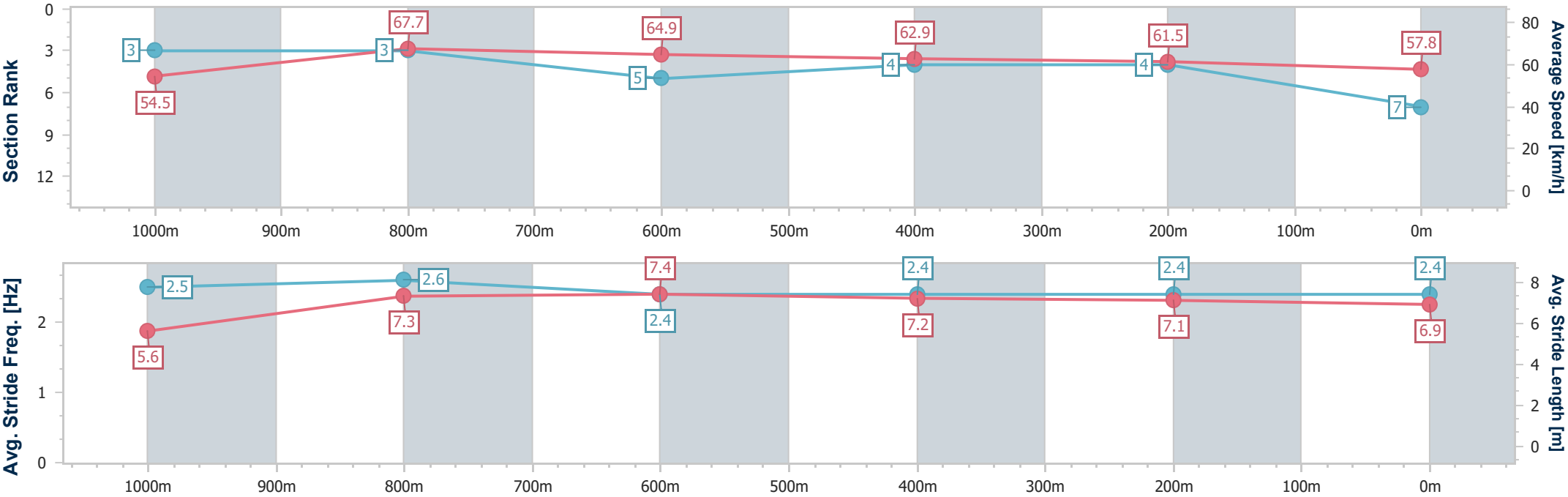
Horse/Jockey Name	Unifies
Final Rank	7
Fastest Section Time (Section)	0:10.76 (1000m)
Top Speed [km/h] (Section)	72.3 (Overall)
Race State	Finished



MackayProfessional
Race 7: Safe & Happy New Year from MTC Class 2 Plate - 1200m
30 December 2025 - 17:15
Track Rating: Good 4, Weather: Overcast, Rail Position: True



Section	Overall	1000m	800m	600m	400m	200m							
Section Times	1:11.12 [7] (0:13.35)	0:57.77 [3] (0:10.76)	0:47.01 [3] (0:11.25)	0:35.76 [5] (0:11.54)	0:24.22 [4] (0:11.74)	0:12.48 [4] (0:12.48)							
Average Speed [km/h]	54.5	67.7	64.9	62.9	61.5	57.8							
Top Speed [km/h]	72.3	70.2	66.6	64.5	62.4	60.9							
Avg. Dist. to Rail [m]	8.8	4.2	3.8	1.2	1.7	2.8							
Avg. Stride Freq. [Hz]	2.5	2.6	2.4	2.4	2.4	2.4							
Avg. Stride Length [m]	5.6	7.3	7.4	7.2	7.1	6.9							





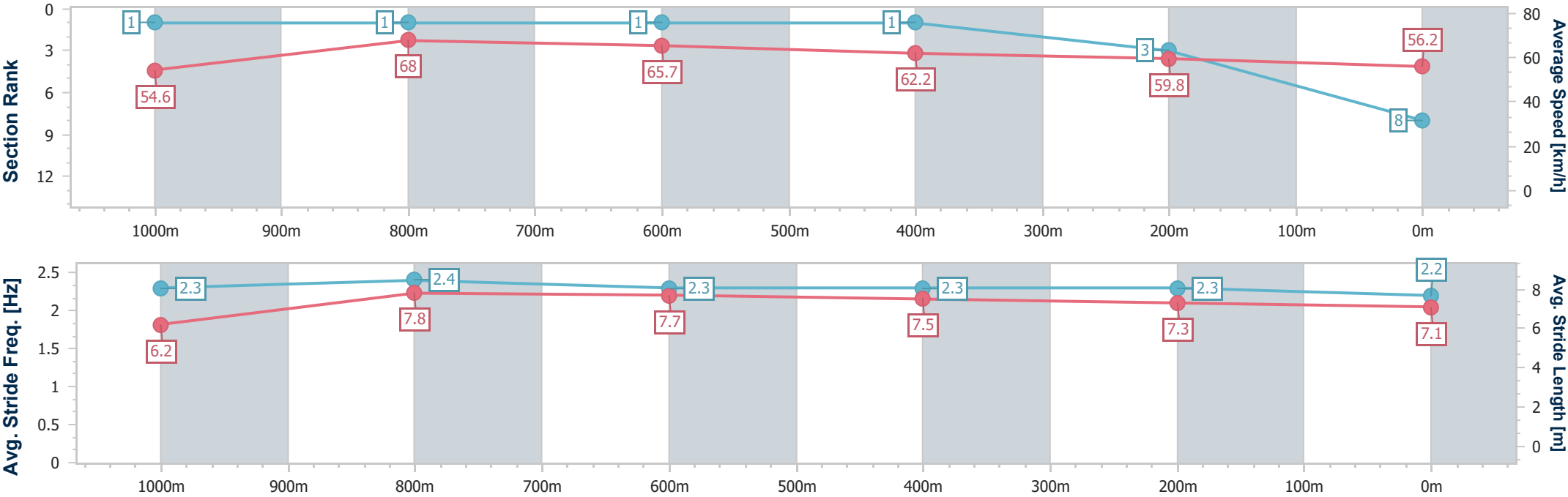
Horse/Jockey Name	Atala
Final Rank	8
Fastest Section Time (Section)	0:10.68 (1000m)
Top Speed [km/h] (Section)	68.9 (Overall)
Race State	Finished



MackayProfessional
Race 7: Safe & Happy New Year from MTC Class 2 Plate -
1200m
30 December 2025 - 17:15
Track Rating: Good 4, Weather: Overcast, Rail Position: True



Section	Overall	1000m	800m	600m	400m	200m							
Section Times	1:11.39 [8] (0:13.28)	0:58.11 [1] (0:10.68)	0:47.43 [1] (0:11.05)	0:36.38 [1] (0:11.56)	0:24.82 [1] (0:12.00)	0:12.82 [3] (0:12.82)							
Average Speed [km/h]	54.6	68.0	65.7	62.2	59.8	56.2							
Top Speed [km/h]	68.9	68.7	67.0	63.5	60.4	58.8							
Avg. Dist. to Rail [m]	6.1	2.4	2.4	0.4	1.0	2.5							
Avg. Stride Freq. [Hz]	2.3	2.4	2.3	2.3	2.3	2.2							
Avg. Stride Length [m]	6.2	7.8	7.7	7.5	7.3	7.1							





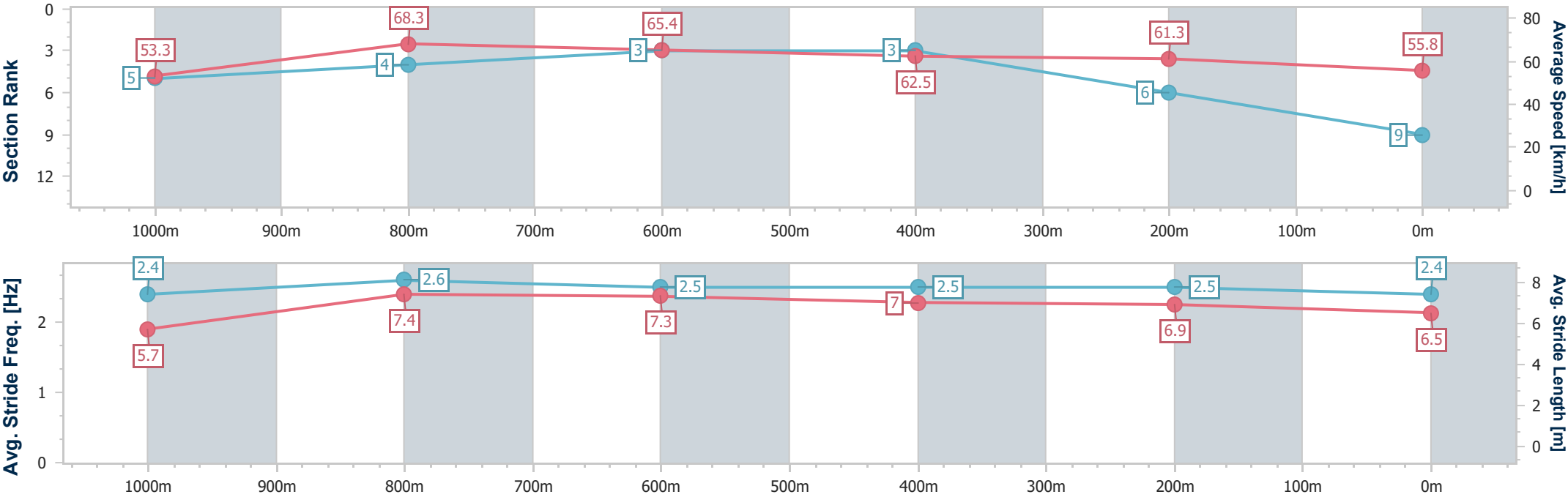
Horse/Jockey Name	Big Demeanor
Final Rank	9
Fastest Section Time (Section)	0:10.60 (1000m)
Top Speed [km/h] (Section)	70.7 (1000m)
Race State	Finished



MackayProfessional
Race 7: Safe & Happy New Year from MTC Class 2 Plate - 1200m
30 December 2025 - 17:15
Track Rating: Good 4, Weather: Overcast, Rail Position: True



Section	Overall	1000m	800m	600m	400m	200m							
Section Times	1:11.61 [9] (0:13.57)	0:58.04 [5] (0:10.60)	0:47.44 [4] (0:11.06)	0:36.38 [3] (0:11.63)	0:24.75 [3] (0:11.87)	0:12.88 [6] (0:12.88)							
Average Speed [km/h]	53.3	68.3	65.4	62.5	61.3	55.8							
Top Speed [km/h]	69.9	70.7	66.5	63.3	62.2	59.6							
Avg. Dist. to Rail [m]	4.1	1.7	1.4	1.6	3.4	2.9							
Avg. Stride Freq. [Hz]	2.4	2.6	2.5	2.5	2.5	2.4							
Avg. Stride Length [m]	5.7	7.4	7.3	7.0	6.9	6.5							





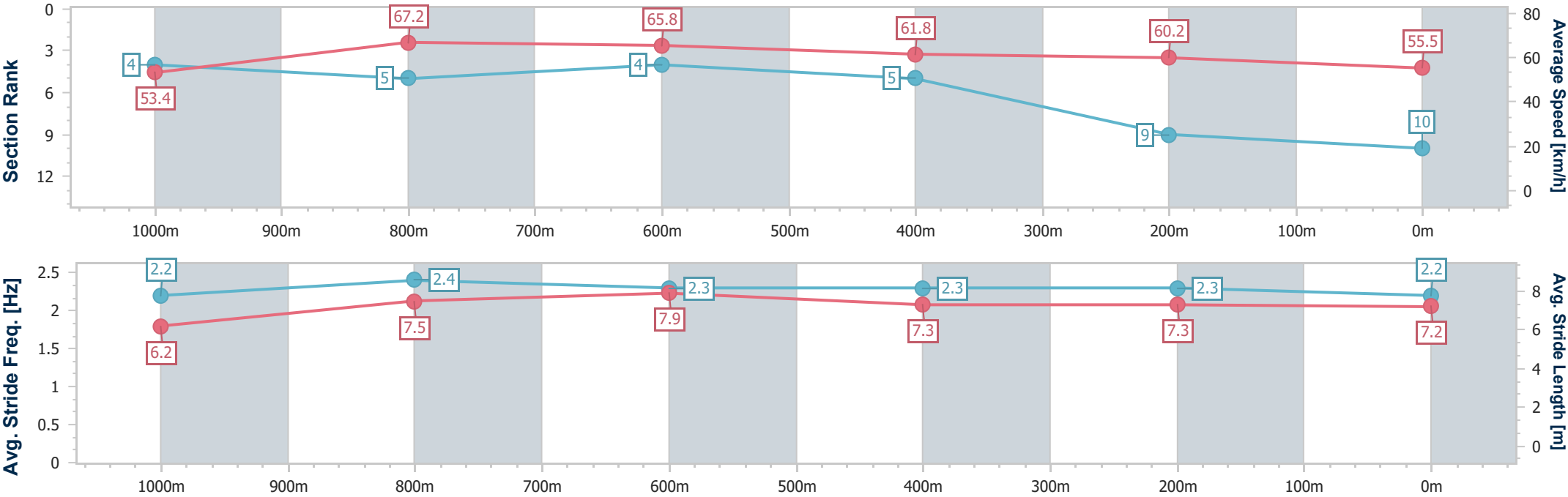
Horse/Jockey Name	Looming Legend
Final Rank	10
Fastest Section Time (Section)	0:10.74 (1000m)
Top Speed [km/h] (Section)	68.2 (1000m)
Race State	Finished



MackayProfessional
Race 7: Safe & Happy New Year from MTC Class 2 Plate - 1200m
30 December 2025 - 17:15
Track Rating: Good 4, Weather: Overcast, Rail Position: True



Section	Overall	1000m	800m	600m	400m	200m							
Section Times	1:11.91 [10] (0:13.56)	0:58.35 [4] (0:10.74)	0:47.61 [5] (0:10.99)	0:36.62 [4] (0:11.65)	0:24.97 [5] (0:11.98)	0:12.99 [9] (0:12.99)							
Average Speed [km/h]	53.4	67.2	65.8	61.8	60.2	55.5							
Top Speed [km/h]	66.9	68.2	67.1	64.0	60.6	59.6							
Avg. Dist. to Rail [m]	3.4	1.3	1.1	0.6	0.9	1.9							
Avg. Stride Freq. [Hz]	2.2	2.4	2.3	2.3	2.3	2.2							
Avg. Stride Length [m]	6.2	7.5	7.9	7.3	7.3	7.2							





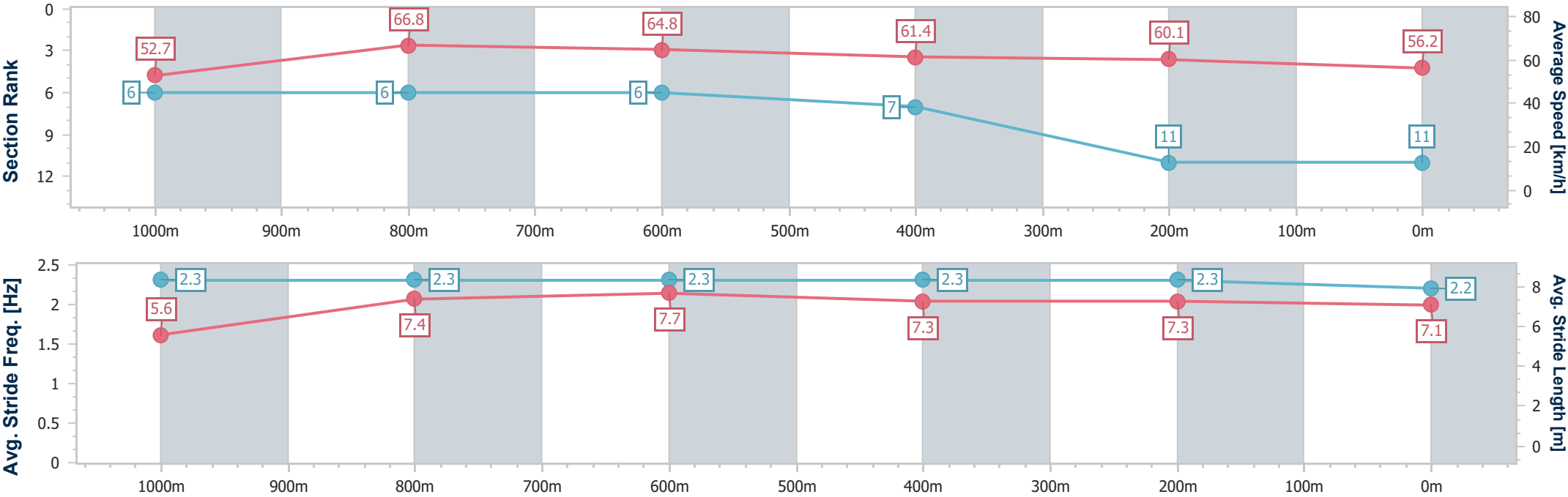
Horse/Jockey Name	Rebelious Red
Final Rank	11
Fastest Section Time (Section)	0:10.81 (1000m)
Top Speed [km/h] (Section)	69.5 (Overall)
Race State	Finished



MackayProfessional
Race 7: Safe & Happy New Year from MTC Class 2 Plate - 1200m
30 December 2025 - 17:15
Track Rating: Good 4, Weather: Overcast, Rail Position: True



Section	Overall	1000m	800m	600m	400m	200m							
Section Times	1:11.97 [11] (0:13.70)	0:58.27 [6] (0:10.81)	0:47.46 [6] (0:11.10)	0:36.36 [6] (0:11.51)	0:24.85 [7] (0:11.99)	0:12.86 [11] (0:12.86)							
Average Speed [km/h]	52.7	66.8	64.8	61.4	60.1	56.2							
Top Speed [km/h]	69.5	69.4	65.8	63.3	61.5	58.6							
Avg. Dist. to Rail [m]	3.9	0.7	0.5	1.8	1.8	3.6							
Avg. Stride Freq. [Hz]	2.3	2.3	2.3	2.3	2.3	2.2							
Avg. Stride Length [m]	5.6	7.4	7.7	7.3	7.3	7.1							





MackayProfessional

Race 8: Racing Again Friday 13th February Class 6 Handicap - 1200m

30 December 2025 - 17:51



MACKAY TURF CLUB
Ooralea Racecourse

Track Rating: Good 4, Weather: Overcast, Rail Position: True

Section		Field Times				Overall	1000m	800m	600m	400m	200m	Last 600m	
						1:10.08 (0:13.37)	0:56.71 (0:10.83)	0:45.88 (0:10.88)	0:35.00 (0:11.08)	0:23.92 (0:11.55)	0:12.37 (0:12.37)	0:35.00	
Rank	TAB	Horse/Jockey	Barrier	Top Speed [km/h]	Fastest Section							Margin	Distance Travelled [m]
1	7	UNIVERSAL HARMONY	2	67.6	0:10.83	1:10.08 [1]	0:56.71 [1]	0:45.88 [1]	0:35.00 [1]	0:23.92 [1]	0:12.37 [1]	1:10.08	0:35.00
		Raul Silvera Olivera		1000m	1000m	(0:13.37)	(0:10.83)	(0:10.88)	(0:11.08)	(0:11.55)	(0:12.37)		
2	11	ANSWERING	7	67.6	0:10.79	1:10.40 [2]	0:56.98 [2]	0:46.19 [2]	0:35.29 [2]	0:23.95 [2]	0:12.37 [2]	1.88L	0:35.29 +8
		Nikki Olzard		1000m	1000m	(0:13.42)	(0:10.79)	(0:10.90)	(0:11.34)	(0:11.58)	(0:12.37)		
3	6	DEALING'S DONE	6	67.4	0:10.96	1:10.41 [3]	0:56.56 [9]	0:45.55 [8]	0:34.59 [7]	0:23.48 [6]	0:11.98 [6]	1.99L	0:34.59 +4
		Warwick Satherley		1000m	800m	(0:13.85)	(0:11.01)	(0:10.96)	(0:11.11)	(0:11.50)	(0:11.98)		
4	10	MAJOR LOOK	4	67.4	0:10.95	1:10.61 [4]	0:56.80 [8]	0:45.71 [9]	0:34.76 [8]	0:23.60 [7]	0:12.21 [5]	3.17L	0:34.76 +3
		Jackson Murphy		1000m	800m	(0:13.81)	(0:11.09)	(0:10.95)	(0:11.16)	(0:11.39)	(0:12.21)		
5	5	WOODSTOCK ROCK	5	67.2	0:10.86	1:10.62 [5]	0:57.07 [4]	0:46.21 [3]	0:35.26 [3]	0:23.94 [3]	0:12.32 [4]	3.22L	0:35.26 +3
		Ashley Butler		1000m	1000m	(0:13.55)	(0:10.86)	(0:10.95)	(0:11.32)	(0:11.62)	(0:12.32)		
6	2	DEVIL DEVIL	3	67.3	0:10.95	1:10.64 [6]	0:56.97 [6]	0:46.02 [6]	0:35.02 [5]	0:23.89 [4]	0:12.49 [3]	3.35L	0:35.02 +1
		Ryan Wiggins		Overall	1000m	(0:13.67)	(0:10.95)	(0:11.00)	(0:11.13)	(0:11.40)	(0:12.49)		
7	3	SCRUB CHAIN	8	66.9	0:10.99	1:10.65 [7]	0:56.88 [7]	0:45.89 [7]	0:34.73 [9]	0:23.36 [9]	0:11.97 [8]	3.37L	0:34.73 +10
		Cody Collis		1000m	1000m	(0:13.77)	(0:10.99)	(0:11.16)	(0:11.37)	(0:11.39)	(0:11.97)		
8	4	OUR TURN NOW	9	66.9	0:11.06	1:10.97 [8]	0:57.07 [10]	0:45.85 [10]	0:34.77 [10]	0:23.71 [8]	0:12.14 [9]	5.26L	0:34.77 +2
		Tom Orr		Overall	600m	(0:13.90)	(0:11.22)	(0:11.08)	(0:11.06)	(0:11.57)	(0:12.14)		
9	8	UPSTART LEGEND	1	67.3	0:10.92	1:11.19 [9]	0:57.64 [5]	0:46.72 [4]	0:35.77 [4]	0:24.34 [5]	0:12.53 [7]	6.58L	0:35.77 +2
		Adam Sewell		1000m	1000m	(0:13.55)	(0:10.92)	(0:10.95)	(0:11.43)	(0:11.81)	(0:12.53)		
10	9	TAKERU	10	67.1	0:11.05	1:11.73 [10]	0:58.20 [3]	0:47.15 [5]	0:35.99 [6]	0:24.35 [10]	0:12.71 [10]	9.74L	0:35.99 +12
		Fiona Sandkuhl		1000m	1000m	(0:13.53)	(0:11.05)	(0:11.16)	(0:11.64)	(0:11.64)	(0:12.71)		

Scratched: Parade Ground (#1)



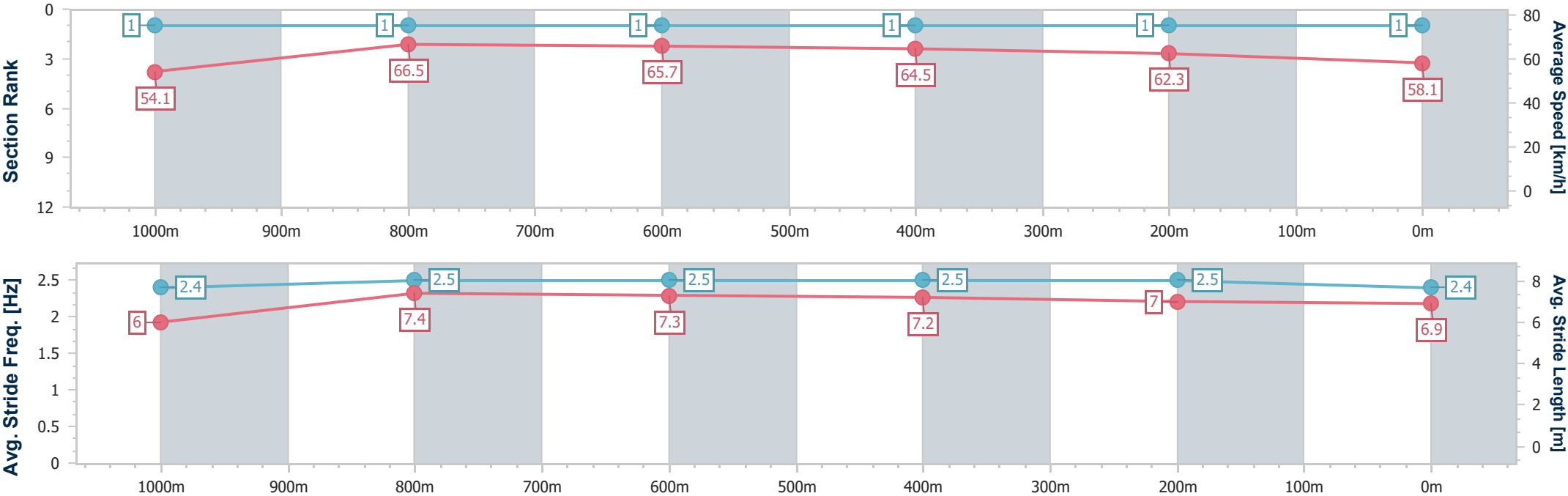
Horse/Jockey Name	Universal Harmony
Final Rank	1
Fastest Section Time (Section)	0:10.83 (1000m)
Top Speed [km/h] (Section)	67.6 (1000m)
Race State	Finished



MackayProfessional
Race 8: Racing Again Friday 13th February Class 6 Handicap - 1200m
30 December 2025 - 17:51
Track Rating: Good 4, Weather: Overcast, Rail Position: True



Section	Overall	1000m	800m	600m	400m	200m							
Section Times	1:10.08 [1] (0:13.37)	0:56.71 [1] (0:10.83)	0:45.88 [1] (0:10.88)	0:35.00 [1] (0:11.08)	0:23.92 [1] (0:11.55)	0:12.37 [1] (0:12.37)							
Average Speed [km/h]	54.1	66.5	65.7	64.5	62.3	58.1							
Top Speed [km/h]	66.4	67.6	66.7	65.0	64.1	60.9							
Avg. Dist. to Rail [m]	1.9	0.6	1.3	1.3	1.3	2.2							
Avg. Stride Freq. [Hz]	2.4	2.5	2.5	2.5	2.5	2.4							
Avg. Stride Length [m]	6.0	7.4	7.3	7.2	7.0	6.9							





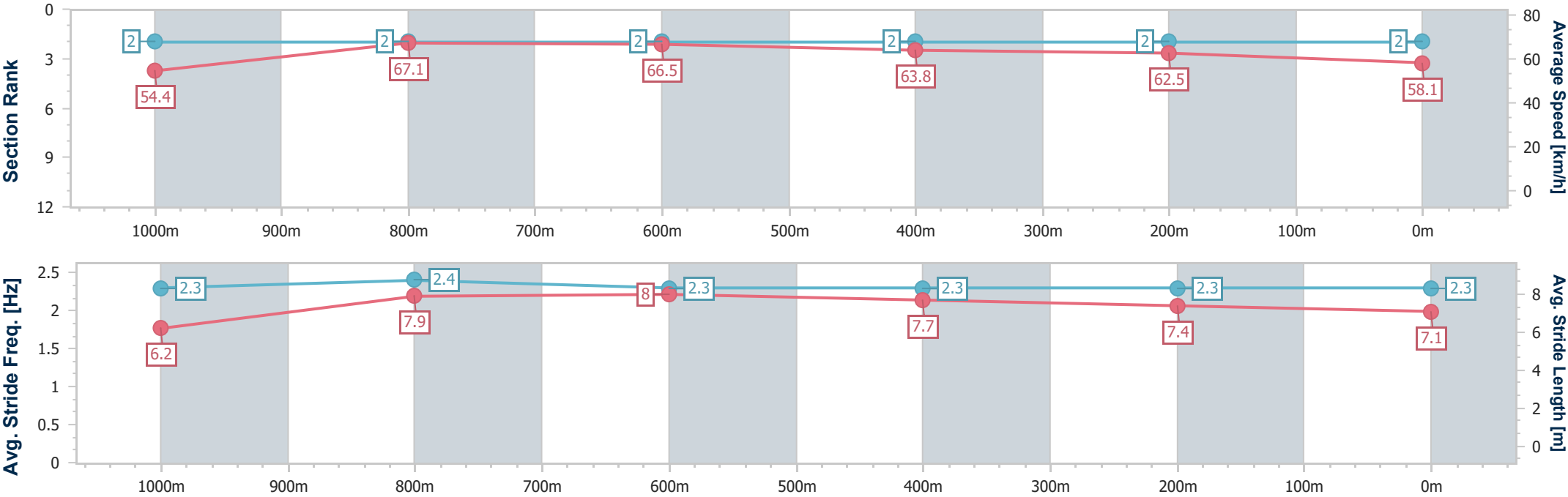
Horse/Jockey Name	Answering
Final Rank	2
Fastest Section Time (Section)	0:10.79 (1000m)
Top Speed [km/h] (Section)	67.6 (1000m)
Race State	Finished



MackayProfessional
Race 8: Racing Again Friday 13th February Class 6 Handicap - 1200m
30 December 2025 - 17:51
Track Rating: Good 4, Weather: Overcast, Rail Position: True



Section	Overall	1000m	800m	600m	400m	200m							
Section Times	1:10.40 [2] (0:13.42)	0:56.98 [2] (0:10.79)	0:46.19 [2] (0:10.90)	0:35.29 [2] (0:11.34)	0:23.95 [2] (0:11.58)	0:12.37 [2] (0:12.37)							
Average Speed [km/h]	54.4	67.1	66.5	63.8	62.5	58.1							
Top Speed [km/h]	67.4	67.6	67.3	65.4	63.2	61.6							
Avg. Dist. to Rail [m]	6.3	2.8	1.8	0.9	2.5	3.4							
Avg. Stride Freq. [Hz]	2.3	2.4	2.3	2.3	2.3	2.3							
Avg. Stride Length [m]	6.2	7.9	8.0	7.7	7.4	7.1							





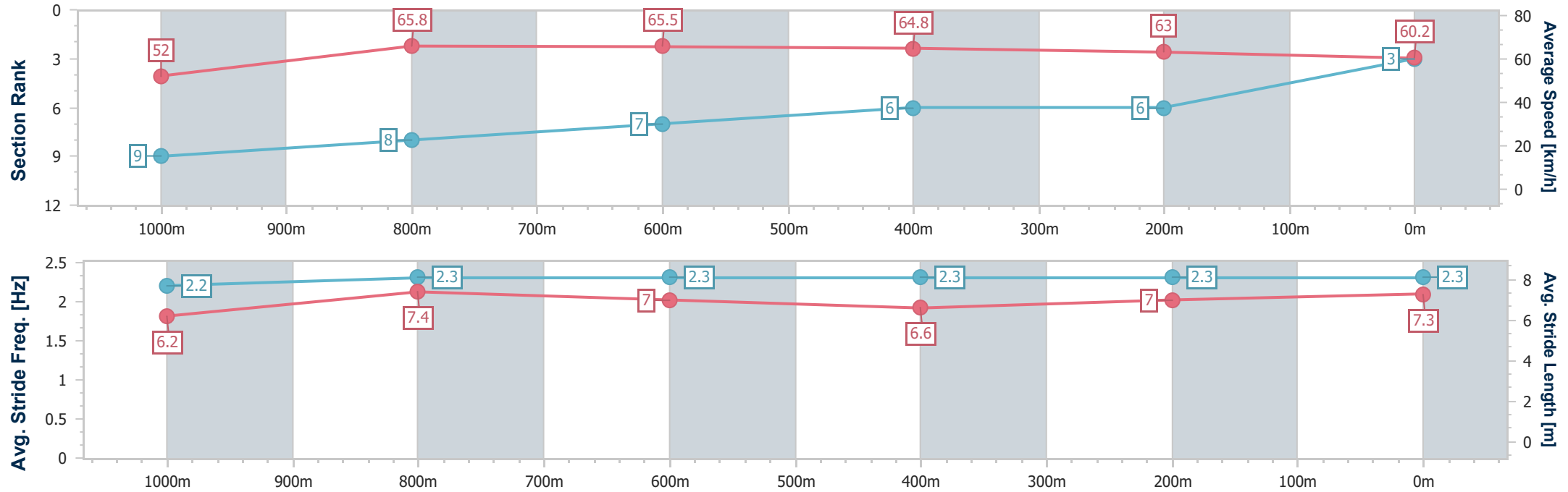
Horse/Jockey Name	Dealing's Done
Final Rank	3
Fastest Section Time (Section)	0:10.96 (800m)
Top Speed [km/h] (Section)	67.4 (1000m)
Race State	Finished



MackayProfessional
Race 8: Racing Again Friday 13th February Class 6 Handicap - 1200m
30 December 2025 - 17:51
Track Rating: Good 4, Weather: Overcast, Rail Position: True



Section	Overall	1000m	800m	600m	400m	200m							
Section Times	1:10.41 [3] (0:13.85)	0:56.56 [9] (0:11.01)	0:45.55 [8] (0:10.96)	0:34.59 [7] (0:11.11)	0:23.48 [6] (0:11.50)	0:11.98 [6] (0:11.98)							
Average Speed [km/h]	52.0	65.8	65.5	64.8	63.0	60.2							
Top Speed [km/h]	66.4	67.4	67.3	66.4	63.4	62.9							
Avg. Dist. to Rail [m]	4.6	0.9	0.5	0.9	3.7	6.3							
Avg. Stride Freq. [Hz]	2.2	2.3	2.3	2.3	2.3	2.3							
Avg. Stride Length [m]	6.2	7.4	7.0	6.6	7.0	7.3							



[] Ranking at each section and finish
-.-.- No data available at this section
NA No data available



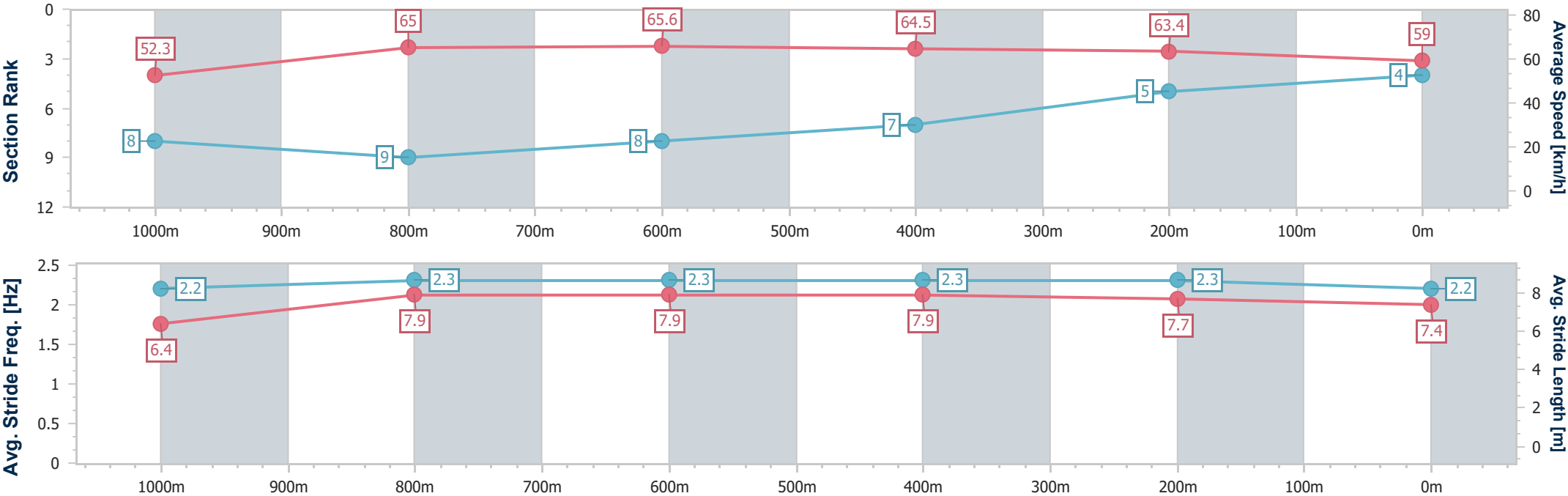
Horse/Jockey Name	Major Look
Final Rank	4
Fastest Section Time (Section)	0:10.95 (800m)
Top Speed [km/h] (Section)	67.4 (1000m)
Race State	Finished



MackayProfessional
Race 8: Racing Again Friday 13th February Class 6 Handicap - 1200m
30 December 2025 - 17:51
Track Rating: Good 4, Weather: Overcast, Rail Position: True



Section	Overall	1000m	800m	600m	400m	200m							
Section Times	1:10.61 [4] (0:13.81)	0:56.80 [8] (0:11.09)	0:45.71 [9] (0:10.95)	0:34.76 [8] (0:11.16)	0:23.60 [7] (0:11.39)	0:12.21 [5] (0:12.21)							
Average Speed [km/h]	52.3	65.0	65.6	64.5	63.4	59.0							
Top Speed [km/h]	65.9	67.4	67.2	66.6	63.9	62.9							
Avg. Dist. to Rail [m]	2.9	0.7	0.4	0.8	3.4	6.8							
Avg. Stride Freq. [Hz]	2.2	2.3	2.3	2.3	2.3	2.2							
Avg. Stride Length [m]	6.4	7.9	7.9	7.9	7.7	7.4							





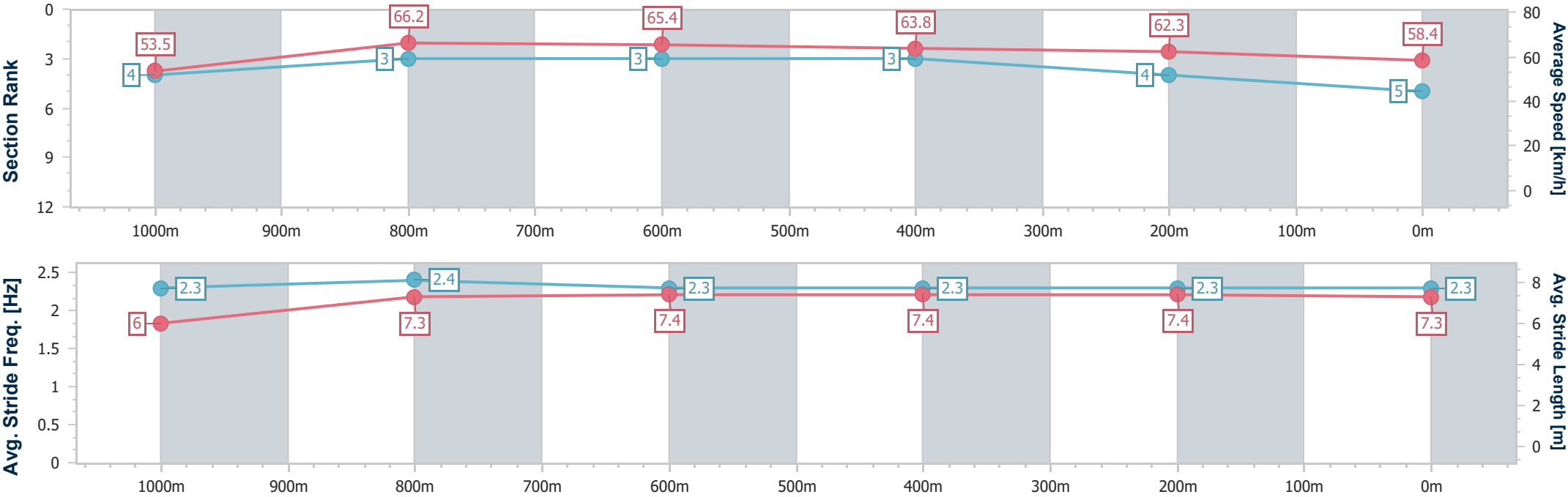
Horse/Jockey Name	Woodstock Rock
Final Rank	5
Fastest Section Time (Section)	0:10.86 (1000m)
Top Speed [km/h] (Section)	67.2 (1000m)
Race State	Finished



MackayProfessional
Race 8: Racing Again Friday 13th February Class 6 Handicap - 1200m
30 December 2025 - 17:51
Track Rating: Good 4, Weather: Overcast, Rail Position: True



Section	Overall	1000m	800m	600m	400m	200m							
Section Times	1:10.62 [5] (0:13.55)	0:57.07 [4] (0:10.86)	0:46.21 [3] (0:10.95)	0:35.26 [3] (0:11.32)	0:23.94 [3] (0:11.62)	0:12.32 [4] (0:12.32)							
Average Speed [km/h]	53.5	66.2	65.4	63.8	62.3	58.4							
Top Speed [km/h]	66.5	67.2	66.4	64.7	62.9	62.8							
Avg. Dist. to Rail [m]	3.6	0.3	0.6	0.8	4.1	4.5							
Avg. Stride Freq. [Hz]	2.3	2.4	2.3	2.3	2.3	2.3							
Avg. Stride Length [m]	6.0	7.3	7.4	7.4	7.4	7.3							





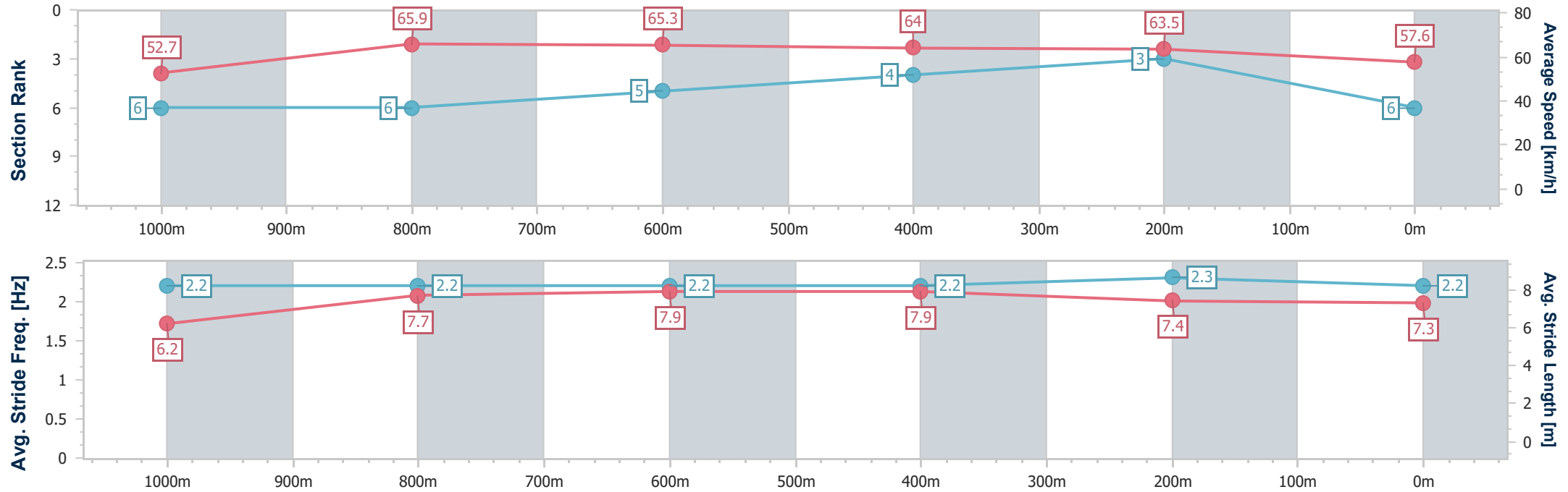
Horse/Jockey Name	Devil Devil
Final Rank	6
Fastest Section Time (Section)	0:10.95 (1000m)
Top Speed [km/h] (Section)	67.3 (Overall)
Race State	Finished



MackayProfessional
Race 8: Racing Again Friday 13th February Class 6 Handicap - 1200m
30 December 2025 - 17:51
Track Rating: Good 4, Weather: Overcast, Rail Position: True



Section	Overall	1000m	800m	600m	400m	200m							
Section Times	1:10.64 [6] (0:13.67)	0:56.97 [6] (0:10.95)	0:46.02 [6] (0:11.00)	0:35.02 [5] (0:11.13)	0:23.89 [4] (0:11.40)	0:12.49 [3] (0:12.49)							
Average Speed [km/h]	52.7	65.9	65.3	64.0	63.5	57.6							
Top Speed [km/h]	67.3	66.8	66.2	64.8	65.1	62.3							
Avg. Dist. to Rail [m]	2.5	0.8	0.9	1.4	3.2	4.6							
Avg. Stride Freq. [Hz]	2.2	2.2	2.2	2.2	2.3	2.2							
Avg. Stride Length [m]	6.2	7.7	7.9	7.9	7.4	7.3							





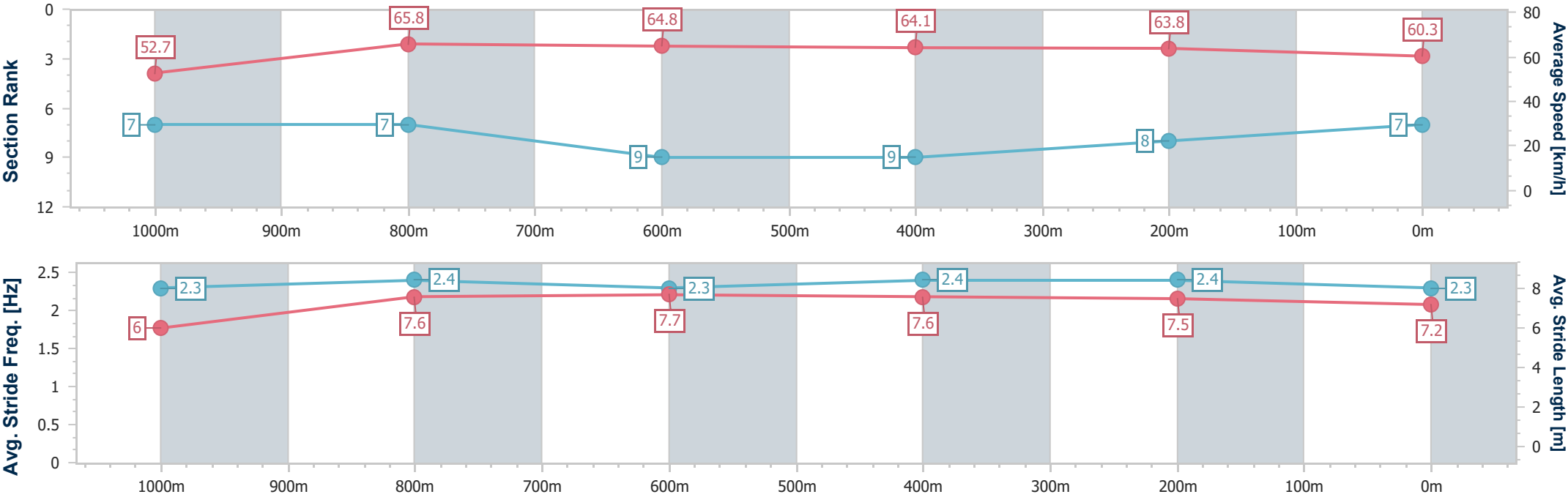
Horse/Jockey Name	Scrub Chain
Final Rank	7
Fastest Section Time (Section)	0:10.99 (1000m)
Top Speed [km/h] (Section)	66.9 (1000m)
Race State	Finished



MackayProfessional
Race 8: Racing Again Friday 13th February Class 6 Handicap - 1200m
30 December 2025 - 17:51
Track Rating: Good 4, Weather: Overcast, Rail Position: True



Section	Overall	1000m	800m	600m	400m	200m							
Section Times	1:10.65 [7] (0:13.77)	0:56.88 [7] (0:10.99)	0:45.89 [7] (0:11.16)	0:34.73 [9] (0:11.37)	0:23.36 [9] (0:11.39)	0:11.97 [8] (0:11.97)							
Average Speed [km/h]	52.7	65.8	64.8	64.1	63.8	60.3							
Top Speed [km/h]	66.3	66.9	66.4	64.9	64.6	62.6							
Avg. Dist. to Rail [m]	6.2	2.3	1.3	2.0	4.8	8.0							
Avg. Stride Freq. [Hz]	2.3	2.4	2.3	2.4	2.4	2.3							
Avg. Stride Length [m]	6.0	7.6	7.7	7.6	7.5	7.2							



[] Ranking at each section and finish
-.-.- No data available at this section
NA No data available



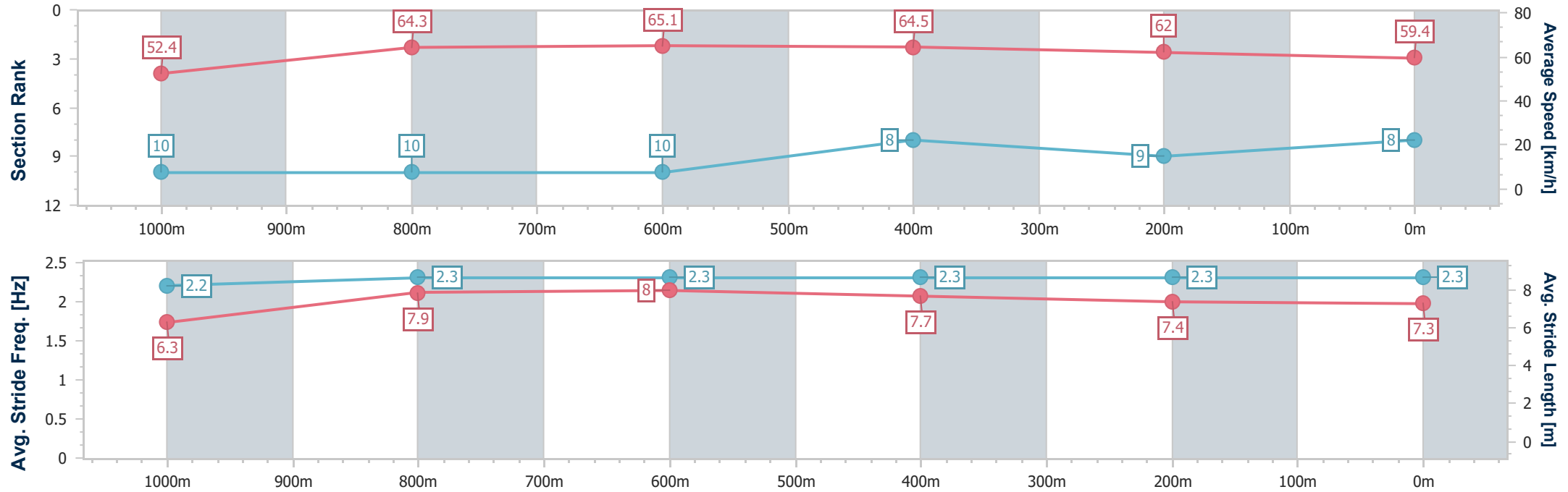
Horse/Jockey Name	Our Turn Now
Final Rank	8
Fastest Section Time (Section)	0:11.06 (600m)
Top Speed [km/h] (Section)	66.9 (Overall)
Race State	Finished



MackayProfessional
Race 8: Racing Again Friday 13th February Class 6 Handicap - 1200m
30 December 2025 - 17:51
Track Rating: Good 4, Weather: Overcast, Rail Position: True



Section	Overall	1000m	800m	600m	400m	200m							
Section Times	1:10.97 [8] (0:13.90)	0:57.07 [10] (0:11.22)	0:45.85 [10] (0:11.08)	0:34.77 [10] (0:11.06)	0:23.71 [8] (0:11.57)	0:12.14 [9] (0:12.14)							
Average Speed [km/h]	52.4	64.3	65.1	64.5	62.0	59.4							
Top Speed [km/h]	66.9	66.7	66.0	65.4	62.9	62.0							
Avg. Dist. to Rail [m]	7.2	1.2	0.8	1.1	1.0	2.7							
Avg. Stride Freq. [Hz]	2.2	2.3	2.3	2.3	2.3	2.3							
Avg. Stride Length [m]	6.3	7.9	8.0	7.7	7.4	7.3							





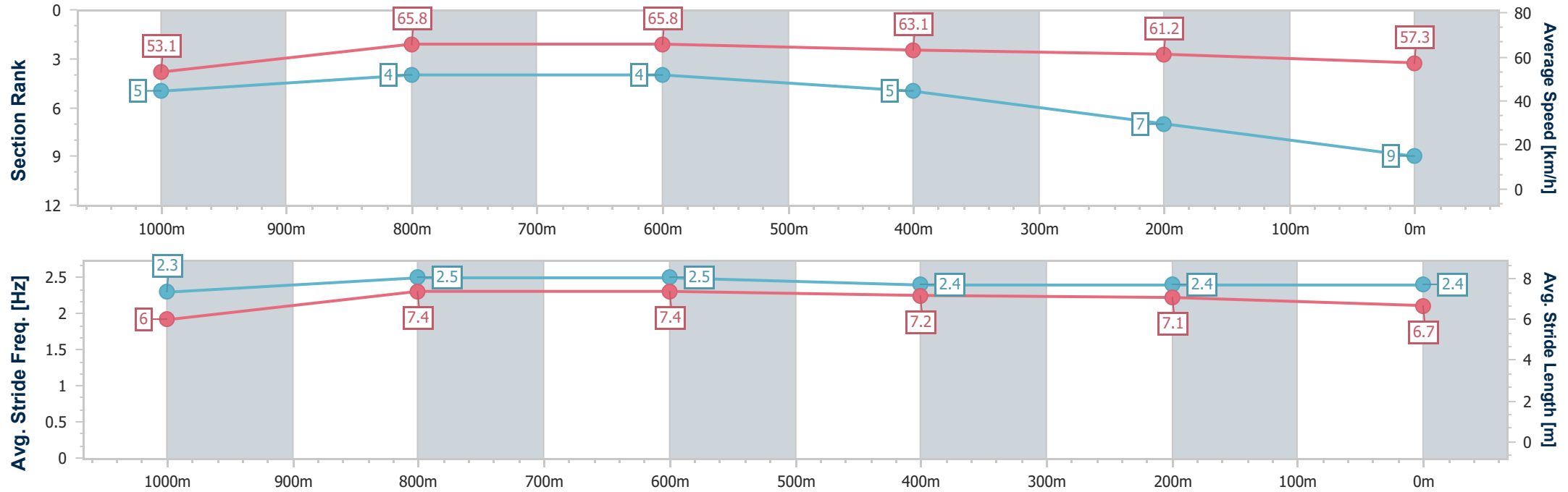
Horse/Jockey Name	Upstart Legend
Final Rank	9
Fastest Section Time (Section)	0:10.92 (1000m)
Top Speed [km/h] (Section)	67.3 (1000m)
Race State	Finished



MackayProfessional
Race 8: Racing Again Friday 13th February Class 6 Handicap - 1200m
30 December 2025 - 17:51
Track Rating: Good 4, Weather: Overcast, Rail Position: True



Section	Overall	1000m	800m	600m	400m	200m							
Section Times	1:11.19 [9] (0:13.55)	0:57.64 [5] (0:10.92)	0:46.72 [4] (0:10.95)	0:35.77 [4] (0:11.43)	0:24.34 [5] (0:11.81)	0:12.53 [7] (0:12.53)							
Average Speed [km/h]	53.1	65.8	65.8	63.1	61.2	57.3							
Top Speed [km/h]	65.2	67.3	66.4	64.9	62.4	60.9							
Avg. Dist. to Rail [m]	0.9	0.7	0.5	0.9	1.5	1.7							
Avg. Stride Freq. [Hz]	2.3	2.5	2.5	2.4	2.4	2.4							
Avg. Stride Length [m]	6.0	7.4	7.4	7.2	7.1	6.7							





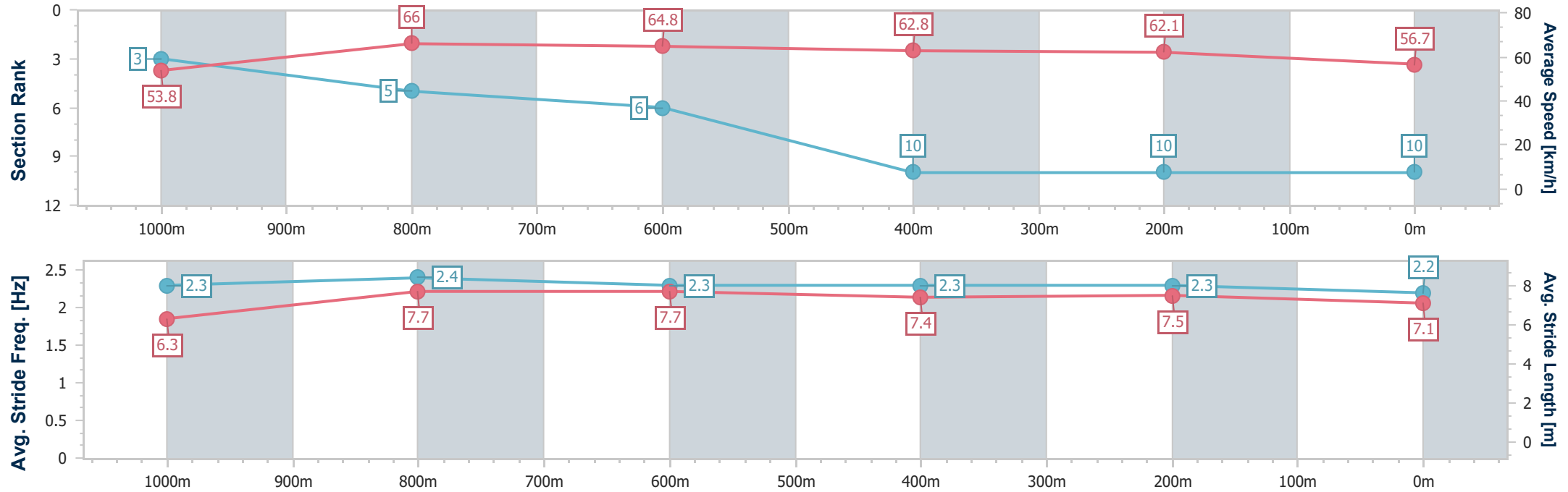
Horse/Jockey Name	Takeru
Final Rank	10
Fastest Section Time (Section)	0:11.05 (1000m)
Top Speed [km/h] (Section)	67.1 (1000m)
Race State	Finished



MackayProfessional
Race 8: Racing Again Friday 13th February Class 6 Handicap - 1200m
30 December 2025 - 17:51
Track Rating: Good 4, Weather: Overcast, Rail Position: True



Section	Overall	1000m	800m	600m	400m	200m							
Section Times	1:11.73 [10] (0:13.53)	0:58.20 [3] (0:11.05)	0:47.15 [5] (0:11.16)	0:35.99 [6] (0:11.64)	0:24.35 [10] (0:11.64)	0:12.71 [10] (0:12.71)							
Average Speed [km/h]	53.8	66.0	64.8	62.8	62.1	56.7							
Top Speed [km/h]	67.1	67.1	66.8	64.3	63.0	61.3							
Avg. Dist. to Rail [m]	8.4	3.9	3.0	1.9	3.3	4.7							
Avg. Stride Freq. [Hz]	2.3	2.4	2.3	2.3	2.3	2.2							
Avg. Stride Length [m]	6.3	7.7	7.7	7.4	7.5	7.1							



[] Ranking at each section and finish
- - - - No data available at this section
NA No data available