



Sunshine Coast Professional  
Race 1: SHERRIN RENTALS Maiden Plate - 1800m  
01 January 2026 - 12:38



Track Rating: Soft 5, Weather: Overcast, Rail Position: +3m Entire

Section					Overall	1600m	1400m	1200m	1000m	800m	600m	Last 600m		
Field Times					1:52.48 (0:14.25)	1:38.23 (0:11.74)	1:26.49 (0:12.11)	1:14.38 (0:12.73)	1:01.65 (0:13.36)	0:48.29 (0:12.87)	0:35.42 (0:12.03)	0:35.42		
Rank	TAB	Horse/Jockey	Barrier	Top Speed [km/h]	Fastest Section									Distance Travelled [m]
1	4	SEXY TIME	1	63.7	0:11.39	1:52.48 [1]	1:38.23 [1]	1:26.49 [1]	1:14.38 [1]	1:01.65 [1]	0:48.29 [1]	0:35.42 [1]	0:35.42	
		Ryan Maloney		400m	400m	(0:14.25)	(0:11.74)	(0:12.11)	(0:12.73)	(0:13.36)	(0:12.87)	(0:12.03)		
2	3	PARAT SIBIFORTUNAM	5	63.9	0:11.36	1:53.07 [2]	1:37.89 [6]	1:25.94 [6]	1:13.66 [6]	1:01.25 [6]	0:48.15 [6]	0:35.37 [6]	0:35.37	+3
		Daniel Moor		400m	400m	(0:15.18)	(0:11.95)	(0:12.28)	(0:12.41)	(0:13.10)	(0:12.78)	(0:11.90)		
3	2	O'EXPLOSIVE	4	64.1	0:11.48	1:53.26 [3]	1:38.42 [5]	1:26.44 [5]	1:14.18 [5]	1:01.52 [5]	0:48.45 [5]	0:35.62 [5]	0:35.62	-2
		Todd Banks		400m	400m	(0:14.84)	(0:11.98)	(0:12.26)	(0:12.66)	(0:13.07)	(0:12.83)	(0:11.97)		
4	1	ENIDZEL	2	62.7	0:11.68	1:53.52 [4]	1:38.91 [4]	1:27.03 [4]	1:14.90 [3]	1:02.13 [3]	0:48.98 [3]	0:36.05 [3]	0:36.05	-1
		Adin Thompson		400m	400m	(0:14.61)	(0:11.88)	(0:12.13)	(0:12.77)	(0:13.15)	(0:12.93)	(0:12.08)		
5	6	BUFFALO THEORY	6	62.3	0:11.98	1:54.42 [5]	1:39.93 [3]	1:27.95 [3]	1:15.67 [4]	1:02.90 [4]	0:49.70 [4]	0:36.83 [4]	0:36.83	-1
		Ryan Wiggins		1600m	1600m	(0:14.49)	(0:11.98)	(0:12.28)	(0:12.77)	(0:13.20)	(0:12.87)	(0:11.98)		
6	7	ILKLEY ROAD	3	63.5	0:11.72	1:54.53 [6]	1:40.08 [2]	1:28.36 [2]	1:16.07 [2]	1:03.26 [2]	0:50.08 [2]	0:37.19 [2]	0:37.19	+6
		Dale Smith		1600m	1600m	(0:14.45)	(0:11.72)	(0:12.29)	(0:12.81)	(0:13.18)	(0:12.89)	(0:12.26)		

Scratched: Still Unwanted (#5), Highland Kitty (#8)



Sunshine Coast Professional  
Race 1: SHERRIN RENTALS Maiden Plate - 1800m  
01 January 2026 - 12:38



Track Rating: Soft 5, Weather: Overcast, Rail Position: +3m Entire

Section						400m	200m			Last 600m
Field Times						0:23.39 (0:11.39)	0:12.00 (0:12.00)			0:35.42
Rank	TAB	Horse/Jockey	Barrier	Top Speed [km/h]	Fastest Section			Margin		
1	4	SEXY TIME	1	63.7	0:11.39	0:23.39 [1]	0:12.00 [1]	1:52.48		0:35.42
		Ryan Maloney		400m	400m	(0:11.39)	(0:12.00)			
2	3	PARAT SIBIFORTUNAM	5	63.9	0:11.36	0:23.47 [4]	0:12.11 [2]	3.49L		0:35.37 +3
		Daniel Moor		400m	400m	(0:11.36)	(0:12.11)			
3	2	O'EXPLOSIVE	4	64.1	0:11.48	0:23.65 [6]	0:12.17 [3]	4.6L		0:35.62 -2
		Todd Banks		400m	400m	(0:11.48)	(0:12.17)			
4	1	ENIDZEL	2	62.7	0:11.68	0:23.97 [2]	0:12.29 [4]	6.15L		0:36.05 -1
		Adin Thompson		400m	400m	(0:11.68)	(0:12.29)			
5	6	BUFFALO THEORY	6	62.3	0:11.98	0:24.85 [3]	0:12.79 [6]	11.43L		0:36.83 -1
		Ryan Wiggins		1600m	1600m	(0:12.06)	(0:12.79)			
6	7	ILKLEY ROAD	3	63.5	0:11.72	0:24.93 [5]	0:12.92 [5]	12.07L		0:37.19 +6
		Dale Smith		1600m	1600m	(0:12.01)	(0:12.92)			

Scratched: Still Unwanted (#5), Highland Kitty (#8)



Horse/Jockey Name	Sexy Time
Final Rank	1
Fastest Section Time (Section)	0:11.39 (400m)
Top Speed [km/h] (Section)	63.7 (400m)
Race State	Finished



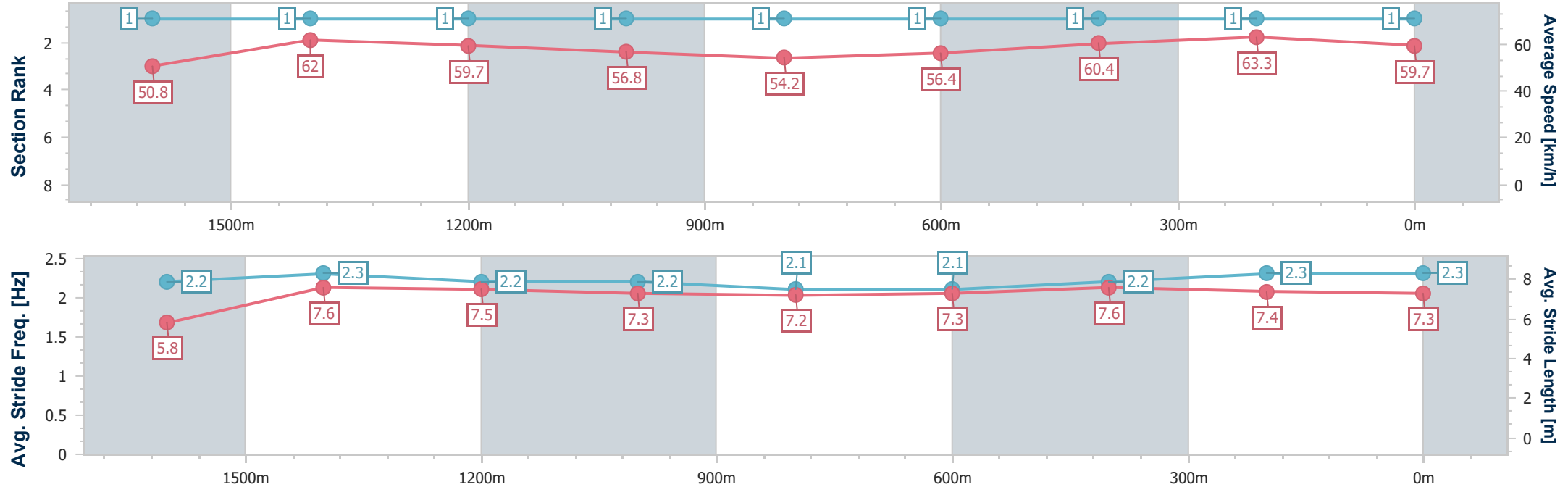
Sunshine CoastProfessional  
Race 1: SHERRIN RENTALS Maiden Plate - 1800m



01 January 2026 - 12:38

Track Rating: Soft 5, Weather: Overcast, Rail Position: +3m Entire

Section	Overall	1600m	1400m	1200m	1000m	800m	600m	400m	200m				
Section Times	1:52.48 [1] (0:14.25)	1:38.23 [1] (0:11.74)	1:26.49 [1] (0:12.11)	1:14.38 [1] (0:12.73)	1:01.65 [1] (0:13.36)	0:48.29 [1] (0:12.87)	0:35.42 [1] (0:12.03)	0:23.39 [1] (0:11.39)	0:12.00 [1] (0:12.00)				
Average Speed [km/h]	50.8	62.0	59.7	56.8	54.2	56.4	60.4	63.3	59.7				
Top Speed [km/h]	61.0	62.6	61.5	57.9	55.7	59.6	62.3	63.7	63.0				
Avg. Dist. to Rail [m]	3.4	2.9	2.7	2.6	2.3	1.9	1.3	2.0	3.7				
Avg. Stride Freq. [Hz]	2.2	2.3	2.2	2.2	2.1	2.1	2.2	2.3	2.3				
Avg. Stride Length [m]	5.8	7.6	7.5	7.3	7.2	7.3	7.6	7.4	7.3				





Horse/Jockey Name	Parat Sibifortunam
Final Rank	2
Fastest Section Time (Section)	0:11.36 (400m)
Top Speed [km/h] (Section)	63.9 (400m)
Race State	Finished

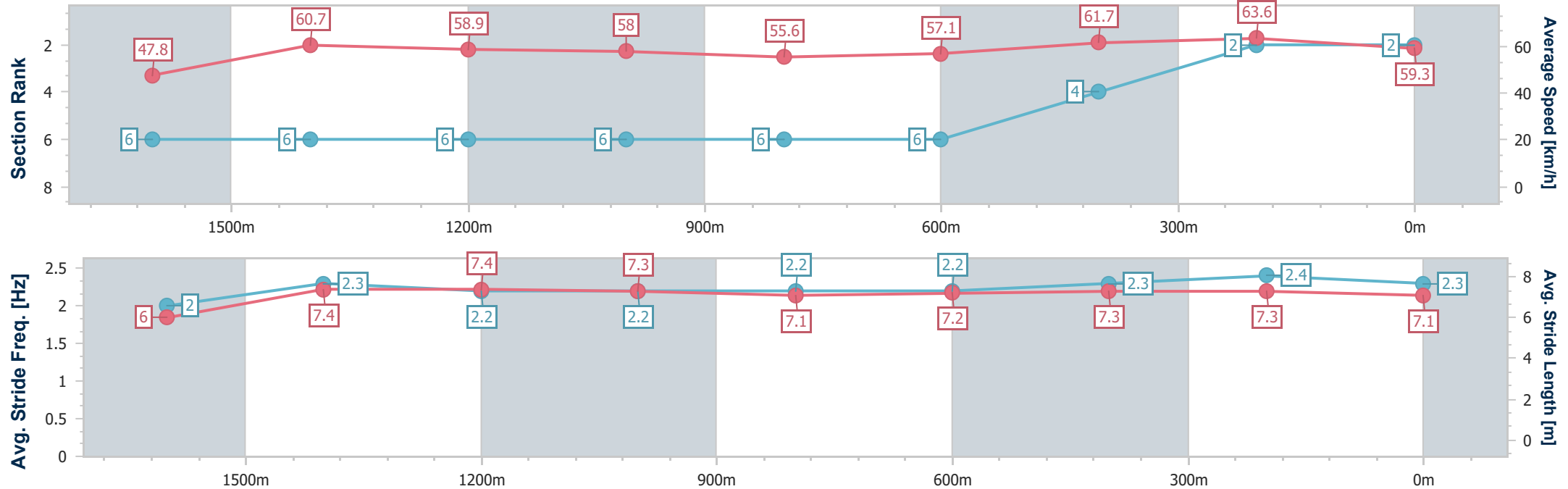


Sunshine CoastProfessional  
Race 1: SHERRIN RENTALS Maiden Plate - 1800m  
01 January 2026 - 12:38



Track Rating: Soft 5, Weather: Overcast, Rail Position: +3m Entire

Section	Overall	1600m	1400m	1200m	1000m	800m	600m	400m	200m				
Section Times	1:53.07 [2] (0:15.18)	1:37.89 [6] (0:11.95)	1:25.94 [6] (0:12.28)	1:13.66 [6] (0:12.41)	1:01.25 [6] (0:13.10)	0:48.15 [6] (0:12.78)	0:35.37 [6] (0:11.90)	0:23.47 [4] (0:11.36)	0:12.11 [2] (0:12.11)				
Average Speed [km/h]	47.8	60.7	58.9	58.0	55.6	57.1	61.7	63.6	59.3				
Top Speed [km/h]	61.5	61.8	59.5	59.1	56.8	59.8	63.4	63.9	62.3				
Avg. Dist. to Rail [m]	6.1	2.4	2.4	2.6	3.0	2.6	3.4	6.8	5.1				
Avg. Stride Freq. [Hz]	2.0	2.3	2.2	2.2	2.2	2.2	2.3	2.4	2.3				
Avg. Stride Length [m]	6.0	7.4	7.4	7.3	7.1	7.2	7.3	7.3	7.1				



[ ] Ranking at each section and finish  
-.-.- No data available at this section  
NA No data available



Horse/Jockey Name	O'explosive
Final Rank	3
Fastest Section Time (Section)	0:11.48 (400m)
Top Speed [km/h] (Section)	64.1 (400m)
Race State	Finished



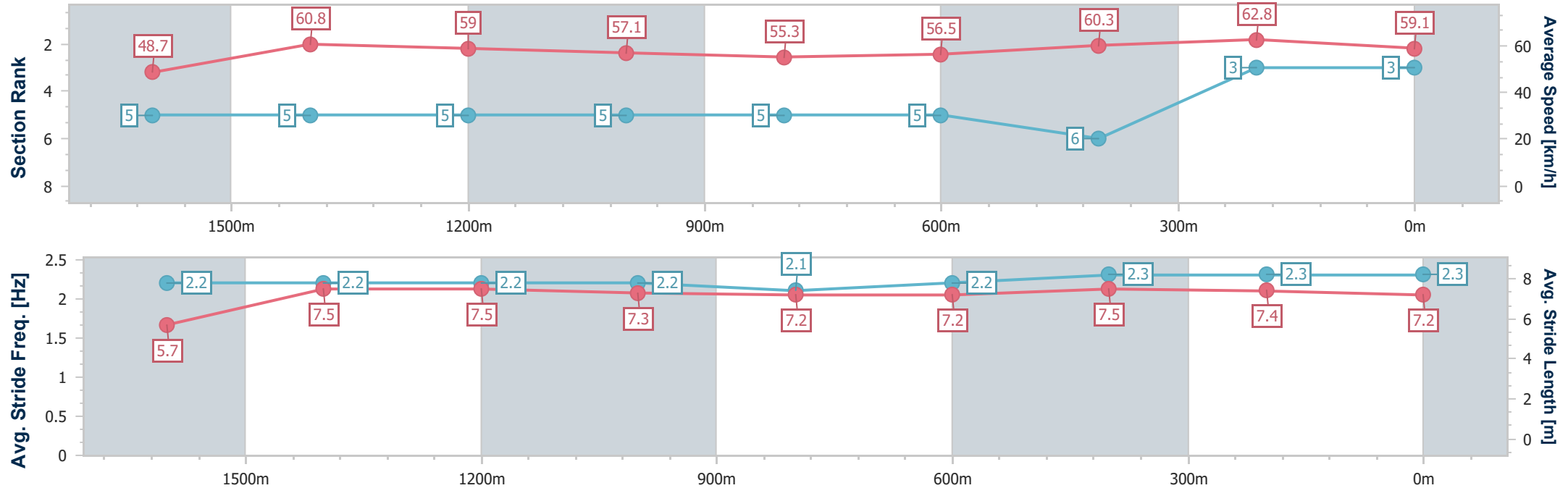
Sunshine CoastProfessional  
Race 1: SHERRIN RENTALS Maiden Plate - 1800m



01 January 2026 - 12:38

Track Rating: Soft 5, Weather: Overcast, Rail Position: +3m Entire

Section	Overall	1600m	1400m	1200m	1000m	800m	600m	400m	200m				
Section Times	1:53.26 [3] (0:14.84)	1:38.42 [5] (0:11.98)	1:26.44 [5] (0:12.26)	1:14.18 [5] (0:12.66)	1:01.52 [5] (0:13.07)	0:48.45 [5] (0:12.83)	0:35.62 [5] (0:11.97)	0:23.65 [6] (0:11.48)	0:12.17 [3] (0:12.17)				
Average Speed [km/h]	48.7	60.8	59.0	57.1	55.3	56.5	60.3	62.8	59.1				
Top Speed [km/h]	62.0	61.9	59.8	58.3	56.5	59.8	61.5	64.1	62.4				
Avg. Dist. to Rail [m]	5.3	2.6	2.4	2.4	2.1	1.5	0.5	1.5	1.4				
Avg. Stride Freq. [Hz]	2.2	2.2	2.2	2.2	2.1	2.2	2.3	2.3	2.3				
Avg. Stride Length [m]	5.7	7.5	7.5	7.3	7.2	7.2	7.5	7.4	7.2				





Horse/Jockey Name	Enidzel
Final Rank	4
Fastest Section Time (Section)	0:11.68 (400m)
Top Speed [km/h] (Section)	62.7 (400m)
Race State	Finished



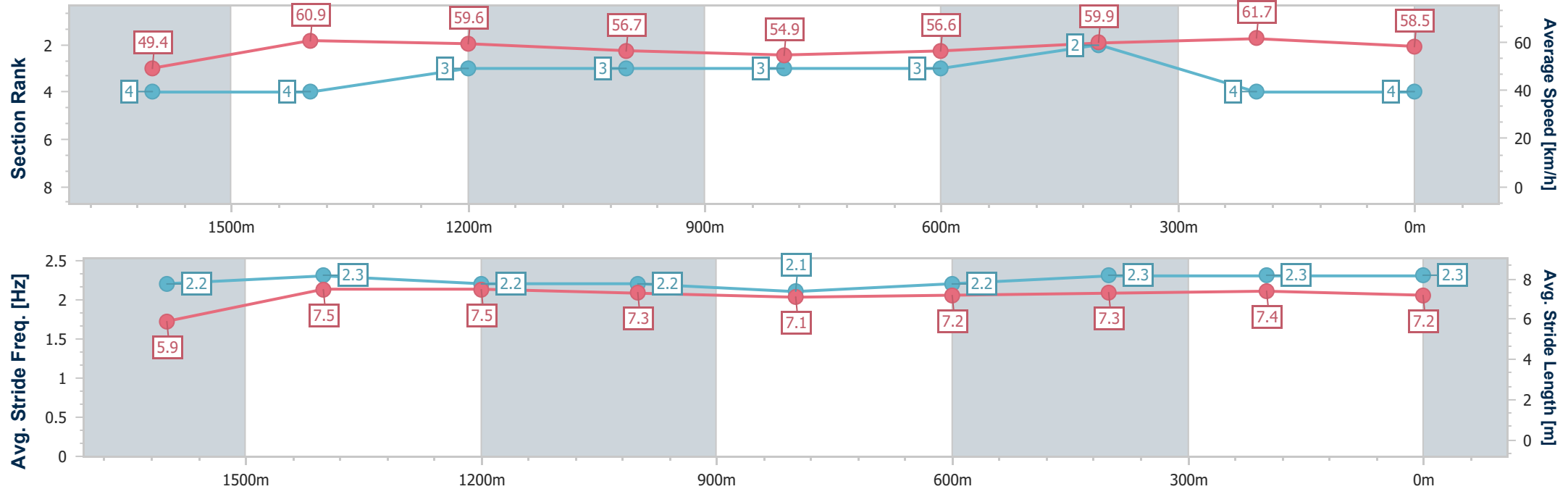
Sunshine CoastProfessional  
Race 1: SHERRIN RENTALS Maiden Plate - 1800m



01 January 2026 - 12:38

Track Rating: Soft 5, Weather: Overcast, Rail Position: +3m Entire

Section	Overall	1600m	1400m	1200m	1000m	800m	600m	400m	200m				
Section Times	1:53.52 [4] (0:14.61)	1:38.91 [4] (0:11.88)	1:27.03 [4] (0:12.13)	1:14.90 [3] (0:12.77)	1:02.13 [3] (0:13.15)	0:48.98 [3] (0:12.93)	0:36.05 [3] (0:12.08)	0:23.97 [2] (0:11.68)	0:12.29 [4] (0:12.29)				
Average Speed [km/h]	49.4	60.9	59.6	56.7	54.9	56.6	59.9	61.7	58.5				
Top Speed [km/h]	62.2	62.5	61.0	57.6	55.6	60.2	61.0	62.7	61.0				
Avg. Dist. to Rail [m]	3.2	2.2	2.6	2.8	2.6	2.4	1.1	3.0	2.9				
Avg. Stride Freq. [Hz]	2.2	2.3	2.2	2.2	2.1	2.2	2.3	2.3	2.3				
Avg. Stride Length [m]	5.9	7.5	7.5	7.3	7.1	7.2	7.3	7.4	7.2				



- [ ] Ranking at each section and finish
- .-.- No data available at this section
- NA No data available



Horse/Jockey Name	Buffalo Theory
Final Rank	5
Fastest Section Time (Section)	0:11.98 (1600m)
Top Speed [km/h] (Section)	62.3 (1600m)
Race State	Finished



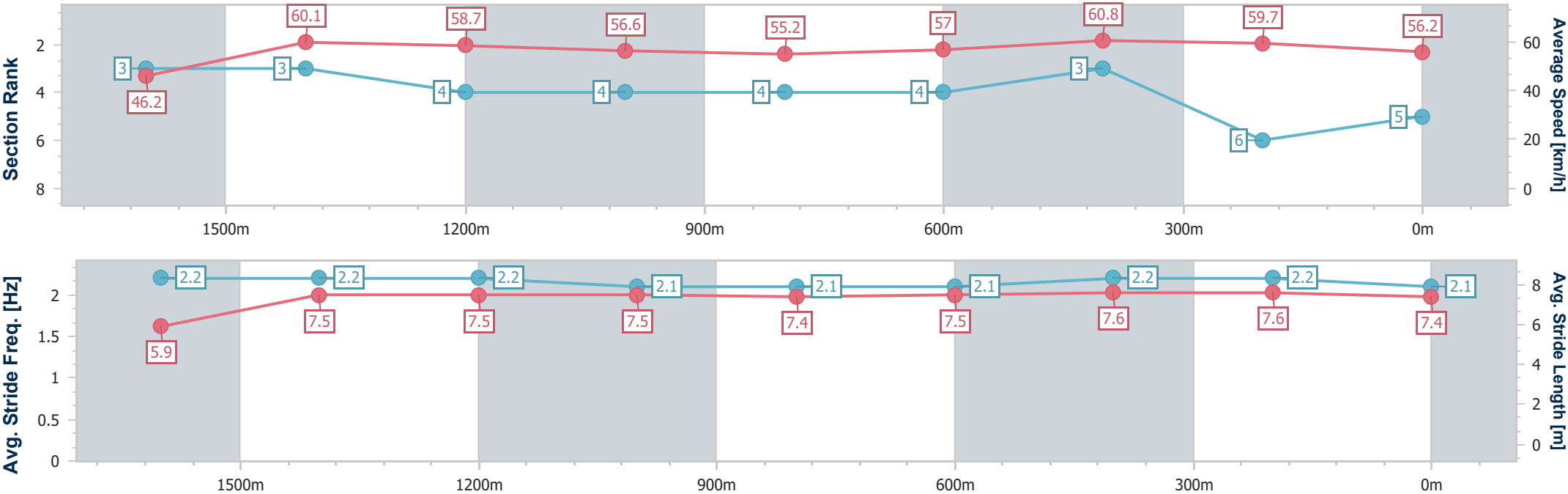
Sunshine CoastProfessional  
Race 1: SHERRIN RENTALS Maiden Plate - 1800m



01 January 2026 - 12:38

Track Rating: Soft 5, Weather: Overcast, Rail Position: +3m Entire

Section	Overall	1600m	1400m	1200m	1000m	800m	600m	400m	200m				
Section Times	1:54.42 [5] (0:14.49)	1:39.93 [3] (0:11.98)	1:27.95 [3] (0:12.28)	1:15.67 [4] (0:12.77)	1:02.90 [4] (0:13.20)	0:49.70 [4] (0:12.87)	0:36.83 [4] (0:11.98)	0:24.85 [3] (0:12.06)	0:12.79 [6] (0:12.79)				
Average Speed [km/h]	46.2	60.1	58.7	56.6	55.2	57.0	60.8	59.7	56.2				
Top Speed [km/h]	58.8	62.3	61.6	59.7	57.1	57.9	61.7	61.6	60.3				
Avg. Dist. to Rail [m]	6.6	4.4	3.7	3.7	3.3	2.7	1.8	3.4	2.7				
Avg. Stride Freq. [Hz]	2.2	2.2	2.2	2.1	2.1	2.1	2.2	2.2	2.1				
Avg. Stride Length [m]	5.9	7.5	7.5	7.5	7.4	7.5	7.6	7.6	7.4				



- [ ] Ranking at each section and finish
- .-.- No data available at this section
- NA No data available



Horse/Jockey Name	Ilkley Road
Final Rank	6
Fastest Section Time (Section)	0:11.72 (1600m)
Top Speed [km/h] (Section)	63.5 (1600m)
Race State	Finished



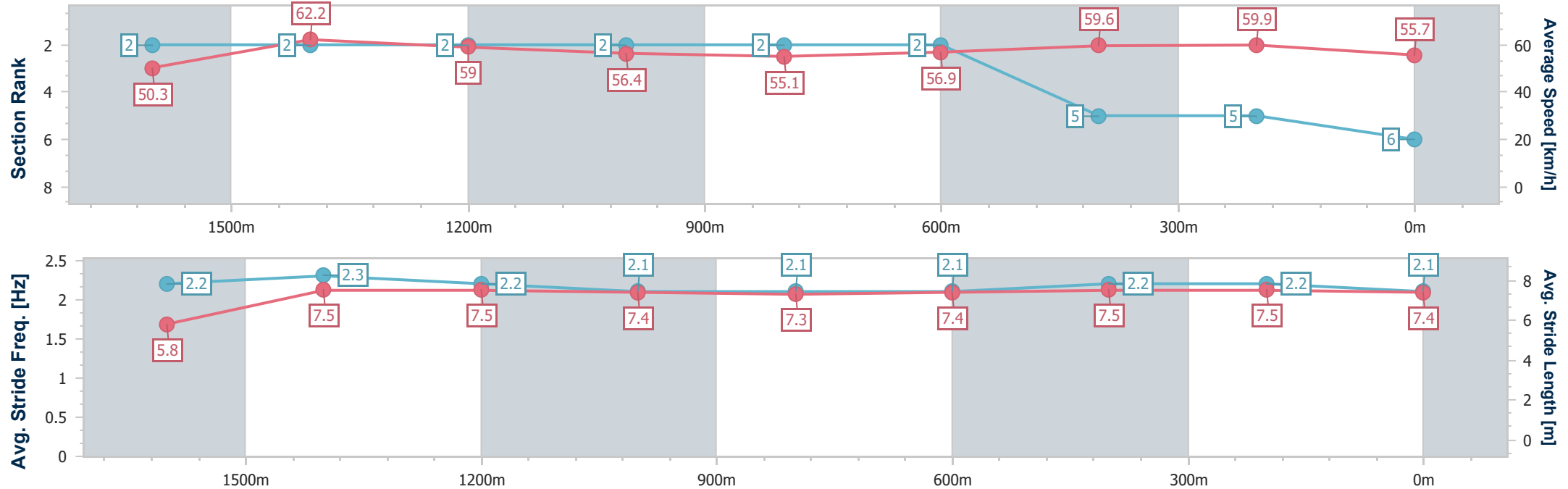
Sunshine CoastProfessional  
Race 1: SHERRIN RENTALS Maiden Plate - 1800m



01 January 2026 - 12:38

Track Rating: Soft 5, Weather: Overcast, Rail Position: +3m Entire

Section	Overall	1600m	1400m	1200m	1000m	800m	600m	400m	200m				
Section Times	1:54.53 [6] (0:14.45)	1:40.08 [2] (0:11.72)	1:28.36 [2] (0:12.29)	1:16.07 [2] (0:12.81)	1:03.26 [2] (0:13.18)	0:50.08 [2] (0:12.89)	0:37.19 [2] (0:12.26)	0:24.93 [5] (0:12.01)	0:12.92 [5] (0:12.92)				
Average Speed [km/h]	50.3	62.2	59.0	56.4	55.1	56.9	59.6	59.9	55.7				
Top Speed [km/h]	63.2	63.5	60.9	58.1	55.9	59.2	60.2	60.8	58.3				
Avg. Dist. to Rail [m]	5.3	4.0	4.2	4.0	3.6	3.0	2.4	4.6	4.4				
Avg. Stride Freq. [Hz]	2.2	2.3	2.2	2.1	2.1	2.1	2.2	2.2	2.1				
Avg. Stride Length [m]	5.8	7.5	7.5	7.4	7.3	7.4	7.5	7.5	7.4				



[ ] Ranking at each section and finish  
-.-.- No data available at this section  
NA No data available





Sunshine Coast Professional  
Race 2: KEVLACAT POWER BOATS AUSTRALIA BENCHMARK 78  
Handicap - 1800m  
01 January 2026 - 13:13



Track Rating: Soft 5, Weather: Overcast, Rail Position: +3m Entire

Section					Overall	1600m	1400m	1200m	1000m	800m	600m	Last 600m		
Field Times					1:50.18 (0:13.95)	1:36.23 (0:11.43)	1:24.80 (0:11.81)	1:12.99 (0:12.11)	1:00.88 (0:12.38)	0:48.50 (0:12.17)	0:36.33 (0:11.88)	0:36.33		
Rank	TAB	Horse/Jockey	Barrier	Top Speed [km/h]	Fastest Section									Distance Travelled [m]
1	6	CAPITAL ASSET	1	64.4	0:11.43	1:50.18 [1]	1:36.23 [1]	1:24.80 [1]	1:12.99 [1]	1:00.88 [1]	0:48.50 [1]	0:36.33 [1]	0:36.33	
		Dale Smith		Overall	1600m	(0:13.95)	(0:11.43)	(0:11.81)	(0:12.11)	(0:12.38)	(0:12.17)	(0:11.88)		
2	2	WAPITI	3	64.5	0:11.48	1:50.35 [2]	1:35.87 [3]	1:24.39 [3]	1:12.40 [3]	1:00.30 [3]	0:48.07 [3]	0:36.06 [3]	0:36.06	+6
		Mark Du Plessis		1600m	1600m	(0:14.48)	(0:11.48)	(0:11.99)	(0:12.10)	(0:12.23)	(0:12.01)	(0:11.80)		
3	4	ARCHER'S GAME	4	66.0	0:11.41	1:50.57 [3]	1:35.87 [4]	1:24.46 [4]	1:12.30 [4]	1:00.06 [4]	0:47.97 [4]	0:36.10 [4]	0:36.10	+4
		Rob Thorburn		1600m	1600m	(0:14.70)	(0:11.41)	(0:12.16)	(0:12.24)	(0:12.09)	(0:11.87)	(0:11.79)		
4	5	PEPPERDINE	2	64.2	0:11.52	1:50.67 [4]	1:36.49 [2]	1:24.97 [2]	1:13.20 [2]	1:01.05 [2]	0:48.81 [2]	0:36.72 [2]	0:36.72	+1
		Ryan Wiggins		Overall	1600m	(0:14.18)	(0:11.52)	(0:11.77)	(0:12.15)	(0:12.24)	(0:12.09)	(0:12.02)		
5	3	KORUTO	5	64.1	0:11.54	1:50.68 [5]	1:35.74 [6]	1:24.20 [6]	1:12.32 [5]	1:00.16 [5]	0:47.64 [7]	0:35.99 [5]	0:35.99	-9
		Robbie Dolan		1600m	1600m	(0:14.94)	(0:11.54)	(0:11.88)	(0:12.16)	(0:12.52)	(0:11.65)	(0:11.65)		
6	7	MOB BUSTER	6	64.5	0:11.49	1:50.98 [6]	1:36.12 [5]	1:24.63 [5]	1:12.50 [6]	1:00.28 [7]	0:48.07 [6]	0:36.26 [6]	0:36.26	+4
		Micheal Hellyer		1600m	1600m	(0:14.86)	(0:11.49)	(0:12.13)	(0:12.22)	(0:12.21)	(0:11.81)	(0:11.80)		
7	1	CHAYSE 'N' ARTIE	8	64.6	0:11.51	1:51.09 [7]	1:35.83 [8]	1:24.32 [8]	1:12.60 [7]	1:00.52 [6]	0:48.25 [5]	0:36.24 [7]	0:36.24	-3
		Corey Sutherland		1600m	1600m	(0:15.26)	(0:11.51)	(0:11.72)	(0:12.08)	(0:12.27)	(0:12.01)	(0:11.85)		
8	8	EVELYN MAY	7	64.5	0:11.48	1:51.09 [8]	1:35.86 [7]	1:24.38 [7]	1:12.30 [8]	1:00.06 [8]	0:47.84 [8]	0:36.00 [8]	0:36.00	+2
		Sean Cormack		1600m	1600m	(0:15.23)	(0:11.48)	(0:12.08)	(0:12.24)	(0:12.22)	(0:11.84)	(0:11.77)		



Sunshine Coast Professional  
Race 2: KEVLACAT POWER BOATS AUSTRALIA BENCHMARK 78  
Handicap - 1800m  
01 January 2026 - 13:13



Track Rating: Soft 5, Weather: Overcast, Rail Position: +3m Entire

Section						400m	200m			Last 600m		
Field Times						0:24.45 (0:11.76)	0:12.69 (0:12.69)			0:36.33		
Rank	TAB	Horse/Jockey	Barrier	Top Speed [km/h]	Fastest Section			Margin			Distance Travelled [m]	
1	6	CAPITAL ASSET	1	64.4	0:11.43	0:24.45 [1]	0:12.69 [1]	1:50.18			0:36.33	
		Dale Smith		Overall	1600m	(0:11.76)	(0:12.69)					
2	2	WAPITI	3	64.5	0:11.48	0:24.26 [3]	0:12.51 [2]	0.95L			0:36.06	+6
		Mark Du Plessis		1600m	1600m	(0:11.75)	(0:12.51)					
3	4	ARCHER'S GAME	4	66.0	0:11.41	0:24.31 [4]	0:12.54 [4]	2.27L			0:36.10	+4
		Rob Thorburn		1600m	1600m	(0:11.77)	(0:12.54)					
4	5	PEPPERDINE	2	64.2	0:11.52	0:24.70 [2]	0:12.76 [3]	2.86L			0:36.72	+1
		Ryan Wiggins		Overall	1600m	(0:11.94)	(0:12.76)					
5	3	KORUTO	5	64.1	0:11.54	0:24.34 [5]	0:12.63 [5]	2.91L			0:35.99	-9
		Robbie Dolan		1600m	1600m	(0:11.71)	(0:12.63)					
6	7	MOB BUSTER	6	64.5	0:11.49	0:24.46 [6]	0:12.61 [6]	4.7L			0:36.26	+4
		Micheal Hellyer		1600m	1600m	(0:11.85)	(0:12.61)					
7	1	CHAYSE 'N' ARTIE	8	64.6	0:11.51	0:24.39 [7]	0:12.59 [7]	5.33L			0:36.24	-3
		Corey Sutherland		1600m	1600m	(0:11.80)	(0:12.59)					
8	8	EVELYN MAY	7	64.5	0:11.48	0:24.23 [8]	0:12.55 [8]	5.33L			0:36.00	+2
		Sean Cormack		1600m	1600m	(0:11.68)	(0:12.55)					



Horse/Jockey Name	Capital Asset
Final Rank	1
Fastest Section Time (Section)	0:11.43 (1600m)
Top Speed [km/h] (Section)	64.4 (Overall)
Race State	Finished



Sunshine CoastProfessional

Race 2: KEVLACAT POWER BOATS AUSTRALIA BENCHMARK

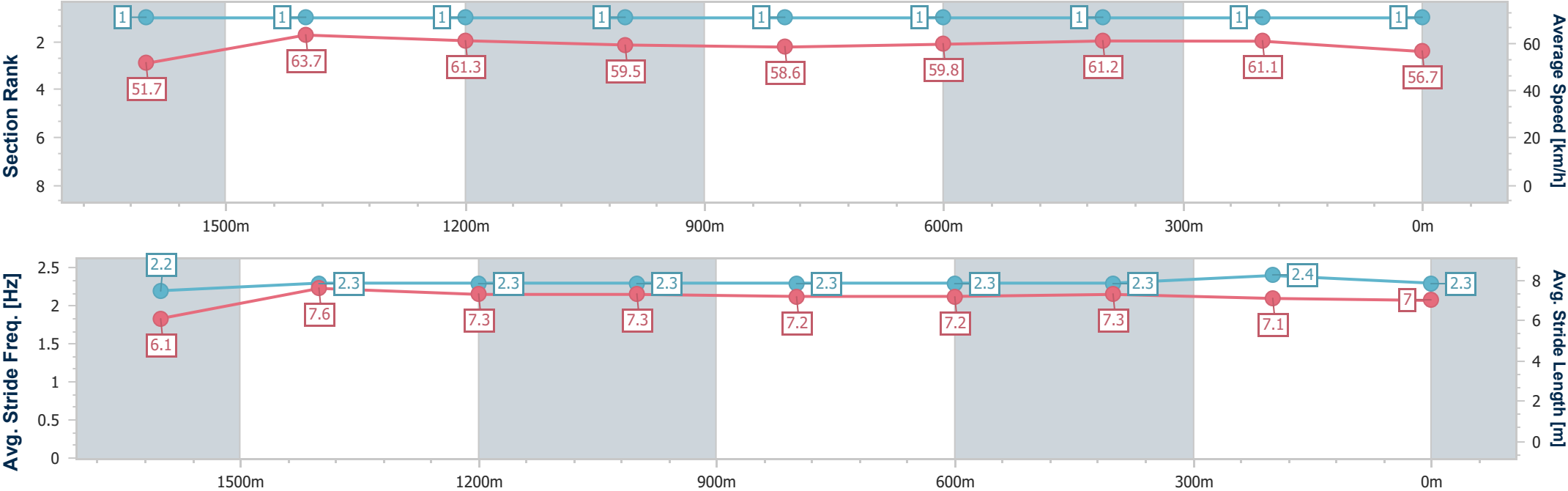
78 Handicap - 1800m

01 January 2026 - 13:13

Track Rating: Soft 5, Weather: Overcast, Rail Position: +3m Entire

SCTCSUNSHINE COAST TURF CLUB

Section	Overall	1600m	1400m	1200m	1000m	800m	600m	400m	200m				
Section Times	1:50.18 [1] (0:13.95)	1:36.23 [1] (0:11.43)	1:24.80 [1] (0:11.81)	1:12.99 [1] (0:12.11)	1:00.88 [1] (0:12.38)	0:48.50 [1] (0:12.17)	0:36.33 [1] (0:11.88)	0:24.45 [1] (0:11.76)	0:12.69 [1] (0:12.69)				
Average Speed [km/h]	51.7	63.7	61.3	59.5	58.6	59.8	61.2	61.1	56.7				
Top Speed [km/h]	64.4	64.4	63.6	60.4	59.4	61.2	62.2	62.6	59.4				
Avg. Dist. to Rail [m]	2.1	2.8	2.4	3.1	2.4	2.0	1.3	2.7	1.8				
Avg. Stride Freq. [Hz]	2.2	2.3	2.3	2.3	2.3	2.3	2.3	2.4	2.3				
Avg. Stride Length [m]	6.1	7.6	7.3	7.3	7.2	7.2	7.3	7.1	7.0				





Horse/Jockey Name	Wapiti
Final Rank	2
Fastest Section Time (Section)	0:11.48 (1600m)
Top Speed [km/h] (Section)	64.5 (1600m)
Race State	Finished



Sunshine CoastProfessional

Race 2: KEVLACAT POWER BOATS AUSTRALIA BENCHMARK

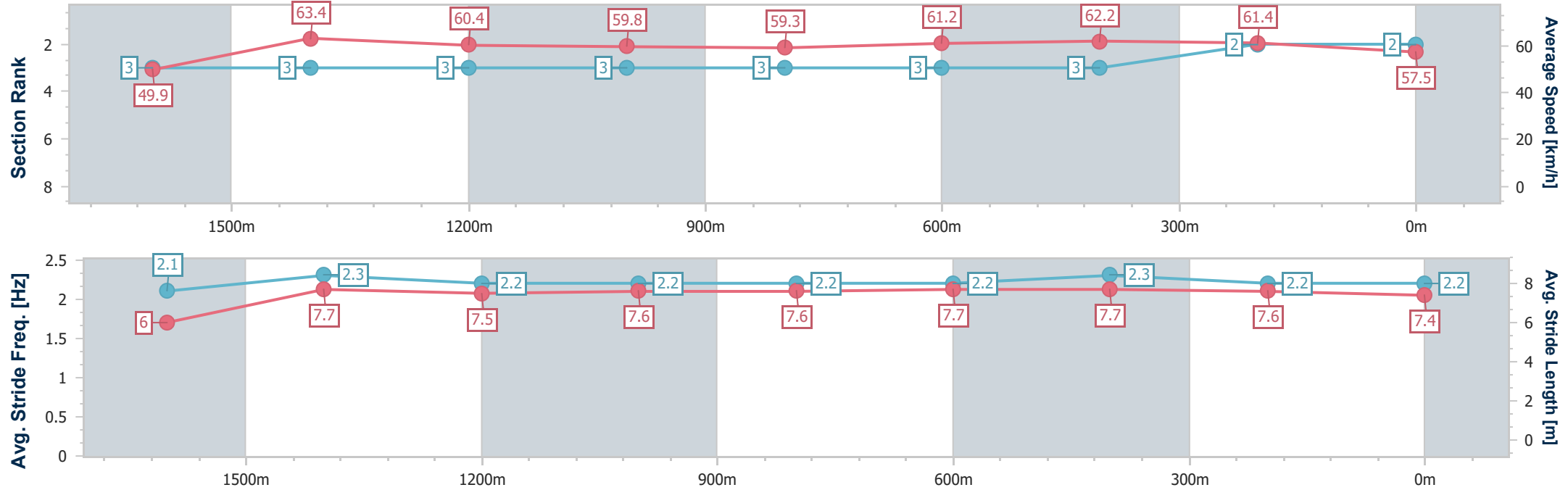
78 Handicap - 1800m

01 January 2026 - 13:13

Track Rating: Soft 5, Weather: Overcast, Rail Position: +3m Entire

SCTCSUNSHINE COAST TURF CLUB

Section	Overall	1600m	1400m	1200m	1000m	800m	600m	400m	200m				
Section Times	1:50.35 [2] (0:14.48)	1:35.87 [3] (0:11.48)	1:24.39 [3] (0:11.99)	1:12.40 [3] (0:12.10)	1:00.30 [3] (0:12.23)	0:48.07 [3] (0:12.01)	0:36.06 [3] (0:11.80)	0:24.26 [3] (0:11.75)	0:12.51 [2] (0:12.51)				
Average Speed [km/h]	49.9	63.4	60.4	59.8	59.3	61.2	62.2	61.4	57.5				
Top Speed [km/h]	62.3	64.5	62.5	60.7	61.3	62.9	62.5	62.7	60.7				
Avg. Dist. to Rail [m]	4.0	3.1	3.3	3.8	3.1	3.5	3.4	6.0	3.4				
Avg. Stride Freq. [Hz]	2.1	2.3	2.2	2.2	2.2	2.2	2.3	2.2	2.2				
Avg. Stride Length [m]	6.0	7.7	7.5	7.6	7.6	7.7	7.7	7.6	7.4				



[ ] Ranking at each section and finish  
- - - - No data available at this section  
NA No data available



Horse/Jockey Name	Archer's Game
Final Rank	3
Fastest Section Time (Section)	0:11.41 (1600m)
Top Speed [km/h] (Section)	66.0 (1600m)
Race State	Finished



Sunshine CoastProfessional

Race 2: KEVLACAT POWER BOATS AUSTRALIA BENCHMARK

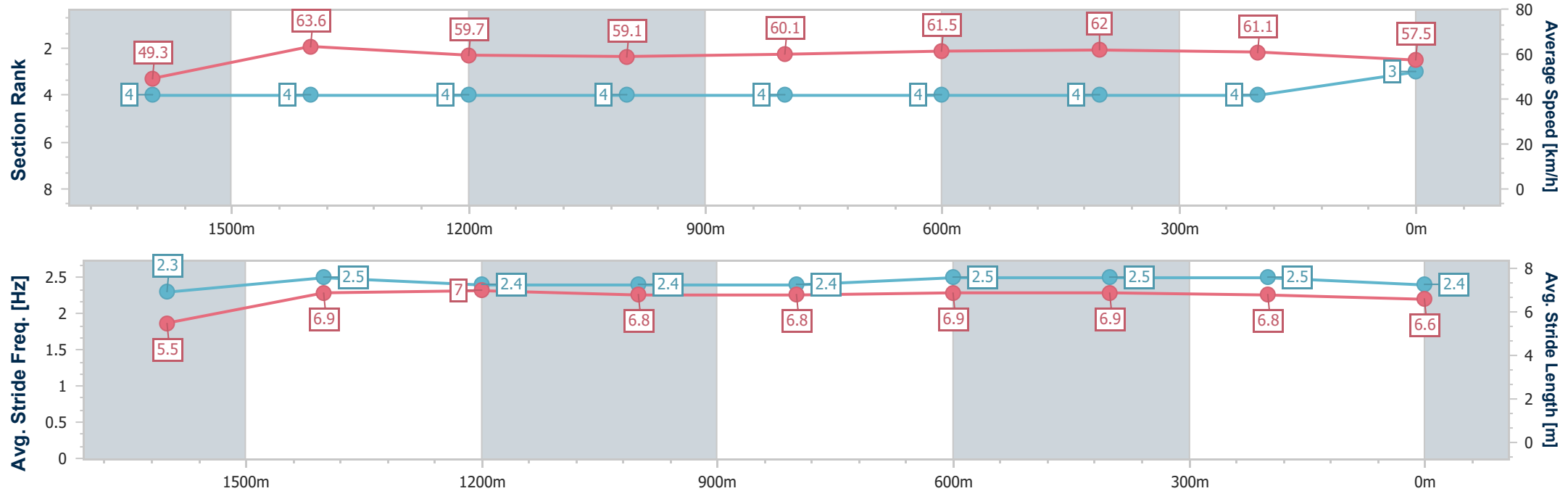
78 Handicap - 1800m

01 January 2026 - 13:13

Track Rating: Soft 5, Weather: Overcast, Rail Position: +3m Entire

SCTCSUNSHINE COAST TURF CLUB

Section	Overall	1600m	1400m	1200m	1000m	800m	600m	400m	200m				
Section Times	1:50.57 [3] (0:14.70)	1:35.87 [4] (0:11.41)	1:24.46 [4] (0:12.16)	1:12.30 [4] (0:12.24)	1:00.06 [4] (0:12.09)	0:47.97 [4] (0:11.87)	0:36.10 [4] (0:11.79)	0:24.31 [4] (0:11.77)	0:12.54 [4] (0:12.54)				
Average Speed [km/h]	49.3	63.6	59.7	59.1	60.1	61.5	62.0	61.1	57.5				
Top Speed [km/h]	64.4	66.0	61.4	59.9	62.2	63.2	62.8	62.2	60.5				
Avg. Dist. to Rail [m]	4.4	3.0	3.4	4.0	3.4	2.7	2.4	4.3	2.9				
Avg. Stride Freq. [Hz]	2.3	2.5	2.4	2.4	2.4	2.5	2.5	2.5	2.4				
Avg. Stride Length [m]	5.5	6.9	7.0	6.8	6.8	6.9	6.9	6.8	6.6				



[ ] Ranking at each section and finish  
-.-.- No data available at this section  
NA No data available



Horse/Jockey Name	Pepperdine
Final Rank	4
Fastest Section Time (Section)	0:11.52 (1600m)
Top Speed [km/h] (Section)	64.2 (Overall)
Race State	Finished



Sunshine CoastProfessional

Race 2: KEVLACAT POWER BOATS AUSTRALIA BENCHMARK

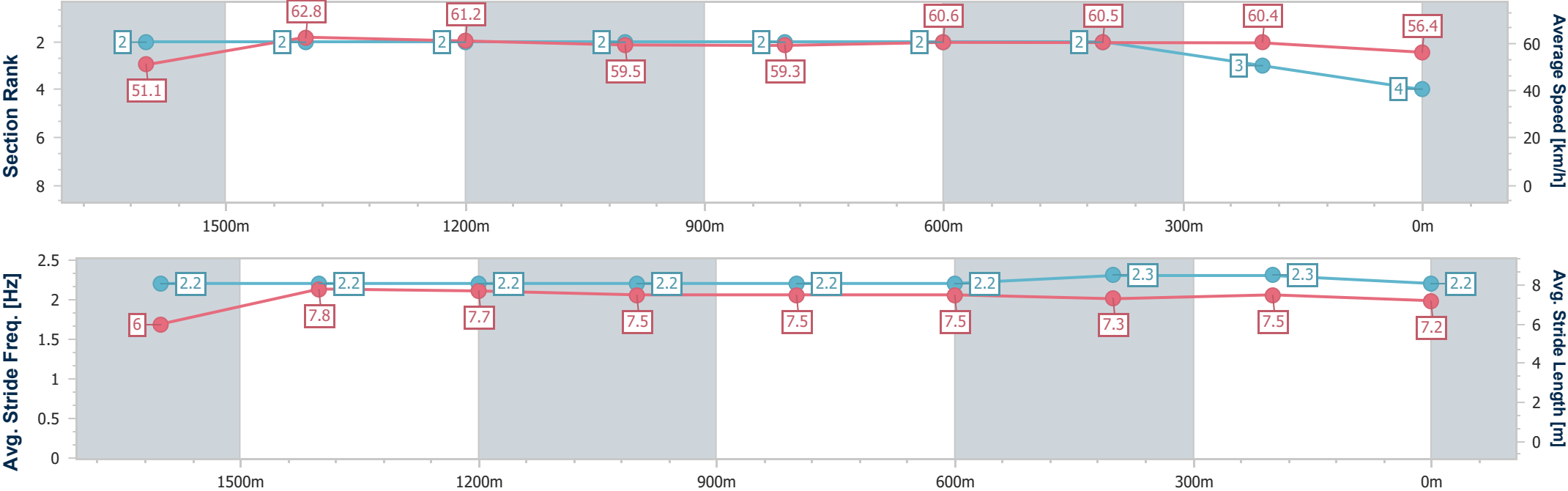
78 Handicap - 1800m

01 January 2026 - 13:13

Track Rating: Soft 5, Weather: Overcast, Rail Position: +3m Entire

SCTCSUNSHINE COAST TURF CLUB

Section	Overall	1600m	1400m	1200m	1000m	800m	600m	400m	200m				
Section Times	1:50.67 [4] (0:14.18)	1:36.49 [2] (0:11.52)	1:24.97 [2] (0:11.77)	1:13.20 [2] (0:12.15)	1:01.05 [2] (0:12.24)	0:48.81 [2] (0:12.09)	0:36.72 [2] (0:12.02)	0:24.70 [2] (0:11.94)	0:12.76 [3] (0:12.76)				
Average Speed [km/h]	51.1	62.8	61.2	59.5	59.3	60.6	60.5	60.4	56.4				
Top Speed [km/h]	64.2	64.0	62.6	60.0	60.1	61.0	61.2	61.2	58.7				
Avg. Dist. to Rail [m]	3.1	1.6	1.3	2.1	3.3	2.7	2.1	3.2	1.6				
Avg. Stride Freq. [Hz]	2.2	2.2	2.2	2.2	2.2	2.2	2.3	2.3	2.2				
Avg. Stride Length [m]	6.0	7.8	7.7	7.5	7.5	7.5	7.3	7.5	7.2				



[ ] Ranking at each section and finish  
- - - - - No data available at this section  
NA No data available



Horse/Jockey Name	Koruto
Final Rank	5
Fastest Section Time (Section)	0:11.54 (1600m)
Top Speed [km/h] (Section)	64.1 (1600m)
Race State	Finished



Sunshine CoastProfessional

Race 2: KEVLACAT POWER BOATS AUSTRALIA BENCHMARK

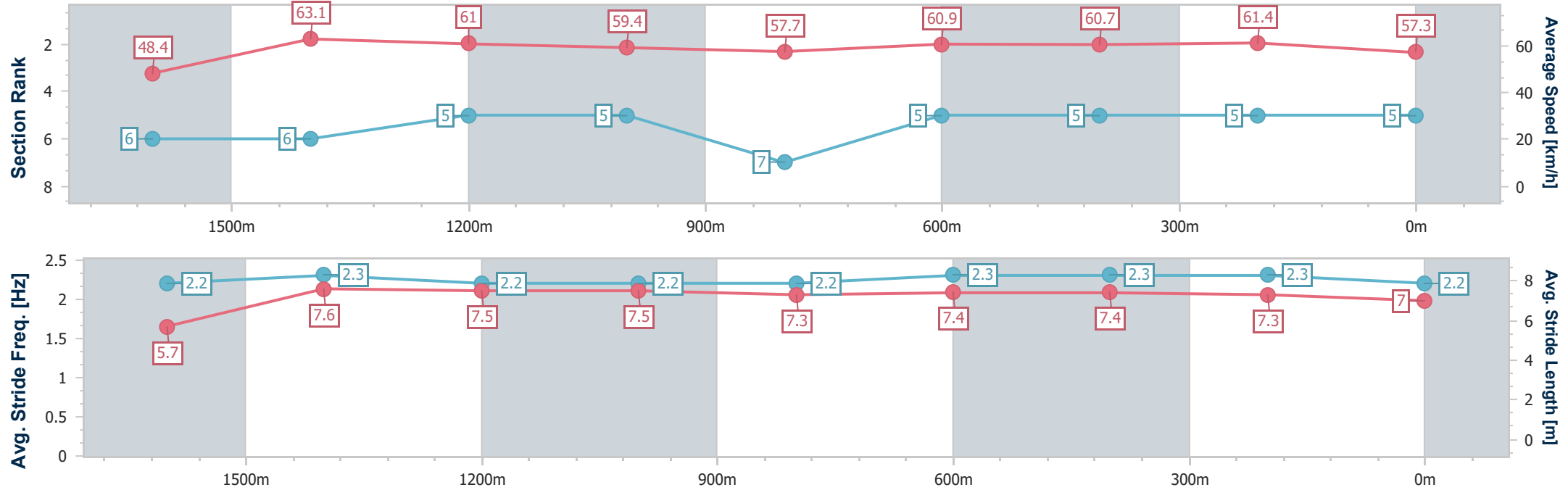
78 Handicap - 1800m

01 January 2026 - 13:13

Track Rating: Soft 5, Weather: Overcast, Rail Position: +3m Entire

SCTCSUNSHINE COAST TURF CLUB

Section	Overall	1600m	1400m	1200m	1000m	800m	600m	400m	200m				
Section Times	1:50.68 [5] (0:14.94)	1:35.74 [6] (0:11.54)	1:24.20 [6] (0:11.88)	1:12.32 [5] (0:12.16)	1:00.16 [5] (0:12.52)	0:47.64 [7] (0:11.65)	0:35.99 [5] (0:11.65)	0:24.34 [5] (0:11.71)	0:12.63 [5] (0:12.63)				
Average Speed [km/h]	48.4	63.1	61.0	59.4	57.7	60.9	60.7	61.4	57.3				
Top Speed [km/h]	63.1	64.1	63.0	60.6	59.0	61.9	61.7	63.3	59.8				
Avg. Dist. to Rail [m]	4.9	3.1	3.3	2.7	2.2	2.6	2.8	2.2	0.9				
Avg. Stride Freq. [Hz]	2.2	2.3	2.2	2.2	2.2	2.3	2.3	2.3	2.2				
Avg. Stride Length [m]	5.7	7.6	7.5	7.5	7.3	7.4	7.4	7.3	7.0				



- [ ] Ranking at each section and finish
- .-.- No data available at this section
- NA No data available



Horse/Jockey Name	Mob Buster
Final Rank	6
Fastest Section Time (Section)	0:11.49 (1600m)
Top Speed [km/h] (Section)	64.5 (1600m)
Race State	Finished



Sunshine CoastProfessional

Race 2: KEVLACAT POWER BOATS AUSTRALIA BENCHMARK

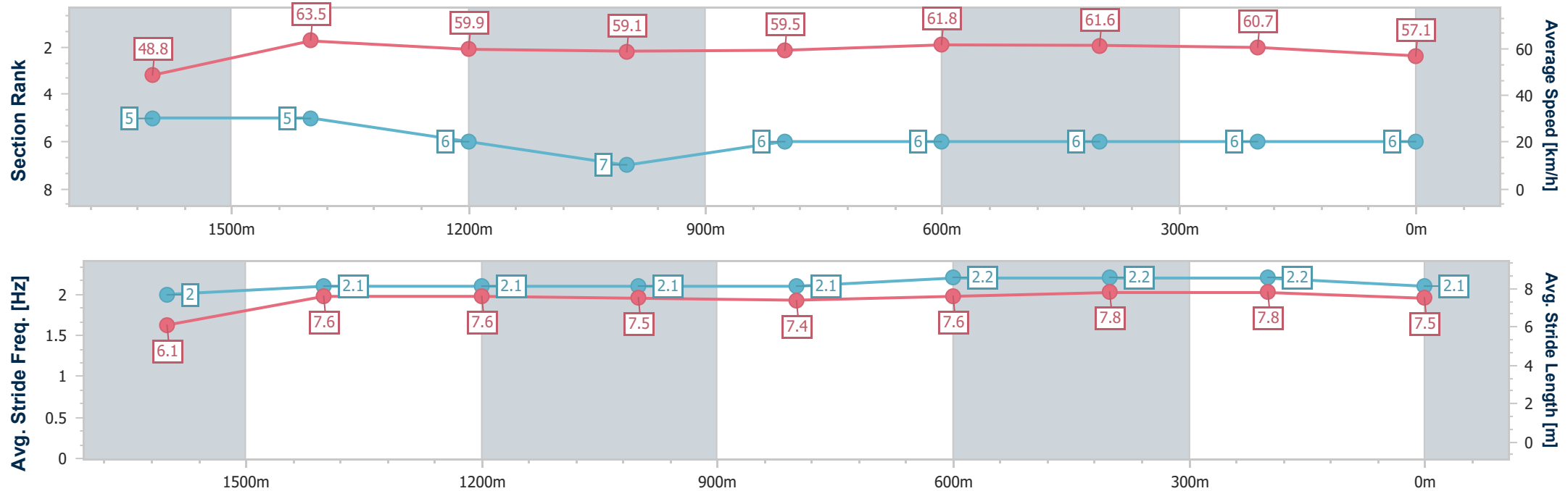
78 Handicap - 1800m

01 January 2026 - 13:13

Track Rating: Soft 5, Weather: Overcast, Rail Position: +3m Entire

SCTCSUNSHINE COAST TURF CLUB

Section	Overall	1600m	1400m	1200m	1000m	800m	600m	400m	200m				
Section Times	1:50.98 [6] (0:14.86)	1:36.12 [5] (0:11.49)	1:24.63 [5] (0:12.13)	1:12.50 [6] (0:12.22)	1:00.28 [7] (0:12.21)	0:48.07 [6] (0:11.81)	0:36.26 [6] (0:11.80)	0:24.46 [6] (0:11.85)	0:12.61 [6] (0:12.61)				
Average Speed [km/h]	48.8	63.5	59.9	59.1	59.5	61.8	61.6	60.7	57.1				
Top Speed [km/h]	61.7	64.5	62.1	60.0	60.7	62.8	62.6	61.4	59.7				
Avg. Dist. to Rail [m]	6.4	3.5	3.6	3.5	3.2	2.6	1.8	3.3	3.1				
Avg. Stride Freq. [Hz]	2.0	2.1	2.1	2.1	2.1	2.2	2.2	2.2	2.1				
Avg. Stride Length [m]	6.1	7.6	7.6	7.5	7.4	7.6	7.8	7.8	7.5				



[ ] Ranking at each section and finish  
-.-.- No data available at this section  
NA No data available





Horse/Jockey Name	Chayse 'N' Artie
Final Rank	7
Fastest Section Time (Section)	0:11.51 (1600m)
Top Speed [km/h] (Section)	64.6 (1600m)
Race State	Finished

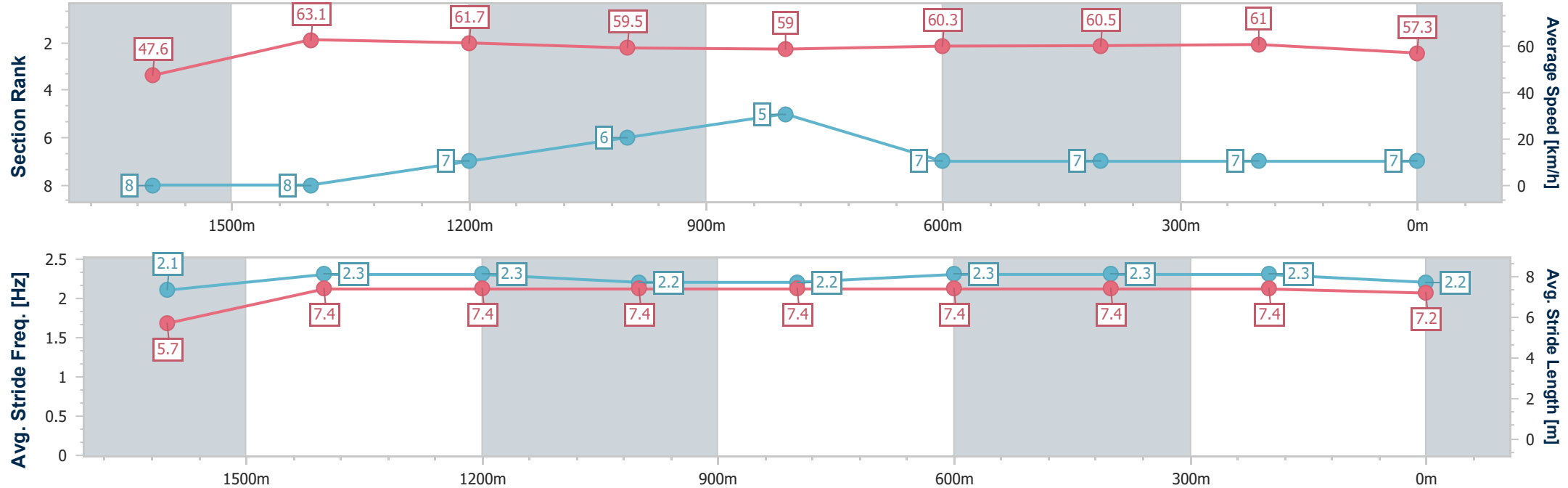


Sunshine CoastProfessional  
Race 2: KEVLACAT POWER BOATS AUSTRALIA BENCHMARK  
78 Handicap - 1800m  
01 January 2026 - 13:13



Track Rating: Soft 5, Weather: Overcast, Rail Position: +3m Entire

Section	Overall	1600m	1400m	1200m	1000m	800m	600m	400m	200m				
Section Times	1:51.09 [7] (0:15.26)	1:35.83 [8] (0:11.51)	1:24.32 [8] (0:11.72)	1:12.60 [7] (0:12.08)	1:00.52 [6] (0:12.27)	0:48.25 [5] (0:12.01)	0:36.24 [7] (0:11.85)	0:24.39 [7] (0:11.80)	0:12.59 [7] (0:12.59)				
Average Speed [km/h]	47.6	63.1	61.7	59.5	59.0	60.3	60.5	61.0	57.3				
Top Speed [km/h]	61.2	64.6	64.5	60.9	59.8	62.2	62.2	61.7	60.1				
Avg. Dist. to Rail [m]	6.6	2.3	2.1	2.2	2.1	0.8	0.5	0.6	0.8				
Avg. Stride Freq. [Hz]	2.1	2.3	2.3	2.2	2.2	2.3	2.3	2.3	2.2				
Avg. Stride Length [m]	5.7	7.4	7.4	7.4	7.4	7.4	7.4	7.4	7.2				





Horse/Jockey Name	Evelyn May
Final Rank	8
Fastest Section Time (Section)	0:11.48 (1600m)
Top Speed [km/h] (Section)	64.5 (1600m)
Race State	Finished



Sunshine CoastProfessional

Race 2: KEVLACAT POWER BOATS AUSTRALIA BENCHMARK

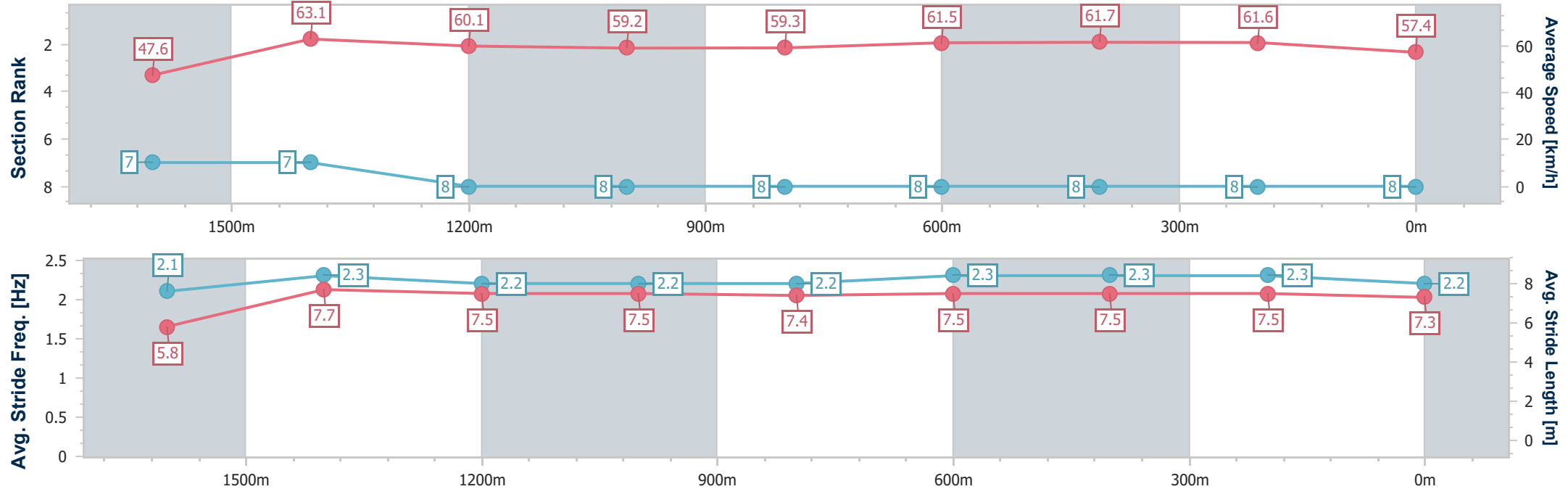
78 Handicap - 1800m

01 January 2026 - 13:13

Track Rating: Soft 5, Weather: Overcast, Rail Position: +3m Entire

SCTCSUNSHINE COAST TURF CLUB

Section	Overall	1600m	1400m	1200m	1000m	800m	600m	400m	200m				
Section Times	1:51.09 [8] (0:15.23)	1:35.86 [7] (0:11.48)	1:24.38 [7] (0:12.08)	1:12.30 [8] (0:12.24)	1:00.06 [8] (0:12.22)	0:47.84 [8] (0:11.84)	0:36.00 [8] (0:11.77)	0:24.23 [8] (0:11.68)	0:12.55 [8] (0:12.55)				
Average Speed [km/h]	47.6	63.1	60.1	59.2	59.3	61.5	61.7	61.6	57.4				
Top Speed [km/h]	60.0	64.5	64.2	60.0	60.4	63.0	62.5	62.7	60.6				
Avg. Dist. to Rail [m]	6.3	2.6	3.4	3.5	3.3	1.8	1.9	4.6	4.4				
Avg. Stride Freq. [Hz]	2.1	2.3	2.2	2.2	2.2	2.3	2.3	2.3	2.2				
Avg. Stride Length [m]	5.8	7.7	7.5	7.5	7.4	7.5	7.5	7.5	7.3				



[ ] Ranking at each section and finish  
- - - - No data available at this section  
NA No data available



Sunshine Coast Professional  
Race 3: HIGGINS COATINGS Class 5 Handicap - 1200m  
01 January 2026 - 13:52



Track Rating: Soft 5, Weather: Overcast, Rail Position: +3m Entire

Section						Overall	1000m	800m	600m	400m	200m	Last 600m		
Field Times						1:11.49 (0:14.25)	0:57.24 (0:12.07)	0:45.17 (0:11.36)	0:33.81 (0:11.27)	0:22.54 (0:11.02)	0:11.52 (0:11.52)	0:33.81		
Rank	TAB	Horse/Jockey	Barrier	Top Speed [km/h]	Fastest Section							Margin	Distance Travelled [m]	
1	6	ARABIAN ROSE	1	69.4	0:10.72	1:11.49 [1]	0:57.02 [4]	0:44.91 [4]	0:33.32 [4]	0:22.24 [3]	0:11.52 [1]	1:11.49	0:33.32	
		Ben Thompson		400m	400m	(0:14.47)	(0:12.11)	(0:11.59)	(0:11.08)	(0:10.72)	(0:11.52)			
2	4	STANISLAUS	4	68.3	0:10.83	1:11.86 [2]	0:57.27 [5]	0:45.19 [5]	0:33.51 [5]	0:22.41 [5]	0:11.58 [5]	2.15L	0:33.51	+2
		Jasper Franklin		400m	400m	(0:14.59)	(0:12.08)	(0:11.68)	(0:11.10)	(0:10.83)	(0:11.58)			
3	2	NOBLE DECREE	3	68.5	0:10.82	1:11.88 [3]	0:57.51 [2]	0:45.44 [3]	0:33.83 [3]	0:22.58 [4]	0:11.76 [3]	2.29L	0:33.83	+1
		Ryan Maloney		400m	400m	(0:14.37)	(0:12.07)	(0:11.61)	(0:11.25)	(0:10.82)	(0:11.76)			
4	3	SULTRY SIREN	7	68.3	0:10.75	1:11.90 [4]	0:56.99 [7]	0:44.87 [7]	0:33.38 [7]	0:22.22 [7]	0:11.47 [7]	2.38L	0:33.38	+5
		Vlad Duric		400m	400m	(0:14.91)	(0:12.12)	(0:11.49)	(0:11.16)	(0:10.75)	(0:11.47)			
5	5	BRIGHT BLONDE	6	67.6	0:10.82	1:12.07 [5]	0:57.33 [6]	0:45.17 [6]	0:33.62 [6]	0:22.55 [6]	0:11.73 [6]	3.41L	0:33.62	-1
		Andrew Mallyon		400m	400m	(0:14.74)	(0:12.16)	(0:11.55)	(0:11.07)	(0:10.82)	(0:11.73)			
6	1	BOLD COMIC	5	67.1	0:11.03	1:12.07 [6]	0:57.66 [3]	0:45.68 [2]	0:34.33 [2]	0:22.98 [2]	0:11.95 [2]	3.43L	0:34.33	+3
		Leah Martyn		400m	400m	(0:14.41)	(0:11.98)	(0:11.35)	(0:11.35)	(0:11.03)	(0:11.95)			
7	7	ZINGALONG	2	65.5	0:11.27	1:12.51 [7]	0:58.26 [1]	0:46.19 [1]	0:34.83 [1]	0:23.56 [1]	0:12.28 [4]	6.01L	0:34.83	+0
		Montana Philpot		400m	600m	(0:14.25)	(0:12.07)	(0:11.36)	(0:11.27)	(0:11.28)	(0:12.28)			



Horse/Jockey Name	Arabian Rose
Final Rank	1
Fastest Section Time (Section)	0:10.72 (400m)
Top Speed [km/h] (Section)	69.4 (400m)
Race State	Finished



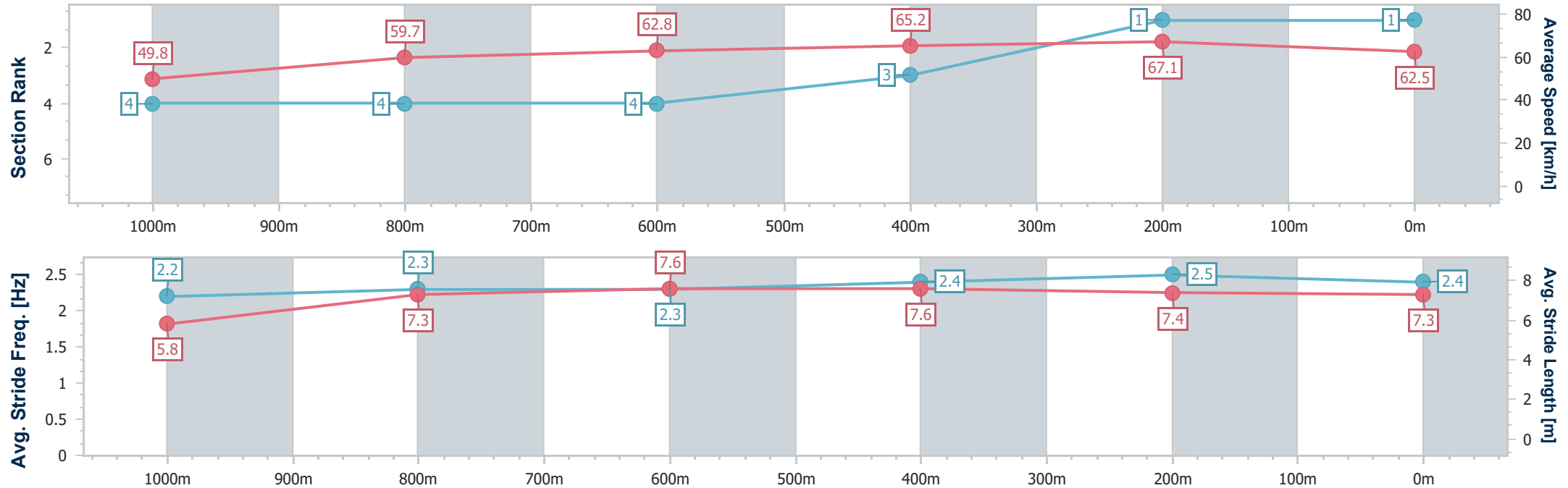
Sunshine CoastProfessional  
Race 3: HIGGINS COATINGS Class 5 Handicap - 1200m



01 January 2026 - 13:52

Track Rating: Soft 5, Weather: Overcast, Rail Position: +3m Entire

Section	Overall	1000m	800m	600m	400m	200m								
Section Times	1:11.49 [1] (0:14.47)	0:57.02 [4] (0:12.11)	0:44.91 [4] (0:11.59)	0:33.32 [4] (0:11.08)	0:22.24 [3] (0:10.72)	0:11.52 [1] (0:11.52)								
Average Speed [km/h]	49.8	59.7	62.8	65.2	67.1	62.5								
Top Speed [km/h]	59.2	60.8	64.0	66.7	69.4	64.9								
Avg. Dist. to Rail [m]	2.3	2.0	1.5	0.6	1.3	3.8								
Avg. Stride Freq. [Hz]	2.2	2.3	2.3	2.4	2.5	2.4								
Avg. Stride Length [m]	5.8	7.3	7.6	7.6	7.4	7.3								





Horse/Jockey Name	Stanislaus
Final Rank	2
Fastest Section Time (Section)	0:10.83 (400m)
Top Speed [km/h] (Section)	68.3 (400m)
Race State	Finished



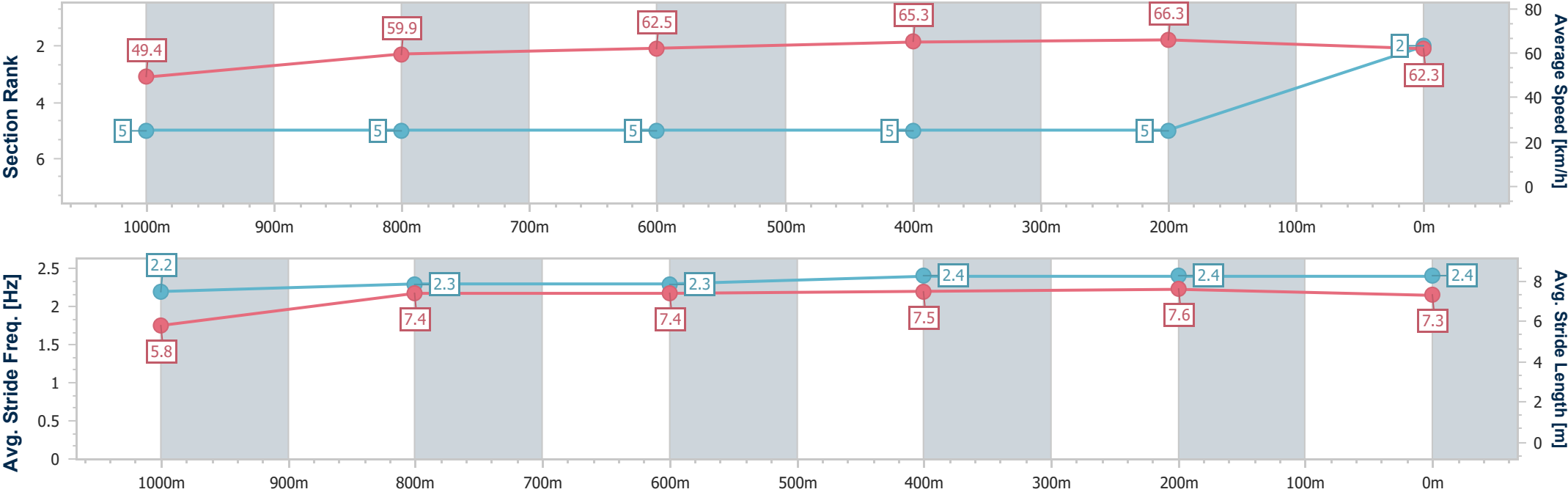
Sunshine CoastProfessional  
Race 3: HIGGINS COATINGS Class 5 Handicap - 1200m



01 January 2026 - 13:52

Track Rating: Soft 5, Weather: Overcast, Rail Position: +3m Entire

Section	Overall	1000m	800m	600m	400m	200m							
Section Times	1:11.86 [2] (0:14.59)	0:57.27 [5] (0:12.08)	0:45.19 [5] (0:11.68)	0:33.51 [5] (0:11.10)	0:22.41 [5] (0:10.83)	0:11.58 [5] (0:11.58)							
Average Speed [km/h]	49.4	59.9	62.5	65.3	66.3	62.3							
Top Speed [km/h]	60.2	61.5	63.6	67.1	68.3	65.1							
Avg. Dist. to Rail [m]	4.6	3.3	2.1	0.9	4.1	6.9							
Avg. Stride Freq. [Hz]	2.2	2.3	2.3	2.4	2.4	2.4							
Avg. Stride Length [m]	5.8	7.4	7.4	7.5	7.6	7.3							





Horse/Jockey Name	Noble Decree
Final Rank	3
Fastest Section Time (Section)	0:10.82 (400m)
Top Speed [km/h] (Section)	68.5 (400m)
Race State	Finished



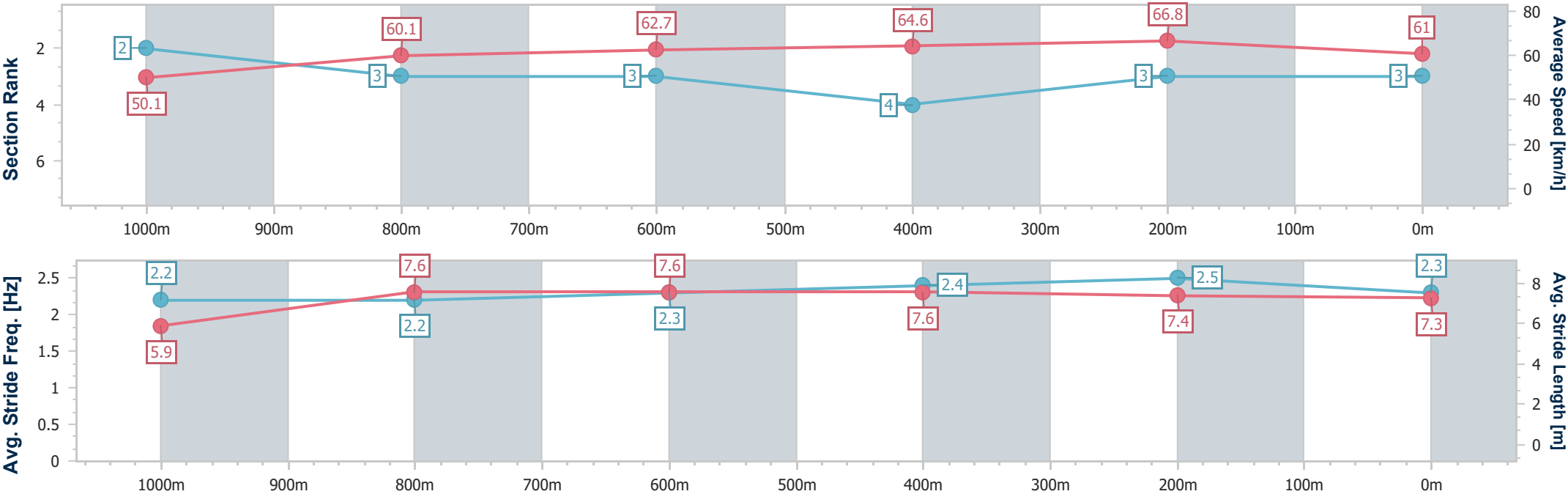
Sunshine CoastProfessional  
Race 3: HIGGINS COATINGS Class 5 Handicap - 1200m



01 January 2026 - 13:52

Track Rating: Soft 5, Weather: Overcast, Rail Position: +3m Entire

Section	Overall	1000m	800m	600m	400m	200m							
Section Times	1:11.88 [3] (0:14.37)	0:57.51 [2] (0:12.07)	0:45.44 [3] (0:11.61)	0:33.83 [3] (0:11.25)	0:22.58 [4] (0:10.82)	0:11.76 [3] (0:11.76)							
Average Speed [km/h]	50.1	60.1	62.7	64.6	66.8	61.0							
Top Speed [km/h]	59.6	61.7	64.3	66.0	68.5	65.3							
Avg. Dist. to Rail [m]	4.6	3.2	1.9	1.6	4.5	5.2							
Avg. Stride Freq. [Hz]	2.2	2.2	2.3	2.4	2.5	2.3							
Avg. Stride Length [m]	5.9	7.6	7.6	7.6	7.4	7.3							





Horse/Jockey Name	Sultry Siren
Final Rank	4
Fastest Section Time (Section)	0:10.75 (400m)
Top Speed [km/h] (Section)	68.3 (400m)
Race State	Finished



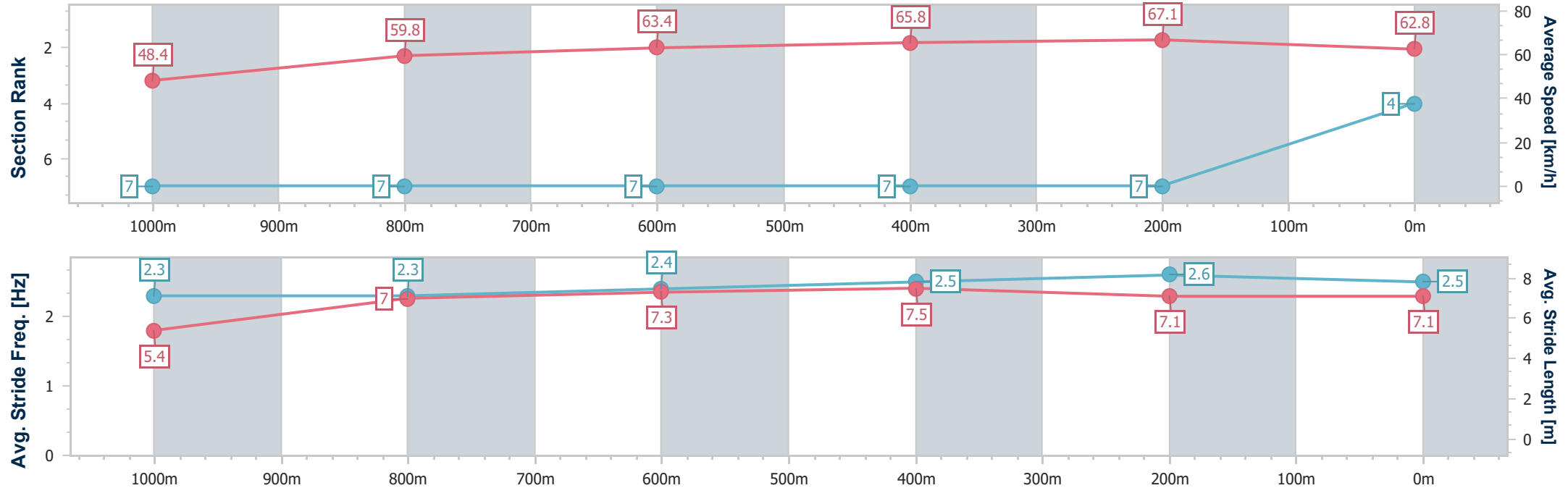
Sunshine CoastProfessional  
Race 3: HIGGINS COATINGS Class 5 Handicap - 1200m



01 January 2026 - 13:52

Track Rating: Soft 5, Weather: Overcast, Rail Position: +3m Entire

Section	Overall	1000m	800m	600m	400m	200m							
Section Times	1:11.90 [4] (0:14.91)	0:56.99 [7] (0:12.12)	0:44.87 [7] (0:11.49)	0:33.38 [7] (0:11.16)	0:22.22 [7] (0:10.75)	0:11.47 [7] (0:11.47)							
Average Speed [km/h]	48.4	59.8	63.4	65.8	67.1	62.8							
Top Speed [km/h]	59.8	61.7	65.0	67.6	68.3	65.6							
Avg. Dist. to Rail [m]	6.0	3.0	2.3	3.0	9.2	11.2							
Avg. Stride Freq. [Hz]	2.3	2.3	2.4	2.5	2.6	2.5							
Avg. Stride Length [m]	5.4	7.0	7.3	7.5	7.1	7.1							



- [ ] Ranking at each section and finish
- .-.- No data available at this section
- NA No data available



Horse/Jockey Name	Bright Blonde
Final Rank	5
Fastest Section Time (Section)	0:10.82 (400m)
Top Speed [km/h] (Section)	67.6 (400m)
Race State	Finished



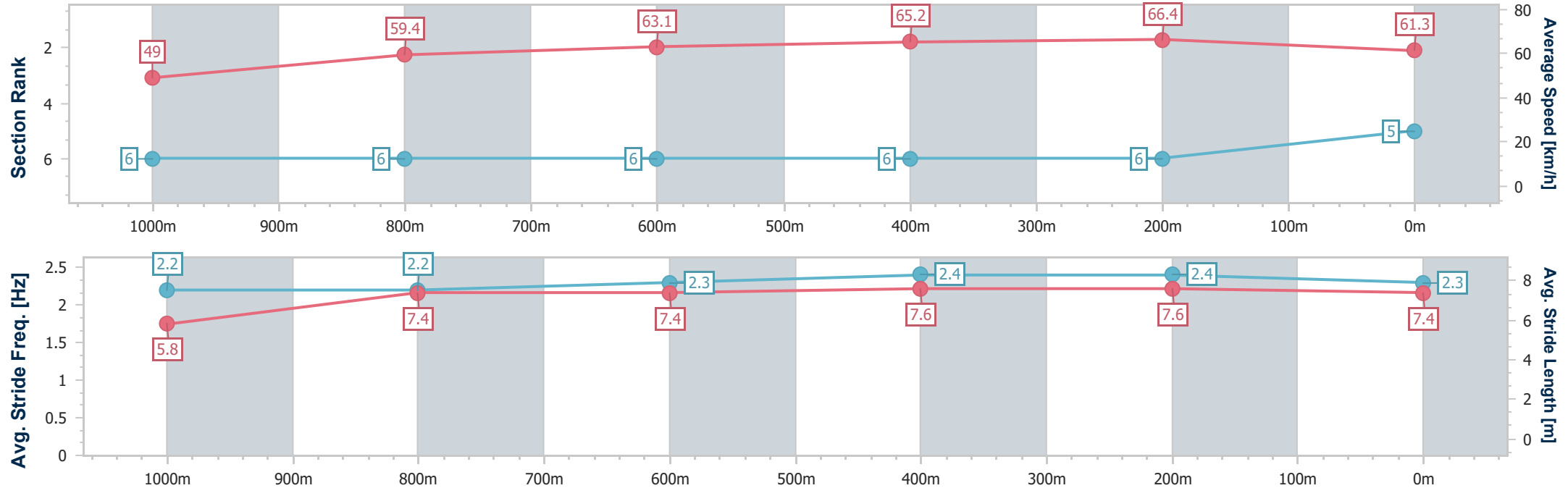
Sunshine CoastProfessional  
Race 3: HIGGINS COATINGS Class 5 Handicap - 1200m



01 January 2026 - 13:52

Track Rating: Soft 5, Weather: Overcast, Rail Position: +3m Entire

Section	Overall	1000m	800m	600m	400m	200m							
Section Times	1:12.07 [5] (0:14.74)	0:57.33 [6] (0:12.16)	0:45.17 [6] (0:11.55)	0:33.62 [6] (0:11.07)	0:22.55 [6] (0:10.82)	0:11.73 [6] (0:11.73)							
Average Speed [km/h]	49.0	59.4	63.1	65.2	66.4	61.3							
Top Speed [km/h]	63.0	60.9	64.5	66.7	67.6	64.7							
Avg. Dist. to Rail [m]	4.9	2.2	1.5	0.4	3.0	4.2							
Avg. Stride Freq. [Hz]	2.2	2.2	2.3	2.4	2.4	2.3							
Avg. Stride Length [m]	5.8	7.4	7.4	7.6	7.6	7.4							



- [ ] Ranking at each section and finish
- .-.- No data available at this section
- NA No data available





Horse/Jockey Name	Bold Comic
Final Rank	6
Fastest Section Time (Section)	0:11.03 (400m)
Top Speed [km/h] (Section)	67.1 (400m)
Race State	Finished



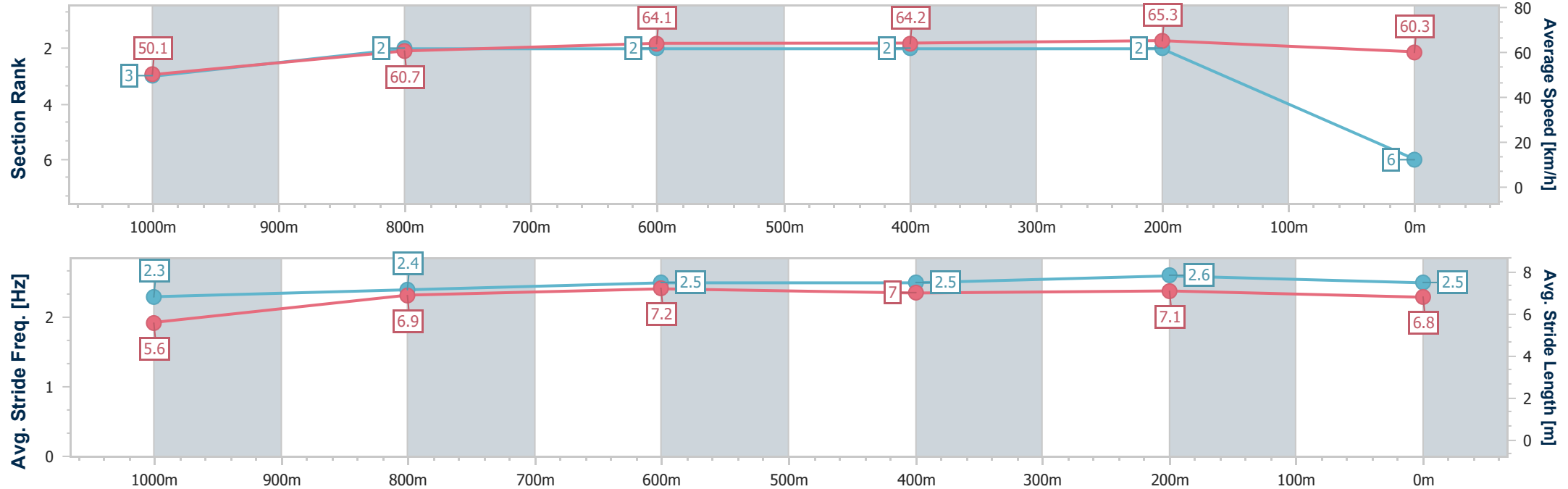
Sunshine CoastProfessional  
Race 3: HIGGINS COATINGS Class 5 Handicap - 1200m



01 January 2026 - 13:52

Track Rating: Soft 5, Weather: Overcast, Rail Position: +3m Entire

Section	Overall	1000m	800m	600m	400m	200m							
Section Times	1:12.07 [6] (0:14.41)	0:57.66 [3] (0:11.98)	0:45.68 [2] (0:11.35)	0:34.33 [2] (0:11.35)	0:22.98 [2] (0:11.03)	0:11.95 [2] (0:11.95)							
Average Speed [km/h]	50.1	60.7	64.1	64.2	65.3	60.3							
Top Speed [km/h]	59.8	63.4	65.1	65.5	67.1	63.8							
Avg. Dist. to Rail [m]	5.4	3.9	2.4	1.6	4.4	5.6							
Avg. Stride Freq. [Hz]	2.3	2.4	2.5	2.5	2.6	2.5							
Avg. Stride Length [m]	5.6	6.9	7.2	7.0	7.1	6.8							





Horse/Jockey Name	Zingalong
Final Rank	7
Fastest Section Time (Section)	0:11.27 (600m)
Top Speed [km/h] (Section)	65.5 (400m)
Race State	Finished



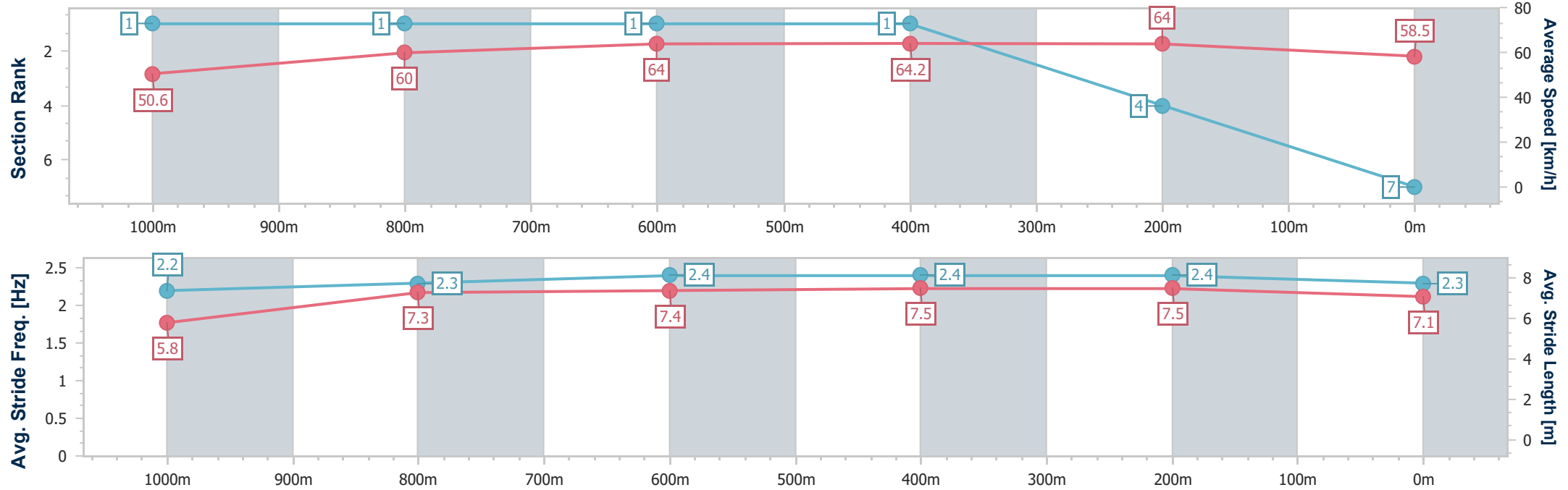
Sunshine CoastProfessional  
Race 3: HIGGINS COATINGS Class 5 Handicap - 1200m



01 January 2026 - 13:52

Track Rating: Soft 5, Weather: Overcast, Rail Position: +3m Entire

Section	Overall	1000m	800m	600m	400m	200m							
Section Times	1:12.51 [7] (0:14.25)	0:58.26 [1] (0:12.07)	0:46.19 [1] (0:11.36)	0:34.83 [1] (0:11.27)	0:23.56 [1] (0:11.28)	0:12.28 [4] (0:12.28)							
Average Speed [km/h]	50.6	60.0	64.0	64.2	64.0	58.5							
Top Speed [km/h]	59.1	62.0	65.1	65.1	65.5	62.4							
Avg. Dist. to Rail [m]	3.4	2.2	1.6	1.0	2.8	2.8							
Avg. Stride Freq. [Hz]	2.2	2.3	2.4	2.4	2.4	2.3							
Avg. Stride Length [m]	5.8	7.3	7.4	7.5	7.5	7.1							



[ ] Ranking at each section and finish  
- - - - No data available at this section  
NA No data available



Sunshine Coast Professional  
Race 4: WIMMERS PREMIUM SOFT DRINKS QTIS Three-Year-Old  
BENCHMARK 68 Handicap - 1000m  
01 January 2026 - 14:32



Track Rating: Good 4, Weather: Overcast, Rail Position: +3m Entire

Section						Overall	800m	600m	400m	200m			Last 600m
Field Times						0:57.52 (0:13.28)	0:44.24 (0:10.67)	0:33.57 (0:10.95)	0:22.62 (0:10.98)	0:11.64 (0:11.64)			0:33.57
Rank	TAB	Horse/Jockey	Barrier	Top Speed [km/h]	Fastest Section						Margin		Distance Travelled [m]
1	1	EARN TO BURN	4	70.5	0:10.50	0:57.52 [1]	0:44.07 [3]	0:33.57 [1]	0:22.62 [1]	0:11.64 [1]	0:57.52	0:33.57	
		Ryan Maloney		800m	800m	(0:13.45)	(0:10.50)	(0:10.95)	(0:10.98)	(0:11.64)			
2	3	WOOTEN HYDE	6	70.7	0:10.51	0:58.30 [2]	0:44.61 [6]	0:34.10 [6]	0:23.24 [3]	0:12.16 [2]	4.6L	0:34.10	+4
		Andrew Mallyon		800m	800m	(0:13.69)	(0:10.51)	(0:10.86)	(0:11.08)	(0:12.16)			
3	4	BEFORE ANYONE ELSE	2	70.2	0:10.52	0:58.49 [3]	0:44.90 [4]	0:34.38 [5]	0:23.39 [5]	0:12.27 [3]	5.72L	0:34.38	-1
		Ben Thompson		800m	800m	(0:13.59)	(0:10.52)	(0:10.99)	(0:11.12)	(0:12.27)			
4	2	SWEET HESITATION	5	72.1	0:10.42	0:58.72 [4]	0:45.06 [5]	0:34.64 [3]	0:23.64 [4]	0:12.36 [5]	7.08L	0:34.64	+4
		Michael Murphy		800m	800m	(0:13.66)	(0:10.42)	(0:11.00)	(0:11.28)	(0:12.36)			
5	7	DARN HOT LADY	1	69.0	0:10.69	0:58.81 [5]	0:45.53 [1]	0:34.84 [2]	0:23.83 [2]	0:12.56 [4]	7.58L	0:34.84	-1
		Kyle Wilson-Taylor		800m	800m	(0:13.28)	(0:10.69)	(0:11.01)	(0:11.27)	(0:12.56)			
6	9	LUCKY LASS	3	69.0	0:10.73	0:59.16 [6]	0:45.79 [2]	0:35.06 [4]	0:23.85 [6]	0:12.56 [6]	9.67L	0:35.06	+1
		Emily Lang		800m	800m	(0:13.37)	(0:10.73)	(0:11.21)	(0:11.29)	(0:12.56)			

Scratched: Metalcraft (#5), The Wheelbarrow (#6), Financially Famous (#8)



Horse/Jockey Name	Earn To Burn
Final Rank	1
Fastest Section Time (Section)	0:10.50 (800m)
Top Speed [km/h] (Section)	70.5 (800m)
Race State	Finished

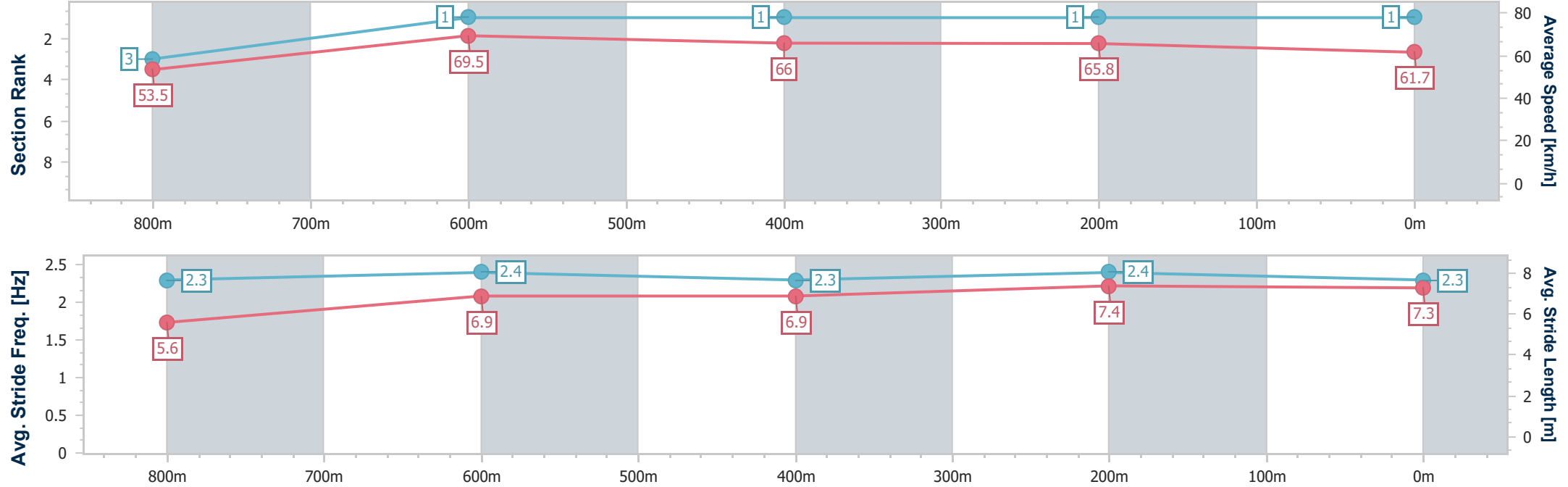


Sunshine CoastProfessional  
Race 4: WIMMERS PREMIUM SOFT DRINKS QTIS Three-Year-  
Old BENCHMARK 68 Handicap - 1000m



01 January 2026 - 14:32  
Track Rating: Good 4, Weather: Overcast, Rail Position: +3m Entire

Section	Overall	800m	600m	400m	200m										
Section Times	0:57.52 [1] (0:13.45)	0:44.07 [3] (0:10.50)	0:33.57 [1] (0:10.95)	0:22.62 [1] (0:10.98)	0:11.64 [1] (0:11.64)										
Average Speed [km/h]	53.5	69.5	66.0	65.8	61.7										
Top Speed [km/h]	69.7	70.5	67.6	66.1	64.8										
Avg. Dist. to Rail [m]	6.2	3.6	1.0	3.3	4.0										
Avg. Stride Freq. [Hz]	2.3	2.4	2.3	2.4	2.3										
Avg. Stride Length [m]	5.6	6.9	6.9	7.4	7.3										



[ ] Ranking at each section and finish  
-.-.- No data available at this section  
NA No data available



Horse/Jockey Name	Wootten Hyde
Final Rank	2
Fastest Section Time (Section)	0:10.51 (800m)
Top Speed [km/h] (Section)	70.7 (800m)
Race State	Finished

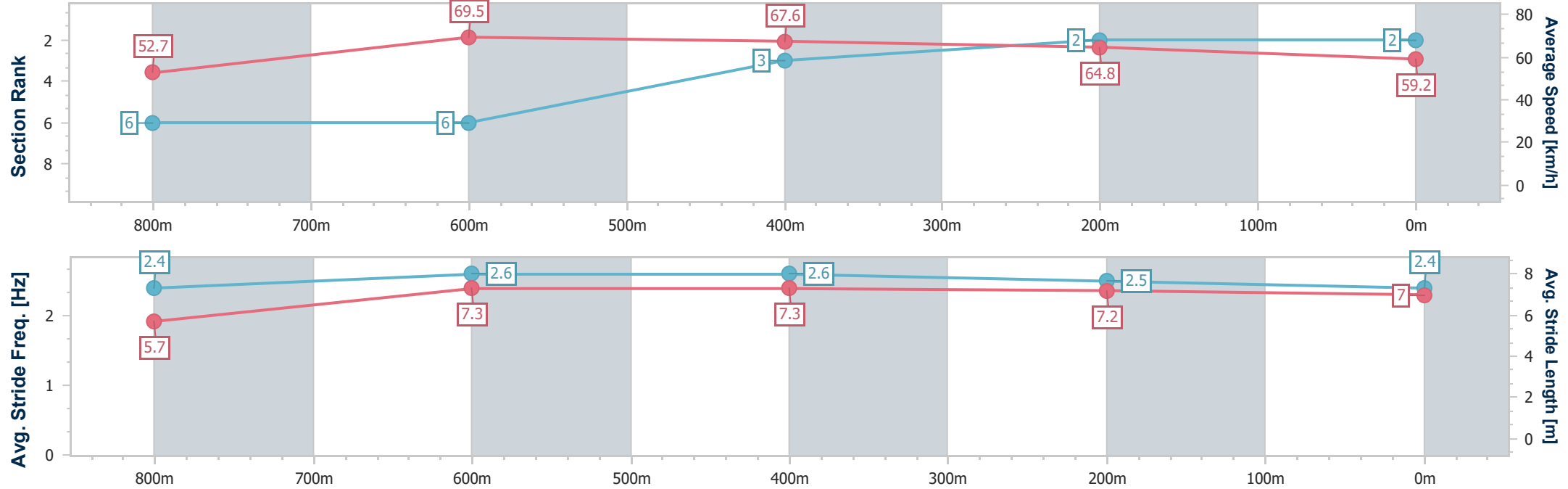


Sunshine CoastProfessional  
Race 4: WIMMERS PREMIUM SOFT DRINKS QTIS Three-Year-  
Old BENCHMARK 68 Handicap - 1000m



01 January 2026 - 14:32  
Track Rating: Good 4, Weather: Overcast, Rail Position: +3m Entire

Section	Overall	800m	600m	400m	200m														
Section Times	0:58.30 [2] (0:13.69)	0:44.61 [6] (0:10.51)	0:34.10 [6] (0:10.86)	0:23.24 [3] (0:11.08)	0:12.16 [2] (0:12.16)														
Average Speed [km/h]	52.7	69.5	67.6	64.8	59.2														
Top Speed [km/h]	68.3	70.7	69.8	65.8	63.5														
Avg. Dist. to Rail [m]	7.4	4.1	3.0	5.5	6.8														
Avg. Stride Freq. [Hz]	2.4	2.6	2.6	2.5	2.4														
Avg. Stride Length [m]	5.7	7.3	7.3	7.2	7.0														



- [ ] Ranking at each section and finish
- .-.- No data available at this section
- NA No data available



Horse/Jockey Name	Before Anyone Else
Final Rank	3
Fastest Section Time (Section)	0:10.52 (800m)
Top Speed [km/h] (Section)	70.2 (800m)
Race State	Finished



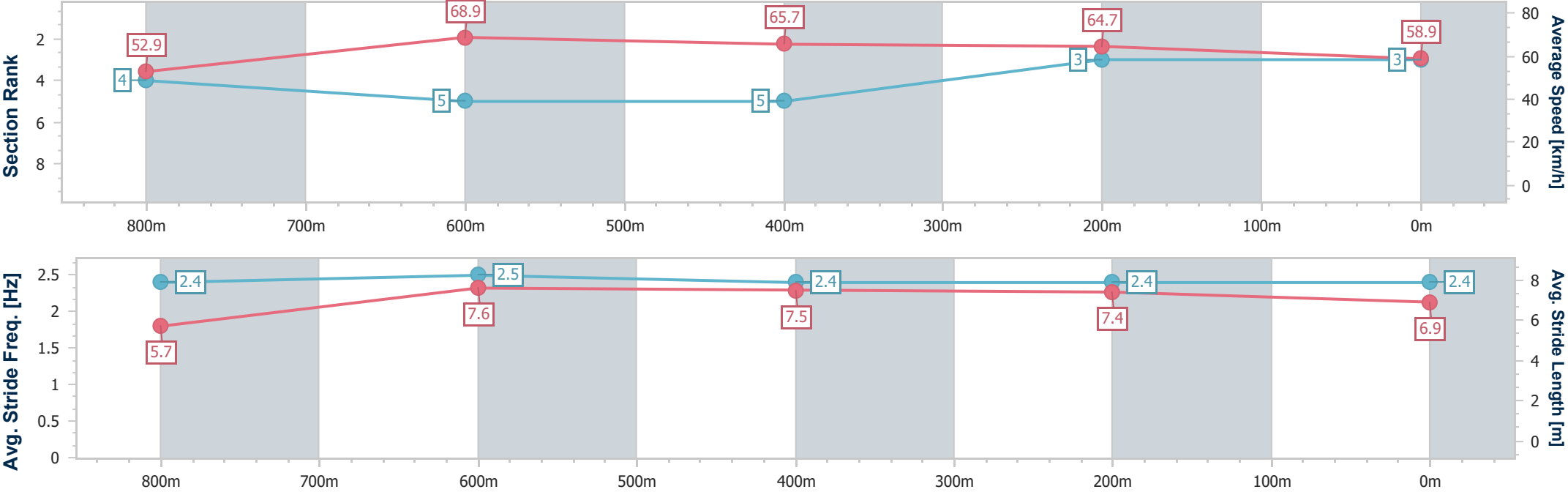
Sunshine CoastProfessional  
Race 4: WIMMERS PREMIUM SOFT DRINKS QTIS Three-Year-  
Old BENCHMARK 68 Handicap - 1000m



01 January 2026 - 14:32

Track Rating: Good 4, Weather: Overcast, Rail Position: +3m Entire

Section	Overall	800m	600m	400m	200m										
Section Times	0:58.49 [3] (0:13.59)	0:44.90 [4] (0:10.52)	0:34.38 [5] (0:10.99)	0:23.39 [5] (0:11.12)	0:12.27 [3] (0:12.27)										
Average Speed [km/h]	52.9	68.9	65.7	64.7	58.9										
Top Speed [km/h]	68.4	70.2	66.8	65.4	63.3										
Avg. Dist. to Rail [m]	3.9	1.7	0.4	1.8	2.6										
Avg. Stride Freq. [Hz]	2.4	2.5	2.4	2.4	2.4										
Avg. Stride Length [m]	5.7	7.6	7.5	7.4	6.9										



- [ ] Ranking at each section and finish
- .-.- No data available at this section
- NA No data available



Horse/Jockey Name	Sweet Hesitation
Final Rank	4
Fastest Section Time (Section)	0:10.42 (800m)
Top Speed [km/h] (Section)	72.1 (800m)
Race State	Finished

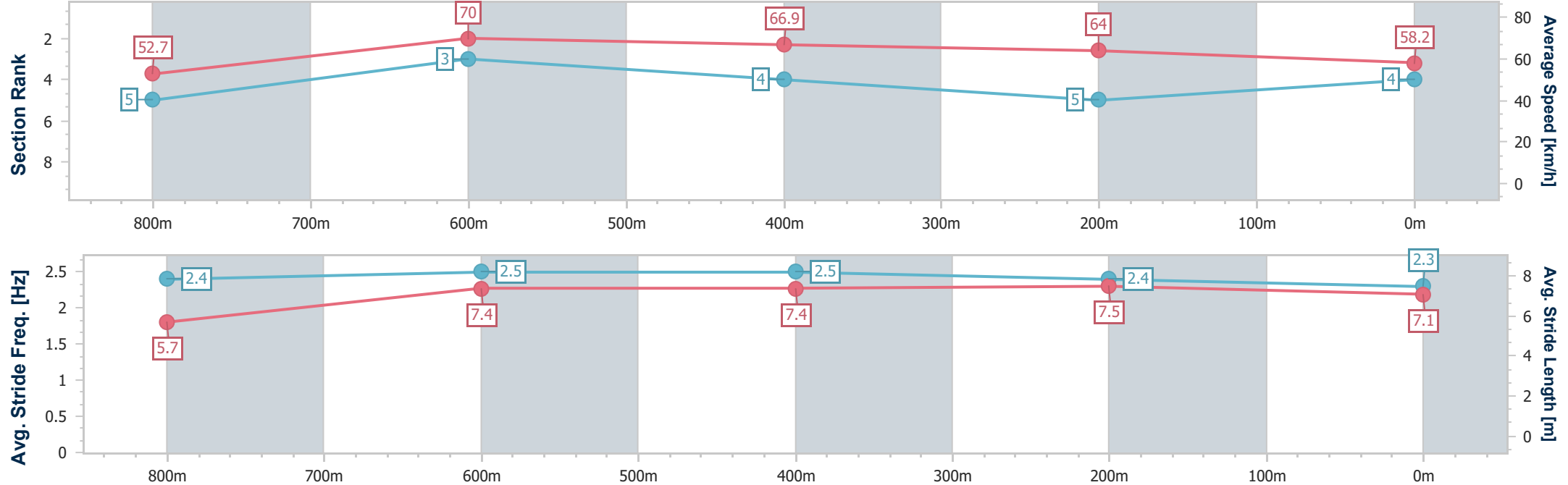


Sunshine CoastProfessional  
Race 4: WIMMERS PREMIUM SOFT DRINKS QTIS Three-Year-  
Old BENCHMARK 68 Handicap - 1000m



01 January 2026 - 14:32  
Track Rating: Good 4, Weather: Overcast, Rail Position: +3m Entire

Section	Overall	800m	600m	400m	200m										
Section Times	0:58.72 [4] (0:13.66)	0:45.06 [5] (0:10.42)	0:34.64 [3] (0:11.00)	0:23.64 [4] (0:11.28)	0:12.36 [5] (0:12.36)										
Average Speed [km/h]	52.7	70.0	66.9	64.0	58.2										
Top Speed [km/h]	67.9	72.1	67.4	65.7	61.0										
Avg. Dist. to Rail [m]	6.5	3.7	3.5	4.2	5.5										
Avg. Stride Freq. [Hz]	2.4	2.5	2.5	2.4	2.3										
Avg. Stride Length [m]	5.7	7.4	7.4	7.5	7.1										



- [ ] Ranking at each section and finish
- .-.- No data available at this section
- NA No data available



Horse/Jockey Name	Darn Hot Lady
Final Rank	5
Fastest Section Time (Section)	0:10.69 (800m)
Top Speed [km/h] (Section)	69.0 (800m)
Race State	Finished



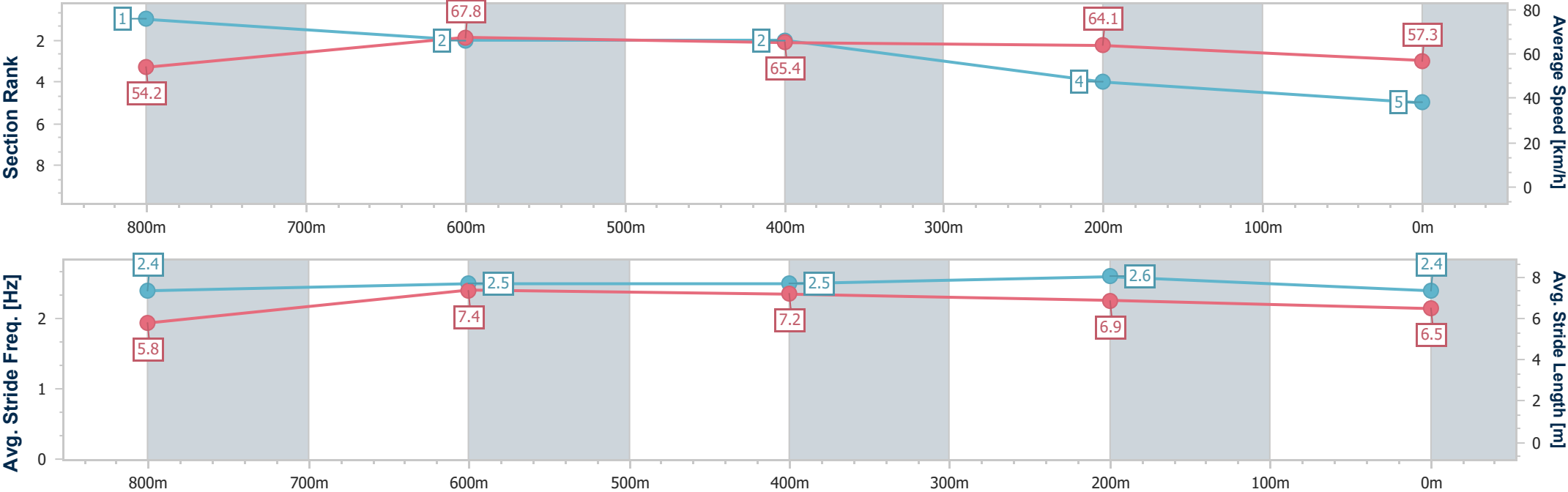
Sunshine CoastProfessional  
Race 4: WIMMERS PREMIUM SOFT DRINKS QTIS Three-Year-  
Old BENCHMARK 68 Handicap - 1000m



01 January 2026 - 14:32

Track Rating: Good 4, Weather: Overcast, Rail Position: +3m Entire

Section	Overall	800m	600m	400m	200m										
Section Times	0:58.81 [5] (0:13.28)	0:45.53 [1] (0:10.69)	0:34.84 [2] (0:11.01)	0:23.83 [2] (0:11.27)	0:12.56 [4] (0:12.56)										
Average Speed [km/h]	54.2	67.8	65.4	64.1	57.3										
Top Speed [km/h]	68.7	69.0	66.6	65.8	61.5										
Avg. Dist. to Rail [m]	3.2	2.0	0.5	1.7	4.3										
Avg. Stride Freq. [Hz]	2.4	2.5	2.5	2.6	2.4										
Avg. Stride Length [m]	5.8	7.4	7.2	6.9	6.5										



- [ ] Ranking at each section and finish
- .-.- No data available at this section
- NA No data available





Horse/Jockey Name	Lucky Lass
Final Rank	6
Fastest Section Time (Section)	0:10.73 (800m)
Top Speed [km/h] (Section)	69.0 (800m)
Race State	Finished

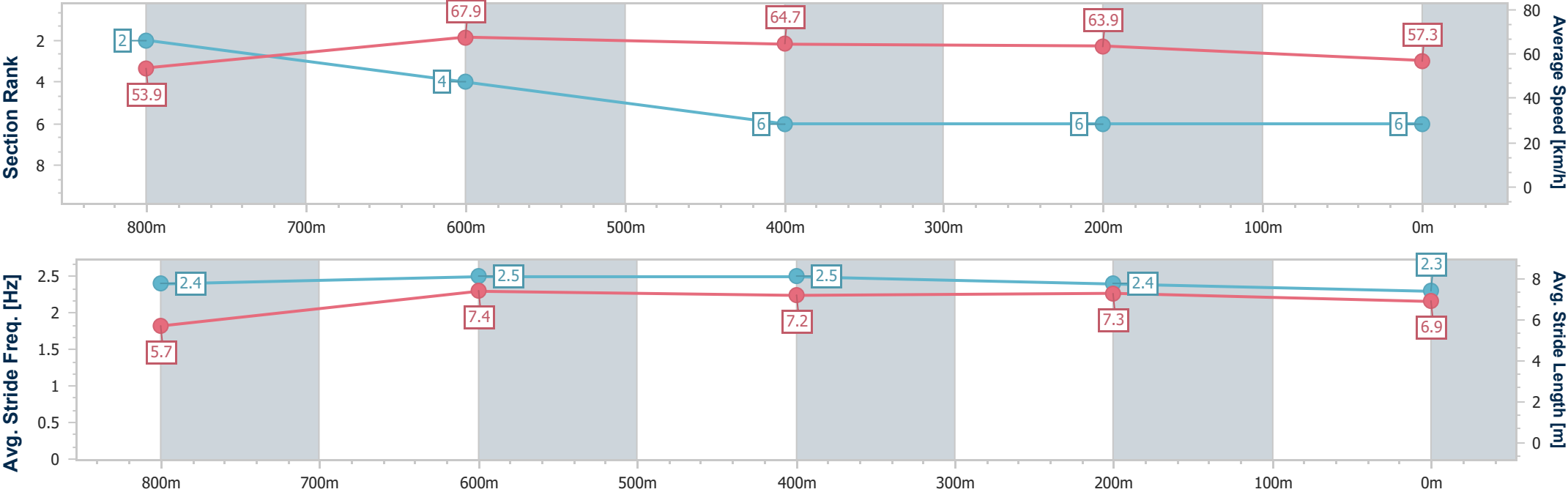


Sunshine CoastProfessional  
Race 4: WIMMERS PREMIUM SOFT DRINKS QTIS Three-Year-  
Old BENCHMARK 68 Handicap - 1000m



01 January 2026 - 14:32  
Track Rating: Good 4, Weather: Overcast, Rail Position: +3m Entire

Section	Overall	800m	600m	400m	200m										
Section Times	0:59.16 [6] (0:13.37)	0:45.79 [2] (0:10.73)	0:35.06 [4] (0:11.21)	0:23.85 [6] (0:11.29)	0:12.56 [6] (0:12.56)										
Average Speed [km/h]	53.9	67.9	64.7	63.9	57.3										
Top Speed [km/h]	68.2	69.0	66.3	66.2	61.9										
Avg. Dist. to Rail [m]	5.2	2.9	2.0	2.8	3.6										
Avg. Stride Freq. [Hz]	2.4	2.5	2.5	2.4	2.3										
Avg. Stride Length [m]	5.7	7.4	7.2	7.3	6.9										





# Sunshine Coast Professional

## Race 5: MARTIN COLLINS AUSTRALIA Maiden Handicap - 1400m

01 January 2026 - 15:14



Track Rating: Good 4, Weather: Overcast, Rail Position: +3m Entire

Section		Overall				1200m	1000m	800m	600m	400m	Last 600m	
Field Times		1:24.76				1:11.16	0:59.95	0:47.84	0:35.74	0:23.94	0:35.74	
		(0:13.60)				(0:11.21)	(0:12.11)	(0:12.10)	(0:11.80)	(0:11.69)		
Rank	TAB	Horse/Jockey	Barrier	Top Speed [km/h]	Fastest Section							Distance Travelled [m]
1	5	POSSIBILITIES	12	64.9	0:11.28	1:24.76 [1]	1:10.84 [5]	0:59.31 [5]	0:47.35 [6]	0:35.22 [5]	0:23.53 [4]	0:35.22
		Ryan Maloney		400m	400m	(0:13.92)	(0:11.53)	(0:11.96)	(0:12.13)	(0:11.69)	(0:11.28)	
2	3	SAN JERONIMO	16	65.1	0:11.49	1:25.05 [2]	1:11.08 [6]	0:59.54 [9]	0:47.43 [9]	0:35.22 [8]	0:23.57 [7]	0:35.22 +2
		Jag Guthmann-Chester		Overall	400m	(0:13.97)	(0:11.54)	(0:12.11)	(0:12.21)	(0:11.65)	(0:11.49)	
3	21	BLACKJACK	13	67.0	0:11.39	1:25.06 [3]	1:11.42 [2]	1:00.03 [2]	0:48.09 [2]	0:35.99 [2]	0:24.22 [2]	0:35.99 -2
		Michael Rodd		Overall	1200m	(0:13.64)	(0:11.39)	(0:11.94)	(0:12.10)	(0:11.77)	(0:11.73)	
4	15	RED SAMOVAR	10	64.6	0:11.34	1:25.20 [4]	1:10.74 [14]	0:59.34 [13]	0:47.47 [10]	0:35.20 [10]	0:23.52 [8]	0:35.20 -1
		Kyle Wilson-Taylor		1200m	400m	(0:14.46)	(0:11.40)	(0:11.87)	(0:12.27)	(0:11.68)	(0:11.34)	
5	9	BATTUTA	3	65.3	0:11.43	1:25.25 [5]	1:11.25 [8]	0:59.78 [7]	0:47.74 [7]	0:35.43 [7]	0:23.81 [6]	0:35.43 +1
		Andrew Mallyon		1200m	400m	(0:14.00)	(0:11.47)	(0:12.04)	(0:12.31)	(0:11.62)	(0:11.43)	
6	16	ROCKING FROCKS	5	65.2	0:11.48	1:25.73 [6]	1:11.87 [4]	1:00.39 [4]	0:48.38 [5]	0:36.22 [4]	0:24.47 [5]	0:36.22 -4
		Micheal Hellyer		Overall	1200m	(0:13.86)	(0:11.48)	(0:12.01)	(0:12.16)	(0:11.75)	(0:11.76)	
7	10	EVADE THE GAME	1	65.1	0:11.47	1:25.85 [7]	1:11.86 [7]	1:00.39 [6]	0:48.32 [8]	0:36.00 [9]	0:24.14 [9]	0:36.00 -5
		Jake Bayliss		Overall	1200m	(0:13.99)	(0:11.47)	(0:12.07)	(0:12.32)	(0:11.86)	(0:11.62)	
8	14	KOBABILITY	14	65.1	0:11.31	1:26.16 [8]	1:11.98 [11]	1:00.67 [8]	0:49.04 [3]	0:36.86 [3]	0:25.02 [3]	0:36.86 -2
		Ben Thompson		1200m	1200m	(0:14.18)	(0:11.31)	(0:11.63)	(0:12.18)	(0:11.84)	(0:12.04)	
9	1	GUNNIE GUNFIGHTER	15	67.3	0:11.21	1:26.31 [9]	1:12.71 [1]	1:01.50 [1]	0:49.39 [1]	0:37.29 [1]	0:25.49 [1]	0:37.29 -7
		Tiffani Brooker		Overall	1200m	(0:13.60)	(0:11.21)	(0:12.11)	(0:12.10)	(0:11.80)	(0:12.12)	
10	12	ESPOIR DA TAP	6	64.7	0:11.54	1:26.41 [10]	1:12.27 [10]	1:00.73 [10]	0:48.64 [11]	0:36.31 [11]	0:24.33 [11]	0:36.31 -5
		Mark Du Plessis		Overall	1200m	(0:14.14)	(0:11.54)	(0:12.09)	(0:12.33)	(0:11.98)	(0:11.69)	

Scratched: Tulong (#2), Chance De Lune (#17), Sowilo Rodina (#18), Fergus En Marche (#20), Isla Delilah (#13)



# Sunshine Coast Professional

## Race 5: MARTIN COLLINS AUSTRALIA Maiden Handicap - 1400m

01 January 2026 - 15:14



Track Rating: Good 4, Weather: Overcast, Rail Position: +3m Entire

Section						Overall	1200m	1000m	800m	600m	400m	Last 600m	
Field Times						1:24.76 (0:13.60)	1:11.16 (0:11.21)	0:59.95 (0:12.11)	0:47.84 (0:12.10)	0:35.74 (0:11.80)	0:23.94 (0:11.69)	0:35.74	
Rank	TAB	Horse/Jockey	Barrier	Top Speed [km/h]	Fastest Section								Distance Travelled [m]
11	4	NARUKAMI	11	63.8	0:11.52	1:26.89 [11]	1:12.46 [13]	1:00.61 [16]	0:48.51 [16]	0:36.28 [16]	0:24.21 [15]	0:36.28	-3
		Jasper Franklin		Overall	400m	(0:14.43)	(0:11.85)	(0:12.10)	(0:12.23)	(0:12.07)	(0:11.52)		
12	6	TORQUE SO RARE	9	64.9	0:11.47	1:27.61 [12]	1:13.11 [16]	1:01.64 [14]	0:49.47 [15]	0:37.05 [15]	0:24.86 [16]	0:37.05	+1
		Cody Collis		1200m	1200m	(0:14.50)	(0:11.47)	(0:12.17)	(0:12.42)	(0:12.19)	(0:11.72)		
13	8	SAK THE WRITER	8	63.3	0:11.69	1:27.84 [13]	1:13.75 [9]	1:02.06 [11]	0:49.84 [13]	0:37.46 [13]	0:25.23 [14]	0:37.46	-2
		Leah Martyn		Overall	1200m	(0:14.09)	(0:11.69)	(0:12.22)	(0:12.38)	(0:12.23)	(0:12.12)		
14	19	BATTLE WORTHY	7	64.0	0:11.56	1:27.98 [14]	1:13.70 [12]	1:02.14 [12]	0:50.05 [12]	0:37.66 [12]	0:25.46 [13]	0:37.66	-3
		Rhiannon Payne		1200m	1200m	(0:14.28)	(0:11.56)	(0:12.09)	(0:12.39)	(0:12.20)	(0:12.07)		
15	7	TUSCALOOSA CHIEF	4	65.5	0:11.42	1:28.05 [15]	1:14.25 [3]	1:02.83 [3]	0:50.70 [4]	0:38.41 [6]	0:26.20 [10]	0:38.41	-5
		Georgina Cartwright		Overall	1200m	(0:13.80)	(0:11.42)	(0:12.13)	(0:12.29)	(0:12.21)	(0:12.57)		
16	11	VAL DE GRISE	2	65.1	0:11.55	1:28.53 [16]	1:14.05 [15]	1:02.50 [15]	0:50.39 [14]	0:38.12 [14]	0:26.03 [12]	0:38.12	-6
		Daniel Moor		1200m	1200m	(0:14.48)	(0:11.55)	(0:12.11)	(0:12.27)	(0:12.09)	(0:12.34)		

Scratched: Tulong (#2), Chance De Lune (#17), Sowilo Rodina (#18), Fergus En Marche (#20), Isla Delilah (#13)



# Sunshine Coast Professional

## Race 5: MARTIN COLLINS AUSTRALIA Maiden Handicap - 1400m

01 January 2026 - 15:14



Track Rating: Good 4, Weather: Overcast, Rail Position: +3m Entire

Section Field Times				200m 0:12.25 (0:12.25)		Last 600m 0:35.74			
Rank	TAB	Horse/Jockey	Barrier	Top Speed [km/h]	Fastest Section	Margin			Distance Travelled [m]
1	5	POSSIBILITIES	12	64.9	0:11.28	0:12.25 [1]	1:24.76		0:35.22
		Ryan Maloney		400m	400m	(0:12.25)			
2	3	SAN JERONIMO	16	65.1	0:11.49	0:12.08 [5]	1.71L		0:35.22 +2
		Jag Guthmann-Chester		Overall	400m	(0:12.08)			
3	21	BLACKJACK	13	67.0	0:11.39	0:12.49 [2]	1.77L		0:35.99 -2
		Michael Rodd		Overall	1200m	(0:12.49)			
4	15	RED SAMOVAR	10	64.6	0:11.34	0:12.18 [6]	2.62L		0:35.20 -1
		Kyle Wilson-Taylor		1200m	400m	(0:12.18)			
5	9	BATTUTA	3	65.3	0:11.43	0:12.38 [3]	2.89L		0:35.43 +1
		Andrew Mallyon		1200m	400m	(0:12.38)			
6	16	ROCKING FROCKS	5	65.2	0:11.48	0:12.71 [7]	5.73L		0:36.22 -4
		Micheal Hellyer		Overall	1200m	(0:12.71)			
7	10	EVADE THE GAME	1	65.1	0:11.47	0:12.52 [9]	6.41L		0:36.00 -5
		Jake Bayliss		Overall	1200m	(0:12.52)			
8	14	KOBABILITY	14	65.1	0:11.31	0:12.98 [8]	8.22L		0:36.86 -2
		Ben Thompson		1200m	1200m	(0:12.98)			
9	1	GUNNIE GUNFIGHTER	15	67.3	0:11.21	0:13.37 [4]	9.11L		0:37.29 -7
		Tiffani Brooker		Overall	1200m	(0:13.37)			
10	12	ESPOIR DA TAP	6	64.7	0:11.54	0:12.64 [10]	9.7L		0:36.31 -5
		Mark Du Plessis		Overall	1200m	(0:12.64)			

Scratched: Tulong (#2), Chance De Lune (#17), Sowilo Rodina (#18), Fergus En Marche (#20), Isla Delilah (#13)



Sunshine Coast Professional  
Race 5: MARTIN COLLINS AUSTRALIA Maiden Handicap - 1400m  
01 January 2026 - 15:14



Track Rating: Good 4, Weather: Overcast, Rail Position: +3m Entire

Section		200m		Last 600m			
Field Times		0:12.25 (0:12.25)		0:35.74			
Rank	TAB	Horse/Jockey	Barrier	Top Speed [km/h]	Fastest Section	Margin	Distance Travelled [m]
11	4	NARUKAMI	11	63.8	0:11.52	0:12.69 [11]	12.51L
		Jasper Franklin		Overall	400m	(0:12.69)	
12	6	TORQUE SO RARE	9	64.9	0:11.47	0:13.14 [13]	16.76L
		Cody Collis		1200m	1200m	(0:13.14)	
13	8	SAK THE WRITER	8	63.3	0:11.69	0:13.11 [15]	18.11L
		Leah Martyn		Overall	1200m	(0:13.11)	
14	19	BATTLE WORTHY	7	64.0	0:11.56	0:13.39 [14]	18.92L
		Rhiannon Payne		1200m	1200m	(0:13.39)	
15	7	TUSCALOOSA CHIEF	4	65.5	0:11.42	0:13.63 [12]	19.33L
		Georgina Cartwright		Overall	1200m	(0:13.63)	
16	11	VAL DE GRISE	2	65.1	0:11.55	0:13.69 [16]	22.18L
		Daniel Moor		1200m	1200m	(0:13.69)	

Scratched: Tulong (#2), Chance De Lune (#17), Sowilo Rodina (#18), Fergus En Marche (#20), Isla Delilah (#13)



Horse/Jockey Name	Possibilities
Final Rank	1
Fastest Section Time (Section)	0:11.28 (400m)
Top Speed [km/h] (Section)	64.9 (400m)
Race State	Finished



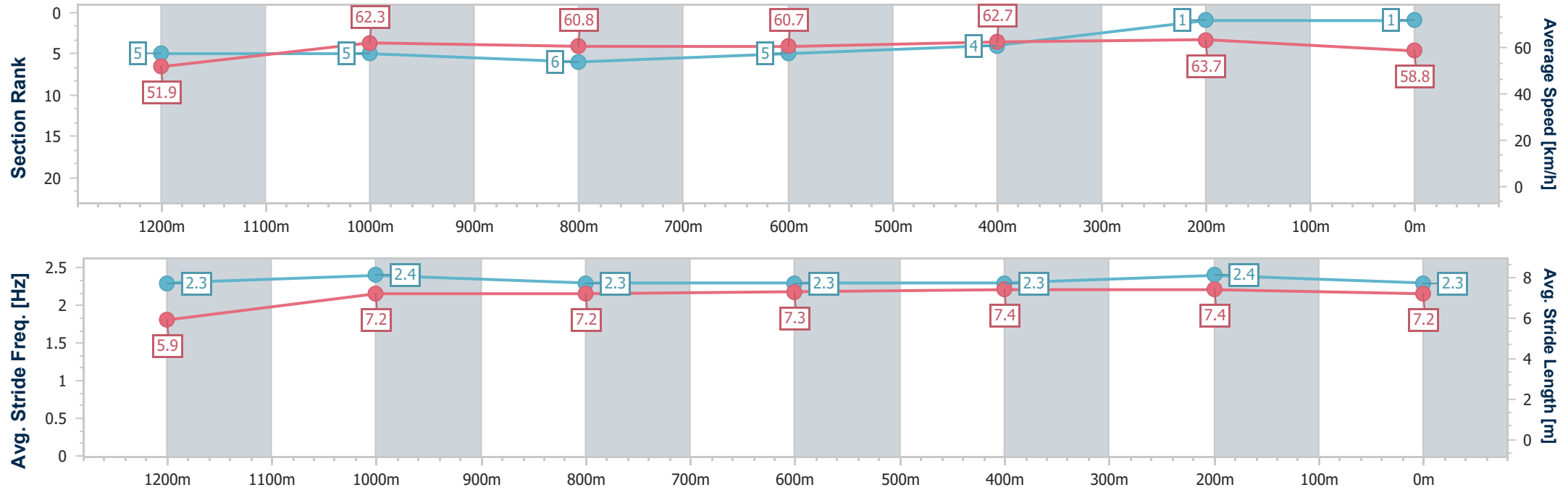
Sunshine CoastProfessional  
Race 5: MARTIN COLLINS AUSTRALIA Maiden Handicap -  
1400m



01 January 2026 - 15:14

Track Rating: Good 4, Weather: Overcast, Rail Position: +3m Entire

Section	Overall	1200m	1000m	800m	600m	400m	200m						
Section Times	1:24.76 [1] (0:13.92)	1:10.84 [5] (0:11.53)	0:59.31 [5] (0:11.96)	0:47.35 [6] (0:12.13)	0:35.22 [5] (0:11.69)	0:23.53 [4] (0:11.28)	0:12.25 [1] (0:12.25)						
Average Speed [km/h]	51.9	62.3	60.8	60.7	62.7	63.7	58.8						
Top Speed [km/h]	64.8	64.8	61.7	62.9	64.5	64.9	62.5						
Avg. Dist. to Rail [m]	11.1	5.0	4.3	3.5	3.2	7.7	8.1						
Avg. Stride Freq. [Hz]	2.3	2.4	2.3	2.3	2.3	2.4	2.3						
Avg. Stride Length [m]	5.9	7.2	7.2	7.3	7.4	7.4	7.2						



- [ ] Ranking at each section and finish
- .-.- No data available at this section
- NA No data available



Horse/Jockey Name	San Jeronimo
Final Rank	2
Fastest Section Time (Section)	0:11.49 (400m)
Top Speed [km/h] (Section)	65.1 (Overall)
Race State	Finished



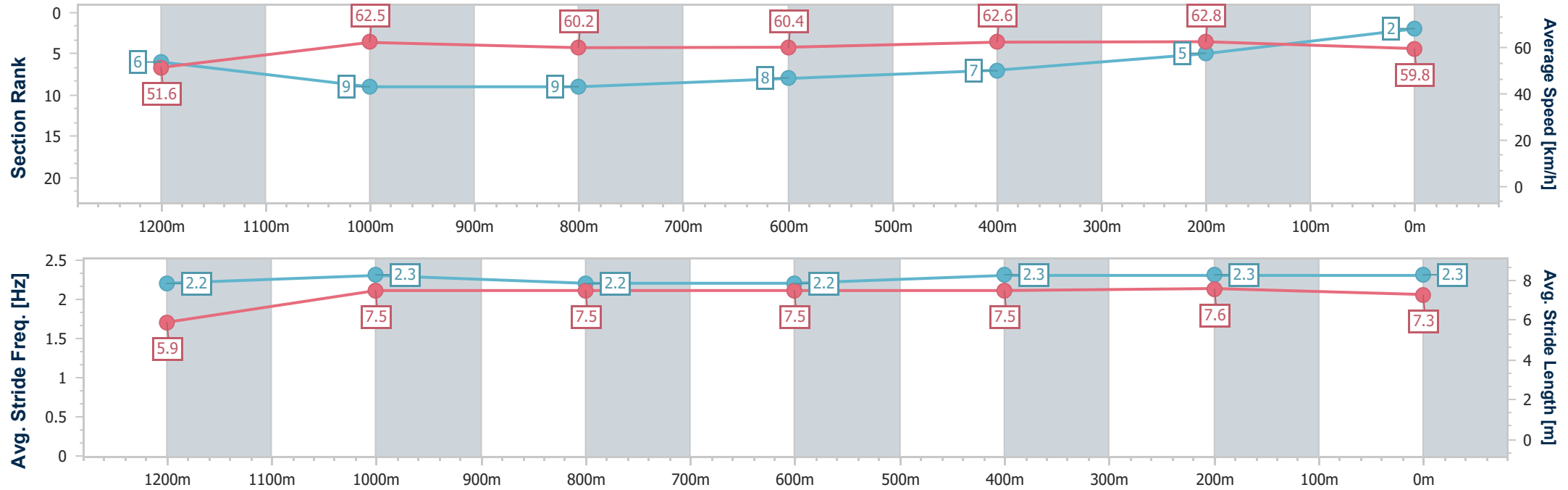
Sunshine CoastProfessional  
Race 5: MARTIN COLLINS AUSTRALIA Maiden Handicap -  
1400m



01 January 2026 - 15:14

Track Rating: Good 4, Weather: Overcast, Rail Position: +3m Entire

Section	Overall	1200m	1000m	800m	600m	400m	200m						
Section Times	1:25.05 [2] (0:13.97)	1:11.08 [6] (0:11.54)	0:59.54 [9] (0:12.11)	0:47.43 [9] (0:12.21)	0:35.22 [8] (0:11.65)	0:23.57 [7] (0:11.49)	0:12.08 [5] (0:12.08)						
Average Speed [km/h]	51.6	62.5	60.2	60.4	62.6	62.8	59.8						
Top Speed [km/h]	65.1	64.6	61.1	61.3	64.6	63.8	61.2						
Avg. Dist. to Rail [m]	14.5	5.9	5.0	3.6	3.2	7.8	8.4						
Avg. Stride Freq. [Hz]	2.2	2.3	2.2	2.2	2.3	2.3	2.3						
Avg. Stride Length [m]	5.9	7.5	7.5	7.5	7.5	7.6	7.3						



- [ ] Ranking at each section and finish
- .-.-.- No data available at this section
- NA No data available



Horse/Jockey Name	Blackjack
Final Rank	3
Fastest Section Time (Section)	0:11.39 (1200m)
Top Speed [km/h] (Section)	67.0 (Overall)
Race State	Finished



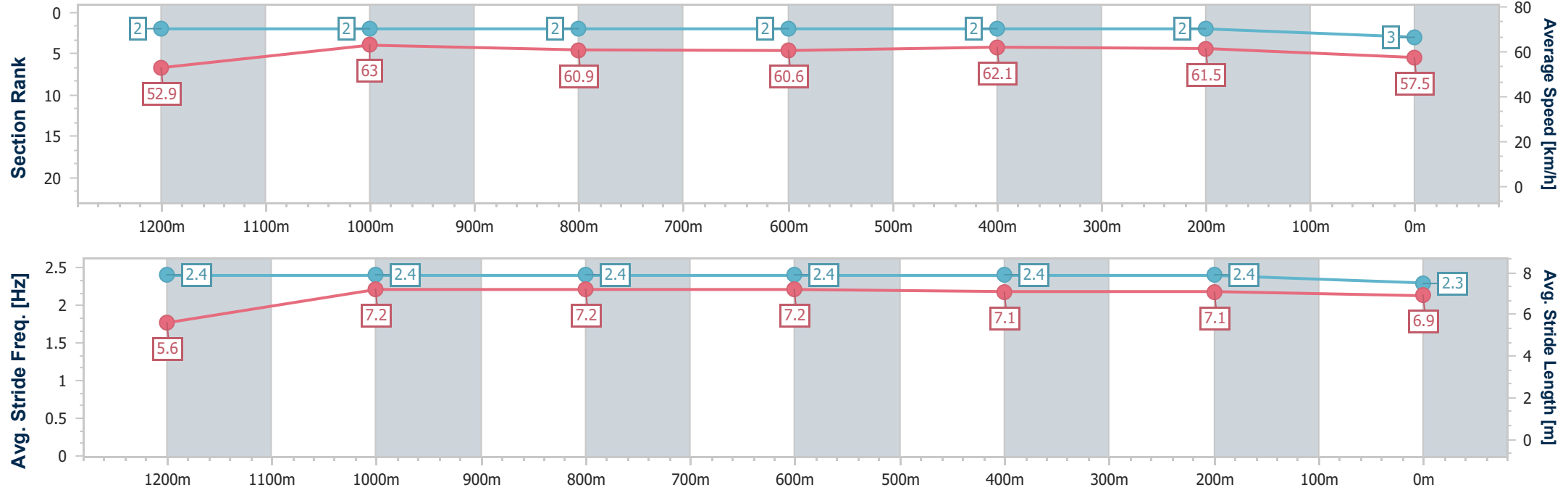
Sunshine CoastProfessional  
Race 5: MARTIN COLLINS AUSTRALIA Maiden Handicap -  
1400m



01 January 2026 - 15:14

Track Rating: Good 4, Weather: Overcast, Rail Position: +3m Entire

Section	Overall	1200m	1000m	800m	600m	400m	200m						
Section Times	1:25.06 [3] (0:13.64)	1:11.42 [2] (0:11.39)	1:00.03 [2] (0:11.94)	0:48.09 [2] (0:12.10)	0:35.99 [2] (0:11.77)	0:24.22 [2] (0:11.73)	0:12.49 [2] (0:12.49)						
Average Speed [km/h]	52.9	63.0	60.9	60.6	62.1	61.5	57.5						
Top Speed [km/h]	67.0	66.2	61.7	61.9	63.4	63.4	60.4						
Avg. Dist. to Rail [m]	11.8	4.3	3.2	3.1	2.6	6.9	7.6						
Avg. Stride Freq. [Hz]	2.4	2.4	2.4	2.4	2.4	2.4	2.3						
Avg. Stride Length [m]	5.6	7.2	7.2	7.2	7.1	7.1	6.9						



- [ ] Ranking at each section and finish
- .-.- No data available at this section
- NA No data available





Horse/Jockey Name	Red Samovar
Final Rank	4
Fastest Section Time (Section)	0:11.34 (400m)
Top Speed [km/h] (Section)	64.6 (1200m)
Race State	Finished



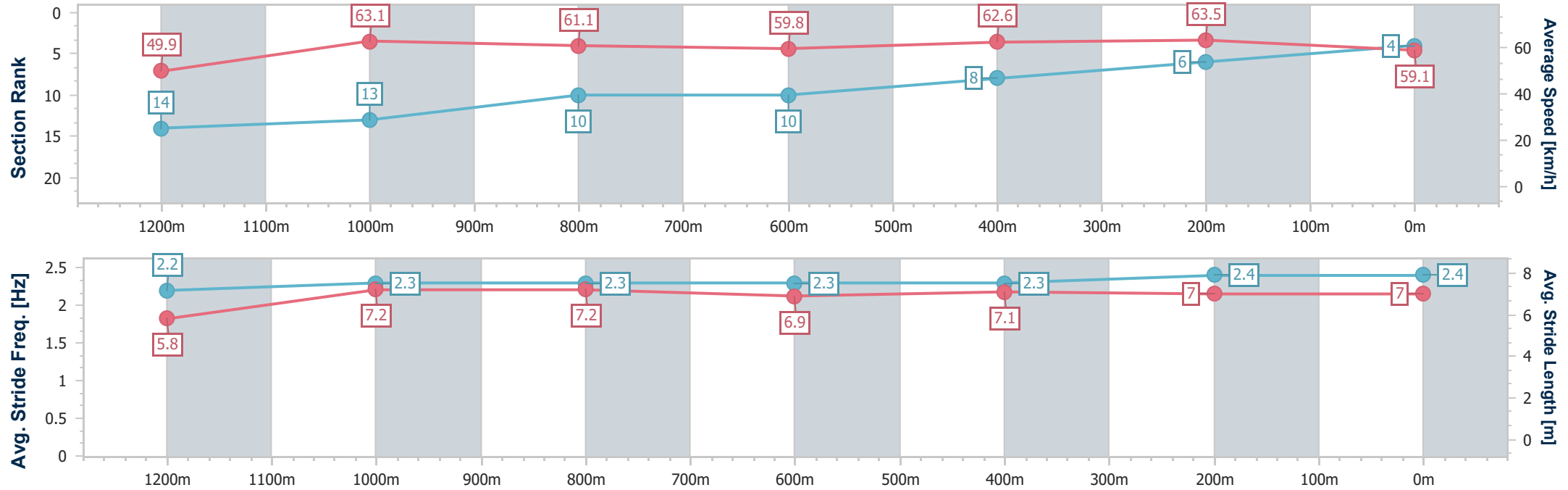
Sunshine CoastProfessional  
Race 5: MARTIN COLLINS AUSTRALIA Maiden Handicap -  
1400m



01 January 2026 - 15:14

Track Rating: Good 4, Weather: Overcast, Rail Position: +3m Entire

Section	Overall	1200m	1000m	800m	600m	400m	200m						
Section Times	1:25.20 [4] (0:14.46)	1:10.74 [14] (0:11.40)	0:59.34 [13] (0:11.87)	0:47.47 [10] (0:12.27)	0:35.20 [10] (0:11.68)	0:23.52 [8] (0:11.34)	0:12.18 [6] (0:12.18)						
Average Speed [km/h]	49.9	63.1	61.1	59.8	62.6	63.5	59.1						
Top Speed [km/h]	63.7	64.6	62.1	60.5	63.7	64.6	61.8						
Avg. Dist. to Rail [m]	9.2	4.1	3.8	2.8	2.6	2.6	2.3						
Avg. Stride Freq. [Hz]	2.2	2.3	2.3	2.3	2.3	2.4	2.4						
Avg. Stride Length [m]	5.8	7.2	7.2	6.9	7.1	7.0	7.0						



- [ ] Ranking at each section and finish
- .-.- No data available at this section
- NA No data available



Horse/Jockey Name	Battuta
Final Rank	5
Fastest Section Time (Section)	0:11.43 (400m)
Top Speed [km/h] (Section)	65.3 (1200m)
Race State	Finished



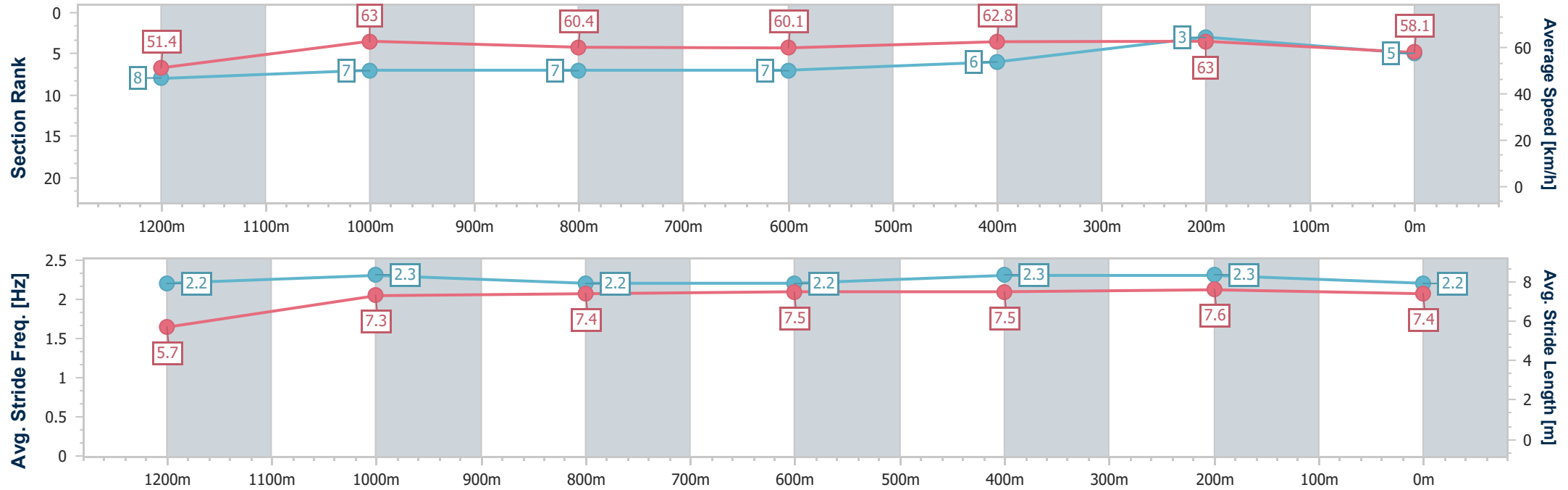
Sunshine CoastProfessional  
Race 5: MARTIN COLLINS AUSTRALIA Maiden Handicap -  
1400m



01 January 2026 - 15:14

Track Rating: Good 4, Weather: Overcast, Rail Position: +3m Entire

Section	Overall	1200m	1000m	800m	600m	400m	200m						
Section Times	1:25.25 [5] (0:14.00)	1:11.25 [8] (0:11.47)	0:59.78 [7] (0:12.04)	0:47.74 [7] (0:12.31)	0:35.43 [7] (0:11.62)	0:23.81 [6] (0:11.43)	0:12.38 [3] (0:12.38)						
Average Speed [km/h]	51.4	63.0	60.4	60.1	62.8	63.0	58.1						
Top Speed [km/h]	65.2	65.3	61.6	60.8	64.6	64.5	60.8						
Avg. Dist. to Rail [m]	4.6	4.0	4.0	4.3	2.8	4.9	6.5						
Avg. Stride Freq. [Hz]	2.2	2.3	2.2	2.2	2.3	2.3	2.2						
Avg. Stride Length [m]	5.7	7.3	7.4	7.5	7.5	7.6	7.4						



- [ ] Ranking at each section and finish
- .-.- No data available at this section
- NA No data available



Horse/Jockey Name	Rocking Frocks
Final Rank	6
Fastest Section Time (Section)	0:11.48 (1200m)
Top Speed [km/h] (Section)	65.2 (Overall)
Race State	Finished



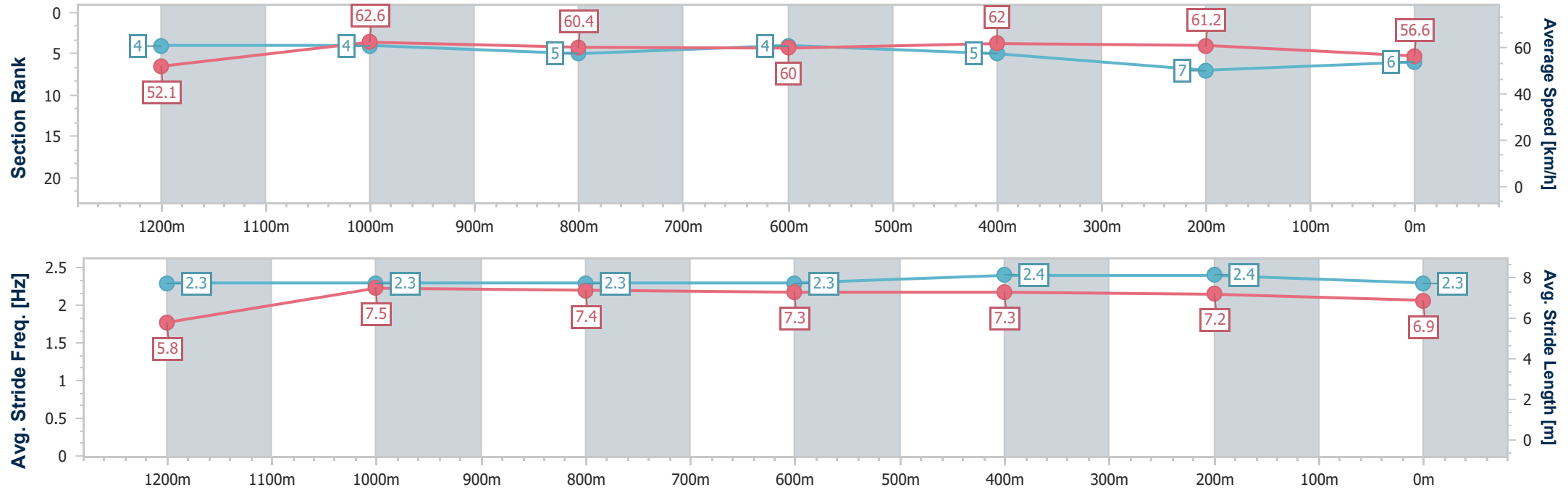
Sunshine CoastProfessional  
Race 5: MARTIN COLLINS AUSTRALIA Maiden Handicap -  
1400m



01 January 2026 - 15:14

Track Rating: Good 4, Weather: Overcast, Rail Position: +3m Entire

Section	Overall	1200m	1000m	800m	600m	400m	200m						
Section Times	1:25.73 [6] (0:13.86)	1:11.87 [4] (0:11.48)	1:00.39 [4] (0:12.01)	0:48.38 [5] (0:12.16)	0:36.22 [4] (0:11.75)	0:24.47 [5] (0:11.76)	0:12.71 [7] (0:12.71)						
Average Speed [km/h]	52.1	62.6	60.4	60.0	62.0	61.2	56.6						
Top Speed [km/h]	65.2	64.7	61.8	62.2	63.4	62.3	59.9						
Avg. Dist. to Rail [m]	6.4	3.5	3.2	2.3	1.6	3.3	4.8						
Avg. Stride Freq. [Hz]	2.3	2.3	2.3	2.3	2.4	2.4	2.3						
Avg. Stride Length [m]	5.8	7.5	7.4	7.3	7.3	7.2	6.9						



- [ ] Ranking at each section and finish
- .-.- No data available at this section
- NA No data available



Horse/Jockey Name	Evade The Game
Final Rank	7
Fastest Section Time (Section)	0:11.47 (1200m)
Top Speed [km/h] (Section)	65.1 (Overall)
Race State	Finished



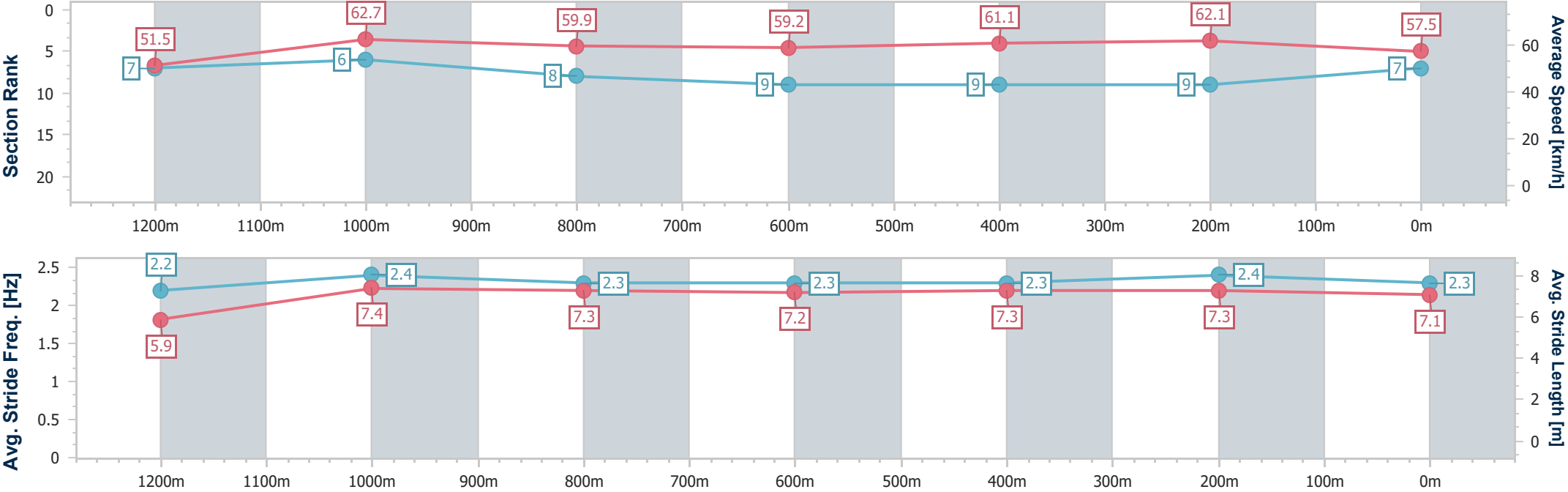
Sunshine CoastProfessional  
Race 5: MARTIN COLLINS AUSTRALIA Maiden Handicap -  
1400m



01 January 2026 - 15:14

Track Rating: Good 4, Weather: Overcast, Rail Position: +3m Entire

Section	Overall	1200m	1000m	800m	600m	400m	200m						
Section Times	1:25.85 [7] (0:13.99)	1:11.86 [7] (0:11.47)	1:00.39 [6] (0:12.07)	0:48.32 [8] (0:12.32)	0:36.00 [9] (0:11.86)	0:24.14 [9] (0:11.62)	0:12.52 [9] (0:12.52)						
Average Speed [km/h]	51.5	62.7	59.9	59.2	61.1	62.1	57.5						
Top Speed [km/h]	65.1	65.1	61.0	60.1	63.4	63.3	59.7						
Avg. Dist. to Rail [m]	3.3	2.6	2.4	1.7	1.6	2.5	6.5						
Avg. Stride Freq. [Hz]	2.2	2.4	2.3	2.3	2.3	2.4	2.3						
Avg. Stride Length [m]	5.9	7.4	7.3	7.2	7.3	7.3	7.1						



- [ ] Ranking at each section and finish
- .-.- No data available at this section
- NA No data available



Horse/Jockey Name	Kobability
Final Rank	8
Fastest Section Time (Section)	0:11.31 (1200m)
Top Speed [km/h] (Section)	65.1 (1200m)
Race State	Finished



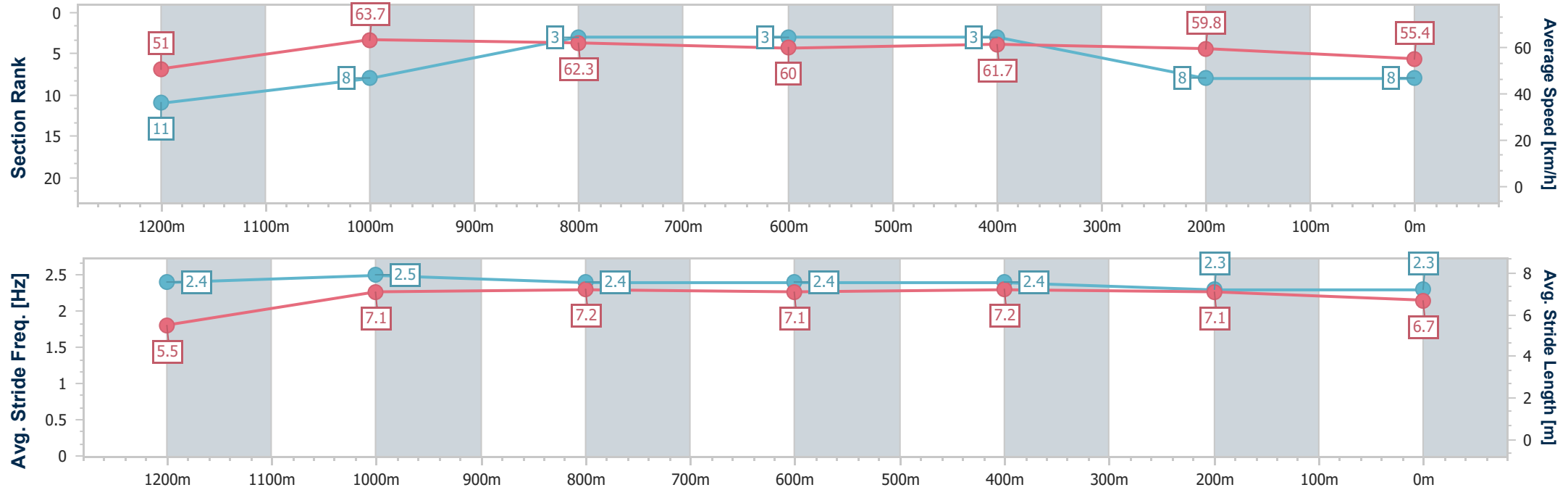
Sunshine CoastProfessional  
Race 5: MARTIN COLLINS AUSTRALIA Maiden Handicap -  
1400m



01 January 2026 - 15:14

Track Rating: Good 4, Weather: Overcast, Rail Position: +3m Entire

Section	Overall	1200m	1000m	800m	600m	400m	200m						
Section Times	1:26.16 [8] (0:14.18)	1:11.98 [11] (0:11.31)	1:00.67 [8] (0:11.63)	0:49.04 [3] (0:12.18)	0:36.86 [3] (0:11.84)	0:25.02 [3] (0:12.04)	0:12.98 [8] (0:12.98)						
Average Speed [km/h]	51.0	63.7	62.3	60.0	61.7	59.8	55.4						
Top Speed [km/h]	64.8	65.1	64.9	62.4	62.7	62.2	57.7						
Avg. Dist. to Rail [m]	13.0	6.3	4.3	2.8	2.4	5.9	8.6						
Avg. Stride Freq. [Hz]	2.4	2.5	2.4	2.4	2.4	2.3	2.3						
Avg. Stride Length [m]	5.5	7.1	7.2	7.1	7.2	7.1	6.7						



- [ ] Ranking at each section and finish
- .-.- No data available at this section
- NA No data available



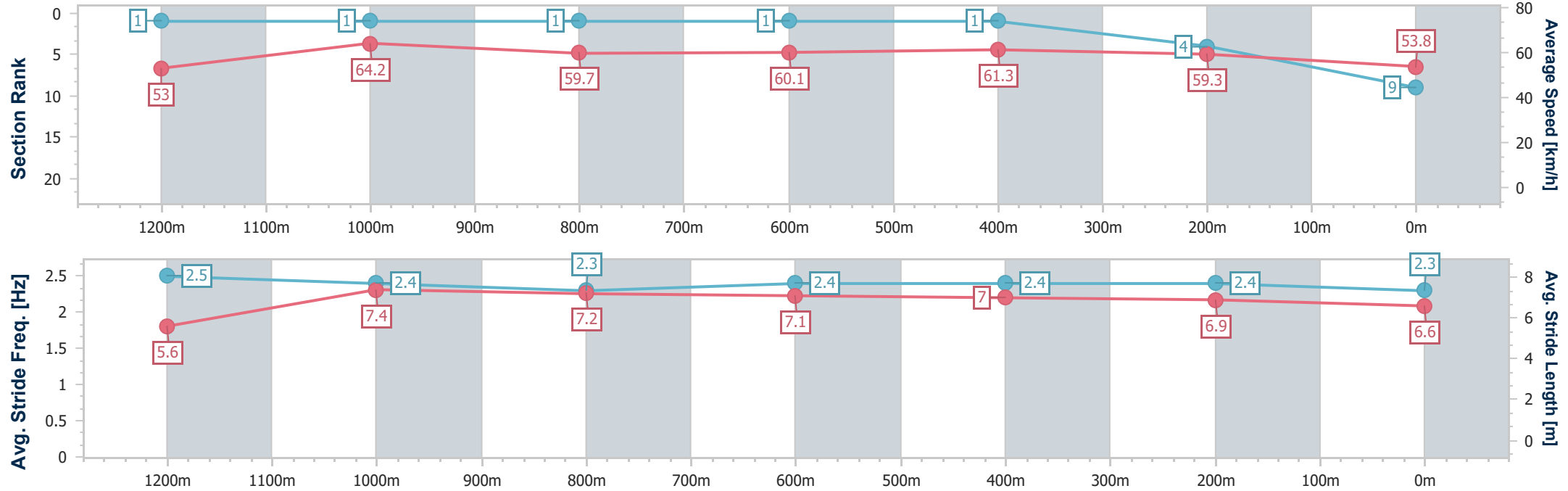
Horse/Jockey Name	Gunnie Gunfighter
Final Rank	9
Fastest Section Time (Section)	0:11.21 (1200m)
Top Speed [km/h] (Section)	67.3 (Overall)
Race State	Finished



Sunshine CoastProfessional  
Race 5: MARTIN COLLINS AUSTRALIA Maiden Handicap -  
1400m  
01 January 2026 - 15:14  
Track Rating: Good 4, Weather: Overcast, Rail Position: +3m Entire



Section	Overall	1200m	1000m	800m	600m	400m	200m						
Section Times	1:26.31 [9] (0:13.60)	1:12.71 [1] (0:11.21)	1:01.50 [1] (0:12.11)	0:49.39 [1] (0:12.10)	0:37.29 [1] (0:11.80)	0:25.49 [1] (0:12.12)	0:13.37 [4] (0:13.37)						
Average Speed [km/h]	53.0	64.2	59.7	60.1	61.3	59.3	53.8						
Top Speed [km/h]	67.3	66.5	60.7	61.4	62.1	61.5	57.2						
Avg. Dist. to Rail [m]	14.0	4.9	2.2	1.4	0.6	1.9	3.1						
Avg. Stride Freq. [Hz]	2.5	2.4	2.3	2.4	2.4	2.4	2.3						
Avg. Stride Length [m]	5.6	7.4	7.2	7.1	7.0	6.9	6.6						





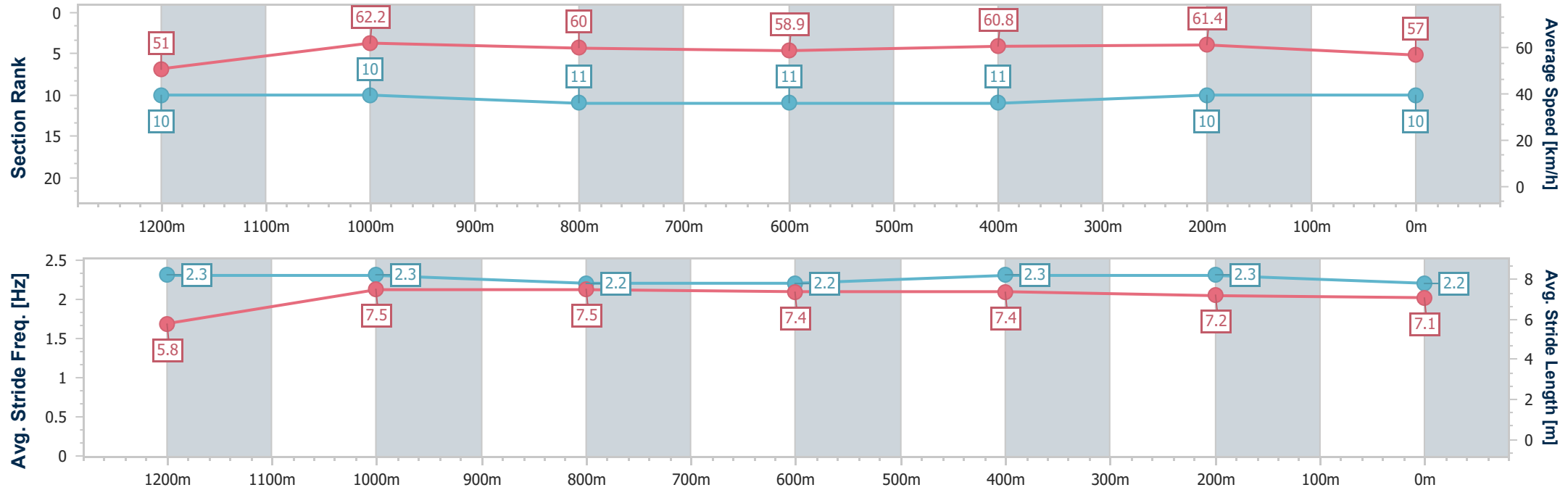
Horse/Jockey Name	Espoir Da Tap
Final Rank	10
Fastest Section Time (Section)	0:11.54 (1200m)
Top Speed [km/h] (Section)	64.7 (Overall)
Race State	Finished



Sunshine CoastProfessional  
Race 5: MARTIN COLLINS AUSTRALIA Maiden Handicap -  
1400m  
01 January 2026 - 15:14  
Track Rating: Good 4, Weather: Overcast, Rail Position: +3m Entire



Section	Overall	1200m	1000m	800m	600m	400m	200m						
Section Times	1:26.41 [10] (0:14.14)	1:12.27 [10] (0:11.54)	1:00.73 [10] (0:12.09)	0:48.64 [11] (0:12.33)	0:36.31 [11] (0:11.98)	0:24.33 [11] (0:11.69)	0:12.64 [10] (0:12.64)						
Average Speed [km/h]	51.0	62.2	60.0	58.9	60.8	61.4	57.0						
Top Speed [km/h]	64.7	64.0	60.9	60.5	62.0	62.7	59.2						
Avg. Dist. to Rail [m]	6.4	3.2	2.4	1.8	1.2	2.3	2.3						
Avg. Stride Freq. [Hz]	2.3	2.3	2.2	2.2	2.3	2.3	2.2						
Avg. Stride Length [m]	5.8	7.5	7.5	7.4	7.4	7.2	7.1						





Horse/Jockey Name	Narukami
Final Rank	11
Fastest Section Time (Section)	0:11.52 (400m)
Top Speed [km/h] (Section)	63.8 (Overall)
Race State	Finished



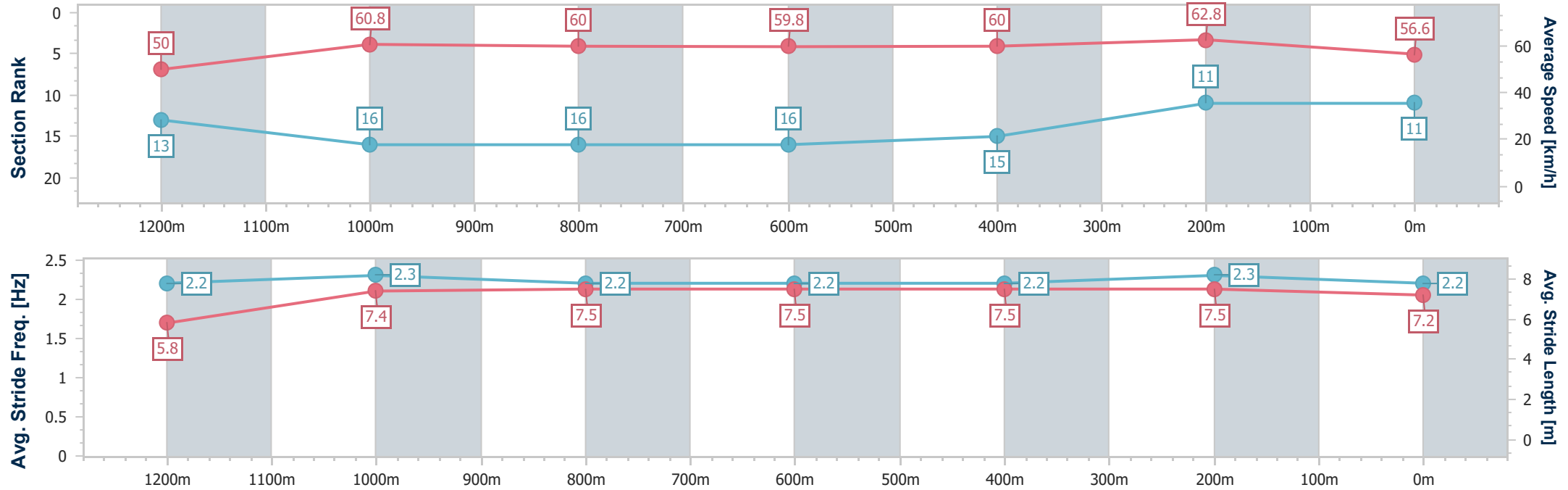
Sunshine CoastProfessional  
Race 5: MARTIN COLLINS AUSTRALIA Maiden Handicap -  
1400m



01 January 2026 - 15:14

Track Rating: Good 4, Weather: Overcast, Rail Position: +3m Entire

Section	Overall	1200m	1000m	800m	600m	400m	200m						
Section Times	1:26.89 [11] (0:14.43)	1:12.46 [13] (0:11.85)	1:00.61 [16] (0:12.10)	0:48.51 [16] (0:12.23)	0:36.28 [16] (0:12.07)	0:24.21 [15] (0:11.52)	0:12.69 [11] (0:12.69)						
Average Speed [km/h]	50.0	60.8	60.0	59.8	60.0	62.8	56.6						
Top Speed [km/h]	63.8	63.6	60.5	60.5	61.1	63.6	60.6						
Avg. Dist. to Rail [m]	10.6	5.4	3.3	2.6	1.5	3.8	6.2						
Avg. Stride Freq. [Hz]	2.2	2.3	2.2	2.2	2.2	2.3	2.2						
Avg. Stride Length [m]	5.8	7.4	7.5	7.5	7.5	7.5	7.2						



- [ ] Ranking at each section and finish
- .-.- No data available at this section
- NA No data available





Horse/Jockey Name	Torque So Rare
Final Rank	12
Fastest Section Time (Section)	0:11.47 (1200m)
Top Speed [km/h] (Section)	64.9 (1200m)
Race State	Finished



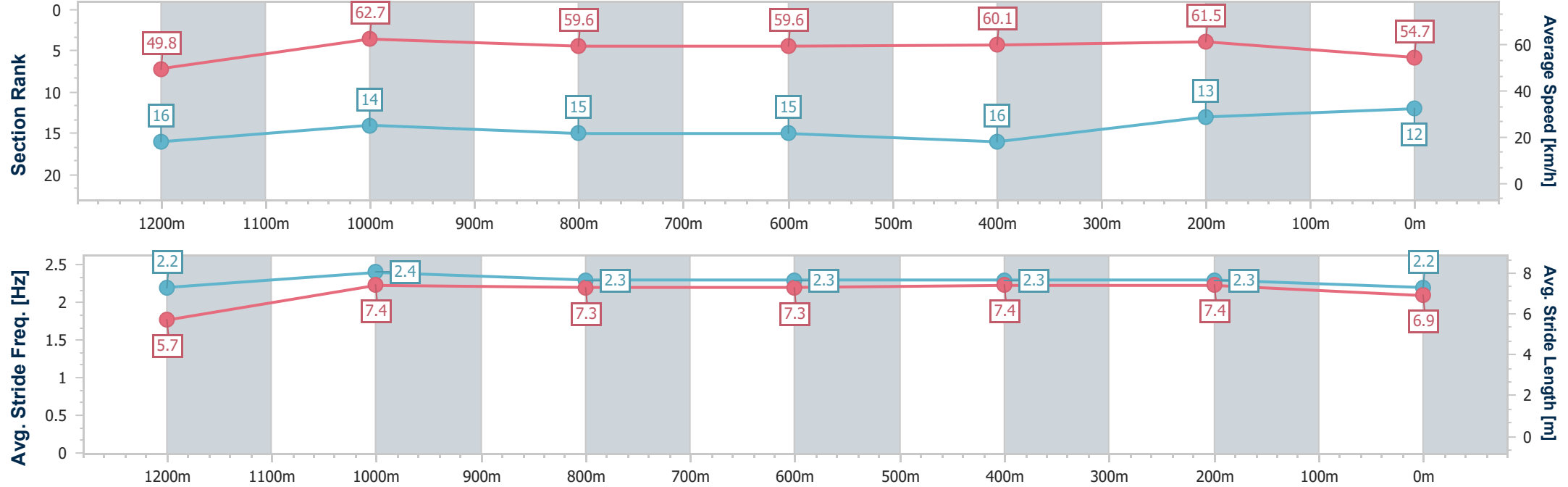
Sunshine CoastProfessional  
Race 5: MARTIN COLLINS AUSTRALIA Maiden Handicap -  
1400m



01 January 2026 - 15:14

Track Rating: Good 4, Weather: Overcast, Rail Position: +3m Entire

Section	Overall	1200m	1000m	800m	600m	400m	200m						
Section Times	1:27.61 [12] (0:14.50)	1:13.11 [16] (0:11.47)	1:01.64 [14] (0:12.17)	0:49.47 [15] (0:12.42)	0:37.05 [15] (0:12.19)	0:24.86 [16] (0:11.72)	0:13.14 [13] (0:13.14)						
Average Speed [km/h]	49.8	62.7	59.6	59.6	60.1	61.5	54.7						
Top Speed [km/h]	63.7	64.9	60.5	60.3	60.8	62.4	59.4						
Avg. Dist. to Rail [m]	8.1	3.2	3.3	4.1	3.2	6.2	4.7						
Avg. Stride Freq. [Hz]	2.2	2.4	2.3	2.3	2.3	2.3	2.2						
Avg. Stride Length [m]	5.7	7.4	7.3	7.3	7.4	7.4	6.9						



- [ ] Ranking at each section and finish
- .-.- No data available at this section
- NA No data available



Horse/Jockey Name	Sak The Writer
Final Rank	13
Fastest Section Time (Section)	0:11.69 (1200m)
Top Speed [km/h] (Section)	63.3 (Overall)
Race State	Finished



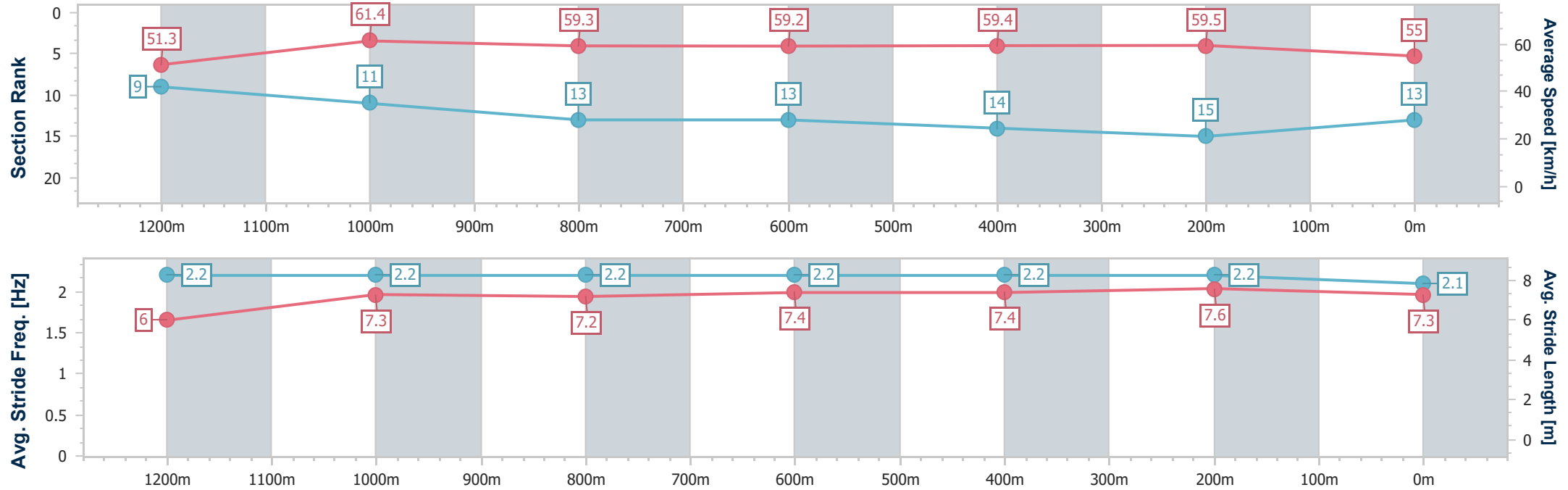
Sunshine CoastProfessional  
Race 5: MARTIN COLLINS AUSTRALIA Maiden Handicap -  
1400m



01 January 2026 - 15:14

Track Rating: Good 4, Weather: Overcast, Rail Position: +3m Entire

Section	Overall	1200m	1000m	800m	600m	400m	200m						
Section Times	1:27.84 [13] (0:14.09)	1:13.75 [9] (0:11.69)	1:02.06 [11] (0:12.22)	0:49.84 [13] (0:12.38)	0:37.46 [13] (0:12.23)	0:25.23 [14] (0:12.12)	0:13.11 [15] (0:13.11)						
Average Speed [km/h]	51.3	61.4	59.3	59.2	59.4	59.5	55.0						
Top Speed [km/h]	63.3	63.3	61.3	59.8	60.2	59.9	58.8						
Avg. Dist. to Rail [m]	8.4	4.3	3.2	2.6	2.0	3.4	4.4						
Avg. Stride Freq. [Hz]	2.2	2.2	2.2	2.2	2.2	2.2	2.1						
Avg. Stride Length [m]	6.0	7.3	7.2	7.4	7.4	7.6	7.3						



- [ ] Ranking at each section and finish
- .-.- No data available at this section
- NA No data available



Horse/Jockey Name	Battle Worthy
Final Rank	14
Fastest Section Time (Section)	0:11.56 (1200m)
Top Speed [km/h] (Section)	64.0 (1200m)
Race State	Finished



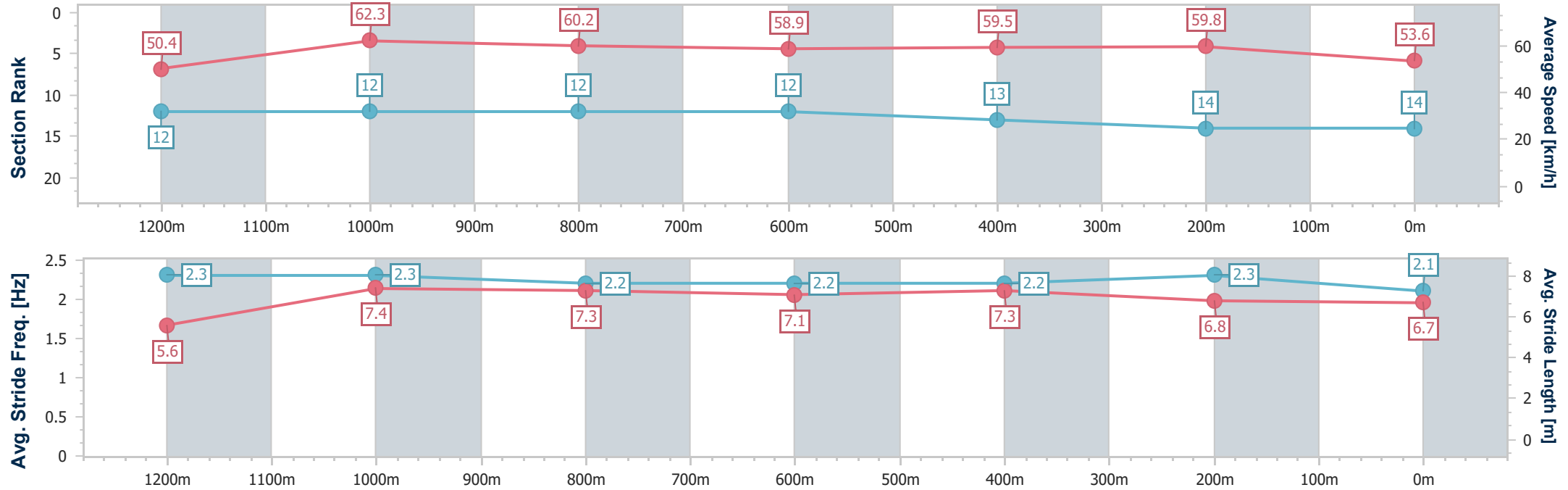
Sunshine CoastProfessional  
Race 5: MARTIN COLLINS AUSTRALIA Maiden Handicap -  
1400m



01 January 2026 - 15:14

Track Rating: Good 4, Weather: Overcast, Rail Position: +3m Entire

Section	Overall	1200m	1000m	800m	600m	400m	200m						
Section Times	1:27.98 [14] (0:14.28)	1:13.70 [12] (0:11.56)	1:02.14 [12] (0:12.09)	0:50.05 [12] (0:12.39)	0:37.66 [12] (0:12.20)	0:25.46 [13] (0:12.07)	0:13.39 [14] (0:13.39)						
Average Speed [km/h]	50.4	62.3	60.2	58.9	59.5	59.8	53.6						
Top Speed [km/h]	63.9	64.0	61.0	61.0	60.2	60.7	56.8						
Avg. Dist. to Rail [m]	7.8	5.4	4.5	2.3	1.7	3.4	6.2						
Avg. Stride Freq. [Hz]	2.3	2.3	2.2	2.2	2.2	2.3	2.1						
Avg. Stride Length [m]	5.6	7.4	7.3	7.1	7.3	6.8	6.7						



- [ ] Ranking at each section and finish
- .-.- No data available at this section
- NA No data available



Horse/Jockey Name	Tuscaloosa Chief
Final Rank	15
Fastest Section Time (Section)	0:11.42 (1200m)
Top Speed [km/h] (Section)	65.5 (Overall)
Race State	Finished



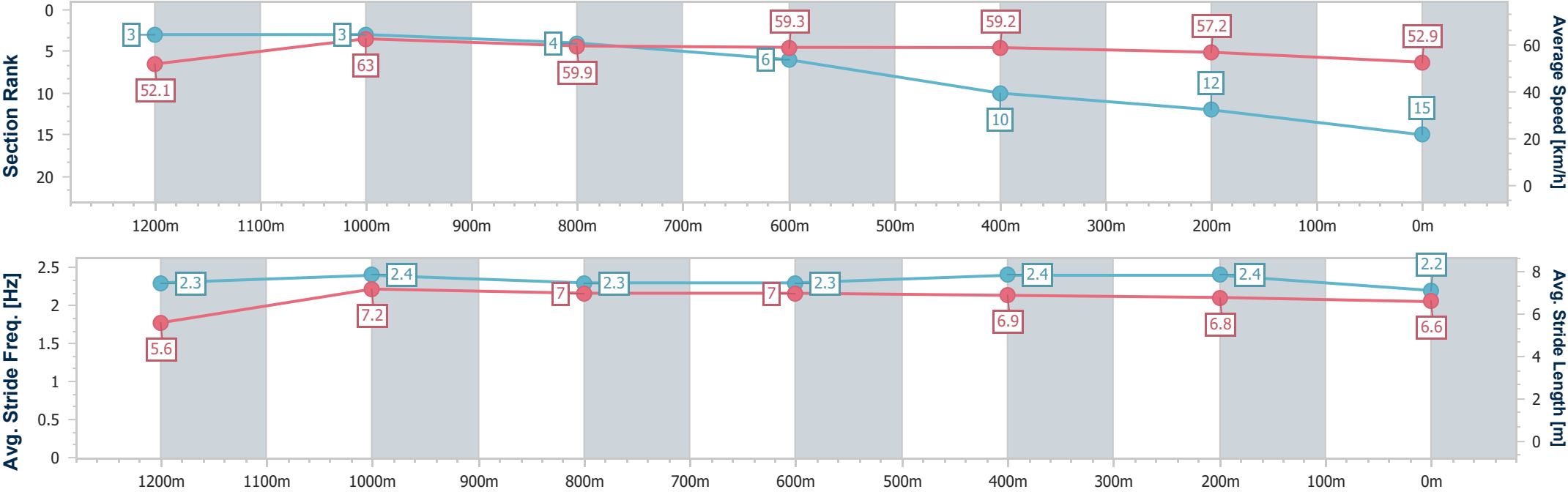
Sunshine CoastProfessional  
Race 5: MARTIN COLLINS AUSTRALIA Maiden Handicap -  
1400m



01 January 2026 - 15:14

Track Rating: Good 4, Weather: Overcast, Rail Position: +3m Entire

Section	Overall	1200m	1000m	800m	600m	400m	200m						
Section Times	1:28.05 [15] (0:13.80)	1:14.25 [3] (0:11.42)	1:02.83 [3] (0:12.13)	0:50.70 [4] (0:12.29)	0:38.41 [6] (0:12.21)	0:26.20 [10] (0:12.57)	0:13.63 [12] (0:13.63)						
Average Speed [km/h]	52.1	63.0	59.9	59.3	59.2	57.2	52.9						
Top Speed [km/h]	65.5	65.3	61.8	60.0	60.1	58.7	55.2						
Avg. Dist. to Rail [m]	5.7	3.0	2.6	2.1	0.8	1.1	2.8						
Avg. Stride Freq. [Hz]	2.3	2.4	2.3	2.3	2.4	2.4	2.2						
Avg. Stride Length [m]	5.6	7.2	7.0	7.0	6.9	6.8	6.6						





Horse/Jockey Name	Val De Grise
Final Rank	16
Fastest Section Time (Section)	0:11.55 (1200m)
Top Speed [km/h] (Section)	65.1 (1200m)
Race State	Finished



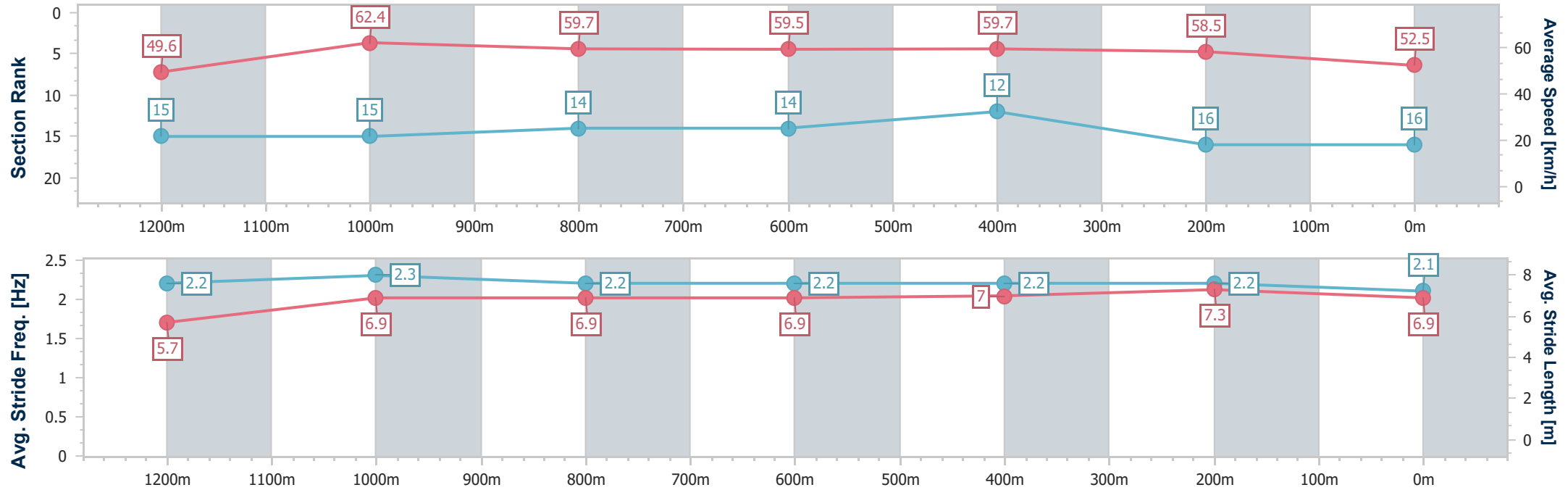
Sunshine CoastProfessional  
Race 5: MARTIN COLLINS AUSTRALIA Maiden Handicap -  
1400m



01 January 2026 - 15:14

Track Rating: Good 4, Weather: Overcast, Rail Position: +3m Entire

Section	Overall	1200m	1000m	800m	600m	400m	200m						
Section Times	1:28.53 [16] (0:14.48)	1:14.05 [15] (0:11.55)	1:02.50 [15] (0:12.11)	0:50.39 [14] (0:12.27)	0:38.12 [14] (0:12.09)	0:26.03 [12] (0:12.34)	0:13.69 [16] (0:13.69)						
Average Speed [km/h]	49.6	62.4	59.7	59.5	59.7	58.5	52.5						
Top Speed [km/h]	64.6	65.1	60.7	60.2	60.5	59.1	58.1						
Avg. Dist. to Rail [m]	4.0	2.5	2.3	1.8	0.9	2.0	3.3						
Avg. Stride Freq. [Hz]	2.2	2.3	2.2	2.2	2.2	2.2	2.1						
Avg. Stride Length [m]	5.7	6.9	6.9	6.9	7.0	7.3	6.9						



- [ ] Ranking at each section and finish
- .-.- No data available at this section
- NA No data available



Sunshine Coast Professional  
Race 6: ACCESS INSULATION SUNSHINE COAST BENCHMARK 68  
Handicap - 1400m  
01 January 2026 - 15:52



Track Rating: Good 4, Weather: Overcast, Rail Position: +3m Entire

Section						Overall	1200m	1000m	800m	600m	400m	Last 600m	
Field Times						1:24.18 (0:13.57)	1:10.61 (0:10.88)	0:59.73 (0:11.41)	0:48.32 (0:11.84)	0:36.48 (0:11.87)	0:24.61 (0:11.96)	0:36.48	
Rank	TAB	Horse/Jockey	Barrier	Top Speed [km/h]	Fastest Section								Distance Travelled [m]
1	10	HEADHUNTER	3	66.2	0:11.07	1:24.18 [1]	1:10.19 [4]	0:59.12 [4]	0:47.68 [4]	0:35.98 [4]	0:24.25 [4]	0:35.98	
		Jag Guthmann-Chester		1200m	1200m	(0:13.99)	(0:11.07)	(0:11.44)	(0:11.70)	(0:11.73)	(0:11.60)		
2	8	TRAPEDO	2	65.8	0:11.12	1:24.34 [2]	1:10.08 [6]	0:58.96 [6]	0:47.54 [6]	0:35.91 [5]	0:24.17 [5]	0:35.91	-2
		Ben Thompson		1200m	1200m	(0:14.26)	(0:11.12)	(0:11.42)	(0:11.63)	(0:11.74)	(0:11.63)		
3	4	LONE ARTIST	4	66.7	0:11.06	1:24.38 [3]	1:10.54 [3]	0:59.48 [3]	0:48.11 [3]	0:36.34 [3]	0:24.59 [3]	0:36.34	-6
		Andrew Mallyon		1200m	1200m	(0:13.84)	(0:11.06)	(0:11.37)	(0:11.77)	(0:11.75)	(0:11.79)		
4	1	DON PEDRO	1	64.9	0:11.30	1:24.69 [4]	1:10.67 [5]	0:59.37 [5]	0:47.92 [5]	0:36.23 [6]	0:24.48 [6]	0:36.23	-4
		Jasper Franklin		Overall	1200m	(0:14.02)	(0:11.30)	(0:11.45)	(0:11.69)	(0:11.75)	(0:11.77)		
5	2	KATDEEL	7	68.0	0:10.87	1:25.06 [5]	1:11.35 [2]	1:00.48 [2]	0:49.08 [2]	0:37.23 [2]	0:25.33 [2]	0:37.23	-1
		Bella Youngberry		1200m	1200m	(0:13.71)	(0:10.87)	(0:11.40)	(0:11.85)	(0:11.90)	(0:11.91)		
6	6	PRESTAR	6	66.8	0:10.88	1:25.19 [6]	1:11.62 [1]	1:00.74 [1]	0:49.33 [1]	0:37.49 [1]	0:25.62 [1]	0:37.49	-4
		Michael Rodd		1200m	1200m	(0:13.57)	(0:10.88)	(0:11.41)	(0:11.84)	(0:11.87)	(0:12.09)		
7	11	CRACKER ESSGEE	5	64.3	0:11.33	1:25.32 [7]	1:11.04 [7]	0:59.71 [7]	0:48.02 [7]	0:36.45 [7]	0:24.85 [7]	0:36.45	-4
		Olivia Kendal		1200m	1200m	(0:14.28)	(0:11.33)	(0:11.69)	(0:11.57)	(0:11.60)	(0:11.86)		

Scratched: The Little Pumper (#3), Detrimental (#5), Aunty Rene (#9), Crackenthorpe (#7), Blue Allure (#12), War Too All (#13)



**Sunshine Coast Professional**  
**Race 6: ACCESS INSULATION SUNSHINE COAST BENCHMARK 68**  
**Handicap - 1400m**  
**01 January 2026 - 15:52**



Track Rating: Good 4, Weather: Overcast, Rail Position: +3m Entire

Section				200m				Last 600m	
Field Times				0:12.65		(0:12.65)		0:36.48	
Rank	TAB	Horse/Jockey	Barrier	Top Speed [km/h]	Fastest Section	Margin		Distance Travelled [m]	
1	10	HEADHUNTER	3	66.2	0:11.07	0:12.65 [1]	1:24.18	0:35.98	
		Jag Guthmann-Chester		1200m	1200m	(0:12.65)			
2	8	TRAPEDO	2	65.8	0:11.12	0:12.54 [5]	0.96L	0:35.91	-2
		Ben Thompson		1200m	1200m	(0:12.54)			
3	4	LONE ARTIST	4	66.7	0:11.06	0:12.80 [2]	1.18L	0:36.34	-6
		Andrew Mallyon		1200m	1200m	(0:12.80)			
4	1	DON PEDRO	1	64.9	0:11.30	0:12.71 [6]	3L	0:36.23	-4
		Jasper Franklin		Overall	1200m	(0:12.71)			
5	2	KATDEEL	7	68.0	0:10.87	0:13.42 [3]	5.18L	0:37.23	-1
		Bella Youngberry		1200m	1200m	(0:13.42)			
6	6	PRESTAR	6	66.8	0:10.88	0:13.53 [4]	5.98L	0:37.49	-4
		Michael Rodd		1200m	1200m	(0:13.53)			
7	11	CRACKER ESSGEE	5	64.3	0:11.33	0:12.99 [7]	6.76L	0:36.45	-4
		Olivia Kendal		1200m	1200m	(0:12.99)			

Scratched: The Little Pumper (#3), Detrimental (#5), Aunty Rene (#9), Crackenthorpe (#7), Blue Allure (#12), War Too All (#13)



Horse/Jockey Name	Headhunter
Final Rank	1
Fastest Section Time (Section)	0:11.07 (1200m)
Top Speed [km/h] (Section)	66.2 (1200m)
Race State	Finished



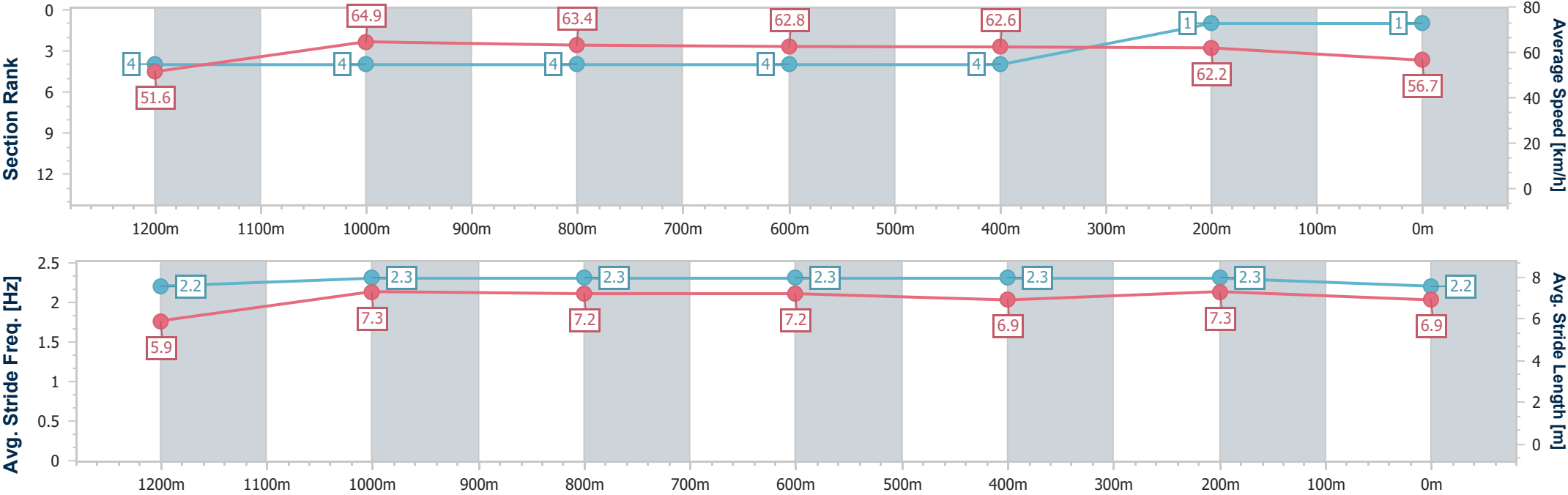
Sunshine CoastProfessional  
Race 6: ACCESS INSULATION SUNSHINE COAST  
BENCHMARK 68 Handicap - 1400m



01 January 2026 - 15:52

Track Rating: Good 4, Weather: Overcast, Rail Position: +3m Entire

Section	Overall	1200m	1000m	800m	600m	400m	200m						
Section Times	1:24.18 [1] (0:13.99)	1:10.19 [4] (0:11.07)	0:59.12 [4] (0:11.44)	0:47.68 [4] (0:11.70)	0:35.98 [4] (0:11.73)	0:24.25 [4] (0:11.60)	0:12.65 [1] (0:12.65)						
Average Speed [km/h]	51.6	64.9	63.4	62.8	62.6	62.2	56.7						
Top Speed [km/h]	64.5	66.2	64.3	63.2	63.0	63.3	60.0						
Avg. Dist. to Rail [m]	5.1	3.6	3.5	3.1	3.3	9.9	9.0						
Avg. Stride Freq. [Hz]	2.2	2.3	2.3	2.3	2.3	2.3	2.2						
Avg. Stride Length [m]	5.9	7.3	7.2	7.2	6.9	7.3	6.9						



- [ ] Ranking at each section and finish
- .-.- No data available at this section
- NA No data available





Horse/Jockey Name	Trapedo
Final Rank	2
Fastest Section Time (Section)	0:11.12 (1200m)
Top Speed [km/h] (Section)	65.8 (1200m)
Race State	Finished

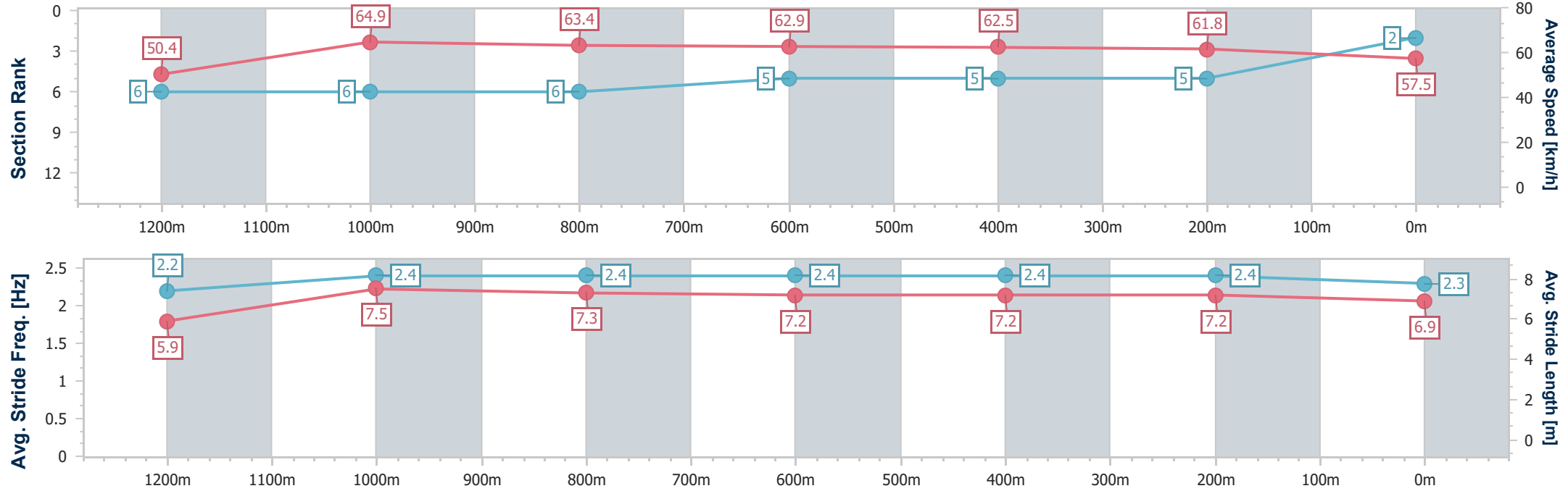


Sunshine CoastProfessional  
Race 6: ACCESS INSULATION SUNSHINE COAST  
BENCHMARK 68 Handicap - 1400m



01 January 2026 - 15:52  
Track Rating: Good 4, Weather: Overcast, Rail Position: +3m Entire

Section	Overall	1200m	1000m	800m	600m	400m	200m						
Section Times	1:24.34 [2] (0:14.26)	1:10.08 [6] (0:11.12)	0:58.96 [6] (0:11.42)	0:47.54 [6] (0:11.63)	0:35.91 [5] (0:11.74)	0:24.17 [5] (0:11.63)	0:12.54 [5] (0:12.54)						
Average Speed [km/h]	50.4	64.9	63.4	62.9	62.5	61.8	57.5						
Top Speed [km/h]	64.0	65.8	64.1	63.0	63.0	63.5	60.2						
Avg. Dist. to Rail [m]	4.6	3.4	3.4	2.6	3.2	6.5	5.0						
Avg. Stride Freq. [Hz]	2.2	2.4	2.4	2.4	2.4	2.4	2.3						
Avg. Stride Length [m]	5.9	7.5	7.3	7.2	7.2	7.2	6.9						



- [ ] Ranking at each section and finish
- .-.- No data available at this section
- NA No data available



Horse/Jockey Name	Lone Artist
Final Rank	3
Fastest Section Time (Section)	0:11.06 (1200m)
Top Speed [km/h] (Section)	66.7 (1200m)
Race State	Finished



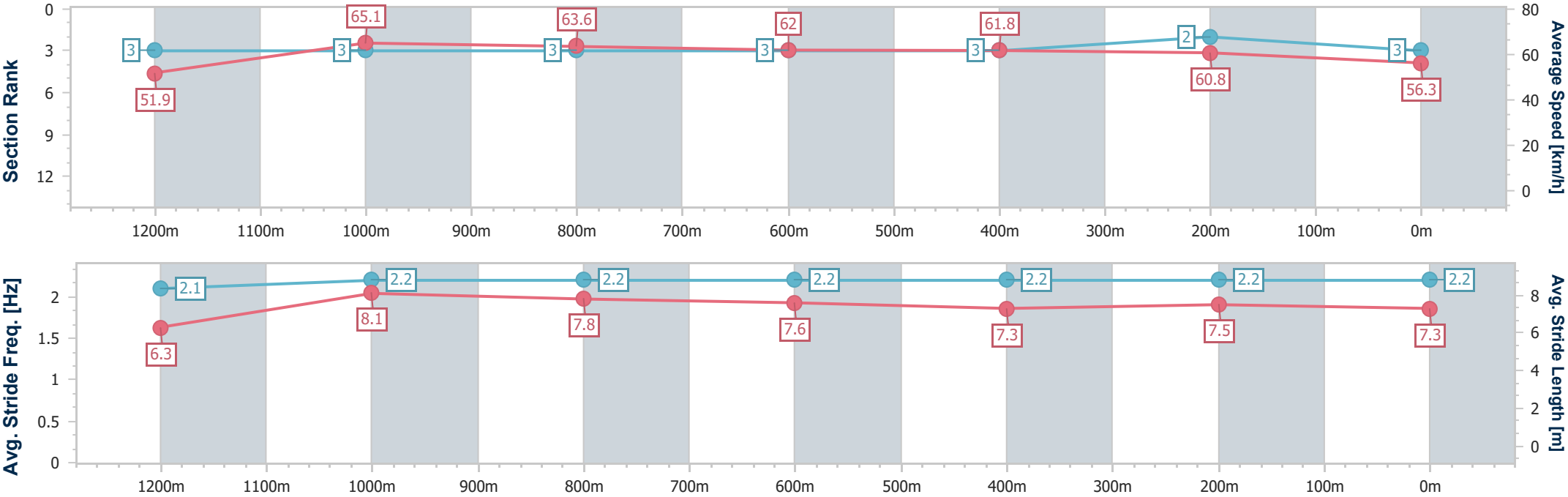
Sunshine CoastProfessional  
Race 6: ACCESS INSULATION SUNSHINE COAST  
BENCHMARK 68 Handicap - 1400m



01 January 2026 - 15:52

Track Rating: Good 4, Weather: Overcast, Rail Position: +3m Entire

Section	Overall	1200m	1000m	800m	600m	400m	200m						
Section Times	1:24.38 [3] (0:13.84)	1:10.54 [3] (0:11.06)	0:59.48 [3] (0:11.37)	0:48.11 [3] (0:11.77)	0:36.34 [3] (0:11.75)	0:24.59 [3] (0:11.79)	0:12.80 [2] (0:12.80)						
Average Speed [km/h]	51.9	65.1	63.6	62.0	61.8	60.8	56.3						
Top Speed [km/h]	66.3	66.7	64.5	62.6	62.6	62.1	59.0						
Avg. Dist. to Rail [m]	6.1	3.0	2.5	1.8	1.4	4.7	5.2						
Avg. Stride Freq. [Hz]	2.1	2.2	2.2	2.2	2.2	2.2	2.2						
Avg. Stride Length [m]	6.3	8.1	7.8	7.6	7.3	7.5	7.3						



- [ ] Ranking at each section and finish
- .-.- No data available at this section
- NA No data available



Horse/Jockey Name	Don Pedro
Final Rank	4
Fastest Section Time (Section)	0:11.30 (1200m)
Top Speed [km/h] (Section)	64.9 (Overall)
Race State	Finished



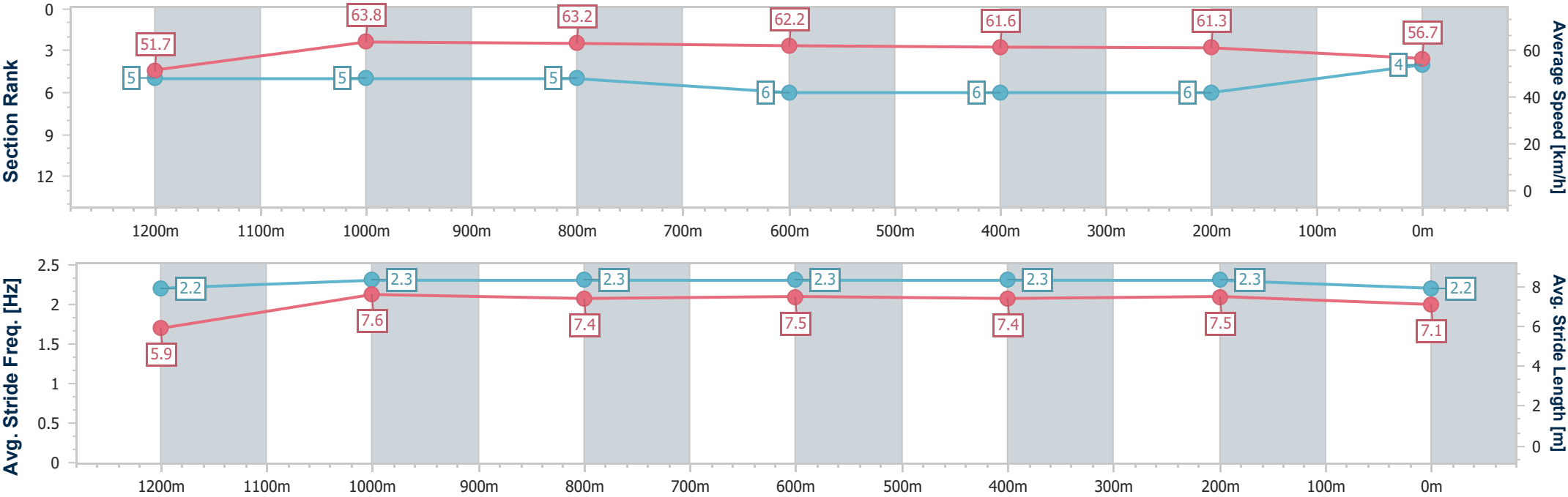
Sunshine CoastProfessional  
Race 6: ACCESS INSULATION SUNSHINE COAST  
BENCHMARK 68 Handicap - 1400m



01 January 2026 - 15:52

Track Rating: Good 4, Weather: Overcast, Rail Position: +3m Entire

Section	Overall	1200m	1000m	800m	600m	400m	200m						
Section Times	1:24.69 [4] (0:14.02)	1:10.67 [5] (0:11.30)	0:59.37 [5] (0:11.45)	0:47.92 [5] (0:11.69)	0:36.23 [6] (0:11.75)	0:24.48 [6] (0:11.77)	0:12.71 [6] (0:12.71)						
Average Speed [km/h]	51.7	63.8	63.2	62.2	61.6	61.3	56.7						
Top Speed [km/h]	64.9	64.8	63.9	62.5	62.4	61.8	59.8						
Avg. Dist. to Rail [m]	3.1	2.4	2.2	1.5	1.2	3.5	2.5						
Avg. Stride Freq. [Hz]	2.2	2.3	2.3	2.3	2.3	2.3	2.2						
Avg. Stride Length [m]	5.9	7.6	7.4	7.5	7.4	7.5	7.1						



- [ ] Ranking at each section and finish
- .-.- No data available at this section
- NA No data available



Horse/Jockey Name	Katdeel
Final Rank	5
Fastest Section Time (Section)	0:10.87 (1200m)
Top Speed [km/h] (Section)	68.0 (1200m)
Race State	Finished



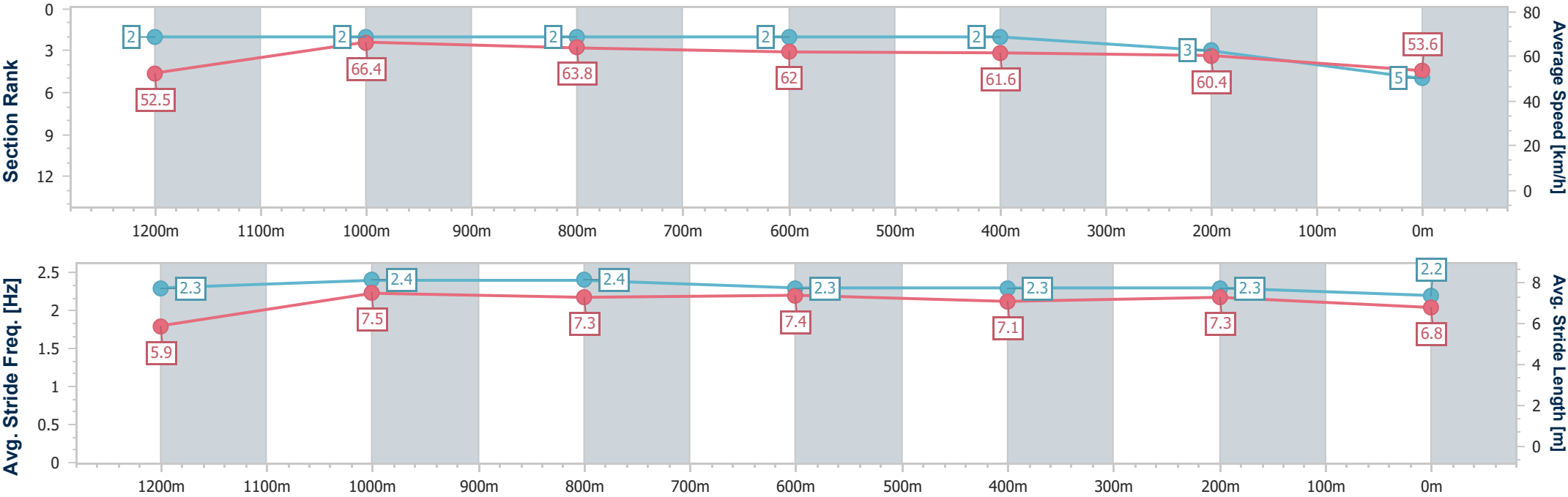
Sunshine CoastProfessional  
Race 6: ACCESS INSULATION SUNSHINE COAST  
BENCHMARK 68 Handicap - 1400m



01 January 2026 - 15:52

Track Rating: Good 4, Weather: Overcast, Rail Position: +3m Entire

Section	Overall	1200m	1000m	800m	600m	400m	200m						
Section Times	1:25.06 [5] (0:13.71)	1:11.35 [2] (0:10.87)	1:00.48 [2] (0:11.40)	0:49.08 [2] (0:11.85)	0:37.23 [2] (0:11.90)	0:25.33 [2] (0:11.91)	0:13.42 [3] (0:13.42)						
Average Speed [km/h]	52.5	66.4	63.8	62.0	61.6	60.4	53.6						
Top Speed [km/h]	67.9	68.0	65.4	62.7	61.9	61.6	57.5						
Avg. Dist. to Rail [m]	9.1	4.3	3.9	3.4	3.0	7.3	8.1						
Avg. Stride Freq. [Hz]	2.3	2.4	2.4	2.3	2.3	2.3	2.2						
Avg. Stride Length [m]	5.9	7.5	7.3	7.4	7.1	7.3	6.8						



- [ ] Ranking at each section and finish
- .-.- No data available at this section
- NA No data available



Horse/Jockey Name	Prestar
Final Rank	6
Fastest Section Time (Section)	0:10.88 (1200m)
Top Speed [km/h] (Section)	66.8 (1200m)
Race State	Finished



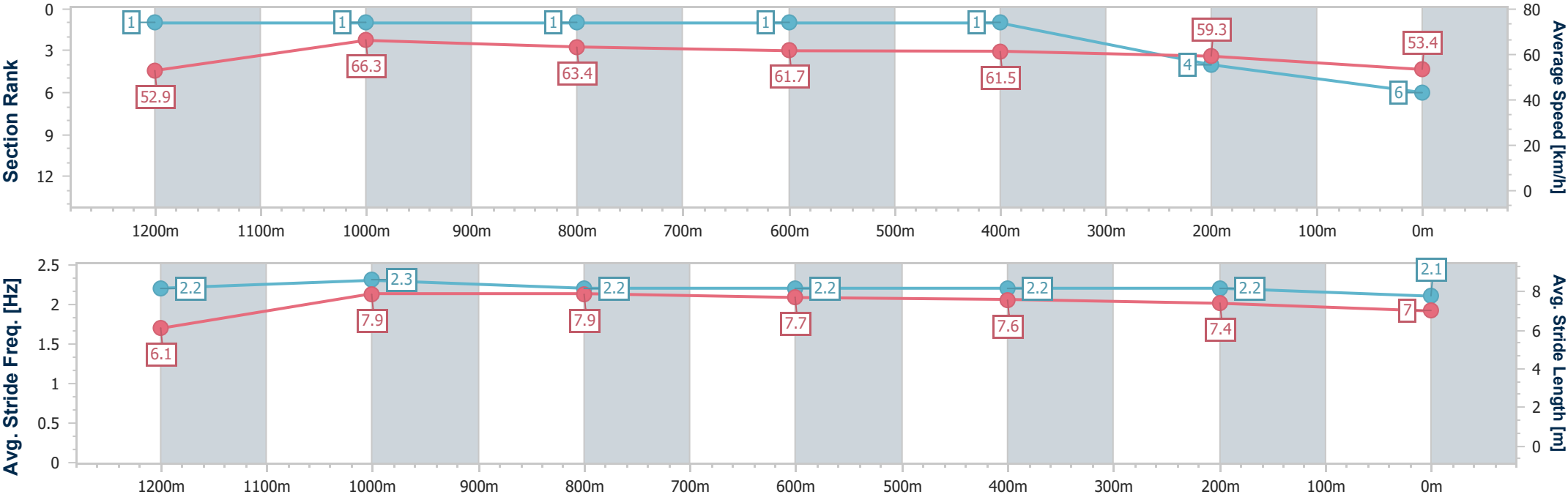
Sunshine CoastProfessional  
Race 6: ACCESS INSULATION SUNSHINE COAST  
BENCHMARK 68 Handicap - 1400m



01 January 2026 - 15:52

Track Rating: Good 4, Weather: Overcast, Rail Position: +3m Entire

Section	Overall	1200m	1000m	800m	600m	400m	200m						
Section Times	1:25.19 [6] (0:13.57)	1:11.62 [1] (0:10.88)	1:00.74 [1] (0:11.41)	0:49.33 [1] (0:11.84)	0:37.49 [1] (0:11.87)	0:25.62 [1] (0:12.09)	0:13.53 [4] (0:13.53)						
Average Speed [km/h]	52.9	66.3	63.4	61.7	61.5	59.3	53.4						
Top Speed [km/h]	65.6	66.8	65.2	62.6	61.9	61.2	56.6						
Avg. Dist. to Rail [m]	8.0	3.0	2.9	2.3	2.1	5.9	6.4						
Avg. Stride Freq. [Hz]	2.2	2.3	2.2	2.2	2.2	2.2	2.1						
Avg. Stride Length [m]	6.1	7.9	7.9	7.7	7.6	7.4	7.0						



- [ ] Ranking at each section and finish
- .-.- No data available at this section
- NA No data available



Horse/Jockey Name	Cracker Essgee
Final Rank	7
Fastest Section Time (Section)	0:11.33 (1200m)
Top Speed [km/h] (Section)	64.3 (1200m)
Race State	Finished



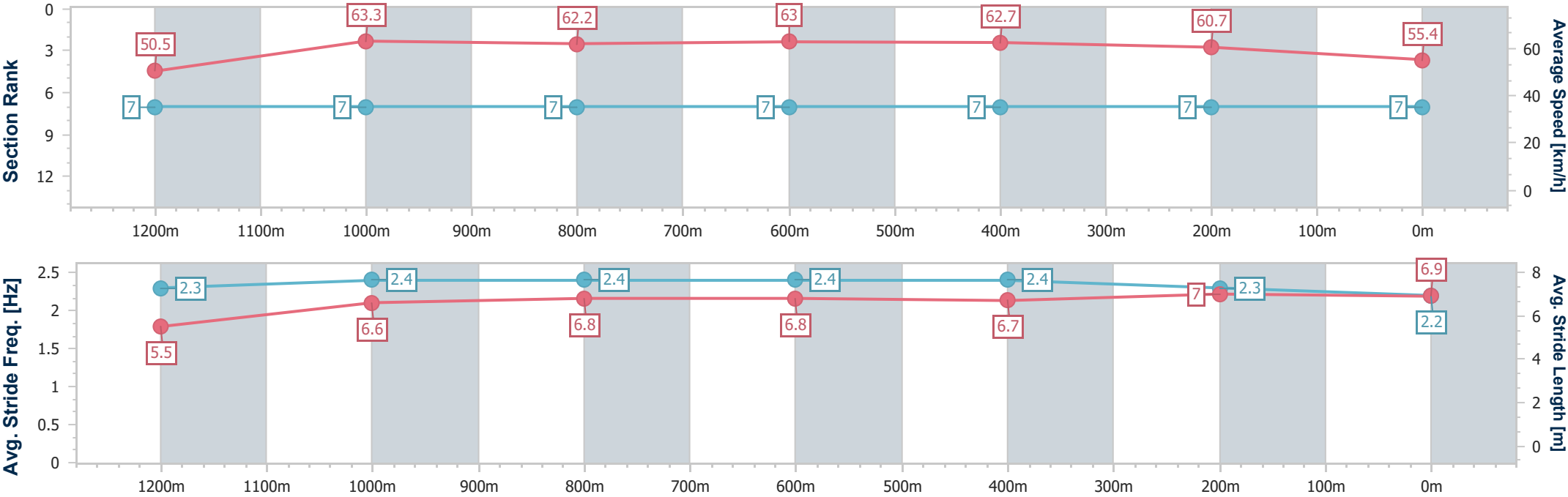
Sunshine CoastProfessional  
Race 6: ACCESS INSULATION SUNSHINE COAST  
BENCHMARK 68 Handicap - 1400m



01 January 2026 - 15:52

Track Rating: Good 4, Weather: Overcast, Rail Position: +3m Entire

Section	Overall	1200m	1000m	800m	600m	400m	200m						
Section Times	1:25.32 [7] (0:14.28)	1:11.04 [7] (0:11.33)	0:59.71 [7] (0:11.69)	0:48.02 [7] (0:11.57)	0:36.45 [7] (0:11.60)	0:24.85 [7] (0:11.86)	0:12.99 [7] (0:12.99)						
Average Speed [km/h]	50.5	63.3	62.2	63.0	62.7	60.7	55.4						
Top Speed [km/h]	63.4	64.3	64.1	63.3	63.4	62.3	58.5						
Avg. Dist. to Rail [m]	7.8	4.6	3.5	2.0	1.9	5.6	5.0						
Avg. Stride Freq. [Hz]	2.3	2.4	2.4	2.4	2.4	2.3	2.2						
Avg. Stride Length [m]	5.5	6.6	6.8	6.8	6.7	7.0	6.9						



Track Rating: Good 4, Weather: Overcast, Rail Position: +3m Entire

Section						Overall	1000m	800m	600m	400m	200m	Last 600m	
Field Times						1:11.91 (0:13.46)	0:58.45 (0:11.79)	0:46.66 (0:12.03)	0:34.63 (0:11.54)	0:23.09 (0:11.20)	0:11.89 (0:11.89)	0:34.63	
Rank	TAB	Horse/Jockey	Barrier	Top Speed [km/h]	Fastest Section							Margin	Distance Travelled [m]
1	10	BLUE ALLURE	1	66.8	0:10.98	1:11.91 [1]	0:57.85 [5]	0:46.01 [5]	0:33.99 [5]	0:22.61 [7]	0:11.63 [5]	1:11.91	0:33.99
		Daniel Moor		400m	400m	(0:14.06)	(0:11.84)	(0:12.02)	(0:11.38)	(0:10.98)	(0:11.63)		
2	3	SIMPLY EXCELS	5	66.7	0:11.03	1:11.96 [2]	0:58.02 [4]	0:46.22 [4]	0:34.30 [4]	0:22.92 [3]	0:11.89 [3]	0.3L	0:34.30 +13
		Ryan Maloney		400m	400m	(0:13.94)	(0:11.80)	(0:11.92)	(0:11.38)	(0:11.03)	(0:11.89)		
3	5	CORRUPTED	7	68.4	0:10.87	1:12.10 [3]	0:57.75 [9]	0:45.94 [8]	0:33.91 [8]	0:22.70 [8]	0:11.83 [4]	1.13L	0:33.91 -40
		Kyle Wilson-Taylor		400m	400m	(0:14.35)	(0:11.81)	(0:12.03)	(0:11.21)	(0:10.87)	(0:11.83)		
4	11	DAVIKAR	4	65.8	0:11.14	1:12.17 [4]	0:57.96 [7]	0:46.21 [7]	0:34.09 [7]	0:22.95 [5]	0:11.81 [7]	1.52L	0:34.09 +3
		Bella Youngberry		400m	600m	(0:14.21)	(0:11.75)	(0:12.12)	(0:11.14)	(0:11.14)	(0:11.81)		
5	1	BOTANICA	6	66.8	0:11.20	1:12.25 [5]	0:58.64 [2]	0:46.89 [2]	0:34.86 [2]	0:23.43 [1]	0:12.23 [1]	2.01L	0:34.86 +16
		Michael Rodd		400m	400m	(0:13.61)	(0:11.75)	(0:12.03)	(0:11.43)	(0:11.20)	(0:12.23)		
6	13	RETAINER	3	66.9	0:11.02	1:12.29 [6]	0:58.18 [6]	0:46.38 [6]	0:34.37 [6]	0:23.00 [6]	0:11.98 [6]	2.26L	0:34.37 +14
		Ben Thompson		400m	400m	(0:14.11)	(0:11.80)	(0:12.01)	(0:11.37)	(0:11.02)	(0:11.98)		
7	8	WOOSH KA BOOM	9	65.6	0:11.24	1:12.61 [7]	0:59.15 [1]	0:47.36 [1]	0:35.33 [1]	0:23.79 [2]	0:12.55 [2]	4.14L	0:35.33 +12
		Emily Lang		1000m	400m	(0:13.46)	(0:11.79)	(0:12.03)	(0:11.54)	(0:11.24)	(0:12.55)		
8	6	A LOT OF BOOTY	8	66.2	0:11.14	1:12.87 [8]	0:58.53 [8]	0:46.51 [9]	0:34.49 [9]	0:23.24 [9]	0:12.10 [8]	5.67L	0:34.49 ----
		Mark Du Plessis		400m	400m	(0:14.34)	(0:12.02)	(0:12.02)	(0:11.25)	(0:11.14)	(0:12.10)		

Did Not Finish: Extreme Diamond (#4)

Scratched: She Ours (#2), Intrecciato (#15), Belle Affair (#9), Home Zone (#12), Storm Force Ten (#14), Headhunter (#7)



Horse/Jockey Name	Blue Allure
Final Rank	1
Fastest Section Time (Section)	0:10.98 (400m)
Top Speed [km/h] (Section)	66.8 (400m)
Race State	Finished



Sunshine CoastProfessional

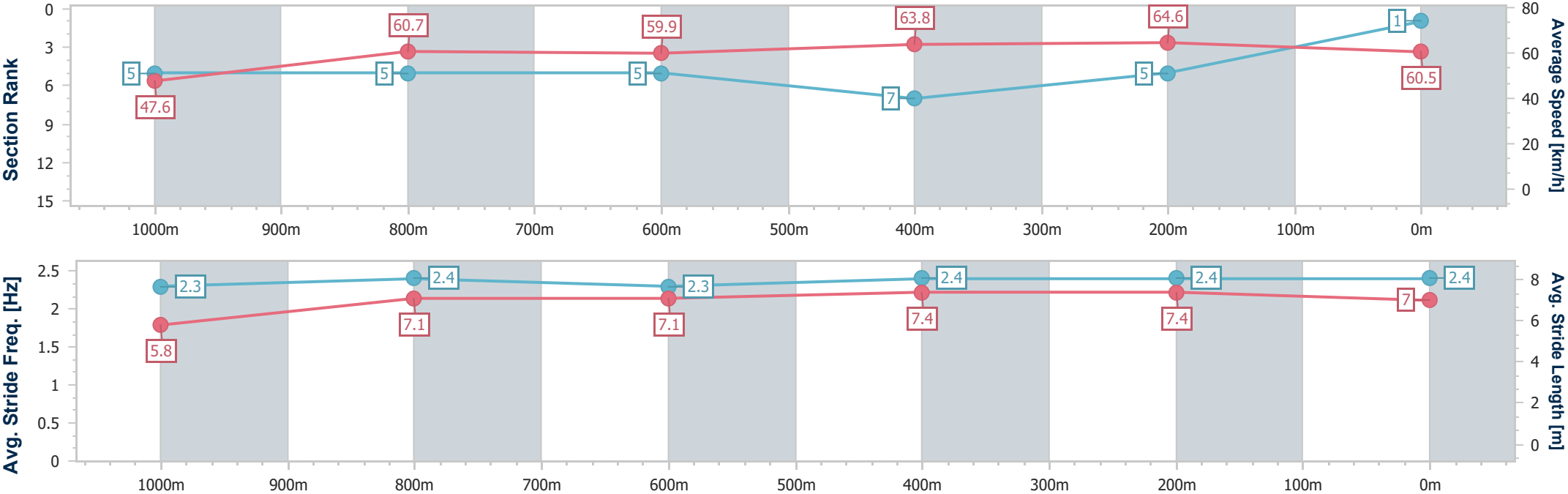
Race 7: DOUBLE R GROUP Class 2 Handicap - 1200m



01 January 2026 - 16:32

Track Rating: Good 4, Weather: Overcast, Rail Position: +3m Entire

Section	Overall	1000m	800m	600m	400m	200m								
Section Times	1:11.91 [1] (0:14.06)	0:57.85 [5] (0:11.84)	0:46.01 [5] (0:12.02)	0:33.99 [5] (0:11.38)	0:22.61 [7] (0:10.98)	0:11.63 [5] (0:11.63)								
Average Speed [km/h]	47.6	60.7	59.9	63.8	64.6	60.5								
Top Speed [km/h]	61.5	64.0	61.6	65.1	66.8	66.5								
Avg. Dist. to Rail [m]	2.9	2.3	1.4	2.0	5.7	4.0								
Avg. Stride Freq. [Hz]	2.3	2.4	2.3	2.4	2.4	2.4								
Avg. Stride Length [m]	5.8	7.1	7.1	7.4	7.4	7.0								



- [ ] Ranking at each section and finish
- .-.- No data available at this section
- NA No data available





Horse/Jockey Name	Simply Excels
Final Rank	2
Fastest Section Time (Section)	0:11.03 (400m)
Top Speed [km/h] (Section)	66.7 (400m)
Race State	Finished

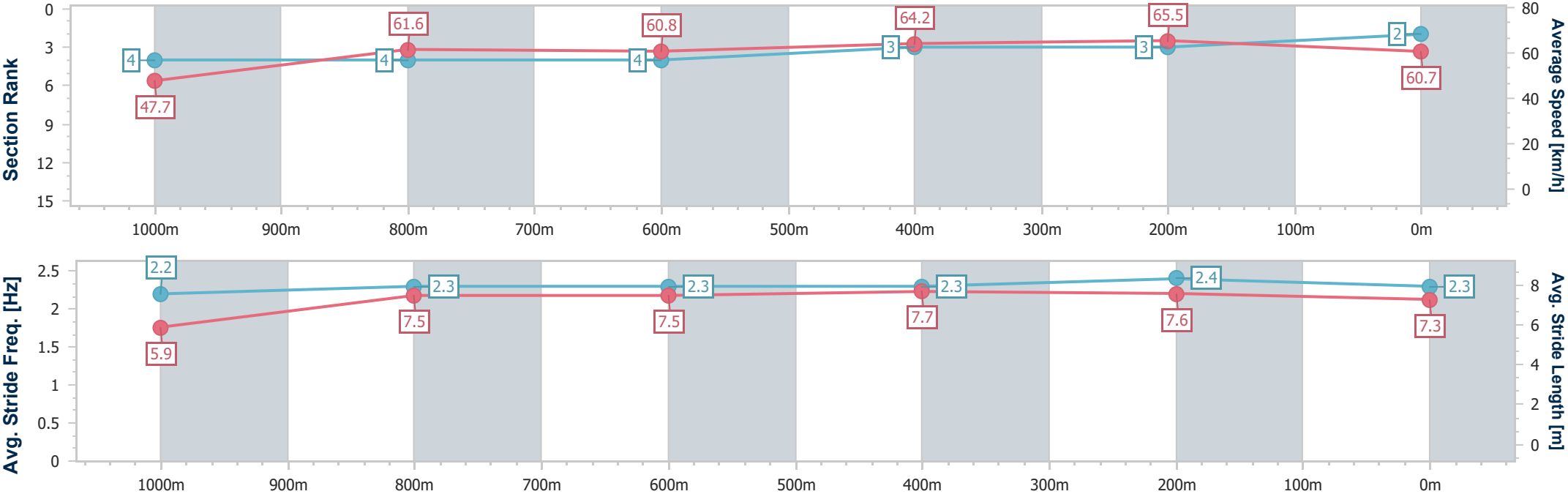


Sunshine CoastProfessional  
Race 7: DOUBLE R GROUP Class 2 Handicap - 1200m



01 January 2026 - 16:32  
Track Rating: Good 4, Weather: Overcast, Rail Position: +3m Entire

Section	Overall	1000m	800m	600m	400m	200m								
Section Times	1:11.96 [2] (0:13.94)	0:58.02 [4] (0:11.80)	0:46.22 [4] (0:11.92)	0:34.30 [4] (0:11.38)	0:22.92 [3] (0:11.03)	0:11.89 [3] (0:11.89)								
Average Speed [km/h]	47.7	61.6	60.8	64.2	65.5	60.7								
Top Speed [km/h]	61.7	64.3	61.8	65.2	66.7	66.2								
Avg. Dist. to Rail [m]	5.1	2.9	1.5	2.4	7.3	8.5								
Avg. Stride Freq. [Hz]	2.2	2.3	2.3	2.3	2.4	2.3								
Avg. Stride Length [m]	5.9	7.5	7.5	7.7	7.6	7.3								



[ ] Ranking at each section and finish  
- - - - No data available at this section  
NA No data available



Horse/Jockey Name	Corrupted
Final Rank	3
Fastest Section Time (Section)	0:10.87 (400m)
Top Speed [km/h] (Section)	68.4 (400m)
Race State	Finished

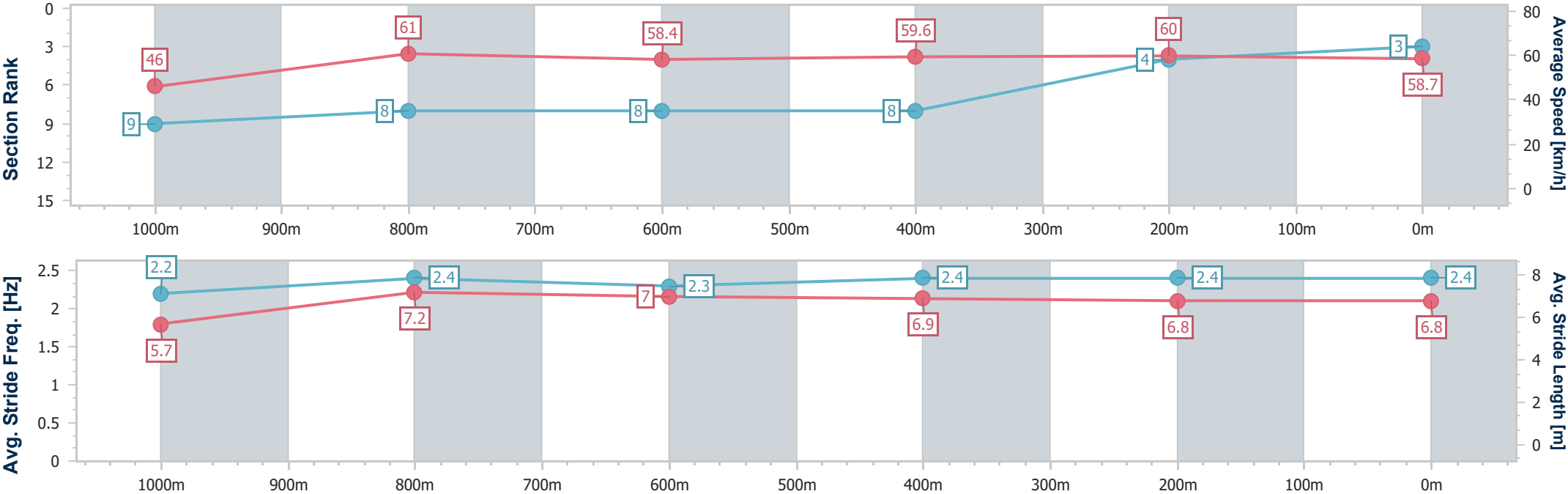


Sunshine CoastProfessional  
Race 7: DOUBLE R GROUP Class 2 Handicap - 1200m



01 January 2026 - 16:32  
Track Rating: Good 4, Weather: Overcast, Rail Position: +3m Entire

Section	Overall	1000m	800m	600m	400m	200m							
Section Times	1:12.10 [3] (0:14.35)	0:57.75 [9] (0:11.81)	0:45.94 [8] (0:12.03)	0:33.91 [8] (0:11.21)	0:22.70 [8] (0:10.87)	0:11.83 [4] (0:11.83)							
Average Speed [km/h]	46.0	61.0	58.4	59.6	60.0	58.7							
Top Speed [km/h]	60.8	64.5	62.2	66.8	68.4	67.1							
Avg. Dist. to Rail [m]	5.9	3.8	3.4	4.5	9.7	9.9							
Avg. Stride Freq. [Hz]	2.2	2.4	2.3	2.4	2.4	2.4							
Avg. Stride Length [m]	5.7	7.2	7.0	6.9	6.8	6.8							



- [ ] Ranking at each section and finish
- .-.- No data available at this section
- NA No data available



Horse/Jockey Name	Davikar
Final Rank	4
Fastest Section Time (Section)	0:11.14 (600m)
Top Speed [km/h] (Section)	65.8 (400m)
Race State	Finished

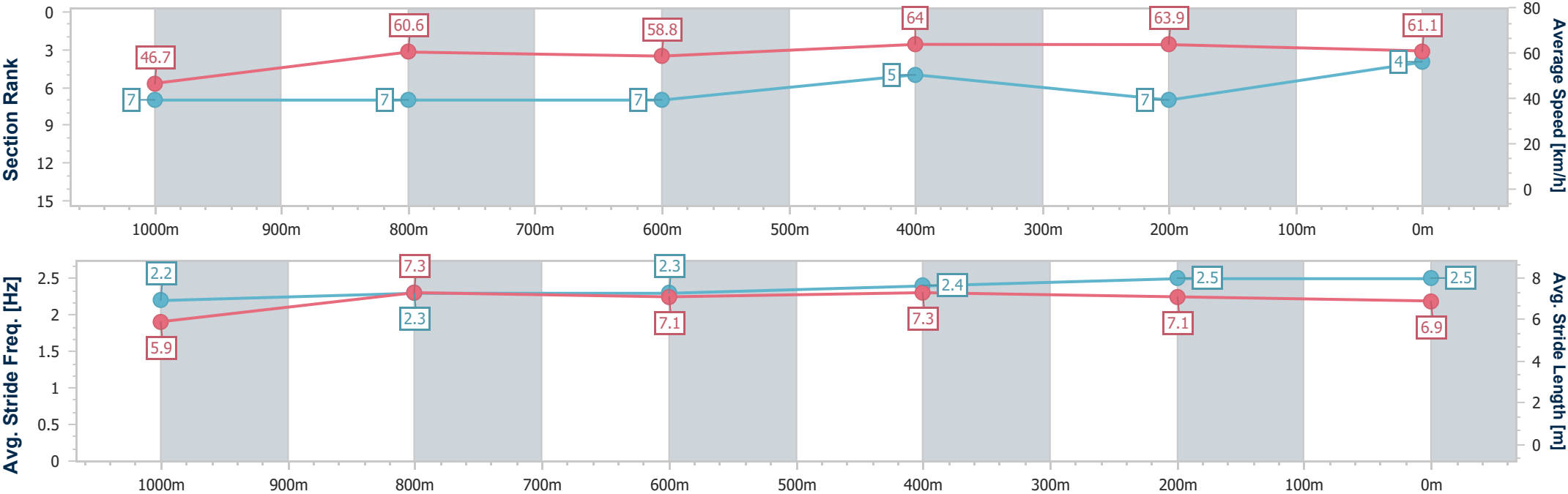


Sunshine CoastProfessional  
Race 7: DOUBLE R GROUP Class 2 Handicap - 1200m



01 January 2026 - 16:32  
Track Rating: Good 4, Weather: Overcast, Rail Position: +3m Entire

Section	Overall	1000m	800m	600m	400m	200m							
Section Times	1:12.17 [4] (0:14.21)	0:57.96 [7] (0:11.75)	0:46.21 [7] (0:12.12)	0:34.09 [7] (0:11.14)	0:22.95 [5] (0:11.14)	0:11.81 [7] (0:11.81)							
Average Speed [km/h]	46.7	60.6	58.8	64.0	63.9	61.1							
Top Speed [km/h]	62.0	64.3	61.6	64.6	65.8	65.6							
Avg. Dist. to Rail [m]	3.7	1.4	0.6	1.3	2.5	1.9							
Avg. Stride Freq. [Hz]	2.2	2.3	2.3	2.4	2.5	2.5							
Avg. Stride Length [m]	5.9	7.3	7.1	7.3	7.1	6.9							



[ ] Ranking at each section and finish  
- - - - No data available at this section  
NA No data available



Horse/Jockey Name	Botanica
Final Rank	5
Fastest Section Time (Section)	0:11.20 (400m)
Top Speed [km/h] (Section)	66.8 (400m)
Race State	Finished

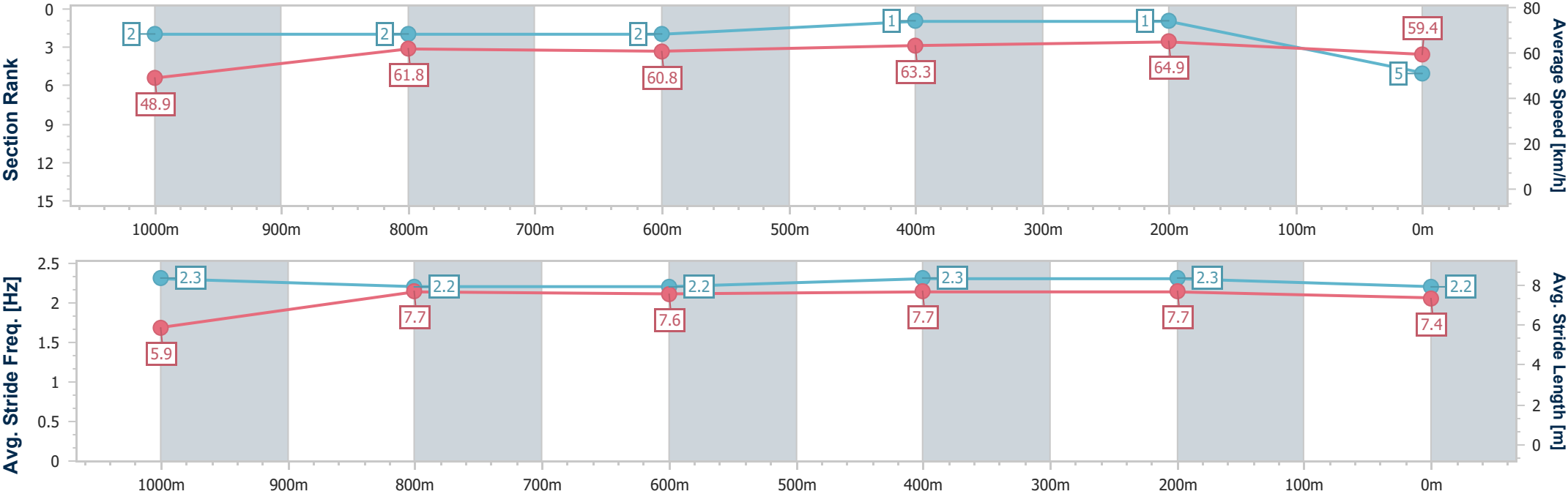


Sunshine CoastProfessional  
Race 7: DOUBLE R GROUP Class 2 Handicap - 1200m



01 January 2026 - 16:32  
Track Rating: Good 4, Weather: Overcast, Rail Position: +3m Entire

Section	Overall	1000m	800m	600m	400m	200m							
Section Times	1:12.25 [5] (0:13.61)	0:58.64 [2] (0:11.75)	0:46.89 [2] (0:12.03)	0:34.86 [2] (0:11.43)	0:23.43 [1] (0:11.20)	0:12.23 [1] (0:12.23)							
Average Speed [km/h]	48.9	61.8	60.8	63.3	64.9	59.4							
Top Speed [km/h]	62.7	65.5	62.2	64.9	66.8	65.5							
Avg. Dist. to Rail [m]	7.2	3.5	2.6	2.8	5.4	6.2							
Avg. Stride Freq. [Hz]	2.3	2.2	2.2	2.3	2.3	2.2							
Avg. Stride Length [m]	5.9	7.7	7.6	7.7	7.7	7.4							



[ ] Ranking at each section and finish  
- - - - No data available at this section  
NA No data available



Horse/Jockey Name	Retainer
Final Rank	6
Fastest Section Time (Section)	0:11.02 (400m)
Top Speed [km/h] (Section)	66.9 (400m)
Race State	Finished



Sunshine CoastProfessional

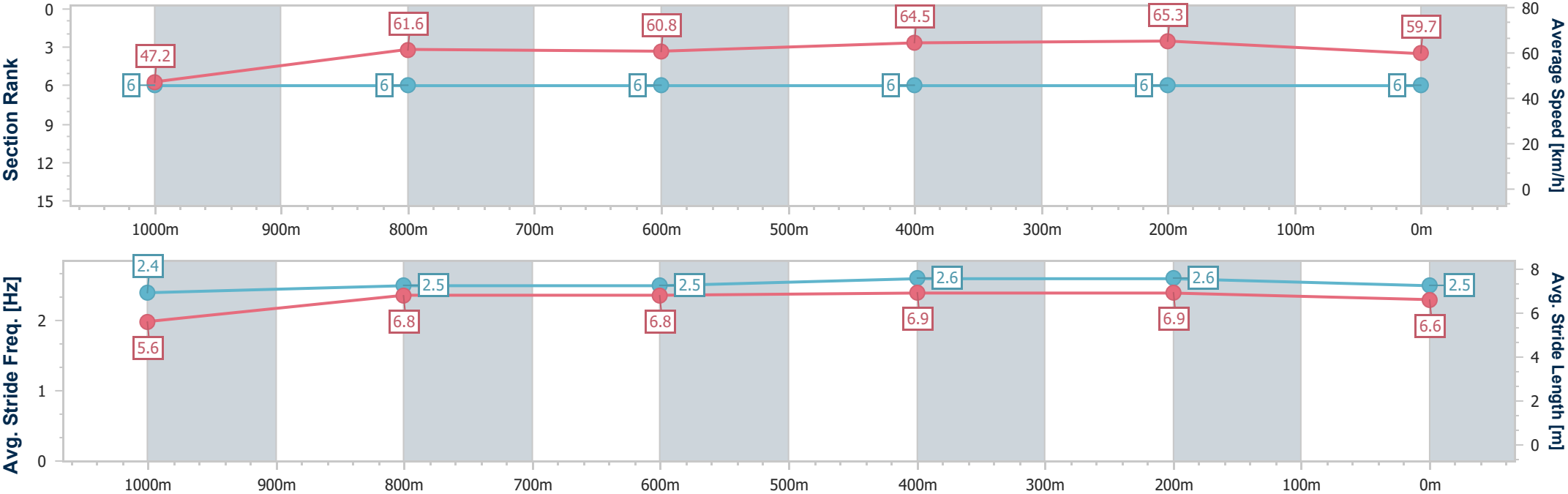
Race 7: DOUBLE R GROUP Class 2 Handicap - 1200m



01 January 2026 - 16:32

Track Rating: Good 4, Weather: Overcast, Rail Position: +3m Entire

Section	Overall	1000m	800m	600m	400m	200m							
Section Times	1:12.29 [6] (0:14.11)	0:58.18 [6] (0:11.80)	0:46.38 [6] (0:12.01)	0:34.37 [6] (0:11.37)	0:23.00 [6] (0:11.02)	0:11.98 [6] (0:11.98)							
Average Speed [km/h]	47.2	61.6	60.8	64.5	65.3	59.7							
Top Speed [km/h]	61.1	64.2	62.0	65.3	66.9	66.4							
Avg. Dist. to Rail [m]	4.7	3.4	2.9	3.4	8.4	8.1							
Avg. Stride Freq. [Hz]	2.4	2.5	2.5	2.6	2.6	2.5							
Avg. Stride Length [m]	5.6	6.8	6.8	6.9	6.9	6.6							



- [ ] Ranking at each section and finish
- .-.- No data available at this section
- NA No data available



Horse/Jockey Name	Woosh Ka Boom
Final Rank	7
Fastest Section Time (Section)	0:11.24 (400m)
Top Speed [km/h] (Section)	65.6 (1000m)
Race State	Finished



Sunshine CoastProfessional

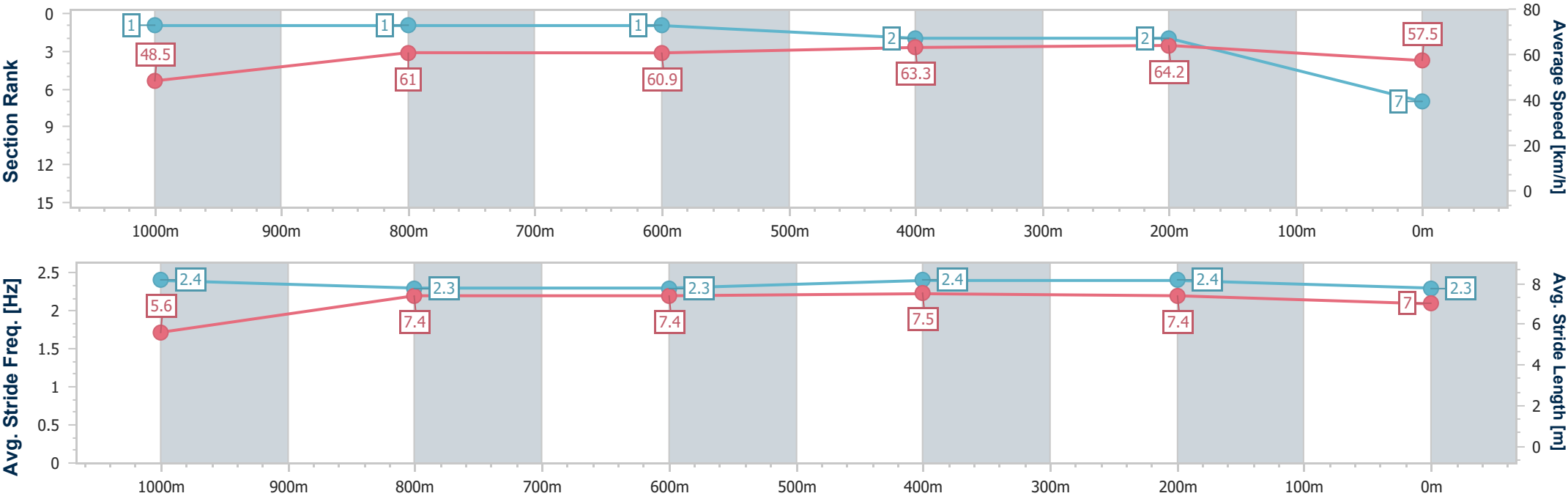
Race 7: DOUBLE R GROUP Class 2 Handicap - 1200m



01 January 2026 - 16:32

Track Rating: Good 4, Weather: Overcast, Rail Position: +3m Entire

Section	Overall	1000m	800m	600m	400m	200m							
Section Times	1:12.61 [7] (0:13.46)	0:59.15 [1] (0:11.79)	0:47.36 [1] (0:12.03)	0:35.33 [1] (0:11.54)	0:23.79 [2] (0:11.24)	0:12.55 [2] (0:12.55)							
Average Speed [km/h]	48.5	61.0	60.9	63.3	64.2	57.5							
Top Speed [km/h]	63.3	65.6	61.7	64.5	65.5	65.0							
Avg. Dist. to Rail [m]	8.2	2.5	2.1	3.6	5.0	5.5							
Avg. Stride Freq. [Hz]	2.4	2.3	2.3	2.4	2.4	2.3							
Avg. Stride Length [m]	5.6	7.4	7.4	7.5	7.4	7.0							





Horse/Jockey Name	A Lot Of Booty
Final Rank	8
Fastest Section Time (Section)	0:11.14 (400m)
Top Speed [km/h] (Section)	66.2 (400m)
Race State	Finished

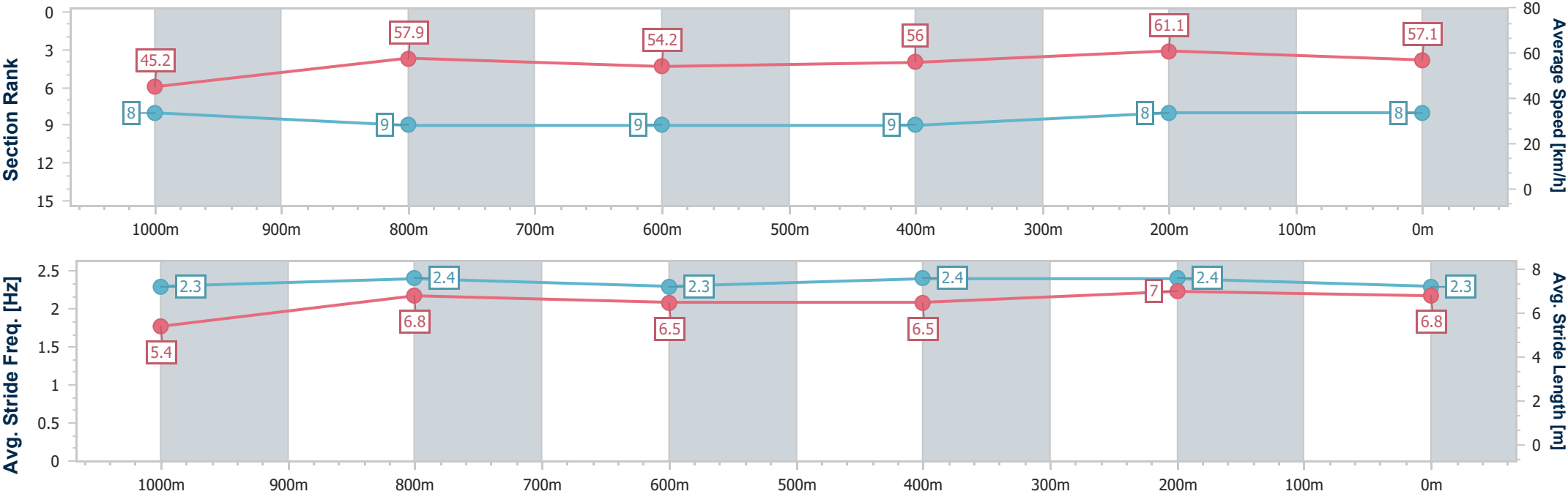


Sunshine CoastProfessional  
Race 7: DOUBLE R GROUP Class 2 Handicap - 1200m



01 January 2026 - 16:32  
Track Rating: Good 4, Weather: Overcast, Rail Position: +3m Entire

Section	Overall	1000m	800m	600m	400m	200m							
Section Times	1:12.87 [8] (0:14.34)	0:58.53 [8] (0:12.02)	0:46.51 [9] (0:12.02)	0:34.49 [9] (0:11.25)	0:23.24 [9] (0:11.14)	0:12.10 [8] (0:12.10)							
Average Speed [km/h]	45.2	57.9	54.2	56.0	61.1	57.1							
Top Speed [km/h]	60.0	63.5	61.9	65.4	66.2	65.5							
Avg. Dist. to Rail [m]	7.0	4.6	1.9	1.2	3.6	4.9							
Avg. Stride Freq. [Hz]	2.3	2.4	2.3	2.4	2.4	2.3							
Avg. Stride Length [m]	5.4	6.8	6.5	6.5	7.0	6.8							



- [ ] Ranking at each section and finish
- .-.- No data available at this section
- NA No data available



Horse/Jockey Name	Extreme Diamond
Final Rank	-
Fastest Section Time (Section)	0:11.52 (600m)
Top Speed [km/h] (Section)	65.2 (1000m)
Race State	DidNotFinish

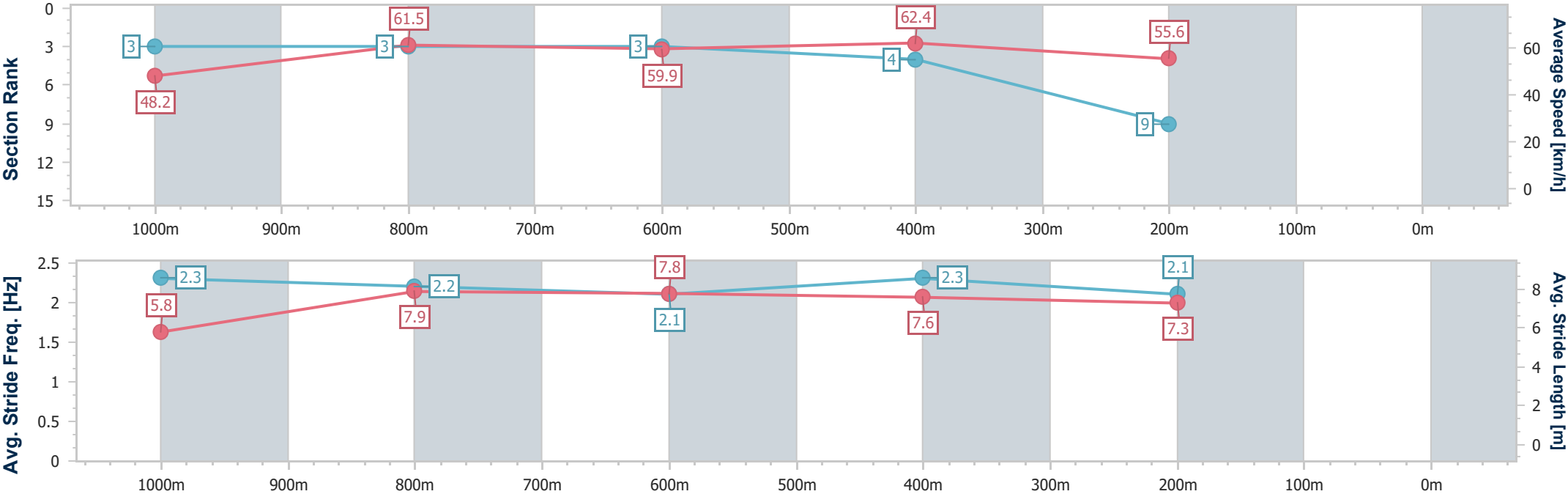


Sunshine CoastProfessional  
Race 7: DOUBLE R GROUP Class 2 Handicap - 1200m



01 January 2026 - 16:32  
Track Rating: Good 4, Weather: Overcast, Rail Position: +3m Entire

Section	Overall	1000m	800m	600m	400m	200m							
Section Times	0:00.00 [-] (0:13.83)	0:00.00 [3] (0:11.78)	0:00.00 [3] (0:12.02)	0:00.00 [3] (0:11.52)	0:00.00 [4] (0:13.03)	-:--:-							
Average Speed [km/h]	48.2	61.5	59.9	62.4	55.6	--,-							
Top Speed [km/h]	62.2	65.2	61.6	63.9	64.0	--,-							
Avg. Dist. to Rail [m]	3.1	0.9	0.2	0.7	3.0	-, -							
Avg. Stride Freq. [Hz]	2.3	2.2	2.1	2.3	2.1	--,-							
Avg. Stride Length [m]	5.8	7.9	7.8	7.6	7.3	--,-							



- [ ] Ranking at each section and finish
- :--:- No data available at this section
- NA No data available





Sunshine Coast Professional  
Race 8: TAB BENCHMARK 68 Handicap - 1000m  
01 January 2026 - 17:15



Track Rating: Good 4, Weather: Overcast, Rail Position: +3m Entire

Section							Overall	800m	600m	400m	200m			Last 600m	
Field Times							0:57.68 (0:13.29)	0:44.39 (0:10.51)	0:33.88 (0:11.23)	0:22.65 (0:11.02)	0:11.63 (0:11.63)			0:33.88	
Rank	TAB	Horse/Jockey	Barrier	Top Speed [km/h]	Fastest Section						Margin			Distance Travelled [m]	
1	7	BREAK FREE	7	70.4	0:10.76	0:57.68 [1]	0:44.27 [3]	0:33.51 [3]	0:22.39 [3]	0:11.53 [3]	0:57.68			0:33.51	
		Daniel Moor		Overall	800m	(0:13.41)	(0:10.76)	(0:11.12)	(0:10.86)	(0:11.53)					
2	9	GREYZOUS	10	68.2	0:10.76	0:57.82 [2]	0:44.11 [7]	0:33.29 [6]	0:22.34 [5]	0:11.58 [4]	0.84L			0:33.29	+3
		Kyle Wilson-Taylor		400m	400m	(0:13.71)	(0:10.82)	(0:10.95)	(0:10.76)	(0:11.58)					
3	16	BELLE AFFAIR	9	71.6	0:10.51	0:57.82 [3]	0:44.53 [1]	0:34.02 [1]	0:22.79 [1]	0:11.77 [1]	0.85L			0:34.02	-1
		Georgina Cartwright		800m	800m	(0:13.29)	(0:10.51)	(0:11.23)	(0:11.02)	(0:11.77)					
4	6	KAI MONDO	2	70.7	0:10.53	0:57.82 [4]	0:44.50 [2]	0:33.97 [2]	0:22.78 [2]	0:11.76 [2]	0.87L			0:33.97	-3
		Mark Du Plessis		800m	800m	(0:13.32)	(0:10.53)	(0:11.19)	(0:11.02)	(0:11.76)					
5	11	NEW HAMPSHIRE	6	68.2	0:10.76	0:57.99 [5]	0:44.37 [5]	0:33.60 [5]	0:22.46 [7]	0:11.70 [6]	1.87L			0:33.60	+1
		Ryan Wiggins		800m	400m	(0:13.62)	(0:10.77)	(0:11.14)	(0:10.76)	(0:11.70)					
6	2	CUSTO	11	67.9	0:10.72	0:58.04 [6]	0:43.99 [12]	0:33.17 [10]	0:22.19 [12]	0:11.47 [9]	2.15L			0:33.17	-3
		Jag Guthmann-Chester		Overall	400m	(0:14.05)	(0:10.82)	(0:10.98)	(0:10.72)	(0:11.47)					
7	12	BALTRAY	3	68.2	0:10.81	0:58.13 [7]	0:44.61 [4]	0:33.80 [4]	0:22.81 [4]	0:11.84 [5]	2.65L			0:33.80	-2
		Michael Rodd		800m	800m	(0:13.52)	(0:10.81)	(0:10.99)	(0:10.97)	(0:11.84)					
8	14	SIR MAURICE	5	67.9	0:10.80	0:58.14 [8]	0:44.31 [9]	0:33.43 [9]	0:22.50 [8]	0:11.70 [7]	2.73L			0:33.43	-1
		Andrew Mallyon		800m	400m	(0:13.83)	(0:10.88)	(0:10.93)	(0:10.80)	(0:11.70)					
9	13	ENCOURAGED	12	68.5	0:10.86	0:58.15 [9]	0:44.17 [10]	0:33.26 [12]	0:22.38 [10]	0:11.52 [10]	2.79L			0:33.26	+3
		Cody Collis		400m	400m	(0:13.98)	(0:10.91)	(0:10.88)	(0:10.86)	(0:11.52)					
10	4	MIO SORRENTO	8	67.7	0:10.85	0:58.44 [10]	0:44.42 [11]	0:33.57 [11]	0:22.61 [11]	0:11.74 [12]	4.5L			0:33.57	-3
		Corey Sutherland		800m	800m	(0:14.02)	(0:10.85)	(0:10.96)	(0:10.87)	(0:11.74)					

Scratched: The Hamo (#8), Super Daisy (#1), Fighting Idol (#3), King Spirit (#5), Oohlalouvre (#15)



Sunshine Coast Professional  
Race 8: TAB BENCHMARK 68 Handicap - 1000m  
01 January 2026 - 17:15



Track Rating: Good 4, Weather: Overcast, Rail Position: +3m Entire

Section					Overall	800m	600m	400m	200m	Last 600m			
Field Times					0:57.68 (0:13.29)	0:44.39 (0:10.51)	0:33.88 (0:11.23)	0:22.65 (0:11.02)	0:11.63 (0:11.63)	0:33.88			
Rank	TAB	Horse/Jockey	Barrier	Top Speed [km/h]	Fastest Section						Margin	Distance Travelled [m]	
11	10	LIMERO	1	67.4	0:10.85	0:58.44 [11]	0:44.75 [6]	0:33.90 [7]	0:22.93 [6]	0:11.87 [8]	4.5L	0:33.90	-3
		Ben Thompson		800m	800m	(0:13.69)	(0:10.85)	(0:10.97)	(0:11.06)	(0:11.87)			
12	17	MAKE IT SO	4	68.1	0:10.76	0:58.49 [12]	0:44.67 [8]	0:33.91 [8]	0:22.84 [9]	0:11.86 [11]	4.8L	0:33.91	-3
		Leah Martyn		800m	800m	(0:13.82)	(0:10.76)	(0:11.07)	(0:10.98)	(0:11.86)			

Scratched: The Hamo (#8), Super Daisy (#1), Fighting Idol (#3), King Spirit (#5), Oohlalouvre (#15)



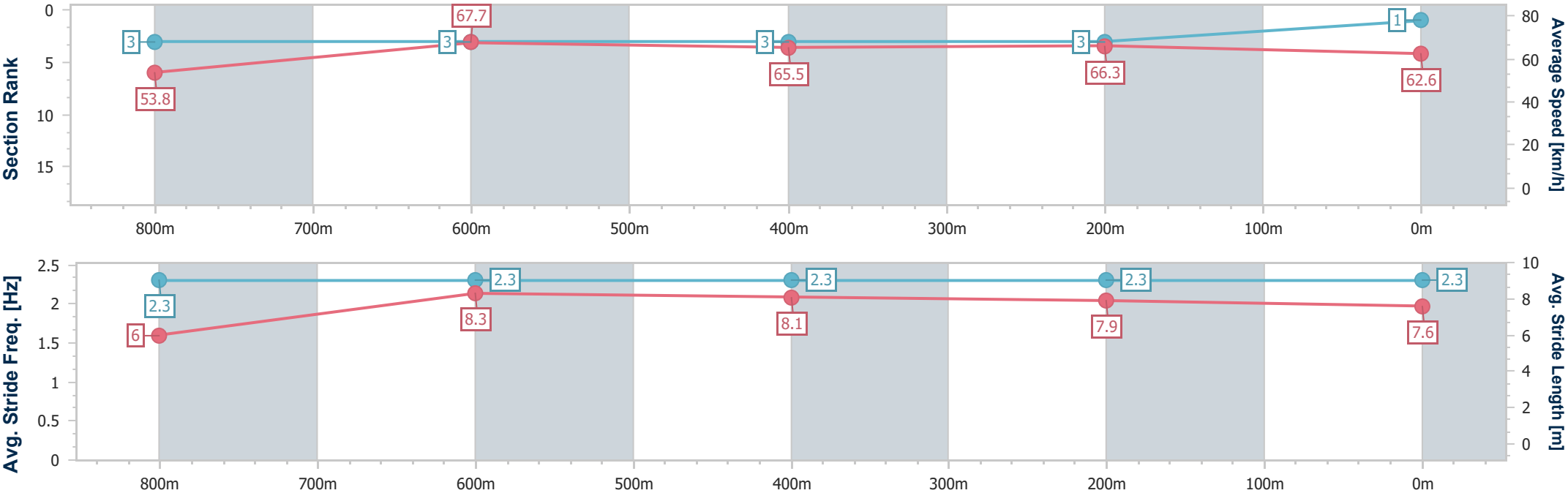
Horse/Jockey Name	Break Free
Final Rank	1
Fastest Section Time (Section)	0:10.76 (800m)
Top Speed [km/h] (Section)	70.4 (Overall)
Race State	Finished



Sunshine CoastProfessional  
Race 8: TAB BENCHMARK 68 Handicap - 1000m  
01 January 2026 - 17:15  
Track Rating: Good 4, Weather: Overcast, Rail Position: +3m Entire



Section	Overall	800m	600m	400m	200m														
Section Times	0:57.68 [1] (0:13.41)	0:44.27 [3] (0:10.76)	0:33.51 [3] (0:11.12)	0:22.39 [3] (0:10.86)	0:11.53 [3] (0:11.53)														
Average Speed [km/h]	53.8	67.7	65.5	66.3	62.6														
Top Speed [km/h]	70.4	69.0	66.3	67.6	65.1														
Avg. Dist. to Rail [m]	8.2	3.9	2.5	5.5	6.0														
Avg. Stride Freq. [Hz]	2.3	2.3	2.3	2.3	2.3														
Avg. Stride Length [m]	6.0	8.3	8.1	7.9	7.6														





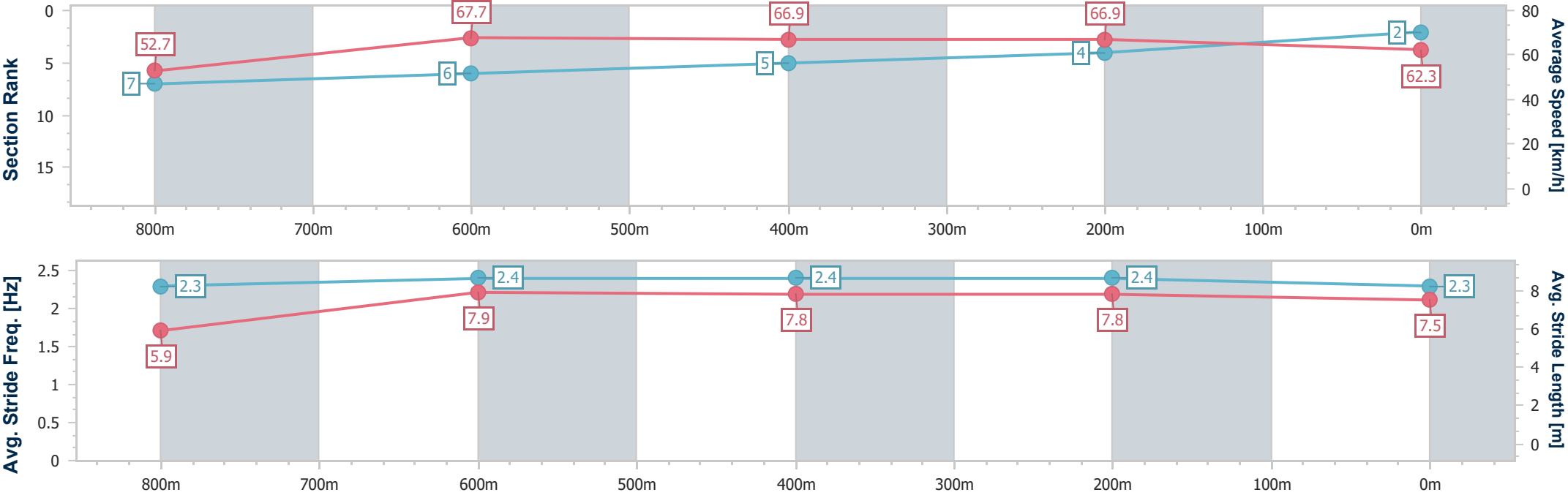
Horse/Jockey Name	Greyzous
Final Rank	2
Fastest Section Time (Section)	0:10.76 (400m)
Top Speed [km/h] (Section)	68.2 (400m)
Race State	Finished



Sunshine CoastProfessional  
Race 8: TAB BENCHMARK 68 Handicap - 1000m  
01 January 2026 - 17:15  
Track Rating: Good 4, Weather: Overcast, Rail Position: +3m Entire



Section	Overall	800m	600m	400m	200m															
Section Times	0:57.82 [2] (0:13.71)	0:44.11 [7] (0:10.82)	0:33.29 [6] (0:10.95)	0:22.34 [5] (0:10.76)	0:11.58 [4] (0:11.58)															
Average Speed [km/h]	52.7	67.7	66.9	66.9	62.3															
Top Speed [km/h]	67.8	68.1	67.5	68.2	65.2															
Avg. Dist. to Rail [m]	10.2	4.8	3.2	5.3	6.9															
Avg. Stride Freq. [Hz]	2.3	2.4	2.4	2.4	2.3															
Avg. Stride Length [m]	5.9	7.9	7.8	7.8	7.5															





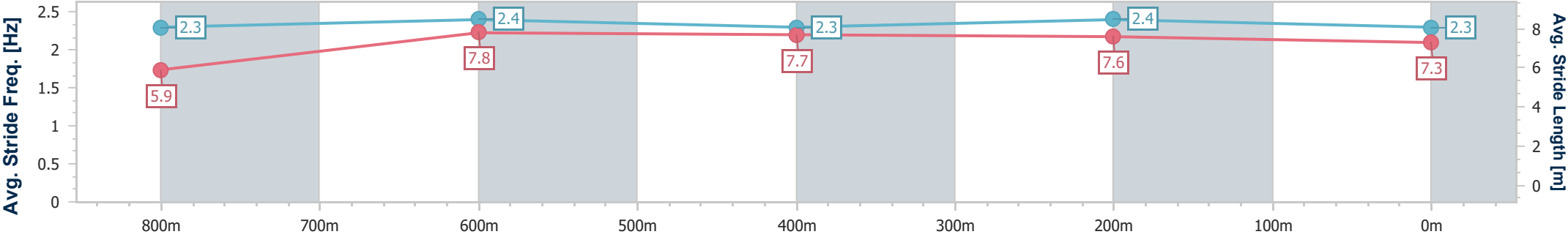
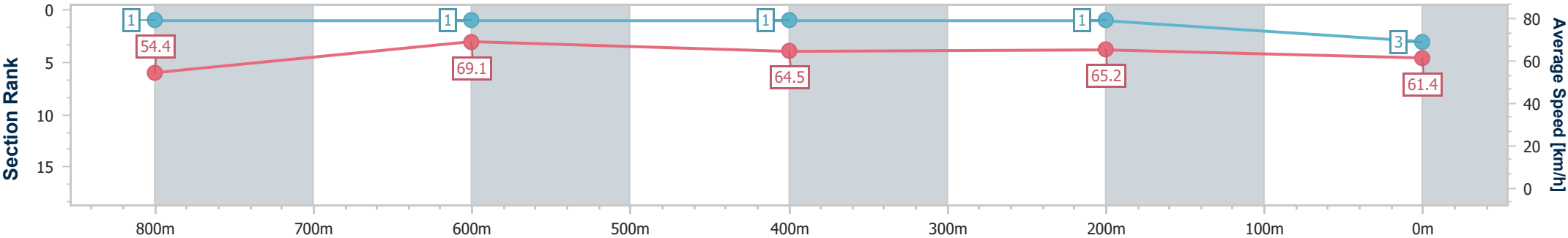
Horse/Jockey Name	Belle Affair
Final Rank	3
Fastest Section Time (Section)	0:10.51 (800m)
Top Speed [km/h] (Section)	71.6 (800m)
Race State	Finished



Sunshine CoastProfessional  
Race 8: TAB BENCHMARK 68 Handicap - 1000m  
01 January 2026 - 17:15  
Track Rating: Good 4, Weather: Overcast, Rail Position: +3m Entire



Section	Overall	800m	600m	400m	200m										
Section Times	0:57.82 [3] (0:13.29)	0:44.53 [1] (0:10.51)	0:34.02 [1] (0:11.23)	0:22.79 [1] (0:11.02)	0:11.77 [1] (0:11.77)										
Average Speed [km/h]	54.4	69.1	64.5	65.2	61.4										
Top Speed [km/h]	71.6	71.6	66.0	66.7	65.1										
Avg. Dist. to Rail [m]	9.7	3.2	1.1	2.3	2.9										
Avg. Stride Freq. [Hz]	2.3	2.4	2.3	2.4	2.3										
Avg. Stride Length [m]	5.9	7.8	7.7	7.6	7.3										





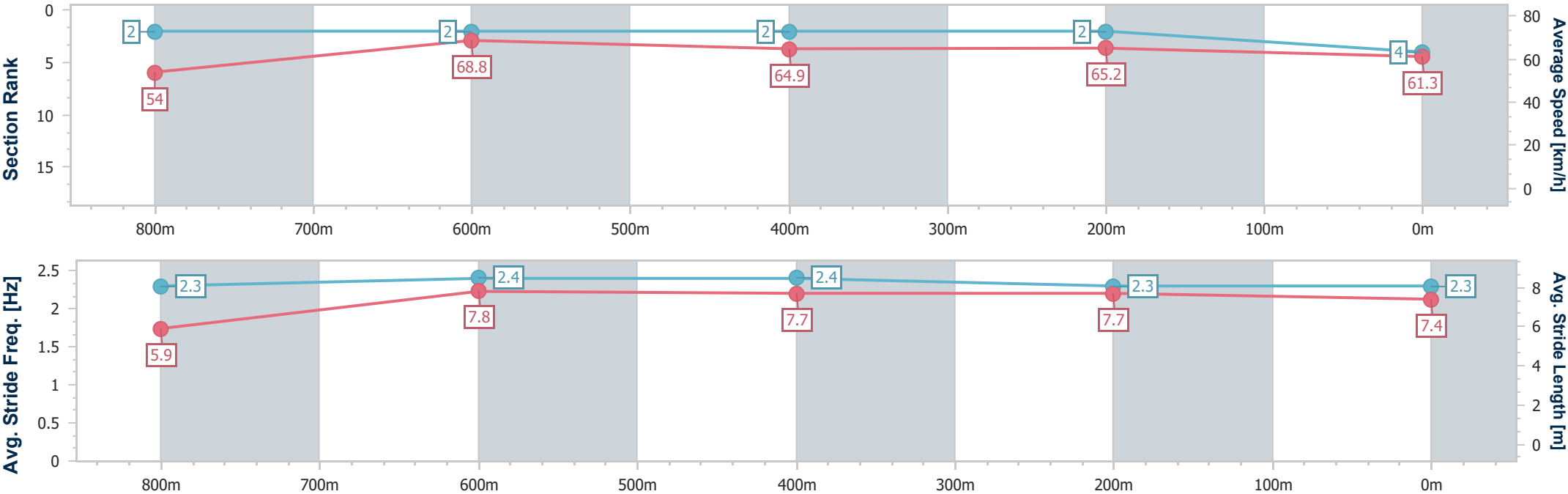
Horse/Jockey Name	Kai Mondo
Final Rank	4
Fastest Section Time (Section)	0:10.53 (800m)
Top Speed [km/h] (Section)	70.7 (800m)
Race State	Finished



Sunshine CoastProfessional  
Race 8: TAB BENCHMARK 68 Handicap - 1000m  
01 January 2026 - 17:15  
Track Rating: Good 4, Weather: Overcast, Rail Position: +3m Entire



Section	Overall	800m	600m	400m	200m										
Section Times	0:57.82 [4] (0:13.32)	0:44.50 [2] (0:10.53)	0:33.97 [2] (0:11.19)	0:22.78 [2] (0:11.02)	0:11.76 [2] (0:11.76)										
Average Speed [km/h]	54.0	68.8	64.9	65.2	61.3										
Top Speed [km/h]	70.0	70.7	65.9	67.0	63.1										
Avg. Dist. to Rail [m]	4.3	2.1	0.8	2.3	3.3										
Avg. Stride Freq. [Hz]	2.3	2.4	2.4	2.3	2.3										
Avg. Stride Length [m]	5.9	7.8	7.7	7.7	7.4										



[ ] Ranking at each section and finish  
-.-.- No data available at this section  
NA No data available



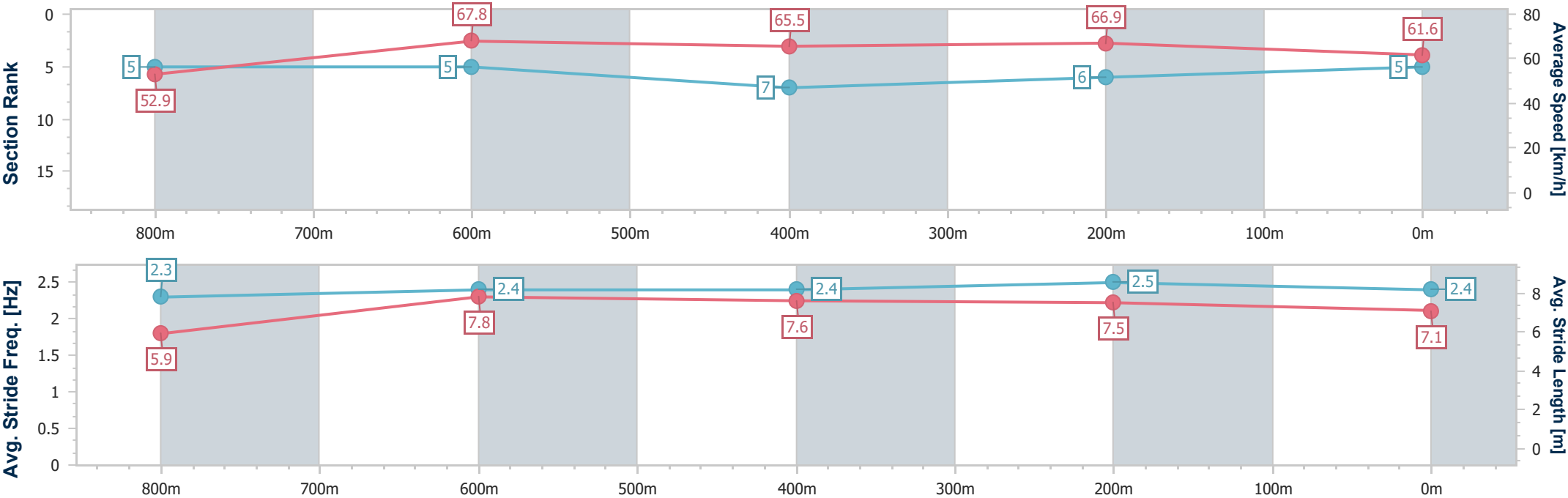
Horse/Jockey Name	New Hampshire
Final Rank	5
Fastest Section Time (Section)	0:10.76 (400m)
Top Speed [km/h] (Section)	68.2 (800m)
Race State	Finished



Sunshine CoastProfessional  
Race 8: TAB BENCHMARK 68 Handicap - 1000m  
01 January 2026 - 17:15  
Track Rating: Good 4, Weather: Overcast, Rail Position: +3m Entire



Section	Overall	800m	600m	400m	200m														
Section Times	0:57.99 [5] (0:13.62)	0:44.37 [5] (0:10.77)	0:33.60 [5] (0:11.14)	0:22.46 [7] (0:10.76)	0:11.70 [6] (0:11.70)														
Average Speed [km/h]	52.9	67.8	65.5	66.9	61.6														
Top Speed [km/h]	68.1	68.2	67.0	67.9	66.2														
Avg. Dist. to Rail [m]	7.0	3.6	2.4	3.9	2.3														
Avg. Stride Freq. [Hz]	2.3	2.4	2.4	2.5	2.4														
Avg. Stride Length [m]	5.9	7.8	7.6	7.5	7.1														





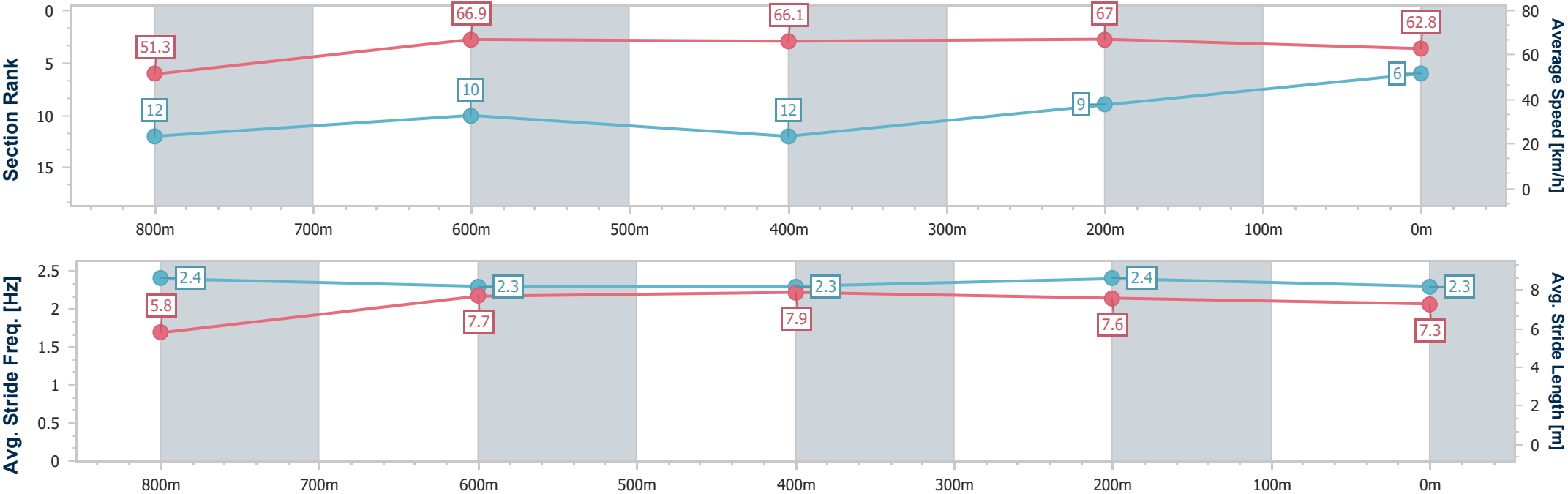
Horse/Jockey Name	Custo
Final Rank	6
Fastest Section Time (Section)	0:10.72 (400m)
Top Speed [km/h] (Section)	67.9 (Overall)
Race State	Finished



Sunshine CoastProfessional  
Race 8: TAB BENCHMARK 68 Handicap - 1000m  
01 January 2026 - 17:15  
Track Rating: Good 4, Weather: Overcast, Rail Position: +3m Entire



Section	Overall	800m	600m	400m	200m															
Section Times	0:58.04 [6] (0:14.05)	0:43.99 [12] (0:10.82)	0:33.17 [10] (0:10.98)	0:22.19 [12] (0:10.72)	0:11.47 [9] (0:11.47)															
Average Speed [km/h]	51.3	66.9	66.1	67.0	62.8															
Top Speed [km/h]	67.9	67.9	67.2	67.9	66.1															
Avg. Dist. to Rail [m]	9.1	2.2	1.1	2.6	3.4															
Avg. Stride Freq. [Hz]	2.4	2.3	2.3	2.4	2.3															
Avg. Stride Length [m]	5.8	7.7	7.9	7.6	7.3															







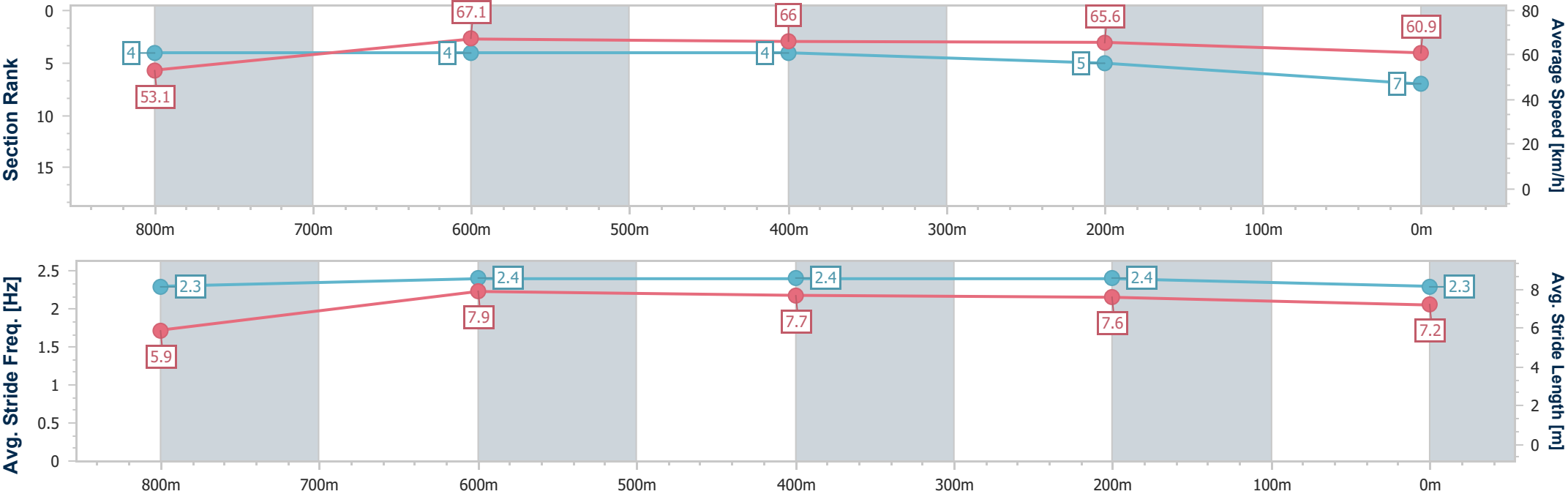
Horse/Jockey Name	Baltray
Final Rank	7
Fastest Section Time (Section)	0:10.81 (800m)
Top Speed [km/h] (Section)	68.2 (800m)
Race State	Finished



Sunshine CoastProfessional  
Race 8: TAB BENCHMARK 68 Handicap - 1000m  
01 January 2026 - 17:15  
Track Rating: Good 4, Weather: Overcast, Rail Position: +3m Entire



Section	Overall	800m	600m	400m	200m										
Section Times	0:58.13 [7] (0:13.52)	0:44.61 [4] (0:10.81)	0:33.80 [4] (0:10.99)	0:22.81 [4] (0:10.97)	0:11.84 [5] (0:11.84)										
Average Speed [km/h]	53.1	67.1	66.0	65.6	60.9										
Top Speed [km/h]	67.9	68.2	66.6	67.3	64.6										
Avg. Dist. to Rail [m]	5.8	2.2	0.9	1.4	0.3										
Avg. Stride Freq. [Hz]	2.3	2.4	2.4	2.4	2.3										
Avg. Stride Length [m]	5.9	7.9	7.7	7.6	7.2										





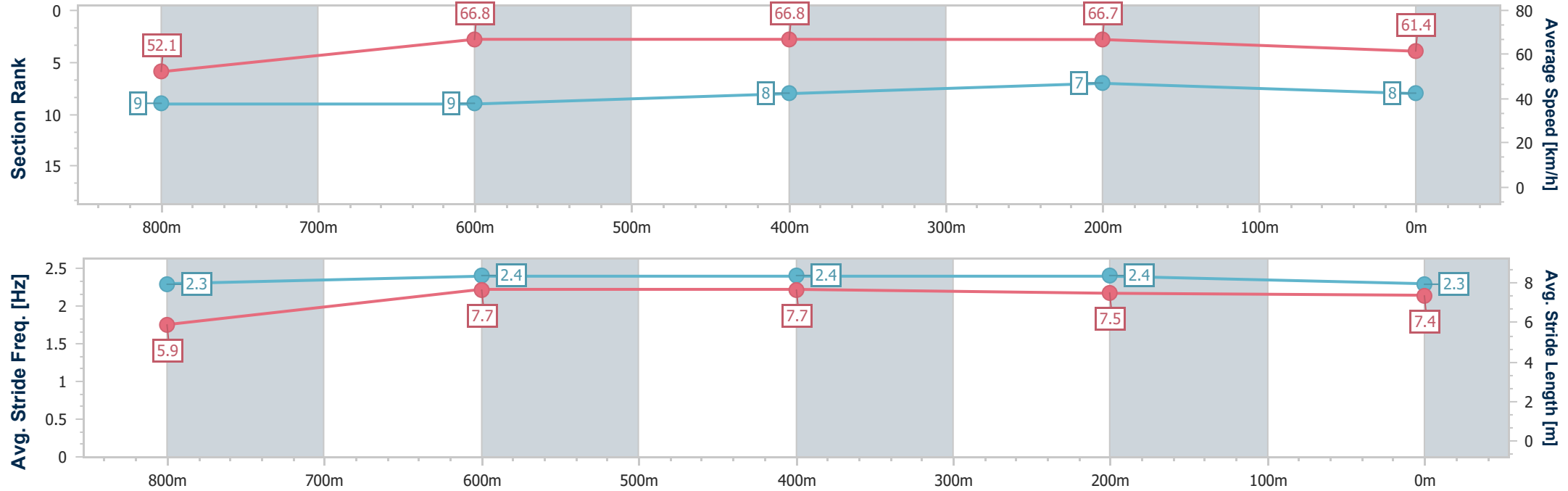
Horse/Jockey Name	Sir Maurice
Final Rank	8
Fastest Section Time (Section)	0:10.80 (400m)
Top Speed [km/h] (Section)	67.9 (800m)
Race State	Finished



Sunshine CoastProfessional  
Race 8: TAB BENCHMARK 68 Handicap - 1000m  
01 January 2026 - 17:15  
Track Rating: Good 4, Weather: Overcast, Rail Position: +3m Entire



Section	Overall	800m	600m	400m	200m														
Section Times	0:58.14 [8] (0:13.83)	0:44.31 [9] (0:10.88)	0:33.43 [9] (0:10.93)	0:22.50 [8] (0:10.80)	0:11.70 [7] (0:11.70)														
Average Speed [km/h]	52.1	66.8	66.8	66.7	61.4														
Top Speed [km/h]	67.2	67.9	67.1	67.3	64.8														
Avg. Dist. to Rail [m]	6.9	3.6	1.6	5.1	6.9														
Avg. Stride Freq. [Hz]	2.3	2.4	2.4	2.4	2.3														
Avg. Stride Length [m]	5.9	7.7	7.7	7.5	7.4														





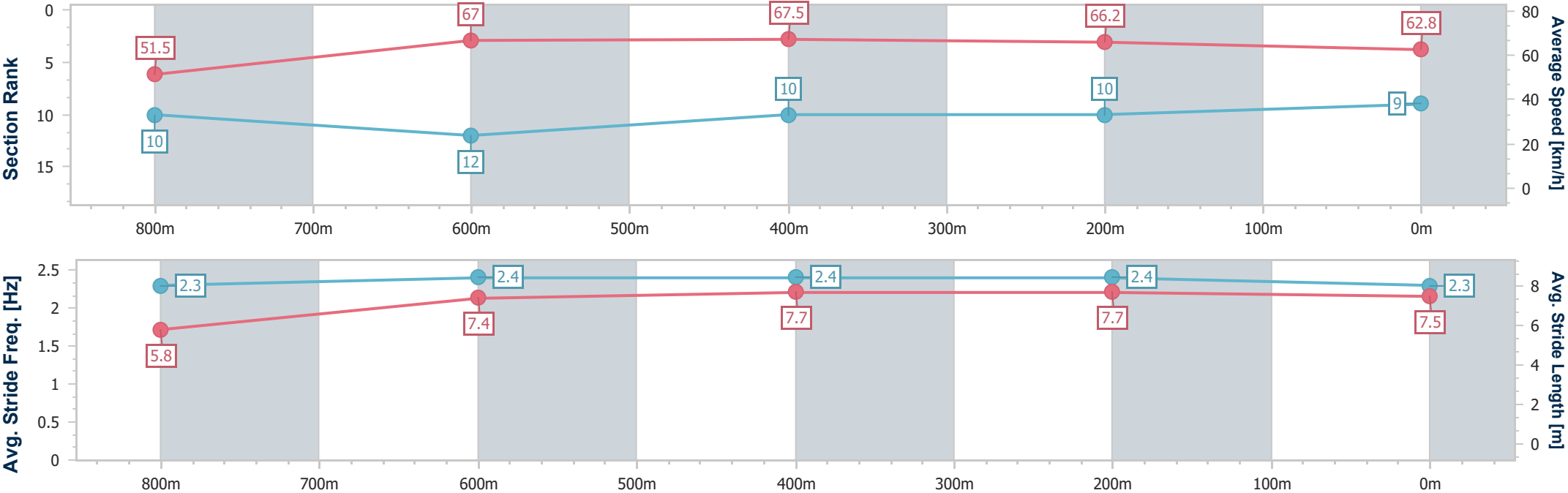
Horse/Jockey Name	Encouraged
Final Rank	9
Fastest Section Time (Section)	0:10.86 (400m)
Top Speed [km/h] (Section)	68.5 (400m)
Race State	Finished



Sunshine CoastProfessional  
Race 8: TAB BENCHMARK 68 Handicap - 1000m  
01 January 2026 - 17:15  
Track Rating: Good 4, Weather: Overcast, Rail Position: +3m Entire



Section	Overall	800m	600m	400m	200m														
Section Times	0:58.15 [9] (0:13.98)	0:44.17 [10] (0:10.91)	0:33.26 [12] (0:10.88)	0:22.38 [10] (0:10.86)	0:11.52 [10] (0:11.52)														
Average Speed [km/h]	51.5	67.0	67.5	66.2	62.8														
Top Speed [km/h]	67.2	67.4	68.4	68.5	64.5														
Avg. Dist. to Rail [m]	11.4	4.4	3.5	7.7	9.8														
Avg. Stride Freq. [Hz]	2.3	2.4	2.4	2.4	2.3														
Avg. Stride Length [m]	5.8	7.4	7.7	7.7	7.5														





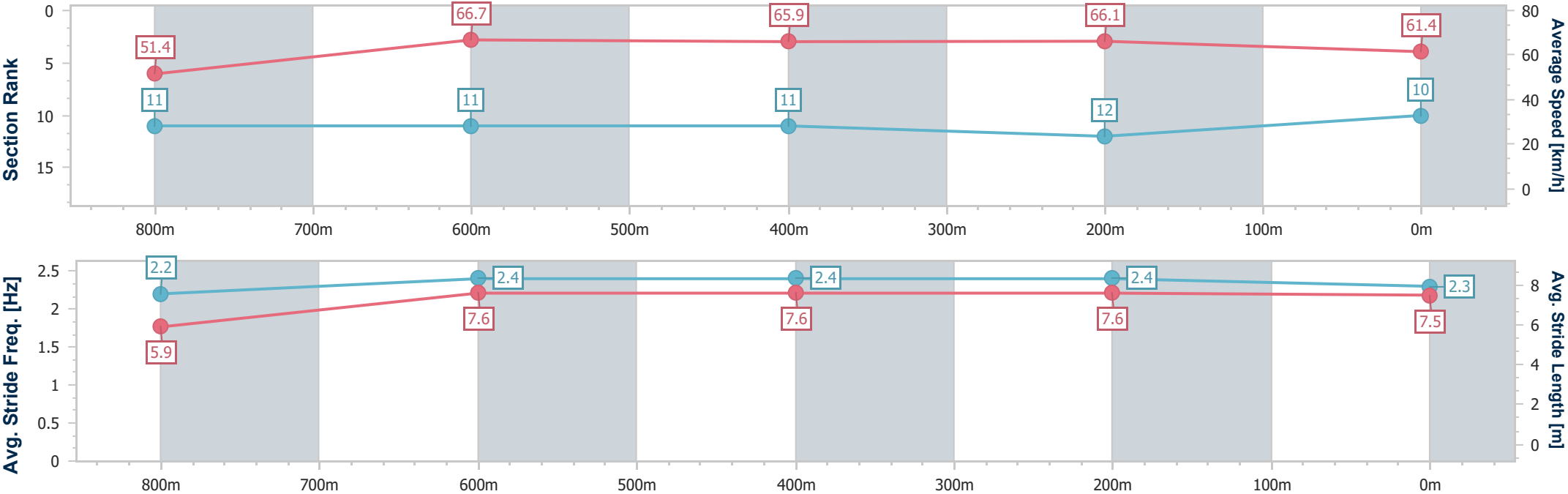
Horse/Jockey Name	Mio Sorrento
Final Rank	10
Fastest Section Time (Section)	0:10.85 (800m)
Top Speed [km/h] (Section)	67.7 (800m)
Race State	Finished



Sunshine CoastProfessional  
Race 8: TAB BENCHMARK 68 Handicap - 1000m  
01 January 2026 - 17:15  
Track Rating: Good 4, Weather: Overcast, Rail Position: +3m Entire



Section	Overall	800m	600m	400m	200m										
Section Times	0:58.44 [10] (0:14.02)	0:44.42 [11] (0:10.85)	0:33.57 [11] (0:10.96)	0:22.61 [11] (0:10.87)	0:11.74 [12] (0:11.74)										
Average Speed [km/h]	51.4	66.7	65.9	66.1	61.4										
Top Speed [km/h]	67.6	67.7	66.9	67.1	64.7										
Avg. Dist. to Rail [m]	6.2	1.5	0.3	1.5	1.4										
Avg. Stride Freq. [Hz]	2.2	2.4	2.4	2.4	2.3										
Avg. Stride Length [m]	5.9	7.6	7.6	7.6	7.5										





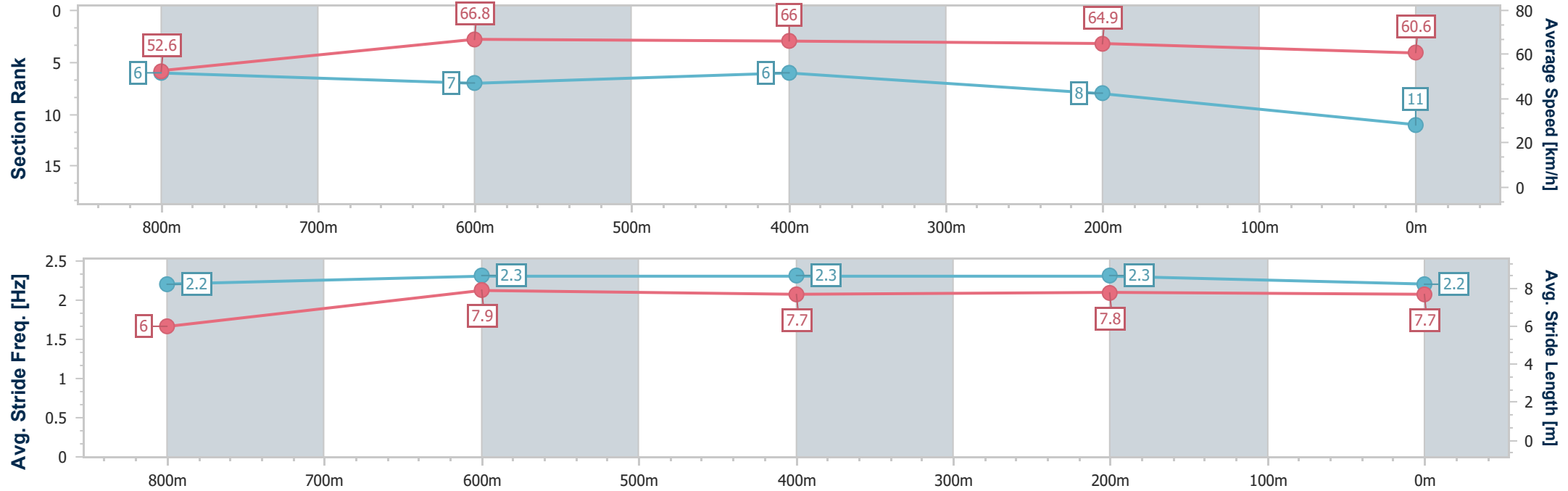
Horse/Jockey Name	Limero
Final Rank	11
Fastest Section Time (Section)	0:10.85 (800m)
Top Speed [km/h] (Section)	67.4 (800m)
Race State	Finished



Sunshine CoastProfessional  
Race 8: TAB BENCHMARK 68 Handicap - 1000m  
01 January 2026 - 17:15  
Track Rating: Good 4, Weather: Overcast, Rail Position: +3m Entire



Section	Overall	800m	600m	400m	200m										
Section Times	0:58.44 [11] (0:13.69)	0:44.75 [6] (0:10.85)	0:33.90 [7] (0:10.97)	0:22.93 [6] (0:11.06)	0:11.87 [8] (0:11.87)										
Average Speed [km/h]	52.6	66.8	66.0	64.9	60.6										
Top Speed [km/h]	67.0	67.4	66.5	65.8	63.7										
Avg. Dist. to Rail [m]	3.4	2.1	0.4	1.5	2.1										
Avg. Stride Freq. [Hz]	2.2	2.3	2.3	2.3	2.2										
Avg. Stride Length [m]	6.0	7.9	7.7	7.8	7.7										





Horse/Jockey Name	Make It So
Final Rank	12
Fastest Section Time (Section)	0:10.76 (800m)
Top Speed [km/h] (Section)	68.1 (800m)
Race State	Finished



Sunshine CoastProfessional  
Race 8: TAB BENCHMARK 68 Handicap - 1000m  
01 January 2026 - 17:15  
Track Rating: Good 4, Weather: Overcast, Rail Position: +3m Entire



Section	Overall	800m	600m	400m	200m														
Section Times	0:58.49 [12] (0:13.82)	0:44.67 [8] (0:10.76)	0:33.91 [8] (0:11.07)	0:22.84 [9] (0:10.98)	0:11.86 [11] (0:11.86)														
Average Speed [km/h]	52.2	67.0	65.4	65.7	60.7														
Top Speed [km/h]	67.3	68.1	67.9	66.5	64.2														
Avg. Dist. to Rail [m]	5.2	1.5	1.2	5.1	5.2														
Avg. Stride Freq. [Hz]	2.4	2.5	2.4	2.4	2.3														
Avg. Stride Length [m]	5.6	7.5	7.4	7.5	7.3														

