



KilcoyProfessional

Race 1: PEACE & PROSPERITY Maiden Plate - 1200m

02 January 2026 - 13:35



Track Rating: Soft 5, Weather: Overcast, Rail Position: True Entire Circuit

Section		Field Times				Overall	1000m	800m	600m	400m	200m	Last 600m	
						1:12.38 (0:13.19)	0:59.19 (0:11.40)	0:47.79 (0:12.05)	0:35.74 (0:11.52)	0:24.22 (0:11.92)	0:12.30 (0:12.30)	0:35.74	
Rank	TAB	Horse/Jockey	Barrier	Top Speed [km/h]	Fastest Section							Margin	Distance Travelled [m]
1	7	SWEET ANTHE	10	67.2	0:11.40	1:12.38 [1]	0:59.11 [2]	0:47.71 [2]	0:35.74 [1]	0:24.22 [1]	0:12.30 [1]	1:12.38	0:35.74
		Olivia Webb		Overall	1000m	(0:13.27)	(0:11.40)	(0:11.97)	(0:11.52)	(0:11.92)	(0:12.30)		
2	13	SECRET ROSE	5	68.6	0:11.44	1:12.50 [2]	0:58.81 [7]	0:47.37 [8]	0:35.29 [7]	0:23.74 [7]	0:12.05 [3]	0.75L	0:35.29 +1
		Jai Williams		Overall	1000m	(0:13.69)	(0:11.44)	(0:12.08)	(0:11.55)	(0:11.69)	(0:12.05)		
3	5	RAZOR'S MAGIC	12	67.4	0:11.40	1:12.54 [3]	0:59.35 [1]	0:47.95 [1]	0:35.81 [2]	0:24.26 [2]	0:12.38 [2]	0.96L	0:35.81 +7
		Bailie Baker		Overall	1000m	(0:13.19)	(0:11.40)	(0:12.14)	(0:11.55)	(0:11.88)	(0:12.38)		
4	12	VERY DEMURE	6	66.6	0:11.59	1:12.71 [4]	0:58.94 [10]	0:47.35 [10]	0:35.21 [10]	0:23.61 [10]	0:11.93 [7]	1.96L	0:35.21 -3
		Les Tilley		Overall	1000m	(0:13.77)	(0:11.59)	(0:12.14)	(0:11.60)	(0:11.68)	(0:11.93)		
5	8	CHOCECLAIR	2	69.3	0:11.36	1:12.84 [5]	0:59.41 [5]	0:48.05 [3]	0:35.95 [3]	0:24.31 [5]	0:12.32 [4]	2.71L	0:35.95 +3
		Montanna Savva		Overall	1000m	(0:13.43)	(0:11.36)	(0:12.10)	(0:11.64)	(0:11.99)	(0:12.32)		
6	10	MONTE CARLO MISS	3	68.0	0:11.56	1:12.84 [6]	0:59.09 [9]	0:47.53 [9]	0:35.50 [9]	0:23.86 [9]	0:12.04 [8]	2.73L	0:35.50 -6
		Yvette Lewis		1000m	1000m	(0:13.75)	(0:11.56)	(0:12.03)	(0:11.64)	(0:11.82)	(0:12.04)		
7	9	KINDRED	9	65.5	0:11.63	1:13.03 [7]	0:59.16 [11]	0:47.53 [12]	0:35.37 [12]	0:23.63 [11]	0:11.97 [10]	3.85L	0:35.37 +1
		Georgina Cartwright		Overall	1000m	(0:13.87)	(0:11.63)	(0:12.16)	(0:11.74)	(0:11.66)	(0:11.97)		
8	15	FORTUNAS GIRL	4	67.7	0:11.38	1:13.04 [8]	0:59.59 [6]	0:48.21 [4]	0:36.13 [4]	0:24.60 [3]	0:12.43 [6]	3.88L	0:36.13 +9
		Brandon Lerena		1000m	1000m	(0:13.45)	(0:11.38)	(0:12.08)	(0:11.53)	(0:12.17)	(0:12.43)		
9	6	REVA'S CHOICE	1	67.9	0:11.55	1:13.25 [9]	0:59.84 [3]	0:48.29 [5]	0:36.19 [6]	0:24.55 [6]	0:12.68 [5]	5.11L	0:36.19 -7
		Shakira Bailey		Overall	1000m	(0:13.41)	(0:11.55)	(0:12.10)	(0:11.64)	(0:11.87)	(0:12.68)		
10	3	BUBBLY MOON	11	68.9	0:11.50	1:13.57 [10]	1:00.16 [4]	0:48.58 [6]	0:36.55 [5]	0:25.05 [4]	0:12.75 [9]	7.04L	0:36.55 +9
		Karl Zechner		Overall	600m	(0:13.41)	(0:11.58)	(0:12.03)	(0:11.50)	(0:12.30)	(0:12.75)		

Scratched: Rocking Frocks (#11), Kirishima (#4), Seaticus (#2), Factnot Fiction (#18), Cosmic Arc (#16), Claw Machine (#17)

Report Created: Fri 2 January 2026 13:57 GMT+10 (Note: Timing is based on position data)

Page 1/14

[] Ranking at each section and finish
-:-:- No data available at this section
NA No data available

SCN Saddle cloth number
DNF Did not finish
DNT Did not track

data processed by  TRIPLESDATA



KilcoyProfessional

Race 1: PEACE & PROSPERITY Maiden Plate - 1200m

02 January 2026 - 13:35



Track Rating: Soft 5, Weather: Overcast, Rail Position: True Entire Circuit

Section						Overall	1000m	800m	600m	400m	200m	Last 600m		
Field Times						1:12.38 (0:13.19)	0:59.19 (0:11.40)	0:47.79 (0:12.05)	0:35.74 (0:11.52)	0:24.22 (0:11.92)	0:12.30 (0:12.30)	0:35.74		
Rank	TAB	Horse/Jockey	Barrier	Top Speed [km/h]	Fastest Section							Margin	Distance Travelled [m]	
11	1	ARGENT EMPYREAN	8	66.9	0:11.39	1:13.99 [11]	1:00.29 [8]	0:48.90 [7]	0:36.78 [8]	0:25.14 [8]	0:12.83 [11]	9.48L	0:36.78	+10
		Micheal Hellyer		1000m	1000m	(0:13.70)	(0:11.39)	(0:12.12)	(0:11.64)	(0:12.31)	(0:12.83)			
12	14	LILLY 'N' ROSE	7	65.3	0:11.48	1:14.12 [12]	1:00.12 [12]	0:48.64 [11]	0:36.52 [11]	0:24.58 [12]	0:12.64 [12]	10.24L	0:36.52	-9
		Anthony Allen		1000m	1000m	(0:14.00)	(0:11.48)	(0:12.12)	(0:11.94)	(0:11.94)	(0:12.64)			

Scratched: Rocking Frocks (#11), Kirishima (#4), Seaticus (#2), Factnot Fiction (#18), Cosmic Arc (#16), Claw Machine (#17)



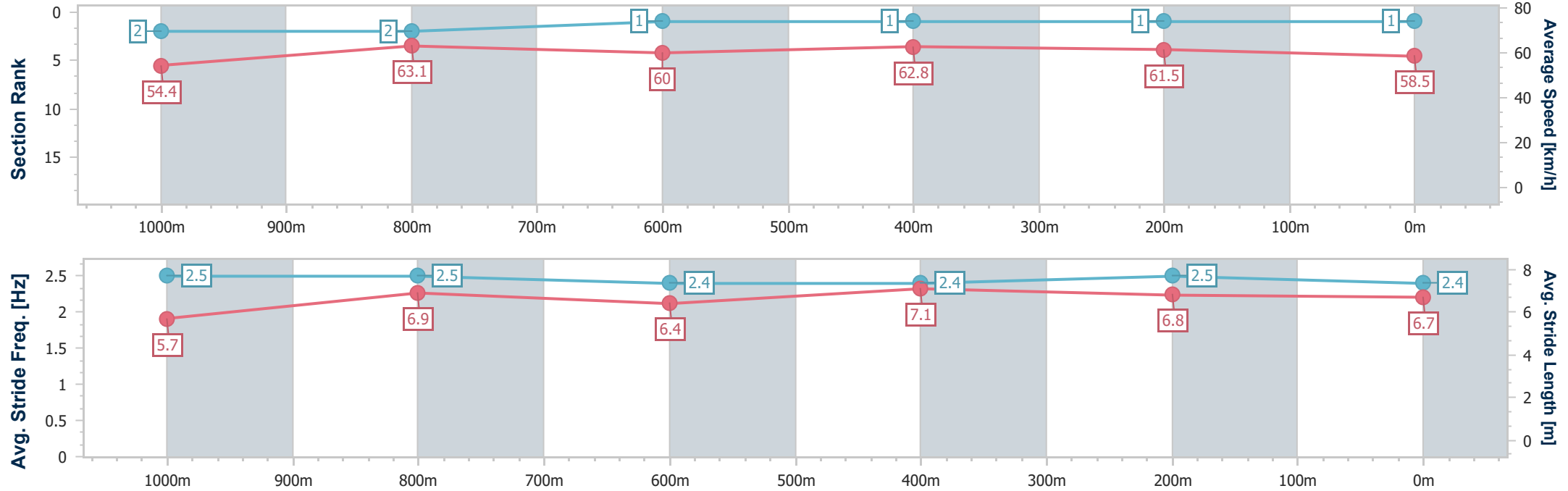
Horse/Jockey Name	Sweet Anthe
Final Rank	1
Fastest Section Time (Section)	0:11.40 (1000m)
Top Speed [km/h] (Section)	67.2 (Overall)
Race State	Finished



KilcoyProfessional
Race 1: PEACE & PROSPERITY Maiden Plate - 1200m
02 January 2026 - 13:35
Track Rating: Soft 5, Weather: Overcast, Rail Position: True Entire Circuit



Section	Overall	1000m	800m	600m	400m	200m							
Section Times	1:12.38 [1] (0:13.27)	0:59.11 [2] (0:11.40)	0:47.71 [2] (0:11.97)	0:35.74 [1] (0:11.52)	0:24.22 [1] (0:11.92)	0:12.30 [1] (0:12.30)							
Average Speed [km/h]	54.4	63.1	60.0	62.8	61.5	58.5							
Top Speed [km/h]	67.2	66.7	61.3	65.6	65.4	60.1							
Avg. Dist. to Rail [m]	5.7	0.2	0.4	1.4	2.4	2.1							
Avg. Stride Freq. [Hz]	2.5	2.5	2.4	2.4	2.5	2.4							
Avg. Stride Length [m]	5.7	6.9	6.4	7.1	6.8	6.7							



[] Ranking at each section and finish
-.-.- No data available at this section
NA No data available



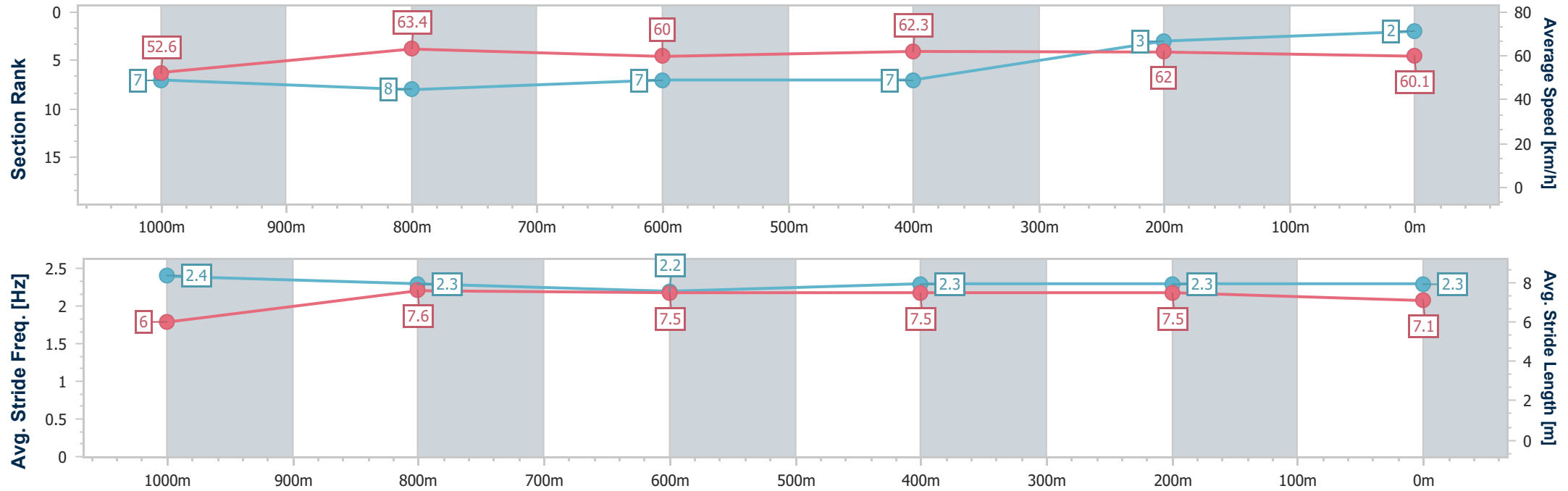
Horse/Jockey Name	Secret Rose
Final Rank	2
Fastest Section Time (Section)	0:11.44 (1000m)
Top Speed [km/h] (Section)	68.6 (Overall)
Race State	Finished



KilcoyProfessional
Race 1: PEACE & PROSPERITY Maiden Plate - 1200m
02 January 2026 - 13:35
Track Rating: Soft 5, Weather: Overcast, Rail Position: True Entire Circuit



Section	Overall	1000m	800m	600m	400m	200m							
Section Times	1:12.50 [2] (0:13.69)	0:58.81 [7] (0:11.44)	0:47.37 [8] (0:12.08)	0:35.29 [7] (0:11.55)	0:23.74 [7] (0:11.69)	0:12.05 [3] (0:12.05)							
Average Speed [km/h]	52.6	63.4	60.0	62.3	62.0	60.1							
Top Speed [km/h]	68.6	67.7	62.4	64.0	63.5	60.9							
Avg. Dist. to Rail [m]	4.2	2.2	0.7	1.5	1.4	2.9							
Avg. Stride Freq. [Hz]	2.4	2.3	2.2	2.3	2.3	2.3							
Avg. Stride Length [m]	6.0	7.6	7.5	7.5	7.5	7.1							



[] Ranking at each section and finish
-.-.- No data available at this section
NA No data available



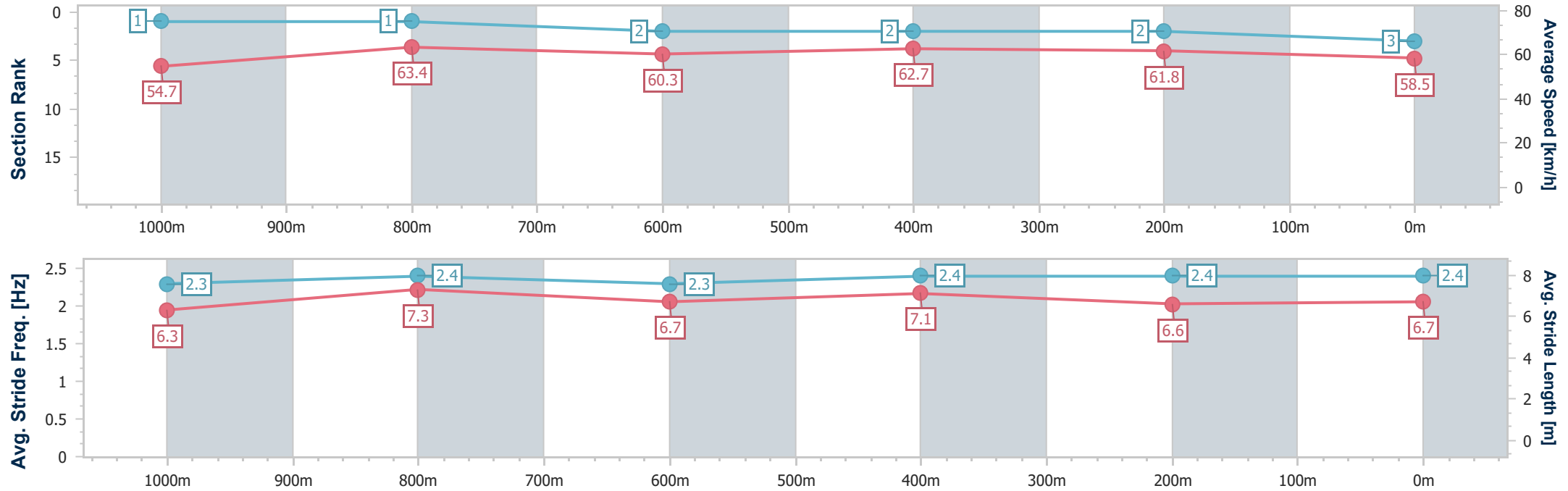
Horse/Jockey Name	Razor's Magic
Final Rank	3
Fastest Section Time (Section)	0:11.40 (1000m)
Top Speed [km/h] (Section)	67.4 (Overall)
Race State	Finished



KilcoyProfessional
Race 1: PEACE & PROSPERITY Maiden Plate - 1200m
02 January 2026 - 13:35
Track Rating: Soft 5, Weather: Overcast, Rail Position: True Entire Circuit



Section	Overall	1000m	800m	600m	400m	200m							
Section Times	1:12.54 [3] (0:13.19)	0:59.35 [1] (0:11.40)	0:47.95 [1] (0:12.14)	0:35.81 [2] (0:11.55)	0:24.26 [2] (0:11.88)	0:12.38 [2] (0:12.38)							
Average Speed [km/h]	54.7	63.4	60.3	62.7	61.8	58.5							
Top Speed [km/h]	67.4	66.4	61.5	64.1	63.7	59.9							
Avg. Dist. to Rail [m]	8.3	2.0	2.6	2.0	2.5	5.5							
Avg. Stride Freq. [Hz]	2.3	2.4	2.3	2.4	2.4	2.4							
Avg. Stride Length [m]	6.3	7.3	6.7	7.1	6.6	6.7							





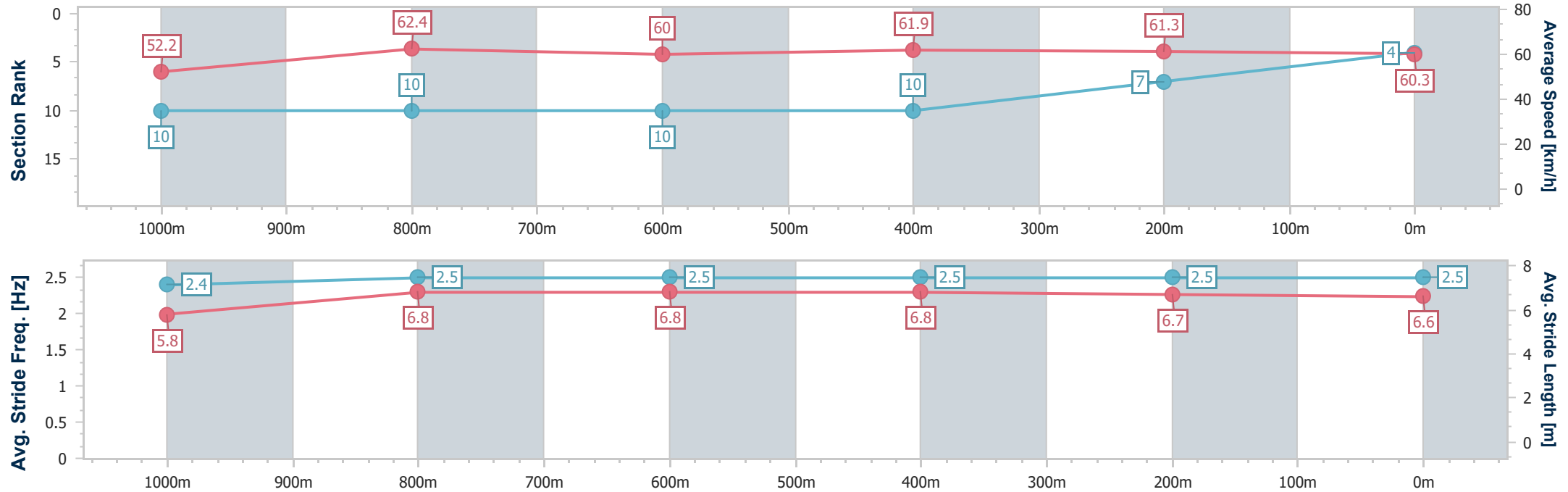
Horse/Jockey Name	Very Demure
Final Rank	4
Fastest Section Time (Section)	0:11.59 (1000m)
Top Speed [km/h] (Section)	66.6 (Overall)
Race State	Finished



KilcoyProfessional
Race 1: PEACE & PROSPERITY Maiden Plate - 1200m
02 January 2026 - 13:35
Track Rating: Soft 5, Weather: Overcast, Rail Position: True Entire Circuit



Section	Overall	1000m	800m	600m	400m	200m							
Section Times	1:12.71 [4] (0:13.77)	0:58.94 [10] (0:11.59)	0:47.35 [10] (0:12.14)	0:35.21 [10] (0:11.60)	0:23.61 [10] (0:11.68)	0:11.93 [7] (0:11.93)							
Average Speed [km/h]	52.2	62.4	60.0	61.9	61.3	60.3							
Top Speed [km/h]	66.6	66.2	62.6	63.3	62.3	61.8							
Avg. Dist. to Rail [m]	5.3	1.7	1.4	0.6	1.0	3.2							
Avg. Stride Freq. [Hz]	2.4	2.5	2.5	2.5	2.5	2.5							
Avg. Stride Length [m]	5.8	6.8	6.8	6.8	6.7	6.6							



[] Ranking at each section and finish
-.-.- No data available at this section
NA No data available



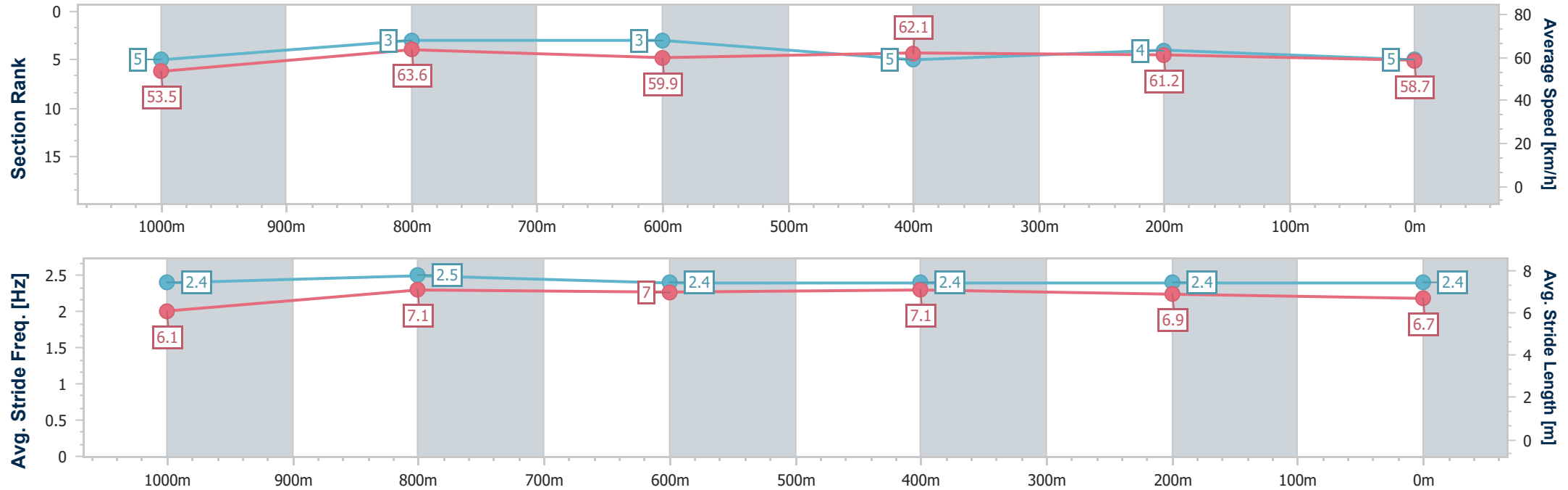
Horse/Jockey Name	Choceclair
Final Rank	5
Fastest Section Time (Section)	0:11.36 (1000m)
Top Speed [km/h] (Section)	69.3 (Overall)
Race State	Finished



KilcoyProfessional
Race 1: PEACE & PROSPERITY Maiden Plate - 1200m
02 January 2026 - 13:35
Track Rating: Soft 5, Weather: Overcast, Rail Position: True Entire Circuit



Section	Overall	1000m	800m	600m	400m	200m							
Section Times	1:12.84 [5] (0:13.43)	0:59.41 [5] (0:11.36)	0:48.05 [3] (0:12.10)	0:35.95 [3] (0:11.64)	0:24.31 [5] (0:11.99)	0:12.32 [4] (0:12.32)							
Average Speed [km/h]	53.5	63.6	59.9	62.1	61.2	58.7							
Top Speed [km/h]	69.3	68.8	62.1	64.5	64.2	59.8							
Avg. Dist. to Rail [m]	1.9	1.5	1.3	1.4	2.2	2.5							
Avg. Stride Freq. [Hz]	2.4	2.5	2.4	2.4	2.4	2.4							
Avg. Stride Length [m]	6.1	7.1	7.0	7.1	6.9	6.7							



[] Ranking at each section and finish
- - - - No data available at this section
NA No data available



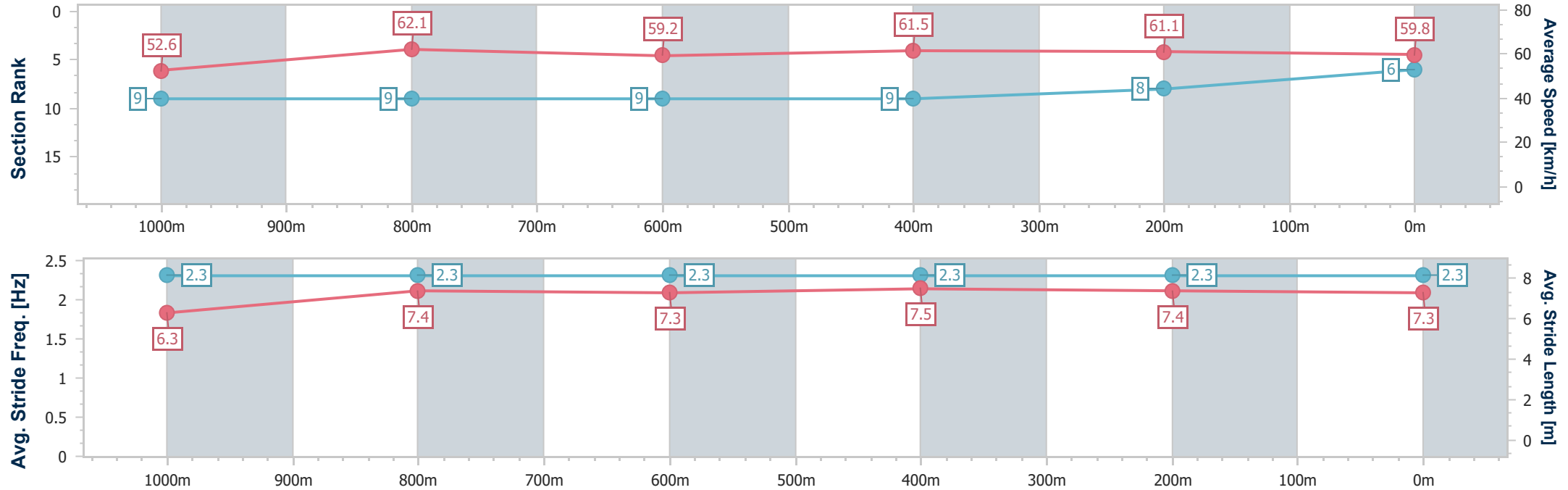
Horse/Jockey Name	Monte Carlo Miss
Final Rank	6
Fastest Section Time (Section)	0:11.56 (1000m)
Top Speed [km/h] (Section)	68.0 (1000m)
Race State	Finished



KilcoyProfessional
Race 1: PEACE & PROSPERITY Maiden Plate - 1200m
02 January 2026 - 13:35
Track Rating: Soft 5, Weather: Overcast, Rail Position: True Entire Circuit



Section	Overall	1000m	800m	600m	400m	200m							
Section Times	1:12.84 [6] (0:13.75)	0:59.09 [9] (0:11.56)	0:47.53 [9] (0:12.03)	0:35.50 [9] (0:11.64)	0:23.86 [9] (0:11.82)	0:12.04 [8] (0:12.04)							
Average Speed [km/h]	52.6	62.1	59.2	61.5	61.1	59.8							
Top Speed [km/h]	67.5	68.0	61.5	63.4	63.1	61.1							
Avg. Dist. to Rail [m]	1.5	0.5	1.4	1.2	0.6	2.1							
Avg. Stride Freq. [Hz]	2.3	2.3	2.3	2.3	2.3	2.3							
Avg. Stride Length [m]	6.3	7.4	7.3	7.5	7.4	7.3							



[] Ranking at each section and finish
-.-.- No data available at this section
NA No data available



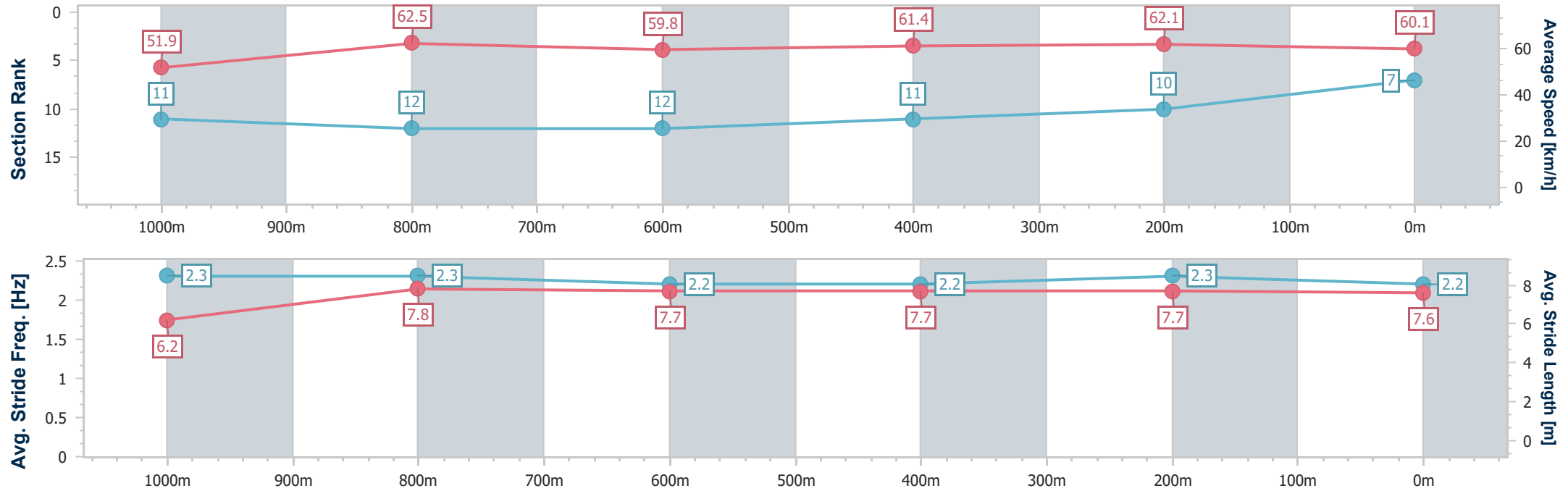
Horse/Jockey Name	Kindred
Final Rank	7
Fastest Section Time (Section)	0:11.63 (1000m)
Top Speed [km/h] (Section)	65.5 (Overall)
Race State	Finished



KilcoyProfessional
Race 1: PEACE & PROSPERITY Maiden Plate - 1200m
02 January 2026 - 13:35
Track Rating: Soft 5, Weather: Overcast, Rail Position: True Entire Circuit



Section	Overall	1000m	800m	600m	400m	200m							
Section Times	1:13.03 [7] (0:13.87)	0:59.16 [11] (0:11.63)	0:47.53 [12] (0:12.16)	0:35.37 [12] (0:11.74)	0:23.63 [11] (0:11.66)	0:11.97 [10] (0:11.97)							
Average Speed [km/h]	51.9	62.5	59.8	61.4	62.1	60.1							
Top Speed [km/h]	65.5	64.8	61.3	64.0	64.0	61.3							
Avg. Dist. to Rail [m]	7.4	3.0	1.4	0.9	0.8	3.5							
Avg. Stride Freq. [Hz]	2.3	2.3	2.2	2.2	2.3	2.2							
Avg. Stride Length [m]	6.2	7.8	7.7	7.7	7.7	7.6							



[] Ranking at each section and finish
- - - - No data available at this section
NA No data available



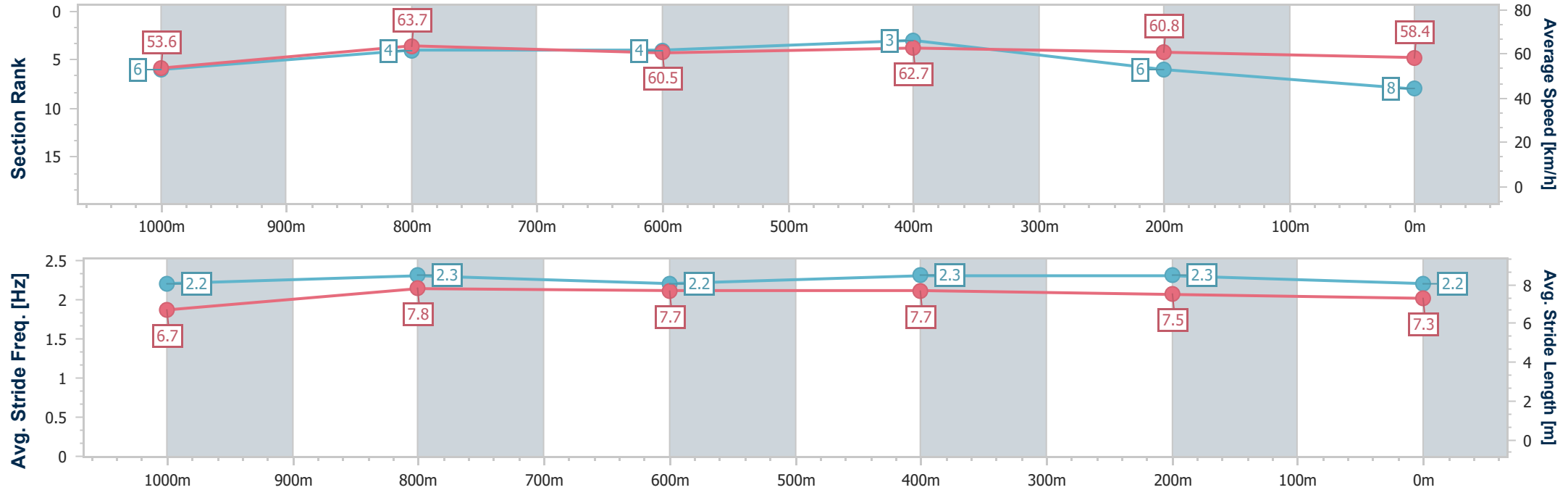
Horse/Jockey Name	Fortunas Girl
Final Rank	8
Fastest Section Time (Section)	0:11.38 (1000m)
Top Speed [km/h] (Section)	67.7 (1000m)
Race State	Finished



KilcoyProfessional
Race 1: PEACE & PROSPERITY Maiden Plate - 1200m
02 January 2026 - 13:35
Track Rating: Soft 5, Weather: Overcast, Rail Position: True Entire Circuit



Section	Overall	1000m	800m	600m	400m	200m							
Section Times	1:13.04 [8] (0:13.45)	0:59.59 [6] (0:11.38)	0:48.21 [4] (0:12.08)	0:36.13 [4] (0:11.53)	0:24.60 [3] (0:12.17)	0:12.43 [6] (0:12.43)							
Average Speed [km/h]	53.6	63.7	60.5	62.7	60.8	58.4							
Top Speed [km/h]	67.7	67.7	61.9	63.7	62.5	59.5							
Avg. Dist. to Rail [m]	3.9	3.3	2.3	3.1	3.6	6.0							
Avg. Stride Freq. [Hz]	2.2	2.3	2.2	2.3	2.3	2.2							
Avg. Stride Length [m]	6.7	7.8	7.7	7.7	7.5	7.3							





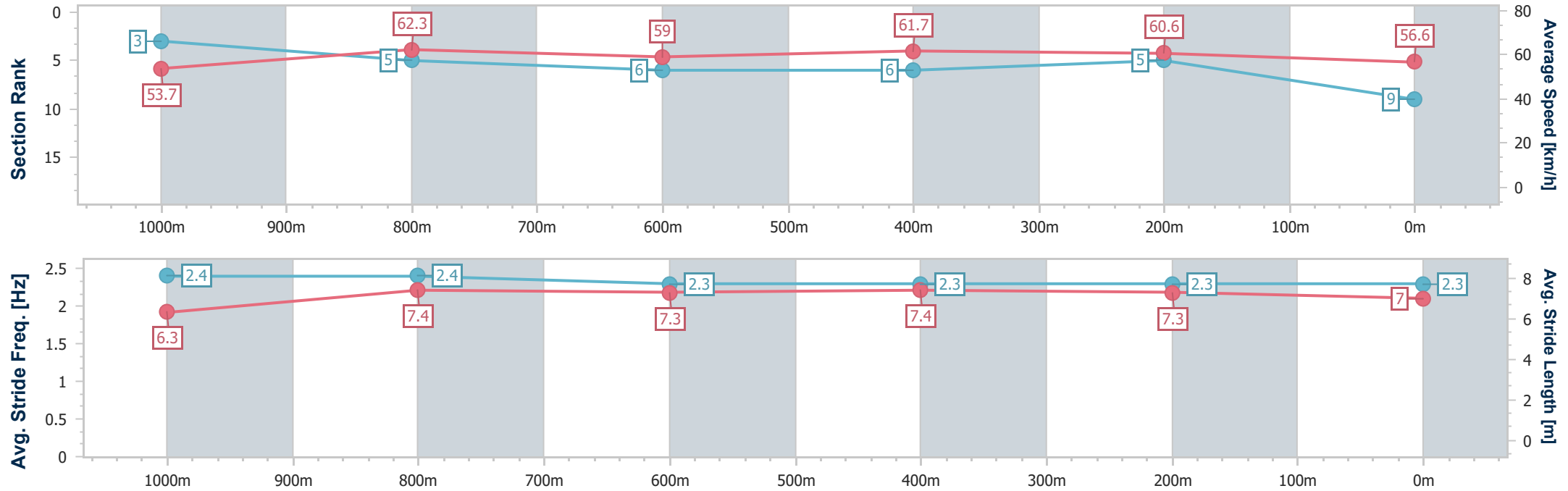
Horse/Jockey Name	Reva's Choice
Final Rank	9
Fastest Section Time (Section)	0:11.55 (1000m)
Top Speed [km/h] (Section)	67.9 (Overall)
Race State	Finished



KilcoyProfessional
Race 1: PEACE & PROSPERITY Maiden Plate - 1200m
02 January 2026 - 13:35
Track Rating: Soft 5, Weather: Overcast, Rail Position: True Entire Circuit



Section	Overall	1000m	800m	600m	400m	200m							
Section Times	1:13.25 [9] (0:13.41)	0:59.84 [3] (0:11.55)	0:48.29 [5] (0:12.10)	0:36.19 [6] (0:11.64)	0:24.55 [6] (0:11.87)	0:12.68 [5] (0:12.68)							
Average Speed [km/h]	53.7	62.3	59.0	61.7	60.6	56.6							
Top Speed [km/h]	67.9	67.1	60.8	64.0	62.3	59.5							
Avg. Dist. to Rail [m]	0.6	0.3	0.9	0.5	0.3	0.9							
Avg. Stride Freq. [Hz]	2.4	2.4	2.3	2.3	2.3	2.3							
Avg. Stride Length [m]	6.3	7.4	7.3	7.4	7.3	7.0							





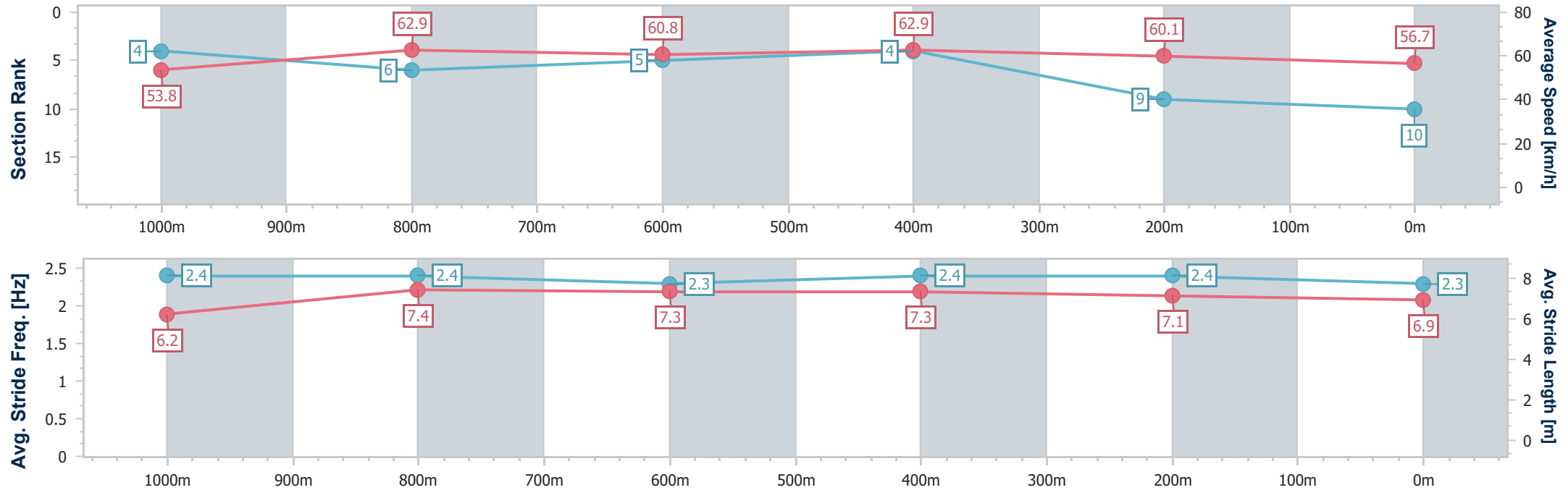
Horse/Jockey Name	Bubbly Moon
Final Rank	10
Fastest Section Time (Section)	0:11.50 (600m)
Top Speed [km/h] (Section)	68.9 (Overall)
Race State	Finished



KilcoyProfessional
Race 1: PEACE & PROSPERITY Maiden Plate - 1200m
02 January 2026 - 13:35
Track Rating: Soft 5, Weather: Overcast, Rail Position: True Entire Circuit



Section	Overall	1000m	800m	600m	400m	200m							
Section Times	1:13.57 [10] (0:13.41)	1:00.16 [4] (0:11.58)	0:48.58 [6] (0:12.03)	0:36.55 [5] (0:11.50)	0:25.05 [4] (0:12.30)	0:12.75 [9] (0:12.75)							
Average Speed [km/h]	53.8	62.9	60.8	62.9	60.1	56.7							
Top Speed [km/h]	68.9	68.8	62.6	64.9	63.3	59.0							
Avg. Dist. to Rail [m]	8.7	4.8	2.5	2.8	3.3	4.5							
Avg. Stride Freq. [Hz]	2.4	2.4	2.3	2.4	2.4	2.3							
Avg. Stride Length [m]	6.2	7.4	7.3	7.3	7.1	6.9							



[] Ranking at each section and finish
- - - - No data available at this section
NA No data available



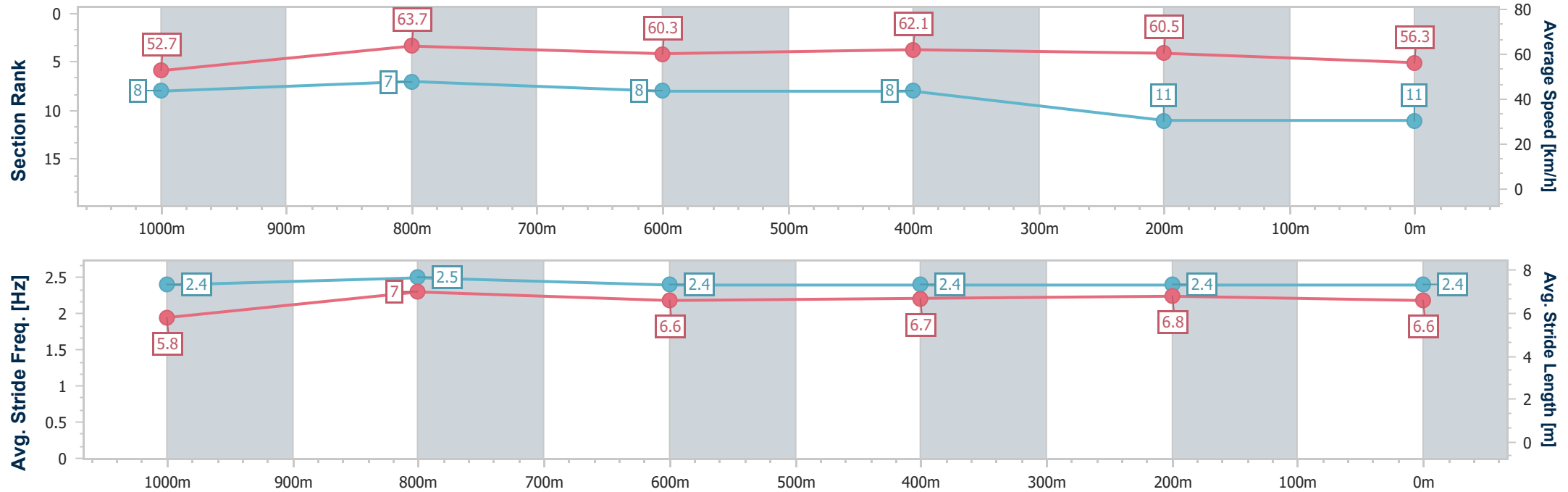
Horse/Jockey Name	Argent Empyrean
Final Rank	11
Fastest Section Time (Section)	0:11.39 (1000m)
Top Speed [km/h] (Section)	66.9 (1000m)
Race State	Finished



KilcoyProfessional
Race 1: PEACE & PROSPERITY Maiden Plate - 1200m
02 January 2026 - 13:35
Track Rating: Soft 5, Weather: Overcast, Rail Position: True Entire Circuit



Section	Overall	1000m	800m	600m	400m	200m							
Section Times	1:13.99 [11] (0:13.70)	1:00.29 [8] (0:11.39)	0:48.90 [7] (0:12.12)	0:36.78 [8] (0:11.64)	0:25.14 [8] (0:12.31)	0:12.83 [11] (0:12.83)							
Average Speed [km/h]	52.7	63.7	60.3	62.1	60.5	56.3							
Top Speed [km/h]	66.7	66.9	61.9	64.4	63.4	57.8							
Avg. Dist. to Rail [m]	6.3	3.2	2.5	3.0	4.0	4.1							
Avg. Stride Freq. [Hz]	2.4	2.5	2.4	2.4	2.4	2.4							
Avg. Stride Length [m]	5.8	7.0	6.6	6.7	6.8	6.6							





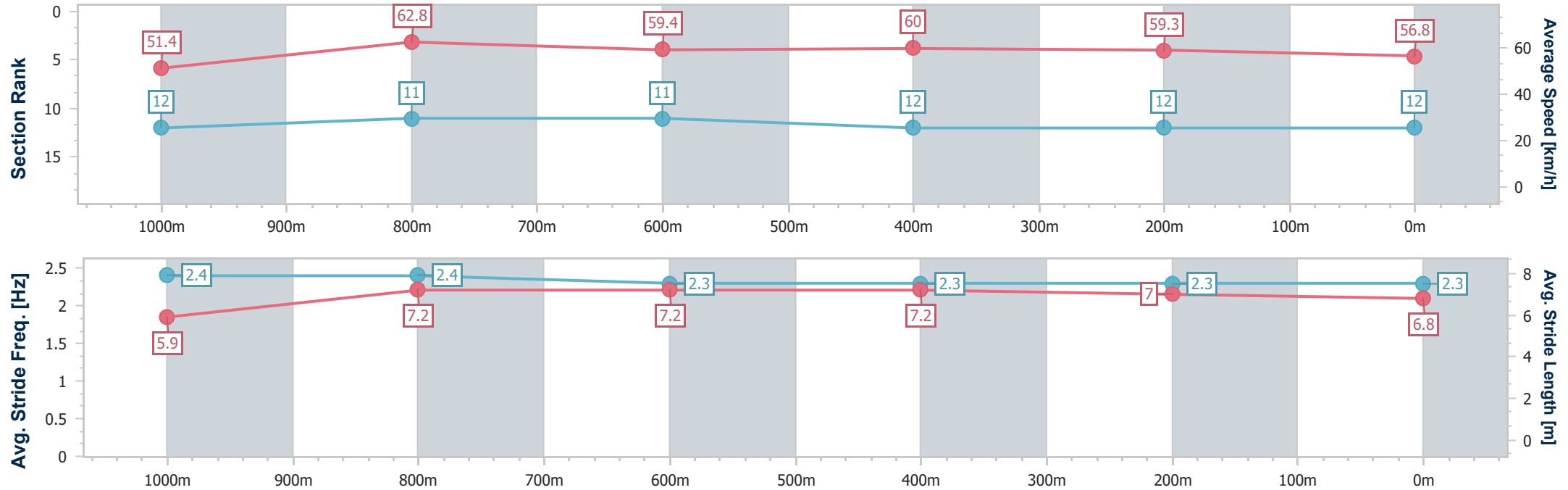
Horse/Jockey Name	Lilly 'N' Rose
Final Rank	12
Fastest Section Time (Section)	0:11.48 (1000m)
Top Speed [km/h] (Section)	65.3 (1000m)
Race State	Finished



KilcoyProfessional
Race 1: PEACE & PROSPERITY Maiden Plate - 1200m
02 January 2026 - 13:35
Track Rating: Soft 5, Weather: Overcast, Rail Position: True Entire Circuit



Section	Overall	1000m	800m	600m	400m	200m							
Section Times	1:14.12 [12] (0:14.00)	1:00.12 [12] (0:11.48)	0:48.64 [11] (0:12.12)	0:36.52 [11] (0:11.94)	0:24.58 [12] (0:11.94)	0:12.64 [12] (0:12.64)							
Average Speed [km/h]	51.4	62.8	59.4	60.0	59.3	56.8							
Top Speed [km/h]	64.9	65.3	60.9	62.2	61.1	58.6							
Avg. Dist. to Rail [m]	5.3	0.4	0.4	0.4	2.0	1.1							
Avg. Stride Freq. [Hz]	2.4	2.4	2.3	2.3	2.3	2.3							
Avg. Stride Length [m]	5.9	7.2	7.2	7.2	7.0	6.8							



Track Rating: Soft 5, Weather: Overcast, Rail Position: True Entire Circuit

Section						Overall	600m	400m	200m	Last 600m		
Field Times						0:46.13 (0:13.12)	0:33.01 (0:10.13)	0:22.88 (0:11.31)	0:11.57 (0:11.57)	0:33.01		
Rank	TAB	Horse/Jockey	Barrier	Top Speed [km/h]	Fastest Section					Margin		Distance Travelled [m]
1	5	STREET DAZZLER	3	70.9	0:10.26	0:46.13 [1]	0:32.77 [4]	0:22.51 [4]	0:11.55 [2]	0:46.13	0:32.77	
		Anthony Allen		600m	600m	(0:13.36)	(0:10.26)	(0:10.96)	(0:11.55)			
2	3	BRAVE EMMA	2	71.0	0:10.10	0:46.26 [2]	0:32.96 [2]	0:22.86 [2]	0:11.60 [3]	0.75L	0:32.96	+1
		Montanna Savva		Overall	600m	(0:13.30)	(0:10.10)	(0:11.26)	(0:11.60)			
3	4	SHE'S GOT IT	6	70.8	0:10.13	0:46.34 [3]	0:33.22 [1]	0:23.09 [1]	0:11.78 [1]	1.25L	0:33.22	+5
		Jackson Murphy		600m	600m	(0:13.12)	(0:10.13)	(0:11.31)	(0:11.78)			
4	10	VIOLACEOUS	1	71.4	0:10.14	0:46.55 [4]	0:33.01 [6]	0:22.87 [6]	0:11.72 [4]	2.49L	0:33.01	+4
		Stephanie Tierney		600m	600m	(0:13.54)	(0:10.14)	(0:11.15)	(0:11.72)			
5	13	SHAQUE D'AMOUR	4	71.4	0:10.21	0:46.59 [5]	0:33.17 [5]	0:22.96 [5]	0:11.65 [5]	2.72L	0:33.17	+6
		Harrison Shaw		Overall	600m	(0:13.42)	(0:10.21)	(0:11.31)	(0:11.65)			
6	12	ARISTOCRATIC GIRL	8	71.3	0:10.19	0:46.63 [6]	0:33.30 [3]	0:23.11 [3]	0:11.62 [6]	2.92L	0:33.30	+9
		Georgina Cartwright		Overall	600m	(0:13.33)	(0:10.19)	(0:11.49)	(0:11.62)			
7	1	BETTER FOR IT	5	69.5	0:10.41	0:47.11 [7]	0:33.45 [7]	0:23.04 [7]	0:11.82 [7]	5.77L	0:33.45	-1
		Olivia Kendal		600m	600m	(0:13.66)	(0:10.41)	(0:11.22)	(0:11.82)			
8	2	PRINCE CASBIAN	7	68.2	0:10.71	0:48.85 [8]	0:35.18 [8]	0:24.47 [8]	0:12.67 [8]	16.03L	0:35.18	+5
		Damien Boche		600m	600m	(0:13.67)	(0:10.71)	(0:11.80)	(0:12.67)			

Scratched: Sheza Party Girl (#8), Loquito (#7), Bondonga Belle (#6), The Rookie (#9), Joyful Conquest (#11), I'lltellyoui'min (#14)



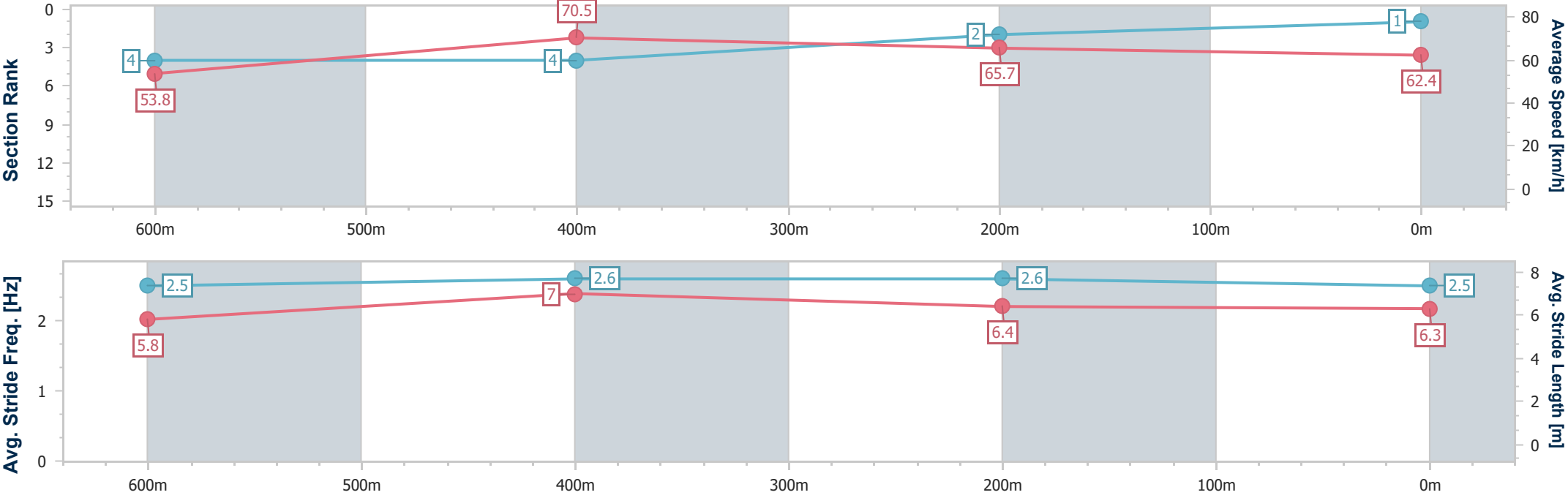
Horse/Jockey Name	Street Dazzler
Final Rank	1
Fastest Section Time (Section)	0:10.26 (600m)
Top Speed [km/h] (Section)	70.9 (600m)
Race State	Finished



KilcoyProfessional
Race 2: HAPPY NEW YEAR Maiden Plate - 800m
02 January 2026 - 14:14
Track Rating: Soft 5, Weather: Overcast, Rail Position: True Entire Circuit



Section	Overall	600m	400m	200m										
Section Times	0:46.13 [1] (0:13.36)	0:32.77 [4] (0:10.26)	0:22.51 [4] (0:10.96)	0:11.55 [2] (0:11.55)										
Average Speed [km/h]	53.8	70.5	65.7	62.4										
Top Speed [km/h]	70.1	70.9	68.5	64.0										
Avg. Dist. to Rail [m]	2.2	1.8	0.4	2.3										
Avg. Stride Freq. [Hz]	2.5	2.6	2.6	2.5										
Avg. Stride Length [m]	5.8	7.0	6.4	6.3										





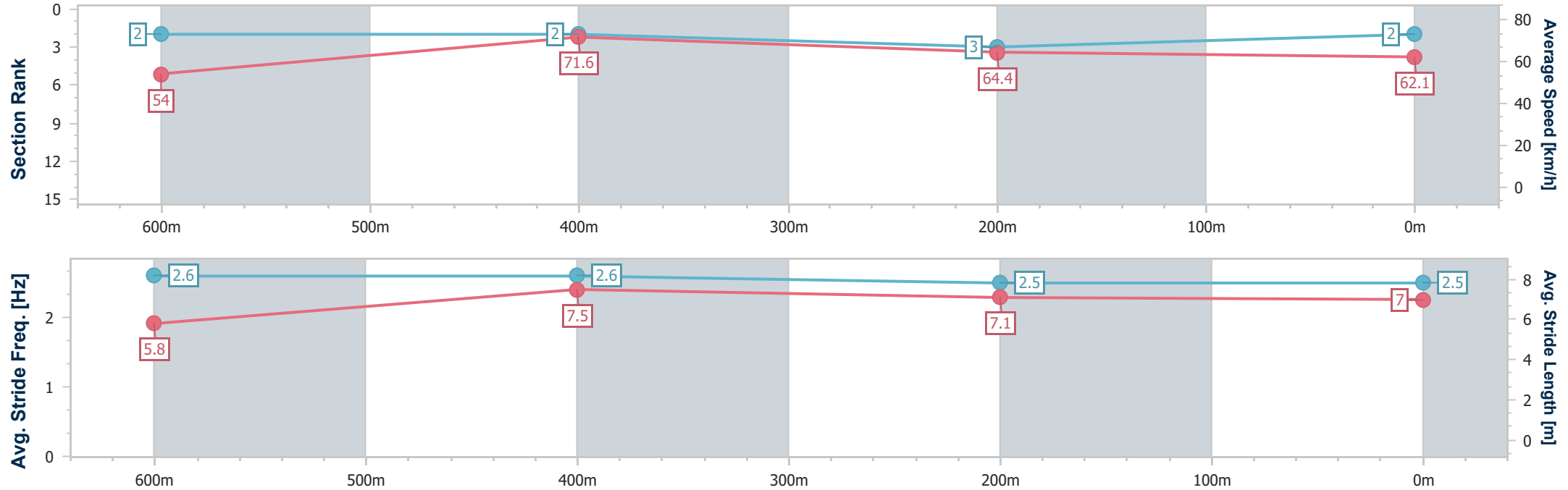
Horse/Jockey Name	Brave Emma
Final Rank	2
Fastest Section Time (Section)	0:10.10 (600m)
Top Speed [km/h] (Section)	71.0 (Overall)
Race State	Finished



KilcoyProfessional
Race 2: HAPPY NEW YEAR Maiden Plate - 800m
02 January 2026 - 14:14
Track Rating: Soft 5, Weather: Overcast, Rail Position: True Entire Circuit



Section	Overall	600m	400m	200m										
Section Times	0:46.26 [2] (0:13.30)	0:32.96 [2] (0:10.10)	0:22.86 [2] (0:11.26)	0:11.60 [3] (0:11.60)										
Average Speed [km/h]	54.0	71.6	64.4	62.1										
Top Speed [km/h]	71.0	71.0	68.9	63.7										
Avg. Dist. to Rail [m]	1.4	1.7	1.2	1.0										
Avg. Stride Freq. [Hz]	2.6	2.6	2.5	2.5										
Avg. Stride Length [m]	5.8	7.5	7.1	7.0										





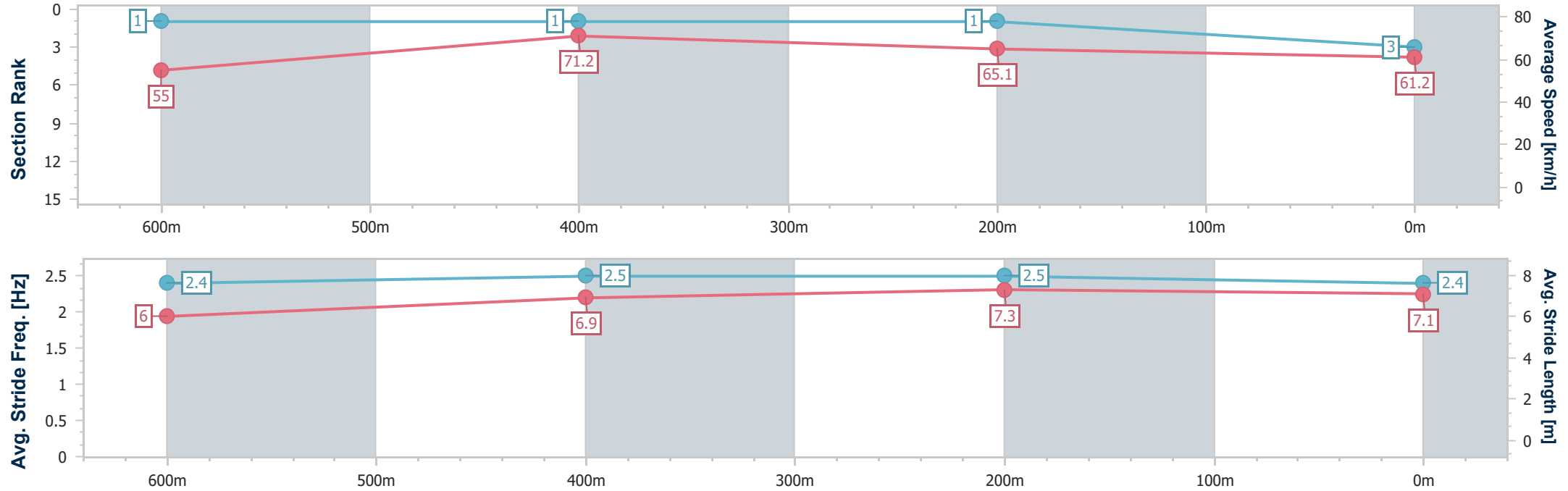
Horse/Jockey Name	She's Got It
Final Rank	3
Fastest Section Time (Section)	0:10.13 (600m)
Top Speed [km/h] (Section)	70.8 (600m)
Race State	Finished



KilcoyProfessional
Race 2: HAPPY NEW YEAR Maiden Plate - 800m
02 January 2026 - 14:14
Track Rating: Soft 5, Weather: Overcast, Rail Position: True Entire Circuit



Section	Overall	600m	400m	200m										
Section Times	0:46.34 [3] (0:13.12)	0:33.22 [1] (0:10.13)	0:23.09 [1] (0:11.31)	0:11.78 [1] (0:11.78)										
Average Speed [km/h]	55.0	71.2	65.1	61.2										
Top Speed [km/h]	70.7	70.8	67.7	63.9										
Avg. Dist. to Rail [m]	5.4	3.6	3.4	3.4										
Avg. Stride Freq. [Hz]	2.4	2.5	2.5	2.4										
Avg. Stride Length [m]	6.0	6.9	7.3	7.1										





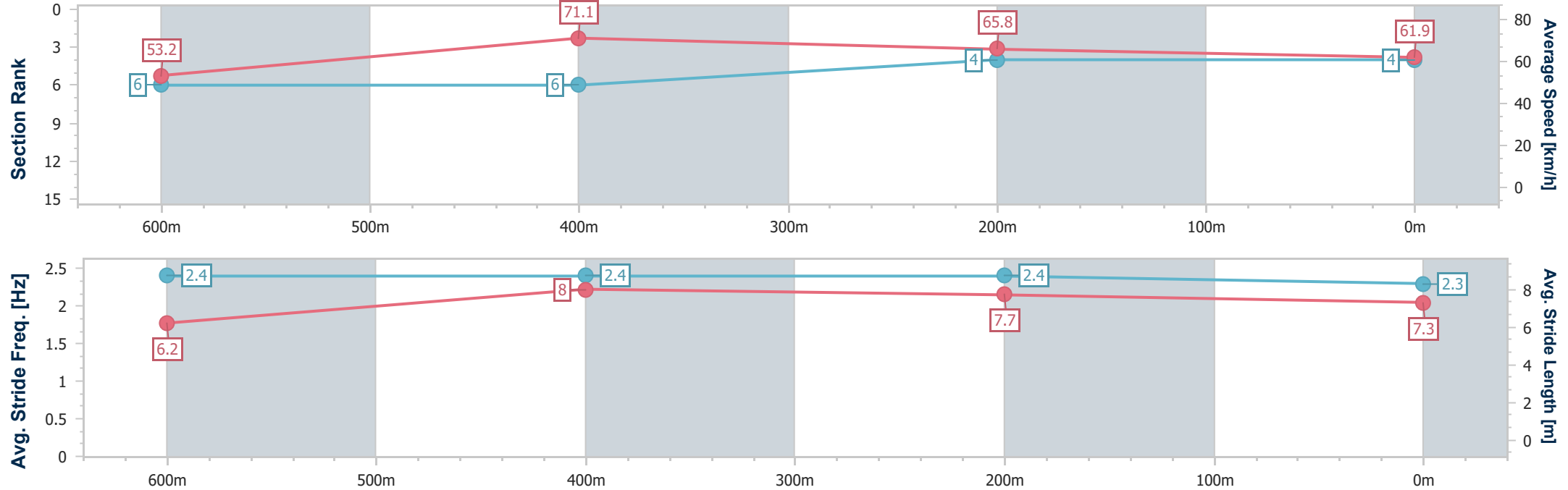
Horse/Jockey Name	Violaceous
Final Rank	4
Fastest Section Time (Section)	0:10.14 (600m)
Top Speed [km/h] (Section)	71.4 (600m)
Race State	Finished



KilcoyProfessional
Race 2: HAPPY NEW YEAR Maiden Plate - 800m
02 January 2026 - 14:14
Track Rating: Soft 5, Weather: Overcast, Rail Position: True Entire Circuit



Section	Overall	600m	400m	200m										
Section Times	0:46.55 [4] (0:13.54)	0:33.01 [6] (0:10.14)	0:22.87 [6] (0:11.15)	0:11.72 [4] (0:11.72)										
Average Speed [km/h]	53.2	71.1	65.8	61.9										
Top Speed [km/h]	69.7	71.4	69.1	63.6										
Avg. Dist. to Rail [m]	0.7	0.6	2.3	4.1										
Avg. Stride Freq. [Hz]	2.4	2.4	2.4	2.3										
Avg. Stride Length [m]	6.2	8.0	7.7	7.3										



[] Ranking at each section and finish
-.-.- No data available at this section
NA No data available



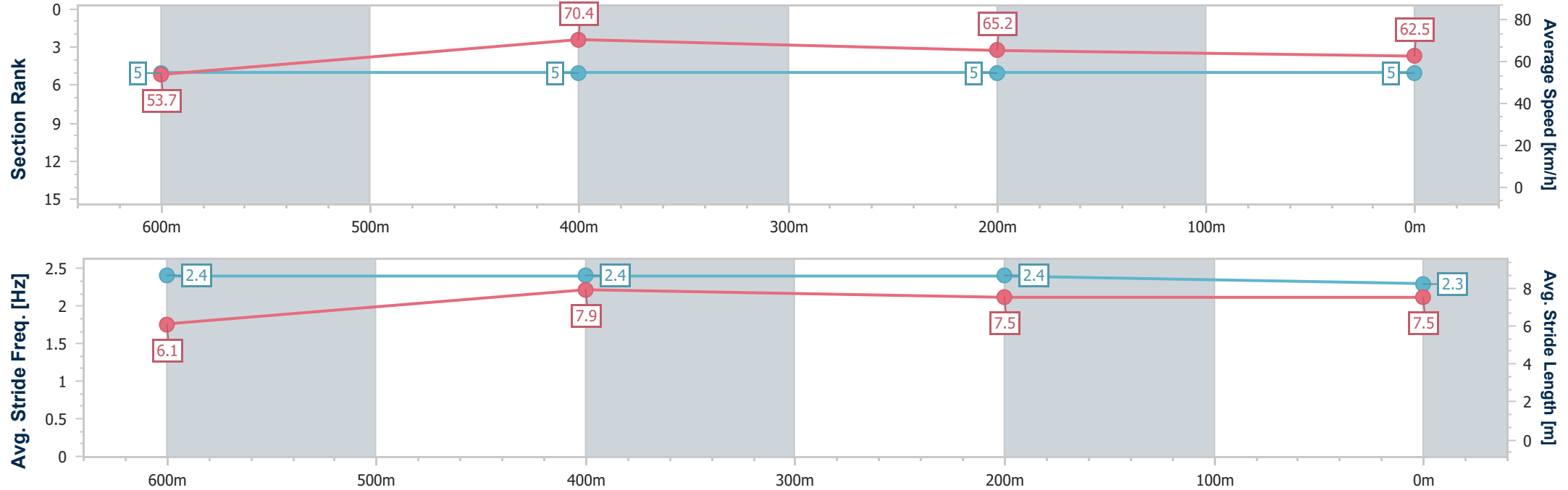
Horse/Jockey Name	Shaque D'amour
Final Rank	5
Fastest Section Time (Section)	0:10.21 (600m)
Top Speed [km/h] (Section)	71.4 (Overall)
Race State	Finished



KilcoyProfessional
Race 2: HAPPY NEW YEAR Maiden Plate - 800m
02 January 2026 - 14:14
Track Rating: Soft 5, Weather: Overcast, Rail Position: True Entire Circuit



Section	Overall	600m	400m	200m										
Section Times	0:46.59 [5] (0:13.42)	0:33.17 [5] (0:10.21)	0:22.96 [5] (0:11.31)	0:11.65 [5] (0:11.65)										
Average Speed [km/h]	53.7	70.4	65.2	62.5										
Top Speed [km/h]	71.4	71.3	68.7	63.6										
Avg. Dist. to Rail [m]	3.0	2.6	3.2	4.9										
Avg. Stride Freq. [Hz]	2.4	2.4	2.4	2.3										
Avg. Stride Length [m]	6.1	7.9	7.5	7.5										





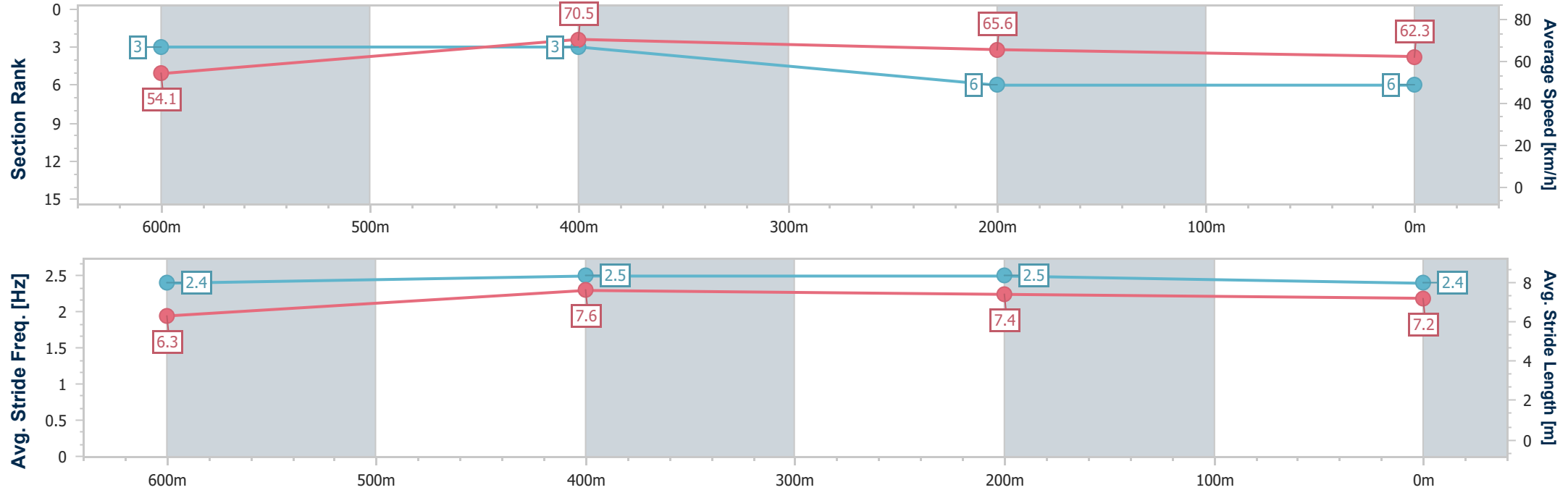
Horse/Jockey Name	Aristocratic Girl
Final Rank	6
Fastest Section Time (Section)	0:10.19 (600m)
Top Speed [km/h] (Section)	71.3 (Overall)
Race State	Finished



KilcoyProfessional
Race 2: HAPPY NEW YEAR Maiden Plate - 800m
02 January 2026 - 14:14
Track Rating: Soft 5, Weather: Overcast, Rail Position: True Entire Circuit



Section	Overall	600m	400m	200m										
Section Times	0:46.63 [6] (0:13.33)	0:33.30 [3] (0:10.19)	0:23.11 [3] (0:11.49)	0:11.62 [6] (0:11.62)										
Average Speed [km/h]	54.1	70.5	65.6	62.3										
Top Speed [km/h]	71.3	71.1	68.8	63.8										
Avg. Dist. to Rail [m]	6.5	5.4	5.7	5.3										
Avg. Stride Freq. [Hz]	2.4	2.5	2.5	2.4										
Avg. Stride Length [m]	6.3	7.6	7.4	7.2										





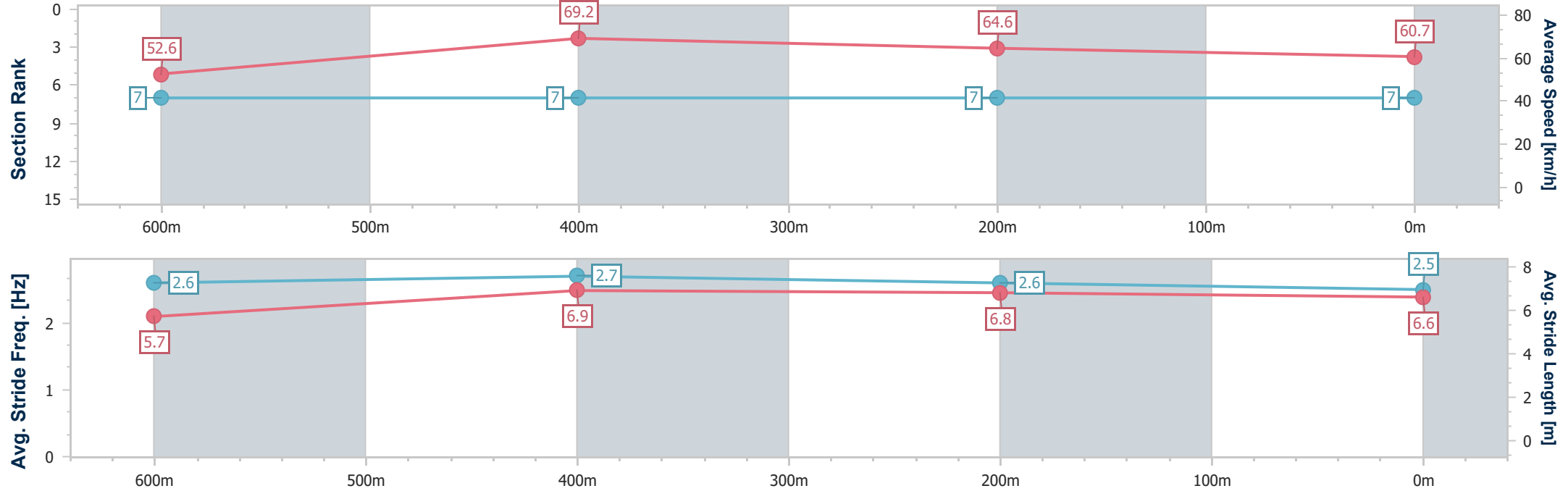
Horse/Jockey Name	Better For It
Final Rank	7
Fastest Section Time (Section)	0:10.41 (600m)
Top Speed [km/h] (Section)	69.5 (600m)
Race State	Finished



KilcoyProfessional
Race 2: HAPPY NEW YEAR Maiden Plate - 800m
02 January 2026 - 14:14
Track Rating: Soft 5, Weather: Overcast, Rail Position: True Entire Circuit



Section	Overall	600m	400m	200m										
Section Times	0:47.11 [7] (0:13.66)	0:33.45 [7] (0:10.41)	0:23.04 [7] (0:11.22)	0:11.82 [7] (0:11.82)										
Average Speed [km/h]	52.6	69.2	64.6	60.7										
Top Speed [km/h]	69.4	69.5	67.5	62.9										
Avg. Dist. to Rail [m]	4.8	5.0	1.2	0.9										
Avg. Stride Freq. [Hz]	2.6	2.7	2.6	2.5										
Avg. Stride Length [m]	5.7	6.9	6.8	6.6										





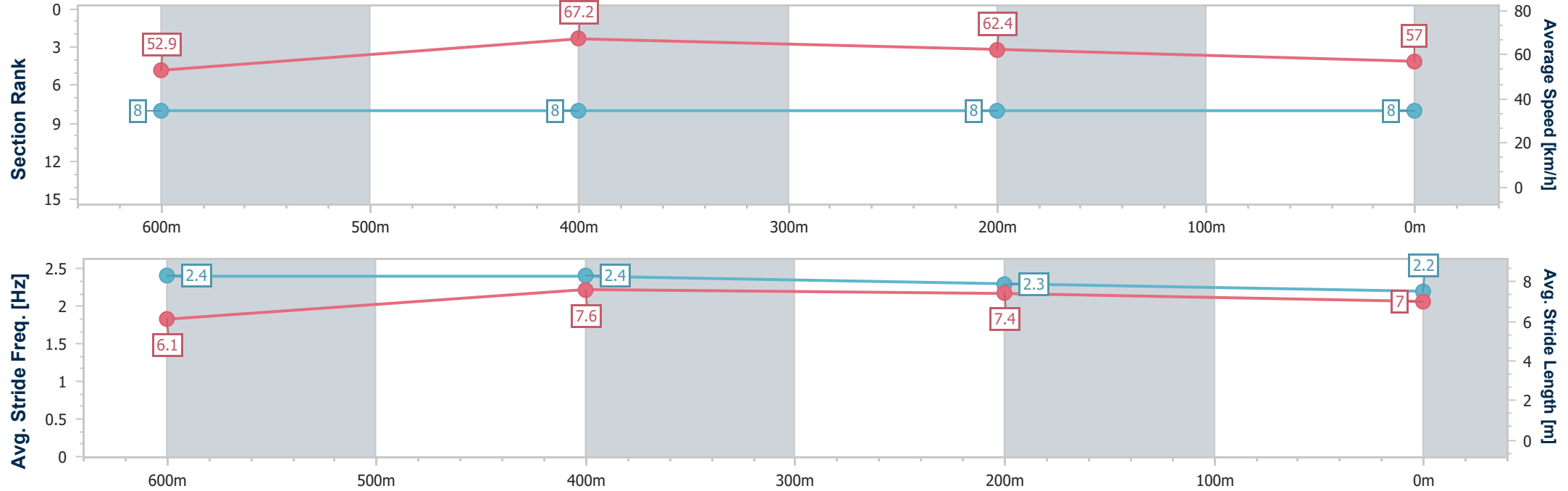
Horse/Jockey Name	Prince Casbian
Final Rank	8
Fastest Section Time (Section)	0:10.71 (600m)
Top Speed [km/h] (Section)	68.2 (600m)
Race State	Finished



KilcoyProfessional
Race 2: HAPPY NEW YEAR Maiden Plate - 800m
02 January 2026 - 14:14
Track Rating: Soft 5, Weather: Overcast, Rail Position: True Entire Circuit



Section	Overall	600m	400m	200m										
Section Times	0:48.85 [8] (0:13.67)	0:35.18 [8] (0:10.71)	0:24.47 [8] (0:11.80)	0:12.67 [8] (0:12.67)										
Average Speed [km/h]	52.9	67.2	62.4	57.0										
Top Speed [km/h]	68.2	68.2	65.9	59.9										
Avg. Dist. to Rail [m]	5.9	4.9	2.7	4.9										
Avg. Stride Freq. [Hz]	2.4	2.4	2.3	2.2										
Avg. Stride Length [m]	6.1	7.6	7.4	7.0										





KilcoyProfessional

Race 3: KILCOY EXCHANGE HOTEL QTIS Three-Year-Old Maiden Plate - 800m

02 January 2026 - 14:47



Track Rating: Soft 5, Weather: Overcast, Rail Position: True Entire Circuit

Section						Overall	600m	400m	200m	Last 600m		
Field Times						0:45.88 (0:12.88)	0:33.00 (0:10.36)	0:22.64 (0:11.03)	0:11.61 (0:11.61)	0:33.00		
Rank	TAB	Horse/Jockey	Barrier	Top Speed [km/h]	Fastest Section					Margin		
1	13	EKHIDNA	5	70.4	0:10.36	0:45.88 [1]	0:33.00 [1]	0:22.64 [1]	0:11.48 [2]	0:45.88	0:33.00	
		Adam Sewell		Overall	600m	(0:12.88)	(0:10.36)	(0:11.16)	(0:11.48)			
2	8	THE ROOKIE	4	70.9	0:10.30	0:45.92 [2]	0:32.97 [2]	0:22.67 [2]	0:11.65 [1]	0.2L	0:32.97	
		Yvette Lewis		600m	600m	(0:12.95)	(0:10.30)	(0:11.02)	(0:11.65)	-5		
3	12	BONDONGA BELLE	1	70.9	0:10.33	0:46.34 [3]	0:33.17 [5]	0:22.84 [6]	0:11.67 [5]	2.65L	0:33.17	
		Anthony Allen		600m	600m	(0:13.17)	(0:10.33)	(0:11.17)	(0:11.67)	-2		
4	6	REIGN OF DAME	9	70.2	0:10.32	0:46.36 [4]	0:33.38 [3]	0:23.06 [3]	0:11.90 [3]	2.77L	0:33.38	
		Adin Thompson		Overall	600m	(0:12.98)	(0:10.32)	(0:11.16)	(0:11.90)	+2		
5	14	LOQUITO	2	71.7	0:10.32	0:46.48 [5]	0:33.31 [6]	0:22.99 [5]	0:11.85 [4]	3.52L	0:33.31	
		Micheal Hellyer		Overall	600m	(0:13.17)	(0:10.32)	(0:11.14)	(0:11.85)	-4		
6	9	VALADORE	10	70.5	0:10.34	0:46.52 [6]	0:33.45 [4]	0:23.11 [4]	0:11.73 [7]	3.73L	0:33.45	
		Wayne O'Connell		Overall	600m	(0:13.07)	(0:10.34)	(0:11.38)	(0:11.73)	+5		
7	1	BETTERINDANUDE	7	72.1	0:10.26	0:46.72 [7]	0:33.29 [9]	0:23.03 [9]	0:11.99 [6]	4.9L	0:33.29	
		Les Tilley		600m	600m	(0:13.43)	(0:10.26)	(0:11.04)	(0:11.99)	-3		
8	5	PIPPIE POMAR	8	71.9	0:10.20	0:46.78 [8]	0:33.36 [8]	0:23.16 [8]	0:11.75 [8]	5.26L	0:33.36	
		Colleen Krahnen		600m	600m	(0:13.42)	(0:10.20)	(0:11.41)	(0:11.75)	+3		
9	11	SHEZA PARTY GIRL	6	70.2	0:10.38	0:47.06 [9]	0:33.85 [7]	0:23.47 [7]	0:11.90 [9]	6.89L	0:33.85	
		Dale Smith		600m	600m	(0:13.21)	(0:10.38)	(0:11.57)	(0:11.90)	+1		
10	4	JOYFUL CONQUEST	3	69.9	0:10.49	0:47.34 [10]	0:33.73 [10]	0:23.24 [10]	0:11.86 [10]	8.58L	0:33.73	
		Baillie Baker		600m	600m	(0:13.61)	(0:10.49)	(0:11.38)	(0:11.86)	-1		

Scratched: Enterprise Khan (#2), Hello Punters (#3), Staffo (#7), Violaceous (#10), Zou Zou Shargusa (#15)



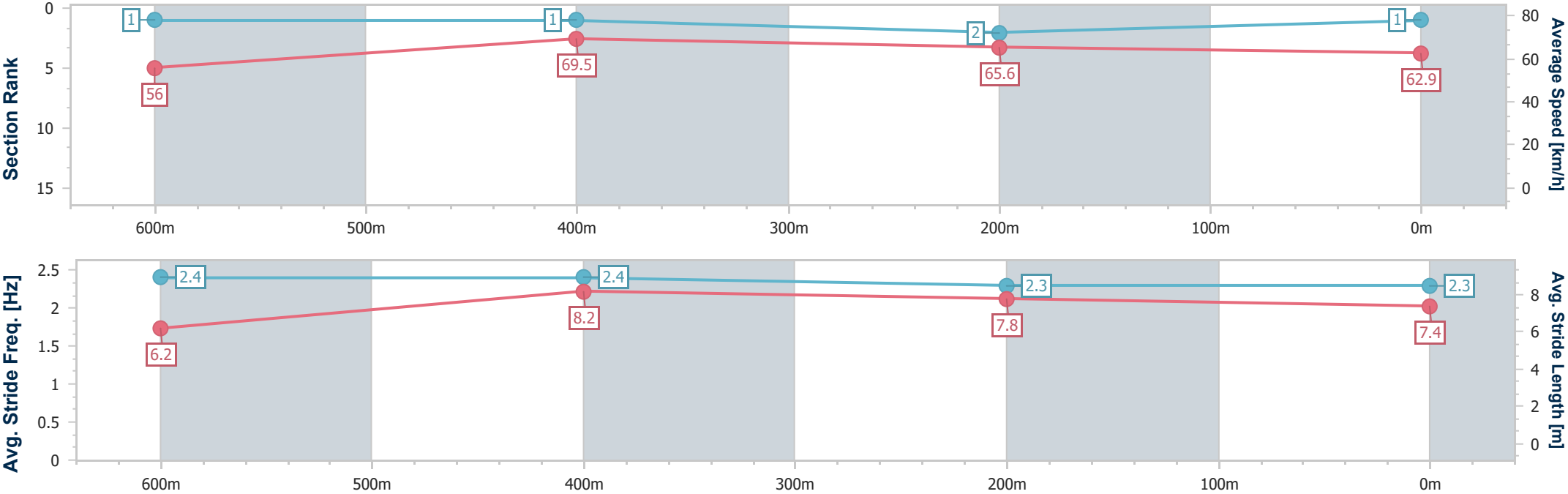
Horse/Jockey Name	Ekhidna
Final Rank	1
Fastest Section Time (Section)	0:10.36 (600m)
Top Speed [km/h] (Section)	70.4 (Overall)
Race State	Finished



KilcoyProfessional
Race 3: KILCOY EXCHANGE HOTEL QTIS Three-Year-Old
Maiden Plate - 800m
02 January 2026 - 14:47
Track Rating: Soft 5, Weather: Overcast, Rail Position: True Entire
Circuit



Section	Overall	600m	400m	200m										
Section Times	0:45.88 [1] (0:12.88)	0:33.00 [1] (0:10.36)	0:22.64 [1] (0:11.16)	0:11.48 [2] (0:11.48)										
Average Speed [km/h]	56.0	69.5	65.6	62.9										
Top Speed [km/h]	70.4	70.3	69.5	64.3										
Avg. Dist. to Rail [m]	2.6	1.8	2.2	2.2										
Avg. Stride Freq. [Hz]	2.4	2.4	2.3	2.3										
Avg. Stride Length [m]	6.2	8.2	7.8	7.4										





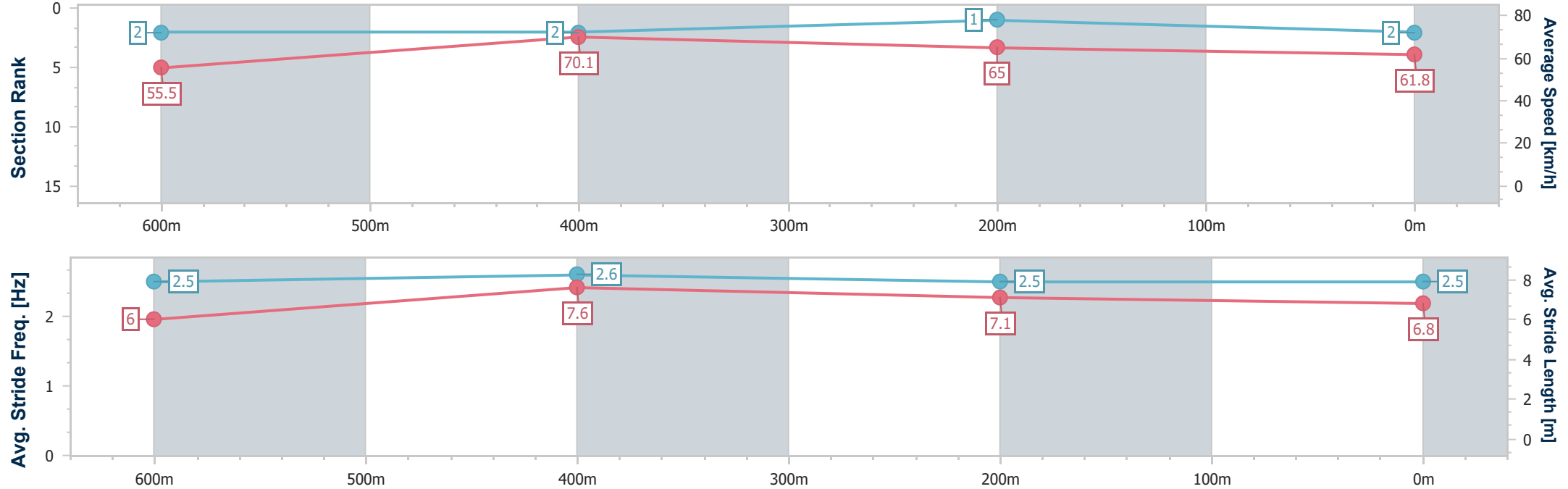
Horse/Jockey Name	The Rookie
Final Rank	2
Fastest Section Time (Section)	0:10.30 (600m)
Top Speed [km/h] (Section)	70.9 (600m)
Race State	Finished



KilcoyProfessional
Race 3: KILCOY EXCHANGE HOTEL QTIS Three-Year-Old
Maiden Plate - 800m
02 January 2026 - 14:47
Track Rating: Soft 5, Weather: Overcast, Rail Position: True Entire
Circuit



Section	Overall	600m	400m	200m										
Section Times	0:45.92 [2] (0:12.95)	0:32.97 [2] (0:10.30)	0:22.67 [2] (0:11.02)	0:11.65 [1] (0:11.65)										
Average Speed [km/h]	55.5	70.1	65.0	61.8										
Top Speed [km/h]	70.7	70.9	67.3	63.6										
Avg. Dist. to Rail [m]	0.6	0.5	0.6	1.5										
Avg. Stride Freq. [Hz]	2.5	2.6	2.5	2.5										
Avg. Stride Length [m]	6.0	7.6	7.1	6.8										





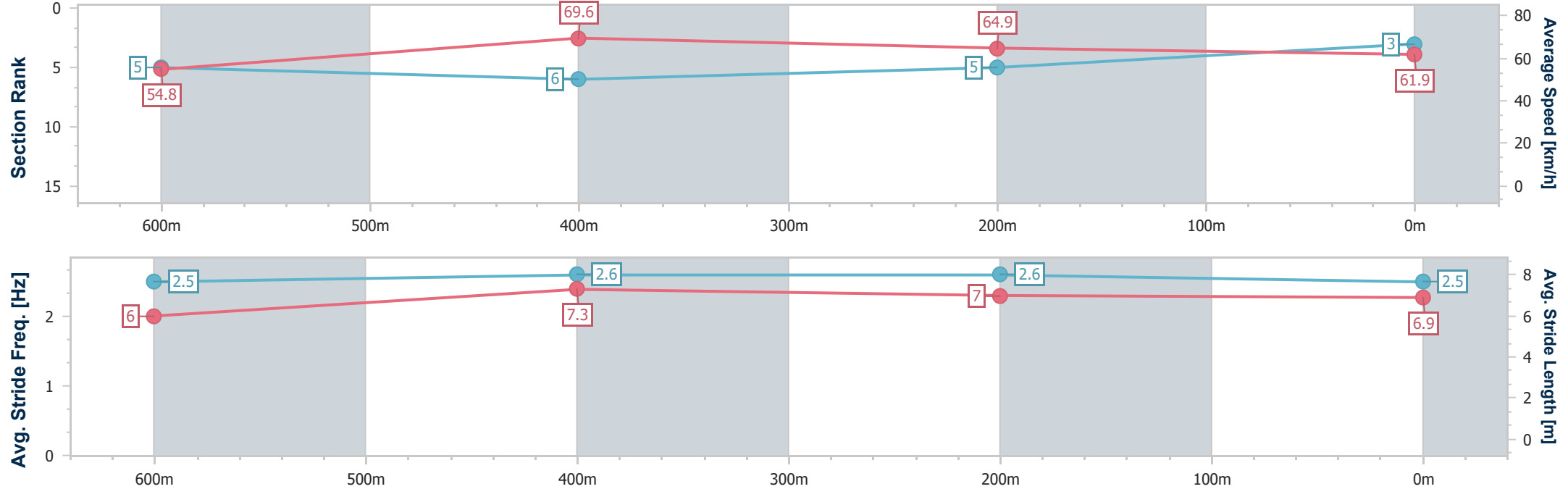
Horse/Jockey Name	Bondonga Belle
Final Rank	3
Fastest Section Time (Section)	0:10.33 (600m)
Top Speed [km/h] (Section)	70.9 (600m)
Race State	Finished



KilcoyProfessional
Race 3: KILCOY EXCHANGE HOTEL QTIS Three-Year-Old
Maiden Plate - 800m
02 January 2026 - 14:47
Track Rating: Soft 5, Weather: Overcast, Rail Position: True Entire
Circuit



Section	Overall	600m	400m	200m										
Section Times	0:46.34 [3] (0:13.17)	0:33.17 [5] (0:10.33)	0:22.84 [6] (0:11.17)	0:11.67 [5] (0:11.67)										
Average Speed [km/h]	54.8	69.6	64.9	61.9										
Top Speed [km/h]	69.7	70.9	68.7	63.2										
Avg. Dist. to Rail [m]	0.6	0.9	1.3	1.3										
Avg. Stride Freq. [Hz]	2.5	2.6	2.6	2.5										
Avg. Stride Length [m]	6.0	7.3	7.0	6.9										





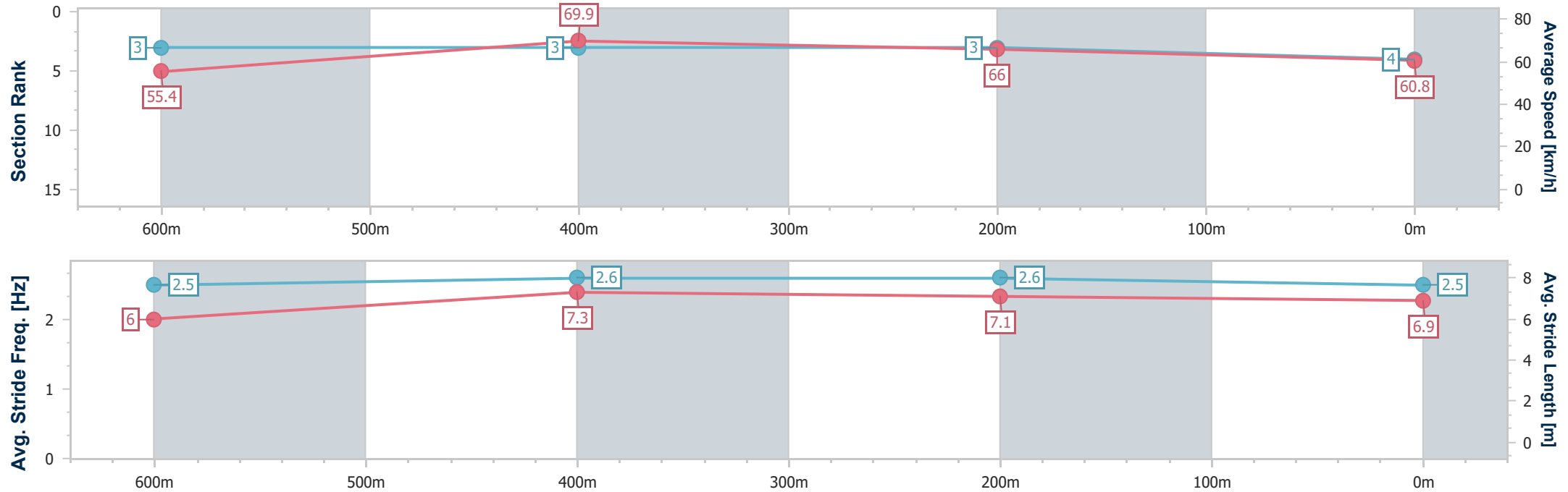
Horse/Jockey Name	Reign Of Dame
Final Rank	4
Fastest Section Time (Section)	0:10.32 (600m)
Top Speed [km/h] (Section)	70.2 (Overall)
Race State	Finished



KilcoyProfessional
Race 3: KILCOY EXCHANGE HOTEL QTIS Three-Year-Old
Maiden Plate - 800m
02 January 2026 - 14:47
Track Rating: Soft 5, Weather: Overcast, Rail Position: True Entire
Circuit



Section	Overall	600m	400m	200m										
Section Times	0:46.36 [4] (0:12.98)	0:33.38 [3] (0:10.32)	0:23.06 [3] (0:11.16)	0:11.90 [3] (0:11.90)										
Average Speed [km/h]	55.4	69.9	66.0	60.8										
Top Speed [km/h]	70.2	70.2	69.6	63.1										
Avg. Dist. to Rail [m]	3.4	2.3	3.0	4.3										
Avg. Stride Freq. [Hz]	2.5	2.6	2.6	2.5										
Avg. Stride Length [m]	6.0	7.3	7.1	6.9										





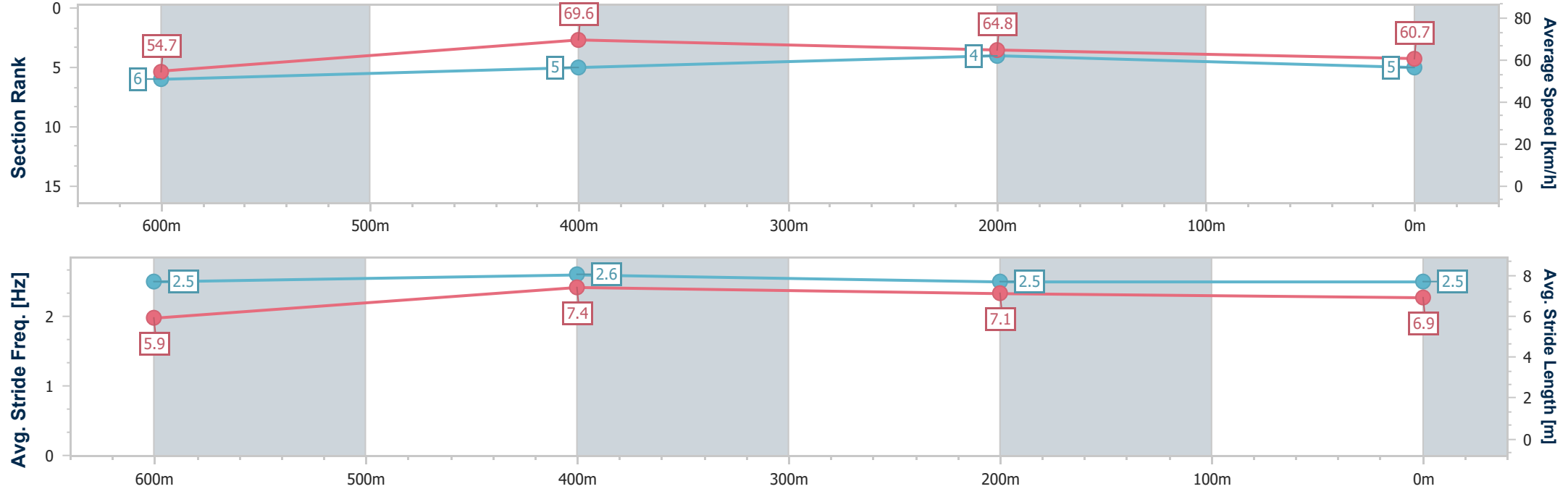
Horse/Jockey Name	Loquito
Final Rank	5
Fastest Section Time (Section)	0:10.32 (600m)
Top Speed [km/h] (Section)	71.7 (Overall)
Race State	Finished



KilcoyProfessional
Race 3: KILCOY EXCHANGE HOTEL QTIS Three-Year-Old
Maiden Plate - 800m
02 January 2026 - 14:47
Track Rating: Soft 5, Weather: Overcast, Rail Position: True Entire
Circuit



Section	Overall	600m	400m	200m										
Section Times	0:46.48 [5] (0:13.17)	0:33.31 [6] (0:10.32)	0:22.99 [5] (0:11.14)	0:11.85 [4] (0:11.85)										
Average Speed [km/h]	54.7	69.6	64.8	60.7										
Top Speed [km/h]	71.7	70.3	68.3	63.0										
Avg. Dist. to Rail [m]	0.9	2.1	0.4	1.2										
Avg. Stride Freq. [Hz]	2.5	2.6	2.5	2.5										
Avg. Stride Length [m]	5.9	7.4	7.1	6.9										





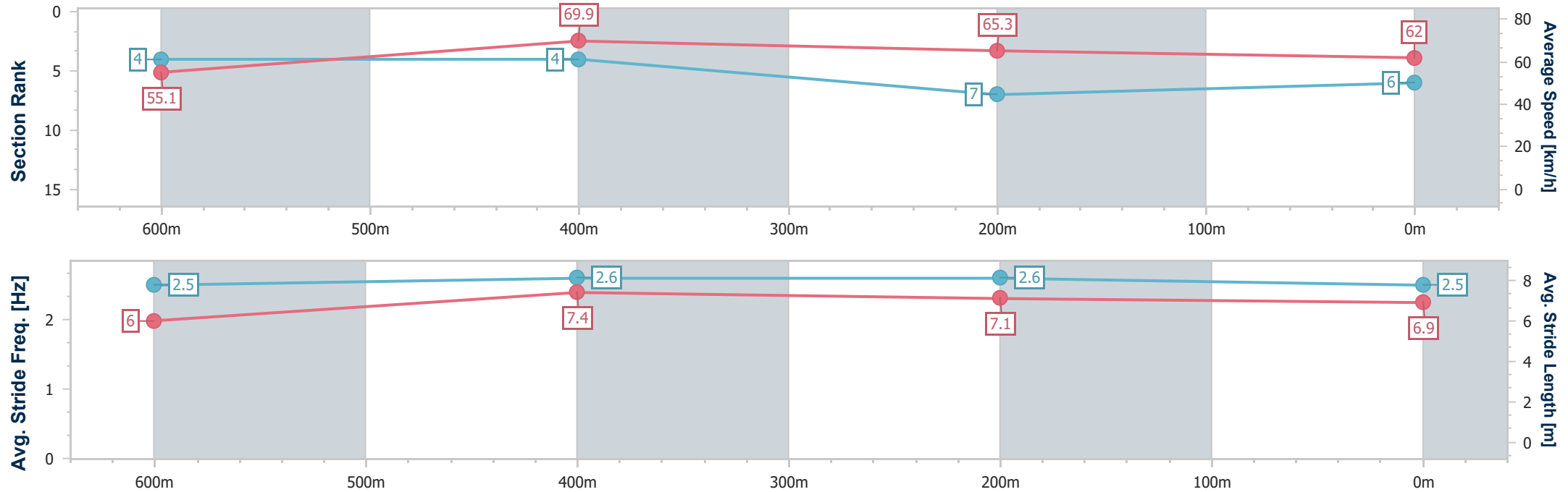
Horse/Jockey Name	Valadore
Final Rank	6
Fastest Section Time (Section)	0:10.34 (600m)
Top Speed [km/h] (Section)	70.5 (Overall)
Race State	Finished



KilcoyProfessional
Race 3: KILCOY EXCHANGE HOTEL QTIS Three-Year-Old
Maiden Plate - 800m
02 January 2026 - 14:47
Track Rating: Soft 5, Weather: Overcast, Rail Position: True Entire
Circuit



Section	Overall	600m	400m	200m										
Section Times	0:46.52 [6] (0:13.07)	0:33.45 [4] (0:10.34)	0:23.11 [4] (0:11.38)	0:11.73 [7] (0:11.73)										
Average Speed [km/h]	55.1	69.9	65.3	62.0										
Top Speed [km/h]	70.5	70.3	69.0	63.7										
Avg. Dist. to Rail [m]	5.7	2.8	4.4	6.3										
Avg. Stride Freq. [Hz]	2.5	2.6	2.6	2.5										
Avg. Stride Length [m]	6.0	7.4	7.1	6.9										





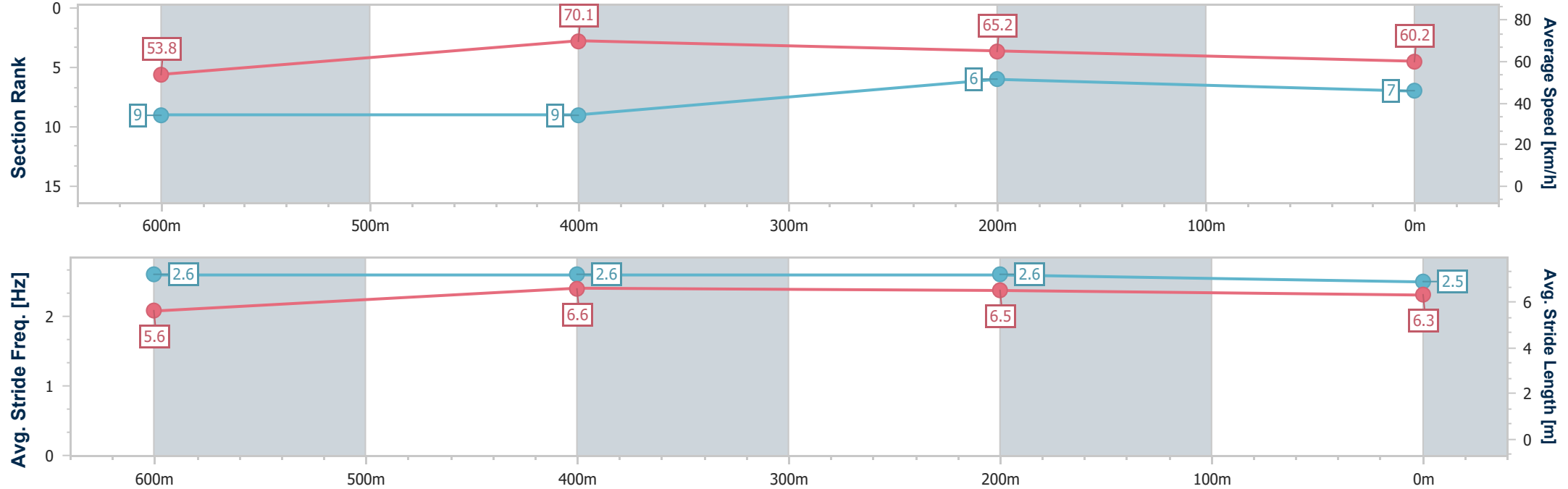
Horse/Jockey Name	Betterindanude
Final Rank	7
Fastest Section Time (Section)	0:10.26 (600m)
Top Speed [km/h] (Section)	72.1 (600m)
Race State	Finished



KilcoyProfessional
Race 3: KILCOY EXCHANGE HOTEL QTIS Three-Year-Old
Maiden Plate - 800m
02 January 2026 - 14:47
Track Rating: Soft 5, Weather: Overcast, Rail Position: True Entire
Circuit



Section	Overall	600m	400m	200m										
Section Times	0:46.72 [7] (0:13.43)	0:33.29 [9] (0:10.26)	0:23.03 [9] (0:11.04)	0:11.99 [6] (0:11.99)										
Average Speed [km/h]	53.8	70.1	65.2	60.2										
Top Speed [km/h]	71.8	72.1	67.8	64.4										
Avg. Dist. to Rail [m]	3.4	1.0	0.4	1.8										
Avg. Stride Freq. [Hz]	2.6	2.6	2.6	2.5										
Avg. Stride Length [m]	5.6	6.6	6.5	6.3										





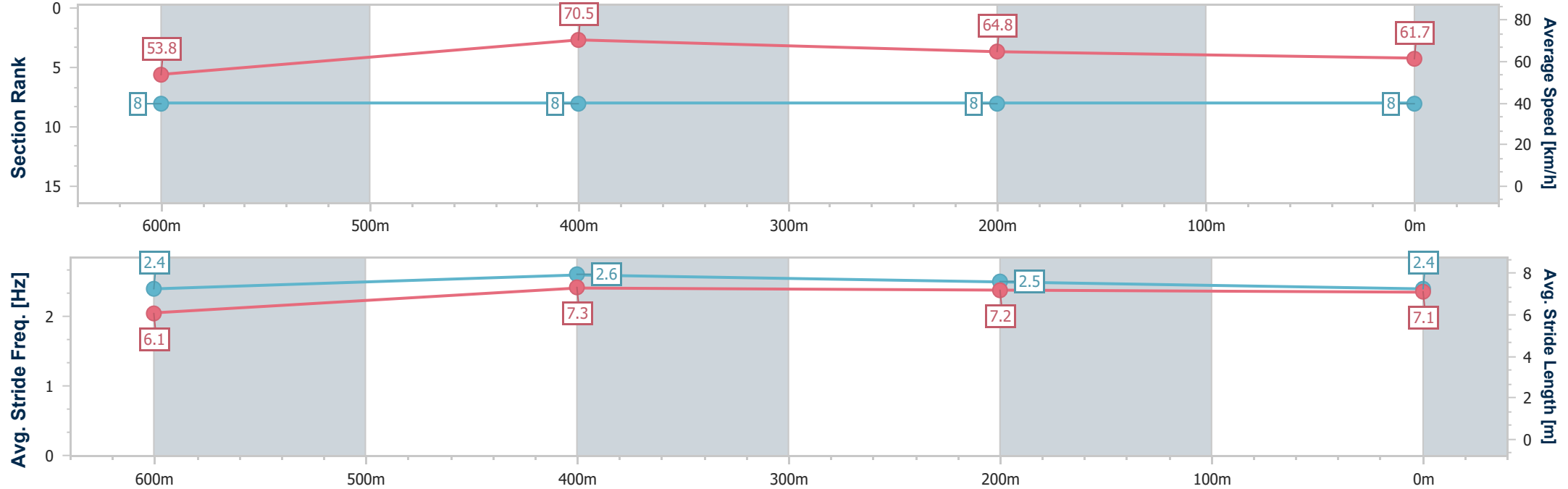
Horse/Jockey Name	Pippie Pomar
Final Rank	8
Fastest Section Time (Section)	0:10.20 (600m)
Top Speed [km/h] (Section)	71.9 (600m)
Race State	Finished



KilcoyProfessional
Race 3: KILCOY EXCHANGE HOTEL QTIS Three-Year-Old
Maiden Plate - 800m
02 January 2026 - 14:47
Track Rating: Soft 5, Weather: Overcast, Rail Position: True Entire
Circuit



Section	Overall	600m	400m	200m										
Section Times	0:46.78 [8] (0:13.42)	0:33.36 [8] (0:10.20)	0:23.16 [8] (0:11.41)	0:11.75 [8] (0:11.75)										
Average Speed [km/h]	53.8	70.5	64.8	61.7										
Top Speed [km/h]	71.5	71.9	67.5	63.3										
Avg. Dist. to Rail [m]	5.3	3.5	3.4	3.2										
Avg. Stride Freq. [Hz]	2.4	2.6	2.5	2.4										
Avg. Stride Length [m]	6.1	7.3	7.2	7.1										





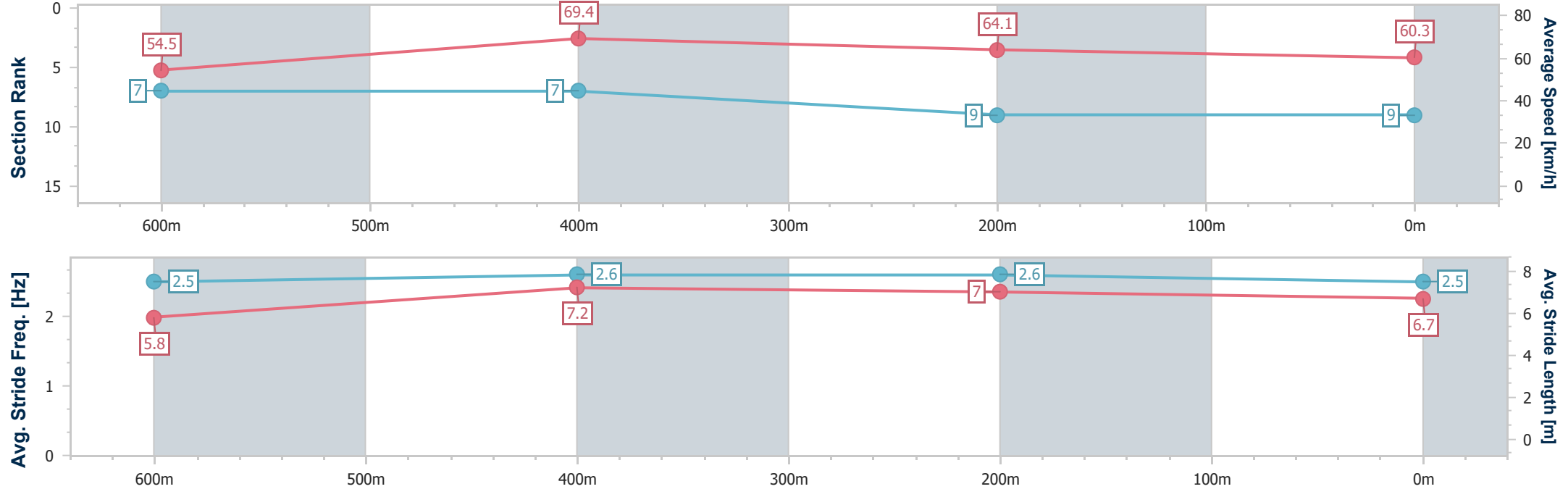
Horse/Jockey Name	Sheza Party Girl
Final Rank	9
Fastest Section Time (Section)	0:10.38 (600m)
Top Speed [km/h] (Section)	70.2 (600m)
Race State	Finished



KilcoyProfessional
Race 3: KILCOY EXCHANGE HOTEL QTIS Three-Year-Old
Maiden Plate - 800m
02 January 2026 - 14:47
Track Rating: Soft 5, Weather: Overcast, Rail Position: True Entire
Circuit



Section	Overall	600m	400m	200m										
Section Times	0:47.06 [9] (0:13.21)	0:33.85 [7] (0:10.38)	0:23.47 [7] (0:11.57)	0:11.90 [9] (0:11.90)										
Average Speed [km/h]	54.5	69.4	64.1	60.3										
Top Speed [km/h]	69.1	70.2	66.7	62.1										
Avg. Dist. to Rail [m]	4.1	4.8	3.6	0.5										
Avg. Stride Freq. [Hz]	2.5	2.6	2.6	2.5										
Avg. Stride Length [m]	5.8	7.2	7.0	6.7										





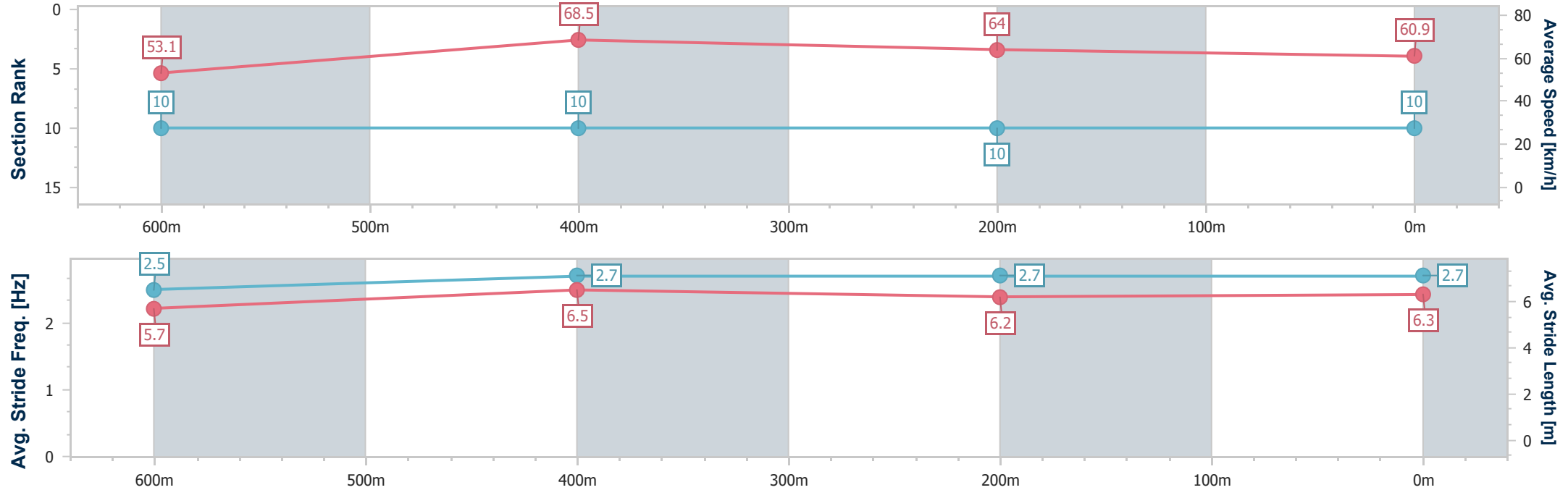
Horse/Jockey Name	Joyful Conquest
Final Rank	10
Fastest Section Time (Section)	0:10.49 (600m)
Top Speed [km/h] (Section)	69.9 (600m)
Race State	Finished



KilcoyProfessional
Race 3: KILCOY EXCHANGE HOTEL QTIS Three-Year-Old
Maiden Plate - 800m
02 January 2026 - 14:47
Track Rating: Soft 5, Weather: Overcast, Rail Position: True Entire
Circuit



Section	Overall	600m	400m	200m										
Section Times	0:47.34 [10] (0:13.61)	0:33.73 [10] (0:10.49)	0:23.24 [10] (0:11.38)	0:11.86 [10] (0:11.86)										
Average Speed [km/h]	53.1	68.5	64.0	60.9										
Top Speed [km/h]	69.7	69.9	67.2	62.6										
Avg. Dist. to Rail [m]	2.4	1.0	1.6	2.5										
Avg. Stride Freq. [Hz]	2.5	2.7	2.7	2.7										
Avg. Stride Length [m]	5.7	6.5	6.2	6.3										





KilcoyProfessional

Race 4: LADBROKES MATES MODE BENCHMARK 60 Handicap - 1900m

02 January 2026 - 15:27



Track Rating: Soft 5, Weather: Overcast, Rail Position: True Entire Circuit

Section						Overall	1800m	1600m	1400m	1200m	1000m	800m	Last 600m		
Field Times						1:59.91 (0:09.04)	1:50.87 (0:11.23)	1:39.64 (0:11.83)	1:27.81 (0:12.64)	1:15.17 (0:13.19)	1:01.98 (0:13.20)	0:48.78 (0:12.24)	0:36.54		
Rank	TAB	Horse/Jockey	Barrier	Top Speed [km/h]	Fastest Section										Distance Travelled [m]
1	6	BACCARAT ROUGE	5	64.0	0:09.16	1:59.91 [1]	1:50.75 [4]	1:39.37 [2]	1:27.61 [2]	1:15.03 [2]	1:01.76 [2]	0:48.60 [3]	0:36.27		
		Colleen Krahnen		1800m	Overall	(0:09.16)	(0:11.38)	(0:11.76)	(0:12.58)	(0:13.27)	(0:13.16)	(0:12.33)			
2	1	CASTERLY ROCK	2	63.0	0:09.07	2:00.10 [2]	1:51.03 [2]	1:39.18 [4]	1:27.25 [4]	1:14.64 [5]	1:01.44 [5]	0:48.41 [6]	0:36.30	+7	
		Damien Boche		600m	Overall	(0:09.07)	(0:11.85)	(0:11.93)	(0:12.61)	(0:13.20)	(0:13.03)	(0:12.11)			
3	5	CHANCE WITH WOLVES	9	64.3	0:09.61	2:00.18 [3]	1:50.57 [8]	1:39.02 [6]	1:27.07 [7]	1:14.38 [7]	1:01.45 [7]	0:49.04 [2]	0:36.77	+8	
		Morgan Butler		1800m	Overall	(0:09.61)	(0:11.55)	(0:11.95)	(0:12.69)	(0:12.93)	(0:12.41)	(0:12.27)			
4	2	BANDIT	8	65.6	0:09.08	2:00.24 [4]	1:51.16 [3]	1:39.97 [1]	1:28.14 [1]	1:15.50 [1]	1:02.31 [1]	0:49.11 [1]	0:36.87	-8	
		Leah Martyn		1800m	Overall	(0:09.08)	(0:11.19)	(0:11.83)	(0:12.64)	(0:13.19)	(0:13.20)	(0:12.24)			
5	4	HOKKAIDO	4	64.0	0:10.02	2:00.35 [5]	1:50.33 [9]	1:38.83 [9]	1:27.10 [8]	1:14.47 [8]	1:01.45 [8]	0:48.33 [9]	0:36.12	-2	
		Les Tilley		1800m	Overall	(0:10.02)	(0:11.50)	(0:11.73)	(0:12.63)	(0:13.02)	(0:13.12)	(0:12.21)			
6	7	REVELAIDE	6	63.0	0:09.60	2:00.46 [6]	1:50.86 [7]	1:39.06 [8]	1:27.08 [9]	1:14.39 [9]	1:01.48 [9]	0:48.68 [7]	0:36.48	+13	
		Chelsea Baker		1800m	Overall	(0:09.60)	(0:11.80)	(0:11.98)	(0:12.69)	(0:12.91)	(0:12.80)	(0:12.20)			
7	3	CHANGE THE DEEL	10	63.9	0:09.34	2:00.98 [7]	1:51.64 [5]	1:39.91 [5]	1:28.12 [5]	1:15.67 [4]	1:02.43 [4]	0:49.29 [5]	0:36.91	+5	
		Brandon Lerena		1800m	Overall	(0:09.34)	(0:11.73)	(0:11.79)	(0:12.45)	(0:13.24)	(0:13.14)	(0:12.38)			
8	11	BUDDY'S TALE	3	62.6	0:09.53	2:01.02 [8]	1:51.49 [6]	1:39.85 [7]	1:28.02 [6]	1:15.40 [6]	1:02.31 [6]	0:49.20 [8]	0:36.90	-4	
		Stephanie Tierney		1800m	Overall	(0:09.53)	(0:11.64)	(0:11.83)	(0:12.62)	(0:13.09)	(0:13.11)	(0:12.30)			
9	10	ZELEZNY	7	63.2	0:09.04	2:01.70 [9]	1:52.66 [1]	1:40.97 [3]	1:28.96 [3]	1:16.47 [3]	1:03.28 [3]	0:50.24 [4]	0:37.87	-4	
		Jason Taylor		1800m	Overall	(0:09.04)	(0:11.69)	(0:12.01)	(0:12.49)	(0:13.19)	(0:13.04)	(0:12.37)			

Scratched: You Think So (#9), Maurita (#8)



KilcoyProfessional

Race 4: LADBROKES MATES MODE BENCHMARK 60 Handicap - 1900m

02 January 2026 - 15:27



Track Rating: Soft 5, Weather: Overcast, Rail Position: True Entire Circuit

Section					600m	400m	200m				Last 600m
Field Times					0:36.54 (0:11.78)	0:24.76 (0:12.16)	0:12.60 (0:12.60)				0:36.54
Rank	TAB	Horse/Jockey	Barrier	Top Speed [km/h]	Fastest Section				Margin		
1	6	BACCARAT ROUGE	5	64.0	0:09.16	0:36.27 [3]	0:24.53 [3]	0:12.58 [2]	1:59.91	0:36.27	
		Colleen Krahnen		1800m	Overall	(0:11.74)	(0:11.95)	(0:12.58)			
2	1	CASTERLY ROCK	2	63.0	0:09.07	0:36.30 [4]	0:24.61 [4]	0:12.41 [4]	1.14L	0:36.30	+7
		Damien Boche		600m	Overall	(0:11.69)	(0:12.20)	(0:12.41)			
3	5	CHANCE WITH WOLVES	9	64.3	0:09.61	0:36.77 [2]	0:25.03 [1]	0:12.87 [1]	1.61L	0:36.77	+8
		Morgan Butler		1800m	Overall	(0:11.74)	(0:12.16)	(0:12.87)			
4	2	BANDIT	8	65.6	0:09.08	0:36.87 [1]	0:25.06 [2]	0:12.91 [3]	1.93L	0:36.87	-8
		Leah Martyn		1800m	Overall	(0:11.81)	(0:12.15)	(0:12.91)			
5	4	HOKKAIDO	4	64.0	0:10.02	0:36.12 [9]	0:24.47 [7]	0:12.61 [5]	2.56L	0:36.12	-2
		Les Tilley		1800m	Overall	(0:11.65)	(0:11.86)	(0:12.61)			
6	7	REVELAIDE	6	63.0	0:09.60	0:36.48 [6]	0:24.78 [5]	0:12.42 [6]	3.23L	0:36.48	+13
		Chelsea Baker		1800m	Overall	(0:11.70)	(0:12.36)	(0:12.42)			
7	3	CHANGE THE DEEL	10	63.9	0:09.34	0:36.91 [7]	0:24.94 [8]	0:12.55 [7]	6.29L	0:36.91	+5
		Brandon Lerena		1800m	Overall	(0:11.97)	(0:12.39)	(0:12.55)			
8	11	BUDDY'S TALE	3	62.6	0:09.53	0:36.90 [8]	0:24.90 [9]	0:12.44 [9]	6.53L	0:36.90	-4
		Stephanie Tierney		1800m	Overall	(0:12.00)	(0:12.46)	(0:12.44)			
9	10	ZELEZNY	7	63.2	0:09.04	0:37.87 [5]	0:25.86 [6]	0:13.19 [8]	10.51L	0:37.87	-4
		Jason Taylor		1800m	Overall	(0:12.01)	(0:12.67)	(0:13.19)			

Scratched: You Think So (#9), Maurita (#8)



Horse/Jockey Name	Baccarat Rouge
Final Rank	1
Fastest Section Time (Section)	0:09.16 (Overall)
Top Speed [km/h] (Section)	64.0 (1800m)
Race State	Finished



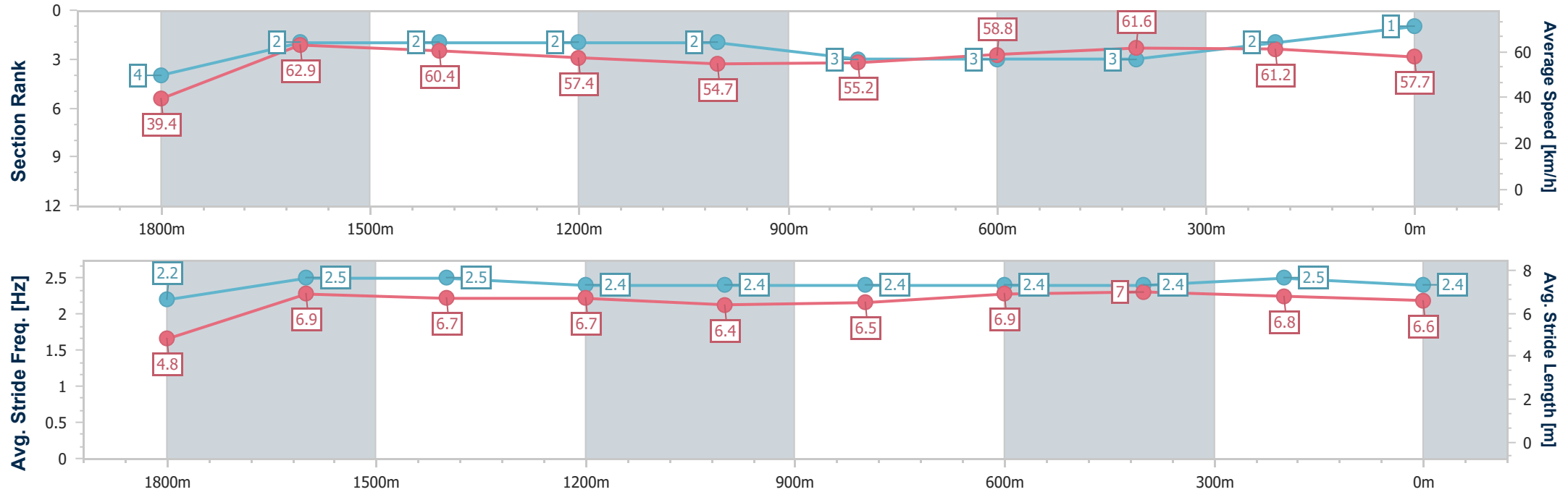
KilcoyProfessional
Race 4: LADBROKES MATES MODE BENCHMARK 60
Handicap - 1900m



02 January 2026 - 15:27

Track Rating: Soft 5, Weather: Overcast, Rail Position: True Entire Circuit

Section	Overall	1800m	1600m	1400m	1200m	1000m	800m	600m	400m	200m			
Section Times	1:59.91 [1] (0:09.16)	1:50.75 [4] (0:11.38)	1:39.37 [2] (0:11.76)	1:27.61 [2] (0:12.58)	1:15.03 [2] (0:13.27)	1:01.76 [2] (0:13.16)	0:48.60 [3] (0:12.33)	0:36.27 [3] (0:11.74)	0:24.53 [3] (0:11.95)	0:12.58 [2] (0:12.58)			
Average Speed [km/h]	39.4	62.9	60.4	57.4	54.7	55.2	58.8	61.6	61.2	57.7			
Top Speed [km/h]	63.1	64.0	61.7	59.1	56.1	57.3	60.4	62.8	62.7	59.9			
Avg. Dist. to Rail [m]	4.1	1.1	1.4	0.4	1.8	1.8	1.5	1.9	2.2	4.3			
Avg. Stride Freq. [Hz]	2.2	2.5	2.5	2.4	2.4	2.4	2.4	2.4	2.5	2.4			
Avg. Stride Length [m]	4.8	6.9	6.7	6.7	6.4	6.5	6.9	7.0	6.8	6.6			



- [] Ranking at each section and finish
- .-.- No data available at this section
- NA No data available



Horse/Jockey Name	Casterly Rock
Final Rank	2
Fastest Section Time (Section)	0:09.07 (Overall)
Top Speed [km/h] (Section)	63.0 (600m)
Race State	Finished



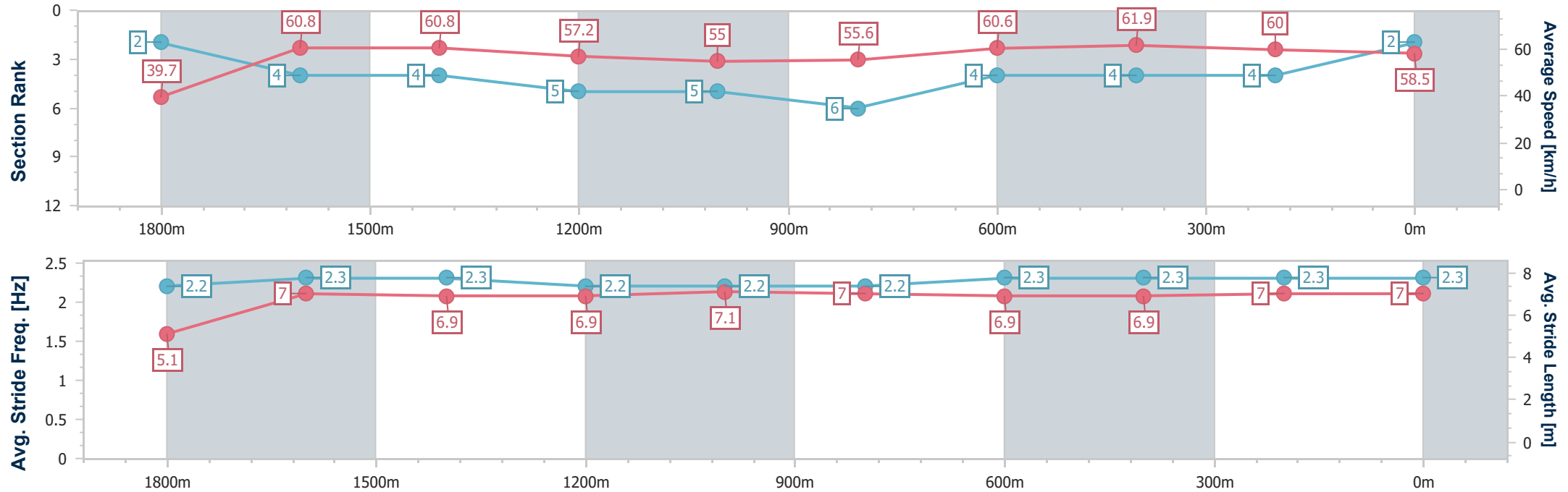
KilcoyProfessional
Race 4: LADBROKES MATES MODE BENCHMARK 60
Handicap - 1900m



02 January 2026 - 15:27

Track Rating: Soft 5, Weather: Overcast, Rail Position: True Entire Circuit

Section	Overall	1800m	1600m	1400m	1200m	1000m	800m	600m	400m	200m			
Section Times	2:00.10 [2] (0:09.07)	1:51.03 [2] (0:11.85)	1:39.18 [4] (0:11.93)	1:27.25 [4] (0:12.61)	1:14.64 [5] (0:13.20)	1:01.44 [5] (0:13.03)	0:48.41 [6] (0:12.11)	0:36.30 [4] (0:11.69)	0:24.61 [4] (0:12.20)	0:12.41 [4] (0:12.41)			
Average Speed [km/h]	39.7	60.8	60.8	57.2	55.0	55.6	60.6	61.9	60.0	58.5			
Top Speed [km/h]	59.9	62.3	61.6	59.7	56.5	58.9	62.2	63.0	62.2	59.6			
Avg. Dist. to Rail [m]	2.4	0.7	0.9	1.6	1.5	1.9	2.7	3.1	2.4	4.6			
Avg. Stride Freq. [Hz]	2.2	2.3	2.3	2.2	2.2	2.2	2.3	2.3	2.3	2.3			
Avg. Stride Length [m]	5.1	7.0	6.9	6.9	7.1	7.0	6.9	6.9	7.0	7.0			



[] Ranking at each section and finish
- - - - - No data available at this section
NA No data available



Horse/Jockey Name	Chance With Wolves
Final Rank	3
Fastest Section Time (Section)	0:09.61 (Overall)
Top Speed [km/h] (Section)	64.3 (1800m)
Race State	Finished



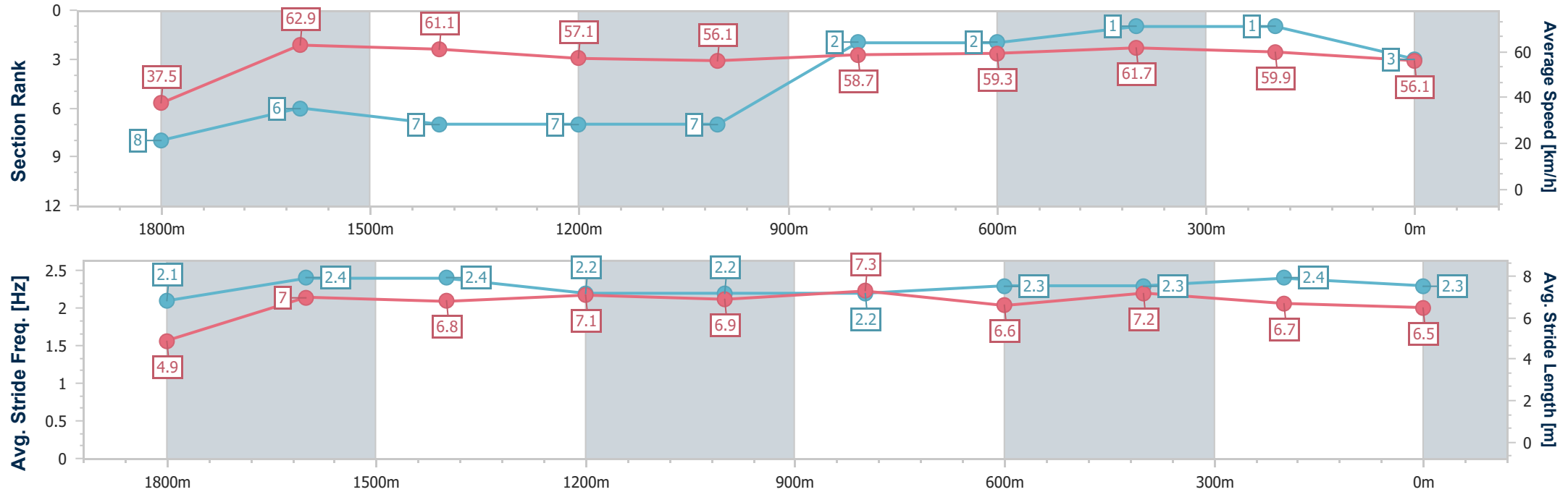
KilcoyProfessional
Race 4: LADBROKES MATES MODE BENCHMARK 60
Handicap - 1900m



02 January 2026 - 15:27

Track Rating: Soft 5, Weather: Overcast, Rail Position: True Entire Circuit

Section	Overall	1800m	1600m	1400m	1200m	1000m	800m	600m	400m	200m			
Section Times	2:00.18 [3] (0:09.61)	1:50.57 [8] (0:11.55)	1:39.02 [6] (0:11.95)	1:27.07 [7] (0:12.69)	1:14.38 [7] (0:12.93)	1:01.45 [7] (0:12.41)	0:49.04 [2] (0:12.27)	0:36.77 [2] (0:11.74)	0:25.03 [1] (0:12.16)	0:12.87 [1] (0:12.87)			
Average Speed [km/h]	37.5	62.9	61.1	57.1	56.1	58.7	59.3	61.7	59.9	56.1			
Top Speed [km/h]	60.7	64.3	62.5	59.5	57.1	60.1	60.2	62.4	61.5	58.4			
Avg. Dist. to Rail [m]	6.8	3.3	2.1	1.5	1.7	2.7	2.1	2.2	1.7	2.6			
Avg. Stride Freq. [Hz]	2.1	2.4	2.4	2.2	2.2	2.2	2.3	2.3	2.4	2.3			
Avg. Stride Length [m]	4.9	7.0	6.8	7.1	6.9	7.3	6.6	7.2	6.7	6.5			



- [] Ranking at each section and finish
- .-.- No data available at this section
- NA No data available



Horse/Jockey Name	Bandit
Final Rank	4
Fastest Section Time (Section)	0:09.08 (Overall)
Top Speed [km/h] (Section)	65.6 (1800m)
Race State	Finished

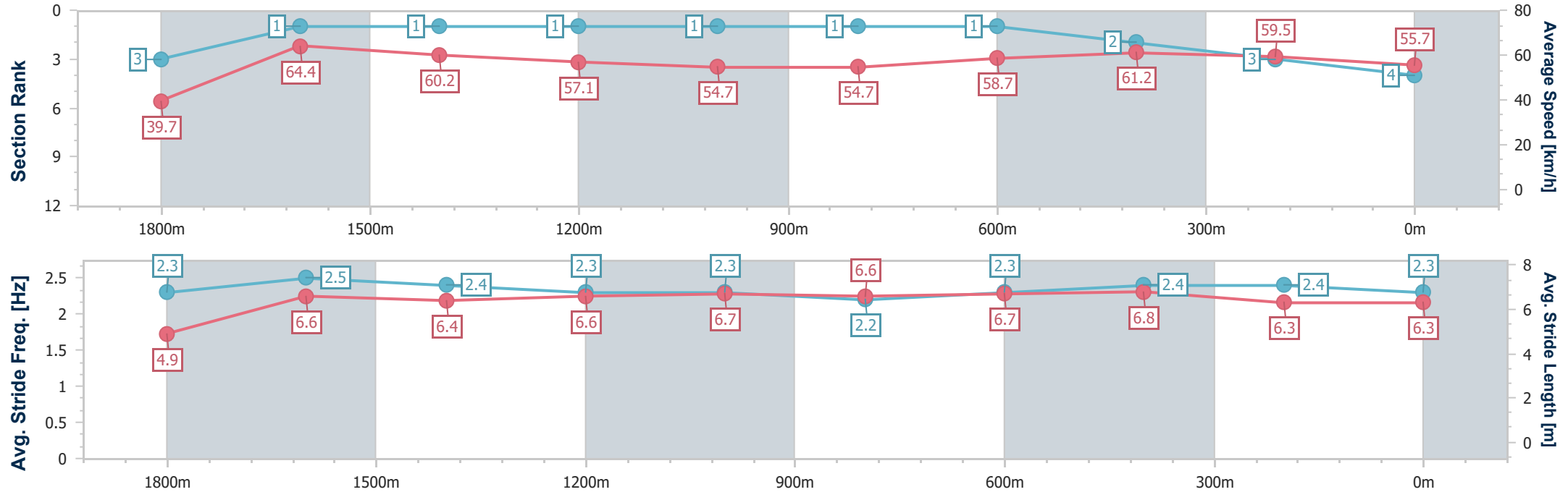


KilcoyProfessional
Race 4: LADBROKES MATES MODE BENCHMARK 60
Handicap - 1900m



02 January 2026 - 15:27
Track Rating: Soft 5, Weather: Overcast, Rail Position: True Entire Circuit

Section	Overall	1800m	1600m	1400m	1200m	1000m	800m	600m	400m	200m			
Section Times	2:00.24 [4] (0:09.08)	1:51.16 [3] (0:11.19)	1:39.97 [1] (0:11.83)	1:28.14 [1] (0:12.64)	1:15.50 [1] (0:13.19)	1:02.31 [1] (0:13.20)	0:49.11 [1] (0:12.24)	0:36.87 [1] (0:11.81)	0:25.06 [2] (0:12.15)	0:12.91 [3] (0:12.91)			
Average Speed [km/h]	39.7	64.4	60.2	57.1	54.7	54.7	58.7	61.2	59.5	55.7			
Top Speed [km/h]	61.6	65.6	62.2	59.0	55.9	58.0	59.5	61.9	61.3	58.0			
Avg. Dist. to Rail [m]	6.9	2.9	1.1	0.4	0.5	0.5	0.5	0.7	0.5	1.5			
Avg. Stride Freq. [Hz]	2.3	2.5	2.4	2.3	2.3	2.2	2.3	2.4	2.4	2.3			
Avg. Stride Length [m]	4.9	6.6	6.4	6.6	6.7	6.6	6.7	6.8	6.3	6.3			



[] Ranking at each section and finish
- - - - No data available at this section
NA No data available



Horse/Jockey Name	Hokkaido
Final Rank	5
Fastest Section Time (Section)	0:10.02 (Overall)
Top Speed [km/h] (Section)	64.0 (1800m)
Race State	Finished

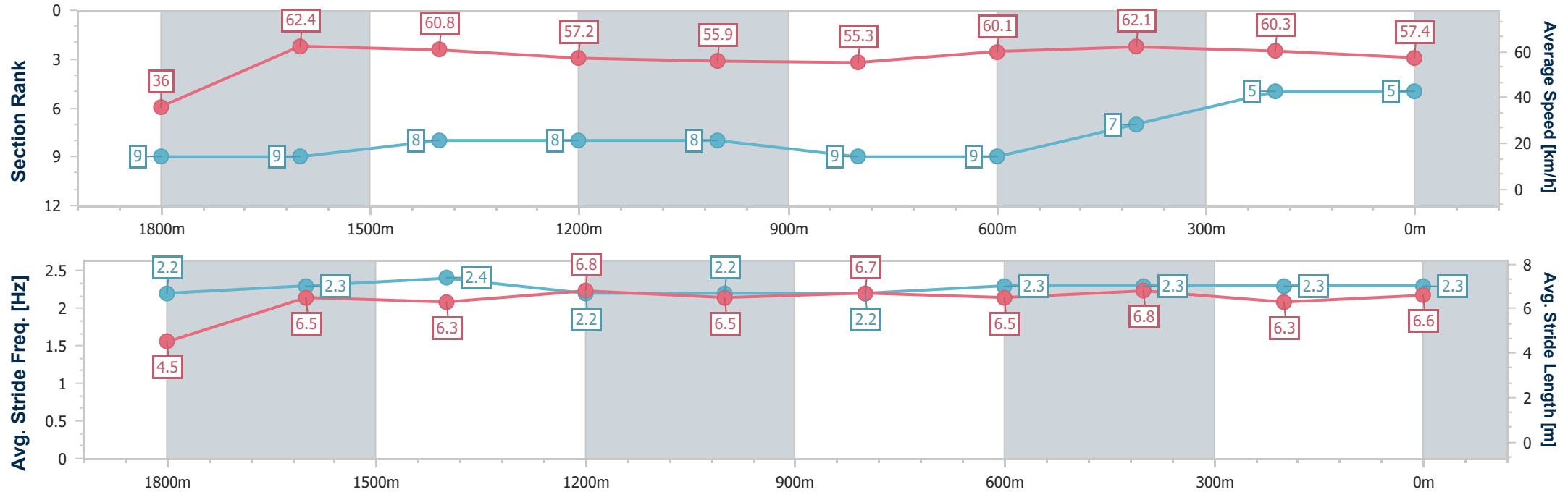


KilcoyProfessional
Race 4: LADBROKES MATES MODE BENCHMARK 60
Handicap - 1900m



02 January 2026 - 15:27
Track Rating: Soft 5, Weather: Overcast, Rail Position: True Entire Circuit

Section	Overall	1800m	1600m	1400m	1200m	1000m	800m	600m	400m	200m			
Section Times	2:00.35 [5] (0:10.02)	1:50.33 [9] (0:11.50)	1:38.83 [9] (0:11.73)	1:27.10 [8] (0:12.63)	1:14.47 [8] (0:13.02)	1:01.45 [8] (0:13.12)	0:48.33 [9] (0:12.21)	0:36.12 [9] (0:11.65)	0:24.47 [7] (0:11.86)	0:12.61 [5] (0:12.61)			
Average Speed [km/h]	36.0	62.4	60.8	57.2	55.9	55.3	60.1	62.1	60.3	57.4			
Top Speed [km/h]	61.2	64.0	61.7	59.6	56.9	59.7	62.1	63.0	61.8	59.1			
Avg. Dist. to Rail [m]	3.9	0.7	0.9	0.2	1.7	2.4	2.9	2.3	0.6	2.4			
Avg. Stride Freq. [Hz]	2.2	2.3	2.4	2.2	2.2	2.2	2.3	2.3	2.3	2.3			
Avg. Stride Length [m]	4.5	6.5	6.3	6.8	6.5	6.7	6.5	6.8	6.3	6.6			



[] Ranking at each section and finish
- - - - - No data available at this section
NA No data available



Horse/Jockey Name	Revelaide
Final Rank	6
Fastest Section Time (Section)	0:09.60 (Overall)
Top Speed [km/h] (Section)	63.0 (1800m)
Race State	Finished



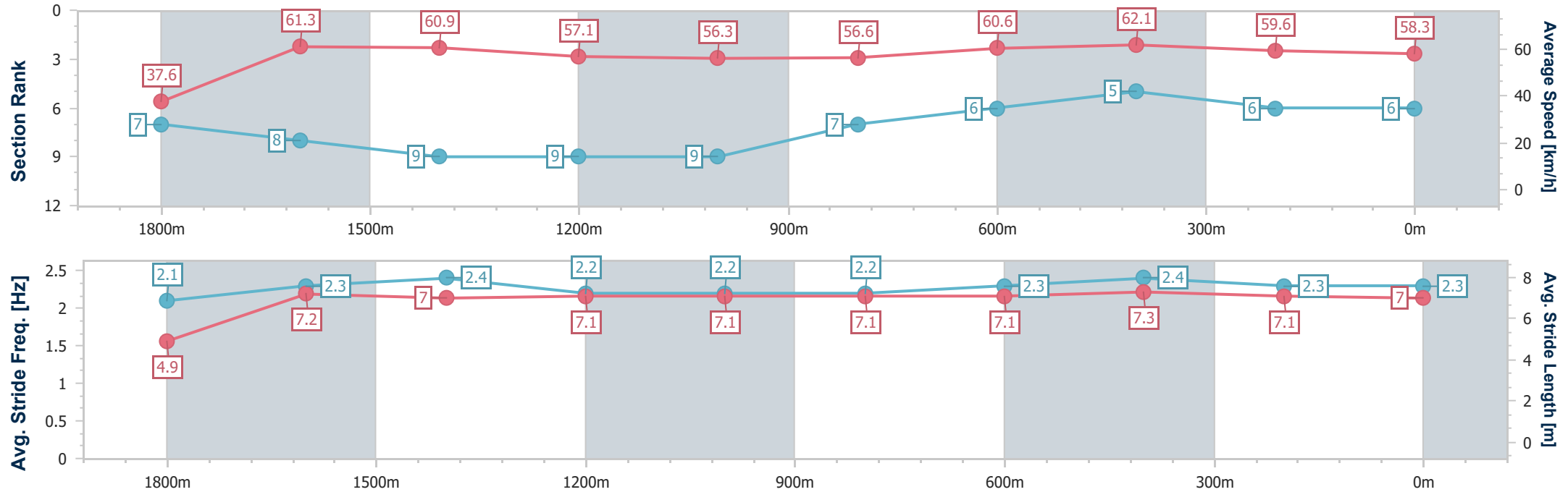
KilcoyProfessional
Race 4: LADBROKES MATES MODE BENCHMARK 60
Handicap - 1900m



02 January 2026 - 15:27

Track Rating: Soft 5, Weather: Overcast, Rail Position: True Entire Circuit

Section	Overall	1800m	1600m	1400m	1200m	1000m	800m	600m	400m	200m			
Section Times	2:00.46 [6] (0:09.60)	1:50.86 [7] (0:11.80)	1:39.06 [8] (0:11.98)	1:27.08 [9] (0:12.69)	1:14.39 [9] (0:12.91)	1:01.48 [9] (0:12.80)	0:48.68 [7] (0:12.20)	0:36.48 [6] (0:11.70)	0:24.78 [5] (0:12.36)	0:12.42 [6] (0:12.42)			
Average Speed [km/h]	37.6	61.3	60.9	57.1	56.3	56.6	60.6	62.1	59.6	58.3			
Top Speed [km/h]	60.7	63.0	61.6	59.4	57.3	59.8	61.5	62.7	61.1	59.2			
Avg. Dist. to Rail [m]	5.5	2.7	1.5	2.1	1.7	2.4	3.9	3.9	3.1	6.2			
Avg. Stride Freq. [Hz]	2.1	2.3	2.4	2.2	2.2	2.2	2.3	2.4	2.3	2.3			
Avg. Stride Length [m]	4.9	7.2	7.0	7.1	7.1	7.1	7.1	7.3	7.1	7.0			



[] Ranking at each section and finish
- - - - No data available at this section
NA No data available



Horse/Jockey Name	Change The Deel
Final Rank	7
Fastest Section Time (Section)	0:09.34 (Overall)
Top Speed [km/h] (Section)	63.9 (1800m)
Race State	Finished



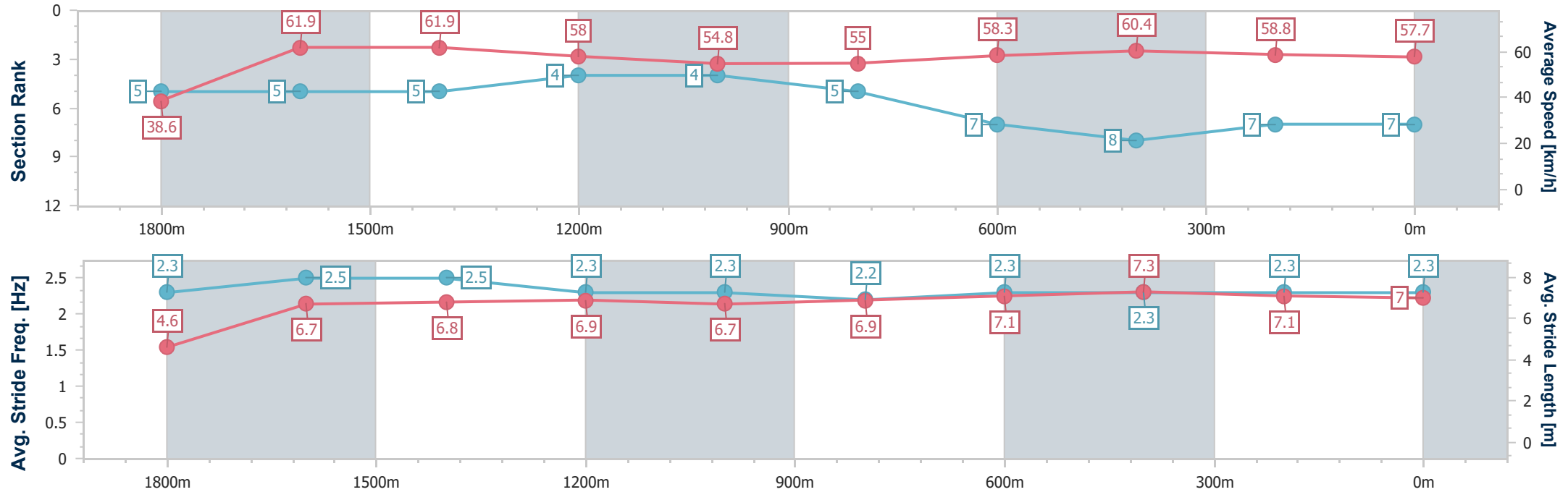
KilcoyProfessional
Race 4: LADBROKES MATES MODE BENCHMARK 60
Handicap - 1900m



02 January 2026 - 15:27

Track Rating: Soft 5, Weather: Overcast, Rail Position: True Entire Circuit

Section	Overall	1800m	1600m	1400m	1200m	1000m	800m	600m	400m	200m			
Section Times	2:00.98 [7] (0:09.34)	1:51.64 [5] (0:11.73)	1:39.91 [5] (0:11.79)	1:28.12 [5] (0:12.45)	1:15.67 [4] (0:13.24)	1:02.43 [4] (0:13.14)	0:49.29 [5] (0:12.38)	0:36.91 [7] (0:11.97)	0:24.94 [8] (0:12.39)	0:12.55 [7] (0:12.55)			
Average Speed [km/h]	38.6	61.9	61.9	58.0	54.8	55.0	58.3	60.4	58.8	57.7			
Top Speed [km/h]	60.1	63.9	62.7	60.5	56.2	57.6	59.6	61.3	59.6	58.6			
Avg. Dist. to Rail [m]	8.7	2.9	2.1	1.5	1.1	0.9	0.9	1.7	2.1	4.0			
Avg. Stride Freq. [Hz]	2.3	2.5	2.5	2.3	2.3	2.2	2.3	2.3	2.3	2.3			
Avg. Stride Length [m]	4.6	6.7	6.8	6.9	6.7	6.9	7.1	7.3	7.1	7.0			



[] Ranking at each section and finish
- - - - - No data available at this section
NA No data available



Horse/Jockey Name	Buddy's Tale
Final Rank	8
Fastest Section Time (Section)	0:09.53 (Overall)
Top Speed [km/h] (Section)	62.6 (1800m)
Race State	Finished

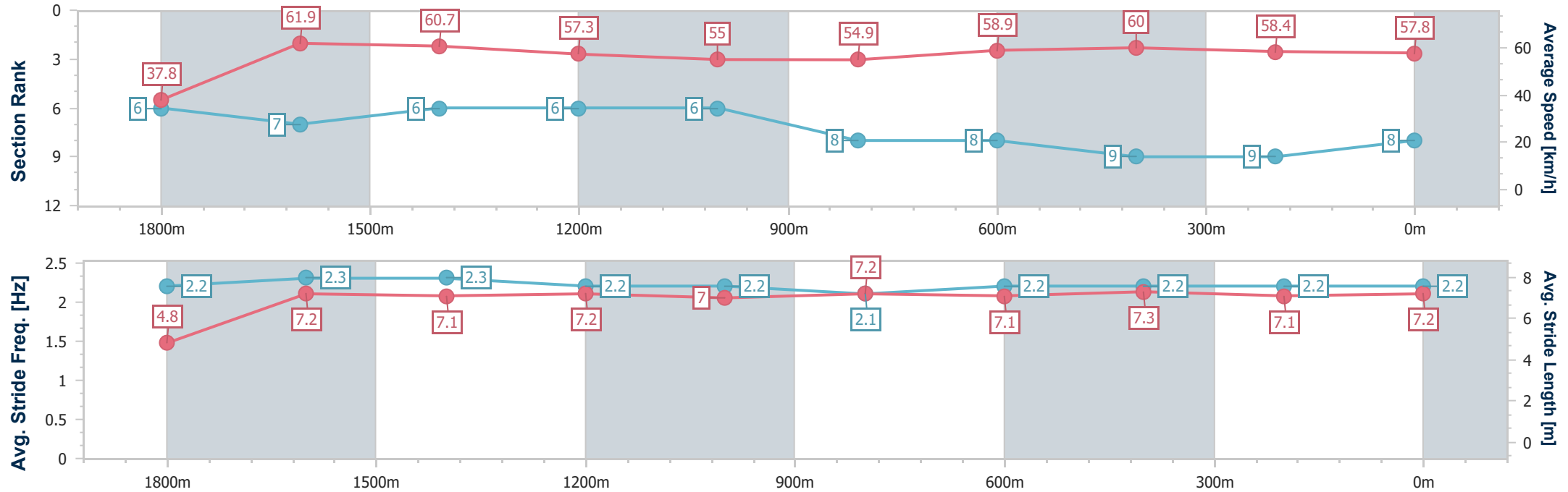


KilcoyProfessional
Race 4: LADBROKES MATES MODE BENCHMARK 60
Handicap - 1900m



02 January 2026 - 15:27
Track Rating: Soft 5, Weather: Overcast, Rail Position: True Entire Circuit

Section	Overall	1800m	1600m	1400m	1200m	1000m	800m	600m	400m	200m			
Section Times	2:01.02 [8] (0:09.53)	1:51.49 [6] (0:11.64)	1:39.85 [7] (0:11.83)	1:28.02 [6] (0:12.62)	1:15.40 [6] (0:13.09)	1:02.31 [6] (0:13.11)	0:49.20 [8] (0:12.30)	0:36.90 [8] (0:12.00)	0:24.90 [9] (0:12.46)	0:12.44 [9] (0:12.44)			
Average Speed [km/h]	37.8	61.9	60.7	57.3	55.0	54.9	58.9	60.0	58.4	57.8			
Top Speed [km/h]	60.2	62.6	61.5	59.5	56.5	58.4	59.4	60.8	59.8	58.6			
Avg. Dist. to Rail [m]	3.7	0.9	0.2	0.9	0.7	0.6	0.8	0.8	1.1	2.0			
Avg. Stride Freq. [Hz]	2.2	2.3	2.3	2.2	2.2	2.1	2.2	2.2	2.2	2.2			
Avg. Stride Length [m]	4.8	7.2	7.1	7.2	7.0	7.2	7.1	7.3	7.1	7.2			



[] Ranking at each section and finish
-.-.- No data available at this section
NA No data available



Horse/Jockey Name	Zelezny
Final Rank	9
Fastest Section Time (Section)	0:09.04 (Overall)
Top Speed [km/h] (Section)	63.2 (1800m)
Race State	Finished

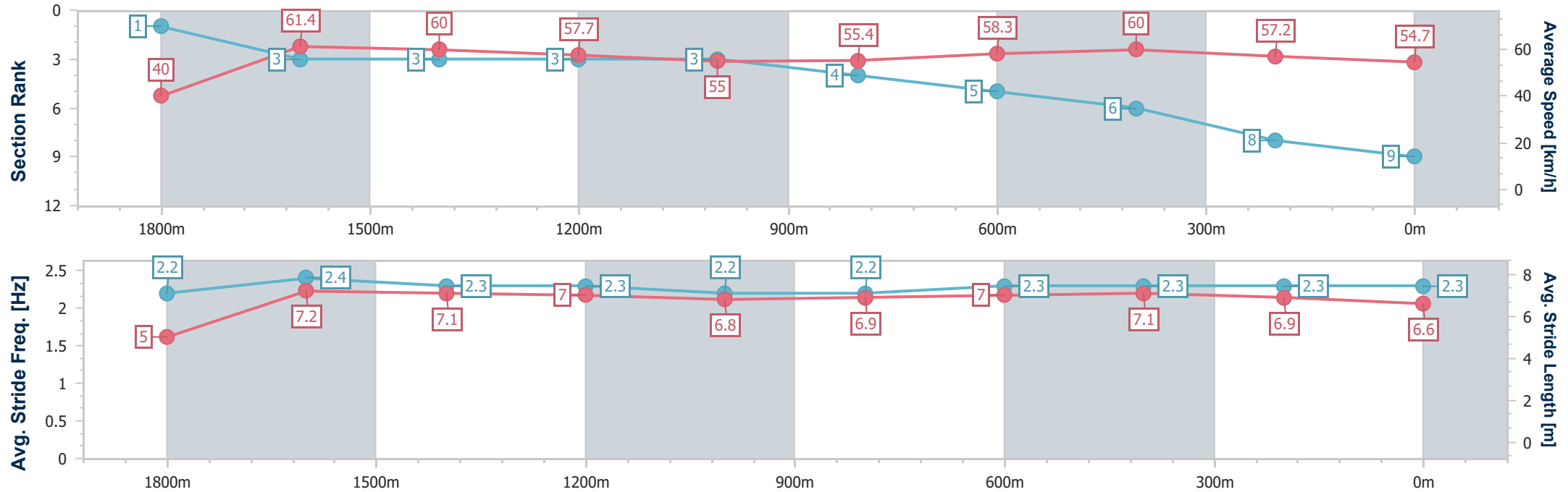


KilcoyProfessional
Race 4: LADBROKES MATES MODE BENCHMARK 60
Handicap - 1900m



02 January 2026 - 15:27
Track Rating: Soft 5, Weather: Overcast, Rail Position: True Entire Circuit

Section	Overall	1800m	1600m	1400m	1200m	1000m	800m	600m	400m	200m			
Section Times	2:01.70 [9] (0:09.04)	1:52.66 [1] (0:11.69)	1:40.97 [3] (0:12.01)	1:28.96 [3] (0:12.49)	1:16.47 [3] (0:13.19)	1:03.28 [3] (0:13.04)	0:50.24 [4] (0:12.37)	0:37.87 [5] (0:12.01)	0:25.86 [6] (0:12.67)	0:13.19 [8] (0:13.19)			
Average Speed [km/h]	40.0	61.4	60.0	57.7	55.0	55.4	58.3	60.0	57.2	54.7			
Top Speed [km/h]	61.5	63.2	60.5	59.7	56.0	57.3	59.6	60.8	59.5	56.4			
Avg. Dist. to Rail [m]	5.6	1.8	0.4	0.8	1.1	0.7	0.6	1.3	0.7	0.7			
Avg. Stride Freq. [Hz]	2.2	2.4	2.3	2.3	2.2	2.2	2.3	2.3	2.3	2.3			
Avg. Stride Length [m]	5.0	7.2	7.1	7.0	6.8	6.9	7.0	7.1	6.9	6.6			



[] Ranking at each section and finish
-.-.- No data available at this section
NA No data available



KilcoyProfessional

Race 5: THANK YOU JENNY SEARLE RATINGS BAND 0 - 55 Handicap - 1900m

02 January 2026 - 16:04



Track Rating: Soft 5, Weather: Overcast, Rail Position: True Entire Circuit

Section						Overall	1800m	1600m	1400m	1200m	1000m	800m	Last 600m	
Field Times						1:59.89 (0:09.00)	1:50.89 (0:11.34)	1:39.55 (0:11.81)	1:27.74 (0:12.72)	1:15.02 (0:12.69)	1:02.33 (0:12.81)	0:49.52 (0:12.67)	0:36.85	
Rank	TAB	Horse/Jockey	Barrier	Top Speed [km/h]	Fastest Section									Distance Travelled [m]
1	6	BORN TO BE ALIVE	5	66.2	0:09.05	1:59.89 [1]	1:50.84 [4]	1:39.52 [2]	1:27.74 [1]	1:15.02 [1]	1:02.33 [1]	0:49.52 [1]	0:36.85	
		Karl Zechner		1800m	Overall	(0:09.05)	(0:11.32)	(0:11.78)	(0:12.72)	(0:12.69)	(0:12.81)	(0:12.67)		
2	4	COSMIC INSANITY	4	63.1	0:09.26	2:00.40 [2]	1:51.14 [5]	1:39.59 [5]	1:27.68 [5]	1:14.90 [5]	1:02.10 [5]	0:49.41 [5]	0:36.65 -1	
		Montanna Savva		1800m	Overall	(0:09.26)	(0:11.55)	(0:11.91)	(0:12.78)	(0:12.80)	(0:12.69)	(0:12.76)		
3	2	SECURITY ADVISOR	12	64.7	0:09.04	2:00.42 [3]	1:51.38 [2]	1:39.87 [4]	1:27.85 [4]	1:15.17 [4]	1:02.41 [4]	0:49.68 [4]	0:36.87 +12	
		Nozi Tomizawa		1800m	Overall	(0:09.04)	(0:11.51)	(0:12.02)	(0:12.68)	(0:12.76)	(0:12.73)	(0:12.81)		
4	3	IMAGINA	10	65.3	0:09.42	2:00.49 [4]	1:51.07 [6]	1:39.61 [6]	1:27.67 [6]	1:14.93 [6]	1:02.17 [6]	0:49.46 [6]	0:36.75 +12	
		Bailie Baker		1800m	Overall	(0:09.42)	(0:11.46)	(0:11.94)	(0:12.74)	(0:12.76)	(0:12.71)	(0:12.71)		
5	7	BRAVE DEEL	3	64.3	0:09.57	2:00.75 [5]	1:51.18 [9]	1:39.70 [8]	1:27.62 [8]	1:14.75 [8]	1:02.00 [8]	0:49.49 [8]	0:36.76 -3	
		Shakira Bailey		1800m	Overall	(0:09.57)	(0:11.48)	(0:12.08)	(0:12.87)	(0:12.75)	(0:12.51)	(0:12.73)		
6	13	HELL OF A PRINCE	6	64.8	0:09.00	2:00.81 [6]	1:51.81 [1]	1:40.47 [1]	1:28.49 [2]	1:15.86 [2]	1:03.09 [2]	0:50.27 [2]	0:37.44 +9	
		Olivia Webb		1800m	Overall	(0:09.00)	(0:11.34)	(0:11.98)	(0:12.63)	(0:12.77)	(0:12.82)	(0:12.83)		
7	14	PIMPERNEL	7	62.7	0:09.42	2:01.35 [7]	1:51.93 [7]	1:40.33 [7]	1:28.25 [7]	1:15.48 [7]	1:02.69 [7]	0:50.17 [7]	0:37.59 +12	
		Noriyuki Masuda		1800m	Overall	(0:09.42)	(0:11.60)	(0:12.08)	(0:12.77)	(0:12.79)	(0:12.52)	(0:12.58)		
8	15	SHACKAMAXON	9	62.0	0:09.50	2:01.83 [8]	1:52.33 [8]	1:40.53 [10]	1:28.38 [9]	1:15.62 [10]	1:02.85 [10]	0:50.33 [10]	0:37.76 +7	
		Jason Taylor		1800m	Overall	(0:09.50)	(0:11.80)	(0:12.15)	(0:12.76)	(0:12.77)	(0:12.52)	(0:12.57)		
9	9	PLANNED ENCOUNTER	11	63.4	0:09.58	2:01.94 [9]	1:52.36 [10]	1:40.69 [9]	1:28.48 [10]	1:15.81 [9]	1:02.98 [9]	0:50.62 [9]	0:38.08 +15	
		Dale Smith		1800m	Overall	(0:09.58)	(0:11.67)	(0:12.21)	(0:12.67)	(0:12.83)	(0:12.36)	(0:12.54)		
10	17	EARLSTON	2	63.9	0:09.04	2:20.25 [10]	2:11.21 [2]	1:59.76 [3]	1:47.82 [3]	1:35.14 [3]	1:22.35 [3]	1:09.65 [3]	0:56.74 +4	
		Georgina Cartwright		1800m	Overall	(0:09.04)	(0:11.45)	(0:11.94)	(0:12.68)	(0:12.79)	(0:12.70)	(0:12.91)		

Scratched: You Think So (#12), Zelezny (#16), Jimmy Plod (#20), Shannon's Legacy (#19), Summer Star (#10), Blueprint (#8), Maurita (#11), Got Yourself A Gun (#1), Revelaide (#5), Buddy's Tale (#18)



KilcoyProfessional
Race 5: THANK YOU JENNY SEARLE RATINGS BAND 0 - 55 Handicap -
1900m

02 January 2026 - 16:04



Track Rating: Soft 5, Weather: Overcast, Rail Position: True Entire Circuit

Section							600m	400m	200m	Last 600m		
Field Times							0:36.85 (0:11.85)	0:25.00 (0:12.16)	0:12.84 (0:12.84)	0:36.85		
Rank	TAB	Horse/Jockey	Barrier	Top Speed [km/h]	Fastest Section				Margin			
1	6	BORN TO BE ALIVE	5	66.2	0:09.05	0:36.85 [1]	0:25.00 [1]	0:12.84 [1]	1:59.89	0:36.85		
		Karl Zechner		1800m	Overall	(0:11.85)	(0:12.16)	(0:12.84)				
2	4	COSMIC INSANITY	4	63.1	0:09.26	0:36.65 [6]	0:24.80 [5]	0:12.66 [3]	3L	0:36.65 -1		
		Montanna Savva		1800m	Overall	(0:11.85)	(0:12.14)	(0:12.66)				
3	2	SECURITY ADVISOR	12	64.7	0:09.04	0:36.87 [4]	0:25.02 [3]	0:12.70 [2]	3.14L	0:36.87 +12		
		Nozi Tomizawa		1800m	Overall	(0:11.85)	(0:12.32)	(0:12.70)				
4	3	IMAGINA	10	65.3	0:09.42	0:36.75 [5]	0:24.92 [4]	0:12.51 [5]	3.52L	0:36.75 +12		
		Bailie Baker		1800m	Overall	(0:11.83)	(0:12.41)	(0:12.51)				
5	7	BRAVE DEEL	3	64.3	0:09.57	0:36.76 [9]	0:24.80 [7]	0:12.54 [6]	5.04L	0:36.76 -3		
		Shakira Bailey		1800m	Overall	(0:11.96)	(0:12.26)	(0:12.54)				
6	13	HELL OF A PRINCE	6	64.8	0:09.00	0:37.44 [2]	0:25.45 [2]	0:13.06 [4]	5.42L	0:37.44 +9		
		Olivia Webb		1800m	Overall	(0:11.99)	(0:12.39)	(0:13.06)				
7	14	PIMPERNEL	7	62.7	0:09.42	0:37.59 [7]	0:25.63 [6]	0:12.92 [7]	8.57L	0:37.59 +12		
		Noriyuki Masuda		1800m	Overall	(0:11.96)	(0:12.71)	(0:12.92)				
8	15	SHACKAMAXON	9	62.0	0:09.50	0:37.76 [10]	0:25.83 [8]	0:13.16 [8]	11.43L	0:37.76 +7		
		Jason Taylor		1800m	Overall	(0:11.93)	(0:12.67)	(0:13.16)				
9	9	PLANNED ENCOUNTER	11	63.4	0:09.58	0:38.08 [8]	0:25.88 [9]	0:13.07 [9]	12.04L	0:38.08 +15		
		Dale Smith		1800m	Overall	(0:12.20)	(0:12.81)	(0:13.07)				
10	17	EARLSTON	2	63.9	0:09.04	0:56.74 [3]	0:43.04 [10]	0:23.84 [10]	119.77L	0:56.74 +4		
		Georgina Cartwright		1800m	Overall	(0:13.70)	(0:19.20)	(0:23.84)				

Scratched: You Think So (#12), Zelezny (#16), Jimmy Plod (#20), Shannon's Legacy (#19), Summer Star (#10), Blueprint (#8), Maurita (#11), Got Yourself A Gun (#1), Revelaide (#5), Buddy's Tale (#18)



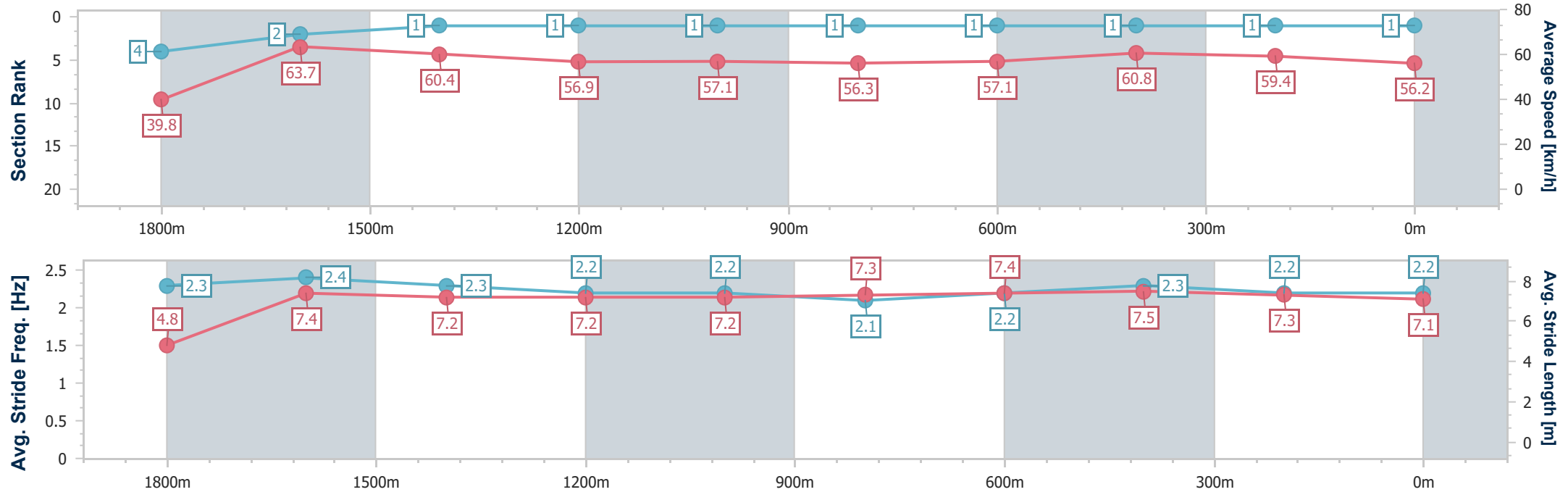
Horse/Jockey Name	Born To Be Alive
Final Rank	1
Fastest Section Time (Section)	0:09.05 (Overall)
Top Speed [km/h] (Section)	66.2 (1800m)
Race State	Finished



KilcoyProfessional
Race 5: THANK YOU JENNY SEARLE RATINGS BAND 0 - 55
Handicap - 1900m
02 January 2026 - 16:04
Track Rating: Soft 5, Weather: Overcast, Rail Position: True Entire Circuit



Section	Overall	1800m	1600m	1400m	1200m	1000m	800m	600m	400m	200m			
Section Times	1:59.89 [1] (0:09.05)	1:50.84 [4] (0:11.32)	1:39.52 [2] (0:11.78)	1:27.74 [1] (0:12.72)	1:15.02 [1] (0:12.69)	1:02.33 [1] (0:12.81)	0:49.52 [1] (0:12.67)	0:36.85 [1] (0:11.85)	0:25.00 [1] (0:12.16)	0:12.84 [1] (0:12.84)			
Average Speed [km/h]	39.8	63.7	60.4	56.9	57.1	56.3	57.1	60.8	59.4	56.2			
Top Speed [km/h]	61.2	66.2	63.9	59.6	58.3	57.4	60.0	61.6	60.9	58.2			
Avg. Dist. to Rail [m]	4.3	0.9	1.1	0.8	0.9	0.9	0.7	1.3	0.5	1.6			
Avg. Stride Freq. [Hz]	2.3	2.4	2.3	2.2	2.2	2.1	2.2	2.3	2.2	2.2			
Avg. Stride Length [m]	4.8	7.4	7.2	7.2	7.2	7.3	7.4	7.5	7.3	7.1			





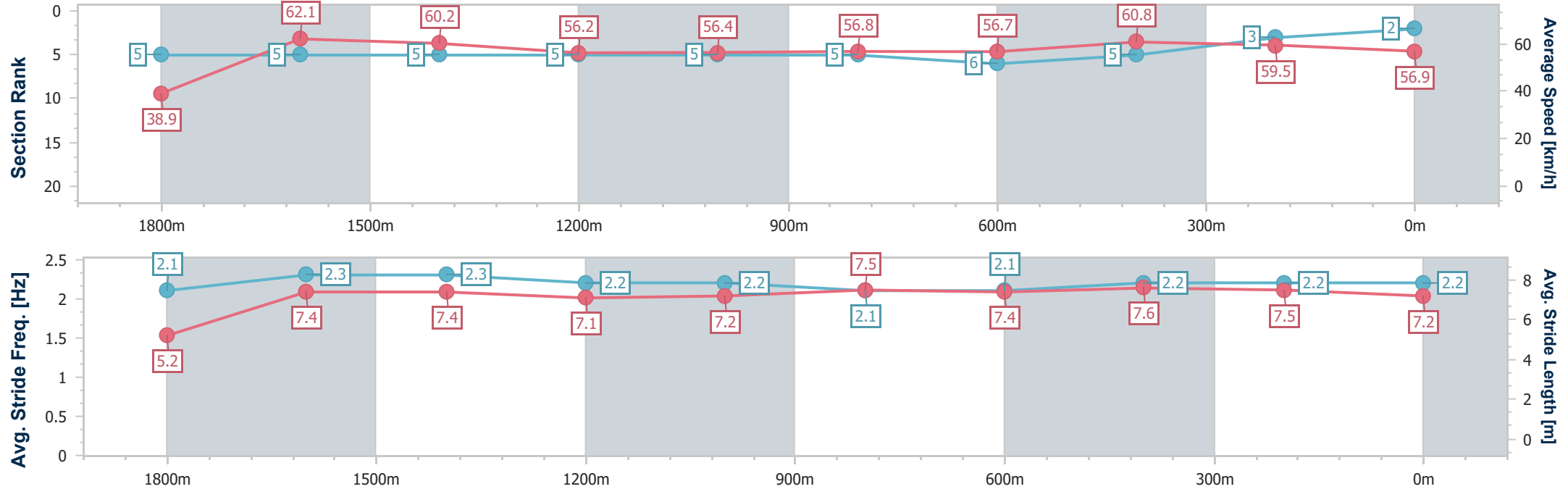
Horse/Jockey Name	Cosmic Insanity
Final Rank	2
Fastest Section Time (Section)	0:09.26 (Overall)
Top Speed [km/h] (Section)	63.1 (1800m)
Race State	Finished



KilcoyProfessional
Race 5: THANK YOU JENNY SEARLE RATINGS BAND 0 - 55
Handicap - 1900m
02 January 2026 - 16:04
Track Rating: Soft 5, Weather: Overcast, Rail Position: True Entire Circuit



Section	Overall	1800m	1600m	1400m	1200m	1000m	800m	600m	400m	200m			
Section Times	2:00.40 [2] (0:09.26)	1:51.14 [5] (0:11.55)	1:39.59 [5] (0:11.91)	1:27.68 [5] (0:12.78)	1:14.90 [5] (0:12.80)	1:02.10 [5] (0:12.69)	0:49.41 [5] (0:12.76)	0:36.65 [6] (0:11.85)	0:24.80 [5] (0:12.14)	0:12.66 [3] (0:12.66)			
Average Speed [km/h]	38.9	62.1	60.2	56.2	56.4	56.8	56.7	60.8	59.5	56.9			
Top Speed [km/h]	61.0	63.1	61.3	58.3	58.2	58.6	58.9	62.0	61.3	58.3			
Avg. Dist. to Rail [m]	3.5	0.7	0.9	0.5	0.4	0.5	0.9	1.4	0.3	1.7			
Avg. Stride Freq. [Hz]	2.1	2.3	2.3	2.2	2.2	2.1	2.1	2.2	2.2	2.2			
Avg. Stride Length [m]	5.2	7.4	7.4	7.1	7.2	7.5	7.4	7.6	7.5	7.2			



[] Ranking at each section and finish
-.-.- No data available at this section
NA No data available



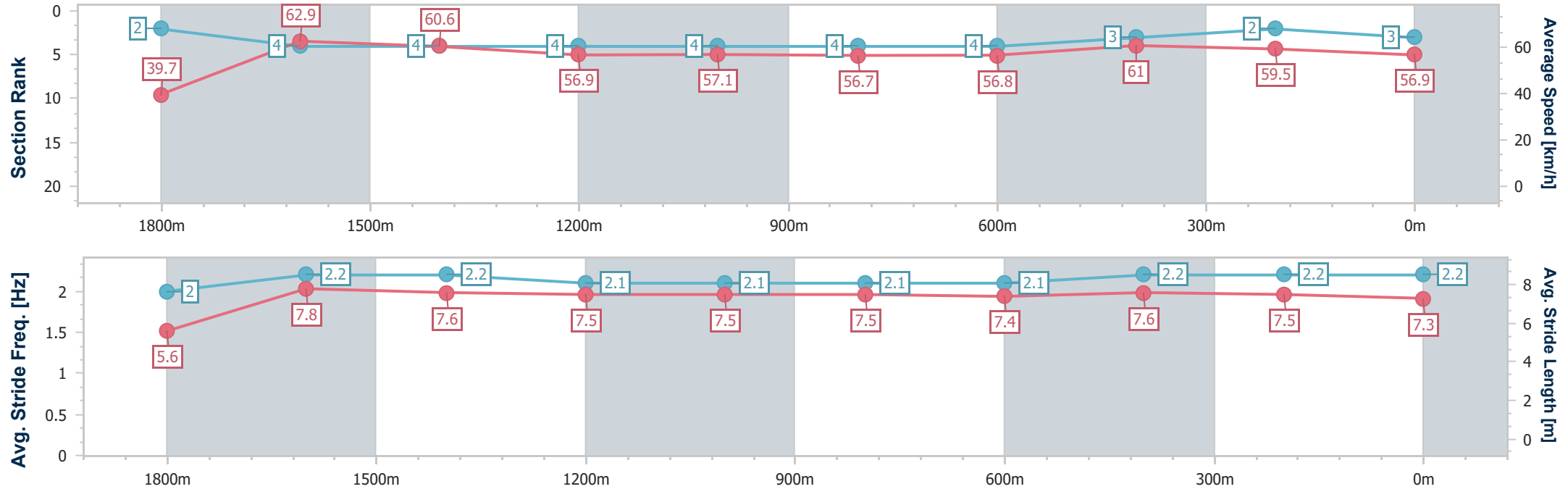
Horse/Jockey Name	Security Advisor
Final Rank	3
Fastest Section Time (Section)	0:09.04 (Overall)
Top Speed [km/h] (Section)	64.7 (1800m)
Race State	Finished



KilcoyProfessional
Race 5: THANK YOU JENNY SEARLE RATINGS BAND 0 - 55
Handicap - 1900m
02 January 2026 - 16:04
Track Rating: Soft 5, Weather: Overcast, Rail Position: True Entire Circuit



Section	Overall	1800m	1600m	1400m	1200m	1000m	800m	600m	400m	200m			
Section Times	2:00.42 [3] (0:09.04)	1:51.38 [2] (0:11.51)	1:39.87 [4] (0:12.02)	1:27.85 [4] (0:12.68)	1:15.17 [4] (0:12.76)	1:02.41 [4] (0:12.73)	0:49.68 [4] (0:12.81)	0:36.87 [4] (0:11.85)	0:25.02 [3] (0:12.32)	0:12.70 [2] (0:12.70)			
Average Speed [km/h]	39.7	62.9	60.6	56.9	57.1	56.7	56.8	61.0	59.5	56.9			
Top Speed [km/h]	60.2	64.7	61.7	59.0	58.5	58.2	58.9	62.0	61.6	58.1			
Avg. Dist. to Rail [m]	10.2	3.0	1.5	1.9	1.6	1.6	1.8	3.1	1.9	3.6			
Avg. Stride Freq. [Hz]	2.0	2.2	2.2	2.1	2.1	2.1	2.1	2.2	2.2	2.2			
Avg. Stride Length [m]	5.6	7.8	7.6	7.5	7.5	7.5	7.4	7.6	7.5	7.3			



[] Ranking at each section and finish
-.-.- No data available at this section
NA No data available



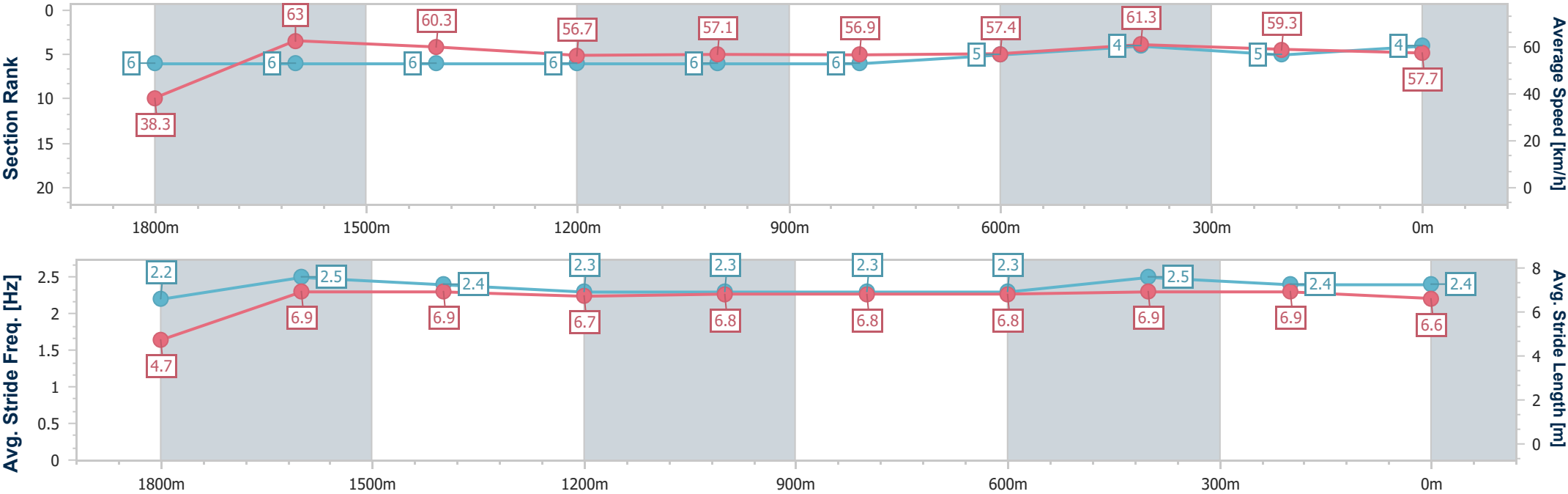
Horse/Jockey Name	Imagina
Final Rank	4
Fastest Section Time (Section)	0:09.42 (Overall)
Top Speed [km/h] (Section)	65.3 (1800m)
Race State	Finished



KilcoyProfessional
Race 5: THANK YOU JENNY SEARLE RATINGS BAND 0 - 55
Handicap - 1900m
02 January 2026 - 16:04
Track Rating: Soft 5, Weather: Overcast, Rail Position: True Entire Circuit



Section	Overall	1800m	1600m	1400m	1200m	1000m	800m	600m	400m	200m			
Section Times	2:00.49 [4] (0:09.42)	1:51.07 [6] (0:11.46)	1:39.61 [6] (0:11.94)	1:27.67 [6] (0:12.74)	1:14.93 [6] (0:12.76)	1:02.17 [6] (0:12.71)	0:49.46 [6] (0:12.71)	0:36.75 [5] (0:11.83)	0:24.92 [4] (0:12.41)	0:12.51 [5] (0:12.51)			
Average Speed [km/h]	38.3	63.0	60.3	56.7	57.1	56.9	57.4	61.3	59.3	57.7			
Top Speed [km/h]	61.7	65.3	62.1	58.4	58.1	58.7	59.5	62.1	60.6	58.2			
Avg. Dist. to Rail [m]	9.1	2.4	0.4	2.1	1.5	1.6	2.2	4.3	2.7	4.8			
Avg. Stride Freq. [Hz]	2.2	2.5	2.4	2.3	2.3	2.3	2.3	2.5	2.4	2.4			
Avg. Stride Length [m]	4.7	6.9	6.9	6.7	6.8	6.8	6.8	6.9	6.9	6.6			





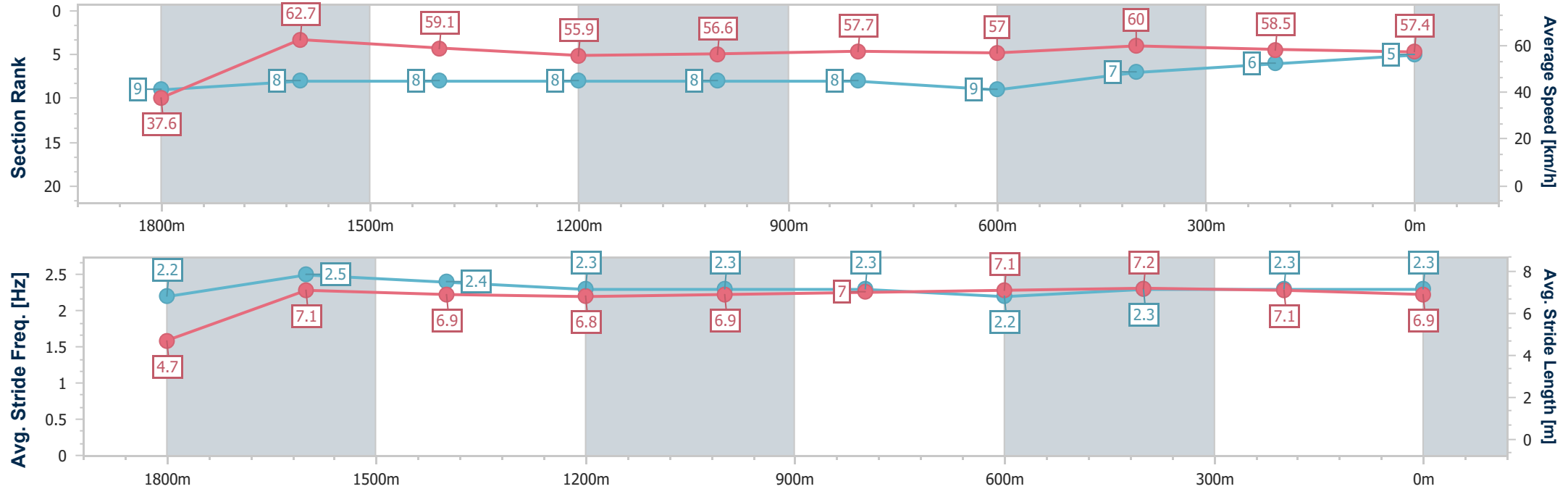
Horse/Jockey Name	Brave Deel
Final Rank	5
Fastest Section Time (Section)	0:09.57 (Overall)
Top Speed [km/h] (Section)	64.3 (1800m)
Race State	Finished



KilcoyProfessional
Race 5: THANK YOU JENNY SEARLE RATINGS BAND 0 - 55
Handicap - 1900m
02 January 2026 - 16:04
Track Rating: Soft 5, Weather: Overcast, Rail Position: True Entire Circuit



Section	Overall	1800m	1600m	1400m	1200m	1000m	800m	600m	400m	200m			
Section Times	2:00.75 [5] (0:09.57)	1:51.18 [9] (0:11.48)	1:39.70 [8] (0:12.08)	1:27.62 [8] (0:12.87)	1:14.75 [8] (0:12.75)	1:02.00 [8] (0:12.51)	0:49.49 [8] (0:12.73)	0:36.76 [9] (0:11.96)	0:24.80 [7] (0:12.26)	0:12.54 [6] (0:12.54)			
Average Speed [km/h]	37.6	62.7	59.1	55.9	56.6	57.7	57.0	60.0	58.5	57.4			
Top Speed [km/h]	61.6	64.3	60.2	58.5	58.0	59.9	57.7	62.0	60.8	58.5			
Avg. Dist. to Rail [m]	2.6	0.7	1.1	0.3	0.4	0.3	1.0	0.9	0.5	1.2			
Avg. Stride Freq. [Hz]	2.2	2.5	2.4	2.3	2.3	2.3	2.2	2.3	2.3	2.3			
Avg. Stride Length [m]	4.7	7.1	6.9	6.8	6.9	7.0	7.1	7.2	7.1	6.9			





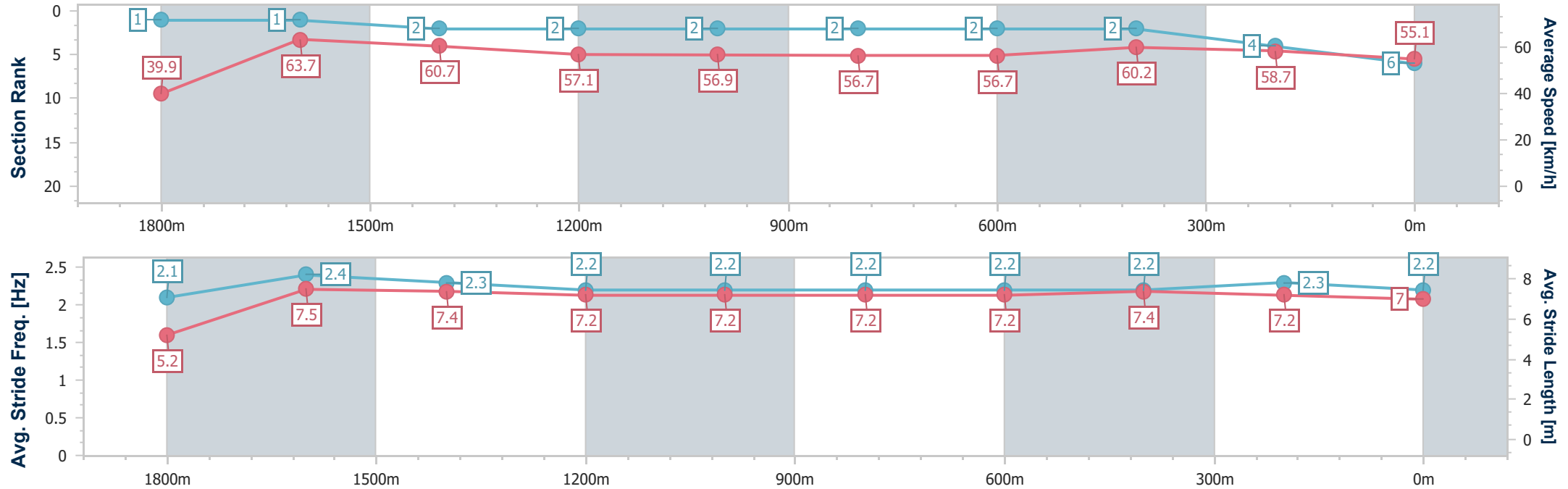
Horse/Jockey Name	Hell Of A Prince
Final Rank	6
Fastest Section Time (Section)	0:09.00 (Overall)
Top Speed [km/h] (Section)	64.8 (1800m)
Race State	Finished



KilcoyProfessional
Race 5: THANK YOU JENNY SEARLE RATINGS BAND 0 - 55
Handicap - 1900m
02 January 2026 - 16:04
Track Rating: Soft 5, Weather: Overcast, Rail Position: True Entire Circuit



Section	Overall	1800m	1600m	1400m	1200m	1000m	800m	600m	400m	200m			
Section Times	2:00.81 [6] (0:09.00)	1:51.81 [1] (0:11.34)	1:40.47 [1] (0:11.98)	1:28.49 [2] (0:12.63)	1:15.86 [2] (0:12.77)	1:03.09 [2] (0:12.82)	0:50.27 [2] (0:12.83)	0:37.44 [2] (0:11.99)	0:25.45 [2] (0:12.39)	0:13.06 [4] (0:13.06)			
Average Speed [km/h]	39.9	63.7	60.7	57.1	56.9	56.7	56.7	60.2	58.7	55.1			
Top Speed [km/h]	61.8	64.8	62.8	59.3	57.9	57.4	58.3	61.4	60.8	57.8			
Avg. Dist. to Rail [m]	5.7	2.3	1.1	2.0	1.7	1.8	1.8	2.1	1.1	2.5			
Avg. Stride Freq. [Hz]	2.1	2.4	2.3	2.2	2.2	2.2	2.2	2.2	2.3	2.2			
Avg. Stride Length [m]	5.2	7.5	7.4	7.2	7.2	7.2	7.2	7.4	7.2	7.0			



[] Ranking at each section and finish
-.-.- No data available at this section
NA No data available



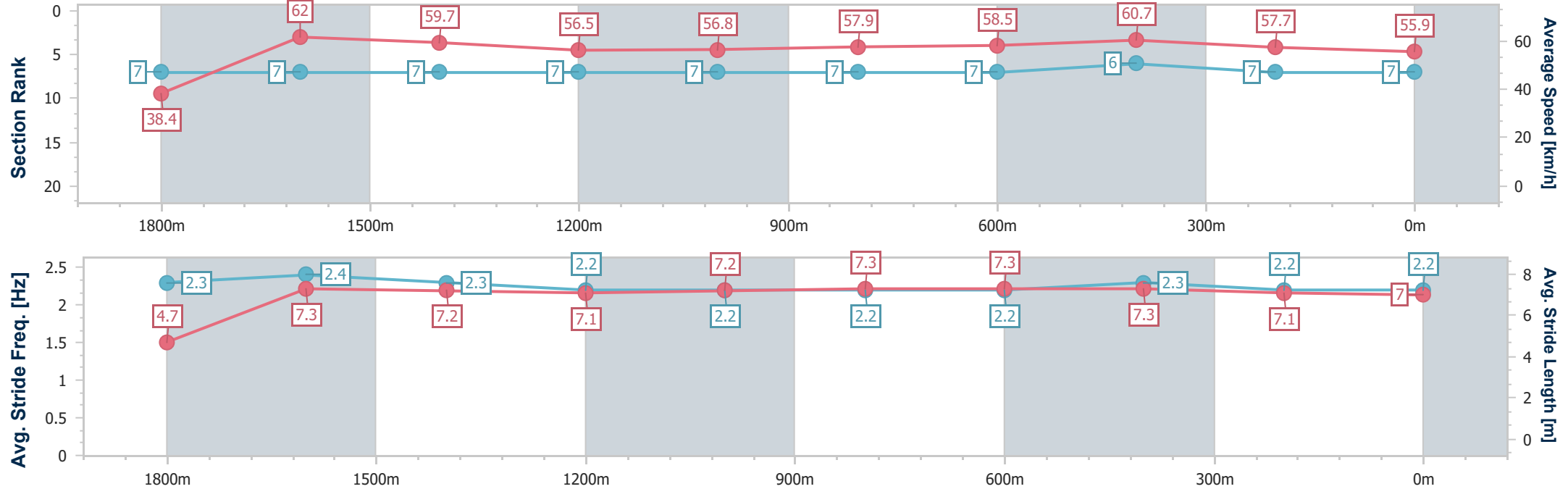
Horse/Jockey Name	Pimpernel
Final Rank	7
Fastest Section Time (Section)	0:09.42 (Overall)
Top Speed [km/h] (Section)	62.7 (1800m)
Race State	Finished



KilcoyProfessional
Race 5: THANK YOU JENNY SEARLE RATINGS BAND 0 - 55
Handicap - 1900m
02 January 2026 - 16:04
Track Rating: Soft 5, Weather: Overcast, Rail Position: True Entire Circuit



Section	Overall	1800m	1600m	1400m	1200m	1000m	800m	600m	400m	200m			
Section Times	2:01.35 [7] (0:09.42)	1:51.93 [7] (0:11.60)	1:40.33 [7] (0:12.08)	1:28.25 [7] (0:12.77)	1:15.48 [7] (0:12.79)	1:02.69 [7] (0:12.52)	0:50.17 [7] (0:12.58)	0:37.59 [7] (0:11.96)	0:25.63 [6] (0:12.71)	0:12.92 [7] (0:12.92)			
Average Speed [km/h]	38.4	62.0	59.7	56.5	56.8	57.9	58.5	60.7	57.7	55.9			
Top Speed [km/h]	60.8	62.7	61.0	58.7	58.4	58.4	59.5	61.9	60.6	56.6			
Avg. Dist. to Rail [m]	6.2	0.7	0.7	2.0	1.5	1.7	3.4	5.6	2.3	3.2			
Avg. Stride Freq. [Hz]	2.3	2.4	2.3	2.2	2.2	2.2	2.2	2.3	2.2	2.2			
Avg. Stride Length [m]	4.7	7.3	7.2	7.1	7.2	7.3	7.3	7.3	7.1	7.0			



[] Ranking at each section and finish
-.-.- No data available at this section
NA No data available



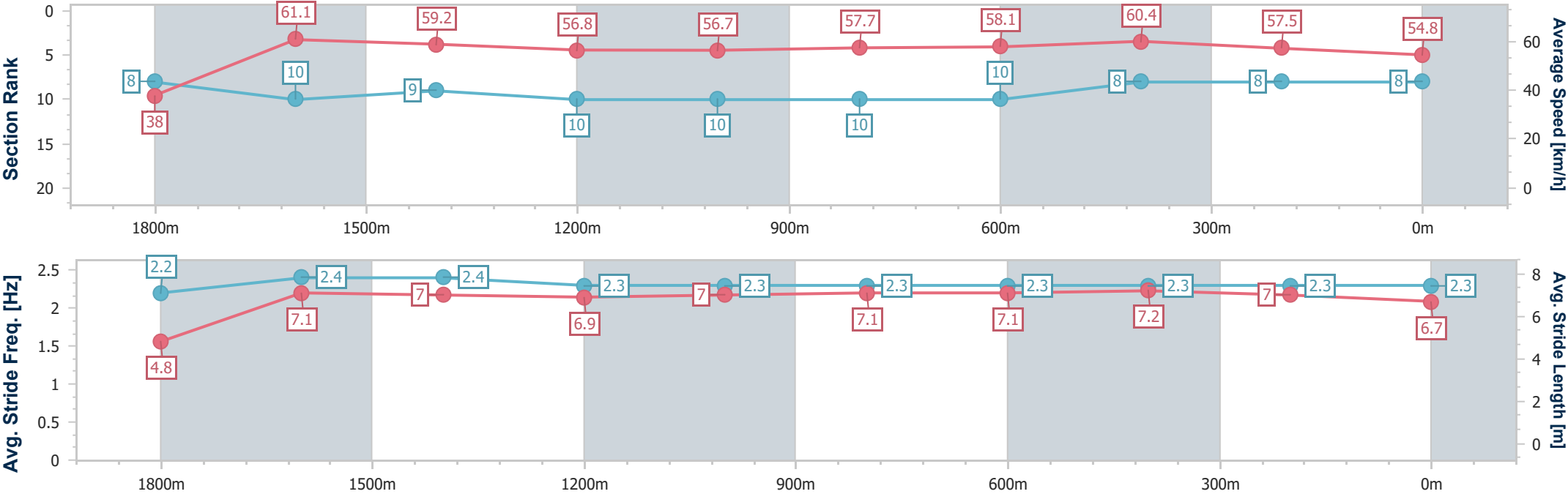
Horse/Jockey Name	Shackamaxon
Final Rank	8
Fastest Section Time (Section)	0:09.50 (Overall)
Top Speed [km/h] (Section)	62.0 (1800m)
Race State	Finished



KilcoyProfessional
Race 5: THANK YOU JENNY SEARLE RATINGS BAND 0 - 55
Handicap - 1900m
02 January 2026 - 16:04
Track Rating: Soft 5, Weather: Overcast, Rail Position: True Entire Circuit



Section	Overall	1800m	1600m	1400m	1200m	1000m	800m	600m	400m	200m			
Section Times	2:01.83 [8] (0:09.50)	1:52.33 [8] (0:11.80)	1:40.53 [10] (0:12.15)	1:28.38 [9] (0:12.76)	1:15.62 [10] (0:12.77)	1:02.85 [10] (0:12.52)	0:50.33 [10] (0:12.57)	0:37.76 [10] (0:11.93)	0:25.83 [8] (0:12.67)	0:13.16 [8] (0:13.16)			
Average Speed [km/h]	38.0	61.1	59.2	56.8	56.7	57.7	58.1	60.4	57.5	54.8			
Top Speed [km/h]	59.8	62.0	60.9	59.2	58.3	59.8	58.9	61.6	60.9	56.6			
Avg. Dist. to Rail [m]	8.3	1.7	0.3	1.2	1.1	1.6	1.8	2.9	1.1	2.5			
Avg. Stride Freq. [Hz]	2.2	2.4	2.4	2.3	2.3	2.3	2.3	2.3	2.3	2.3			
Avg. Stride Length [m]	4.8	7.1	7.0	6.9	7.0	7.1	7.1	7.2	7.0	6.7			





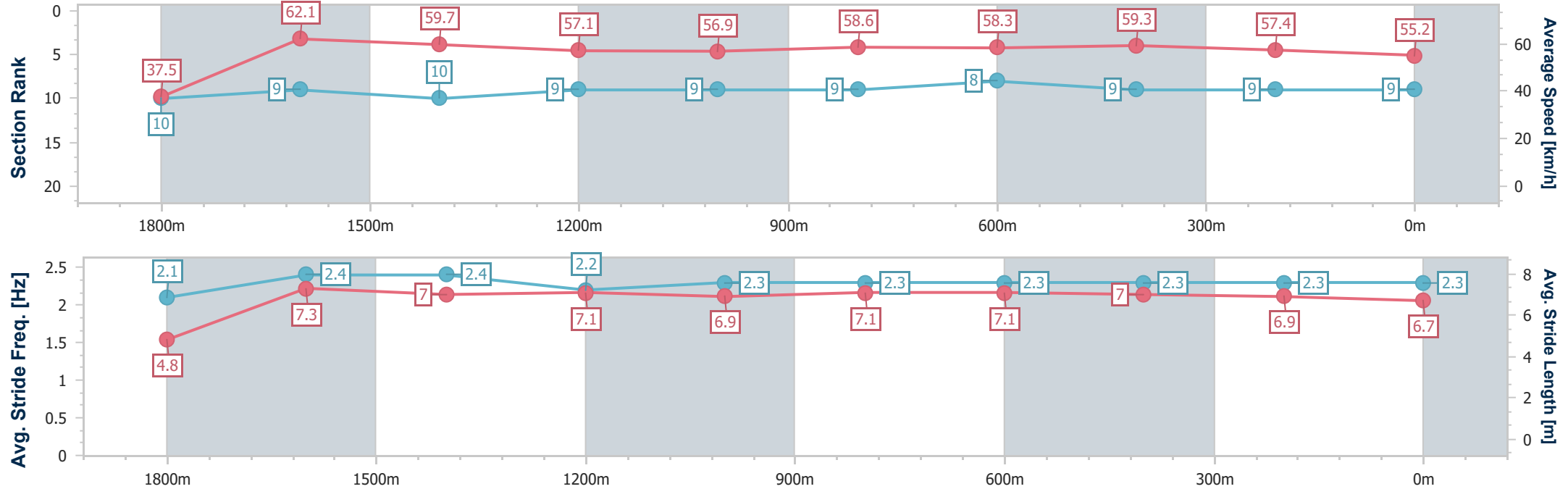
Horse/Jockey Name	Planned Encounter
Final Rank	9
Fastest Section Time (Section)	0:09.58 (Overall)
Top Speed [km/h] (Section)	63.4 (1800m)
Race State	Finished



KilcoyProfessional
Race 5: THANK YOU JENNY SEARLE RATINGS BAND 0 - 55
Handicap - 1900m
02 January 2026 - 16:04
Track Rating: Soft 5, Weather: Overcast, Rail Position: True Entire Circuit



Section	Overall	1800m	1600m	1400m	1200m	1000m	800m	600m	400m	200m			
Section Times	2:01.94 [9] (0:09.58)	1:52.36 [10] (0:11.67)	1:40.69 [9] (0:12.21)	1:28.48 [10] (0:12.67)	1:15.81 [9] (0:12.83)	1:02.98 [9] (0:12.36)	0:50.62 [9] (0:12.54)	0:38.08 [8] (0:12.20)	0:25.88 [9] (0:12.81)	0:13.07 [9] (0:13.07)			
Average Speed [km/h]	37.5	62.1	59.7	57.1	56.9	58.6	58.3	59.3	57.4	55.2			
Top Speed [km/h]	60.6	63.4	61.1	59.1	58.3	60.7	58.9	60.7	59.1	56.4			
Avg. Dist. to Rail [m]	9.7	3.1	1.9	3.2	1.8	2.3	2.3	3.9	2.2	4.4			
Avg. Stride Freq. [Hz]	2.1	2.4	2.4	2.2	2.3	2.3	2.3	2.3	2.3	2.3			
Avg. Stride Length [m]	4.8	7.3	7.0	7.1	6.9	7.1	7.1	7.0	6.9	6.7			





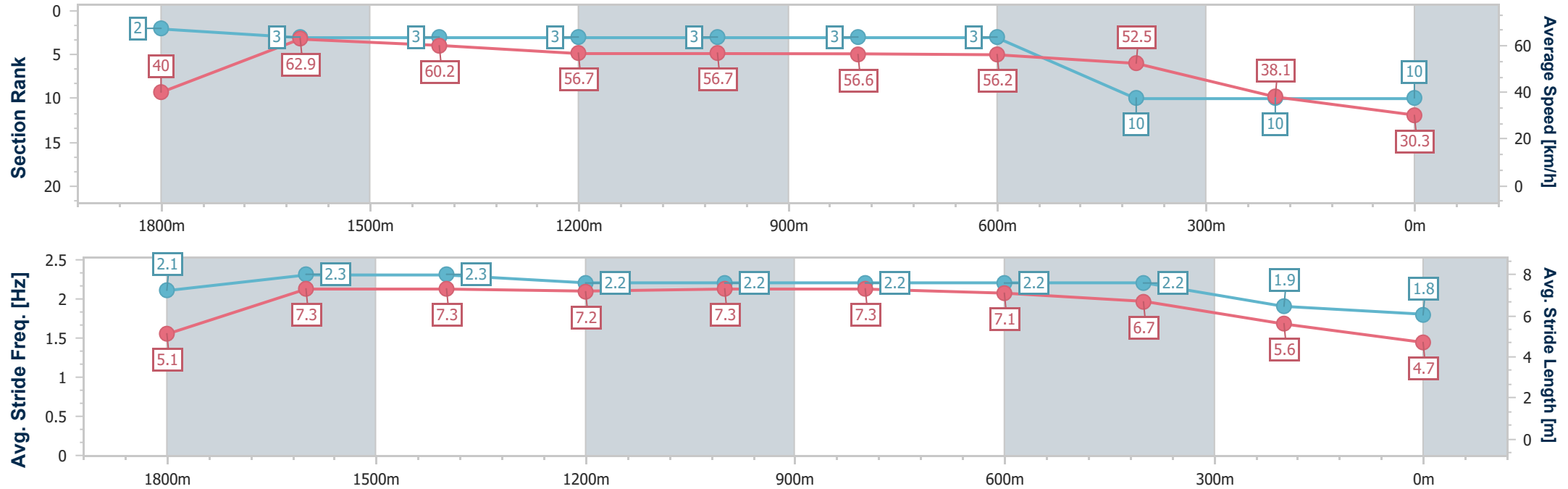
Horse/Jockey Name	Earlston
Final Rank	10
Fastest Section Time (Section)	0:09.04 (Overall)
Top Speed [km/h] (Section)	63.9 (1800m)
Race State	Finished



KilcoyProfessional
Race 5: THANK YOU JENNY SEARLE RATINGS BAND 0 - 55
Handicap - 1900m
02 January 2026 - 16:04
Track Rating: Soft 5, Weather: Overcast, Rail Position: True Entire Circuit



Section	Overall	1800m	1600m	1400m	1200m	1000m	800m	600m	400m	200m			
Section Times	2:20.25 [10] (0:09.04)	2:11.21 [2] (0:11.45)	1:59.76 [3] (0:11.94)	1:47.82 [3] (0:12.68)	1:35.14 [3] (0:12.79)	1:22.35 [3] (0:12.70)	1:09.65 [3] (0:12.91)	0:56.74 [3] (0:13.70)	0:43.04 [10] (0:19.20)	0:23.84 [10] (0:23.84)			
Average Speed [km/h]	40.0	62.9	60.2	56.7	56.7	56.6	56.2	52.5	38.1	30.3			
Top Speed [km/h]	61.2	63.9	61.9	58.2	58.1	58.0	56.9	56.1	46.5	36.3			
Avg. Dist. to Rail [m]	2.7	0.6	0.2	0.7	0.5	0.6	0.8	1.7	1.9	3.6			
Avg. Stride Freq. [Hz]	2.1	2.3	2.3	2.2	2.2	2.2	2.2	2.2	1.9	1.8			
Avg. Stride Length [m]	5.1	7.3	7.3	7.2	7.3	7.3	7.1	6.7	5.6	4.7			





KilcoyProfessional
Race 6: WELCOME REBECCA LAWSON RATINGS BAND 0 - 55 Handicap
- 1500m

02 January 2026 - 16:40



Track Rating: Soft 5, Weather: Overcast, Rail Position: True Entire Circuit

Section						Overall	1400m	1200m	1000m	800m	600m	400m	Last 600m		
Field Times						1:32.32 (0:08.16)	1:24.16 (0:11.29)	1:12.87 (0:11.91)	1:00.96 (0:11.85)	0:49.11 (0:12.07)	0:37.04 (0:11.80)	0:25.24 (0:12.40)	0:37.04		
Rank	TAB	Horse/Jockey	Barrier	Top Speed [km/h]	Fastest Section									Distance Travelled [m]	
1	4	GOT YOURSELF A GUN	5	64.3	0:08.60	1:32.32 [1]	1:23.72 [9]	1:12.12 [9]	1:00.02 [9]	0:48.32 [7]	0:36.32 [8]	0:24.80 [6]	0:36.32		
		Georgina Cartwright		1400m	Overall	(0:08.60)	(0:11.60)	(0:12.10)	(0:11.70)	(0:12.00)	(0:11.52)	(0:12.45)			
2	3	AVERRED	7	63.3	0:08.20	1:32.41 [2]	1:24.21 [2]	1:12.53 [5]	1:00.44 [5]	0:48.63 [5]	0:36.68 [5]	0:25.05 [5]	0:36.68 +3		
		Adam Sewell		600m	Overall	(0:08.20)	(0:11.68)	(0:12.09)	(0:11.81)	(0:11.95)	(0:11.63)	(0:12.35)			
3	1	GOLD DAZZLER	6	65.8	0:08.16	1:32.45 [3]	1:24.29 [1]	1:13.00 [1]	1:01.09 [1]	0:49.24 [1]	0:37.13 [2]	0:25.36 [2]	0:37.13 +0		
		Anthony Allen		1400m	Overall	(0:08.16)	(0:11.29)	(0:11.91)	(0:11.85)	(0:12.11)	(0:11.77)	(0:12.39)			
4	8	MAEVE	3	65.0	0:08.22	1:32.64 [4]	1:24.42 [3]	1:13.01 [3]	1:00.97 [4]	0:49.05 [4]	0:36.96 [4]	0:25.28 [4]	0:36.96 +5		
		Jai Williams		1400m	Overall	(0:08.22)	(0:11.41)	(0:12.04)	(0:11.92)	(0:12.09)	(0:11.68)	(0:12.46)			
5	9	TAKARA STAR	10	65.1	0:08.40	1:32.96 [5]	1:24.56 [7]	1:13.11 [4]	1:01.45 [2]	0:49.65 [2]	0:37.68 [1]	0:25.88 [1]	0:37.68 +3		
		Brandon Lerena		1400m	Overall	(0:08.40)	(0:11.45)	(0:11.66)	(0:11.80)	(0:11.97)	(0:11.80)	(0:12.58)			
6	10	AIN'T TELLIN	4	65.8	0:08.52	1:33.01 [6]	1:24.49 [8]	1:13.09 [6]	1:01.02 [6]	0:49.22 [6]	0:37.12 [6]	0:25.38 [7]	0:37.12 -9		
		Adin Thompson		1400m	Overall	(0:08.52)	(0:11.40)	(0:12.07)	(0:11.80)	(0:12.10)	(0:11.74)	(0:12.45)			
7	2	SUBDUE	2	66.8	0:08.35	1:33.15 [7]	1:24.80 [6]	1:13.58 [2]	1:01.58 [3]	0:49.72 [3]	0:37.58 [3]	0:25.82 [3]	0:37.58 -3		
		Paul Hamblin		1400m	Overall	(0:08.35)	(0:11.22)	(0:12.00)	(0:11.86)	(0:12.14)	(0:11.76)	(0:12.57)			
8	7	OAKFIELD STORM	8	63.8	0:08.26	1:33.29 [8]	1:25.03 [4]	1:13.18 [8]	1:01.01 [8]	0:49.16 [9]	0:37.20 [9]	0:25.43 [9]	0:37.20 +0		
		Noriyuki Masuda		Overall	Overall	(0:08.26)	(0:11.85)	(0:12.17)	(0:11.85)	(0:11.96)	(0:11.77)	(0:12.45)			
9	5	DECARBONISE	1	63.1	0:08.76	1:33.74 [9]	1:24.98 [10]	1:13.18 [10]	1:01.13 [10]	0:49.50 [10]	0:37.75 [7]	0:25.99 [8]	0:37.75 +3		
		Dylan Turner		800m	Overall	(0:08.76)	(0:11.80)	(0:12.05)	(0:11.63)	(0:11.75)	(0:11.76)	(0:12.63)			
10	6	RAPID DUDE	9	63.9	0:08.33	1:33.84 [10]	1:25.51 [5]	1:13.83 [7]	1:01.65 [7]	0:49.77 [8]	0:37.66 [10]	0:25.74 [10]	0:37.66 +7		
		Dale Smith		1400m	Overall	(0:08.33)	(0:11.68)	(0:12.18)	(0:11.88)	(0:12.11)	(0:11.92)	(0:12.55)			

Scratched: Orca (#15), Summer Star (#14), Prometio Mas (#17), Tidler's Wish (#11), Earliston (#16), Woolmar (#13), Half Moon Roo (#12)



KilcoyProfessional
Race 6: WELCOME REBECCA LAWSON RATINGS BAND 0 - 55 Handicap
- 1500m
02 January 2026 - 16:40



Track Rating: Soft 5, Weather: Overcast, Rail Position: True Entire Circuit

Section						200m				Last 600m
Field Times						0:12.84 (0:12.84)				0:37.04
Rank	TAB	Horse/Jockey	Barrier	Top Speed [km/h]	Fastest Section	Margin				Distance Travelled [m]
1	4	GOT YOURSELF A GUN	5	64.3	0:08.60	0:12.35 [6]	1:32.32			0:36.32
		Georgina Cartwright		1400m	Overall	(0:12.35)				
2	3	AVERRED	7	63.3	0:08.20	0:12.70 [3]	0.54L			0:36.68 +3
		Adam Sewell		600m	Overall	(0:12.70)				
3	1	GOLD DAZZLER	6	65.8	0:08.16	0:12.97 [1]	0.76L			0:37.13 +0
		Anthony Allen		1400m	Overall	(0:12.97)				
4	8	MAEVE	3	65.0	0:08.22	0:12.82 [4]	1.86L			0:36.96 +5
		Jai Williams		1400m	Overall	(0:12.82)				
5	9	TAKARA STAR	10	65.1	0:08.40	0:13.30 [2]	3.78L			0:37.68 +3
		Brandon Lerena		1400m	Overall	(0:13.30)				
6	10	AIN'T TELLIN	4	65.8	0:08.52	0:12.93 [7]	4.07L			0:37.12 -9
		Adin Thompson		1400m	Overall	(0:12.93)				
7	2	SUBDUE	2	66.8	0:08.35	0:13.25 [5]	4.88L			0:37.58 -3
		Paul Hamblin		1400m	Overall	(0:13.25)				
8	7	OAKFIELD STORM	8	63.8	0:08.26	0:12.98 [8]	5.71L			0:37.20 +0
		Noriyuki Masuda		Overall	Overall	(0:12.98)				
9	5	DECARBONISE	1	63.1	0:08.76	0:13.36 [9]	8.38L			0:37.75 +3
		Dylan Turner		800m	Overall	(0:13.36)				
10	6	RAPID DUDE	9	63.9	0:08.33	0:13.19 [10]	8.91L			0:37.66 +7
		Dale Smith		1400m	Overall	(0:13.19)				

Scratched: Orca (#15), Summer Star (#14), Prometio Mas (#17), Tidler's Wish (#11), Earliston (#16), Woolmar (#13), Half Moon Roo (#12)

Report Created: Fri 2 January 2026 16:56 GMT+10 (Note: Timing is based on position data)

Page 2/12

[] Ranking at each section and finish
-:-:- No data available at this section
NA No data available

SCN Saddle cloth number
DNF Did not finish
DNT Did not track

data processed by  **TRIPLESDATA**



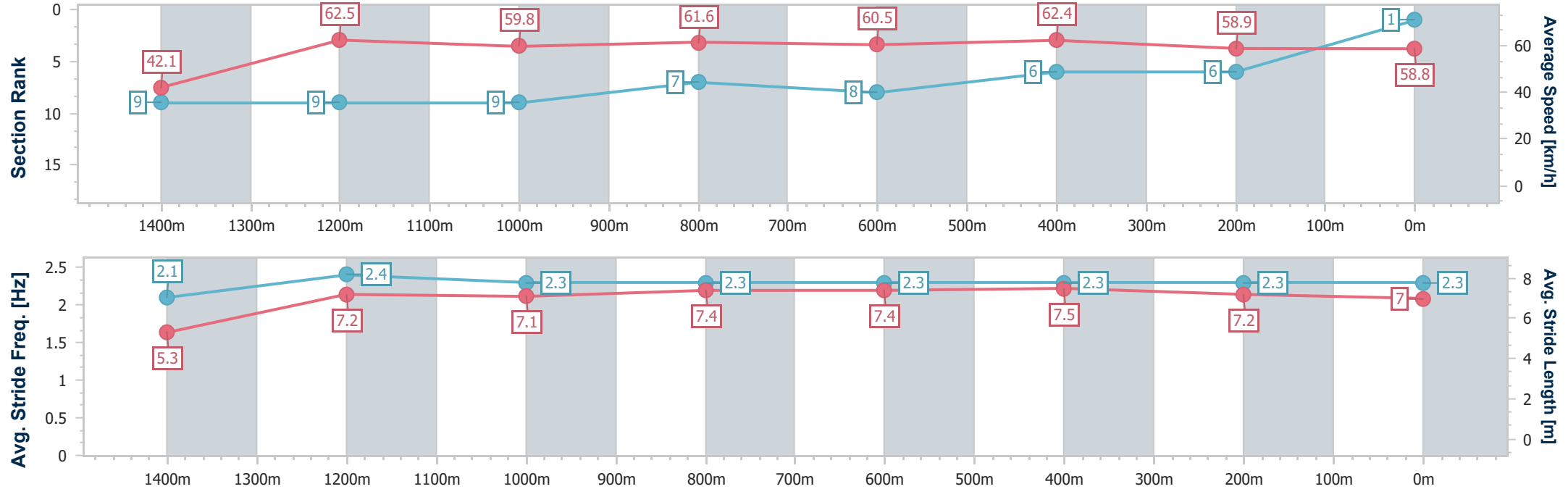
Horse/Jockey Name	Got Yourself A Gun
Final Rank	1
Fastest Section Time (Section)	0:08.60 (Overall)
Top Speed [km/h] (Section)	64.3 (1400m)
Race State	Finished



KilcoyProfessional
Race 6: WELCOME REBECCA LAWSON RATINGS BAND 0 - 55
Handicap - 1500m
02 January 2026 - 16:40
Track Rating: Soft 5, Weather: Overcast, Rail Position: True Entire Circuit



Section	Overall	1400m	1200m	1000m	800m	600m	400m	200m					
Section Times	1:32.32 [1] (0:08.60)	1:23.72 [9] (0:11.60)	1:12.12 [9] (0:12.10)	1:00.02 [9] (0:11.70)	0:48.32 [7] (0:12.00)	0:36.32 [8] (0:11.52)	0:24.80 [6] (0:12.45)	0:12.35 [6] (0:12.35)					
Average Speed [km/h]	42.1	62.5	59.8	61.6	60.5	62.4	58.9	58.8					
Top Speed [km/h]	60.6	64.3	61.3	62.6	61.4	64.0	63.6	60.1					
Avg. Dist. to Rail [m]	6.5	3.4	0.9	0.8	0.9	1.3	2.2	2.7					
Avg. Stride Freq. [Hz]	2.1	2.4	2.3	2.3	2.3	2.3	2.3	2.3					
Avg. Stride Length [m]	5.3	7.2	7.1	7.4	7.4	7.5	7.2	7.0					



[] Ranking at each section and finish
-.-.- No data available at this section
NA No data available



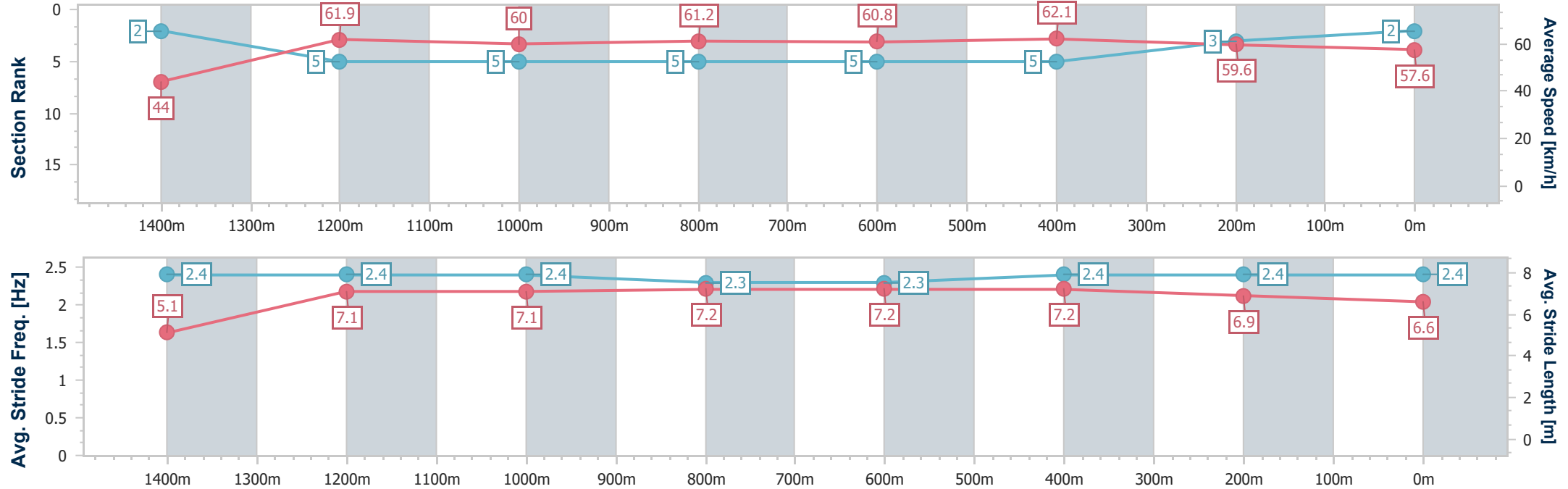
Horse/Jockey Name	Averred
Final Rank	2
Fastest Section Time (Section)	0:08.20 (Overall)
Top Speed [km/h] (Section)	63.3 (600m)
Race State	Finished



KilcoyProfessional
Race 6: WELCOME REBECCA LAWSON RATINGS BAND 0 - 55
Handicap - 1500m
02 January 2026 - 16:40
Track Rating: Soft 5, Weather: Overcast, Rail Position: True Entire Circuit



Section	Overall	1400m	1200m	1000m	800m	600m	400m	200m					
Section Times	1:32.41 [2] (0:08.20)	1:24.21 [2] (0:11.68)	1:12.53 [5] (0:12.09)	1:00.44 [5] (0:11.81)	0:48.63 [5] (0:11.95)	0:36.68 [5] (0:11.63)	0:25.05 [5] (0:12.35)	0:12.70 [3] (0:12.70)					
Average Speed [km/h]	44.0	61.9	60.0	61.2	60.8	62.1	59.6	57.6					
Top Speed [km/h]	62.3	63.0	60.9	62.7	61.7	63.3	61.5	58.8					
Avg. Dist. to Rail [m]	7.3	3.0	1.3	1.6	1.6	1.8	2.7	4.9					
Avg. Stride Freq. [Hz]	2.4	2.4	2.4	2.3	2.3	2.4	2.4	2.4					
Avg. Stride Length [m]	5.1	7.1	7.1	7.2	7.2	7.2	6.9	6.6					



[] Ranking at each section and finish
- - - - - No data available at this section
NA No data available



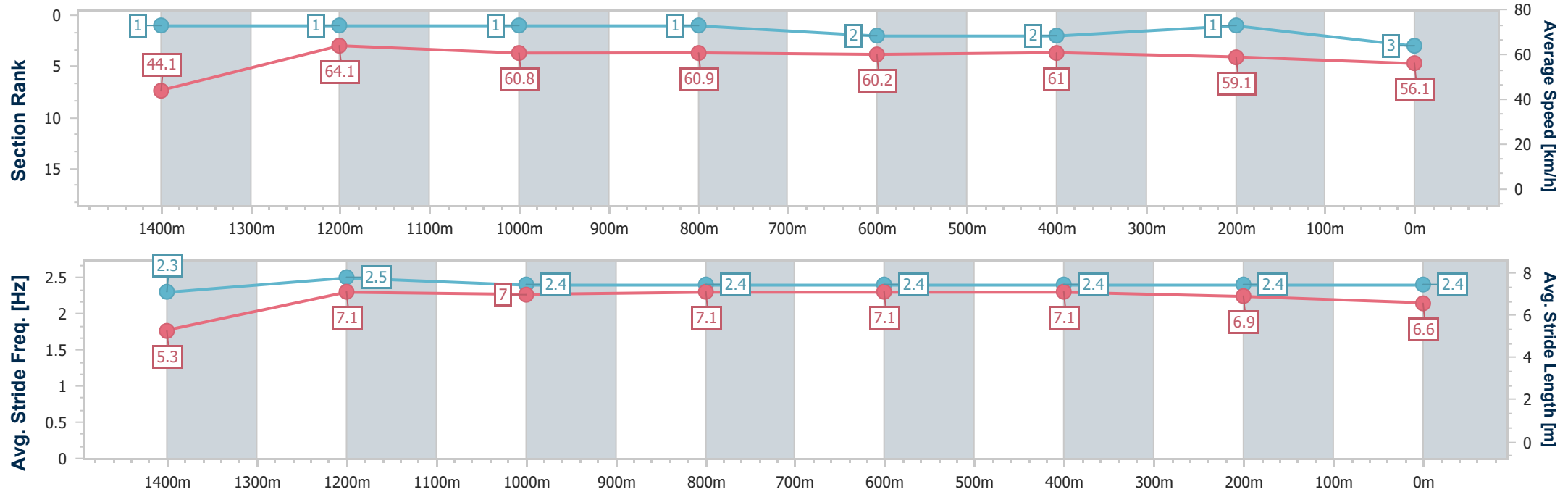
Horse/Jockey Name	Gold Dazzler
Final Rank	3
Fastest Section Time (Section)	0:08.16 (Overall)
Top Speed [km/h] (Section)	65.8 (1400m)
Race State	Finished



KilcoyProfessional
Race 6: WELCOME REBECCA LAWSON RATINGS BAND 0 - 55
Handicap - 1500m
02 January 2026 - 16:40
Track Rating: Soft 5, Weather: Overcast, Rail Position: True Entire Circuit



Section	Overall	1400m	1200m	1000m	800m	600m	400m	200m					
Section Times	1:32.45 [3] (0:08.16)	1:24.29 [1] (0:11.29)	1:13.00 [1] (0:11.91)	1:01.09 [1] (0:11.85)	0:49.24 [1] (0:12.11)	0:37.13 [2] (0:11.77)	0:25.36 [2] (0:12.39)	0:12.97 [1] (0:12.97)					
Average Speed [km/h]	44.1	64.1	60.8	60.9	60.2	61.0	59.1	56.1					
Top Speed [km/h]	62.7	65.8	62.8	62.9	61.9	62.6	62.3	56.6					
Avg. Dist. to Rail [m]	6.2	2.5	1.2	1.2	1.2	0.7	2.1	3.7					
Avg. Stride Freq. [Hz]	2.3	2.5	2.4	2.4	2.4	2.4	2.4	2.4					
Avg. Stride Length [m]	5.3	7.1	7.0	7.1	7.1	7.1	6.9	6.6					





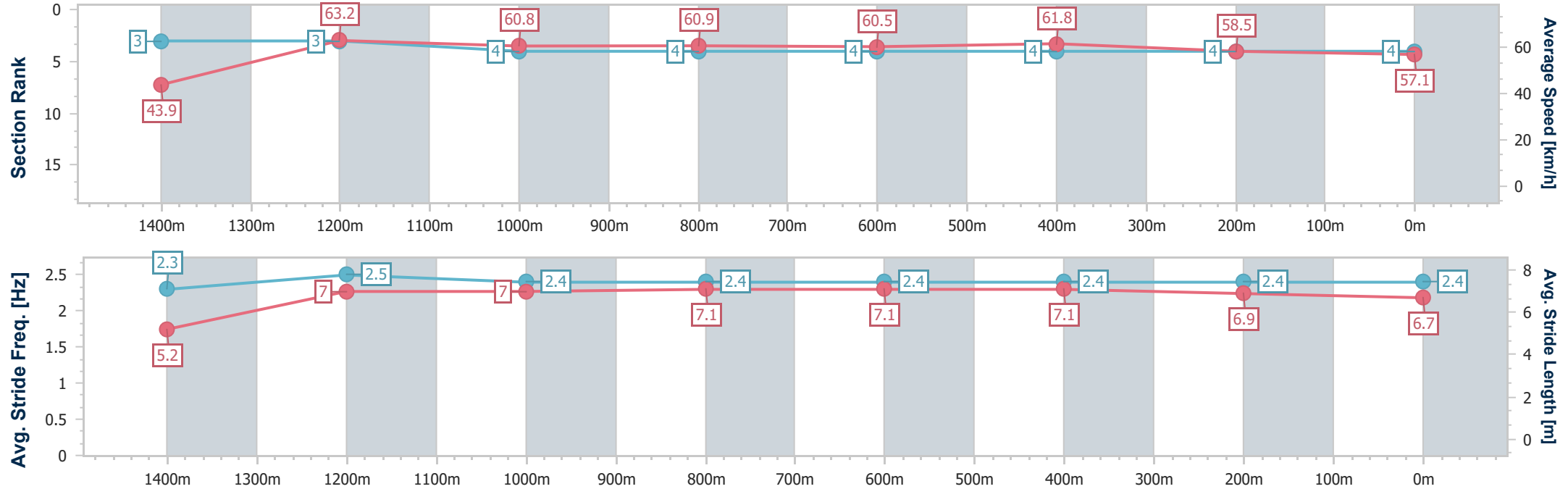
Horse/Jockey Name	Maeve
Final Rank	4
Fastest Section Time (Section)	0:08.22 (Overall)
Top Speed [km/h] (Section)	65.0 (1400m)
Race State	Finished



KilcoyProfessional
Race 6: WELCOME REBECCA LAWSON RATINGS BAND 0 - 55
Handicap - 1500m
02 January 2026 - 16:40
Track Rating: Soft 5, Weather: Overcast, Rail Position: True Entire Circuit



Section	Overall	1400m	1200m	1000m	800m	600m	400m	200m					
Section Times	1:32.64 [4] (0:08.22)	1:24.42 [3] (0:11.41)	1:13.01 [3] (0:12.04)	1:00.97 [4] (0:11.92)	0:49.05 [4] (0:12.09)	0:36.96 [4] (0:11.68)	0:25.28 [4] (0:12.46)	0:12.82 [4] (0:12.82)					
Average Speed [km/h]	43.9	63.2	60.8	60.9	60.5	61.8	58.5	57.1					
Top Speed [km/h]	64.0	65.0	62.0	62.8	61.9	63.0	60.7	57.4					
Avg. Dist. to Rail [m]	3.9	2.0	2.2	2.1	2.6	2.2	1.6	5.9					
Avg. Stride Freq. [Hz]	2.3	2.5	2.4	2.4	2.4	2.4	2.4	2.4					
Avg. Stride Length [m]	5.2	7.0	7.0	7.1	7.1	7.1	6.9	6.7					



[] Ranking at each section and finish
-.-.- No data available at this section
NA No data available



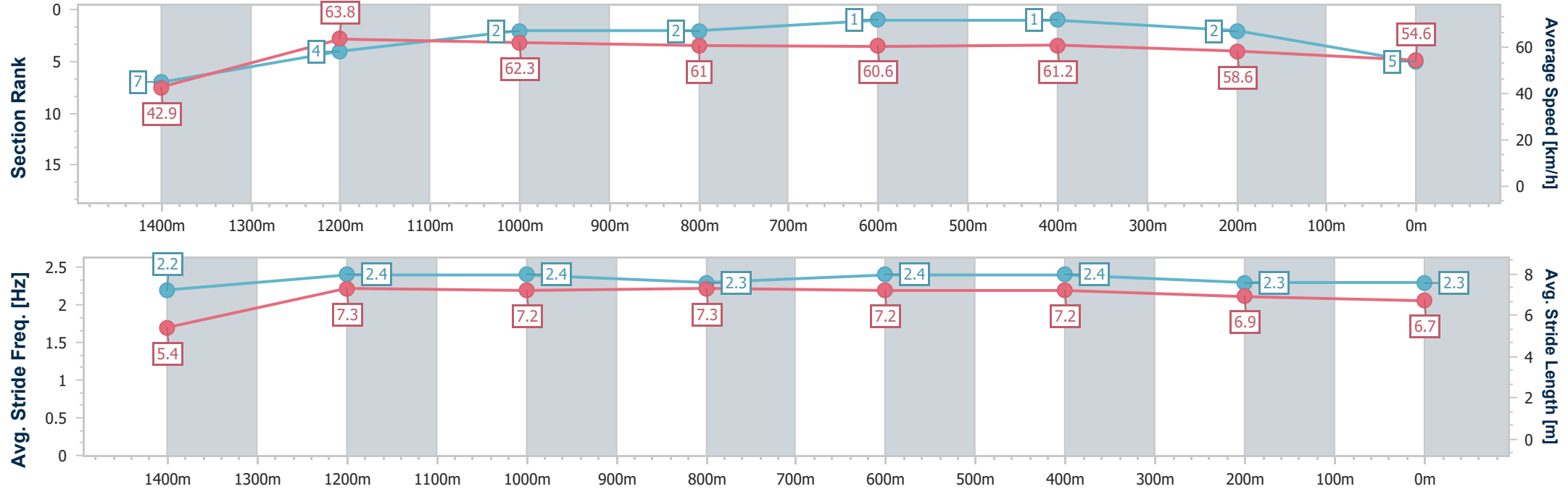
Horse/Jockey Name	Takara Star
Final Rank	5
Fastest Section Time (Section)	0:08.40 (Overall)
Top Speed [km/h] (Section)	65.1 (1400m)
Race State	Finished



KilcoyProfessional
Race 6: WELCOME REBECCA LAWSON RATINGS BAND 0 - 55
Handicap - 1500m
02 January 2026 - 16:40
Track Rating: Soft 5, Weather: Overcast, Rail Position: True Entire Circuit



Section	Overall	1400m	1200m	1000m	800m	600m	400m	200m					
Section Times	1:32.96 [5] (0:08.40)	1:24.56 [7] (0:11.45)	1:13.11 [4] (0:11.66)	1:01.45 [2] (0:11.80)	0:49.65 [2] (0:11.97)	0:37.68 [1] (0:11.80)	0:25.88 [1] (0:12.58)	0:13.30 [2] (0:13.30)					
Average Speed [km/h]	42.9	63.8	62.3	61.0	60.6	61.2	58.6	54.6					
Top Speed [km/h]	61.8	65.1	63.7	62.0	61.9	61.9	60.7	55.8					
Avg. Dist. to Rail [m]	11.7	6.2	1.5	0.6	1.3	2.3	2.6	4.5					
Avg. Stride Freq. [Hz]	2.2	2.4	2.4	2.3	2.4	2.4	2.3	2.3					
Avg. Stride Length [m]	5.4	7.3	7.2	7.3	7.2	7.2	6.9	6.7					



- [] Ranking at each section and finish
- .-.- No data available at this section
- NA No data available



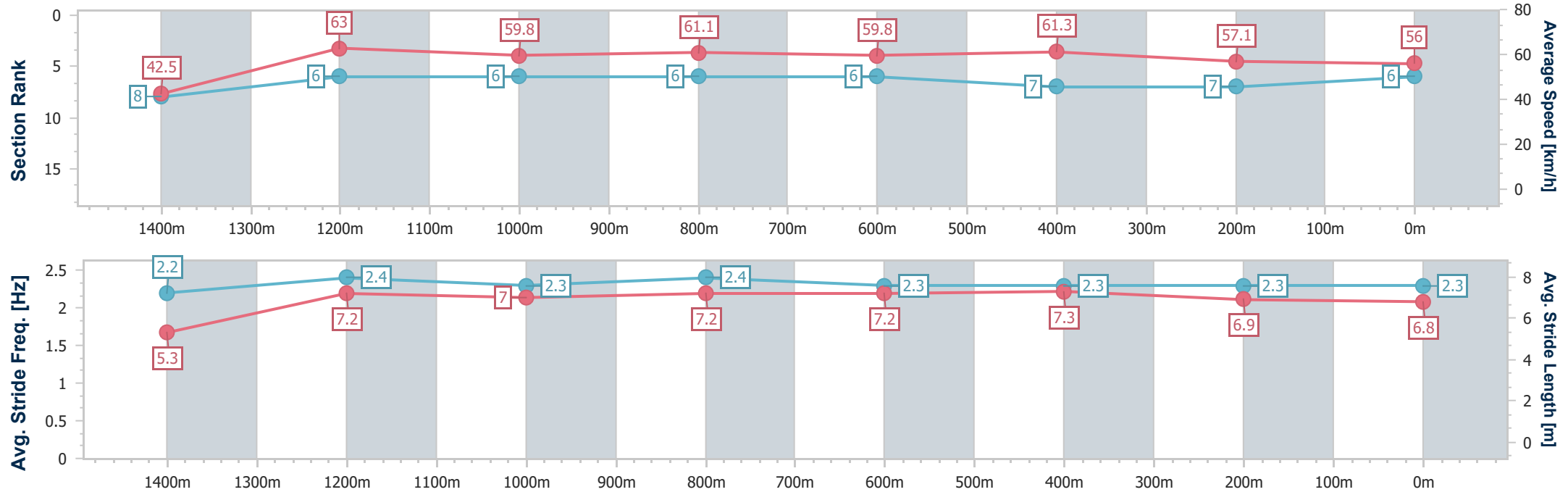
Horse/Jockey Name	Ain't Tellin
Final Rank	6
Fastest Section Time (Section)	0:08.52 (Overall)
Top Speed [km/h] (Section)	65.8 (1400m)
Race State	Finished



KilcoyProfessional
Race 6: WELCOME REBECCA LAWSON RATINGS BAND 0 - 55
Handicap - 1500m
02 January 2026 - 16:40
Track Rating: Soft 5, Weather: Overcast, Rail Position: True Entire Circuit



Section	Overall	1400m	1200m	1000m	800m	600m	400m	200m					
Section Times	1:33.01 [6] (0:08.52)	1:24.49 [8] (0:11.40)	1:13.09 [6] (0:12.07)	1:01.02 [6] (0:11.80)	0:49.22 [6] (0:12.10)	0:37.12 [6] (0:11.74)	0:25.38 [7] (0:12.45)	0:12.93 [7] (0:12.93)					
Average Speed [km/h]	42.5	63.0	59.8	61.1	59.8	61.3	57.1	56.0					
Top Speed [km/h]	64.6	65.8	62.1	62.4	61.3	62.9	61.4	56.3					
Avg. Dist. to Rail [m]	4.7	2.1	0.6	0.5	0.7	0.2	1.5	1.8					
Avg. Stride Freq. [Hz]	2.2	2.4	2.3	2.4	2.3	2.3	2.3	2.3					
Avg. Stride Length [m]	5.3	7.2	7.0	7.2	7.2	7.3	6.9	6.8					



[] Ranking at each section and finish
- - - - - No data available at this section
NA No data available



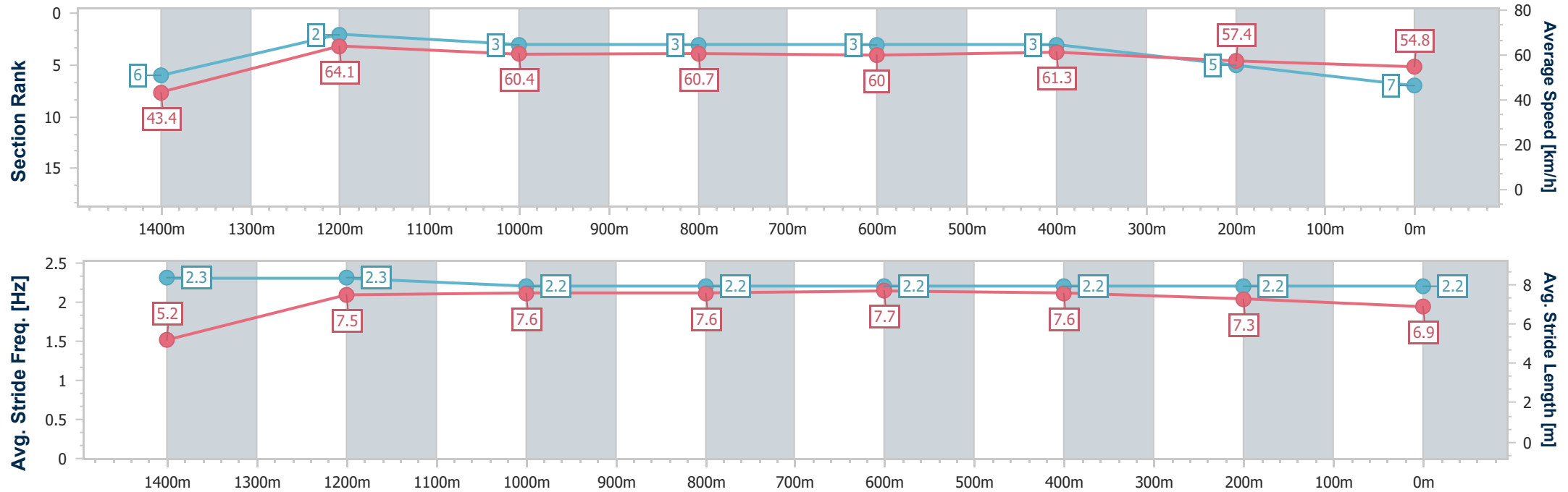
Horse/Jockey Name	Subdue
Final Rank	7
Fastest Section Time (Section)	0:08.35 (Overall)
Top Speed [km/h] (Section)	66.8 (1400m)
Race State	Finished



KilcoyProfessional
Race 6: WELCOME REBECCA LAWSON RATINGS BAND 0 - 55
Handicap - 1500m
02 January 2026 - 16:40
Track Rating: Soft 5, Weather: Overcast, Rail Position: True Entire Circuit



Section	Overall	1400m	1200m	1000m	800m	600m	400m	200m					
Section Times	1:33.15 [7] (0:08.35)	1:24.80 [6] (0:11.22)	1:13.58 [2] (0:12.00)	1:01.58 [3] (0:11.86)	0:49.72 [3] (0:12.14)	0:37.58 [3] (0:11.76)	0:25.82 [3] (0:12.57)	0:13.25 [5] (0:13.25)					
Average Speed [km/h]	43.4	64.1	60.4	60.7	60.0	61.3	57.4	54.8					
Top Speed [km/h]	64.8	66.8	62.2	62.1	61.2	62.3	60.4	56.4					
Avg. Dist. to Rail [m]	2.6	1.0	0.7	0.7	1.8	1.2	0.5	1.7					
Avg. Stride Freq. [Hz]	2.3	2.3	2.2	2.2	2.2	2.2	2.2	2.2					
Avg. Stride Length [m]	5.2	7.5	7.6	7.6	7.7	7.6	7.3	6.9					





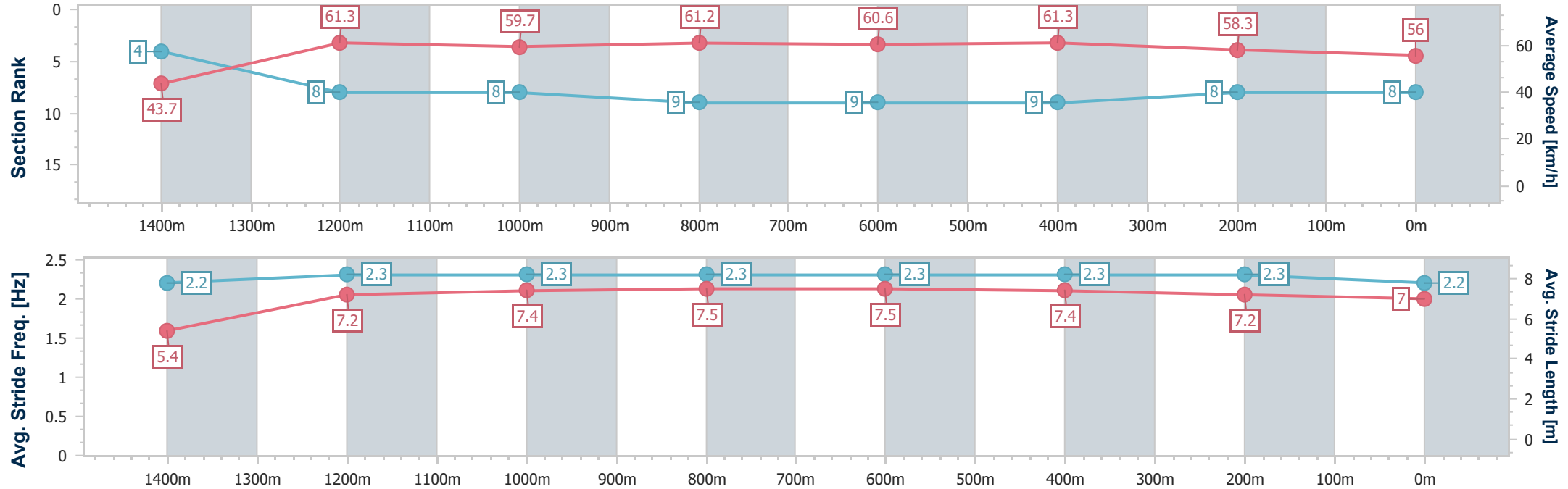
Horse/Jockey Name	Oakfield Storm
Final Rank	8
Fastest Section Time (Section)	0:08.26 (Overall)
Top Speed [km/h] (Section)	63.8 (Overall)
Race State	Finished



KilcoyProfessional
Race 6: WELCOME REBECCA LAWSON RATINGS BAND 0 - 55
Handicap - 1500m
02 January 2026 - 16:40
Track Rating: Soft 5, Weather: Overcast, Rail Position: True Entire Circuit



Section	Overall	1400m	1200m	1000m	800m	600m	400m	200m					
Section Times	1:33.29 [8] (0:08.26)	1:25.03 [4] (0:11.85)	1:13.18 [8] (0:12.17)	1:01.01 [8] (0:11.85)	0:49.16 [9] (0:11.96)	0:37.20 [9] (0:11.77)	0:25.43 [9] (0:12.45)	0:12.98 [8] (0:12.98)					
Average Speed [km/h]	43.7	61.3	59.7	61.2	60.6	61.3	58.3	56.0					
Top Speed [km/h]	63.8	63.2	61.1	61.9	61.9	62.3	61.1	57.5					
Avg. Dist. to Rail [m]	8.1	3.9	2.0	2.2	1.2	0.9	0.9	4.8					
Avg. Stride Freq. [Hz]	2.2	2.3	2.3	2.3	2.3	2.3	2.3	2.2					
Avg. Stride Length [m]	5.4	7.2	7.4	7.5	7.5	7.4	7.2	7.0					



[] Ranking at each section and finish
- - - - No data available at this section
NA No data available



Horse/Jockey Name	Decarbonise
Final Rank	9
Fastest Section Time (Section)	0:08.76 (Overall)
Top Speed [km/h] (Section)	63.1 (800m)
Race State	Finished



KilcoyProfessional

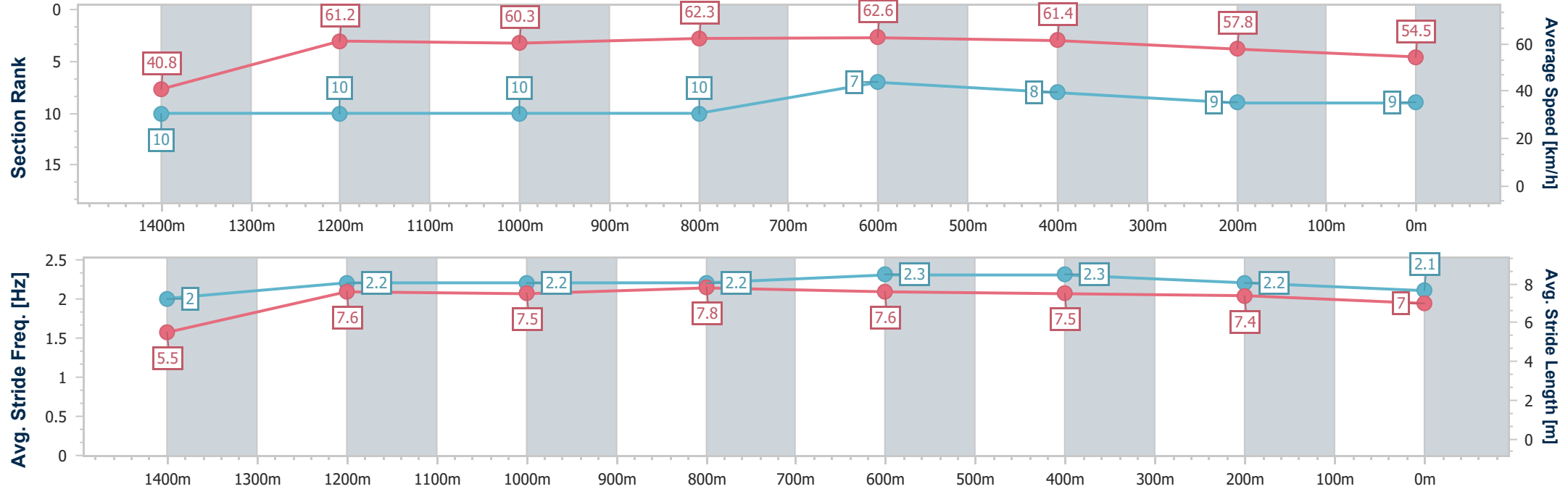
Race 6: WELCOME REBECCA LAWSON RATINGS BAND 0 - 55
Handicap - 1500m

02 January 2026 - 16:40

Track Rating: Soft 5, Weather: Overcast, Rail Position: True Entire Circuit

Kilcoy Race Club
"Moonee Valley of the North"

Section	Overall	1400m	1200m	1000m	800m	600m	400m	200m					
Section Times	1:33.74 [9] (0:08.76)	1:24.98 [10] (0:11.80)	1:13.18 [10] (0:12.05)	1:01.13 [10] (0:11.63)	0:49.50 [10] (0:11.75)	0:37.75 [7] (0:11.76)	0:25.99 [8] (0:12.63)	0:13.36 [9] (0:13.36)					
Average Speed [km/h]	40.8	61.2	60.3	62.3	62.6	61.4	57.8	54.5					
Top Speed [km/h]	59.7	62.2	62.3	62.9	63.1	62.3	60.3	57.7					
Avg. Dist. to Rail [m]	1.6	1.6	1.3	2.1	3.1	2.8	2.0	5.6					
Avg. Stride Freq. [Hz]	2.0	2.2	2.2	2.2	2.3	2.3	2.2	2.1					
Avg. Stride Length [m]	5.5	7.6	7.5	7.8	7.6	7.5	7.4	7.0					





Horse/Jockey Name	Rapid Dude
Final Rank	10
Fastest Section Time (Section)	0:08.33 (Overall)
Top Speed [km/h] (Section)	63.9 (1400m)
Race State	Finished



KilcoyProfessional

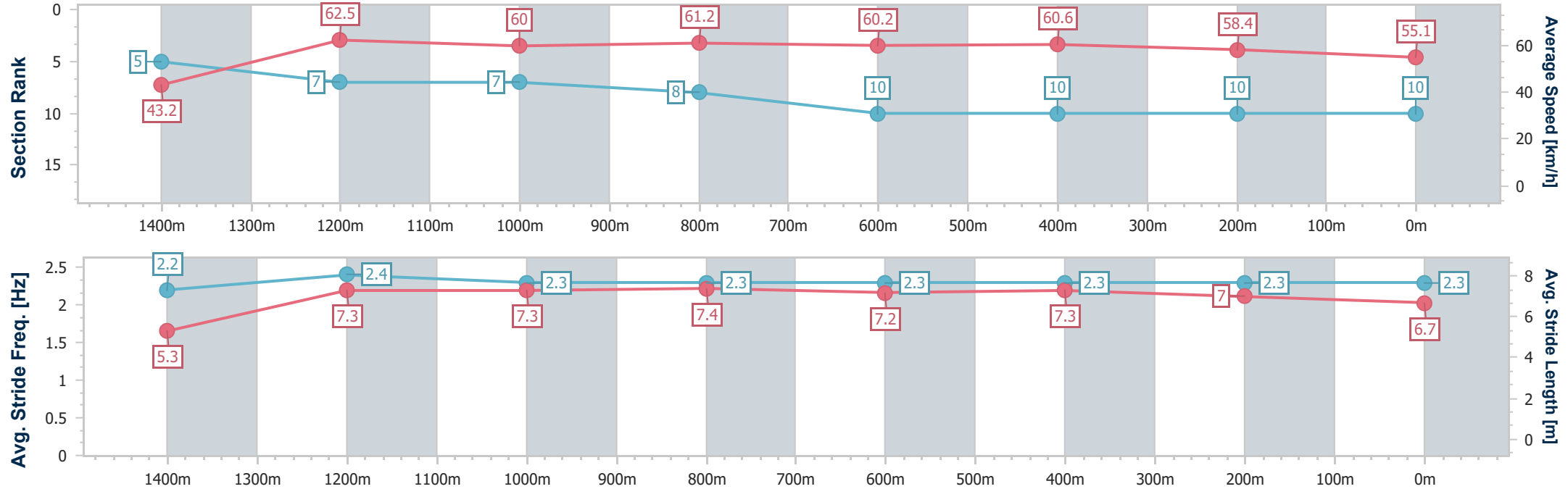
Race 6: WELCOME REBECCA LAWSON RATINGS BAND 0 - 55
Handicap - 1500m

02 January 2026 - 16:40

Track Rating: Soft 5, Weather: Overcast, Rail Position: True Entire Circuit

Kilcoy Race Club
"Moosie Valley of the North"

Section	Overall	1400m	1200m	1000m	800m	600m	400m	200m					
Section Times	1:33.84 [10] (0:08.33)	1:25.51 [5] (0:11.68)	1:13.83 [7] (0:12.18)	1:01.65 [7] (0:11.88)	0:49.77 [8] (0:12.11)	0:37.66 [10] (0:11.92)	0:25.74 [10] (0:12.55)	0:13.19 [10] (0:13.19)					
Average Speed [km/h]	43.2	62.5	60.0	61.2	60.2	60.6	58.4	55.1					
Top Speed [km/h]	60.9	63.9	61.4	62.4	61.0	62.1	60.2	57.0					
Avg. Dist. to Rail [m]	10.7	5.3	2.9	2.6	1.8	3.4	2.2	3.4					
Avg. Stride Freq. [Hz]	2.2	2.4	2.3	2.3	2.3	2.3	2.3	2.3					
Avg. Stride Length [m]	5.3	7.3	7.3	7.4	7.2	7.3	7.0	6.7					



- [] Ranking at each section and finish
- .-.- No data available at this section
- NA No data available



KilcoyProfessional

Race 7: GREAT NORTHERN BREWERY NEW YEAR CUP Class 1 Handicap - 1200m

02 January 2026 - 17:15



Track Rating: Soft 5, Weather: Overcast, Rail Position: True Entire Circuit

Section						Overall	1000m	800m	600m	400m	200m	Last 600m		
Field Times						1:11.63 (0:13.36)	0:58.27 (0:11.01)	0:47.26 (0:11.36)	0:35.90 (0:11.20)	0:24.70 (0:12.05)	0:12.65 (0:12.65)	0:35.90		
Rank	TAB	Horse/Jockey	Barrier	Top Speed [km/h]	Fastest Section							Margin	Distance Travelled [m]	
1	3	LIGHTNING STRIKES	5	68.1	0:11.18	1:11.63 [1]	0:58.01 [7]	0:46.83 [8]	0:35.37 [6]	0:24.14 [5]	0:12.20 [3]	1:11.63	0:35.37	
		Adin Thompson		1000m	1000m	(0:13.62)	(0:11.18)	(0:11.46)	(0:11.23)	(0:11.94)	(0:12.20)			
2	5	JE REVE	2	68.5	0:11.01	1:11.83 [2]	0:58.47 [1]	0:47.46 [1]	0:36.07 [2]	0:24.90 [1]	0:12.81 [2]	1.2L	0:36.07	-4
		Adam Sewell		1000m	1000m	(0:13.36)	(0:11.01)	(0:11.39)	(0:11.17)	(0:12.09)	(0:12.81)			
3	4	STORM FORCE TEN	1	68.8	0:10.83	1:11.87 [3]	0:58.27 [6]	0:47.44 [2]	0:36.14 [1]	0:24.87 [2]	0:12.89 [1]	1.42L	0:36.14	-12
		Stephanie Tierney		1000m	1000m	(0:13.60)	(0:10.83)	(0:11.30)	(0:11.27)	(0:11.98)	(0:12.89)			
4	8	JEDIAH	6	68.7	0:10.86	1:12.34 [4]	0:58.30 [10]	0:47.44 [9]	0:35.85 [9]	0:24.57 [7]	0:12.46 [7]	4.2L	0:35.85	-15
		Paul Hamblin		1000m	1000m	(0:14.04)	(0:10.86)	(0:11.59)	(0:11.28)	(0:12.11)	(0:12.46)			
5	14	REEBAR	8	69.6	0:11.13	1:12.44 [5]	0:59.01 [2]	0:47.88 [5]	0:36.17 [7]	0:24.65 [8]	0:12.53 [8]	4.79L	0:36.17	-2
		Leah Martyn		Overall	1000m	(0:13.43)	(0:11.13)	(0:11.71)	(0:11.52)	(0:12.12)	(0:12.53)			
6	13	MAY	3	68.6	0:11.06	1:12.49 [6]	0:59.05 [3]	0:47.99 [4]	0:36.44 [5]	0:24.94 [6]	0:12.64 [6]	5.08L	0:36.44	-6
		Amy Graham		1000m	1000m	(0:13.44)	(0:11.06)	(0:11.55)	(0:11.50)	(0:12.30)	(0:12.64)			
7	12	MINXY	4	68.4	0:10.88	1:12.59 [7]	0:58.91 [8]	0:48.03 [6]	0:36.65 [4]	0:25.26 [4]	0:13.01 [5]	5.67L	0:36.65	-8
		Georgina Cartwright		1000m	1000m	(0:13.68)	(0:10.88)	(0:11.38)	(0:11.39)	(0:12.25)	(0:13.01)			
8	6	LORD DANILO	11	67.8	0:10.96	1:12.62 [8]	0:58.25 [12]	0:47.29 [12]	0:35.91 [11]	0:24.48 [9]	0:12.57 [9]	5.83L	0:35.91	-11
		Kayla Johnston		1000m	1000m	(0:14.37)	(0:10.96)	(0:11.38)	(0:11.43)	(0:11.91)	(0:12.57)			
9	10	BENEDICT ARNOLD	12	67.6	0:10.97	1:12.65 [9]	0:59.19 [4]	0:48.22 [3]	0:36.83 [3]	0:25.35 [3]	0:13.13 [4]	6.02L	0:36.83	+1
		Nozi Tomizawa		1000m	1000m	(0:13.46)	(0:10.97)	(0:11.39)	(0:11.48)	(0:12.22)	(0:13.13)			
10	1	MASTER NED	7	66.9	0:11.19	1:12.70 [10]	0:58.90 [9]	0:47.71 [10]	0:36.07 [10]	0:24.54 [10]	0:12.38 [10]	6.34L	0:36.07	-1
		Reece O'Connell		Overall	1000m	(0:13.80)	(0:11.19)	(0:11.64)	(0:11.53)	(0:12.16)	(0:12.38)			

Scratched: Herecomesantorini (#7), Oystercatcher (#9), Retainer (#2), Prevaricate (#17), Daintree Dreaming (#16), Destiny Gungho (#18)



KilcoyProfessional
Race 7: GREAT NORTHERN BREWERY NEW YEAR CUP Class 1
Handicap - 1200m
02 January 2026 - 17:15



Track Rating: Soft 5, Weather: Overcast, Rail Position: True Entire Circuit

Section						Overall	1000m	800m	600m	400m	200m	Last 600m		
Field Times						1:11.63 (0:13.36)	0:58.27 (0:11.01)	0:47.26 (0:11.36)	0:35.90 (0:11.20)	0:24.70 (0:12.05)	0:12.65 (0:12.65)	0:35.90		
Rank	TAB	Horse/Jockey	Barrier	Top Speed [km/h]	Fastest Section							Margin		Distance Travelled [m]
11	15	CASINO CAT	9	66.0	0:11.17	1:12.93 [11]	0:58.81 [11]	0:47.64 [11]	0:35.95 [12]	0:24.55 [12]	0:12.49 [11]	7.65L	0:35.95	-8
		Ashvin Goindasamy		Overall	1000m	(0:14.12)	(0:11.17)	(0:11.69)	(0:11.40)	(0:12.06)	(0:12.49)			
12	11	COSMIC PROPORTIONS	10	67.5	0:11.12	1:13.23 [12]	0:59.68 [5]	0:48.56 [7]	0:36.77 [8]	0:25.05 [11]	0:12.58 [12]	9.46L	0:36.77	+3
		Bailie Baker		1000m	1000m	(0:13.55)	(0:11.12)	(0:11.79)	(0:11.72)	(0:12.47)	(0:12.58)			

Scratched: Herecomesantorini (#7), Oystercatcher (#9), Retainer (#2), Prevaricate (#17), Daintree Dreaming (#16), Destiny Gungho (#18)



Horse/Jockey Name	Lightning Strikes
Final Rank	1
Fastest Section Time (Section)	0:11.18 (1000m)
Top Speed [km/h] (Section)	68.1 (1000m)
Race State	Finished



KilcoyProfessional

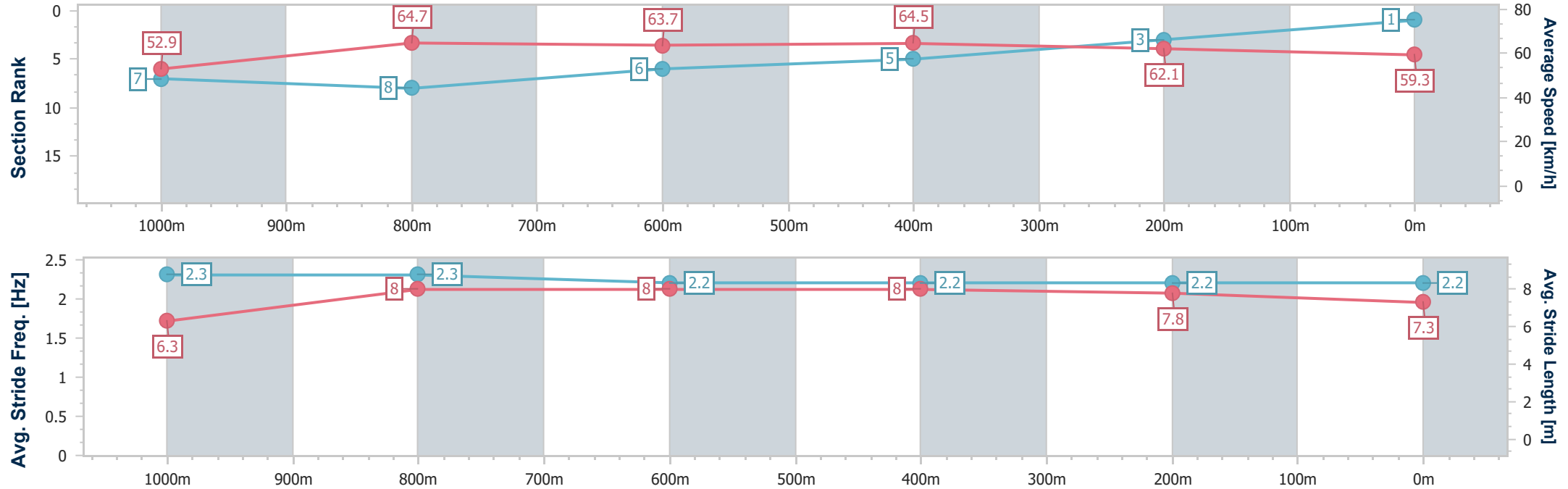
Race 7: GREAT NORTHERN BREWERY NEW YEAR CUP Class
1 Handicap - 1200m

02 January 2026 - 17:15

Track Rating: Soft 5, Weather: Overcast, Rail Position: True Entire Circuit

Kilcoy Race Club
"Moonee Valley of the North"

Section	Overall	1000m	800m	600m	400m	200m								
Section Times	1:11.63 [1] (0:13.62)	0:58.01 [7] (0:11.18)	0:46.83 [8] (0:11.46)	0:35.37 [6] (0:11.23)	0:24.14 [5] (0:11.94)	0:12.20 [3] (0:12.20)								
Average Speed [km/h]	52.9	64.7	63.7	64.5	62.1	59.3								
Top Speed [km/h]	67.4	68.1	64.5	65.4	63.8	63.1								
Avg. Dist. to Rail [m]	4.7	2.9	2.3	2.5	3.4	4.6								
Avg. Stride Freq. [Hz]	2.3	2.3	2.2	2.2	2.2	2.2								
Avg. Stride Length [m]	6.3	8.0	8.0	8.0	7.8	7.3								





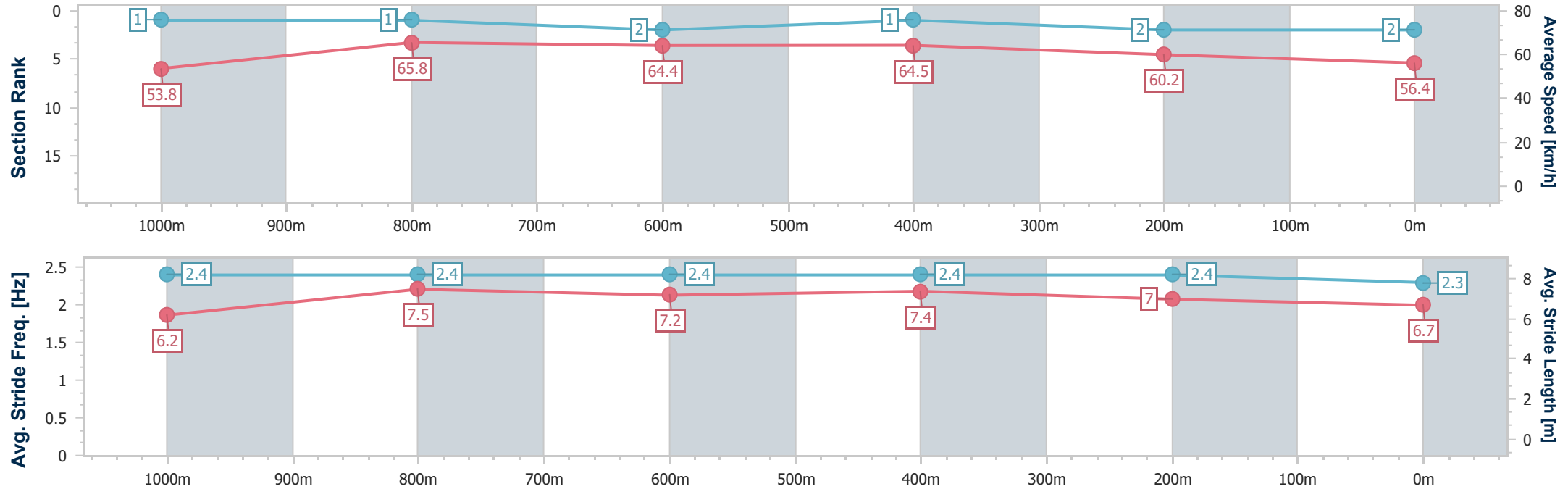
Horse/Jockey Name	Je Reve
Final Rank	2
Fastest Section Time (Section)	0:11.01 (1000m)
Top Speed [km/h] (Section)	68.5 (1000m)
Race State	Finished



KilcoyProfessional
Race 7: GREAT NORTHERN BREWERY NEW YEAR CUP Class
1 Handicap - 1200m
02 January 2026 - 17:15
Track Rating: Soft 5, Weather: Overcast, Rail Position: True Entire Circuit



Section	Overall	1000m	800m	600m	400m	200m								
Section Times	1:11.83 [2] (0:13.36)	0:58.47 [1] (0:11.01)	0:47.46 [1] (0:11.39)	0:36.07 [2] (0:11.17)	0:24.90 [1] (0:12.09)	0:12.81 [2] (0:12.81)								
Average Speed [km/h]	53.8	65.8	64.4	64.5	60.2	56.4								
Top Speed [km/h]	68.1	68.5	65.5	65.9	63.2	58.2								
Avg. Dist. to Rail [m]	1.9	2.1	2.7	2.0	1.2	2.1								
Avg. Stride Freq. [Hz]	2.4	2.4	2.4	2.4	2.4	2.3								
Avg. Stride Length [m]	6.2	7.5	7.2	7.4	7.0	6.7								



[] Ranking at each section and finish
- - - - No data available at this section
NA No data available



Horse/Jockey Name	Storm Force Ten
Final Rank	3
Fastest Section Time (Section)	0:10.83 (1000m)
Top Speed [km/h] (Section)	68.8 (1000m)
Race State	Finished



KilcoyProfessional

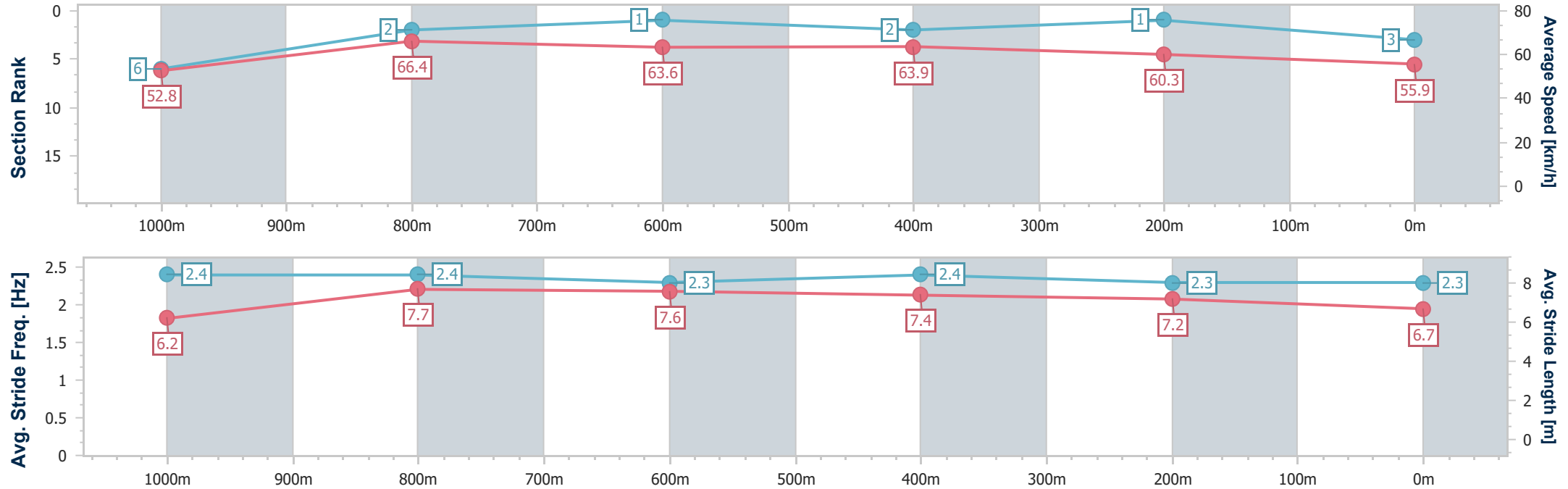
Race 7: GREAT NORTHERN BREWERY NEW YEAR CUP Class
1 Handicap - 1200m

02 January 2026 - 17:15

Track Rating: Soft 5, Weather: Overcast, Rail Position: True Entire Circuit

Kilcoy Race Club
"Moonee Valley of the North"

Section	Overall	1000m	800m	600m	400m	200m							
Section Times	1:11.87 [3] (0:13.60)	0:58.27 [6] (0:10.83)	0:47.44 [2] (0:11.30)	0:36.14 [1] (0:11.27)	0:24.87 [2] (0:11.98)	0:12.89 [1] (0:12.89)							
Average Speed [km/h]	52.8	66.4	63.6	63.9	60.3	55.9							
Top Speed [km/h]	68.8	68.8	64.8	64.7	63.1	58.1							
Avg. Dist. to Rail [m]	1.1	1.0	0.4	0.8	0.4	2.0							
Avg. Stride Freq. [Hz]	2.4	2.4	2.3	2.4	2.3	2.3							
Avg. Stride Length [m]	6.2	7.7	7.6	7.4	7.2	6.7							



[] Ranking at each section and finish
- - - - - No data available at this section
NA No data available



Horse/Jockey Name	Jediah
Final Rank	4
Fastest Section Time (Section)	0:10.86 (1000m)
Top Speed [km/h] (Section)	68.7 (1000m)
Race State	Finished



KilcoyProfessional

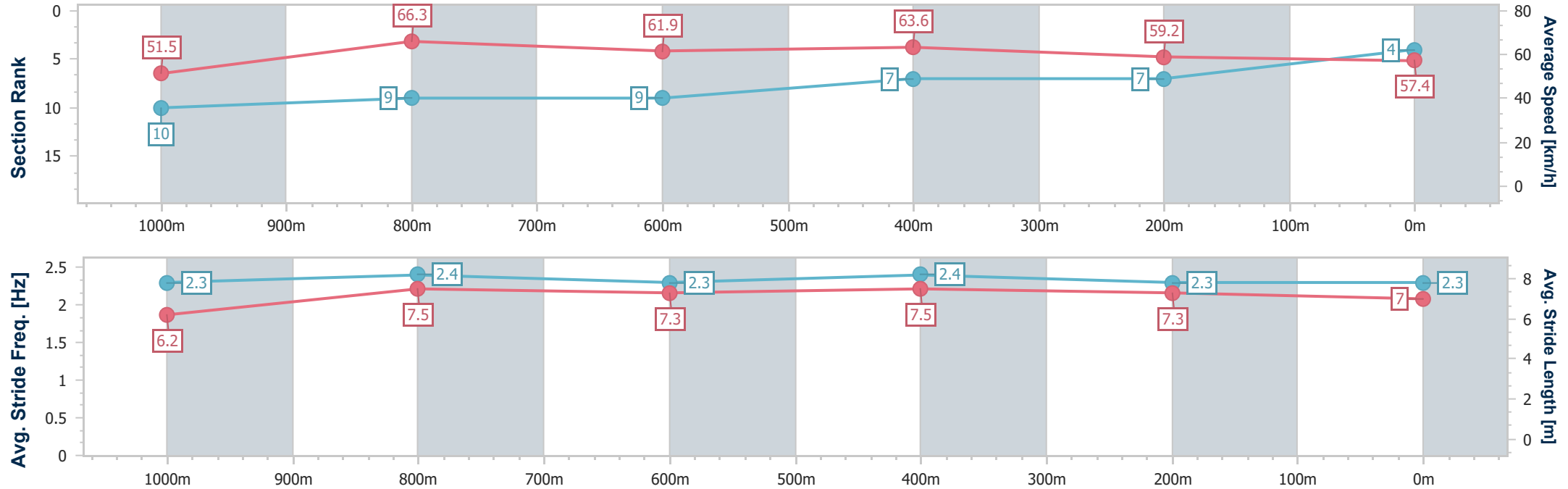
Race 7: GREAT NORTHERN BREWERY NEW YEAR CUP Class
1 Handicap - 1200m

02 January 2026 - 17:15

Track Rating: Soft 5, Weather: Overcast, Rail Position: True Entire Circuit

Kilcoy Race Club
"Moonee Valley of the North"

Section	Overall	1000m	800m	600m	400m	200m								
Section Times	1:12.34 [4] (0:14.04)	0:58.30 [10] (0:10.86)	0:47.44 [9] (0:11.59)	0:35.85 [9] (0:11.28)	0:24.57 [7] (0:12.11)	0:12.46 [7] (0:12.46)								
Average Speed [km/h]	51.5	66.3	61.9	63.6	59.2	57.4								
Top Speed [km/h]	68.2	68.7	63.1	65.4	62.7	58.6								
Avg. Dist. to Rail [m]	4.0	0.4	0.5	0.7	0.6	0.6								
Avg. Stride Freq. [Hz]	2.3	2.4	2.3	2.4	2.3	2.3								
Avg. Stride Length [m]	6.2	7.5	7.3	7.5	7.3	7.0								



- [] Ranking at each section and finish
- .-.- No data available at this section
- NA No data available



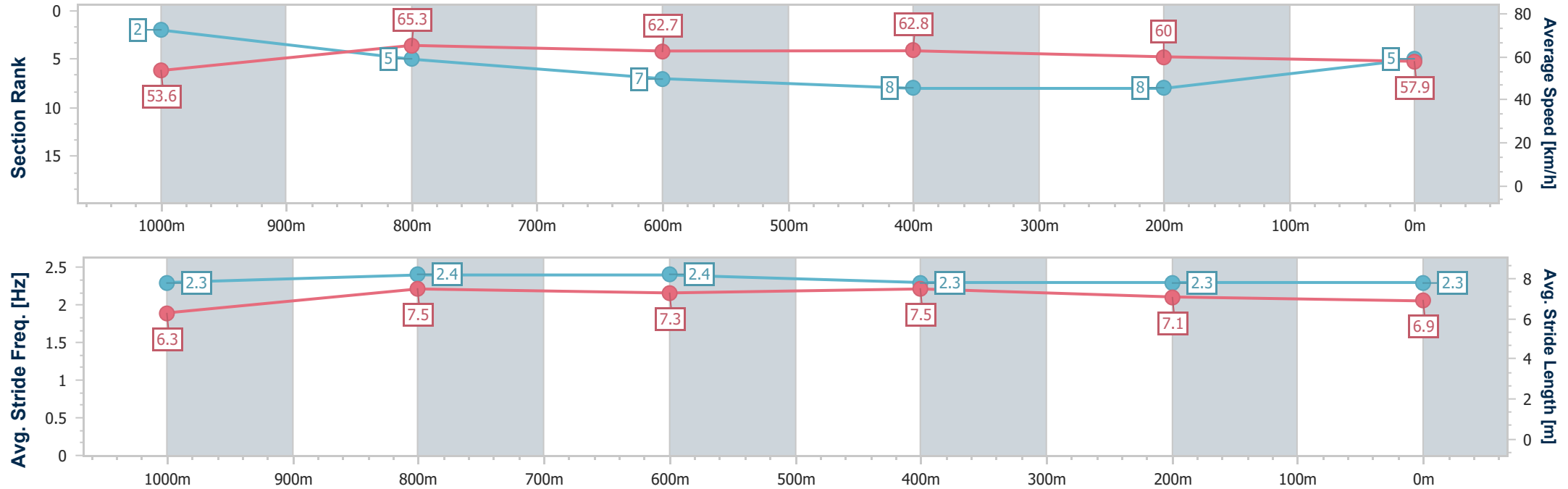
Horse/Jockey Name	Reebar
Final Rank	5
Fastest Section Time (Section)	0:11.13 (1000m)
Top Speed [km/h] (Section)	69.6 (Overall)
Race State	Finished



KilcoyProfessional
Race 7: GREAT NORTHERN BREWERY NEW YEAR CUP Class
1 Handicap - 1200m
02 January 2026 - 17:15
Track Rating: Soft 5, Weather: Overcast, Rail Position: True Entire Circuit



Section	Overall	1000m	800m	600m	400m	200m							
Section Times	1:12.44 [5] (0:13.43)	0:59.01 [2] (0:11.13)	0:47.88 [5] (0:11.71)	0:36.17 [7] (0:11.52)	0:24.65 [8] (0:12.12)	0:12.53 [8] (0:12.53)							
Average Speed [km/h]	53.6	65.3	62.7	62.8	60.0	57.9							
Top Speed [km/h]	69.6	69.5	63.2	62.9	62.7	59.0							
Avg. Dist. to Rail [m]	6.5	4.3	2.7	1.8	1.6	5.2							
Avg. Stride Freq. [Hz]	2.3	2.4	2.4	2.3	2.3	2.3							
Avg. Stride Length [m]	6.3	7.5	7.3	7.5	7.1	6.9							



[] Ranking at each section and finish
-.-.- No data available at this section
NA No data available



Horse/Jockey Name	May
Final Rank	6
Fastest Section Time (Section)	0:11.06 (1000m)
Top Speed [km/h] (Section)	68.6 (1000m)
Race State	Finished



KilcoyProfessional

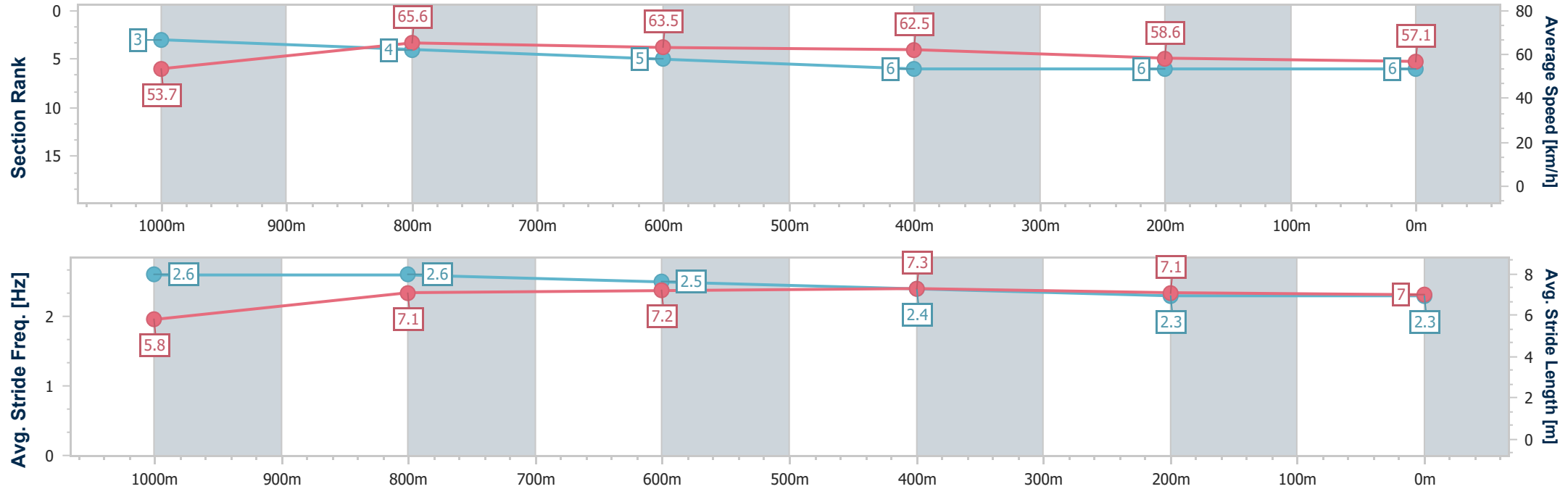
Race 7: GREAT NORTHERN BREWERY NEW YEAR CUP Class
1 Handicap - 1200m

02 January 2026 - 17:15

Track Rating: Soft 5, Weather: Overcast, Rail Position: True Entire Circuit

Kilcoy Race Club
"Moosie Valley of the North"

Section	Overall	1000m	800m	600m	400m	200m							
Section Times	1:12.49 [6] (0:13.44)	0:59.05 [3] (0:11.06)	0:47.99 [4] (0:11.55)	0:36.44 [5] (0:11.50)	0:24.94 [6] (0:12.30)	0:12.64 [6] (0:12.64)							
Average Speed [km/h]	53.7	65.6	63.5	62.5	58.6	57.1							
Top Speed [km/h]	68.0	68.6	65.5	64.2	60.3	57.9							
Avg. Dist. to Rail [m]	2.9	2.5	2.7	1.0	0.3	3.6							
Avg. Stride Freq. [Hz]	2.6	2.6	2.5	2.4	2.3	2.3							
Avg. Stride Length [m]	5.8	7.1	7.2	7.3	7.1	7.0							



[] Ranking at each section and finish
-.-.- No data available at this section
NA No data available



Horse/Jockey Name	Minxy
Final Rank	7
Fastest Section Time (Section)	0:10.88 (1000m)
Top Speed [km/h] (Section)	68.4 (1000m)
Race State	Finished



KilcoyProfessional

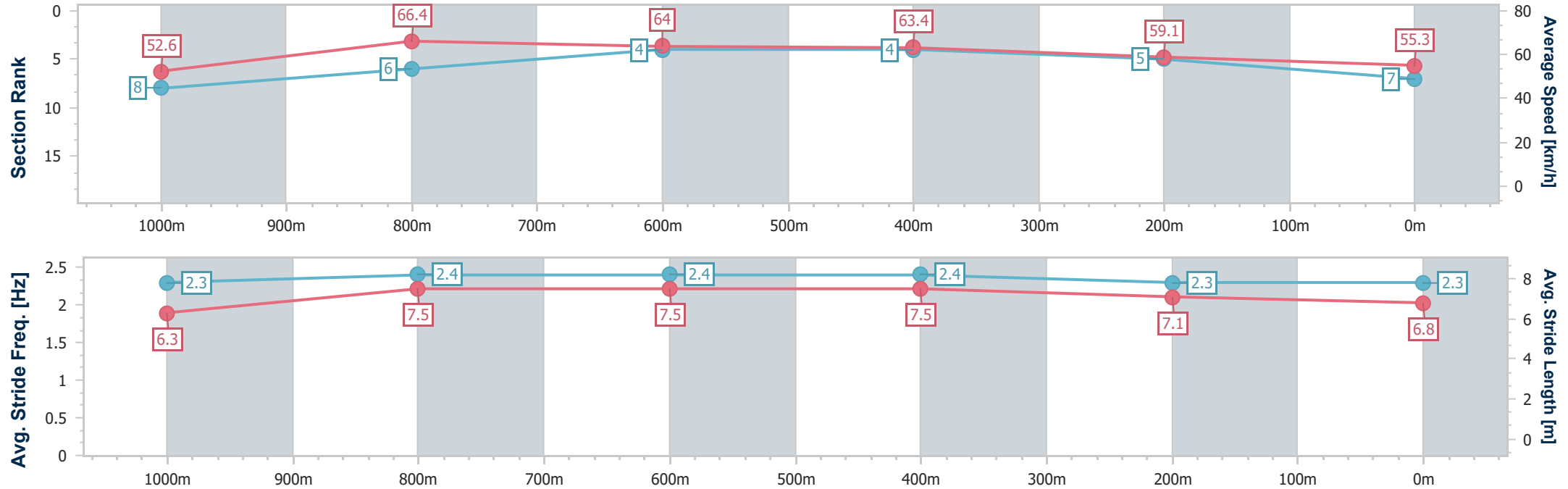
Race 7: GREAT NORTHERN BREWERY NEW YEAR CUP Class
1 Handicap - 1200m

02 January 2026 - 17:15

Track Rating: Soft 5, Weather: Overcast, Rail Position: True Entire Circuit

Kilcoy Race Club
"Moosie Valley of the North"

Section	Overall	1000m	800m	600m	400m	200m							
Section Times	1:12.59 [7] (0:13.68)	0:58.91 [8] (0:10.88)	0:48.03 [6] (0:11.38)	0:36.65 [4] (0:11.39)	0:25.26 [4] (0:12.25)	0:13.01 [5] (0:13.01)							
Average Speed [km/h]	52.6	66.4	64.0	63.4	59.1	55.3							
Top Speed [km/h]	68.1	68.4	65.2	64.7	62.4	56.7							
Avg. Dist. to Rail [m]	3.3	1.3	1.5	1.4	0.7	2.3							
Avg. Stride Freq. [Hz]	2.3	2.4	2.4	2.4	2.3	2.3							
Avg. Stride Length [m]	6.3	7.5	7.5	7.5	7.1	6.8							





Horse/Jockey Name	Lord Danilo
Final Rank	8
Fastest Section Time (Section)	0:10.96 (1000m)
Top Speed [km/h] (Section)	67.8 (1000m)
Race State	Finished



KilcoyProfessional

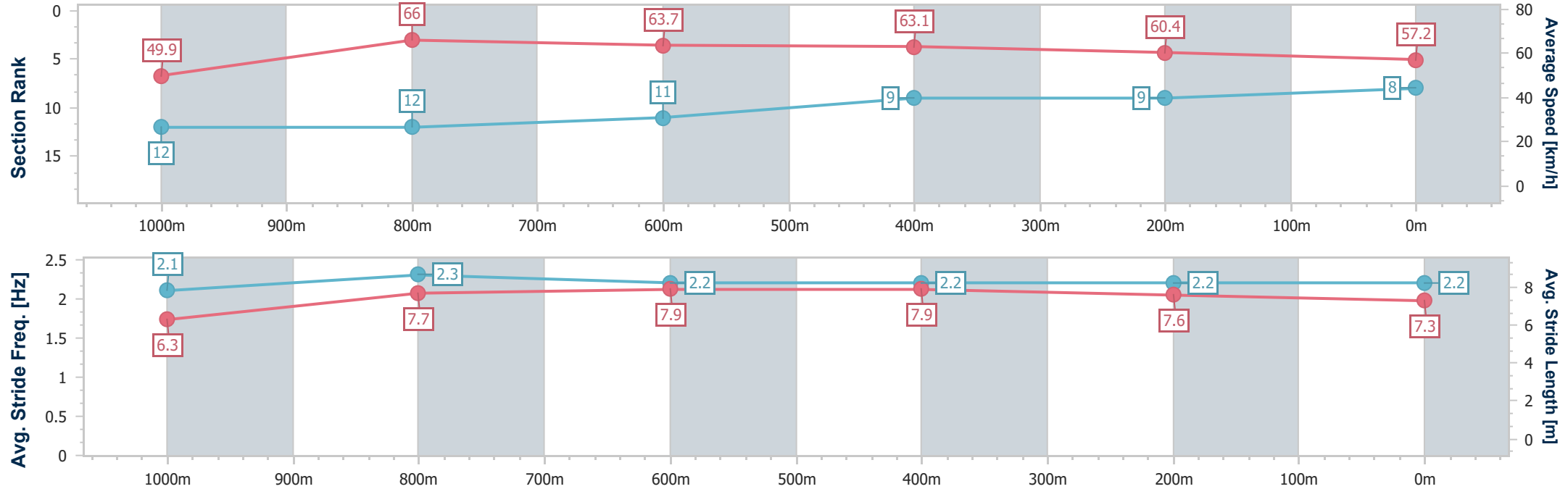
Race 7: GREAT NORTHERN BREWERY NEW YEAR CUP Class
1 Handicap - 1200m

02 January 2026 - 17:15

Track Rating: Soft 5, Weather: Overcast, Rail Position: True Entire Circuit

Kilcoy Race Club
"Moosie Valley of the North"

Section	Overall	1000m	800m	600m	400m	200m								
Section Times	1:12.62 [8] (0:14.37)	0:58.25 [12] (0:10.96)	0:47.29 [12] (0:11.38)	0:35.91 [11] (0:11.43)	0:24.48 [9] (0:11.91)	0:12.57 [9] (0:12.57)								
Average Speed [km/h]	49.9	66.0	63.7	63.1	60.4	57.2								
Top Speed [km/h]	67.6	67.8	65.0	64.2	62.1	58.6								
Avg. Dist. to Rail [m]	5.5	0.8	0.9	0.2	0.3	1.4								
Avg. Stride Freq. [Hz]	2.1	2.3	2.2	2.2	2.2	2.2								
Avg. Stride Length [m]	6.3	7.7	7.9	7.9	7.6	7.3								





Horse/Jockey Name	Benedict Arnold
Final Rank	9
Fastest Section Time (Section)	0:10.97 (1000m)
Top Speed [km/h] (Section)	67.6 (1000m)
Race State	Finished



KilcoyProfessional

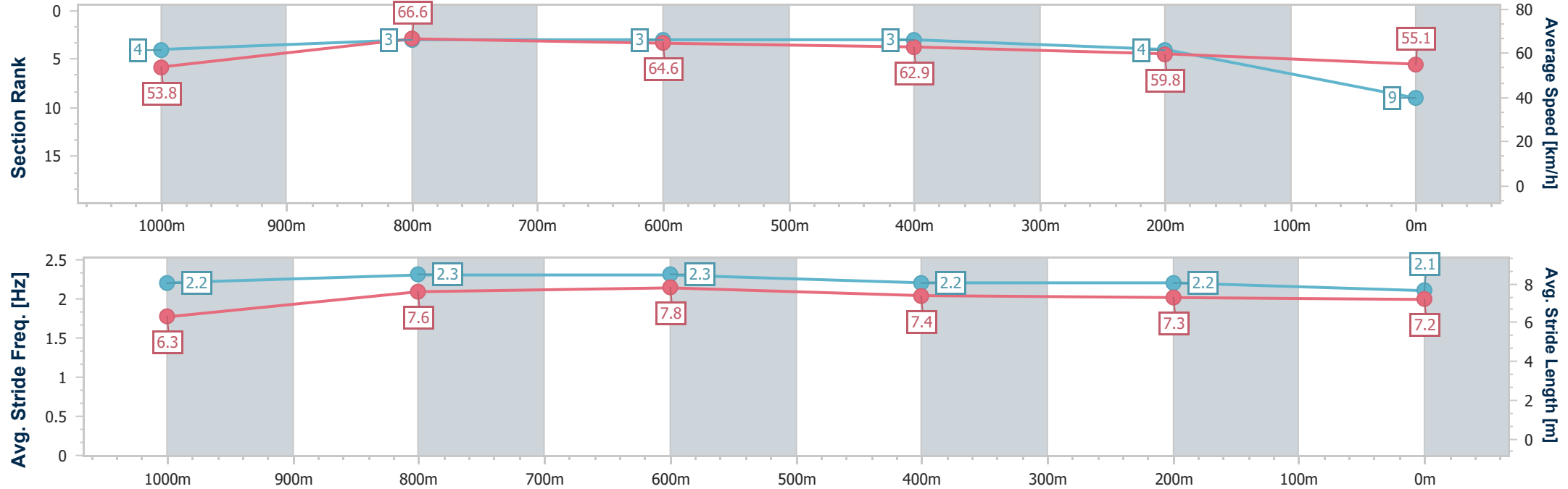
Race 7: GREAT NORTHERN BREWERY NEW YEAR CUP Class
1 Handicap - 1200m

02 January 2026 - 17:15

Track Rating: Soft 5, Weather: Overcast, Rail Position: True Entire Circuit

Kilcoy Race Club
"Moonee Valley of the North"

Section	Overall	1000m	800m	600m	400m	200m							
Section Times	1:12.65 [9] (0:13.46)	0:59.19 [4] (0:10.97)	0:48.22 [3] (0:11.39)	0:36.83 [3] (0:11.48)	0:25.35 [3] (0:12.22)	0:13.13 [4] (0:13.13)							
Average Speed [km/h]	53.8	66.6	64.6	62.9	59.8	55.1							
Top Speed [km/h]	67.0	67.6	65.5	63.5	62.2	57.0							
Avg. Dist. to Rail [m]	10.2	6.9	3.5	2.0	1.6	3.5							
Avg. Stride Freq. [Hz]	2.2	2.3	2.3	2.2	2.2	2.1							
Avg. Stride Length [m]	6.3	7.6	7.8	7.4	7.3	7.2							





Horse/Jockey Name	Master Ned
Final Rank	10
Fastest Section Time (Section)	0:11.19 (1000m)
Top Speed [km/h] (Section)	66.9 (Overall)
Race State	Finished



KilcoyProfessional

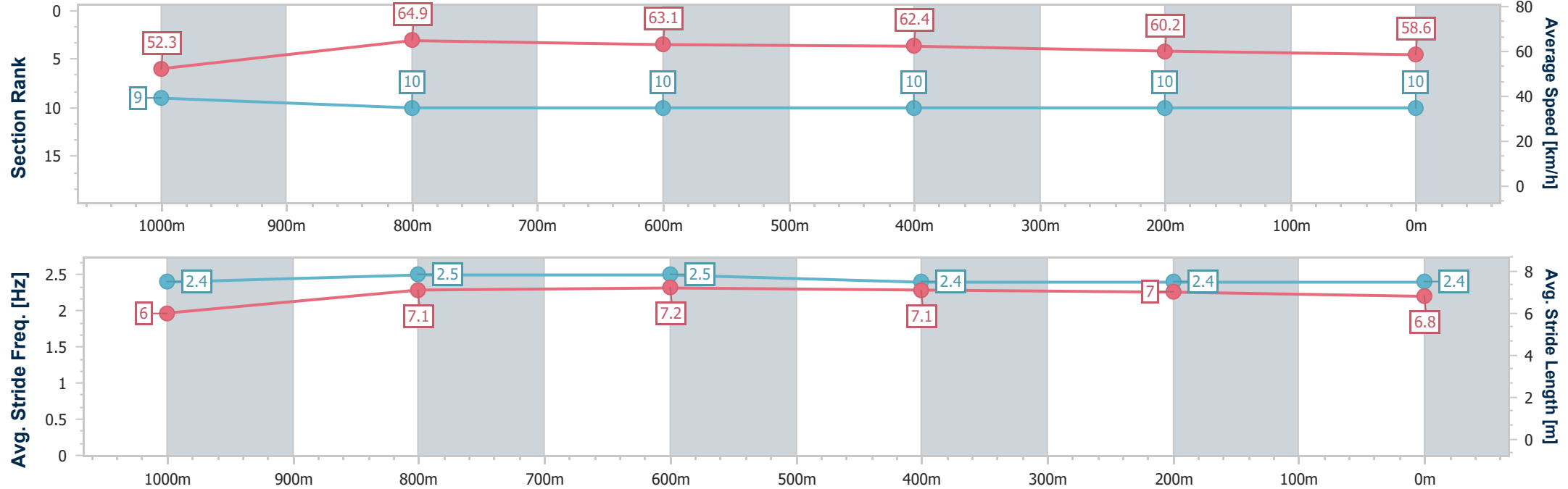
Race 7: GREAT NORTHERN BREWERY NEW YEAR CUP Class
1 Handicap - 1200m

02 January 2026 - 17:15

Track Rating: Soft 5, Weather: Overcast, Rail Position: True Entire Circuit

Kilcoy Race Club
"Moosie Valley of the North"

Section	Overall	1000m	800m	600m	400m	200m							
Section Times	1:12.70 [10] (0:13.80)	0:58.90 [9] (0:11.19)	0:47.71 [10] (0:11.64)	0:36.07 [10] (0:11.53)	0:24.54 [10] (0:12.16)	0:12.38 [10] (0:12.38)							
Average Speed [km/h]	52.3	64.9	63.1	62.4	60.2	58.6							
Top Speed [km/h]	66.9	66.2	64.2	64.3	61.9	59.9							
Avg. Dist. to Rail [m]	5.3	2.2	2.7	1.6	2.3	5.9							
Avg. Stride Freq. [Hz]	2.4	2.5	2.5	2.4	2.4	2.4							
Avg. Stride Length [m]	6.0	7.1	7.2	7.1	7.0	6.8							





Horse/Jockey Name	Casino Cat
Final Rank	11
Fastest Section Time (Section)	0:11.17 (1000m)
Top Speed [km/h] (Section)	66.0 (Overall)
Race State	Finished



KilcoyProfessional

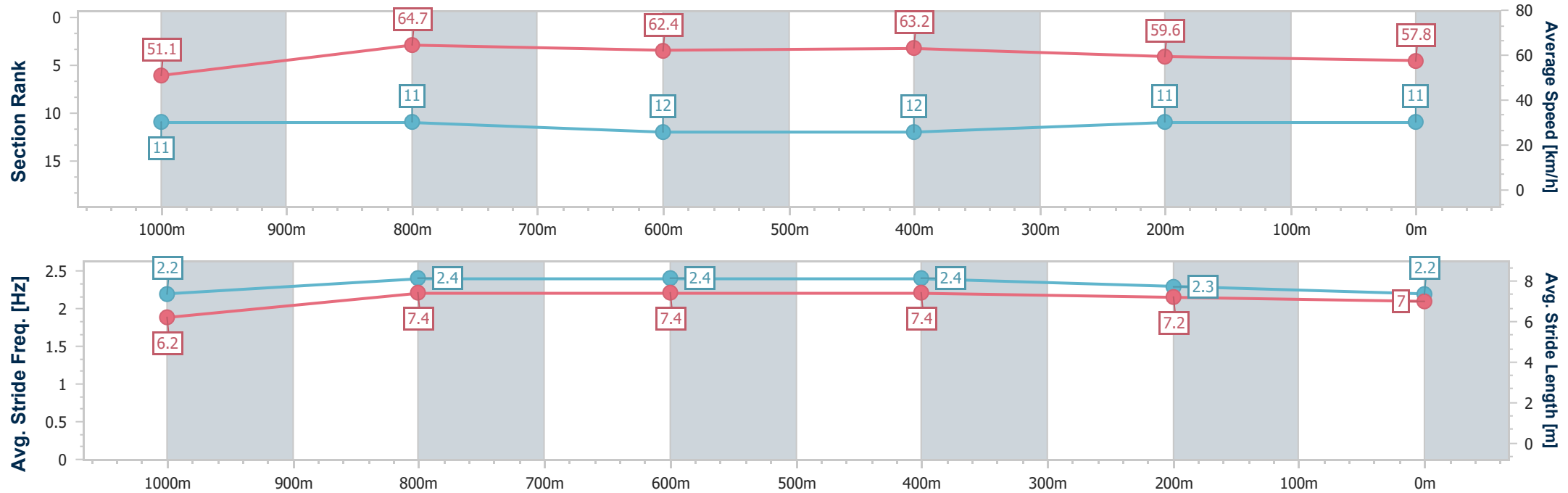
Race 7: GREAT NORTHERN BREWERY NEW YEAR CUP Class
1 Handicap - 1200m

02 January 2026 - 17:15

Track Rating: Soft 5, Weather: Overcast, Rail Position: True Entire Circuit

Kilcoy Race Club
"Moonee Valley of the North"

Section	Overall	1000m	800m	600m	400m	200m							
Section Times	1:12.93 [11] (0:14.12)	0:58.81 [11] (0:11.17)	0:47.64 [11] (0:11.69)	0:35.95 [12] (0:11.40)	0:24.55 [12] (0:12.06)	0:12.49 [11] (0:12.49)							
Average Speed [km/h]	51.1	64.7	62.4	63.2	59.6	57.8							
Top Speed [km/h]	66.0	65.7	64.2	65.3	61.4	59.4							
Avg. Dist. to Rail [m]	6.0	1.8	1.8	0.6	0.3	2.7							
Avg. Stride Freq. [Hz]	2.2	2.4	2.4	2.4	2.3	2.2							
Avg. Stride Length [m]	6.2	7.4	7.4	7.4	7.2	7.0							





Horse/Jockey Name	Cosmic Proportions
Final Rank	12
Fastest Section Time (Section)	0:11.12 (1000m)
Top Speed [km/h] (Section)	67.5 (1000m)
Race State	Finished



KilcoyProfessional

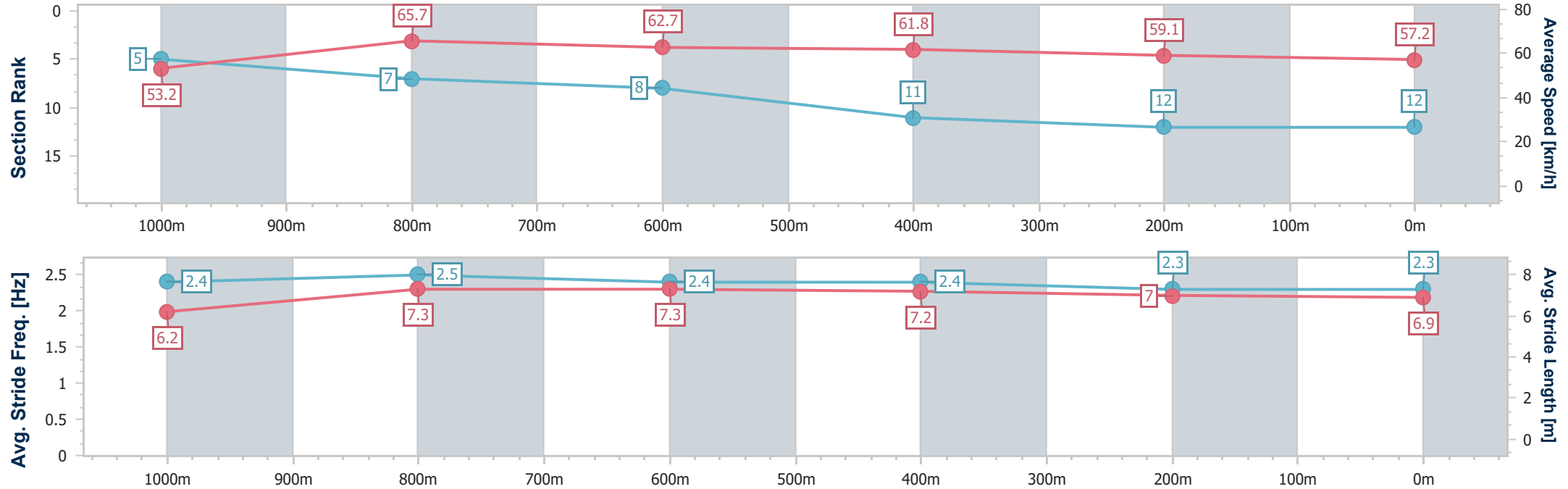
Race 7: GREAT NORTHERN BREWERY NEW YEAR CUP Class
1 Handicap - 1200m

02 January 2026 - 17:15

Track Rating: Soft 5, Weather: Overcast, Rail Position: True Entire Circuit

Kilcoy Race Club
"Moosie Valley of the North"

Section	Overall	1000m	800m	600m	400m	200m							
Section Times	1:13.23 [12] (0:13.55)	0:59.68 [5] (0:11.12)	0:48.56 [7] (0:11.79)	0:36.77 [8] (0:11.72)	0:25.05 [11] (0:12.47)	0:12.58 [12] (0:12.58)							
Average Speed [km/h]	53.2	65.7	62.7	61.8	59.1	57.2							
Top Speed [km/h]	67.1	67.5	63.2	62.9	60.4	59.2							
Avg. Dist. to Rail [m]	8.1	5.9	4.4	3.8	2.7	3.5							
Avg. Stride Freq. [Hz]	2.4	2.5	2.4	2.4	2.3	2.3							
Avg. Stride Length [m]	6.2	7.3	7.3	7.2	7.0	6.9							





KilcoyProfessional
Race 8: SEARLES GARDEN PRODUCTS RATINGS BAND 0 - 58 Handicap
- 1200m
02 January 2026 - 17:50



Track Rating: Soft 5, Weather: Overcast, Rail Position: True Entire Circuit

Section		Field Times				Overall	1000m	800m	600m	400m	200m	Last 600m	
						1:11.28 (0:13.09)	0:58.19 (0:10.55)	0:47.64 (0:11.12)	0:36.52 (0:11.48)	0:25.04 (0:12.16)	0:12.88 (0:12.88)	0:36.52	
Rank	TAB	Horse/Jockey	Barrier	Top Speed [km/h]	Fastest Section							Margin	Distance Travelled [m]
1	10	BETTY MAUD	12	69.1	0:10.55	1:11.28 [1]	0:58.19 [1]	0:47.64 [1]	0:36.52 [1]	0:25.04 [1]	0:12.88 [1]	1:11.28	0:36.52
		Adam Sewell		1000m	1000m	(0:13.09)	(0:10.55)	(0:11.12)	(0:11.48)	(0:12.16)	(0:12.88)		
2	13	GRAND CRUSADER	2	70.0	0:10.65	1:11.59 [2]	0:58.28 [4]	0:47.63 [3]	0:36.50 [3]	0:25.11 [3]	0:13.03 [2]	1.8L	0:36.50 -1
		Amelia Heinrich		1000m	1000m	(0:13.31)	(0:10.65)	(0:11.13)	(0:11.39)	(0:12.08)	(0:13.03)		
3	11	MISS MERCY	5	70.0	0:10.75	1:11.72 [3]	0:58.42 [3]	0:47.67 [5]	0:36.50 [4]	0:25.15 [4]	0:12.96 [4]	2.6L	0:36.50 +4
		Stephanie Tierney		Overall	1000m	(0:13.30)	(0:10.75)	(0:11.17)	(0:11.35)	(0:12.19)	(0:12.96)		
4	15	PRINCE OF DIAMONDS	4	68.1	0:10.75	1:12.01 [4]	0:58.59 [5]	0:47.84 [7]	0:36.30 [9]	0:24.73 [9]	0:12.60 [9]	4.26L	0:36.30 +7
		Colleen Krahnen		Overall	1000m	(0:13.42)	(0:10.75)	(0:11.54)	(0:11.57)	(0:12.13)	(0:12.60)		
5	18	BEE EXACT	8	71.2	0:10.46	1:12.01 [5]	0:58.78 [2]	0:48.32 [2]	0:37.14 [2]	0:25.77 [2]	0:13.40 [3]	4.28L	0:37.14 +5
		Reece O'Connell		1000m	1000m	(0:13.23)	(0:10.46)	(0:11.18)	(0:11.37)	(0:12.37)	(0:13.40)		
6	5	TRISKELION	10	71.0	0:10.55	1:12.03 [6]	0:58.56 [7]	0:48.01 [4]	0:36.73 [5]	0:25.35 [5]	0:12.95 [6]	4.42L	0:36.73 +10
		Jai Williams		1000m	1000m	(0:13.47)	(0:10.55)	(0:11.28)	(0:11.38)	(0:12.40)	(0:12.95)		
7	19	HERECOMESANTORINI	1	67.9	0:10.80	1:12.13 [7]	0:58.62 [8]	0:47.82 [9]	0:36.68 [6]	0:25.28 [7]	0:13.18 [5]	4.99L	0:36.68 -3
		Olivia Webb		1000m	1000m	(0:13.51)	(0:10.80)	(0:11.14)	(0:11.40)	(0:12.10)	(0:13.18)		
8	2	VACILLATION	3	69.6	0:10.87	1:12.19 [8]	0:58.48 [10]	0:47.61 [11]	0:36.14 [11]	0:24.68 [10]	0:12.53 [12]	5.35L	0:36.14 +9
		Amy Graham		1000m	1000m	(0:13.71)	(0:10.87)	(0:11.47)	(0:11.46)	(0:12.15)	(0:12.53)		
9	7	ISLAND MAGIC	7	69.3	0:10.64	1:12.21 [9]	0:58.57 [9]	0:47.93 [8]	0:36.63 [8]	0:25.23 [8]	0:12.98 [8]	5.47L	0:36.63 +2
		Paul Hamblin		1000m	1000m	(0:13.64)	(0:10.64)	(0:11.30)	(0:11.40)	(0:12.25)	(0:12.98)		
10	9	RESOLUTE LADY	11	67.6	0:10.80	1:12.41 [10]	0:58.43 [12]	0:47.63 [12]	0:36.32 [12]	0:24.77 [12]	0:12.95 [10]	6.65L	0:36.32 +3
		Jackson Murphy		1000m	1000m	(0:13.98)	(0:10.80)	(0:11.31)	(0:11.55)	(0:11.82)	(0:12.95)		

Scratched: Allezizzy (#8), Miss Zermatt (#14), Sonic Arrow (#20), Headline Legend (#17), Cool Panels (#1), Lightning Strikes (#3), Brazen Sailor (#16), Purosangue (#4)

Report Created: Fri 2 January 2026 18:17 GMT+10 (Note: Timing is based on position data)

Page 1/14

[] Ranking at each section and finish
-:-:- No data available at this section
NA No data available
SCN Saddle cloth number
DNF Did not finish
DNT Did not track

data processed by  TRIPLESDATA



KilcoyProfessional
Race 8: SEARLES GARDEN PRODUCTS RATINGS BAND 0 - 58 Handicap
- 1200m
02 January 2026 - 17:50



Track Rating: Soft 5, Weather: Overcast, Rail Position: True Entire Circuit

Section					Overall	1000m	800m	600m	400m	200m	Last 600m			
Field Times					1:11.28 (0:13.09)	0:58.19 (0:10.55)	0:47.64 (0:11.12)	0:36.52 (0:11.48)	0:25.04 (0:12.16)	0:12.88 (0:12.88)	0:36.52			
Rank	TAB	Horse/Jockey	Barrier	Top Speed [km/h]	Fastest Section						Margin	Distance Travelled [m]		
11	12	MONAZEL	9	70.5	0:10.67	1:12.61 [11]	0:59.16 [6]	0:48.49 [6]	0:37.12 [7]	0:25.80 [6]	0:13.41 [7]	7.82L	0:37.12	+5
		Michael Murphy		Overall	1000m	(0:13.45)	(0:10.67)	(0:11.37)	(0:11.32)	(0:12.39)	(0:13.41)			
12	6	MYSTERY POWER	6	67.9	0:10.79	1:13.04 [12]	0:59.25 [11]	0:48.46 [10]	0:37.11 [10]	0:25.53 [10]	0:13.47 [11]	10.35L	0:37.11	-1
		Montanna Savva		1000m	1000m	(0:13.79)	(0:10.79)	(0:11.35)	(0:11.58)	(0:12.06)	(0:13.47)			

Scratched: Allezizzy (#8), Miss Zermatt (#14), Sonic Arrow (#20), Headline Legend (#17), Cool Panels (#1), Lightning Strikes (#3), Brazen Sailor (#16), Purosangue (#4)



Horse/Jockey Name	Betty Maud
Final Rank	1
Fastest Section Time (Section)	0:10.55 (1000m)
Top Speed [km/h] (Section)	69.1 (1000m)
Race State	Finished



KilcoyProfessional

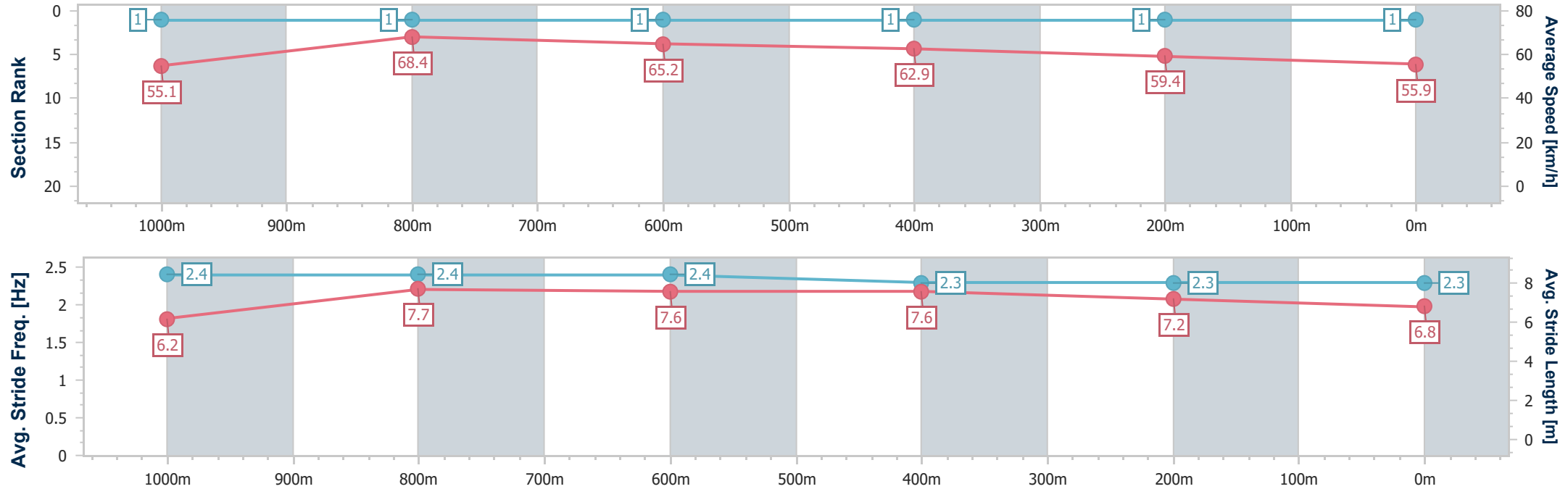
Race 8: SEARLES GARDEN PRODUCTS RATINGS BAND 0 - 58
Handicap - 1200m

02 January 2026 - 17:50

Track Rating: Soft 5, Weather: Overcast, Rail Position: True Entire Circuit

Kilcoy Race Club
"Moonee Valley of the North"

Section	Overall	1000m	800m	600m	400m	200m								
Section Times	1:11.28 [1] (0:13.09)	0:58.19 [1] (0:10.55)	0:47.64 [1] (0:11.12)	0:36.52 [1] (0:11.48)	0:25.04 [1] (0:12.16)	0:12.88 [1] (0:12.88)								
Average Speed [km/h]	55.1	68.4	65.2	62.9	59.4	55.9								
Top Speed [km/h]	68.6	69.1	67.5	63.1	61.8	58.3								
Avg. Dist. to Rail [m]	7.0	1.1	1.2	1.3	0.6	1.7								
Avg. Stride Freq. [Hz]	2.4	2.4	2.4	2.3	2.3	2.3								
Avg. Stride Length [m]	6.2	7.7	7.6	7.6	7.2	6.8								



[] Ranking at each section and finish
- - - - No data available at this section
NA No data available



Horse/Jockey Name	Grand Crusader
Final Rank	2
Fastest Section Time (Section)	0:10.65 (1000m)
Top Speed [km/h] (Section)	70.0 (1000m)
Race State	Finished



KilcoyProfessional

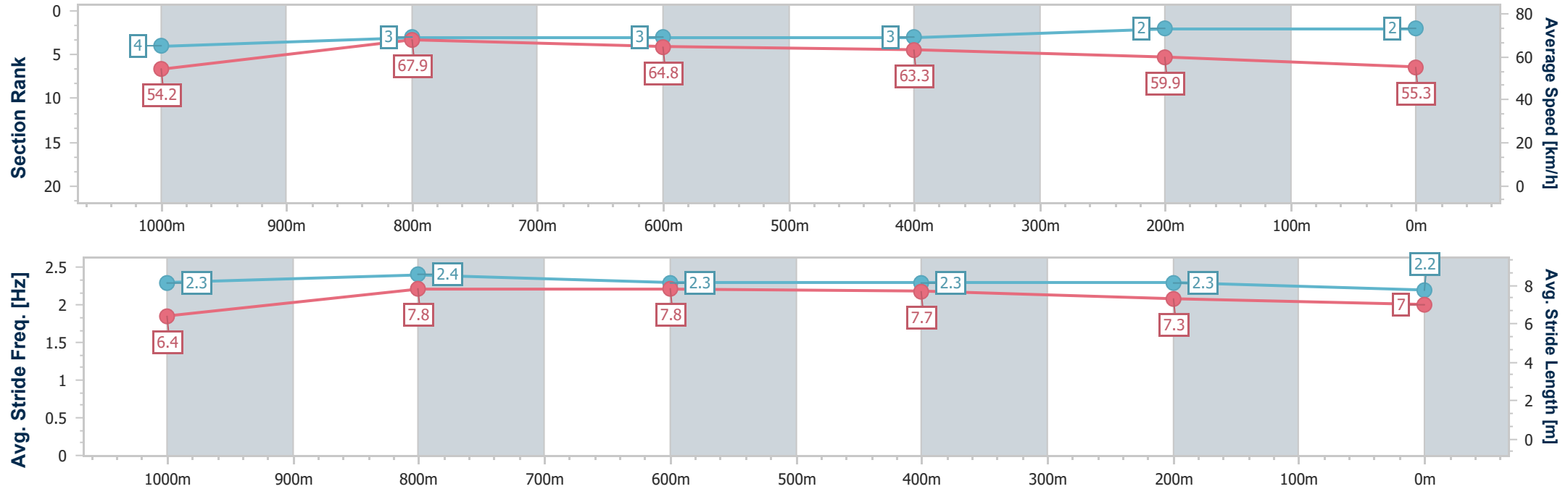
Race 8: SEARLES GARDEN PRODUCTS RATINGS BAND 0 - 58
Handicap - 1200m

02 January 2026 - 17:50

Track Rating: Soft 5, Weather: Overcast, Rail Position: True Entire Circuit

Kilcoy Race Club
"Moonee Valley of the North"

Section	Overall	1000m	800m	600m	400m	200m								
Section Times	1:11.59 [2] (0:13.31)	0:58.28 [4] (0:10.65)	0:47.63 [3] (0:11.13)	0:36.50 [3] (0:11.39)	0:25.11 [3] (0:12.08)	0:13.03 [2] (0:13.03)								
Average Speed [km/h]	54.2	67.9	64.8	63.3	59.9	55.3								
Top Speed [km/h]	69.2	70.0	67.4	63.8	63.0	58.2								
Avg. Dist. to Rail [m]	2.6	1.5	0.7	0.4	0.5	3.4								
Avg. Stride Freq. [Hz]	2.3	2.4	2.3	2.3	2.3	2.2								
Avg. Stride Length [m]	6.4	7.8	7.8	7.7	7.3	7.0								



- [] Ranking at each section and finish
- .-.- No data available at this section
- NA No data available



Horse/Jockey Name	Miss Mercy
Final Rank	3
Fastest Section Time (Section)	0:10.75 (1000m)
Top Speed [km/h] (Section)	70.0 (Overall)
Race State	Finished



KilcoyProfessional

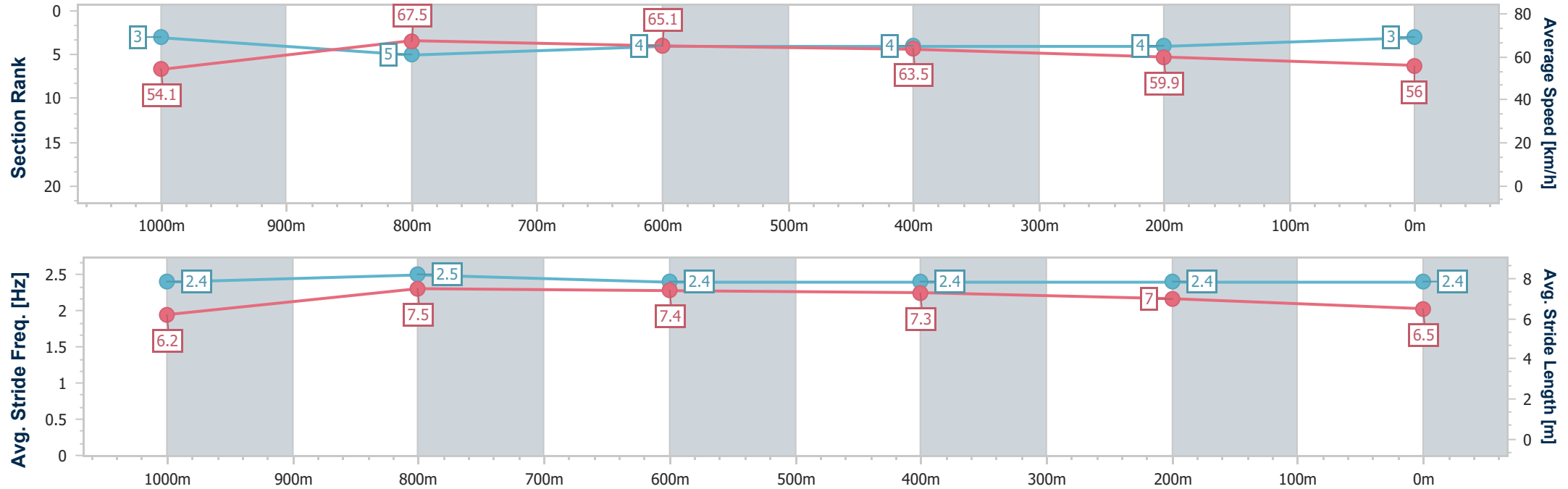
Race 8: SEARLES GARDEN PRODUCTS RATINGS BAND 0 - 58
Handicap - 1200m

02 January 2026 - 17:50

Track Rating: Soft 5, Weather: Overcast, Rail Position: True Entire Circuit

Kilcoy Race Club
"Moonee Valley of the North"

Section	Overall	1000m	800m	600m	400m	200m								
Section Times	1:11.72 [3] (0:13.30)	0:58.42 [3] (0:10.75)	0:47.67 [5] (0:11.17)	0:36.50 [4] (0:11.35)	0:25.15 [4] (0:12.19)	0:12.96 [4] (0:12.96)								
Average Speed [km/h]	54.1	67.5	65.1	63.5	59.9	56.0								
Top Speed [km/h]	70.0	70.0	67.4	63.8	63.5	57.8								
Avg. Dist. to Rail [m]	4.5	2.4	1.6	1.3	1.6	4.7								
Avg. Stride Freq. [Hz]	2.4	2.5	2.4	2.4	2.4	2.4								
Avg. Stride Length [m]	6.2	7.5	7.4	7.3	7.0	6.5								



[] Ranking at each section and finish
-.-.- No data available at this section
NA No data available



Horse/Jockey Name	Prince Of Diamonds
Final Rank	4
Fastest Section Time (Section)	0:10.75 (1000m)
Top Speed [km/h] (Section)	68.1 (Overall)
Race State	Finished



KilcoyProfessional

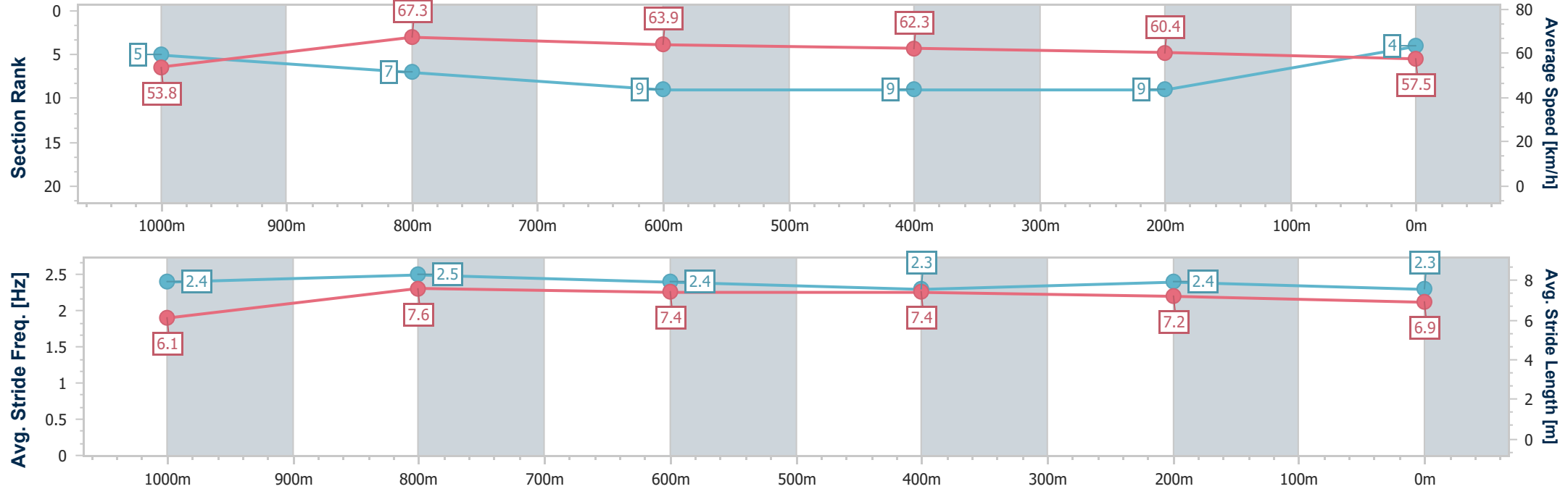
Race 8: SEARLES GARDEN PRODUCTS RATINGS BAND 0 - 58
Handicap - 1200m

02 January 2026 - 17:50

Track Rating: Soft 5, Weather: Overcast, Rail Position: True Entire Circuit

Kilcoy Race Club
"Moonee Valley of the North"

Section	Overall	1000m	800m	600m	400m	200m							
Section Times	1:12.01 [4] (0:13.42)	0:58.59 [5] (0:10.75)	0:47.84 [7] (0:11.54)	0:36.30 [9] (0:11.57)	0:24.73 [9] (0:12.13)	0:12.60 [9] (0:12.60)							
Average Speed [km/h]	53.8	67.3	63.9	62.3	60.4	57.5							
Top Speed [km/h]	68.1	68.0	67.2	64.3	62.5	59.6							
Avg. Dist. to Rail [m]	3.8	2.1	3.2	2.0	2.1	5.6							
Avg. Stride Freq. [Hz]	2.4	2.5	2.4	2.3	2.4	2.3							
Avg. Stride Length [m]	6.1	7.6	7.4	7.4	7.2	6.9							



- [] Ranking at each section and finish
- .-.- No data available at this section
- NA No data available



Horse/Jockey Name	Bee Exact
Final Rank	5
Fastest Section Time (Section)	0:10.46 (1000m)
Top Speed [km/h] (Section)	71.2 (1000m)
Race State	Finished



KilcoyProfessional

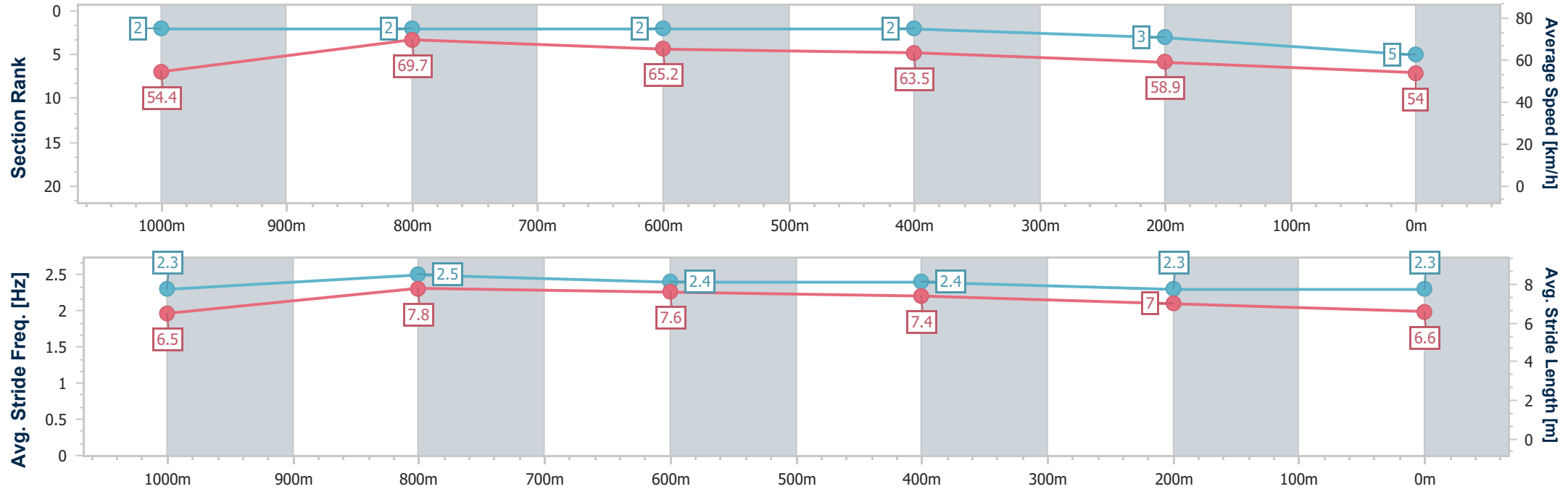
Race 8: SEARLES GARDEN PRODUCTS RATINGS BAND 0 - 58
Handicap - 1200m

02 January 2026 - 17:50

Track Rating: Soft 5, Weather: Overcast, Rail Position: True Entire Circuit

Kilcoy Race Club
"Moonee Valley of the North"

Section	Overall	1000m	800m	600m	400m	200m								
Section Times	1:12.01 [5] (0:13.23)	0:58.78 [2] (0:10.46)	0:48.32 [2] (0:11.18)	0:37.14 [2] (0:11.37)	0:25.77 [2] (0:12.37)	0:13.40 [3] (0:13.40)								
Average Speed [km/h]	54.4	69.7	65.2	63.5	58.9	54.0								
Top Speed [km/h]	70.9	71.2	67.4	64.6	62.1	56.1								
Avg. Dist. to Rail [m]	6.1	2.8	2.3	1.6	1.6	3.7								
Avg. Stride Freq. [Hz]	2.3	2.5	2.4	2.4	2.3	2.3								
Avg. Stride Length [m]	6.5	7.8	7.6	7.4	7.0	6.6								



[] Ranking at each section and finish
-.-.- No data available at this section
NA No data available



Horse/Jockey Name	Triskelion
Final Rank	6
Fastest Section Time (Section)	0:10.55 (1000m)
Top Speed [km/h] (Section)	71.0 (1000m)
Race State	Finished



KilcoyProfessional

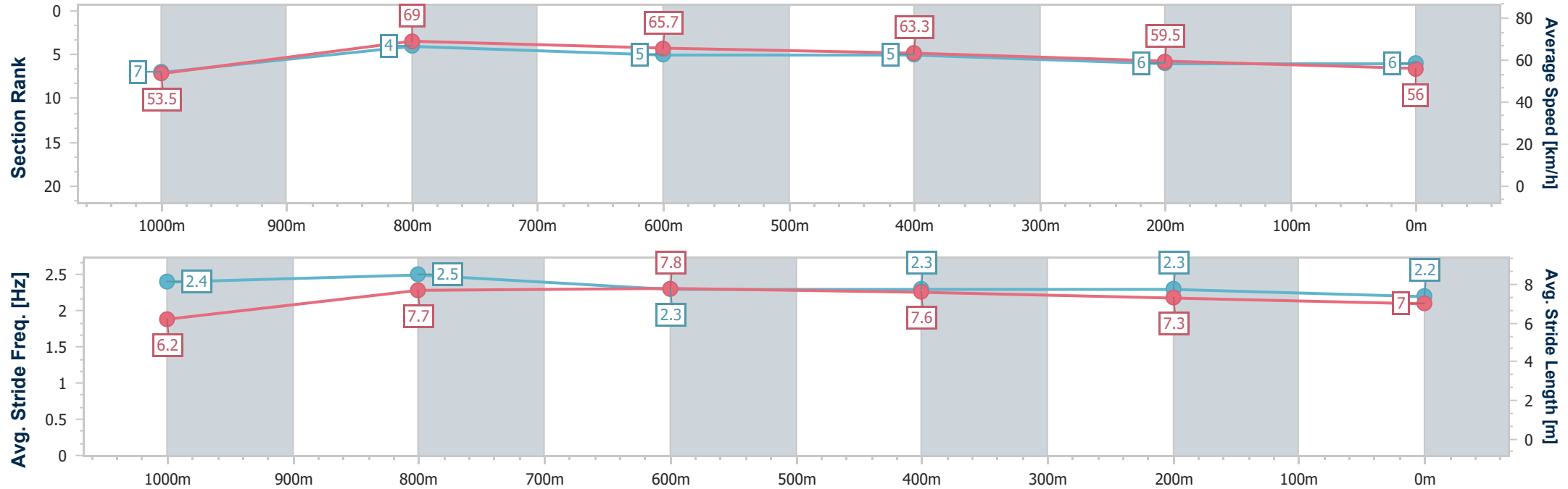
Race 8: SEARLES GARDEN PRODUCTS RATINGS BAND 0 - 58
Handicap - 1200m

02 January 2026 - 17:50

Track Rating: Soft 5, Weather: Overcast, Rail Position: True Entire Circuit

Kilcoy Race Club
"Moosie Valley of the North"

Section	Overall	1000m	800m	600m	400m	200m							
Section Times	1:12.03 [6] (0:13.47)	0:58.56 [7] (0:10.55)	0:48.01 [4] (0:11.28)	0:36.73 [5] (0:11.38)	0:25.35 [5] (0:12.40)	0:12.95 [6] (0:12.95)							
Average Speed [km/h]	53.5	69.0	65.7	63.3	59.5	56.0							
Top Speed [km/h]	71.0	71.0	67.5	64.4	62.3	57.7							
Avg. Dist. to Rail [m]	8.2	4.4	3.8	3.0	2.8	4.2							
Avg. Stride Freq. [Hz]	2.4	2.5	2.3	2.3	2.3	2.2							
Avg. Stride Length [m]	6.2	7.7	7.8	7.6	7.3	7.0							



- [] Ranking at each section and finish
- .-.- No data available at this section
- NA No data available



Horse/Jockey Name	Herecomesantorini
Final Rank	7
Fastest Section Time (Section)	0:10.80 (1000m)
Top Speed [km/h] (Section)	67.9 (1000m)
Race State	Finished



KilcoyProfessional

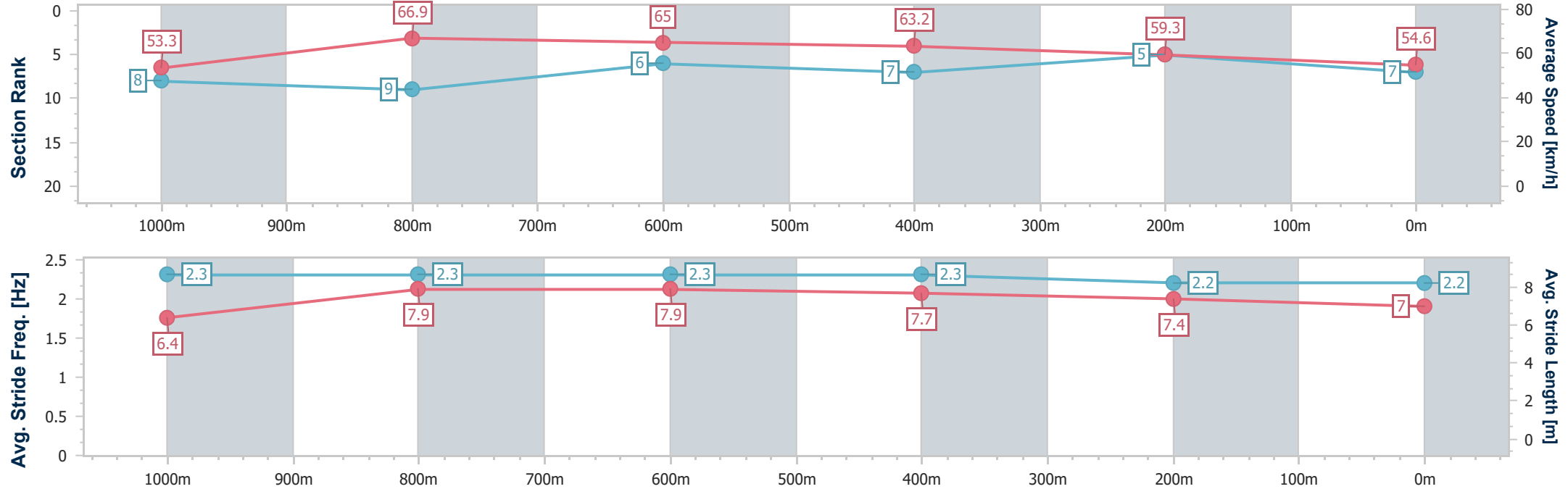
Race 8: SEARLES GARDEN PRODUCTS RATINGS BAND 0 - 58
Handicap - 1200m

02 January 2026 - 17:50

Track Rating: Soft 5, Weather: Overcast, Rail Position: True Entire Circuit

Kilcoy Race Club
"Moosie Valley of the North"

Section	Overall	1000m	800m	600m	400m	200m							
Section Times	1:12.13 [7] (0:13.51)	0:58.62 [8] (0:10.80)	0:47.82 [9] (0:11.14)	0:36.68 [6] (0:11.40)	0:25.28 [7] (0:12.10)	0:13.18 [5] (0:13.18)							
Average Speed [km/h]	53.3	66.9	65.0	63.2	59.3	54.6							
Top Speed [km/h]	67.5	67.9	66.7	63.9	62.9	57.5							
Avg. Dist. to Rail [m]	2.0	0.8	0.8	0.2	0.4	0.7							
Avg. Stride Freq. [Hz]	2.3	2.3	2.3	2.3	2.2	2.2							
Avg. Stride Length [m]	6.4	7.9	7.9	7.7	7.4	7.0							





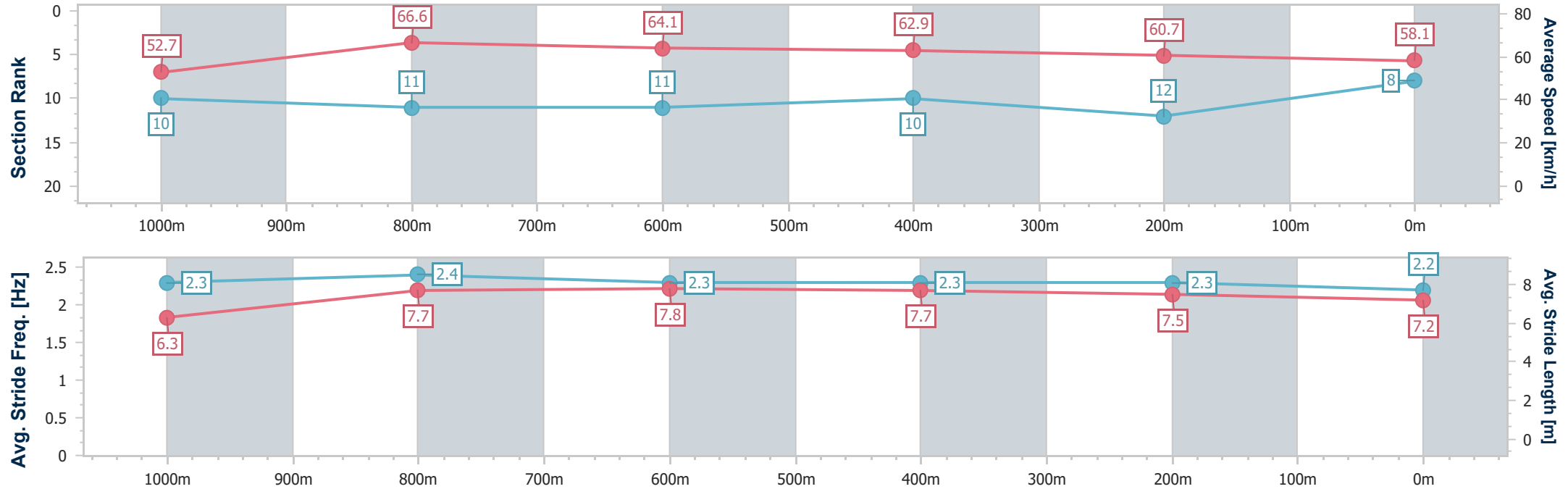
Horse/Jockey Name	Vacillation
Final Rank	8
Fastest Section Time (Section)	0:10.87 (1000m)
Top Speed [km/h] (Section)	69.6 (1000m)
Race State	Finished



KilcoyProfessional
Race 8: SEARLES GARDEN PRODUCTS RATINGS BAND 0 - 58
Handicap - 1200m
02 January 2026 - 17:50
Track Rating: Soft 5, Weather: Overcast, Rail Position: True Entire Circuit



Section	Overall	1000m	800m	600m	400m	200m							
Section Times	1:12.19 [8] (0:13.71)	0:58.48 [10] (0:10.87)	0:47.61 [11] (0:11.47)	0:36.14 [11] (0:11.46)	0:24.68 [10] (0:12.15)	0:12.53 [12] (0:12.53)							
Average Speed [km/h]	52.7	66.6	64.1	62.9	60.7	58.1							
Top Speed [km/h]	67.0	69.6	66.4	65.0	64.1	59.3							
Avg. Dist. to Rail [m]	3.3	2.4	2.7	1.6	2.9	7.5							
Avg. Stride Freq. [Hz]	2.3	2.4	2.3	2.3	2.3	2.2							
Avg. Stride Length [m]	6.3	7.7	7.8	7.7	7.5	7.2							





Horse/Jockey Name	Island Magic
Final Rank	9
Fastest Section Time (Section)	0:10.64 (1000m)
Top Speed [km/h] (Section)	69.3 (1000m)
Race State	Finished



KilcoyProfessional

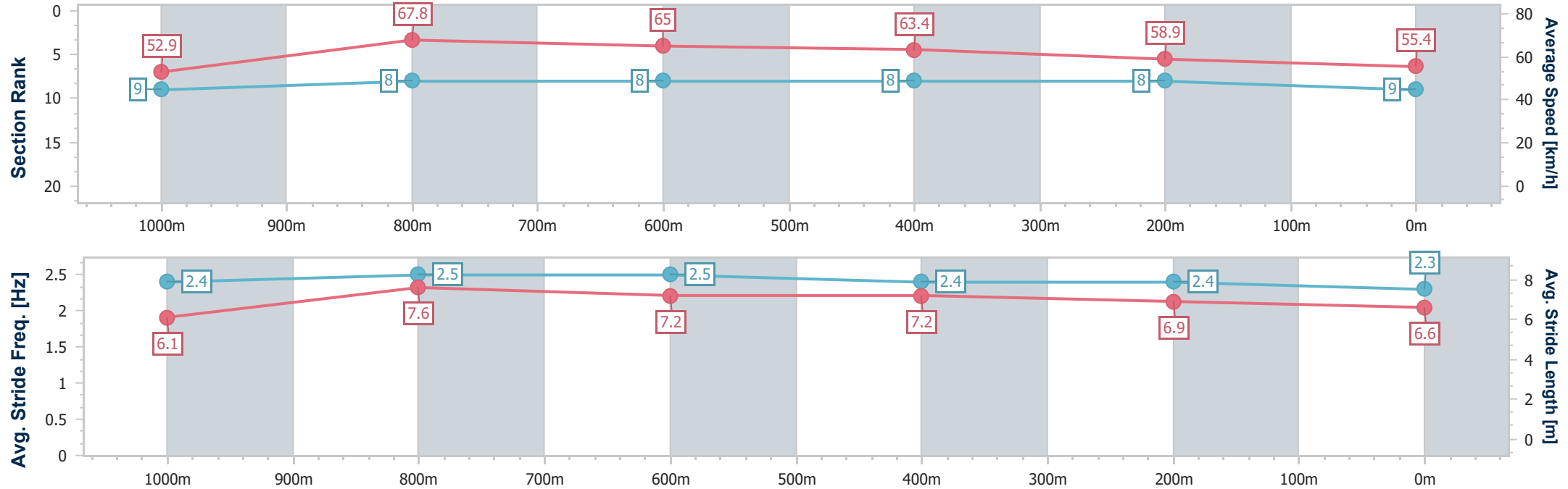
Race 8: SEARLES GARDEN PRODUCTS RATINGS BAND 0 - 58
Handicap - 1200m

02 January 2026 - 17:50

Track Rating: Soft 5, Weather: Overcast, Rail Position: True Entire Circuit

Kilcoy Race Club
"Moonee Valley of the North"

Section	Overall	1000m	800m	600m	400m	200m							
Section Times	1:12.21 [9] (0:13.64)	0:58.57 [9] (0:10.64)	0:47.93 [8] (0:11.30)	0:36.63 [8] (0:11.40)	0:25.23 [8] (0:12.25)	0:12.98 [8] (0:12.98)							
Average Speed [km/h]	52.9	67.8	65.0	63.4	58.9	55.4							
Top Speed [km/h]	68.9	69.3	66.5	64.5	63.1	56.8							
Avg. Dist. to Rail [m]	4.7	1.8	2.7	1.7	0.7	1.3							
Avg. Stride Freq. [Hz]	2.4	2.5	2.5	2.4	2.4	2.3							
Avg. Stride Length [m]	6.1	7.6	7.2	7.2	6.9	6.6							





Horse/Jockey Name	Resolute Lady
Final Rank	10
Fastest Section Time (Section)	0:10.80 (1000m)
Top Speed [km/h] (Section)	67.6 (1000m)
Race State	Finished



KilcoyProfessional

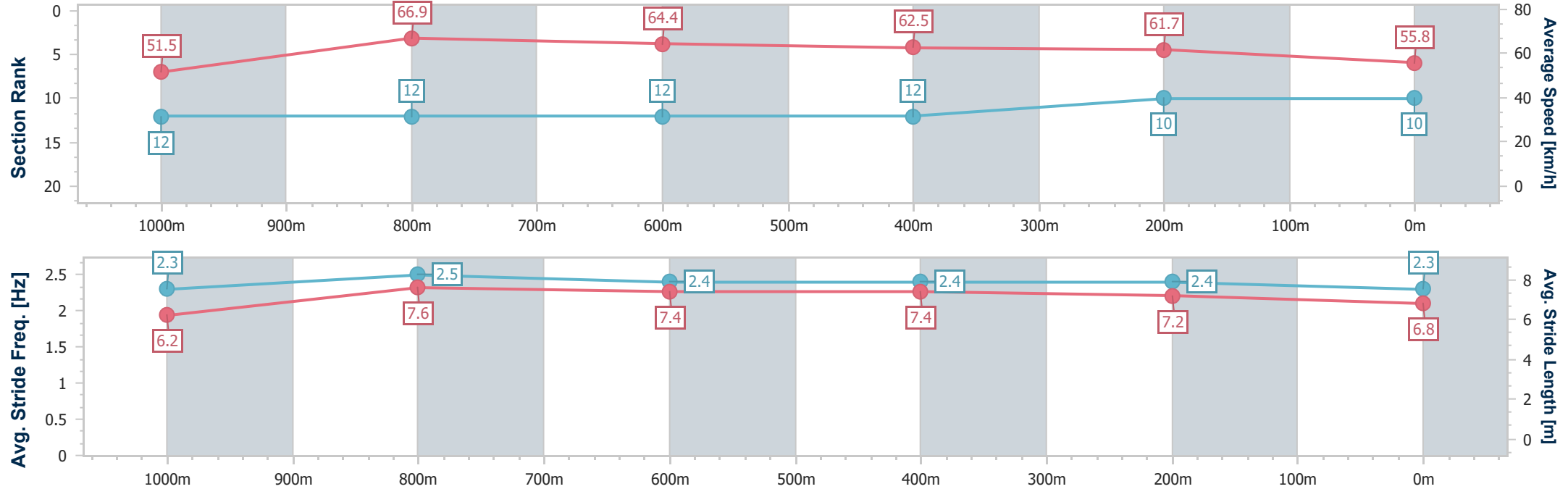
Race 8: SEARLES GARDEN PRODUCTS RATINGS BAND 0 - 58
Handicap - 1200m

02 January 2026 - 17:50

Track Rating: Soft 5, Weather: Overcast, Rail Position: True Entire Circuit

Kilcoy Race Club
"Moonee Valley of the North"

Section	Overall	1000m	800m	600m	400m	200m							
Section Times	1:12.41 [10] (0:13.98)	0:58.43 [12] (0:10.80)	0:47.63 [12] (0:11.31)	0:36.32 [12] (0:11.55)	0:24.77 [12] (0:11.82)	0:12.95 [10] (0:12.95)							
Average Speed [km/h]	51.5	66.9	64.4	62.5	61.7	55.8							
Top Speed [km/h]	67.4	67.6	67.2	64.7	63.5	60.3							
Avg. Dist. to Rail [m]	4.7	1.5	1.5	0.9	1.8	3.3							
Avg. Stride Freq. [Hz]	2.3	2.5	2.4	2.4	2.4	2.3							
Avg. Stride Length [m]	6.2	7.6	7.4	7.4	7.2	6.8							



- [] Ranking at each section and finish
- .-.- No data available at this section
- NA No data available



Horse/Jockey Name	Monazel
Final Rank	11
Fastest Section Time (Section)	0:10.67 (1000m)
Top Speed [km/h] (Section)	70.5 (Overall)
Race State	Finished



KilcoyProfessional

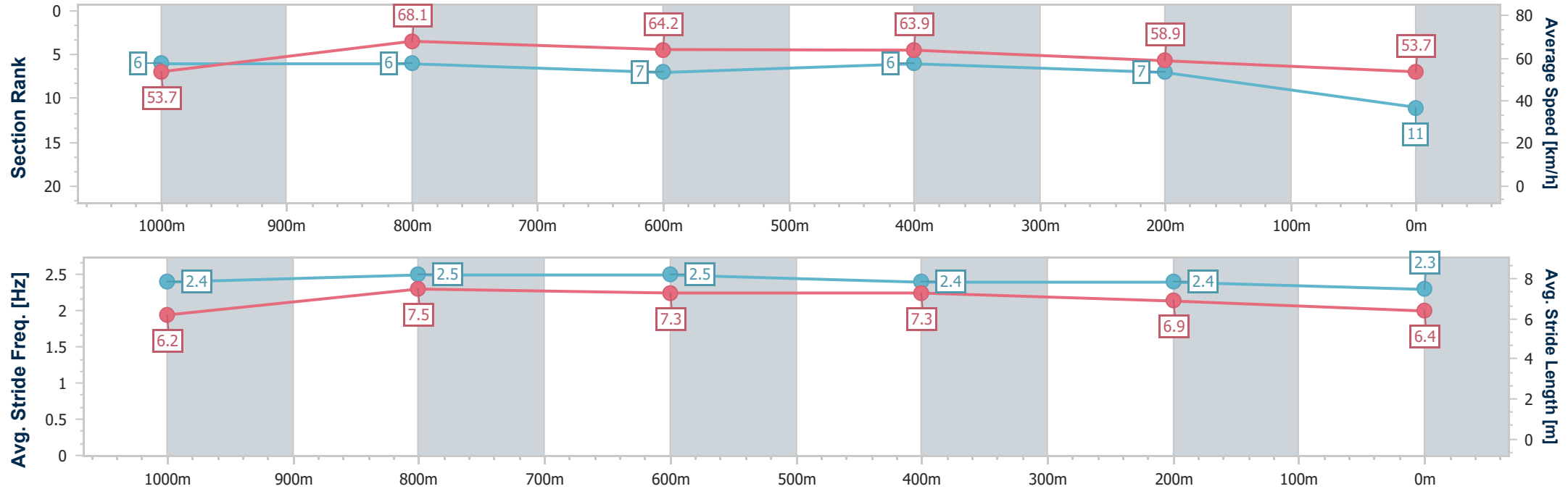
Race 8: SEARLES GARDEN PRODUCTS RATINGS BAND 0 - 58
Handicap - 1200m

02 January 2026 - 17:50

Track Rating: Soft 5, Weather: Overcast, Rail Position: True Entire Circuit

Kilcoy Race Club
"Moonee Valley of the North"

Section	Overall	1000m	800m	600m	400m	200m							
Section Times	1:12.61 [11] (0:13.45)	0:59.16 [6] (0:10.67)	0:48.49 [6] (0:11.37)	0:37.12 [7] (0:11.32)	0:25.80 [6] (0:12.39)	0:13.41 [7] (0:13.41)							
Average Speed [km/h]	53.7	68.1	64.2	63.9	58.9	53.7							
Top Speed [km/h]	70.5	70.0	66.4	64.3	62.5	56.3							
Avg. Dist. to Rail [m]	7.0	3.4	2.4	1.7	1.7	1.5							
Avg. Stride Freq. [Hz]	2.4	2.5	2.5	2.4	2.4	2.3							
Avg. Stride Length [m]	6.2	7.5	7.3	7.3	6.9	6.4							



[] Ranking at each section and finish
-.-.- No data available at this section
NA No data available



Horse/Jockey Name	Mystery Power
Final Rank	12
Fastest Section Time (Section)	0:10.79 (1000m)
Top Speed [km/h] (Section)	67.9 (1000m)
Race State	Finished



KilcoyProfessional

Race 8: SEARLES GARDEN PRODUCTS RATINGS BAND 0 - 58

Handicap - 1200m

02 January 2026 - 17:50

Track Rating: Soft 5, Weather: Overcast, Rail Position: True Entire Circuit

Kilcoy Race Club
"Moonee Valley of the North"

Section	Overall	1000m	800m	600m	400m	200m							
Section Times	1:13.04 [12] (0:13.79)	0:59.25 [11] (0:10.79)	0:48.46 [10] (0:11.35)	0:37.11 [10] (0:11.58)	0:25.53 [10] (0:12.06)	0:13.47 [11] (0:13.47)							
Average Speed [km/h]	52.4	67.0	64.0	62.0	59.7	53.5							
Top Speed [km/h]	67.7	67.9	66.4	63.3	62.6	57.4							
Avg. Dist. to Rail [m]	4.0	1.1	1.3	0.3	0.2	0.8							
Avg. Stride Freq. [Hz]	2.2	2.3	2.2	2.2	2.2	2.1							
Avg. Stride Length [m]	6.4	8.1	7.9	7.8	7.5	7.1							

