



Toowoomba Professional
Race 1: THE KING OF THE MOUNTAIN IS COMING BENCHMARK 60
Handicap - 870m
03 January 2026 - 17:26



Track Rating: Good 3, Weather: Fine, Rail Position: True

Section						Overall	800m	600m	400m	200m					
Field Times						0:49.86 (0:06.22)	0:43.64 (0:10.47)	0:33.17 (0:10.63)	0:22.54 (0:11.11)	0:11.43 (0:11.43)	Last 600m 0:33.17				
Rank	TAB	Horse/Jockey	Barrier	Top Speed [km/h]	Fastest Section								Margin	Distance Travelled [m]	
1	2	RUNAROUND SUE	2	71.0	0:06.22	0:49.86 [1]	0:43.64 [1]	0:33.17 [1]	0:22.54 [1]	0:11.43 [1]	0:49.86	0:33.17			
		Karl Zechner		800m	Overall	(0:06.22)	(0:10.47)	(0:10.63)	(0:11.11)	(0:11.43)					
2	1	SUPER ZAMBONI	6	71.5	0:06.72	0:49.93 [2]	0:43.21 [6]	0:32.37 [6]	0:21.83 [6]	0:11.17 [3]	0.41L	0:32.37 +2			
		Rob Thorburn		800m	Overall	(0:06.72)	(0:10.84)	(0:10.54)	(0:10.66)	(0:11.17)					
3	6	SAGA'S GIRL	3	70.2	0:06.63	0:50.26 [3]	0:43.63 [4]	0:33.08 [4]	0:22.62 [3]	0:11.60 [2]	2.39L	0:33.08 +0			
		Bella Youngberry		800m	Overall	(0:06.63)	(0:10.55)	(0:10.46)	(0:11.02)	(0:11.60)					
4	7	COPPER SUNSET	5	71.8	0:06.72	0:50.43 [4]	0:43.71 [5]	0:33.06 [5]	0:22.53 [5]	0:11.54 [5]	3.36L	0:33.06 -2			
		Damien Boche		600m	Overall	(0:06.72)	(0:10.65)	(0:10.53)	(0:10.99)	(0:11.54)					
5	3	VESPER LYND	7	70.3	0:06.44	0:50.48 [5]	0:44.04 [3]	0:33.36 [3]	0:22.71 [4]	0:11.60 [4]	3.69L	0:33.36 +3			
		Olivia Webb		800m	Overall	(0:06.44)	(0:10.68)	(0:10.65)	(0:11.11)	(0:11.60)					
6	4	DUBIOUS SIX	4	69.4	0:06.79	0:50.88 [6]	0:44.09 [7]	0:33.00 [7]	0:22.36 [7]	0:11.28 [7]	6.03L	0:33.00 +0			
		Jake Molloy		600m	Overall	(0:06.79)	(0:11.09)	(0:10.64)	(0:11.08)	(0:11.28)					
7	5	HELIKEDEMPRETTY	1	69.5	0:06.25	0:50.91 [7]	0:44.66 [2]	0:34.04 [2]	0:23.30 [2]	0:11.97 [6]	6.21L	0:34.04 -1			
		Olivia Kendal		600m	Overall	(0:06.25)	(0:10.62)	(0:10.74)	(0:11.33)	(0:11.97)					

Scratched: Diamantina Rose (#8), Kentucky Rose (#9), Prucia (#10)



Horse/Jockey Name	Runaround Sue
Final Rank	1
Fastest Section Time (Section)	0:06.22 (Overall)
Top Speed [km/h] (Section)	71.0 (800m)
Race State	Finished

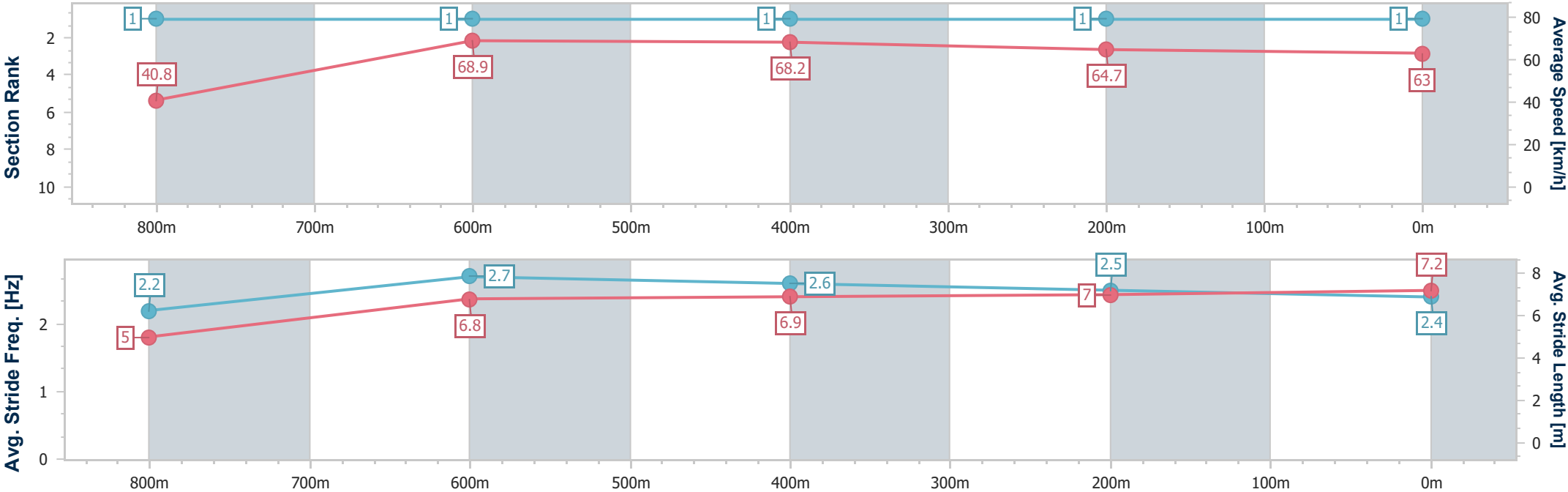


ToowoombaProfessional
Race 1: THE KING OF THE MOUNTAIN IS COMING
BENCHMARK 60 Handicap - 870m



03 January 2026 - 17:26
Track Rating: Good 3, Weather: Fine, Rail Position: True

Section	Overall	800m	600m	400m	200m														
Section Times	0:49.86 [1] (0:06.22)	0:43.64 [1] (0:10.47)	0:33.17 [1] (0:10.63)	0:22.54 [1] (0:11.11)	0:11.43 [1] (0:11.43)														
Average Speed [km/h]	40.8	68.9	68.2	64.7	63.0														
Top Speed [km/h]	63.6	71.0	70.9	65.6	63.9														
Avg. Dist. to Rail [m]	3.6	2.7	0.9	0.4	0.9														
Avg. Stride Freq. [Hz]	2.2	2.7	2.6	2.5	2.4														
Avg. Stride Length [m]	5.0	6.8	6.9	7.0	7.2														



[] Ranking at each section and finish
- - - - - No data available at this section
NA No data available



Horse/Jockey Name	Super Zamboni
Final Rank	2
Fastest Section Time (Section)	0:06.72 (Overall)
Top Speed [km/h] (Section)	71.5 (800m)
Race State	Finished

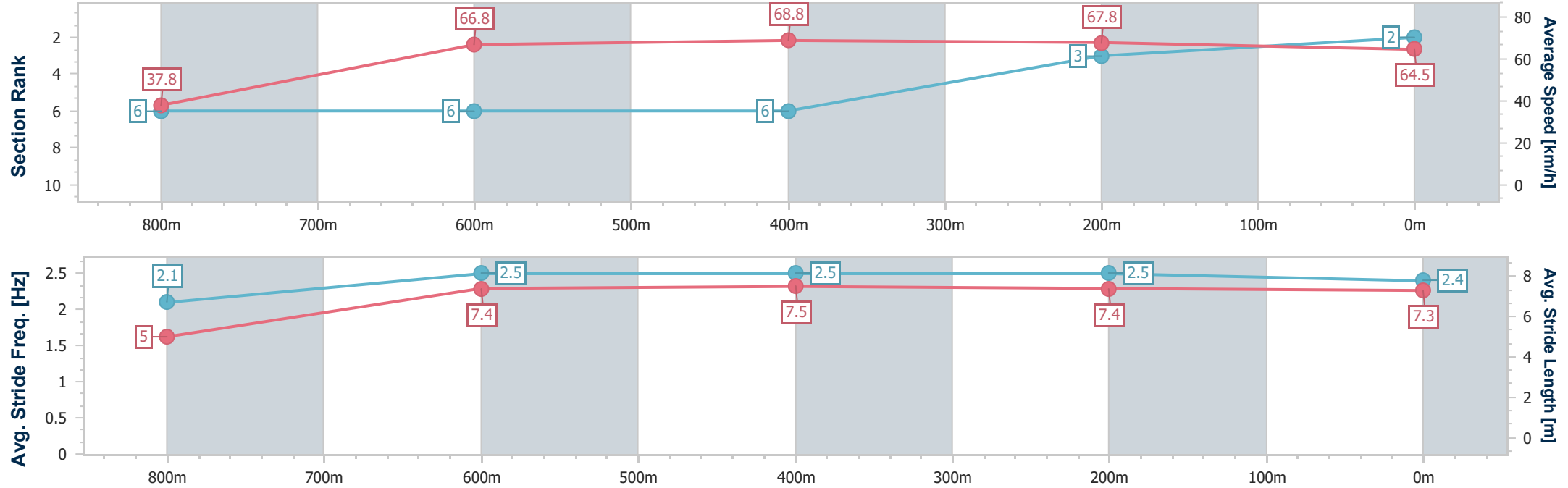


ToowoombaProfessional
Race 1: THE KING OF THE MOUNTAIN IS COMING
BENCHMARK 60 Handicap - 870m



03 January 2026 - 17:26
Track Rating: Good 3, Weather: Fine, Rail Position: True

Section	Overall	800m	600m	400m	200m														
Section Times	0:49.93 [2] (0:06.72)	0:43.21 [6] (0:10.84)	0:32.37 [6] (0:10.54)	0:21.83 [6] (0:10.66)	0:11.17 [3] (0:11.17)														
Average Speed [km/h]	37.8	66.8	68.8	67.8	64.5														
Top Speed [km/h]	58.0	71.5	71.4	68.7	66.7														
Avg. Dist. to Rail [m]	7.0	4.2	1.0	1.6	0.7														
Avg. Stride Freq. [Hz]	2.1	2.5	2.5	2.5	2.4														
Avg. Stride Length [m]	5.0	7.4	7.5	7.4	7.3														





Horse/Jockey Name	Saga's Girl
Final Rank	3
Fastest Section Time (Section)	0:06.63 (Overall)
Top Speed [km/h] (Section)	70.2 (800m)
Race State	Finished

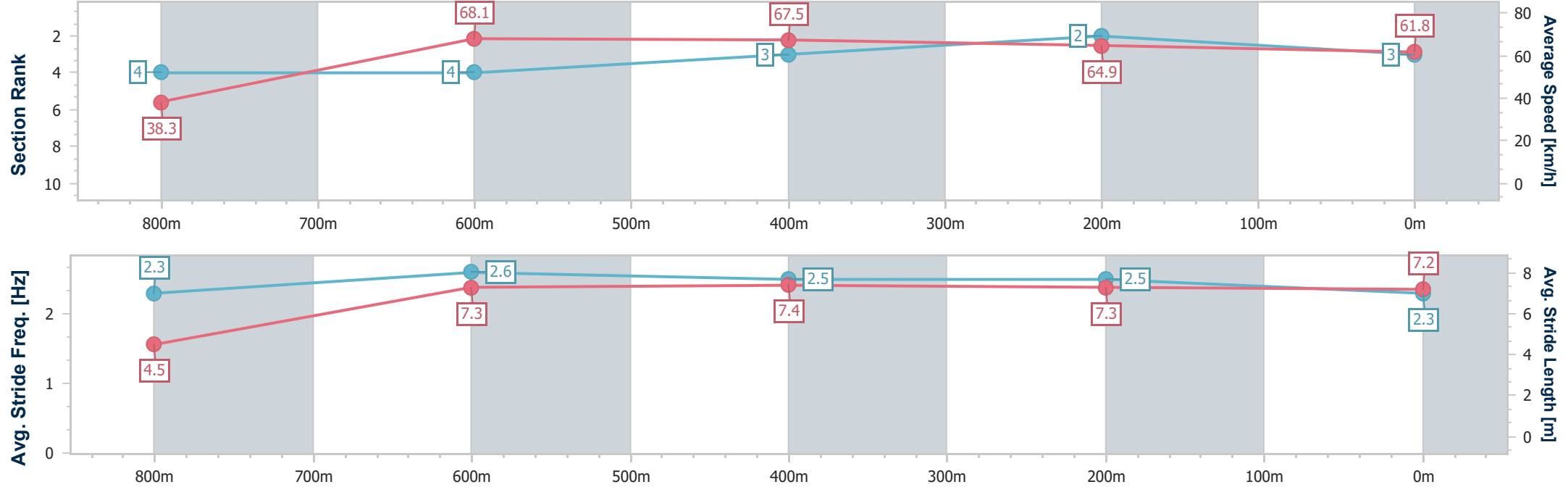


ToowoombaProfessional
Race 1: THE KING OF THE MOUNTAIN IS COMING
BENCHMARK 60 Handicap - 870m



03 January 2026 - 17:26
Track Rating: Good 3, Weather: Fine, Rail Position: True

Section	Overall	800m	600m	400m	200m														
Section Times	0:50.26 [3] (0:06.63)	0:43.63 [4] (0:10.55)	0:33.08 [4] (0:10.46)	0:22.62 [3] (0:11.02)	0:11.60 [2] (0:11.60)														
Average Speed [km/h]	38.3	68.1	67.5	64.9	61.8														
Top Speed [km/h]	62.2	70.2	69.4	67.4	64.8														
Avg. Dist. to Rail [m]	2.7	1.7	3.5	1.7	1.2														
Avg. Stride Freq. [Hz]	2.3	2.6	2.5	2.5	2.3														
Avg. Stride Length [m]	4.5	7.3	7.4	7.3	7.2														





Horse/Jockey Name	Copper Sunset
Final Rank	4
Fastest Section Time (Section)	0:06.72 (Overall)
Top Speed [km/h] (Section)	71.8 (600m)
Race State	Finished

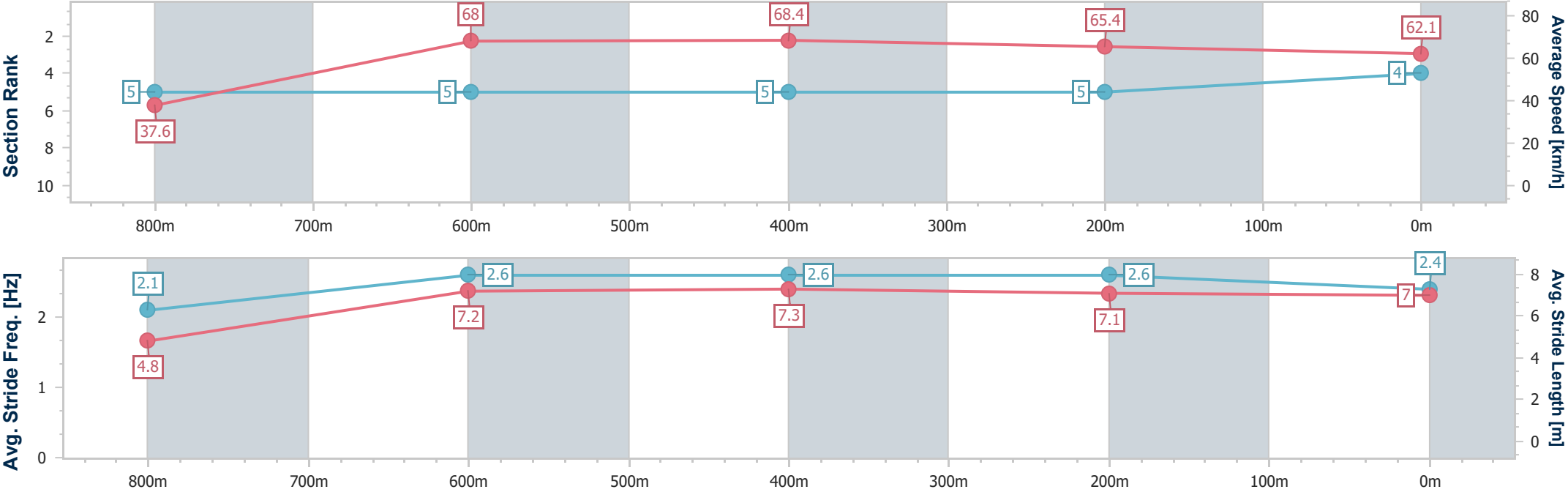


ToowoombaProfessional
Race 1: THE KING OF THE MOUNTAIN IS COMING
BENCHMARK 60 Handicap - 870m



03 January 2026 - 17:26
Track Rating: Good 3, Weather: Fine, Rail Position: True

Section	Overall	800m	600m	400m	200m														
Section Times	0:50.43 [4] (0:06.72)	0:43.71 [5] (0:10.65)	0:33.06 [5] (0:10.53)	0:22.53 [5] (0:10.99)	0:11.54 [5] (0:11.54)														
Average Speed [km/h]	37.6	68.0	68.4	65.4	62.1														
Top Speed [km/h]	61.4	71.8	71.8	66.3	64.1														
Avg. Dist. to Rail [m]	5.4	2.2	0.2	0.5	0.4														
Avg. Stride Freq. [Hz]	2.1	2.6	2.6	2.6	2.4														
Avg. Stride Length [m]	4.8	7.2	7.3	7.1	7.0														





Horse/Jockey Name	Vesper Lynd
Final Rank	5
Fastest Section Time (Section)	0:06.44 (Overall)
Top Speed [km/h] (Section)	70.3 (800m)
Race State	Finished

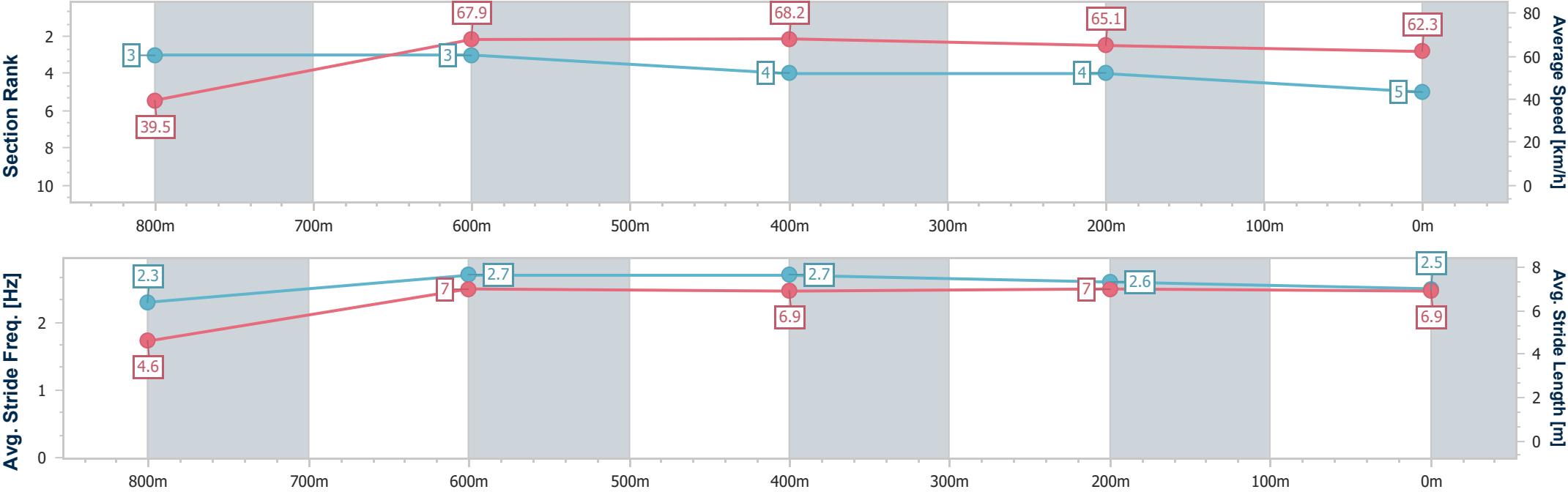


ToowoombaProfessional
Race 1: THE KING OF THE MOUNTAIN IS COMING
BENCHMARK 60 Handicap - 870m



03 January 2026 - 17:26
Track Rating: Good 3, Weather: Fine, Rail Position: True

Section	Overall	800m	600m	400m	200m										
Section Times	0:50.48 [5] (0:06.44)	0:44.04 [3] (0:10.68)	0:33.36 [3] (0:10.65)	0:22.71 [4] (0:11.11)	0:11.60 [4] (0:11.60)										
Average Speed [km/h]	39.5	67.9	68.2	65.1	62.3										
Top Speed [km/h]	62.9	70.3	69.9	67.2	63.6										
Avg. Dist. to Rail [m]	5.4	3.4	1.8	2.3	1.8										
Avg. Stride Freq. [Hz]	2.3	2.7	2.7	2.6	2.5										
Avg. Stride Length [m]	4.6	7.0	6.9	7.0	6.9										





Horse/Jockey Name	Dubious Six
Final Rank	6
Fastest Section Time (Section)	0:06.79 (Overall)
Top Speed [km/h] (Section)	69.4 (600m)
Race State	Finished

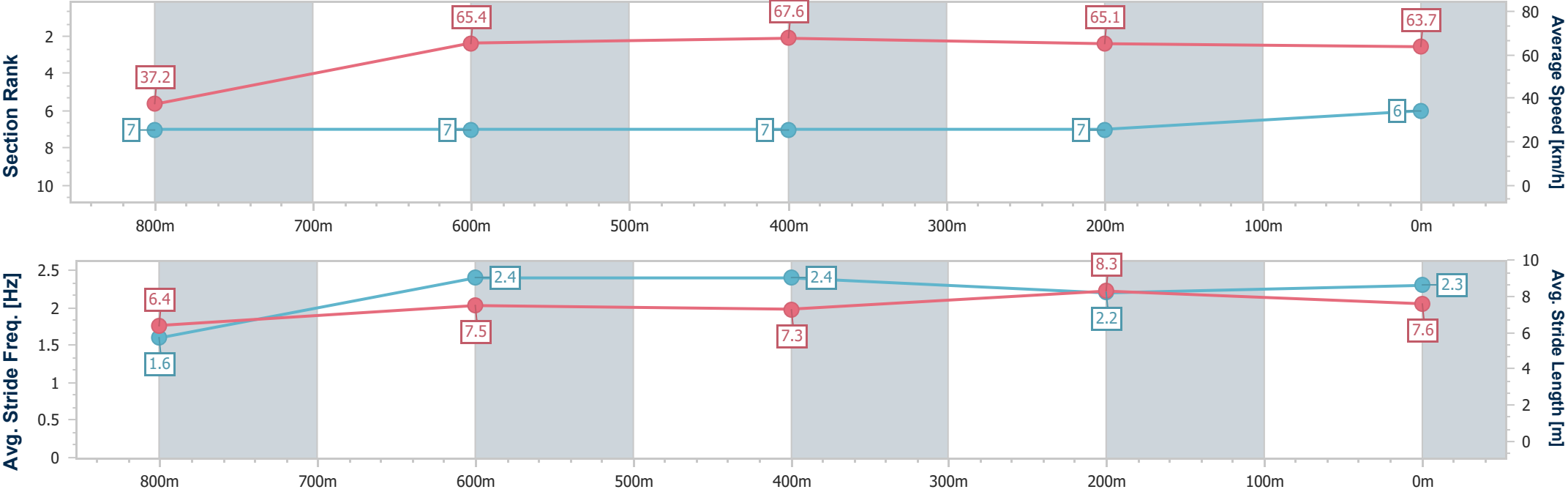


ToowoombaProfessional
Race 1: THE KING OF THE MOUNTAIN IS COMING
BENCHMARK 60 Handicap - 870m



03 January 2026 - 17:26
Track Rating: Good 3, Weather: Fine, Rail Position: True

Section	Overall	800m	600m	400m	200m														
Section Times	0:50.88 [6] (0:06.79)	0:44.09 [7] (0:11.09)	0:33.00 [7] (0:10.64)	0:22.36 [7] (0:11.08)	0:11.28 [7] (0:11.28)														
Average Speed [km/h]	37.2	65.4	67.6	65.1	63.7														
Top Speed [km/h]	58.9	68.1	69.4	66.4	64.3														
Avg. Dist. to Rail [m]	3.4	2.6	0.4	1.7	2.8														
Avg. Stride Freq. [Hz]	1.6	2.4	2.4	2.2	2.3														
Avg. Stride Length [m]	6.4	7.5	7.3	8.3	7.6														





Horse/Jockey Name	Helikedempretty
Final Rank	7
Fastest Section Time (Section)	0:06.25 (Overall)
Top Speed [km/h] (Section)	69.5 (600m)
Race State	Finished

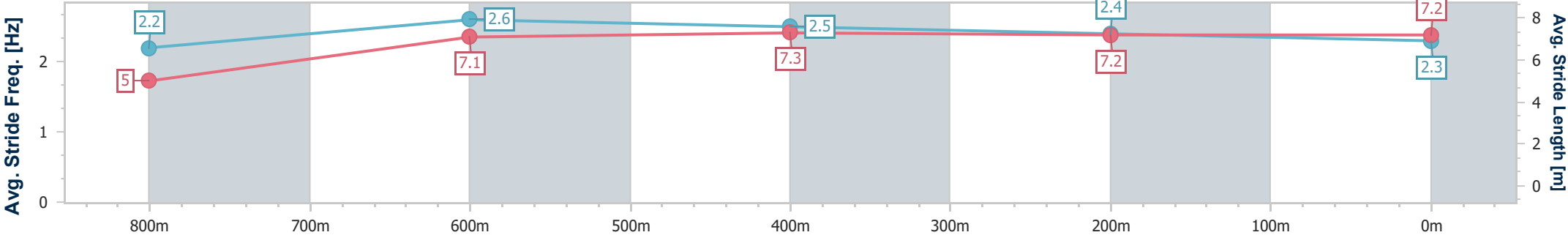
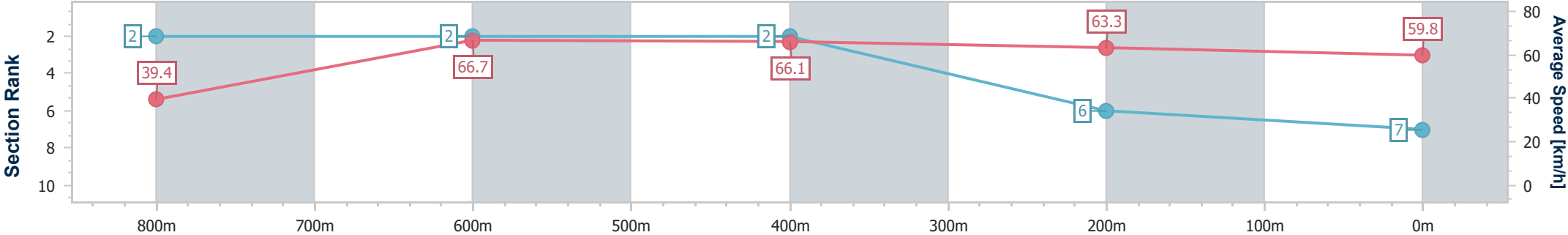


ToowoombaProfessional
Race 1: THE KING OF THE MOUNTAIN IS COMING
BENCHMARK 60 Handicap - 870m



03 January 2026 - 17:26
Track Rating: Good 3, Weather: Fine, Rail Position: True

Section	Overall	800m	600m	400m	200m										
Section Times	0:50.91 [7] (0:06.25)	0:44.66 [2] (0:10.62)	0:34.04 [2] (0:10.74)	0:23.30 [2] (0:11.33)	0:11.97 [6] (0:11.97)										
Average Speed [km/h]	39.4	66.7	66.1	63.3	59.8										
Top Speed [km/h]	39.6	68.7	69.5	67.1	63.8										
Avg. Dist. to Rail [m]	0.8	0.6	1.1	1.8	1.4										
Avg. Stride Freq. [Hz]	2.2	2.6	2.5	2.4	2.3										
Avg. Stride Length [m]	5.0	7.1	7.3	7.2	7.2										



- [] Ranking at each section and finish
- No data available at this section
- NA No data available



Toowoomba Professional
Race 2: SUB-ZERO AIRCONDITIONING QTIS Two-Year-Old Maiden Plate
- 1000m
03 January 2026 - 18:03



Track Rating: Good 3, Weather: Fine, Rail Position: True

Section						Overall	800m	600m	400m	200m			
Field Times						1:00.14 (0:13.95)	0:46.19 (0:11.44)	0:34.75 (0:11.56)	0:23.19 (0:11.54)	0:11.65 (0:11.65)	Last 600m 0:34.75		
Rank	TAB	Horse/Jockey	Barrier	Top Speed [km/h]	Fastest Section						Margin		
1	3	CAUSE SHE CAN	1	66.4	0:11.44	1:00.14 [1]	0:46.19 [1]	0:34.75 [1]	0:23.19 [1]	0:11.65 [1]	1:00.14	0:34.75	
		Olivia Webb		Overall	800m	(0:13.95)	(0:11.44)	(0:11.56)	(0:11.54)	(0:11.65)			
2	5	FACE THE WILD	6	66.9	0:11.32	1:00.18 [2]	0:46.06 [2]	0:34.74 [2]	0:23.08 [2]	0:11.66 [2]	0.21L	0:34.74 +8	
		Kyle Wilson-Taylor		800m	800m	(0:14.12)	(0:11.32)	(0:11.66)	(0:11.42)	(0:11.66)			
3	6	NIFTY'S TREASURE	5	65.4	0:11.28	1:01.31 [3]	0:46.92 [4]	0:35.64 [3]	0:24.01 [4]	0:12.11 [4]	6.88L	0:35.64 +3	
		Karl Zechner		800m	800m	(0:14.39)	(0:11.28)	(0:11.63)	(0:11.90)	(0:12.11)			
4	1	TISANI JAMES	4	65.6	0:11.23	1:01.41 [4]	0:46.83 [5]	0:35.60 [4]	0:24.19 [3]	0:12.28 [3]	7.46L	0:35.60 +3	
		Montanna Savva		Overall	800m	(0:14.58)	(0:11.23)	(0:11.41)	(0:11.91)	(0:12.28)			
5	7	ZHIVAGO BELLA	2	66.0	0:11.33	1:01.53 [5]	0:46.91 [6]	0:35.58 [6]	0:24.04 [6]	0:12.04 [6]	8.16L	0:35.58 +4	
		Nozi Tomizawa		Overall	800m	(0:14.62)	(0:11.33)	(0:11.54)	(0:12.00)	(0:12.04)			
6	2	ZOU ZOU KAPADOKIA	3	65.2	0:11.44	1:01.75 [6]	0:47.38 [3]	0:35.94 [4]	0:24.40 [5]	0:12.46 [5]	9.47L	0:35.94 +5	
		Kenji Yoshida		Overall	800m	(0:14.37)	(0:11.44)	(0:11.54)	(0:11.94)	(0:12.46)			

Scratched: Diosa Afrodita (#4)



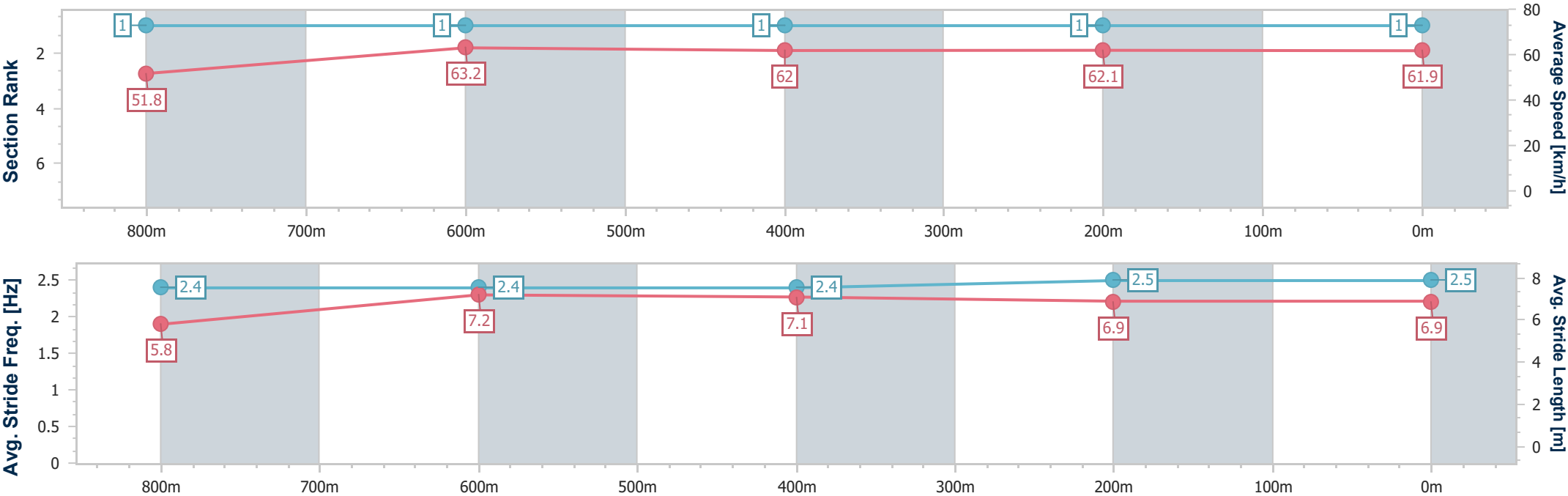
Horse/Jockey Name	Cause She Can
Final Rank	1
Fastest Section Time (Section)	0:11.44 (800m)
Top Speed [km/h] (Section)	66.4 (Overall)
Race State	Finished



ToowoombaProfessional
Race 2: SUB-ZERO AIRCONDITIONING QTIS Two-Year-Old
Maiden Plate - 1000m
03 January 2026 - 18:03
Track Rating: Good 3, Weather: Fine, Rail Position: True



Section	Overall	800m	600m	400m	200m										
Section Times	1:00.14 [1] (0:13.95)	0:46.19 [1] (0:11.44)	0:34.75 [1] (0:11.56)	0:23.19 [1] (0:11.54)	0:11.65 [1] (0:11.65)										
Average Speed [km/h]	51.8	63.2	62.0	62.1	61.9										
Top Speed [km/h]	66.4	64.3	63.8	63.7	63.9										
Avg. Dist. to Rail [m]	5.0	0.6	0.8	1.1	1.3										
Avg. Stride Freq. [Hz]	2.4	2.4	2.4	2.5	2.5										
Avg. Stride Length [m]	5.8	7.2	7.1	6.9	6.9										





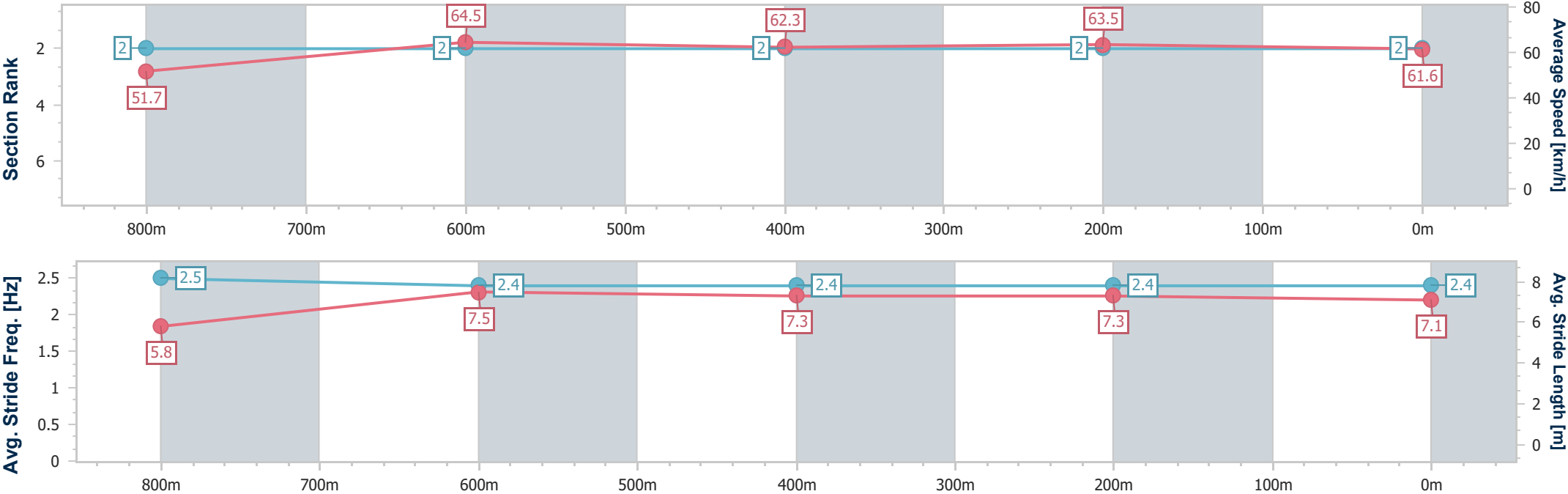
Horse/Jockey Name	Face The Wild
Final Rank	2
Fastest Section Time (Section)	0:11.32 (800m)
Top Speed [km/h] (Section)	66.9 (800m)
Race State	Finished



ToowoombaProfessional
Race 2: SUB-ZERO AIRCONDITIONING QTIS Two-Year-Old
Maiden Plate - 1000m
03 January 2026 - 18:03
Track Rating: Good 3, Weather: Fine, Rail Position: True



Section	Overall	800m	600m	400m	200m															
Section Times	1:00.18 [2] (0:14.12)	0:46.06 [2] (0:11.32)	0:34.74 [2] (0:11.66)	0:23.08 [2] (0:11.42)	0:11.66 [2] (0:11.66)															
Average Speed [km/h]	51.7	64.5	62.3	63.5	61.6															
Top Speed [km/h]	66.9	66.9	63.9	65.4	63.9															
Avg. Dist. to Rail [m]	10.1	3.5	2.1	1.3	2.9															
Avg. Stride Freq. [Hz]	2.5	2.4	2.4	2.4	2.4															
Avg. Stride Length [m]	5.8	7.5	7.3	7.3	7.1															





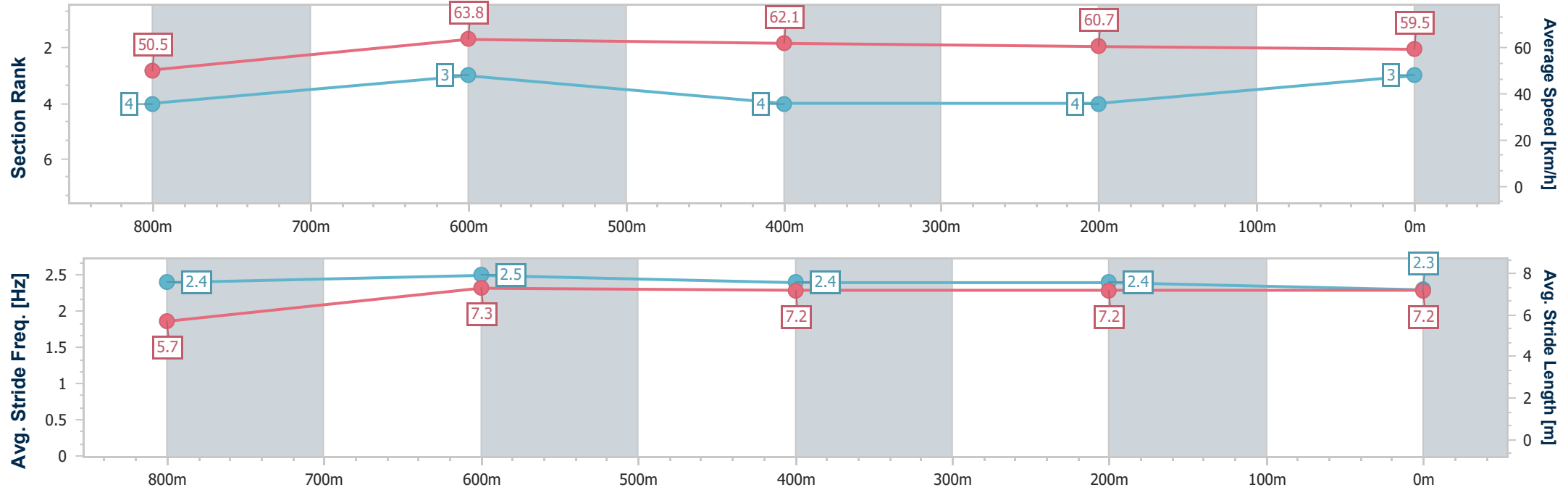
Horse/Jockey Name	Nifty's Treasure
Final Rank	3
Fastest Section Time (Section)	0:11.28 (800m)
Top Speed [km/h] (Section)	65.4 (800m)
Race State	Finished



ToowoombaProfessional
Race 2: SUB-ZERO AIRCONDITIONING QTIS Two-Year-Old
Maiden Plate - 1000m
03 January 2026 - 18:03
Track Rating: Good 3, Weather: Fine, Rail Position: True



Section	Overall	800m	600m	400m	200m										
Section Times	1:01.31 [3] (0:14.39)	0:46.92 [4] (0:11.28)	0:35.64 [3] (0:11.63)	0:24.01 [4] (0:11.90)	0:12.11 [4] (0:12.11)										
Average Speed [km/h]	50.5	63.8	62.1	60.7	59.5										
Top Speed [km/h]	64.2	65.4	62.8	61.4	60.4										
Avg. Dist. to Rail [m]	7.5	0.5	0.5	1.2	1.7										
Avg. Stride Freq. [Hz]	2.4	2.5	2.4	2.4	2.3										
Avg. Stride Length [m]	5.7	7.3	7.2	7.2	7.2										





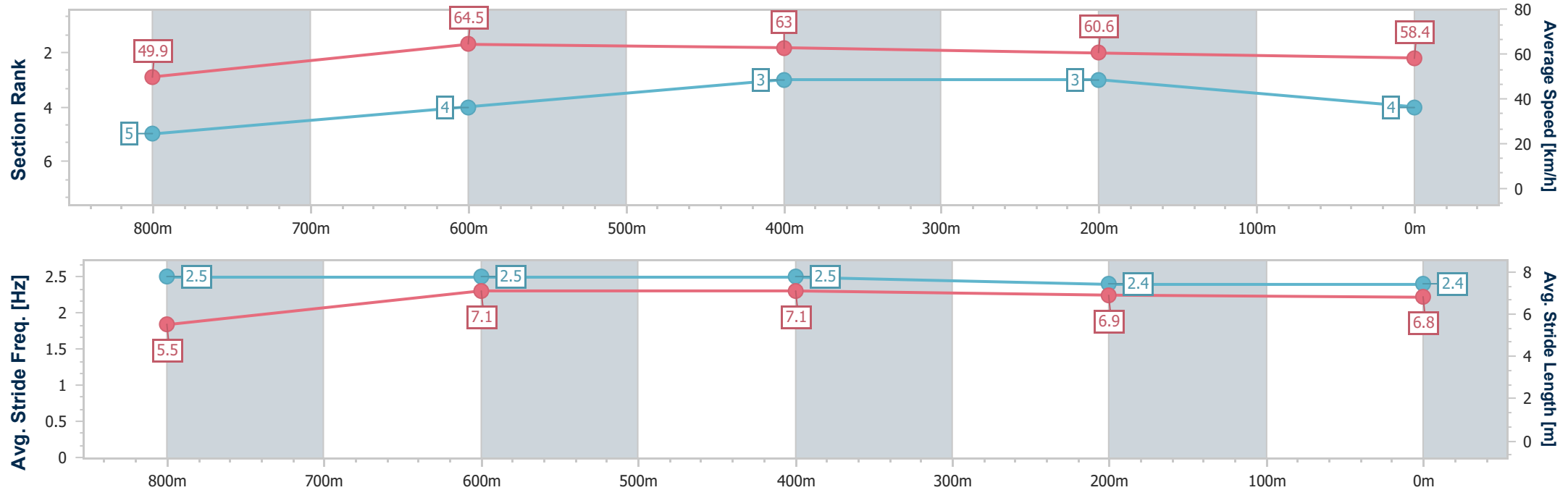
Horse/Jockey Name	Tisani James
Final Rank	4
Fastest Section Time (Section)	0:11.23 (800m)
Top Speed [km/h] (Section)	65.6 (Overall)
Race State	Finished



ToowoombaProfessional
Race 2: SUB-ZERO AIRCONDITIONING QTIS Two-Year-Old
Maiden Plate - 1000m
03 January 2026 - 18:03
Track Rating: Good 3, Weather: Fine, Rail Position: True



Section	Overall	800m	600m	400m	200m										
Section Times	1:01.41 [4] (0:14.58)	0:46.83 [5] (0:11.23)	0:35.60 [4] (0:11.41)	0:24.19 [3] (0:11.91)	0:12.28 [3] (0:12.28)										
Average Speed [km/h]	49.9	64.5	63.0	60.6	58.4										
Top Speed [km/h]	65.6	65.5	65.0	61.6	60.6										
Avg. Dist. to Rail [m]	8.4	1.0	0.8	1.0	0.6										
Avg. Stride Freq. [Hz]	2.5	2.5	2.5	2.4	2.4										
Avg. Stride Length [m]	5.5	7.1	7.1	6.9	6.8										



[] Ranking at each section and finish
-.-.- No data available at this section
NA No data available



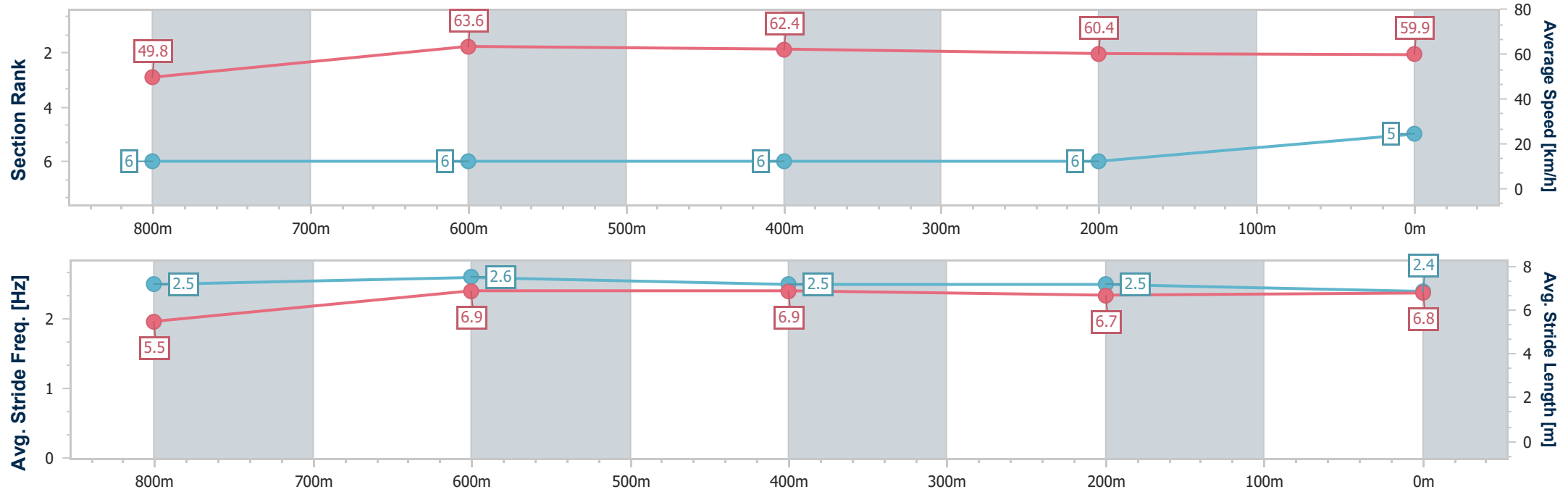
Horse/Jockey Name	Zhivago Bella
Final Rank	5
Fastest Section Time (Section)	0:11.33 (800m)
Top Speed [km/h] (Section)	66.0 (Overall)
Race State	Finished



ToowoombaProfessional
Race 2: SUB-ZERO AIRCONDITIONING QTIS Two-Year-Old
Maiden Plate - 1000m
03 January 2026 - 18:03
Track Rating: Good 3, Weather: Fine, Rail Position: True



Section	Overall	800m	600m	400m	200m										
Section Times	1:01.53 [5] (0:14.62)	0:46.91 [6] (0:11.33)	0:35.58 [6] (0:11.54)	0:24.04 [6] (0:12.00)	0:12.04 [6] (0:12.04)										
Average Speed [km/h]	49.8	63.6	62.4	60.4	59.9										
Top Speed [km/h]	66.0	65.5	63.7	61.0	60.3										
Avg. Dist. to Rail [m]	6.0	1.0	0.3	1.7	4.1										
Avg. Stride Freq. [Hz]	2.5	2.6	2.5	2.5	2.4										
Avg. Stride Length [m]	5.5	6.9	6.9	6.7	6.8										





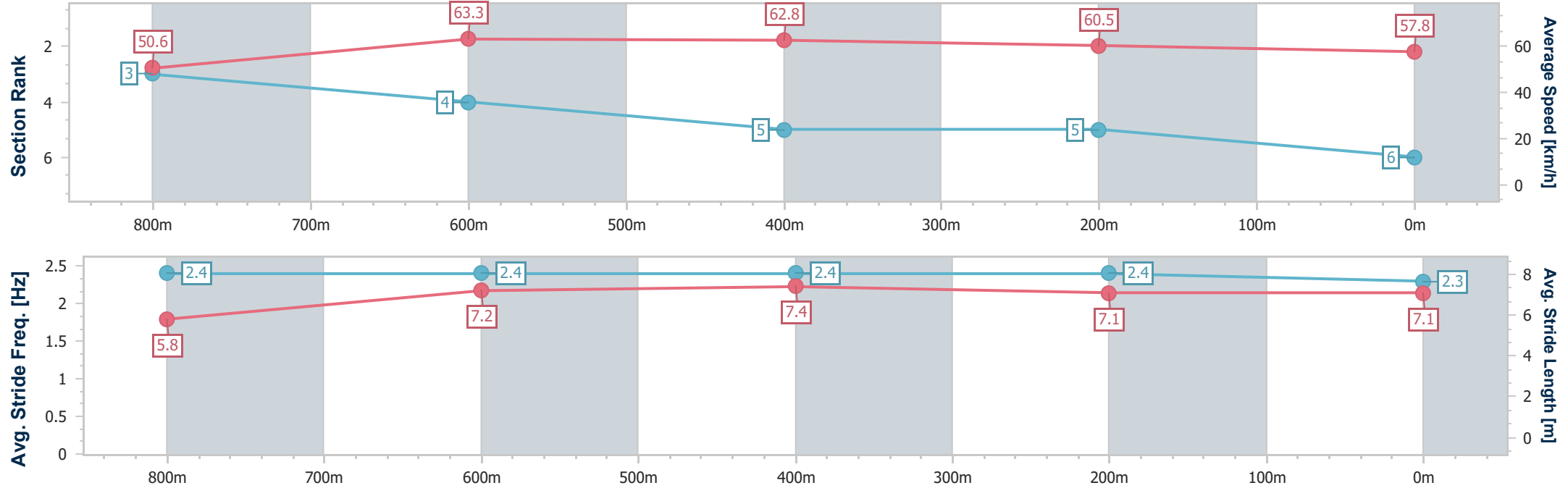
Horse/Jockey Name	Zou Zou Kapadokia
Final Rank	6
Fastest Section Time (Section)	0:11.44 (800m)
Top Speed [km/h] (Section)	65.2 (Overall)
Race State	Finished



ToowoombaProfessional
Race 2: SUB-ZERO AIRCONDITIONING QTIS Two-Year-Old
Maiden Plate - 1000m
03 January 2026 - 18:03
Track Rating: Good 3, Weather: Fine, Rail Position: True



Section	Overall	800m	600m	400m	200m										
Section Times	1:01.75 [6] (0:14.37)	0:47.38 [3] (0:11.44)	0:35.94 [4] (0:11.54)	0:24.40 [5] (0:11.94)	0:12.46 [5] (0:12.46)										
Average Speed [km/h]	50.6	63.3	62.8	60.5	57.8										
Top Speed [km/h]	65.2	64.4	64.4	61.4	60.0										
Avg. Dist. to Rail [m]	6.3	2.5	1.0	0.8	0.6										
Avg. Stride Freq. [Hz]	2.4	2.4	2.4	2.4	2.3										
Avg. Stride Length [m]	5.8	7.2	7.4	7.1	7.1										





Toowoomba Professional

Race 3: CARPET ONE TOOWOOMBA Class 3 Handicap - 1100m

03 January 2026 - 18:43



Track Rating: Good 3, Weather: Fine, Rail Position: True

Section						Overall	1000m	800m	600m	400m	200m	Last 600m		
Field Times						1:05.73 (0:08.31)	0:57.42 (0:10.98)	0:46.44 (0:11.16)	0:35.28 (0:11.71)	0:23.57 (0:11.77)	0:11.80 (0:11.80)	0:35.28		
Rank	TAB	Horse/Jockey	Barrier	Top Speed [km/h]	Fastest Section							Margin	Distance Travelled [m]	
1	2	STREAK OF WINNING	2	67.0	0:08.55	1:05.73 [1]	0:57.18 [4]	0:45.96 [4]	0:34.97 [3]	0:23.40 [4]	0:11.73 [2]	1:05.73	0:34.97	
		Rob Thorburn		800m	Overall	(0:08.55)	(0:11.22)	(0:10.99)	(0:11.57)	(0:11.67)	(0:11.73)			
2	10	HEADLINE LEGEND	5	66.0	0:08.74	1:05.88 [2]	0:57.14 [6]	0:45.59 [8]	0:34.46 [8]	0:23.01 [8]	0:11.40 [6]	0.93L	0:34.46	+0
		Karl Zechner		800m	Overall	(0:08.74)	(0:11.55)	(0:11.13)	(0:11.45)	(0:11.61)	(0:11.40)			
3	5	VIALE	4	66.6	0:08.53	1:05.98 [3]	0:57.45 [3]	0:46.40 [2]	0:35.49 [2]	0:23.82 [1]	0:12.05 [1]	1.52L	0:35.49	+0
		Olivia Webb		800m	Overall	(0:08.53)	(0:11.05)	(0:10.91)	(0:11.67)	(0:11.77)	(0:12.05)			
4	6	RUBAAHY	7	67.3	0:08.78	1:05.99 [4]	0:57.21 [7]	0:45.85 [7]	0:34.75 [7]	0:23.37 [6]	0:11.79 [3]	1.58L	0:34.75	+6
		Kenji Yoshida		800m	Overall	(0:08.78)	(0:11.36)	(0:11.10)	(0:11.38)	(0:11.58)	(0:11.79)			
5	1	PERFECT MISSION	1	66.6	0:08.44	1:06.30 [5]	0:57.86 [2]	0:46.71 [3]	0:35.47 [4]	0:24.04 [3]	0:12.06 [4]	3.39L	0:35.47	-3
		Bella Youngberry		800m	Overall	(0:08.44)	(0:11.15)	(0:11.24)	(0:11.43)	(0:11.98)	(0:12.06)			
6	4	IN NO DOUBT	6	67.7	0:09.09	1:06.51 [6]	0:57.42 [8]	0:46.44 [5]	0:35.44 [5]	0:23.98 [5]	0:12.08 [5]	4.64L	0:35.44	-3
		Brooke Stower		1000m	Overall	(0:09.09)	(0:10.98)	(0:11.00)	(0:11.46)	(0:11.90)	(0:12.08)			
7	11	ROTHWEILER	9	67.0	0:09.21	1:06.57 [7]	0:57.36 [9]	0:45.83 [9]	0:34.82 [9]	0:23.51 [10]	0:11.84 [10]	4.96L	0:34.82	+2
		Hannah Richardson		800m	Overall	(0:09.21)	(0:11.53)	(0:11.01)	(0:11.31)	(0:11.67)	(0:11.84)			
8	3	THEBARBEROFSEVILLE	10	69.0	0:09.27	1:06.57 [8]	0:57.30 [10]	0:45.59 [10]	0:34.74 [10]	0:23.54 [9]	0:11.87 [9]	4.97L	0:34.74	+7
		Chloe Lowe		800m	Overall	(0:09.27)	(0:11.71)	(0:10.85)	(0:11.20)	(0:11.67)	(0:11.87)			
9	13	TOUTE SWEET	3	67.9	0:08.61	1:06.66 [9]	0:58.05 [5]	0:46.55 [6]	0:35.45 [6]	0:23.90 [7]	0:12.11 [7]	5.48L	0:35.45	+8
		Nozi Tomizawa		800m	Overall	(0:08.61)	(0:11.50)	(0:11.10)	(0:11.55)	(0:11.79)	(0:12.11)			
10	12	DESTINY GUNGHO	8	67.6	0:08.31	1:07.48 [10]	0:59.17 [1]	0:48.19 [1]	0:37.03 [1]	0:25.28 [2]	0:12.92 [8]	10.33L	0:37.03	+1
		Jade Metcalfe		1000m	Overall	(0:08.31)	(0:10.98)	(0:11.16)	(0:11.75)	(0:12.36)	(0:12.92)			

Scratched: Purosangue (#8), Dubious Six (#7), Hoffman (#9), Black Country (#14)

Report Created: Sat 3 January 2026 19:16 GMT+10 (Note: Timing is based on position data)

Page 1/11

[] Ranking at each section and finish
-:-:- No data available at this section
NA No data available

SCN Saddle cloth number
DNF Did not finish
DNT Did not track

data processed by TRIPLESDATA



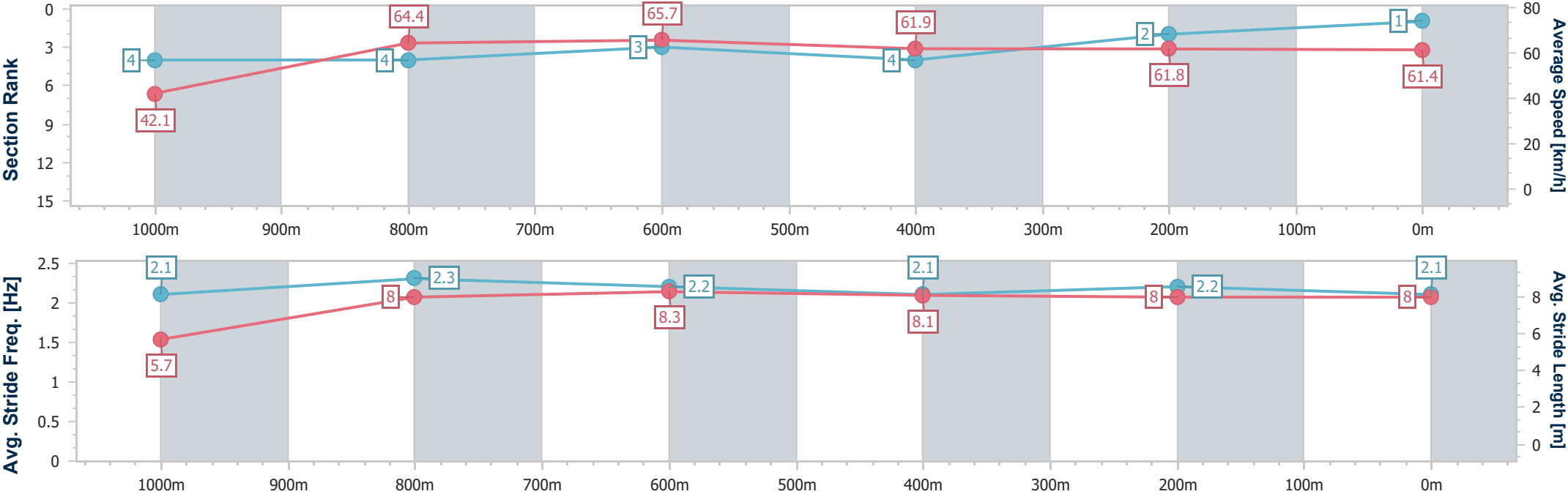
Horse/Jockey Name	Streak Of Winning
Final Rank	1
Fastest Section Time (Section)	0:08.55 (Overall)
Top Speed [km/h] (Section)	67.0 (800m)
Race State	Finished



ToowoombaProfessional
Race 3: CARPET ONE TOOWOOMBA Class 3 Handicap - 1100m
03 January 2026 - 18:43
Track Rating: Good 3, Weather: Fine, Rail Position: True



Section	Overall	1000m	800m	600m	400m	200m							
Section Times	1:05.73 [1] (0:08.55)	0:57.18 [4] (0:11.22)	0:45.96 [4] (0:10.99)	0:34.97 [3] (0:11.57)	0:23.40 [4] (0:11.67)	0:11.73 [2] (0:11.73)							
Average Speed [km/h]	42.1	64.4	65.7	61.9	61.8	61.4							
Top Speed [km/h]	63.0	65.8	67.0	64.6	62.8	63.1							
Avg. Dist. to Rail [m]	5.2	2.3	0.3	0.7	0.6	2.0							
Avg. Stride Freq. [Hz]	2.1	2.3	2.2	2.1	2.2	2.1							
Avg. Stride Length [m]	5.7	8.0	8.3	8.1	8.0	8.0							





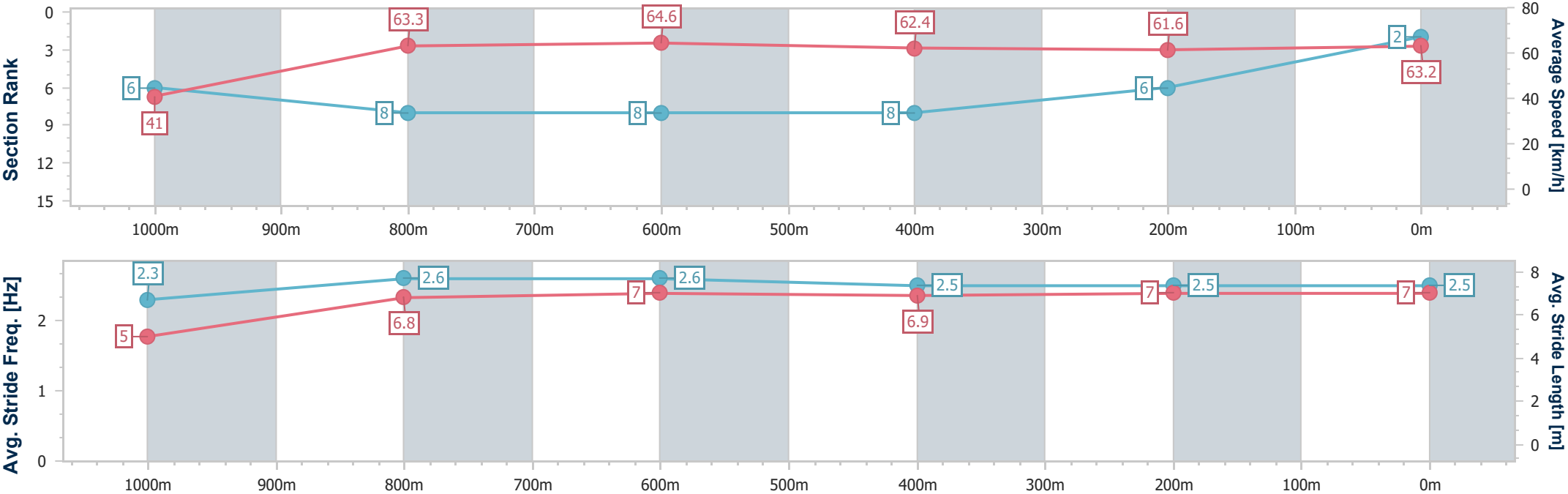
Horse/Jockey Name	Headline Legend
Final Rank	2
Fastest Section Time (Section)	0:08.74 (Overall)
Top Speed [km/h] (Section)	66.0 (800m)
Race State	Finished



ToowoombaProfessional
Race 3: CARPET ONE TOOWOOMBA Class 3 Handicap - 1100m
03 January 2026 - 18:43
Track Rating: Good 3, Weather: Fine, Rail Position: True



Section	Overall	1000m	800m	600m	400m	200m							
Section Times	1:05.88 [2] (0:08.74)	0:57.14 [6] (0:11.55)	0:45.59 [8] (0:11.13)	0:34.46 [8] (0:11.45)	0:23.01 [8] (0:11.61)	0:11.40 [6] (0:11.40)							
Average Speed [km/h]	41.0	63.3	64.6	62.4	61.6	63.2							
Top Speed [km/h]	59.5	65.5	66.0	64.5	62.4	64.3							
Avg. Dist. to Rail [m]	10.3	4.8	0.7	1.7	1.9	2.9							
Avg. Stride Freq. [Hz]	2.3	2.6	2.6	2.5	2.5	2.5							
Avg. Stride Length [m]	5.0	6.8	7.0	6.9	7.0	7.0							





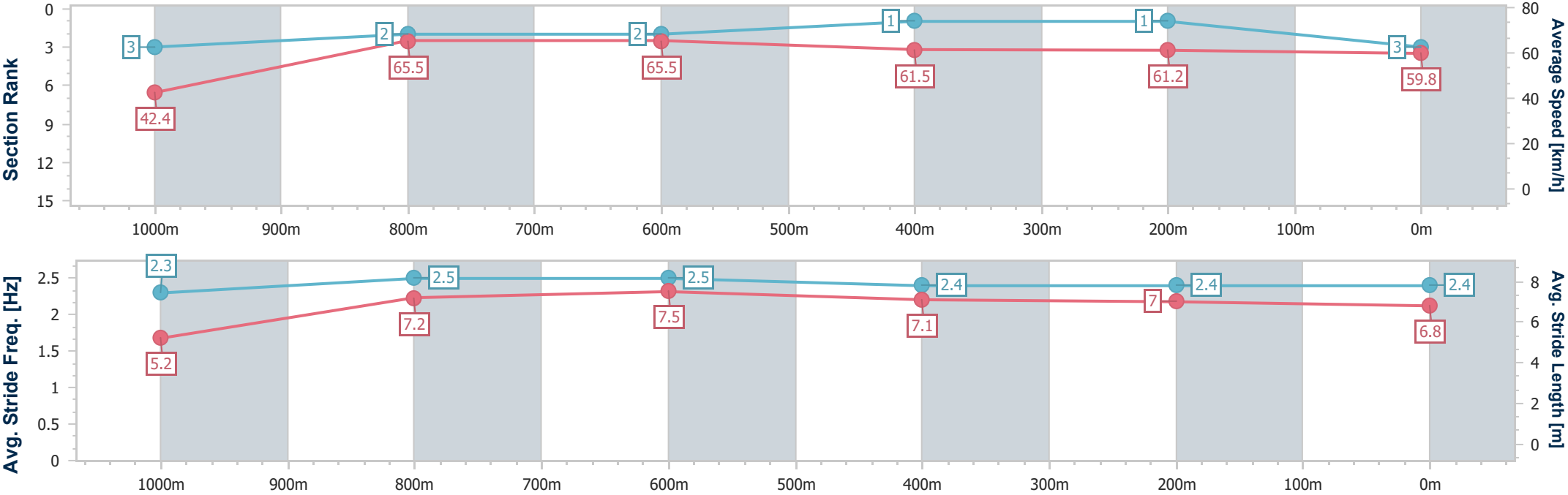
Horse/Jockey Name	Viale
Final Rank	3
Fastest Section Time (Section)	0:08.53 (Overall)
Top Speed [km/h] (Section)	66.6 (800m)
Race State	Finished



ToowoombaProfessional
Race 3: CARPET ONE TOOWOOMBA Class 3 Handicap - 1100m
03 January 2026 - 18:43
Track Rating: Good 3, Weather: Fine, Rail Position: True



Section	Overall	1000m	800m	600m	400m	200m							
Section Times	1:05.98 [3] (0:08.53)	0:57.45 [3] (0:11.05)	0:46.40 [2] (0:10.91)	0:35.49 [2] (0:11.67)	0:23.82 [1] (0:11.77)	0:12.05 [1] (0:12.05)							
Average Speed [km/h]	42.4	65.5	65.5	61.5	61.2	59.8							
Top Speed [km/h]	64.6	66.2	66.6	64.3	62.8	61.6							
Avg. Dist. to Rail [m]	7.2	2.3	1.6	0.6	0.4	0.6							
Avg. Stride Freq. [Hz]	2.3	2.5	2.5	2.4	2.4	2.4							
Avg. Stride Length [m]	5.2	7.2	7.5	7.1	7.0	6.8							





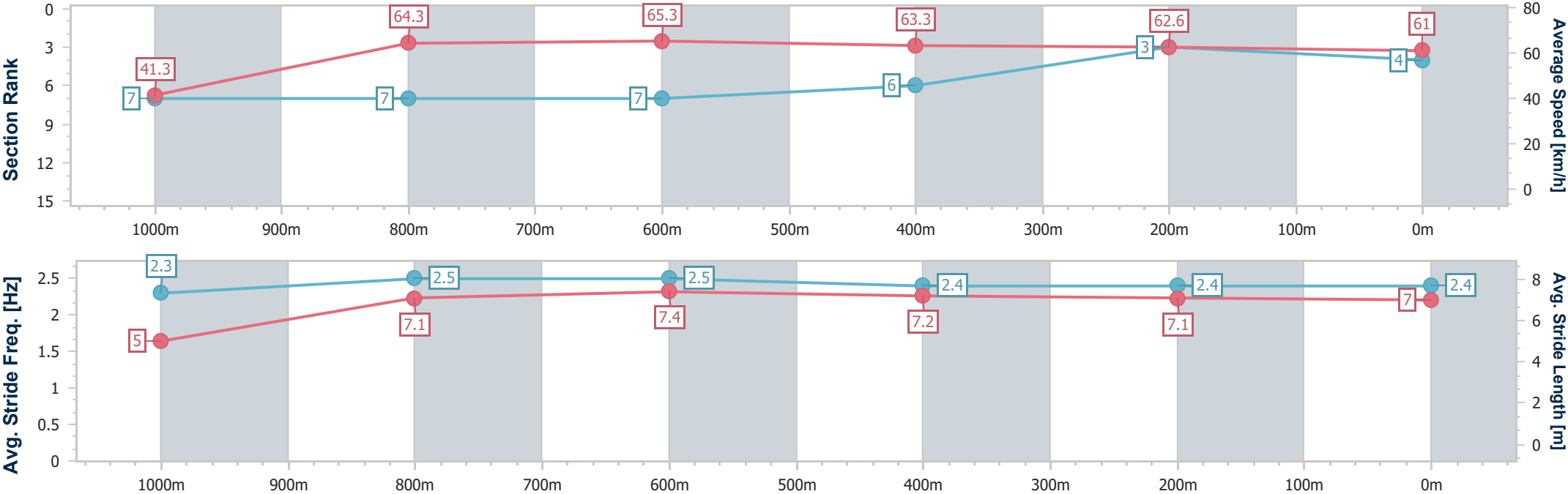
Horse/Jockey Name	Rubaahy
Final Rank	4
Fastest Section Time (Section)	0:08.78 (Overall)
Top Speed [km/h] (Section)	67.3 (800m)
Race State	Finished



ToowoombaProfessional
Race 3: CARPET ONE TOOWOOMBA Class 3 Handicap - 1100m
03 January 2026 - 18:43
Track Rating: Good 3, Weather: Fine, Rail Position: True



Section	Overall	1000m	800m	600m	400m	200m							
Section Times	1:05.99 [4] (0:08.78)	0:57.21 [7] (0:11.36)	0:45.85 [7] (0:11.10)	0:34.75 [7] (0:11.38)	0:23.37 [6] (0:11.58)	0:11.79 [3] (0:11.79)							
Average Speed [km/h]	41.3	64.3	65.3	63.3	62.6	61.0							
Top Speed [km/h]	60.8	66.4	67.3	65.3	63.6	61.9							
Avg. Dist. to Rail [m]	11.0	5.5	1.8	0.7	1.7	1.8							
Avg. Stride Freq. [Hz]	2.3	2.5	2.5	2.4	2.4	2.4							
Avg. Stride Length [m]	5.0	7.1	7.4	7.2	7.1	7.0							





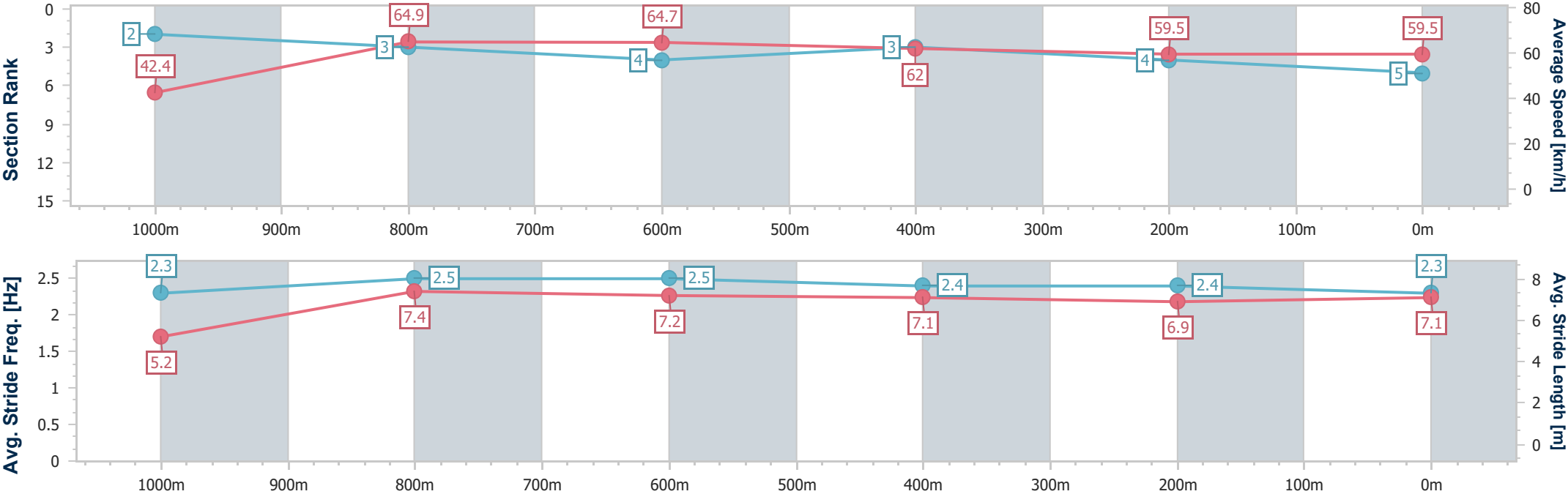
Horse/Jockey Name	Perfect Mission
Final Rank	5
Fastest Section Time (Section)	0:08.44 (Overall)
Top Speed [km/h] (Section)	66.6 (800m)
Race State	Finished



ToowoombaProfessional
Race 3: CARPET ONE TOOWOOMBA Class 3 Handicap - 1100m
03 January 2026 - 18:43
Track Rating: Good 3, Weather: Fine, Rail Position: True



Section	Overall	1000m	800m	600m	400m	200m							
Section Times	1:06.30 [5] (0:08.44)	0:57.86 [2] (0:11.15)	0:46.71 [3] (0:11.24)	0:35.47 [4] (0:11.43)	0:24.04 [3] (0:11.98)	0:12.06 [4] (0:12.06)							
Average Speed [km/h]	42.4	64.9	64.7	62.0	59.5	59.5							
Top Speed [km/h]	61.4	66.6	66.6	65.5	60.6	60.6							
Avg. Dist. to Rail [m]	2.7	1.5	1.4	2.4	2.1	1.1							
Avg. Stride Freq. [Hz]	2.3	2.5	2.5	2.4	2.4	2.3							
Avg. Stride Length [m]	5.2	7.4	7.2	7.1	6.9	7.1							





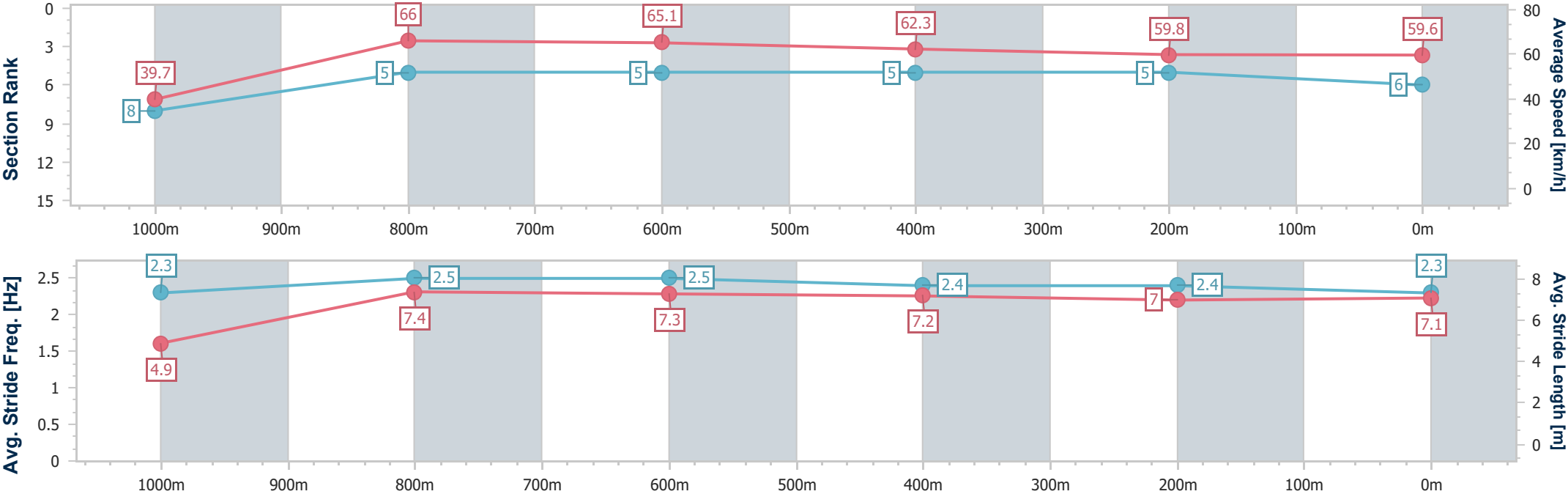
Horse/Jockey Name	In No Doubt
Final Rank	6
Fastest Section Time (Section)	0:09.09 (Overall)
Top Speed [km/h] (Section)	67.7 (1000m)
Race State	Finished



ToowoombaProfessional
Race 3: CARPET ONE TOOWOOMBA Class 3 Handicap - 1100m
03 January 2026 - 18:43
Track Rating: Good 3, Weather: Fine, Rail Position: True



Section	Overall	1000m	800m	600m	400m	200m							
Section Times	1:06.51 [6] (0:09.09)	0:57.42 [8] (0:10.98)	0:46.44 [5] (0:11.00)	0:35.44 [5] (0:11.46)	0:23.98 [5] (0:11.90)	0:12.08 [5] (0:12.08)							
Average Speed [km/h]	39.7	66.0	65.1	62.3	59.8	59.6							
Top Speed [km/h]	65.2	67.7	67.6	65.4	61.5	61.6							
Avg. Dist. to Rail [m]	6.7	1.5	0.5	1.4	2.6	0.5							
Avg. Stride Freq. [Hz]	2.3	2.5	2.5	2.4	2.4	2.3							
Avg. Stride Length [m]	4.9	7.4	7.3	7.2	7.0	7.1							





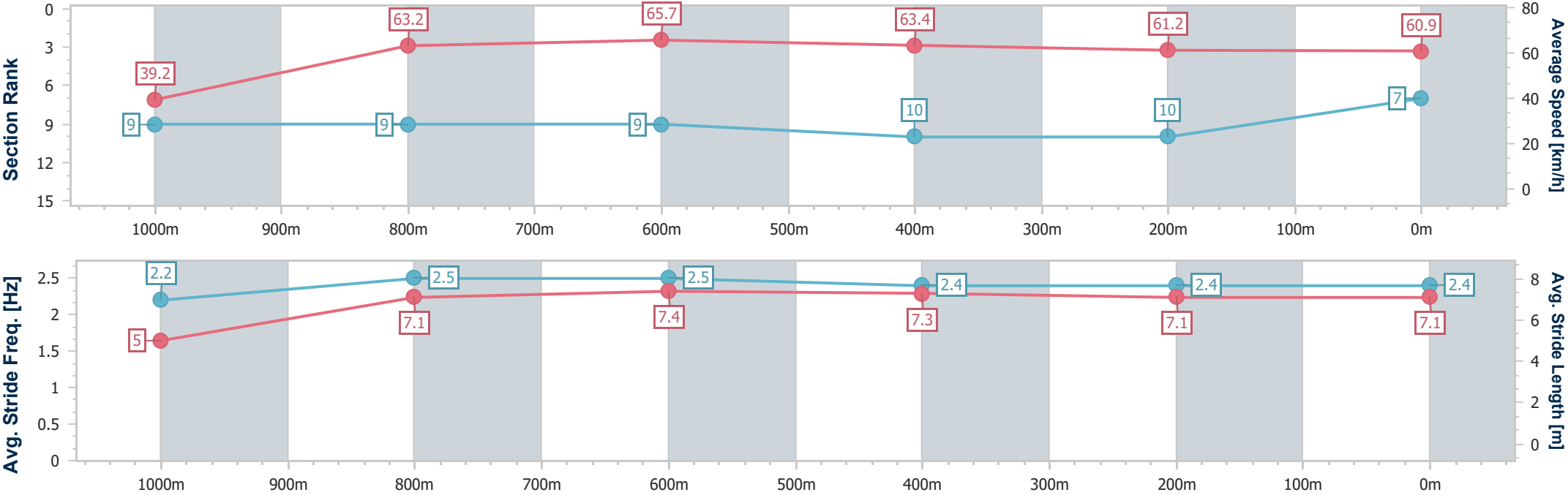
Horse/Jockey Name	Rothweiler
Final Rank	7
Fastest Section Time (Section)	0:09.21 (Overall)
Top Speed [km/h] (Section)	67.0 (800m)
Race State	Finished



ToowoombaProfessional
Race 3: CARPET ONE TOOWOOMBA Class 3 Handicap - 1100m
03 January 2026 - 18:43
Track Rating: Good 3, Weather: Fine, Rail Position: True



Section	Overall	1000m	800m	600m	400m	200m							
Section Times	1:06.57 [7] (0:09.21)	0:57.36 [9] (0:11.53)	0:45.83 [9] (0:11.01)	0:34.82 [9] (0:11.31)	0:23.51 [10] (0:11.67)	0:11.84 [10] (0:11.84)							
Average Speed [km/h]	39.2	63.2	65.7	63.4	61.2	60.9							
Top Speed [km/h]	59.1	65.5	67.0	65.0	62.8	62.0							
Avg. Dist. to Rail [m]	12.9	4.4	1.4	0.8	1.5	2.5							
Avg. Stride Freq. [Hz]	2.2	2.5	2.5	2.4	2.4	2.4							
Avg. Stride Length [m]	5.0	7.1	7.4	7.3	7.1	7.1							





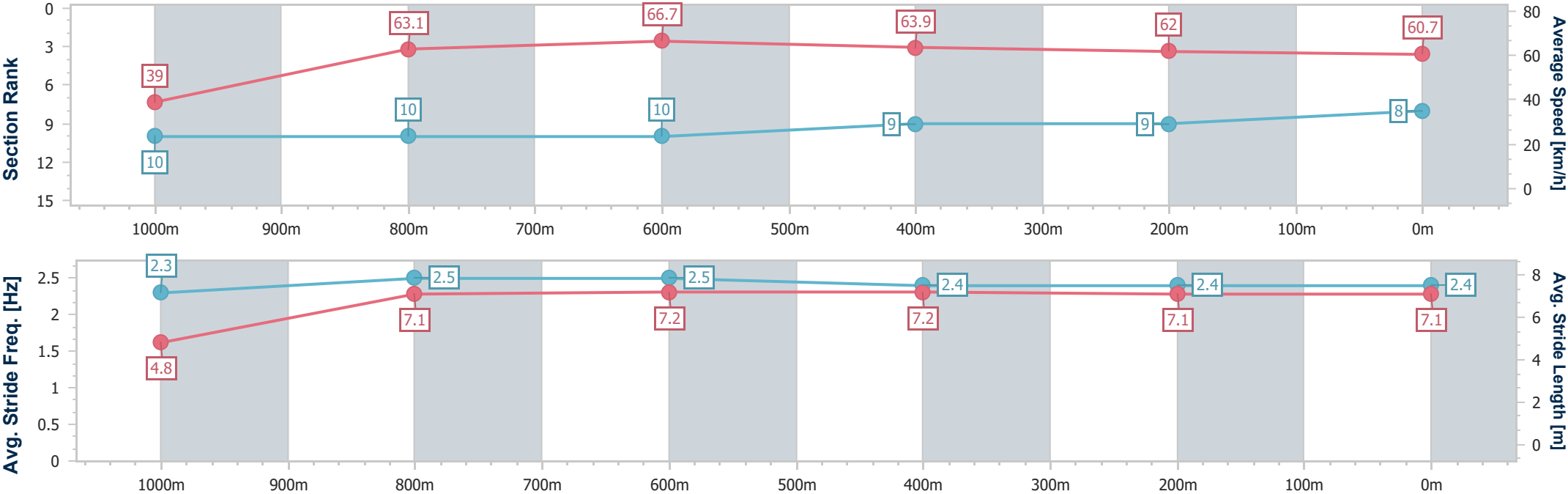
Horse/Jockey Name	Thebarberofseville
Final Rank	8
Fastest Section Time (Section)	0:09.27 (Overall)
Top Speed [km/h] (Section)	69.0 (800m)
Race State	Finished



ToowoombaProfessional
Race 3: CARPET ONE TOOWOOMBA Class 3 Handicap - 1100m
03 January 2026 - 18:43
Track Rating: Good 3, Weather: Fine, Rail Position: True



Section	Overall	1000m	800m	600m	400m	200m							
Section Times	1:06.57 [8] (0:09.27)	0:57.30 [10] (0:11.71)	0:45.59 [10] (0:10.85)	0:34.74 [10] (0:11.20)	0:23.54 [9] (0:11.67)	0:11.87 [9] (0:11.87)							
Average Speed [km/h]	39.0	63.1	66.7	63.9	62.0	60.7							
Top Speed [km/h]	62.0	65.4	69.0	66.0	62.5	61.3							
Avg. Dist. to Rail [m]	18.0	8.7	1.2	1.3	2.0	4.9							
Avg. Stride Freq. [Hz]	2.3	2.5	2.5	2.4	2.4	2.4							
Avg. Stride Length [m]	4.8	7.1	7.2	7.2	7.1	7.1							





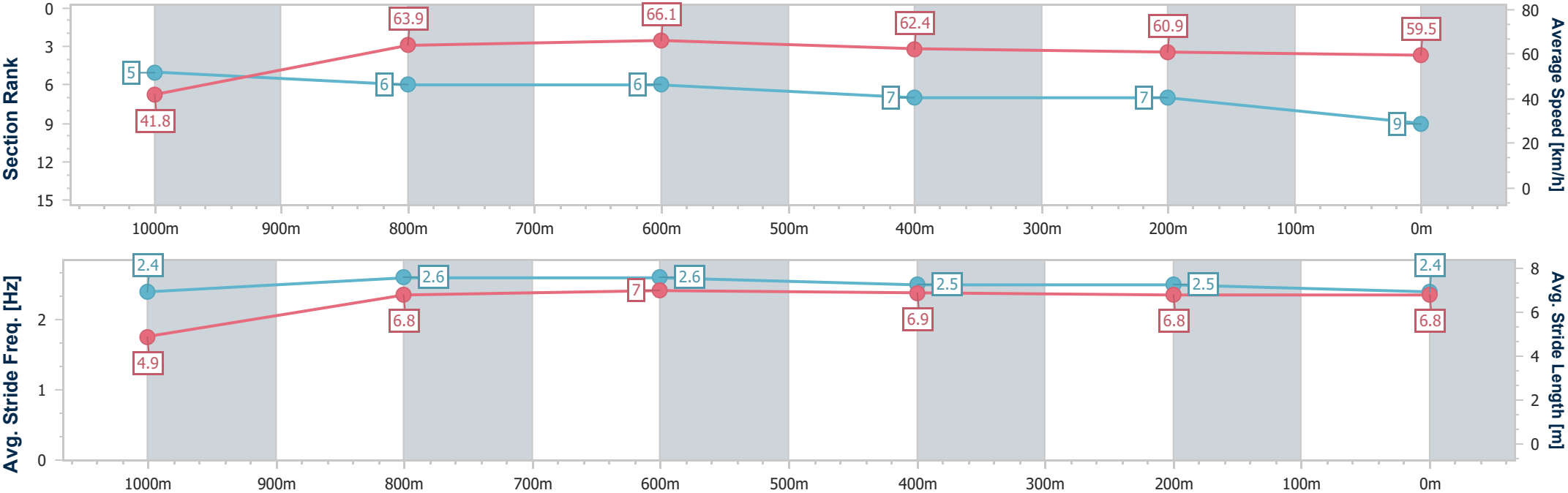
Horse/Jockey Name	Toute Sweet
Final Rank	9
Fastest Section Time (Section)	0:08.61 (Overall)
Top Speed [km/h] (Section)	67.9 (800m)
Race State	Finished



ToowoombaProfessional
Race 3: CARPET ONE TOOWOOMBA Class 3 Handicap - 1100m
03 January 2026 - 18:43
Track Rating: Good 3, Weather: Fine, Rail Position: True



Section	Overall	1000m	800m	600m	400m	200m							
Section Times	1:06.66 [9] (0:08.61)	0:58.05 [5] (0:11.50)	0:46.55 [6] (0:11.10)	0:35.45 [6] (0:11.55)	0:23.90 [7] (0:11.79)	0:12.11 [7] (0:12.11)							
Average Speed [km/h]	41.8	63.9	66.1	62.4	60.9	59.5							
Top Speed [km/h]	59.2	66.4	67.9	65.5	62.1	60.9							
Avg. Dist. to Rail [m]	6.9	6.2	3.7	0.9	0.9	3.4							
Avg. Stride Freq. [Hz]	2.4	2.6	2.6	2.5	2.5	2.4							
Avg. Stride Length [m]	4.9	6.8	7.0	6.9	6.8	6.8							





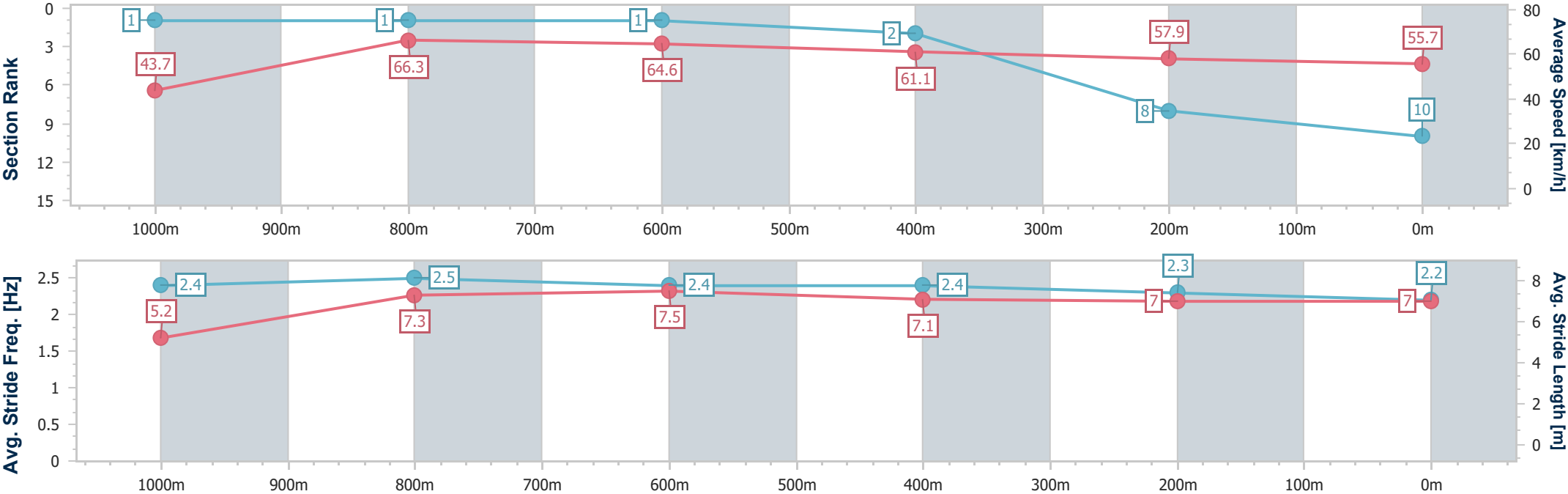
Horse/Jockey Name	Destiny Gungho
Final Rank	10
Fastest Section Time (Section)	0:08.31 (Overall)
Top Speed [km/h] (Section)	67.6 (1000m)
Race State	Finished



ToowoombaProfessional
Race 3: CARPET ONE TOOWOOMBA Class 3 Handicap - 1100m
03 January 2026 - 18:43
Track Rating: Good 3, Weather: Fine, Rail Position: True



Section	Overall	1000m	800m	600m	400m	200m							
Section Times	1:07.48 [10] (0:08.31)	0:59.17 [1] (0:10.98)	0:48.19 [1] (0:11.16)	0:37.03 [1] (0:11.75)	0:25.28 [2] (0:12.36)	0:12.92 [8] (0:12.92)							
Average Speed [km/h]	43.7	66.3	64.6	61.1	57.9	55.7							
Top Speed [km/h]	64.0	67.6	66.2	63.0	59.7	56.4							
Avg. Dist. to Rail [m]	11.3	4.5	0.5	0.4	1.3	0.7							
Avg. Stride Freq. [Hz]	2.4	2.5	2.4	2.4	2.3	2.2							
Avg. Stride Length [m]	5.2	7.3	7.5	7.1	7.0	7.0							





Toowoomba Professional

Race 4: TOOWOOMBA TRUCK SPARES BENCHMARK 70 Handicap - 1300m

03 January 2026 - 19:18



Track Rating: Good 3, Weather: Fine, Rail Position: True

Section						Overall	1200m	1000m	800m	600m	400m	Last 600m	
Field Times						1:18.90 (0:08.70)	1:10.20 (0:10.86)	0:59.34 (0:11.48)	0:47.86 (0:11.96)	0:35.90 (0:12.17)	0:23.73 (0:11.87)	0:35.90	
Rank	TAB	Horse/Jockey	Barrier	Top Speed [km/h]	Fastest Section								Distance Travelled [m]
1	5	TAKE A PICTURE	6	66.9	0:08.81	1:18.90 [1]	1:10.09 [3]	0:59.09 [4]	0:47.31 [4]	0:35.42 [4]	0:23.40 [3]	0:35.42	
		Olivia Webb		1200m	Overall	(0:08.81)	(0:11.00)	(0:11.78)	(0:11.89)	(0:12.02)	(0:11.54)		
2	1	EARL OF BANTRY	7	67.4	0:08.70	1:19.22 [2]	1:10.52 [1]	0:59.66 [1]	0:48.18 [1]	0:36.22 [1]	0:24.05 [1]	0:36.22 -3	
		Bella Youngberry		1200m	Overall	(0:08.70)	(0:10.86)	(0:11.48)	(0:11.96)	(0:12.17)	(0:11.97)		
3	9	THAT'S AN EXTRA	1	67.7	0:08.93	1:19.24 [3]	1:10.31 [4]	0:59.47 [3]	0:47.95 [3]	0:35.91 [3]	0:23.71 [5]	0:35.91 -1	
		Karl Zechner		1200m	Overall	(0:08.93)	(0:10.84)	(0:11.52)	(0:12.04)	(0:12.20)	(0:11.83)		
4	2	BIG BOY GEORGE	4	66.3	0:08.97	1:19.36 [4]	1:10.39 [5]	0:59.30 [5]	0:47.60 [6]	0:35.84 [5]	0:23.84 [4]	0:35.84 +2	
		Rob Thorburn		1200m	Overall	(0:08.97)	(0:11.09)	(0:11.70)	(0:11.76)	(0:12.00)	(0:11.73)		
5	10	NEVER GIVE UP	3	66.0	0:09.15	1:19.78 [5]	1:10.63 [6]	0:59.56 [6]	0:48.09 [5]	0:36.24 [6]	0:24.13 [6]	0:36.24 +0	
		Gary Geran		1200m	Overall	(0:09.15)	(0:11.07)	(0:11.47)	(0:11.85)	(0:12.11)	(0:11.96)		
6	3	GALWAY HUSSLER	5	67.9	0:08.71	1:21.13 [6]	1:12.42 [2]	1:01.49 [2]	0:49.94 [2]	0:38.06 [2]	0:25.66 [2]	0:38.06 -2	
		Nozi Tomizawa		1200m	Overall	(0:08.71)	(0:10.93)	(0:11.55)	(0:11.88)	(0:12.40)	(0:12.43)		
7	7	MICRO	2	66.5	0:10.21	1:23.11 [7]	1:12.90 [7]	1:01.77 [7]	0:50.50 [7]	0:38.94 [7]	0:26.72 [7]	0:38.94 -6	
		Paul Hamblin		1200m	Overall	(0:10.21)	(0:11.13)	(0:11.27)	(0:11.56)	(0:12.22)	(0:12.81)		

Scratched: Satay Chicken (#4), Dream Lantern (#6), Milton Road (#8)



Toowoomba Professional

Race 4: TOOWOOMBA TRUCK SPARES BENCHMARK 70 Handicap - 1300m

03 January 2026 - 19:18



Track Rating: Good 3, Weather: Fine, Rail Position: True

Section		200m					Last 600m		
Field Times		0:11.86 (0:11.86)					0:35.90		
Rank	TAB	Horse/Jockey	Barrier	Top Speed [km/h]	Fastest Section	Margin		Distance Travelled [m]	
1	5	TAKE A PICTURE	6	66.9	0:08.81	0:11.86 [1]	1:18.90	0:35.42	
		Olivia Webb		1200m	Overall	(0:11.86)			
2	1	EARL OF BANTRY	7	67.4	0:08.70	0:12.08 [2]	1.9L	0:36.22	-3
		Bella Youngberry		1200m	Overall	(0:12.08)			
3	9	THAT'S AN EXTRA	1	67.7	0:08.93	0:11.88 [4]	1.98L	0:35.91	-1
		Karl Zechner		1200m	Overall	(0:11.88)			
4	2	BIG BOY GEORGE	4	66.3	0:08.97	0:12.11 [3]	2.72L	0:35.84	+2
		Rob Thorburn		1200m	Overall	(0:12.11)			
5	10	NEVER GIVE UP	3	66.0	0:09.15	0:12.17 [5]	5.17L	0:36.24	+0
		Gary Geran		1200m	Overall	(0:12.17)			
6	3	GALWAY HUSSLER	5	67.9	0:08.71	0:13.23 [6]	13.13L	0:38.06	-2
		Nozi Tomizawa		1200m	Overall	(0:13.23)			
7	7	MICRO	2	66.5	0:10.21	0:13.91 [7]	24.79L	0:38.94	-6
		Paul Hamblin		1200m	Overall	(0:13.91)			

Scratched: Satay Chicken (#4), Dream Lantern (#6), Milton Road (#8)



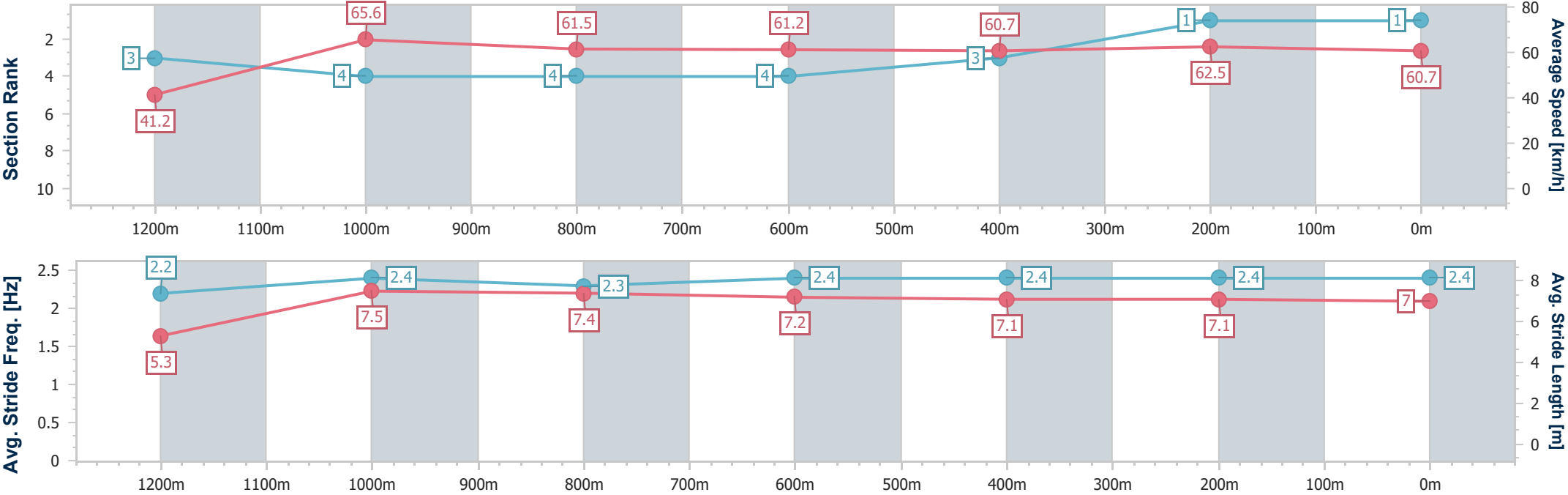
Horse/Jockey Name	Take A Picture
Final Rank	1
Fastest Section Time (Section)	0:08.81 (Overall)
Top Speed [km/h] (Section)	66.9 (1200m)
Race State	Finished



ToowoombaProfessional
Race 4: TOOWOOMBA TRUCK SPARES BENCHMARK 70
Handicap - 1300m
03 January 2026 - 19:18
Track Rating: Good 3, Weather: Fine, Rail Position: True



Section	Overall	1200m	1000m	800m	600m	400m	200m						
Section Times	1:18.90 [1] (0:08.81)	1:10.09 [3] (0:11.00)	0:59.09 [4] (0:11.78)	0:47.31 [4] (0:11.89)	0:35.42 [4] (0:12.02)	0:23.40 [3] (0:11.54)	0:11.86 [1] (0:11.86)						
Average Speed [km/h]	41.2	65.6	61.5	61.2	60.7	62.5	60.7						
Top Speed [km/h]	62.5	66.9	64.0	62.1	62.2	64.2	63.2						
Avg. Dist. to Rail [m]	11.0	4.6	3.0	2.5	2.2	1.3	0.9						
Avg. Stride Freq. [Hz]	2.2	2.4	2.3	2.4	2.4	2.4	2.4						
Avg. Stride Length [m]	5.3	7.5	7.4	7.2	7.1	7.1	7.0						





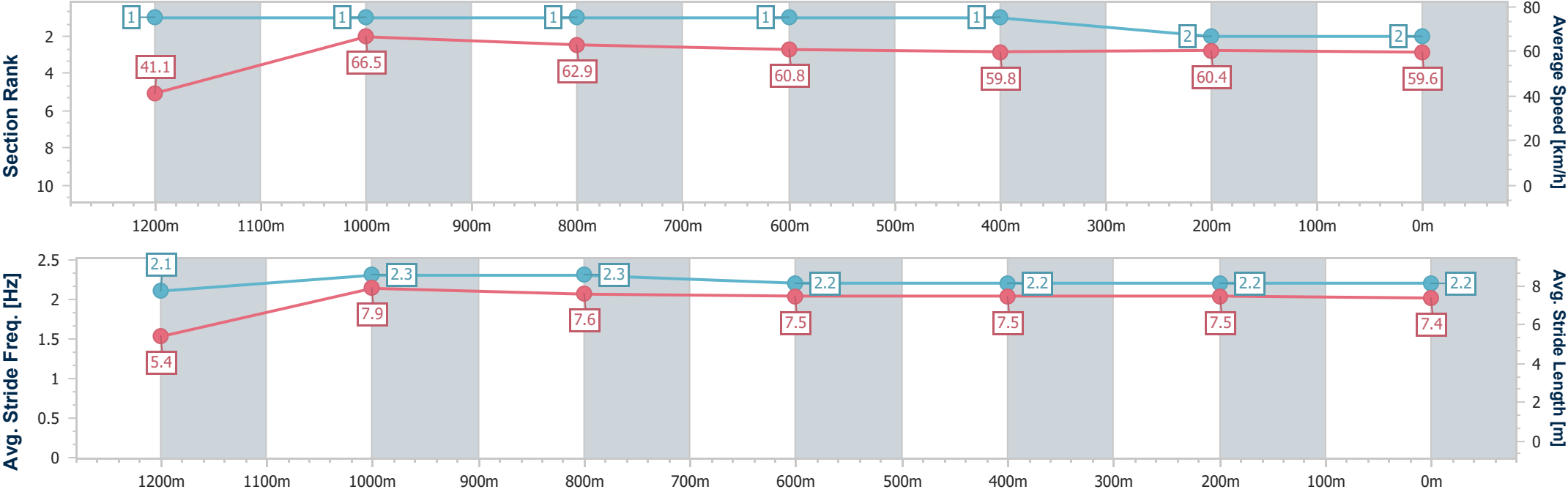
Horse/Jockey Name	Earl Of Bantry
Final Rank	2
Fastest Section Time (Section)	0:08.70 (Overall)
Top Speed [km/h] (Section)	67.4 (1200m)
Race State	Finished



ToowoombaProfessional
Race 4: TOOWOOMBA TRUCK SPARES BENCHMARK 70
Handicap - 1300m
03 January 2026 - 19:18
Track Rating: Good 3, Weather: Fine, Rail Position: True



Section	Overall	1200m	1000m	800m	600m	400m	200m						
Section Times	1:19.22 [2] (0:08.70)	1:10.52 [1] (0:10.86)	0:59.66 [1] (0:11.48)	0:48.18 [1] (0:11.96)	0:36.22 [1] (0:12.17)	0:24.05 [1] (0:11.97)	0:12.08 [2] (0:12.08)						
Average Speed [km/h]	41.1	66.5	62.9	60.8	59.8	60.4	59.6						
Top Speed [km/h]	65.5	67.4	64.2	62.3	60.7	61.5	61.0						
Avg. Dist. to Rail [m]	9.2	2.5	1.1	2.5	2.1	1.3	0.5						
Avg. Stride Freq. [Hz]	2.1	2.3	2.3	2.2	2.2	2.2	2.2						
Avg. Stride Length [m]	5.4	7.9	7.6	7.5	7.5	7.5	7.4						





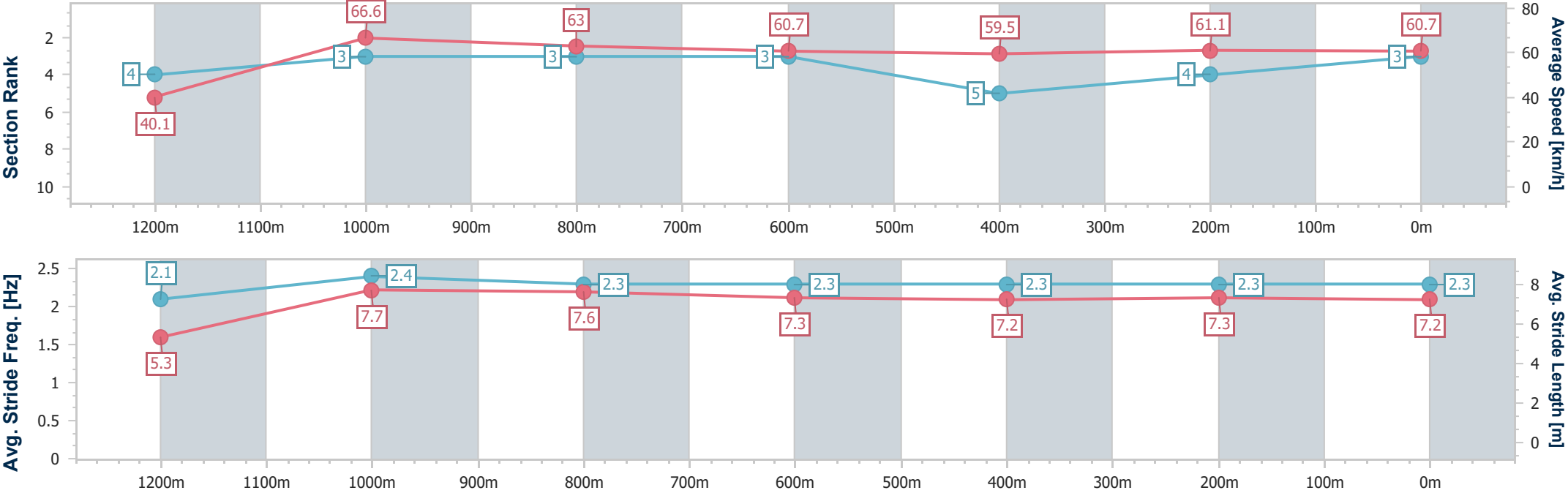
Horse/Jockey Name	That's An Extra
Final Rank	3
Fastest Section Time (Section)	0:08.93 (Overall)
Top Speed [km/h] (Section)	67.7 (1200m)
Race State	Finished



ToowoombaProfessional
Race 4: TOOWOOMBA TRUCK SPARES BENCHMARK 70
Handicap - 1300m
03 January 2026 - 19:18
Track Rating: Good 3, Weather: Fine, Rail Position: True



Section	Overall	1200m	1000m	800m	600m	400m	200m						
Section Times	1:19.24 [3] (0:08.93)	1:10.31 [4] (0:10.84)	0:59.47 [3] (0:11.52)	0:47.95 [3] (0:12.04)	0:35.91 [3] (0:12.20)	0:23.71 [5] (0:11.83)	0:11.88 [4] (0:11.88)						
Average Speed [km/h]	40.1	66.6	63.0	60.7	59.5	61.1	60.7						
Top Speed [km/h]	63.1	67.7	65.7	62.8	62.1	62.5	61.6						
Avg. Dist. to Rail [m]	3.3	1.6	2.3	3.3	2.0	1.6	2.4						
Avg. Stride Freq. [Hz]	2.1	2.4	2.3	2.3	2.3	2.3	2.3						
Avg. Stride Length [m]	5.3	7.7	7.6	7.3	7.2	7.3	7.2						





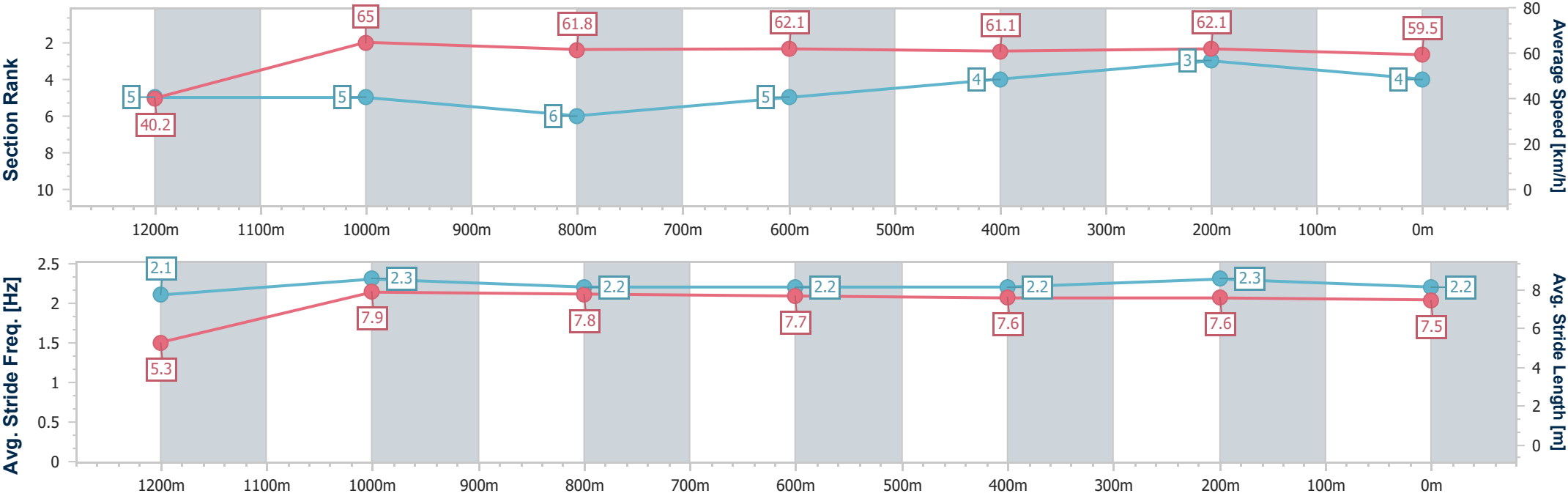
Horse/Jockey Name	Big Boy George
Final Rank	4
Fastest Section Time (Section)	0:08.97 (Overall)
Top Speed [km/h] (Section)	66.3 (1200m)
Race State	Finished



ToowoombaProfessional
Race 4: TOOWOOMBA TRUCK SPARES BENCHMARK 70
Handicap - 1300m
03 January 2026 - 19:18
Track Rating: Good 3, Weather: Fine, Rail Position: True



Section	Overall	1200m	1000m	800m	600m	400m	200m						
Section Times	1:19.36 [4] (0:08.97)	1:10.39 [5] (0:11.09)	0:59.30 [5] (0:11.70)	0:47.60 [6] (0:11.76)	0:35.84 [5] (0:12.00)	0:23.84 [4] (0:11.73)	0:12.11 [3] (0:12.11)						
Average Speed [km/h]	40.2	65.0	61.8	62.1	61.1	62.1	59.5						
Top Speed [km/h]	60.6	66.3	64.6	62.9	62.2	63.0	62.2						
Avg. Dist. to Rail [m]	7.1	2.3	1.7	3.5	3.6	4.1	3.0						
Avg. Stride Freq. [Hz]	2.1	2.3	2.2	2.2	2.2	2.3	2.2						
Avg. Stride Length [m]	5.3	7.9	7.8	7.7	7.6	7.6	7.5						





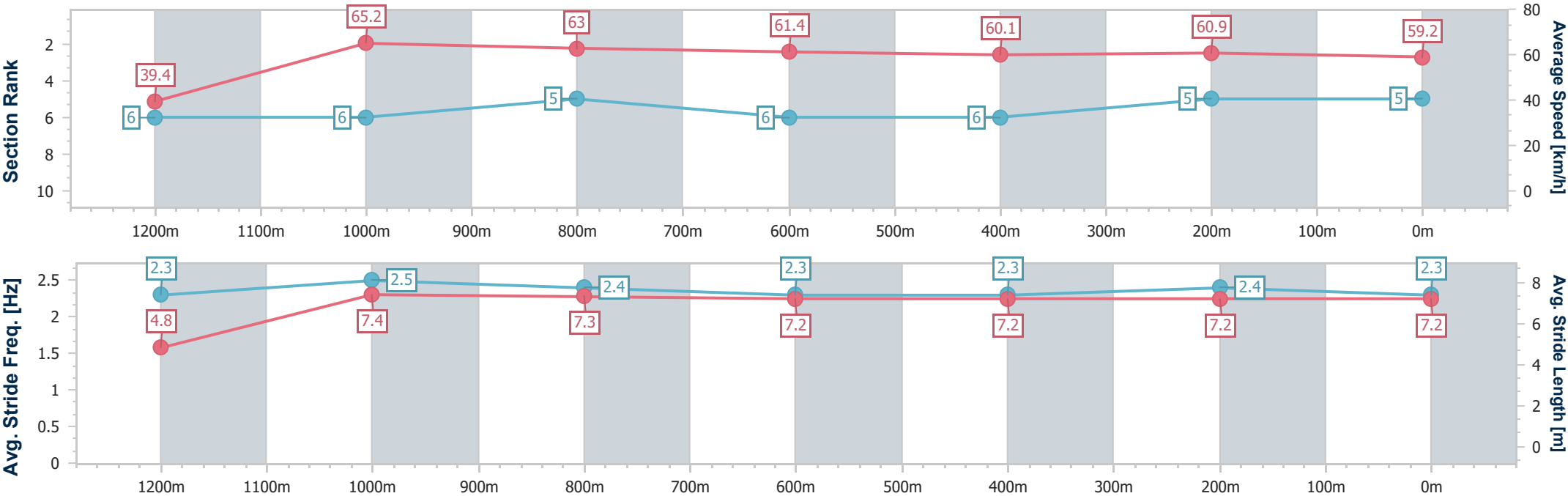
Horse/Jockey Name	Never Give Up
Final Rank	5
Fastest Section Time (Section)	0:09.15 (Overall)
Top Speed [km/h] (Section)	66.0 (1200m)
Race State	Finished



ToowoombaProfessional
Race 4: TOOWOOMBA TRUCK SPARES BENCHMARK 70
Handicap - 1300m
03 January 2026 - 19:18
Track Rating: Good 3, Weather: Fine, Rail Position: True



Section	Overall	1200m	1000m	800m	600m	400m	200m						
Section Times	1:19.78 [5] (0:09.15)	1:10.63 [6] (0:11.07)	0:59.56 [6] (0:11.47)	0:48.09 [5] (0:11.85)	0:36.24 [6] (0:12.11)	0:24.13 [6] (0:11.96)	0:12.17 [5] (0:12.17)						
Average Speed [km/h]	39.4	65.2	63.0	61.4	60.1	60.9	59.2						
Top Speed [km/h]	60.9	66.0	65.6	62.9	61.4	62.2	61.1						
Avg. Dist. to Rail [m]	6.7	2.5	2.3	2.3	2.7	3.2	2.9						
Avg. Stride Freq. [Hz]	2.3	2.5	2.4	2.3	2.3	2.4	2.3						
Avg. Stride Length [m]	4.8	7.4	7.3	7.2	7.2	7.2	7.2						





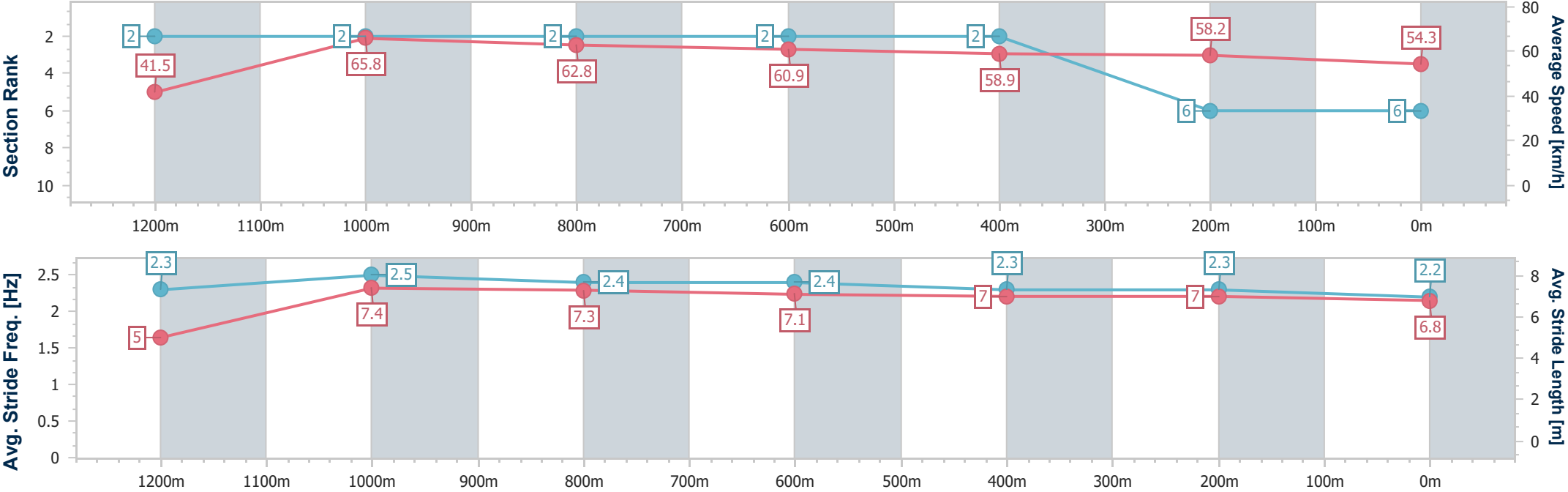
Horse/Jockey Name	Galway Hussler
Final Rank	6
Fastest Section Time (Section)	0:08.71 (Overall)
Top Speed [km/h] (Section)	67.9 (1200m)
Race State	Finished



ToowoombaProfessional
Race 4: TOOWOOMBA TRUCK SPARES BENCHMARK 70
Handicap - 1300m
03 January 2026 - 19:18
Track Rating: Good 3, Weather: Fine, Rail Position: True



Section	Overall	1200m	1000m	800m	600m	400m	200m						
Section Times	1:21.13 [6] (0:08.71)	1:12.42 [2] (0:10.93)	1:01.49 [2] (0:11.55)	0:49.94 [2] (0:11.88)	0:38.06 [2] (0:12.40)	0:25.66 [2] (0:12.43)	0:13.23 [6] (0:13.23)						
Average Speed [km/h]	41.5	65.8	62.8	60.9	58.9	58.2	54.3						
Top Speed [km/h]	62.3	67.9	64.8	62.0	61.2	59.6	56.0						
Avg. Dist. to Rail [m]	7.2	2.8	2.3	2.3	2.8	1.1	1.6						
Avg. Stride Freq. [Hz]	2.3	2.5	2.4	2.4	2.3	2.3	2.2						
Avg. Stride Length [m]	5.0	7.4	7.3	7.1	7.0	7.0	6.8						





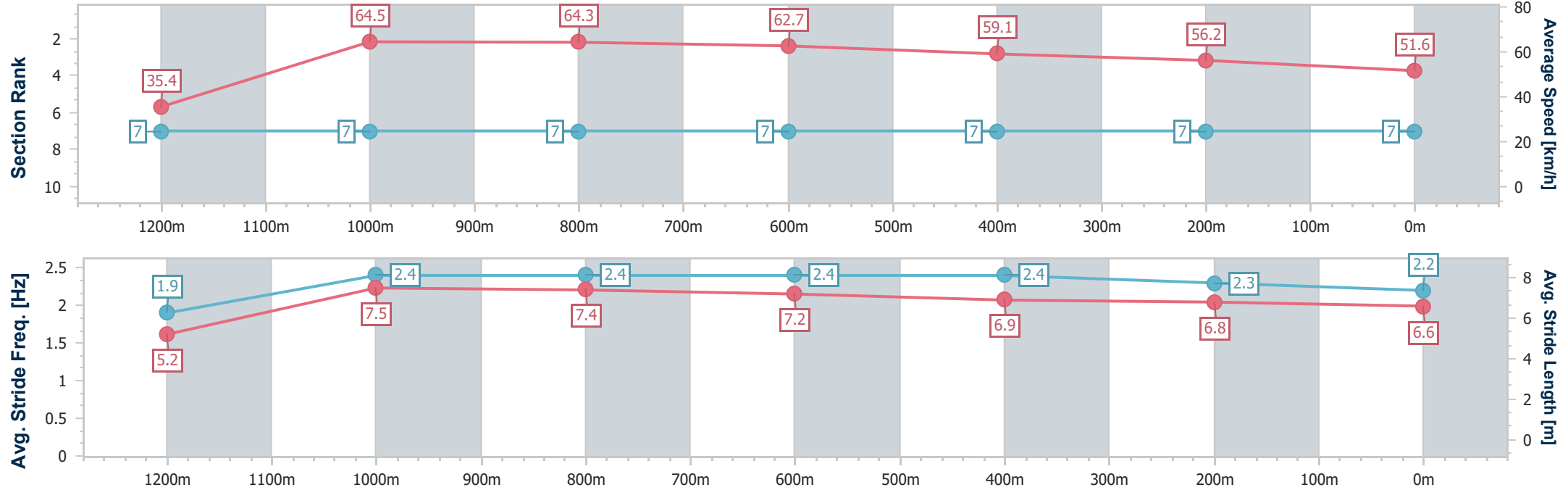
Horse/Jockey Name	Micro
Final Rank	7
Fastest Section Time (Section)	0:10.21 (Overall)
Top Speed [km/h] (Section)	66.5 (1200m)
Race State	Finished



ToowoombaProfessional
Race 4: TOOWOOMBA TRUCK SPARES BENCHMARK 70
Handicap - 1300m
03 January 2026 - 19:18
Track Rating: Good 3, Weather: Fine, Rail Position: True



Section	Overall	1200m	1000m	800m	600m	400m	200m						
Section Times	1:23.11 [7] (0:10.21)	1:12.90 [7] (0:11.13)	1:01.77 [7] (0:11.27)	0:50.50 [7] (0:11.56)	0:38.94 [7] (0:12.22)	0:26.72 [7] (0:12.81)	0:13.91 [7] (0:13.91)						
Average Speed [km/h]	35.4	64.5	64.3	62.7	59.1	56.2	51.6						
Top Speed [km/h]	60.0	66.5	66.5	63.9	61.3	58.2	54.7						
Avg. Dist. to Rail [m]	6.0	2.3	2.1	0.9	0.9	0.6	0.4						
Avg. Stride Freq. [Hz]	1.9	2.4	2.4	2.4	2.4	2.3	2.2						
Avg. Stride Length [m]	5.2	7.5	7.4	7.2	6.9	6.8	6.6						





Toowoomba Professional

Race 5: Wholesale Horsewear House Maiden Handicap - 1200m

03 January 2026 - 19:58



Track Rating: Good 4, Weather: Fine, Rail Position: True

Section						Overall	1000m	800m	600m	400m	200m	Last 600m		
Field Times						1:13.65 (0:13.72)	0:59.93 (0:11.96)	0:47.97 (0:11.69)	0:36.28 (0:12.15)	0:24.13 (0:12.14)	0:11.99 (0:11.99)	0:36.28		
Rank	TAB	Horse/Jockey	Barrier	Top Speed [km/h]	Fastest Section							Margin	Distance Travelled [m]	
1	1	LINTHORPE LUCK	6	64.5	0:11.64	1:13.65 [1]	0:59.45 [5]	0:47.36 [9]	0:35.36 [9]	0:23.42 [8]	0:11.64 [5]	1:13.65	0:35.36	
		Fiona Sandkuhl		Overall	200m	(0:14.20)	(0:12.09)	(0:12.00)	(0:11.94)	(0:11.78)	(0:11.64)			
2	9	MAFIOSA	1	65.3	0:11.75	1:13.96 [2]	0:59.73 [6]	0:47.98 [6]	0:36.19 [5]	0:24.18 [4]	0:12.10 [4]	1.82L	0:36.19	-11
		Karl Zechner		Overall	1000m	(0:14.23)	(0:11.75)	(0:11.79)	(0:12.01)	(0:12.08)	(0:12.10)			
3	16	KINDLY	7	64.6	0:11.61	1:13.98 [3]	0:59.79 [4]	0:48.18 [4]	0:36.38 [3]	0:24.33 [3]	0:12.32 [1]	1.91L	0:36.38	-4
		Olivia Webb		1000m	1000m	(0:14.19)	(0:11.61)	(0:11.80)	(0:12.05)	(0:12.01)	(0:12.32)			
4	3	ROYAL EDITION	8	65.2	0:11.36	1:14.33 [4]	0:59.96 [9]	0:48.60 [2]	0:36.96 [1]	0:24.81 [1]	0:12.64 [2]	4.01L	0:36.96	-1
		Adin Thompson		1000m	1000m	(0:14.37)	(0:11.36)	(0:11.64)	(0:12.15)	(0:12.17)	(0:12.64)			
5	7	SICILIAN WARRIOR	4	65.2	0:11.76	1:14.62 [5]	1:00.02 [11]	0:48.08 [10]	0:36.32 [10]	0:24.26 [10]	0:12.22 [7]	5.69L	0:36.32	-9
		Gary Geran		Overall	800m	(0:14.60)	(0:11.94)	(0:11.76)	(0:12.06)	(0:12.04)	(0:12.22)			
6	2	REVANTAS	11	63.8	0:11.90	1:14.81 [6]	1:00.84 [3]	0:48.86 [5]	0:36.96 [6]	0:24.71 [6]	0:12.49 [6]	6.78L	0:36.96	-1
		Paul Randall		Overall	800m	(0:13.97)	(0:11.98)	(0:11.90)	(0:12.25)	(0:12.22)	(0:12.49)			
7	18	DESERT DAWN	3	64.6	0:11.83	1:15.17 [7]	1:01.45 [1]	0:49.49 [1]	0:37.66 [2]	0:25.63 [2]	0:13.33 [3]	8.94L	0:37.66	-9
		Olivia Kendal		Overall	800m	(0:13.72)	(0:11.96)	(0:11.83)	(0:12.03)	(0:12.30)	(0:13.33)			
8	5	GRIGIA	2	62.1	0:11.77	1:15.19 [8]	1:00.95 [7]	0:48.95 [8]	0:37.18 [7]	0:24.97 [7]	0:12.74 [8]	9.02L	0:37.18	-10
		Hannah Richardson		Overall	800m	(0:14.24)	(0:12.00)	(0:11.77)	(0:12.21)	(0:12.23)	(0:12.74)			
9	8	XTRAVAGANT FRIEND	5	63.5	0:11.85	1:15.73 [9]	1:01.47 [8]	0:49.62 [7]	0:37.63 [8]	0:25.42 [9]	0:12.87 [10]	12.21L	0:37.63	+3
		Kenji Yoshida		Overall	1000m	(0:14.26)	(0:11.85)	(0:11.99)	(0:12.21)	(0:12.55)	(0:12.87)			
10	4	BELLE FRANCAIS	9	65.5	0:12.06	1:15.86 [10]	1:01.47 [10]	0:49.30 [11]	0:37.24 [11]	0:25.06 [11]	0:12.67 [11]	12.97L	0:37.24	+0
		Jason Taylor		Overall	800m	(0:14.39)	(0:12.17)	(0:12.06)	(0:12.18)	(0:12.39)	(0:12.67)			

Scratched: Laetoli (#11), Global Currency (#13), Choceclair (#14), Blackjack (#15), Prince Of Synergy (#10), Cosmic Arc (#12), Harrythewiz (#6)



Toowoomba Professional

Race 5: Wholesale Horsewear House Maiden Handicap - 1200m

03 January 2026 - 19:58



Track Rating: Good 4, Weather: Fine, Rail Position: True

Section					Overall	1000m	800m	600m	400m	200m	Last 600m			
Field Times					1:13.65 (0:13.72)	0:59.93 (0:11.96)	0:47.97 (0:11.69)	0:36.28 (0:12.15)	0:24.13 (0:12.14)	0:11.99 (0:11.99)	0:36.28			
Rank	TAB	Horse/Jockey	Barrier	Top Speed [km/h]	Fastest Section						Margin	Distance Travelled [m]		
11	17	EARTHAXEAZE	10	65.5	0:11.91	1:16.24 [11]	1:02.38 [2]	0:50.47 [3]	0:38.54 [4]	0:26.31 [5]	0:13.52 [9]	15.19L	0:38.54	-4
		Montanna Savva		Overall	1000m	(0:13.86)	(0:11.91)	(0:11.93)	(0:12.23)	(0:12.79)	(0:13.52)			

Scratched: Laetoli (#11), Global Currency (#13), Choceclair (#14), Blackjack (#15), Prince Of Synergy (#10), Cosmic Arc (#12), Harrythewiz (#6)



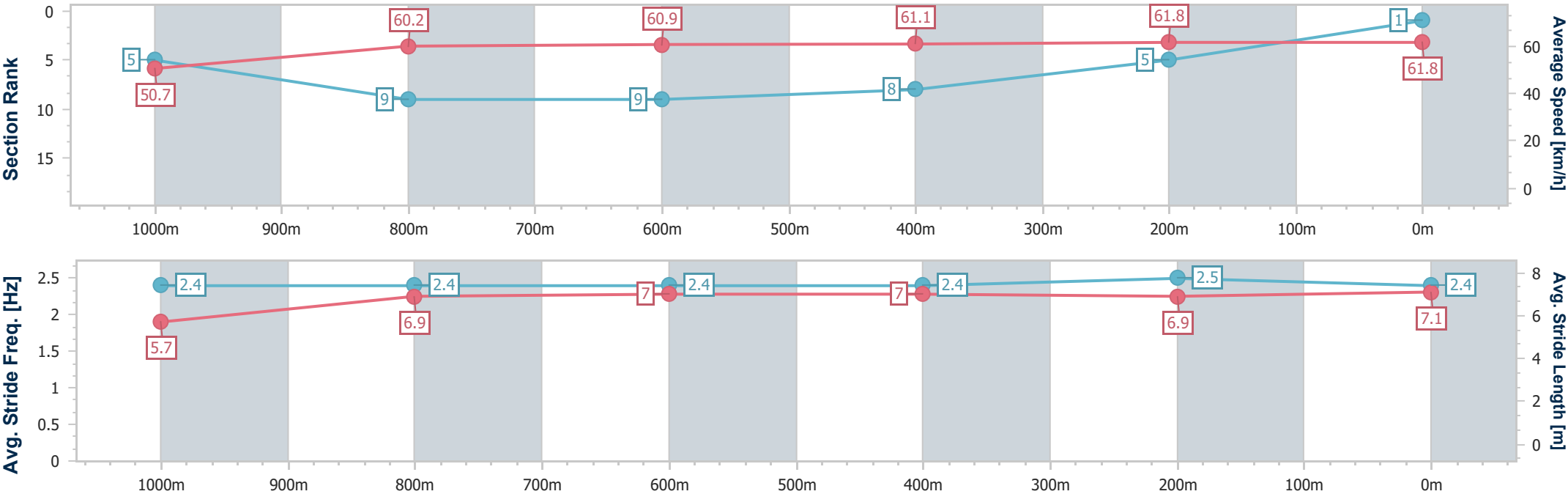
Horse/Jockey Name	Linthorpe Luck
Final Rank	1
Fastest Section Time (Section)	0:11.64 (200m)
Top Speed [km/h] (Section)	64.5 (Overall)
Race State	Finished



ToowoombaProfessional
Race 5: Wholesale Horsewear House Maiden Handicap - 1200m
03 January 2026 - 19:58
Track Rating: Good 4, Weather: Fine, Rail Position: True



Section	Overall	1000m	800m	600m	400m	200m							
Section Times	1:13.65 [1] (0:14.20)	0:59.45 [5] (0:12.09)	0:47.36 [9] (0:12.00)	0:35.36 [9] (0:11.94)	0:23.42 [8] (0:11.78)	0:11.64 [5] (0:11.64)							
Average Speed [km/h]	50.7	60.2	60.9	61.1	61.8	61.8							
Top Speed [km/h]	64.5	61.5	62.2	62.0	62.6	62.2							
Avg. Dist. to Rail [m]	7.7	3.3	4.0	3.4	2.6	1.7							
Avg. Stride Freq. [Hz]	2.4	2.4	2.4	2.4	2.5	2.4							
Avg. Stride Length [m]	5.7	6.9	7.0	7.0	6.9	7.1							





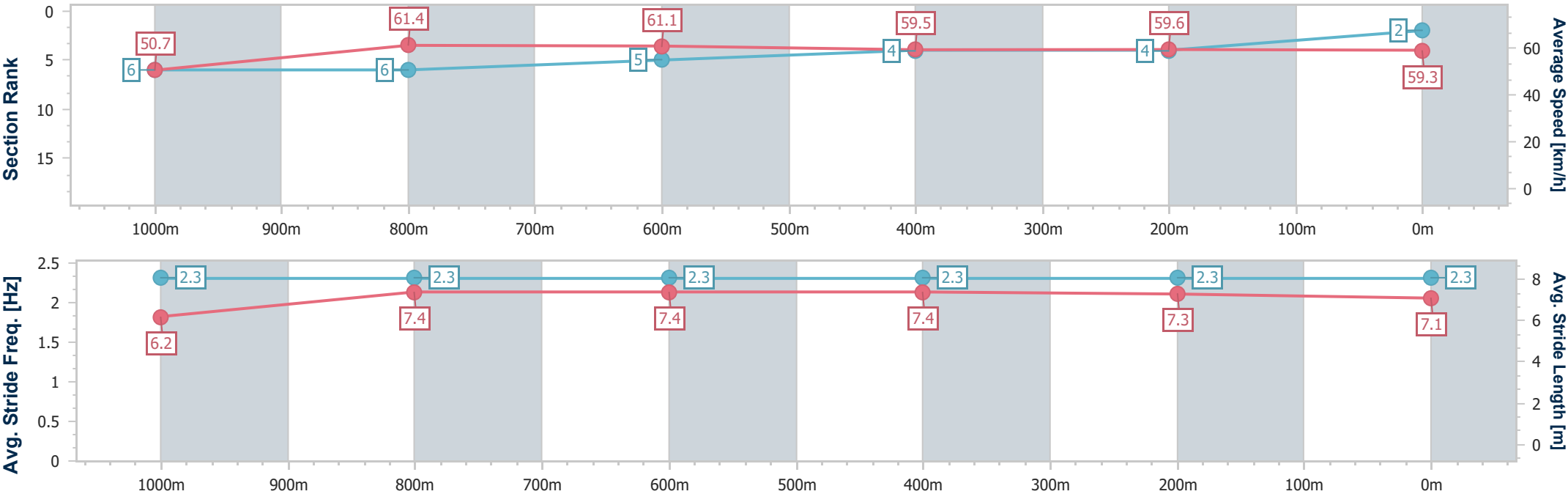
Horse/Jockey Name	Mafiosa
Final Rank	2
Fastest Section Time (Section)	0:11.75 (1000m)
Top Speed [km/h] (Section)	65.3 (Overall)
Race State	Finished



ToowoombaProfessional
Race 5: Wholesale Horsewear House Maiden Handicap - 1200m
03 January 2026 - 19:58
Track Rating: Good 4, Weather: Fine, Rail Position: True



Section	Overall	1000m	800m	600m	400m	200m							
Section Times	1:13.96 [2] (0:14.23)	0:59.73 [6] (0:11.75)	0:47.98 [6] (0:11.79)	0:36.19 [5] (0:12.01)	0:24.18 [4] (0:12.08)	0:12.10 [4] (0:12.10)							
Average Speed [km/h]	50.7	61.4	61.1	59.5	59.6	59.3							
Top Speed [km/h]	65.3	64.9	62.7	60.6	60.1	60.1							
Avg. Dist. to Rail [m]	1.8	0.8	0.3	0.9	1.0	0.3							
Avg. Stride Freq. [Hz]	2.3	2.3	2.3	2.3	2.3	2.3							
Avg. Stride Length [m]	6.2	7.4	7.4	7.4	7.3	7.1							





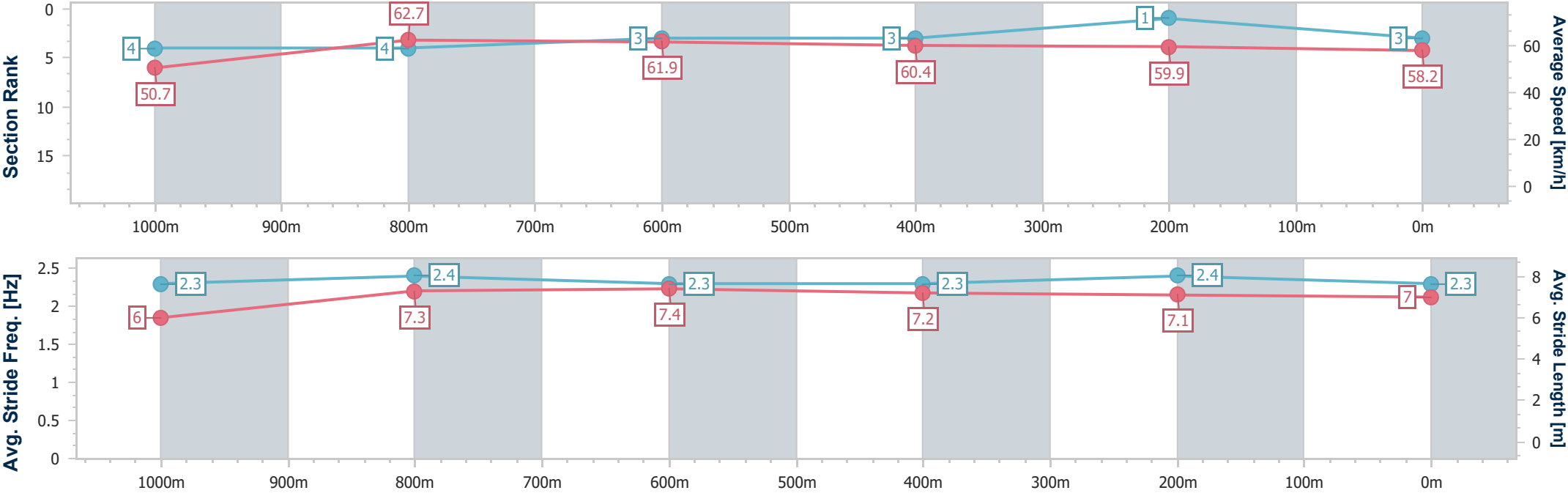
Horse/Jockey Name	Kindly
Final Rank	3
Fastest Section Time (Section)	0:11.61 (1000m)
Top Speed [km/h] (Section)	64.6 (1000m)
Race State	Finished



ToowoombaProfessional
Race 5: Wholesale Horsewear House Maiden Handicap - 1200m
03 January 2026 - 19:58
Track Rating: Good 4, Weather: Fine, Rail Position: True



Section	Overall	1000m	800m	600m	400m	200m							
Section Times	1:13.98 [3] (0:14.19)	0:59.79 [4] (0:11.61)	0:48.18 [4] (0:11.80)	0:36.38 [3] (0:12.05)	0:24.33 [3] (0:12.01)	0:12.32 [1] (0:12.32)							
Average Speed [km/h]	50.7	62.7	61.9	60.4	59.9	58.2							
Top Speed [km/h]	64.3	64.6	62.9	61.8	60.9	59.2							
Avg. Dist. to Rail [m]	7.5	4.1	3.6	2.0	0.5	0.5							
Avg. Stride Freq. [Hz]	2.3	2.4	2.3	2.3	2.4	2.3							
Avg. Stride Length [m]	6.0	7.3	7.4	7.2	7.1	7.0							





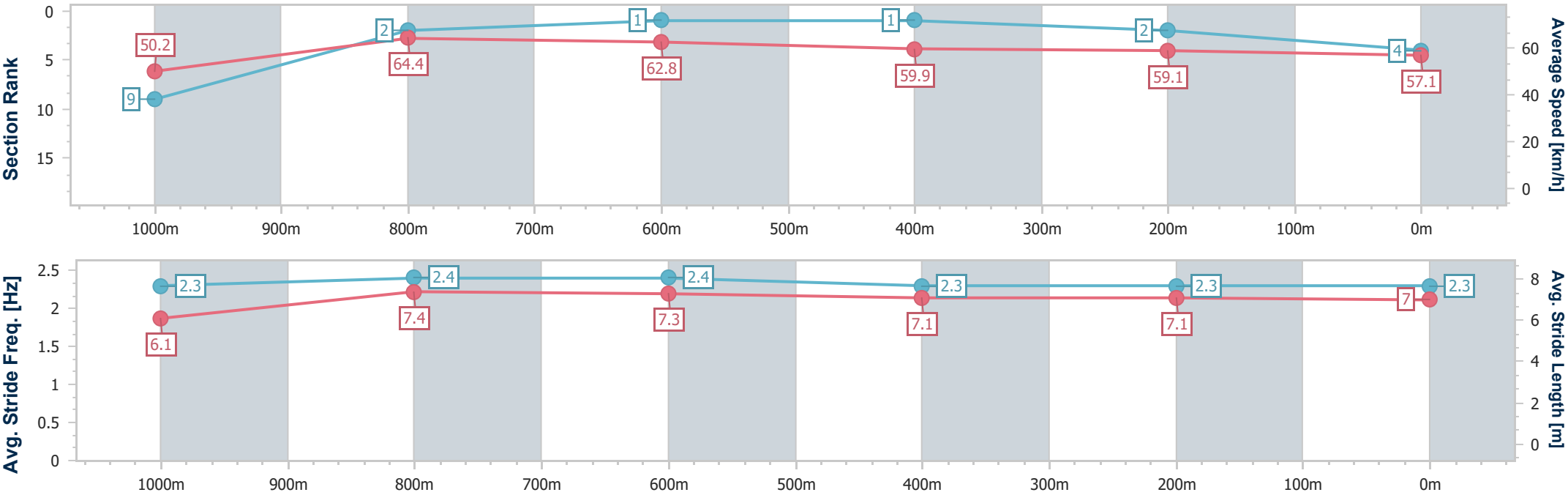
Horse/Jockey Name	Royal Edition
Final Rank	4
Fastest Section Time (Section)	0:11.36 (1000m)
Top Speed [km/h] (Section)	65.2 (1000m)
Race State	Finished



ToowoombaProfessional
Race 5: Wholesale Horsewear House Maiden Handicap - 1200m
03 January 2026 - 19:58
Track Rating: Good 4, Weather: Fine, Rail Position: True



Section	Overall	1000m	800m	600m	400m	200m							
Section Times	1:14.33 [4] (0:14.37)	0:59.96 [9] (0:11.36)	0:48.60 [2] (0:11.64)	0:36.96 [1] (0:12.15)	0:24.81 [1] (0:12.17)	0:12.64 [2] (0:12.64)							
Average Speed [km/h]	50.2	64.4	62.8	59.9	59.1	57.1							
Top Speed [km/h]	64.7	65.2	64.7	61.6	60.4	58.9							
Avg. Dist. to Rail [m]	10.0	5.7	3.0	1.8	0.6	0.4							
Avg. Stride Freq. [Hz]	2.3	2.4	2.4	2.3	2.3	2.3							
Avg. Stride Length [m]	6.1	7.4	7.3	7.1	7.1	7.0							





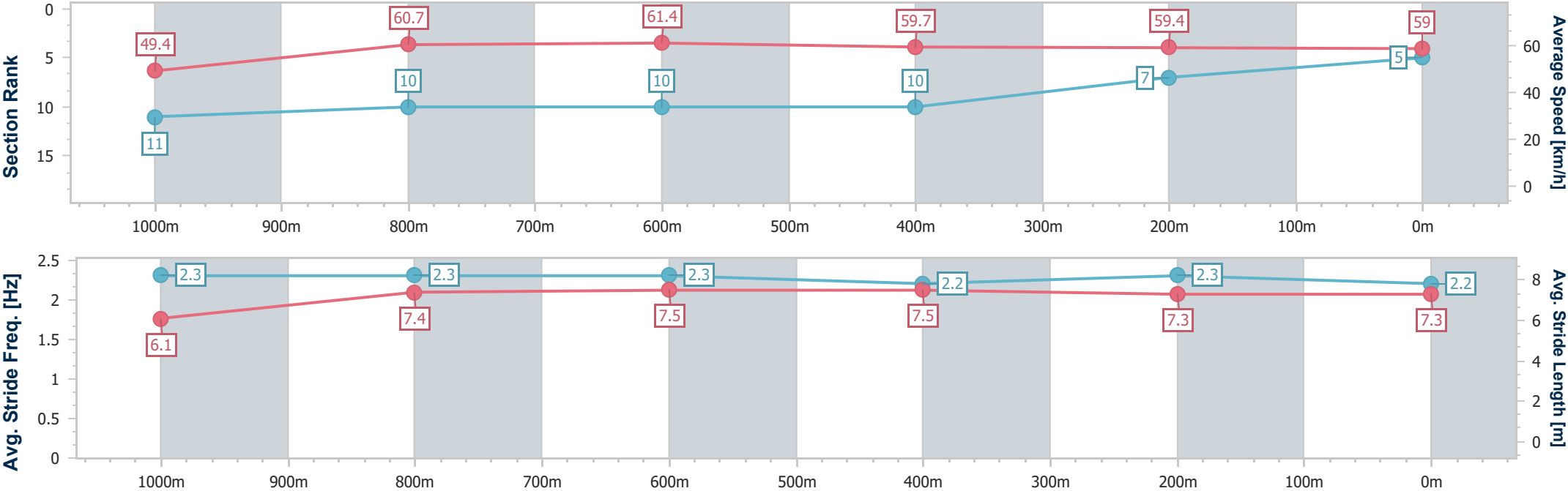
Horse/Jockey Name	Sicilian Warrior
Final Rank	5
Fastest Section Time (Section)	0:11.76 (800m)
Top Speed [km/h] (Section)	65.2 (Overall)
Race State	Finished



ToowoombaProfessional
Race 5: Wholesale Horsewear House Maiden Handicap - 1200m
03 January 2026 - 19:58
Track Rating: Good 4, Weather: Fine, Rail Position: True



Section	Overall	1000m	800m	600m	400m	200m							
Section Times	1:14.62 [5] (0:14.60)	1:00.02 [11] (0:11.94)	0:48.08 [10] (0:11.76)	0:36.32 [10] (0:12.06)	0:24.26 [10] (0:12.04)	0:12.22 [7] (0:12.22)							
Average Speed [km/h]	49.4	60.7	61.4	59.7	59.4	59.0							
Top Speed [km/h]	65.2	61.8	62.3	62.3	60.1	60.0							
Avg. Dist. to Rail [m]	5.3	2.6	0.8	0.5	1.5	0.9							
Avg. Stride Freq. [Hz]	2.3	2.3	2.3	2.2	2.3	2.2							
Avg. Stride Length [m]	6.1	7.4	7.5	7.5	7.3	7.3							





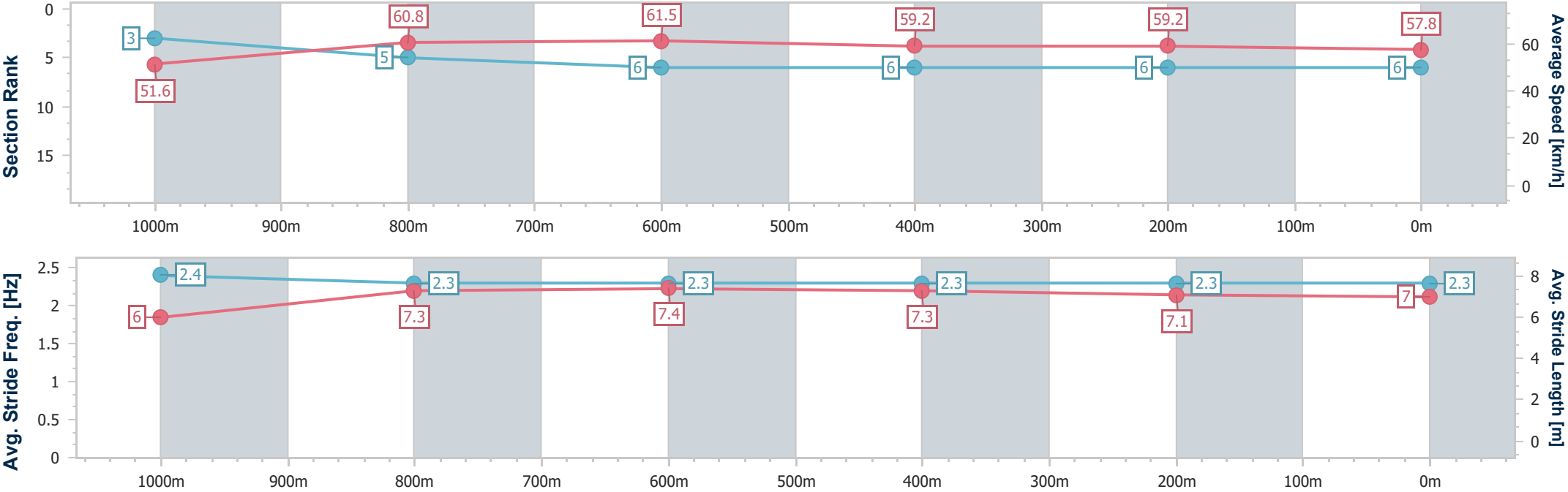
Horse/Jockey Name	Revantas
Final Rank	6
Fastest Section Time (Section)	0:11.90 (800m)
Top Speed [km/h] (Section)	63.8 (Overall)
Race State	Finished



ToowoombaProfessional
Race 5: Wholesale Horsewear House Maiden Handicap - 1200m
03 January 2026 - 19:58
Track Rating: Good 4, Weather: Fine, Rail Position: True



Section	Overall	1000m	800m	600m	400m	200m						
Section Times	1:14.81 [6] (0:13.97)	1:00.84 [3] (0:11.98)	0:48.86 [5] (0:11.90)	0:36.96 [6] (0:12.25)	0:24.71 [6] (0:12.22)	0:12.49 [6] (0:12.49)						
Average Speed [km/h]	51.6	60.8	61.5	59.2	59.2	57.8						
Top Speed [km/h]	63.8	63.1	63.2	60.1	59.9	59.3						
Avg. Dist. to Rail [m]	9.9	4.2	3.2	1.9	1.7	4.3						
Avg. Stride Freq. [Hz]	2.4	2.3	2.3	2.3	2.3	2.3						
Avg. Stride Length [m]	6.0	7.3	7.4	7.3	7.1	7.0						





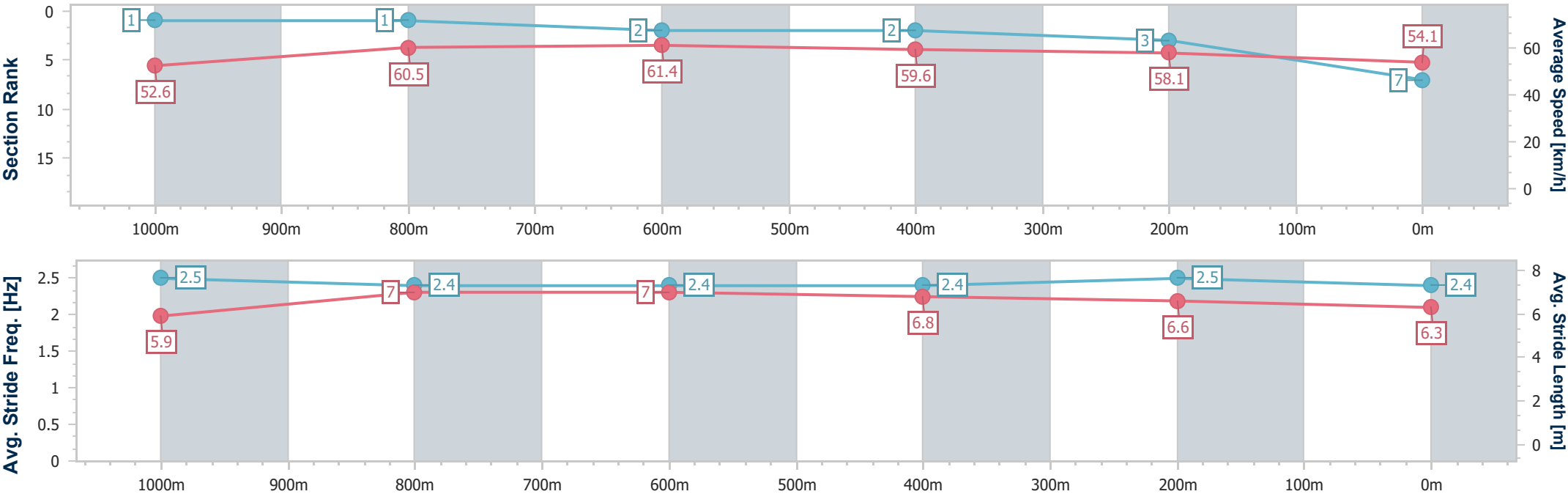
Horse/Jockey Name	Desert Dawn
Final Rank	7
Fastest Section Time (Section)	0:11.83 (800m)
Top Speed [km/h] (Section)	64.6 (Overall)
Race State	Finished



ToowoombaProfessional
Race 5: Wholesale Horsewear House Maiden Handicap - 1200m
03 January 2026 - 19:58
Track Rating: Good 4, Weather: Fine, Rail Position: True



Section	Overall	1000m	800m	600m	400m	200m							
Section Times	1:15.17 [7] (0:13.72)	1:01.45 [1] (0:11.96)	0:49.49 [1] (0:11.83)	0:37.66 [2] (0:12.03)	0:25.63 [2] (0:12.30)	0:13.33 [3] (0:13.33)							
Average Speed [km/h]	52.6	60.5	61.4	59.6	58.1	54.1							
Top Speed [km/h]	64.6	63.1	63.3	61.5	59.6	56.1							
Avg. Dist. to Rail [m]	5.2	2.3	1.5	0.8	1.8	1.4							
Avg. Stride Freq. [Hz]	2.5	2.4	2.4	2.4	2.5	2.4							
Avg. Stride Length [m]	5.9	7.0	7.0	6.8	6.6	6.3							





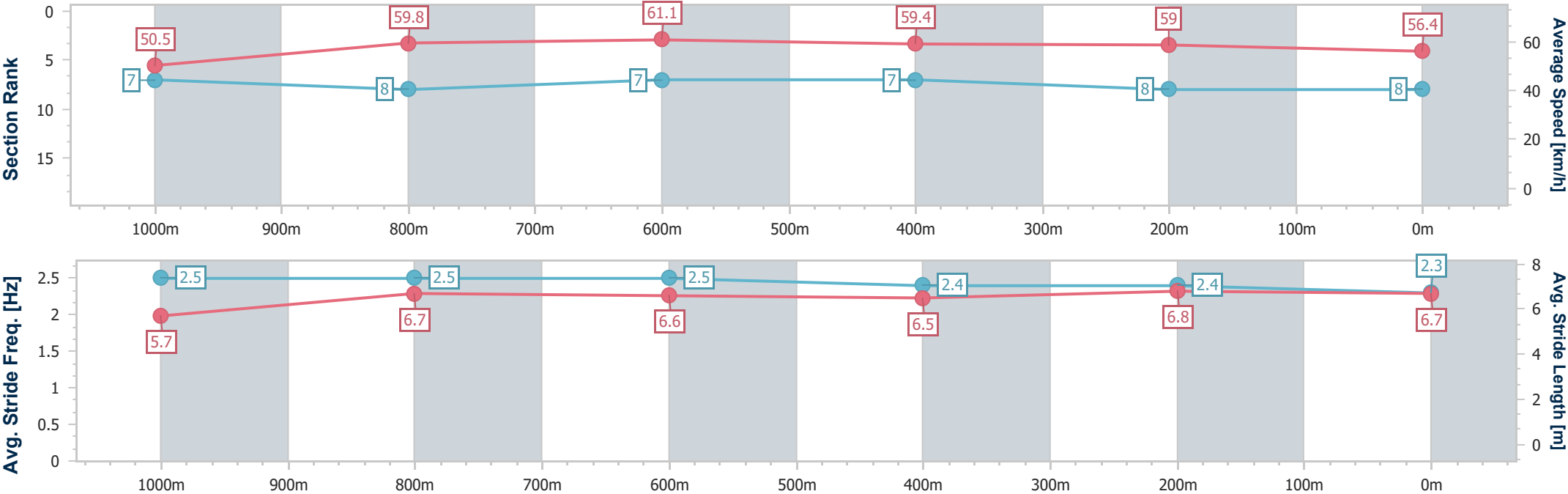
Horse/Jockey Name	Grigia
Final Rank	8
Fastest Section Time (Section)	0:11.77 (800m)
Top Speed [km/h] (Section)	62.1 (Overall)
Race State	Finished



ToowoombaProfessional
Race 5: Wholesale Horsewear House Maiden Handicap - 1200m
03 January 2026 - 19:58
Track Rating: Good 4, Weather: Fine, Rail Position: True



Section	Overall	1000m	800m	600m	400m	200m							
Section Times	1:15.19 [8] (0:14.24)	1:00.95 [7] (0:12.00)	0:48.95 [8] (0:11.77)	0:37.18 [7] (0:12.21)	0:24.97 [7] (0:12.23)	0:12.74 [8] (0:12.74)							
Average Speed [km/h]	50.5	59.8	61.1	59.4	59.0	56.4							
Top Speed [km/h]	62.1	61.1	61.6	61.4	59.6	58.4							
Avg. Dist. to Rail [m]	2.9	0.8	0.7	1.0	1.2	1.9							
Avg. Stride Freq. [Hz]	2.5	2.5	2.5	2.4	2.4	2.3							
Avg. Stride Length [m]	5.7	6.7	6.6	6.5	6.8	6.7							





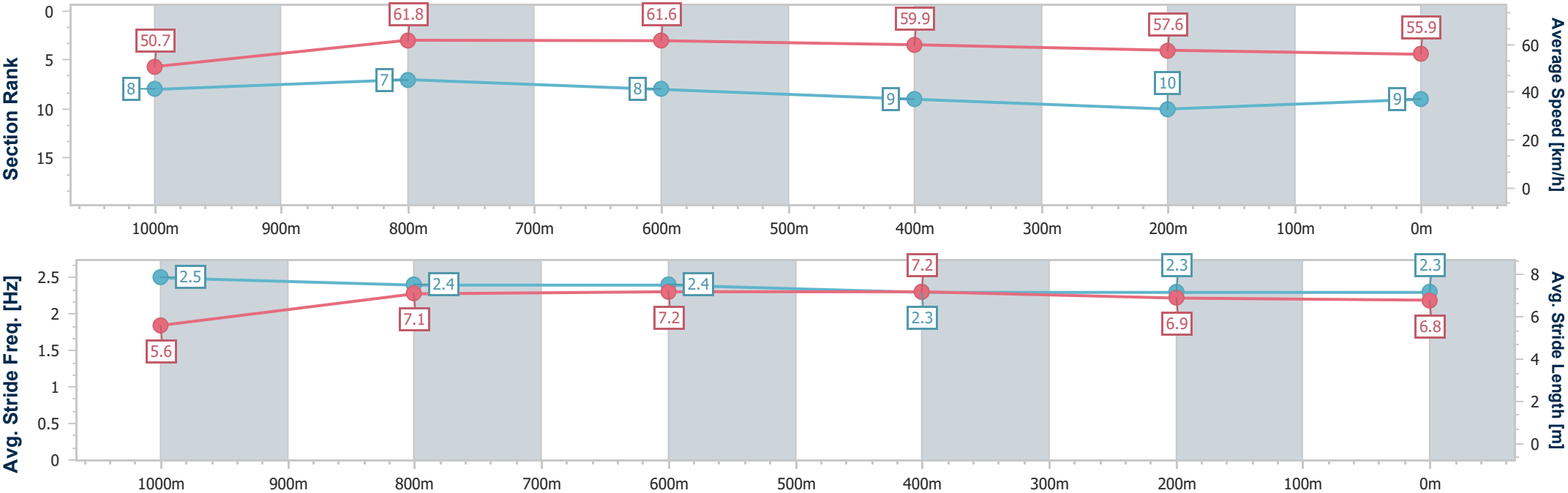
Horse/Jockey Name	Xtravagant Friend
Final Rank	9
Fastest Section Time (Section)	0:11.85 (1000m)
Top Speed [km/h] (Section)	63.5 (Overall)
Race State	Finished



ToowoombaProfessional
Race 5: Wholesale Horsewear House Maiden Handicap - 1200m
03 January 2026 - 19:58
Track Rating: Good 4, Weather: Fine, Rail Position: True



Section	Overall	1000m	800m	600m	400m	200m								
Section Times	1:15.73 [9] (0:14.26)	1:01.47 [8] (0:11.85)	0:49.62 [7] (0:11.99)	0:37.63 [8] (0:12.21)	0:25.42 [9] (0:12.55)	0:12.87 [10] (0:12.87)								
Average Speed [km/h]	50.7	61.8	61.6	59.9	57.6	55.9								
Top Speed [km/h]	63.5	63.4	62.4	60.9	58.8	57.2								
Avg. Dist. to Rail [m]	6.7	5.9	6.2	3.4	1.7	2.4								
Avg. Stride Freq. [Hz]	2.5	2.4	2.4	2.3	2.3	2.3								
Avg. Stride Length [m]	5.6	7.1	7.2	7.2	6.9	6.8								





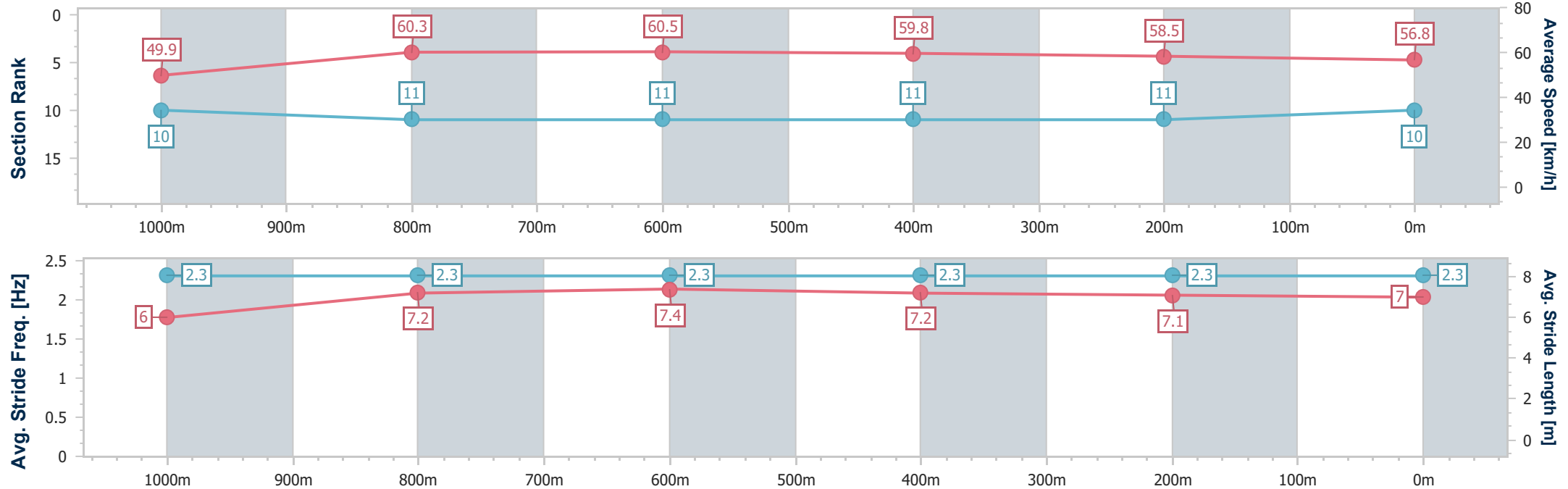
Horse/Jockey Name	Belle Francais
Final Rank	10
Fastest Section Time (Section)	0:12.06 (800m)
Top Speed [km/h] (Section)	65.5 (Overall)
Race State	Finished



Toowoomba Professional
Race 5: Wholesale Horsewear House Maiden Handicap - 1200m
03 January 2026 - 19:58
Track Rating: Good 4, Weather: Fine, Rail Position: True



Section	Overall	1000m	800m	600m	400m	200m							
Section Times	1:15.86 [10] (0:14.39)	1:01.47 [10] (0:12.17)	0:49.30 [11] (0:12.06)	0:37.24 [11] (0:12.18)	0:25.06 [11] (0:12.39)	0:12.67 [11] (0:12.67)							
Average Speed [km/h]	49.9	60.3	60.5	59.8	58.5	56.8							
Top Speed [km/h]	65.5	61.7	62.1	61.7	59.4	57.6							
Avg. Dist. to Rail [m]	9.7	5.8	3.8	2.2	1.4	2.8							
Avg. Stride Freq. [Hz]	2.3	2.3	2.3	2.3	2.3	2.3							
Avg. Stride Length [m]	6.0	7.2	7.4	7.2	7.1	7.0							





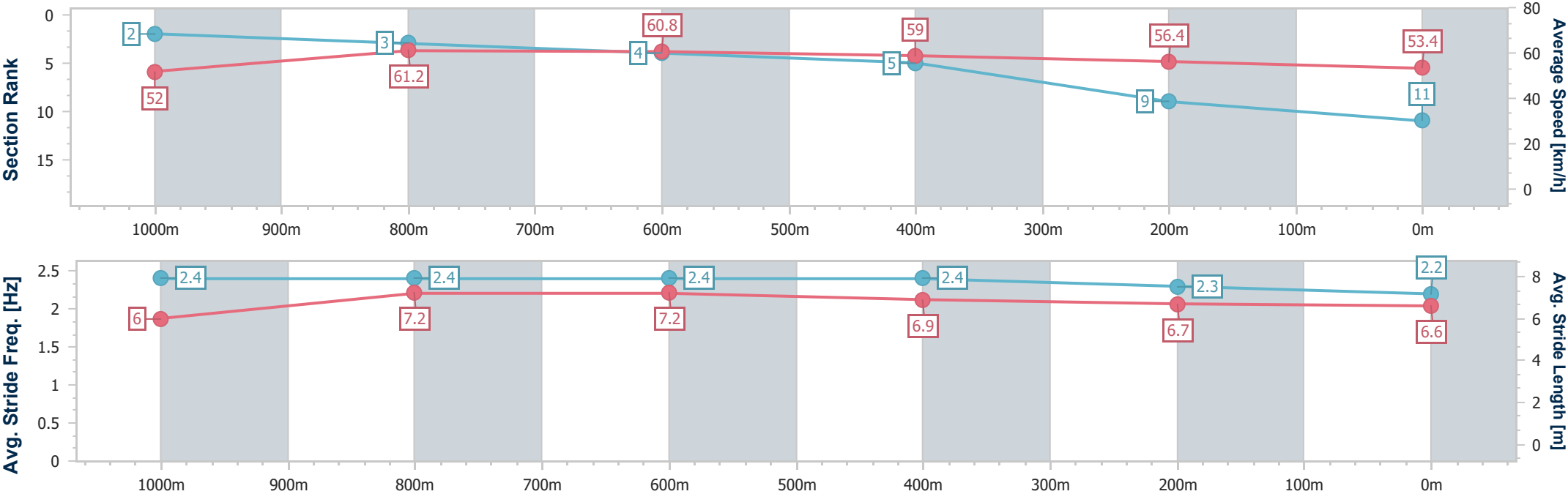
Horse/Jockey Name	Earthaxeaze
Final Rank	11
Fastest Section Time (Section)	0:11.91 (1000m)
Top Speed [km/h] (Section)	65.5 (Overall)
Race State	Finished



ToowoombaProfessional
Race 5: Wholesale Horsewear House Maiden Handicap - 1200m
03 January 2026 - 19:58
Track Rating: Good 4, Weather: Fine, Rail Position: True



Section	Overall	1000m	800m	600m	400m	200m							
Section Times	1:16.24 [11] (0:13.86)	1:02.38 [2] (0:11.91)	0:50.47 [3] (0:11.93)	0:38.54 [4] (0:12.23)	0:26.31 [5] (0:12.79)	0:13.52 [9] (0:13.52)							
Average Speed [km/h]	52.0	61.2	60.8	59.0	56.4	53.4							
Top Speed [km/h]	65.5	62.9	62.2	60.9	57.8	54.9							
Avg. Dist. to Rail [m]	8.8	3.7	1.7	1.0	1.0	1.1							
Avg. Stride Freq. [Hz]	2.4	2.4	2.4	2.4	2.3	2.2							
Avg. Stride Length [m]	6.0	7.2	7.2	6.9	6.7	6.6							





Toowoomba Professional
Race 6: LAWRENCE & HANSON QTIS Three-Years-Old Maiden Handicap
- 1000m

03 January 2026 - 20:42



Track Rating: Good 3, Weather: Fine, Rail Position: True

Section						Overall	800m	600m	400m	200m				Last 600m		
Field Times						0:59.48 (0:13.58)	0:45.90 (0:11.36)	0:34.54 (0:11.47)	0:23.07 (0:11.47)	0:11.60 (0:11.60)				0:34.54		
Rank	TAB	Horse/Jockey	Barrier	Top Speed [km/h]	Fastest Section									Margin	Distance Travelled [m]	
1	2	HOWDOYOUZOU	9	69.6	0:11.36	0:59.48 [1]	0:45.90 [1]	0:34.54 [1]	0:23.07 [1]	0:11.60 [1]	0:59.48	0:34.54				
		Les Tilley		Overall	800m	(0:13.58)	(0:11.36)	(0:11.47)	(0:11.47)	(0:11.60)						
2	14	BENT BRIDGE	7	67.2	0:11.27	0:59.83 [2]	0:45.91 [4]	0:34.64 [4]	0:23.10 [4]	0:11.63 [2]	2.06L	0:34.64 +7				
		Olivia Kendal		Overall	800m	(0:13.92)	(0:11.27)	(0:11.54)	(0:11.47)	(0:11.63)						
3	1	RUTHVEN RUSH	4	68.8	0:11.03	1:00.23 [3]	0:45.86 [5]	0:34.83 [5]	0:23.38 [5]	0:11.87 [4]	4.38L	0:34.83 -4				
		Gary Geran		Overall	800m	(0:14.37)	(0:11.03)	(0:11.45)	(0:11.51)	(0:11.87)						
4	5	ENTERPRISE KHAN	3	67.2	0:11.32	1:00.40 [4]	0:46.56 [2]	0:35.24 [3]	0:23.68 [2]	0:12.04 [3]	5.41L	0:35.24 +3				
		Colleen Krahnen		Overall	800m	(0:13.84)	(0:11.32)	(0:11.56)	(0:11.64)	(0:12.04)						
5	11	TASSORTIUM	5	67.8	0:10.91	1:00.51 [5]	0:45.91 [7]	0:35.00 [6]	0:23.55 [6]	0:12.07 [5]	6.06L	0:35.00 -1				
		Adin Thompson		800m	800m	(0:14.60)	(0:10.91)	(0:11.45)	(0:11.48)	(0:12.07)						
6	3	IN THE HOLE TIGER	2	67.3	0:11.24	1:00.73 [6]	0:46.26 [6]	0:35.02 [7]	0:23.54 [7]	0:11.97 [7]	7.36L	0:35.02 -4				
		Hannah Richardson		Overall	800m	(0:14.47)	(0:11.24)	(0:11.48)	(0:11.57)	(0:11.97)						
7	12	BRAVE LIKE LILY	6	66.5	0:11.24	1:01.10 [7]	0:47.20 [3]	0:35.96 [2]	0:24.37 [3]	0:12.58 [6]	9.49L	0:35.96 +5				
		Montanna Savva		Overall	800m	(0:13.90)	(0:11.24)	(0:11.59)	(0:11.79)	(0:12.58)						
8	8	OUTATICK	8	63.9	0:11.51	1:02.67 [8]	0:47.84 [8]	0:36.33 [8]	0:24.57 [8]	0:12.70 [8]	18.76L	0:36.33 +0				
		Jade Metcalfe		Overall	800m	(0:14.83)	(0:11.51)	(0:11.76)	(0:11.87)	(0:12.70)						

Scratched: Gypsy Joy (#7), Head Of The River (#9), Laetoli (#10), Mafiosa (#6), Yeah Buddy (#4), San Gimignano (#13)



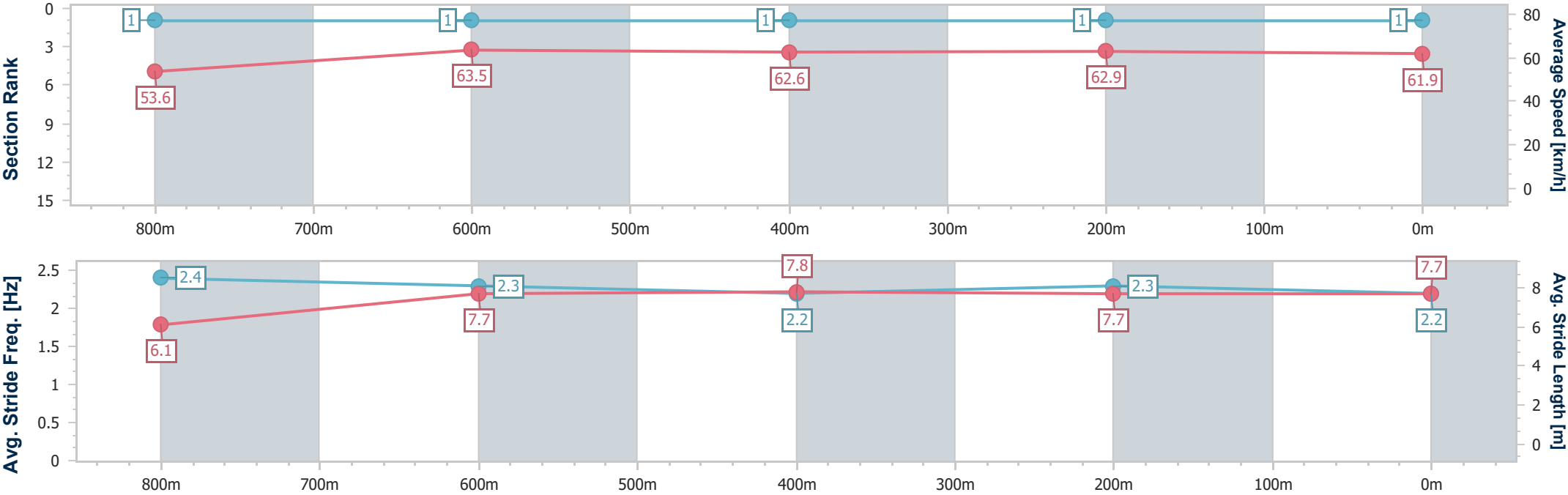
Horse/Jockey Name	Howdoyouzou
Final Rank	1
Fastest Section Time (Section)	0:11.36 (800m)
Top Speed [km/h] (Section)	69.6 (Overall)
Race State	Finished



ToowoombaProfessional
Race 6: LAWRENCE & HANSON QTIS Three-Years-Old Maiden
Handicap - 1000m
03 January 2026 - 20:42
Track Rating: Good 3, Weather: Fine, Rail Position: True



Section	Overall	800m	600m	400m	200m										
Section Times	0:59.48 [1] (0:13.58)	0:45.90 [1] (0:11.36)	0:34.54 [1] (0:11.47)	0:23.07 [1] (0:11.47)	0:11.60 [1] (0:11.60)										
Average Speed [km/h]	53.6	63.5	62.6	62.9	61.9										
Top Speed [km/h]	69.6	64.4	64.2	64.6	63.4										
Avg. Dist. to Rail [m]	6.9	0.8	0.4	0.7	0.6										
Avg. Stride Freq. [Hz]	2.4	2.3	2.2	2.3	2.2										
Avg. Stride Length [m]	6.1	7.7	7.8	7.7	7.7										





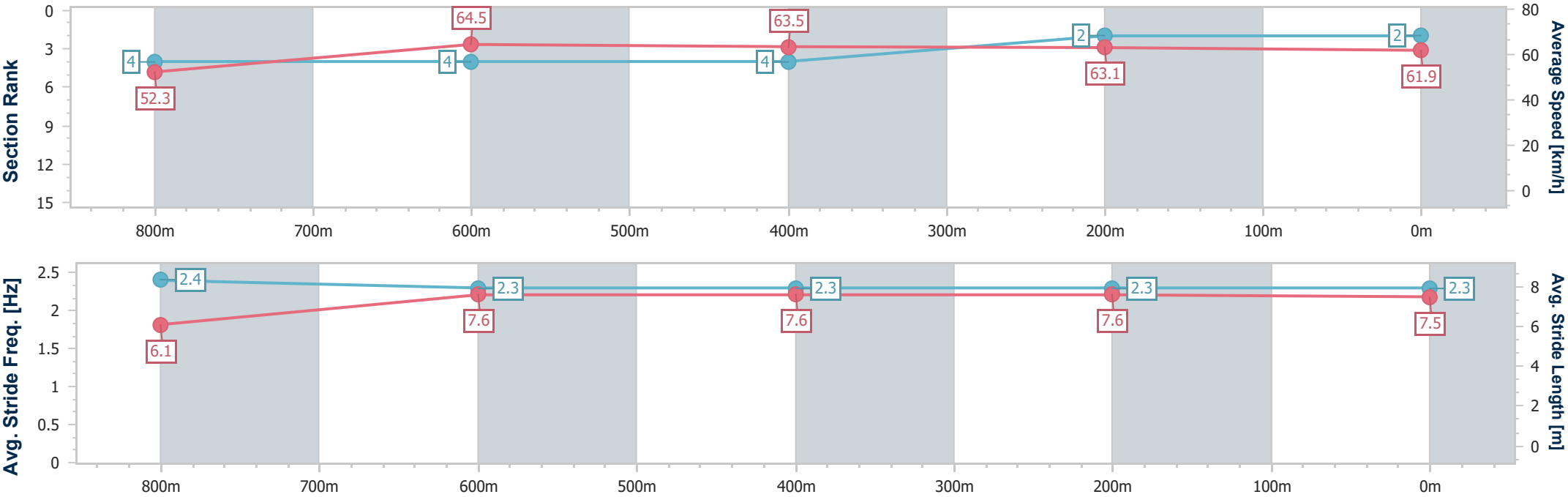
Horse/Jockey Name	Bent Bridge
Final Rank	2
Fastest Section Time (Section)	0:11.27 (800m)
Top Speed [km/h] (Section)	67.2 (Overall)
Race State	Finished



ToowoombaProfessional
Race 6: LAWRENCE & HANSON QTIS Three-Years-Old Maiden
Handicap - 1000m
03 January 2026 - 20:42
Track Rating: Good 3, Weather: Fine, Rail Position: True



Section	Overall	800m	600m	400m	200m										
Section Times	0:59.83 [2] (0:13.92)	0:45.91 [4] (0:11.27)	0:34.64 [4] (0:11.54)	0:23.10 [4] (0:11.47)	0:11.63 [2] (0:11.63)										
Average Speed [km/h]	52.3	64.5	63.5	63.1	61.9										
Top Speed [km/h]	67.2	66.7	64.5	63.8	62.8										
Avg. Dist. to Rail [m]	6.9	3.1	3.3	2.0	4.2										
Avg. Stride Freq. [Hz]	2.4	2.3	2.3	2.3	2.3										
Avg. Stride Length [m]	6.1	7.6	7.6	7.6	7.5										





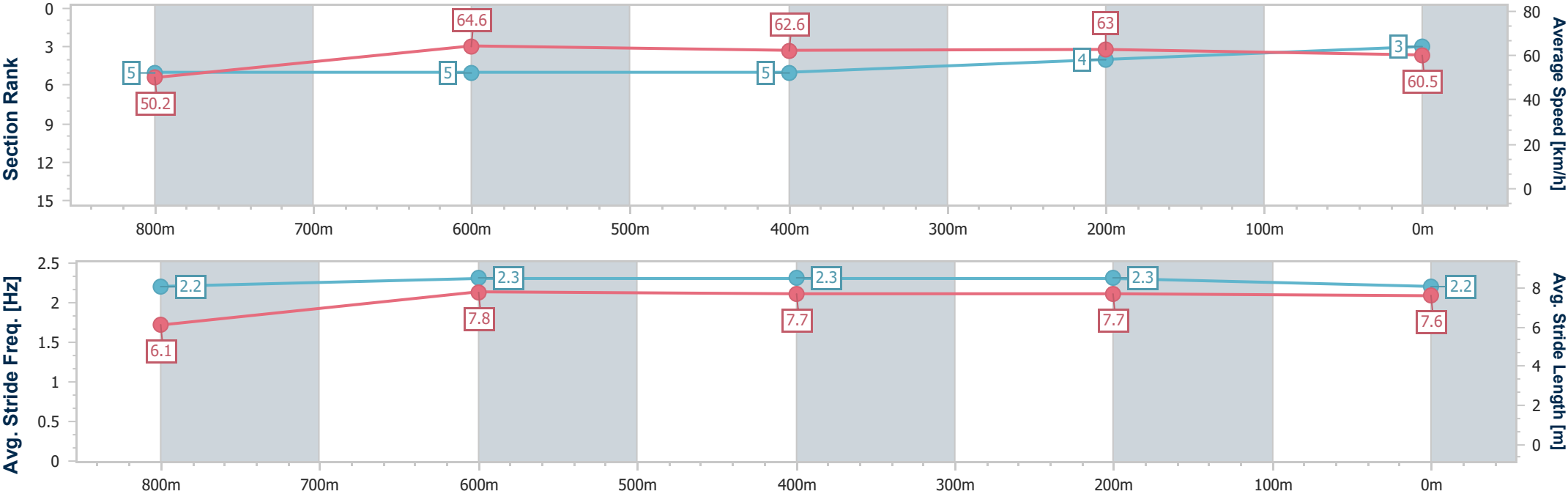
Horse/Jockey Name	Ruthven Rush
Final Rank	3
Fastest Section Time (Section)	0:11.03 (800m)
Top Speed [km/h] (Section)	68.8 (Overall)
Race State	Finished



ToowoombaProfessional
Race 6: LAWRENCE & HANSON QTIS Three-Years-Old Maiden
Handicap - 1000m
03 January 2026 - 20:42
Track Rating: Good 3, Weather: Fine, Rail Position: True



Section	Overall	800m	600m	400m	200m										
Section Times	1:00.23 [3] (0:14.37)	0:45.86 [5] (0:11.03)	0:34.83 [5] (0:11.45)	0:23.38 [5] (0:11.51)	0:11.87 [4] (0:11.87)										
Average Speed [km/h]	50.2	64.6	62.6	63.0	60.5										
Top Speed [km/h]	68.8	67.1	64.3	64.0	62.6										
Avg. Dist. to Rail [m]	4.4	2.6	0.7	2.3	5.2										
Avg. Stride Freq. [Hz]	2.2	2.3	2.3	2.3	2.2										
Avg. Stride Length [m]	6.1	7.8	7.7	7.7	7.6										





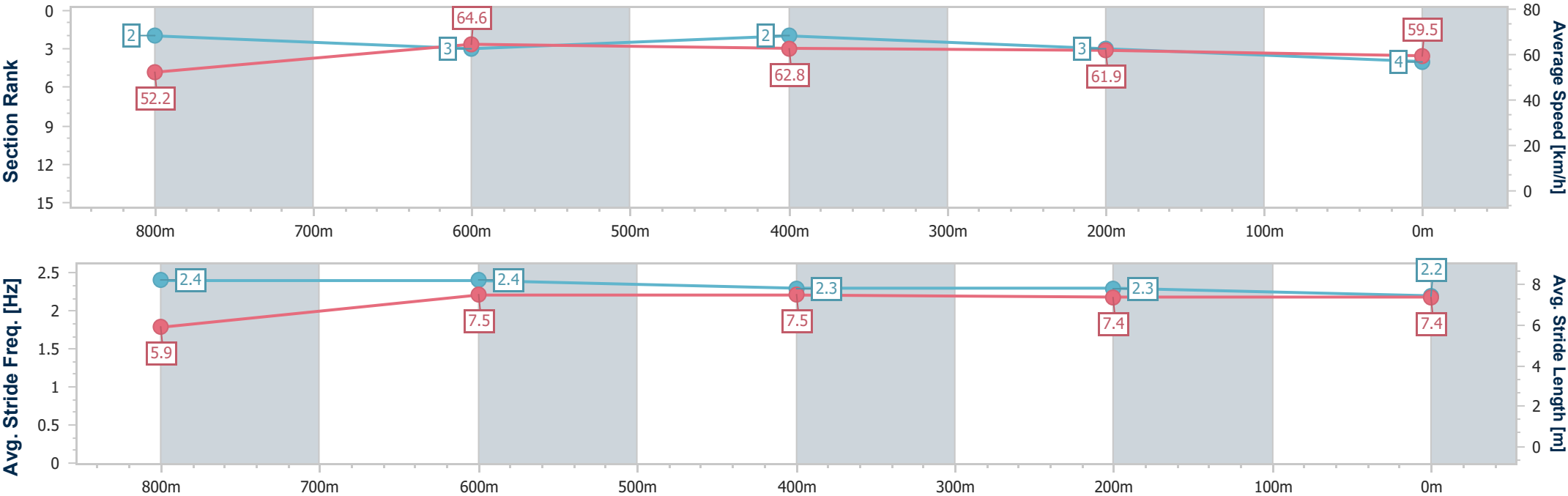
Horse/Jockey Name	Enterprise Khan
Final Rank	4
Fastest Section Time (Section)	0:11.32 (800m)
Top Speed [km/h] (Section)	67.2 (Overall)
Race State	Finished



ToowoombaProfessional
Race 6: LAWRENCE & HANSON QTIS Three-Years-Old Maiden
Handicap - 1000m
03 January 2026 - 20:42
Track Rating: Good 3, Weather: Fine, Rail Position: True



Section	Overall	800m	600m	400m	200m										
Section Times	1:00.40 [4] (0:13.84)	0:46.56 [2] (0:11.32)	0:35.24 [3] (0:11.56)	0:23.68 [2] (0:11.64)	0:12.04 [3] (0:12.04)										
Average Speed [km/h]	52.2	64.6	62.8	61.9	59.5										
Top Speed [km/h]	67.2	66.6	63.3	63.0	61.6										
Avg. Dist. to Rail [m]	4.3	2.9	1.5	0.6	0.8										
Avg. Stride Freq. [Hz]	2.4	2.4	2.3	2.3	2.2										
Avg. Stride Length [m]	5.9	7.5	7.5	7.4	7.4										





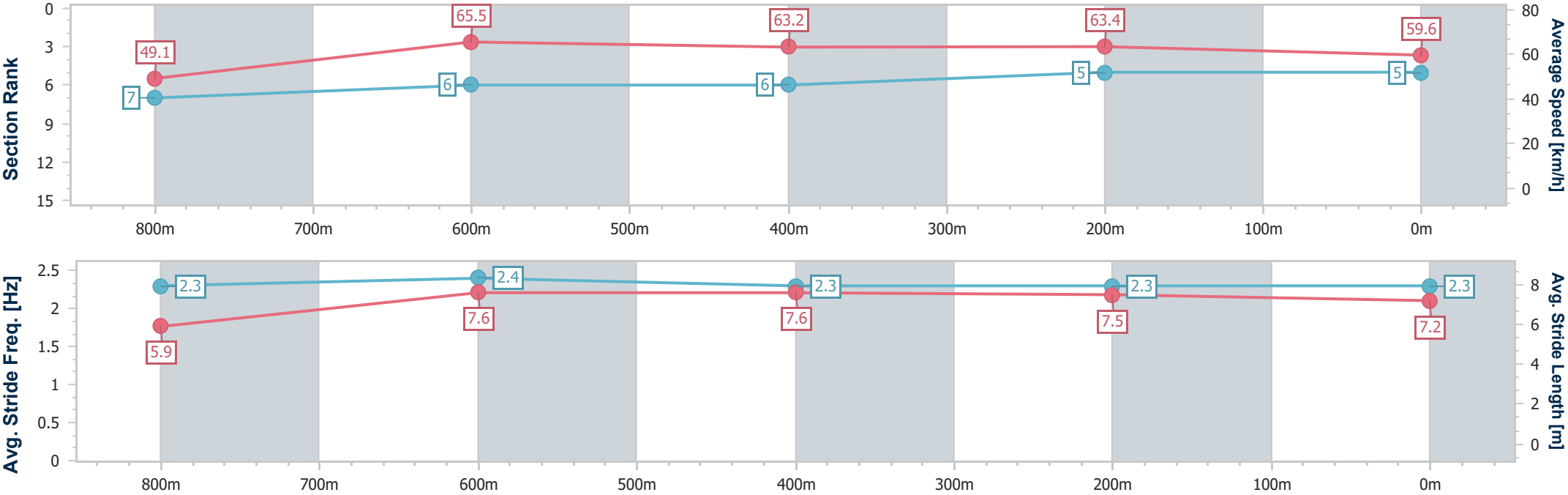
Horse/Jockey Name	Tassortium
Final Rank	5
Fastest Section Time (Section)	0:10.91 (800m)
Top Speed [km/h] (Section)	67.8 (800m)
Race State	Finished



ToowoombaProfessional
Race 6: LAWRENCE & HANSON QTIS Three-Years-Old Maiden
Handicap - 1000m
03 January 2026 - 20:42
Track Rating: Good 3, Weather: Fine, Rail Position: True



Section	Overall	800m	600m	400m	200m									
Section Times	1:00.51 [5] (0:14.60)	0:45.91 [7] (0:10.91)	0:35.00 [6] (0:11.45)	0:23.55 [6] (0:11.48)	0:12.07 [5] (0:12.07)									
Average Speed [km/h]	49.1	65.5	63.2	63.4	59.6									
Top Speed [km/h]	67.8	67.8	64.4	64.6	61.5									
Avg. Dist. to Rail [m]	3.2	1.6	1.3	2.9	5.5									
Avg. Stride Freq. [Hz]	2.3	2.4	2.3	2.3	2.3									
Avg. Stride Length [m]	5.9	7.6	7.6	7.5	7.2									





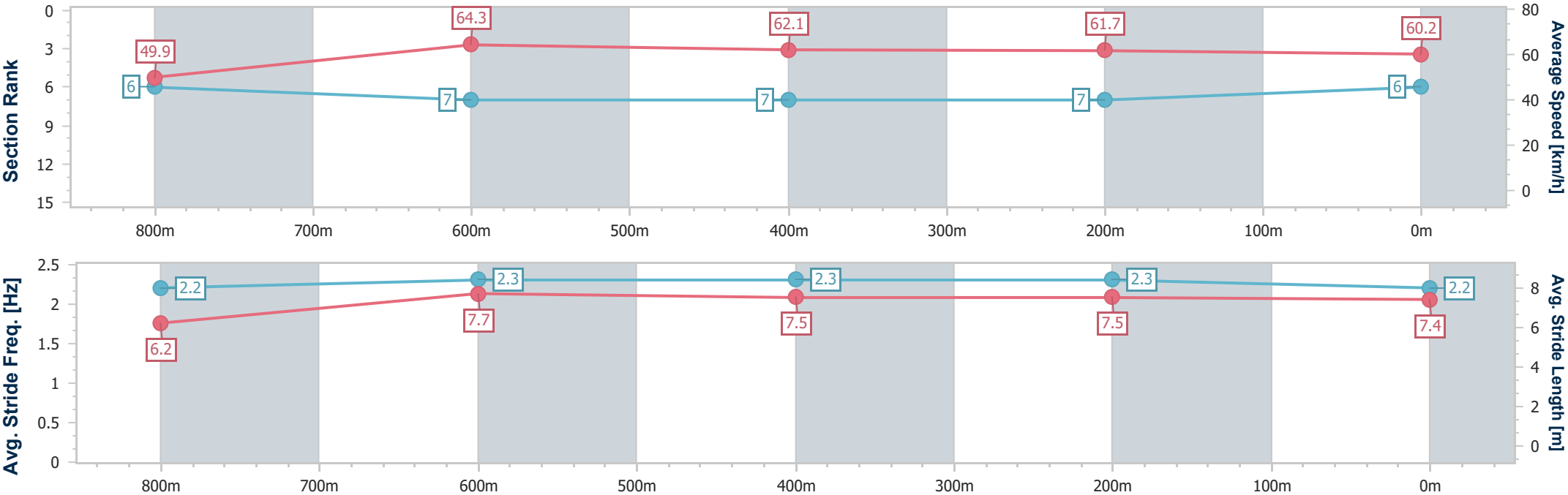
Horse/Jockey Name	In The Hole Tiger
Final Rank	6
Fastest Section Time (Section)	0:11.24 (800m)
Top Speed [km/h] (Section)	67.3 (Overall)
Race State	Finished



Toowoomba Professional
Race 6: LAWRENCE & HANSON QTIS Three-Years-Old Maiden
Handicap - 1000m
03 January 2026 - 20:42
Track Rating: Good 3, Weather: Fine, Rail Position: True



Section	Overall	800m	600m	400m	200m										
Section Times	1:00.73 [6] (0:14.47)	0:46.26 [6] (0:11.24)	0:35.02 [7] (0:11.48)	0:23.54 [7] (0:11.57)	0:11.97 [7] (0:11.97)										
Average Speed [km/h]	49.9	64.3	62.1	61.7	60.2										
Top Speed [km/h]	67.3	65.5	63.3	62.4	60.8										
Avg. Dist. to Rail [m]	4.3	0.7	1.4	2.4	0.7										
Avg. Stride Freq. [Hz]	2.2	2.3	2.3	2.3	2.2										
Avg. Stride Length [m]	6.2	7.7	7.5	7.5	7.4										





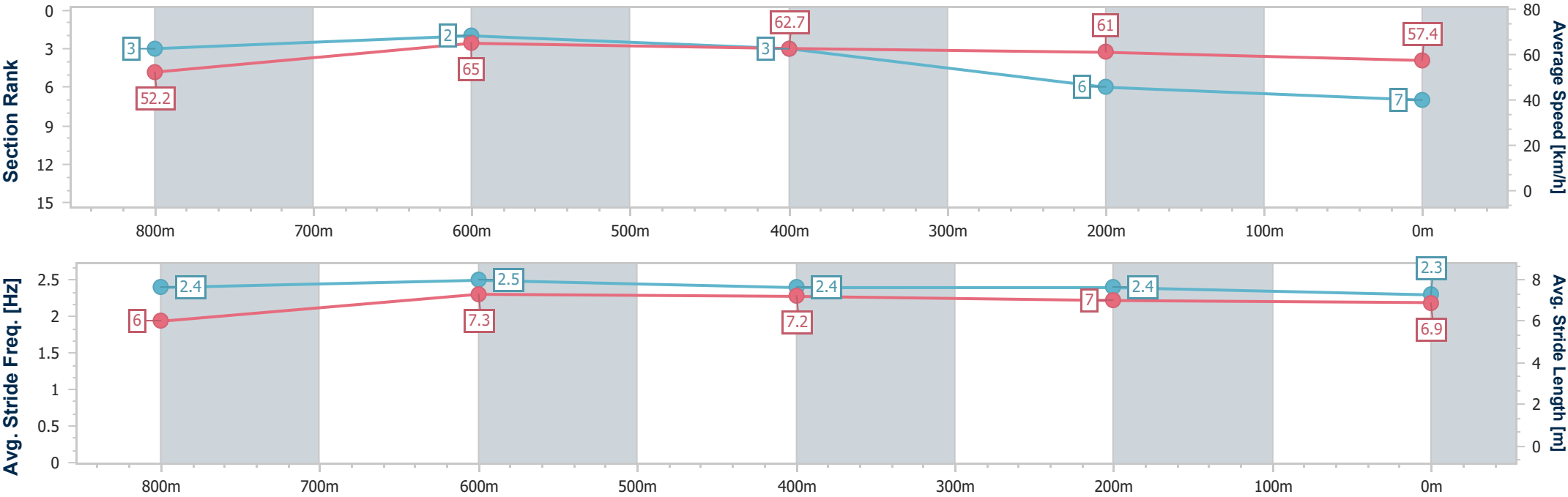
Horse/Jockey Name	Brave Like Lily
Final Rank	7
Fastest Section Time (Section)	0:11.24 (800m)
Top Speed [km/h] (Section)	66.5 (Overall)
Race State	Finished



ToowoombaProfessional
Race 6: LAWRENCE & HANSON QTIS Three-Years-Old Maiden
Handicap - 1000m
03 January 2026 - 20:42
Track Rating: Good 3, Weather: Fine, Rail Position: True



Section	Overall	800m	600m	400m	200m										
Section Times	1:01.10 [7] (0:13.90)	0:47.20 [3] (0:11.24)	0:35.96 [2] (0:11.59)	0:24.37 [3] (0:11.79)	0:12.58 [6] (0:12.58)										
Average Speed [km/h]	52.2	65.0	62.7	61.0	57.4										
Top Speed [km/h]	66.5	66.2	64.4	63.2	59.0										
Avg. Dist. to Rail [m]	6.9	2.8	1.8	1.2	1.1										
Avg. Stride Freq. [Hz]	2.4	2.5	2.4	2.4	2.3										
Avg. Stride Length [m]	6.0	7.3	7.2	7.0	6.9										





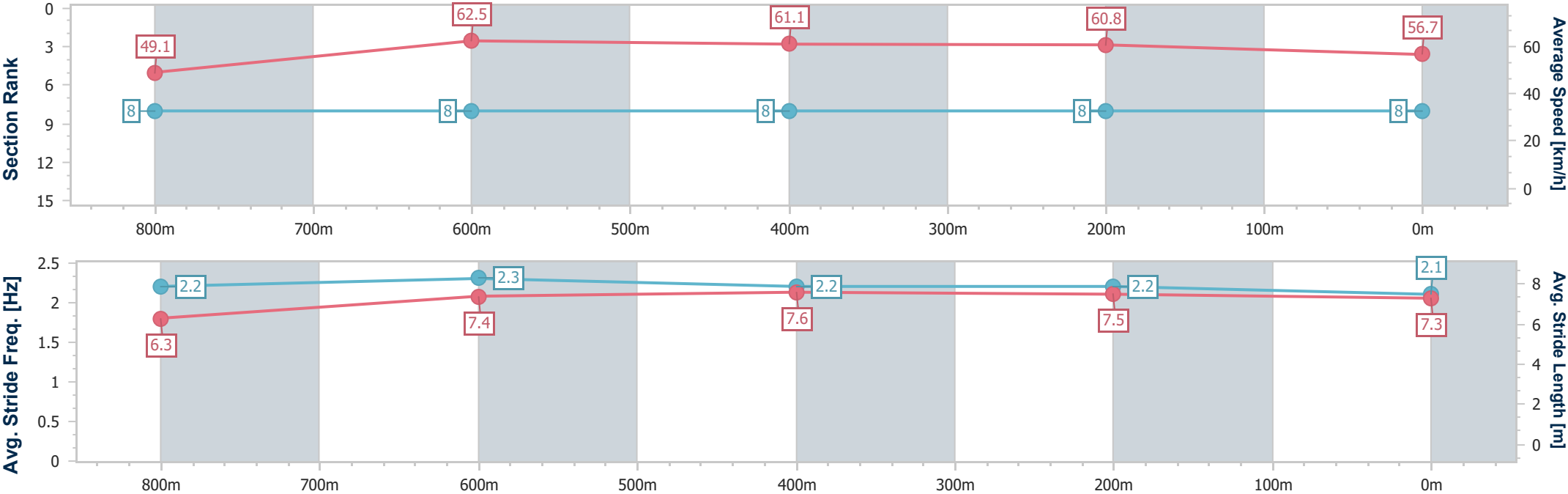
Horse/Jockey Name	Outatick
Final Rank	8
Fastest Section Time (Section)	0:11.51 (800m)
Top Speed [km/h] (Section)	63.9 (Overall)
Race State	Finished



ToowoombaProfessional
Race 6: LAWRENCE & HANSON QTIS Three-Years-Old Maiden
Handicap - 1000m
03 January 2026 - 20:42
Track Rating: Good 3, Weather: Fine, Rail Position: True



Section	Overall	800m	600m	400m	200m										
Section Times	1:02.67 [8] (0:14.83)	0:47.84 [8] (0:11.51)	0:36.33 [8] (0:11.76)	0:24.57 [8] (0:11.87)	0:12.70 [8] (0:12.70)										
Average Speed [km/h]	49.1	62.5	61.1	60.8	56.7										
Top Speed [km/h]	63.9	63.8	62.8	62.1	59.7										
Avg. Dist. to Rail [m]	7.8	0.7	0.3	1.2	1.9										
Avg. Stride Freq. [Hz]	2.2	2.3	2.2	2.2	2.1										
Avg. Stride Length [m]	6.3	7.4	7.6	7.5	7.3										





Toowoomba Professional

Race 7: Trackside Photography BENCHMARK 58 Handicap - 1890m

03 January 2026 - 21:10



Track Rating: Good 3, Weather: Fine, Rail Position: True

Section						Overall	1600m	1400m	1200m	1000m	800m	600m	Last 600m	
Field Times						2:01.79 (0:22.59)	1:39.20 (0:12.12)	1:27.08 (0:12.12)	1:14.96 (0:13.32)	1:01.64 (0:13.34)	0:48.30 (0:12.28)	0:36.02 (0:12.04)	0:36.02	
Rank	TAB	Horse/Jockey	Barrier	Top Speed [km/h]	Fastest Section								Distance Travelled [m]	
1	2	MEDICAL AUTOCRAT	9	64.7	0:11.75	2:01.79 [1]	1:38.44 [6]	1:26.23 [6]	1:13.79 [6]	1:00.43 [8]	0:47.34 [8]	0:35.54 [5]	0:35.54	
		Gary Geran		600m	600m	(0:23.35)	(0:12.21)	(0:12.44)	(0:13.36)	(0:13.09)	(0:11.80)	(0:11.75)		
2	8	WHATJEUDOIN'	8	62.7	0:11.74	2:01.94 [2]	1:38.46 [7]	1:26.24 [7]	1:13.92 [7]	1:00.76 [7]	0:47.64 [7]	0:35.55 [6]	0:35.55	-9
		Les Tilley		600m	600m	(0:23.48)	(0:12.22)	(0:12.32)	(0:13.16)	(0:13.12)	(0:12.09)	(0:11.74)		
3	7	PROCLAIMER	4	63.5	0:11.72	2:02.51 [3]	1:38.29 [9]	1:26.38 [9]	1:14.07 [9]	1:00.88 [9]	0:47.80 [9]	0:35.65 [9]	0:35.65	-5
		Harrison Shaw		600m	400m	(0:24.22)	(0:11.91)	(0:12.31)	(0:13.19)	(0:13.08)	(0:12.15)	(0:11.74)		
4	5	BRAVE BOY	1	62.7	0:11.99	2:02.66 [4]	1:38.90 [8]	1:26.83 [8]	1:14.57 [8]	1:01.86 [4]	0:48.88 [3]	0:36.73 [3]	0:36.73	-1
		Michael Murphy		600m	600m	(0:23.76)	(0:12.07)	(0:12.26)	(0:12.71)	(0:12.98)	(0:12.15)	(0:11.99)		
5	10	LECAN	2	62.6	0:12.03	2:02.76 [5]	1:40.06 [2]	1:27.86 [2]	1:15.65 [2]	1:02.33 [2]	0:49.16 [2]	0:36.98 [2]	0:36.98	-7
		Damien Boche		1400m	600m	(0:22.70)	(0:12.20)	(0:12.21)	(0:13.32)	(0:13.17)	(0:12.18)	(0:12.03)		
6	11	BLUEPRINT	5	63.0	0:11.95	2:02.87 [6]	1:39.65 [5]	1:27.47 [5]	1:14.99 [5]	1:01.82 [6]	0:48.66 [5]	0:36.63 [4]	0:36.63	-10
		Montana Philpot		600m	600m	(0:23.22)	(0:12.18)	(0:12.48)	(0:13.17)	(0:13.16)	(0:12.03)	(0:11.95)		
7	12	SEACRYPTION	6	63.0	0:11.90	2:02.88 [7]	1:39.82 [4]	1:27.60 [4]	1:15.22 [4]	1:01.84 [5]	0:48.66 [6]	0:36.42 [8]	0:36.42	+0
		Hannah Richardson		600m	600m	(0:23.06)	(0:12.22)	(0:12.38)	(0:13.38)	(0:13.18)	(0:12.24)	(0:11.90)		
8	6	PERRI LASS	3	64.7	0:12.08	2:03.23 [8]	1:40.64 [1]	1:28.52 [1]	1:16.40 [1]	1:03.08 [1]	0:49.74 [1]	0:37.46 [1]	0:37.46	-10
		Brooke Stower		1400m	600m	(0:22.59)	(0:12.12)	(0:12.12)	(0:13.32)	(0:13.34)	(0:12.28)	(0:12.08)		
9	13	JIMMY PLOD	7	61.8	0:12.19	2:04.86 [9]	1:41.98 [3]	1:29.79 [3]	1:17.36 [3]	1:04.07 [3]	0:50.74 [4]	0:38.47 [6]	0:38.47	+1
		Jason Taylor		1400m	1600m	(0:22.88)	(0:12.19)	(0:12.43)	(0:13.29)	(0:13.33)	(0:12.27)	(0:12.30)		

Scratched: Super Fair (#4), Stynsy (#1), Imagina (#9), Hokkaido (#3)



Toowoomba Professional

Race 7: Trackside Photography BENCHMARK 58 Handicap - 1890m

03 January 2026 - 21:10



Track Rating: Good 3, Weather: Fine, Rail Position: True

Section						400m	200m			Last 600m		
Field Times						0:23.98 (0:12.08)	0:11.90 (0:11.90)			0:36.02		
Rank	TAB	Horse/Jockey	Barrier	Top Speed [km/h]	Fastest Section			Margin			Distance Travelled [m]	
1	2	MEDICAL AUTOCRAT	9	64.7	0:11.75	0:23.79 [4]	0:11.90 [1]	2:01.79			0:35.54	
		Gary Geran		600m	600m	(0:11.89)	(0:11.90)					
2	8	WHATJEUDOIN'	8	62.7	0:11.74	0:23.81 [5]	0:11.90 [2]	0.91L			0:35.55	-9
		Les Tilley		600m	600m	(0:11.91)	(0:11.90)					
3	7	PROCLAIMER	4	63.5	0:11.72	0:23.91 [8]	0:12.19 [7]	4.24L			0:35.65	-5
		Harrison Shaw		600m	400m	(0:11.72)	(0:12.19)					
4	5	BRAVE BOY	1	62.7	0:11.99	0:24.74 [3]	0:12.62 [3]	5.13L			0:36.73	-1
		Michael Murphy		600m	600m	(0:12.12)	(0:12.62)					
5	10	LECAN	2	62.6	0:12.03	0:24.95 [1]	0:12.67 [4]	5.69L			0:36.98	-7
		Damien Boche		1400m	600m	(0:12.28)	(0:12.67)					
6	11	BLUEPRINT	5	63.0	0:11.95	0:24.68 [6]	0:12.58 [6]	6.35L			0:36.63	-10
		Montana Philpot		600m	600m	(0:12.10)	(0:12.58)					
7	12	SEACRYPTION	6	63.0	0:11.90	0:24.52 [7]	0:12.29 [8]	6.38L			0:36.42	+0
		Hannah Richardson		600m	600m	(0:12.23)	(0:12.29)					
8	6	PERRI LASS	3	64.7	0:12.08	0:25.38 [2]	0:12.96 [5]	8.47L			0:37.46	-10
		Brooke Stower		1400m	600m	(0:12.42)	(0:12.96)					
9	13	JIMMY PLOD	7	61.8	0:12.19	0:26.17 [9]	0:13.49 [9]	18.09L			0:38.47	+1
		Jason Taylor		1400m	1600m	(0:12.68)	(0:13.49)					

Scratched: Super Fair (#4), Stynsy (#1), Imagina (#9), Hokkaido (#3)



Horse/Jockey Name	Medical Autocrat
Final Rank	1
Fastest Section Time (Section)	0:11.75 (600m)
Top Speed [km/h] (Section)	64.7 (600m)
Race State	Finished



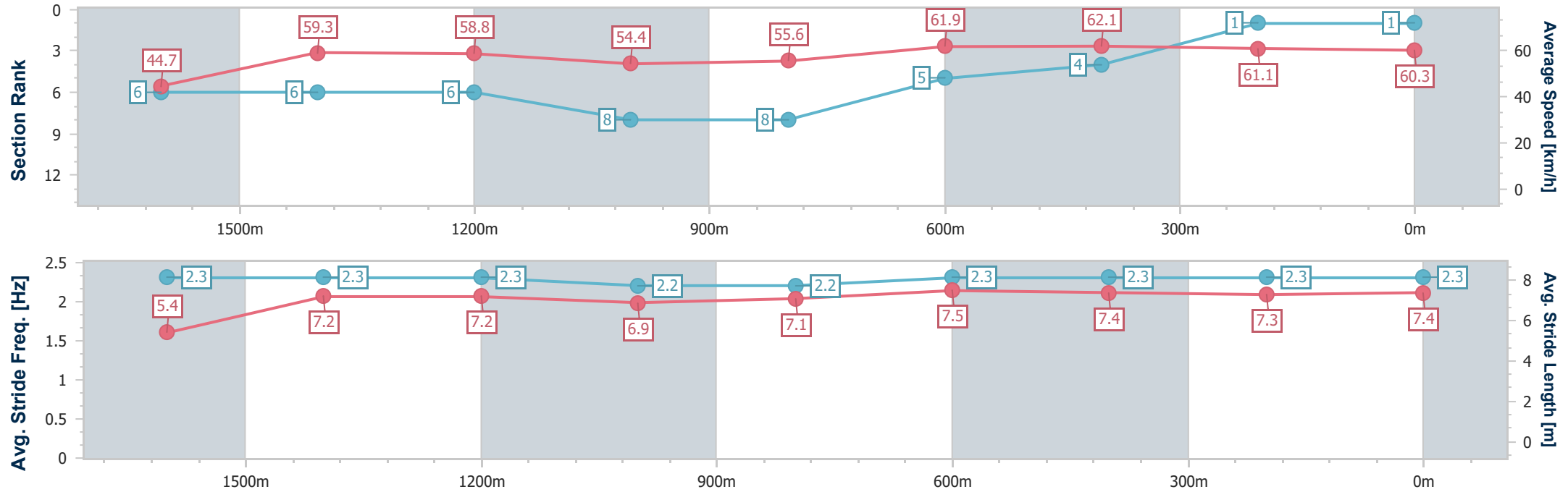
ToowoombaProfessional
Race 7: Trackside Photography BENCHMARK 58 Handicap -
1890m



03 January 2026 - 21:10

Track Rating: Good 3, Weather: Fine, Rail Position: True

Section	Overall	1600m	1400m	1200m	1000m	800m	600m	400m	200m				
Section Times	2:01.79 [1] (0:23.35)	1:38.44 [6] (0:12.21)	1:26.23 [6] (0:12.44)	1:13.79 [6] (0:13.36)	1:00.43 [8] (0:13.09)	0:47.34 [8] (0:11.80)	0:35.54 [5] (0:11.75)	0:23.79 [4] (0:11.89)	0:11.90 [1] (0:11.90)				
Average Speed [km/h]	44.7	59.3	58.8	54.4	55.6	61.9	62.1	61.1	60.3				
Top Speed [km/h]	59.6	60.6	60.7	56.0	60.3	63.6	64.7	62.4	61.7				
Avg. Dist. to Rail [m]	6.5	1.3	3.4	4.8	4.9	3.4	2.5	2.5	1.3				
Avg. Stride Freq. [Hz]	2.3	2.3	2.3	2.2	2.2	2.3	2.3	2.3	2.3				
Avg. Stride Length [m]	5.4	7.2	7.2	6.9	7.1	7.5	7.4	7.3	7.4				





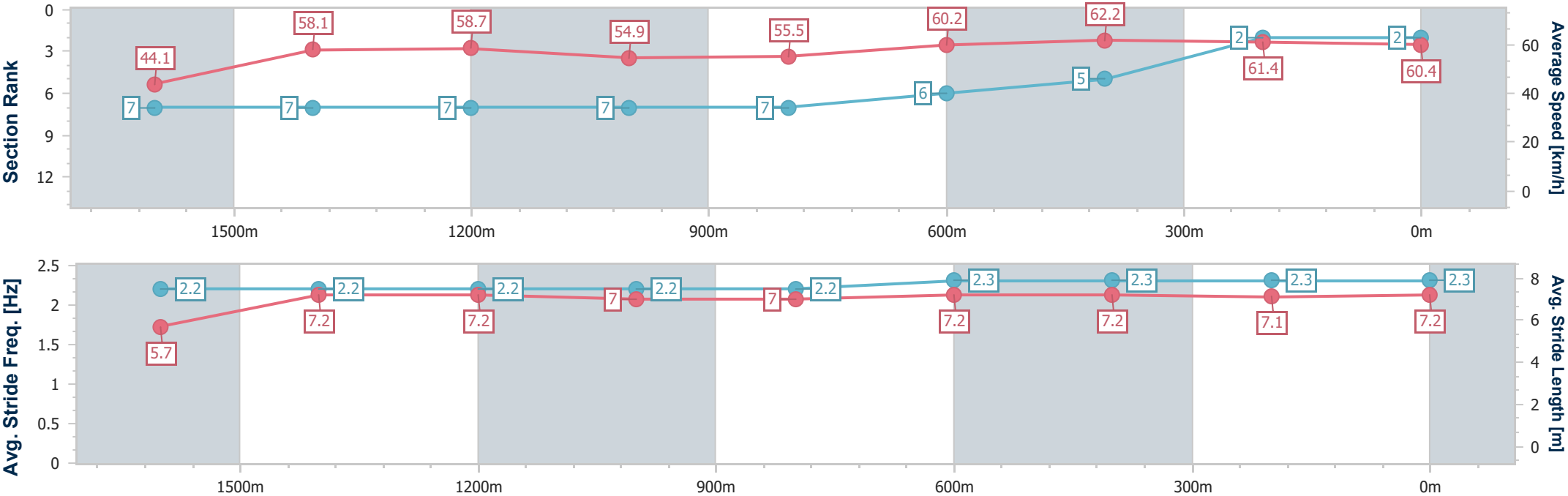
Horse/Jockey Name	Whatjeudoin'
Final Rank	2
Fastest Section Time (Section)	0:11.74 (600m)
Top Speed [km/h] (Section)	62.7 (600m)
Race State	Finished



ToowoombaProfessional
Race 7: Trackside Photography BENCHMARK 58 Handicap - 1890m
03 January 2026 - 21:10
Track Rating: Good 3, Weather: Fine, Rail Position: True



Section	Overall	1600m	1400m	1200m	1000m	800m	600m	400m	200m				
Section Times	2:01.94 [2] (0:23.48)	1:38.46 [7] (0:12.22)	1:26.24 [7] (0:12.32)	1:13.92 [7] (0:13.16)	1:00.76 [7] (0:13.12)	0:47.64 [7] (0:12.09)	0:35.55 [6] (0:11.74)	0:23.81 [5] (0:11.91)	0:11.90 [2] (0:11.90)				
Average Speed [km/h]	44.1	58.1	58.7	54.9	55.5	60.2	62.2	61.4	60.4				
Top Speed [km/h]	59.2	59.7	59.8	56.3	58.1	62.6	62.7	62.6	62.4				
Avg. Dist. to Rail [m]	6.8	2.2	1.4	3.4	3.5	2.8	2.2	4.3	3.2				
Avg. Stride Freq. [Hz]	2.2	2.2	2.2	2.2	2.2	2.3	2.3	2.3	2.3				
Avg. Stride Length [m]	5.7	7.2	7.2	7.0	7.0	7.2	7.2	7.1	7.2				





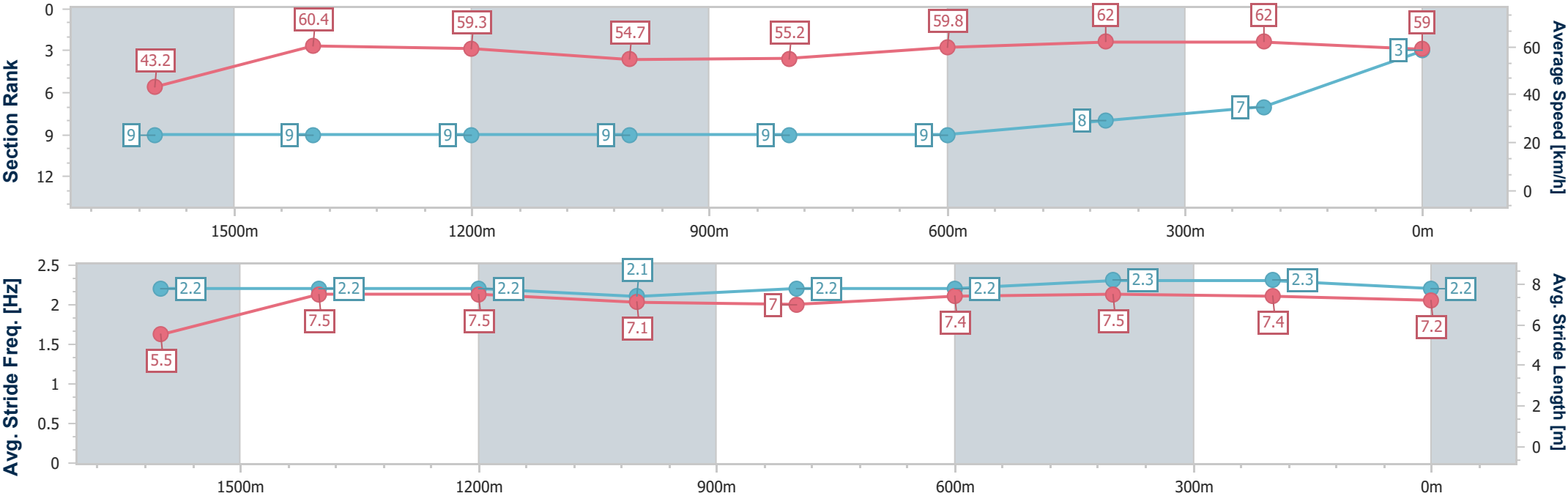
Horse/Jockey Name	Proclaimer
Final Rank	3
Fastest Section Time (Section)	0:11.72 (400m)
Top Speed [km/h] (Section)	63.5 (600m)
Race State	Finished



ToowoombaProfessional
Race 7: Trackside Photography BENCHMARK 58 Handicap -
1890m
03 January 2026 - 21:10
Track Rating: Good 3, Weather: Fine, Rail Position: True



Section	Overall	1600m	1400m	1200m	1000m	800m	600m	400m	200m				
Section Times	2:02.51 [3] (0:24.22)	1:38.29 [9] (0:11.91)	1:26.38 [9] (0:12.31)	1:14.07 [9] (0:13.19)	1:00.88 [9] (0:13.08)	0:47.80 [9] (0:12.15)	0:35.65 [9] (0:11.74)	0:23.91 [8] (0:11.72)	0:12.19 [7] (0:12.19)				
Average Speed [km/h]	43.2	60.4	59.3	54.7	55.2	59.8	62.0	62.0	59.0				
Top Speed [km/h]	58.9	61.8	60.5	55.8	59.0	63.5	63.5	62.6	60.6				
Avg. Dist. to Rail [m]	6.1	0.6	2.0	2.9	1.8	2.1	2.4	3.0	2.5				
Avg. Stride Freq. [Hz]	2.2	2.2	2.2	2.1	2.2	2.2	2.3	2.3	2.2				
Avg. Stride Length [m]	5.5	7.5	7.5	7.1	7.0	7.4	7.5	7.4	7.2				





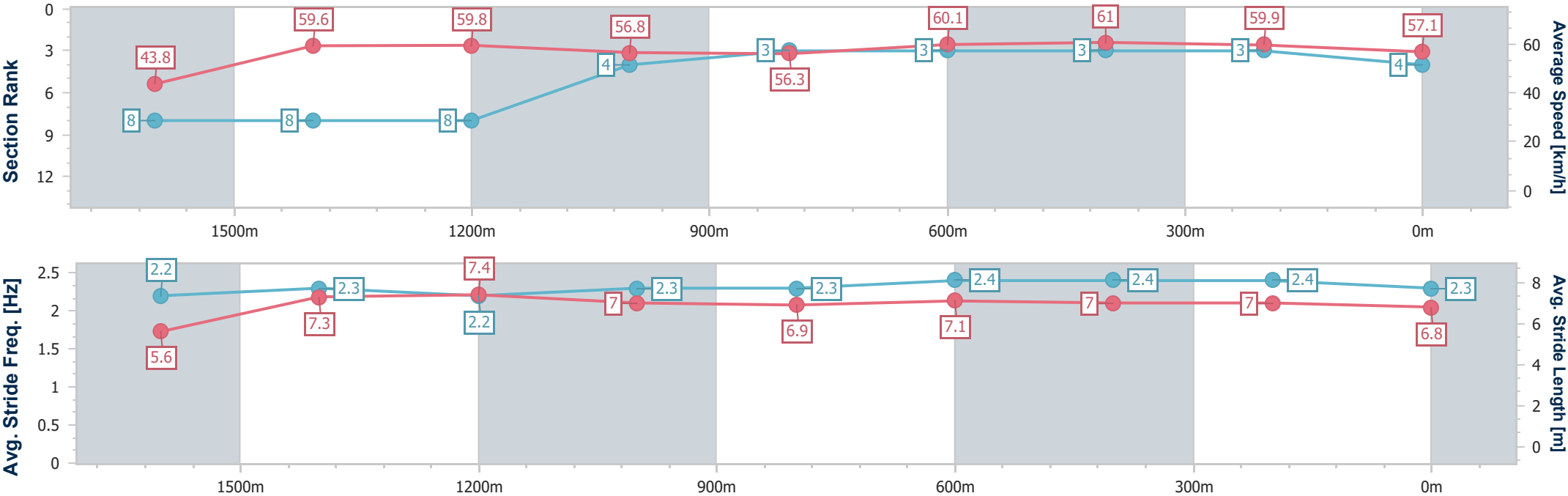
Horse/Jockey Name	Brave Boy
Final Rank	4
Fastest Section Time (Section)	0:11.99 (600m)
Top Speed [km/h] (Section)	62.7 (600m)
Race State	Finished



ToowoombaProfessional
Race 7: Trackside Photography BENCHMARK 58 Handicap - 1890m
03 January 2026 - 21:10
Track Rating: Good 3, Weather: Fine, Rail Position: True



Section	Overall	1600m	1400m	1200m	1000m	800m	600m	400m	200m				
Section Times	2:02.66 [4] (0:23.76)	1:38.90 [8] (0:12.07)	1:26.83 [8] (0:12.26)	1:14.57 [8] (0:12.71)	1:01.86 [4] (0:12.98)	0:48.88 [3] (0:12.15)	0:36.73 [3] (0:11.99)	0:24.74 [3] (0:12.12)	0:12.62 [3] (0:12.62)				
Average Speed [km/h]	43.8	59.6	59.8	56.8	56.3	60.1	61.0	59.9	57.1				
Top Speed [km/h]	59.2	61.5	61.2	58.4	58.8	62.1	62.7	60.6	59.9				
Avg. Dist. to Rail [m]	5.4	1.3	3.0	4.8	4.8	4.2	3.2	1.3	0.4				
Avg. Stride Freq. [Hz]	2.2	2.3	2.2	2.3	2.3	2.4	2.4	2.4	2.3				
Avg. Stride Length [m]	5.6	7.3	7.4	7.0	6.9	7.1	7.0	7.0	6.8				





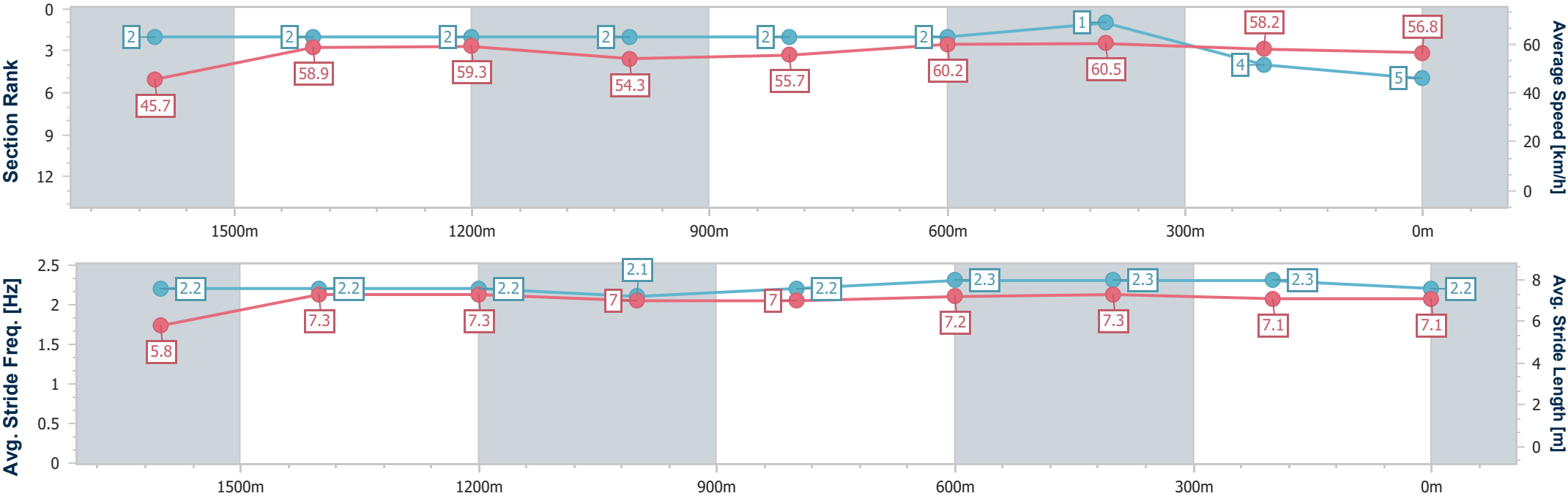
Horse/Jockey Name	Lecan
Final Rank	5
Fastest Section Time (Section)	0:12.03 (600m)
Top Speed [km/h] (Section)	62.6 (1400m)
Race State	Finished



ToowoombaProfessional
Race 7: Trackside Photography BENCHMARK 58 Handicap - 1890m
03 January 2026 - 21:10
Track Rating: Good 3, Weather: Fine, Rail Position: True



Section	Overall	1600m	1400m	1200m	1000m	800m	600m	400m	200m				
Section Times	2:02.76 [5] (0:22.70)	1:40.06 [2] (0:12.20)	1:27.86 [2] (0:12.21)	1:15.65 [2] (0:13.32)	1:02.33 [2] (0:13.17)	0:49.16 [2] (0:12.18)	0:36.98 [2] (0:12.03)	0:24.95 [1] (0:12.28)	0:12.67 [4] (0:12.67)				
Average Speed [km/h]	45.7	58.9	59.3	54.3	55.7	60.2	60.5	58.2	56.8				
Top Speed [km/h]	60.1	62.2	62.6	55.7	58.4	62.5	62.3	59.7	58.3				
Avg. Dist. to Rail [m]	5.2	0.8	1.7	4.0	4.6	4.9	2.7	1.5	2.6				
Avg. Stride Freq. [Hz]	2.2	2.2	2.2	2.1	2.2	2.3	2.3	2.3	2.2				
Avg. Stride Length [m]	5.8	7.3	7.3	7.0	7.0	7.2	7.3	7.1	7.1				





Horse/Jockey Name	Blueprint
Final Rank	6
Fastest Section Time (Section)	0:11.95 (600m)
Top Speed [km/h] (Section)	63.0 (600m)
Race State	Finished



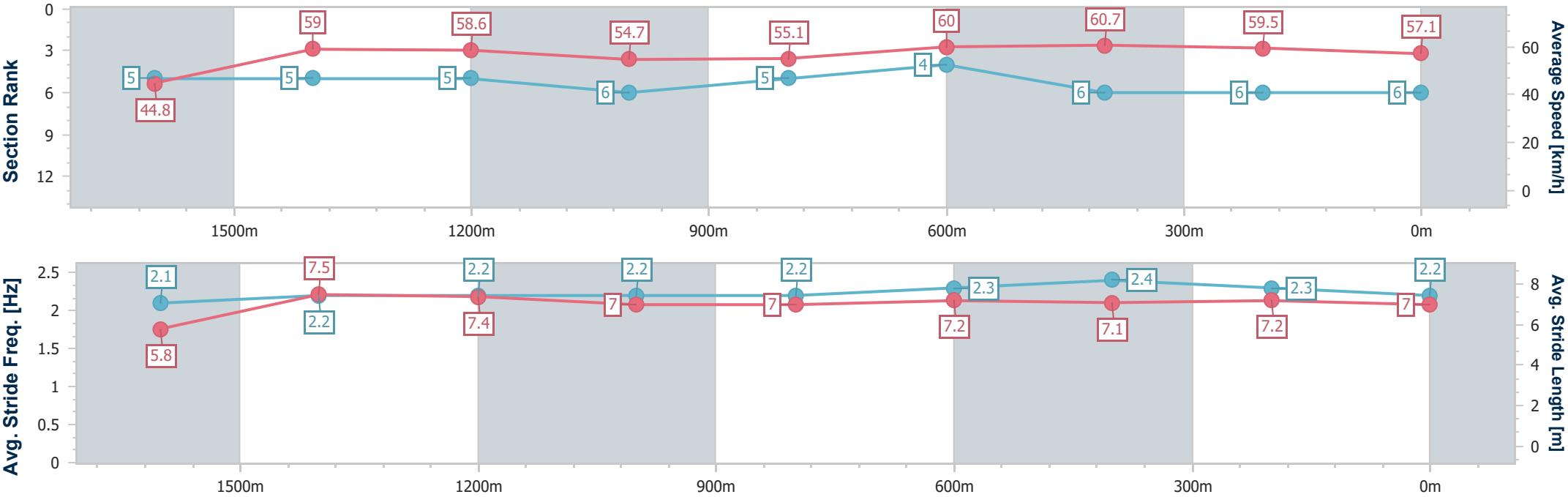
ToowoombaProfessional
Race 7: Trackside Photography BENCHMARK 58 Handicap -
1890m



03 January 2026 - 21:10

Track Rating: Good 3, Weather: Fine, Rail Position: True

Section	Overall	1600m	1400m	1200m	1000m	800m	600m	400m	200m			
Section Times	2:02.87 [6] (0:23.22)	1:39.65 [5] (0:12.18)	1:27.47 [5] (0:12.48)	1:14.99 [5] (0:13.17)	1:01.82 [6] (0:13.16)	0:48.66 [5] (0:12.03)	0:36.63 [4] (0:11.95)	0:24.68 [6] (0:12.10)	0:12.58 [6] (0:12.58)			
Average Speed [km/h]	44.8	59.0	58.6	54.7	55.1	60.0	60.7	59.5	57.1			
Top Speed [km/h]	58.9	60.2	61.0	55.9	56.8	62.7	63.0	60.7	59.4			
Avg. Dist. to Rail [m]	5.1	0.7	2.4	1.7	1.2	1.3	1.7	1.0	1.7			
Avg. Stride Freq. [Hz]	2.1	2.2	2.2	2.2	2.2	2.3	2.4	2.3	2.2			
Avg. Stride Length [m]	5.8	7.5	7.4	7.0	7.0	7.2	7.1	7.2	7.0			





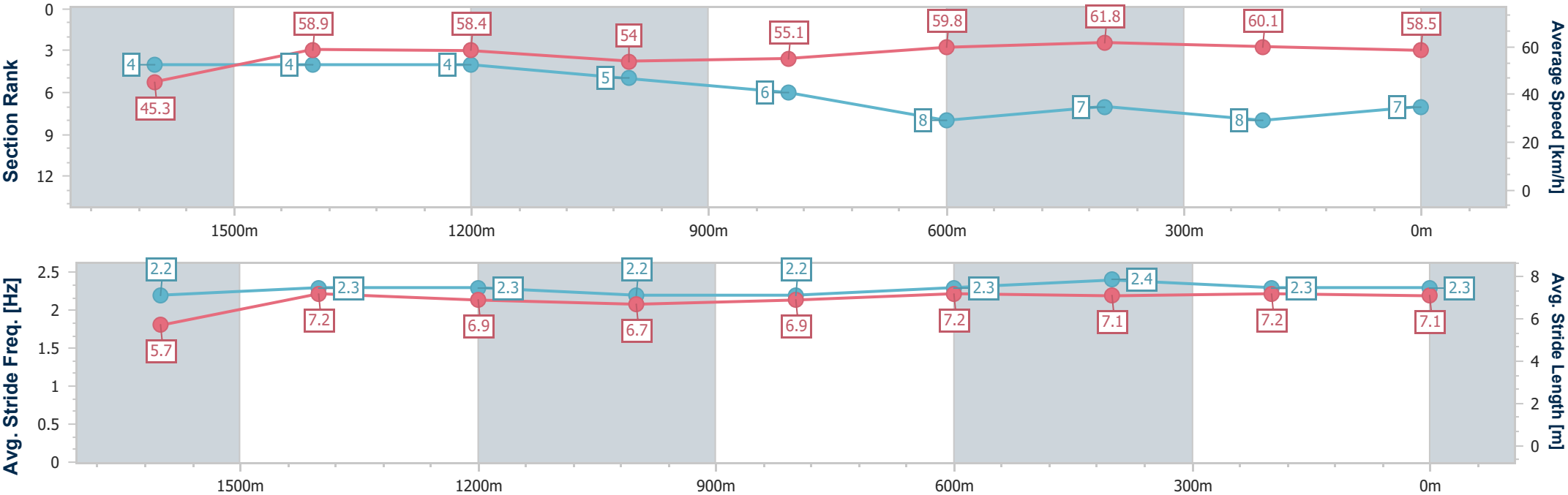
Horse/Jockey Name	Seacryption
Final Rank	7
Fastest Section Time (Section)	0:11.90 (600m)
Top Speed [km/h] (Section)	63.0 (600m)
Race State	Finished



ToowoombaProfessional
Race 7: Trackside Photography BENCHMARK 58 Handicap - 1890m
03 January 2026 - 21:10
Track Rating: Good 3, Weather: Fine, Rail Position: True



Section	Overall	1600m	1400m	1200m	1000m	800m	600m	400m	200m				
Section Times	2:02.88 [7] (0:23.06)	1:39.82 [4] (0:12.22)	1:27.60 [4] (0:12.38)	1:15.22 [4] (0:13.38)	1:01.84 [5] (0:13.18)	0:48.66 [6] (0:12.24)	0:36.42 [8] (0:11.90)	0:24.52 [7] (0:12.23)	0:12.29 [8] (0:12.29)				
Average Speed [km/h]	45.3	58.9	58.4	54.0	55.1	59.8	61.8	60.1	58.5				
Top Speed [km/h]	59.9	61.1	60.7	55.4	58.6	62.3	63.0	61.0	60.3				
Avg. Dist. to Rail [m]	5.9	0.4	0.8	3.0	3.2	3.7	4.7	5.2	5.3				
Avg. Stride Freq. [Hz]	2.2	2.3	2.3	2.2	2.2	2.3	2.4	2.3	2.3				
Avg. Stride Length [m]	5.7	7.2	6.9	6.7	6.9	7.2	7.1	7.2	7.1				





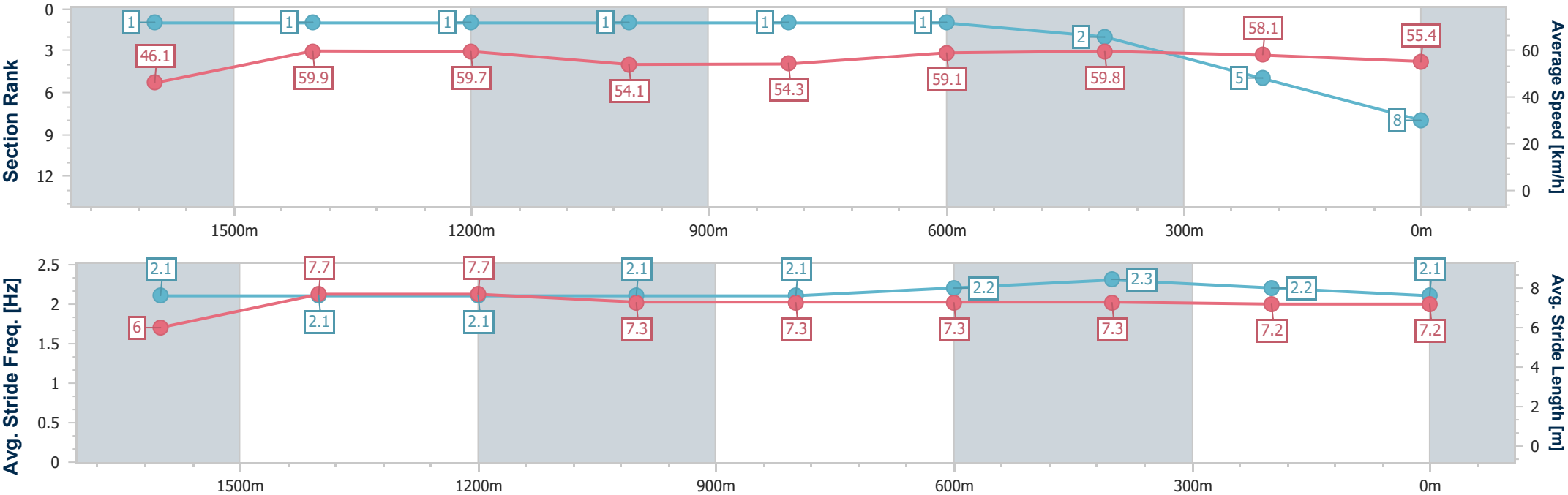
Horse/Jockey Name	Perri Lass
Final Rank	8
Fastest Section Time (Section)	0:12.08 (600m)
Top Speed [km/h] (Section)	64.7 (1400m)
Race State	Finished



ToowoombaProfessional
Race 7: Trackside Photography BENCHMARK 58 Handicap - 1890m
03 January 2026 - 21:10
Track Rating: Good 3, Weather: Fine, Rail Position: True



Section	Overall	1600m	1400m	1200m	1000m	800m	600m	400m	200m				
Section Times	2:03.23 [8] (0:22.59)	1:40.64 [1] (0:12.12)	1:28.52 [1] (0:12.12)	1:16.40 [1] (0:13.32)	1:03.08 [1] (0:13.34)	0:49.74 [1] (0:12.28)	0:37.46 [1] (0:12.08)	0:25.38 [2] (0:12.42)	0:12.96 [5] (0:12.96)				
Average Speed [km/h]	46.1	59.9	59.7	54.1	54.3	59.1	59.8	58.1	55.4				
Top Speed [km/h]	60.7	64.4	64.7	56.4	57.5	61.6	61.9	59.3	57.2				
Avg. Dist. to Rail [m]	4.5	1.8	0.8	1.4	0.8	2.4	1.6	0.4	0.4				
Avg. Stride Freq. [Hz]	2.1	2.1	2.1	2.1	2.1	2.2	2.3	2.2	2.1				
Avg. Stride Length [m]	6.0	7.7	7.7	7.3	7.3	7.3	7.3	7.2	7.2				





Horse/Jockey Name	Jimmy Plod
Final Rank	9
Fastest Section Time (Section)	0:12.19 (1600m)
Top Speed [km/h] (Section)	61.8 (1400m)
Race State	Finished



ToowoombaProfessional
Race 7: Trackside Photography BENCHMARK 58 Handicap - 1890m
03 January 2026 - 21:10
Track Rating: Good 3, Weather: Fine, Rail Position: True



Section	Overall	1600m	1400m	1200m	1000m	800m	600m	400m	200m				
Section Times	2:04.86 [9] (0:22.88)	1:41.98 [3] (0:12.19)	1:29.79 [3] (0:12.43)	1:17.36 [3] (0:13.29)	1:04.07 [3] (0:13.33)	0:50.74 [4] (0:12.27)	0:38.47 [6] (0:12.30)	0:26.17 [9] (0:12.68)	0:13.49 [9] (0:13.49)				
Average Speed [km/h]	45.7	59.6	58.9	54.2	55.0	59.8	59.2	56.9	53.4				
Top Speed [km/h]	59.7	61.6	61.8	55.3	57.5	61.3	61.4	58.2	55.4				
Avg. Dist. to Rail [m]	5.7	2.6	2.5	4.4	4.7	3.8	2.4	1.3	2.7				
Avg. Stride Freq. [Hz]	2.3	2.3	2.3	2.2	2.2	2.3	2.3	2.3	2.1				
Avg. Stride Length [m]	5.6	7.0	7.1	6.8	6.9	7.1	7.0	6.9	6.9				

