



## Eagle Farm Professional

### Race 1: RACECOURSE VILLAGE Class 3 Plate - 1000m

07 January 2026 - 13:35



BRISBANE  
RACING CLUB

Track Rating: Good 4, Weather: Fine, Rail Position: +6m Entire

| Section     |     |                   |         |                     |                    | Overall              | 800m                 | 600m                 | 400m                 | 200m                 |         |            |                           | Last 600m |
|-------------|-----|-------------------|---------|---------------------|--------------------|----------------------|----------------------|----------------------|----------------------|----------------------|---------|------------|---------------------------|-----------|
| Field Times |     |                   |         |                     |                    | 0:56.79<br>(0:13.35) | 0:43.44<br>(0:10.62) | 0:32.82<br>(0:10.49) | 0:22.33<br>(0:10.72) | 0:11.61<br>(0:11.61) |         |            |                           | 0:32.82   |
| Rank        | TAB | Horse/Jockey      | Barrier | Top Speed<br>[km/h] | Fastest<br>Section |                      |                      |                      |                      | Margin               |         |            | Distance<br>Travelled [m] |           |
| 1           | 4   | YOYO YEEZY        | 5       | 71.2                | 0:10.49            | 0:56.79 [1]          | 0:43.24 [3]          | 0:32.73 [2]          | 0:22.24 [2]          | 0:11.61 [1]          | 0:56.79 | 0:32.73    |                           |           |
|             |     | Damien Thornton   |         | 400m                | 600m               | (0:13.55)            | (0:10.51)            | (0:10.49)            | (0:10.63)            | (0:11.61)            |         |            |                           |           |
| 2           | 5   | SPIEHTACULAR      | 2       | 69.0                | 0:10.49            | 0:56.89 [2]          | 0:43.54 [1]          | 0:32.92 [1]          | 0:22.43 [1]          | 0:11.71 [2]          | 0.6L    | 0:32.92 -4 |                           |           |
|             |     | Chelsea Baker     |         | 400m                | 600m               | (0:13.35)            | (0:10.62)            | (0:10.49)            | (0:10.72)            | (0:11.71)            |         |            |                           |           |
| 3           | 7   | OOHLALOUVRE       | 3       | 70.5                | 0:10.42            | 0:57.40 [3]          | 0:43.59 [4]          | 0:32.73 [5]          | 0:22.31 [5]          | 0:11.52 [5]          | 3.59L   | 0:32.73 +0 |                           |           |
|             |     | Michael Rodd      |         | 600m                | 600m               | (0:13.81)            | (0:10.86)            | (0:10.42)            | (0:10.79)            | (0:11.52)            |         |            |                           |           |
| 4           | 1   | ASTAPOR           | 1       | 70.7                | 0:10.44            | 0:57.44 [4]          | 0:43.95 [2]          | 0:33.13 [3]          | 0:22.69 [3]          | 0:11.99 [3]          | 3.83L   | 0:33.13 -2 |                           |           |
|             |     | Justin Huxtable   |         | 400m                | 600m               | (0:13.49)            | (0:10.82)            | (0:10.44)            | (0:10.70)            | (0:11.99)            |         |            |                           |           |
| 5           | 8   | CUDDLES FOR KIMMY | 4       | 72.3                | 0:10.32            | 0:57.75 [5]          | 0:43.93 [5]          | 0:33.12 [4]          | 0:22.80 [4]          | 0:12.12 [4]          | 5.66L   | 0:33.12 +4 |                           |           |
|             |     | Tahlia Fenlon     |         | 600m                | 600m               | (0:13.82)            | (0:10.81)            | (0:10.32)            | (0:10.68)            | (0:12.12)            |         |            |                           |           |

Scratched: Air We Go (#3), Manpower (#6), Razors (#2)



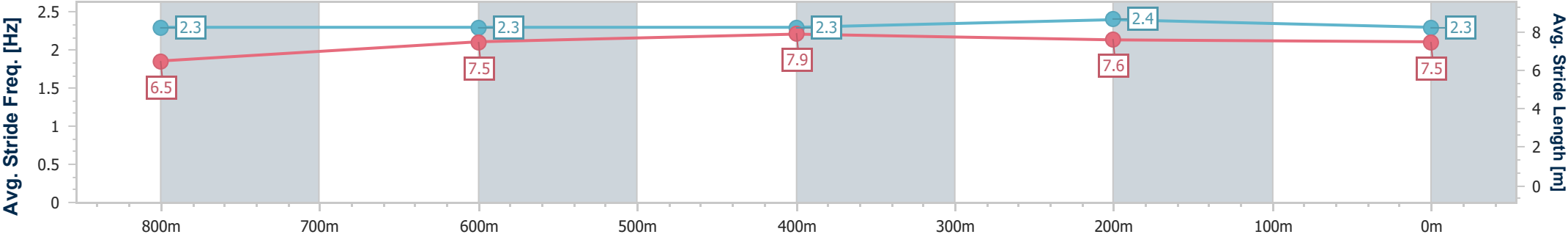
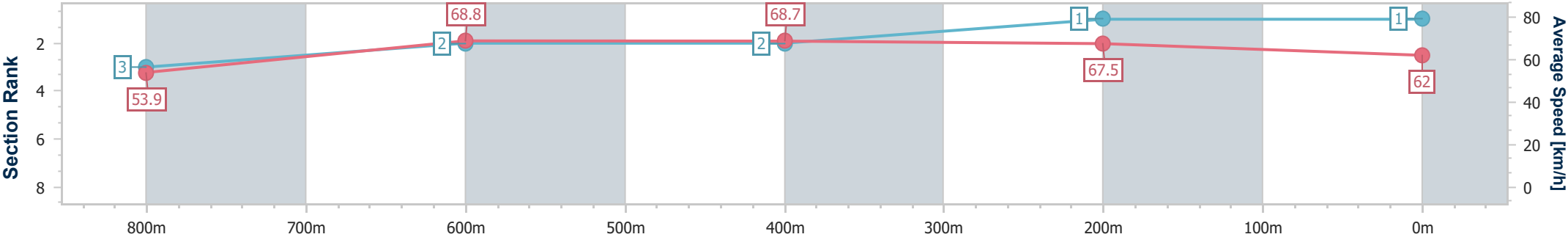
|                                |                |
|--------------------------------|----------------|
| Horse/Jockey Name              | Yoyo Yeezy     |
| Final Rank                     | 1              |
| Fastest Section Time (Section) | 0:10.49 (600m) |
| Top Speed [km/h] (Section)     | 71.2 (400m)    |
| Race State                     | Finished       |



Eagle Farm Professional  
Race 1: RACECOURSE VILLAGE Class 3 Plate - 1000m  
07 January 2026 - 13:35  
Track Rating: Good 4, Weather: Fine, Rail Position: +6m Entire



| Section                | Overall                  | 800m                     | 600m                     | 400m                     | 200m                     |  |  |  |  |  |  |  |  |  |  |
|------------------------|--------------------------|--------------------------|--------------------------|--------------------------|--------------------------|--|--|--|--|--|--|--|--|--|--|
| Section Times          | 0:56.79 [1]<br>(0:13.55) | 0:43.24 [3]<br>(0:10.51) | 0:32.73 [2]<br>(0:10.49) | 0:22.24 [2]<br>(0:10.63) | 0:11.61 [1]<br>(0:11.61) |  |  |  |  |  |  |  |  |  |  |
| Average Speed [km/h]   | 53.9                     | 68.8                     | 68.7                     | 67.5                     | 62.0                     |  |  |  |  |  |  |  |  |  |  |
| Top Speed [km/h]       | 69.8                     | 69.9                     | 71.0                     | 71.2                     | 65.9                     |  |  |  |  |  |  |  |  |  |  |
| Avg. Dist. to Rail [m] | 5.5                      | 1.3                      | 0.4                      | 0.9                      | 0.2                      |  |  |  |  |  |  |  |  |  |  |
| Avg. Stride Freq. [Hz] | 2.3                      | 2.3                      | 2.3                      | 2.4                      | 2.3                      |  |  |  |  |  |  |  |  |  |  |
| Avg. Stride Length [m] | 6.5                      | 7.5                      | 7.9                      | 7.6                      | 7.5                      |  |  |  |  |  |  |  |  |  |  |





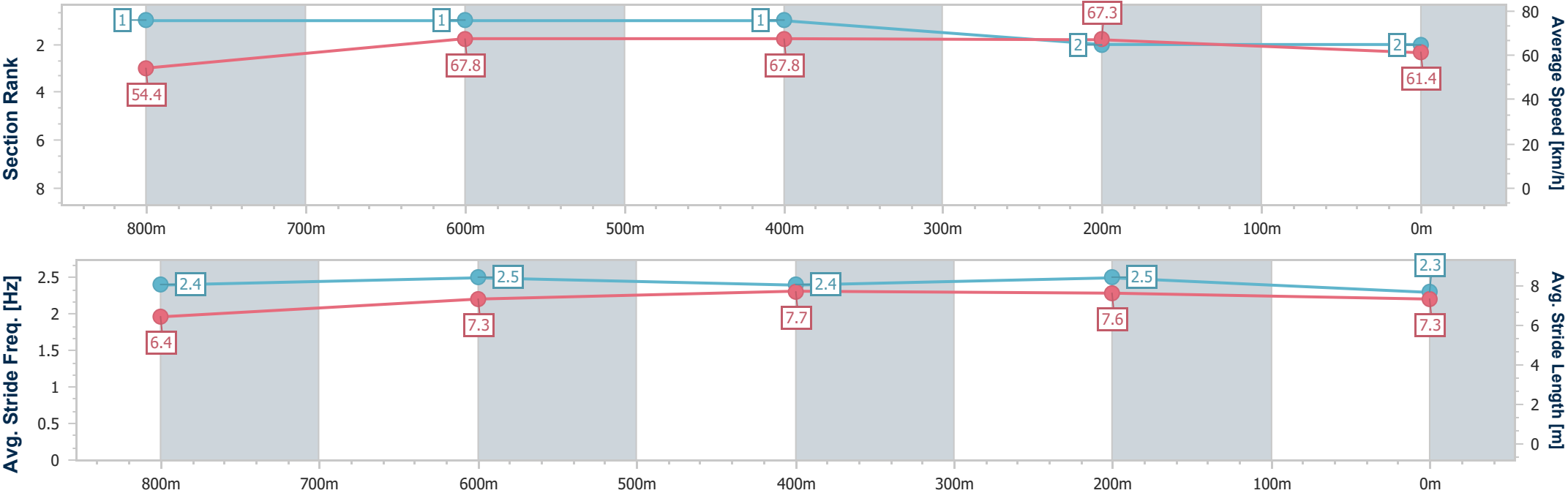
|                                |                |
|--------------------------------|----------------|
| Horse/Jockey Name              | Spiethktacular |
| Final Rank                     | 2              |
| Fastest Section Time (Section) | 0:10.49 (600m) |
| Top Speed [km/h] (Section)     | 69.0 (400m)    |
| Race State                     | Finished       |



Eagle Farm Professional  
Race 1: RACECOURSE VILLAGE Class 3 Plate - 1000m  
07 January 2026 - 13:35  
Track Rating: Good 4, Weather: Fine, Rail Position: +6m Entire



| Section                | Overall                  | 800m                     | 600m                     | 400m                     | 200m                     |  |  |  |  |  |  |  |  |  |  |  |  |  |  |
|------------------------|--------------------------|--------------------------|--------------------------|--------------------------|--------------------------|--|--|--|--|--|--|--|--|--|--|--|--|--|--|
| Section Times          | 0:56.89 [2]<br>(0:13.35) | 0:43.54 [1]<br>(0:10.62) | 0:32.92 [1]<br>(0:10.49) | 0:22.43 [1]<br>(0:10.72) | 0:11.71 [2]<br>(0:11.71) |  |  |  |  |  |  |  |  |  |  |  |  |  |  |
| Average Speed [km/h]   | 54.4                     | 67.8                     | 67.8                     | 67.3                     | 61.4                     |  |  |  |  |  |  |  |  |  |  |  |  |  |  |
| Top Speed [km/h]       | 68.9                     | 68.7                     | 68.5                     | 69.0                     | 65.8                     |  |  |  |  |  |  |  |  |  |  |  |  |  |  |
| Avg. Dist. to Rail [m] | 2.6                      | 0.8                      | 2.4                      | 2.0                      | 3.8                      |  |  |  |  |  |  |  |  |  |  |  |  |  |  |
| Avg. Stride Freq. [Hz] | 2.4                      | 2.5                      | 2.4                      | 2.5                      | 2.3                      |  |  |  |  |  |  |  |  |  |  |  |  |  |  |
| Avg. Stride Length [m] | 6.4                      | 7.3                      | 7.7                      | 7.6                      | 7.3                      |  |  |  |  |  |  |  |  |  |  |  |  |  |  |



[ ] Ranking at each section and finish  
-.-.- No data available at this section  
NA No data available



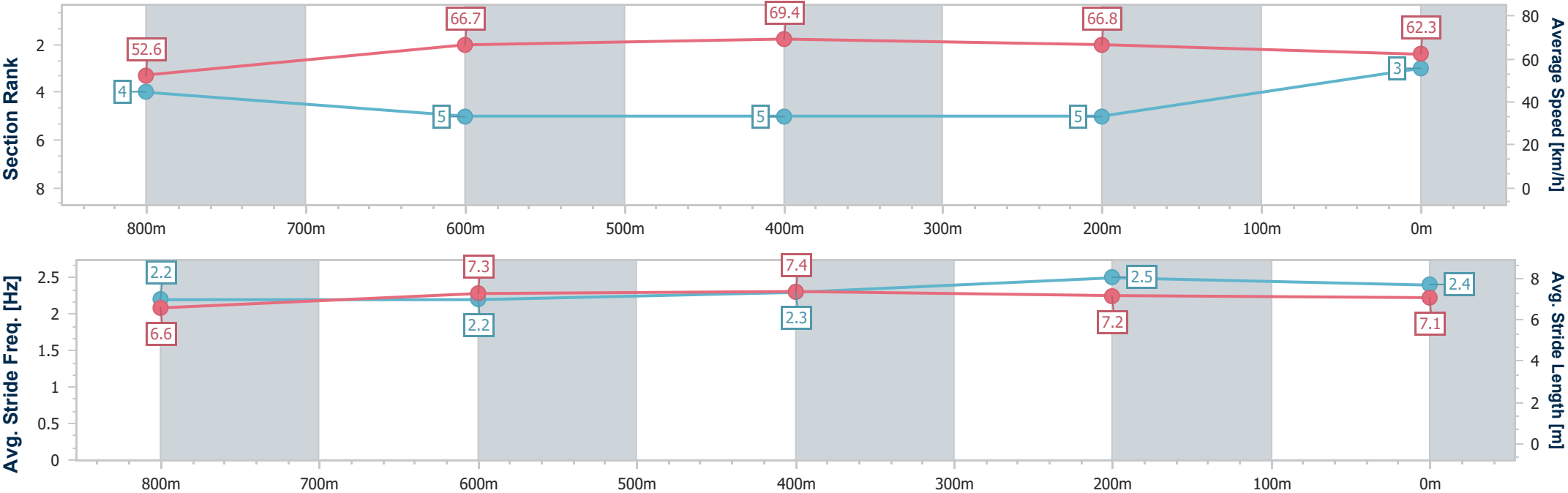
|                                |                |
|--------------------------------|----------------|
| Horse/Jockey Name              | Oohlalouvre    |
| Final Rank                     | 3              |
| Fastest Section Time (Section) | 0:10.42 (600m) |
| Top Speed [km/h] (Section)     | 70.5 (600m)    |
| Race State                     | Finished       |



Eagle Farm Professional  
Race 1: RACECOURSE VILLAGE Class 3 Plate - 1000m  
07 January 2026 - 13:35  
Track Rating: Good 4, Weather: Fine, Rail Position: +6m Entire



| Section                | Overall                  | 800m                     | 600m                     | 400m                     | 200m                     |  |  |  |  |  |  |  |  |  |  |
|------------------------|--------------------------|--------------------------|--------------------------|--------------------------|--------------------------|--|--|--|--|--|--|--|--|--|--|
| Section Times          | 0:57.40 [3]<br>(0:13.81) | 0:43.59 [4]<br>(0:10.86) | 0:32.73 [5]<br>(0:10.42) | 0:22.31 [5]<br>(0:10.79) | 0:11.52 [5]<br>(0:11.52) |  |  |  |  |  |  |  |  |  |  |
| Average Speed [km/h]   | 52.6                     | 66.7                     | 69.4                     | 66.8                     | 62.3                     |  |  |  |  |  |  |  |  |  |  |
| Top Speed [km/h]       | 67.8                     | 68.7                     | 70.5                     | 69.9                     | 67.1                     |  |  |  |  |  |  |  |  |  |  |
| Avg. Dist. to Rail [m] | 2.7                      | 1.3                      | 1.0                      | 3.5                      | 1.2                      |  |  |  |  |  |  |  |  |  |  |
| Avg. Stride Freq. [Hz] | 2.2                      | 2.2                      | 2.3                      | 2.5                      | 2.4                      |  |  |  |  |  |  |  |  |  |  |
| Avg. Stride Length [m] | 6.6                      | 7.3                      | 7.4                      | 7.2                      | 7.1                      |  |  |  |  |  |  |  |  |  |  |





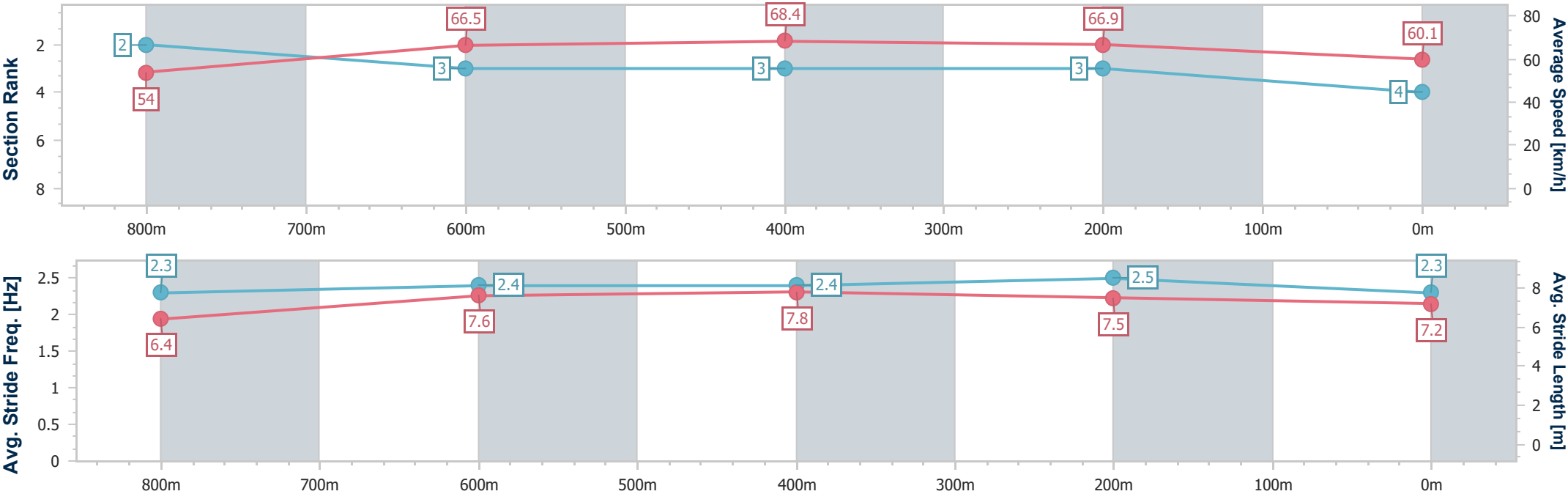
|                                |                |
|--------------------------------|----------------|
| Horse/Jockey Name              | Astapor        |
| Final Rank                     | 4              |
| Fastest Section Time (Section) | 0:10.44 (600m) |
| Top Speed [km/h] (Section)     | 70.7 (400m)    |
| Race State                     | Finished       |



Eagle Farm Professional  
Race 1: RACECOURSE VILLAGE Class 3 Plate - 1000m  
07 January 2026 - 13:35  
Track Rating: Good 4, Weather: Fine, Rail Position: +6m Entire



| Section                | Overall                  | 800m                     | 600m                     | 400m                     | 200m                     |  |  |  |  |  |  |  |  |  |  |
|------------------------|--------------------------|--------------------------|--------------------------|--------------------------|--------------------------|--|--|--|--|--|--|--|--|--|--|
| Section Times          | 0:57.44 [4]<br>(0:13.49) | 0:43.95 [2]<br>(0:10.82) | 0:33.13 [3]<br>(0:10.44) | 0:22.69 [3]<br>(0:10.70) | 0:11.99 [3]<br>(0:11.99) |  |  |  |  |  |  |  |  |  |  |
| Average Speed [km/h]   | 54.0                     | 66.5                     | 68.4                     | 66.9                     | 60.1                     |  |  |  |  |  |  |  |  |  |  |
| Top Speed [km/h]       | 63.9                     | 67.8                     | 69.8                     | 70.7                     | 67.9                     |  |  |  |  |  |  |  |  |  |  |
| Avg. Dist. to Rail [m] | 1.5                      | 1.6                      | 0.8                      | 5.6                      | 6.0                      |  |  |  |  |  |  |  |  |  |  |
| Avg. Stride Freq. [Hz] | 2.3                      | 2.4                      | 2.4                      | 2.5                      | 2.3                      |  |  |  |  |  |  |  |  |  |  |
| Avg. Stride Length [m] | 6.4                      | 7.6                      | 7.8                      | 7.5                      | 7.2                      |  |  |  |  |  |  |  |  |  |  |





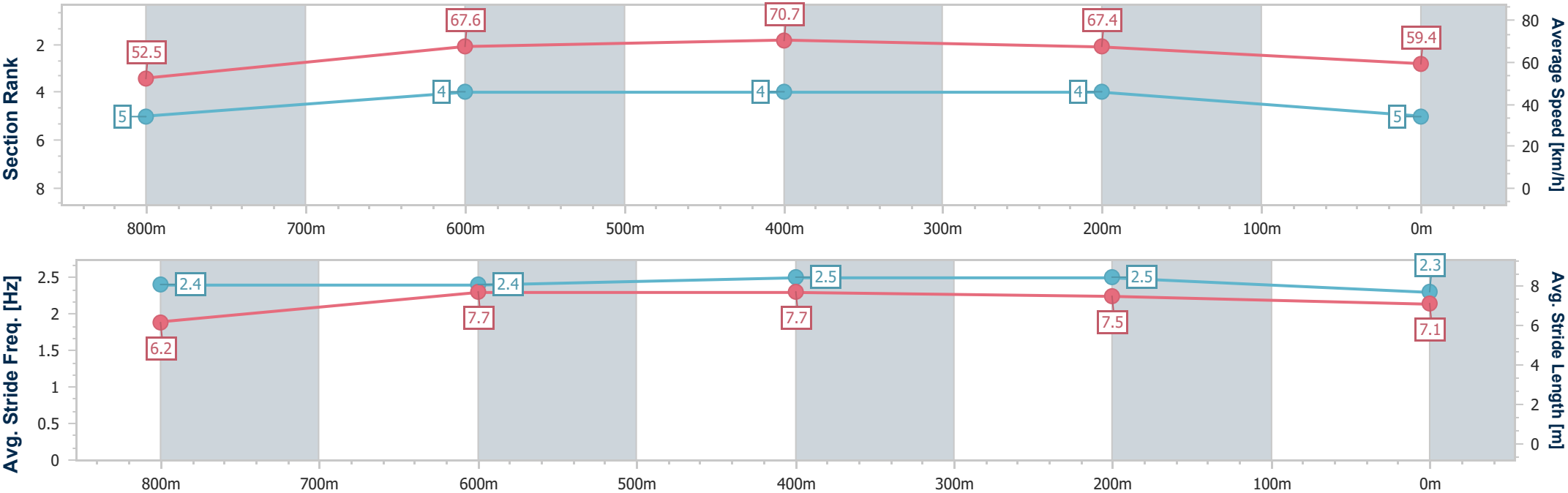
|                                |                   |
|--------------------------------|-------------------|
| Horse/Jockey Name              | Cuddles For Kimmy |
| Final Rank                     | 5                 |
| Fastest Section Time (Section) | 0:10.32 (600m)    |
| Top Speed [km/h] (Section)     | 72.3 (600m)       |
| Race State                     | Finished          |



Eagle FarmProfessional  
Race 1: RACECOURSE VILLAGE Class 3 Plate - 1000m  
07 January 2026 - 13:35  
Track Rating: Good 4, Weather: Fine, Rail Position: +6m Entire



| Section                | Overall                  | 800m                     | 600m                     | 400m                     | 200m                     |  |  |  |  |  |  |  |  |  |  |  |  |  |  |
|------------------------|--------------------------|--------------------------|--------------------------|--------------------------|--------------------------|--|--|--|--|--|--|--|--|--|--|--|--|--|--|
| Section Times          | 0:57.75 [5]<br>(0:13.82) | 0:43.93 [5]<br>(0:10.81) | 0:33.12 [4]<br>(0:10.32) | 0:22.80 [4]<br>(0:10.68) | 0:12.12 [4]<br>(0:12.12) |  |  |  |  |  |  |  |  |  |  |  |  |  |  |
| Average Speed [km/h]   | 52.5                     | 67.6                     | 70.7                     | 67.4                     | 59.4                     |  |  |  |  |  |  |  |  |  |  |  |  |  |  |
| Top Speed [km/h]       | 67.3                     | 68.7                     | 72.3                     | 70.4                     | 63.1                     |  |  |  |  |  |  |  |  |  |  |  |  |  |  |
| Avg. Dist. to Rail [m] | 3.0                      | 3.0                      | 3.0                      | 7.3                      | 5.9                      |  |  |  |  |  |  |  |  |  |  |  |  |  |  |
| Avg. Stride Freq. [Hz] | 2.4                      | 2.4                      | 2.5                      | 2.5                      | 2.3                      |  |  |  |  |  |  |  |  |  |  |  |  |  |  |
| Avg. Stride Length [m] | 6.2                      | 7.7                      | 7.7                      | 7.5                      | 7.1                      |  |  |  |  |  |  |  |  |  |  |  |  |  |  |





# Eagle Farm Professional

## Race 2: THE GIBSON Maiden Plate - 1200m

07 January 2026 - 14:10



BRISBANE  
RACING CLUB

Track Rating: Good 4, Weather: Fine, Rail Position: +6m Entire

| Section     |     | Overall              |         |                     |                    | 1000m                | 800m                 | 600m                 | 400m                 | 200m                 | Last 600m    |                           |             |
|-------------|-----|----------------------|---------|---------------------|--------------------|----------------------|----------------------|----------------------|----------------------|----------------------|--------------|---------------------------|-------------|
| Field Times |     | 1:10.77<br>(0:13.41) |         |                     |                    | 0:57.36<br>(0:10.73) | 0:46.63<br>(0:11.18) | 0:35.45<br>(0:11.42) | 0:24.03<br>(0:11.58) | 0:12.45<br>(0:12.45) | 0:35.45      |                           |             |
| Rank        | TAB | Horse/Jockey         | Barrier | Top Speed<br>[km/h] | Fastest<br>Section |                      |                      |                      |                      |                      | Margin       | Distance<br>Travelled [m] |             |
| 1           | 6   | ZEAMAIZE             | 12      | 68.0                | 0:10.86            | 1:10.77 [1]          | 0:56.34 [11]         | 0:45.48 [11]         | 0:34.51 [11]         | 0:23.26 [9]          | 0:12.00 [6]  | 1:10.77                   | 0:34.51     |
|             |     | Angela Jones         |         | 1000m               | 1000m              | (0:14.43)            | (0:10.86)            | (0:10.97)            | (0:11.25)            | (0:11.26)            | (0:12.00)    |                           |             |
| 2           | 8   | CLIODHNA MAEVE       | 3       | 68.4                | 0:10.75            | 1:10.82 [2]          | 0:56.69 [7]          | 0:45.94 [8]          | 0:34.79 [8]          | 0:23.32 [8]          | 0:12.21 [3]  | 0.31L                     | 0:34.79 +5  |
|             |     | Brandon Lerena       |         | 1000m               | 1000m              | (0:14.13)            | (0:10.75)            | (0:11.15)            | (0:11.47)            | (0:11.11)            | (0:12.21)    |                           |             |
| 3           | 7   | ANCIENT SCENT        | 4       | 68.6                | 0:10.73            | 1:10.96 [3]          | 0:57.55 [1]          | 0:46.82 [1]          | 0:35.64 [1]          | 0:24.22 [1]          | 0:12.64 [1]  | 1.15L                     | 0:35.64 +1  |
|             |     | Damien Thornton      |         | Overall             | 1000m              | (0:13.41)            | (0:10.73)            | (0:11.18)            | (0:11.42)            | (0:11.58)            | (0:12.64)    |                           |             |
| 4           | 3   | RALOS STAR           | 7       | 67.7                | 0:11.00            | 1:10.97 [4]          | 0:56.80 [10]         | 0:45.78 [10]         | 0:34.78 [9]          | 0:23.42 [10]         | 0:12.20 [5]  | 1.19L                     | 0:34.78 +3  |
|             |     | Sean Cormack         |         | 800m                | 800m               | (0:14.17)            | (0:11.02)            | (0:11.00)            | (0:11.36)            | (0:11.22)            | (0:12.20)    |                           |             |
| 5           | 4   | ROSA KISS            | 8       | 68.8                | 0:10.70            | 1:11.03 [5]          | 0:56.88 [9]          | 0:46.18 [7]          | 0:35.18 [6]          | 0:23.61 [7]          | 0:12.11 [10] | 1.54L                     | 0:35.18 +10 |
|             |     | Mark Du Plessis      |         | 1000m               | 1000m              | (0:14.15)            | (0:10.70)            | (0:11.00)            | (0:11.57)            | (0:11.50)            | (0:12.11)    |                           |             |
| 6           | 13  | MAGIC SNITZEL        | 5       | 67.3                | 0:10.98            | 1:11.06 [6]          | 0:57.27 [5]          | 0:46.29 [6]          | 0:35.12 [7]          | 0:23.66 [6]          | 0:12.27 [8]  | 1.71L                     | 0:35.12 +5  |
|             |     | Kyle Wilson-Taylor   |         | 1000m               | 1000m              | (0:13.79)            | (0:10.98)            | (0:11.17)            | (0:11.46)            | (0:11.39)            | (0:12.27)    |                           |             |
| 7           | 9   | EL CENTRO            | 6       | 70.3                | 0:10.66            | 1:11.33 [7]          | 0:57.73 [3]          | 0:47.07 [2]          | 0:35.91 [2]          | 0:24.44 [2]          | 0:12.73 [2]  | 3.34L                     | 0:35.91 +1  |
|             |     | Anthony Allen        |         | 1000m               | 1000m              | (0:13.60)            | (0:10.66)            | (0:11.16)            | (0:11.47)            | (0:11.71)            | (0:12.73)    |                           |             |
| 8           | 2   | MR STORMY            | 2       | 69.8                | 0:10.63            | 1:11.44 [8]          | 0:57.63 [6]          | 0:47.00 [4]          | 0:35.85 [4]          | 0:24.39 [5]          | 0:12.70 [4]  | 3.94L                     | 0:35.85 +5  |
|             |     | Georgina Cartwright  |         | 1000m               | 1000m              | (0:13.81)            | (0:10.63)            | (0:11.15)            | (0:11.46)            | (0:11.69)            | (0:12.70)    |                           |             |
| 9           | 5   | VERBALIZE            | 1       | 67.8                | 0:10.78            | 1:11.66 [9]          | 0:57.97 [4]          | 0:47.19 [5]          | 0:36.03 [5]          | 0:24.64 [3]          | 0:12.88 [7]  | 5.24L                     | 0:36.03 +0  |
|             |     | Jake Bayliss         |         | 1000m               | 1000m              | (0:13.69)            | (0:10.78)            | (0:11.16)            | (0:11.39)            | (0:11.76)            | (0:12.88)    |                           |             |
| 10          | 10  | MONAKEED             | 9       | 68.5                | 0:10.81            | 1:11.75 [10]         | 0:58.24 [2]          | 0:47.43 [3]          | 0:36.20 [3]          | 0:24.72 [4]          | 0:12.96 [9]  | 5.77L                     | 0:36.20 +7  |
|             |     | Ben Thompson         |         | Overall             | 1000m              | (0:13.51)            | (0:10.81)            | (0:11.23)            | (0:11.48)            | (0:11.76)            | (0:12.96)    |                           |             |

Scratched: Tam Na Ghar (#12)

Report Created: Wed 7 January 2026 14:30 GMT+1 (Note: Timing is based on position data)

Page 1/14

[ ] Ranking at each section and finish  
-:-:- No data available at this section  
NA No data available

SCN Saddle cloth number  
DNF Did not finish  
DNT Did not track

data processed by  TRIPLESDATA



**Eagle Farm Professional**  
**Race 2: THE GIBSON Maiden Plate - 1200m**  
**07 January 2026 - 14:10**



Track Rating: Good 4, Weather: Fine, Rail Position: +6m Entire

| Section     |     |                |         |                     |                    | Overall              | 1000m                | 800m                 | 600m                 | 400m                 | 200m                 | Last 600m |         |                           |
|-------------|-----|----------------|---------|---------------------|--------------------|----------------------|----------------------|----------------------|----------------------|----------------------|----------------------|-----------|---------|---------------------------|
| Field Times |     |                |         |                     |                    | 1:10.77<br>(0:13.41) | 0:57.36<br>(0:10.73) | 0:46.63<br>(0:11.18) | 0:35.45<br>(0:11.42) | 0:24.03<br>(0:11.58) | 0:12.45<br>(0:12.45) | 0:35.45   |         |                           |
| Rank        | TAB | Horse/Jockey   | Barrier | Top Speed<br>[km/h] | Fastest<br>Section |                      |                      |                      |                      |                      |                      | Margin    |         | Distance<br>Travelled [m] |
| 11          | 1   | JUNGLE WARRIOR | 11      | 68.6                | 0:11.00            | 1:11.90 [11]         | 0:57.41 [12]         | 0:46.41 [12]         | 0:35.32 [12]         | 0:23.65 [12]         | 0:12.29 [12]         | 6.68L     | 0:35.32 | +6                        |
|             |     | Chelsea Baker  |         | 800m                | 1000m              | (0:14.49)            | (0:11.00)            | (0:11.09)            | (0:11.67)            | (0:11.36)            | (0:12.29)            |           |         |                           |
| 12          | 11  | SPEEGLE        | 10      | 68.7                | 0:10.84            | 1:12.12 [12]         | 0:57.97 [8]          | 0:47.13 [9]          | 0:35.86 [10]         | 0:24.28 [11]         | 0:12.53 [11]         | 7.95L     | 0:35.86 | +9                        |
|             |     | Cejay Graham   |         | 1000m               | 1000m              | (0:14.15)            | (0:10.84)            | (0:11.27)            | (0:11.58)            | (0:11.75)            | (0:12.53)            |           |         |                           |

Scratched: Tam Na Ghar (#12)





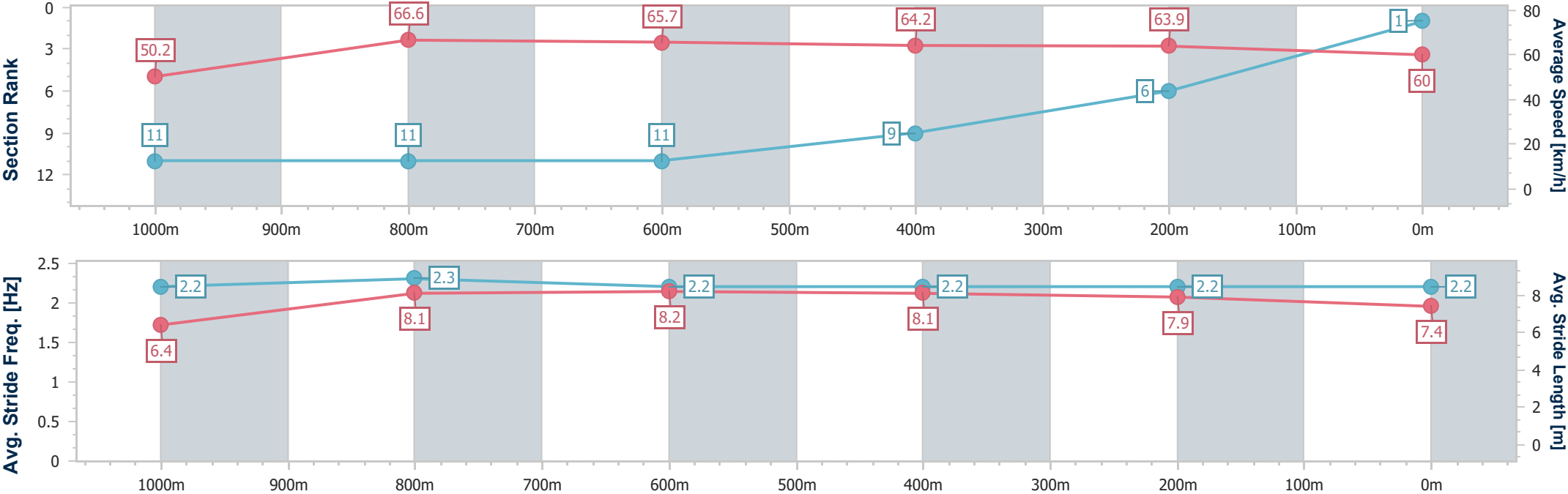
|                                |                 |
|--------------------------------|-----------------|
| Horse/Jockey Name              | Zeamaize        |
| Final Rank                     | 1               |
| Fastest Section Time (Section) | 0:10.86 (1000m) |
| Top Speed [km/h] (Section)     | 68.0 (1000m)    |
| Race State                     | Finished        |



Eagle Farm Professional  
Race 2: THE GIBSON Maiden Plate - 1200m  
07 January 2026 - 14:10  
Track Rating: Good 4, Weather: Fine, Rail Position: +6m Entire



| Section                | Overall                  | 1000m                     | 800m                      | 600m                      | 400m                     | 200m                     |  |  |  |  |  |  |  |
|------------------------|--------------------------|---------------------------|---------------------------|---------------------------|--------------------------|--------------------------|--|--|--|--|--|--|--|
| Section Times          | 1:10.77 [1]<br>(0:14.43) | 0:56.34 [11]<br>(0:10.86) | 0:45.48 [11]<br>(0:10.97) | 0:34.51 [11]<br>(0:11.25) | 0:23.26 [9]<br>(0:11.26) | 0:12.00 [6]<br>(0:12.00) |  |  |  |  |  |  |  |
| Average Speed [km/h]   | 50.2                     | 66.6                      | 65.7                      | 64.2                      | 63.9                     | 60.0                     |  |  |  |  |  |  |  |
| Top Speed [km/h]       | 66.2                     | 68.0                      | 67.8                      | 64.7                      | 65.3                     | 61.9                     |  |  |  |  |  |  |  |
| Avg. Dist. to Rail [m] | 7.1                      | 1.0                       | 0.7                       | 0.8                       | 1.6                      | 1.0                      |  |  |  |  |  |  |  |
| Avg. Stride Freq. [Hz] | 2.2                      | 2.3                       | 2.2                       | 2.2                       | 2.2                      | 2.2                      |  |  |  |  |  |  |  |
| Avg. Stride Length [m] | 6.4                      | 8.1                       | 8.2                       | 8.1                       | 7.9                      | 7.4                      |  |  |  |  |  |  |  |



[ ] Ranking at each section and finish  
-.-.- No data available at this section  
NA No data available



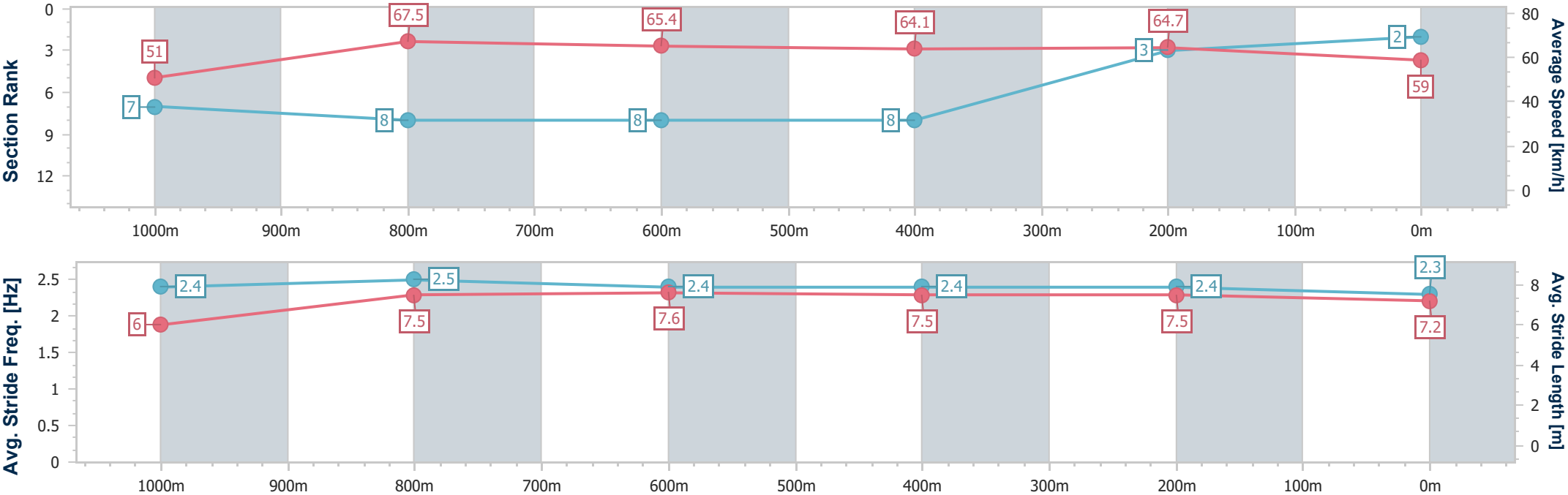
|                                |                 |
|--------------------------------|-----------------|
| Horse/Jockey Name              | Clíodhna Maeve  |
| Final Rank                     | 2               |
| Fastest Section Time (Section) | 0:10.75 (1000m) |
| Top Speed [km/h] (Section)     | 68.4 (1000m)    |
| Race State                     | Finished        |



Eagle Farm Professional  
Race 2: THE GIBSON Maiden Plate - 1200m  
07 January 2026 - 14:10  
Track Rating: Good 4, Weather: Fine, Rail Position: +6m Entire



| Section                | Overall                  | 1000m                    | 800m                     | 600m                     | 400m                     | 200m                     |  |  |  |  |  |  |  |
|------------------------|--------------------------|--------------------------|--------------------------|--------------------------|--------------------------|--------------------------|--|--|--|--|--|--|--|
| Section Times          | 1:10.82 [2]<br>(0:14.13) | 0:56.69 [7]<br>(0:10.75) | 0:45.94 [8]<br>(0:11.15) | 0:34.79 [8]<br>(0:11.47) | 0:23.32 [8]<br>(0:11.11) | 0:12.21 [3]<br>(0:12.21) |  |  |  |  |  |  |  |
| Average Speed [km/h]   | 51.0                     | 67.5                     | 65.4                     | 64.1                     | 64.7                     | 59.0                     |  |  |  |  |  |  |  |
| Top Speed [km/h]       | 66.0                     | 68.4                     | 67.2                     | 65.3                     | 67.3                     | 61.3                     |  |  |  |  |  |  |  |
| Avg. Dist. to Rail [m] | 3.5                      | 1.5                      | 3.1                      | 3.8                      | 6.5                      | 2.3                      |  |  |  |  |  |  |  |
| Avg. Stride Freq. [Hz] | 2.4                      | 2.5                      | 2.4                      | 2.4                      | 2.4                      | 2.3                      |  |  |  |  |  |  |  |
| Avg. Stride Length [m] | 6.0                      | 7.5                      | 7.6                      | 7.5                      | 7.5                      | 7.2                      |  |  |  |  |  |  |  |



[ ] Ranking at each section and finish  
-.-.- No data available at this section  
NA No data available



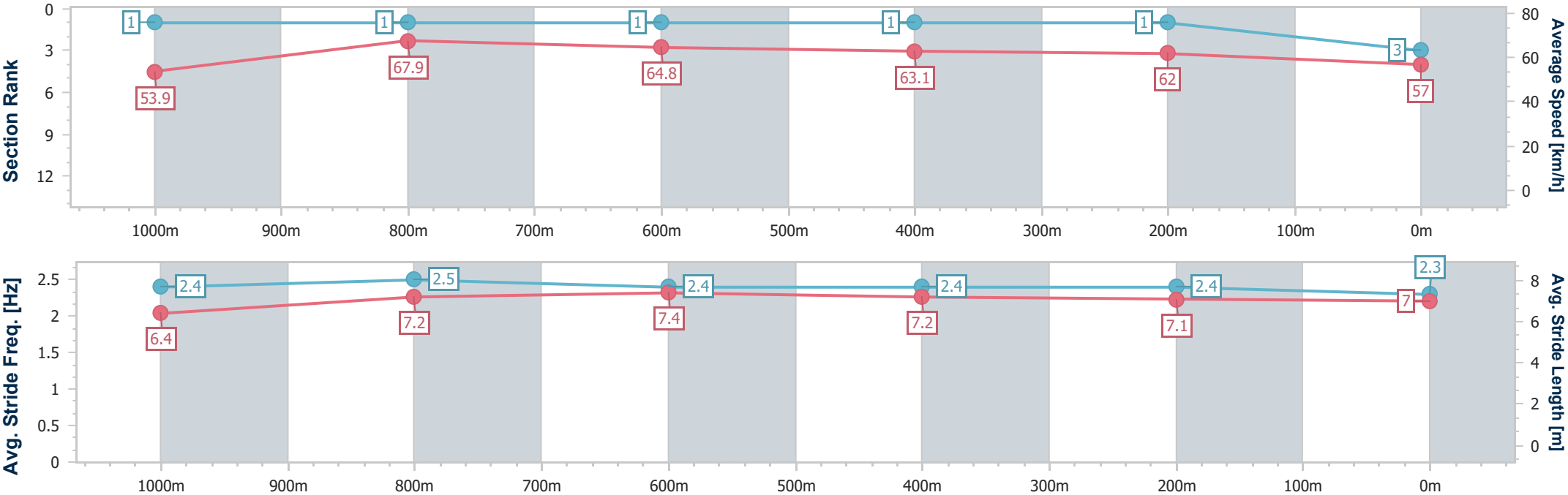
|                                |                 |
|--------------------------------|-----------------|
| Horse/Jockey Name              | Ancient Scent   |
| Final Rank                     | 3               |
| Fastest Section Time (Section) | 0:10.73 (1000m) |
| Top Speed [km/h] (Section)     | 68.6 (Overall)  |
| Race State                     | Finished        |



Eagle Farm Professional  
Race 2: THE GIBSON Maiden Plate - 1200m  
07 January 2026 - 14:10  
Track Rating: Good 4, Weather: Fine, Rail Position: +6m Entire



| Section                | Overall                  | 1000m                    | 800m                     | 600m                     | 400m                     | 200m                     |  |  |  |  |  |  |  |
|------------------------|--------------------------|--------------------------|--------------------------|--------------------------|--------------------------|--------------------------|--|--|--|--|--|--|--|
| Section Times          | 1:10.96 [3]<br>(0:13.41) | 0:57.55 [1]<br>(0:10.73) | 0:46.82 [1]<br>(0:11.18) | 0:35.64 [1]<br>(0:11.42) | 0:24.22 [1]<br>(0:11.58) | 0:12.64 [1]<br>(0:12.64) |  |  |  |  |  |  |  |
| Average Speed [km/h]   | 53.9                     | 67.9                     | 64.8                     | 63.1                     | 62.0                     | 57.0                     |  |  |  |  |  |  |  |
| Top Speed [km/h]       | 68.6                     | 68.6                     | 67.3                     | 63.8                     | 63.0                     | 60.4                     |  |  |  |  |  |  |  |
| Avg. Dist. to Rail [m] | 4.2                      | 2.5                      | 1.5                      | 0.3                      | 1.4                      | 2.6                      |  |  |  |  |  |  |  |
| Avg. Stride Freq. [Hz] | 2.4                      | 2.5                      | 2.4                      | 2.4                      | 2.4                      | 2.3                      |  |  |  |  |  |  |  |
| Avg. Stride Length [m] | 6.4                      | 7.2                      | 7.4                      | 7.2                      | 7.1                      | 7.0                      |  |  |  |  |  |  |  |



[ ] Ranking at each section and finish  
-.-.- No data available at this section  
NA No data available



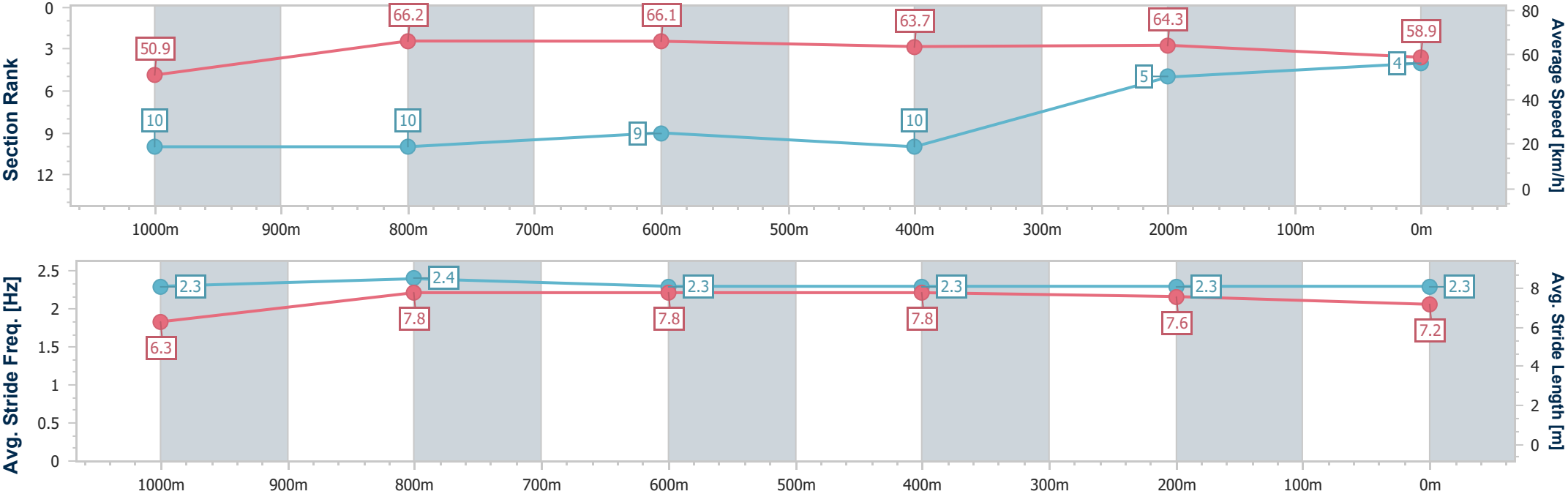
|                                |                |
|--------------------------------|----------------|
| Horse/Jockey Name              | Ralos Star     |
| Final Rank                     | 4              |
| Fastest Section Time (Section) | 0:11.00 (800m) |
| Top Speed [km/h] (Section)     | 67.7 (800m)    |
| Race State                     | Finished       |



Eagle Farm Professional  
Race 2: THE GIBSON Maiden Plate - 1200m  
07 January 2026 - 14:10  
Track Rating: Good 4, Weather: Fine, Rail Position: +6m Entire



| Section                | Overall                  | 1000m                     | 800m                      | 600m                     | 400m                      | 200m                     |  |  |  |  |  |  |  |
|------------------------|--------------------------|---------------------------|---------------------------|--------------------------|---------------------------|--------------------------|--|--|--|--|--|--|--|
| Section Times          | 1:10.97 [4]<br>(0:14.17) | 0:56.80 [10]<br>(0:11.02) | 0:45.78 [10]<br>(0:11.00) | 0:34.78 [9]<br>(0:11.36) | 0:23.42 [10]<br>(0:11.22) | 0:12.20 [5]<br>(0:12.20) |  |  |  |  |  |  |  |
| Average Speed [km/h]   | 50.9                     | 66.2                      | 66.1                      | 63.7                     | 64.3                      | 58.9                     |  |  |  |  |  |  |  |
| Top Speed [km/h]       | 65.4                     | 67.0                      | 67.7                      | 64.4                     | 65.4                      | 62.1                     |  |  |  |  |  |  |  |
| Avg. Dist. to Rail [m] | 6.0                      | 2.9                       | 2.2                       | 1.1                      | 6.1                       | 3.9                      |  |  |  |  |  |  |  |
| Avg. Stride Freq. [Hz] | 2.3                      | 2.4                       | 2.3                       | 2.3                      | 2.3                       | 2.3                      |  |  |  |  |  |  |  |
| Avg. Stride Length [m] | 6.3                      | 7.8                       | 7.8                       | 7.8                      | 7.6                       | 7.2                      |  |  |  |  |  |  |  |





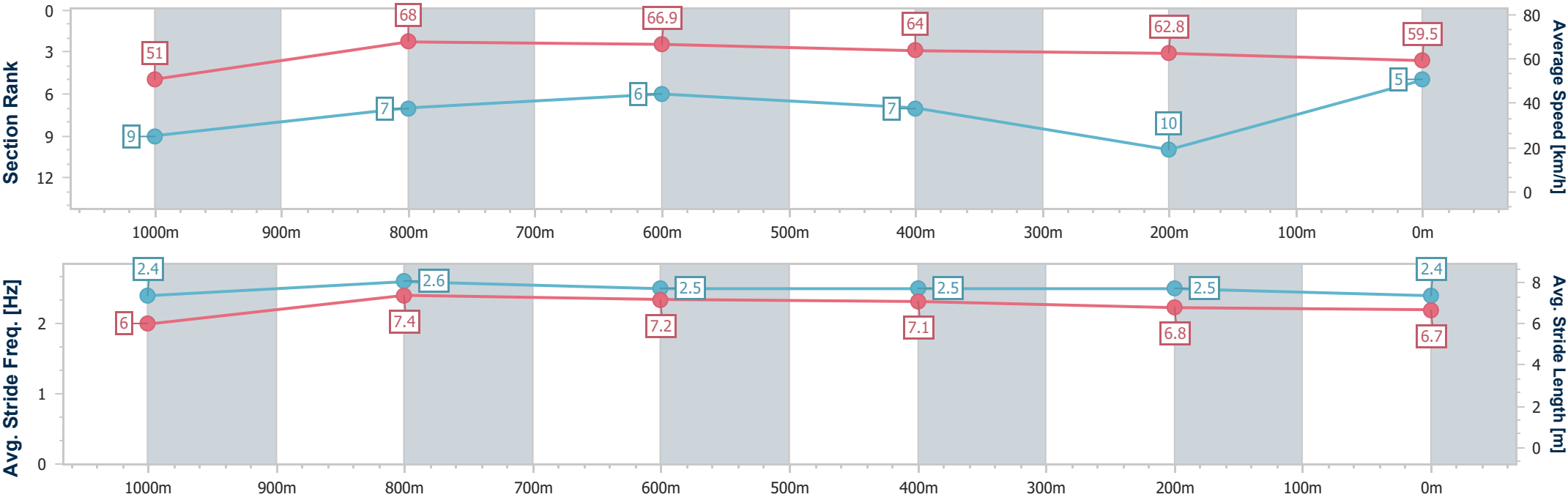
|                                |                 |
|--------------------------------|-----------------|
| Horse/Jockey Name              | Rosa Kiss       |
| Final Rank                     | 5               |
| Fastest Section Time (Section) | 0:10.70 (1000m) |
| Top Speed [km/h] (Section)     | 68.8 (1000m)    |
| Race State                     | Finished        |



Eagle Farm Professional  
Race 2: THE GIBSON Maiden Plate - 1200m  
07 January 2026 - 14:10  
Track Rating: Good 4, Weather: Fine, Rail Position: +6m Entire



| Section                | Overall                  | 1000m                    | 800m                     | 600m                     | 400m                     | 200m                      |  |  |  |  |  |  |  |
|------------------------|--------------------------|--------------------------|--------------------------|--------------------------|--------------------------|---------------------------|--|--|--|--|--|--|--|
| Section Times          | 1:11.03 [5]<br>(0:14.15) | 0:56.88 [9]<br>(0:10.70) | 0:46.18 [7]<br>(0:11.00) | 0:35.18 [6]<br>(0:11.57) | 0:23.61 [7]<br>(0:11.50) | 0:12.11 [10]<br>(0:12.11) |  |  |  |  |  |  |  |
| Average Speed [km/h]   | 51.0                     | 68.0                     | 66.9                     | 64.0                     | 62.8                     | 59.5                      |  |  |  |  |  |  |  |
| Top Speed [km/h]       | 67.4                     | 68.8                     | 68.1                     | 64.9                     | 65.8                     | 61.2                      |  |  |  |  |  |  |  |
| Avg. Dist. to Rail [m] | 4.9                      | 2.6                      | 4.3                      | 6.4                      | 8.5                      | 6.2                       |  |  |  |  |  |  |  |
| Avg. Stride Freq. [Hz] | 2.4                      | 2.6                      | 2.5                      | 2.5                      | 2.5                      | 2.4                       |  |  |  |  |  |  |  |
| Avg. Stride Length [m] | 6.0                      | 7.4                      | 7.2                      | 7.1                      | 6.8                      | 6.7                       |  |  |  |  |  |  |  |



[ ] Ranking at each section and finish  
-.-.- No data available at this section  
NA No data available



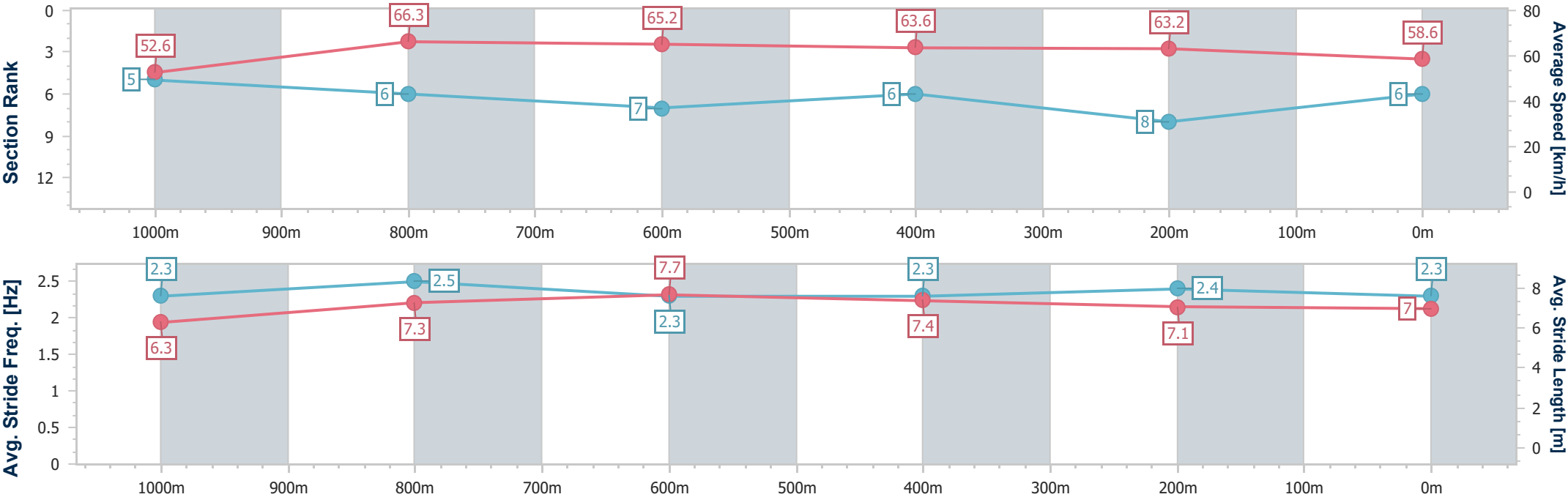
|                                |                 |
|--------------------------------|-----------------|
| Horse/Jockey Name              | Magic Snitzel   |
| Final Rank                     | 6               |
| Fastest Section Time (Section) | 0:10.98 (1000m) |
| Top Speed [km/h] (Section)     | 67.3 (1000m)    |
| Race State                     | Finished        |



Eagle Farm Professional  
Race 2: THE GIBSON Maiden Plate - 1200m  
07 January 2026 - 14:10  
Track Rating: Good 4, Weather: Fine, Rail Position: +6m Entire



| Section                | Overall                  | 1000m                    | 800m                     | 600m                     | 400m                     | 200m                     |  |  |  |  |  |  |  |
|------------------------|--------------------------|--------------------------|--------------------------|--------------------------|--------------------------|--------------------------|--|--|--|--|--|--|--|
| Section Times          | 1:11.06 [6]<br>(0:13.79) | 0:57.27 [5]<br>(0:10.98) | 0:46.29 [6]<br>(0:11.17) | 0:35.12 [7]<br>(0:11.46) | 0:23.66 [6]<br>(0:11.39) | 0:12.27 [8]<br>(0:12.27) |  |  |  |  |  |  |  |
| Average Speed [km/h]   | 52.6                     | 66.3                     | 65.2                     | 63.6                     | 63.2                     | 58.6                     |  |  |  |  |  |  |  |
| Top Speed [km/h]       | 67.1                     | 67.3                     | 66.9                     | 64.7                     | 64.7                     | 62.2                     |  |  |  |  |  |  |  |
| Avg. Dist. to Rail [m] | 4.5                      | 2.7                      | 1.9                      | 2.7                      | 5.8                      | 2.8                      |  |  |  |  |  |  |  |
| Avg. Stride Freq. [Hz] | 2.3                      | 2.5                      | 2.3                      | 2.3                      | 2.4                      | 2.3                      |  |  |  |  |  |  |  |
| Avg. Stride Length [m] | 6.3                      | 7.3                      | 7.7                      | 7.4                      | 7.1                      | 7.0                      |  |  |  |  |  |  |  |





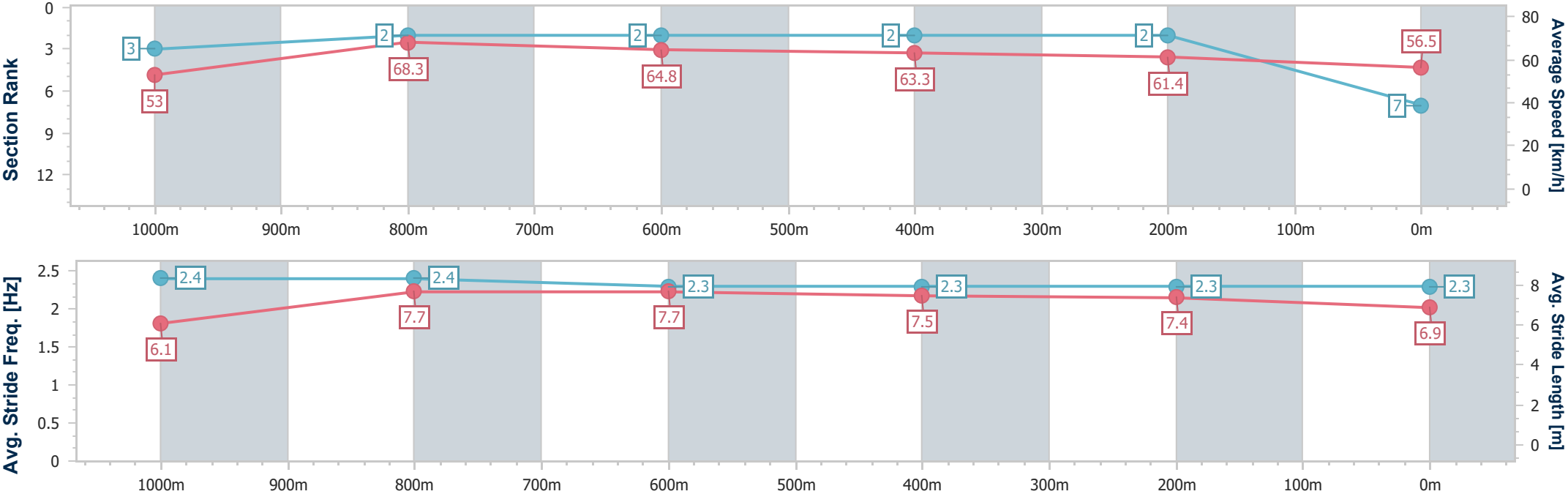
|                                |                 |
|--------------------------------|-----------------|
| Horse/Jockey Name              | El Centro       |
| Final Rank                     | 7               |
| Fastest Section Time (Section) | 0:10.66 (1000m) |
| Top Speed [km/h] (Section)     | 70.3 (1000m)    |
| Race State                     | Finished        |



Eagle Farm Professional  
Race 2: THE GIBSON Maiden Plate - 1200m  
07 January 2026 - 14:10  
Track Rating: Good 4, Weather: Fine, Rail Position: +6m Entire



| Section                | Overall                  | 1000m                    | 800m                     | 600m                     | 400m                     | 200m                     |  |  |  |  |  |  |  |  |
|------------------------|--------------------------|--------------------------|--------------------------|--------------------------|--------------------------|--------------------------|--|--|--|--|--|--|--|--|
| Section Times          | 1:11.33 [7]<br>(0:13.60) | 0:57.73 [3]<br>(0:10.66) | 0:47.07 [2]<br>(0:11.16) | 0:35.91 [2]<br>(0:11.47) | 0:24.44 [2]<br>(0:11.71) | 0:12.73 [2]<br>(0:12.73) |  |  |  |  |  |  |  |  |
| Average Speed [km/h]   | 53.0                     | 68.3                     | 64.8                     | 63.3                     | 61.4                     | 56.5                     |  |  |  |  |  |  |  |  |
| Top Speed [km/h]       | 69.9                     | 70.3                     | 66.9                     | 63.9                     | 63.3                     | 60.1                     |  |  |  |  |  |  |  |  |
| Avg. Dist. to Rail [m] | 5.3                      | 1.7                      | 1.6                      | 1.1                      | 0.8                      | 0.8                      |  |  |  |  |  |  |  |  |
| Avg. Stride Freq. [Hz] | 2.4                      | 2.4                      | 2.3                      | 2.3                      | 2.3                      | 2.3                      |  |  |  |  |  |  |  |  |
| Avg. Stride Length [m] | 6.1                      | 7.7                      | 7.7                      | 7.5                      | 7.4                      | 6.9                      |  |  |  |  |  |  |  |  |



[ ] Ranking at each section and finish  
- - - - No data available at this section  
NA No data available



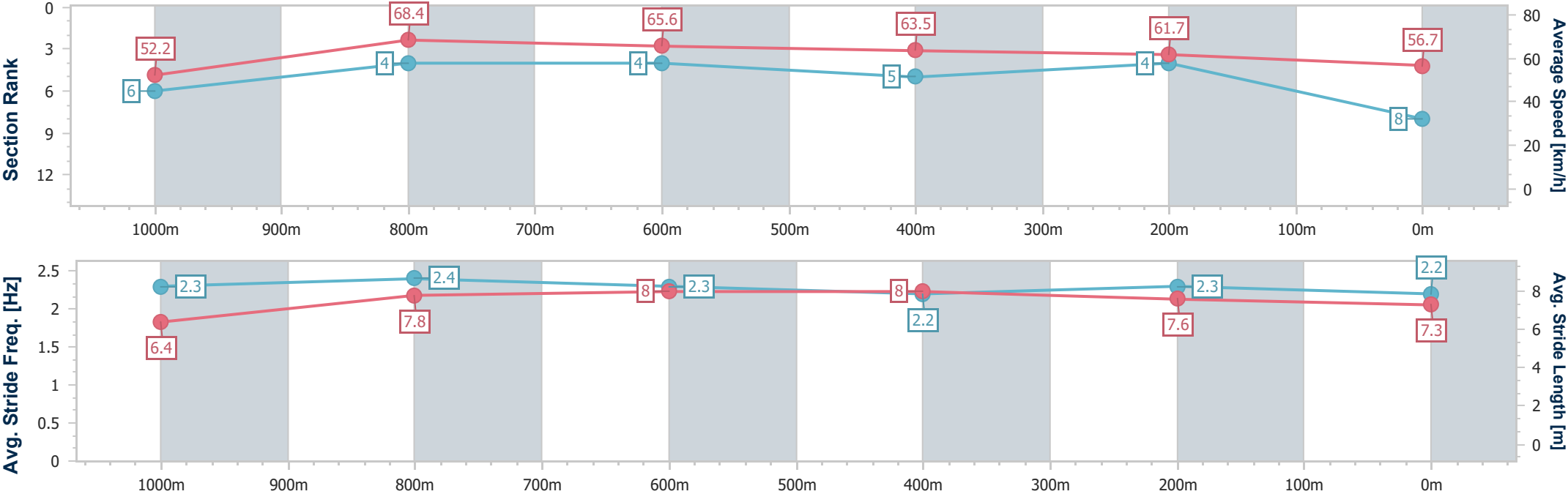
|                                |                 |
|--------------------------------|-----------------|
| Horse/Jockey Name              | Mr Stormy       |
| Final Rank                     | 8               |
| Fastest Section Time (Section) | 0:10.63 (1000m) |
| Top Speed [km/h] (Section)     | 69.8 (1000m)    |
| Race State                     | Finished        |



Eagle Farm Professional  
Race 2: THE GIBSON Maiden Plate - 1200m  
07 January 2026 - 14:10  
Track Rating: Good 4, Weather: Fine, Rail Position: +6m Entire



| Section                | Overall                  | 1000m                    | 800m                     | 600m                     | 400m                     | 200m                     |  |  |  |  |  |  |  |
|------------------------|--------------------------|--------------------------|--------------------------|--------------------------|--------------------------|--------------------------|--|--|--|--|--|--|--|
| Section Times          | 1:11.44 [8]<br>(0:13.81) | 0:57.63 [6]<br>(0:10.63) | 0:47.00 [4]<br>(0:11.15) | 0:35.85 [4]<br>(0:11.46) | 0:24.39 [5]<br>(0:11.69) | 0:12.70 [4]<br>(0:12.70) |  |  |  |  |  |  |  |
| Average Speed [km/h]   | 52.2                     | 68.4                     | 65.6                     | 63.5                     | 61.7                     | 56.7                     |  |  |  |  |  |  |  |
| Top Speed [km/h]       | 67.7                     | 69.8                     | 68.6                     | 63.8                     | 63.3                     | 60.6                     |  |  |  |  |  |  |  |
| Avg. Dist. to Rail [m] | 2.6                      | 2.1                      | 3.1                      | 2.4                      | 2.9                      | 1.1                      |  |  |  |  |  |  |  |
| Avg. Stride Freq. [Hz] | 2.3                      | 2.4                      | 2.3                      | 2.2                      | 2.3                      | 2.2                      |  |  |  |  |  |  |  |
| Avg. Stride Length [m] | 6.4                      | 7.8                      | 8.0                      | 8.0                      | 7.6                      | 7.3                      |  |  |  |  |  |  |  |







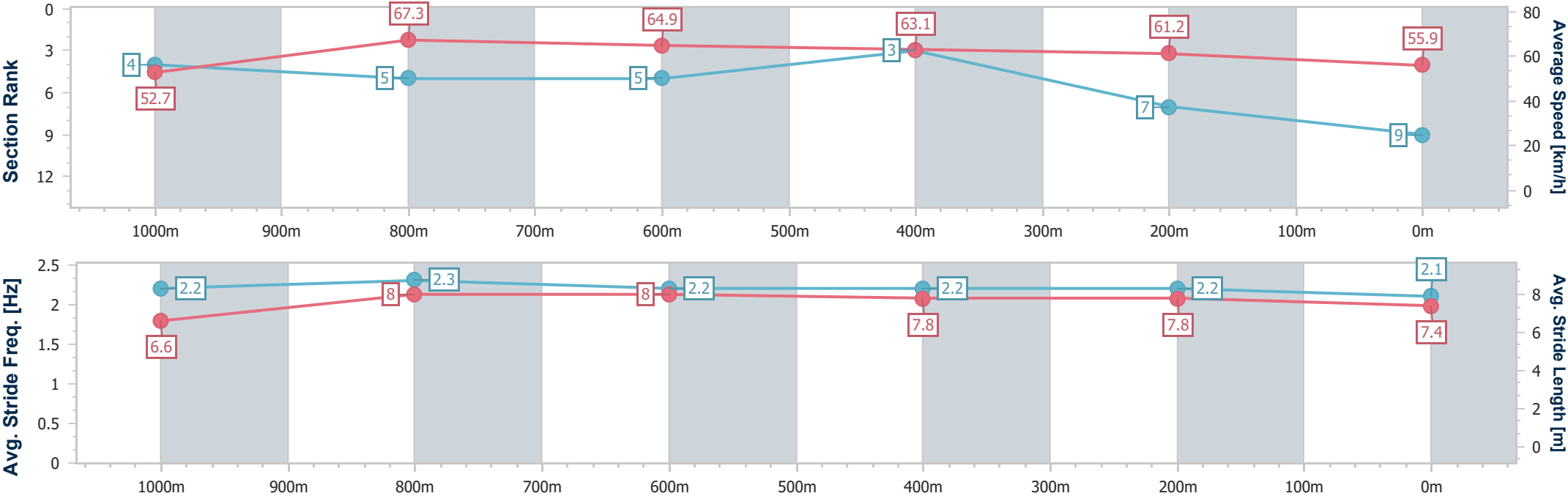
|                                |                 |
|--------------------------------|-----------------|
| Horse/Jockey Name              | Verbalize       |
| Final Rank                     | 9               |
| Fastest Section Time (Section) | 0:10.78 (1000m) |
| Top Speed [km/h] (Section)     | 67.8 (1000m)    |
| Race State                     | Finished        |



Eagle Farm Professional  
Race 2: THE GIBSON Maiden Plate - 1200m  
07 January 2026 - 14:10  
Track Rating: Good 4, Weather: Fine, Rail Position: +6m Entire



| Section                | Overall                  | 1000m                    | 800m                     | 600m                     | 400m                     | 200m                     |  |  |  |  |  |  |  |
|------------------------|--------------------------|--------------------------|--------------------------|--------------------------|--------------------------|--------------------------|--|--|--|--|--|--|--|
| Section Times          | 1:11.66 [9]<br>(0:13.69) | 0:57.97 [4]<br>(0:10.78) | 0:47.19 [5]<br>(0:11.16) | 0:36.03 [5]<br>(0:11.39) | 0:24.64 [3]<br>(0:11.76) | 0:12.88 [7]<br>(0:12.88) |  |  |  |  |  |  |  |
| Average Speed [km/h]   | 52.7                     | 67.3                     | 64.9                     | 63.1                     | 61.2                     | 55.9                     |  |  |  |  |  |  |  |
| Top Speed [km/h]       | 66.1                     | 67.8                     | 66.8                     | 63.9                     | 62.5                     | 60.5                     |  |  |  |  |  |  |  |
| Avg. Dist. to Rail [m] | 1.5                      | 1.7                      | 1.0                      | 0.5                      | 0.3                      | 0.8                      |  |  |  |  |  |  |  |
| Avg. Stride Freq. [Hz] | 2.2                      | 2.3                      | 2.2                      | 2.2                      | 2.2                      | 2.1                      |  |  |  |  |  |  |  |
| Avg. Stride Length [m] | 6.6                      | 8.0                      | 8.0                      | 7.8                      | 7.8                      | 7.4                      |  |  |  |  |  |  |  |





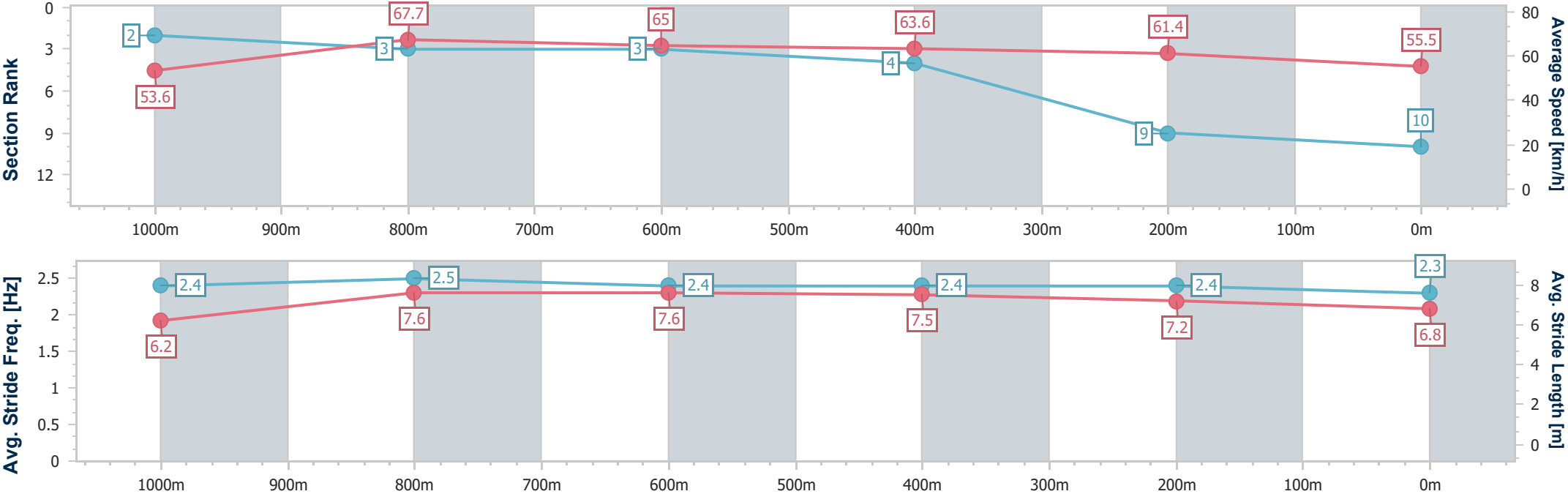
|                                |                 |
|--------------------------------|-----------------|
| Horse/Jockey Name              | Monakeed        |
| Final Rank                     | 10              |
| Fastest Section Time (Section) | 0:10.81 (1000m) |
| Top Speed [km/h] (Section)     | 68.5 (Overall)  |
| Race State                     | Finished        |



Eagle Farm Professional  
Race 2: THE GIBSON Maiden Plate - 1200m  
07 January 2026 - 14:10  
Track Rating: Good 4, Weather: Fine, Rail Position: +6m Entire



| Section                | Overall                   | 1000m                    | 800m                     | 600m                     | 400m                     | 200m                     |  |  |  |  |  |  |  |
|------------------------|---------------------------|--------------------------|--------------------------|--------------------------|--------------------------|--------------------------|--|--|--|--|--|--|--|
| Section Times          | 1:11.75 [10]<br>(0:13.51) | 0:58.24 [2]<br>(0:10.81) | 0:47.43 [3]<br>(0:11.23) | 0:36.20 [3]<br>(0:11.48) | 0:24.72 [4]<br>(0:11.76) | 0:12.96 [9]<br>(0:12.96) |  |  |  |  |  |  |  |
| Average Speed [km/h]   | 53.6                      | 67.7                     | 65.0                     | 63.6                     | 61.4                     | 55.5                     |  |  |  |  |  |  |  |
| Top Speed [km/h]       | 68.5                      | 68.0                     | 67.3                     | 64.2                     | 63.7                     | 59.3                     |  |  |  |  |  |  |  |
| Avg. Dist. to Rail [m] | 7.2                       | 3.0                      | 3.5                      | 3.0                      | 4.3                      | 3.2                      |  |  |  |  |  |  |  |
| Avg. Stride Freq. [Hz] | 2.4                       | 2.5                      | 2.4                      | 2.4                      | 2.4                      | 2.3                      |  |  |  |  |  |  |  |
| Avg. Stride Length [m] | 6.2                       | 7.6                      | 7.6                      | 7.5                      | 7.2                      | 6.8                      |  |  |  |  |  |  |  |





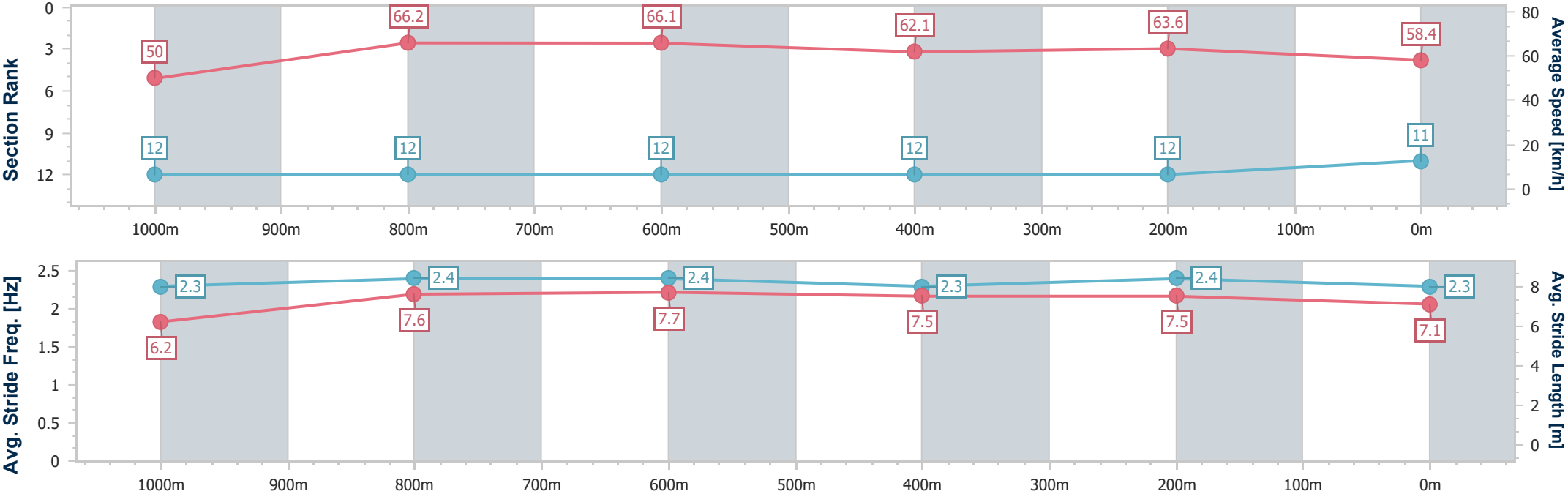
|                                |                 |
|--------------------------------|-----------------|
| Horse/Jockey Name              | Jungle Warrior  |
| Final Rank                     | 11              |
| Fastest Section Time (Section) | 0:11.00 (1000m) |
| Top Speed [km/h] (Section)     | 68.6 (800m)     |
| Race State                     | Finished        |



Eagle Farm Professional  
Race 2: THE GIBSON Maiden Plate - 1200m  
07 January 2026 - 14:10  
Track Rating: Good 4, Weather: Fine, Rail Position: +6m Entire



| Section                | Overall                   | 1000m                     | 800m                      | 600m                      | 400m                      | 200m                      |  |  |  |  |  |  |  |
|------------------------|---------------------------|---------------------------|---------------------------|---------------------------|---------------------------|---------------------------|--|--|--|--|--|--|--|
| Section Times          | 1:11.90 [11]<br>(0:14.49) | 0:57.41 [12]<br>(0:11.00) | 0:46.41 [12]<br>(0:11.09) | 0:35.32 [12]<br>(0:11.67) | 0:23.65 [12]<br>(0:11.36) | 0:12.29 [12]<br>(0:12.29) |  |  |  |  |  |  |  |
| Average Speed [km/h]   | 50.0                      | 66.2                      | 66.1                      | 62.1                      | 63.6                      | 58.4                      |  |  |  |  |  |  |  |
| Top Speed [km/h]       | 64.4                      | 68.1                      | 68.6                      | 63.0                      | 64.9                      | 62.7                      |  |  |  |  |  |  |  |
| Avg. Dist. to Rail [m] | 8.4                       | 3.1                       | 3.6                       | 1.4                       | 2.5                       | 1.7                       |  |  |  |  |  |  |  |
| Avg. Stride Freq. [Hz] | 2.3                       | 2.4                       | 2.4                       | 2.3                       | 2.4                       | 2.3                       |  |  |  |  |  |  |  |
| Avg. Stride Length [m] | 6.2                       | 7.6                       | 7.7                       | 7.5                       | 7.5                       | 7.1                       |  |  |  |  |  |  |  |



[ ] Ranking at each section and finish  
-.-.- No data available at this section  
NA No data available



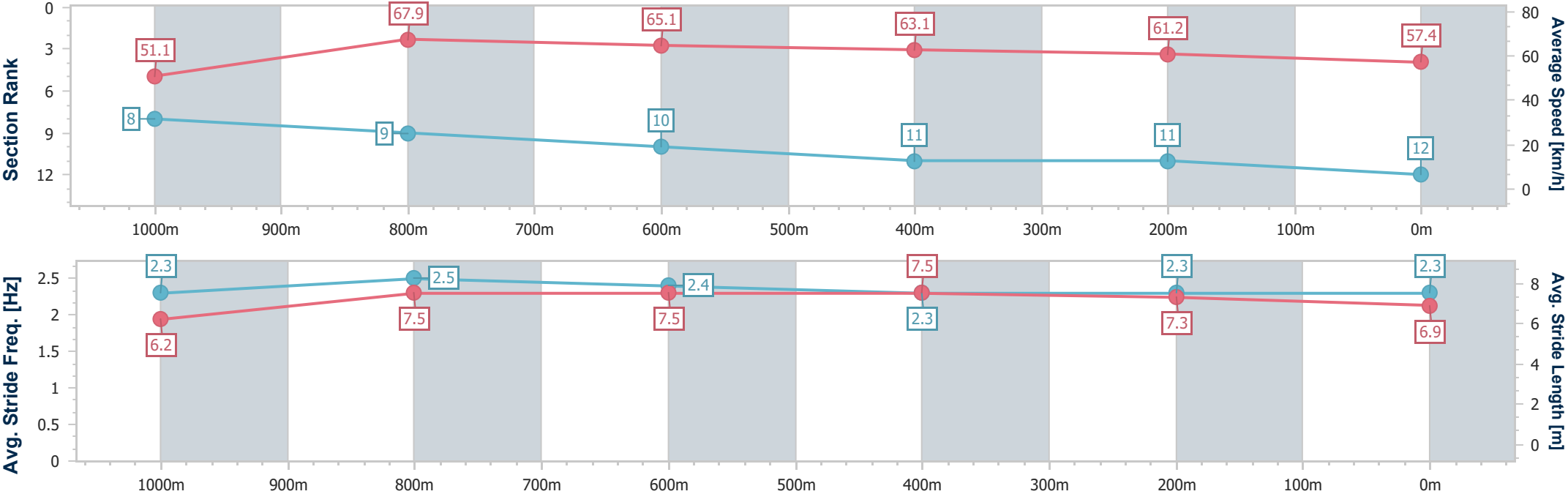
|                                |                 |
|--------------------------------|-----------------|
| Horse/Jockey Name              | Speegle         |
| Final Rank                     | 12              |
| Fastest Section Time (Section) | 0:10.84 (1000m) |
| Top Speed [km/h] (Section)     | 68.7 (1000m)    |
| Race State                     | Finished        |



Eagle Farm Professional  
Race 2: THE GIBSON Maiden Plate - 1200m  
07 January 2026 - 14:10  
Track Rating: Good 4, Weather: Fine, Rail Position: +6m Entire



| Section                | Overall                   | 1000m                    | 800m                     | 600m                      | 400m                      | 200m                      |  |  |  |  |  |  |  |
|------------------------|---------------------------|--------------------------|--------------------------|---------------------------|---------------------------|---------------------------|--|--|--|--|--|--|--|
| Section Times          | 1:12.12 [12]<br>(0:14.15) | 0:57.97 [8]<br>(0:10.84) | 0:47.13 [9]<br>(0:11.27) | 0:35.86 [10]<br>(0:11.58) | 0:24.28 [11]<br>(0:11.75) | 0:12.53 [11]<br>(0:12.53) |  |  |  |  |  |  |  |
| Average Speed [km/h]   | 51.1                      | 67.9                     | 65.1                     | 63.1                      | 61.2                      | 57.4                      |  |  |  |  |  |  |  |
| Top Speed [km/h]       | 66.0                      | 68.7                     | 68.0                     | 64.4                      | 62.5                      | 60.3                      |  |  |  |  |  |  |  |
| Avg. Dist. to Rail [m] | 7.8                       | 4.5                      | 3.9                      | 3.1                       | 5.1                       | 4.9                       |  |  |  |  |  |  |  |
| Avg. Stride Freq. [Hz] | 2.3                       | 2.5                      | 2.4                      | 2.3                       | 2.3                       | 2.3                       |  |  |  |  |  |  |  |
| Avg. Stride Length [m] | 6.2                       | 7.5                      | 7.5                      | 7.5                       | 7.3                       | 6.9                       |  |  |  |  |  |  |  |





## Eagle Farm Professional

### Race 3: SKY RACING QTIS Three-Year-Old Maiden Plate - 1400m

07 January 2026 - 14:49



BRISBANE  
RACING CLUB

Track Rating: Good 4, Weather: Fine, Rail Position: +6m Entire

| Section     |     |                    |         |                     |                    | Overall              | 1200m                | 1000m                | 800m                 | 600m                 | 400m                 | Last 600m   |                           |
|-------------|-----|--------------------|---------|---------------------|--------------------|----------------------|----------------------|----------------------|----------------------|----------------------|----------------------|-------------|---------------------------|
| Field Times |     |                    |         |                     |                    | 1:23.54<br>(0:13.66) | 1:09.88<br>(0:11.11) | 0:58.77<br>(0:11.74) | 0:47.03<br>(0:12.06) | 0:34.97<br>(0:11.71) | 0:23.26<br>(0:11.24) | 0:34.97     |                           |
| Rank        | TAB | Horse/Jockey       | Barrier | Top Speed<br>[km/h] | Fastest<br>Section |                      |                      |                      |                      |                      |                      |             | Distance<br>Travelled [m] |
| 1           | 6   | KOHLER KID         | 11      | 67.4                | 0:11.16            | 1:23.54 [1]          | 1:09.87 [2]          | 0:58.71 [2]          | 0:46.89 [2]          | 0:34.84 [2]          | 0:23.25 [2]          | 0:34.84     |                           |
|             |     | Angela Jones       |         | 1200m               | 1200m              | (0:13.67)            | (0:11.16)            | (0:11.82)            | (0:12.05)            | (0:11.59)            | (0:11.23)            |             |                           |
| 2           | 2   | ASTER N EFFORT     | 3       | 64.8                | 0:11.30            | 1:23.80 [2]          | 1:09.87 [6]          | 0:58.54 [6]          | 0:46.87 [6]          | 0:34.95 [4]          | 0:23.20 [5]          | 0:34.95 +3  |                           |
|             |     | Ben Thompson       |         | 400m                | 400m               | (0:13.93)            | (0:11.33)            | (0:11.67)            | (0:11.92)            | (0:11.75)            | (0:11.30)            |             |                           |
| 3           | 14  | STRIKE ME PINK     | 7       | 66.3                | 0:11.06            | 1:23.87 [3]          | 1:09.61 [9]          | 0:58.30 [9]          | 0:46.55 [9]          | 0:34.59 [10]         | 0:22.89 [10]         | 0:34.59 +6  |                           |
|             |     | Jake Bayliss       |         | 1200m               | 400m               | (0:14.26)            | (0:11.31)            | (0:11.75)            | (0:11.96)            | (0:11.70)            | (0:11.06)            |             |                           |
| 4           | 12  | PARADISE AS USUAL  | 8       | 65.7                | 0:11.18            | 1:23.98 [4]          | 1:09.63 [10]         | 0:58.18 [10]         | 0:46.43 [10]         | 0:34.73 [9]          | 0:23.16 [9]          | 0:34.73 +4  |                           |
|             |     | Micheal Hellyer    |         | 400m                | 400m               | (0:14.35)            | (0:11.45)            | (0:11.75)            | (0:11.70)            | (0:11.57)            | (0:11.18)            |             |                           |
| 5           | 1   | ARTISTIC ENDEAVOUR | 5       | 66.8                | 0:11.21            | 1:24.00 [5]          | 1:10.27 [4]          | 0:58.96 [4]          | 0:47.14 [5]          | 0:35.13 [5]          | 0:23.39 [7]          | 0:35.13 +6  |                           |
|             |     | Damien Thornton    |         | Overall             | 400m               | (0:13.73)            | (0:11.31)            | (0:11.82)            | (0:12.01)            | (0:11.74)            | (0:11.21)            |             |                           |
| 6           | 11  | KATIE AINE         | 2       | 65.5                | 0:11.31            | 1:24.13 [6]          | 1:10.43 [3]          | 0:59.08 [5]          | 0:47.28 [4]          | 0:35.15 [7]          | 0:23.60 [4]          | 0:35.15 -1  |                           |
|             |     | Harrison Shaw      |         | Overall             | 400m               | (0:13.70)            | (0:11.35)            | (0:11.80)            | (0:12.13)            | (0:11.55)            | (0:11.31)            |             |                           |
| 7           | 10  | SPOT THE AUSSIE    | 1       | 65.9                | 0:11.32            | 1:24.36 [7]          | 1:10.37 [7]          | 0:58.97 [7]          | 0:47.30 [7]          | 0:35.29 [8]          | 0:23.57 [8]          | 0:35.29 +4  |                           |
|             |     | Cejay Graham       |         | Overall             | 400m               | (0:13.99)            | (0:11.40)            | (0:11.67)            | (0:12.01)            | (0:11.72)            | (0:11.32)            |             |                           |
| 8           | 15  | SWANFELS           | 9       | 65.6                | 0:11.17            | 1:24.39 [8]          | 1:09.79 [11]         | 0:58.35 [11]         | 0:46.69 [11]         | 0:34.92 [11]         | 0:23.37 [11]         | 0:34.92 +5  |                           |
|             |     | Daniel Moor        |         | 400m                | 400m               | (0:14.60)            | (0:11.44)            | (0:11.66)            | (0:11.77)            | (0:11.55)            | (0:11.17)            |             |                           |
| 9           | 7   | KUIA MA            | 6       | 66.2                | 0:11.11            | 1:24.44 [9]          | 1:10.78 [1]          | 0:59.67 [1]          | 0:47.93 [1]          | 0:35.87 [1]          | 0:24.16 [1]          | 0:35.87 +3  |                           |
|             |     | Montana Philpot    |         | 1200m               | 1200m              | (0:13.66)            | (0:11.11)            | (0:11.74)            | (0:12.06)            | (0:11.71)            | (0:11.53)            |             |                           |
| 10          | 4   | CERTIFY            | 10      | 66.3                | 0:11.17            | 1:25.36 [10]         | 1:11.51 [5]          | 1:00.34 [3]          | 0:48.58 [3]          | 0:36.61 [3]          | 0:24.92 [3]          | 0:36.61 +14 |                           |
|             |     | Michael Rodd       |         | Overall             | 1200m              | (0:13.85)            | (0:11.17)            | (0:11.76)            | (0:11.97)            | (0:11.69)            | (0:11.68)            |             |                           |

Scratched: Espada Ropera (#5), Pungwe River (#8), Cautionary Tail (#3), She Loves Me (#13)

Report Created: Wed 7 January 2026 15:04 GMT+1 (Note: Timing is based on position data)

Page 1/15

[ ] Ranking at each section and finish  
-:-:- No data available at this section  
NA No data available

SCN Saddle cloth number  
DNF Did not finish  
DNT Did not track

data processed by  TRIPLESDATA



## Eagle Farm Professional

### Race 3: SKY RACING QTIS Three-Year-Old Maiden Plate - 1400m

07 January 2026 - 14:49



BRISBANE  
RACING CLUB

Track Rating: Good 4, Weather: Fine, Rail Position: +6m Entire

| Section     |     |                    |         |                     | Overall              | 1200m                | 1000m                | 800m                 | 600m                 | 400m                 | Last 600m   |         |                           |
|-------------|-----|--------------------|---------|---------------------|----------------------|----------------------|----------------------|----------------------|----------------------|----------------------|-------------|---------|---------------------------|
| Field Times |     |                    |         |                     | 1:23.54<br>(0:13.66) | 1:09.88<br>(0:11.11) | 0:58.77<br>(0:11.74) | 0:47.03<br>(0:12.06) | 0:34.97<br>(0:11.71) | 0:23.26<br>(0:11.24) | 0:34.97     |         |                           |
| Rank        | TAB | Horse/Jockey       | Barrier | Top Speed<br>[km/h] | Fastest<br>Section   |                      |                      |                      |                      |                      |             |         | Distance<br>Travelled [m] |
| 11          | 9   | SPEED KING         | 4       | 64.6                | 0:11.35              | 1:25.94 [11]         | 1:11.80 [8]          | 1:00.45 [8]          | 0:48.84 [8]          | 0:37.07 [5]          | 0:25.34 [6] | 0:37.07 | +9                        |
|             |     | Kyle Wilson-Taylor |         | 1200m               | 1200m                | (0:14.14)            | (0:11.35)            | (0:11.61)            | (0:11.77)            | (0:11.73)            | (0:11.69)   |         |                           |

Scratched: Espada Ropera (#5), Pungwe River (#8), Cautionary Tail (#3), She Loves Me (#13)



## Eagle Farm Professional

### Race 3: SKY RACING QTIS Three-Year-Old Maiden Plate - 1400m

07 January 2026 - 14:49



BRISBANE  
RACING CLUB

Track Rating: Good 4, Weather: Fine, Rail Position: +6m Entire

| Section<br>Field Times |     |                    |         | 200m<br>0:12.02<br>(0:12.02) |                    | Last 600m<br>0:34.97 |         |                           |     |
|------------------------|-----|--------------------|---------|------------------------------|--------------------|----------------------|---------|---------------------------|-----|
| Rank                   | TAB | Horse/Jockey       | Barrier | Top Speed<br>[km/h]          | Fastest<br>Section | Margin               |         | Distance<br>Travelled [m] |     |
| 1                      | 6   | KOHLER KID         | 11      | 67.4                         | 0:11.16            | 0:12.02 [1]          | 1:23.54 | 0:34.84                   |     |
|                        |     | Angela Jones       |         | 1200m                        | 1200m              | (0:12.02)            |         |                           |     |
| 2                      | 2   | ASTER N EFFORT     | 3       | 64.8                         | 0:11.30            | 0:11.90 [5]          | 1.55L   | 0:34.95                   | +3  |
|                        |     | Ben Thompson       |         | 400m                         | 400m               | (0:11.90)            |         |                           |     |
| 3                      | 14  | STRIKE ME PINK     | 7       | 66.3                         | 0:11.06            | 0:11.83 [7]          | 1.94L   | 0:34.59                   | +6  |
|                        |     | Jake Bayliss       |         | 1200m                        | 400m               | (0:11.83)            |         |                           |     |
| 4                      | 12  | PARADISE AS USUAL  | 8       | 65.7                         | 0:11.18            | 0:11.98 [6]          | 2.58L   | 0:34.73                   | +4  |
|                        |     | Micheal Hellyer    |         | 400m                         | 400m               | (0:11.98)            |         |                           |     |
| 5                      | 1   | ARTISTIC ENDEAVOUR | 5       | 66.8                         | 0:11.21            | 0:12.18 [3]          | 2.7L    | 0:35.13                   | +6  |
|                        |     | Damien Thornton    |         | Overall                      | 400m               | (0:12.18)            |         |                           |     |
| 6                      | 11  | KATIE AINE         | 2       | 65.5                         | 0:11.31            | 0:12.29 [4]          | 3.5L    | 0:35.15                   | -1  |
|                        |     | Harrison Shaw      |         | Overall                      | 400m               | (0:12.29)            |         |                           |     |
| 7                      | 10  | SPOT THE AUSSIE    | 1       | 65.9                         | 0:11.32            | 0:12.25 [8]          | 4.85L   | 0:35.29                   | +4  |
|                        |     | Cejay Graham       |         | Overall                      | 400m               | (0:12.25)            |         |                           |     |
| 8                      | 15  | SWANFELS           | 9       | 65.6                         | 0:11.17            | 0:12.20 [10]         | 5L      | 0:34.92                   | +5  |
|                        |     | Daniel Moor        |         | 400m                         | 400m               | (0:12.20)            |         |                           |     |
| 9                      | 7   | KUIA MA            | 6       | 66.2                         | 0:11.11            | 0:12.63 [2]          | 5.29L   | 0:35.87                   | +3  |
|                        |     | Montana Philpot    |         | 1200m                        | 1200m              | (0:12.63)            |         |                           |     |
| 10                     | 4   | CERTIFY            | 10      | 66.3                         | 0:11.17            | 0:13.24 [9]          | 10.71L  | 0:36.61                   | +14 |
|                        |     | Michael Rodd       |         | Overall                      | 1200m              | (0:13.24)            |         |                           |     |

Scratched: Espada Ropera (#5), Pungwe River (#8), Cautionary Tail (#3), She Loves Me (#13)

Report Created: Wed 7 January 2026 15:04 GMT+1 (Note: Timing is based on position data)

Page 3/15

[ ] Ranking at each section and finish  
-:-:- No data available at this section  
NA No data available

SCN Saddle cloth number  
DNF Did not finish  
DNT Did not track

data processed by  TRIPLESDATA



## Eagle Farm Professional

### Race 3: SKY RACING QTIS Three-Year-Old Maiden Plate - 1400m

07 January 2026 - 14:49



BRISBANE  
RACING CLUB

Track Rating: Good 4, Weather: Fine, Rail Position: +6m Entire

| Section     |     |                    |         |                     |                    | 200m                 | Last 600m |         |    |
|-------------|-----|--------------------|---------|---------------------|--------------------|----------------------|-----------|---------|----|
| Field Times |     |                    |         |                     |                    | 0:12.02<br>(0:12.02) | 0:34.97   |         |    |
| Rank        | TAB | Horse/Jockey       | Barrier | Top Speed<br>[km/h] | Fastest<br>Section | Margin               |           |         |    |
| 11          | 9   | SPEED KING         | 4       | 64.6                | 0:11.35            | 0:13.65 [11]         | 14.14L    | 0:37.07 | +9 |
|             |     | Kyle Wilson-Taylor |         | 1200m               | 1200m              | (0:13.65)            |           |         |    |

Scratched: Espada Ropera (#5), Pungwe River (#8), Cautionary Tail (#3), She Loves Me (#13)





|                                |                 |
|--------------------------------|-----------------|
| Horse/Jockey Name              | Kohler Kid      |
| Final Rank                     | 1               |
| Fastest Section Time (Section) | 0:11.16 (1200m) |
| Top Speed [km/h] (Section)     | 67.4 (1200m)    |
| Race State                     | Finished        |

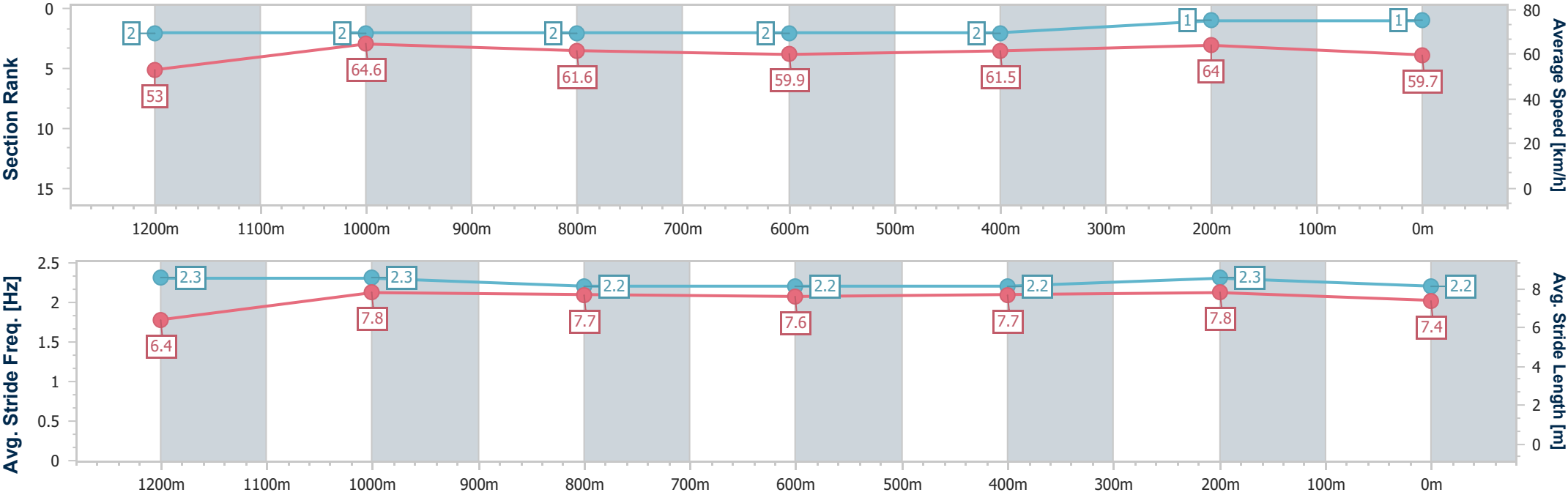


Eagle FarmProfessional  
Race 3: SKY RACING QTIS Three-Year-Old Maiden Plate - 1400m  
07 January 2026 - 14:49  
Track Rating: Good 4, Weather: Fine, Rail Position: +6m Entire



BRISBANE  
RACING CLUB

| Section                | Overall                  | 1200m                    | 1000m                    | 800m                     | 600m                     | 400m                     | 200m                     |  |  |  |  |  |  |
|------------------------|--------------------------|--------------------------|--------------------------|--------------------------|--------------------------|--------------------------|--------------------------|--|--|--|--|--|--|
| Section Times          | 1:23.54 [1]<br>(0:13.67) | 1:09.87 [2]<br>(0:11.16) | 0:58.71 [2]<br>(0:11.82) | 0:46.89 [2]<br>(0:12.05) | 0:34.84 [2]<br>(0:11.59) | 0:23.25 [2]<br>(0:11.23) | 0:12.02 [1]<br>(0:12.02) |  |  |  |  |  |  |
| Average Speed [km/h]   | 53.0                     | 64.6                     | 61.6                     | 59.9                     | 61.5                     | 64.0                     | 59.7                     |  |  |  |  |  |  |
| Top Speed [km/h]       | 66.9                     | 67.4                     | 62.6                     | 61.8                     | 64.1                     | 64.8                     | 63.1                     |  |  |  |  |  |  |
| Avg. Dist. to Rail [m] | 9.3                      | 4.2                      | 1.7                      | 0.5                      | 2.0                      | 0.6                      | 4.1                      |  |  |  |  |  |  |
| Avg. Stride Freq. [Hz] | 2.3                      | 2.3                      | 2.2                      | 2.2                      | 2.2                      | 2.3                      | 2.2                      |  |  |  |  |  |  |
| Avg. Stride Length [m] | 6.4                      | 7.8                      | 7.7                      | 7.6                      | 7.7                      | 7.8                      | 7.4                      |  |  |  |  |  |  |





|                                |                |
|--------------------------------|----------------|
| Horse/Jockey Name              | Astern Effort  |
| Final Rank                     | 2              |
| Fastest Section Time (Section) | 0:11.30 (400m) |
| Top Speed [km/h] (Section)     | 64.8 (400m)    |
| Race State                     | Finished       |

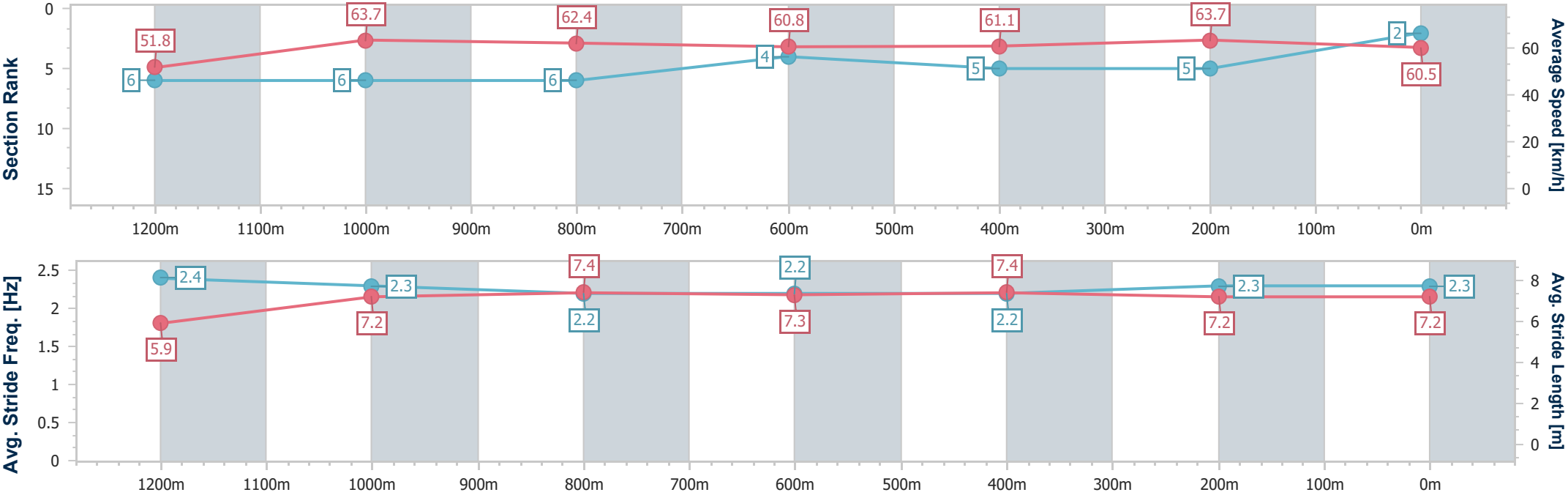


Eagle Farm Professional  
Race 3: SKY RACING QTIS Three-Year-Old Maiden Plate - 1400m  
07 January 2026 - 14:49  
Track Rating: Good 4, Weather: Fine, Rail Position: +6m Entire



BRISBANE  
RACING CLUB

| Section                | Overall                  | 1200m                    | 1000m                    | 800m                     | 600m                     | 400m                     | 200m                     |  |  |  |  |  |  |
|------------------------|--------------------------|--------------------------|--------------------------|--------------------------|--------------------------|--------------------------|--------------------------|--|--|--|--|--|--|
| Section Times          | 1:23.80 [2]<br>(0:13.93) | 1:09.87 [6]<br>(0:11.33) | 0:58.54 [6]<br>(0:11.67) | 0:46.87 [6]<br>(0:11.92) | 0:34.95 [4]<br>(0:11.75) | 0:23.20 [5]<br>(0:11.30) | 0:11.90 [5]<br>(0:11.90) |  |  |  |  |  |  |
| Average Speed [km/h]   | 51.8                     | 63.7                     | 62.4                     | 60.8                     | 61.1                     | 63.7                     | 60.5                     |  |  |  |  |  |  |
| Top Speed [km/h]       | 64.1                     | 64.1                     | 63.9                     | 61.5                     | 63.7                     | 64.8                     | 62.3                     |  |  |  |  |  |  |
| Avg. Dist. to Rail [m] | 3.8                      | 2.6                      | 2.5                      | 0.7                      | 0.5                      | 1.9                      | 2.8                      |  |  |  |  |  |  |
| Avg. Stride Freq. [Hz] | 2.4                      | 2.3                      | 2.2                      | 2.2                      | 2.2                      | 2.3                      | 2.3                      |  |  |  |  |  |  |
| Avg. Stride Length [m] | 5.9                      | 7.2                      | 7.4                      | 7.3                      | 7.4                      | 7.2                      | 7.2                      |  |  |  |  |  |  |





|                                |                |
|--------------------------------|----------------|
| Horse/Jockey Name              | Strike Me Pink |
| Final Rank                     | 3              |
| Fastest Section Time (Section) | 0:11.06 (400m) |
| Top Speed [km/h] (Section)     | 66.3 (1200m)   |
| Race State                     | Finished       |

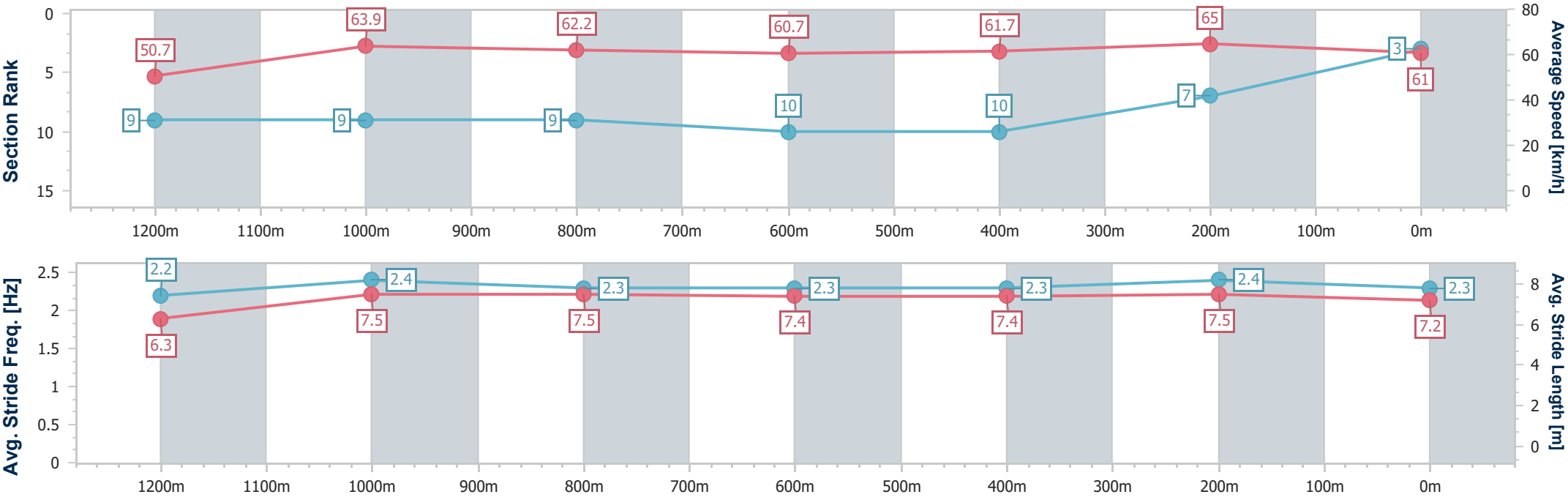


Eagle Farm Professional  
Race 3: SKY RACING QTIS Three-Year-Old Maiden Plate -  
1400m  
07 January 2026 - 14:49  
Track Rating: Good 4, Weather: Fine, Rail Position: +6m Entire



BRISBANE  
RACING CLUB

| Section                | Overall                  | 1200m                    | 1000m                    | 800m                     | 600m                      | 400m                      | 200m                     |  |  |  |  |  |  |
|------------------------|--------------------------|--------------------------|--------------------------|--------------------------|---------------------------|---------------------------|--------------------------|--|--|--|--|--|--|
| Section Times          | 1:23.87 [3]<br>(0:14.26) | 1:09.61 [9]<br>(0:11.31) | 0:58.30 [9]<br>(0:11.75) | 0:46.55 [9]<br>(0:11.96) | 0:34.59 [10]<br>(0:11.70) | 0:22.89 [10]<br>(0:11.06) | 0:11.83 [7]<br>(0:11.83) |  |  |  |  |  |  |
| Average Speed [km/h]   | 50.7                     | 63.9                     | 62.2                     | 60.7                     | 61.7                      | 65.0                      | 61.0                     |  |  |  |  |  |  |
| Top Speed [km/h]       | 64.7                     | 66.3                     | 63.6                     | 62.1                     | 65.3                      | 66.2                      | 63.8                     |  |  |  |  |  |  |
| Avg. Dist. to Rail [m] | 4.6                      | 2.4                      | 3.2                      | 2.3                      | 0.5                       | 2.9                       | 6.4                      |  |  |  |  |  |  |
| Avg. Stride Freq. [Hz] | 2.2                      | 2.4                      | 2.3                      | 2.3                      | 2.3                       | 2.4                       | 2.3                      |  |  |  |  |  |  |
| Avg. Stride Length [m] | 6.3                      | 7.5                      | 7.5                      | 7.4                      | 7.4                       | 7.5                       | 7.2                      |  |  |  |  |  |  |





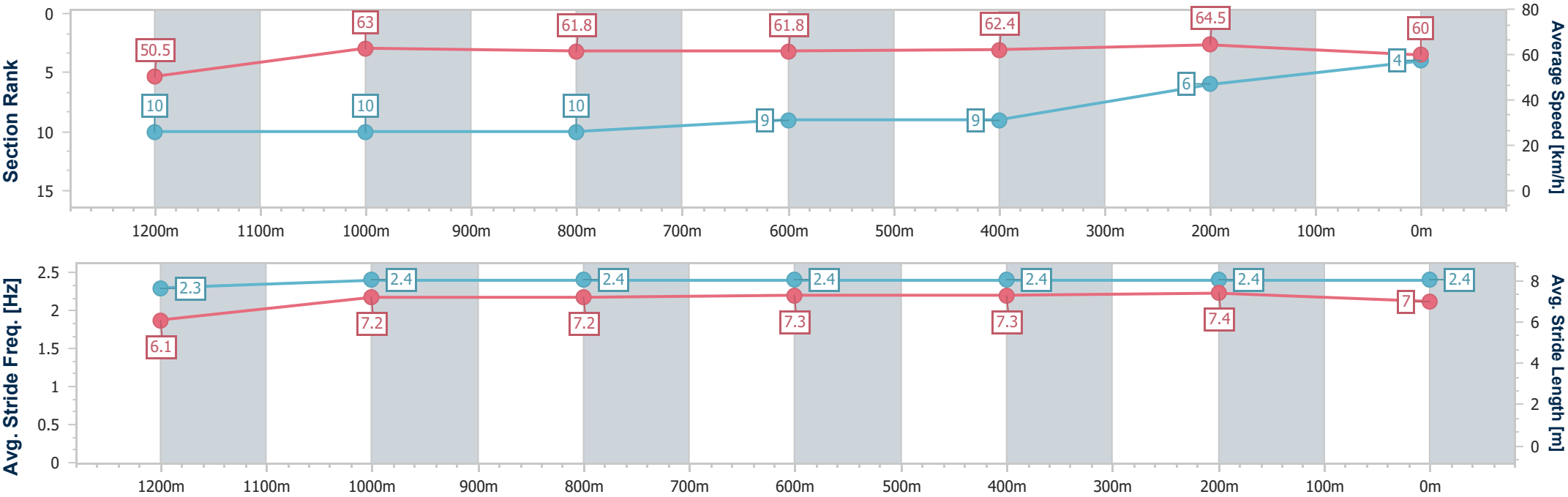
|                                |                   |
|--------------------------------|-------------------|
| Horse/Jockey Name              | Paradise As Usual |
| Final Rank                     | 4                 |
| Fastest Section Time (Section) | 0:11.18 (400m)    |
| Top Speed [km/h] (Section)     | 65.7 (400m)       |
| Race State                     | Finished          |



Eagle Farm Professional  
Race 3: SKY RACING QTIS Three-Year-Old Maiden Plate -  
1400m  
07 January 2026 - 14:49  
Track Rating: Good 4, Weather: Fine, Rail Position: +6m Entire



| Section                | Overall                  | 1200m                     | 1000m                     | 800m                      | 600m                     | 400m                     | 200m                     |  |  |  |  |  |  |
|------------------------|--------------------------|---------------------------|---------------------------|---------------------------|--------------------------|--------------------------|--------------------------|--|--|--|--|--|--|
| Section Times          | 1:23.98 [4]<br>(0:14.35) | 1:09.63 [10]<br>(0:11.45) | 0:58.18 [10]<br>(0:11.75) | 0:46.43 [10]<br>(0:11.70) | 0:34.73 [9]<br>(0:11.57) | 0:23.16 [9]<br>(0:11.18) | 0:11.98 [6]<br>(0:11.98) |  |  |  |  |  |  |
| Average Speed [km/h]   | 50.5                     | 63.0                      | 61.8                      | 61.8                      | 62.4                     | 64.5                     | 60.0                     |  |  |  |  |  |  |
| Top Speed [km/h]       | 64.5                     | 64.3                      | 63.5                      | 63.5                      | 65.1                     | 65.7                     | 61.5                     |  |  |  |  |  |  |
| Avg. Dist. to Rail [m] | 6.0                      | 3.0                       | 2.0                       | 0.9                       | 1.0                      | 6.0                      | 8.3                      |  |  |  |  |  |  |
| Avg. Stride Freq. [Hz] | 2.3                      | 2.4                       | 2.4                       | 2.4                       | 2.4                      | 2.4                      | 2.4                      |  |  |  |  |  |  |
| Avg. Stride Length [m] | 6.1                      | 7.2                       | 7.2                       | 7.3                       | 7.3                      | 7.4                      | 7.0                      |  |  |  |  |  |  |





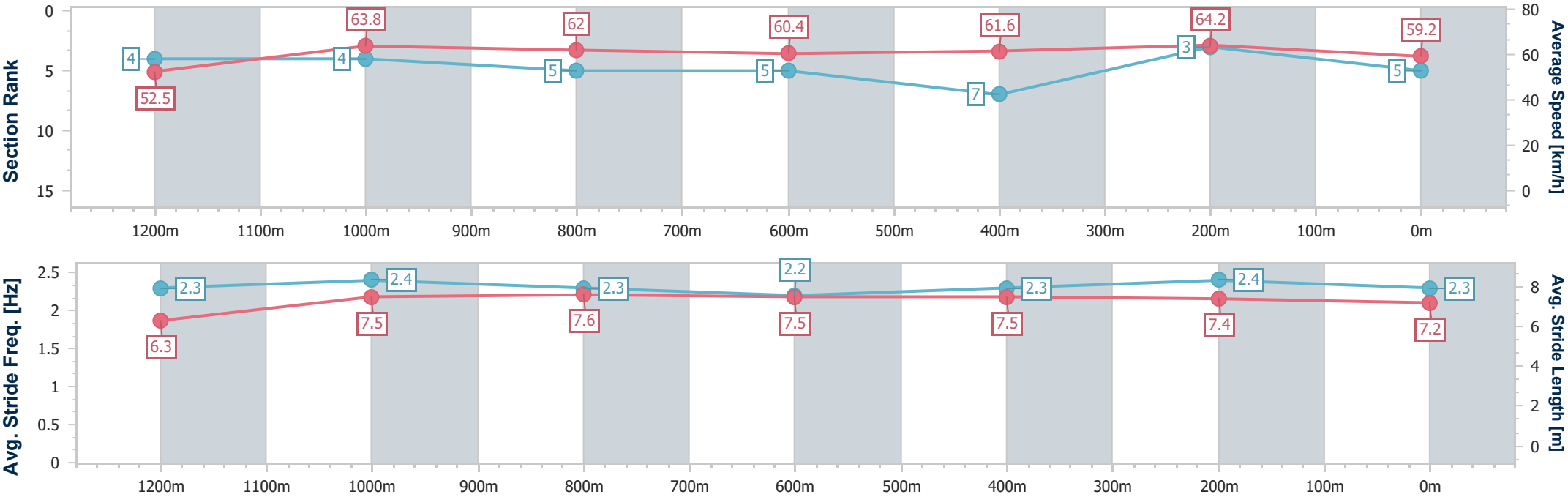
|                                |                    |
|--------------------------------|--------------------|
| Horse/Jockey Name              | Artistic Endeavour |
| Final Rank                     | 5                  |
| Fastest Section Time (Section) | 0:11.21 (400m)     |
| Top Speed [km/h] (Section)     | 66.8 (Overall)     |
| Race State                     | Finished           |



Eagle Farm Professional  
Race 3: SKY RACING QTIS Three-Year-Old Maiden Plate - 1400m  
07 January 2026 - 14:49  
Track Rating: Good 4, Weather: Fine, Rail Position: +6m Entire



| Section                | Overall                  | 1200m                    | 1000m                    | 800m                     | 600m                     | 400m                     | 200m                     |  |  |  |  |  |  |
|------------------------|--------------------------|--------------------------|--------------------------|--------------------------|--------------------------|--------------------------|--------------------------|--|--|--|--|--|--|
| Section Times          | 1:24.00 [5]<br>(0:13.73) | 1:10.27 [4]<br>(0:11.31) | 0:58.96 [4]<br>(0:11.82) | 0:47.14 [5]<br>(0:12.01) | 0:35.13 [5]<br>(0:11.74) | 0:23.39 [7]<br>(0:11.21) | 0:12.18 [3]<br>(0:12.18) |  |  |  |  |  |  |
| Average Speed [km/h]   | 52.5                     | 63.8                     | 62.0                     | 60.4                     | 61.6                     | 64.2                     | 59.2                     |  |  |  |  |  |  |
| Top Speed [km/h]       | 66.8                     | 64.7                     | 63.1                     | 62.0                     | 63.6                     | 65.4                     | 62.6                     |  |  |  |  |  |  |
| Avg. Dist. to Rail [m] | 5.1                      | 2.5                      | 2.9                      | 2.6                      | 1.0                      | 3.3                      | 5.7                      |  |  |  |  |  |  |
| Avg. Stride Freq. [Hz] | 2.3                      | 2.4                      | 2.3                      | 2.2                      | 2.3                      | 2.4                      | 2.3                      |  |  |  |  |  |  |
| Avg. Stride Length [m] | 6.3                      | 7.5                      | 7.6                      | 7.5                      | 7.5                      | 7.4                      | 7.2                      |  |  |  |  |  |  |





|                                |                |
|--------------------------------|----------------|
| Horse/Jockey Name              | Katie Aine     |
| Final Rank                     | 6              |
| Fastest Section Time (Section) | 0:11.31 (400m) |
| Top Speed [km/h] (Section)     | 65.5 (Overall) |
| Race State                     | Finished       |

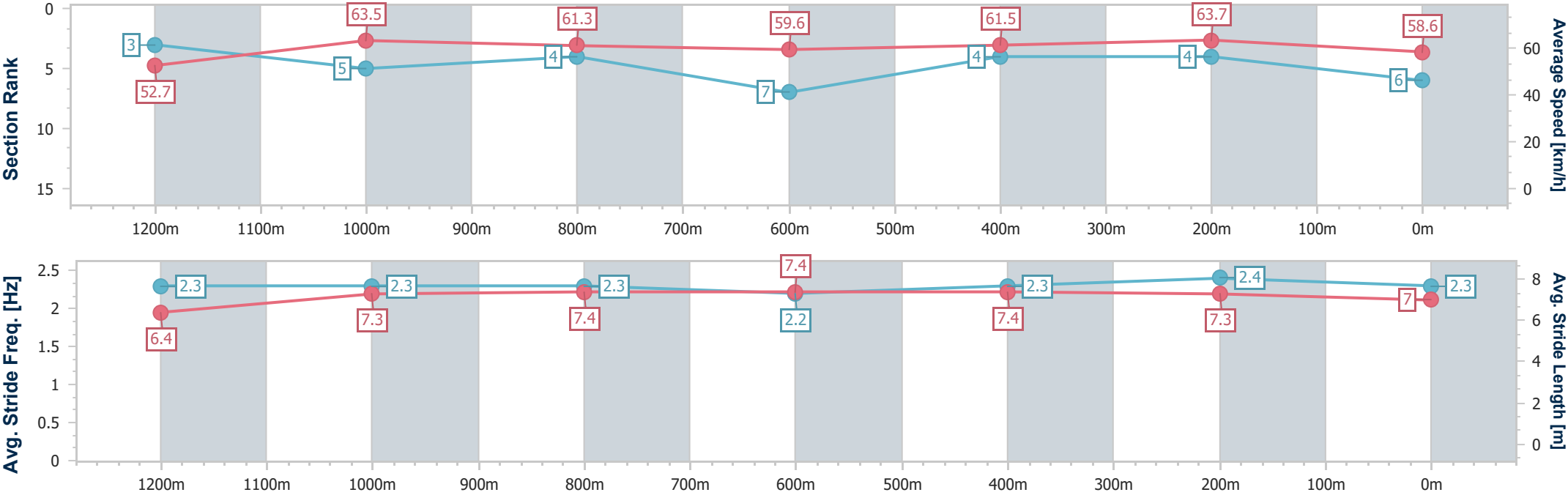


Eagle Farm Professional  
Race 3: SKY RACING QTIS Three-Year-Old Maiden Plate -  
1400m  
07 January 2026 - 14:49  
Track Rating: Good 4, Weather: Fine, Rail Position: +6m Entire



BRISBANE  
RACING CLUB

| Section                | Overall                  | 1200m                    | 1000m                    | 800m                     | 600m                     | 400m                     | 200m                     |  |  |  |  |  |  |
|------------------------|--------------------------|--------------------------|--------------------------|--------------------------|--------------------------|--------------------------|--------------------------|--|--|--|--|--|--|
| Section Times          | 1:24.13 [6]<br>(0:13.70) | 1:10.43 [3]<br>(0:11.35) | 0:59.08 [5]<br>(0:11.80) | 0:47.28 [4]<br>(0:12.13) | 0:35.15 [7]<br>(0:11.55) | 0:23.60 [4]<br>(0:11.31) | 0:12.29 [4]<br>(0:12.29) |  |  |  |  |  |  |
| Average Speed [km/h]   | 52.7                     | 63.5                     | 61.3                     | 59.6                     | 61.5                     | 63.7                     | 58.6                     |  |  |  |  |  |  |
| Top Speed [km/h]       | 65.5                     | 65.0                     | 63.1                     | 61.7                     | 64.1                     | 64.5                     | 61.9                     |  |  |  |  |  |  |
| Avg. Dist. to Rail [m] | 3.3                      | 1.8                      | 1.8                      | 0.4                      | 2.3                      | 1.0                      | 2.9                      |  |  |  |  |  |  |
| Avg. Stride Freq. [Hz] | 2.3                      | 2.3                      | 2.3                      | 2.2                      | 2.3                      | 2.4                      | 2.3                      |  |  |  |  |  |  |
| Avg. Stride Length [m] | 6.4                      | 7.3                      | 7.4                      | 7.4                      | 7.4                      | 7.3                      | 7.0                      |  |  |  |  |  |  |





|                                |                 |
|--------------------------------|-----------------|
| Horse/Jockey Name              | Spot The Aussie |
| Final Rank                     | 7               |
| Fastest Section Time (Section) | 0:11.32 (400m)  |
| Top Speed [km/h] (Section)     | 65.9 (Overall)  |
| Race State                     | Finished        |

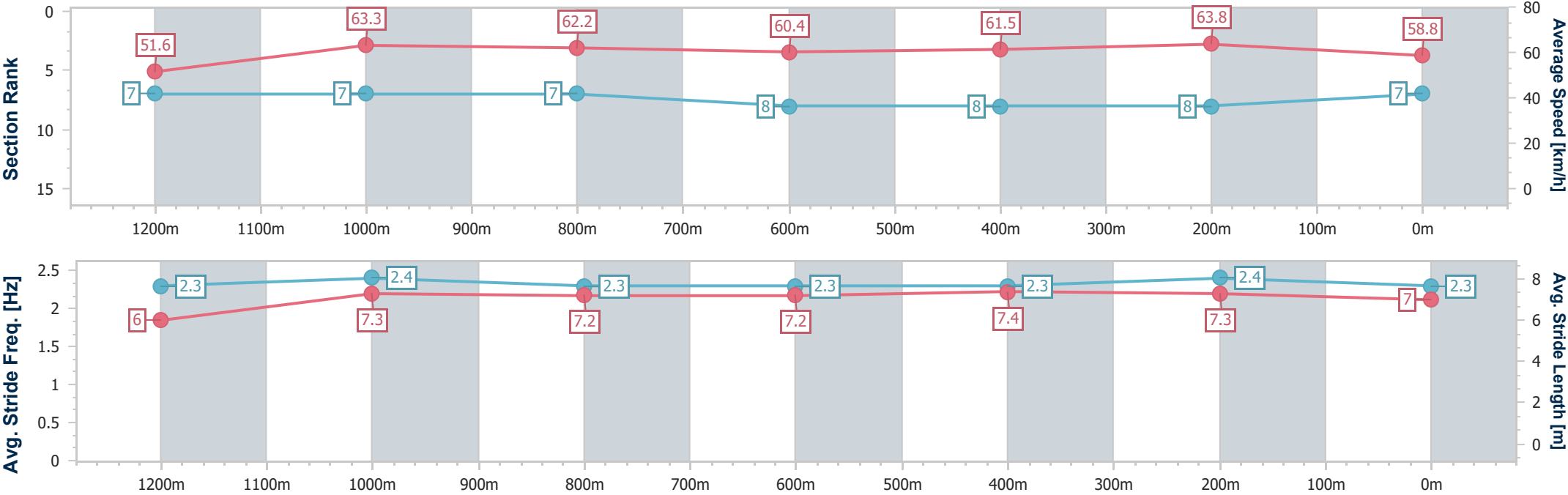


Eagle Farm Professional  
Race 3: SKY RACING QTIS Three-Year-Old Maiden Plate -  
1400m  
07 January 2026 - 14:49  
Track Rating: Good 4, Weather: Fine, Rail Position: +6m Entire



BRISBANE  
RACING CLUB

| Section                | Overall                  | 1200m                    | 1000m                    | 800m                     | 600m                     | 400m                     | 200m                     |  |  |  |  |  |  |
|------------------------|--------------------------|--------------------------|--------------------------|--------------------------|--------------------------|--------------------------|--------------------------|--|--|--|--|--|--|
| Section Times          | 1:24.36 [7]<br>(0:13.99) | 1:10.37 [7]<br>(0:11.40) | 0:58.97 [7]<br>(0:11.67) | 0:47.30 [7]<br>(0:12.01) | 0:35.29 [8]<br>(0:11.72) | 0:23.57 [8]<br>(0:11.32) | 0:12.25 [8]<br>(0:12.25) |  |  |  |  |  |  |
| Average Speed [km/h]   | 51.6                     | 63.3                     | 62.2                     | 60.4                     | 61.5                     | 63.8                     | 58.8                     |  |  |  |  |  |  |
| Top Speed [km/h]       | 65.9                     | 64.7                     | 63.5                     | 61.7                     | 63.9                     | 64.6                     | 61.9                     |  |  |  |  |  |  |
| Avg. Dist. to Rail [m] | 2.8                      | 2.1                      | 1.9                      | 1.7                      | 0.5                      | 1.9                      | 2.7                      |  |  |  |  |  |  |
| Avg. Stride Freq. [Hz] | 2.3                      | 2.4                      | 2.3                      | 2.3                      | 2.3                      | 2.4                      | 2.3                      |  |  |  |  |  |  |
| Avg. Stride Length [m] | 6.0                      | 7.3                      | 7.2                      | 7.2                      | 7.4                      | 7.3                      | 7.0                      |  |  |  |  |  |  |





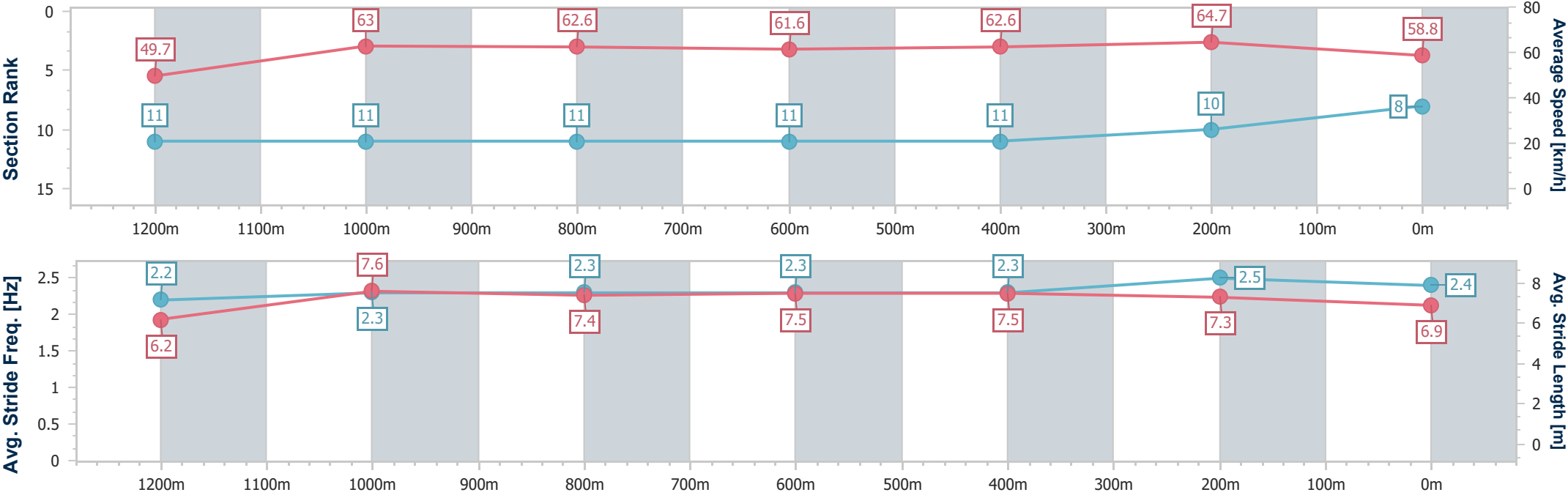
|                                |                |
|--------------------------------|----------------|
| Horse/Jockey Name              | Swanfels       |
| Final Rank                     | 8              |
| Fastest Section Time (Section) | 0:11.17 (400m) |
| Top Speed [km/h] (Section)     | 65.6 (400m)    |
| Race State                     | Finished       |



Eagle FarmProfessional  
Race 3: SKY RACING QTIS Three-Year-Old Maiden Plate -  
1400m  
07 January 2026 - 14:49  
Track Rating: Good 4, Weather: Fine, Rail Position: +6m Entire



| Section                | Overall                  | 1200m                     | 1000m                     | 800m                      | 600m                      | 400m                      | 200m                      |  |  |  |  |  |  |
|------------------------|--------------------------|---------------------------|---------------------------|---------------------------|---------------------------|---------------------------|---------------------------|--|--|--|--|--|--|
| Section Times          | 1:24.39 [8]<br>(0:14.60) | 1:09.79 [11]<br>(0:11.44) | 0:58.35 [11]<br>(0:11.66) | 0:46.69 [11]<br>(0:11.77) | 0:34.92 [11]<br>(0:11.55) | 0:23.37 [11]<br>(0:11.17) | 0:12.20 [10]<br>(0:12.20) |  |  |  |  |  |  |
| Average Speed [km/h]   | 49.7                     | 63.0                      | 62.6                      | 61.6                      | 62.6                      | 64.7                      | 58.8                      |  |  |  |  |  |  |
| Top Speed [km/h]       | 63.8                     | 64.2                      | 63.8                      | 64.3                      | 65.5                      | 65.6                      | 62.4                      |  |  |  |  |  |  |
| Avg. Dist. to Rail [m] | 7.2                      | 2.8                       | 2.6                       | 1.7                       | 1.0                       | 7.1                       | 9.8                       |  |  |  |  |  |  |
| Avg. Stride Freq. [Hz] | 2.2                      | 2.3                       | 2.3                       | 2.3                       | 2.3                       | 2.5                       | 2.4                       |  |  |  |  |  |  |
| Avg. Stride Length [m] | 6.2                      | 7.6                       | 7.4                       | 7.5                       | 7.5                       | 7.3                       | 6.9                       |  |  |  |  |  |  |







|                                |                 |
|--------------------------------|-----------------|
| Horse/Jockey Name              | Kuia Ma         |
| Final Rank                     | 9               |
| Fastest Section Time (Section) | 0:11.11 (1200m) |
| Top Speed [km/h] (Section)     | 66.2 (1200m)    |
| Race State                     | Finished        |

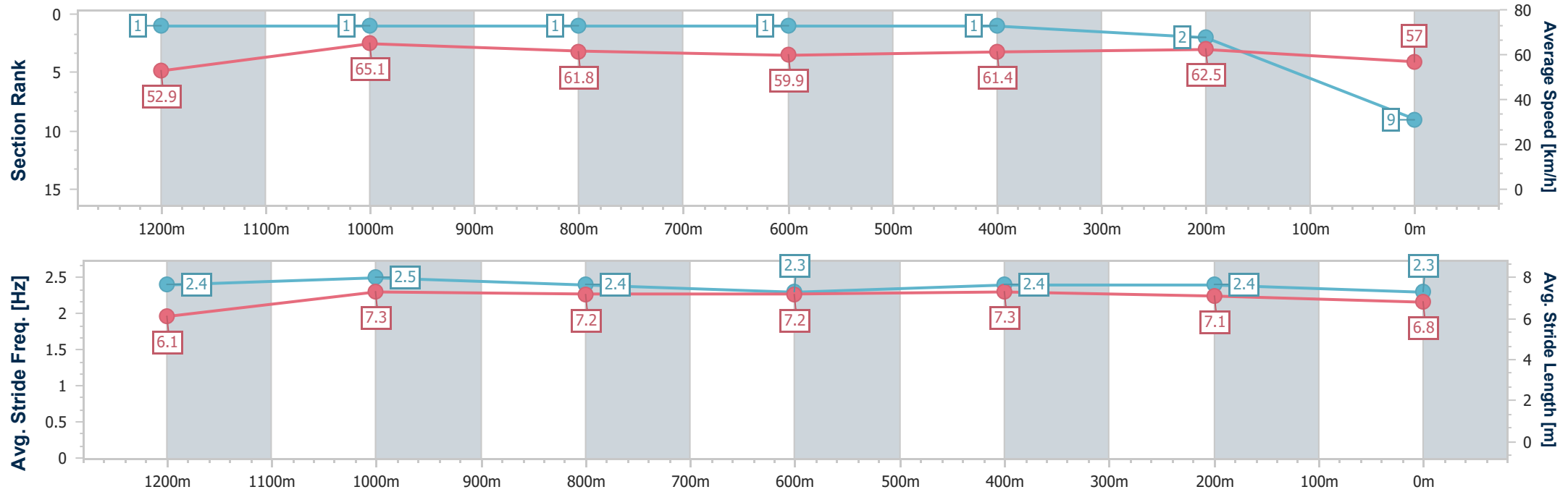


Eagle Farm Professional  
Race 3: SKY RACING QTIS Three-Year-Old Maiden Plate -  
1400m  
07 January 2026 - 14:49  
Track Rating: Good 4, Weather: Fine, Rail Position: +6m Entire



BRISBANE  
RACING CLUB

| Section                | Overall                  | 1200m                    | 1000m                    | 800m                     | 600m                     | 400m                     | 200m                     |  |  |  |  |  |  |
|------------------------|--------------------------|--------------------------|--------------------------|--------------------------|--------------------------|--------------------------|--------------------------|--|--|--|--|--|--|
| Section Times          | 1:24.44 [9]<br>(0:13.66) | 1:10.78 [1]<br>(0:11.11) | 0:59.67 [1]<br>(0:11.74) | 0:47.93 [1]<br>(0:12.06) | 0:35.87 [1]<br>(0:11.71) | 0:24.16 [1]<br>(0:11.53) | 0:12.63 [2]<br>(0:12.63) |  |  |  |  |  |  |
| Average Speed [km/h]   | 52.9                     | 65.1                     | 61.8                     | 59.9                     | 61.4                     | 62.5                     | 57.0                     |  |  |  |  |  |  |
| Top Speed [km/h]       | 65.7                     | 66.2                     | 63.3                     | 62.3                     | 63.3                     | 64.2                     | 59.7                     |  |  |  |  |  |  |
| Avg. Dist. to Rail [m] | 7.5                      | 3.7                      | 1.5                      | 1.2                      | 0.3                      | 1.8                      | 1.8                      |  |  |  |  |  |  |
| Avg. Stride Freq. [Hz] | 2.4                      | 2.5                      | 2.4                      | 2.3                      | 2.4                      | 2.4                      | 2.3                      |  |  |  |  |  |  |
| Avg. Stride Length [m] | 6.1                      | 7.3                      | 7.2                      | 7.2                      | 7.3                      | 7.1                      | 6.8                      |  |  |  |  |  |  |





|                                |                 |
|--------------------------------|-----------------|
| Horse/Jockey Name              | Certify         |
| Final Rank                     | 10              |
| Fastest Section Time (Section) | 0:11.17 (1200m) |
| Top Speed [km/h] (Section)     | 66.3 (Overall)  |
| Race State                     | Finished        |

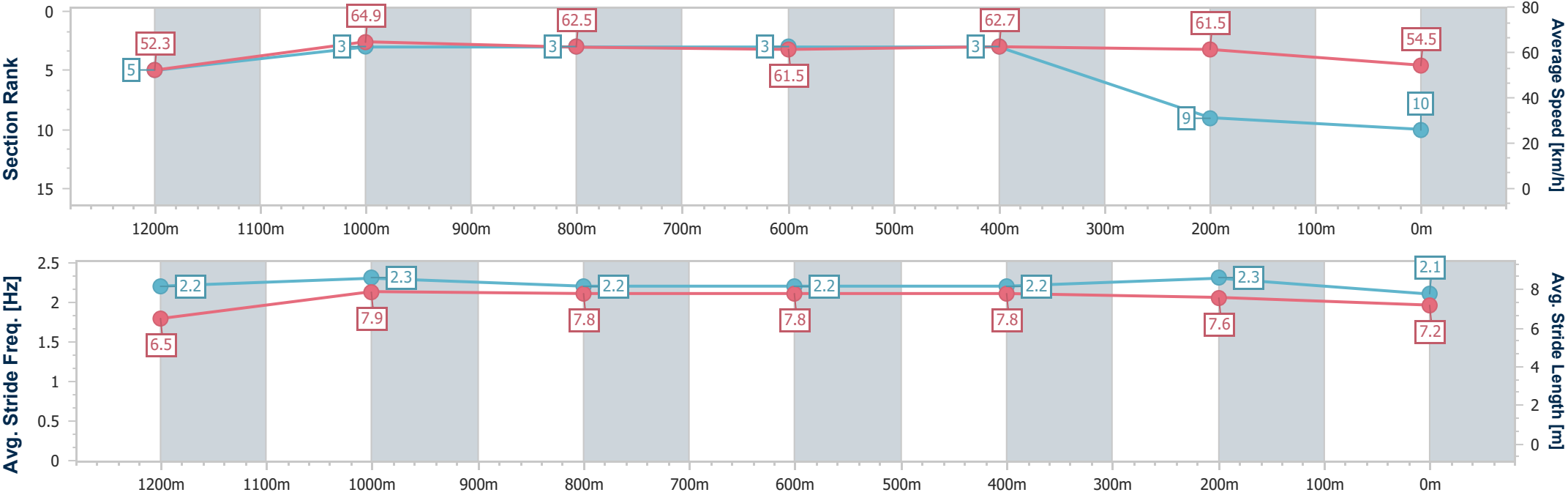


Eagle Farm Professional  
Race 3: SKY RACING QTIS Three-Year-Old Maiden Plate -  
1400m  
07 January 2026 - 14:49  
Track Rating: Good 4, Weather: Fine, Rail Position: +6m Entire



BRISBANE  
RACING CLUB

| Section                | Overall                   | 1200m                    | 1000m                    | 800m                     | 600m                     | 400m                     | 200m                     |  |  |  |  |  |  |
|------------------------|---------------------------|--------------------------|--------------------------|--------------------------|--------------------------|--------------------------|--------------------------|--|--|--|--|--|--|
| Section Times          | 1:25.36 [10]<br>(0:13.85) | 1:11.51 [5]<br>(0:11.17) | 1:00.34 [3]<br>(0:11.76) | 0:48.58 [3]<br>(0:11.97) | 0:36.61 [3]<br>(0:11.69) | 0:24.92 [3]<br>(0:11.68) | 0:13.24 [9]<br>(0:13.24) |  |  |  |  |  |  |
| Average Speed [km/h]   | 52.3                      | 64.9                     | 62.5                     | 61.5                     | 62.7                     | 61.5                     | 54.5                     |  |  |  |  |  |  |
| Top Speed [km/h]       | 66.3                      | 65.7                     | 63.6                     | 62.7                     | 64.2                     | 63.8                     | 59.0                     |  |  |  |  |  |  |
| Avg. Dist. to Rail [m] | 8.2                       | 4.9                      | 4.8                      | 4.7                      | 3.5                      | 7.0                      | 8.2                      |  |  |  |  |  |  |
| Avg. Stride Freq. [Hz] | 2.2                       | 2.3                      | 2.2                      | 2.2                      | 2.2                      | 2.3                      | 2.1                      |  |  |  |  |  |  |
| Avg. Stride Length [m] | 6.5                       | 7.9                      | 7.8                      | 7.8                      | 7.8                      | 7.6                      | 7.2                      |  |  |  |  |  |  |





|                                |                 |
|--------------------------------|-----------------|
| Horse/Jockey Name              | Speed King      |
| Final Rank                     | 11              |
| Fastest Section Time (Section) | 0:11.35 (1200m) |
| Top Speed [km/h] (Section)     | 64.6 (1200m)    |
| Race State                     | Finished        |

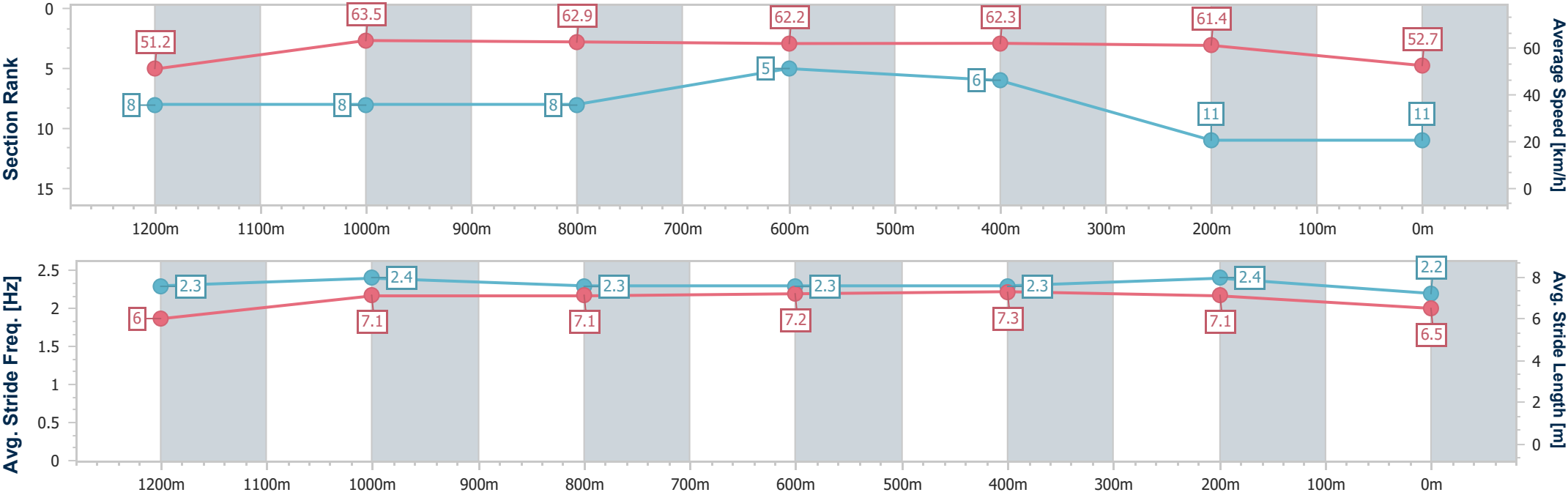


Eagle Farm Professional  
Race 3: SKY RACING QTIS Three-Year-Old Maiden Plate -  
1400m  
07 January 2026 - 14:49  
Track Rating: Good 4, Weather: Fine, Rail Position: +6m Entire



BRISBANE  
RACING CLUB

| Section                | Overall                   | 1200m                    | 1000m                    | 800m                     | 600m                     | 400m                     | 200m                      |  |  |  |  |  |  |
|------------------------|---------------------------|--------------------------|--------------------------|--------------------------|--------------------------|--------------------------|---------------------------|--|--|--|--|--|--|
| Section Times          | 1:25.94 [11]<br>(0:14.14) | 1:11.80 [8]<br>(0:11.35) | 1:00.45 [8]<br>(0:11.61) | 0:48.84 [8]<br>(0:11.77) | 0:37.07 [5]<br>(0:11.73) | 0:25.34 [6]<br>(0:11.69) | 0:13.65 [11]<br>(0:13.65) |  |  |  |  |  |  |
| Average Speed [km/h]   | 51.2                      | 63.5                     | 62.9                     | 62.2                     | 62.3                     | 61.4                     | 52.7                      |  |  |  |  |  |  |
| Top Speed [km/h]       | 63.8                      | 64.6                     | 63.8                     | 64.3                     | 63.7                     | 64.1                     | 58.3                      |  |  |  |  |  |  |
| Avg. Dist. to Rail [m] | 4.9                       | 3.4                      | 2.6                      | 3.4                      | 3.0                      | 6.7                      | 10.6                      |  |  |  |  |  |  |
| Avg. Stride Freq. [Hz] | 2.3                       | 2.4                      | 2.3                      | 2.3                      | 2.3                      | 2.4                      | 2.2                       |  |  |  |  |  |  |
| Avg. Stride Length [m] | 6.0                       | 7.1                      | 7.1                      | 7.2                      | 7.3                      | 7.1                      | 6.5                       |  |  |  |  |  |  |





# Eagle Farm Professional

## Race 4: BECOME A BRC MEMBER Class 1 Handicap - 1600m

07 January 2026 - 15:21



BRISBANE  
RACING CLUB

Track Rating: Good 4, Weather: Fine, Rail Position: +6m Entire

| Section     |     |                 |         |                     |                    | Overall              | 1400m                | 1200m                | 1000m                | 800m                 | 600m                 | 400m                 | Last 600m |    |                           |
|-------------|-----|-----------------|---------|---------------------|--------------------|----------------------|----------------------|----------------------|----------------------|----------------------|----------------------|----------------------|-----------|----|---------------------------|
| Field Times |     |                 |         |                     |                    | 1:35.67<br>(0:13.67) | 1:22.00<br>(0:11.18) | 1:10.82<br>(0:11.71) | 0:59.11<br>(0:12.18) | 0:46.93<br>(0:11.76) | 0:35.17<br>(0:11.55) | 0:23.62<br>(0:11.63) | 0:35.17   |    |                           |
| Rank        | TAB | Horse/Jockey    | Barrier | Top Speed<br>[km/h] | Fastest<br>Section |                      |                      |                      |                      |                      |                      |                      |           |    | Distance<br>Travelled [m] |
| 1           | 7   | LYNEHAM         | 2       | 65.4                | 0:11.21            | 1:35.67 [1]          | 1:21.45 [6]          | 1:10.16 [6]          | 0:58.46 [5]          | 0:46.29 [6]          | 0:34.46 [5]          | 0:23.07 [6]          | 0:34.46   |    |                           |
|             |     | Martin Harley   |         | 400m                | 400m               | (0:14.22)            | (0:11.29)            | (0:11.70)            | (0:12.17)            | (0:11.83)            | (0:11.39)            | (0:11.21)            |           |    |                           |
| 2           | 5   | WAR KING        | 12      | 66.4                | 0:11.26            | 1:35.80 [2]          | 1:21.77 [5]          | 1:10.51 [4]          | 0:58.68 [4]          | 0:46.57 [4]          | 0:34.81 [4]          | 0:23.39 [3]          | 0:34.81   | +1 |                           |
|             |     | Michael Rodd    |         | Overall             | 1400m              | (0:14.03)            | (0:11.26)            | (0:11.83)            | (0:12.11)            | (0:11.76)            | (0:11.42)            | (0:11.27)            |           |    |                           |
| 3           | 2   | HOT MAJESTY     | 4       | 65.2                | 0:11.22            | 1:35.98 [3]          | 1:21.54 [8]          | 1:10.19 [8]          | 0:58.45 [7]          | 0:46.41 [7]          | 0:34.63 [7]          | 0:23.41 [5]          | 0:34.63   | -1 |                           |
|             |     | Ben Thompson    |         | 400m                | 600m               | (0:14.44)            | (0:11.35)            | (0:11.74)            | (0:12.04)            | (0:11.78)            | (0:11.22)            | (0:11.35)            |           |    |                           |
| 4           | 10  | IN SOCIETY      | 5       | 65.3                | 0:11.19            | 1:36.35 [4]          | 1:21.26 [12]         | 1:09.91 [12]         | 0:58.18 [12]         | 0:46.32 [12]         | 0:34.51 [12]         | 0:23.32 [10]         | 0:34.51   | +1 |                           |
|             |     | Robbie Dolan    |         | 600m                | 600m               | (0:15.09)            | (0:11.35)            | (0:11.73)            | (0:11.86)            | (0:11.81)            | (0:11.19)            | (0:11.28)            |           |    |                           |
| 5           | 13  | HAMILTON BROWN  | 7       | 65.8                | 0:11.17            | 1:36.42 [5]          | 1:21.77 [11]         | 1:10.37 [10]         | 0:58.63 [10]         | 0:46.65 [10]         | 0:34.86 [10]         | 0:23.69 [7]          | 0:34.86   | -1 |                           |
|             |     | Cejay Graham    |         | 600m                | 600m               | (0:14.65)            | (0:11.40)            | (0:11.74)            | (0:11.98)            | (0:11.79)            | (0:11.17)            | (0:11.58)            |           |    |                           |
| 6           | 6   | AUTUMNGIRL      | 10      | 64.7                | 0:11.45            | 1:36.84 [6]          | 1:22.20 [10]         | 1:10.64 [11]         | 0:58.96 [11]         | 0:47.03 [11]         | 0:35.23 [11]         | 0:23.78 [12]         | 0:35.23   | +4 |                           |
|             |     | Andrew Mallyon  |         | 600m                | 600m               | (0:14.64)            | (0:11.56)            | (0:11.68)            | (0:11.93)            | (0:11.80)            | (0:11.45)            | (0:11.50)            |           |    |                           |
| 7           | 1   | DARK ARTS       | 1       | 66.2                | 0:11.18            | 1:36.85 [7]          | 1:23.18 [1]          | 1:12.00 [1]          | 1:00.29 [1]          | 0:48.11 [1]          | 0:36.35 [1]          | 0:24.80 [1]          | 0:36.35   | +2 |                           |
|             |     | Emily Lang      |         | Overall             | 1400m              | (0:13.67)            | (0:11.18)            | (0:11.71)            | (0:12.18)            | (0:11.76)            | (0:11.55)            | (0:11.79)            |           |    |                           |
| 8           | 4   | SLIPSAIN        | 11      | 67.1                | 0:11.14            | 1:36.95 [8]          | 1:23.14 [2]          | 1:12.00 [2]          | 1:00.22 [2]          | 0:47.99 [2]          | 0:36.23 [2]          | 0:24.65 [2]          | 0:36.23   | +2 |                           |
|             |     | Adin Thompson   |         | Overall             | 1400m              | (0:13.81)            | (0:11.14)            | (0:11.78)            | (0:12.23)            | (0:11.76)            | (0:11.58)            | (0:11.78)            |           |    |                           |
| 9           | 9   | SPIRIT OF NURAI | 9       | 64.9                | 0:11.41            | 1:37.27 [9]          | 1:22.73 [9]          | 1:11.32 [9]          | 0:59.50 [9]          | 0:47.54 [9]          | 0:35.72 [9]          | 0:24.24 [11]         | 0:35.72   | +9 |                           |
|             |     | Daniel Moor     |         | 600m                | 1400m              | (0:14.54)            | (0:11.41)            | (0:11.82)            | (0:11.96)            | (0:11.82)            | (0:11.48)            | (0:11.54)            |           |    |                           |
| 10          | 11  | TICKLE MY TOSEN | 3       | 65.4                | 0:11.20            | 1:37.33 [10]         | 1:23.31 [3]          | 1:12.11 [3]          | 1:00.40 [3]          | 0:48.27 [3]          | 0:36.40 [3]          | 0:24.86 [4]          | 0:36.40   | +0 |                           |
|             |     | Angela Jones    |         | 1400m               | 1400m              | (0:14.02)            | (0:11.20)            | (0:11.71)            | (0:12.13)            | (0:11.87)            | (0:11.54)            | (0:11.92)            |           |    |                           |

Scratched: Slugworth (#8)

Report Created: Wed 7 January 2026 15:40 GMT+1 (Note: Timing is based on position data)

Page 1/16

[ ] Ranking at each section and finish  
-:-:- No data available at this section  
NA No data available

SCN Saddle cloth number  
DNF Did not finish  
DNT Did not track

data processed by  TRIPLES DATA



## Eagle Farm Professional

### Race 4: BECOME A BRC MEMBER Class 1 Handicap - 1600m

07 January 2026 - 15:21



BRISBANE  
RACING CLUB

Track Rating: Good 4, Weather: Fine, Rail Position: +6m Entire

| Section     |     |                      |         |                     |                    | Overall              | 1400m                | 1200m                | 1000m                | 800m                 | 600m                 | 400m                 | Last 600m |                           |
|-------------|-----|----------------------|---------|---------------------|--------------------|----------------------|----------------------|----------------------|----------------------|----------------------|----------------------|----------------------|-----------|---------------------------|
| Field Times |     |                      |         |                     |                    | 1:35.67<br>(0:13.67) | 1:22.00<br>(0:11.18) | 1:10.82<br>(0:11.71) | 0:59.11<br>(0:12.18) | 0:46.93<br>(0:11.76) | 0:35.17<br>(0:11.55) | 0:23.62<br>(0:11.63) | 0:35.17   |                           |
| Rank        | TAB | Horse/Jockey         | Barrier | Top Speed<br>[km/h] | Fastest<br>Section |                      |                      |                      |                      |                      |                      |                      |           | Distance<br>Travelled [m] |
| 11          | 12  | HERALD ANGEL         | 8       | 65.4                | 0:11.36            | 1:37.34 [11]         | 1:23.31 [4]          | 1:11.95 [5]          | 1:00.09 [6]          | 0:47.96 [5]          | 0:36.04 [6]          | 0:24.50 [8]          | 0:36.04   | +6                        |
|             |     | Damien Thornton      |         | 1400m               | 1400m              | (0:14.03)            | (0:11.36)            | (0:11.86)            | (0:12.13)            | (0:11.92)            | (0:11.54)            | (0:11.75)            |           |                           |
| 12          | 3   | HE'S A SAINT         | 6       | 64.8                | 0:11.36            | 1:38.15 [12]         | 1:23.74 [7]          | 1:12.38 [7]          | 1:00.59 [8]          | 0:48.55 [8]          | 0:36.75 [8]          | 0:25.29 [9]          | 0:36.75   | +2                        |
|             |     | Jag Guthmann-Chester |         | 1400m               | 1400m              | (0:14.41)            | (0:11.36)            | (0:11.79)            | (0:12.04)            | (0:11.80)            | (0:11.46)            | (0:11.90)            |           |                           |

Scratched: Slugworth (#8)



## Eagle Farm Professional

### Race 4: BECOME A BRC MEMBER Class 1 Handicap - 1600m

07 January 2026 - 15:21



BRISBANE  
RACING CLUB

Track Rating: Good 4, Weather: Fine, Rail Position: +6m Entire

| Section<br>Field Times |     |                 |         | 200m<br>0:11.99<br>(0:11.99) |                    | Last 600m<br>0:35.17 |         |  |                           |
|------------------------|-----|-----------------|---------|------------------------------|--------------------|----------------------|---------|--|---------------------------|
| Rank                   | TAB | Horse/Jockey    | Barrier | Top Speed<br>[km/h]          | Fastest<br>Section | Margin               |         |  | Distance<br>Travelled [m] |
| 1                      | 7   | LYNEHAM         | 2       | 65.4                         | 0:11.21            | 0:11.86 [2]          | 1:35.67 |  | 0:34.46                   |
|                        |     | Martin Harley   |         | 400m                         | 400m               | (0:11.86)            |         |  |                           |
| 2                      | 5   | WAR KING        | 12      | 66.4                         | 0:11.26            | 0:12.12 [1]          | 0.77L   |  | 0:34.81 +1                |
|                        |     | Michael Rodd    |         | Overall                      | 1400m              | (0:12.12)            |         |  |                           |
| 3                      | 2   | HOT MAJESTY     | 4       | 65.2                         | 0:11.22            | 0:12.06 [4]          | 1.8L    |  | 0:34.63 -1                |
|                        |     | Ben Thompson    |         | 400m                         | 600m               | (0:12.06)            |         |  |                           |
| 4                      | 10  | IN SOCIETY      | 5       | 65.3                         | 0:11.19            | 0:12.04 [7]          | 3.97L   |  | 0:34.51 +1                |
|                        |     | Robbie Dolan    |         | 600m                         | 600m               | (0:12.04)            |         |  |                           |
| 5                      | 13  | HAMILTON BROWN  | 7       | 65.8                         | 0:11.17            | 0:12.11 [6]          | 4.43L   |  | 0:34.86 -1                |
|                        |     | Cejay Graham    |         | 600m                         | 600m               | (0:12.11)            |         |  |                           |
| 6                      | 6   | AUTUMNGIRL      | 10      | 64.7                         | 0:11.45            | 0:12.28 [9]          | 6.87L   |  | 0:35.23 +4                |
|                        |     | Andrew Mallyon  |         | 600m                         | 600m               | (0:12.28)            |         |  |                           |
| 7                      | 1   | DARK ARTS       | 1       | 66.2                         | 0:11.18            | 0:13.01 [3]          | 6.95L   |  | 0:36.35 +2                |
|                        |     | Emily Lang      |         | Overall                      | 1400m              | (0:13.01)            |         |  |                           |
| 8                      | 4   | SLIPSAIN        | 11      | 67.1                         | 0:11.14            | 0:12.87 [5]          | 7.54L   |  | 0:36.23 +2                |
|                        |     | Adin Thompson   |         | Overall                      | 1400m              | (0:12.87)            |         |  |                           |
| 9                      | 9   | SPIRIT OF NURAI | 9       | 64.9                         | 0:11.41            | 0:12.70 [10]         | 9.42L   |  | 0:35.72 +9                |
|                        |     | Daniel Moor     |         | 600m                         | 1400m              | (0:12.70)            |         |  |                           |
| 10                     | 11  | TICKLE MY TOSEN | 3       | 65.4                         | 0:11.20            | 0:12.94 [8]          | 9.76L   |  | 0:36.40 +0                |
|                        |     | Angela Jones    |         | 1400m                        | 1400m              | (0:12.94)            |         |  |                           |

Scratched: Slugworth (#8)

Report Created: Wed 7 January 2026 15:40 GMT+1 (Note: Timing is based on position data)

Page 3/16

[ ] Ranking at each section and finish  
-:-:- No data available at this section  
NA No data available

SCN Saddle cloth number  
DNF Did not finish  
DNT Did not track

data processed by  TRIPLESDATA



## Eagle Farm Professional

### Race 4: BECOME A BRC MEMBER Class 1 Handicap - 1600m

07 January 2026 - 15:21



BRISBANE  
RACING CLUB

Track Rating: Good 4, Weather: Fine, Rail Position: +6m Entire

| Section<br>Field Times |     | 200m<br>0:11.99<br>(0:11.99) |         | Last 600m<br>0:35.17 |                    |              |        |                           |    |
|------------------------|-----|------------------------------|---------|----------------------|--------------------|--------------|--------|---------------------------|----|
| Rank                   | TAB | Horse/Jockey                 | Barrier | Top Speed<br>[km/h]  | Fastest<br>Section | Margin       |        | Distance<br>Travelled [m] |    |
| 11                     | 12  | HERALD ANGEL                 | 8       | 65.4                 | 0:11.36            | 0:12.75 [11] | 9.82L  | 0:36.04                   | +6 |
|                        |     | Damien Thornton              |         | 1400m                | 1400m              | (0:12.75)    |        |                           |    |
| 12                     | 3   | HE'S A SAINT                 | 6       | 64.8                 | 0:11.36            | 0:13.39 [12] | 14.59L | 0:36.75                   | +2 |
|                        |     | Jag Guthmann-Chester         |         | 1400m                | 1400m              | (0:13.39)    |        |                           |    |

Scratched: Slugworth (#8)



|                                |                |
|--------------------------------|----------------|
| Horse/Jockey Name              | Lyneham        |
| Final Rank                     | 1              |
| Fastest Section Time (Section) | 0:11.21 (400m) |
| Top Speed [km/h] (Section)     | 65.4 (400m)    |
| Race State                     | Finished       |



Eagle Farm Professional

Race 4: BECOME A BRC MEMBER Class 1 Handicap - 1600m

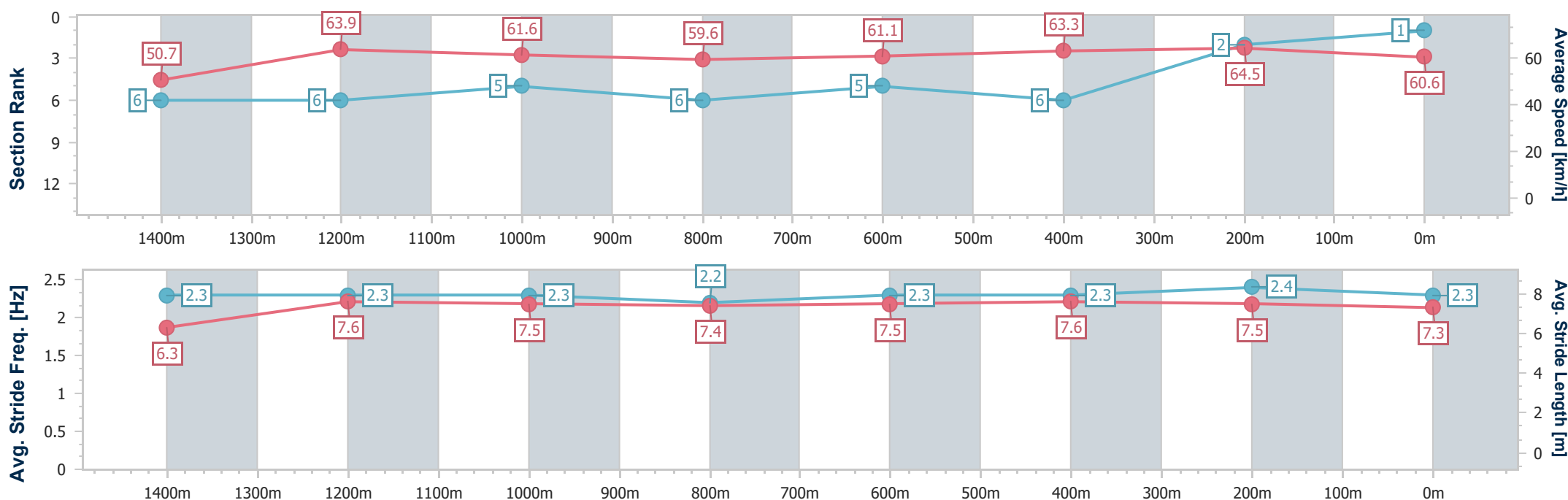
07 January 2026 - 15:21

Track Rating: Good 4, Weather: Fine, Rail Position: +6m Entire



BRISBANE  
RACING CLUB

| Section                | Overall                  | 1400m                    | 1200m                    | 1000m                    | 800m                     | 600m                     | 400m                     | 200m                     |  |  |  |  |  |
|------------------------|--------------------------|--------------------------|--------------------------|--------------------------|--------------------------|--------------------------|--------------------------|--------------------------|--|--|--|--|--|
| Section Times          | 1:35.67 [1]<br>(0:14.22) | 1:21.45 [6]<br>(0:11.29) | 1:10.16 [6]<br>(0:11.70) | 0:58.46 [5]<br>(0:12.17) | 0:46.29 [6]<br>(0:11.83) | 0:34.46 [5]<br>(0:11.39) | 0:23.07 [6]<br>(0:11.21) | 0:11.86 [2]<br>(0:11.86) |  |  |  |  |  |
| Average Speed [km/h]   | 50.7                     | 63.9                     | 61.6                     | 59.6                     | 61.1                     | 63.3                     | 64.5                     | 60.6                     |  |  |  |  |  |
| Top Speed [km/h]       | 63.9                     | 64.9                     | 63.2                     | 60.0                     | 62.8                     | 64.7                     | 65.4                     | 63.5                     |  |  |  |  |  |
| Avg. Dist. to Rail [m] | 3.7                      | 1.4                      | 1.7                      | 1.8                      | 0.7                      | 1.3                      | 4.2                      | 5.0                      |  |  |  |  |  |
| Avg. Stride Freq. [Hz] | 2.3                      | 2.3                      | 2.3                      | 2.2                      | 2.3                      | 2.3                      | 2.4                      | 2.3                      |  |  |  |  |  |
| Avg. Stride Length [m] | 6.3                      | 7.6                      | 7.5                      | 7.4                      | 7.5                      | 7.6                      | 7.5                      | 7.3                      |  |  |  |  |  |







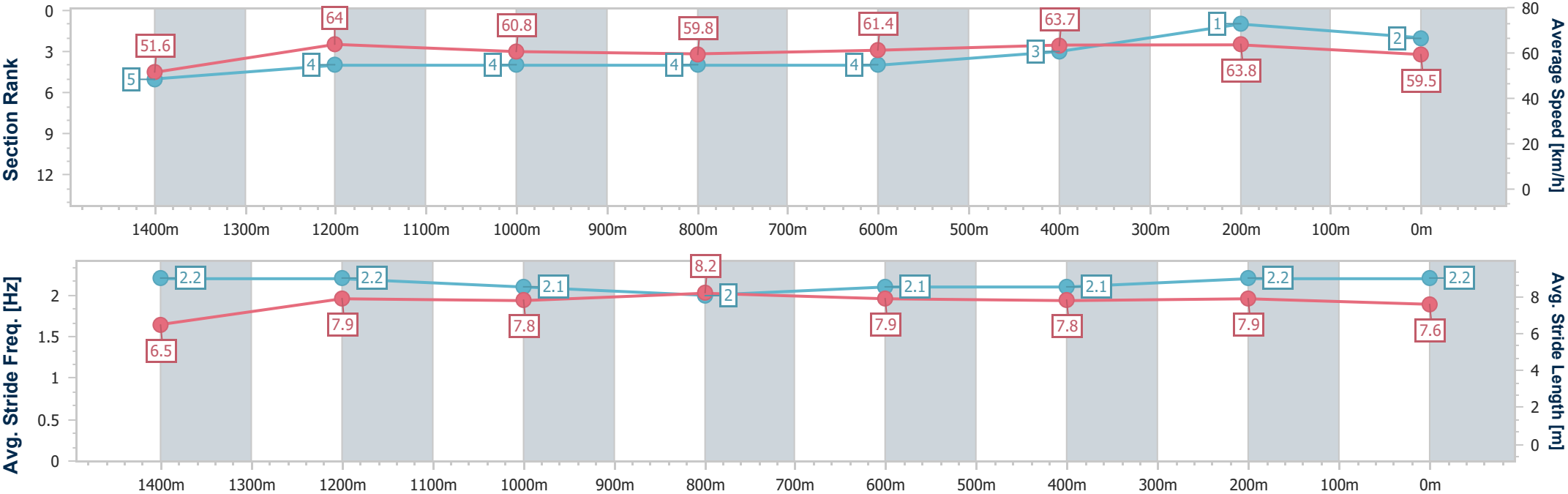
|                                |                 |
|--------------------------------|-----------------|
| Horse/Jockey Name              | War King        |
| Final Rank                     | 2               |
| Fastest Section Time (Section) | 0:11.26 (1400m) |
| Top Speed [km/h] (Section)     | 66.4 (Overall)  |
| Race State                     | Finished        |



Eagle Farm Professional  
Race 4: BECOME A BRC MEMBER Class 1 Handicap - 1600m  
07 January 2026 - 15:21  
Track Rating: Good 4, Weather: Fine, Rail Position: +6m Entire



| Section                | Overall                  | 1400m                    | 1200m                    | 1000m                    | 800m                     | 600m                     | 400m                     | 200m                     |  |  |  |  |  |
|------------------------|--------------------------|--------------------------|--------------------------|--------------------------|--------------------------|--------------------------|--------------------------|--------------------------|--|--|--|--|--|
| Section Times          | 1:35.80 [2]<br>(0:14.03) | 1:21.77 [5]<br>(0:11.26) | 1:10.51 [4]<br>(0:11.83) | 0:58.68 [4]<br>(0:12.11) | 0:46.57 [4]<br>(0:11.76) | 0:34.81 [4]<br>(0:11.42) | 0:23.39 [3]<br>(0:11.27) | 0:12.12 [1]<br>(0:12.12) |  |  |  |  |  |
| Average Speed [km/h]   | 51.6                     | 64.0                     | 60.8                     | 59.8                     | 61.4                     | 63.7                     | 63.8                     | 59.5                     |  |  |  |  |  |
| Top Speed [km/h]       | 66.4                     | 66.0                     | 63.1                     | 60.5                     | 62.9                     | 65.1                     | 65.3                     | 61.8                     |  |  |  |  |  |
| Avg. Dist. to Rail [m] | 12.4                     | 3.3                      | 1.7                      | 0.5                      | 0.7                      | 2.3                      | 4.8                      | 3.2                      |  |  |  |  |  |
| Avg. Stride Freq. [Hz] | 2.2                      | 2.2                      | 2.1                      | 2.0                      | 2.1                      | 2.1                      | 2.2                      | 2.2                      |  |  |  |  |  |
| Avg. Stride Length [m] | 6.5                      | 7.9                      | 7.8                      | 8.2                      | 7.9                      | 7.8                      | 7.9                      | 7.6                      |  |  |  |  |  |





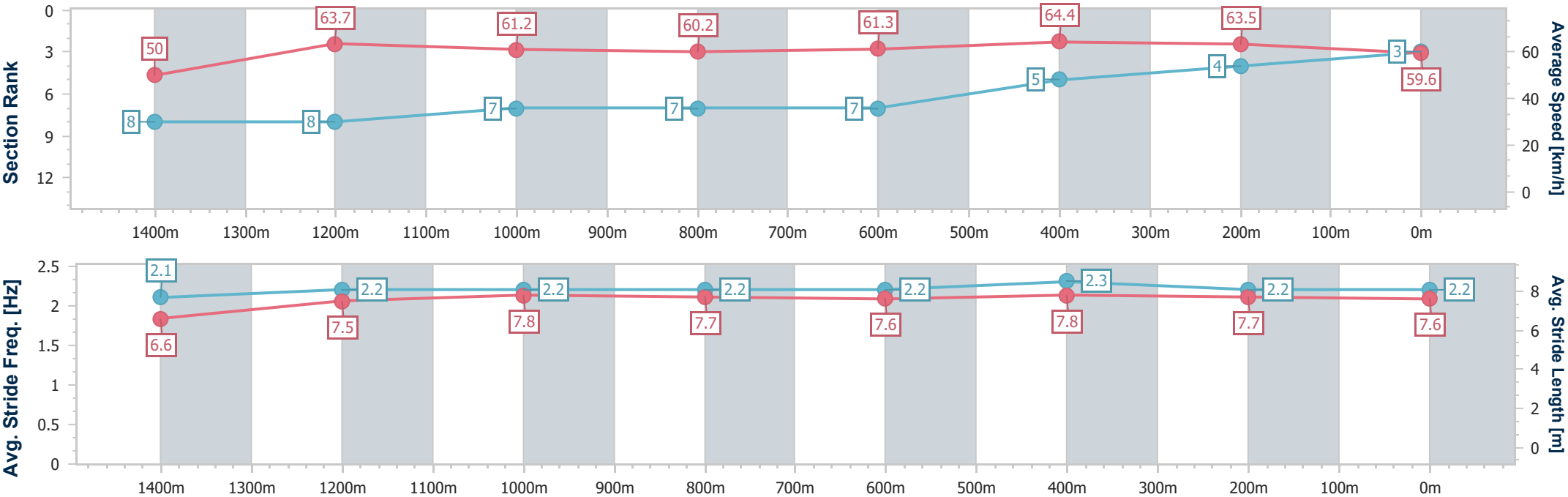
|                                |                |
|--------------------------------|----------------|
| Horse/Jockey Name              | Hot Majesty    |
| Final Rank                     | 3              |
| Fastest Section Time (Section) | 0:11.22 (600m) |
| Top Speed [km/h] (Section)     | 65.2 (400m)    |
| Race State                     | Finished       |



Eagle Farm Professional  
Race 4: BECOME A BRC MEMBER Class 1 Handicap - 1600m  
07 January 2026 - 15:21  
Track Rating: Good 4, Weather: Fine, Rail Position: +6m Entire



| Section                | Overall                  | 1400m                    | 1200m                    | 1000m                    | 800m                     | 600m                     | 400m                     | 200m                     |  |  |  |  |  |
|------------------------|--------------------------|--------------------------|--------------------------|--------------------------|--------------------------|--------------------------|--------------------------|--------------------------|--|--|--|--|--|
| Section Times          | 1:35.98 [3]<br>(0:14.44) | 1:21.54 [8]<br>(0:11.35) | 1:10.19 [8]<br>(0:11.74) | 0:58.45 [7]<br>(0:12.04) | 0:46.41 [7]<br>(0:11.78) | 0:34.63 [7]<br>(0:11.22) | 0:23.41 [5]<br>(0:11.35) | 0:12.06 [4]<br>(0:12.06) |  |  |  |  |  |
| Average Speed [km/h]   | 50.0                     | 63.7                     | 61.2                     | 60.2                     | 61.3                     | 64.4                     | 63.5                     | 59.6                     |  |  |  |  |  |
| Top Speed [km/h]       | 64.0                     | 64.3                     | 62.1                     | 60.6                     | 63.5                     | 64.8                     | 65.2                     | 62.3                     |  |  |  |  |  |
| Avg. Dist. to Rail [m] | 5.2                      | 1.9                      | 1.9                      | 1.2                      | 0.3                      | 0.6                      | 1.8                      | 2.9                      |  |  |  |  |  |
| Avg. Stride Freq. [Hz] | 2.1                      | 2.2                      | 2.2                      | 2.2                      | 2.2                      | 2.3                      | 2.2                      | 2.2                      |  |  |  |  |  |
| Avg. Stride Length [m] | 6.6                      | 7.5                      | 7.8                      | 7.7                      | 7.6                      | 7.8                      | 7.7                      | 7.6                      |  |  |  |  |  |





|                                |                |
|--------------------------------|----------------|
| Horse/Jockey Name              | In Society     |
| Final Rank                     | 4              |
| Fastest Section Time (Section) | 0:11.19 (600m) |
| Top Speed [km/h] (Section)     | 65.3 (600m)    |
| Race State                     | Finished       |

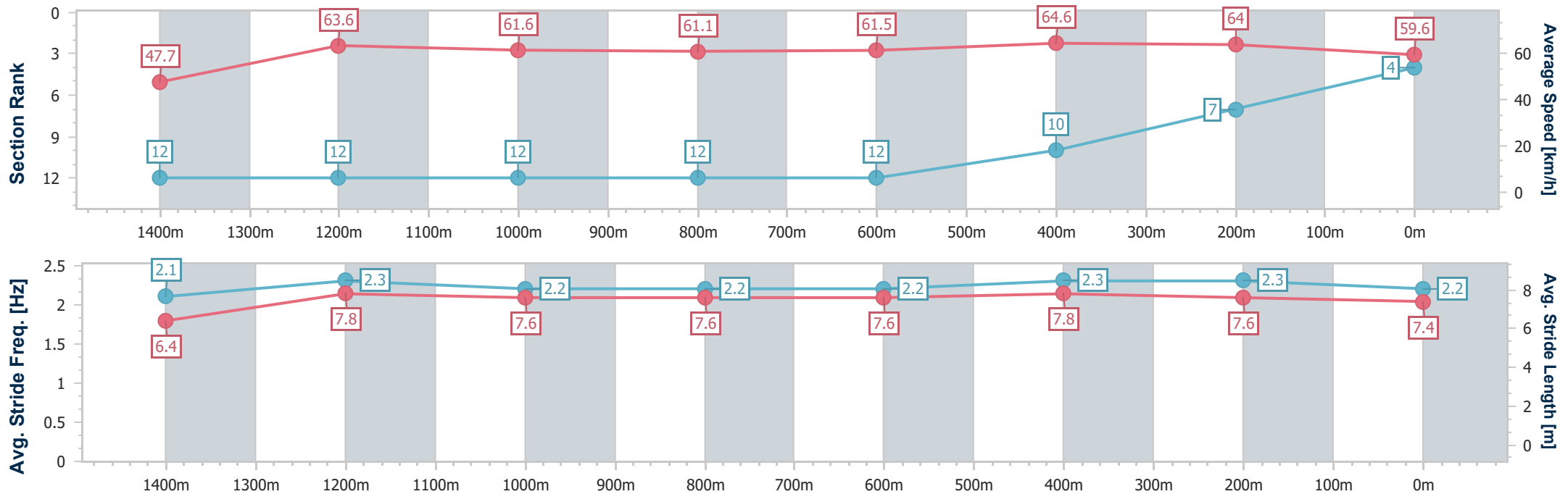


Eagle Farm Professional  
Race 4: BECOME A BRC MEMBER Class 1 Handicap - 1600m  
07 January 2026 - 15:21  
Track Rating: Good 4, Weather: Fine, Rail Position: +6m Entire



BRISBANE  
RACING CLUB

| Section                | Overall                  | 1400m                     | 1200m                     | 1000m                     | 800m                      | 600m                      | 400m                      | 200m                     |  |  |  |  |  |
|------------------------|--------------------------|---------------------------|---------------------------|---------------------------|---------------------------|---------------------------|---------------------------|--------------------------|--|--|--|--|--|
| Section Times          | 1:36.35 [4]<br>(0:15.09) | 1:21.26 [12]<br>(0:11.35) | 1:09.91 [12]<br>(0:11.73) | 0:58.18 [12]<br>(0:11.86) | 0:46.32 [12]<br>(0:11.81) | 0:34.51 [12]<br>(0:11.19) | 0:23.32 [10]<br>(0:11.28) | 0:12.04 [7]<br>(0:12.04) |  |  |  |  |  |
| Average Speed [km/h]   | 47.7                     | 63.6                      | 61.6                      | 61.1                      | 61.5                      | 64.6                      | 64.0                      | 59.6                     |  |  |  |  |  |
| Top Speed [km/h]       | 64.4                     | 64.2                      | 63.8                      | 62.0                      | 64.1                      | 65.3                      | 65.0                      | 62.3                     |  |  |  |  |  |
| Avg. Dist. to Rail [m] | 6.3                      | 2.1                       | 1.8                       | 1.9                       | 1.5                       | 0.9                       | 3.8                       | 5.8                      |  |  |  |  |  |
| Avg. Stride Freq. [Hz] | 2.1                      | 2.3                       | 2.2                       | 2.2                       | 2.2                       | 2.3                       | 2.3                       | 2.2                      |  |  |  |  |  |
| Avg. Stride Length [m] | 6.4                      | 7.8                       | 7.6                       | 7.6                       | 7.6                       | 7.8                       | 7.6                       | 7.4                      |  |  |  |  |  |





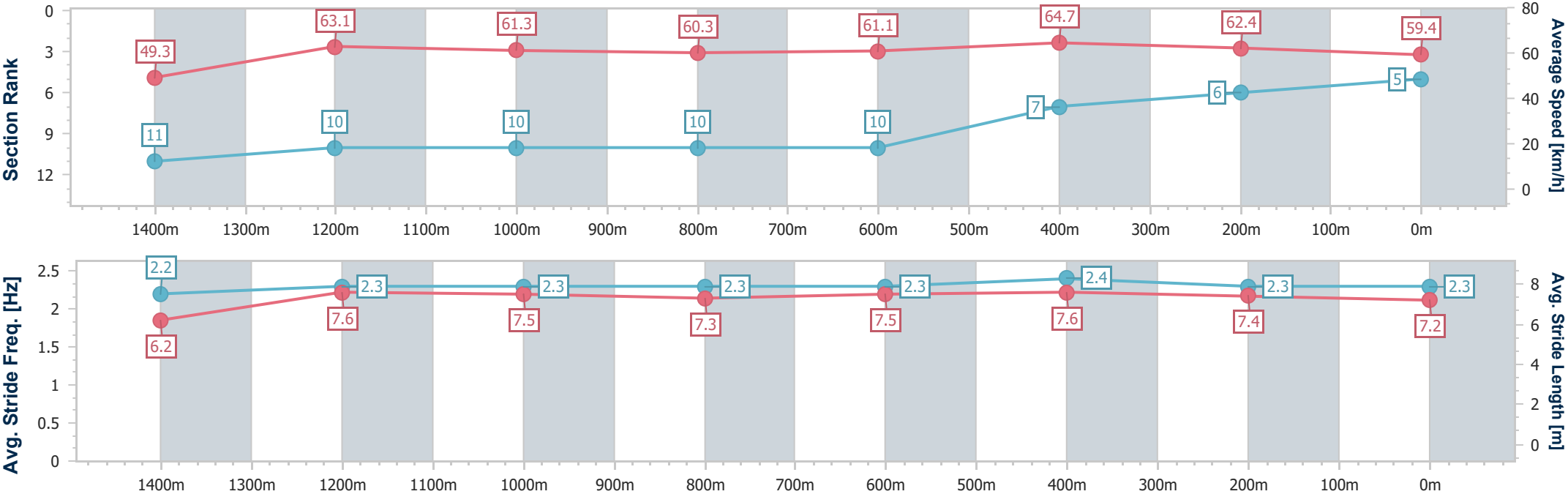
|                                |                |
|--------------------------------|----------------|
| Horse/Jockey Name              | Hamilton Brown |
| Final Rank                     | 5              |
| Fastest Section Time (Section) | 0:11.17 (600m) |
| Top Speed [km/h] (Section)     | 65.8 (600m)    |
| Race State                     | Finished       |



Eagle Farm Professional  
Race 4: BECOME A BRC MEMBER Class 1 Handicap - 1600m  
07 January 2026 - 15:21  
Track Rating: Good 4, Weather: Fine, Rail Position: +6m Entire



| Section                | Overall                  | 1400m                     | 1200m                     | 1000m                     | 800m                      | 600m                      | 400m                     | 200m                     |  |  |  |  |  |
|------------------------|--------------------------|---------------------------|---------------------------|---------------------------|---------------------------|---------------------------|--------------------------|--------------------------|--|--|--|--|--|
| Section Times          | 1:36.42 [5]<br>(0:14.65) | 1:21.77 [11]<br>(0:11.40) | 1:10.37 [10]<br>(0:11.74) | 0:58.63 [10]<br>(0:11.98) | 0:46.65 [10]<br>(0:11.79) | 0:34.86 [10]<br>(0:11.17) | 0:23.69 [7]<br>(0:11.58) | 0:12.11 [6]<br>(0:12.11) |  |  |  |  |  |
| Average Speed [km/h]   | 49.3                     | 63.1                      | 61.3                      | 60.3                      | 61.1                      | 64.7                      | 62.4                     | 59.4                     |  |  |  |  |  |
| Top Speed [km/h]       | 63.8                     | 63.9                      | 62.9                      | 61.0                      | 63.4                      | 65.8                      | 64.6                     | 61.4                     |  |  |  |  |  |
| Avg. Dist. to Rail [m] | 6.5                      | 1.4                       | 0.5                       | 0.6                       | 0.6                       | 1.1                       | 1.2                      | 1.4                      |  |  |  |  |  |
| Avg. Stride Freq. [Hz] | 2.2                      | 2.3                       | 2.3                       | 2.3                       | 2.3                       | 2.4                       | 2.3                      | 2.3                      |  |  |  |  |  |
| Avg. Stride Length [m] | 6.2                      | 7.6                       | 7.5                       | 7.3                       | 7.5                       | 7.6                       | 7.4                      | 7.2                      |  |  |  |  |  |





|                                |                |
|--------------------------------|----------------|
| Horse/Jockey Name              | Autumngirl     |
| Final Rank                     | 6              |
| Fastest Section Time (Section) | 0:11.45 (600m) |
| Top Speed [km/h] (Section)     | 64.7 (600m)    |
| Race State                     | Finished       |

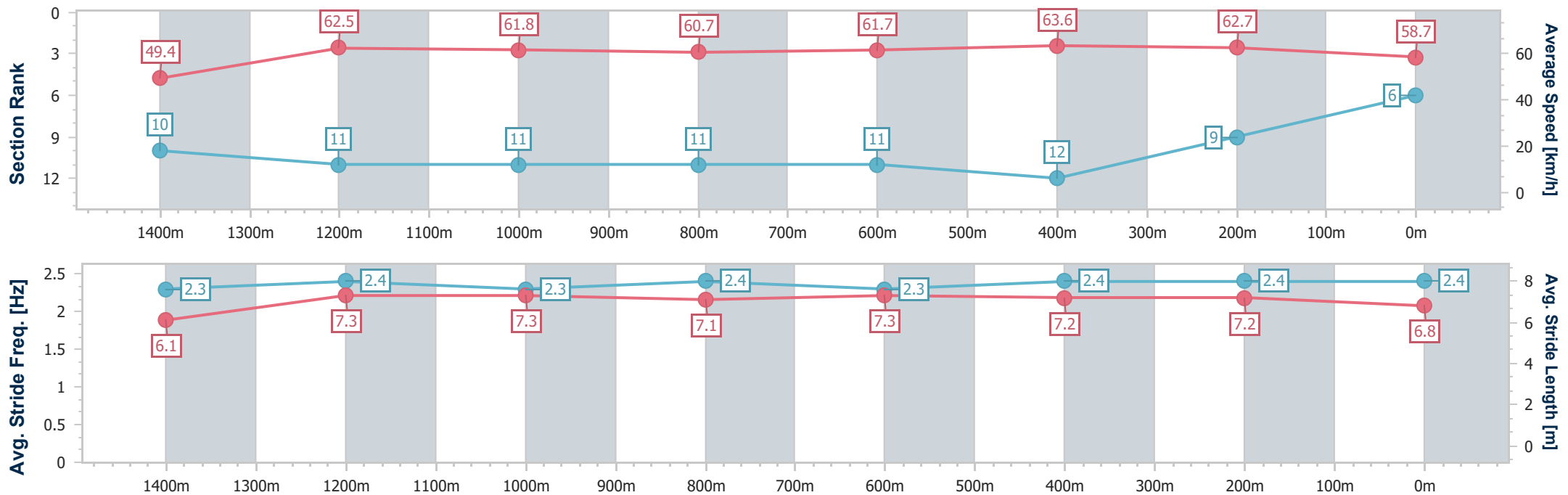


Eagle Farm Professional  
Race 4: BECOME A BRC MEMBER Class 1 Handicap - 1600m  
07 January 2026 - 15:21  
Track Rating: Good 4, Weather: Fine, Rail Position: +6m Entire



BRISBANE  
RACING CLUB

| Section                | Overall                  | 1400m                     | 1200m                     | 1000m                     | 800m                      | 600m                      | 400m                      | 200m                     |  |  |  |  |  |
|------------------------|--------------------------|---------------------------|---------------------------|---------------------------|---------------------------|---------------------------|---------------------------|--------------------------|--|--|--|--|--|
| Section Times          | 1:36.84 [6]<br>(0:14.64) | 1:22.20 [10]<br>(0:11.56) | 1:10.64 [11]<br>(0:11.68) | 0:58.96 [11]<br>(0:11.93) | 0:47.03 [11]<br>(0:11.80) | 0:35.23 [11]<br>(0:11.45) | 0:23.78 [12]<br>(0:11.50) | 0:12.28 [9]<br>(0:12.28) |  |  |  |  |  |
| Average Speed [km/h]   | 49.4                     | 62.5                      | 61.8                      | 60.7                      | 61.7                      | 63.6                      | 62.7                      | 58.7                     |  |  |  |  |  |
| Top Speed [km/h]       | 61.8                     | 64.2                      | 63.2                      | 62.7                      | 63.1                      | 64.7                      | 64.5                      | 61.3                     |  |  |  |  |  |
| Avg. Dist. to Rail [m] | 9.2                      | 2.5                       | 2.3                       | 1.5                       | 1.9                       | 3.0                       | 7.0                       | 7.6                      |  |  |  |  |  |
| Avg. Stride Freq. [Hz] | 2.3                      | 2.4                       | 2.3                       | 2.4                       | 2.3                       | 2.4                       | 2.4                       | 2.4                      |  |  |  |  |  |
| Avg. Stride Length [m] | 6.1                      | 7.3                       | 7.3                       | 7.1                       | 7.3                       | 7.2                       | 7.2                       | 6.8                      |  |  |  |  |  |





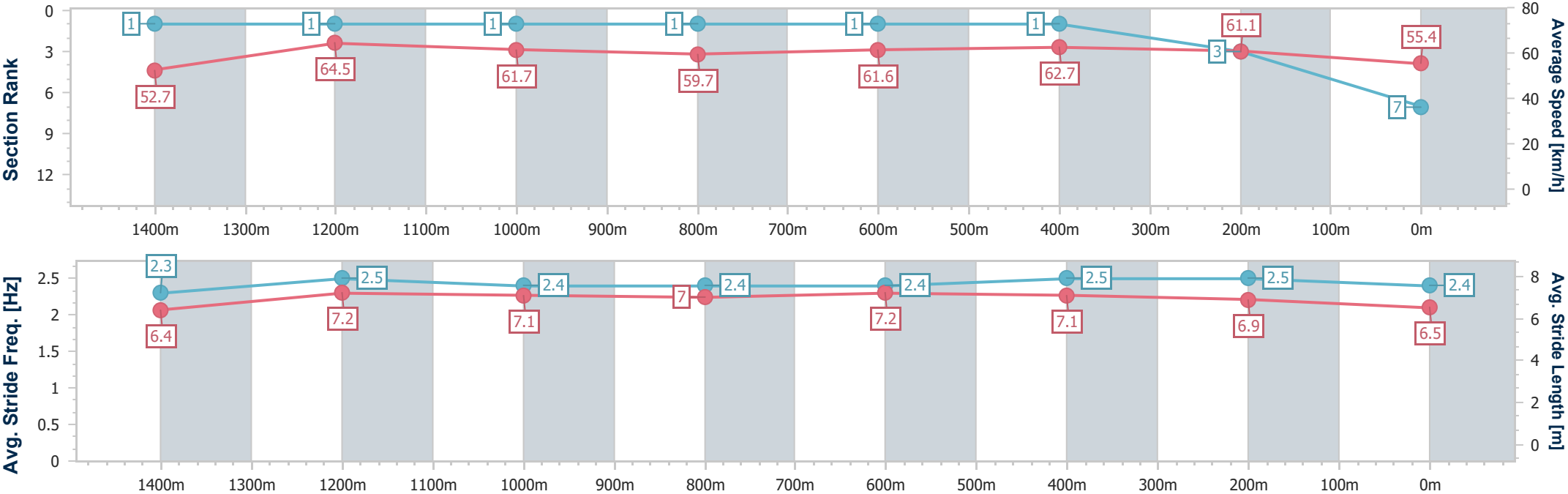
|                                |                 |
|--------------------------------|-----------------|
| Horse/Jockey Name              | Dark Arts       |
| Final Rank                     | 7               |
| Fastest Section Time (Section) | 0:11.18 (1400m) |
| Top Speed [km/h] (Section)     | 66.2 (Overall)  |
| Race State                     | Finished        |



Eagle Farm Professional  
Race 4: BECOME A BRC MEMBER Class 1 Handicap - 1600m  
07 January 2026 - 15:21  
Track Rating: Good 4, Weather: Fine, Rail Position: +6m Entire



| Section                | Overall                  | 1400m                    | 1200m                    | 1000m                    | 800m                     | 600m                     | 400m                     | 200m                     |  |  |  |  |  |
|------------------------|--------------------------|--------------------------|--------------------------|--------------------------|--------------------------|--------------------------|--------------------------|--------------------------|--|--|--|--|--|
| Section Times          | 1:36.85 [7]<br>(0:13.67) | 1:23.18 [1]<br>(0:11.18) | 1:12.00 [1]<br>(0:11.71) | 1:00.29 [1]<br>(0:12.18) | 0:48.11 [1]<br>(0:11.76) | 0:36.35 [1]<br>(0:11.55) | 0:24.80 [1]<br>(0:11.79) | 0:13.01 [3]<br>(0:13.01) |  |  |  |  |  |
| Average Speed [km/h]   | 52.7                     | 64.5                     | 61.7                     | 59.7                     | 61.6                     | 62.7                     | 61.1                     | 55.4                     |  |  |  |  |  |
| Top Speed [km/h]       | 66.2                     | 66.0                     | 63.1                     | 60.6                     | 62.6                     | 63.0                     | 62.5                     | 59.1                     |  |  |  |  |  |
| Avg. Dist. to Rail [m] | 3.4                      | 2.0                      | 1.7                      | 2.0                      | 1.4                      | 1.7                      | 3.6                      | 5.2                      |  |  |  |  |  |
| Avg. Stride Freq. [Hz] | 2.3                      | 2.5                      | 2.4                      | 2.4                      | 2.4                      | 2.5                      | 2.5                      | 2.4                      |  |  |  |  |  |
| Avg. Stride Length [m] | 6.4                      | 7.2                      | 7.1                      | 7.0                      | 7.2                      | 7.1                      | 6.9                      | 6.5                      |  |  |  |  |  |





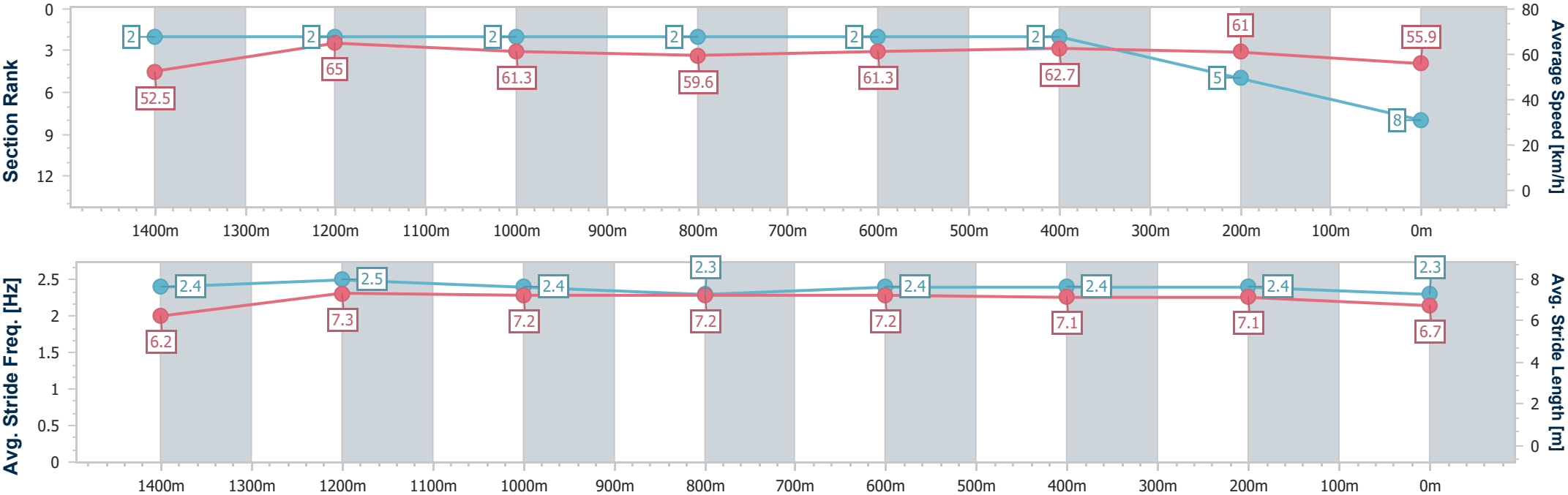
|                                |                 |
|--------------------------------|-----------------|
| Horse/Jockey Name              | Slipsain        |
| Final Rank                     | 8               |
| Fastest Section Time (Section) | 0:11.14 (1400m) |
| Top Speed [km/h] (Section)     | 67.1 (Overall)  |
| Race State                     | Finished        |



Eagle Farm Professional  
Race 4: BECOME A BRC MEMBER Class 1 Handicap - 1600m  
07 January 2026 - 15:21  
Track Rating: Good 4, Weather: Fine, Rail Position: +6m Entire



| Section                | Overall                  | 1400m                    | 1200m                    | 1000m                    | 800m                     | 600m                     | 400m                     | 200m                     |  |  |  |  |  |
|------------------------|--------------------------|--------------------------|--------------------------|--------------------------|--------------------------|--------------------------|--------------------------|--------------------------|--|--|--|--|--|
| Section Times          | 1:36.95 [8]<br>(0:13.81) | 1:23.14 [2]<br>(0:11.14) | 1:12.00 [2]<br>(0:11.78) | 1:00.22 [2]<br>(0:12.23) | 0:47.99 [2]<br>(0:11.76) | 0:36.23 [2]<br>(0:11.58) | 0:24.65 [2]<br>(0:11.78) | 0:12.87 [5]<br>(0:12.87) |  |  |  |  |  |
| Average Speed [km/h]   | 52.5                     | 65.0                     | 61.3                     | 59.6                     | 61.3                     | 62.7                     | 61.0                     | 55.9                     |  |  |  |  |  |
| Top Speed [km/h]       | 67.1                     | 67.1                     | 62.4                     | 59.9                     | 62.8                     | 63.6                     | 62.6                     | 59.1                     |  |  |  |  |  |
| Avg. Dist. to Rail [m] | 11.8                     | 3.2                      | 3.6                      | 2.5                      | 0.7                      | 0.9                      | 2.4                      | 3.1                      |  |  |  |  |  |
| Avg. Stride Freq. [Hz] | 2.4                      | 2.5                      | 2.4                      | 2.3                      | 2.4                      | 2.4                      | 2.4                      | 2.3                      |  |  |  |  |  |
| Avg. Stride Length [m] | 6.2                      | 7.3                      | 7.2                      | 7.2                      | 7.2                      | 7.1                      | 7.1                      | 6.7                      |  |  |  |  |  |





|                                |                 |
|--------------------------------|-----------------|
| Horse/Jockey Name              | Spirit Of Nurai |
| Final Rank                     | 9               |
| Fastest Section Time (Section) | 0:11.41 (1400m) |
| Top Speed [km/h] (Section)     | 64.9 (600m)     |
| Race State                     | Finished        |

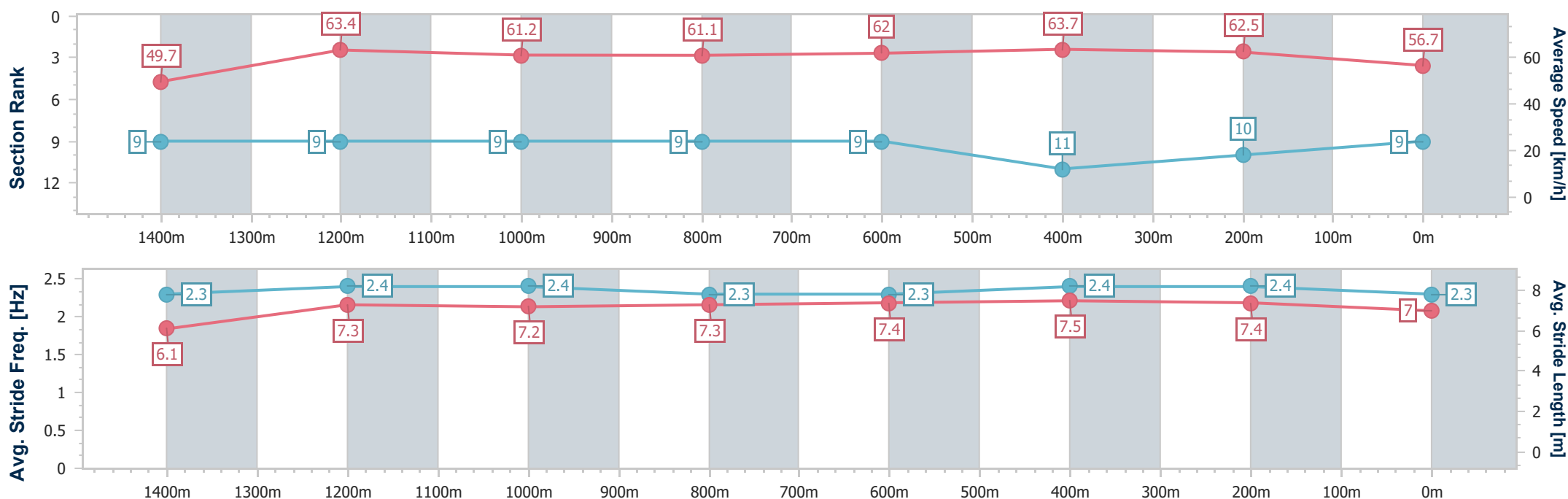


Eagle Farm Professional  
Race 4: BECOME A BRC MEMBER Class 1 Handicap - 1600m  
07 January 2026 - 15:21  
Track Rating: Good 4, Weather: Fine, Rail Position: +6m Entire



BRISBANE  
RACING CLUB

| Section                | Overall                  | 1400m                    | 1200m                    | 1000m                    | 800m                     | 600m                     | 400m                      | 200m                      |  |  |  |  |  |
|------------------------|--------------------------|--------------------------|--------------------------|--------------------------|--------------------------|--------------------------|---------------------------|---------------------------|--|--|--|--|--|
| Section Times          | 1:37.27 [9]<br>(0:14.54) | 1:22.73 [9]<br>(0:11.41) | 1:11.32 [9]<br>(0:11.82) | 0:59.50 [9]<br>(0:11.96) | 0:47.54 [9]<br>(0:11.82) | 0:35.72 [9]<br>(0:11.48) | 0:24.24 [11]<br>(0:11.54) | 0:12.70 [10]<br>(0:12.70) |  |  |  |  |  |
| Average Speed [km/h]   | 49.7                     | 63.4                     | 61.2                     | 61.1                     | 62.0                     | 63.7                     | 62.5                      | 56.7                      |  |  |  |  |  |
| Top Speed [km/h]       | 62.9                     | 64.0                     | 63.5                     | 61.8                     | 62.8                     | 64.9                     | 64.2                      | 60.3                      |  |  |  |  |  |
| Avg. Dist. to Rail [m] | 9.2                      | 3.6                      | 3.5                      | 3.4                      | 3.3                      | 4.3                      | 8.3                       | 9.1                       |  |  |  |  |  |
| Avg. Stride Freq. [Hz] | 2.3                      | 2.4                      | 2.4                      | 2.3                      | 2.3                      | 2.4                      | 2.4                       | 2.3                       |  |  |  |  |  |
| Avg. Stride Length [m] | 6.1                      | 7.3                      | 7.2                      | 7.3                      | 7.4                      | 7.5                      | 7.4                       | 7.0                       |  |  |  |  |  |







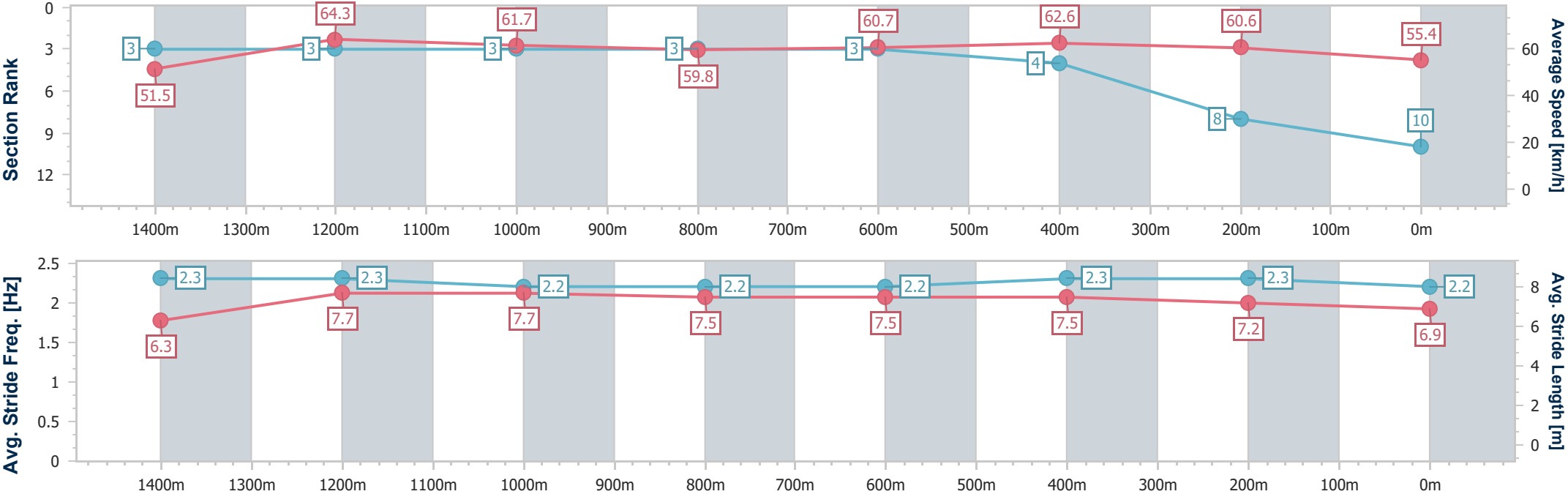
|                                |                 |
|--------------------------------|-----------------|
| Horse/Jockey Name              | Tickle My Tosen |
| Final Rank                     | 10              |
| Fastest Section Time (Section) | 0:11.20 (1400m) |
| Top Speed [km/h] (Section)     | 65.4 (1400m)    |
| Race State                     | Finished        |



Eagle FarmProfessional  
Race 4: BECOME A BRC MEMBER Class 1 Handicap - 1600m  
07 January 2026 - 15:21  
Track Rating: Good 4, Weather: Fine, Rail Position: +6m Entire



| Section                | Overall                   | 1400m                    | 1200m                    | 1000m                    | 800m                     | 600m                     | 400m                     | 200m                     |  |  |  |  |  |
|------------------------|---------------------------|--------------------------|--------------------------|--------------------------|--------------------------|--------------------------|--------------------------|--------------------------|--|--|--|--|--|
| Section Times          | 1:37.33 [10]<br>(0:14.02) | 1:23.31 [3]<br>(0:11.20) | 1:12.11 [3]<br>(0:11.71) | 1:00.40 [3]<br>(0:12.13) | 0:48.27 [3]<br>(0:11.87) | 0:36.40 [3]<br>(0:11.54) | 0:24.86 [4]<br>(0:11.92) | 0:12.94 [8]<br>(0:12.94) |  |  |  |  |  |
| Average Speed [km/h]   | 51.5                      | 64.3                     | 61.7                     | 59.8                     | 60.7                     | 62.6                     | 60.6                     | 55.4                     |  |  |  |  |  |
| Top Speed [km/h]       | 65.2                      | 65.4                     | 63.2                     | 60.5                     | 62.7                     | 63.4                     | 62.4                     | 58.3                     |  |  |  |  |  |
| Avg. Dist. to Rail [m] | 4.4                       | 1.2                      | 1.8                      | 1.5                      | 0.8                      | 0.9                      | 1.4                      | 1.9                      |  |  |  |  |  |
| Avg. Stride Freq. [Hz] | 2.3                       | 2.3                      | 2.2                      | 2.2                      | 2.2                      | 2.3                      | 2.3                      | 2.2                      |  |  |  |  |  |
| Avg. Stride Length [m] | 6.3                       | 7.7                      | 7.7                      | 7.5                      | 7.5                      | 7.5                      | 7.2                      | 6.9                      |  |  |  |  |  |





|                                |                 |
|--------------------------------|-----------------|
| Horse/Jockey Name              | Herald Angel    |
| Final Rank                     | 11              |
| Fastest Section Time (Section) | 0:11.36 (1400m) |
| Top Speed [km/h] (Section)     | 65.4 (1400m)    |
| Race State                     | Finished        |

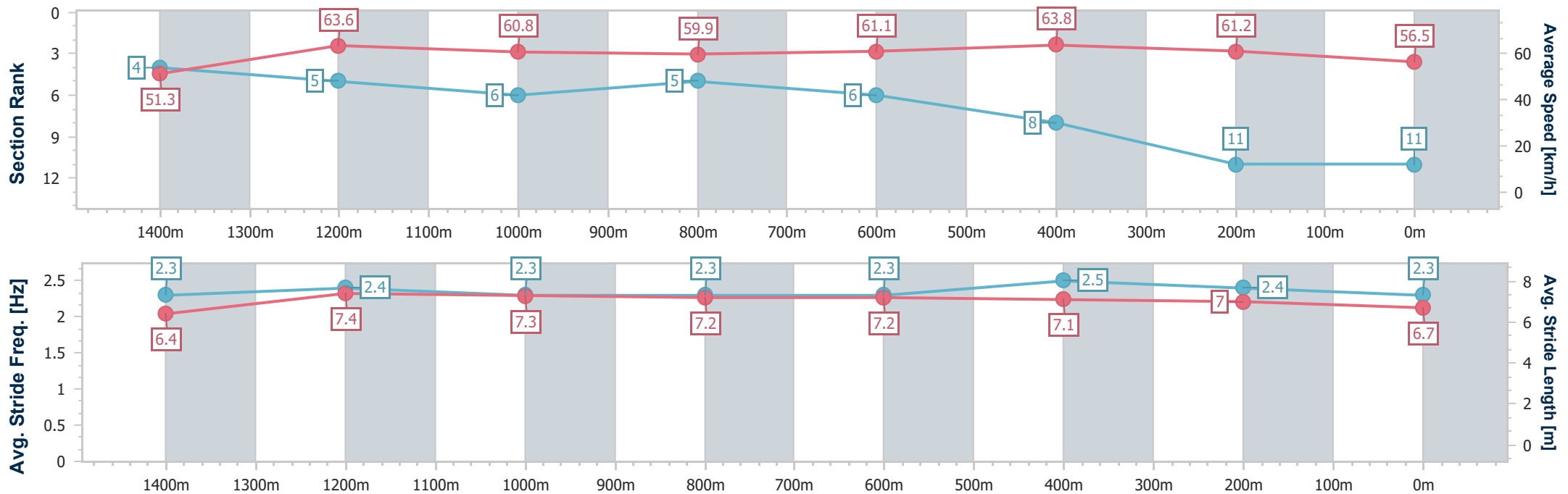


Eagle Farm Professional  
Race 4: BECOME A BRC MEMBER Class 1 Handicap - 1600m  
07 January 2026 - 15:21  
Track Rating: Good 4, Weather: Fine, Rail Position: +6m Entire



BRISBANE  
RACING CLUB

| Section                | Overall                   | 1400m                    | 1200m                    | 1000m                    | 800m                     | 600m                     | 400m                     | 200m                      |  |  |  |  |  |
|------------------------|---------------------------|--------------------------|--------------------------|--------------------------|--------------------------|--------------------------|--------------------------|---------------------------|--|--|--|--|--|
| Section Times          | 1:37.34 [11]<br>(0:14.03) | 1:23.31 [4]<br>(0:11.36) | 1:11.95 [5]<br>(0:11.86) | 1:00.09 [6]<br>(0:12.13) | 0:47.96 [5]<br>(0:11.92) | 0:36.04 [6]<br>(0:11.54) | 0:24.50 [8]<br>(0:11.75) | 0:12.75 [11]<br>(0:12.75) |  |  |  |  |  |
| Average Speed [km/h]   | 51.3                      | 63.6                     | 60.8                     | 59.9                     | 61.1                     | 63.8                     | 61.2                     | 56.5                      |  |  |  |  |  |
| Top Speed [km/h]       | 65.0                      | 65.4                     | 61.5                     | 61.1                     | 63.5                     | 64.1                     | 63.1                     | 58.9                      |  |  |  |  |  |
| Avg. Dist. to Rail [m] | 8.4                       | 1.6                      | 1.5                      | 1.8                      | 3.3                      | 3.9                      | 6.0                      | 5.9                       |  |  |  |  |  |
| Avg. Stride Freq. [Hz] | 2.3                       | 2.4                      | 2.3                      | 2.3                      | 2.3                      | 2.5                      | 2.4                      | 2.3                       |  |  |  |  |  |
| Avg. Stride Length [m] | 6.4                       | 7.4                      | 7.3                      | 7.2                      | 7.2                      | 7.1                      | 7.0                      | 6.7                       |  |  |  |  |  |





|                                |                 |
|--------------------------------|-----------------|
| Horse/Jockey Name              | He's A Saint    |
| Final Rank                     | 12              |
| Fastest Section Time (Section) | 0:11.36 (1400m) |
| Top Speed [km/h] (Section)     | 64.8 (1400m)    |
| Race State                     | Finished        |

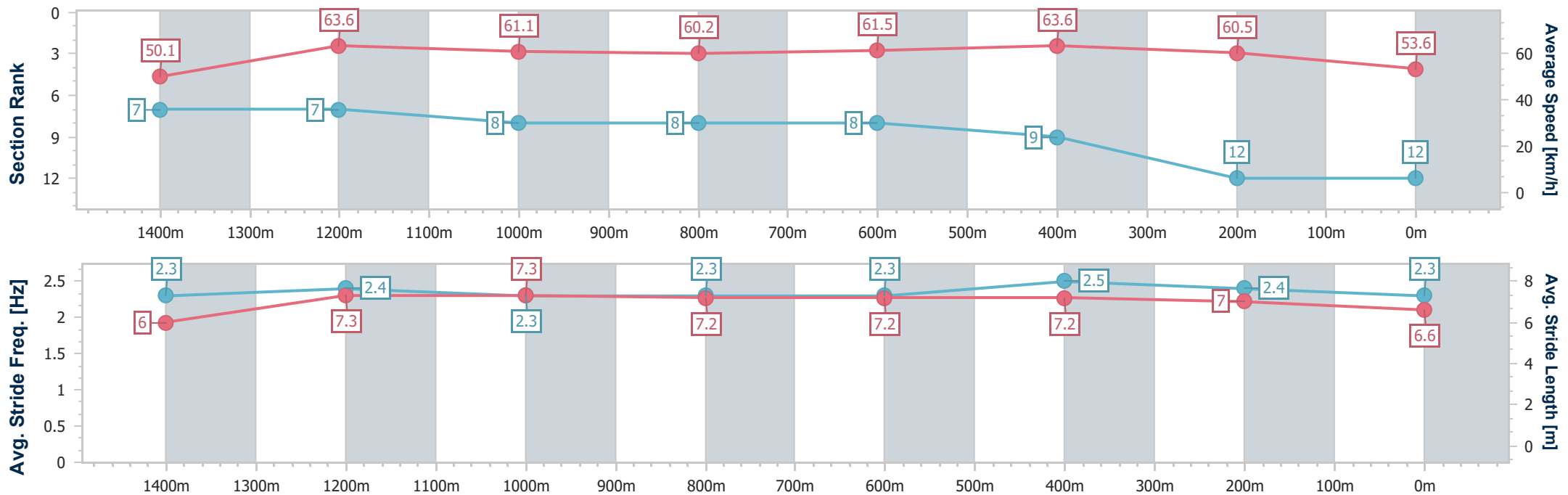


Eagle Farm Professional  
Race 4: BECOME A BRC MEMBER Class 1 Handicap - 1600m  
07 January 2026 - 15:21  
Track Rating: Good 4, Weather: Fine, Rail Position: +6m Entire



BRISBANE  
RACING CLUB

| Section                | Overall                   | 1400m                    | 1200m                    | 1000m                    | 800m                     | 600m                     | 400m                     | 200m                      |  |  |  |  |  |
|------------------------|---------------------------|--------------------------|--------------------------|--------------------------|--------------------------|--------------------------|--------------------------|---------------------------|--|--|--|--|--|
| Section Times          | 1:38.15 [12]<br>(0:14.41) | 1:23.74 [7]<br>(0:11.36) | 1:12.38 [7]<br>(0:11.79) | 1:00.59 [8]<br>(0:12.04) | 0:48.55 [8]<br>(0:11.80) | 0:36.75 [8]<br>(0:11.46) | 0:25.29 [9]<br>(0:11.90) | 0:13.39 [12]<br>(0:13.39) |  |  |  |  |  |
| Average Speed [km/h]   | 50.1                      | 63.6                     | 61.1                     | 60.2                     | 61.5                     | 63.6                     | 60.5                     | 53.6                      |  |  |  |  |  |
| Top Speed [km/h]       | 64.0                      | 64.8                     | 62.4                     | 60.9                     | 62.8                     | 64.1                     | 62.7                     | 57.4                      |  |  |  |  |  |
| Avg. Dist. to Rail [m] | 7.3                       | 3.4                      | 3.0                      | 1.4                      | 1.2                      | 2.5                      | 5.1                      | 4.1                       |  |  |  |  |  |
| Avg. Stride Freq. [Hz] | 2.3                       | 2.4                      | 2.3                      | 2.3                      | 2.3                      | 2.5                      | 2.4                      | 2.3                       |  |  |  |  |  |
| Avg. Stride Length [m] | 6.0                       | 7.3                      | 7.3                      | 7.2                      | 7.2                      | 7.2                      | 7.0                      | 6.6                       |  |  |  |  |  |





# Eagle Farm Professional

## Race 5: GIRLS DAY OUT ON SALE SOON BENCHMARK 70 Handicap - 1600m

07 January 2026 - 15:56



BRISBANE  
RACING CLUB

Track Rating: Good 4, Weather: Fine, Rail Position: +6m Entire

| Section     |     |                      |         |                     |                    | Overall              | 1400m                | 1200m                | 1000m                | 800m                 | 600m                 | 400m                 | Last 600m |    |                           |
|-------------|-----|----------------------|---------|---------------------|--------------------|----------------------|----------------------|----------------------|----------------------|----------------------|----------------------|----------------------|-----------|----|---------------------------|
| Field Times |     |                      |         |                     |                    | 1:36.84<br>(0:13.88) | 1:22.96<br>(0:11.79) | 1:11.17<br>(0:12.05) | 0:59.12<br>(0:12.55) | 0:46.57<br>(0:11.99) | 0:34.58<br>(0:11.47) | 0:23.11<br>(0:11.24) | 0:34.58   |    |                           |
| Rank        | TAB | Horse/Jockey         | Barrier | Top Speed<br>[km/h] | Fastest<br>Section |                      |                      |                      |                      |                      |                      |                      |           |    | Distance<br>Travelled [m] |
| 1           | 13  | SPECIAL ARTIST       | 4       | 66.5                | 0:10.99            | 1:36.84 [1]          | 1:22.60 [6]          | 1:10.57 [7]          | 0:58.38 [7]          | 0:45.82 [7]          | 0:33.94 [6]          | 0:22.67 [5]          | 0:33.94   |    |                           |
|             |     | Martin Harley        |         | 400m                | 400m               | (0:14.24)            | (0:12.03)            | (0:12.19)            | (0:12.56)            | (0:11.88)            | (0:11.27)            | (0:10.99)            |           |    |                           |
| 2           | 11  | VOS SAVANT           | 3       | 67.3                | 0:10.90            | 1:36.86 [2]          | 1:22.69 [4]          | 1:10.82 [5]          | 0:58.46 [5]          | 0:45.87 [6]          | 0:33.95 [7]          | 0:22.52 [7]          | 0:33.95   | -7 |                           |
|             |     | Brandon Lerena       |         | 400m                | 400m               | (0:14.17)            | (0:11.87)            | (0:12.36)            | (0:12.59)            | (0:11.92)            | (0:11.43)            | (0:10.90)            |           |    |                           |
| 3           | 8   | EXPECTANT            | 8       | 65.8                | 0:11.26            | 1:36.87 [3]          | 1:22.43 [7]          | 1:10.61 [6]          | 0:58.45 [6]          | 0:46.08 [4]          | 0:34.26 [3]          | 0:23.00 [2]          | 0:34.26   | +0 |                           |
|             |     | Tahlia Fenlon        |         | 600m                | 600m               | (0:14.44)            | (0:11.82)            | (0:12.16)            | (0:12.37)            | (0:11.82)            | (0:11.26)            | (0:11.26)            |           |    |                           |
| 4           | 12  | SANCTUARY STORM      | 6       | 66.9                | 0:11.01            | 1:36.91 [4]          | 1:22.89 [3]          | 1:11.01 [3]          | 0:58.82 [3]          | 0:46.25 [3]          | 0:34.26 [4]          | 0:22.95 [4]          | 0:34.26   | -5 |                           |
|             |     | Daniel Moor          |         | 600m                | 400m               | (0:14.02)            | (0:11.88)            | (0:12.19)            | (0:12.57)            | (0:11.99)            | (0:11.31)            | (0:11.01)            |           |    |                           |
| 5           | 7   | DIAMOND EPIC         | 7       | 66.8                | 0:10.93            | 1:37.04 [5]          | 1:22.54 [8]          | 1:10.57 [9]          | 0:58.29 [9]          | 0:45.77 [8]          | 0:33.97 [8]          | 0:22.68 [8]          | 0:33.97   | -3 |                           |
|             |     | Kyle Wilson-Taylor   |         | 400m                | 400m               | (0:14.50)            | (0:11.97)            | (0:12.28)            | (0:12.52)            | (0:11.80)            | (0:11.29)            | (0:10.93)            |           |    |                           |
| 6           | 9   | SMART AS SMART       | 1       | 66.6                | 0:11.00            | 1:37.33 [6]          | 1:22.76 [9]          | 1:10.87 [8]          | 0:58.60 [8]          | 0:46.06 [9]          | 0:34.19 [9]          | 0:22.88 [9]          | 0:34.19   | -6 |                           |
|             |     | Damien Thornton      |         | 400m                | 400m               | (0:14.57)            | (0:11.89)            | (0:12.27)            | (0:12.54)            | (0:11.87)            | (0:11.31)            | (0:11.00)            |           |    |                           |
| 7           | 6   | FOUR ACE             | 2       | 67.5                | 0:10.95            | 1:37.43 [7]          | 1:22.67 [11]         | 1:10.90 [10]         | 0:58.46 [10]         | 0:45.95 [10]         | 0:34.02 [11]         | 0:22.84 [11]         | 0:34.02   | -4 |                           |
|             |     | Jasper Franklin      |         | 400m                | 400m               | (0:14.76)            | (0:11.77)            | (0:12.44)            | (0:12.51)            | (0:11.93)            | (0:11.18)            | (0:10.95)            |           |    |                           |
| 8           | 2   | ARIZONA DREAMING     | 5       | 64.8                | 0:11.43            | 1:37.44 [8]          | 1:23.49 [2]          | 1:11.77 [1]          | 0:59.72 [1]          | 0:47.17 [1]          | 0:35.18 [1]          | 0:23.71 [1]          | 0:35.18   | -6 |                           |
|             |     | Dale Smith           |         | 400m                | 400m               | (0:13.95)            | (0:11.72)            | (0:12.05)            | (0:12.55)            | (0:11.99)            | (0:11.47)            | (0:11.43)            |           |    |                           |
| 9           | 3   | AKKADIAN EMPEROR     | 9       | 67.6                | 0:10.94            | 1:37.46 [9]          | 1:22.62 [13]         | 1:10.56 [12]         | 0:58.02 [13]         | 0:45.63 [13]         | 0:33.92 [12]         | 0:22.84 [12]         | 0:33.92   | -3 |                           |
|             |     | Corey Sutherland     |         | 400m                | 400m               | (0:14.84)            | (0:12.06)            | (0:12.54)            | (0:12.39)            | (0:11.71)            | (0:11.08)            | (0:10.94)            |           |    |                           |
| 10          | 10  | BELIEVE SO           | 11      | 66.0                | 0:11.21            | 1:37.70 [10]         | 1:23.49 [5]          | 1:11.67 [4]          | 0:59.43 [4]          | 0:46.90 [5]          | 0:34.82 [5]          | 0:23.44 [6]          | 0:34.82   | -2 |                           |
|             |     | Jag Guthmann-Chester |         | Overall             | 400m               | (0:14.21)            | (0:11.82)            | (0:12.24)            | (0:12.53)            | (0:12.08)            | (0:11.38)            | (0:11.21)            |           |    |                           |

Scratched: Celestial Fury (#4)

Report Created: Wed 7 January 2026 16:15 GMT+1 (Note: Timing is based on position data)

Page 1/17

[ ] Ranking at each section and finish  
 -:-:- No data available at this section  
 NA No data available

SCN Saddle cloth number  
 DNF Did not finish  
 DNT Did not track

data processed by TRIPLESDATA



**Eagle Farm Professional**  
**Race 5: GIRLS DAY OUT ON SALE SOON BENCHMARK 70 Handicap - 1600m**  
**07 January 2026 - 15:56**



Track Rating: Good 4, Weather: Fine, Rail Position: +6m Entire

| Section     |     |                     |         |                     |                    | Overall              | 1400m                | 1200m                | 1000m                | 800m                 | 600m                 | 400m                 | Last 600m |                           |
|-------------|-----|---------------------|---------|---------------------|--------------------|----------------------|----------------------|----------------------|----------------------|----------------------|----------------------|----------------------|-----------|---------------------------|
| Field Times |     |                     |         |                     |                    | 1:36.84<br>(0:13.88) | 1:22.96<br>(0:11.79) | 1:11.17<br>(0:12.05) | 0:59.12<br>(0:12.55) | 0:46.57<br>(0:11.99) | 0:34.58<br>(0:11.47) | 0:23.11<br>(0:11.24) | 0:34.58   |                           |
| Rank        | TAB | Horse/Jockey        | Barrier | Top Speed<br>[km/h] | Fastest<br>Section |                      |                      |                      |                      |                      |                      |                      |           | Distance<br>Travelled [m] |
| 11          | 5   | GUARDED OPTIMIST    | 12      | 66.6                | 0:11.14            | 1:37.92 [11]         | 1:23.22 [10]         | 1:11.23 [11]         | 0:58.91 [11]         | 0:46.42 [11]         | 0:34.60 [10]         | 0:23.40 [10]         | 0:34.60   | -2                        |
|             |     | Dylan Turner        |         | 400m                | 400m               | (0:14.70)            | (0:11.99)            | (0:12.32)            | (0:12.49)            | (0:11.82)            | (0:11.20)            | (0:11.14)            |           |                           |
| 12          | 14  | PAPAL MISS          | 10      | 65.4                | 0:11.24            | 1:37.94 [12]         | 1:23.13 [12]         | 1:11.04 [13]         | 0:58.60 [12]         | 0:46.17 [12]         | 0:34.37 [13]         | 0:23.11 [13]         | 0:34.37   | -4                        |
|             |     | Georgina Cartwright |         | 400m                | 400m               | (0:14.81)            | (0:12.09)            | (0:12.44)            | (0:12.43)            | (0:11.80)            | (0:11.26)            | (0:11.24)            |           |                           |
| 13          | 1   | ALL'S FAIR          | 13      | 65.9                | 0:11.41            | 1:38.14 [13]         | 1:24.26 [1]          | 1:12.34 [2]          | 1:00.17 [2]          | 0:47.62 [2]          | 0:35.65 [2]          | 0:24.19 [3]          | 0:35.65   | -2                        |
|             |     | Jai Williams        |         | 400m                | 400m               | (0:13.88)            | (0:11.92)            | (0:12.17)            | (0:12.55)            | (0:11.97)            | (0:11.46)            | (0:11.41)            |           |                           |

Scratched: Celestial Fury (#4)



**Eagle Farm Professional**  
**Race 5: GIRLS DAY OUT ON SALE SOON BENCHMARK 70 Handicap - 1600m**  
**07 January 2026 - 15:56**



Track Rating: Good 4, Weather: Fine, Rail Position: +6m Entire

| Section     |     | 200m                 |         |                     |                    |              | Last 600m |                           |    |
|-------------|-----|----------------------|---------|---------------------|--------------------|--------------|-----------|---------------------------|----|
| Field Times |     | 0:11.87<br>(0:11.87) |         |                     |                    |              | 0:34.58   |                           |    |
| Rank        | TAB | Horse/Jockey         | Barrier | Top Speed<br>[km/h] | Fastest<br>Section | Margin       |           | Distance<br>Travelled [m] |    |
| 1           | 13  | SPECIAL ARTIST       | 4       | 66.5                | 0:10.99            | 0:11.68 [3]  | 1:36.84   | 0:33.94                   |    |
|             |     | Martin Harley        |         | 400m                | 400m               | (0:11.68)    |           |                           |    |
| 2           | 11  | VOS SAVANT           | 3       | 67.3                | 0:10.90            | 0:11.62 [5]  | 0.13L     | 0:33.95                   | -7 |
|             |     | Brandon Lerena       |         | 400m                | 400m               | (0:11.62)    |           |                           |    |
| 3           | 8   | EXPECTANT            | 8       | 65.8                | 0:11.26            | 0:11.74 [2]  | 0.18L     | 0:34.26                   | +0 |
|             |     | Tahlia Fenlon        |         | 600m                | 600m               | (0:11.74)    |           |                           |    |
| 4           | 12  | SANCTUARY STORM      | 6       | 66.9                | 0:11.01            | 0:11.94 [1]  | 0.39L     | 0:34.26                   | -5 |
|             |     | Daniel Moor          |         | 600m                | 400m               | (0:11.94)    |           |                           |    |
| 5           | 7   | DIAMOND EPIC         | 7       | 66.8                | 0:10.93            | 0:11.75 [6]  | 1.14L     | 0:33.97                   | -3 |
|             |     | Kyle Wilson-Taylor   |         | 400m                | 400m               | (0:11.75)    |           |                           |    |
| 6           | 9   | SMART AS SMART       | 1       | 66.6                | 0:11.00            | 0:11.88 [8]  | 2.86L     | 0:34.19                   | -6 |
|             |     | Damien Thornton      |         | 400m                | 400m               | (0:11.88)    |           |                           |    |
| 7           | 6   | FOUR ACE             | 2       | 67.5                | 0:10.95            | 0:11.89 [10] | 3.45L     | 0:34.02                   | -4 |
|             |     | Jasper Franklin      |         | 400m                | 400m               | (0:11.89)    |           |                           |    |
| 8           | 2   | ARIZONA DREAMING     | 5       | 64.8                | 0:11.43            | 0:12.28 [4]  | 3.53L     | 0:35.18                   | -6 |
|             |     | Dale Smith           |         | 400m                | 400m               | (0:12.28)    |           |                           |    |
| 9           | 3   | AKKADIAN EMPEROR     | 9       | 67.6                | 0:10.94            | 0:11.90 [11] | 3.65L     | 0:33.92                   | -3 |
|             |     | Corey Sutherland     |         | 400m                | 400m               | (0:11.90)    |           |                           |    |
| 10          | 10  | BELIEVE SO           | 11      | 66.0                | 0:11.21            | 0:12.23 [9]  | 5.06L     | 0:34.82                   | -2 |
|             |     | Jag Guthmann-Chester |         | Overall             | 400m               | (0:12.23)    |           |                           |    |

Scratched: Celestial Fury (#4)

Report Created: Wed 7 January 2026 16:15 GMT+1 (Note: Timing is based on position data)

Page 3/17

[ ] Ranking at each section and finish  
-:-:- No data available at this section  
NA No data available

SCN Saddle cloth number  
DNF Did not finish  
DNT Did not track

data processed by  TRIPLESDATA



**Eagle Farm Professional**  
**Race 5: GIRLS DAY OUT ON SALE SOON BENCHMARK 70 Handicap - 1600m**  
**07 January 2026 - 15:56**



Track Rating: Good 4, Weather: Fine, Rail Position: +6m Entire

| Section     |     | 200m                 |         |                     |                    |              |       | Last 600m |                           |    |
|-------------|-----|----------------------|---------|---------------------|--------------------|--------------|-------|-----------|---------------------------|----|
| Field Times |     | 0:11.87<br>(0:11.87) |         |                     |                    |              |       | 0:34.58   |                           |    |
| Rank        | TAB | Horse/Jockey         | Barrier | Top Speed<br>[km/h] | Fastest<br>Section | Margin       |       |           | Distance<br>Travelled [m] |    |
| 11          | 5   | GUARDED OPTIMIST     | 12      | 66.6                | 0:11.14            | 0:12.26 [12] | 6.34L |           | 0:34.60                   | -2 |
|             |     | Dylan Turner         |         | 400m                | 400m               | (0:12.26)    |       |           |                           |    |
| 12          | 14  | PAPAL MISS           | 10      | 65.4                | 0:11.24            | 0:11.87 [13] | 6.46L |           | 0:34.37                   | -4 |
|             |     | Georgina Cartwright  |         | 400m                | 400m               | (0:11.87)    |       |           |                           |    |
| 13          | 1   | ALL'S FAIR           | 13      | 65.9                | 0:11.41            | 0:12.78 [7]  | 7.64L |           | 0:35.65                   | -2 |
|             |     | Jai Williams         |         | 400m                | 400m               | (0:12.78)    |       |           |                           |    |

Scratched: Celestial Fury (#4)



|                                |                |
|--------------------------------|----------------|
| Horse/Jockey Name              | Special Artist |
| Final Rank                     | 1              |
| Fastest Section Time (Section) | 0:10.99 (400m) |
| Top Speed [km/h] (Section)     | 66.5 (400m)    |
| Race State                     | Finished       |

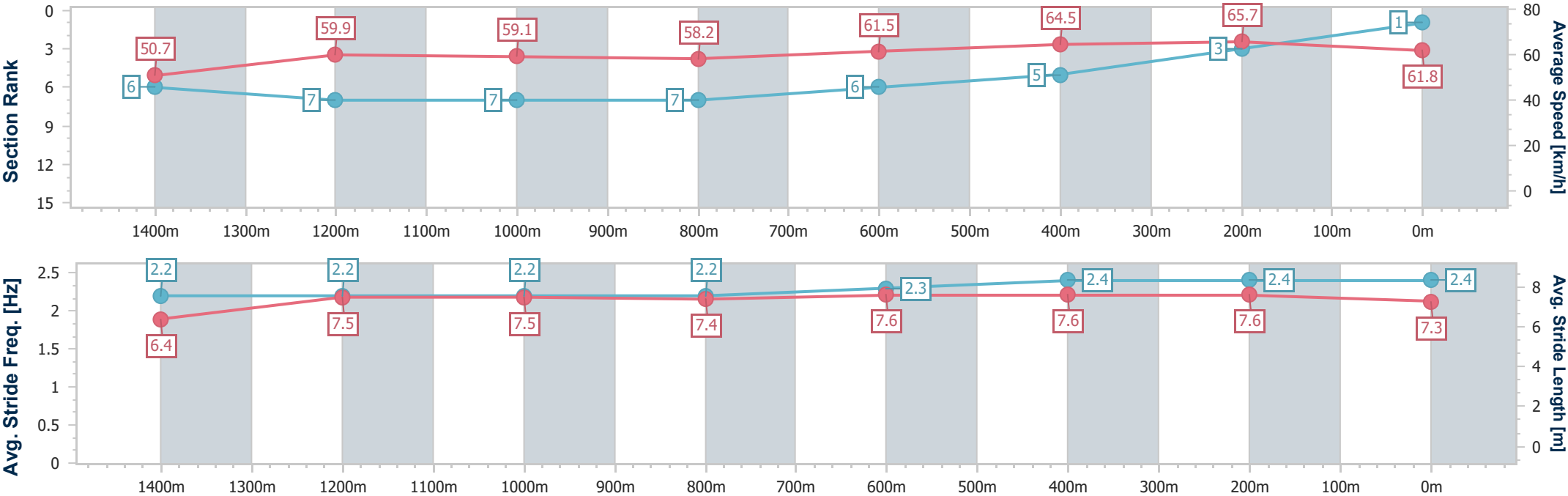


Eagle Farm Professional  
Race 5: GIRLS DAY OUT ON SALE SOON BENCHMARK 70  
Handicap - 1600m  
07 January 2026 - 15:56  
Track Rating: Good 4, Weather: Fine, Rail Position: +6m Entire



BRISBANE  
RACING CLUB

| Section                | Overall                  | 1400m                    | 1200m                    | 1000m                    | 800m                     | 600m                     | 400m                     | 200m                     |  |  |  |  |  |
|------------------------|--------------------------|--------------------------|--------------------------|--------------------------|--------------------------|--------------------------|--------------------------|--------------------------|--|--|--|--|--|
| Section Times          | 1:36.84 [1]<br>(0:14.24) | 1:22.60 [6]<br>(0:12.03) | 1:10.57 [7]<br>(0:12.19) | 0:58.38 [7]<br>(0:12.56) | 0:45.82 [7]<br>(0:11.88) | 0:33.94 [6]<br>(0:11.27) | 0:22.67 [5]<br>(0:10.99) | 0:11.68 [3]<br>(0:11.68) |  |  |  |  |  |
| Average Speed [km/h]   | 50.7                     | 59.9                     | 59.1                     | 58.2                     | 61.5                     | 64.5                     | 65.7                     | 61.8                     |  |  |  |  |  |
| Top Speed [km/h]       | 61.7                     | 61.3                     | 60.5                     | 58.9                     | 63.9                     | 66.1                     | 66.5                     | 64.7                     |  |  |  |  |  |
| Avg. Dist. to Rail [m] | 5.7                      | 2.4                      | 2.3                      | 2.8                      | 3.0                      | 2.7                      | 6.2                      | 6.5                      |  |  |  |  |  |
| Avg. Stride Freq. [Hz] | 2.2                      | 2.2                      | 2.2                      | 2.2                      | 2.3                      | 2.4                      | 2.4                      | 2.4                      |  |  |  |  |  |
| Avg. Stride Length [m] | 6.4                      | 7.5                      | 7.5                      | 7.4                      | 7.6                      | 7.6                      | 7.6                      | 7.3                      |  |  |  |  |  |







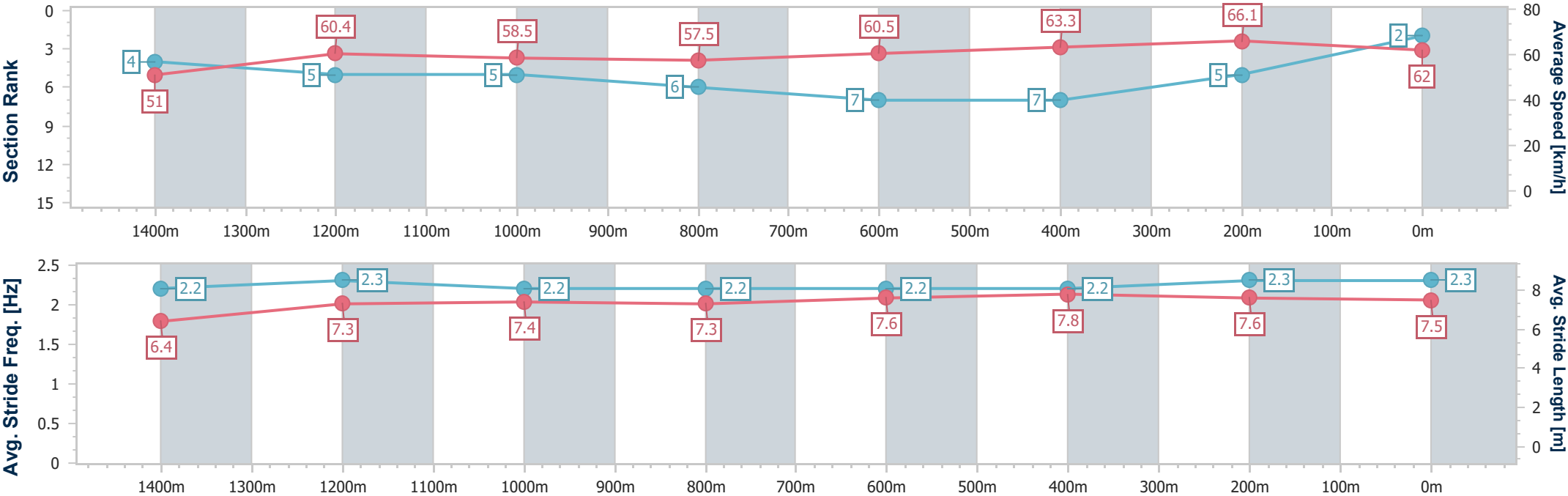
|                                |                |
|--------------------------------|----------------|
| Horse/Jockey Name              | Vos Savant     |
| Final Rank                     | 2              |
| Fastest Section Time (Section) | 0:10.90 (400m) |
| Top Speed [km/h] (Section)     | 67.3 (400m)    |
| Race State                     | Finished       |



Eagle Farm Professional  
Race 5: GIRLS DAY OUT ON SALE SOON BENCHMARK 70  
Handicap - 1600m  
07 January 2026 - 15:56  
Track Rating: Good 4, Weather: Fine, Rail Position: +6m Entire



| Section                | Overall                  | 1400m                    | 1200m                    | 1000m                    | 800m                     | 600m                     | 400m                     | 200m                     |  |  |  |  |  |
|------------------------|--------------------------|--------------------------|--------------------------|--------------------------|--------------------------|--------------------------|--------------------------|--------------------------|--|--|--|--|--|
| Section Times          | 1:36.86 [2]<br>(0:14.17) | 1:22.69 [4]<br>(0:11.87) | 1:10.82 [5]<br>(0:12.36) | 0:58.46 [5]<br>(0:12.59) | 0:45.87 [6]<br>(0:11.92) | 0:33.95 [7]<br>(0:11.43) | 0:22.52 [7]<br>(0:10.90) | 0:11.62 [5]<br>(0:11.62) |  |  |  |  |  |
| Average Speed [km/h]   | 51.0                     | 60.4                     | 58.5                     | 57.5                     | 60.5                     | 63.3                     | 66.1                     | 62.0                     |  |  |  |  |  |
| Top Speed [km/h]       | 63.1                     | 63.0                     | 58.8                     | 58.7                     | 62.9                     | 66.3                     | 67.3                     | 65.1                     |  |  |  |  |  |
| Avg. Dist. to Rail [m] | 4.0                      | 0.3                      | 0.6                      | 1.2                      | 1.3                      | 0.8                      | 2.6                      | 4.2                      |  |  |  |  |  |
| Avg. Stride Freq. [Hz] | 2.2                      | 2.3                      | 2.2                      | 2.2                      | 2.2                      | 2.2                      | 2.3                      | 2.3                      |  |  |  |  |  |
| Avg. Stride Length [m] | 6.4                      | 7.3                      | 7.4                      | 7.3                      | 7.6                      | 7.8                      | 7.6                      | 7.5                      |  |  |  |  |  |



[ ] Ranking at each section and finish  
- - - - No data available at this section  
NA No data available



|                                |                |
|--------------------------------|----------------|
| Horse/Jockey Name              | Expectant      |
| Final Rank                     | 3              |
| Fastest Section Time (Section) | 0:11.26 (600m) |
| Top Speed [km/h] (Section)     | 65.8 (600m)    |
| Race State                     | Finished       |

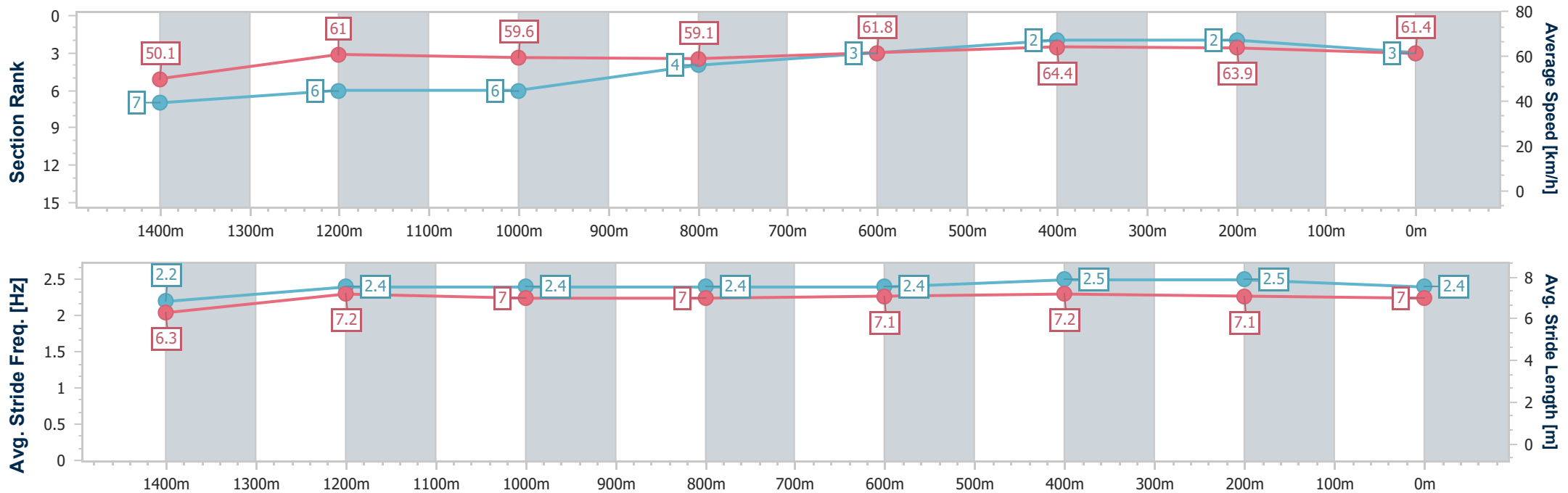


Eagle Farm Professional  
Race 5: GIRLS DAY OUT ON SALE SOON BENCHMARK 70  
Handicap - 1600m  
07 January 2026 - 15:56  
Track Rating: Good 4, Weather: Fine, Rail Position: +6m Entire



BRISBANE  
RACING CLUB

| Section                | Overall                  | 1400m                    | 1200m                    | 1000m                    | 800m                     | 600m                     | 400m                     | 200m                     |  |  |  |  |  |
|------------------------|--------------------------|--------------------------|--------------------------|--------------------------|--------------------------|--------------------------|--------------------------|--------------------------|--|--|--|--|--|
| Section Times          | 1:36.87 [3]<br>(0:14.44) | 1:22.43 [7]<br>(0:11.82) | 1:10.61 [6]<br>(0:12.16) | 0:58.45 [6]<br>(0:12.37) | 0:46.08 [4]<br>(0:11.82) | 0:34.26 [3]<br>(0:11.26) | 0:23.00 [2]<br>(0:11.26) | 0:11.74 [2]<br>(0:11.74) |  |  |  |  |  |
| Average Speed [km/h]   | 50.1                     | 61.0                     | 59.6                     | 59.1                     | 61.8                     | 64.4                     | 63.9                     | 61.4                     |  |  |  |  |  |
| Top Speed [km/h]       | 62.3                     | 62.5                     | 60.8                     | 60.0                     | 63.3                     | 65.8                     | 64.8                     | 63.8                     |  |  |  |  |  |
| Avg. Dist. to Rail [m] | 8.5                      | 3.9                      | 3.7                      | 3.4                      | 2.7                      | 1.8                      | 4.8                      | 4.8                      |  |  |  |  |  |
| Avg. Stride Freq. [Hz] | 2.2                      | 2.4                      | 2.4                      | 2.4                      | 2.4                      | 2.5                      | 2.5                      | 2.4                      |  |  |  |  |  |
| Avg. Stride Length [m] | 6.3                      | 7.2                      | 7.0                      | 7.0                      | 7.1                      | 7.2                      | 7.1                      | 7.0                      |  |  |  |  |  |





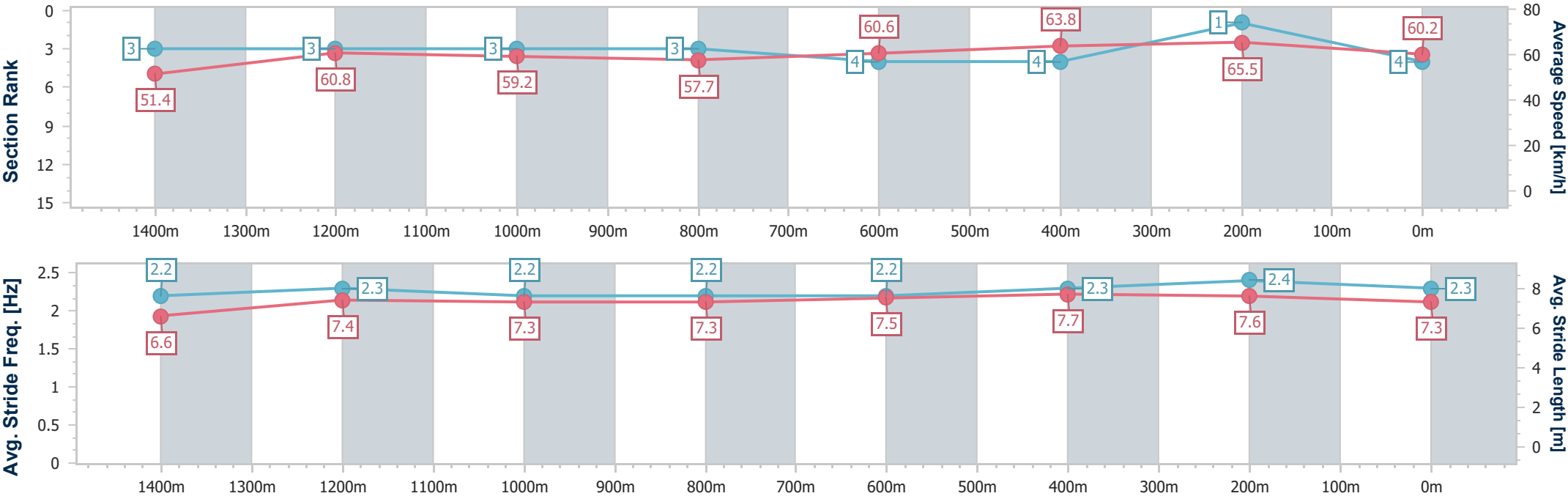
|                                |                 |
|--------------------------------|-----------------|
| Horse/Jockey Name              | Sanctuary Storm |
| Final Rank                     | 4               |
| Fastest Section Time (Section) | 0:11.01 (400m)  |
| Top Speed [km/h] (Section)     | 66.9 (600m)     |
| Race State                     | Finished        |



Eagle Farm Professional  
Race 5: GIRLS DAY OUT ON SALE SOON BENCHMARK 70  
Handicap - 1600m  
07 January 2026 - 15:56  
Track Rating: Good 4, Weather: Fine, Rail Position: +6m Entire



| Section                | Overall                  | 1400m                    | 1200m                    | 1000m                    | 800m                     | 600m                     | 400m                     | 200m                     |  |  |  |  |  |
|------------------------|--------------------------|--------------------------|--------------------------|--------------------------|--------------------------|--------------------------|--------------------------|--------------------------|--|--|--|--|--|
| Section Times          | 1:36.91 [4]<br>(0:14.02) | 1:22.89 [3]<br>(0:11.88) | 1:11.01 [3]<br>(0:12.19) | 0:58.82 [3]<br>(0:12.57) | 0:46.25 [3]<br>(0:11.99) | 0:34.26 [4]<br>(0:11.31) | 0:22.95 [4]<br>(0:11.01) | 0:11.94 [1]<br>(0:11.94) |  |  |  |  |  |
| Average Speed [km/h]   | 51.4                     | 60.8                     | 59.2                     | 57.7                     | 60.6                     | 63.8                     | 65.5                     | 60.2                     |  |  |  |  |  |
| Top Speed [km/h]       | 62.8                     | 62.4                     | 60.4                     | 58.6                     | 61.8                     | 66.9                     | 66.7                     | 62.5                     |  |  |  |  |  |
| Avg. Dist. to Rail [m] | 6.6                      | 1.9                      | 1.3                      | 1.7                      | 1.8                      | 0.8                      | 1.1                      | 1.9                      |  |  |  |  |  |
| Avg. Stride Freq. [Hz] | 2.2                      | 2.3                      | 2.2                      | 2.2                      | 2.2                      | 2.3                      | 2.4                      | 2.3                      |  |  |  |  |  |
| Avg. Stride Length [m] | 6.6                      | 7.4                      | 7.3                      | 7.3                      | 7.5                      | 7.7                      | 7.6                      | 7.3                      |  |  |  |  |  |





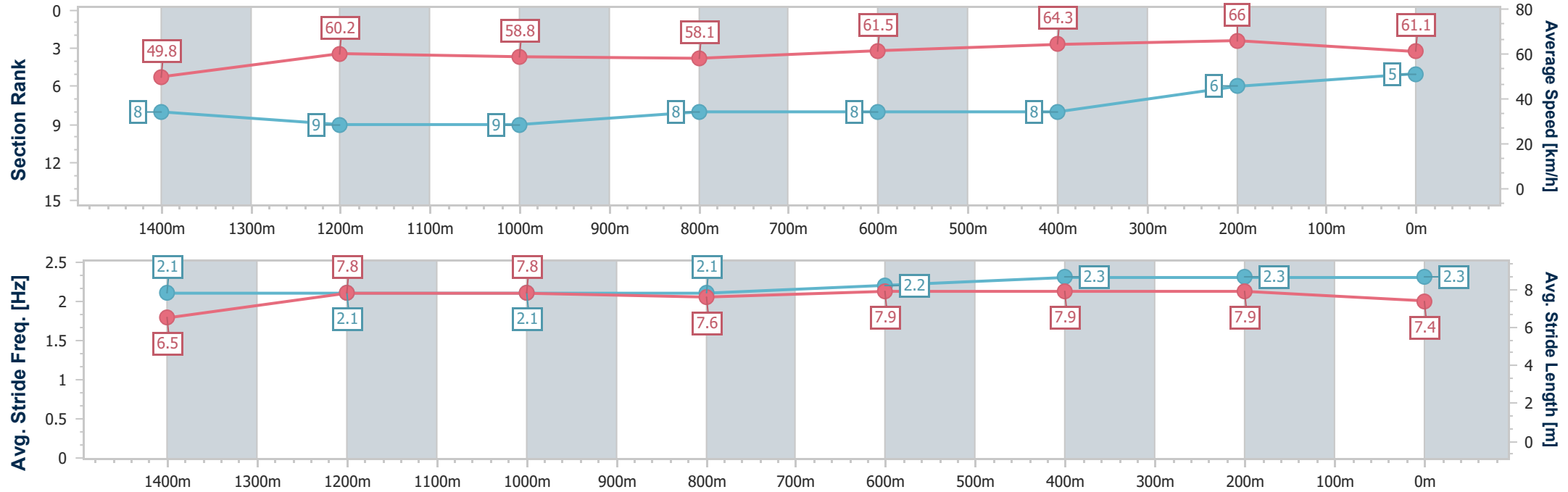
|                                |                |
|--------------------------------|----------------|
| Horse/Jockey Name              | Diamond Epic   |
| Final Rank                     | 5              |
| Fastest Section Time (Section) | 0:10.93 (400m) |
| Top Speed [km/h] (Section)     | 66.8 (400m)    |
| Race State                     | Finished       |



Eagle Farm Professional  
Race 5: GIRLS DAY OUT ON SALE SOON BENCHMARK 70  
Handicap - 1600m  
07 January 2026 - 15:56  
Track Rating: Good 4, Weather: Fine, Rail Position: +6m Entire



| Section                | Overall                  | 1400m                    | 1200m                    | 1000m                    | 800m                     | 600m                     | 400m                     | 200m                     |  |  |  |  |  |
|------------------------|--------------------------|--------------------------|--------------------------|--------------------------|--------------------------|--------------------------|--------------------------|--------------------------|--|--|--|--|--|
| Section Times          | 1:37.04 [5]<br>(0:14.50) | 1:22.54 [8]<br>(0:11.97) | 1:10.57 [9]<br>(0:12.28) | 0:58.29 [9]<br>(0:12.52) | 0:45.77 [8]<br>(0:11.80) | 0:33.97 [8]<br>(0:11.29) | 0:22.68 [8]<br>(0:10.93) | 0:11.75 [6]<br>(0:11.75) |  |  |  |  |  |
| Average Speed [km/h]   | 49.8                     | 60.2                     | 58.8                     | 58.1                     | 61.5                     | 64.3                     | 66.0                     | 61.1                     |  |  |  |  |  |
| Top Speed [km/h]       | 61.3                     | 61.5                     | 59.8                     | 58.7                     | 63.4                     | 66.0                     | 66.8                     | 64.7                     |  |  |  |  |  |
| Avg. Dist. to Rail [m] | 6.7                      | 2.8                      | 2.8                      | 2.5                      | 1.7                      | 1.8                      | 6.9                      | 8.7                      |  |  |  |  |  |
| Avg. Stride Freq. [Hz] | 2.1                      | 2.1                      | 2.1                      | 2.1                      | 2.2                      | 2.3                      | 2.3                      | 2.3                      |  |  |  |  |  |
| Avg. Stride Length [m] | 6.5                      | 7.8                      | 7.8                      | 7.6                      | 7.9                      | 7.9                      | 7.9                      | 7.4                      |  |  |  |  |  |





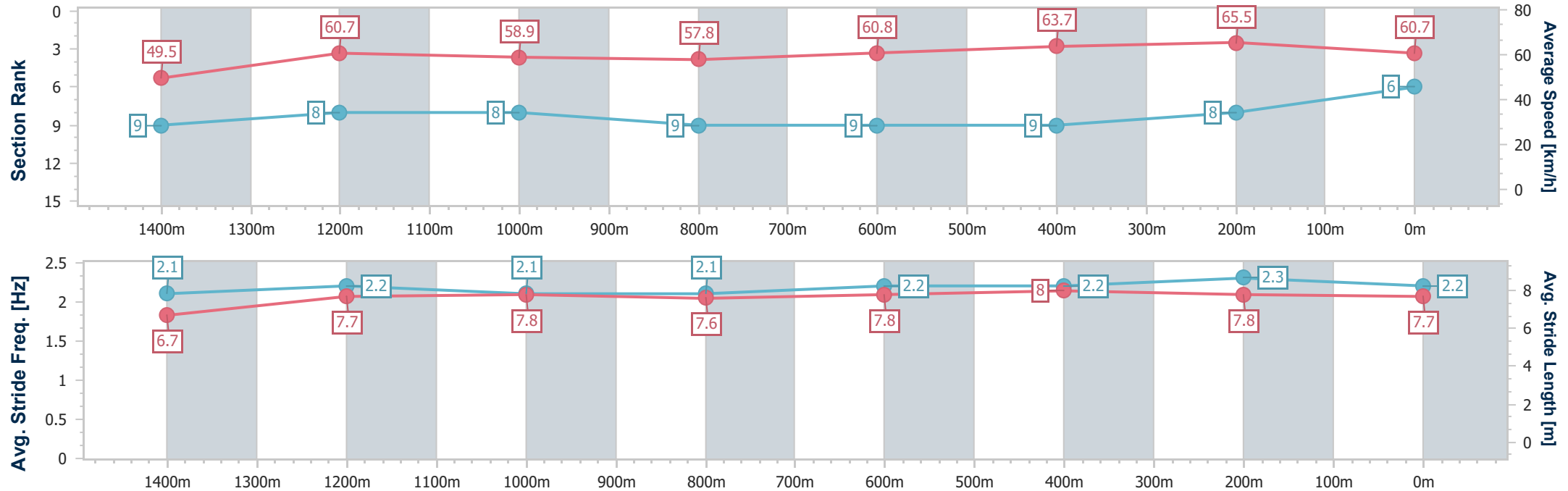
|                                |                |
|--------------------------------|----------------|
| Horse/Jockey Name              | Smart As Smart |
| Final Rank                     | 6              |
| Fastest Section Time (Section) | 0:11.00 (400m) |
| Top Speed [km/h] (Section)     | 66.6 (400m)    |
| Race State                     | Finished       |



Eagle Farm Professional  
Race 5: GIRLS DAY OUT ON SALE SOON BENCHMARK 70  
Handicap - 1600m  
07 January 2026 - 15:56  
Track Rating: Good 4, Weather: Fine, Rail Position: +6m Entire



| Section                | Overall                  | 1400m                    | 1200m                    | 1000m                    | 800m                     | 600m                     | 400m                     | 200m                     |  |  |  |  |  |
|------------------------|--------------------------|--------------------------|--------------------------|--------------------------|--------------------------|--------------------------|--------------------------|--------------------------|--|--|--|--|--|
| Section Times          | 1:37.33 [6]<br>(0:14.57) | 1:22.76 [9]<br>(0:11.89) | 1:10.87 [8]<br>(0:12.27) | 0:58.60 [8]<br>(0:12.54) | 0:46.06 [9]<br>(0:11.87) | 0:34.19 [9]<br>(0:11.31) | 0:22.88 [9]<br>(0:11.00) | 0:11.88 [8]<br>(0:11.88) |  |  |  |  |  |
| Average Speed [km/h]   | 49.5                     | 60.7                     | 58.9                     | 57.8                     | 60.8                     | 63.7                     | 65.5                     | 60.7                     |  |  |  |  |  |
| Top Speed [km/h]       | 61.6                     | 62.5                     | 59.8                     | 58.3                     | 63.2                     | 65.5                     | 66.6                     | 63.9                     |  |  |  |  |  |
| Avg. Dist. to Rail [m] | 3.5                      | 1.4                      | 1.3                      | 1.6                      | 0.9                      | 0.5                      | 1.6                      | 0.4                      |  |  |  |  |  |
| Avg. Stride Freq. [Hz] | 2.1                      | 2.2                      | 2.1                      | 2.1                      | 2.2                      | 2.2                      | 2.3                      | 2.2                      |  |  |  |  |  |
| Avg. Stride Length [m] | 6.7                      | 7.7                      | 7.8                      | 7.6                      | 7.8                      | 8.0                      | 7.8                      | 7.7                      |  |  |  |  |  |





|                                |                |
|--------------------------------|----------------|
| Horse/Jockey Name              | Four Ace       |
| Final Rank                     | 7              |
| Fastest Section Time (Section) | 0:10.95 (400m) |
| Top Speed [km/h] (Section)     | 67.5 (400m)    |
| Race State                     | Finished       |

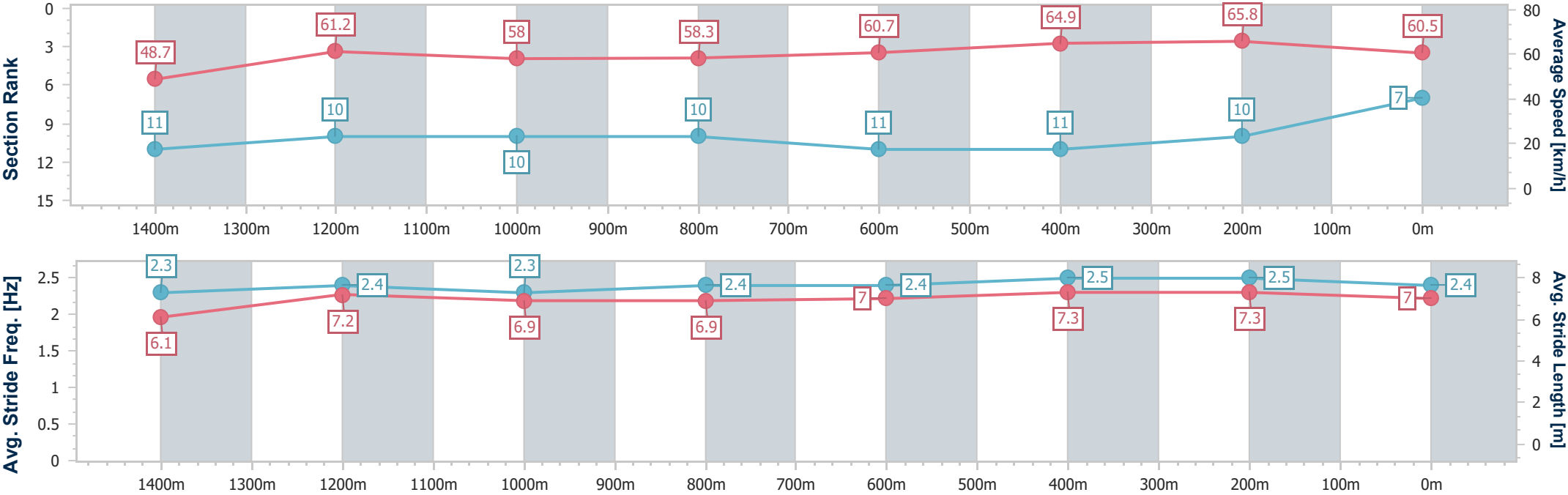


Eagle Farm Professional  
Race 5: GIRLS DAY OUT ON SALE SOON BENCHMARK 70  
Handicap - 1600m  
07 January 2026 - 15:56  
Track Rating: Good 4, Weather: Fine, Rail Position: +6m Entire



BRISBANE  
RACING CLUB

| Section                | Overall                  | 1400m                     | 1200m                     | 1000m                     | 800m                      | 600m                      | 400m                      | 200m                      |  |  |  |  |  |
|------------------------|--------------------------|---------------------------|---------------------------|---------------------------|---------------------------|---------------------------|---------------------------|---------------------------|--|--|--|--|--|
| Section Times          | 1:37.43 [7]<br>(0:14.76) | 1:22.67 [11]<br>(0:11.77) | 1:10.90 [10]<br>(0:12.44) | 0:58.46 [10]<br>(0:12.51) | 0:45.95 [10]<br>(0:11.93) | 0:34.02 [11]<br>(0:11.18) | 0:22.84 [11]<br>(0:10.95) | 0:11.89 [10]<br>(0:11.89) |  |  |  |  |  |
| Average Speed [km/h]   | 48.7                     | 61.2                      | 58.0                      | 58.3                      | 60.7                      | 64.9                      | 65.8                      | 60.5                      |  |  |  |  |  |
| Top Speed [km/h]       | 61.0                     | 61.8                      | 59.4                      | 59.5                      | 62.9                      | 66.4                      | 67.5                      | 64.4                      |  |  |  |  |  |
| Avg. Dist. to Rail [m] | 3.9                      | 0.8                       | 1.2                       | 1.9                       | 2.0                       | 1.7                       | 5.6                       | 7.0                       |  |  |  |  |  |
| Avg. Stride Freq. [Hz] | 2.3                      | 2.4                       | 2.3                       | 2.4                       | 2.4                       | 2.5                       | 2.5                       | 2.4                       |  |  |  |  |  |
| Avg. Stride Length [m] | 6.1                      | 7.2                       | 6.9                       | 6.9                       | 7.0                       | 7.3                       | 7.3                       | 7.0                       |  |  |  |  |  |





|                                |                  |
|--------------------------------|------------------|
| Horse/Jockey Name              | Arizona Dreaming |
| Final Rank                     | 8                |
| Fastest Section Time (Section) | 0:11.43 (400m)   |
| Top Speed [km/h] (Section)     | 64.8 (400m)      |
| Race State                     | Finished         |

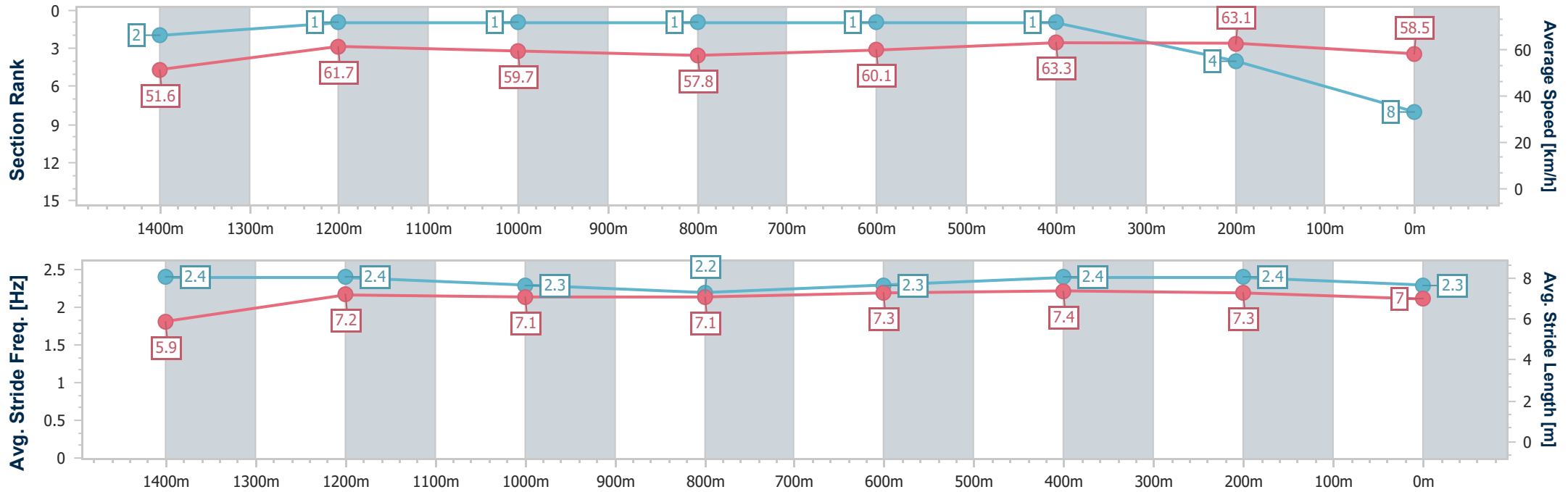


Eagle Farm Professional  
Race 5: GIRLS DAY OUT ON SALE SOON BENCHMARK 70  
Handicap - 1600m  
07 January 2026 - 15:56  
Track Rating: Good 4, Weather: Fine, Rail Position: +6m Entire



BRISBANE  
RACING CLUB

| Section                | Overall                  | 1400m                    | 1200m                    | 1000m                    | 800m                     | 600m                     | 400m                     | 200m                     |  |  |  |  |  |  |
|------------------------|--------------------------|--------------------------|--------------------------|--------------------------|--------------------------|--------------------------|--------------------------|--------------------------|--|--|--|--|--|--|
| Section Times          | 1:37.44 [8]<br>(0:13.95) | 1:23.49 [2]<br>(0:11.72) | 1:11.77 [1]<br>(0:12.05) | 0:59.72 [1]<br>(0:12.55) | 0:47.17 [1]<br>(0:11.99) | 0:35.18 [1]<br>(0:11.47) | 0:23.71 [1]<br>(0:11.43) | 0:12.28 [4]<br>(0:12.28) |  |  |  |  |  |  |
| Average Speed [km/h]   | 51.6                     | 61.7                     | 59.7                     | 57.8                     | 60.1                     | 63.3                     | 63.1                     | 58.5                     |  |  |  |  |  |  |
| Top Speed [km/h]       | 64.3                     | 62.4                     | 60.6                     | 59.1                     | 62.7                     | 64.8                     | 64.8                     | 61.2                     |  |  |  |  |  |  |
| Avg. Dist. to Rail [m] | 5.8                      | 1.5                      | 1.1                      | 1.2                      | 0.6                      | 1.9                      | 4.4                      | 4.3                      |  |  |  |  |  |  |
| Avg. Stride Freq. [Hz] | 2.4                      | 2.4                      | 2.3                      | 2.2                      | 2.3                      | 2.4                      | 2.4                      | 2.3                      |  |  |  |  |  |  |
| Avg. Stride Length [m] | 5.9                      | 7.2                      | 7.1                      | 7.1                      | 7.3                      | 7.4                      | 7.3                      | 7.0                      |  |  |  |  |  |  |





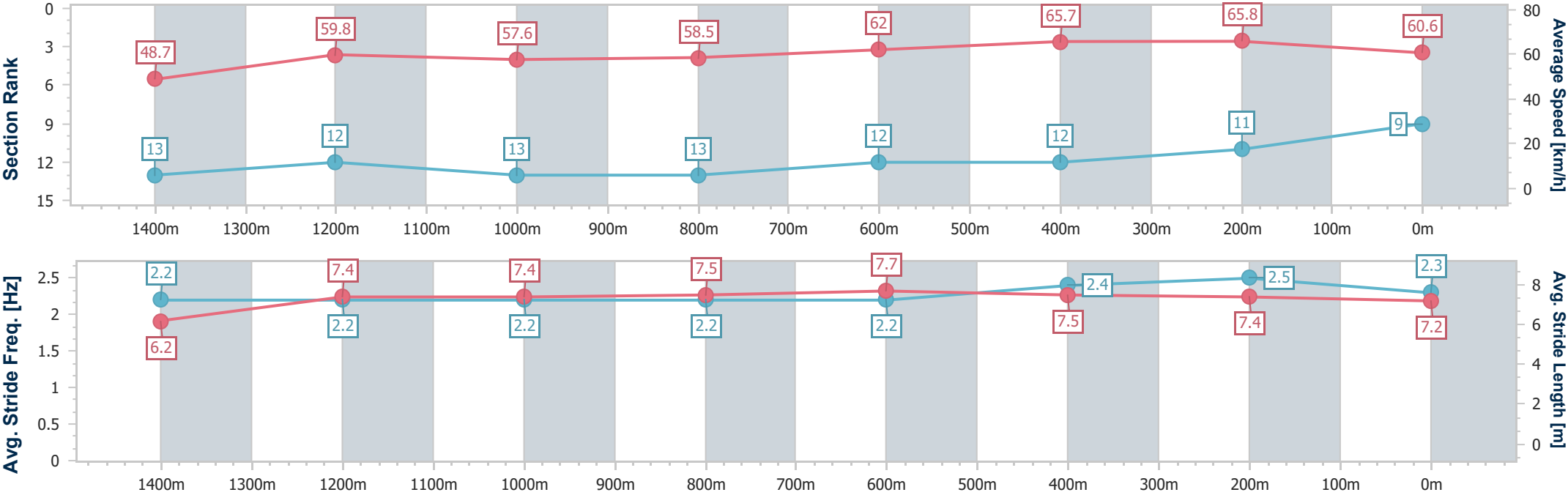
|                                |                  |
|--------------------------------|------------------|
| Horse/Jockey Name              | Akkadian Emperor |
| Final Rank                     | 9                |
| Fastest Section Time (Section) | 0:10.94 (400m)   |
| Top Speed [km/h] (Section)     | 67.6 (400m)      |
| Race State                     | Finished         |



Eagle Farm Professional  
Race 5: GIRLS DAY OUT ON SALE SOON BENCHMARK 70  
Handicap - 1600m  
07 January 2026 - 15:56  
Track Rating: Good 4, Weather: Fine, Rail Position: +6m Entire



| Section                | Overall                  | 1400m                     | 1200m                     | 1000m                     | 800m                      | 600m                      | 400m                      | 200m                      |  |  |  |  |  |
|------------------------|--------------------------|---------------------------|---------------------------|---------------------------|---------------------------|---------------------------|---------------------------|---------------------------|--|--|--|--|--|
| Section Times          | 1:37.46 [9]<br>(0:14.84) | 1:22.62 [13]<br>(0:12.06) | 1:10.56 [12]<br>(0:12.54) | 0:58.02 [13]<br>(0:12.39) | 0:45.63 [13]<br>(0:11.71) | 0:33.92 [12]<br>(0:11.08) | 0:22.84 [12]<br>(0:10.94) | 0:11.90 [11]<br>(0:11.90) |  |  |  |  |  |
| Average Speed [km/h]   | 48.7                     | 59.8                      | 57.6                      | 58.5                      | 62.0                      | 65.7                      | 65.8                      | 60.6                      |  |  |  |  |  |
| Top Speed [km/h]       | 60.9                     | 61.0                      | 59.7                      | 59.3                      | 64.5                      | 67.2                      | 67.6                      | 63.3                      |  |  |  |  |  |
| Avg. Dist. to Rail [m] | 7.6                      | 3.9                       | 3.5                       | 1.6                       | 0.9                       | 3.2                       | 8.2                       | 8.1                       |  |  |  |  |  |
| Avg. Stride Freq. [Hz] | 2.2                      | 2.2                       | 2.2                       | 2.2                       | 2.2                       | 2.4                       | 2.5                       | 2.3                       |  |  |  |  |  |
| Avg. Stride Length [m] | 6.2                      | 7.4                       | 7.4                       | 7.5                       | 7.7                       | 7.5                       | 7.4                       | 7.2                       |  |  |  |  |  |







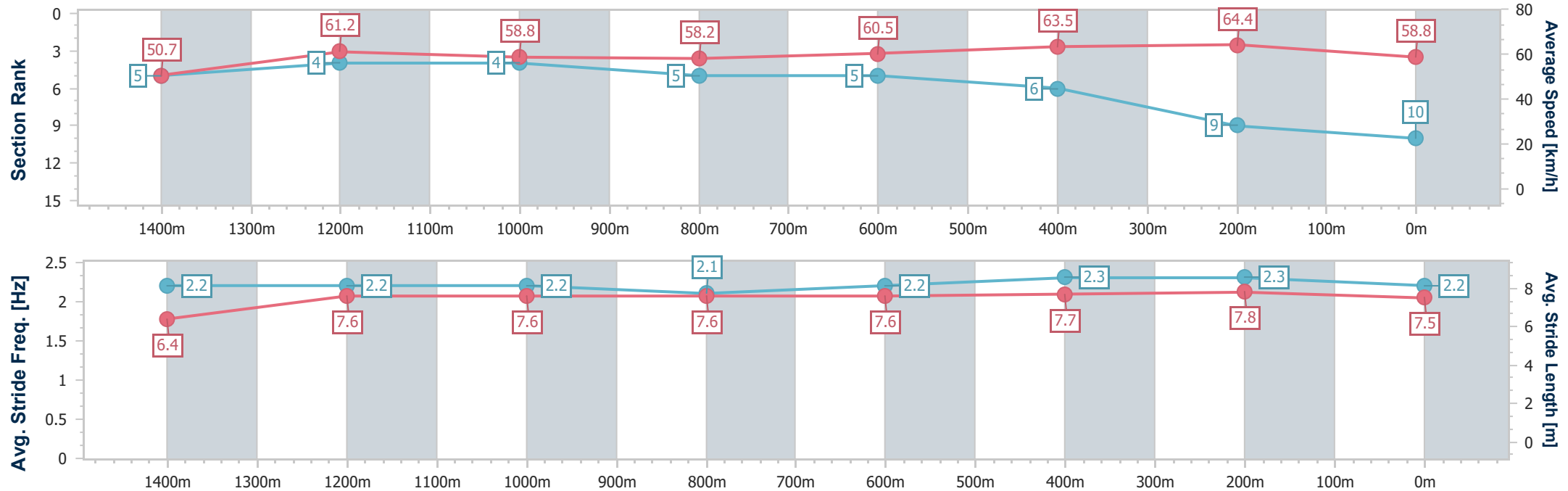
|                                |                |
|--------------------------------|----------------|
| Horse/Jockey Name              | Believe So     |
| Final Rank                     | 10             |
| Fastest Section Time (Section) | 0:11.21 (400m) |
| Top Speed [km/h] (Section)     | 66.0 (Overall) |
| Race State                     | Finished       |



Eagle Farm Professional  
Race 5: GIRLS DAY OUT ON SALE SOON BENCHMARK 70  
Handicap - 1600m  
07 January 2026 - 15:56  
Track Rating: Good 4, Weather: Fine, Rail Position: +6m Entire



| Section                | Overall                   | 1400m                    | 1200m                    | 1000m                    | 800m                     | 600m                     | 400m                     | 200m                     |  |  |  |  |  |  |
|------------------------|---------------------------|--------------------------|--------------------------|--------------------------|--------------------------|--------------------------|--------------------------|--------------------------|--|--|--|--|--|--|
| Section Times          | 1:37.70 [10]<br>(0:14.21) | 1:23.49 [5]<br>(0:11.82) | 1:11.67 [4]<br>(0:12.24) | 0:59.43 [4]<br>(0:12.53) | 0:46.90 [5]<br>(0:12.08) | 0:34.82 [5]<br>(0:11.38) | 0:23.44 [6]<br>(0:11.21) | 0:12.23 [9]<br>(0:12.23) |  |  |  |  |  |  |
| Average Speed [km/h]   | 50.7                      | 61.2                     | 58.8                     | 58.2                     | 60.5                     | 63.5                     | 64.4                     | 58.8                     |  |  |  |  |  |  |
| Top Speed [km/h]       | 66.0                      | 62.2                     | 61.7                     | 59.3                     | 62.3                     | 65.8                     | 65.8                     | 62.2                     |  |  |  |  |  |  |
| Avg. Dist. to Rail [m] | 7.3                       | 2.8                      | 2.8                      | 2.4                      | 3.2                      | 1.4                      | 2.7                      | 2.0                      |  |  |  |  |  |  |
| Avg. Stride Freq. [Hz] | 2.2                       | 2.2                      | 2.2                      | 2.1                      | 2.2                      | 2.3                      | 2.3                      | 2.2                      |  |  |  |  |  |  |
| Avg. Stride Length [m] | 6.4                       | 7.6                      | 7.6                      | 7.6                      | 7.6                      | 7.7                      | 7.8                      | 7.5                      |  |  |  |  |  |  |





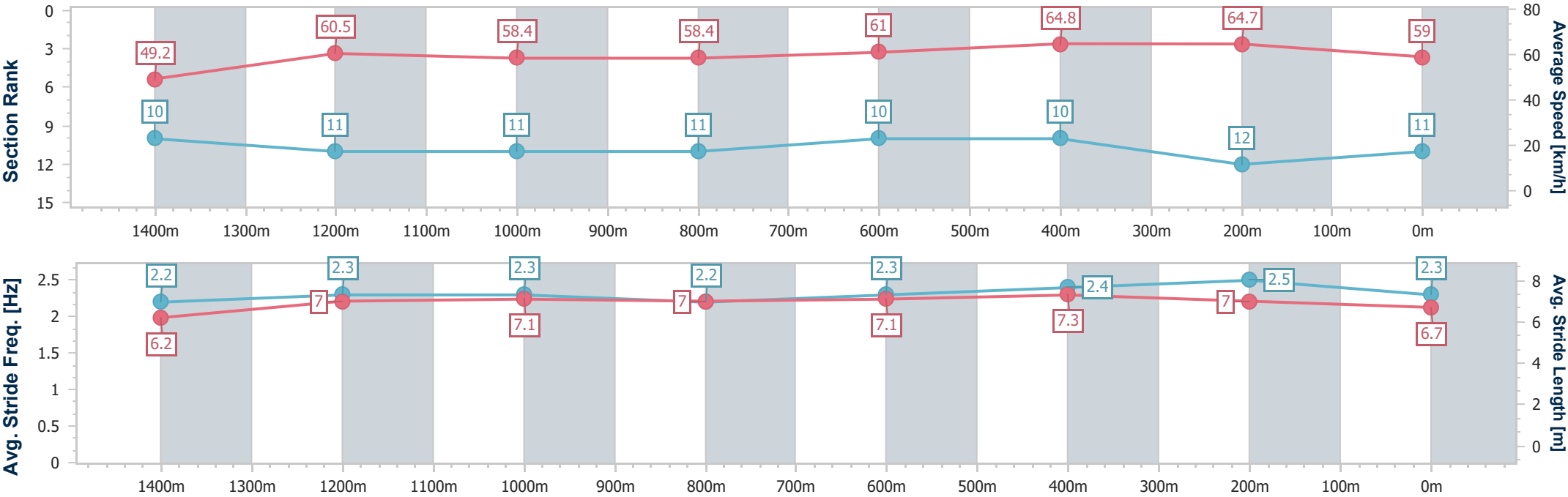
|                                |                  |
|--------------------------------|------------------|
| Horse/Jockey Name              | Guarded Optimist |
| Final Rank                     | 11               |
| Fastest Section Time (Section) | 0:11.14 (400m)   |
| Top Speed [km/h] (Section)     | 66.6 (400m)      |
| Race State                     | Finished         |



Eagle Farm Professional  
Race 5: GIRLS DAY OUT ON SALE SOON BENCHMARK 70  
Handicap - 1600m  
07 January 2026 - 15:56  
Track Rating: Good 4, Weather: Fine, Rail Position: +6m Entire



| Section                | Overall                   | 1400m                     | 1200m                     | 1000m                     | 800m                      | 600m                      | 400m                      | 200m                      |  |  |  |  |  |
|------------------------|---------------------------|---------------------------|---------------------------|---------------------------|---------------------------|---------------------------|---------------------------|---------------------------|--|--|--|--|--|
| Section Times          | 1:37.92 [11]<br>(0:14.70) | 1:23.22 [10]<br>(0:11.99) | 1:11.23 [11]<br>(0:12.32) | 0:58.91 [11]<br>(0:12.49) | 0:46.42 [11]<br>(0:11.82) | 0:34.60 [10]<br>(0:11.20) | 0:23.40 [10]<br>(0:11.14) | 0:12.26 [12]<br>(0:12.26) |  |  |  |  |  |
| Average Speed [km/h]   | 49.2                      | 60.5                      | 58.4                      | 58.4                      | 61.0                      | 64.8                      | 64.7                      | 59.0                      |  |  |  |  |  |
| Top Speed [km/h]       | 61.6                      | 61.6                      | 60.0                      | 59.4                      | 62.9                      | 66.3                      | 66.6                      | 62.2                      |  |  |  |  |  |
| Avg. Dist. to Rail [m] | 10.4                      | 3.9                       | 3.3                       | 1.9                       | 1.0                       | 1.8                       | 7.6                       | 9.9                       |  |  |  |  |  |
| Avg. Stride Freq. [Hz] | 2.2                       | 2.3                       | 2.3                       | 2.2                       | 2.3                       | 2.4                       | 2.5                       | 2.3                       |  |  |  |  |  |
| Avg. Stride Length [m] | 6.2                       | 7.0                       | 7.1                       | 7.0                       | 7.1                       | 7.3                       | 7.0                       | 6.7                       |  |  |  |  |  |





|                                |                |
|--------------------------------|----------------|
| Horse/Jockey Name              | Papal Miss     |
| Final Rank                     | 12             |
| Fastest Section Time (Section) | 0:11.24 (400m) |
| Top Speed [km/h] (Section)     | 65.4 (400m)    |
| Race State                     | Finished       |

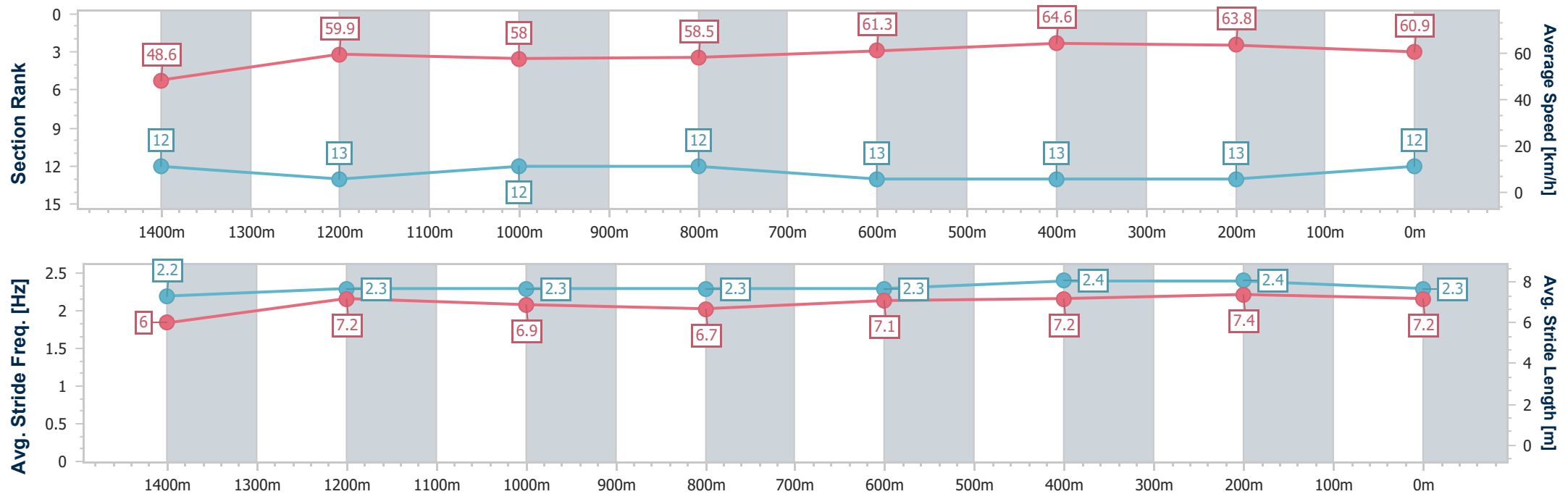


Eagle Farm Professional  
Race 5: GIRLS DAY OUT ON SALE SOON BENCHMARK 70  
Handicap - 1600m  
07 January 2026 - 15:56  
Track Rating: Good 4, Weather: Fine, Rail Position: +6m Entire



BRISBANE  
RACING CLUB

| Section                | Overall                   | 1400m                     | 1200m                     | 1000m                     | 800m                      | 600m                      | 400m                      | 200m                      |  |  |  |  |  |
|------------------------|---------------------------|---------------------------|---------------------------|---------------------------|---------------------------|---------------------------|---------------------------|---------------------------|--|--|--|--|--|
| Section Times          | 1:37.94 [12]<br>(0:14.81) | 1:23.13 [12]<br>(0:12.09) | 1:11.04 [13]<br>(0:12.44) | 0:58.60 [12]<br>(0:12.43) | 0:46.17 [12]<br>(0:11.80) | 0:34.37 [13]<br>(0:11.26) | 0:23.11 [13]<br>(0:11.24) | 0:11.87 [13]<br>(0:11.87) |  |  |  |  |  |
| Average Speed [km/h]   | 48.6                      | 59.9                      | 58.0                      | 58.5                      | 61.3                      | 64.6                      | 63.8                      | 60.9                      |  |  |  |  |  |
| Top Speed [km/h]       | 59.7                      | 60.0                      | 59.6                      | 59.2                      | 63.9                      | 64.9                      | 65.4                      | 63.1                      |  |  |  |  |  |
| Avg. Dist. to Rail [m] | 8.3                       | 2.6                       | 2.0                       | 1.9                       | 1.5                       | 1.9                       | 5.4                       | 5.3                       |  |  |  |  |  |
| Avg. Stride Freq. [Hz] | 2.2                       | 2.3                       | 2.3                       | 2.3                       | 2.3                       | 2.4                       | 2.4                       | 2.3                       |  |  |  |  |  |
| Avg. Stride Length [m] | 6.0                       | 7.2                       | 6.9                       | 6.7                       | 7.1                       | 7.2                       | 7.4                       | 7.2                       |  |  |  |  |  |





|                                |                |
|--------------------------------|----------------|
| Horse/Jockey Name              | All's Fair     |
| Final Rank                     | 13             |
| Fastest Section Time (Section) | 0:11.41 (400m) |
| Top Speed [km/h] (Section)     | 65.9 (400m)    |
| Race State                     | Finished       |

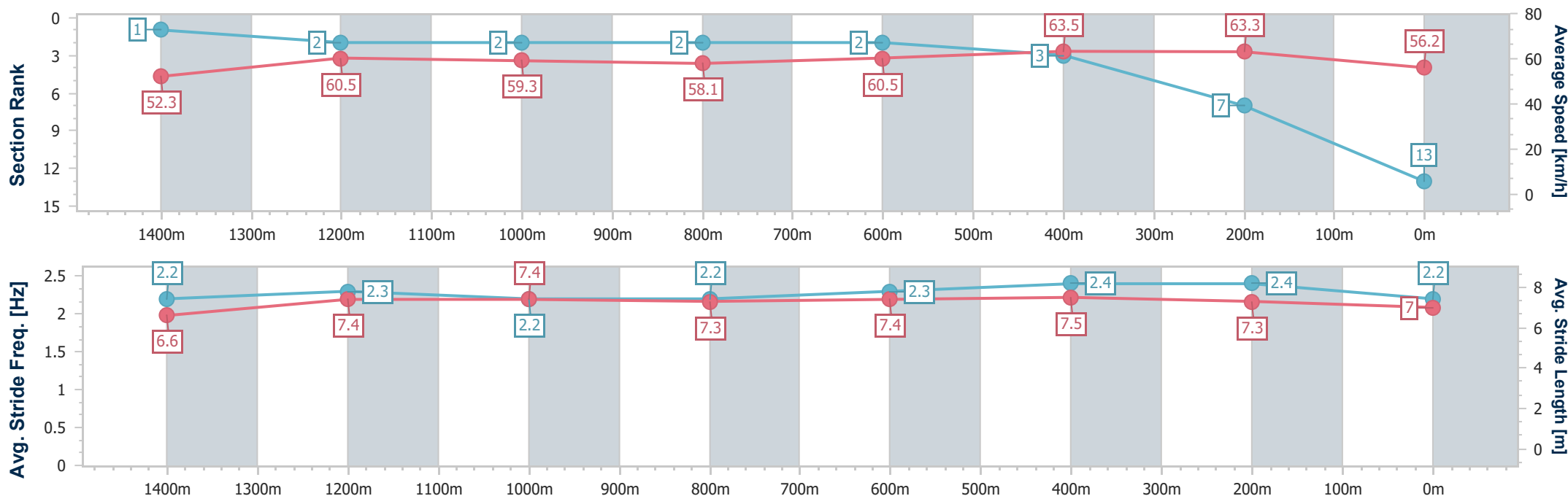


Eagle Farm Professional  
Race 5: GIRLS DAY OUT ON SALE SOON BENCHMARK 70  
Handicap - 1600m  
07 January 2026 - 15:56  
Track Rating: Good 4, Weather: Fine, Rail Position: +6m Entire



BRISBANE  
RACING CLUB

| Section                | Overall                   | 1400m                    | 1200m                    | 1000m                    | 800m                     | 600m                     | 400m                     | 200m                     |  |  |  |  |  |
|------------------------|---------------------------|--------------------------|--------------------------|--------------------------|--------------------------|--------------------------|--------------------------|--------------------------|--|--|--|--|--|
| Section Times          | 1:38.14 [13]<br>(0:13.88) | 1:24.26 [1]<br>(0:11.92) | 1:12.34 [2]<br>(0:12.17) | 1:00.17 [2]<br>(0:12.55) | 0:47.62 [2]<br>(0:11.97) | 0:35.65 [2]<br>(0:11.46) | 0:24.19 [3]<br>(0:11.41) | 0:12.78 [7]<br>(0:12.78) |  |  |  |  |  |
| Average Speed [km/h]   | 52.3                      | 60.5                     | 59.3                     | 58.1                     | 60.5                     | 63.5                     | 63.3                     | 56.2                     |  |  |  |  |  |
| Top Speed [km/h]       | 64.1                      | 61.9                     | 59.9                     | 59.3                     | 62.0                     | 65.8                     | 65.9                     | 60.7                     |  |  |  |  |  |
| Avg. Dist. to Rail [m] | 10.8                      | 3.8                      | 2.8                      | 2.3                      | 1.7                      | 2.5                      | 6.2                      | 5.5                      |  |  |  |  |  |
| Avg. Stride Freq. [Hz] | 2.2                       | 2.3                      | 2.2                      | 2.2                      | 2.3                      | 2.4                      | 2.4                      | 2.2                      |  |  |  |  |  |
| Avg. Stride Length [m] | 6.6                       | 7.4                      | 7.4                      | 7.3                      | 7.4                      | 7.5                      | 7.3                      | 7.0                      |  |  |  |  |  |





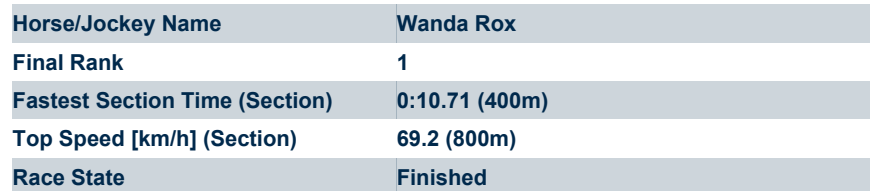
Eagle Farm Professional  
Race 6: XXXX GOLD OPEN Handicap - 1000m  
07 January 2026 - 16:32



Track Rating: Good 4, Weather: Fine, Rail Position: +6m Entire

| Section     |     |                |         |                     |                    | Overall              | 800m                 | 600m                 | 400m                 | 200m                 |         |            | Last 600m                 |  |
|-------------|-----|----------------|---------|---------------------|--------------------|----------------------|----------------------|----------------------|----------------------|----------------------|---------|------------|---------------------------|--|
| Field Times |     |                |         |                     |                    | 0:57.16<br>(0:13.03) | 0:44.13<br>(0:10.57) | 0:33.56<br>(0:10.97) | 0:22.59<br>(0:10.92) | 0:11.67<br>(0:11.67) |         |            | 0:33.56                   |  |
| Rank        | TAB | Horse/Jockey   | Barrier | Top Speed<br>[km/h] | Fastest<br>Section |                      |                      |                      |                      |                      |         | Margin     | Distance<br>Travelled [m] |  |
| 1           | 1   | WANDA ROX      | 3       | 69.2                | 0:10.71            | 0:57.16 [1]          | 0:43.88 [3]          | 0:33.15 [4]          | 0:22.22 [5]          | 0:11.51 [3]          | 0:57.16 | 0:33.15    |                           |  |
|             |     | Jai Williams   |         | 800m                | 400m               | (0:13.28)            | (0:10.73)            | (0:10.93)            | (0:10.71)            | (0:11.51)            |         |            |                           |  |
| 2           | 6   | TECTONIC PLATE | 5       | 68.7                | 0:10.63            | 0:57.22 [2]          | 0:43.79 [5]          | 0:33.05 [5]          | 0:22.36 [3]          | 0:11.73 [1]          | 0.36L   | 0:33.05 -4 |                           |  |
|             |     | Tahlia Fenlon  |         | 400m                | 400m               | (0:13.43)            | (0:10.74)            | (0:10.69)            | (0:10.63)            | (0:11.73)            |         |            |                           |  |
| 3           | 7   | KRAKARIB       | 2       | 70.3                | 0:10.69            | 0:57.42 [3]          | 0:43.79 [8]          | 0:33.08 [6]          | 0:22.23 [7]          | 0:11.54 [6]          | 1.54L   | 0:33.08 -4 |                           |  |
|             |     | Cejay Graham   |         | 800m                | 400m               | (0:13.63)            | (0:10.71)            | (0:10.85)            | (0:10.69)            | (0:11.54)            |         |            |                           |  |
| 4           | 2   | CHAKRA BOY     | 7       | 70.4                | 0:10.75            | 0:57.48 [4]          | 0:44.39 [2]          | 0:33.64 [2]          | 0:22.58 [4]          | 0:11.74 [4]          | 1.89L   | 0:33.64 +2 |                           |  |
|             |     | Olivia Webb    |         | Overall             | 800m               | (0:13.09)            | (0:10.75)            | (0:11.06)            | (0:10.84)            | (0:11.74)            |         |            |                           |  |
| 5           | 11  | SMILING ZAC    | 4       | 68.9                | 0:10.78            | 0:57.65 [5]          | 0:44.07 [6]          | 0:33.29 [7]          | 0:22.44 [8]          | 0:11.63 [8]          | 2.88L   | 0:33.29 +1 |                           |  |
|             |     | Angela Jones   |         | 800m                | 800m               | (0:13.58)            | (0:10.78)            | (0:10.85)            | (0:10.81)            | (0:11.63)            |         |            |                           |  |
| 6           | 8   | RAZORS         | 1       | 68.5                | 0:10.59            | 0:57.67 [6]          | 0:44.30 [4]          | 0:33.71 [3]          | 0:22.87 [2]          | 0:11.92 [5]          | 2.99L   | 0:33.71 -3 |                           |  |
|             |     | Ben Thompson   |         | 800m                | 800m               | (0:13.37)            | (0:10.59)            | (0:10.84)            | (0:10.95)            | (0:11.92)            |         |            |                           |  |
| 7           | 5   | NED'S GULLY    | 8       | 69.7                | 0:10.75            | 0:57.80 [7]          | 0:44.18 [7]          | 0:33.43 [8]          | 0:22.62 [6]          | 0:11.82 [7]          | 3.79L   | 0:33.43 +1 |                           |  |
|             |     | Les Tilley     |         | 800m                | 800m               | (0:13.62)            | (0:10.75)            | (0:10.81)            | (0:10.80)            | (0:11.82)            |         |            |                           |  |
| 8           | 3   | MAXIMUM OUTPUT | 6       | 69.3                | 0:10.57            | 0:57.88 [8]          | 0:44.85 [1]          | 0:34.28 [1]          | 0:23.31 [1]          | 0:12.23 [2]          | 4.23L   | 0:34.28 -6 |                           |  |
|             |     | Jake Bayliss   |         | Overall             | 800m               | (0:13.03)            | (0:10.57)            | (0:10.97)            | (0:11.08)            | (0:12.23)            |         |            |                           |  |

Scratched: Wondereach (#9), Flaming Conquest (#10), Flag Hall (#4)



The figure consists of two vertically stacked line graphs sharing a common x-axis representing distance from 800m to 0m. The top graph displays 'Section Rank' (y-axis, 0 to 12) and 'Average Speed [km/h]' (right y-axis, 0 to 80). The bottom graph displays 'Avg. Stride Freq. [Hz]' (left y-axis, 0 to 3) and 'Avg. Stride Length [m]' (right y-axis, 0 to 8). Both graphs show a blue line for rank and a red line for speed/stride metrics, with data points labeled in boxes.

**Top Graph: Section Rank and Average Speed**

| Distance (m) | Section Rank (Blue) | Average Speed (km/h) (Red) |
|--------------|---------------------|----------------------------|
| 800m         | 3                   | 54.4                       |
| 600m         | 4                   | 67.9                       |
| 400m         | 5                   | 66.5                       |
| 200m         | 3                   | 67.1                       |
| 0m           | 1                   | 62.5                       |

**Bottom Graph: Avg. Stride Freq. and Avg. Stride Length**

| Distance (m) | Avg. Stride Freq. (Hz) (Blue) | Avg. Stride Length (m) (Red) |
|--------------|-------------------------------|------------------------------|
| 800m         | 2.4                           | 6.2                          |
| 600m         | 2.5                           | 7.4                          |
| 400m         | 2.5                           | 7.4                          |
| 200m         | 2.6                           | 7.2                          |
| 0m           | 2.5                           | 7                            |



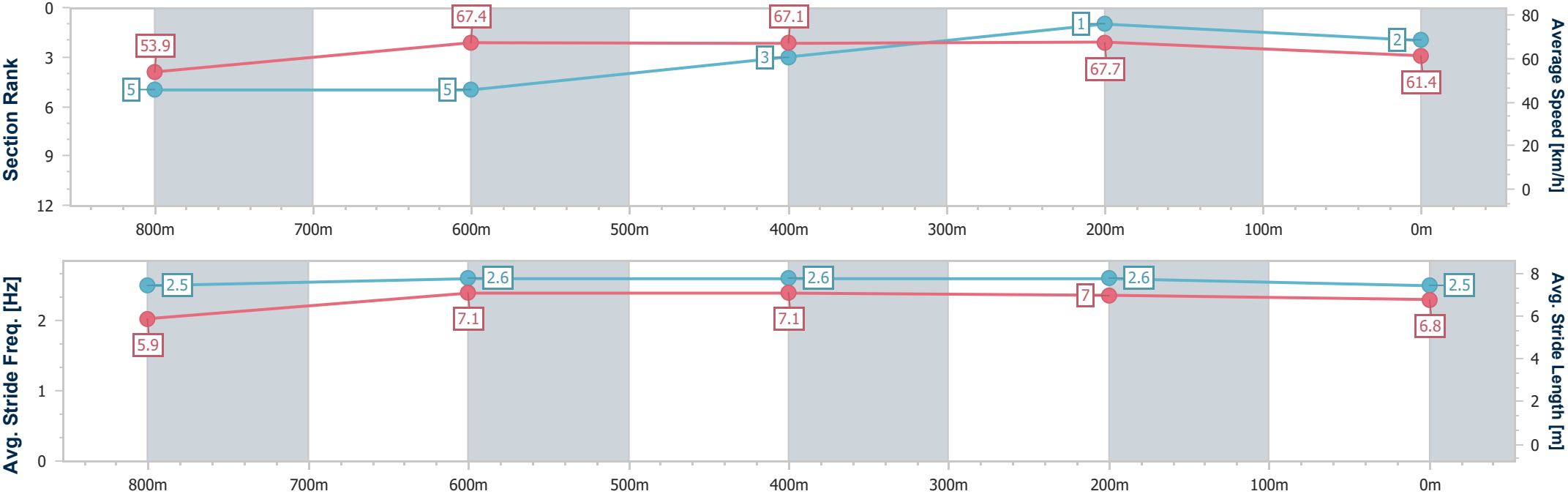
|                                |                |
|--------------------------------|----------------|
| Horse/Jockey Name              | Tectonic Plate |
| Final Rank                     | 2              |
| Fastest Section Time (Section) | 0:10.63 (400m) |
| Top Speed [km/h] (Section)     | 68.7 (400m)    |
| Race State                     | Finished       |



Eagle FarmProfessional  
Race 6: XXXX GOLD OPEN Handicap - 1000m  
07 January 2026 - 16:32  
Track Rating: Good 4, Weather: Fine, Rail Position: +6m Entire



| Section                | Overall                  | 800m                     | 600m                     | 400m                     | 200m                     |  |  |  |  |  |  |  |  |  |  |  |  |  |  |
|------------------------|--------------------------|--------------------------|--------------------------|--------------------------|--------------------------|--|--|--|--|--|--|--|--|--|--|--|--|--|--|
| Section Times          | 0:57.22 [2]<br>(0:13.43) | 0:43.79 [5]<br>(0:10.74) | 0:33.05 [5]<br>(0:10.69) | 0:22.36 [3]<br>(0:10.63) | 0:11.73 [1]<br>(0:11.73) |  |  |  |  |  |  |  |  |  |  |  |  |  |  |
| Average Speed [km/h]   | 53.9                     | 67.4                     | 67.1                     | 67.7                     | 61.4                     |  |  |  |  |  |  |  |  |  |  |  |  |  |  |
| Top Speed [km/h]       | 67.3                     | 68.1                     | 67.7                     | 68.7                     | 65.1                     |  |  |  |  |  |  |  |  |  |  |  |  |  |  |
| Avg. Dist. to Rail [m] | 2.9                      | 1.1                      | 1.1                      | 3.7                      | 6.7                      |  |  |  |  |  |  |  |  |  |  |  |  |  |  |
| Avg. Stride Freq. [Hz] | 2.5                      | 2.6                      | 2.6                      | 2.6                      | 2.5                      |  |  |  |  |  |  |  |  |  |  |  |  |  |  |
| Avg. Stride Length [m] | 5.9                      | 7.1                      | 7.1                      | 7.0                      | 6.8                      |  |  |  |  |  |  |  |  |  |  |  |  |  |  |



- [ ] Ranking at each section and finish
- .-.- No data available at this section
- NA No data available



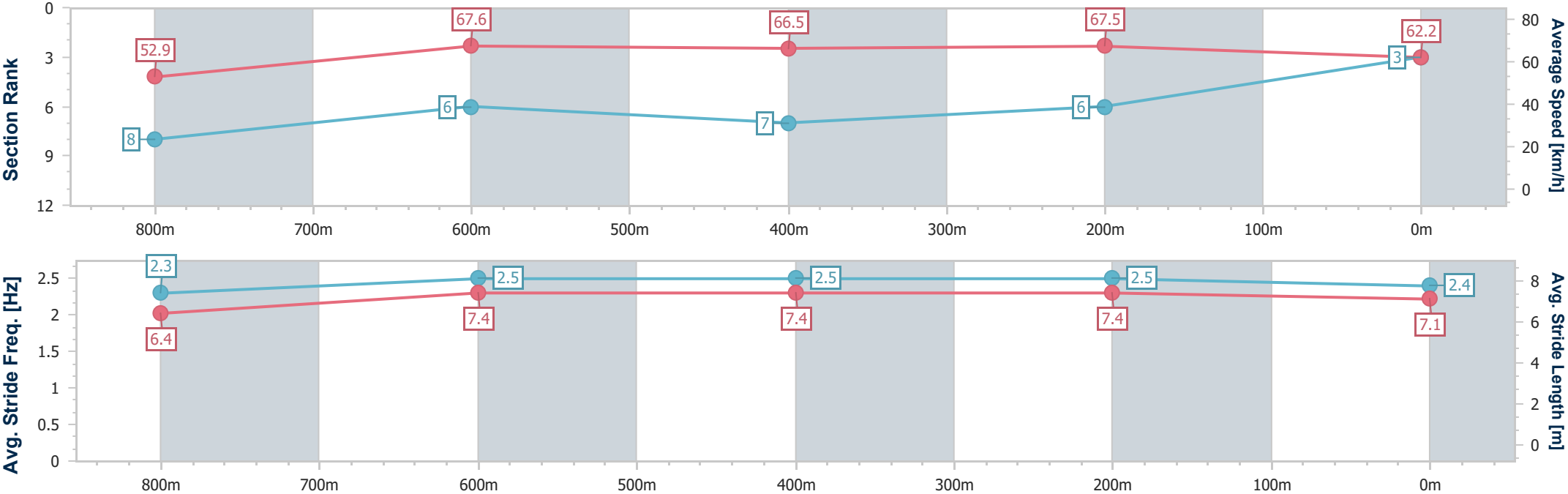
|                                |                |
|--------------------------------|----------------|
| Horse/Jockey Name              | Krakarib       |
| Final Rank                     | 3              |
| Fastest Section Time (Section) | 0:10.69 (400m) |
| Top Speed [km/h] (Section)     | 70.3 (800m)    |
| Race State                     | Finished       |



Eagle FarmProfessional  
Race 6: XXXX GOLD OPEN Handicap - 1000m  
07 January 2026 - 16:32  
Track Rating: Good 4, Weather: Fine, Rail Position: +6m Entire



| Section                | Overall                  | 800m                     | 600m                     | 400m                     | 200m                     |  |  |  |  |  |  |  |  |  |  |  |  |  |  |
|------------------------|--------------------------|--------------------------|--------------------------|--------------------------|--------------------------|--|--|--|--|--|--|--|--|--|--|--|--|--|--|
| Section Times          | 0:57.42 [3]<br>(0:13.63) | 0:43.79 [8]<br>(0:10.71) | 0:33.08 [6]<br>(0:10.85) | 0:22.23 [7]<br>(0:10.69) | 0:11.54 [6]<br>(0:11.54) |  |  |  |  |  |  |  |  |  |  |  |  |  |  |
| Average Speed [km/h]   | 52.9                     | 67.6                     | 66.5                     | 67.5                     | 62.2                     |  |  |  |  |  |  |  |  |  |  |  |  |  |  |
| Top Speed [km/h]       | 67.5                     | 70.3                     | 68.0                     | 69.0                     | 65.5                     |  |  |  |  |  |  |  |  |  |  |  |  |  |  |
| Avg. Dist. to Rail [m] | 1.4                      | 1.3                      | 0.6                      | 0.9                      | 2.3                      |  |  |  |  |  |  |  |  |  |  |  |  |  |  |
| Avg. Stride Freq. [Hz] | 2.3                      | 2.5                      | 2.5                      | 2.5                      | 2.4                      |  |  |  |  |  |  |  |  |  |  |  |  |  |  |
| Avg. Stride Length [m] | 6.4                      | 7.4                      | 7.4                      | 7.4                      | 7.1                      |  |  |  |  |  |  |  |  |  |  |  |  |  |  |







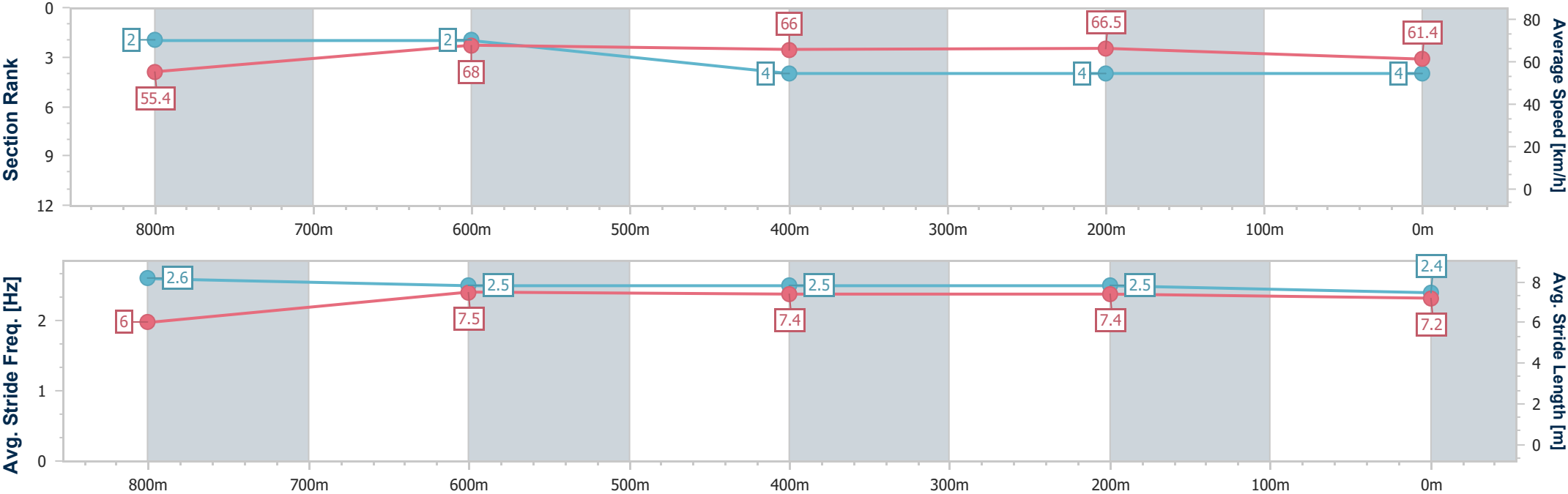
|                                |                |
|--------------------------------|----------------|
| Horse/Jockey Name              | Chakra Boy     |
| Final Rank                     | 4              |
| Fastest Section Time (Section) | 0:10.75 (800m) |
| Top Speed [km/h] (Section)     | 70.4 (Overall) |
| Race State                     | Finished       |



Eagle FarmProfessional  
Race 6: XXXX GOLD OPEN Handicap - 1000m  
07 January 2026 - 16:32  
Track Rating: Good 4, Weather: Fine, Rail Position: +6m Entire



| Section                | Overall                  | 800m                     | 600m                     | 400m                     | 200m                     |  |  |  |  |  |  |  |  |  |  |  |  |  |  |
|------------------------|--------------------------|--------------------------|--------------------------|--------------------------|--------------------------|--|--|--|--|--|--|--|--|--|--|--|--|--|--|
| Section Times          | 0:57.48 [4]<br>(0:13.09) | 0:44.39 [2]<br>(0:10.75) | 0:33.64 [2]<br>(0:11.06) | 0:22.58 [4]<br>(0:10.84) | 0:11.74 [4]<br>(0:11.74) |  |  |  |  |  |  |  |  |  |  |  |  |  |  |
| Average Speed [km/h]   | 55.4                     | 68.0                     | 66.0                     | 66.5                     | 61.4                     |  |  |  |  |  |  |  |  |  |  |  |  |  |  |
| Top Speed [km/h]       | 70.4                     | 69.2                     | 67.3                     | 67.9                     | 66.2                     |  |  |  |  |  |  |  |  |  |  |  |  |  |  |
| Avg. Dist. to Rail [m] | 4.3                      | 2.6                      | 3.2                      | 6.0                      | 5.3                      |  |  |  |  |  |  |  |  |  |  |  |  |  |  |
| Avg. Stride Freq. [Hz] | 2.6                      | 2.5                      | 2.5                      | 2.5                      | 2.4                      |  |  |  |  |  |  |  |  |  |  |  |  |  |  |
| Avg. Stride Length [m] | 6.0                      | 7.5                      | 7.4                      | 7.4                      | 7.2                      |  |  |  |  |  |  |  |  |  |  |  |  |  |  |



[ ] Ranking at each section and finish  
-.-.- No data available at this section  
NA No data available



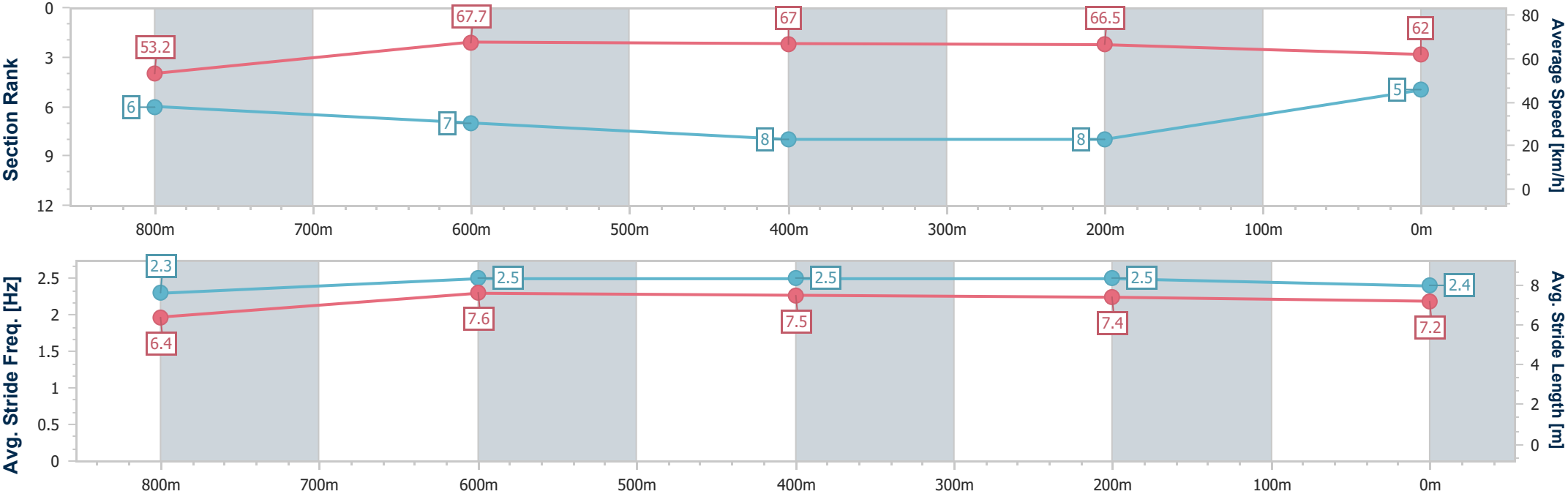
|                                |                |
|--------------------------------|----------------|
| Horse/Jockey Name              | Smiling Zac    |
| Final Rank                     | 5              |
| Fastest Section Time (Section) | 0:10.78 (800m) |
| Top Speed [km/h] (Section)     | 68.9 (800m)    |
| Race State                     | Finished       |



Eagle Farm Professional  
Race 6: XXXX GOLD OPEN Handicap - 1000m  
07 January 2026 - 16:32  
Track Rating: Good 4, Weather: Fine, Rail Position: +6m Entire



| Section                | Overall                  | 800m                     | 600m                     | 400m                     | 200m                     |  |  |  |  |  |  |  |  |  |  |
|------------------------|--------------------------|--------------------------|--------------------------|--------------------------|--------------------------|--|--|--|--|--|--|--|--|--|--|
| Section Times          | 0:57.65 [5]<br>(0:13.58) | 0:44.07 [6]<br>(0:10.78) | 0:33.29 [7]<br>(0:10.85) | 0:22.44 [8]<br>(0:10.81) | 0:11.63 [8]<br>(0:11.63) |  |  |  |  |  |  |  |  |  |  |
| Average Speed [km/h]   | 53.2                     | 67.7                     | 67.0                     | 66.5                     | 62.0                     |  |  |  |  |  |  |  |  |  |  |
| Top Speed [km/h]       | 68.5                     | 68.9                     | 68.5                     | 67.5                     | 64.1                     |  |  |  |  |  |  |  |  |  |  |
| Avg. Dist. to Rail [m] | 1.1                      | 2.8                      | 2.2                      | 3.9                      | 5.2                      |  |  |  |  |  |  |  |  |  |  |
| Avg. Stride Freq. [Hz] | 2.3                      | 2.5                      | 2.5                      | 2.5                      | 2.4                      |  |  |  |  |  |  |  |  |  |  |
| Avg. Stride Length [m] | 6.4                      | 7.6                      | 7.5                      | 7.4                      | 7.2                      |  |  |  |  |  |  |  |  |  |  |





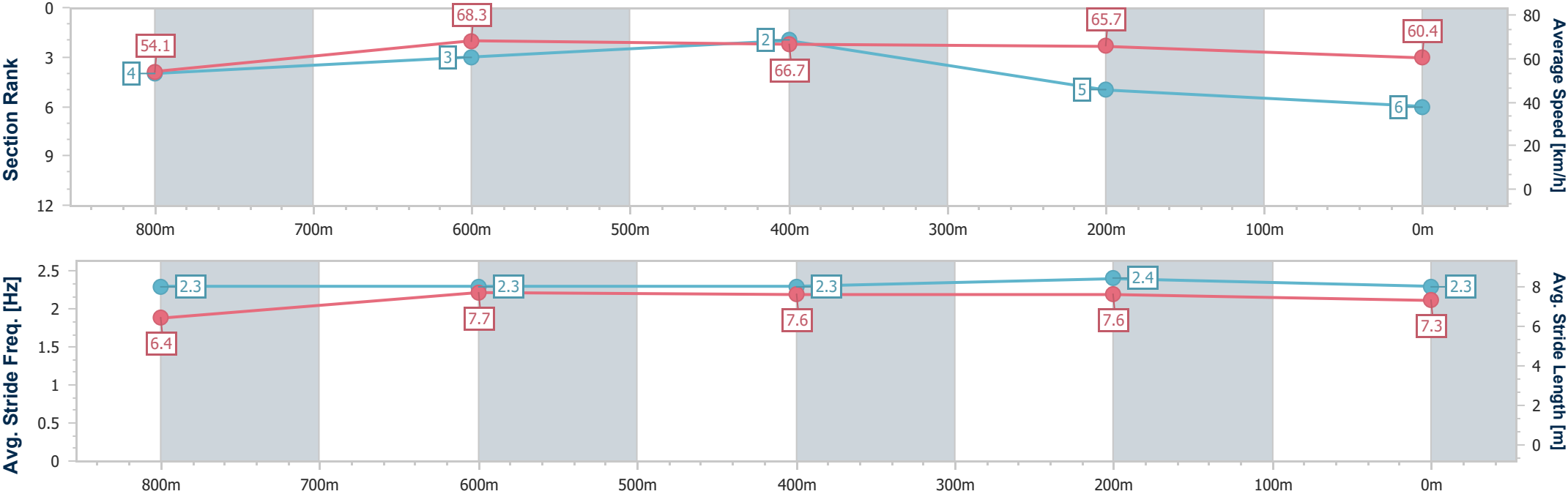
|                                |                |
|--------------------------------|----------------|
| Horse/Jockey Name              | Razors         |
| Final Rank                     | 6              |
| Fastest Section Time (Section) | 0:10.59 (800m) |
| Top Speed [km/h] (Section)     | 68.5 (800m)    |
| Race State                     | Finished       |



Eagle FarmProfessional  
Race 6: XXXX GOLD OPEN Handicap - 1000m  
07 January 2026 - 16:32  
Track Rating: Good 4, Weather: Fine, Rail Position: +6m Entire



| Section                | Overall                  | 800m                     | 600m                     | 400m                     | 200m                     |  |  |  |  |  |  |  |  |  |  |  |  |  |  |  |
|------------------------|--------------------------|--------------------------|--------------------------|--------------------------|--------------------------|--|--|--|--|--|--|--|--|--|--|--|--|--|--|--|
| Section Times          | 0:57.67 [6]<br>(0:13.37) | 0:44.30 [4]<br>(0:10.59) | 0:33.71 [3]<br>(0:10.84) | 0:22.87 [2]<br>(0:10.95) | 0:11.92 [5]<br>(0:11.92) |  |  |  |  |  |  |  |  |  |  |  |  |  |  |  |
| Average Speed [km/h]   | 54.1                     | 68.3                     | 66.7                     | 65.7                     | 60.4                     |  |  |  |  |  |  |  |  |  |  |  |  |  |  |  |
| Top Speed [km/h]       | 67.9                     | 68.5                     | 68.0                     | 67.0                     | 64.0                     |  |  |  |  |  |  |  |  |  |  |  |  |  |  |  |
| Avg. Dist. to Rail [m] | 1.4                      | 1.1                      | 0.9                      | 2.8                      | 3.7                      |  |  |  |  |  |  |  |  |  |  |  |  |  |  |  |
| Avg. Stride Freq. [Hz] | 2.3                      | 2.3                      | 2.3                      | 2.4                      | 2.3                      |  |  |  |  |  |  |  |  |  |  |  |  |  |  |  |
| Avg. Stride Length [m] | 6.4                      | 7.7                      | 7.6                      | 7.6                      | 7.3                      |  |  |  |  |  |  |  |  |  |  |  |  |  |  |  |





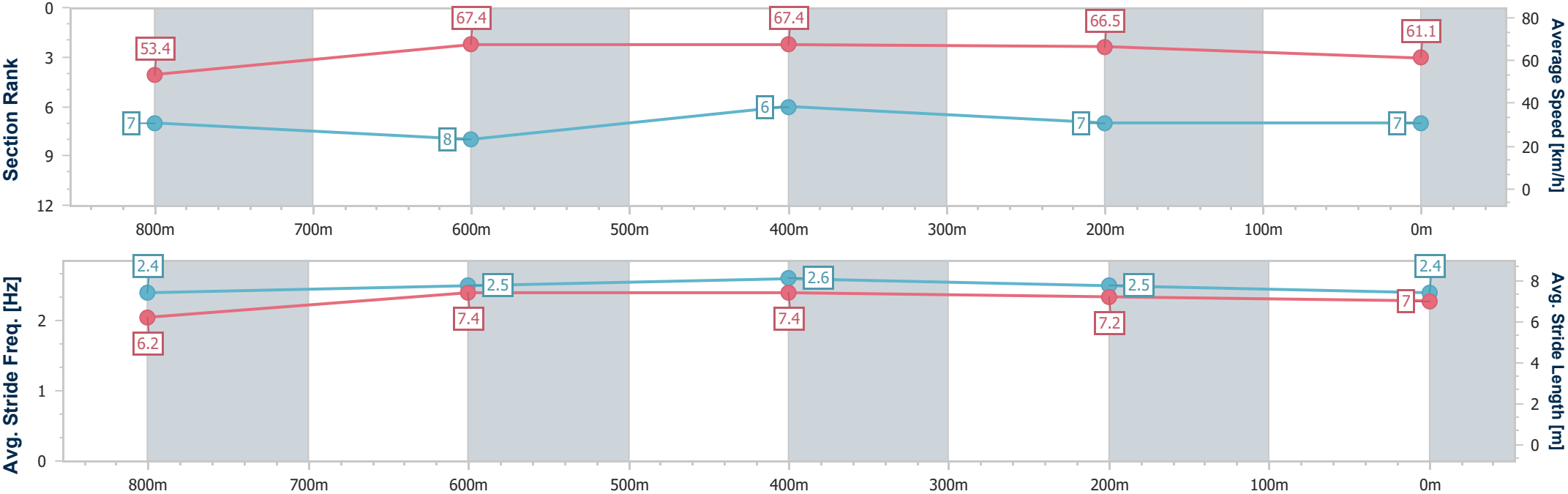
|                                |                |
|--------------------------------|----------------|
| Horse/Jockey Name              | Ned's Gully    |
| Final Rank                     | 7              |
| Fastest Section Time (Section) | 0:10.75 (800m) |
| Top Speed [km/h] (Section)     | 69.7 (800m)    |
| Race State                     | Finished       |



Eagle FarmProfessional  
Race 6: XXXX GOLD OPEN Handicap - 1000m  
07 January 2026 - 16:32  
Track Rating: Good 4, Weather: Fine, Rail Position: +6m Entire



|                        |                          |                          |                          |                          |                          |  |  |  |  |  |  |  |  |  |  |  |  |  |  |
|------------------------|--------------------------|--------------------------|--------------------------|--------------------------|--------------------------|--|--|--|--|--|--|--|--|--|--|--|--|--|--|
| Section                | Overall                  | 800m                     | 600m                     | 400m                     | 200m                     |  |  |  |  |  |  |  |  |  |  |  |  |  |  |
| Section Times          | 0:57.80 [7]<br>(0:13.62) | 0:44.18 [7]<br>(0:10.75) | 0:33.43 [8]<br>(0:10.81) | 0:22.62 [6]<br>(0:10.80) | 0:11.82 [7]<br>(0:11.82) |  |  |  |  |  |  |  |  |  |  |  |  |  |  |
| Average Speed [km/h]   | 53.4                     | 67.4                     | 67.4                     | 66.5                     | 61.1                     |  |  |  |  |  |  |  |  |  |  |  |  |  |  |
| Top Speed [km/h]       | 67.2                     | 69.7                     | 69.6                     | 68.7                     | 65.1                     |  |  |  |  |  |  |  |  |  |  |  |  |  |  |
| Avg. Dist. to Rail [m] | 4.5                      | 1.7                      | 1.9                      | 6.9                      | 7.4                      |  |  |  |  |  |  |  |  |  |  |  |  |  |  |
| Avg. Stride Freq. [Hz] | 2.4                      | 2.5                      | 2.6                      | 2.5                      | 2.4                      |  |  |  |  |  |  |  |  |  |  |  |  |  |  |
| Avg. Stride Length [m] | 6.2                      | 7.4                      | 7.4                      | 7.2                      | 7.0                      |  |  |  |  |  |  |  |  |  |  |  |  |  |  |



[ ] Ranking at each section and finish  
-.-.- No data available at this section  
NA No data available



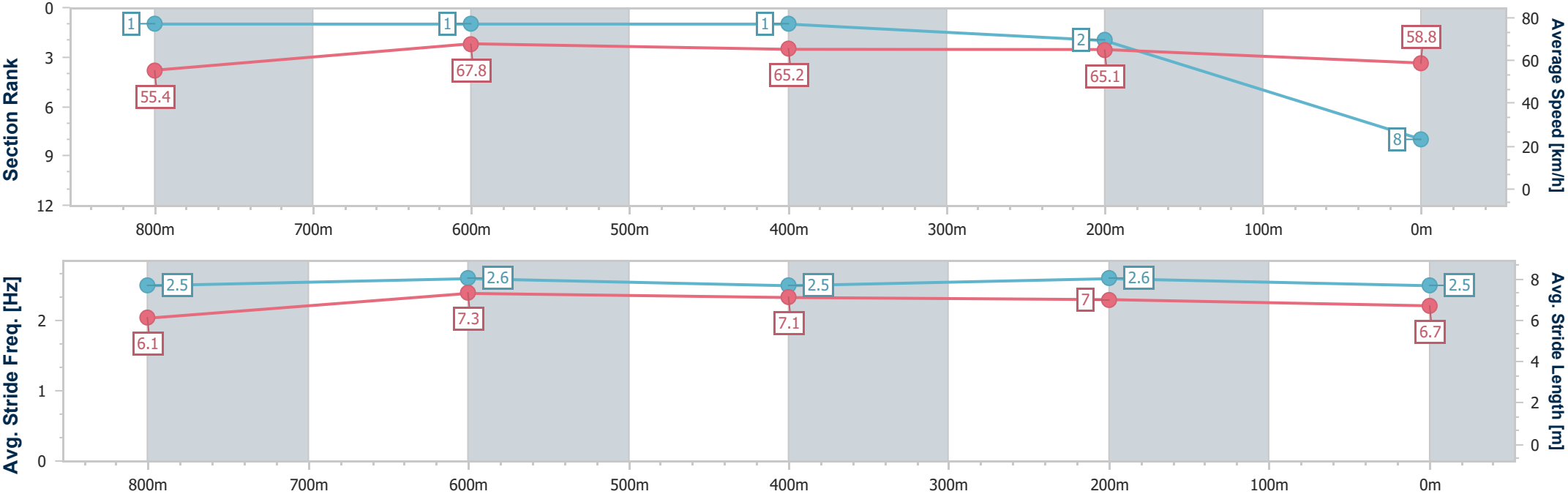
|                                |                |
|--------------------------------|----------------|
| Horse/Jockey Name              | Maximum Output |
| Final Rank                     | 8              |
| Fastest Section Time (Section) | 0:10.57 (800m) |
| Top Speed [km/h] (Section)     | 69.3 (Overall) |
| Race State                     | Finished       |



Eagle FarmProfessional  
Race 6: XXXX GOLD OPEN Handicap - 1000m  
07 January 2026 - 16:32  
Track Rating: Good 4, Weather: Fine, Rail Position: +6m Entire



| Section                | Overall                  | 800m                     | 600m                     | 400m                     | 200m                     |  |  |  |  |  |  |  |  |  |  |
|------------------------|--------------------------|--------------------------|--------------------------|--------------------------|--------------------------|--|--|--|--|--|--|--|--|--|--|
| Section Times          | 0:57.88 [8]<br>(0:13.03) | 0:44.85 [1]<br>(0:10.57) | 0:34.28 [1]<br>(0:10.97) | 0:23.31 [1]<br>(0:11.08) | 0:12.23 [2]<br>(0:12.23) |  |  |  |  |  |  |  |  |  |  |
| Average Speed [km/h]   | 55.4                     | 67.8                     | 65.2                     | 65.1                     | 58.8                     |  |  |  |  |  |  |  |  |  |  |
| Top Speed [km/h]       | 69.3                     | 69.2                     | 67.7                     | 66.4                     | 63.2                     |  |  |  |  |  |  |  |  |  |  |
| Avg. Dist. to Rail [m] | 2.4                      | 1.5                      | 0.8                      | 2.6                      | 2.7                      |  |  |  |  |  |  |  |  |  |  |
| Avg. Stride Freq. [Hz] | 2.5                      | 2.6                      | 2.5                      | 2.6                      | 2.5                      |  |  |  |  |  |  |  |  |  |  |
| Avg. Stride Length [m] | 6.1                      | 7.3                      | 7.1                      | 7.0                      | 6.7                      |  |  |  |  |  |  |  |  |  |  |





Eagle Farm Professional  
Race 7: MAGIC MILLIONS CARNIVAL BENCHMARK 70 Handicap -  
1200m  
07 January 2026 - 17:11



Track Rating: Good 4, Weather: Fine, Rail Position: +6m Entire

| Section     |     |                    |         |                     |                    | Overall              | 1000m                | 800m                 | 600m                 | 400m                 | 200m                 | Last 600m |                           |
|-------------|-----|--------------------|---------|---------------------|--------------------|----------------------|----------------------|----------------------|----------------------|----------------------|----------------------|-----------|---------------------------|
| Field Times |     |                    |         |                     |                    | 1:10.47<br>(0:13.53) | 0:56.94<br>(0:10.96) | 0:45.98<br>(0:11.26) | 0:34.72<br>(0:11.48) | 0:23.24<br>(0:11.32) | 0:11.92<br>(0:11.92) | 0:34.72   |                           |
| Rank        | TAB | Horse/Jockey       | Barrier | Top Speed<br>[km/h] | Fastest<br>Section |                      |                      |                      |                      |                      |                      | Margin    | Distance<br>Travelled [m] |
| 1           | 14  | SIRKEL             | 6       | 67.1                | 0:10.87            | 1:10.47 [1]          | 0:56.31 [7]          | 0:44.99 [7]          | 0:33.76 [7]          | 0:22.60 [6]          | 0:11.73 [4]          | 1:10.47   | 0:33.76                   |
|             |     | Ben Thompson       |         | 400m                | 400m               | (0:14.16)            | (0:11.32)            | (0:11.23)            | (0:11.16)            | (0:10.87)            | (0:11.73)            |           |                           |
| 2           | 6   | FLYING AURELIUS    | 5       | 66.7                | 0:11.10            | 1:10.52 [2]          | 0:56.85 [2]          | 0:45.72 [2]          | 0:34.48 [2]          | 0:23.07 [2]          | 0:11.97 [1]          | 0.3L      | 0:34.48                   |
|             |     | Daniel Moor        |         | Overall             | 400m               | (0:13.67)            | (0:11.13)            | (0:11.24)            | (0:11.41)            | (0:11.10)            | (0:11.97)            |           | -1                        |
| 3           | 9   | HEESEN             | 9       | 67.5                | 0:10.96            | 1:10.99 [3]          | 0:57.46 [1]          | 0:46.50 [1]          | 0:35.24 [1]          | 0:23.76 [1]          | 0:12.33 [2]          | 3.09L     | 0:35.24                   |
|             |     | Jasper Franklin    |         | 1000m               | 1000m              | (0:13.53)            | (0:10.96)            | (0:11.26)            | (0:11.48)            | (0:11.43)            | (0:12.33)            |           | -1                        |
| 4           | 4   | BRAVELY            | 2       | 65.6                | 0:11.18            | 1:11.18 [4]          | 0:57.17 [6]          | 0:45.89 [5]          | 0:34.67 [5]          | 0:23.40 [5]          | 0:12.22 [5]          | 4.21L     | 0:34.67                   |
|             |     | Andrew Mallyon     |         | 800m                | 400m               | (0:14.01)            | (0:11.28)            | (0:11.22)            | (0:11.27)            | (0:11.18)            | (0:12.22)            |           | -3                        |
| 5           | 3   | BLUE SPINEL        | 3       | 67.7                | 0:11.18            | 1:11.24 [5]          | 0:57.55 [3]          | 0:46.23 [4]          | 0:35.03 [3]          | 0:23.71 [3]          | 0:12.53 [3]          | 4.53L     | 0:35.03                   |
|             |     | Emily Lang         |         | Overall             | 400m               | (0:13.69)            | (0:11.32)            | (0:11.20)            | (0:11.32)            | (0:11.18)            | (0:12.53)            |           | -4                        |
| 6           | 2   | UNSTOPABULL        | 7       | 67.9                | 0:11.01            | 1:11.39 [6]          | 0:56.92 [8]          | 0:45.74 [9]          | 0:34.49 [9]          | 0:23.36 [7]          | 0:12.35 [7]          | 5.45L     | 0:34.49                   |
|             |     | Kyle Wilson-Taylor |         | 400m                | 400m               | (0:14.47)            | (0:11.18)            | (0:11.25)            | (0:11.13)            | (0:11.01)            | (0:12.35)            |           | -2                        |
| 7           | 13  | FAIRWAY CHOICE     | 8       | 68.5                | 0:11.03            | 1:11.43 [7]          | 0:56.92 [9]          | 0:45.89 [8]          | 0:34.66 [8]          | 0:23.33 [9]          | 0:12.14 [8]          | 5.65L     | 0:34.66                   |
|             |     | Angela Jones       |         | Overall             | 1000m              | (0:14.51)            | (0:11.03)            | (0:11.23)            | (0:11.33)            | (0:11.19)            | (0:12.14)            |           | -3                        |
| 8           | 10  | SHE OURS           | 4       | 66.8                | 0:11.24            | 1:11.53 [8]          | 0:57.82 [4]          | 0:46.56 [3]          | 0:35.32 [4]          | 0:23.99 [4]          | 0:12.53 [6]          | 6.26L     | 0:35.32                   |
|             |     | Mark Du Plessis    |         | 1000m               | 800m               | (0:13.71)            | (0:11.26)            | (0:11.24)            | (0:11.33)            | (0:11.46)            | (0:12.53)            |           | +3                        |
| 9           | 15  | LA SOEUR           | 1       | 65.0                | 0:11.35            | 1:12.22 [9]          | 0:58.22 [5]          | 0:46.86 [6]          | 0:35.51 [6]          | 0:24.16 [8]          | 0:12.76 [9]          | 10.31L    | 0:35.51                   |
|             |     | Robbie Dolan       |         | 800m                | 800m               | (0:14.00)            | (0:11.36)            | (0:11.35)            | (0:11.35)            | (0:11.40)            | (0:12.76)            |           | -2                        |

Scratched: Impendor (#5), Bews (#1), Estrondo (#8), Simply Fun (#11), Spiethctacular (#12), Fireforce (#16), Sistine Explorer (#7)



|                                |                |
|--------------------------------|----------------|
| Horse/Jockey Name              | Sirkel         |
| Final Rank                     | 1              |
| Fastest Section Time (Section) | 0:10.87 (400m) |
| Top Speed [km/h] (Section)     | 67.1 (400m)    |
| Race State                     | Finished       |



Eagle FarmProfessional  
Race 7: MAGIC MILLIONS CARNIVAL BENCHMARK 70  
Handicap - 1200m

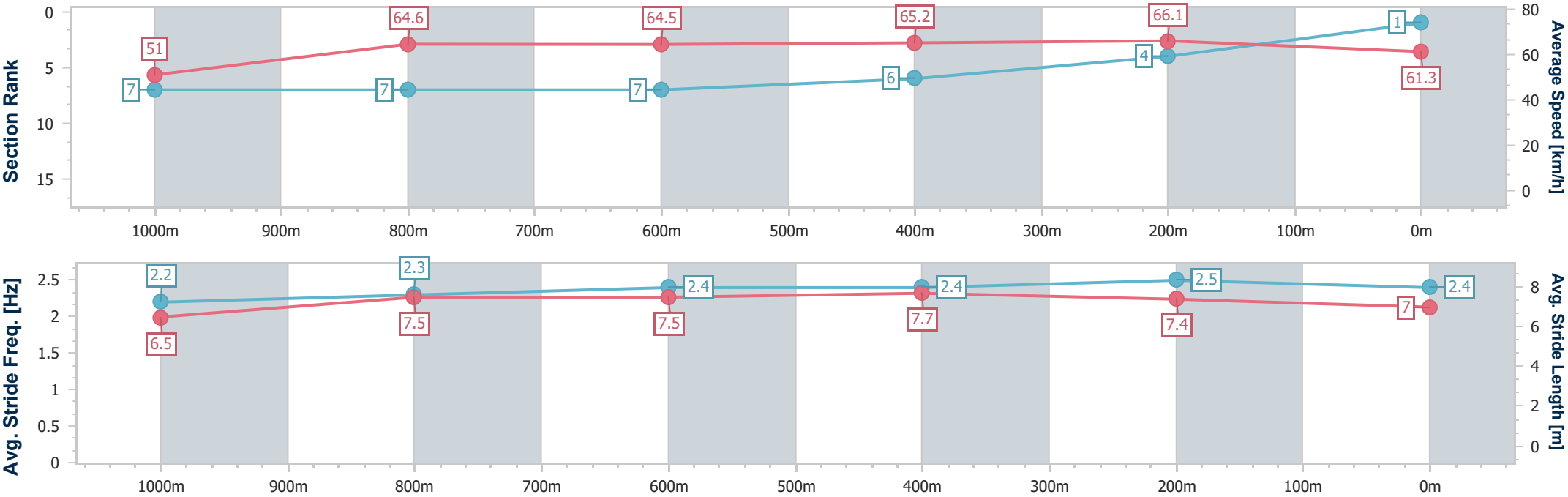
07 January 2026 - 17:11

Track Rating: Good 4, Weather: Fine, Rail Position: +6m Entire



BRISBANE  
RACING CLUB

| Section                | Overall                  | 1000m                    | 800m                     | 600m                     | 400m                     | 200m                     |  |  |  |  |  |  |  |  |
|------------------------|--------------------------|--------------------------|--------------------------|--------------------------|--------------------------|--------------------------|--|--|--|--|--|--|--|--|
| Section Times          | 1:10.47 [1]<br>(0:14.16) | 0:56.31 [7]<br>(0:11.32) | 0:44.99 [7]<br>(0:11.23) | 0:33.76 [7]<br>(0:11.16) | 0:22.60 [6]<br>(0:10.87) | 0:11.73 [4]<br>(0:11.73) |  |  |  |  |  |  |  |  |
| Average Speed [km/h]   | 51.0                     | 64.6                     | 64.5                     | 65.2                     | 66.1                     | 61.3                     |  |  |  |  |  |  |  |  |
| Top Speed [km/h]       | 63.9                     | 65.4                     | 65.7                     | 66.4                     | 67.1                     | 64.4                     |  |  |  |  |  |  |  |  |
| Avg. Dist. to Rail [m] | 4.9                      | 2.6                      | 1.9                      | 1.9                      | 8.1                      | 8.9                      |  |  |  |  |  |  |  |  |
| Avg. Stride Freq. [Hz] | 2.2                      | 2.3                      | 2.4                      | 2.4                      | 2.5                      | 2.4                      |  |  |  |  |  |  |  |  |
| Avg. Stride Length [m] | 6.5                      | 7.5                      | 7.5                      | 7.7                      | 7.4                      | 7.0                      |  |  |  |  |  |  |  |  |





|                                |                 |
|--------------------------------|-----------------|
| Horse/Jockey Name              | Flying Aurelius |
| Final Rank                     | 2               |
| Fastest Section Time (Section) | 0:11.10 (400m)  |
| Top Speed [km/h] (Section)     | 66.7 (Overall)  |
| Race State                     | Finished        |



Eagle Farm Professional  
Race 7: MAGIC MILLIONS CARNIVAL BENCHMARK 70  
Handicap - 1200m

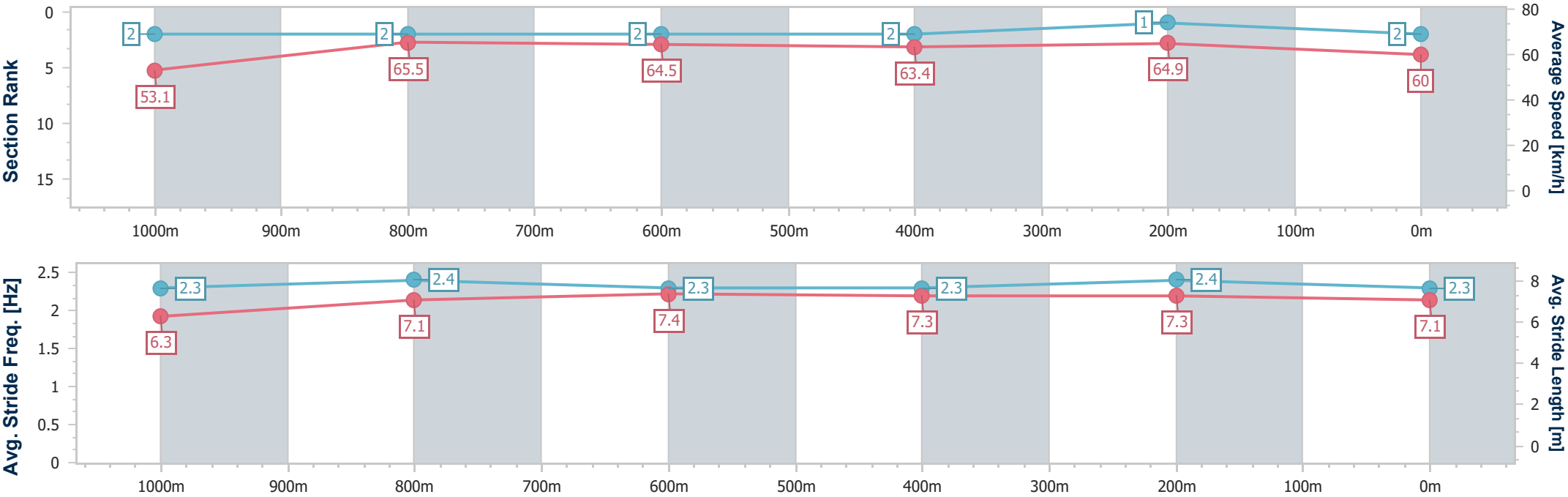
07 January 2026 - 17:11

Track Rating: Good 4, Weather: Fine, Rail Position: +6m Entire



BRISBANE  
RACING CLUB

| Section                | Overall                  | 1000m                    | 800m                     | 600m                     | 400m                     | 200m                     |  |  |  |  |  |  |  |
|------------------------|--------------------------|--------------------------|--------------------------|--------------------------|--------------------------|--------------------------|--|--|--|--|--|--|--|
| Section Times          | 1:10.52 [2]<br>(0:13.67) | 0:56.85 [2]<br>(0:11.13) | 0:45.72 [2]<br>(0:11.24) | 0:34.48 [2]<br>(0:11.41) | 0:23.07 [2]<br>(0:11.10) | 0:11.97 [1]<br>(0:11.97) |  |  |  |  |  |  |  |
| Average Speed [km/h]   | 53.1                     | 65.5                     | 64.5                     | 63.4                     | 64.9                     | 60.0                     |  |  |  |  |  |  |  |
| Top Speed [km/h]       | 66.7                     | 66.1                     | 66.0                     | 64.8                     | 65.6                     | 63.3                     |  |  |  |  |  |  |  |
| Avg. Dist. to Rail [m] | 5.7                      | 3.1                      | 1.3                      | 1.3                      | 5.8                      | 6.9                      |  |  |  |  |  |  |  |
| Avg. Stride Freq. [Hz] | 2.3                      | 2.4                      | 2.3                      | 2.3                      | 2.4                      | 2.3                      |  |  |  |  |  |  |  |
| Avg. Stride Length [m] | 6.3                      | 7.1                      | 7.4                      | 7.3                      | 7.3                      | 7.1                      |  |  |  |  |  |  |  |







|                                |                 |
|--------------------------------|-----------------|
| Horse/Jockey Name              | Heesen          |
| Final Rank                     | 3               |
| Fastest Section Time (Section) | 0:10.96 (1000m) |
| Top Speed [km/h] (Section)     | 67.5 (1000m)    |
| Race State                     | Finished        |



Eagle FarmProfessional  
Race 7: MAGIC MILLIONS CARNIVAL BENCHMARK 70  
Handicap - 1200m

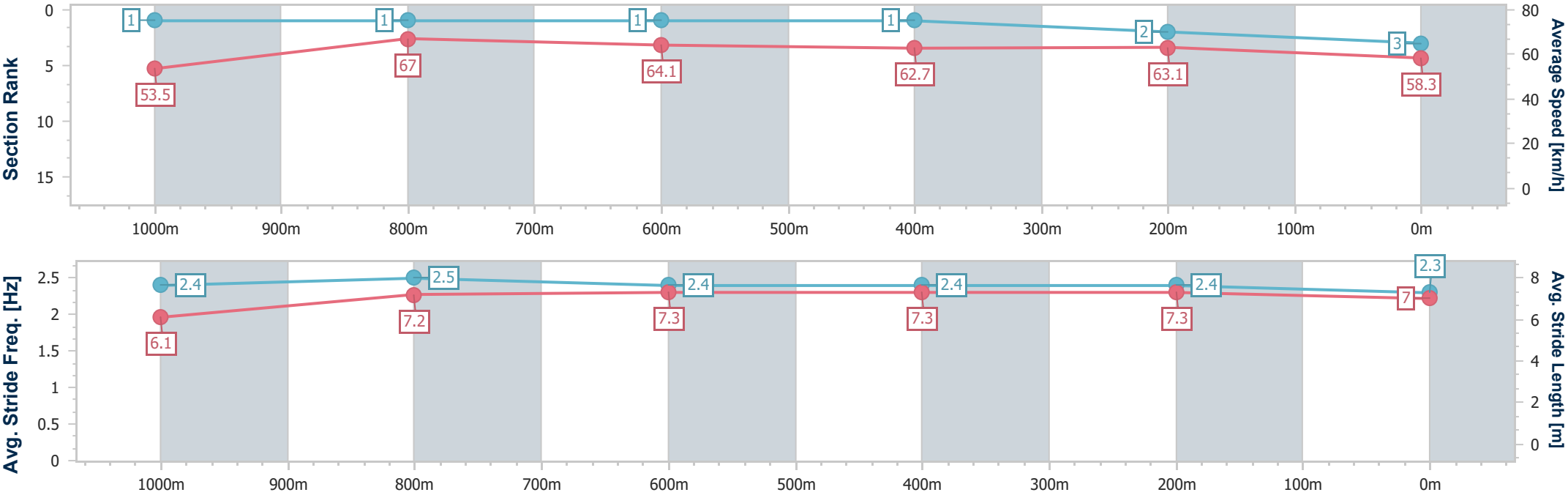
07 January 2026 - 17:11

Track Rating: Good 4, Weather: Fine, Rail Position: +6m Entire



BRISBANE  
RACING CLUB

| Section                | Overall                  | 1000m                    | 800m                     | 600m                     | 400m                     | 200m                     |  |  |  |  |  |  |  |
|------------------------|--------------------------|--------------------------|--------------------------|--------------------------|--------------------------|--------------------------|--|--|--|--|--|--|--|
| Section Times          | 1:10.99 [3]<br>(0:13.53) | 0:57.46 [1]<br>(0:10.96) | 0:46.50 [1]<br>(0:11.26) | 0:35.24 [1]<br>(0:11.48) | 0:23.76 [1]<br>(0:11.43) | 0:12.33 [2]<br>(0:12.33) |  |  |  |  |  |  |  |
| Average Speed [km/h]   | 53.5                     | 67.0                     | 64.1                     | 62.7                     | 63.1                     | 58.3                     |  |  |  |  |  |  |  |
| Top Speed [km/h]       | 67.1                     | 67.5                     | 65.4                     | 63.3                     | 64.2                     | 61.7                     |  |  |  |  |  |  |  |
| Avg. Dist. to Rail [m] | 8.0                      | 3.6                      | 0.5                      | 0.5                      | 3.9                      | 4.3                      |  |  |  |  |  |  |  |
| Avg. Stride Freq. [Hz] | 2.4                      | 2.5                      | 2.4                      | 2.4                      | 2.4                      | 2.3                      |  |  |  |  |  |  |  |
| Avg. Stride Length [m] | 6.1                      | 7.2                      | 7.3                      | 7.3                      | 7.3                      | 7.0                      |  |  |  |  |  |  |  |



- [ ] Ranking at each section and finish
- .-.- No data available at this section
- NA No data available



|                                |                |
|--------------------------------|----------------|
| Horse/Jockey Name              | Bravely        |
| Final Rank                     | 4              |
| Fastest Section Time (Section) | 0:11.18 (400m) |
| Top Speed [km/h] (Section)     | 65.6 (800m)    |
| Race State                     | Finished       |



Eagle FarmProfessional  
Race 7: MAGIC MILLIONS CARNIVAL BENCHMARK 70  
Handicap - 1200m

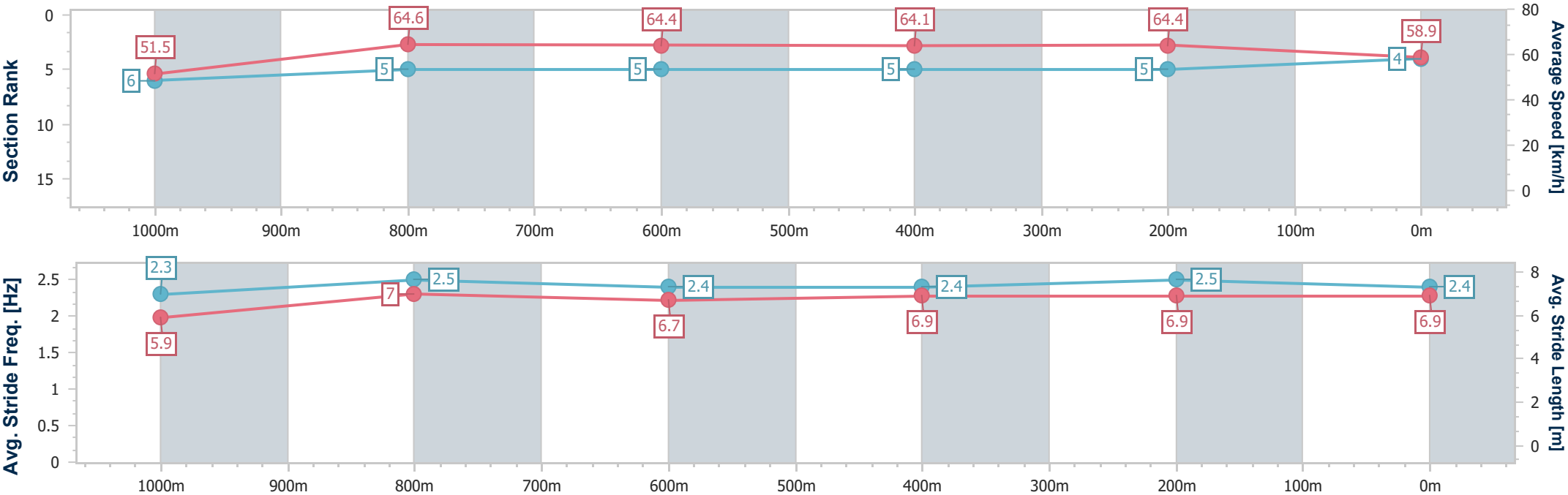
07 January 2026 - 17:11

Track Rating: Good 4, Weather: Fine, Rail Position: +6m Entire



BRISBANE  
RACING CLUB

| Section                | Overall                  | 1000m                    | 800m                     | 600m                     | 400m                     | 200m                     |  |  |  |  |  |  |  |  |
|------------------------|--------------------------|--------------------------|--------------------------|--------------------------|--------------------------|--------------------------|--|--|--|--|--|--|--|--|
| Section Times          | 1:11.18 [4]<br>(0:14.01) | 0:57.17 [6]<br>(0:11.28) | 0:45.89 [5]<br>(0:11.22) | 0:34.67 [5]<br>(0:11.27) | 0:23.40 [5]<br>(0:11.18) | 0:12.22 [5]<br>(0:12.22) |  |  |  |  |  |  |  |  |
| Average Speed [km/h]   | 51.5                     | 64.6                     | 64.4                     | 64.1                     | 64.4                     | 58.9                     |  |  |  |  |  |  |  |  |
| Top Speed [km/h]       | 63.8                     | 65.1                     | 65.6                     | 64.8                     | 65.2                     | 62.0                     |  |  |  |  |  |  |  |  |
| Avg. Dist. to Rail [m] | 2.6                      | 2.0                      | 0.9                      | 1.0                      | 5.3                      | 6.4                      |  |  |  |  |  |  |  |  |
| Avg. Stride Freq. [Hz] | 2.3                      | 2.5                      | 2.4                      | 2.4                      | 2.5                      | 2.4                      |  |  |  |  |  |  |  |  |
| Avg. Stride Length [m] | 5.9                      | 7.0                      | 6.7                      | 6.9                      | 6.9                      | 6.9                      |  |  |  |  |  |  |  |  |



- [ ] Ranking at each section and finish
- .-.- No data available at this section
- NA No data available



|                                |                |
|--------------------------------|----------------|
| Horse/Jockey Name              | Blue Spinel    |
| Final Rank                     | 5              |
| Fastest Section Time (Section) | 0:11.18 (400m) |
| Top Speed [km/h] (Section)     | 67.7 (Overall) |
| Race State                     | Finished       |



Eagle FarmProfessional  
Race 7: MAGIC MILLIONS CARNIVAL BENCHMARK 70  
Handicap - 1200m

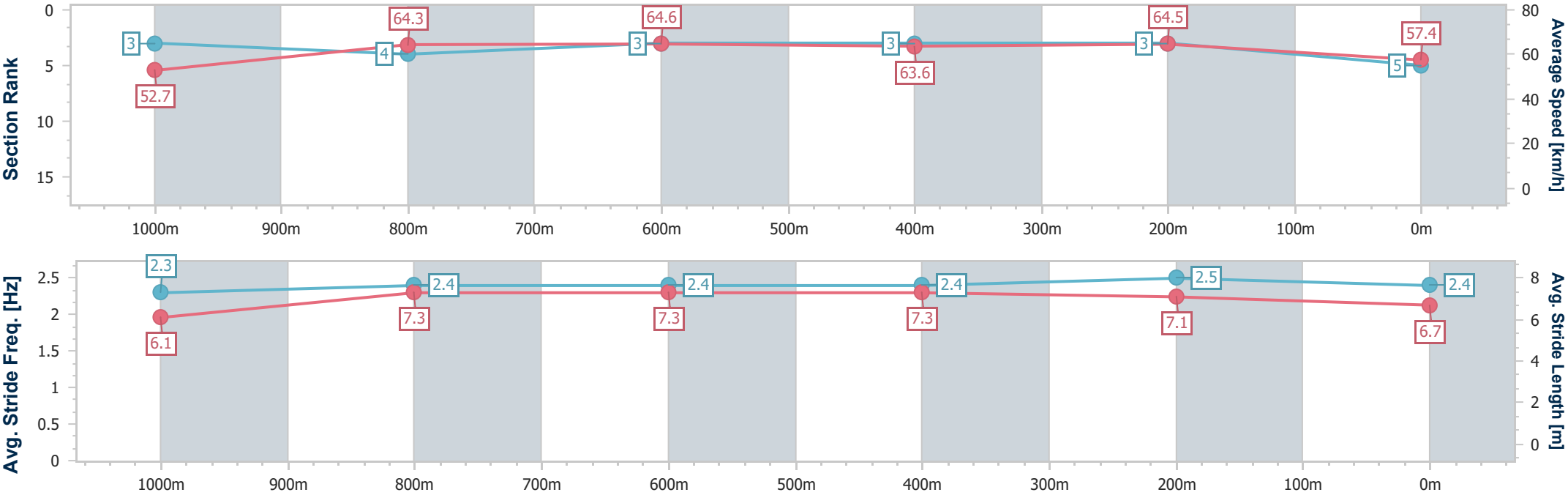
07 January 2026 - 17:11

Track Rating: Good 4, Weather: Fine, Rail Position: +6m Entire



BRISBANE  
RACING CLUB

| Section                | Overall                  | 1000m                    | 800m                     | 600m                     | 400m                     | 200m                     |  |  |  |  |  |  |  |  |
|------------------------|--------------------------|--------------------------|--------------------------|--------------------------|--------------------------|--------------------------|--|--|--|--|--|--|--|--|
| Section Times          | 1:11.24 [5]<br>(0:13.69) | 0:57.55 [3]<br>(0:11.32) | 0:46.23 [4]<br>(0:11.20) | 0:35.03 [3]<br>(0:11.32) | 0:23.71 [3]<br>(0:11.18) | 0:12.53 [3]<br>(0:12.53) |  |  |  |  |  |  |  |  |
| Average Speed [km/h]   | 52.7                     | 64.3                     | 64.6                     | 63.6                     | 64.5                     | 57.4                     |  |  |  |  |  |  |  |  |
| Top Speed [km/h]       | 67.7                     | 65.4                     | 64.9                     | 65.2                     | 65.7                     | 62.6                     |  |  |  |  |  |  |  |  |
| Avg. Dist. to Rail [m] | 3.6                      | 1.8                      | 1.1                      | 0.5                      | 2.7                      | 3.7                      |  |  |  |  |  |  |  |  |
| Avg. Stride Freq. [Hz] | 2.3                      | 2.4                      | 2.4                      | 2.4                      | 2.5                      | 2.4                      |  |  |  |  |  |  |  |  |
| Avg. Stride Length [m] | 6.1                      | 7.3                      | 7.3                      | 7.3                      | 7.1                      | 6.7                      |  |  |  |  |  |  |  |  |





|                                |                |
|--------------------------------|----------------|
| Horse/Jockey Name              | Unstopabull    |
| Final Rank                     | 6              |
| Fastest Section Time (Section) | 0:11.01 (400m) |
| Top Speed [km/h] (Section)     | 67.9 (400m)    |
| Race State                     | Finished       |



Eagle FarmProfessional  
Race 7: MAGIC MILLIONS CARNIVAL BENCHMARK 70  
Handicap - 1200m

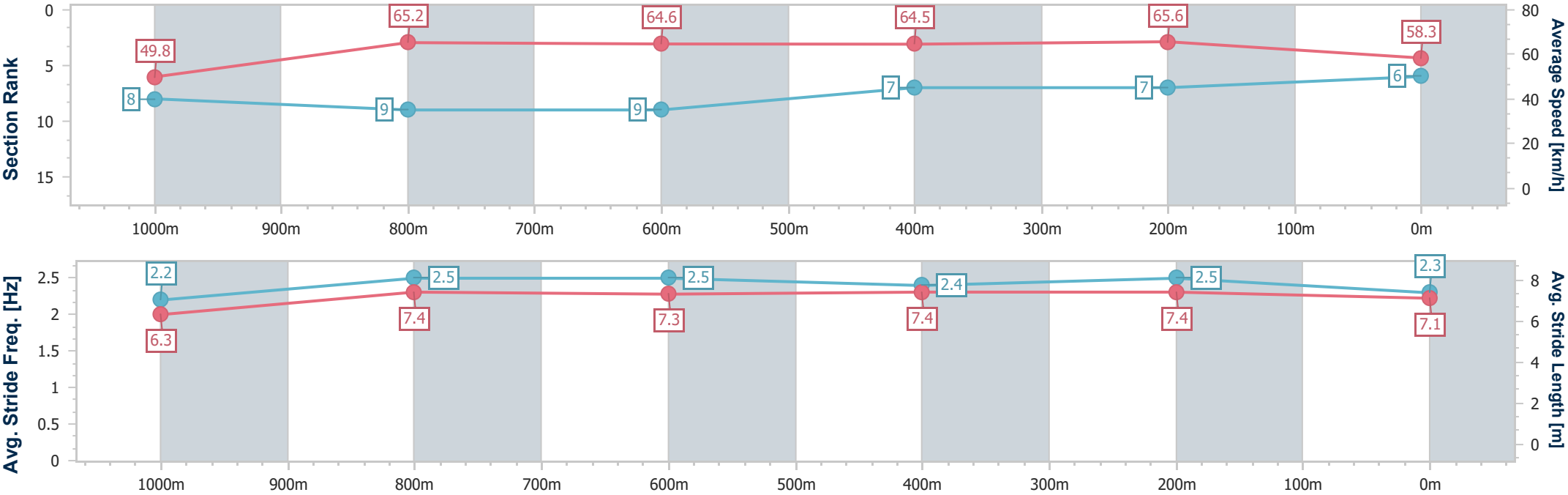
07 January 2026 - 17:11

Track Rating: Good 4, Weather: Fine, Rail Position: +6m Entire



BRISBANE  
RACING CLUB

| Section                | Overall                  | 1000m                    | 800m                     | 600m                     | 400m                     | 200m                     |  |  |  |  |  |  |  |
|------------------------|--------------------------|--------------------------|--------------------------|--------------------------|--------------------------|--------------------------|--|--|--|--|--|--|--|
| Section Times          | 1:11.39 [6]<br>(0:14.47) | 0:56.92 [8]<br>(0:11.18) | 0:45.74 [9]<br>(0:11.25) | 0:34.49 [9]<br>(0:11.13) | 0:23.36 [7]<br>(0:11.01) | 0:12.35 [7]<br>(0:12.35) |  |  |  |  |  |  |  |
| Average Speed [km/h]   | 49.8                     | 65.2                     | 64.6                     | 64.5                     | 65.6                     | 58.3                     |  |  |  |  |  |  |  |
| Top Speed [km/h]       | 64.4                     | 66.5                     | 65.6                     | 67.7                     | 67.9                     | 61.6                     |  |  |  |  |  |  |  |
| Avg. Dist. to Rail [m] | 5.0                      | 2.8                      | 1.3                      | 0.4                      | 2.7                      | 4.3                      |  |  |  |  |  |  |  |
| Avg. Stride Freq. [Hz] | 2.2                      | 2.5                      | 2.5                      | 2.4                      | 2.5                      | 2.3                      |  |  |  |  |  |  |  |
| Avg. Stride Length [m] | 6.3                      | 7.4                      | 7.3                      | 7.4                      | 7.4                      | 7.1                      |  |  |  |  |  |  |  |





|                                |                 |
|--------------------------------|-----------------|
| Horse/Jockey Name              | Fairway Choice  |
| Final Rank                     | 7               |
| Fastest Section Time (Section) | 0:11.03 (1000m) |
| Top Speed [km/h] (Section)     | 68.5 (Overall)  |
| Race State                     | Finished        |



Eagle FarmProfessional  
Race 7: MAGIC MILLIONS CARNIVAL BENCHMARK 70  
Handicap - 1200m

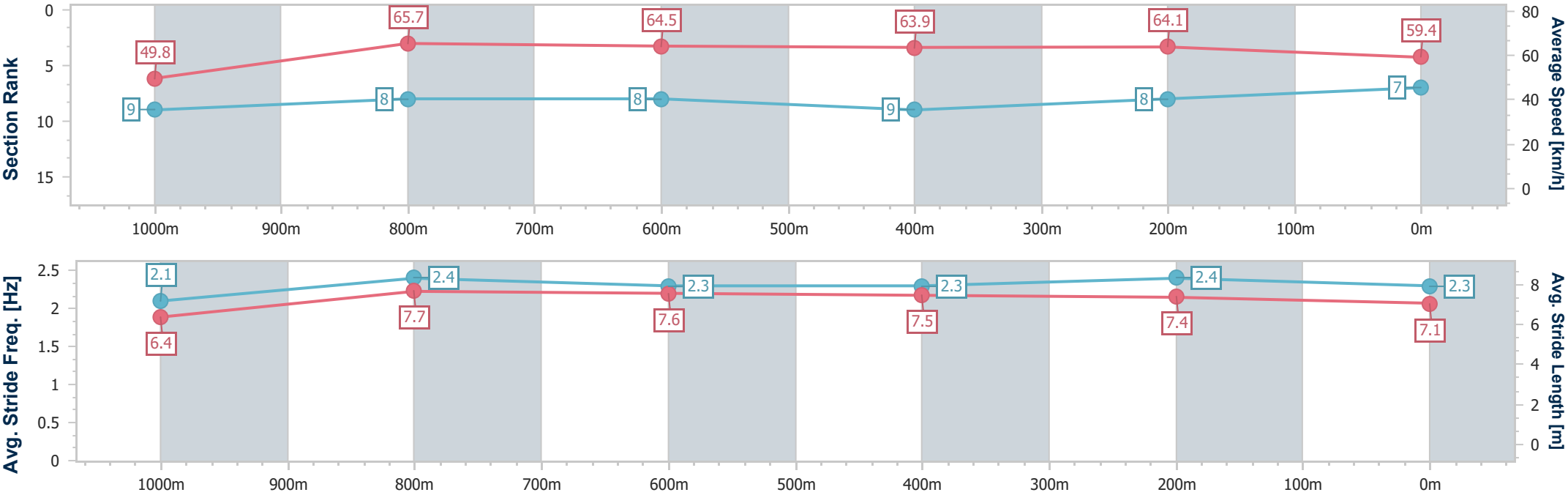
07 January 2026 - 17:11

Track Rating: Good 4, Weather: Fine, Rail Position: +6m Entire



BRISBANE  
RACING CLUB

| Section                | Overall                  | 1000m                    | 800m                     | 600m                     | 400m                     | 200m                     |  |  |  |  |  |  |  |  |
|------------------------|--------------------------|--------------------------|--------------------------|--------------------------|--------------------------|--------------------------|--|--|--|--|--|--|--|--|
| Section Times          | 1:11.43 [7]<br>(0:14.51) | 0:56.92 [9]<br>(0:11.03) | 0:45.89 [8]<br>(0:11.23) | 0:34.66 [8]<br>(0:11.33) | 0:23.33 [9]<br>(0:11.19) | 0:12.14 [8]<br>(0:12.14) |  |  |  |  |  |  |  |  |
| Average Speed [km/h]   | 49.8                     | 65.7                     | 64.5                     | 63.9                     | 64.1                     | 59.4                     |  |  |  |  |  |  |  |  |
| Top Speed [km/h]       | 68.5                     | 67.2                     | 65.2                     | 64.4                     | 65.4                     | 63.7                     |  |  |  |  |  |  |  |  |
| Avg. Dist. to Rail [m] | 5.2                      | 1.9                      | 1.0                      | 0.7                      | 0.4                      | 0.3                      |  |  |  |  |  |  |  |  |
| Avg. Stride Freq. [Hz] | 2.1                      | 2.4                      | 2.3                      | 2.3                      | 2.4                      | 2.3                      |  |  |  |  |  |  |  |  |
| Avg. Stride Length [m] | 6.4                      | 7.7                      | 7.6                      | 7.5                      | 7.4                      | 7.1                      |  |  |  |  |  |  |  |  |





|                                |                |
|--------------------------------|----------------|
| Horse/Jockey Name              | She Ours       |
| Final Rank                     | 8              |
| Fastest Section Time (Section) | 0:11.24 (800m) |
| Top Speed [km/h] (Section)     | 66.8 (1000m)   |
| Race State                     | Finished       |



Eagle FarmProfessional  
Race 7: MAGIC MILLIONS CARNIVAL BENCHMARK 70  
Handicap - 1200m

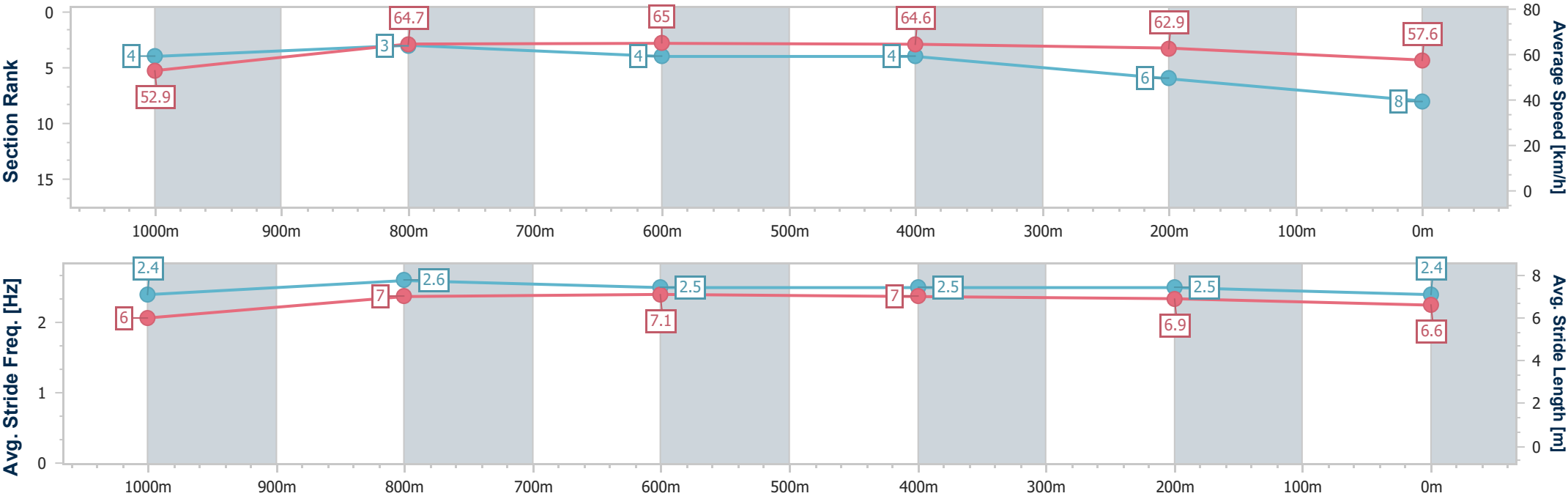
07 January 2026 - 17:11

Track Rating: Good 4, Weather: Fine, Rail Position: +6m Entire



BRISBANE  
RACING CLUB

| Section                | Overall                  | 1000m                    | 800m                     | 600m                     | 400m                     | 200m                     |  |  |  |  |  |  |  |
|------------------------|--------------------------|--------------------------|--------------------------|--------------------------|--------------------------|--------------------------|--|--|--|--|--|--|--|
| Section Times          | 1:11.53 [8]<br>(0:13.71) | 0:57.82 [4]<br>(0:11.26) | 0:46.56 [3]<br>(0:11.24) | 0:35.32 [4]<br>(0:11.33) | 0:23.99 [4]<br>(0:11.46) | 0:12.53 [6]<br>(0:12.53) |  |  |  |  |  |  |  |
| Average Speed [km/h]   | 52.9                     | 64.7                     | 65.0                     | 64.6                     | 62.9                     | 57.6                     |  |  |  |  |  |  |  |
| Top Speed [km/h]       | 66.0                     | 66.8                     | 65.6                     | 66.1                     | 64.0                     | 61.8                     |  |  |  |  |  |  |  |
| Avg. Dist. to Rail [m] | 4.2                      | 2.9                      | 3.3                      | 3.5                      | 5.4                      | 6.4                      |  |  |  |  |  |  |  |
| Avg. Stride Freq. [Hz] | 2.4                      | 2.6                      | 2.5                      | 2.5                      | 2.5                      | 2.4                      |  |  |  |  |  |  |  |
| Avg. Stride Length [m] | 6.0                      | 7.0                      | 7.1                      | 7.0                      | 6.9                      | 6.6                      |  |  |  |  |  |  |  |





|                                |                |
|--------------------------------|----------------|
| Horse/Jockey Name              | La Soeur       |
| Final Rank                     | 9              |
| Fastest Section Time (Section) | 0:11.35 (800m) |
| Top Speed [km/h] (Section)     | 65.0 (800m)    |
| Race State                     | Finished       |



Eagle FarmProfessional  
Race 7: MAGIC MILLIONS CARNIVAL BENCHMARK 70  
Handicap - 1200m

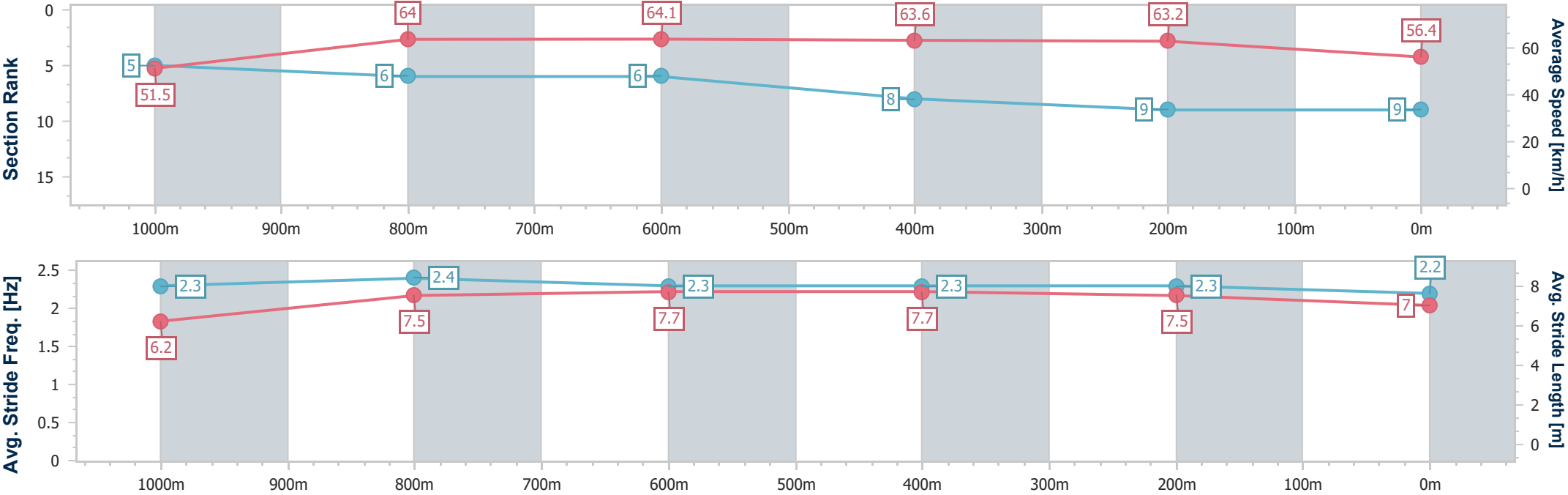
07 January 2026 - 17:11

Track Rating: Good 4, Weather: Fine, Rail Position: +6m Entire



BRISBANE  
RACING CLUB

| Section                | Overall                  | 1000m                    | 800m                     | 600m                     | 400m                     | 200m                     |  |  |  |  |  |  |  |
|------------------------|--------------------------|--------------------------|--------------------------|--------------------------|--------------------------|--------------------------|--|--|--|--|--|--|--|
| Section Times          | 1:12.22 [9]<br>(0:14.00) | 0:58.22 [5]<br>(0:11.36) | 0:46.86 [6]<br>(0:11.35) | 0:35.51 [6]<br>(0:11.35) | 0:24.16 [8]<br>(0:11.40) | 0:12.76 [9]<br>(0:12.76) |  |  |  |  |  |  |  |
| Average Speed [km/h]   | 51.5                     | 64.0                     | 64.1                     | 63.6                     | 63.2                     | 56.4                     |  |  |  |  |  |  |  |
| Top Speed [km/h]       | 63.9                     | 64.6                     | 65.0                     | 64.4                     | 64.7                     | 61.3                     |  |  |  |  |  |  |  |
| Avg. Dist. to Rail [m] | 2.0                      | 1.8                      | 2.0                      | 0.8                      | 2.7                      | 2.2                      |  |  |  |  |  |  |  |
| Avg. Stride Freq. [Hz] | 2.3                      | 2.4                      | 2.3                      | 2.3                      | 2.3                      | 2.2                      |  |  |  |  |  |  |  |
| Avg. Stride Length [m] | 6.2                      | 7.5                      | 7.7                      | 7.7                      | 7.5                      | 7.0                      |  |  |  |  |  |  |  |





# Eagle Farm Professional

## Race 8: LADBROKES ODDS SURGE Class 1 Handicap - 1200m

07 January 2026 - 17:46



BRISBANE  
RACING CLUB

Track Rating: Good 4, Weather: Fine, Rail Position: +6m Entire

| Section     |     |                      |         |                     |                    | Overall              | 1000m                | 800m                 | 600m                 | 400m                 | 200m                 | Last 600m |                           |
|-------------|-----|----------------------|---------|---------------------|--------------------|----------------------|----------------------|----------------------|----------------------|----------------------|----------------------|-----------|---------------------------|
| Field Times |     |                      |         |                     |                    | 1:10.84<br>(0:13.44) | 0:57.40<br>(0:11.25) | 0:46.15<br>(0:11.38) | 0:34.77<br>(0:11.18) | 0:23.59<br>(0:11.20) | 0:12.39<br>(0:12.39) | 0:34.77   |                           |
| Rank        | TAB | Horse/Jockey         | Barrier | Top Speed<br>[km/h] | Fastest<br>Section |                      |                      |                      |                      |                      |                      | Margin    | Distance<br>Travelled [m] |
| 1           | 4   | MELDUBIOUS           | 5       | 67.7                | 0:11.11            | 1:10.84 [1]          | 0:57.12 [5]          | 0:46.00 [3]          | 0:34.62 [3]          | 0:23.50 [2]          | 0:12.39 [1]          | 1:10.84   | 0:34.62                   |
|             |     | Michael Rodd         |         | 1000m               | 400m               | (0:13.72)            | (0:11.12)            | (0:11.38)            | (0:11.12)            | (0:11.11)            | (0:12.39)            |           |                           |
| 2           | 5   | FIREFORCE            | 9       | 66.8                | 0:11.12            | 1:11.03 [2]          | 0:57.01 [9]          | 0:45.68 [9]          | 0:34.32 [9]          | 0:23.20 [7]          | 0:12.07 [3]          | 1.09L     | 0:34.32                   |
|             |     | Mark Du Plessis      |         | 400m                | 600m               | (0:14.02)            | (0:11.33)            | (0:11.36)            | (0:11.12)            | (0:11.13)            | (0:12.07)            |           | -2                        |
| 3           | 17  | SUM INVICTUS         | 4       | 66.5                | 0:11.10            | 1:11.07 [3]          | 0:57.13 [7]          | 0:45.89 [7]          | 0:34.41 [7]          | 0:23.10 [8]          | 0:12.00 [8]          | 1.34L     | 0:34.41                   |
|             |     | Angela Jones         |         | 400m                | 400m               | (0:13.94)            | (0:11.24)            | (0:11.48)            | (0:11.31)            | (0:11.10)            | (0:12.00)            |           | -6                        |
| 4           | 7   | WHISPERING ROGUE     | 6       | 67.4                | 0:11.24            | 1:11.12 [4]          | 0:57.65 [2]          | 0:46.39 [2]          | 0:34.91 [2]          | 0:23.67 [3]          | 0:12.35 [2]          | 1.65L     | 0:34.91                   |
|             |     | Cejay Graham         |         | Overall             | 600m               | (0:13.47)            | (0:11.26)            | (0:11.48)            | (0:11.24)            | (0:11.32)            | (0:12.35)            |           | -1                        |
| 5           | 19  | MELTDOWN             | 1       | 65.5                | 0:11.27            | 1:11.26 [5]          | 0:57.65 [3]          | 0:46.38 [4]          | 0:35.01 [4]          | 0:23.58 [5]          | 0:12.21 [7]          | 2.47L     | 0:35.01                   |
|             |     | Jag Guthmann-Chester |         | 1000m               | 1000m              | (0:13.61)            | (0:11.27)            | (0:11.37)            | (0:11.43)            | (0:11.37)            | (0:12.21)            |           | -8                        |
| 6           | 9   | KILONOVA             | 11      | 67.1                | 0:11.07            | 1:11.33 [6]          | 0:57.00 [10]         | 0:45.91 [10]         | 0:34.37 [10]         | 0:23.25 [10]         | 0:12.18 [10]         | 2.88L     | 0:34.37                   |
|             |     | Kyle Wilson-Taylor   |         | 1000m               | 400m               | (0:14.33)            | (0:11.09)            | (0:11.54)            | (0:11.12)            | (0:11.07)            | (0:12.18)            |           | -4                        |
| 7           | 18  | HEADSTRONG           | 8       | 67.4                | 0:10.98            | 1:11.37 [7]          | 0:56.88 [11]         | 0:45.76 [11]         | 0:34.40 [11]         | 0:23.21 [11]         | 0:12.23 [9]          | 3.12L     | 0:34.40                   |
|             |     | Damien Thornton      |         | 400m                | 400m               | (0:14.49)            | (0:11.12)            | (0:11.36)            | (0:11.19)            | (0:10.98)            | (0:12.23)            |           | -2                        |
| 8           | 20  | PEE BEE NOIR         | 10      | 66.8                | 0:11.22            | 1:11.37 [8]          | 0:57.37 [8]          | 0:46.13 [8]          | 0:34.68 [8]          | 0:23.38 [9]          | 0:12.16 [11]         | 3.13L     | 0:34.68                   |
|             |     | Adin Thompson        |         | 600m                | 400m               | (0:14.00)            | (0:11.24)            | (0:11.45)            | (0:11.30)            | (0:11.22)            | (0:12.16)            |           | -2                        |
| 9           | 2   | SIMPLY FUN           | 7       | 65.7                | 0:11.22            | 1:11.43 [9]          | 0:57.61 [6]          | 0:46.30 [6]          | 0:34.98 [5]          | 0:23.76 [4]          | 0:12.42 [6]          | 3.49L     | 0:34.98                   |
|             |     | Georgina Cartwright  |         | 600m                | 600m               | (0:13.82)            | (0:11.31)            | (0:11.32)            | (0:11.22)            | (0:11.34)            | (0:12.42)            |           | +4                        |
| 10          | 12  | COL BURN             | 3       | 67.3                | 0:11.21            | 1:11.44 [10]         | 0:57.74 [4]          | 0:46.45 [5]          | 0:34.95 [6]          | 0:23.67 [6]          | 0:12.46 [5]          | 3.5L      | 0:34.95                   |
|             |     | Ben Thompson         |         | 400m                | 400m               | (0:13.70)            | (0:11.29)            | (0:11.50)            | (0:11.28)            | (0:11.21)            | (0:12.46)            |           | +1                        |

Scratched: The Wheelbarrow (#13), Data Scramble (#8), Trevatt Court (#16), Heavenly Impact (#1), Maikrow (#3), Dominant Darcy (#11), Bells Of Steel (#15), Higher Calling (#21), Sunlight Majesty (#6), Andi D





## Eagle Farm Professional

### Race 8: LADBROKES ODDS SURGE Class 1 Handicap - 1200m

07 January 2026 - 17:46



BRISBANE  
RACING CLUB

Track Rating: Good 4, Weather: Fine, Rail Position: +6m Entire

| Section     |     |              |         |                     |                    | Overall              | 1000m                | 800m                 | 600m                 | 400m                 | 200m                 | Last 600m |         |                           |  |
|-------------|-----|--------------|---------|---------------------|--------------------|----------------------|----------------------|----------------------|----------------------|----------------------|----------------------|-----------|---------|---------------------------|--|
| Field Times |     |              |         |                     |                    | 1:10.84<br>(0:13.44) | 0:57.40<br>(0:11.25) | 0:46.15<br>(0:11.38) | 0:34.77<br>(0:11.18) | 0:23.59<br>(0:11.20) | 0:12.39<br>(0:12.39) | 0:34.77   |         |                           |  |
| Rank        | TAB | Horse/Jockey | Barrier | Top Speed<br>[km/h] | Fastest<br>Section |                      |                      |                      |                      |                      |                      |           | Margin  | Distance<br>Travelled [m] |  |
| 11          | 10  | MEET GEORGE  | 2       | 67.8                | 0:11.18            | 1:11.92 [11]         | 0:58.48 [1]          | 0:47.23 [1]          | 0:35.85 [1]          | 0:24.67 [1]          | 0:12.94 [4]          | 6.33L     | 0:35.85 | -6                        |  |
|             |     | Vlad Duric   |         | Overall             | 600m               | (0:13.44)            | (0:11.25)            | (0:11.38)            | (0:11.18)            | (0:11.73)            | (0:12.94)            |           |         |                           |  |

Scratched: The Wheelbarrow (#13), Data Scramble (#8), Trevatt Court (#16), Heavenly Impact (#1), Maikrow (#3), Dominant Darcy (#11), Bells Of Steel (#15), Higher Calling (#21), Sunlight Majesty (#6), Andi D



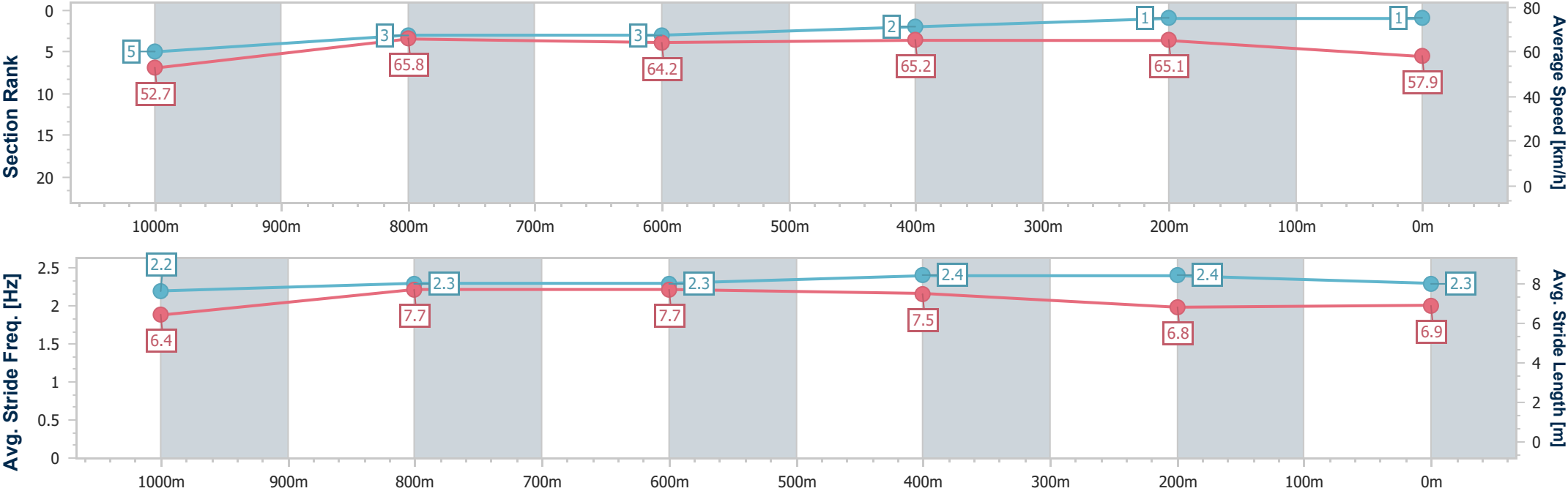
|                                |                |
|--------------------------------|----------------|
| Horse/Jockey Name              | Meldubious     |
| Final Rank                     | 1              |
| Fastest Section Time (Section) | 0:11.11 (400m) |
| Top Speed [km/h] (Section)     | 67.7 (1000m)   |
| Race State                     | Finished       |



Eagle FarmProfessional  
Race 8: LADBROKES ODDS SURGE Class 1 Handicap - 1200m  
07 January 2026 - 17:46  
Track Rating: Good 4, Weather: Fine, Rail Position: +6m Entire



| Section                | Overall                  | 1000m                    | 800m                     | 600m                     | 400m                     | 200m                     |  |  |  |  |  |  |  |  |
|------------------------|--------------------------|--------------------------|--------------------------|--------------------------|--------------------------|--------------------------|--|--|--|--|--|--|--|--|
| Section Times          | 1:10.84 [1]<br>(0:13.72) | 0:57.12 [5]<br>(0:11.12) | 0:46.00 [3]<br>(0:11.38) | 0:34.62 [3]<br>(0:11.12) | 0:23.50 [2]<br>(0:11.11) | 0:12.39 [1]<br>(0:12.39) |  |  |  |  |  |  |  |  |
| Average Speed [km/h]   | 52.7                     | 65.8                     | 64.2                     | 65.2                     | 65.1                     | 57.9                     |  |  |  |  |  |  |  |  |
| Top Speed [km/h]       | 67.5                     | 67.7                     | 64.6                     | 66.5                     | 66.6                     | 61.8                     |  |  |  |  |  |  |  |  |
| Avg. Dist. to Rail [m] | 4.7                      | 3.9                      | 2.8                      | 2.1                      | 6.6                      | 5.3                      |  |  |  |  |  |  |  |  |
| Avg. Stride Freq. [Hz] | 2.2                      | 2.3                      | 2.3                      | 2.4                      | 2.4                      | 2.3                      |  |  |  |  |  |  |  |  |
| Avg. Stride Length [m] | 6.4                      | 7.7                      | 7.7                      | 7.5                      | 6.8                      | 6.9                      |  |  |  |  |  |  |  |  |





|                                |                |
|--------------------------------|----------------|
| Horse/Jockey Name              | Fireforce      |
| Final Rank                     | 2              |
| Fastest Section Time (Section) | 0:11.12 (600m) |
| Top Speed [km/h] (Section)     | 66.8 (400m)    |
| Race State                     | Finished       |

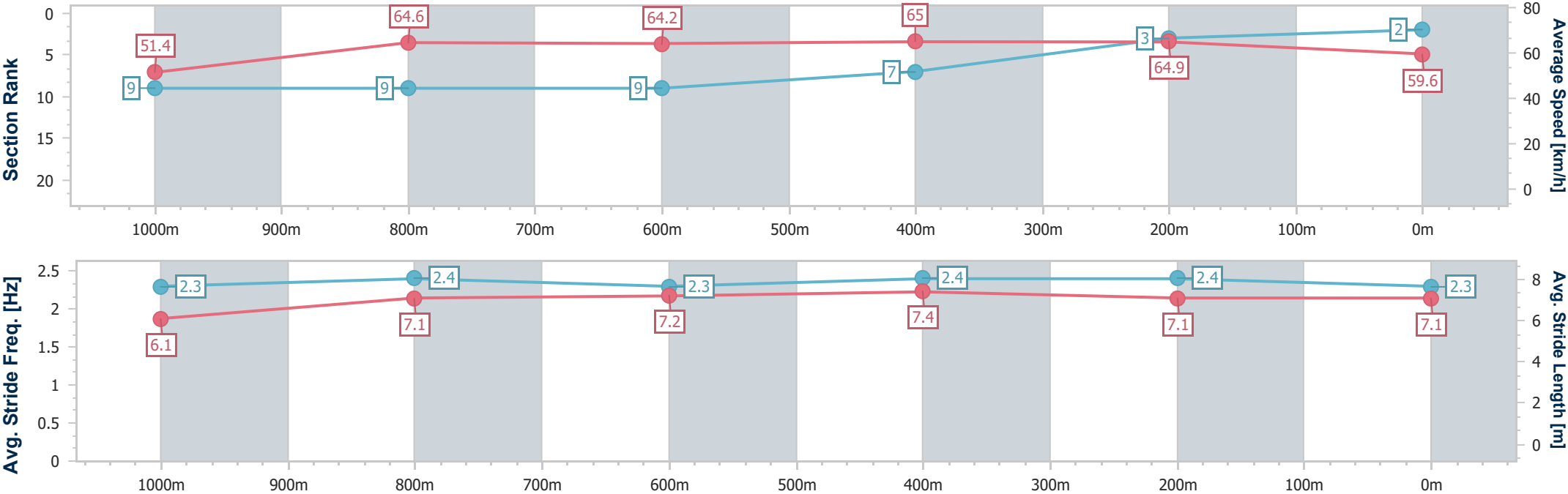


Eagle FarmProfessional  
Race 8: LADBROKES ODDS SURGE Class 1 Handicap - 1200m  
07 January 2026 - 17:46  
Track Rating: Good 4, Weather: Fine, Rail Position: +6m Entire



BRISBANE  
RACING CLUB

| Section                | Overall                  | 1000m                    | 800m                     | 600m                     | 400m                     | 200m                     |  |  |  |  |  |  |  |  |
|------------------------|--------------------------|--------------------------|--------------------------|--------------------------|--------------------------|--------------------------|--|--|--|--|--|--|--|--|
| Section Times          | 1:11.03 [2]<br>(0:14.02) | 0:57.01 [9]<br>(0:11.33) | 0:45.68 [9]<br>(0:11.36) | 0:34.32 [9]<br>(0:11.12) | 0:23.20 [7]<br>(0:11.13) | 0:12.07 [3]<br>(0:12.07) |  |  |  |  |  |  |  |  |
| Average Speed [km/h]   | 51.4                     | 64.6                     | 64.2                     | 65.0                     | 64.9                     | 59.6                     |  |  |  |  |  |  |  |  |
| Top Speed [km/h]       | 62.4                     | 65.8                     | 64.9                     | 66.6                     | 66.8                     | 62.1                     |  |  |  |  |  |  |  |  |
| Avg. Dist. to Rail [m] | 8.0                      | 3.5                      | 2.1                      | 1.8                      | 8.3                      | 7.2                      |  |  |  |  |  |  |  |  |
| Avg. Stride Freq. [Hz] | 2.3                      | 2.4                      | 2.3                      | 2.4                      | 2.4                      | 2.3                      |  |  |  |  |  |  |  |  |
| Avg. Stride Length [m] | 6.1                      | 7.1                      | 7.2                      | 7.4                      | 7.1                      | 7.1                      |  |  |  |  |  |  |  |  |



[ ] Ranking at each section and finish  
-.-.- No data available at this section  
NA No data available



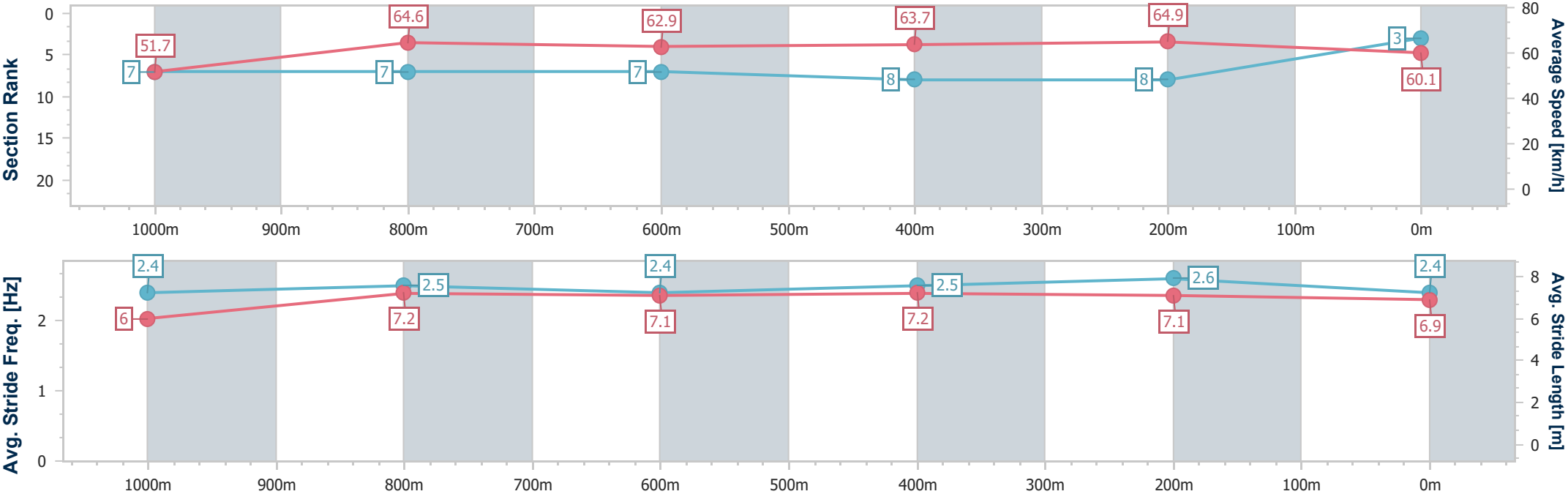
|                                |                |
|--------------------------------|----------------|
| Horse/Jockey Name              | Sum Invictus   |
| Final Rank                     | 3              |
| Fastest Section Time (Section) | 0:11.10 (400m) |
| Top Speed [km/h] (Section)     | 66.5 (400m)    |
| Race State                     | Finished       |



Eagle FarmProfessional  
Race 8: LADBROKES ODDS SURGE Class 1 Handicap - 1200m  
07 January 2026 - 17:46  
Track Rating: Good 4, Weather: Fine, Rail Position: +6m Entire



| Section                | Overall                  | 1000m                    | 800m                     | 600m                     | 400m                     | 200m                     |  |  |  |  |  |  |  |  |
|------------------------|--------------------------|--------------------------|--------------------------|--------------------------|--------------------------|--------------------------|--|--|--|--|--|--|--|--|
| Section Times          | 1:11.07 [3]<br>(0:13.94) | 0:57.13 [7]<br>(0:11.24) | 0:45.89 [7]<br>(0:11.48) | 0:34.41 [7]<br>(0:11.31) | 0:23.10 [8]<br>(0:11.10) | 0:12.00 [8]<br>(0:12.00) |  |  |  |  |  |  |  |  |
| Average Speed [km/h]   | 51.7                     | 64.6                     | 62.9                     | 63.7                     | 64.9                     | 60.1                     |  |  |  |  |  |  |  |  |
| Top Speed [km/h]       | 66.0                     | 65.7                     | 64.0                     | 65.2                     | 66.5                     | 62.8                     |  |  |  |  |  |  |  |  |
| Avg. Dist. to Rail [m] | 3.2                      | 1.7                      | 1.1                      | 0.3                      | 1.5                      | 0.9                      |  |  |  |  |  |  |  |  |
| Avg. Stride Freq. [Hz] | 2.4                      | 2.5                      | 2.4                      | 2.5                      | 2.6                      | 2.4                      |  |  |  |  |  |  |  |  |
| Avg. Stride Length [m] | 6.0                      | 7.2                      | 7.1                      | 7.2                      | 7.1                      | 6.9                      |  |  |  |  |  |  |  |  |



[ ] Ranking at each section and finish  
-.-.- No data available at this section  
NA No data available



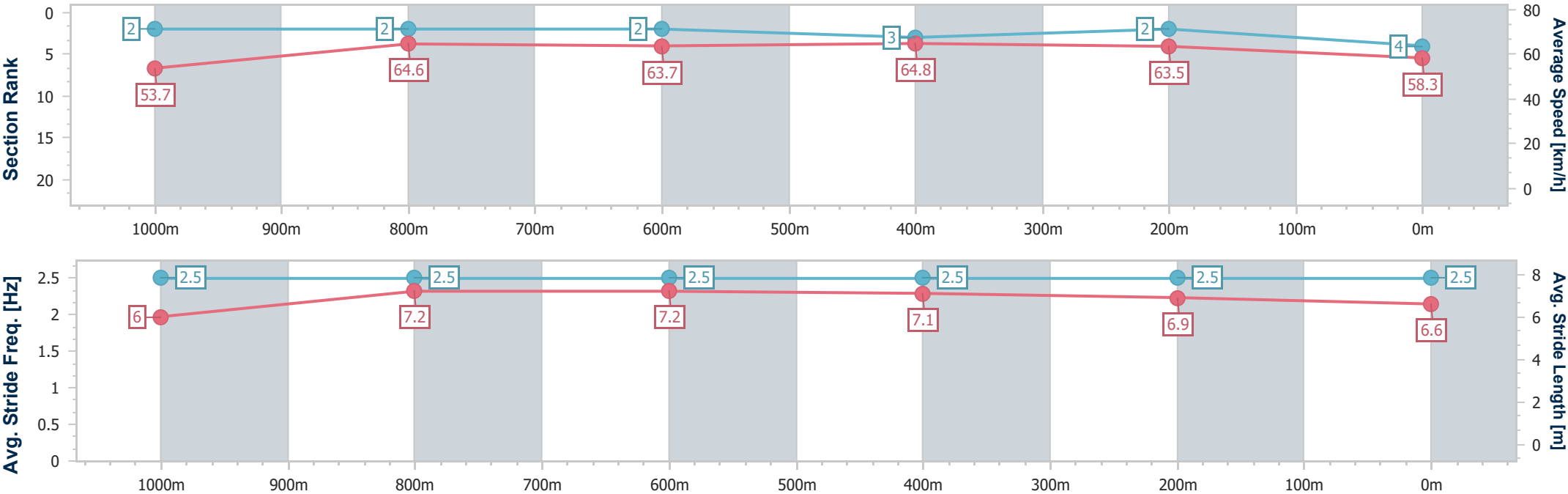
|                                |                  |
|--------------------------------|------------------|
| Horse/Jockey Name              | Whispering Rogue |
| Final Rank                     | 4                |
| Fastest Section Time (Section) | 0:11.24 (600m)   |
| Top Speed [km/h] (Section)     | 67.4 (Overall)   |
| Race State                     | Finished         |



Eagle Farm Professional  
Race 8: LADBROKES ODDS SURGE Class 1 Handicap - 1200m  
07 January 2026 - 17:46  
Track Rating: Good 4, Weather: Fine, Rail Position: +6m Entire



| Section                | Overall                  | 1000m                    | 800m                     | 600m                     | 400m                     | 200m                     |  |  |  |  |  |  |  |  |
|------------------------|--------------------------|--------------------------|--------------------------|--------------------------|--------------------------|--------------------------|--|--|--|--|--|--|--|--|
| Section Times          | 1:11.12 [4]<br>(0:13.47) | 0:57.65 [2]<br>(0:11.26) | 0:46.39 [2]<br>(0:11.48) | 0:34.91 [2]<br>(0:11.24) | 0:23.67 [3]<br>(0:11.32) | 0:12.35 [2]<br>(0:12.35) |  |  |  |  |  |  |  |  |
| Average Speed [km/h]   | 53.7                     | 64.6                     | 63.7                     | 64.8                     | 63.5                     | 58.3                     |  |  |  |  |  |  |  |  |
| Top Speed [km/h]       | 67.4                     | 67.3                     | 64.5                     | 65.6                     | 65.7                     | 61.5                     |  |  |  |  |  |  |  |  |
| Avg. Dist. to Rail [m] | 5.6                      | 2.7                      | 3.0                      | 2.3                      | 6.0                      | 3.1                      |  |  |  |  |  |  |  |  |
| Avg. Stride Freq. [Hz] | 2.5                      | 2.5                      | 2.5                      | 2.5                      | 2.5                      | 2.5                      |  |  |  |  |  |  |  |  |
| Avg. Stride Length [m] | 6.0                      | 7.2                      | 7.2                      | 7.1                      | 6.9                      | 6.6                      |  |  |  |  |  |  |  |  |



[ ] Ranking at each section and finish  
- - - - No data available at this section  
NA No data available



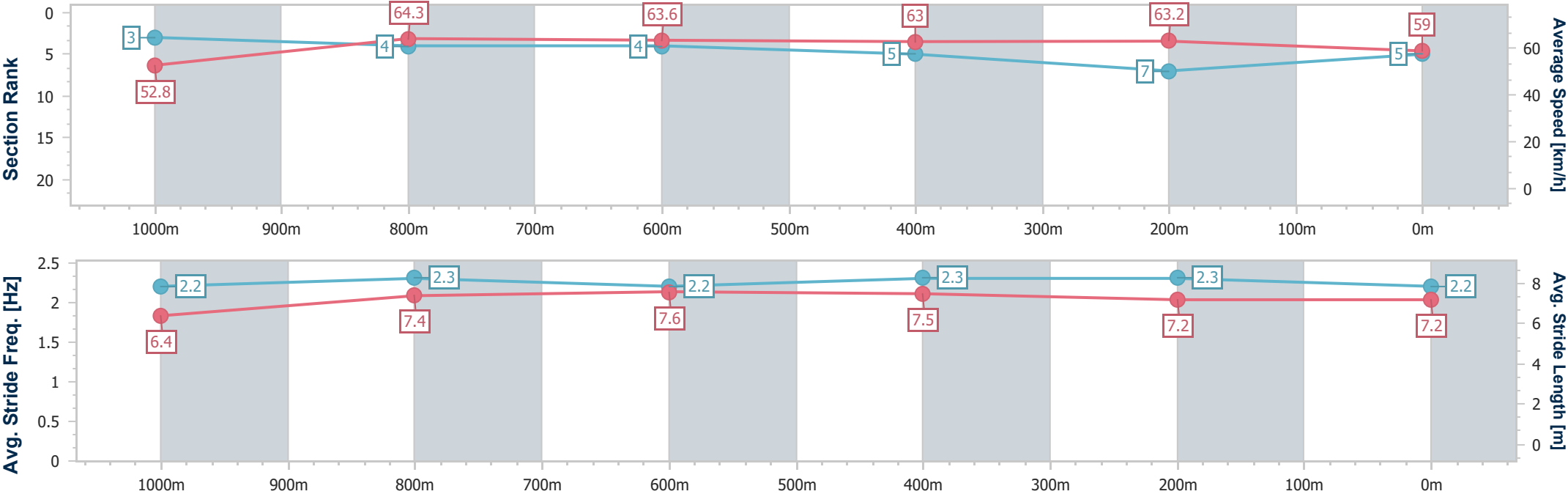
|                                |                 |
|--------------------------------|-----------------|
| Horse/Jockey Name              | Meltdown        |
| Final Rank                     | 5               |
| Fastest Section Time (Section) | 0:11.27 (1000m) |
| Top Speed [km/h] (Section)     | 65.5 (1000m)    |
| Race State                     | Finished        |



Eagle FarmProfessional  
Race 8: LADBROKES ODDS SURGE Class 1 Handicap - 1200m  
07 January 2026 - 17:46  
Track Rating: Good 4, Weather: Fine, Rail Position: +6m Entire



| Section                | Overall                  | 1000m                    | 800m                     | 600m                     | 400m                     | 200m                     |  |  |  |  |  |  |  |
|------------------------|--------------------------|--------------------------|--------------------------|--------------------------|--------------------------|--------------------------|--|--|--|--|--|--|--|
| Section Times          | 1:11.26 [5]<br>(0:13.61) | 0:57.65 [3]<br>(0:11.27) | 0:46.38 [4]<br>(0:11.37) | 0:35.01 [4]<br>(0:11.43) | 0:23.58 [5]<br>(0:11.37) | 0:12.21 [7]<br>(0:12.21) |  |  |  |  |  |  |  |
| Average Speed [km/h]   | 52.8                     | 64.3                     | 63.6                     | 63.0                     | 63.2                     | 59.0                     |  |  |  |  |  |  |  |
| Top Speed [km/h]       | 65.3                     | 65.5                     | 63.7                     | 63.8                     | 64.2                     | 62.0                     |  |  |  |  |  |  |  |
| Avg. Dist. to Rail [m] | 1.9                      | 1.4                      | 0.4                      | 0.9                      | 3.5                      | 3.3                      |  |  |  |  |  |  |  |
| Avg. Stride Freq. [Hz] | 2.2                      | 2.3                      | 2.2                      | 2.3                      | 2.3                      | 2.2                      |  |  |  |  |  |  |  |
| Avg. Stride Length [m] | 6.4                      | 7.4                      | 7.6                      | 7.5                      | 7.2                      | 7.2                      |  |  |  |  |  |  |  |



[ ] Ranking at each section and finish  
-.-.- No data available at this section  
NA No data available



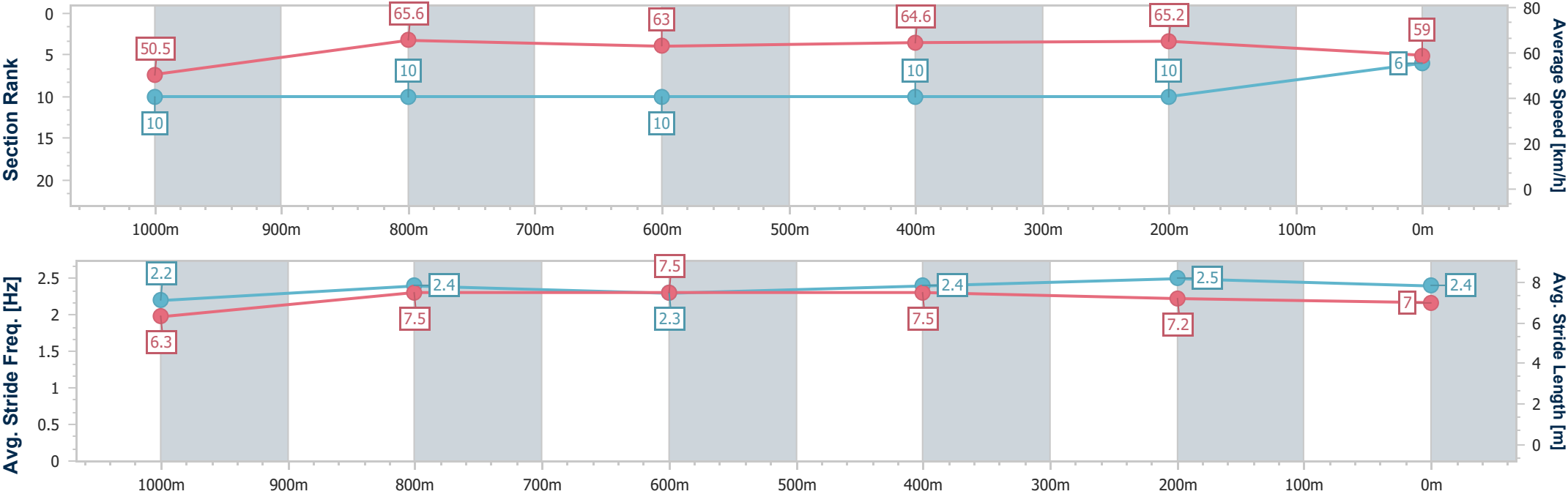
|                                |                |
|--------------------------------|----------------|
| Horse/Jockey Name              | Kilonova       |
| Final Rank                     | 6              |
| Fastest Section Time (Section) | 0:11.07 (400m) |
| Top Speed [km/h] (Section)     | 67.1 (1000m)   |
| Race State                     | Finished       |



Eagle FarmProfessional  
Race 8: LADBROKES ODDS SURGE Class 1 Handicap - 1200m  
07 January 2026 - 17:46  
Track Rating: Good 4, Weather: Fine, Rail Position: +6m Entire



| Section                | Overall                  | 1000m                     | 800m                      | 600m                      | 400m                      | 200m                      |  |  |  |  |  |  |  |
|------------------------|--------------------------|---------------------------|---------------------------|---------------------------|---------------------------|---------------------------|--|--|--|--|--|--|--|
| Section Times          | 1:11.33 [6]<br>(0:14.33) | 0:57.00 [10]<br>(0:11.09) | 0:45.91 [10]<br>(0:11.54) | 0:34.37 [10]<br>(0:11.12) | 0:23.25 [10]<br>(0:11.07) | 0:12.18 [10]<br>(0:12.18) |  |  |  |  |  |  |  |
| Average Speed [km/h]   | 50.5                     | 65.6                      | 63.0                      | 64.6                      | 65.2                      | 59.0                      |  |  |  |  |  |  |  |
| Top Speed [km/h]       | 64.9                     | 67.1                      | 64.8                      | 66.0                      | 66.4                      | 62.6                      |  |  |  |  |  |  |  |
| Avg. Dist. to Rail [m] | 6.7                      | 2.1                       | 2.4                       | 0.6                       | 0.5                       | 0.7                       |  |  |  |  |  |  |  |
| Avg. Stride Freq. [Hz] | 2.2                      | 2.4                       | 2.3                       | 2.4                       | 2.5                       | 2.4                       |  |  |  |  |  |  |  |
| Avg. Stride Length [m] | 6.3                      | 7.5                       | 7.5                       | 7.5                       | 7.2                       | 7.0                       |  |  |  |  |  |  |  |



[ ] Ranking at each section and finish  
-.-.- No data available at this section  
NA No data available



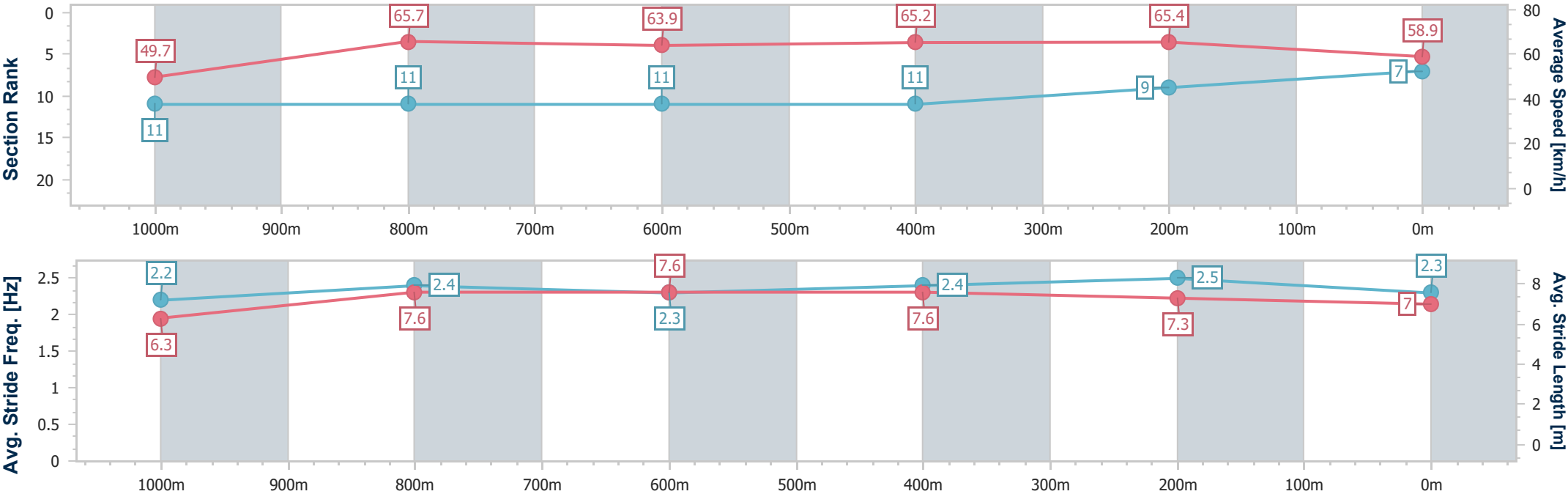
|                                |                |
|--------------------------------|----------------|
| Horse/Jockey Name              | Headstrong     |
| Final Rank                     | 7              |
| Fastest Section Time (Section) | 0:10.98 (400m) |
| Top Speed [km/h] (Section)     | 67.4 (400m)    |
| Race State                     | Finished       |



Eagle FarmProfessional  
Race 8: LADBROKES ODDS SURGE Class 1 Handicap - 1200m  
07 January 2026 - 17:46  
Track Rating: Good 4, Weather: Fine, Rail Position: +6m Entire



| Section                | Overall                  | 1000m                     | 800m                      | 600m                      | 400m                      | 200m                     |  |  |  |  |  |  |  |
|------------------------|--------------------------|---------------------------|---------------------------|---------------------------|---------------------------|--------------------------|--|--|--|--|--|--|--|
| Section Times          | 1:11.37 [7]<br>(0:14.49) | 0:56.88 [11]<br>(0:11.12) | 0:45.76 [11]<br>(0:11.36) | 0:34.40 [11]<br>(0:11.19) | 0:23.21 [11]<br>(0:10.98) | 0:12.23 [9]<br>(0:12.23) |  |  |  |  |  |  |  |
| Average Speed [km/h]   | 49.7                     | 65.7                      | 63.9                      | 65.2                      | 65.4                      | 58.9                     |  |  |  |  |  |  |  |
| Top Speed [km/h]       | 64.0                     | 65.9                      | 65.2                      | 66.5                      | 67.4                      | 63.4                     |  |  |  |  |  |  |  |
| Avg. Dist. to Rail [m] | 5.1                      | 2.5                       | 2.2                       | 2.4                       | 9.8                       | 9.3                      |  |  |  |  |  |  |  |
| Avg. Stride Freq. [Hz] | 2.2                      | 2.4                       | 2.3                       | 2.4                       | 2.5                       | 2.3                      |  |  |  |  |  |  |  |
| Avg. Stride Length [m] | 6.3                      | 7.6                       | 7.6                       | 7.6                       | 7.3                       | 7.0                      |  |  |  |  |  |  |  |







|                                |                |
|--------------------------------|----------------|
| Horse/Jockey Name              | Pee Bee Noir   |
| Final Rank                     | 8              |
| Fastest Section Time (Section) | 0:11.22 (400m) |
| Top Speed [km/h] (Section)     | 66.8 (600m)    |
| Race State                     | Finished       |

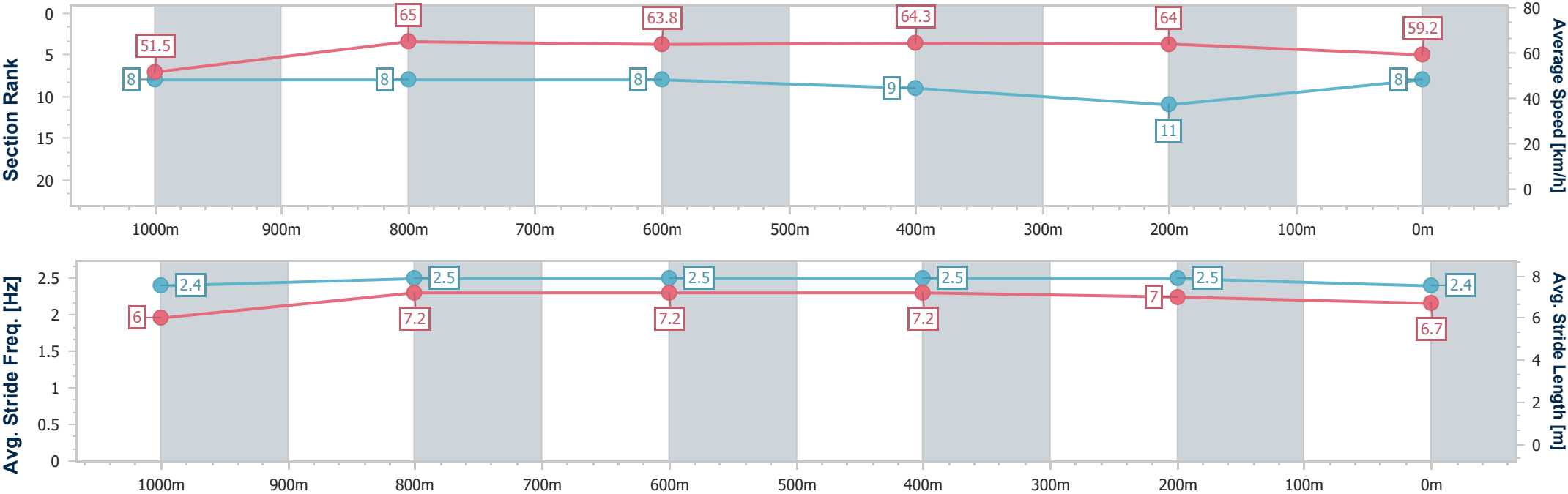


Eagle FarmProfessional  
Race 8: LADBROKES ODDS SURGE Class 1 Handicap - 1200m  
07 January 2026 - 17:46  
Track Rating: Good 4, Weather: Fine, Rail Position: +6m Entire



BRISBANE  
RACING CLUB

| Section                | Overall                  | 1000m                    | 800m                     | 600m                     | 400m                     | 200m                      |  |  |  |  |  |  |  |  |
|------------------------|--------------------------|--------------------------|--------------------------|--------------------------|--------------------------|---------------------------|--|--|--|--|--|--|--|--|
| Section Times          | 1:11.37 [8]<br>(0:14.00) | 0:57.37 [8]<br>(0:11.24) | 0:46.13 [8]<br>(0:11.45) | 0:34.68 [8]<br>(0:11.30) | 0:23.38 [9]<br>(0:11.22) | 0:12.16 [11]<br>(0:12.16) |  |  |  |  |  |  |  |  |
| Average Speed [km/h]   | 51.5                     | 65.0                     | 63.8                     | 64.3                     | 64.0                     | 59.2                      |  |  |  |  |  |  |  |  |
| Top Speed [km/h]       | 65.5                     | 65.7                     | 64.4                     | 66.8                     | 66.5                     | 61.5                      |  |  |  |  |  |  |  |  |
| Avg. Dist. to Rail [m] | 6.8                      | 2.8                      | 3.0                      | 1.6                      | 3.6                      | 2.6                       |  |  |  |  |  |  |  |  |
| Avg. Stride Freq. [Hz] | 2.4                      | 2.5                      | 2.5                      | 2.5                      | 2.5                      | 2.4                       |  |  |  |  |  |  |  |  |
| Avg. Stride Length [m] | 6.0                      | 7.2                      | 7.2                      | 7.2                      | 7.0                      | 6.7                       |  |  |  |  |  |  |  |  |





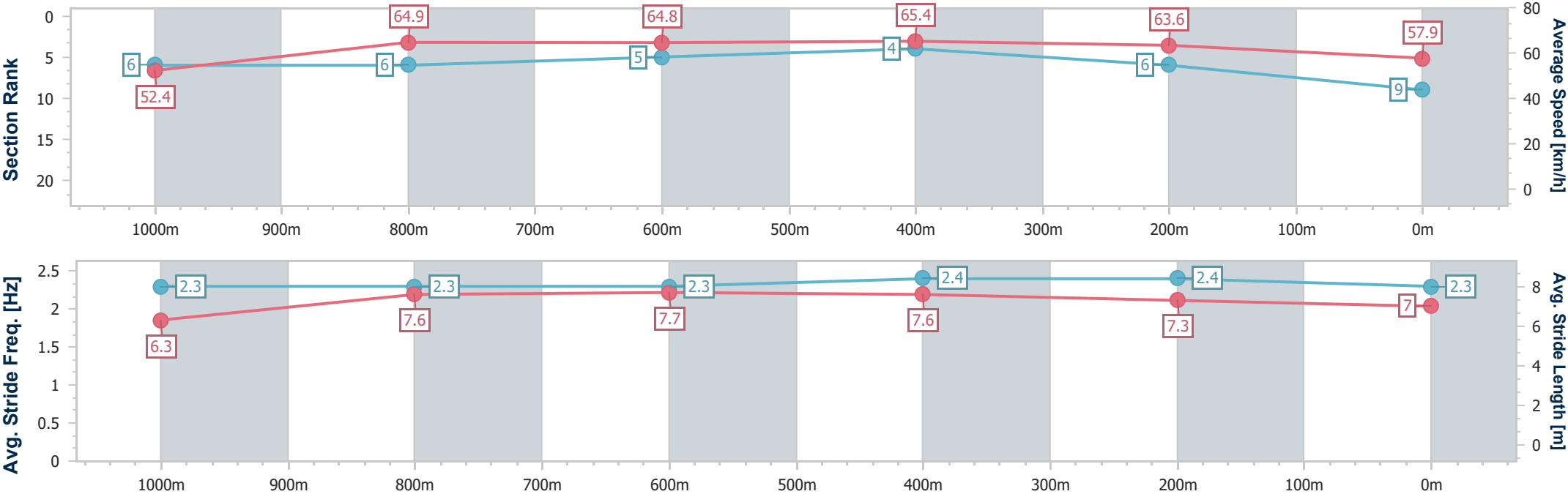
|                                |                |
|--------------------------------|----------------|
| Horse/Jockey Name              | Simply Fun     |
| Final Rank                     | 9              |
| Fastest Section Time (Section) | 0:11.22 (600m) |
| Top Speed [km/h] (Section)     | 65.7 (600m)    |
| Race State                     | Finished       |



Eagle FarmProfessional  
Race 8: LADBROKES ODDS SURGE Class 1 Handicap - 1200m  
07 January 2026 - 17:46  
Track Rating: Good 4, Weather: Fine, Rail Position: +6m Entire



| Section                | Overall                  | 1000m                    | 800m                     | 600m                     | 400m                     | 200m                     |  |  |  |  |  |  |  |  |
|------------------------|--------------------------|--------------------------|--------------------------|--------------------------|--------------------------|--------------------------|--|--|--|--|--|--|--|--|
| Section Times          | 1:11.43 [9]<br>(0:13.82) | 0:57.61 [6]<br>(0:11.31) | 0:46.30 [6]<br>(0:11.32) | 0:34.98 [5]<br>(0:11.22) | 0:23.76 [4]<br>(0:11.34) | 0:12.42 [6]<br>(0:12.42) |  |  |  |  |  |  |  |  |
| Average Speed [km/h]   | 52.4                     | 64.9                     | 64.8                     | 65.4                     | 63.6                     | 57.9                     |  |  |  |  |  |  |  |  |
| Top Speed [km/h]       | 64.3                     | 65.5                     | 65.4                     | 65.7                     | 65.6                     | 61.1                     |  |  |  |  |  |  |  |  |
| Avg. Dist. to Rail [m] | 6.8                      | 4.0                      | 3.5                      | 4.4                      | 10.2                     | 8.7                      |  |  |  |  |  |  |  |  |
| Avg. Stride Freq. [Hz] | 2.3                      | 2.3                      | 2.3                      | 2.4                      | 2.4                      | 2.3                      |  |  |  |  |  |  |  |  |
| Avg. Stride Length [m] | 6.3                      | 7.6                      | 7.7                      | 7.6                      | 7.3                      | 7.0                      |  |  |  |  |  |  |  |  |





|                                |                |
|--------------------------------|----------------|
| Horse/Jockey Name              | Col Burn       |
| Final Rank                     | 10             |
| Fastest Section Time (Section) | 0:11.21 (400m) |
| Top Speed [km/h] (Section)     | 67.3 (400m)    |
| Race State                     | Finished       |

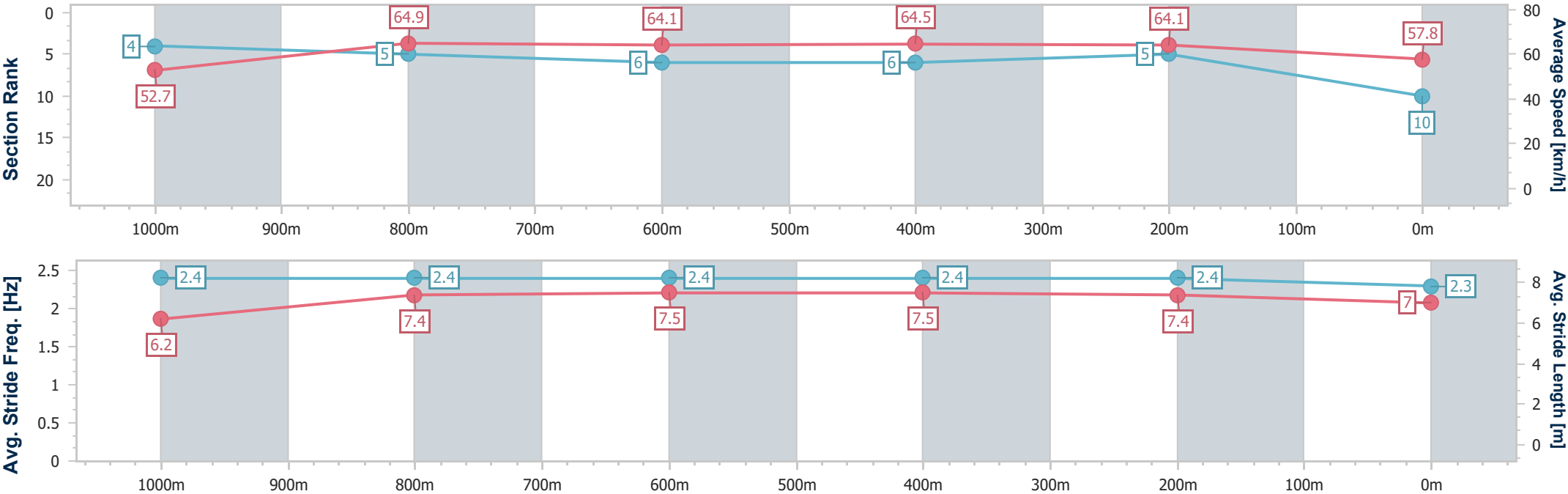


Eagle FarmProfessional  
Race 8: LADBROKES ODDS SURGE Class 1 Handicap - 1200m  
07 January 2026 - 17:46  
Track Rating: Good 4, Weather: Fine, Rail Position: +6m Entire



BRISBANE  
RACING CLUB

| Section                | Overall                   | 1000m                    | 800m                     | 600m                     | 400m                     | 200m                     |  |  |  |  |  |  |  |
|------------------------|---------------------------|--------------------------|--------------------------|--------------------------|--------------------------|--------------------------|--|--|--|--|--|--|--|
| Section Times          | 1:11.44 [10]<br>(0:13.70) | 0:57.74 [4]<br>(0:11.29) | 0:46.45 [5]<br>(0:11.50) | 0:34.95 [6]<br>(0:11.28) | 0:23.67 [6]<br>(0:11.21) | 0:12.46 [5]<br>(0:12.46) |  |  |  |  |  |  |  |
| Average Speed [km/h]   | 52.7                      | 64.9                     | 64.1                     | 64.5                     | 64.1                     | 57.8                     |  |  |  |  |  |  |  |
| Top Speed [km/h]       | 66.8                      | 67.0                     | 65.5                     | 66.4                     | 67.3                     | 61.2                     |  |  |  |  |  |  |  |
| Avg. Dist. to Rail [m] | 3.2                       | 4.0                      | 4.9                      | 2.2                      | 4.4                      | 2.5                      |  |  |  |  |  |  |  |
| Avg. Stride Freq. [Hz] | 2.4                       | 2.4                      | 2.4                      | 2.4                      | 2.4                      | 2.3                      |  |  |  |  |  |  |  |
| Avg. Stride Length [m] | 6.2                       | 7.4                      | 7.5                      | 7.5                      | 7.4                      | 7.0                      |  |  |  |  |  |  |  |





|                                |                |
|--------------------------------|----------------|
| Horse/Jockey Name              | Meet George    |
| Final Rank                     | 11             |
| Fastest Section Time (Section) | 0:11.18 (600m) |
| Top Speed [km/h] (Section)     | 67.8 (Overall) |
| Race State                     | Finished       |



Eagle FarmProfessional  
Race 8: LADBROKES ODDS SURGE Class 1 Handicap - 1200m  
07 January 2026 - 17:46  
Track Rating: Good 4, Weather: Fine, Rail Position: +6m Entire



| Section                | Overall                   | 1000m                    | 800m                     | 600m                     | 400m                     | 200m                     |  |  |  |  |  |  |  |
|------------------------|---------------------------|--------------------------|--------------------------|--------------------------|--------------------------|--------------------------|--|--|--|--|--|--|--|
| Section Times          | 1:11.92 [11]<br>(0:13.44) | 0:58.48 [1]<br>(0:11.25) | 0:47.23 [1]<br>(0:11.38) | 0:35.85 [1]<br>(0:11.18) | 0:24.67 [1]<br>(0:11.73) | 0:12.94 [4]<br>(0:12.94) |  |  |  |  |  |  |  |
| Average Speed [km/h]   | 53.4                      | 64.8                     | 63.6                     | 64.1                     | 61.6                     | 55.7                     |  |  |  |  |  |  |  |
| Top Speed [km/h]       | 67.8                      | 66.3                     | 64.7                     | 65.3                     | 63.9                     | 59.0                     |  |  |  |  |  |  |  |
| Avg. Dist. to Rail [m] | 3.0                       | 1.6                      | 1.1                      | 0.6                      | 4.1                      | 3.7                      |  |  |  |  |  |  |  |
| Avg. Stride Freq. [Hz] | 2.3                       | 2.3                      | 2.3                      | 2.4                      | 2.3                      | 2.2                      |  |  |  |  |  |  |  |
| Avg. Stride Length [m] | 6.5                       | 7.7                      | 7.6                      | 7.5                      | 7.4                      | 7.1                      |  |  |  |  |  |  |  |

