



Rockhampton Professional  
Race 1: GREAT NORTHERN Maiden Plate - 1600m  
08 January 2026 - 12:36



Track Rating: Soft 5, Weather: Overcast, Rail Position: +0.5m Entire

Section						Overall	1400m	1200m	1000m	800m	600m	400m	Last 600m	
Field Times						1:38.39 (0:13.28)	1:25.11 (0:11.72)	1:13.39 (0:12.20)	1:01.19 (0:12.91)	0:48.28 (0:13.07)	0:35.21 (0:11.88)	0:23.33 (0:11.32)	0:35.21	
Rank	TAB	Horse/Jockey	Barrier	Top Speed [km/h]	Fastest Section									Distance Travelled [m]
1	3	BE BOB ALOOLA	2	66.2	0:11.13	1:38.39 [1]	1:24.69 [3]	1:13.03 [4]	1:00.83 [4]	0:47.91 [4]	0:34.75 [3]	0:23.13 [4]	0:34.75	
		Raul Silvera Olivera		600m	400m	(0:13.70)	(0:11.66)	(0:12.20)	(0:12.92)	(0:13.16)	(0:11.62)	(0:11.13)		
2	7	ZOUSAIN GIRL	1	65.9	0:11.15	1:38.47 [2]	1:24.76 [4]	1:13.20 [3]	1:00.96 [3]	0:48.07 [3]	0:34.82 [4]	0:23.24 [3]	0:34.82	-2
		Karl Zechner		600m	400m	(0:13.71)	(0:11.56)	(0:12.24)	(0:12.89)	(0:13.25)	(0:11.58)	(0:11.15)		
3	1	READY LIGHTLY	7	64.5	0:11.49	1:38.78 [3]	1:25.34 [2]	1:13.78 [1]	1:01.58 [1]	0:48.67 [2]	0:35.44 [2]	0:23.69 [2]	0:35.44	+4
		Julie Busuttin		Overall	400m	(0:13.44)	(0:11.56)	(0:12.20)	(0:12.91)	(0:13.23)	(0:11.75)	(0:11.49)		
4	6	CIRQUE DE LA VIE	4	63.5	0:11.53	1:38.83 [4]	1:25.55 [1]	1:13.82 [2]	1:01.57 [2]	0:48.72 [1]	0:35.65 [1]	0:23.77 [1]	0:35.65	-4
		Warwick Satherley		400m	400m	(0:13.28)	(0:11.73)	(0:12.25)	(0:12.85)	(0:13.07)	(0:11.88)	(0:11.53)		
5	2	STELLAR LEGEND	3	65.2	0:11.37	1:38.95 [5]	1:24.97 [5]	1:13.33 [5]	1:01.19 [5]	0:48.32 [5]	0:35.02 [5]	0:23.37 [5]	0:35.02	+0
		Adam Sewell		400m	400m	(0:13.98)	(0:11.64)	(0:12.14)	(0:12.87)	(0:13.30)	(0:11.65)	(0:11.37)		
6	5	ANNA CHATABOX	6	64.8	0:11.31	1:39.23 [6]	1:25.13 [6]	1:13.52 [6]	1:01.33 [6]	0:48.43 [6]	0:35.18 [7]	0:23.47 [6]	0:35.18	-2
		Jason Taylor		400m	400m	(0:14.10)	(0:11.61)	(0:12.19)	(0:12.90)	(0:13.25)	(0:11.71)	(0:11.31)		
7	4	MAHTIKKAINSTINCT	5	63.2	0:11.56	1:39.73 [7]	1:25.51 [7]	1:13.85 [7]	1:01.75 [7]	0:48.83 [7]	0:35.69 [6]	0:23.86 [7]	0:35.69	+1
		Chris McIver		400m	400m	(0:14.22)	(0:11.66)	(0:12.10)	(0:12.92)	(0:13.14)	(0:11.83)	(0:11.56)		



Rockhampton Professional  
Race 1: GREAT NORTHERN Maiden Plate - 1600m  
08 January 2026 - 12:36



Track Rating: Soft 5, Weather: Overcast, Rail Position: +0.5m Entire

Section		Field Times		200m		Last 600m			
				0:12.01 (0:12.01)		0:35.21			
Rank	TAB	Horse/Jockey	Barrier	Top Speed [km/h]	Fastest Section	Margin			Distance Travelled [m]
1	3	BE BOB ALOOLA	2	66.2	0:11.13	0:12.00 [2]	1:38.39	0:34.75	
		Raul Silvera Olivera		600m	400m	(0:12.00)			
2	7	ZOUSAIN GIRL	1	65.9	0:11.15	0:12.09 [1]	0.52L	0:34.82	-2
		Karl Zechner		600m	400m	(0:12.09)			
3	1	READY LIGHTLY	7	64.5	0:11.49	0:12.20 [3]	2.33L	0:35.44	+4
		Julie Busuttin		Overall	400m	(0:12.20)			
4	6	CIRQUE DE LA VIE	4	63.5	0:11.53	0:12.24 [4]	2.6L	0:35.65	-4
		Warwick Satherley		400m	400m	(0:12.24)			
5	2	STELLAR LEGEND	3	65.2	0:11.37	0:12.00 [5]	3.31L	0:35.02	+0
		Adam Sewell		400m	400m	(0:12.00)			
6	5	ANNA CHATABOX	6	64.8	0:11.31	0:12.16 [6]	4.95L	0:35.18	-2
		Jason Taylor		400m	400m	(0:12.16)			
7	4	MAHTIKKAINSTINCT	5	63.2	0:11.56	0:12.30 [7]	7.89L	0:35.69	+1
		Chris McIver		400m	400m	(0:12.30)			



Horse/Jockey Name	Be Bob Aloola
Final Rank	1
Fastest Section Time (Section)	0:11.13 (400m)
Top Speed [km/h] (Section)	66.2 (600m)
Race State	Finished

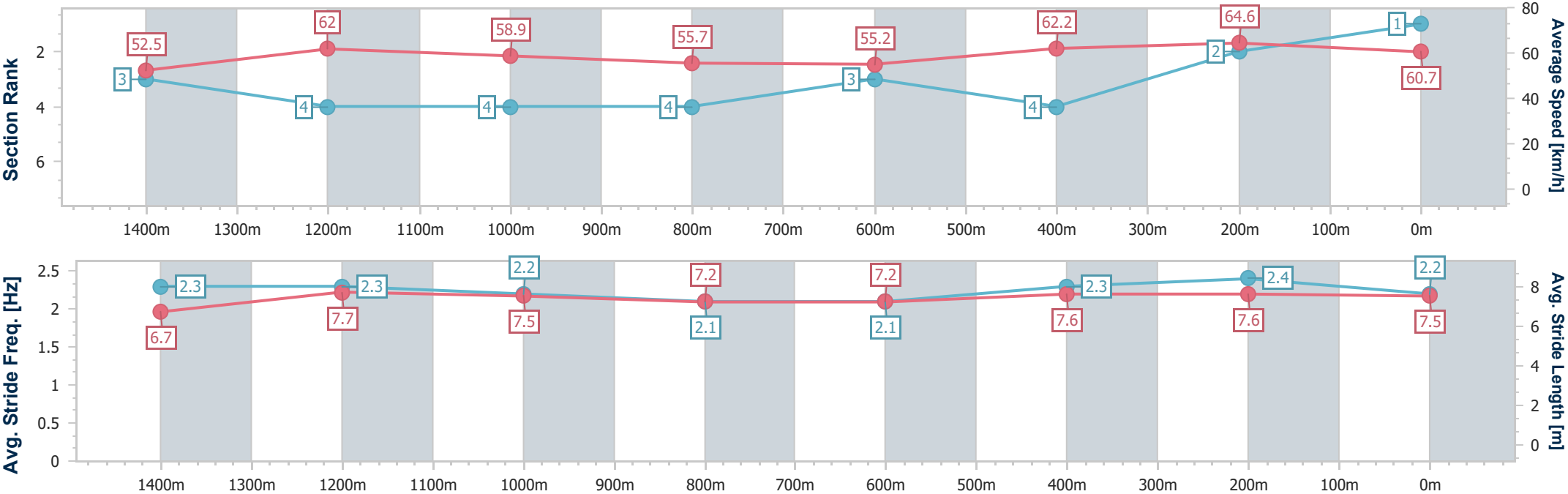


RockhamptonProfessional  
Race 1: GREAT NORTHERN Maiden Plate - 1600m  
08 January 2026 - 12:36



Track Rating: Soft 5, Weather: Overcast, Rail Position: +0.5m Entire

Section	Overall	1400m	1200m	1000m	800m	600m	400m	200m					
Section Times	1:38.39 [1] (0:13.70)	1:24.69 [3] (0:11.66)	1:13.03 [4] (0:12.20)	1:00.83 [4] (0:12.92)	0:47.91 [4] (0:13.16)	0:34.75 [3] (0:11.62)	0:23.13 [4] (0:11.13)	0:12.00 [2] (0:12.00)					
Average Speed [km/h]	52.5	62.0	58.9	55.7	55.2	62.2	64.6	60.7					
Top Speed [km/h]	62.3	62.6	62.0	57.5	57.2	66.2	66.2	63.2					
Avg. Dist. to Rail [m]	2.7	0.3	0.4	0.2	1.3	3.6	6.2	6.8					
Avg. Stride Freq. [Hz]	2.3	2.3	2.2	2.1	2.1	2.3	2.4	2.2					
Avg. Stride Length [m]	6.7	7.7	7.5	7.2	7.2	7.6	7.6	7.5					





Horse/Jockey Name	Zousain Girl
Final Rank	2
Fastest Section Time (Section)	0:11.15 (400m)
Top Speed [km/h] (Section)	65.9 (600m)
Race State	Finished



RockhamptonProfessional

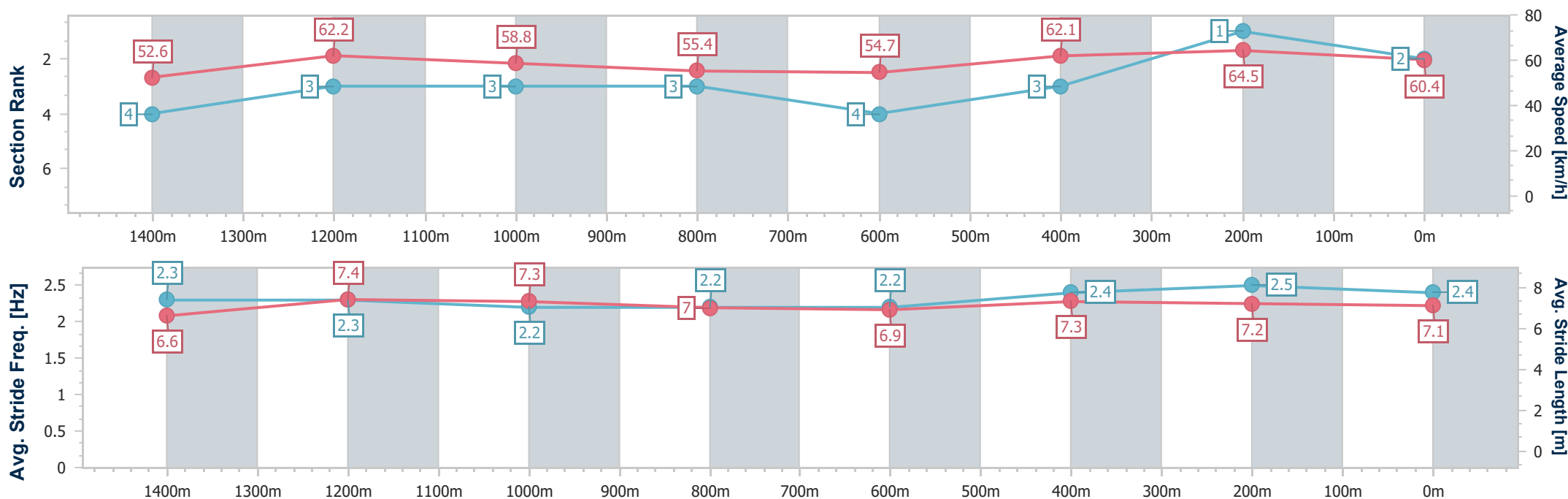
Race 1: GREAT NORTHERN Maiden Plate - 1600m

08 January 2026 - 12:36

Track Rating: Soft 5, Weather: Overcast, Rail Position: +0.5m Entire



Section	Overall	1400m	1200m	1000m	800m	600m	400m	200m					
Section Times	1:38.47 [2] (0:13.71)	1:24.76 [4] (0:11.56)	1:13.20 [3] (0:12.24)	1:00.96 [3] (0:12.89)	0:48.07 [3] (0:13.25)	0:34.82 [4] (0:11.58)	0:23.24 [3] (0:11.15)	0:12.09 [1] (0:12.09)					
Average Speed [km/h]	52.6	62.2	58.8	55.4	54.7	62.1	64.5	60.4					
Top Speed [km/h]	63.3	63.3	62.2	57.4	57.0	65.9	65.7	63.7					
Avg. Dist. to Rail [m]	2.4	1.4	1.9	1.4	1.1	2.9	5.7	5.4					
Avg. Stride Freq. [Hz]	2.3	2.3	2.2	2.2	2.2	2.4	2.5	2.4					
Avg. Stride Length [m]	6.6	7.4	7.3	7.0	6.9	7.3	7.2	7.1					





Horse/Jockey Name	Ready Lightly
Final Rank	3
Fastest Section Time (Section)	0:11.49 (400m)
Top Speed [km/h] (Section)	64.5 (Overall)
Race State	Finished

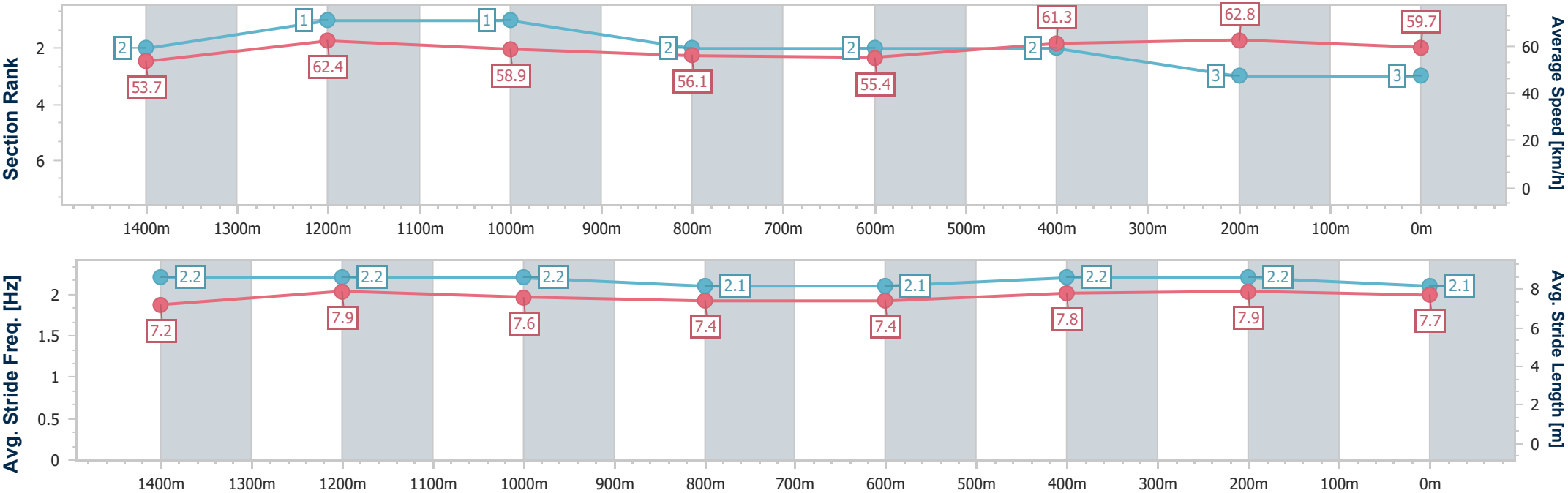


RockhamptonProfessional  
Race 1: GREAT NORTHERN Maiden Plate - 1600m  
08 January 2026 - 12:36



Track Rating: Soft 5, Weather: Overcast, Rail Position: +0.5m Entire

Section	Overall	1400m	1200m	1000m	800m	600m	400m	200m					
Section Times	1:38.78 [3] (0:13.44)	1:25.34 [2] (0:11.56)	1:13.78 [1] (0:12.20)	1:01.58 [1] (0:12.91)	0:48.67 [2] (0:13.23)	0:35.44 [2] (0:11.75)	0:23.69 [2] (0:11.49)	0:12.20 [3] (0:12.20)					
Average Speed [km/h]	53.7	62.4	58.9	56.1	55.4	61.3	62.8	59.7					
Top Speed [km/h]	64.5	64.5	61.5	57.2	57.3	63.7	64.0	60.7					
Avg. Dist. to Rail [m]	6.1	0.3	0.6	0.5	2.6	3.2	4.2	4.3					
Avg. Stride Freq. [Hz]	2.2	2.2	2.2	2.1	2.1	2.2	2.2	2.1					
Avg. Stride Length [m]	7.2	7.9	7.6	7.4	7.4	7.8	7.9	7.7					





Horse/Jockey Name	Cirque De La Vie
Final Rank	4
Fastest Section Time (Section)	0:11.53 (400m)
Top Speed [km/h] (Section)	63.5 (400m)
Race State	Finished

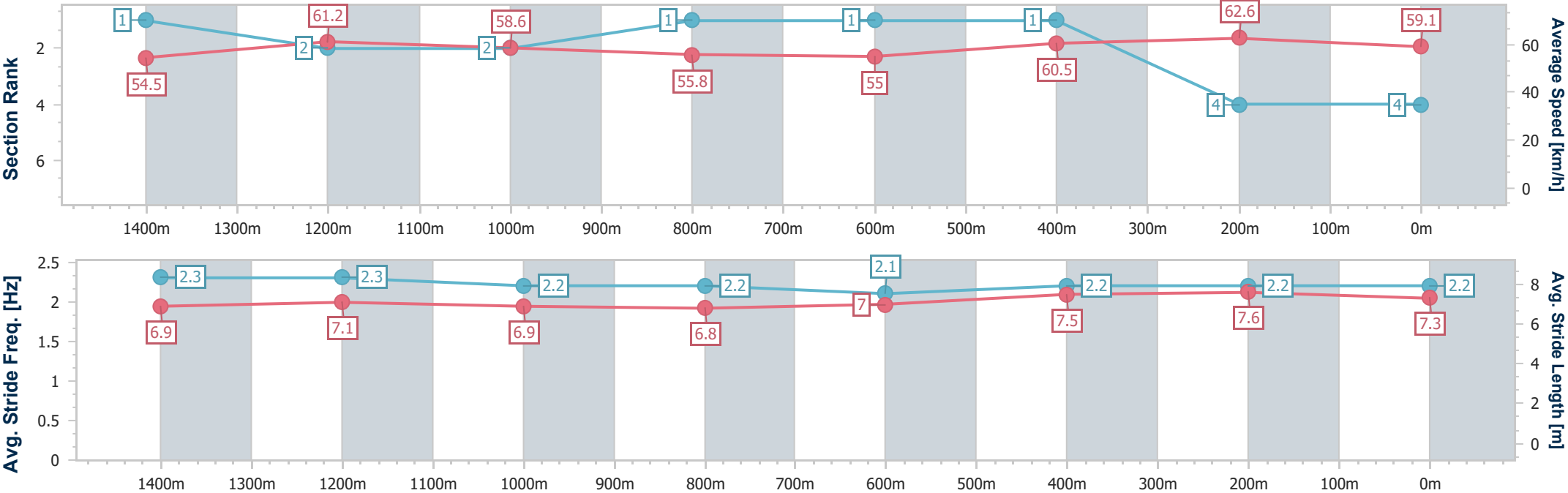


RockhamptonProfessional  
Race 1: GREAT NORTHERN Maiden Plate - 1600m  
08 January 2026 - 12:36



Track Rating: Soft 5, Weather: Overcast, Rail Position: +0.5m Entire

Section	Overall	1400m	1200m	1000m	800m	600m	400m	200m					
Section Times	1:38.83 [4] (0:13.28)	1:25.55 [1] (0:11.73)	1:13.82 [2] (0:12.25)	1:01.57 [2] (0:12.85)	0:48.72 [1] (0:13.07)	0:35.65 [1] (0:11.88)	0:23.77 [1] (0:11.53)	0:12.24 [4] (0:12.24)					
Average Speed [km/h]	54.5	61.2	58.6	55.8	55.0	60.5	62.6	59.1					
Top Speed [km/h]	62.7	62.9	61.1	57.6	55.6	63.1	63.5	61.1					
Avg. Dist. to Rail [m]	4.0	0.3	0.5	1.0	1.0	0.9	1.5	1.7					
Avg. Stride Freq. [Hz]	2.3	2.3	2.2	2.2	2.1	2.2	2.2	2.2					
Avg. Stride Length [m]	6.9	7.1	6.9	6.8	7.0	7.5	7.6	7.3					





Horse/Jockey Name	Stellar Legend
Final Rank	5
Fastest Section Time (Section)	0:11.37 (400m)
Top Speed [km/h] (Section)	65.2 (400m)
Race State	Finished

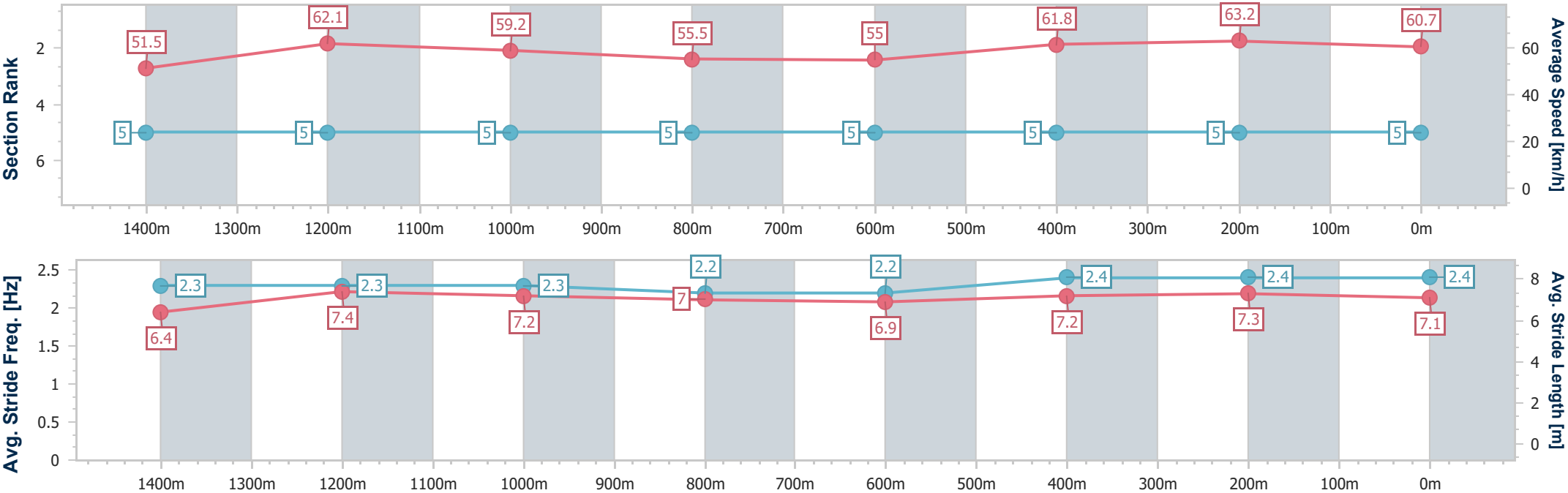


RockhamptonProfessional  
Race 1: GREAT NORTHERN Maiden Plate - 1600m  
08 January 2026 - 12:36



Track Rating: Soft 5, Weather: Overcast, Rail Position: +0.5m Entire

Section	Overall	1400m	1200m	1000m	800m	600m	400m	200m					
Section Times	1:38.95 [5] (0:13.98)	1:24.97 [5] (0:11.64)	1:13.33 [5] (0:12.14)	1:01.19 [5] (0:12.87)	0:48.32 [5] (0:13.30)	0:35.02 [5] (0:11.65)	0:23.37 [5] (0:11.37)	0:12.00 [5] (0:12.00)					
Average Speed [km/h]	51.5	62.1	59.2	55.5	55.0	61.8	63.2	60.7					
Top Speed [km/h]	61.3	62.1	61.3	56.7	57.4	64.9	65.2	63.7					
Avg. Dist. to Rail [m]	3.9	0.8	0.9	0.8	1.4	2.7	4.5	6.8					
Avg. Stride Freq. [Hz]	2.3	2.3	2.3	2.2	2.2	2.4	2.4	2.4					
Avg. Stride Length [m]	6.4	7.4	7.2	7.0	6.9	7.2	7.3	7.1					





Horse/Jockey Name	Anna Chatabox
Final Rank	6
Fastest Section Time (Section)	0:11.31 (400m)
Top Speed [km/h] (Section)	64.8 (400m)
Race State	Finished

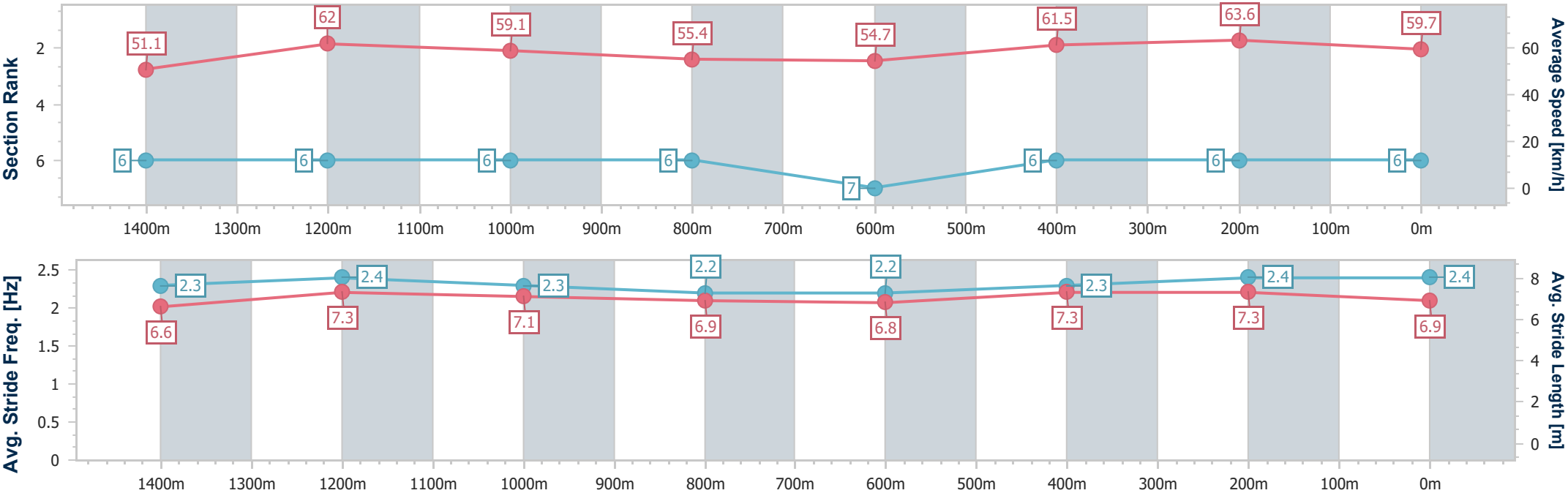


RockhamptonProfessional  
Race 1: GREAT NORTHERN Maiden Plate - 1600m  
08 January 2026 - 12:36



Track Rating: Soft 5, Weather: Overcast, Rail Position: +0.5m Entire

Section	Overall	1400m	1200m	1000m	800m	600m	400m	200m					
Section Times	1:39.23 [6] (0:14.10)	1:25.13 [6] (0:11.61)	1:13.52 [6] (0:12.19)	1:01.33 [6] (0:12.90)	0:48.43 [6] (0:13.25)	0:35.18 [7] (0:11.71)	0:23.47 [6] (0:11.31)	0:12.16 [6] (0:12.16)					
Average Speed [km/h]	51.1	62.0	59.1	55.4	54.7	61.5	63.6	59.7					
Top Speed [km/h]	61.5	63.7	61.6	57.2	56.7	64.6	64.8	62.6					
Avg. Dist. to Rail [m]	6.4	0.5	0.3	0.5	1.0	3.0	6.1	8.1					
Avg. Stride Freq. [Hz]	2.3	2.4	2.3	2.2	2.2	2.3	2.4	2.4					
Avg. Stride Length [m]	6.6	7.3	7.1	6.9	6.8	7.3	7.3	6.9					





Horse/Jockey Name	Mahtikkainstinct
Final Rank	7
Fastest Section Time (Section)	0:11.56 (400m)
Top Speed [km/h] (Section)	63.2 (400m)
Race State	Finished

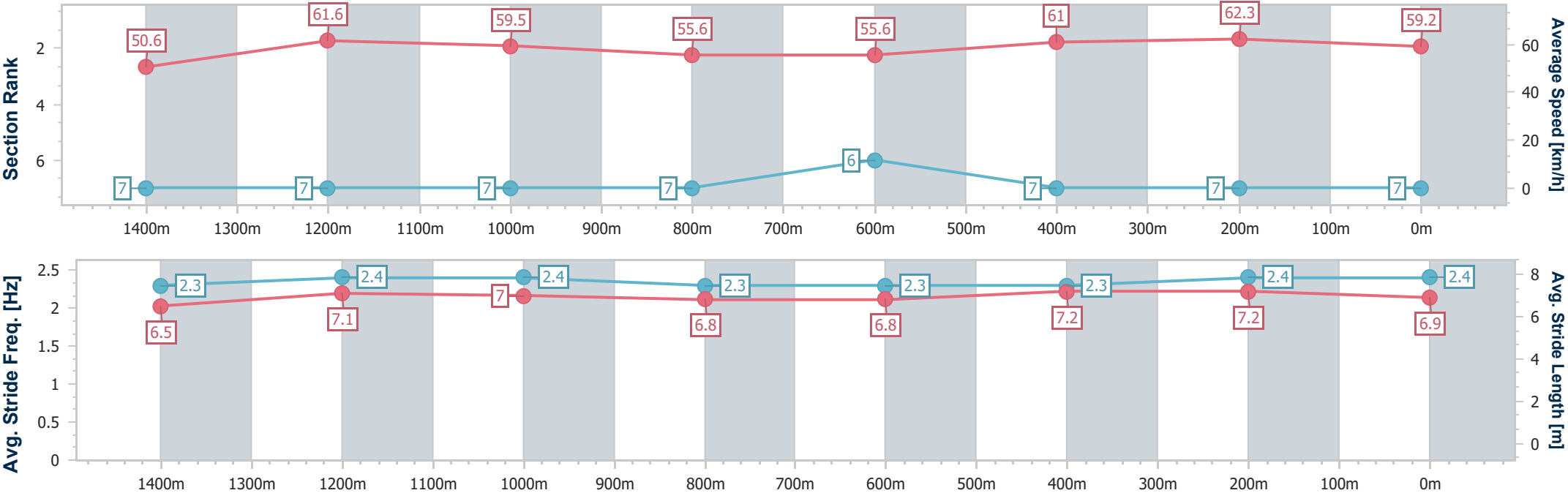


RockhamptonProfessional  
Race 1: GREAT NORTHERN Maiden Plate - 1600m  
08 January 2026 - 12:36



Track Rating: Soft 5, Weather: Overcast, Rail Position: +0.5m Entire

Section	Overall	1400m	1200m	1000m	800m	600m	400m	200m					
Section Times	1:39.73 [7] (0:14.22)	1:25.51 [7] (0:11.66)	1:13.85 [7] (0:12.10)	1:01.75 [7] (0:12.92)	0:48.83 [7] (0:13.14)	0:35.69 [6] (0:11.83)	0:23.86 [7] (0:11.56)	0:12.30 [7] (0:12.30)					
Average Speed [km/h]	50.6	61.6	59.5	55.6	55.6	61.0	62.3	59.2					
Top Speed [km/h]	61.7	62.5	61.0	57.1	58.1	62.5	63.2	61.7					
Avg. Dist. to Rail [m]	4.9	0.5	0.6	0.4	1.8	4.7	6.5	6.9					
Avg. Stride Freq. [Hz]	2.3	2.4	2.4	2.3	2.3	2.3	2.4	2.4					
Avg. Stride Length [m]	6.5	7.1	7.0	6.8	6.8	7.2	7.2	6.9					





Rockhampton Professional  
Race 2: TAB OPEN Handicap - 1050m  
08 January 2026 - 13:11



Track Rating: Soft 5, Weather: Overcast, Rail Position: +0.5m Entire

Section		Overall				1000m	800m	600m	400m	200m	Last 600m		
Field Times		0:59.71 (0:04.07)				0:55.64 (0:11.48)	0:44.16 (0:11.43)	0:32.73 (0:10.69)	0:22.04 (0:10.66)	0:11.38 (0:11.38)	0:00.00		
Rank	TAB Horse/Jockey	Barrier	Top Speed [km/h]	Fastest Section					Margin		Margin	Distance Travelled [m]	
1	2 DOUBTING EYE Raul Silvera Olivera	3	Data was not able to be tracked for this horse		-:--:--	-:--:--	-:--:--	-:--:--	-:--:--	-:--:--	0:59.67	-:--:--	----
2	3 EARLY FUSION McKenzie Apel	5	69.2 400m	0:04.07 Overall	0:59.71 [2] (0:04.07)	0:55.64 [1] (0:11.48)	0:44.16 [1] (0:11.43)	0:32.73 [1] (0:10.69)	0:22.04 [1] (0:10.66)	0:11.38 [1] (0:11.38)	0.24L	0:32.73	--
3	5 OBLIGATED Adam Sewell	6	70.5 400m	0:04.38 Overall	0:59.93 [3] (0:04.38)	0:55.55 [5] (0:11.61)	0:43.94 [5] (0:11.44)	0:32.50 [5] (0:10.67)	0:21.83 [5] (0:10.46)	0:11.37 [2] (0:11.37)	1.5L	0:32.50	--
4	7 CAPTAIN FOX Chris McIver	2	68.5 600m	0:04.32 Overall	1:00.16 [4] (0:04.32)	0:55.84 [4] (0:11.60)	0:44.24 [4] (0:11.30)	0:32.94 [4] (0:10.76)	0:22.18 [3] (0:10.74)	0:11.44 [4] (0:11.44)	2.85L	0:32.94	--
5	4 MEDIA EMPIRE Warwick Satherley	4	68.4 600m	0:04.24 Overall	1:00.24 [5] (0:04.24)	0:56.00 [3] (0:11.47)	0:44.53 [3] (0:11.33)	0:33.20 [2] (0:10.78)	0:22.42 [2] (0:10.82)	0:11.60 [3] (0:11.60)	3.36L	0:33.20	--
6	6 MR TANGLES Natalea Summers	1	67.5 600m	0:04.16 Overall	1:01.02 [6] (0:04.16)	0:56.86 [2] (0:11.54)	0:45.32 [2] (0:11.39)	0:33.93 [3] (0:10.90)	0:23.03 [4] (0:10.92)	0:12.11 [5] (0:12.11)	7.92L	0:33.93	--

Scratched: Master Montaro (#1)



Horse/Jockey Name	Early Fusion
Final Rank	2
Fastest Section Time (Section)	0:04.07 (Overall)
Top Speed [km/h] (Section)	69.2 (400m)
Race State	Finished

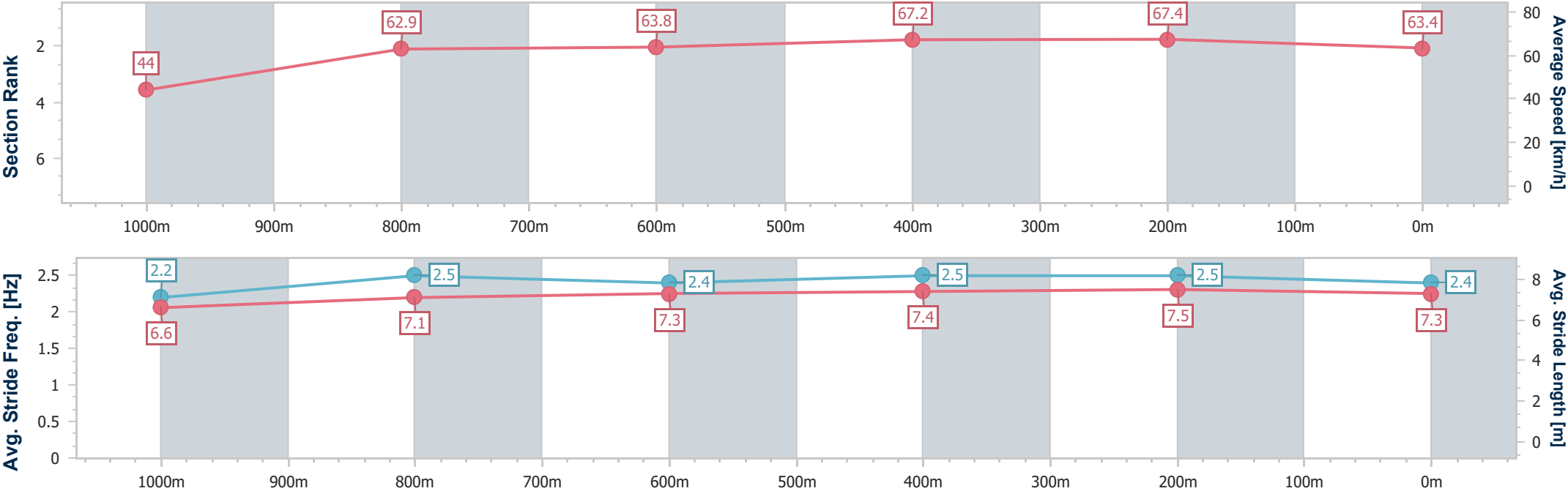


RockhamptonProfessional  
Race 2: TAB OPEN Handicap - 1050m  
08 January 2026 - 13:11



Track Rating: Soft 5, Weather: Overcast, Rail Position: +0.5m Entire

Section	Overall	1000m	800m	600m	400m	200m							
Section Times	0:59.71 [2] (0:04.07)	0:55.64 [1] (0:11.48)	0:44.16 [1] (0:11.43)	0:32.73 [1] (0:10.69)	0:22.04 [1] (0:10.66)	0:11.38 [1] (0:11.38)							
Average Speed [km/h]	44.0	62.9	63.8	67.2	67.4	63.4							
Top Speed [km/h]	55.7	65.2	66.5	69.0	69.2	66.2							
Avg. Dist. to Rail [m]	9.0	1.7	1.4	0.3	1.2	4.4							
Avg. Stride Freq. [Hz]	2.2	2.5	2.4	2.5	2.5	2.4							
Avg. Stride Length [m]	6.6	7.1	7.3	7.4	7.5	7.3							





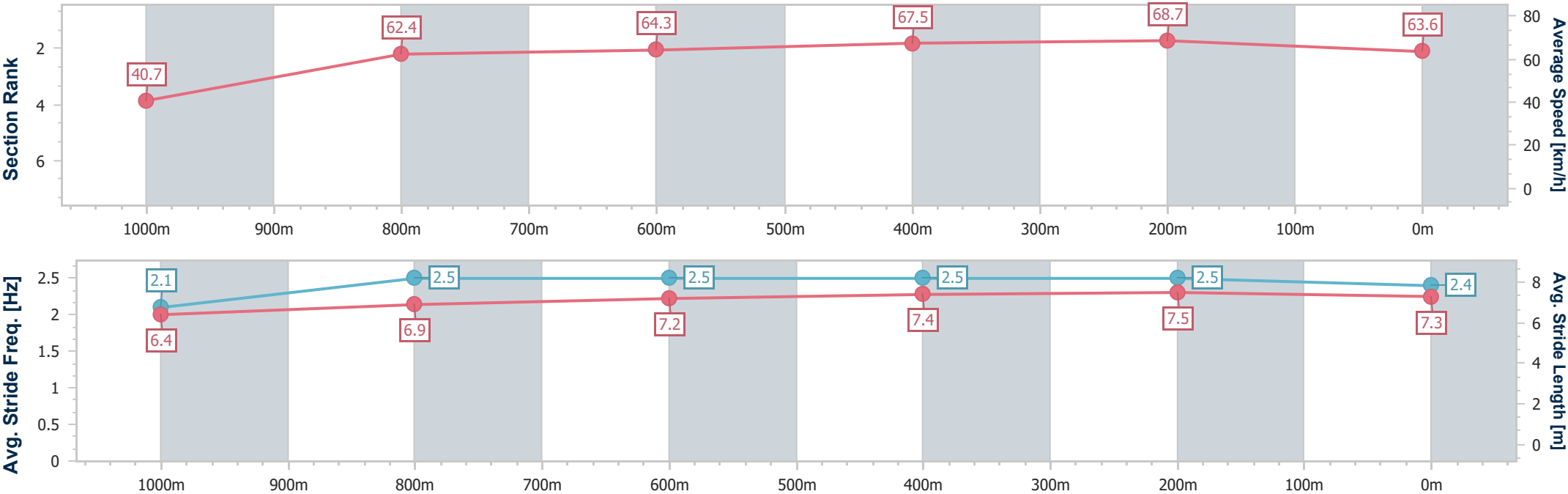
Horse/Jockey Name	Obligated
Final Rank	3
Fastest Section Time (Section)	0:04.38 (Overall)
Top Speed [km/h] (Section)	70.5 (400m)
Race State	Finished



RockhamptonProfessional  
Race 2: TAB OPEN Handicap - 1050m  
08 January 2026 - 13:11  
Track Rating: Soft 5, Weather: Overcast, Rail Position: +0.5m Entire



Section	Overall	1000m	800m	600m	400m	200m							
Section Times	0:59.93 [3] (0:04.38)	0:55.55 [5] (0:11.61)	0:43.94 [5] (0:11.44)	0:32.50 [5] (0:10.67)	0:21.83 [5] (0:10.46)	0:11.37 [2] (0:11.37)							
Average Speed [km/h]	40.7	62.4	64.3	67.5	68.7	63.6							
Top Speed [km/h]	51.5	64.9	65.7	69.9	70.5	67.4							
Avg. Dist. to Rail [m]	11.2	2.4	2.4	3.3	3.6	4.7							
Avg. Stride Freq. [Hz]	2.1	2.5	2.5	2.5	2.5	2.4							
Avg. Stride Length [m]	6.4	6.9	7.2	7.4	7.5	7.3							





Horse/Jockey Name	Captain Fox
Final Rank	4
Fastest Section Time (Section)	0:04.32 (Overall)
Top Speed [km/h] (Section)	68.5 (600m)
Race State	Finished

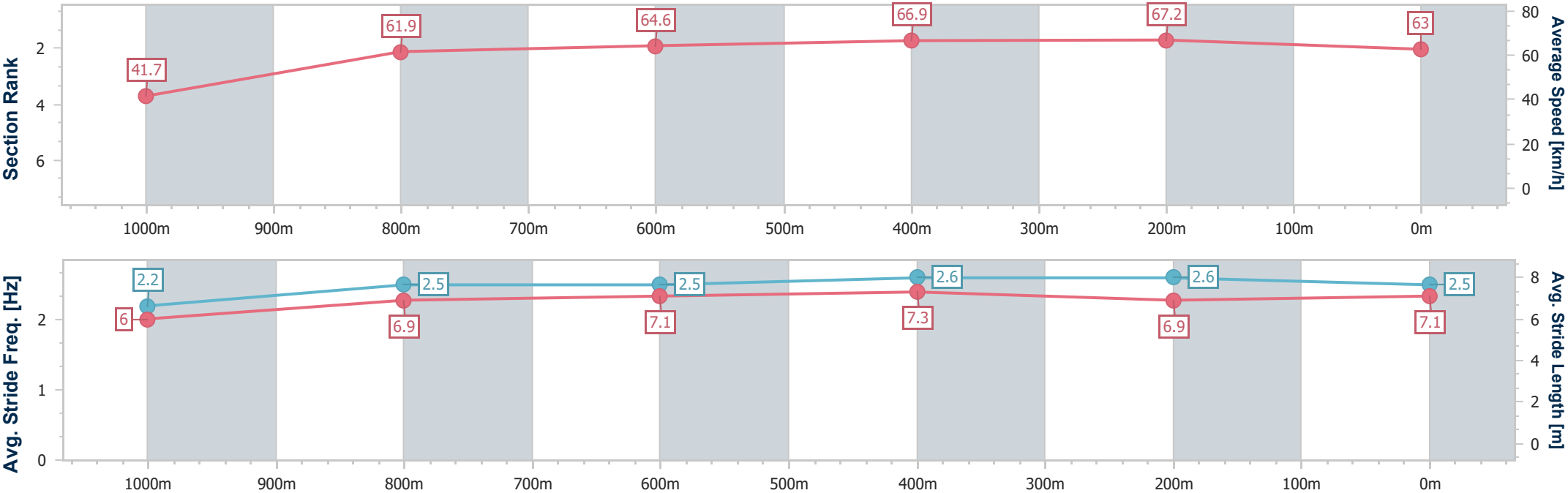


RockhamptonProfessional  
Race 2: TAB OPEN Handicap - 1050m  
08 January 2026 - 13:11



Track Rating: Soft 5, Weather: Overcast, Rail Position: +0.5m Entire

Section	Overall	1000m	800m	600m	400m	200m							
Section Times	1:00.16 [4] (0:04.32)	0:55.84 [4] (0:11.60)	0:44.24 [4] (0:11.30)	0:32.94 [4] (0:10.76)	0:22.18 [3] (0:10.74)	0:11.44 [4] (0:11.44)							
Average Speed [km/h]	41.7	61.9	64.6	66.9	67.2	63.0							
Top Speed [km/h]	53.6	65.1	66.1	68.5	68.0	66.3							
Avg. Dist. to Rail [m]	6.5	1.2	1.7	3.0	3.2	4.0							
Avg. Stride Freq. [Hz]	2.2	2.5	2.5	2.6	2.6	2.5							
Avg. Stride Length [m]	6.0	6.9	7.1	7.3	6.9	7.1							





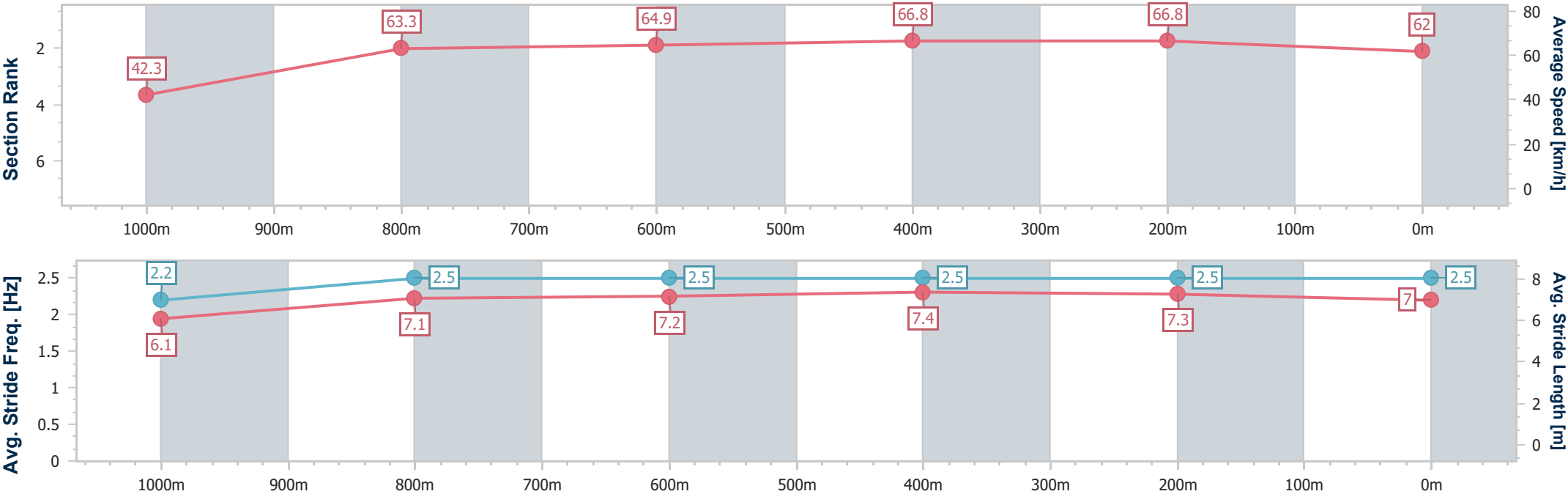
Horse/Jockey Name	Media Empire
Final Rank	5
Fastest Section Time (Section)	0:04.24 (Overall)
Top Speed [km/h] (Section)	68.4 (600m)
Race State	Finished



RockhamptonProfessional  
Race 2: TAB OPEN Handicap - 1050m  
08 January 2026 - 13:11  
Track Rating: Soft 5, Weather: Overcast, Rail Position: +0.5m Entire



Section	Overall	1000m	800m	600m	400m	200m							
Section Times	1:00.24 [5] (0:04.24)	0:56.00 [3] (0:11.47)	0:44.53 [3] (0:11.33)	0:33.20 [2] (0:10.78)	0:22.42 [2] (0:10.82)	0:11.60 [3] (0:11.60)							
Average Speed [km/h]	42.3	63.3	64.9	66.8	66.8	62.0							
Top Speed [km/h]	54.8	65.9	65.9	68.4	67.4	65.4							
Avg. Dist. to Rail [m]	8.1	1.8	2.8	3.2	3.3	3.4							
Avg. Stride Freq. [Hz]	2.2	2.5	2.5	2.5	2.5	2.5							
Avg. Stride Length [m]	6.1	7.1	7.2	7.4	7.3	7.0							





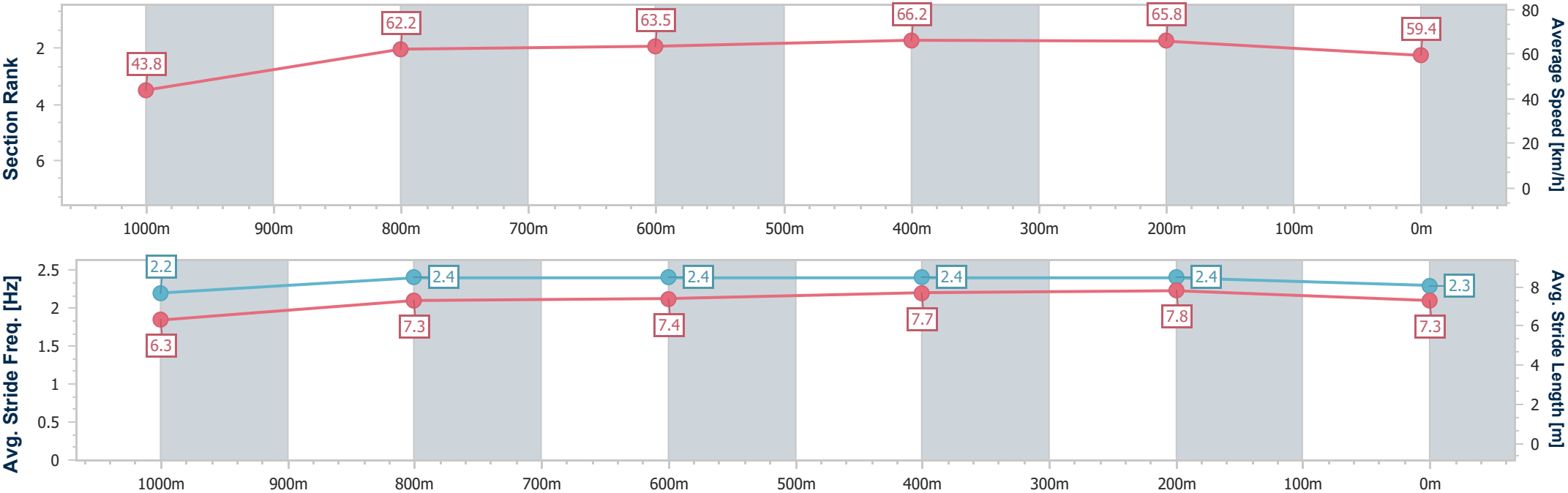
Horse/Jockey Name	Mr Tangles
Final Rank	6
Fastest Section Time (Section)	0:04.16 (Overall)
Top Speed [km/h] (Section)	67.5 (600m)
Race State	Finished



RockhamptonProfessional  
Race 2: TAB OPEN Handicap - 1050m  
08 January 2026 - 13:11  
Track Rating: Soft 5, Weather: Overcast, Rail Position: +0.5m Entire



Section	Overall	1000m	800m	600m	400m	200m							
Section Times	1:01.02 [6] (0:04.16)	0:56.86 [2] (0:11.54)	0:45.32 [2] (0:11.39)	0:33.93 [3] (0:10.90)	0:23.03 [4] (0:10.92)	0:12.11 [5] (0:12.11)							
Average Speed [km/h]	43.8	62.2	63.5	66.2	65.8	59.4							
Top Speed [km/h]	56.5	64.9	64.9	67.5	67.0	64.7							
Avg. Dist. to Rail [m]	5.4	1.2	0.8	1.7	2.1	3.7							
Avg. Stride Freq. [Hz]	2.2	2.4	2.4	2.4	2.4	2.3							
Avg. Stride Length [m]	6.3	7.3	7.4	7.7	7.8	7.3							





Horse/Jockey Name	Doubting Eye
Final Rank	-
Fastest Section Time (Section)	-:--:--
Top Speed [km/h] (Section)	--.-
Race State	DidNotTrack



RockhamptonProfessional  
Race 2: TAB OPEN Handicap - 1050m  
08 January 2026 - 13:11  
Track Rating: Soft 5, Weather: Overcast, Rail Position: +0.5m Entire



Section	Overall	1000m	800m	600m	400m	200m							
Section Times	-:--:--	-:--:--	-:--:--	-:--:--	-:--:--	-:--:--							
Average Speed [km/h]	--.-	--.-	--.-	--.-	--.-	--.-							
Top Speed [km/h]	--.-	--.-	--.-	--.-	--.-	--.-							
Avg. Dist. to Rail [m]	.-	.-	.-	.-	.-	.-							
Avg. Stride Freq. [Hz]	--.-	--.-	--.-	--.-	--.-	--.-							
Avg. Stride Length [m]	--.-	--.-	--.-	--.-	--.-	--.-							

[ ] Ranking at each section and finish  
-:--:-- No data available at this section  
NA No data available



# Rockhampton Professional

## Race 3: RJC'S SUNDAY SESSION 18TH JANUARY Maiden Plate - 1050m

08 January 2026 - 13:51



Track Rating: Soft 5, Weather: Overcast, Rail Position: +0.5m Entire

Section						Overall	1000m	800m	600m	400m	200m	Last 600m		
Field Times						0:59.73 (0:04.15)	0:55.58 (0:10.90)	0:44.68 (0:11.10)	0:33.58 (0:10.76)	0:22.82 (0:11.07)	0:11.75 (0:11.75)	0:33.58		
Rank	TAB	Horse/Jockey	Barrier	Top Speed [km/h]	Fastest Section							Margin	Distance Travelled [m]	
1	5	WAX ON WAX OFF	9	68.6	0:04.20	0:59.73 [1]	0:55.53 [3]	0:44.44 [3]	0:33.28 [3]	0:22.54 [3]	0:11.75 [1]	0:59.73	0:33.28	
		Cody Collis		400m	Overall	(0:04.20)	(0:11.09)	(0:11.16)	(0:10.74)	(0:10.79)	(0:11.75)			
2	10	LADY WILLPOWER	10	69.5	0:04.19	0:59.96 [2]	0:55.77 [2]	0:44.45 [5]	0:33.10 [7]	0:22.55 [5]	0:11.81 [2]	1.35L	0:33.10	+4
		Ron Stewart		600m	Overall	(0:04.19)	(0:11.32)	(0:11.35)	(0:10.55)	(0:10.74)	(0:11.81)			
3	11	SHEMAKESMENERVOUS	4	67.6	0:04.38	1:00.55 [3]	0:56.17 [8]	0:45.09 [4]	0:34.02 [4]	0:23.16 [4]	0:12.00 [5]	4.82L	0:34.02	-2
		Chris McIver		1000m	Overall	(0:04.38)	(0:11.08)	(0:11.07)	(0:10.86)	(0:11.16)	(0:12.00)			
4	2	MOOCHI STARLIGHT	7	68.5	0:04.15	1:00.66 [4]	0:56.51 [1]	0:45.61 [1]	0:34.50 [2]	0:23.75 [1]	0:12.46 [3]	5.46L	0:34.50	-1
		Ryan Wiggins		1000m	Overall	(0:04.15)	(0:10.90)	(0:11.11)	(0:10.75)	(0:11.29)	(0:12.46)			
5	4	PENROD	11	68.7	0:04.49	1:00.87 [5]	0:56.38 [9]	0:44.88 [9]	0:33.71 [9]	0:23.06 [7]	0:12.03 [7]	6.69L	0:33.71	+2
		Warwick Satherley		600m	Overall	(0:04.49)	(0:11.50)	(0:11.17)	(0:10.65)	(0:11.03)	(0:12.03)			
6	9	GIRLS GOT ATTITUDE	6	68.9	0:04.37	1:01.00 [6]	0:56.63 [7]	0:45.33 [6]	0:34.14 [6]	0:23.51 [6]	0:12.36 [6]	7.42L	0:34.14	-1
		Adam Sewell		600m	Overall	(0:04.37)	(0:11.30)	(0:11.19)	(0:10.63)	(0:11.15)	(0:12.36)			
7	12	CRAIGLEA MONNIE	1	69.0	0:04.25	1:01.03 [7]	0:56.78 [4]	0:45.88 [2]	0:34.88 [1]	0:23.97 [2]	0:12.51 [4]	7.63L	0:34.88	-2
		Natalea Summers		1000m	Overall	(0:04.25)	(0:10.90)	(0:11.00)	(0:10.91)	(0:11.46)	(0:12.51)			
8	13	JUST LIKE ROSIE	3	67.0	0:04.33	1:01.59 [8]	0:57.26 [6]	0:45.65 [8]	0:34.56 [8]	0:23.69 [9]	0:12.39 [8]	10.93L	0:34.56	+0
		Georgina Cartwright		600m	Overall	(0:04.33)	(0:11.61)	(0:11.09)	(0:10.87)	(0:11.30)	(0:12.39)			
9	7	OUR LAST CHANCE	8	67.3	0:04.69	1:01.96 [9]	0:57.27 [11]	0:45.95 [10]	0:34.64 [10]	0:23.73 [10]	0:12.40 [9]	13.1L	0:34.64	+1
		Raul Silvera Olivera		800m	Overall	(0:04.69)	(0:11.32)	(0:11.31)	(0:10.91)	(0:11.33)	(0:12.40)			
10	8	SEND THE MONEY	12	67.4	0:04.67	1:02.37 [10]	0:57.70 [10]	0:46.15 [11]	0:35.05 [11]	0:24.12 [11]	0:12.61 [11]	15.53L	0:35.05	+0
		Amy Graham		1000m	Overall	(0:04.67)	(0:11.55)	(0:11.10)	(0:10.93)	(0:11.51)	(0:12.61)			

Scratched: Moscow City (#14), Wayno (#6), Because I Can (#15)



# Rockhampton Professional

## Race 3: RJC'S SUNDAY SESSION 18TH JANUARY Maiden Plate - 1050m

08 January 2026 - 13:51



Track Rating: Soft 5, Weather: Overcast, Rail Position: +0.5m Entire

Section					Overall	1000m	800m	600m	400m	200m	Last 600m			
Field Times					0:59.73 (0:04.15)	0:55.58 (0:10.90)	0:44.68 (0:11.10)	0:33.58 (0:10.76)	0:22.82 (0:11.07)	0:11.75 (0:11.75)	0:33.58			
Rank	TAB	Horse/Jockey	Barrier	Top Speed [km/h]	Fastest Section							Margin	Distance Travelled [m]	
11	1	MIGHT IS RIGHT	2	66.0	0:04.32	1:02.71 [11]	0:58.39 [5]	0:47.03 [7]	0:36.06 [5]	0:24.89 [8]	0:13.04 [10]	17.53L	0:36.06	-8
		Tahlia Fenlon		800m	Overall	(0:04.32)	(0:11.36)	(0:10.97)	(0:11.17)	(0:11.85)	(0:13.04)			
12	3	WYNN WORTHY	5	64.6	0:04.98	1:03.20 [12]	0:58.22 [12]	0:46.76 [12]	0:35.48 [12]	0:24.21 [12]	0:12.71 [12]	20.4L	0:35.48	-7
		Ashley Butler		600m	Overall	(0:04.98)	(0:11.46)	(0:11.28)	(0:11.27)	(0:11.50)	(0:12.71)			

Scratched: Moscow City (#14), Wayno (#6), Because I Can (#15)



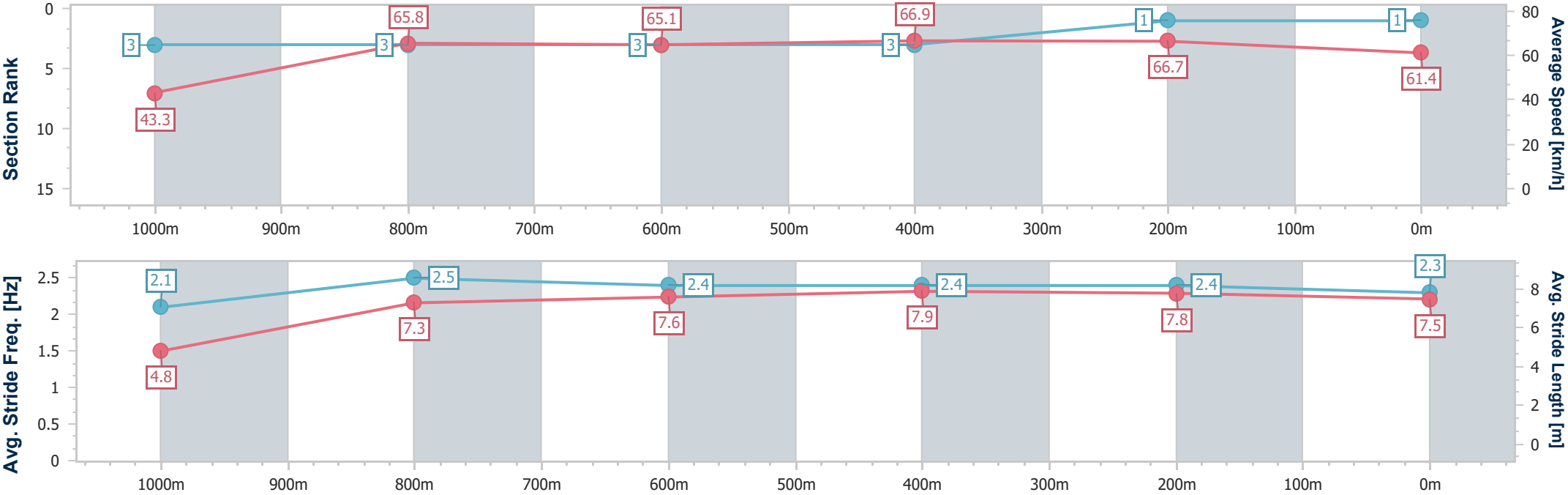
Horse/Jockey Name	Wax On Wax Off
Final Rank	1
Fastest Section Time (Section)	0:04.20 (Overall)
Top Speed [km/h] (Section)	68.6 (400m)
Race State	Finished



RockhamptonProfessional  
Race 3: RJC'S SUNDAY SESSION 18TH JANUARY Maiden Plate - 1050m  
08 January 2026 - 13:51  
Track Rating: Soft 5, Weather: Overcast, Rail Position: +0.5m Entire



Section	Overall	1000m	800m	600m	400m	200m							
Section Times	0:59.73 [1] (0:04.20)	0:55.53 [3] (0:11.09)	0:44.44 [3] (0:11.16)	0:33.28 [3] (0:10.74)	0:22.54 [3] (0:10.79)	0:11.75 [1] (0:11.75)							
Average Speed [km/h]	43.3	65.8	65.1	66.9	66.7	61.4							
Top Speed [km/h]	57.2	68.5	66.9	68.5	68.6	64.9							
Avg. Dist. to Rail [m]	12.8	3.3	1.1	2.9	5.0	5.8							
Avg. Stride Freq. [Hz]	2.1	2.5	2.4	2.4	2.4	2.3							
Avg. Stride Length [m]	4.8	7.3	7.6	7.9	7.8	7.5							





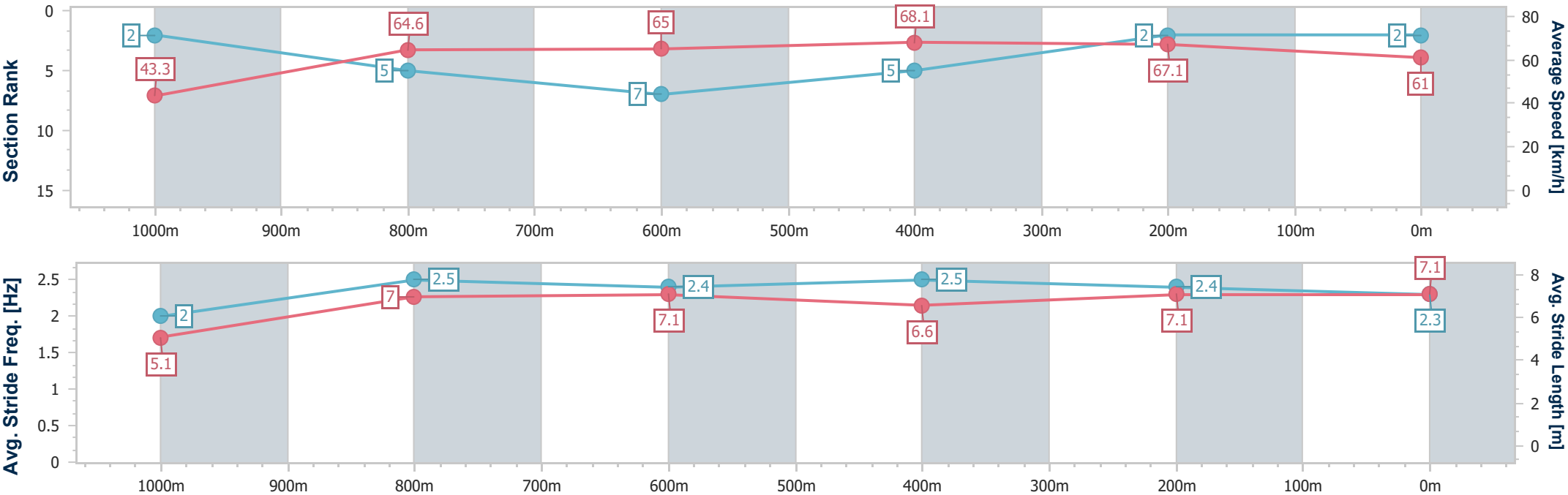
Horse/Jockey Name	Lady Willpower
Final Rank	2
Fastest Section Time (Section)	0:04.19 (Overall)
Top Speed [km/h] (Section)	69.5 (600m)
Race State	Finished



RockhamptonProfessional  
Race 3: RJC'S SUNDAY SESSION 18TH JANUARY Maiden Plate - 1050m  
08 January 2026 - 13:51  
Track Rating: Soft 5, Weather: Overcast, Rail Position: +0.5m Entire



Section	Overall	1000m	800m	600m	400m	200m								
Section Times	0:59.96 [2] (0:04.19)	0:55.77 [2] (0:11.32)	0:44.45 [5] (0:11.35)	0:33.10 [7] (0:10.55)	0:22.55 [5] (0:10.74)	0:11.81 [2] (0:11.81)								
Average Speed [km/h]	43.3	64.6	65.0	68.1	67.1	61.0								
Top Speed [km/h]	54.5	66.7	66.5	69.5	68.5	64.9								
Avg. Dist. to Rail [m]	13.8	4.1	3.1	1.8	3.0	5.2								
Avg. Stride Freq. [Hz]	2.0	2.5	2.4	2.5	2.4	2.3								
Avg. Stride Length [m]	5.1	7.0	7.1	6.6	7.1	7.1								





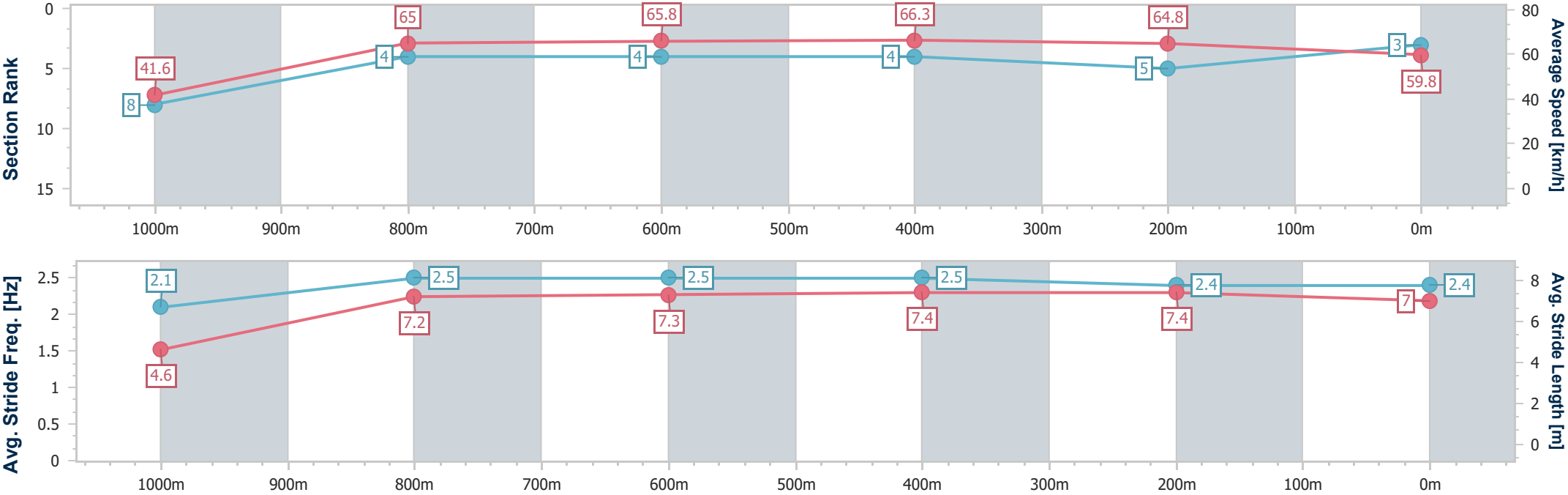
Horse/Jockey Name	Shemakesmenervous
Final Rank	3
Fastest Section Time (Section)	0:04.38 (Overall)
Top Speed [km/h] (Section)	67.6 (1000m)
Race State	Finished



RockhamptonProfessional  
Race 3: RJC'S SUNDAY SESSION 18TH JANUARY Maiden Plate - 1050m  
08 January 2026 - 13:51  
Track Rating: Soft 5, Weather: Overcast, Rail Position: +0.5m Entire



Section	Overall	1000m	800m	600m	400m	200m							
Section Times	1:00.55 [3] (0:04.38)	0:56.17 [8] (0:11.08)	0:45.09 [4] (0:11.07)	0:34.02 [4] (0:10.86)	0:23.16 [4] (0:11.16)	0:12.00 [5] (0:12.00)							
Average Speed [km/h]	41.6	65.0	65.8	66.3	64.8	59.8							
Top Speed [km/h]	56.1	67.6	66.6	67.4	66.1	63.1							
Avg. Dist. to Rail [m]	8.7	1.3	1.8	4.6	4.9	6.9							
Avg. Stride Freq. [Hz]	2.1	2.5	2.5	2.5	2.4	2.4							
Avg. Stride Length [m]	4.6	7.2	7.3	7.4	7.4	7.0							





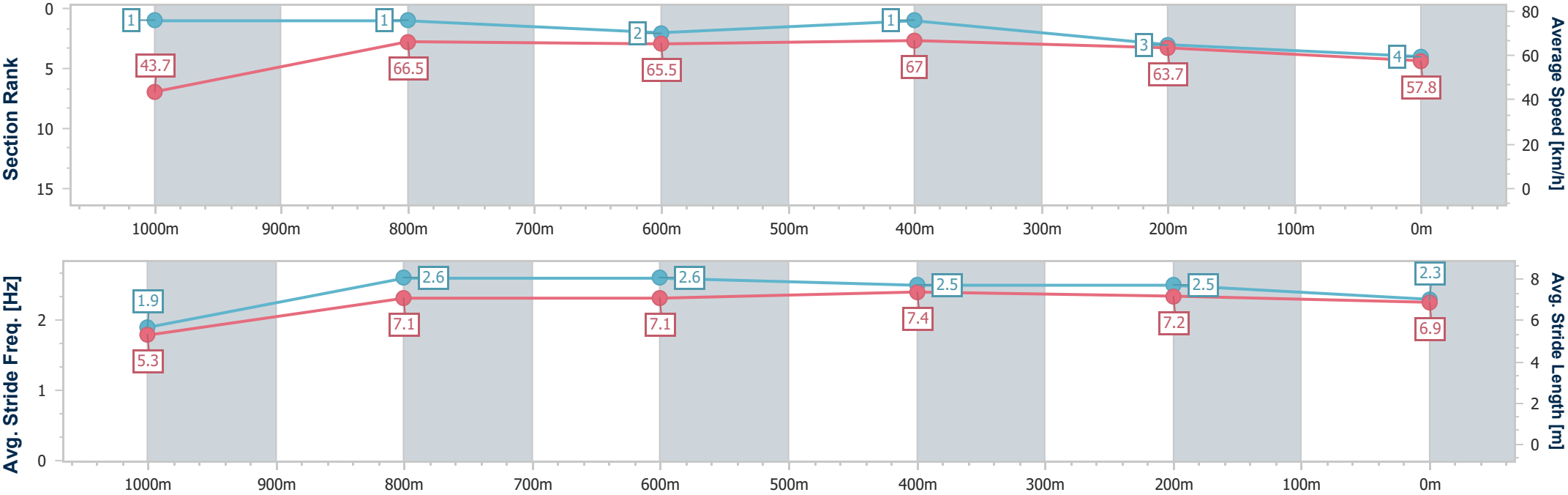
Horse/Jockey Name	Moochi Starlight
Final Rank	4
Fastest Section Time (Section)	0:04.15 (Overall)
Top Speed [km/h] (Section)	68.5 (1000m)
Race State	Finished



RockhamptonProfessional  
Race 3: RJC'S SUNDAY SESSION 18TH JANUARY Maiden Plate - 1050m  
08 January 2026 - 13:51  
Track Rating: Soft 5, Weather: Overcast, Rail Position: +0.5m Entire



Section	Overall	1000m	800m	600m	400m	200m								
Section Times	1:00.66 [4] (0:04.15)	0:56.51 [1] (0:10.90)	0:45.61 [1] (0:11.11)	0:34.50 [2] (0:10.75)	0:23.75 [1] (0:11.29)	0:12.46 [3] (0:12.46)								
Average Speed [km/h]	43.7	66.5	65.5	67.0	63.7	57.8								
Top Speed [km/h]	58.0	68.5	68.1	68.1	66.5	61.8								
Avg. Dist. to Rail [m]	12.3	2.6	1.0	1.6	3.1	5.3								
Avg. Stride Freq. [Hz]	1.9	2.6	2.6	2.5	2.5	2.3								
Avg. Stride Length [m]	5.3	7.1	7.1	7.4	7.2	6.9								





Horse/Jockey Name	Penrod
Final Rank	5
Fastest Section Time (Section)	0:04.49 (Overall)
Top Speed [km/h] (Section)	68.7 (600m)
Race State	Finished



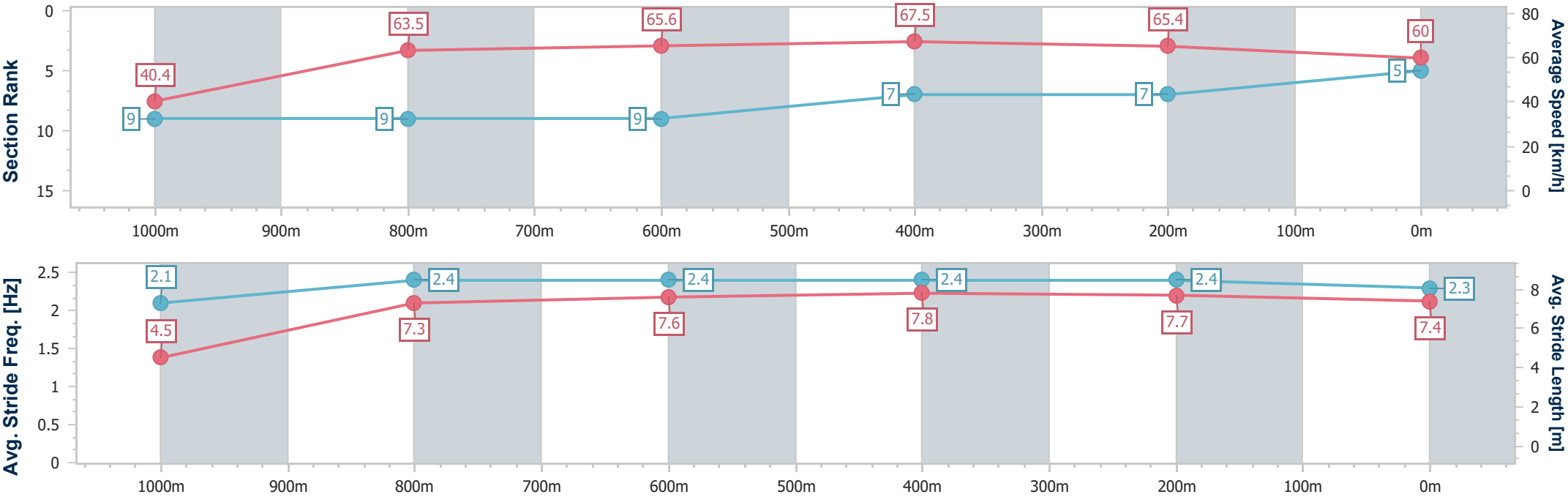
RockhamptonProfessional  
Race 3: RJC'S SUNDAY SESSION 18TH JANUARY Maiden Plate - 1050m

08 January 2026 - 13:51

Track Rating: Soft 5, Weather: Overcast, Rail Position: +0.5m Entire



Section	Overall	1000m	800m	600m	400m	200m								
Section Times	1:00.87 [5] (0:04.49)	0:56.38 [9] (0:11.50)	0:44.88 [9] (0:11.17)	0:33.71 [9] (0:10.65)	0:23.06 [7] (0:11.03)	0:12.03 [7] (0:12.03)								
Average Speed [km/h]	40.4	63.5	65.6	67.5	65.4	60.0								
Top Speed [km/h]	54.9	65.9	67.2	68.7	67.9	62.7								
Avg. Dist. to Rail [m]	15.2	4.1	2.1	3.1	4.1	6.3								
Avg. Stride Freq. [Hz]	2.1	2.4	2.4	2.4	2.4	2.3								
Avg. Stride Length [m]	4.5	7.3	7.6	7.8	7.7	7.4								





Horse/Jockey Name	Girls Got Attitude
Final Rank	6
Fastest Section Time (Section)	0:04.37 (Overall)
Top Speed [km/h] (Section)	68.9 (600m)
Race State	Finished



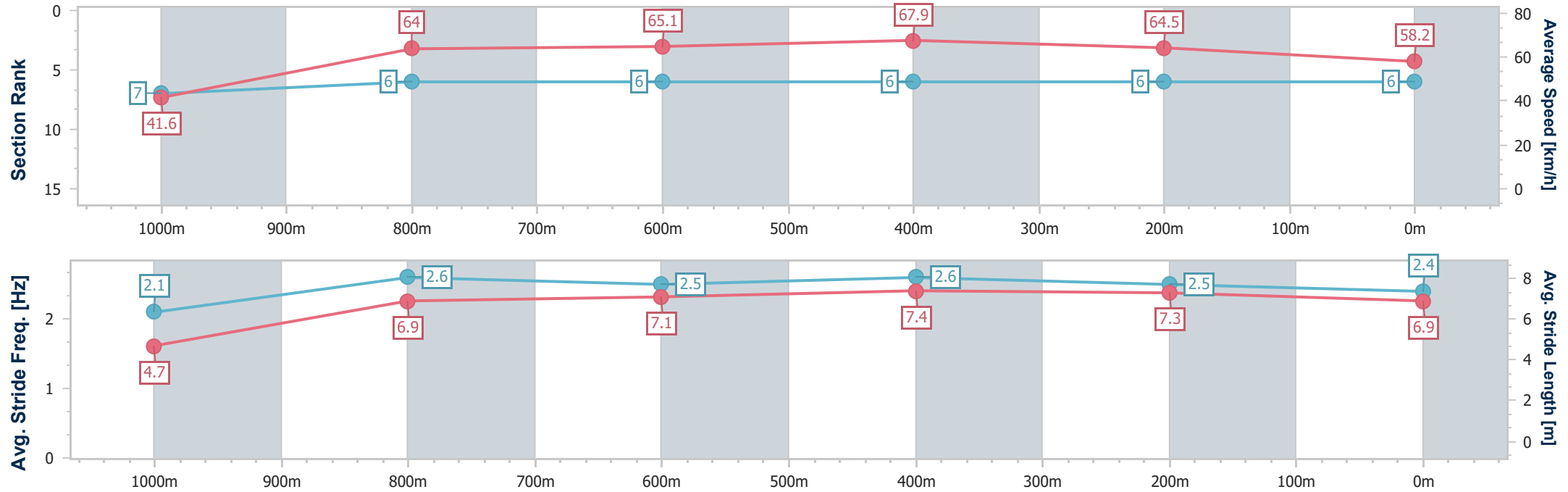
RockhamptonProfessional  
Race 3: RJC'S SUNDAY SESSION 18TH JANUARY Maiden Plate - 1050m

08 January 2026 - 13:51

Track Rating: Soft 5, Weather: Overcast, Rail Position: +0.5m Entire



Section	Overall	1000m	800m	600m	400m	200m							
Section Times	1:01.00 [6] (0:04.37)	0:56.63 [7] (0:11.30)	0:45.33 [6] (0:11.19)	0:34.14 [6] (0:10.63)	0:23.51 [6] (0:11.15)	0:12.36 [6] (0:12.36)							
Average Speed [km/h]	41.6	64.0	65.1	67.9	64.5	58.2							
Top Speed [km/h]	55.9	67.9	67.9	68.9	67.6	61.8							
Avg. Dist. to Rail [m]	10.4	1.9	1.3	2.3	1.9	3.3							
Avg. Stride Freq. [Hz]	2.1	2.6	2.5	2.6	2.5	2.4							
Avg. Stride Length [m]	4.7	6.9	7.1	7.4	7.3	6.9							



- [ ] Ranking at each section and finish
- .-.- No data available at this section
- NA No data available



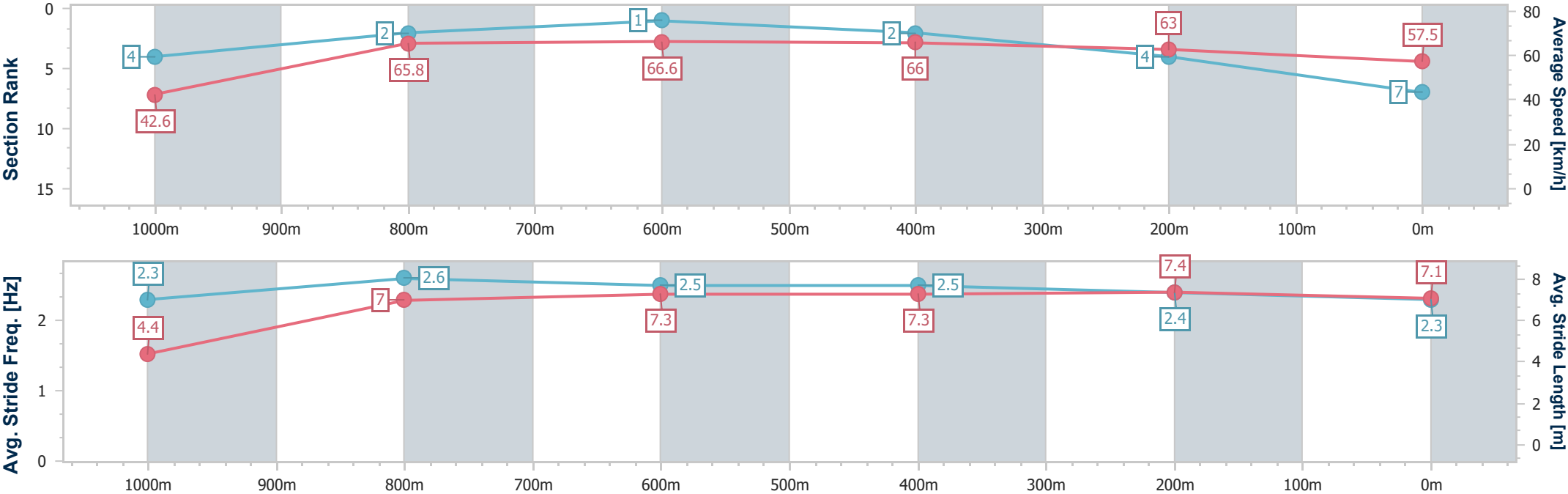
Horse/Jockey Name	Craiglea Monnie
Final Rank	7
Fastest Section Time (Section)	0:04.25 (Overall)
Top Speed [km/h] (Section)	69.0 (1000m)
Race State	Finished



RockhamptonProfessional  
Race 3: RJC'S SUNDAY SESSION 18TH JANUARY Maiden Plate - 1050m  
08 January 2026 - 13:51  
Track Rating: Soft 5, Weather: Overcast, Rail Position: +0.5m Entire



Section	Overall	1000m	800m	600m	400m	200m								
Section Times	1:01.03 [7] (0:04.25)	0:56.78 [4] (0:10.90)	0:45.88 [2] (0:11.00)	0:34.88 [1] (0:10.91)	0:23.97 [2] (0:11.46)	0:12.51 [4] (0:12.51)								
Average Speed [km/h]	42.6	65.8	66.6	66.0	63.0	57.5								
Top Speed [km/h]	56.4	69.0	68.4	66.9	65.5	60.0								
Avg. Dist. to Rail [m]	5.3	0.7	1.9	2.7	2.9	3.6								
Avg. Stride Freq. [Hz]	2.3	2.6	2.5	2.5	2.4	2.3								
Avg. Stride Length [m]	4.4	7.0	7.3	7.3	7.4	7.1								





Horse/Jockey Name	Just Like Rosie
Final Rank	8
Fastest Section Time (Section)	0:04.33 (Overall)
Top Speed [km/h] (Section)	67.0 (600m)
Race State	Finished



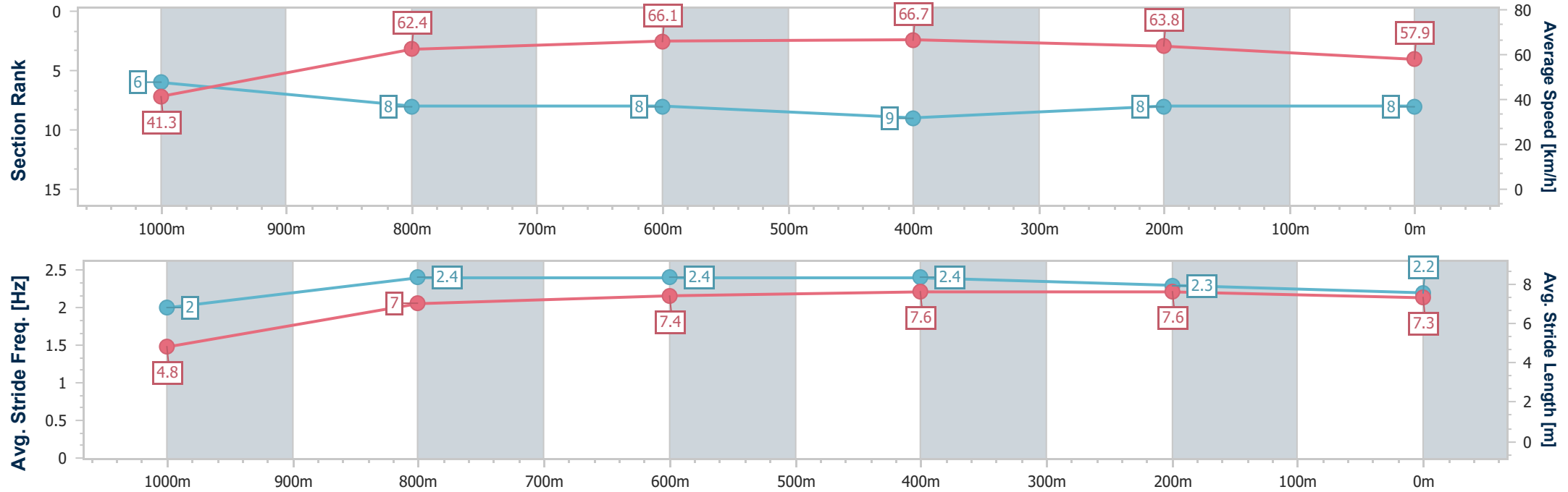
RockhamptonProfessional  
Race 3: RJC'S SUNDAY SESSION 18TH JANUARY Maiden Plate - 1050m

08 January 2026 - 13:51

Track Rating: Soft 5, Weather: Overcast, Rail Position: +0.5m Entire



Section	Overall	1000m	800m	600m	400m	200m								
Section Times	1:01.59 [8] (0:04.33)	0:57.26 [6] (0:11.61)	0:45.65 [8] (0:11.09)	0:34.56 [8] (0:10.87)	0:23.69 [9] (0:11.30)	0:12.39 [8] (0:12.39)								
Average Speed [km/h]	41.3	62.4	66.1	66.7	63.8	57.9								
Top Speed [km/h]	54.9	66.1	66.6	67.0	66.0	61.8								
Avg. Dist. to Rail [m]	7.7	1.5	2.5	3.9	4.7	5.3								
Avg. Stride Freq. [Hz]	2.0	2.4	2.4	2.4	2.3	2.2								
Avg. Stride Length [m]	4.8	7.0	7.4	7.6	7.6	7.3								





Horse/Jockey Name	Our Last Chance
Final Rank	9
Fastest Section Time (Section)	0:04.69 (Overall)
Top Speed [km/h] (Section)	67.3 (800m)
Race State	Finished



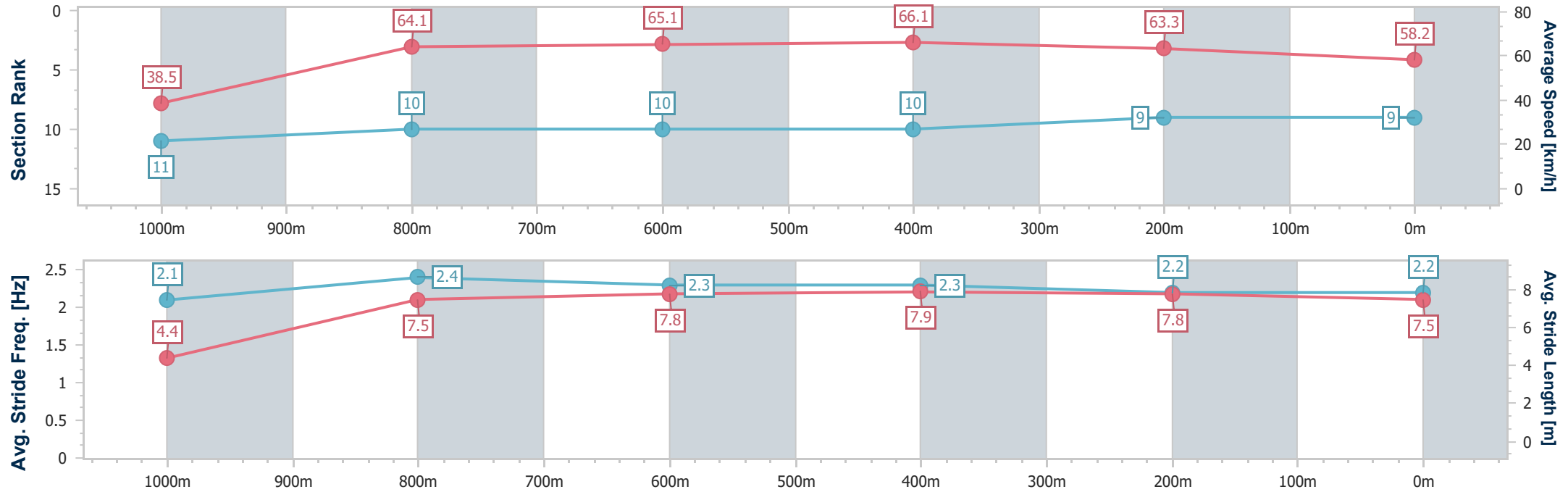
RockhamptonProfessional  
Race 3: RJC'S SUNDAY SESSION 18TH JANUARY Maiden Plate - 1050m

08 January 2026 - 13:51

Track Rating: Soft 5, Weather: Overcast, Rail Position: +0.5m Entire



Section	Overall	1000m	800m	600m	400m	200m								
Section Times	1:01.96 [9] (0:04.69)	0:57.27 [11] (0:11.32)	0:45.95 [10] (0:11.31)	0:34.64 [10] (0:10.91)	0:23.73 [10] (0:11.33)	0:12.40 [9] (0:12.40)								
Average Speed [km/h]	38.5	64.1	65.1	66.1	63.3	58.2								
Top Speed [km/h]	55.8	67.1	67.3	66.7	66.1	61.2								
Avg. Dist. to Rail [m]	11.7	2.2	2.7	5.8	7.0	8.2								
Avg. Stride Freq. [Hz]	2.1	2.4	2.3	2.3	2.2	2.2								
Avg. Stride Length [m]	4.4	7.5	7.8	7.9	7.8	7.5								



- [ ] Ranking at each section and finish
- .-.- No data available at this section
- NA No data available



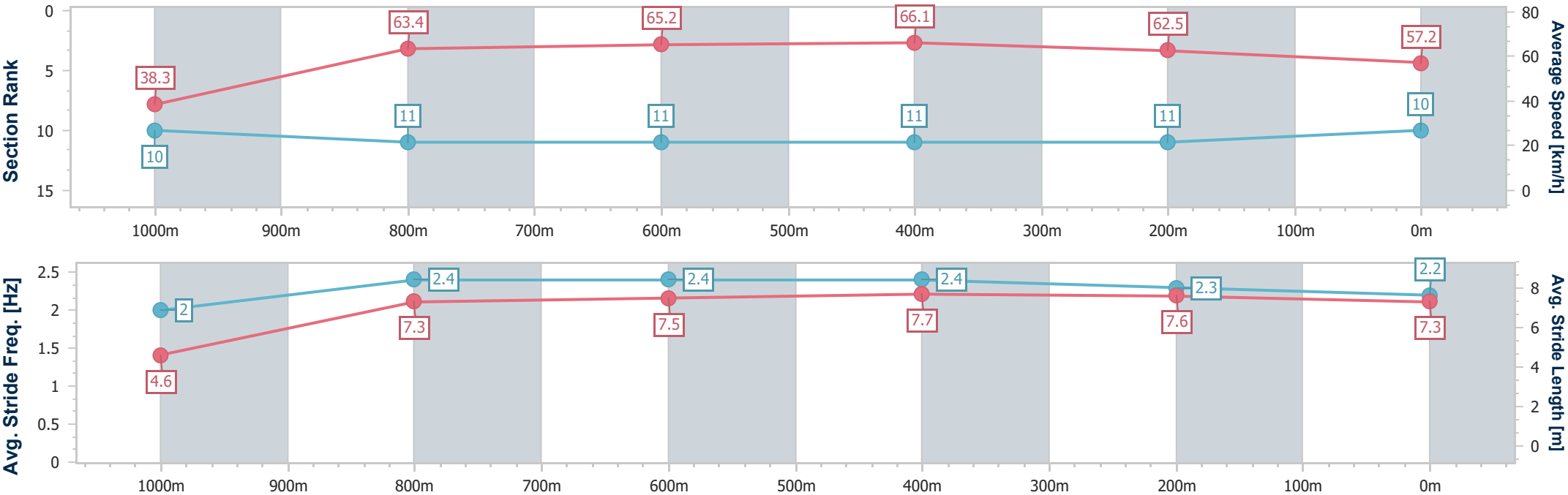
Horse/Jockey Name	Send The Money
Final Rank	10
Fastest Section Time (Section)	0:04.67 (Overall)
Top Speed [km/h] (Section)	67.4 (1000m)
Race State	Finished



RockhamptonProfessional  
Race 3: RJC'S SUNDAY SESSION 18TH JANUARY Maiden Plate - 1050m  
08 January 2026 - 13:51  
Track Rating: Soft 5, Weather: Overcast, Rail Position: +0.5m Entire



Section	Overall	1000m	800m	600m	400m	200m							
Section Times	1:02.37 [10] (0:04.67)	0:57.70 [10] (0:11.55)	0:46.15 [11] (0:11.10)	0:35.05 [11] (0:10.93)	0:24.12 [11] (0:11.51)	0:12.61 [11] (0:12.61)							
Average Speed [km/h]	38.3	63.4	65.2	66.1	62.5	57.2							
Top Speed [km/h]	52.6	67.4	67.4	67.0	65.3	59.5							
Avg. Dist. to Rail [m]	15.6	4.5	1.1	4.7	6.4	6.5							
Avg. Stride Freq. [Hz]	2.0	2.4	2.4	2.4	2.3	2.2							
Avg. Stride Length [m]	4.6	7.3	7.5	7.7	7.6	7.3							





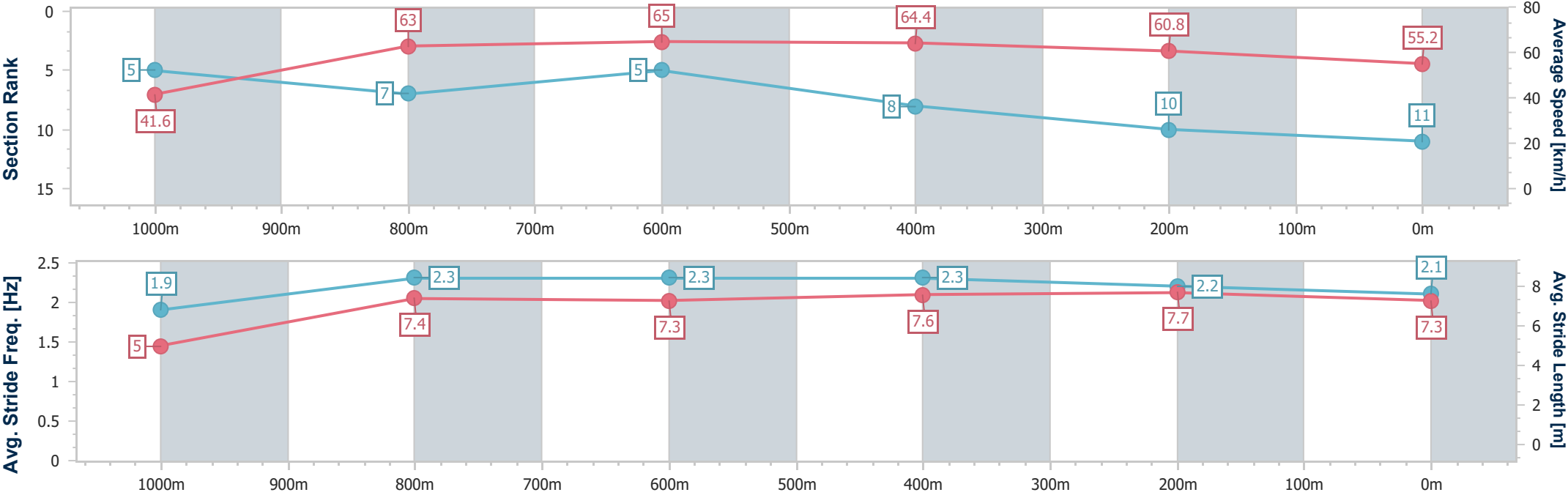
Horse/Jockey Name	Might Is Right
Final Rank	11
Fastest Section Time (Section)	0:04.32 (Overall)
Top Speed [km/h] (Section)	66.0 (800m)
Race State	Finished



RockhamptonProfessional  
Race 3: RJC'S SUNDAY SESSION 18TH JANUARY Maiden Plate - 1050m  
08 January 2026 - 13:51  
Track Rating: Soft 5, Weather: Overcast, Rail Position: +0.5m Entire



Section	Overall	1000m	800m	600m	400m	200m								
Section Times	1:02.71 [11] (0:04.32)	0:58.39 [5] (0:11.36)	0:47.03 [7] (0:10.97)	0:36.06 [5] (0:11.17)	0:24.89 [8] (0:11.85)	0:13.04 [10] (0:13.04)								
Average Speed [km/h]	41.6	63.0	65.0	64.4	60.8	55.2								
Top Speed [km/h]	54.9	64.9	66.0	65.0	63.5	58.4								
Avg. Dist. to Rail [m]	6.0	1.3	1.0	0.3	0.4	0.2								
Avg. Stride Freq. [Hz]	1.9	2.3	2.3	2.3	2.2	2.1								
Avg. Stride Length [m]	5.0	7.4	7.3	7.6	7.7	7.3								





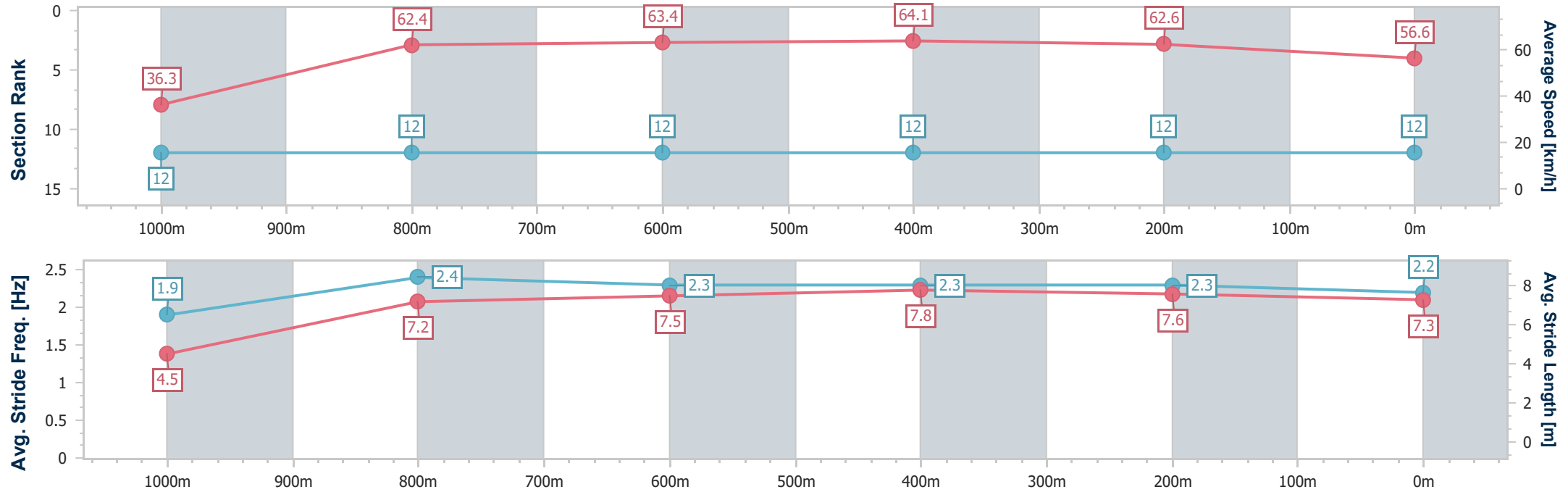
Horse/Jockey Name	Wynn Worthy
Final Rank	12
Fastest Section Time (Section)	0:04.98 (Overall)
Top Speed [km/h] (Section)	64.6 (600m)
Race State	Finished



RockhamptonProfessional  
Race 3: RJC'S SUNDAY SESSION 18TH JANUARY Maiden Plate - 1050m  
08 January 2026 - 13:51  
Track Rating: Soft 5, Weather: Overcast, Rail Position: +0.5m Entire



Section	Overall	1000m	800m	600m	400m	200m								
Section Times	1:03.20 [12] (0:04.98)	0:58.22 [12] (0:11.46)	0:46.76 [12] (0:11.28)	0:35.48 [12] (0:11.27)	0:24.21 [12] (0:11.50)	0:12.71 [12] (0:12.71)								
Average Speed [km/h]	36.3	62.4	63.4	64.1	62.6	56.6								
Top Speed [km/h]	54.3	64.4	64.5	64.6	63.5	61.0								
Avg. Dist. to Rail [m]	9.2	2.4	1.4	2.2	3.3	5.5								
Avg. Stride Freq. [Hz]	1.9	2.4	2.3	2.3	2.3	2.2								
Avg. Stride Length [m]	4.5	7.2	7.5	7.8	7.6	7.3								





Rockhampton Professional  
Race 4: AIRTECH REFRIGERATION AND AIR CONDITIONING Maiden  
Handicap - 1300m  
08 January 2026 - 14:30



Track Rating: Soft 5, Weather: Overcast, Rail Position: +0.5m Entire

Section						Overall	1200m	1000m	800m	600m	400m	Last 600m	
Field Times						1:16.66 (0:07.76)	1:08.90 (0:11.54)	0:57.36 (0:11.21)	0:46.15 (0:12.03)	0:34.12 (0:11.49)	0:22.63 (0:10.99)	0:34.12	
Rank	TAB	Horse/Jockey	Barrier	Top Speed [km/h]	Fastest Section								Distance Travelled [m]
1	12	HEART 'N' POWER	1	66.2	0:07.76	1:16.66 [1]	1:08.90 [1]	0:57.34 [2]	0:45.92 [2]	0:34.00 [2]	0:22.56 [2]	0:34.00	
		Ron Stewart		400m	Overall	(0:07.76)	(0:11.56)	(0:11.42)	(0:11.92)	(0:11.44)	(0:10.92)		
2	10	HEROIC TALENT	2	66.2	0:08.09	1:17.33 [2]	1:09.24 [4]	0:57.52 [8]	0:45.93 [7]	0:34.21 [5]	0:22.89 [5]	0:34.21	+0
		Raul Silvera Olivera		400m	Overall	(0:08.09)	(0:11.72)	(0:11.59)	(0:11.72)	(0:11.32)	(0:11.04)		
3	7	CRAIGLEA OREO	9	66.2	0:08.07	1:17.50 [3]	1:09.43 [3]	0:58.20 [1]	0:46.99 [1]	0:34.96 [1]	0:23.47 [1]	0:34.96	+1
		Tasha Chambers		1200m	Overall	(0:08.07)	(0:11.23)	(0:11.21)	(0:12.03)	(0:11.49)	(0:11.32)		
4	1	MARIKO	3	65.2	0:08.12	1:17.52 [4]	1:09.40 [7]	0:57.81 [7]	0:46.52 [4]	0:34.61 [3]	0:23.15 [4]	0:34.61	-5
		Michael Murphy		400m	Overall	(0:08.12)	(0:11.59)	(0:11.29)	(0:11.91)	(0:11.46)	(0:11.21)		
5	5	FICTIVE	11	66.1	0:08.25	1:17.91 [5]	1:09.66 [11]	0:57.81 [11]	0:46.07 [12]	0:34.25 [11]	0:23.17 [8]	0:34.25	+3
		Georgina Cartwright		600m	Overall	(0:08.25)	(0:11.85)	(0:11.74)	(0:11.82)	(0:11.08)	(0:11.21)		
6	13	JOHN'S ROAD	5	65.1	0:07.96	1:17.99 [6]	1:10.03 [2]	0:58.57 [3]	0:46.99 [3]	0:35.08 [4]	0:23.65 [3]	0:35.08	+1
		Jason Taylor		1000m	Overall	(0:07.96)	(0:11.46)	(0:11.58)	(0:11.91)	(0:11.43)	(0:11.42)		
7	8	DAWSON DREAMER	13	66.6	0:08.49	1:18.33 [7]	1:09.84 [13]	0:57.90 [13]	0:46.26 [13]	0:34.44 [13]	0:23.35 [13]	0:34.44	+4
		Chris McIver		600m	Overall	(0:08.49)	(0:11.94)	(0:11.64)	(0:11.82)	(0:11.09)	(0:11.22)		
8	9	READY AND BETTA	4	64.9	0:08.10	1:18.35 [8]	1:10.25 [5]	0:58.45 [10]	0:46.76 [9]	0:34.95 [8]	0:23.69 [7]	0:34.95	+0
		Adam Sewell		400m	Overall	(0:08.10)	(0:11.80)	(0:11.69)	(0:11.81)	(0:11.26)	(0:11.31)		
9	2	KAJETAN	10	66.1	0:08.22	1:18.42 [9]	1:10.20 [10]	0:58.58 [9]	0:46.71 [10]	0:34.59 [12]	0:23.46 [12]	0:34.59	+6
		Natalea Summers		600m	Overall	(0:08.22)	(0:11.62)	(0:11.87)	(0:12.12)	(0:11.13)	(0:11.31)		
10	11	WHENHARRY METELSIE	12	65.0	0:08.19	1:18.48 [10]	1:10.29 [9]	0:58.77 [6]	0:46.97 [8]	0:34.93 [9]	0:23.65 [9]	0:34.93	+7
		Tahlia Fenlon		1200m	Overall	(0:08.19)	(0:11.52)	(0:11.80)	(0:12.04)	(0:11.28)	(0:11.43)		

Scratched: Crackthelatch (#6)



Rockhampton Professional  
Race 4: AIRTECH REFRIGERATION AND AIR CONDITIONING Maiden  
Handicap - 1300m  
08 January 2026 - 14:30



Track Rating: Soft 5, Weather: Overcast, Rail Position: +0.5m Entire

Section						Overall	1200m	1000m	800m	600m	400m	Last 600m	
Field Times						1:16.66 (0:07.76)	1:08.90 (0:11.54)	0:57.36 (0:11.21)	0:46.15 (0:12.03)	0:34.12 (0:11.49)	0:22.63 (0:10.99)	0:34.12	
Rank	TAB	Horse/Jockey	Barrier	Top Speed [km/h]	Fastest Section								Distance Travelled [m]
11	14	PICNIC BLANKET	7	64.9	0:08.37	1:18.56 [11]	1:10.19 [12]	0:58.39 [12]	0:46.73 [11]	0:34.94 [10]	0:23.67 [10]	0:34.94	-3
		Fiona Sandkuhl		600m	Overall	(0:08.37)	(0:11.80)	(0:11.66)	(0:11.79)	(0:11.27)	(0:11.37)		
12	4	MISS MOLLY ROCKET	6	64.5	0:08.10	1:18.80 [12]	1:10.70 [6]	0:59.18 [5]	0:47.53 [6]	0:35.60 [6]	0:24.25 [6]	0:35.60	+5
		Ryan Wiggins		600m	Overall	(0:08.10)	(0:11.52)	(0:11.65)	(0:11.93)	(0:11.35)	(0:11.51)		
13	3	STEP OBSESSED	8	65.8	0:08.17	1:21.18 [13]	1:13.01 [8]	1:01.67 [4]	0:49.94 [5]	0:37.80 [7]	0:26.23 [11]	0:37.80	+2
		Warwick Satherley		1200m	Overall	(0:08.17)	(0:11.34)	(0:11.73)	(0:12.14)	(0:11.57)	(0:12.04)		

Scratched: Crackthelatch (#6)



Rockhampton Professional  
Race 4: AIRTECH REFRIGERATION AND AIR CONDITIONING Maiden  
Handicap - 1300m  
08 January 2026 - 14:30



Track Rating: Soft 5, Weather: Overcast, Rail Position: +0.5m Entire

Section Field Times				200m 0:11.64 (0:11.64)				Last 600m 0:34.12	
Rank	TAB	Horse/Jockey	Barrier	Top Speed [km/h]	Fastest Section	Margin		Distance Travelled [m]	
1	12	HEART 'N' POWER	1	66.2	0:07.76	0:11.64 [1]	1:16.66	0:34.00	
		Ron Stewart		400m	Overall	(0:11.64)			
2	10	HEROIC TALENT	2	66.2	0:08.09	0:11.85 [3]	3.94L	0:34.21	+0
		Raul Silvera Olivera		400m	Overall	(0:11.85)			
3	7	CRAIGLEA OREO	9	66.2	0:08.07	0:12.15 [2]	4.94L	0:34.96	+1
		Tasha Chambers		1200m	Overall	(0:12.15)			
4	1	MARIKO	3	65.2	0:08.12	0:11.94 [4]	5.01L	0:34.61	-5
		Michael Murphy		400m	Overall	(0:11.94)			
5	5	FICTIVE	11	66.1	0:08.25	0:11.96 [6]	7.32L	0:34.25	+3
		Georgina Cartwright		600m	Overall	(0:11.96)			
6	13	JOHN'S ROAD	5	65.1	0:07.96	0:12.23 [5]	7.84L	0:35.08	+1
		Jason Taylor		1000m	Overall	(0:12.23)			
7	8	DAWSON DREAMER	13	66.6	0:08.49	0:12.13 [9]	9.81L	0:34.44	+4
		Chris McIver		600m	Overall	(0:12.13)			
8	9	READY AND BETTA	4	64.9	0:08.10	0:12.38 [7]	9.95L	0:34.95	+0
		Adam Sewell		400m	Overall	(0:12.38)			
9	2	KAJETAN	10	66.1	0:08.22	0:12.15 [12]	10.33L	0:34.59	+6
		Natalea Summers		600m	Overall	(0:12.15)			
10	11	WHENHARRY METELSIE	12	65.0	0:08.19	0:12.22 [11]	10.7L	0:34.93	+7
		Tahlia Fenlon		1200m	Overall	(0:12.22)			

Scratched: Crackthelatch (#6)



Rockhampton Professional  
Race 4: AIRTECH REFRIGERATION AND AIR CONDITIONING Maiden  
Handicap - 1300m  
08 January 2026 - 14:30



Track Rating: Soft 5, Weather: Overcast, Rail Position: +0.5m Entire

Section						200m		Last 600m	
Field Times						0:11.64 (0:11.64)		0:34.12	
Rank	TAB	Horse/Jockey	Barrier	Top Speed [km/h]	Fastest Section	Margin		Distance Travelled [m]	
11	14	PICNIC BLANKET	7	64.9	0:08.37	0:12.30 [10]	11.17L	0:34.94	-3
		Fiona Sandkuhl		600m	Overall	(0:12.30)			
12	4	MISS MOLLY ROCKET	6	64.5	0:08.10	0:12.74 [8]	12.57L	0:35.60	+5
		Ryan Wiggins		600m	Overall	(0:12.74)			
13	3	STEP OBSESSED	8	65.8	0:08.17	0:14.19 [13]	26.57L	0:37.80	+2
		Warwick Satherley		1200m	Overall	(0:14.19)			

Scratched: Crackthelatch (#6)



Horse/Jockey Name	Heart 'N' Power
Final Rank	1
Fastest Section Time (Section)	0:07.76 (Overall)
Top Speed [km/h] (Section)	66.2 (400m)
Race State	Finished

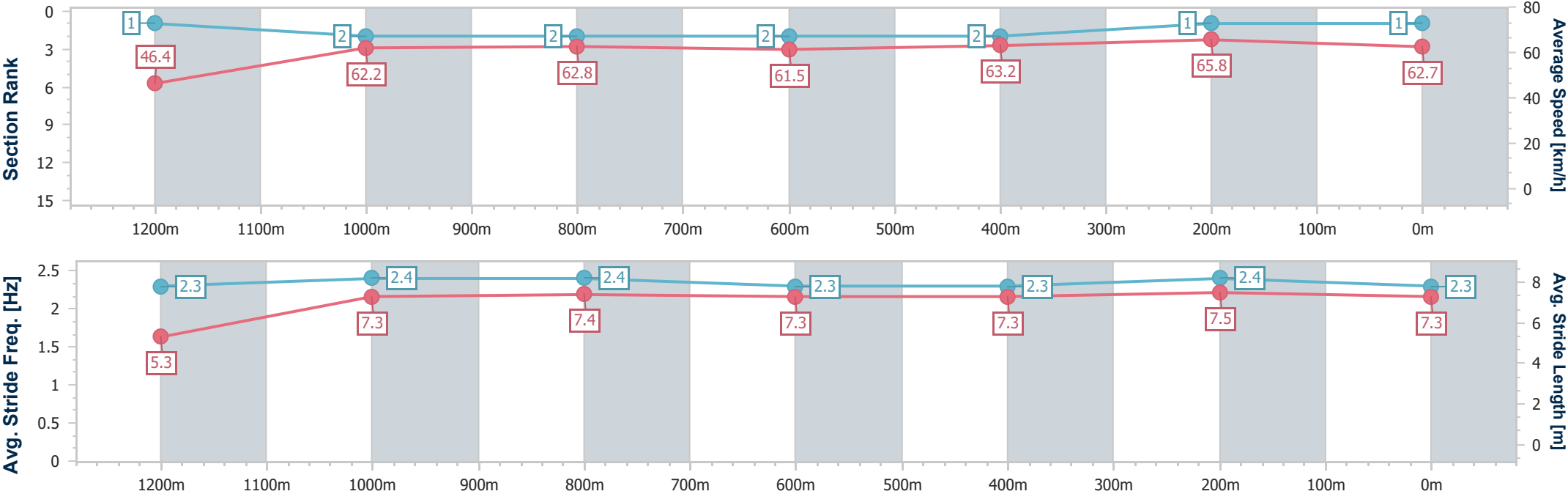


RockhamptonProfessional  
Race 4: AIRTECH REFRIGERATION AND AIR CONDITIONING  
Maiden Handicap - 1300m  
08 January 2026 - 14:30



Track Rating: Soft 5, Weather: Overcast, Rail Position: +0.5m Entire

Section	Overall	1200m	1000m	800m	600m	400m	200m						
Section Times	1:16.66 [1] (0:07.76)	1:08.90 [1] (0:11.56)	0:57.34 [2] (0:11.42)	0:45.92 [2] (0:11.92)	0:34.00 [2] (0:11.44)	0:22.56 [2] (0:10.92)	0:11.64 [1] (0:11.64)						
Average Speed [km/h]	46.4	62.2	62.8	61.5	63.2	65.8	62.7						
Top Speed [km/h]	59.8	65.0	65.0	62.4	65.6	66.2	65.2						
Avg. Dist. to Rail [m]	2.8	0.4	0.4	2.0	3.4	3.8	3.3						
Avg. Stride Freq. [Hz]	2.3	2.4	2.4	2.3	2.3	2.4	2.3						
Avg. Stride Length [m]	5.3	7.3	7.4	7.3	7.3	7.5	7.3						





Horse/Jockey Name	Heroic Talent
Final Rank	2
Fastest Section Time (Section)	0:08.09 (Overall)
Top Speed [km/h] (Section)	66.2 (400m)
Race State	Finished

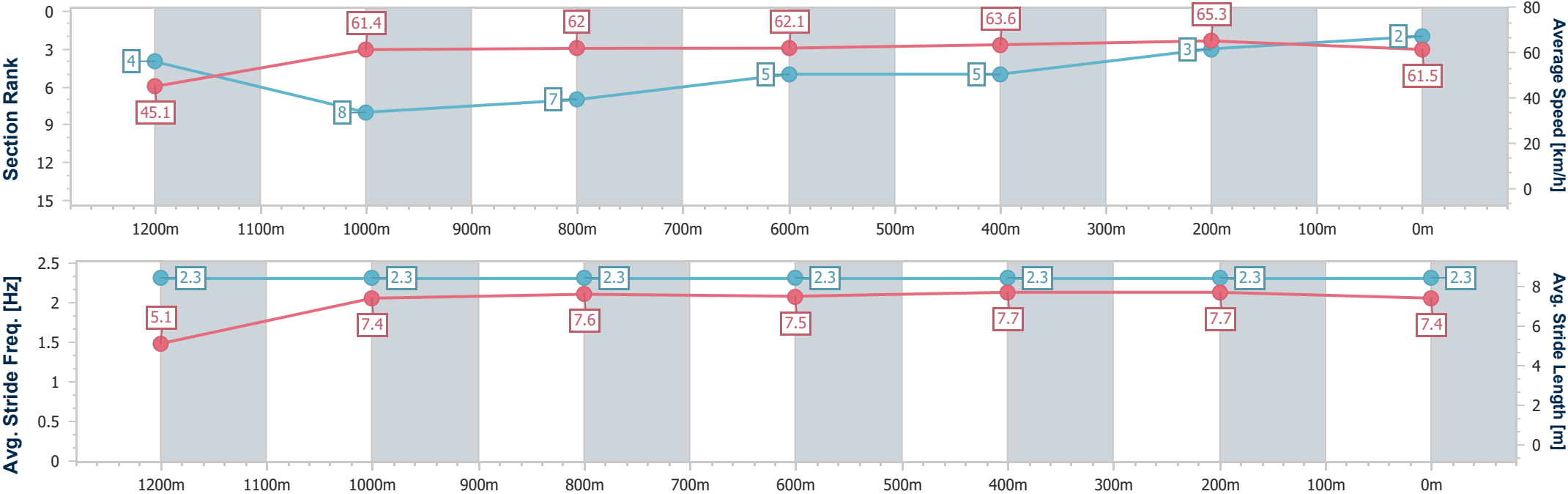


RockhamptonProfessional  
Race 4: AIRTECH REFRIGERATION AND AIR CONDITIONING  
Maiden Handicap - 1300m  
08 January 2026 - 14:30



Track Rating: Soft 5, Weather: Overcast, Rail Position: +0.5m Entire

Section	Overall	1200m	1000m	800m	600m	400m	200m						
Section Times	1:17.33 [2] (0:08.09)	1:09.24 [4] (0:11.72)	0:57.52 [8] (0:11.59)	0:45.93 [7] (0:11.72)	0:34.21 [5] (0:11.32)	0:22.89 [5] (0:11.04)	0:11.85 [3] (0:11.85)						
Average Speed [km/h]	45.1	61.4	62.0	62.1	63.6	65.3	61.5						
Top Speed [km/h]	59.6	63.8	63.9	62.9	64.9	66.2	64.6						
Avg. Dist. to Rail [m]	3.9	0.4	0.4	1.5	2.5	3.7	5.0						
Avg. Stride Freq. [Hz]	2.3	2.3	2.3	2.3	2.3	2.3	2.3						
Avg. Stride Length [m]	5.1	7.4	7.6	7.5	7.7	7.7	7.4						





Horse/Jockey Name	Craiglea Oreo
Final Rank	3
Fastest Section Time (Section)	0:08.07 (Overall)
Top Speed [km/h] (Section)	66.2 (1200m)
Race State	Finished

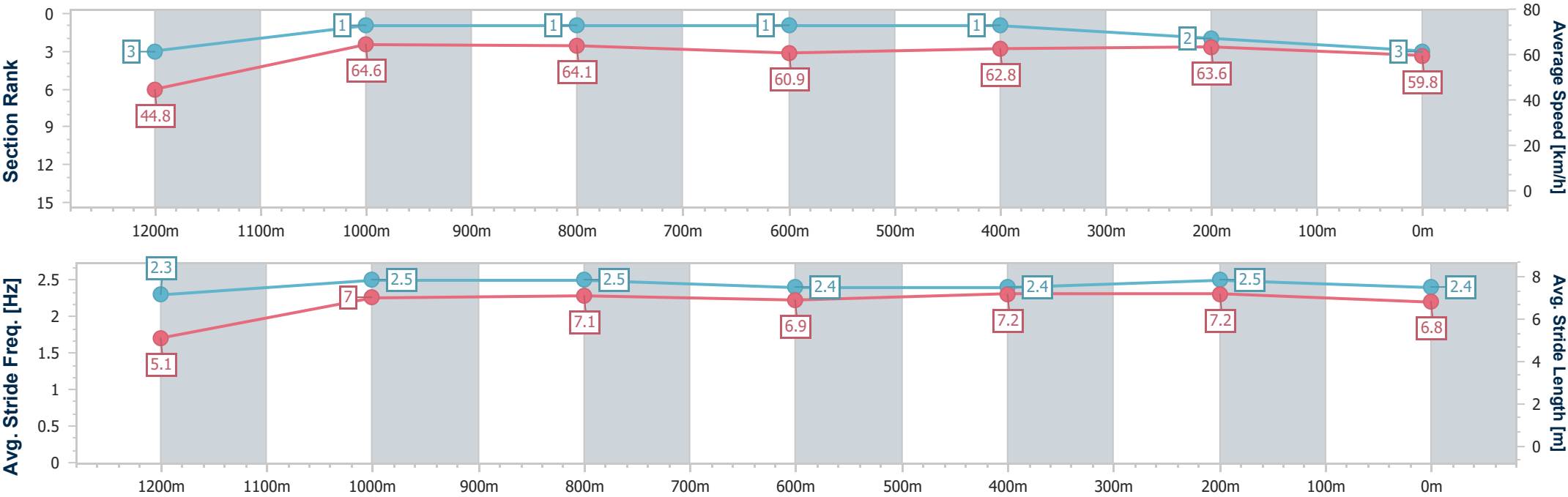


RockhamptonProfessional  
Race 4: AIRTECH REFRIGERATION AND AIR CONDITIONING  
Maiden Handicap - 1300m  
08 January 2026 - 14:30



Track Rating: Soft 5, Weather: Overcast, Rail Position: +0.5m Entire

Section	Overall	1200m	1000m	800m	600m	400m	200m						
Section Times	1:17.50 [3] (0:08.07)	1:09.43 [3] (0:11.23)	0:58.20 [1] (0:11.21)	0:46.99 [1] (0:12.03)	0:34.96 [1] (0:11.49)	0:23.47 [1] (0:11.32)	0:12.15 [2] (0:12.15)						
Average Speed [km/h]	44.8	64.6	64.1	60.9	62.8	63.6	59.8						
Top Speed [km/h]	60.5	66.2	66.2	62.9	64.7	64.7	62.2						
Avg. Dist. to Rail [m]	11.3	4.1	0.5	2.1	3.8	4.6	4.7						
Avg. Stride Freq. [Hz]	2.3	2.5	2.5	2.4	2.4	2.5	2.4						
Avg. Stride Length [m]	5.1	7.0	7.1	6.9	7.2	7.2	6.8						





Horse/Jockey Name	Mariko
Final Rank	4
Fastest Section Time (Section)	0:08.12 (Overall)
Top Speed [km/h] (Section)	65.2 (400m)
Race State	Finished

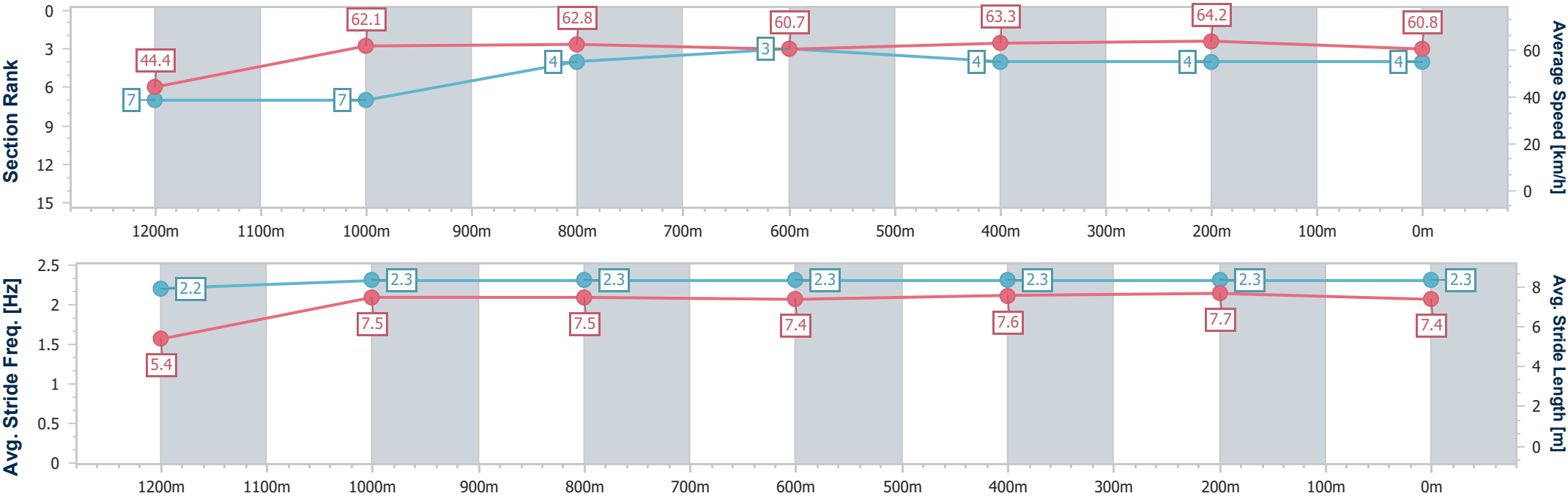


RockhamptonProfessional  
Race 4: AIRTECH REFRIGERATION AND AIR CONDITIONING  
Maiden Handicap - 1300m  
08 January 2026 - 14:30



Track Rating: Soft 5, Weather: Overcast, Rail Position: +0.5m Entire

Section	Overall	1200m	1000m	800m	600m	400m	200m						
Section Times	1:17.52 [4] (0:08.12)	1:09.40 [7] (0:11.59)	0:57.81 [7] (0:11.29)	0:46.52 [4] (0:11.91)	0:34.61 [3] (0:11.46)	0:23.15 [4] (0:11.21)	0:11.94 [4] (0:11.94)						
Average Speed [km/h]	44.4	62.1	62.8	60.7	63.3	64.2	60.8						
Top Speed [km/h]	59.6	64.5	64.8	62.2	65.2	65.2	63.8						
Avg. Dist. to Rail [m]	4.8	0.9	2.3	1.2	3.6	5.0	7.1						
Avg. Stride Freq. [Hz]	2.2	2.3	2.3	2.3	2.3	2.3	2.3						
Avg. Stride Length [m]	5.4	7.5	7.5	7.4	7.6	7.7	7.4						





Horse/Jockey Name	Fictive
Final Rank	5
Fastest Section Time (Section)	0:08.25 (Overall)
Top Speed [km/h] (Section)	66.1 (600m)
Race State	Finished

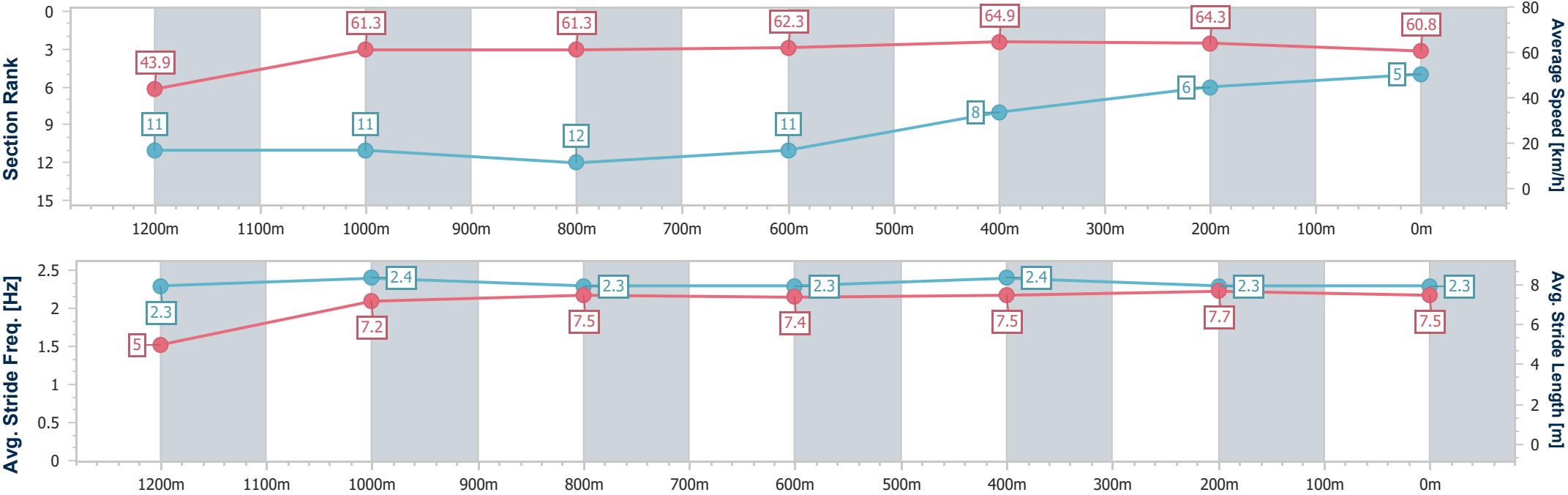


RockhamptonProfessional  
Race 4: AIRTECH REFRIGERATION AND AIR CONDITIONING  
Maiden Handicap - 1300m  
08 January 2026 - 14:30



Track Rating: Soft 5, Weather: Overcast, Rail Position: +0.5m Entire

Section	Overall	1200m	1000m	800m	600m	400m	200m						
Section Times	1:17.91 [5] (0:08.25)	1:09.66 [11] (0:11.85)	0:57.81 [11] (0:11.74)	0:46.07 [12] (0:11.82)	0:34.25 [11] (0:11.08)	0:23.17 [8] (0:11.21)	0:11.96 [6] (0:11.96)						
Average Speed [km/h]	43.9	61.3	61.3	62.3	64.9	64.3	60.8						
Top Speed [km/h]	57.3	63.1	63.5	63.1	66.1	65.3	62.9						
Avg. Dist. to Rail [m]	13.7	3.2	0.7	2.3	3.5	4.4	5.2						
Avg. Stride Freq. [Hz]	2.3	2.4	2.3	2.3	2.4	2.3	2.3						
Avg. Stride Length [m]	5.0	7.2	7.5	7.4	7.5	7.7	7.5						





Horse/Jockey Name	John's Road
Final Rank	6
Fastest Section Time (Section)	0:07.96 (Overall)
Top Speed [km/h] (Section)	65.1 (1000m)
Race State	Finished

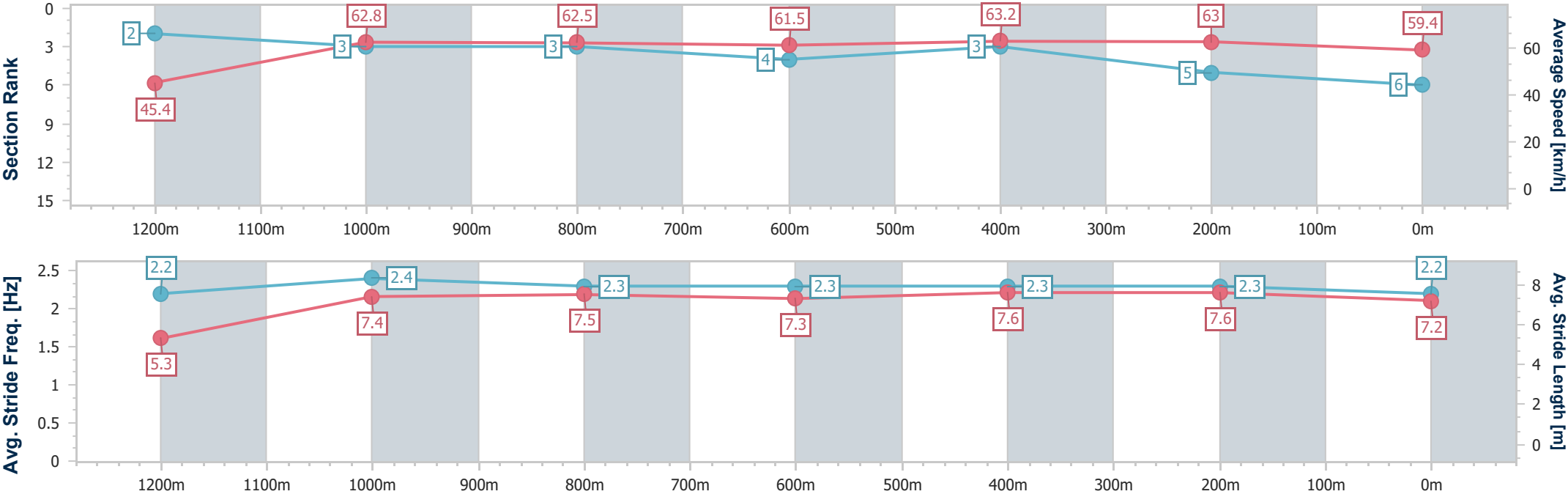


RockhamptonProfessional  
Race 4: AIRTECH REFRIGERATION AND AIR CONDITIONING  
Maiden Handicap - 1300m  
08 January 2026 - 14:30



Track Rating: Soft 5, Weather: Overcast, Rail Position: +0.5m Entire

Section	Overall	1200m	1000m	800m	600m	400m	200m						
Section Times	1:17.99 [6] (0:07.96)	1:10.03 [2] (0:11.46)	0:58.57 [3] (0:11.58)	0:46.99 [3] (0:11.91)	0:35.08 [4] (0:11.43)	0:23.65 [3] (0:11.42)	0:12.23 [5] (0:12.23)						
Average Speed [km/h]	45.4	62.8	62.5	61.5	63.2	63.0	59.4						
Top Speed [km/h]	61.1	64.4	65.1	64.0	64.1	64.0	62.1						
Avg. Dist. to Rail [m]	7.4	1.4	0.8	2.3	4.1	5.1	6.6						
Avg. Stride Freq. [Hz]	2.2	2.4	2.3	2.3	2.3	2.3	2.2						
Avg. Stride Length [m]	5.3	7.4	7.5	7.3	7.6	7.6	7.2						





Horse/Jockey Name	Dawson Dreamer
Final Rank	7
Fastest Section Time (Section)	0:08.49 (Overall)
Top Speed [km/h] (Section)	66.6 (600m)
Race State	Finished

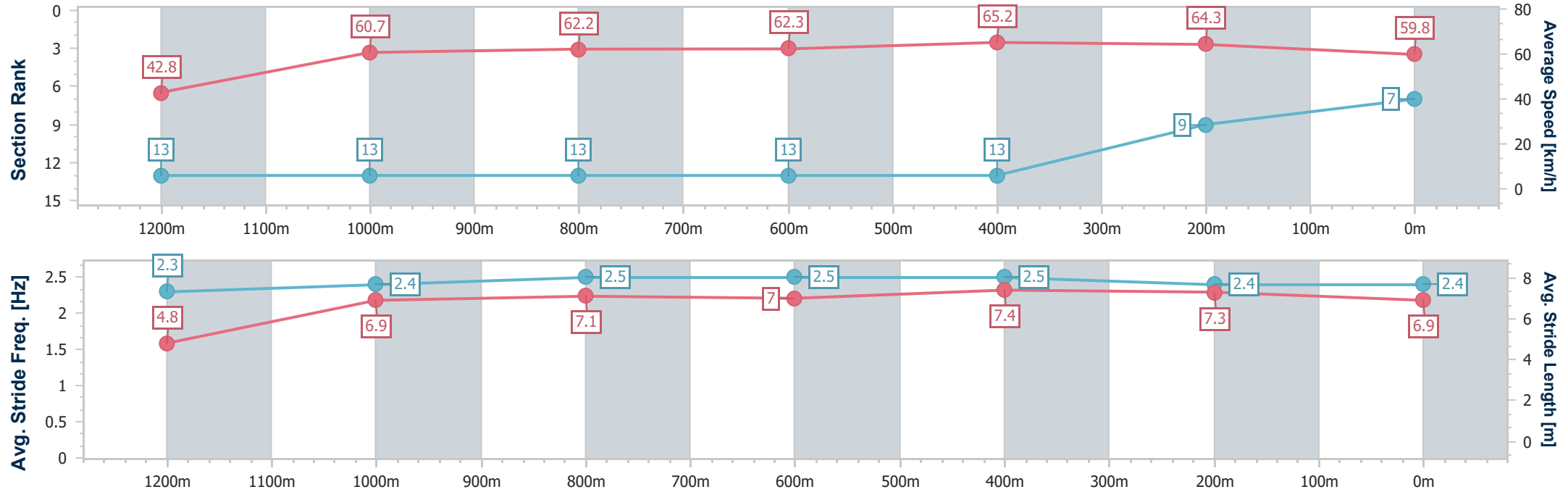


RockhamptonProfessional  
Race 4: AIRTECH REFRIGERATION AND AIR CONDITIONING  
Maiden Handicap - 1300m  
08 January 2026 - 14:30



Track Rating: Soft 5, Weather: Overcast, Rail Position: +0.5m Entire

Section	Overall	1200m	1000m	800m	600m	400m	200m						
Section Times	1:18.33 [7] (0:08.49)	1:09.84 [13] (0:11.94)	0:57.90 [13] (0:11.64)	0:46.26 [13] (0:11.82)	0:34.44 [13] (0:11.09)	0:23.35 [13] (0:11.22)	0:12.13 [9] (0:12.13)						
Average Speed [km/h]	42.8	60.7	62.2	62.3	65.2	64.3	59.8						
Top Speed [km/h]	56.3	62.4	65.0	63.1	66.6	66.2	61.9						
Avg. Dist. to Rail [m]	15.5	1.9	0.8	3.0	4.1	6.3	6.3						
Avg. Stride Freq. [Hz]	2.3	2.4	2.5	2.5	2.5	2.4	2.4						
Avg. Stride Length [m]	4.8	6.9	7.1	7.0	7.4	7.3	6.9						





Horse/Jockey Name	Ready And Betta
Final Rank	8
Fastest Section Time (Section)	0:08.10 (Overall)
Top Speed [km/h] (Section)	64.9 (400m)
Race State	Finished

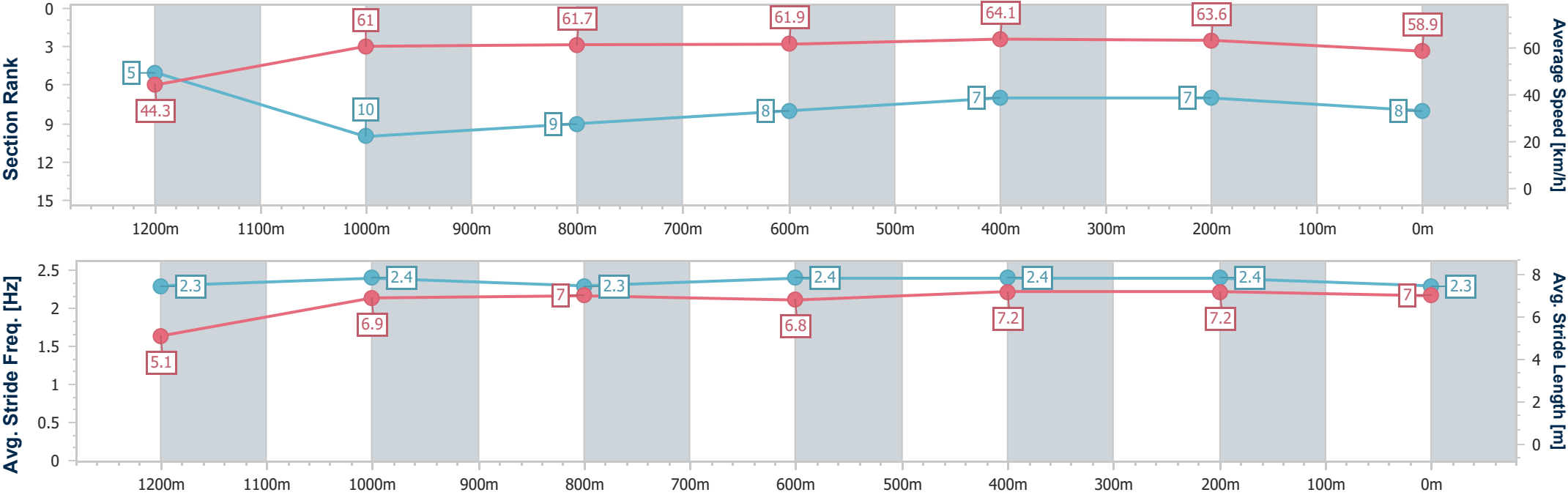


RockhamptonProfessional  
Race 4: AIRTECH REFRIGERATION AND AIR CONDITIONING  
Maiden Handicap - 1300m  
08 January 2026 - 14:30



Track Rating: Soft 5, Weather: Overcast, Rail Position: +0.5m Entire

Section	Overall	1200m	1000m	800m	600m	400m	200m						
Section Times	1:18.35 [8] (0:08.10)	1:10.25 [5] (0:11.80)	0:58.45 [10] (0:11.69)	0:46.76 [9] (0:11.81)	0:34.95 [8] (0:11.26)	0:23.69 [7] (0:11.31)	0:12.38 [7] (0:12.38)						
Average Speed [km/h]	44.3	61.0	61.7	61.9	64.1	63.6	58.9						
Top Speed [km/h]	58.5	63.5	63.5	62.7	64.8	64.9	61.2						
Avg. Dist. to Rail [m]	5.7	0.4	0.3	1.9	4.7	7.2	9.2						
Avg. Stride Freq. [Hz]	2.3	2.4	2.3	2.4	2.4	2.4	2.3						
Avg. Stride Length [m]	5.1	6.9	7.0	6.8	7.2	7.2	7.0						





Horse/Jockey Name	Kajetan
Final Rank	9
Fastest Section Time (Section)	0:08.22 (Overall)
Top Speed [km/h] (Section)	66.1 (600m)
Race State	Finished

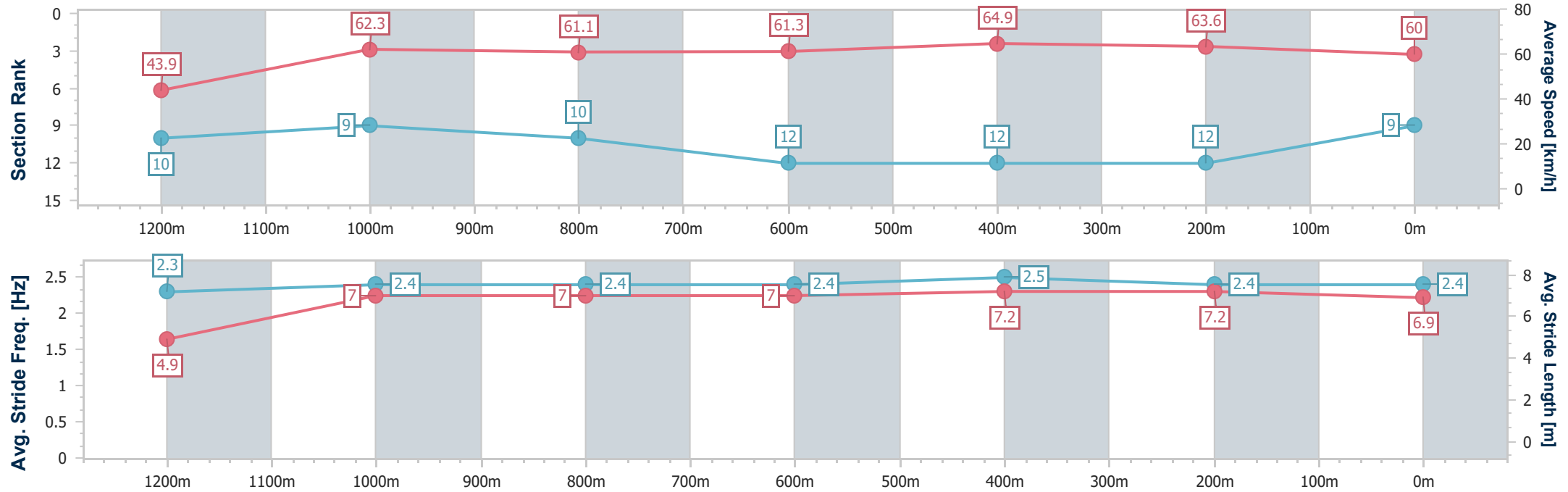


RockhamptonProfessional  
Race 4: AIRTECH REFRIGERATION AND AIR CONDITIONING  
Maiden Handicap - 1300m  
08 January 2026 - 14:30



Track Rating: Soft 5, Weather: Overcast, Rail Position: +0.5m Entire

Section	Overall	1200m	1000m	800m	600m	400m	200m						
Section Times	1:18.42 [9] (0:08.22)	1:10.20 [10] (0:11.62)	0:58.58 [9] (0:11.87)	0:46.71 [10] (0:12.12)	0:34.59 [12] (0:11.13)	0:23.46 [12] (0:11.31)	0:12.15 [12] (0:12.15)						
Average Speed [km/h]	43.9	62.3	61.1	61.3	64.9	63.6	60.0						
Top Speed [km/h]	60.7	63.3	63.0	62.4	66.1	65.9	62.0						
Avg. Dist. to Rail [m]	11.8	3.6	1.5	3.6	5.8	7.0	9.8						
Avg. Stride Freq. [Hz]	2.3	2.4	2.4	2.4	2.5	2.4	2.4						
Avg. Stride Length [m]	4.9	7.0	7.0	7.0	7.2	7.2	6.9						





Horse/Jockey Name	Whenharry Metelsie
Final Rank	10
Fastest Section Time (Section)	0:08.19 (Overall)
Top Speed [km/h] (Section)	65.0 (1200m)
Race State	Finished

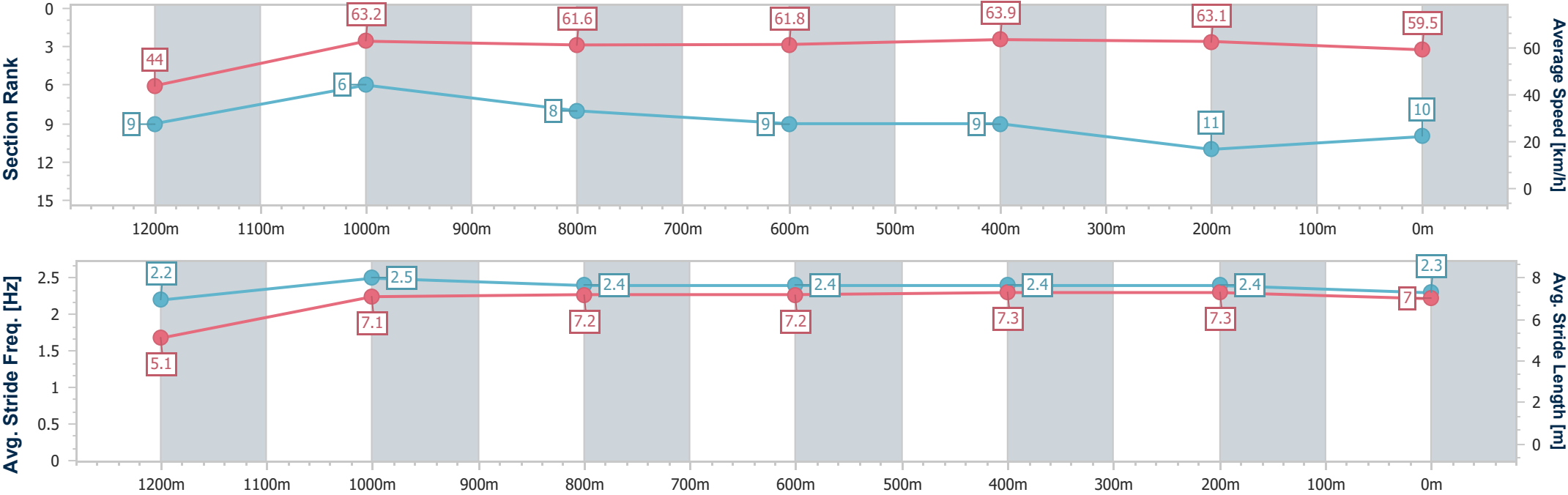


RockhamptonProfessional  
Race 4: AIRTECH REFRIGERATION AND AIR CONDITIONING  
Maiden Handicap - 1300m  
08 January 2026 - 14:30



Track Rating: Soft 5, Weather: Overcast, Rail Position: +0.5m Entire

Section	Overall	1200m	1000m	800m	600m	400m	200m						
Section Times	1:18.48 [10] (0:08.19)	1:10.29 [9] (0:11.52)	0:58.77 [6] (0:11.80)	0:46.97 [8] (0:12.04)	0:34.93 [9] (0:11.28)	0:23.65 [9] (0:11.43)	0:12.22 [11] (0:12.22)						
Average Speed [km/h]	44.0	63.2	61.6	61.8	63.9	63.1	59.5						
Top Speed [km/h]	58.5	65.0	63.8	63.1	64.7	64.5	61.4						
Avg. Dist. to Rail [m]	14.7	6.2	1.7	3.9	6.7	9.0	11.7						
Avg. Stride Freq. [Hz]	2.2	2.5	2.4	2.4	2.4	2.4	2.3						
Avg. Stride Length [m]	5.1	7.1	7.2	7.2	7.3	7.3	7.0						





Horse/Jockey Name	Picnic Blanket
Final Rank	11
Fastest Section Time (Section)	0:08.37 (Overall)
Top Speed [km/h] (Section)	64.9 (600m)
Race State	Finished

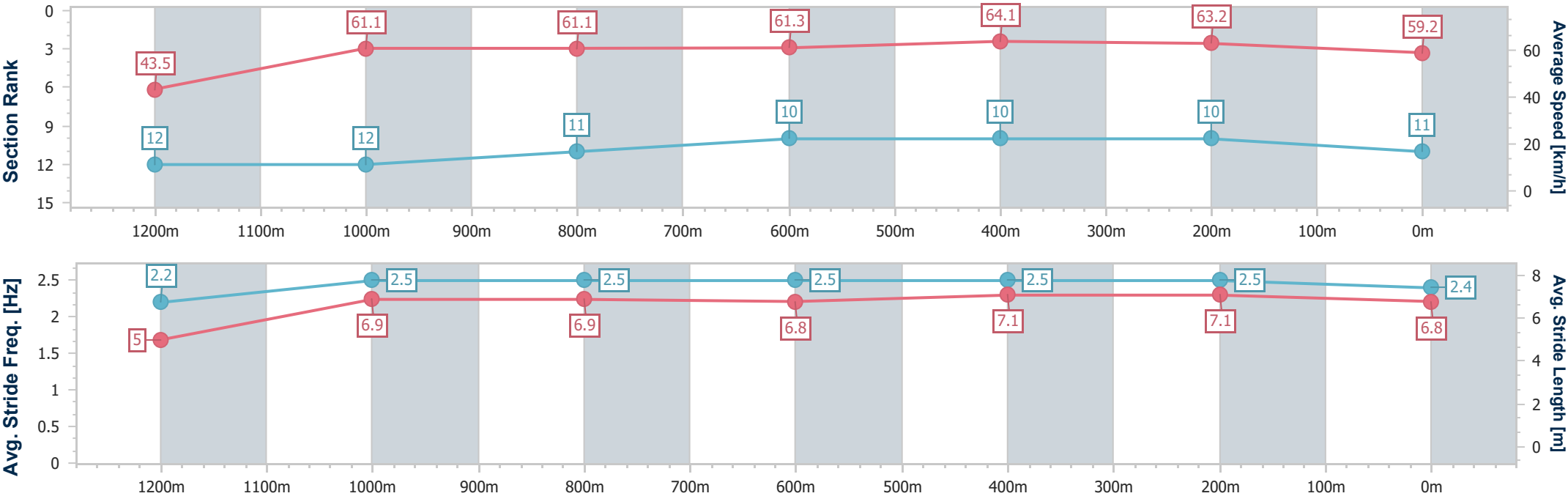


RockhamptonProfessional  
Race 4: AIRTECH REFRIGERATION AND AIR CONDITIONING  
Maiden Handicap - 1300m  
08 January 2026 - 14:30



Track Rating: Soft 5, Weather: Overcast, Rail Position: +0.5m Entire

Section	Overall	1200m	1000m	800m	600m	400m	200m						
Section Times	1:18.56 [11] (0:08.37)	1:10.19 [12] (0:11.80)	0:58.39 [12] (0:11.66)	0:46.73 [11] (0:11.79)	0:34.94 [10] (0:11.27)	0:23.67 [10] (0:11.37)	0:12.30 [10] (0:12.30)						
Average Speed [km/h]	43.5	61.1	61.1	61.3	64.1	63.2	59.2						
Top Speed [km/h]	59.3	63.3	64.2	61.9	64.9	64.7	62.4						
Avg. Dist. to Rail [m]	9.0	1.1	1.3	1.3	3.5	2.6	3.1						
Avg. Stride Freq. [Hz]	2.2	2.5	2.5	2.5	2.5	2.5	2.4						
Avg. Stride Length [m]	5.0	6.9	6.9	6.8	7.1	7.1	6.8						





Horse/Jockey Name	Miss Molly Rocket
Final Rank	12
Fastest Section Time (Section)	0:08.10 (Overall)
Top Speed [km/h] (Section)	64.5 (600m)
Race State	Finished

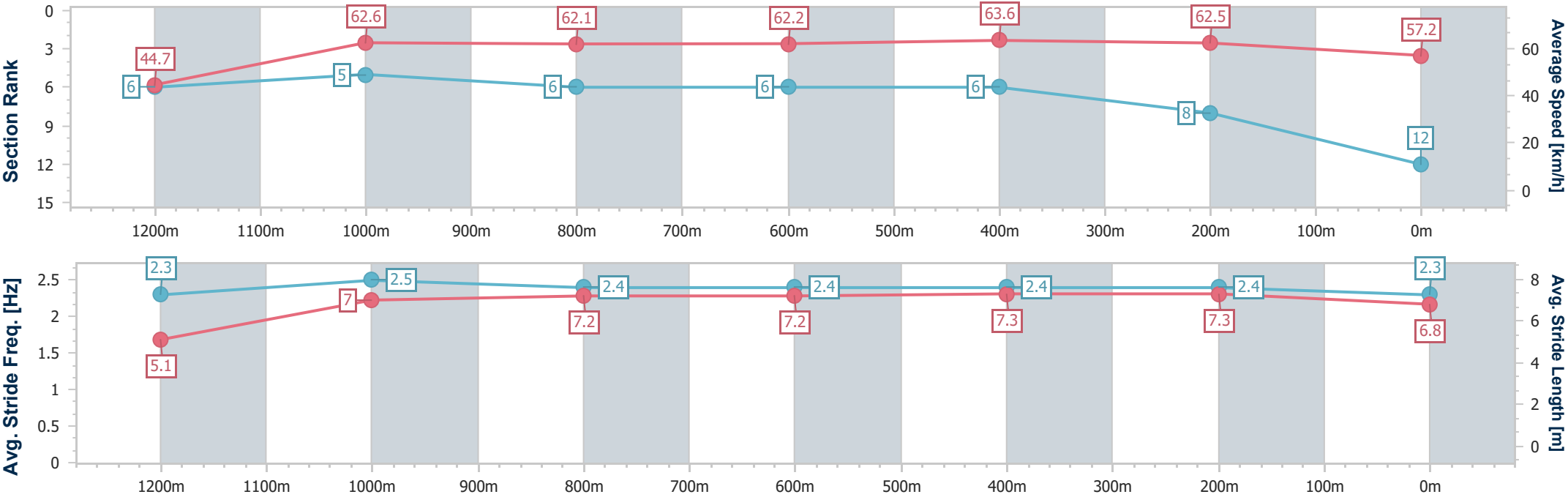


RockhamptonProfessional  
Race 4: AIRTECH REFRIGERATION AND AIR CONDITIONING  
Maiden Handicap - 1300m  
08 January 2026 - 14:30



Track Rating: Soft 5, Weather: Overcast, Rail Position: +0.5m Entire

Section	Overall	1200m	1000m	800m	600m	400m	200m						
Section Times	1:18.80 [12] (0:08.10)	1:10.70 [6] (0:11.52)	0:59.18 [5] (0:11.65)	0:47.53 [6] (0:11.93)	0:35.60 [6] (0:11.35)	0:24.25 [6] (0:11.51)	0:12.74 [8] (0:12.74)						
Average Speed [km/h]	44.7	62.6	62.1	62.2	63.6	62.5	57.2						
Top Speed [km/h]	59.2	63.9	63.9	63.3	64.5	63.9	60.2						
Avg. Dist. to Rail [m]	9.0	2.6	0.8	3.5	6.2	7.4	9.9						
Avg. Stride Freq. [Hz]	2.3	2.5	2.4	2.4	2.4	2.4	2.3						
Avg. Stride Length [m]	5.1	7.0	7.2	7.2	7.3	7.3	6.8						





Horse/Jockey Name	Step Obsessed
Final Rank	13
Fastest Section Time (Section)	0:08.17 (Overall)
Top Speed [km/h] (Section)	65.8 (1200m)
Race State	Finished

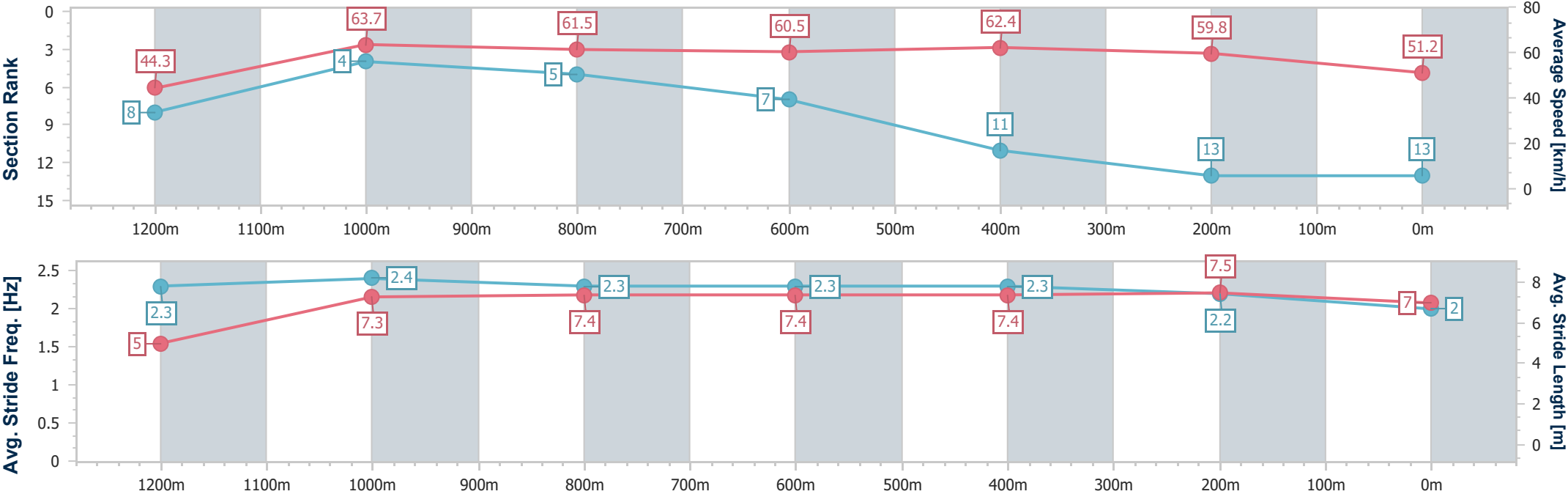


RockhamptonProfessional  
Race 4: AIRTECH REFRIGERATION AND AIR CONDITIONING  
Maiden Handicap - 1300m  
08 January 2026 - 14:30



Track Rating: Soft 5, Weather: Overcast, Rail Position: +0.5m Entire

Section	Overall	1200m	1000m	800m	600m	400m	200m						
Section Times	1:21.18 [13] (0:08.17)	1:13.01 [8] (0:11.34)	1:01.67 [4] (0:11.73)	0:49.94 [5] (0:12.14)	0:37.80 [7] (0:11.57)	0:26.23 [11] (0:12.04)	0:14.19 [13] (0:14.19)						
Average Speed [km/h]	44.3	63.7	61.5	60.5	62.4	59.8	51.2						
Top Speed [km/h]	60.2	65.8	64.2	61.1	63.0	62.9	55.1						
Avg. Dist. to Rail [m]	10.0	2.8	0.5	2.5	4.9	4.8	4.7						
Avg. Stride Freq. [Hz]	2.3	2.4	2.3	2.3	2.3	2.2	2.0						
Avg. Stride Length [m]	5.0	7.3	7.4	7.4	7.4	7.5	7.0						





**Rockhampton Professional**  
**Race 5: K N CIVIL EARTHWORKS QTIS Three-Year-Old and Four-Year-Old Handicap - 1100m**  
**08 January 2026 - 15:06**



Track Rating: Soft 5, Weather: Overcast, Rail Position: +0.5m Entire

Section		Overall				1000m	800m	600m	400m	200m	Last 600m		
Field Times		1:02.58				0:55.30	0:44.24	0:33.00	0:22.41	0:11.51	0:33.00		
		(0:07.28)				(0:11.06)	(0:11.24)	(0:10.59)	(0:10.90)	(0:11.51)			
Rank	TAB	Horse/Jockey	Barrier	Top Speed [km/h]	Fastest Section						Margin	Distance Travelled [m]	
1	6	I'M A CONDYGIRL	2	70.1	0:07.71	1:02.58 [1]	0:54.87 [8]	0:43.93 [4]	0:32.58 [5]	0:22.06 [4]	0:11.37 [4]	1:02.58	0:32.58
		Ron Stewart		600m	Overall	(0:07.71)	(0:10.94)	(0:11.35)	(0:10.52)	(0:10.69)	(0:11.37)		
2	1	SARAQAEI	3	69.2	0:07.39	1:02.68 [2]	0:55.29 [3]	0:44.06 [3]	0:32.83 [3]	0:22.25 [3]	0:11.48 [3]	0.55L	0:32.83 -7
		Warwick Satherley		600m	Overall	(0:07.39)	(0:11.23)	(0:11.23)	(0:10.58)	(0:10.77)	(0:11.48)		
3	8	TARA I AM	9	68.9	0:07.37	1:03.08 [3]	0:55.71 [2]	0:44.57 [2]	0:33.40 [2]	0:22.84 [2]	0:12.01 [1]	2.91L	0:33.40 -2
		Tahlia Fenlon		600m	Overall	(0:07.37)	(0:11.14)	(0:11.17)	(0:10.56)	(0:10.83)	(0:12.01)		
4	5	NEXT LEGACY	4	69.5	0:07.55	1:03.23 [4]	0:55.68 [4]	0:44.23 [7]	0:32.99 [7]	0:22.36 [7]	0:11.65 [6]	3.79L	0:32.99 +0
		Raul Silvera Olivera		600m	Overall	(0:07.55)	(0:11.45)	(0:11.24)	(0:10.63)	(0:10.71)	(0:11.65)		
5	3	ELECTRIC BRAE	7	69.9	0:07.87	1:03.23 [5]	0:55.36 [10]	0:43.92 [10]	0:32.63 [10]	0:22.10 [10]	0:11.53 [9]	3.81L	0:32.63 -7
		Ryan Wiggins		400m	Overall	(0:07.87)	(0:11.44)	(0:11.29)	(0:10.53)	(0:10.57)	(0:11.53)		
6	2	AMERICAN CONQUEST	8	71.0	0:07.68	1:03.31 [6]	0:55.63 [6]	0:44.12 [9]	0:32.89 [9]	0:22.43 [8]	0:11.76 [5]	4.26L	0:32.89 -1
		Karl Zechner		600m	Overall	(0:07.68)	(0:11.51)	(0:11.23)	(0:10.46)	(0:10.67)	(0:11.76)		
7	10	MOSCOW CITY	6	69.2	0:07.28	1:03.34 [7]	0:56.06 [1]	0:45.00 [1]	0:33.76 [1]	0:23.17 [1]	0:12.24 [2]	4.46L	0:33.76 -3
		Georgina Cartwright		600m	Overall	(0:07.28)	(0:11.06)	(0:11.24)	(0:10.59)	(0:10.93)	(0:12.24)		
8	4	FOUR LEAF WONDER	5	69.0	0:07.78	1:03.36 [8]	0:55.58 [9]	0:44.30 [8]	0:32.99 [8]	0:22.38 [9]	0:11.60 [10]	4.57L	0:32.99 -8
		Tasha Chambers		600m	Overall	(0:07.78)	(0:11.28)	(0:11.31)	(0:10.61)	(0:10.78)	(0:11.60)		
9	9	PARTY FOR US	1	68.4	0:07.68	1:03.44 [9]	0:55.76 [6]	0:44.67 [6]	0:33.30 [6]	0:22.66 [6]	0:11.78 [7]	5.05L	0:33.30 -6
		Fiona Sandkuhl		600m	Overall	(0:07.68)	(0:11.09)	(0:11.37)	(0:10.64)	(0:10.88)	(0:11.78)		
10	7	INNOVADER	10	68.0	0:07.64	1:03.68 [10]	0:56.04 [5]	0:44.94 [5]	0:33.72 [4]	0:23.01 [5]	0:12.00 [8]	6.44L	0:33.72 +1
		Chris McIver		600m	Overall	(0:07.64)	(0:11.10)	(0:11.22)	(0:10.71)	(0:11.01)	(0:12.00)		



Horse/Jockey Name	I'm A Condylgirl
Final Rank	1
Fastest Section Time (Section)	0:07.71 (Overall)
Top Speed [km/h] (Section)	70.1 (600m)
Race State	Finished

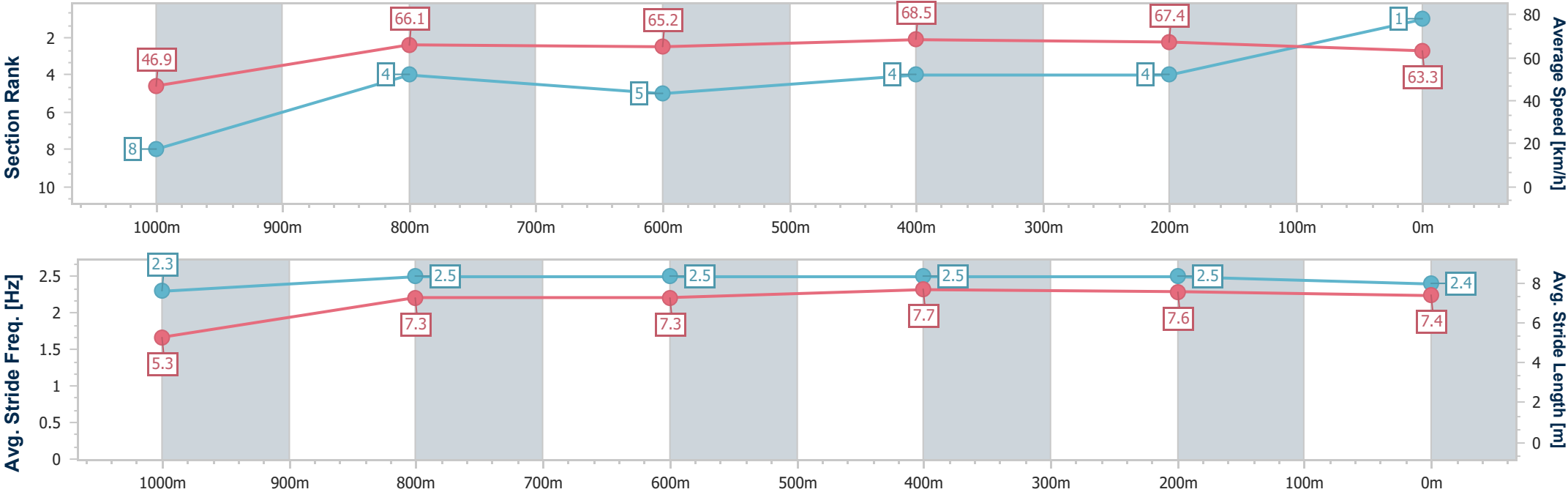


RockhamptonProfessional  
Race 5: K N CIVIL EARTHWORKS QTIS Three-Year-Old and  
Four-Year-Old Handicap - 1100m  
08 January 2026 - 15:06



Track Rating: Soft 5, Weather: Overcast, Rail Position: +0.5m Entire

Section	Overall	1000m	800m	600m	400m	200m								
Section Times	1:02.58 [1] (0:07.71)	0:54.87 [8] (0:10.94)	0:43.93 [4] (0:11.35)	0:32.58 [5] (0:10.52)	0:22.06 [4] (0:10.69)	0:11.37 [4] (0:11.37)								
Average Speed [km/h]	46.9	66.1	65.2	68.5	67.4	63.3								
Top Speed [km/h]	61.8	67.6	66.3	70.1	69.2	67.3								
Avg. Dist. to Rail [m]	5.7	1.2	3.3	6.6	7.9	8.6								
Avg. Stride Freq. [Hz]	2.3	2.5	2.5	2.5	2.5	2.4								
Avg. Stride Length [m]	5.3	7.3	7.3	7.7	7.6	7.4								





Horse/Jockey Name	Saraqael
Final Rank	2
Fastest Section Time (Section)	0:07.39 (Overall)
Top Speed [km/h] (Section)	69.2 (600m)
Race State	Finished

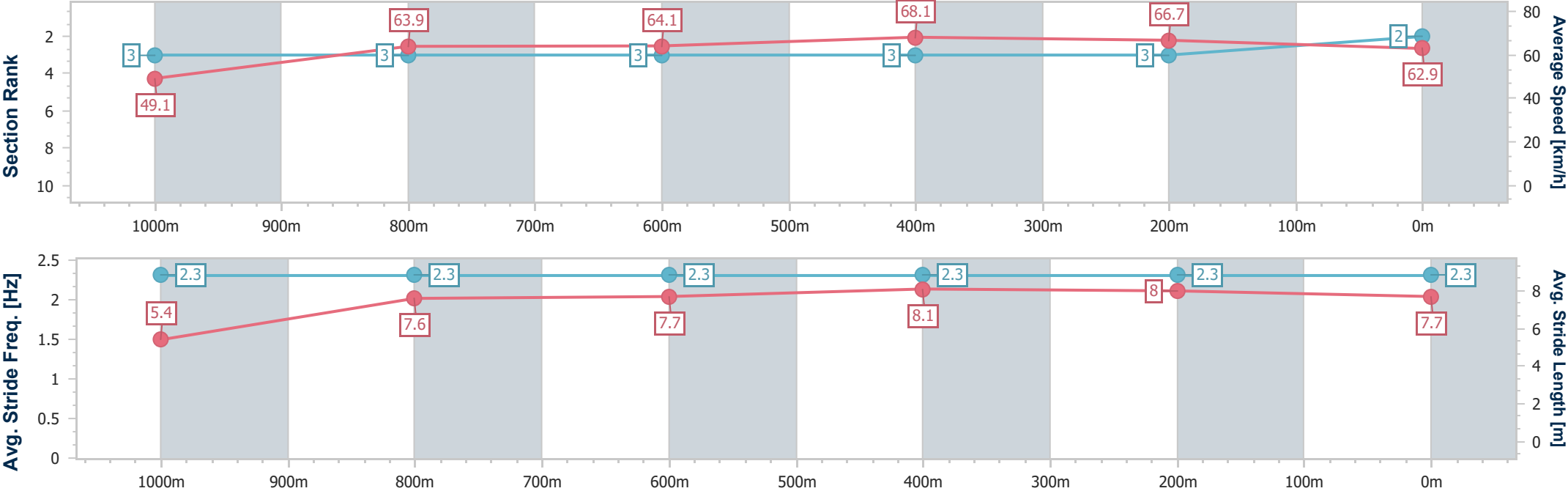


RockhamptonProfessional  
Race 5: K N CIVIL EARTHWORKS QTIS Three-Year-Old and  
Four-Year-Old Handicap - 1100m  
08 January 2026 - 15:06



Track Rating: Soft 5, Weather: Overcast, Rail Position: +0.5m Entire

Section	Overall	1000m	800m	600m	400m	200m								
Section Times	1:02.68 [2] (0:07.39)	0:55.29 [3] (0:11.23)	0:44.06 [3] (0:11.23)	0:32.83 [3] (0:10.58)	0:22.25 [3] (0:10.77)	0:11.48 [3] (0:11.48)								
Average Speed [km/h]	49.1	63.9	64.1	68.1	66.7	62.9								
Top Speed [km/h]	62.2	65.0	66.2	69.2	68.7	66.1								
Avg. Dist. to Rail [m]	6.2	1.0	0.4	1.0	2.4	3.7								
Avg. Stride Freq. [Hz]	2.3	2.3	2.3	2.3	2.3	2.3								
Avg. Stride Length [m]	5.4	7.6	7.7	8.1	8.0	7.7								





Horse/Jockey Name	Tara I Am
Final Rank	3
Fastest Section Time (Section)	0:07.37 (Overall)
Top Speed [km/h] (Section)	68.9 (600m)
Race State	Finished

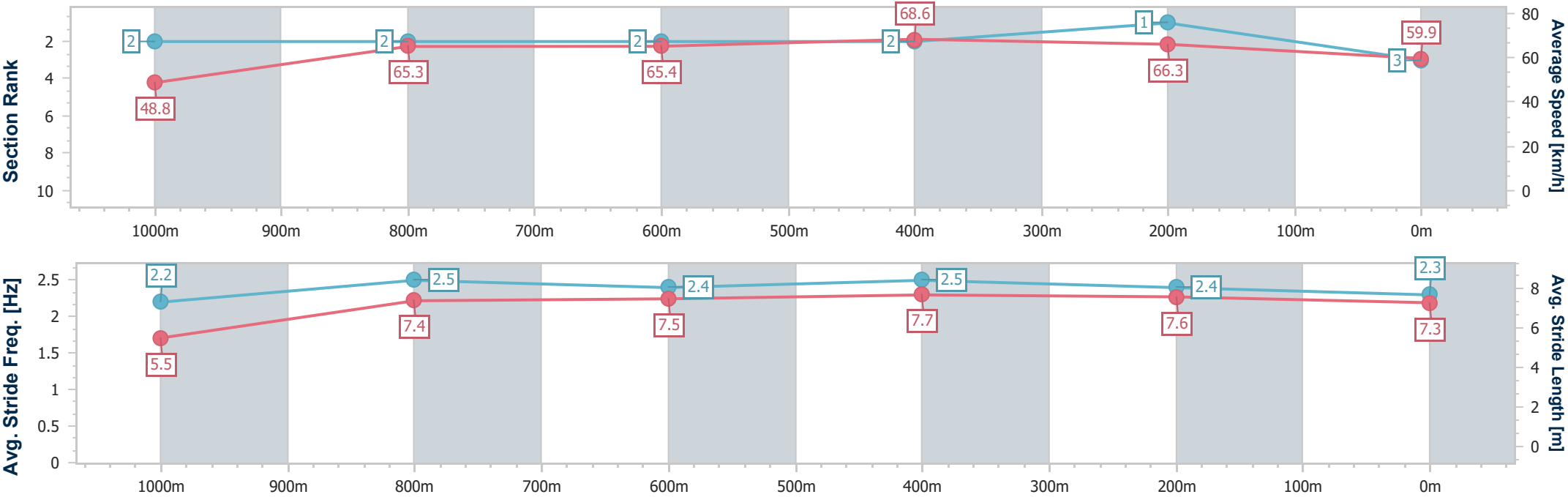


RockhamptonProfessional  
Race 5: K N CIVIL EARTHWORKS QTIS Three-Year-Old and  
Four-Year-Old Handicap - 1100m  
08 January 2026 - 15:06



Track Rating: Soft 5, Weather: Overcast, Rail Position: +0.5m Entire

Section	Overall	1000m	800m	600m	400m	200m								
Section Times	1:03.08 [3] (0:07.37)	0:55.71 [2] (0:11.14)	0:44.57 [2] (0:11.17)	0:33.40 [2] (0:10.56)	0:22.84 [2] (0:10.83)	0:12.01 [1] (0:12.01)								
Average Speed [km/h]	48.8	65.3	65.4	68.6	66.3	59.9								
Top Speed [km/h]	64.1	65.8	67.5	68.9	68.7	63.8								
Avg. Dist. to Rail [m]	13.2	2.8	2.1	3.2	4.2	5.5								
Avg. Stride Freq. [Hz]	2.2	2.5	2.4	2.5	2.4	2.3								
Avg. Stride Length [m]	5.5	7.4	7.5	7.7	7.6	7.3								





Horse/Jockey Name	Next Legacy
Final Rank	4
Fastest Section Time (Section)	0:07.55 (Overall)
Top Speed [km/h] (Section)	69.5 (600m)
Race State	Finished



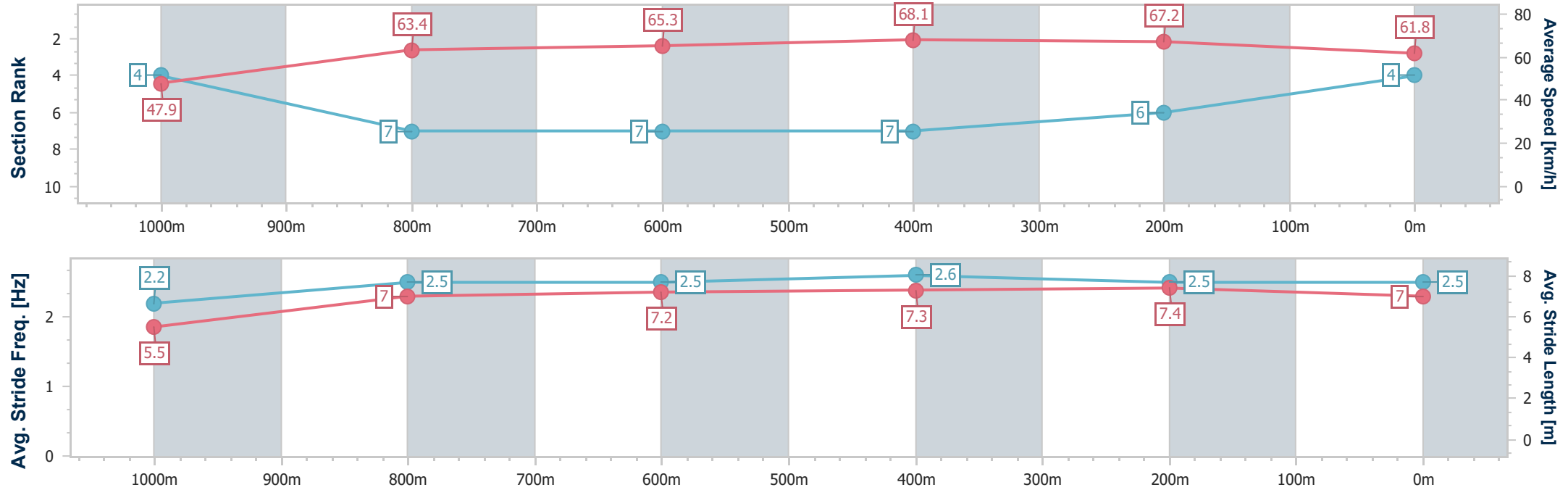
RockhamptonProfessional  
Race 5: K N CIVIL EARTHWORKS QTIS Three-Year-Old and  
Four-Year-Old Handicap - 1100m

08 January 2026 - 15:06

Track Rating: Soft 5, Weather: Overcast, Rail Position: +0.5m Entire



Section	Overall	1000m	800m	600m	400m	200m							
Section Times	1:03.23 [4] (0:07.55)	0:55.68 [4] (0:11.45)	0:44.23 [7] (0:11.24)	0:32.99 [7] (0:10.63)	0:22.36 [7] (0:10.71)	0:11.65 [6] (0:11.65)							
Average Speed [km/h]	47.9	63.4	65.3	68.1	67.2	61.8							
Top Speed [km/h]	60.7	65.4	66.7	69.5	69.5	65.6							
Avg. Dist. to Rail [m]	7.8	1.9	2.7	4.3	4.8	5.5							
Avg. Stride Freq. [Hz]	2.2	2.5	2.5	2.6	2.5	2.5							
Avg. Stride Length [m]	5.5	7.0	7.2	7.3	7.4	7.0							



- [ ] Ranking at each section and finish
- .-.- No data available at this section
- NA No data available



Horse/Jockey Name	Electric Brae
Final Rank	5
Fastest Section Time (Section)	0:07.87 (Overall)
Top Speed [km/h] (Section)	69.9 (400m)
Race State	Finished



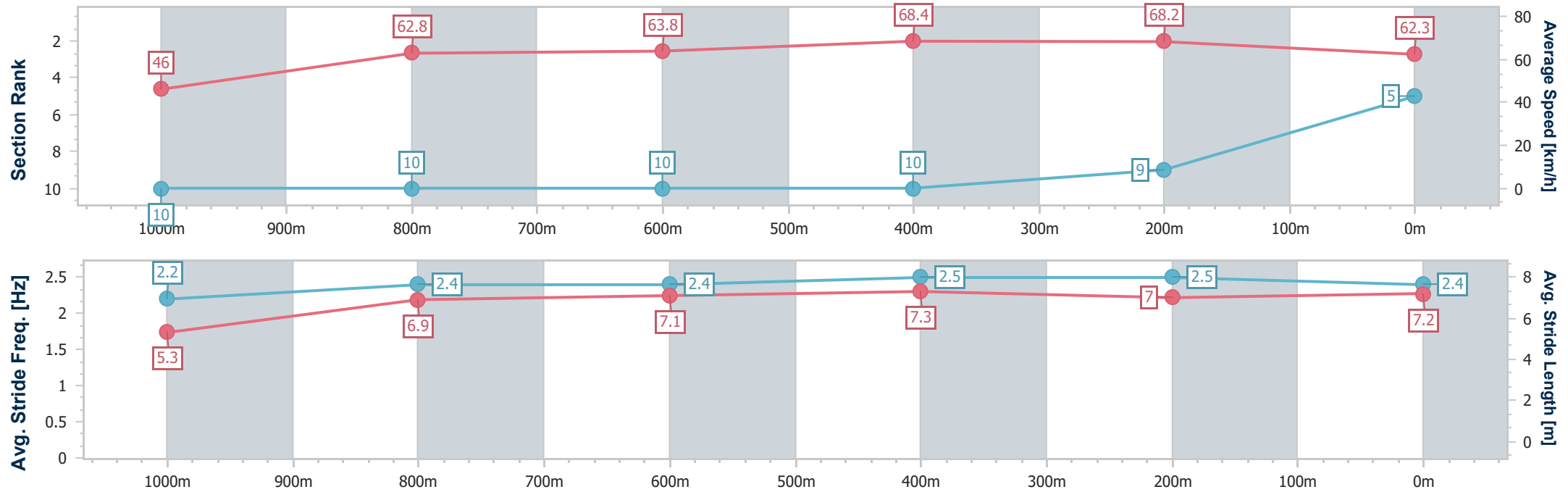
Rockhampton Professional  
Race 5: K N CIVIL EARTHWORKS QTIS Three-Year-Old and  
Four-Year-Old Handicap - 1100m

08 January 2026 - 15:06



Track Rating: Soft 5, Weather: Overcast, Rail Position: +0.5m Entire

Section	Overall	1000m	800m	600m	400m	200m								
Section Times	1:03.23 [5] (0:07.87)	0:55.36 [10] (0:11.44)	0:43.92 [10] (0:11.29)	0:32.63 [10] (0:10.53)	0:22.10 [10] (0:10.57)	0:11.53 [9] (0:11.53)								
Average Speed [km/h]	46.0	62.8	63.8	68.4	68.2	62.3								
Top Speed [km/h]	56.6	65.4	65.9	69.9	69.9	66.6								
Avg. Dist. to Rail [m]	10.7	1.5	0.6	4.2	7.5	10.2								
Avg. Stride Freq. [Hz]	2.2	2.4	2.4	2.5	2.5	2.4								
Avg. Stride Length [m]	5.3	6.9	7.1	7.3	7.0	7.2								





Horse/Jockey Name	American Conquest
Final Rank	6
Fastest Section Time (Section)	0:07.68 (Overall)
Top Speed [km/h] (Section)	71.0 (600m)
Race State	Finished

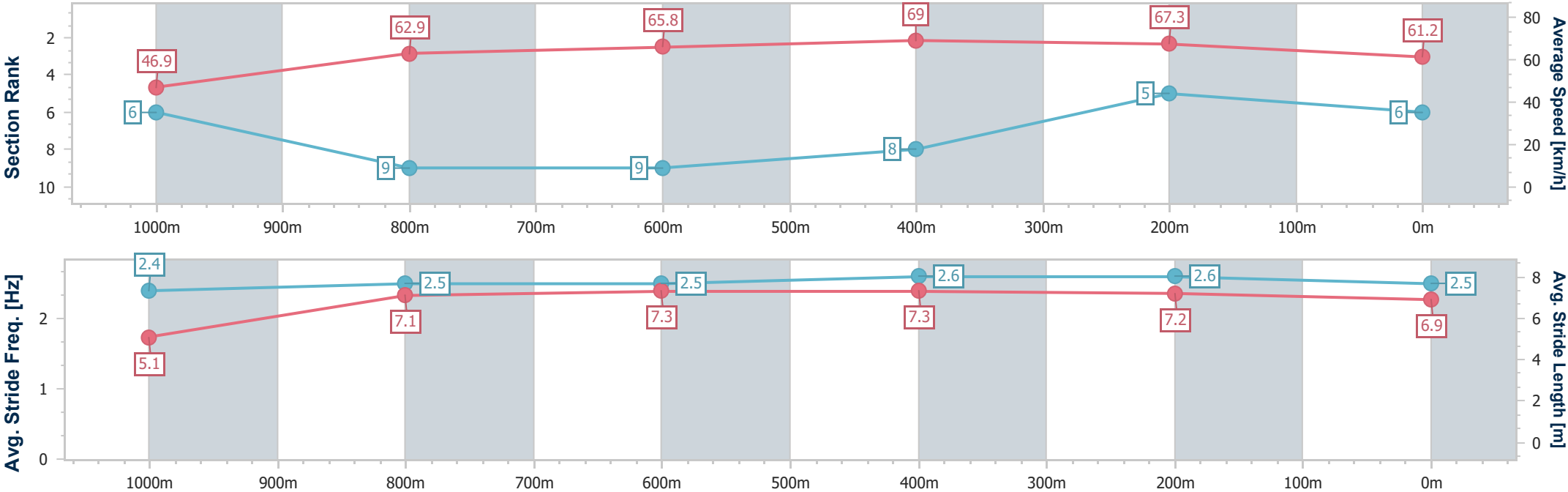


RockhamptonProfessional  
Race 5: K N CIVIL EARTHWORKS QTIS Three-Year-Old and  
Four-Year-Old Handicap - 1100m  
08 January 2026 - 15:06



Track Rating: Soft 5, Weather: Overcast, Rail Position: +0.5m Entire

Section	Overall	1000m	800m	600m	400m	200m								
Section Times	1:03.31 [6] (0:07.68)	0:55.63 [6] (0:11.51)	0:44.12 [9] (0:11.23)	0:32.89 [9] (0:10.46)	0:22.43 [8] (0:10.67)	0:11.76 [5] (0:11.76)								
Average Speed [km/h]	46.9	62.9	65.8	69.0	67.3	61.2								
Top Speed [km/h]	58.2	65.2	67.9	71.0	69.9	64.7								
Avg. Dist. to Rail [m]	11.5	1.7	2.7	5.1	7.1	7.6								
Avg. Stride Freq. [Hz]	2.4	2.5	2.5	2.6	2.6	2.5								
Avg. Stride Length [m]	5.1	7.1	7.3	7.3	7.2	6.9								





Horse/Jockey Name	Moscow City
Final Rank	7
Fastest Section Time (Section)	0:07.28 (Overall)
Top Speed [km/h] (Section)	69.2 (600m)
Race State	Finished



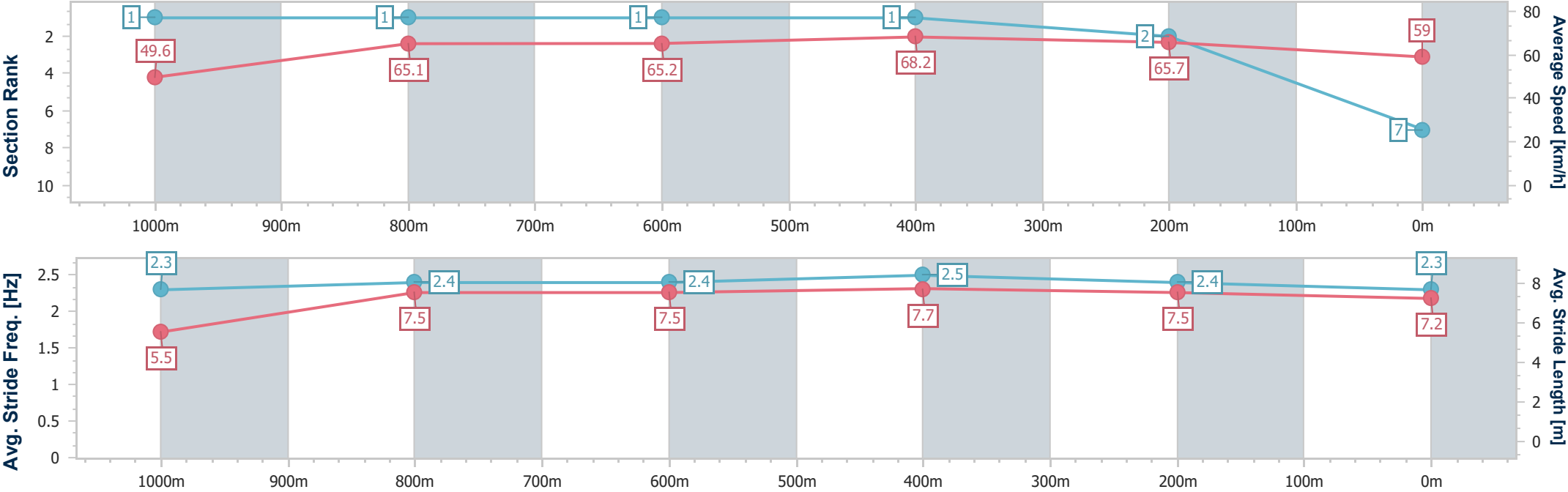
RockhamptonProfessional  
Race 5: K N CIVIL EARTHWORKS QTIS Three-Year-Old and  
Four-Year-Old Handicap - 1100m

08 January 2026 - 15:06



Track Rating: Soft 5, Weather: Overcast, Rail Position: +0.5m Entire

Section	Overall	1000m	800m	600m	400m	200m								
Section Times	1:03.34 [7] (0:07.28)	0:56.06 [1] (0:11.06)	0:45.00 [1] (0:11.24)	0:33.76 [1] (0:10.59)	0:23.17 [1] (0:10.93)	0:12.24 [2] (0:12.24)								
Average Speed [km/h]	49.6	65.1	65.2	68.2	65.7	59.0								
Top Speed [km/h]	62.9	66.3	66.9	69.2	68.9	63.4								
Avg. Dist. to Rail [m]	10.2	1.8	2.0	2.8	3.6	3.2								
Avg. Stride Freq. [Hz]	2.3	2.4	2.4	2.5	2.4	2.3								
Avg. Stride Length [m]	5.5	7.5	7.5	7.7	7.5	7.2								





Horse/Jockey Name	Four Leaf Wonder
Final Rank	8
Fastest Section Time (Section)	0:07.78 (Overall)
Top Speed [km/h] (Section)	69.0 (600m)
Race State	Finished

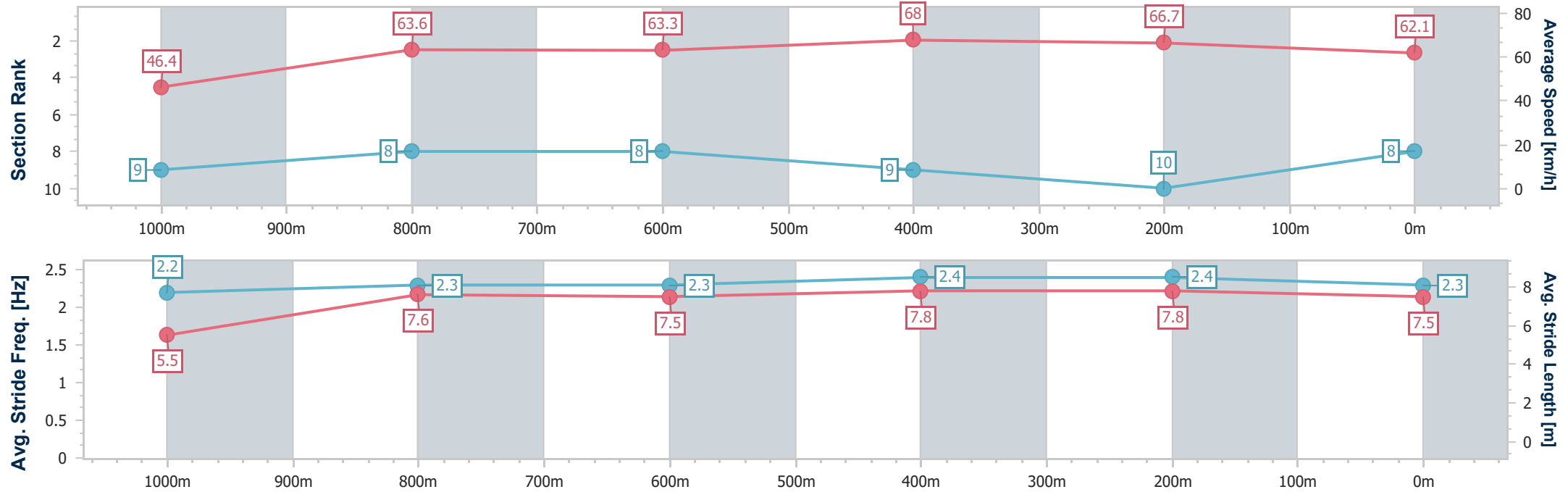


RockhamptonProfessional  
Race 5: K N CIVIL EARTHWORKS QTIS Three-Year-Old and  
Four-Year-Old Handicap - 1100m  
08 January 2026 - 15:06



Track Rating: Soft 5, Weather: Overcast, Rail Position: +0.5m Entire

Section	Overall	1000m	800m	600m	400m	200m								
Section Times	1:03.36 [8] (0:07.78)	0:55.58 [9] (0:11.28)	0:44.30 [8] (0:11.31)	0:32.99 [8] (0:10.61)	0:22.38 [9] (0:10.78)	0:11.60 [10] (0:11.60)								
Average Speed [km/h]	46.4	63.6	63.3	68.0	66.7	62.1								
Top Speed [km/h]	58.2	64.8	64.4	69.0	68.5	65.7								
Avg. Dist. to Rail [m]	9.1	1.2	0.5	1.3	3.8	6.2								
Avg. Stride Freq. [Hz]	2.2	2.3	2.3	2.4	2.4	2.3								
Avg. Stride Length [m]	5.5	7.6	7.5	7.8	7.8	7.5								





Horse/Jockey Name	Party For Us
Final Rank	9
Fastest Section Time (Section)	0:07.68 (Overall)
Top Speed [km/h] (Section)	68.4 (600m)
Race State	Finished

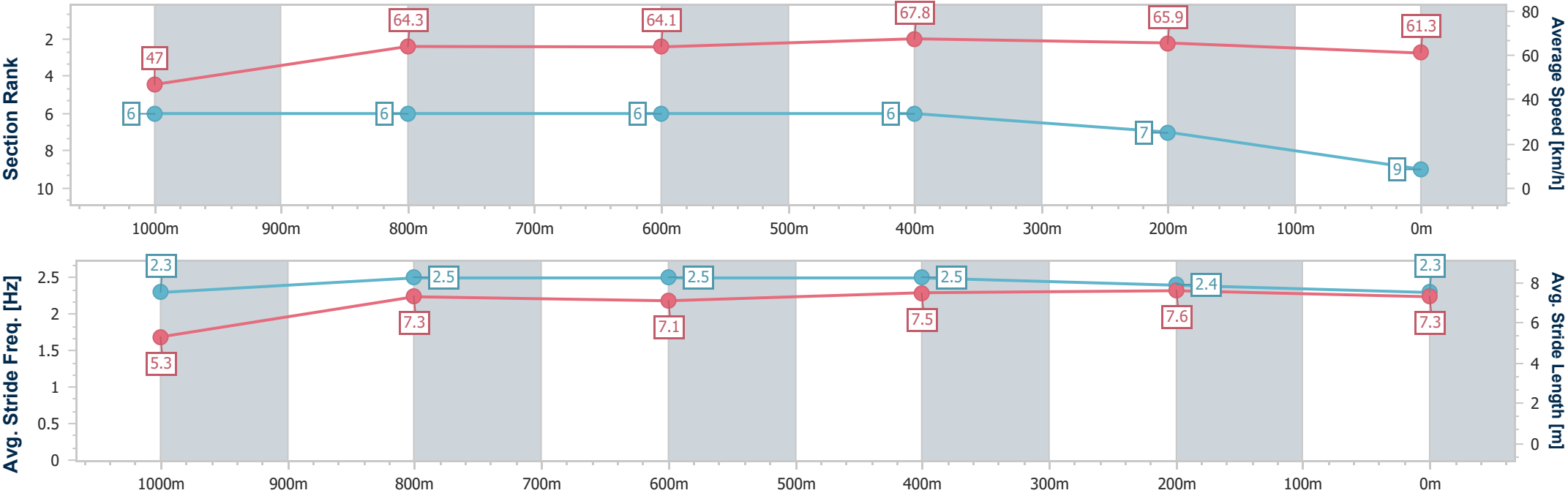


RockhamptonProfessional  
Race 5: K N CIVIL EARTHWORKS QTIS Three-Year-Old and  
Four-Year-Old Handicap - 1100m  
08 January 2026 - 15:06



Track Rating: Soft 5, Weather: Overcast, Rail Position: +0.5m Entire

Section	Overall	1000m	800m	600m	400m	200m								
Section Times	1:03.44 [9] (0:07.68)	0:55.76 [6] (0:11.09)	0:44.67 [6] (0:11.37)	0:33.30 [6] (0:10.64)	0:22.66 [6] (0:10.88)	0:11.78 [7] (0:11.78)								
Average Speed [km/h]	47.0	64.3	64.1	67.8	65.9	61.3								
Top Speed [km/h]	61.1	65.2	65.8	68.4	67.9	64.7								
Avg. Dist. to Rail [m]	3.3	1.4	1.6	2.8	3.0	3.2								
Avg. Stride Freq. [Hz]	2.3	2.5	2.5	2.5	2.4	2.3								
Avg. Stride Length [m]	5.3	7.3	7.1	7.5	7.6	7.3								





Horse/Jockey Name	Innovader
Final Rank	10
Fastest Section Time (Section)	0:07.64 (Overall)
Top Speed [km/h] (Section)	68.0 (600m)
Race State	Finished



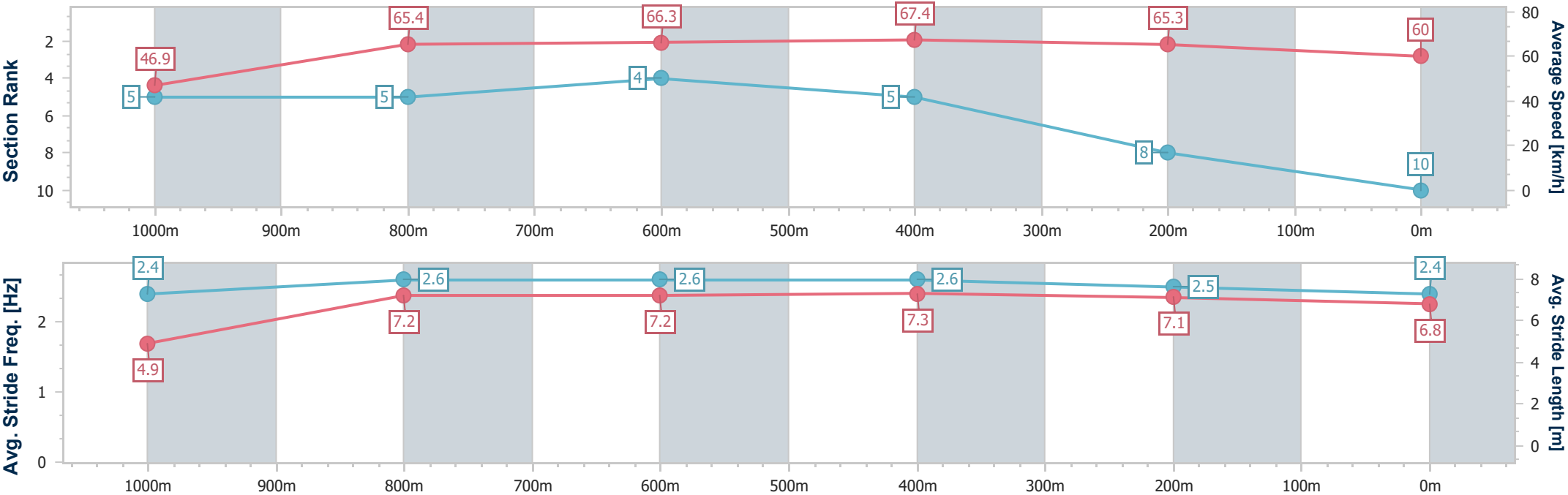
RockhamptonProfessional  
Race 5: K N CIVIL EARTHWORKS QTIS Three-Year-Old and  
Four-Year-Old Handicap - 1100m

08 January 2026 - 15:06

Track Rating: Soft 5, Weather: Overcast, Rail Position: +0.5m Entire



Section	Overall	1000m	800m	600m	400m	200m								
Section Times	1:03.68 [10] (0:07.64)	0:56.04 [5] (0:11.10)	0:44.94 [5] (0:11.22)	0:33.72 [4] (0:10.71)	0:23.01 [5] (0:11.01)	0:12.00 [8] (0:12.00)								
Average Speed [km/h]	46.9	65.4	66.3	67.4	65.3	60.0								
Top Speed [km/h]	64.8	67.3	67.2	68.0	67.1	64.1								
Avg. Dist. to Rail [m]	14.0	2.4	3.7	5.2	5.7	6.0								
Avg. Stride Freq. [Hz]	2.4	2.6	2.6	2.6	2.5	2.4								
Avg. Stride Length [m]	4.9	7.2	7.2	7.3	7.1	6.8								





Rockhampton Professional  
Race 6: NORTH TULLAMORE PASTORAL COMPANY Class 3 Handicap -  
1600m

08 January 2026 - 15:40



Track Rating: Soft 5, Weather: Overcast, Rail Position: +0.5m Entire

Section						Overall	1400m	1200m	1000m	800m	600m	400m	Last 600m	
Field Times						1:36.16 (0:13.39)	1:22.77 (0:11.18)	1:11.59 (0:11.43)	1:00.16 (0:11.92)	0:48.24 (0:12.49)	0:35.75 (0:11.70)	0:24.05 (0:11.76)	0:35.75	
Rank	TAB	Horse/Jockey	Barrier	Top Speed [km/h]	Fastest Section									Distance Travelled [m]
1	7	OUTTA CONTROL	8	64.9	0:11.27	1:36.16 [1]	1:22.43 [6]	1:11.16 [6]	0:59.57 [6]	0:47.68 [6]	0:35.27 [5]	0:23.67 [4]	0:35.27	
		Cody Collis		Overall	1400m	(0:13.73)	(0:11.27)	(0:11.59)	(0:11.89)	(0:12.41)	(0:11.60)	(0:11.46)		
2	5	SKILFUL ARTIST	6	66.9	0:11.10	1:36.29 [2]	1:22.61 [5]	1:11.51 [3]	0:59.86 [5]	0:47.84 [5]	0:35.27 [6]	0:23.69 [5]	0:35.27	+3
		Chris McIver		1400m	1400m	(0:13.68)	(0:11.10)	(0:11.65)	(0:12.02)	(0:12.57)	(0:11.58)	(0:11.50)		
3	2	SOUTHAVEN	2	64.9	0:11.18	1:36.29 [3]	1:22.90 [1]	1:11.72 [1]	1:00.29 [1]	0:48.37 [1]	0:35.88 [1]	0:24.18 [1]	0:35.88	+2
		Ryan Wiggins		1400m	1400m	(0:13.39)	(0:11.18)	(0:11.43)	(0:11.92)	(0:12.49)	(0:11.70)	(0:11.76)		
4	6	JAY BEE ELL	3	64.2	0:11.30	1:36.65 [4]	1:23.12 [3]	1:11.82 [4]	1:00.33 [4]	0:48.48 [3]	0:36.06 [3]	0:24.37 [2]	0:36.06	-2
		Adam Sewell		1200m	1400m	(0:13.53)	(0:11.30)	(0:11.49)	(0:11.85)	(0:12.42)	(0:11.69)	(0:11.73)		
5	1	GENERAL WOLFFE	9	65.2	0:11.19	1:36.85 [5]	1:23.19 [4]	1:12.00 [5]	1:00.55 [3]	0:48.71 [2]	0:36.32 [2]	0:24.47 [3]	0:36.32	+0
		Tahlia Fenlon		1400m	1400m	(0:13.66)	(0:11.19)	(0:11.45)	(0:11.84)	(0:12.39)	(0:11.85)	(0:11.83)		
6	10	SHADOW PROJECT	1	64.0	0:11.53	1:36.96 [6]	1:22.82 [8]	1:11.24 [9]	0:59.60 [9]	0:47.70 [9]	0:35.39 [9]	0:23.75 [9]	0:35.39	+0
		Raul Silvera Olivera		1400m	400m	(0:14.14)	(0:11.58)	(0:11.64)	(0:11.90)	(0:12.31)	(0:11.64)	(0:11.53)		
7	8	GRUMPYWANTSATISSUE	5	65.3	0:11.28	1:37.19 [7]	1:22.84 [9]	1:11.56 [8]	1:00.03 [8]	0:48.19 [8]	0:35.98 [7]	0:24.36 [6]	0:35.98	+3
		Karl Zechner		Overall	1400m	(0:14.35)	(0:11.28)	(0:11.53)	(0:11.84)	(0:12.21)	(0:11.62)	(0:11.69)		
8	4	PEAKING TOM	4	63.4	0:11.48	1:37.22 [8]	1:23.27 [7]	1:11.79 [7]	1:00.29 [7]	0:48.41 [7]	0:35.97 [8]	0:24.27 [8]	0:35.97	+1
		Ron Stewart		1200m	1400m	(0:13.95)	(0:11.48)	(0:11.50)	(0:11.88)	(0:12.44)	(0:11.70)	(0:11.70)		
9	3	FIOREEN	7	67.6	0:11.08	1:41.35 [9]	1:27.84 [2]	1:16.76 [2]	1:05.11 [2]	0:53.15 [4]	0:40.56 [4]	0:28.41 [7]	0:40.56	+2
		Georgina Cartwright		Overall	1400m	(0:13.51)	(0:11.08)	(0:11.65)	(0:11.96)	(0:12.59)	(0:12.15)	(0:12.86)		

Scratched: Ain't Nobody (#9)



Rockhampton Professional  
Race 6: NORTH TULLAMORE PASTORAL COMPANY Class 3 Handicap -  
1600m  
08 January 2026 - 15:40



Track Rating: Soft 5, Weather: Overcast, Rail Position: +0.5m Entire

Section		200m					Last 600m		
Field Times		0:12.29 (0:12.29)					0:35.75		
Rank	TAB	Horse/Jockey	Barrier	Top Speed [km/h]	Fastest Section	Margin		Distance Travelled [m]	
1	7	OUTTA CONTROL	8	64.9	0:11.27	0:12.21 [2]	1:36.16	0:35.27	
		Cody Collis		Overall	1400m	(0:12.21)			
2	5	SKILFUL ARTIST	6	66.9	0:11.10	0:12.19 [4]	0.75L	0:35.27	+3
		Chris McIver		1400m	1400m	(0:12.19)			
3	2	SOUTHAVEN	2	64.9	0:11.18	0:12.42 [1]	0.78L	0:35.88	+2
		Ryan Wiggins		1400m	1400m	(0:12.42)			
4	6	JAY BEE ELL	3	64.2	0:11.30	0:12.64 [3]	2.9L	0:36.06	-2
		Adam Sewell		1200m	1400m	(0:12.64)			
5	1	GENERAL WOLFFE	9	65.2	0:11.19	0:12.64 [5]	4.03L	0:36.32	+0
		Tahlia Fenlon		1400m	1400m	(0:12.64)			
6	10	SHADOW PROJECT	1	64.0	0:11.53	0:12.22 [8]	4.69L	0:35.39	+0
		Raul Silvera Olivera		1400m	400m	(0:12.22)			
7	8	GRUMPYWANTSATISSUE	5	65.3	0:11.28	0:12.67 [6]	6.07L	0:35.98	+3
		Karl Zechner		Overall	1400m	(0:12.67)			
8	4	PEAKING TOM	4	63.4	0:11.48	0:12.57 [7]	6.24L	0:35.97	+1
		Ron Stewart		1200m	1400m	(0:12.57)			
9	3	FIOREEN	7	67.6	0:11.08	0:15.55 [9]	30.52L	0:40.56	+2
		Georgina Cartwright		Overall	1400m	(0:15.55)			

Scratched: Ain't Nobody (#9)



Horse/Jockey Name	Outta Control
Final Rank	1
Fastest Section Time (Section)	0:11.27 (1400m)
Top Speed [km/h] (Section)	64.9 (Overall)
Race State	Finished

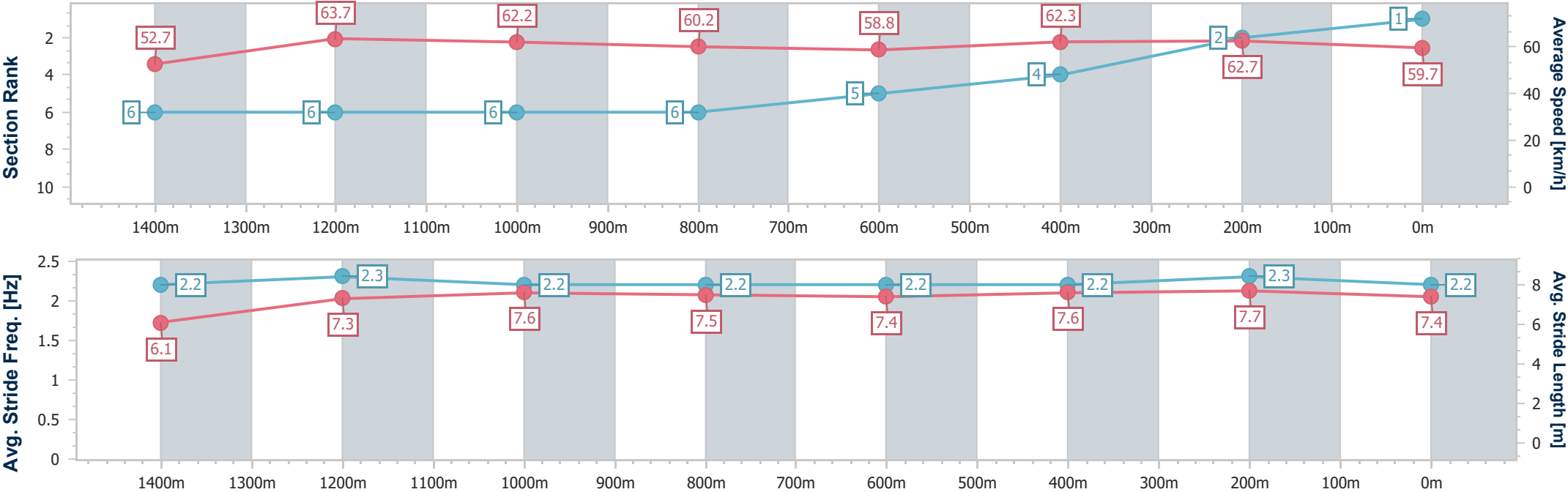


RockhamptonProfessional  
Race 6: NORTH TULLAMORE PASTORAL COMPANY Class 3  
Handicap - 1600m  
08 January 2026 - 15:40



Track Rating: Soft 5, Weather: Overcast, Rail Position: +0.5m Entire

Section	Overall	1400m	1200m	1000m	800m	600m	400m	200m					
Section Times	1:36.16 [1] (0:13.73)	1:22.43 [6] (0:11.27)	1:11.16 [6] (0:11.59)	0:59.57 [6] (0:11.89)	0:47.68 [6] (0:12.41)	0:35.27 [5] (0:11.60)	0:23.67 [4] (0:11.46)	0:12.21 [2] (0:12.21)					
Average Speed [km/h]	52.7	63.7	62.2	60.2	58.8	62.3	62.7	59.7					
Top Speed [km/h]	64.9	64.9	63.1	60.8	60.4	63.8	64.0	62.0					
Avg. Dist. to Rail [m]	6.9	0.4	0.7	0.5	1.4	3.8	7.4	8.6					
Avg. Stride Freq. [Hz]	2.2	2.3	2.2	2.2	2.2	2.2	2.3	2.2					
Avg. Stride Length [m]	6.1	7.3	7.6	7.5	7.4	7.6	7.7	7.4					





Horse/Jockey Name	Skilful Artist
Final Rank	2
Fastest Section Time (Section)	0:11.10 (1400m)
Top Speed [km/h] (Section)	66.9 (1400m)
Race State	Finished

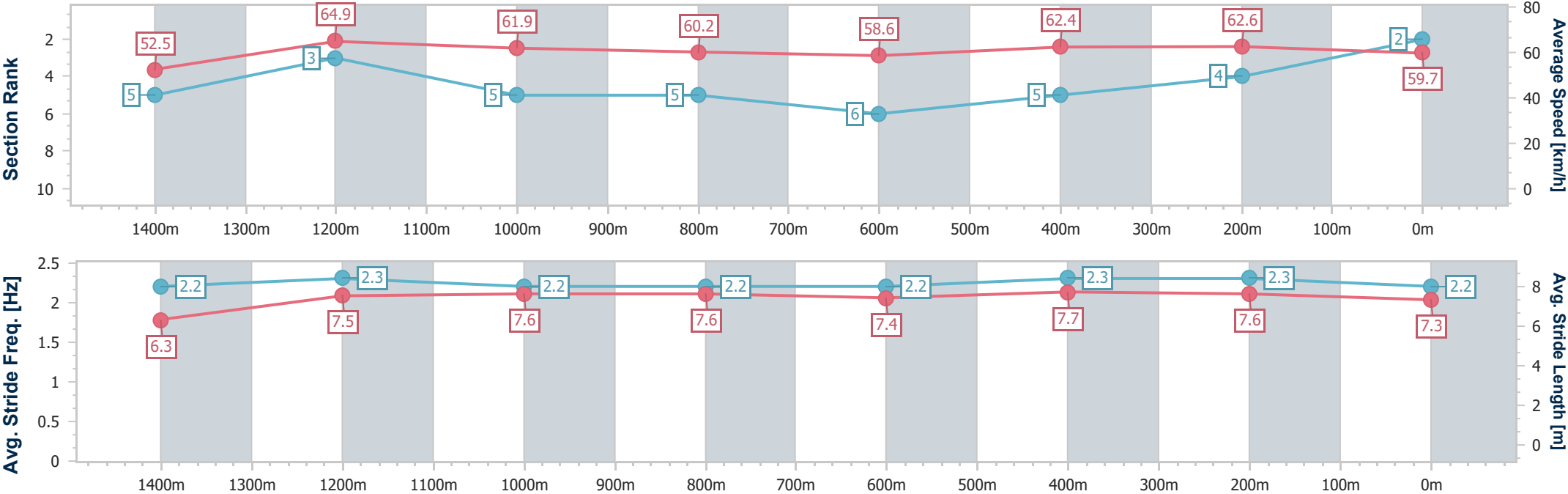


RockhamptonProfessional  
Race 6: NORTH TULLAMORE PASTORAL COMPANY Class 3  
Handicap - 1600m  
08 January 2026 - 15:40



Track Rating: Soft 5, Weather: Overcast, Rail Position: +0.5m Entire

Section	Overall	1400m	1200m	1000m	800m	600m	400m	200m					
Section Times	1:36.29 [2] (0:13.68)	1:22.61 [5] (0:11.10)	1:11.51 [3] (0:11.65)	0:59.86 [5] (0:12.02)	0:47.84 [5] (0:12.57)	0:35.27 [6] (0:11.58)	0:23.69 [5] (0:11.50)	0:12.19 [4] (0:12.19)					
Average Speed [km/h]	52.5	64.9	61.9	60.2	58.6	62.4	62.6	59.7					
Top Speed [km/h]	62.7	66.9	63.8	61.0	60.8	63.2	63.1	61.7					
Avg. Dist. to Rail [m]	5.7	1.4	0.6	0.7	2.7	5.4	8.0	9.2					
Avg. Stride Freq. [Hz]	2.2	2.3	2.2	2.2	2.2	2.3	2.3	2.2					
Avg. Stride Length [m]	6.3	7.5	7.6	7.6	7.4	7.7	7.6	7.3					





Horse/Jockey Name	Southaven
Final Rank	3
Fastest Section Time (Section)	0:11.18 (1400m)
Top Speed [km/h] (Section)	64.9 (1400m)
Race State	Finished

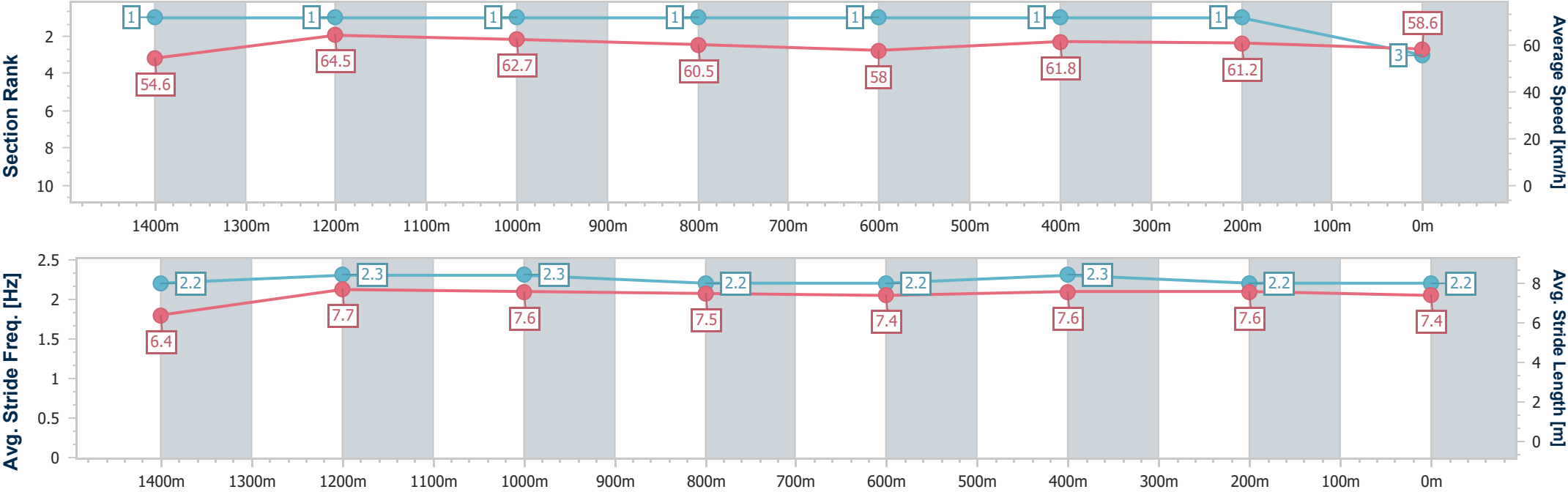


RockhamptonProfessional  
Race 6: NORTH TULLAMORE PASTORAL COMPANY Class 3  
Handicap - 1600m  
08 January 2026 - 15:40



Track Rating: Soft 5, Weather: Overcast, Rail Position: +0.5m Entire

Section	Overall	1400m	1200m	1000m	800m	600m	400m	200m					
Section Times	1:36.29 [3] (0:13.39)	1:22.90 [1] (0:11.18)	1:11.72 [1] (0:11.43)	1:00.29 [1] (0:11.92)	0:48.37 [1] (0:12.49)	0:35.88 [1] (0:11.70)	0:24.18 [1] (0:11.76)	0:12.42 [1] (0:12.42)					
Average Speed [km/h]	54.6	64.5	62.7	60.5	58.0	61.8	61.2	58.6					
Top Speed [km/h]	64.1	64.9	64.0	62.4	59.1	62.7	62.7	59.6					
Avg. Dist. to Rail [m]	3.4	0.3	0.6	0.5	1.2	2.3	3.0	4.6					
Avg. Stride Freq. [Hz]	2.2	2.3	2.3	2.2	2.2	2.3	2.2	2.2					
Avg. Stride Length [m]	6.4	7.7	7.6	7.5	7.4	7.6	7.6	7.4					





Horse/Jockey Name	Jay Bee Ell
Final Rank	4
Fastest Section Time (Section)	0:11.30 (1400m)
Top Speed [km/h] (Section)	64.2 (1200m)
Race State	Finished

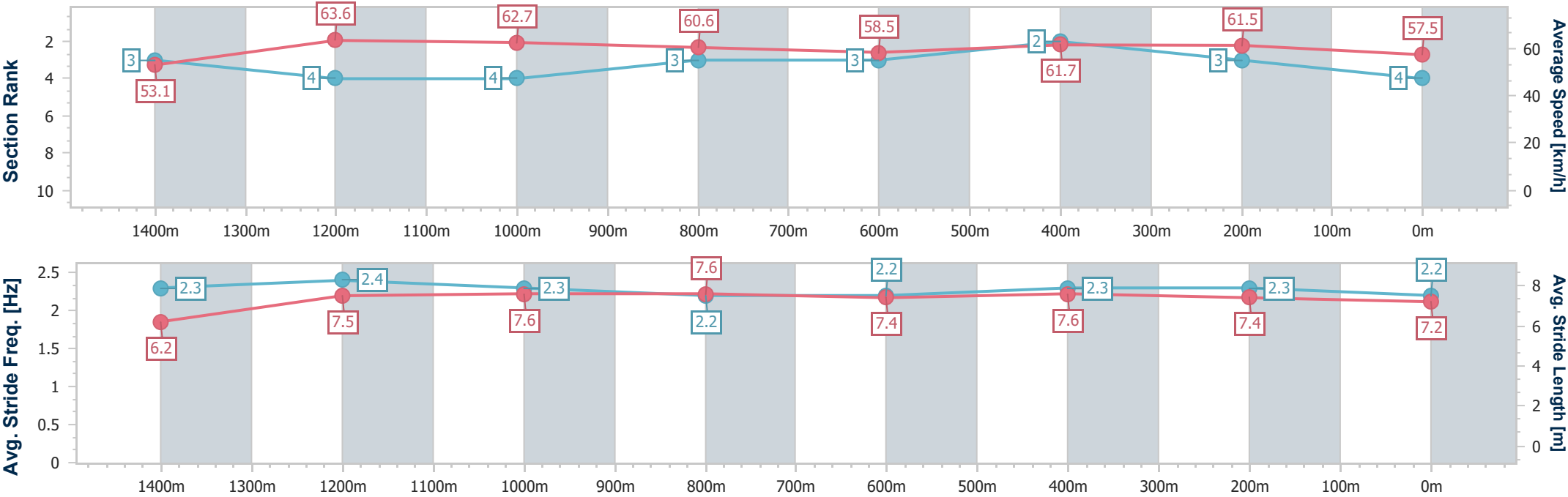


RockhamptonProfessional  
Race 6: NORTH TULLAMORE PASTORAL COMPANY Class 3  
Handicap - 1600m  
08 January 2026 - 15:40



Track Rating: Soft 5, Weather: Overcast, Rail Position: +0.5m Entire

Section	Overall	1400m	1200m	1000m	800m	600m	400m	200m					
Section Times	1:36.65 [4] (0:13.53)	1:23.12 [3] (0:11.30)	1:11.82 [4] (0:11.49)	1:00.33 [4] (0:11.85)	0:48.48 [3] (0:12.42)	0:36.06 [3] (0:11.69)	0:24.37 [2] (0:11.73)	0:12.64 [3] (0:12.64)					
Average Speed [km/h]	53.1	63.6	62.7	60.6	58.5	61.7	61.5	57.5					
Top Speed [km/h]	62.6	64.1	64.2	61.6	60.4	62.3	62.4	59.3					
Avg. Dist. to Rail [m]	4.5	0.8	0.6	0.6	1.4	3.1	4.7	6.1					
Avg. Stride Freq. [Hz]	2.3	2.4	2.3	2.2	2.2	2.3	2.3	2.2					
Avg. Stride Length [m]	6.2	7.5	7.6	7.6	7.4	7.6	7.4	7.2					





Horse/Jockey Name	General Wolffe
Final Rank	5
Fastest Section Time (Section)	0:11.19 (1400m)
Top Speed [km/h] (Section)	65.2 (1400m)
Race State	Finished

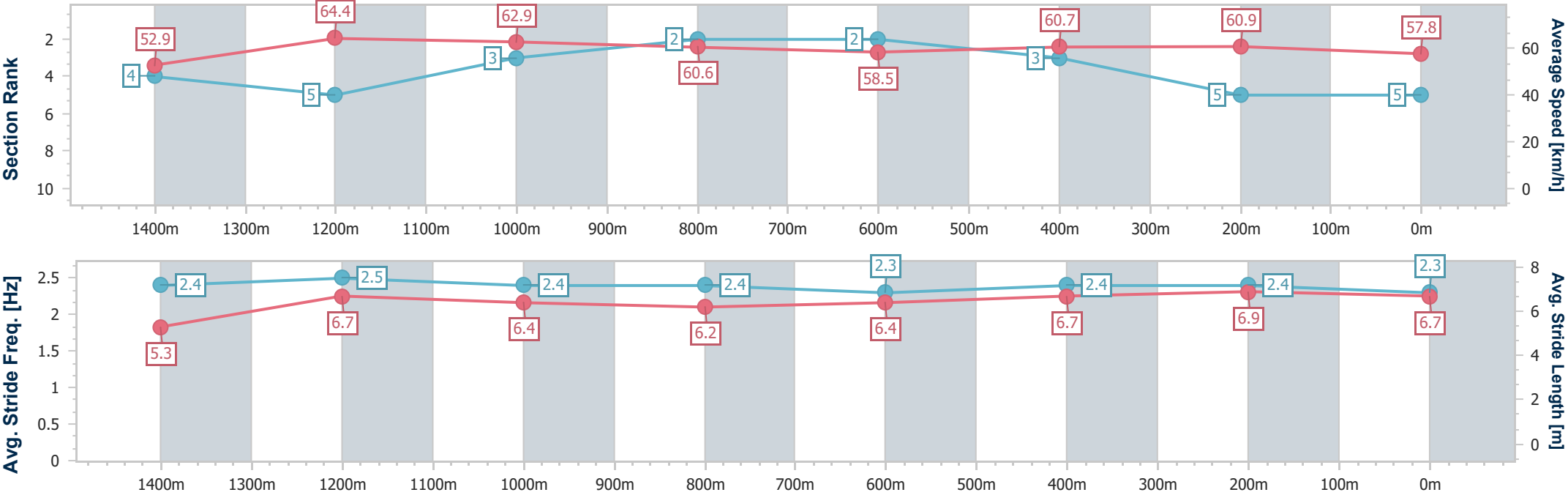


RockhamptonProfessional  
Race 6: NORTH TULLAMORE PASTORAL COMPANY Class 3  
Handicap - 1600m  
08 January 2026 - 15:40



Track Rating: Soft 5, Weather: Overcast, Rail Position: +0.5m Entire

Section	Overall	1400m	1200m	1000m	800m	600m	400m	200m					
Section Times	1:36.85 [5] (0:13.66)	1:23.19 [4] (0:11.19)	1:12.00 [5] (0:11.45)	1:00.55 [3] (0:11.84)	0:48.71 [2] (0:12.39)	0:36.32 [2] (0:11.85)	0:24.47 [3] (0:11.83)	0:12.64 [5] (0:12.64)					
Average Speed [km/h]	52.9	64.4	62.9	60.6	58.5	60.7	60.9	57.8					
Top Speed [km/h]	63.4	65.2	64.3	62.5	60.0	61.3	61.4	60.0					
Avg. Dist. to Rail [m]	9.2	4.0	1.7	0.9	1.2	4.1	5.8	7.8					
Avg. Stride Freq. [Hz]	2.4	2.5	2.4	2.4	2.3	2.4	2.4	2.3					
Avg. Stride Length [m]	5.3	6.7	6.4	6.2	6.4	6.7	6.9	6.7					





Horse/Jockey Name	Shadow Project
Final Rank	6
Fastest Section Time (Section)	0:11.53 (400m)
Top Speed [km/h] (Section)	64.0 (1400m)
Race State	Finished

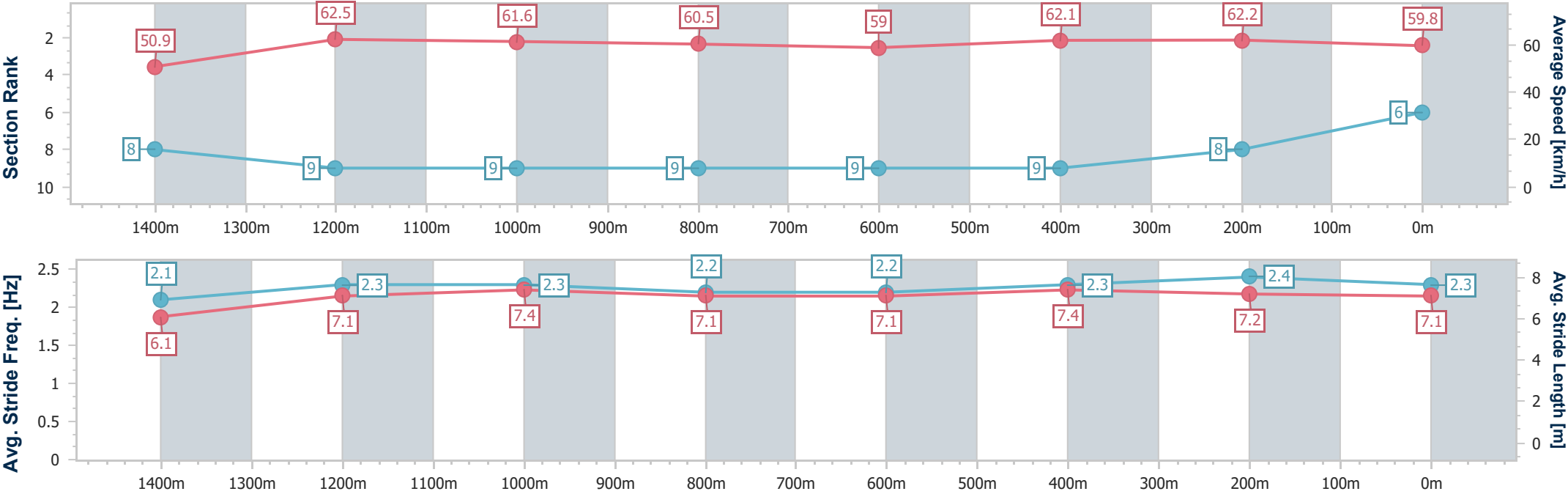


RockhamptonProfessional  
Race 6: NORTH TULLAMORE PASTORAL COMPANY Class 3  
Handicap - 1600m  
08 January 2026 - 15:40



Track Rating: Soft 5, Weather: Overcast, Rail Position: +0.5m Entire

Section	Overall	1400m	1200m	1000m	800m	600m	400m	200m					
Section Times	1:36.96 [6] (0:14.14)	1:22.82 [8] (0:11.58)	1:11.24 [9] (0:11.64)	0:59.60 [9] (0:11.90)	0:47.70 [9] (0:12.31)	0:35.39 [9] (0:11.64)	0:23.75 [9] (0:11.53)	0:12.22 [8] (0:12.22)					
Average Speed [km/h]	50.9	62.5	61.6	60.5	59.0	62.1	62.2	59.8					
Top Speed [km/h]	61.2	64.0	62.3	62.5	60.7	63.5	63.5	61.6					
Avg. Dist. to Rail [m]	2.5	0.8	0.8	0.6	1.5	3.1	2.8	3.6					
Avg. Stride Freq. [Hz]	2.1	2.3	2.3	2.2	2.2	2.3	2.4	2.3					
Avg. Stride Length [m]	6.1	7.1	7.4	7.1	7.1	7.4	7.2	7.1					





Horse/Jockey Name	Grumpywantsatissue
Final Rank	7
Fastest Section Time (Section)	0:11.28 (1400m)
Top Speed [km/h] (Section)	65.3 (Overall)
Race State	Finished



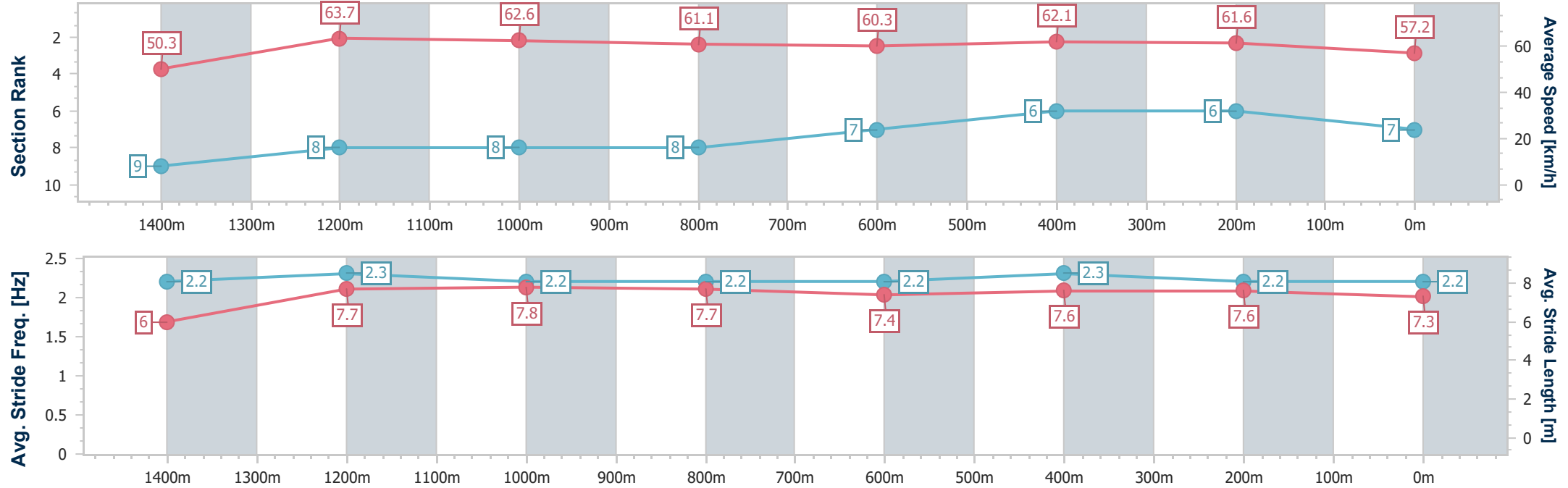
RockhamptonProfessional  
Race 6: NORTH TULLAMORE PASTORAL COMPANY Class 3  
Handicap - 1600m

08 January 2026 - 15:40



Track Rating: Soft 5, Weather: Overcast, Rail Position: +0.5m Entire

Section	Overall	1400m	1200m	1000m	800m	600m	400m	200m					
Section Times	1:37.19 [7] (0:14.35)	1:22.84 [9] (0:11.28)	1:11.56 [8] (0:11.53)	1:00.03 [8] (0:11.84)	0:48.19 [8] (0:12.21)	0:35.98 [7] (0:11.62)	0:24.36 [6] (0:11.69)	0:12.67 [6] (0:12.67)					
Average Speed [km/h]	50.3	63.7	62.6	61.1	60.3	62.1	61.6	57.2					
Top Speed [km/h]	65.3	64.8	63.8	62.3	61.6	63.0	62.6	59.7					
Avg. Dist. to Rail [m]	4.9	0.7	0.5	0.5	2.8	6.2	8.4	9.5					
Avg. Stride Freq. [Hz]	2.2	2.3	2.2	2.2	2.2	2.3	2.2	2.2					
Avg. Stride Length [m]	6.0	7.7	7.8	7.7	7.4	7.6	7.6	7.3					



- [ ] Ranking at each section and finish
- .-.- No data available at this section
- NA No data available



Horse/Jockey Name	Peaking Tom
Final Rank	8
Fastest Section Time (Section)	0:11.48 (1400m)
Top Speed [km/h] (Section)	63.4 (1200m)
Race State	Finished

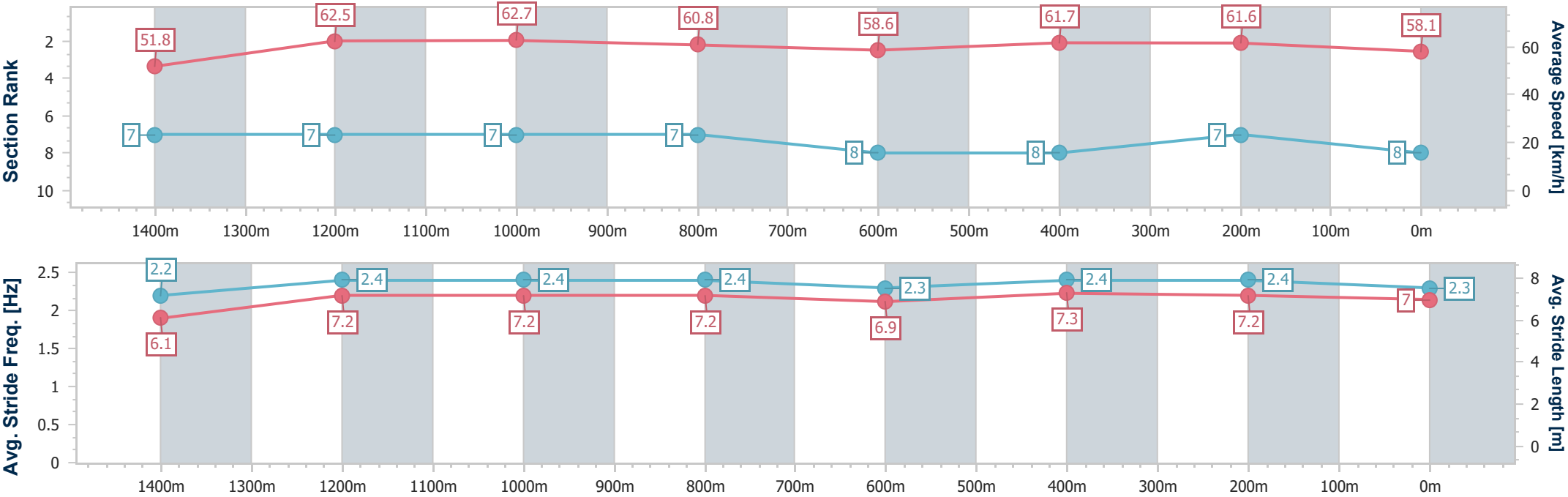


RockhamptonProfessional  
Race 6: NORTH TULLAMORE PASTORAL COMPANY Class 3  
Handicap - 1600m  
08 January 2026 - 15:40



Track Rating: Soft 5, Weather: Overcast, Rail Position: +0.5m Entire

Section	Overall	1400m	1200m	1000m	800m	600m	400m	200m					
Section Times	1:37.22 [8] (0:13.95)	1:23.27 [7] (0:11.48)	1:11.79 [7] (0:11.50)	1:00.29 [7] (0:11.88)	0:48.41 [7] (0:12.44)	0:35.97 [8] (0:11.70)	0:24.27 [8] (0:11.70)	0:12.57 [7] (0:12.57)					
Average Speed [km/h]	51.8	62.5	62.7	60.8	58.6	61.7	61.6	58.1					
Top Speed [km/h]	63.2	63.1	63.4	62.2	60.2	62.3	62.5	60.1					
Avg. Dist. to Rail [m]	4.1	0.5	0.6	0.2	1.9	5.3	7.3	8.6					
Avg. Stride Freq. [Hz]	2.2	2.4	2.4	2.4	2.3	2.4	2.4	2.3					
Avg. Stride Length [m]	6.1	7.2	7.2	7.2	6.9	7.3	7.2	7.0					





Horse/Jockey Name	Fioreen
Final Rank	9
Fastest Section Time (Section)	0:11.08 (1400m)
Top Speed [km/h] (Section)	67.6 (Overall)
Race State	Finished



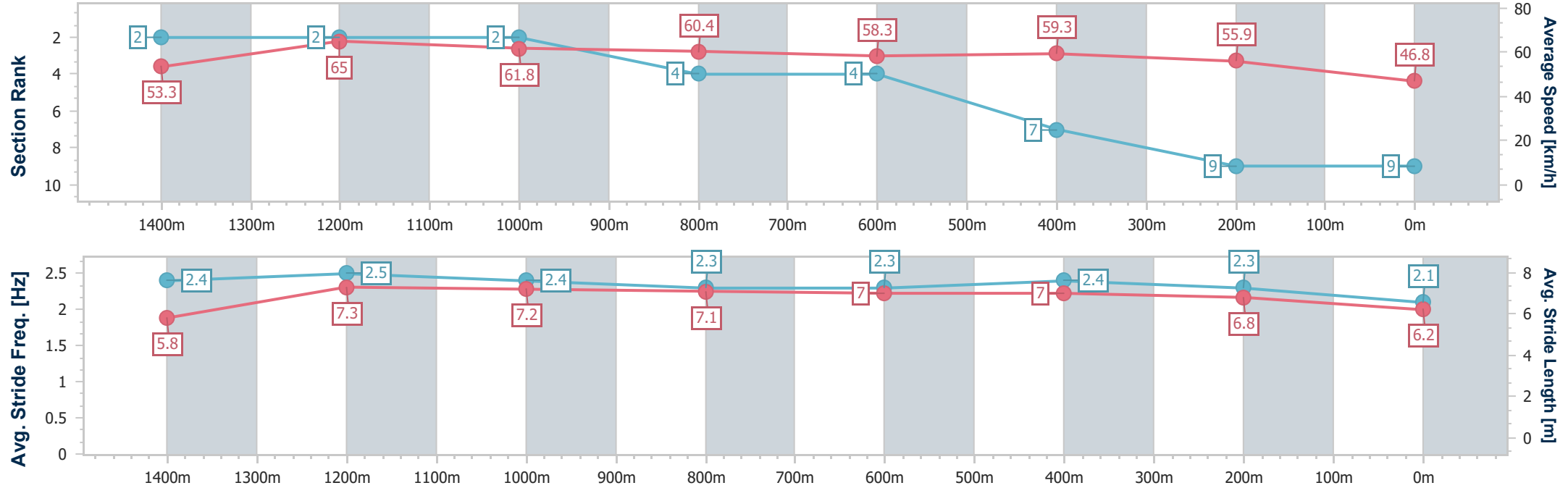
RockhamptonProfessional  
Race 6: NORTH TULLAMORE PASTORAL COMPANY Class 3  
Handicap - 1600m

08 January 2026 - 15:40



Track Rating: Soft 5, Weather: Overcast, Rail Position: +0.5m Entire

Section	Overall	1400m	1200m	1000m	800m	600m	400m	200m					
Section Times	1:41.35 [9] (0:13.51)	1:27.84 [2] (0:11.08)	1:16.76 [2] (0:11.65)	1:05.11 [2] (0:11.96)	0:53.15 [4] (0:12.59)	0:40.56 [4] (0:12.15)	0:28.41 [7] (0:12.86)	0:15.55 [9] (0:15.55)					
Average Speed [km/h]	53.3	65.0	61.8	60.4	58.3	59.3	55.9	46.8					
Top Speed [km/h]	67.6	65.5	63.9	62.9	59.7	60.3	59.1	51.4					
Avg. Dist. to Rail [m]	7.7	2.8	0.9	0.5	2.3	4.1	5.1	5.8					
Avg. Stride Freq. [Hz]	2.4	2.5	2.4	2.3	2.3	2.4	2.3	2.1					
Avg. Stride Length [m]	5.8	7.3	7.2	7.1	7.0	7.0	6.8	6.2					





Rockhampton Professional  
Race 7: WADE HUNT IT Class 4 Handicap - 1200m  
08 January 2026 - 16:15



Track Rating: Soft 5, Weather: Overcast, Rail Position: +0.5m Entire

Section		Overall				1000m	800m	600m	400m	200m	Last 600m		
Field Times		1:09.29				0:56.50	0:45.56	0:34.23	0:23.15	0:12.09	0:34.23		
		(0:12.79)				(0:10.94)	(0:11.33)	(0:11.08)	(0:11.06)	(0:12.09)			
Rank	TAB	Horse/Jockey	Barrier	Top Speed [km/h]	Fastest Section						Margin	Distance Travelled [m]	
1	5	PRESOCRATICS	7	69.3	0:10.85	1:09.29 [1]	0:56.41 [2]	0:45.50 [2]	0:33.98 [2]	0:23.13 [2]	0:12.09 [1]	1:09.29	0:33.98
		Jason Taylor		Overall	600m	(0:12.88)	(0:10.91)	(0:11.52)	(0:10.85)	(0:11.04)	(0:12.09)		
2	9	ANSWERING	6	67.0	0:10.95	1:09.37 [2]	0:56.41 [3]	0:45.29 [3]	0:33.97 [3]	0:23.02 [3]	0:12.03 [2]	0.42L	0:33.97
		Nikki Olzard		1000m	600m	(0:12.96)	(0:11.12)	(0:11.32)	(0:10.95)	(0:10.99)	(0:12.03)		-3
3	8	DARLING CLEMENTINE	8	67.9	0:10.84	1:09.42 [3]	0:55.98 [7]	0:44.85 [6]	0:33.26 [7]	0:22.36 [8]	0:11.52 [5]	0.77L	0:33.26
		Warwick Satherley		600m	400m	(0:13.44)	(0:11.13)	(0:11.59)	(0:10.90)	(0:10.84)	(0:11.52)		+2
4	11	THE LAST SAGA	3	68.0	0:10.84	1:09.62 [4]	0:56.10 [8]	0:44.62 [10]	0:33.18 [10]	0:22.32 [10]	0:11.48 [8]	1.94L	0:33.18
		Tahlia Fenlon		600m	400m	(0:13.52)	(0:11.48)	(0:11.44)	(0:10.86)	(0:10.84)	(0:11.48)		-6
5	7	LEASE	5	67.8	0:10.94	1:09.65 [5]	0:56.86 [1]	0:45.92 [1]	0:34.59 [1]	0:23.51 [1]	0:12.23 [3]	2.11L	0:34.59
		Amy Graham		1000m	1000m	(0:12.79)	(0:10.94)	(0:11.33)	(0:11.08)	(0:11.28)	(0:12.23)		-7
6	6	RED BEAUTY	2	67.1	0:10.91	1:09.66 [6]	0:56.47 [5]	0:45.35 [4]	0:33.98 [4]	0:23.07 [4]	0:11.87 [4]	2.17L	0:33.98
		Chris McIver		600m	600m	(0:13.19)	(0:11.12)	(0:11.37)	(0:10.91)	(0:11.20)	(0:11.87)		-6
7	2	OUR TURN NOW	9	69.0	0:10.80	1:09.70 [7]	0:56.11 [10]	0:44.84 [9]	0:33.44 [8]	0:22.64 [7]	0:11.80 [6]	2.41L	0:33.44
		Ryan Wiggins		400m	600m	(0:13.59)	(0:11.27)	(0:11.40)	(0:10.80)	(0:10.84)	(0:11.80)		-1
8	12	LOVE MY LOUIS	1	68.5	0:10.85	1:09.91 [8]	0:56.58 [6]	0:45.25 [7]	0:33.81 [6]	0:22.96 [6]	0:11.92 [7]	3.61L	0:33.81
		Karl Zechner		600m	600m	(0:13.33)	(0:11.33)	(0:11.44)	(0:10.85)	(0:11.04)	(0:11.92)		-4
9	3	DEFERENTIAL	10	68.1	0:10.79	1:10.07 [9]	0:56.54 [9]	0:45.27 [8]	0:33.68 [9]	0:22.89 [9]	0:11.93 [9]	4.57L	0:33.68
		Adam Sewell		400m	600m	(0:13.53)	(0:11.27)	(0:11.59)	(0:10.79)	(0:10.96)	(0:11.93)		+7
10	4	PRINCE OF SOOVIEV	4	67.4	0:10.97	1:12.52 [10]	0:59.42 [4]	0:48.12 [5]	0:36.62 [5]	0:25.65 [5]	0:14.31 [10]	18.99L	0:36.62
		Cody Collis		600m	600m	(0:13.10)	(0:11.30)	(0:11.50)	(0:10.97)	(0:11.34)	(0:14.31)		+0

Scratched: Journalism (#1), Whiskey Dancer (#10)



Horse/Jockey Name	Presocratics
Final Rank	1
Fastest Section Time (Section)	0:10.85 (600m)
Top Speed [km/h] (Section)	69.3 (Overall)
Race State	Finished

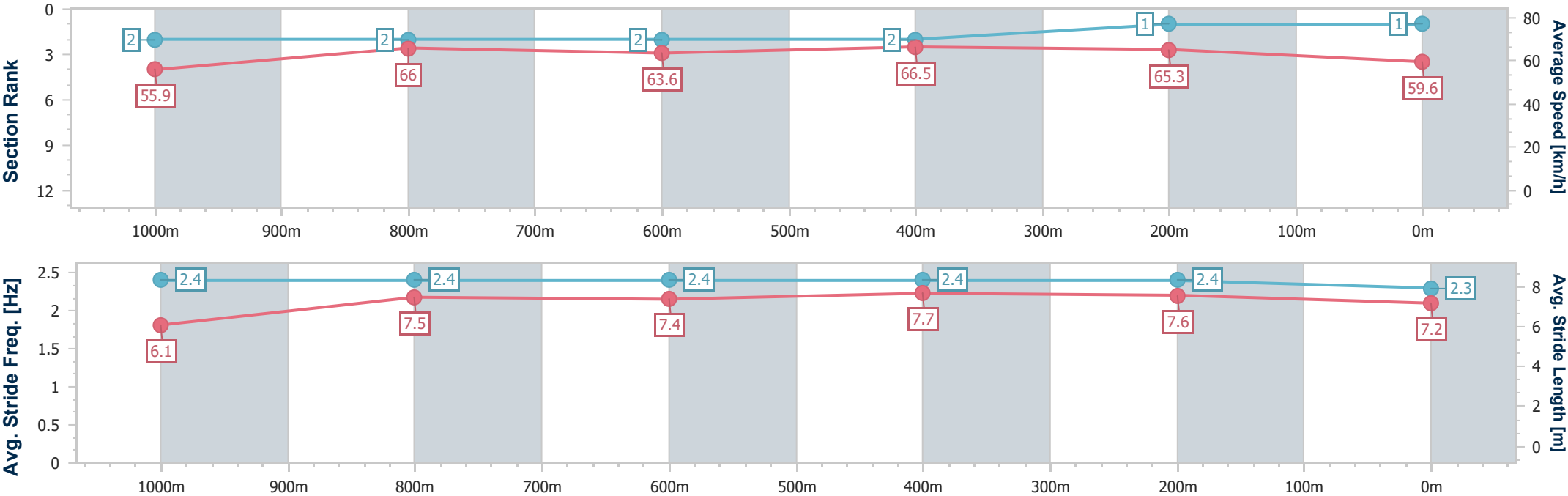


RockhamptonProfessional  
Race 7: WADE HUNT IT Class 4 Handicap - 1200m  
08 January 2026 - 16:15



Track Rating: Soft 5, Weather: Overcast, Rail Position: +0.5m Entire

Section	Overall	1000m	800m	600m	400m	200m								
Section Times	1:09.29 [1] (0:12.88)	0:56.41 [2] (0:10.91)	0:45.50 [2] (0:11.52)	0:33.98 [2] (0:10.85)	0:23.13 [2] (0:11.04)	0:12.09 [1] (0:12.09)								
Average Speed [km/h]	55.9	66.0	63.6	66.5	65.3	59.6								
Top Speed [km/h]	69.3	68.6	64.4	67.9	67.0	64.4								
Avg. Dist. to Rail [m]	5.7	0.8	2.2	4.4	4.6	3.8								
Avg. Stride Freq. [Hz]	2.4	2.4	2.4	2.4	2.4	2.3								
Avg. Stride Length [m]	6.1	7.5	7.4	7.7	7.6	7.2								





Horse/Jockey Name	Answering
Final Rank	2
Fastest Section Time (Section)	0:10.95 (600m)
Top Speed [km/h] (Section)	67.0 (1000m)
Race State	Finished

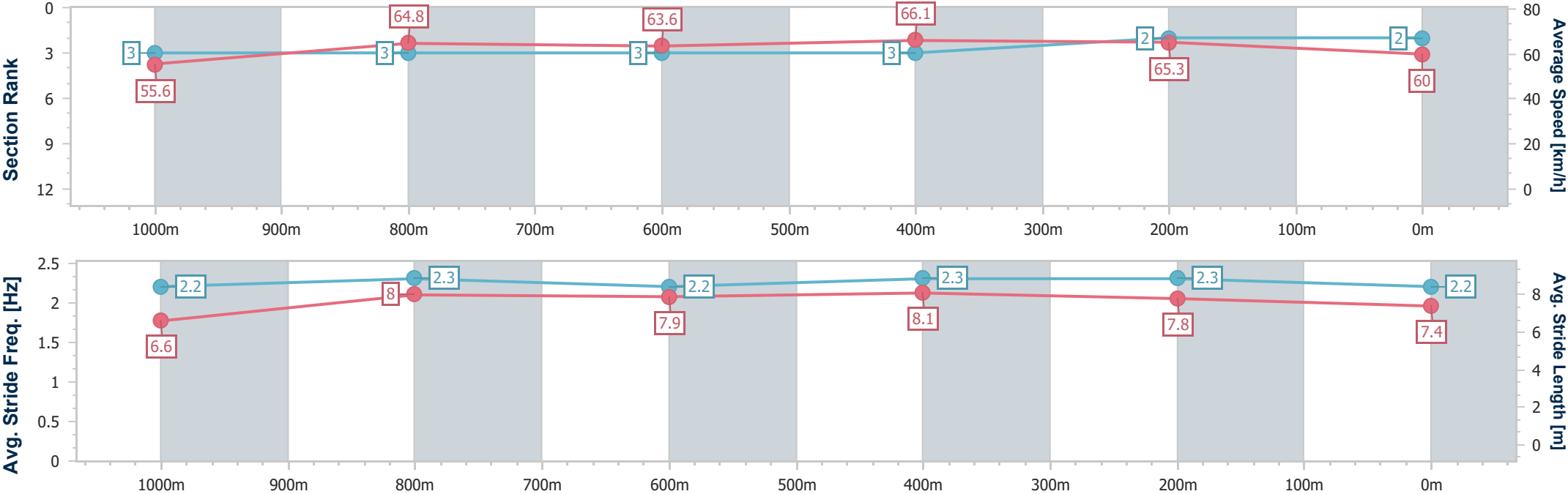


RockhamptonProfessional  
Race 7: WADE HUNT IT Class 4 Handicap - 1200m  
08 January 2026 - 16:15



Track Rating: Soft 5, Weather: Overcast, Rail Position: +0.5m Entire

Section	Overall	1000m	800m	600m	400m	200m							
Section Times	1:09.37 [2] (0:12.96)	0:56.41 [3] (0:11.12)	0:45.29 [3] (0:11.32)	0:33.97 [3] (0:10.95)	0:23.02 [3] (0:10.99)	0:12.03 [2] (0:12.03)							
Average Speed [km/h]	55.6	64.8	63.6	66.1	65.3	60.0							
Top Speed [km/h]	67.0	67.0	64.4	66.5	66.2	64.0							
Avg. Dist. to Rail [m]	5.6	0.6	0.8	2.4	4.0	5.1							
Avg. Stride Freq. [Hz]	2.2	2.3	2.2	2.3	2.3	2.2							
Avg. Stride Length [m]	6.6	8.0	7.9	8.1	7.8	7.4							





Horse/Jockey Name	Darling Clementine
Final Rank	3
Fastest Section Time (Section)	0:10.84 (400m)
Top Speed [km/h] (Section)	67.9 (600m)
Race State	Finished

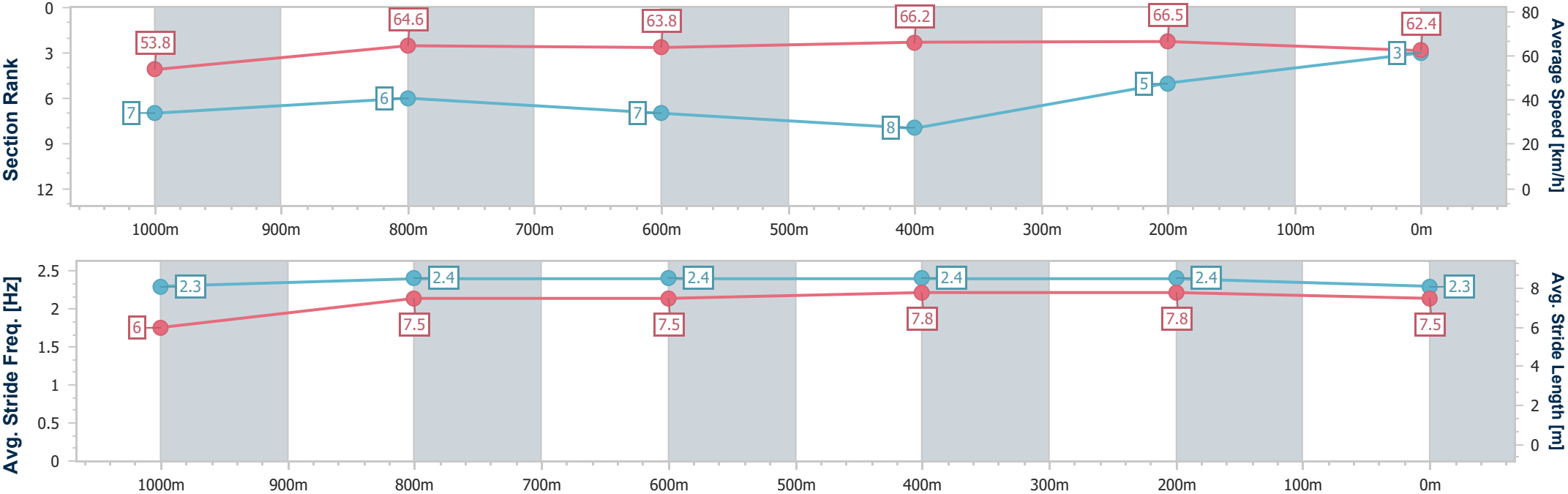


RockhamptonProfessional  
Race 7: WADE HUNT IT Class 4 Handicap - 1200m  
08 January 2026 - 16:15



Track Rating: Soft 5, Weather: Overcast, Rail Position: +0.5m Entire

Section	Overall	1000m	800m	600m	400m	200m							
Section Times	1:09.42 [3] (0:13.44)	0:55.98 [7] (0:11.13)	0:44.85 [6] (0:11.59)	0:33.26 [7] (0:10.90)	0:22.36 [8] (0:10.84)	0:11.52 [5]							
Average Speed [km/h]	53.8	64.6	63.8	66.2	66.5	62.4							
Top Speed [km/h]	66.8	67.3	65.0	67.9	67.9	66.0							
Avg. Dist. to Rail [m]	5.1	0.5	3.2	3.9	2.4	3.9							
Avg. Stride Freq. [Hz]	2.3	2.4	2.4	2.4	2.4	2.3							
Avg. Stride Length [m]	6.0	7.5	7.5	7.8	7.8	7.5							





Horse/Jockey Name	The Last Saga
Final Rank	4
Fastest Section Time (Section)	0:10.84 (400m)
Top Speed [km/h] (Section)	68.0 (600m)
Race State	Finished

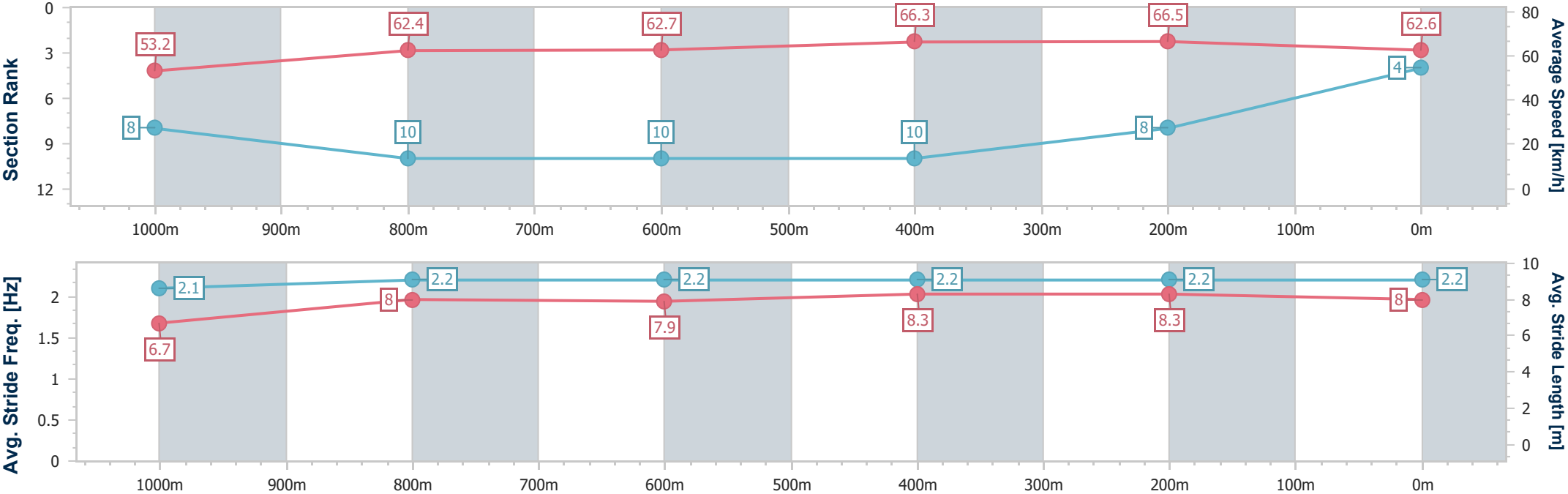


RockhamptonProfessional  
Race 7: WADE HUNT IT Class 4 Handicap - 1200m  
08 January 2026 - 16:15



Track Rating: Soft 5, Weather: Overcast, Rail Position: +0.5m Entire

Section	Overall	1000m	800m	600m	400m	200m							
Section Times	1:09.62 [4] (0:13.52)	0:56.10 [8] (0:11.48)	0:44.62 [10] (0:11.44)	0:33.18 [10] (0:10.86)	0:22.32 [10] (0:10.84)	0:11.48 [8] (0:11.48)							
Average Speed [km/h]	53.2	62.4	62.7	66.3	66.5	62.6							
Top Speed [km/h]	64.6	63.5	64.1	68.0	67.8	66.3							
Avg. Dist. to Rail [m]	1.8	1.0	0.9	2.3	5.2	8.0							
Avg. Stride Freq. [Hz]	2.1	2.2	2.2	2.2	2.2	2.2							
Avg. Stride Length [m]	6.7	8.0	7.9	8.3	8.3	8.0							





Horse/Jockey Name	Lease
Final Rank	5
Fastest Section Time (Section)	0:10.94 (1000m)
Top Speed [km/h] (Section)	67.8 (1000m)
Race State	Finished

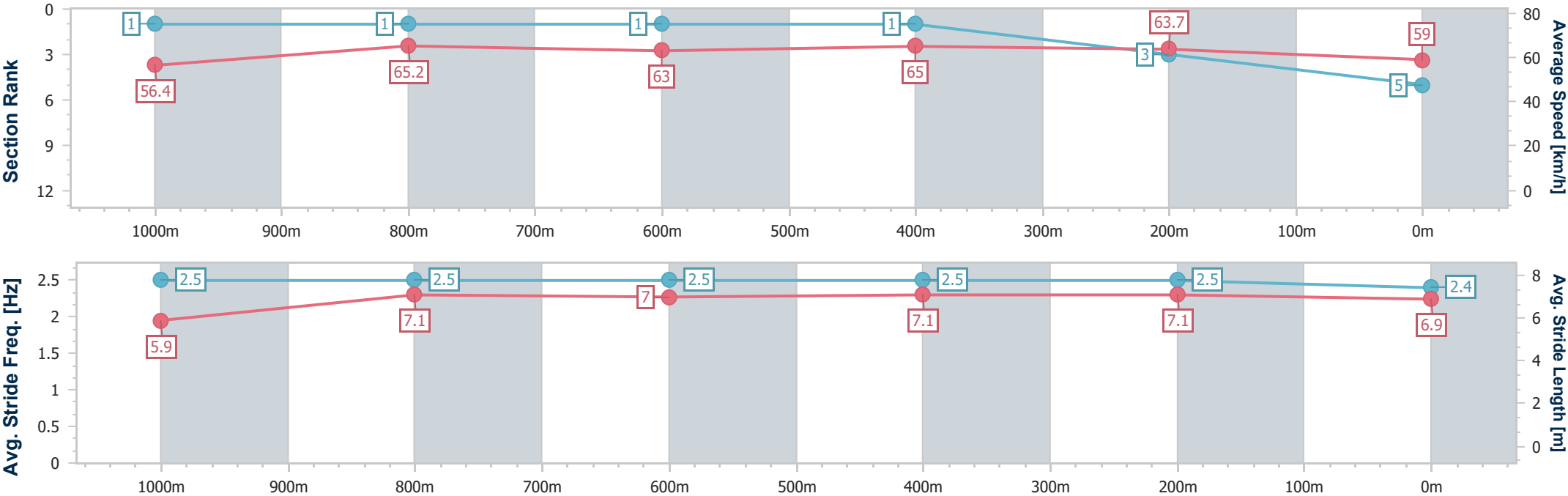


RockhamptonProfessional  
Race 7: WADE HUNT IT Class 4 Handicap - 1200m  
08 January 2026 - 16:15



Track Rating: Soft 5, Weather: Overcast, Rail Position: +0.5m Entire

Section	Overall	1000m	800m	600m	400m	200m							
Section Times	1:09.65 [5] (0:12.79)	0:56.86 [1] (0:10.94)	0:45.92 [1] (0:11.33)	0:34.59 [1] (0:11.08)	0:23.51 [1] (0:11.28)	0:12.23 [3] (0:12.23)							
Average Speed [km/h]	56.4	65.2	63.0	65.0	63.7	59.0							
Top Speed [km/h]	66.9	67.8	63.5	66.2	65.9	61.3							
Avg. Dist. to Rail [m]	4.4	1.3	1.3	0.4	0.5	1.3							
Avg. Stride Freq. [Hz]	2.5	2.5	2.5	2.5	2.5	2.4							
Avg. Stride Length [m]	5.9	7.1	7.0	7.1	7.1	6.9							





Horse/Jockey Name	Red Beauty
Final Rank	6
Fastest Section Time (Section)	0:10.91 (600m)
Top Speed [km/h] (Section)	67.1 (600m)
Race State	Finished

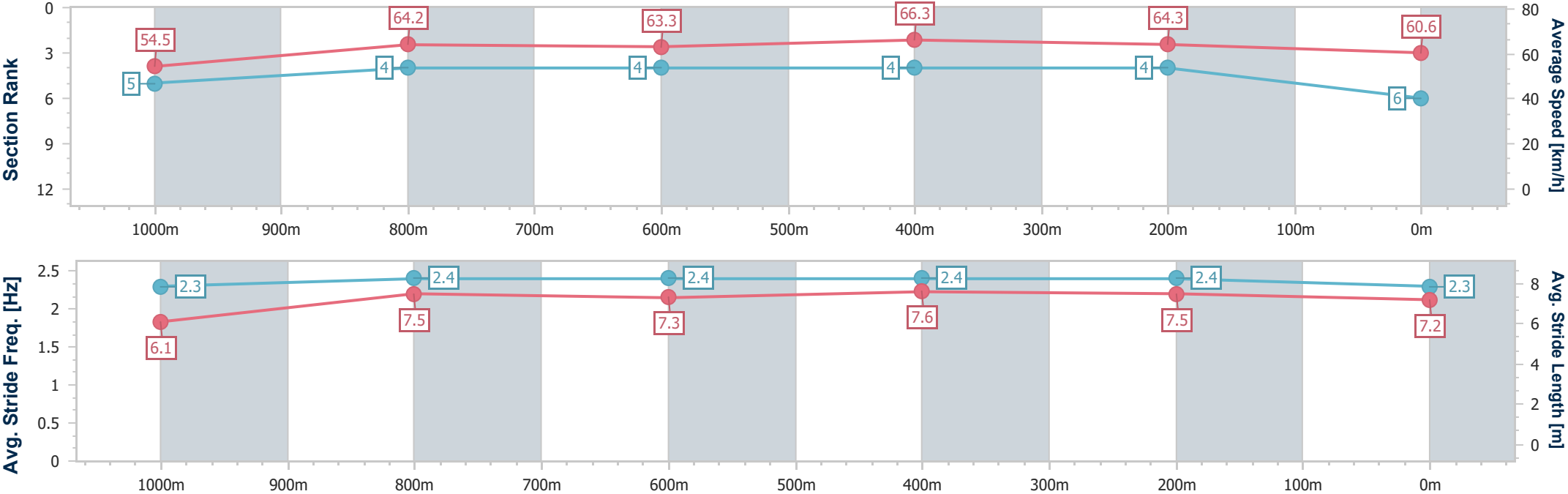


RockhamptonProfessional  
Race 7: WADE HUNT IT Class 4 Handicap - 1200m  
08 January 2026 - 16:15



Track Rating: Soft 5, Weather: Overcast, Rail Position: +0.5m Entire

Section	Overall	1000m	800m	600m	400m	200m								
Section Times	1:09.66 [6] (0:13.19)	0:56.47 [5] (0:11.12)	0:45.35 [4] (0:11.37)	0:33.98 [4] (0:10.91)	0:23.07 [4] (0:11.20)	0:11.87 [4] (0:11.87)								
Average Speed [km/h]	54.5	64.2	63.3	66.3	64.3	60.6								
Top Speed [km/h]	64.2	64.7	64.4	67.1	66.2	63.3								
Avg. Dist. to Rail [m]	1.8	1.8	0.9	2.3	3.8	6.0								
Avg. Stride Freq. [Hz]	2.3	2.4	2.4	2.4	2.4	2.3								
Avg. Stride Length [m]	6.1	7.5	7.3	7.6	7.5	7.2								





Horse/Jockey Name	Our Turn Now
Final Rank	7
Fastest Section Time (Section)	0:10.80 (600m)
Top Speed [km/h] (Section)	69.0 (400m)
Race State	Finished

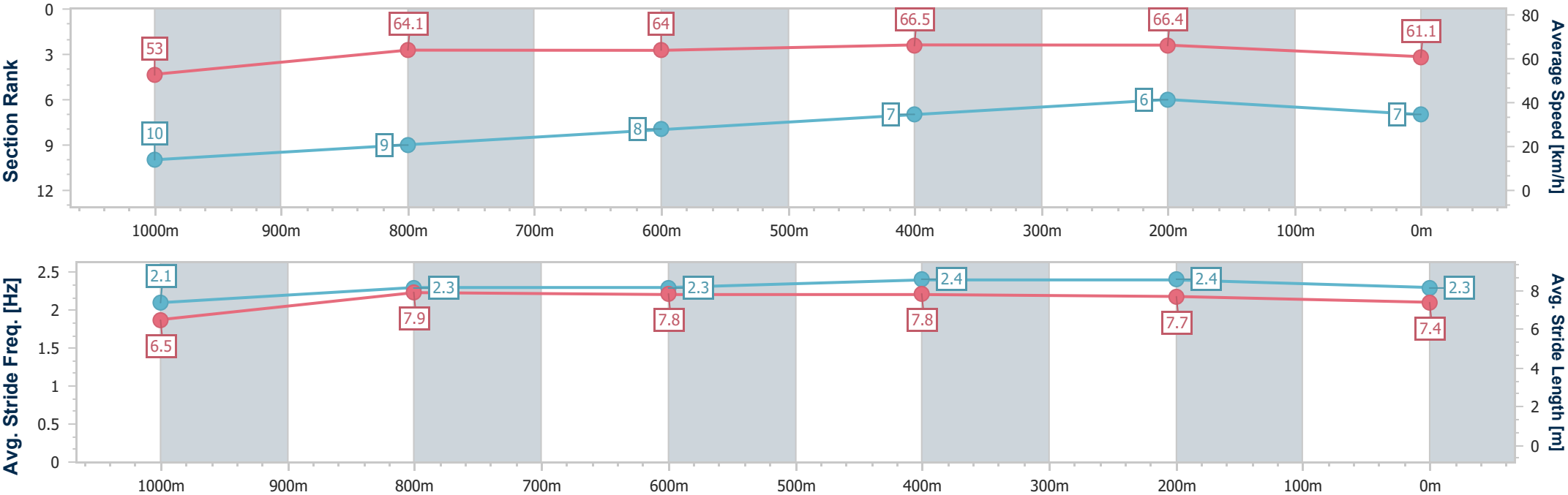


RockhamptonProfessional  
Race 7: WADE HUNT IT Class 4 Handicap - 1200m  
08 January 2026 - 16:15



Track Rating: Soft 5, Weather: Overcast, Rail Position: +0.5m Entire

Section	Overall	1000m	800m	600m	400m	200m								
Section Times	1:09.70 [7] (0:13.59)	0:56.11 [10] (0:11.27)	0:44.84 [9] (0:11.40)	0:33.44 [8] (0:10.80)	0:22.64 [7] (0:10.84)	0:11.80 [6] (0:11.80)								
Average Speed [km/h]	53.0	64.1	64.0	66.5	66.4	61.1								
Top Speed [km/h]	64.0	64.9	64.8	68.9	69.0	63.7								
Avg. Dist. to Rail [m]	7.0	0.9	1.5	4.3	7.4	7.7								
Avg. Stride Freq. [Hz]	2.1	2.3	2.3	2.4	2.4	2.3								
Avg. Stride Length [m]	6.5	7.9	7.8	7.8	7.7	7.4								





Horse/Jockey Name	Love My Louis
Final Rank	8
Fastest Section Time (Section)	0:10.85 (600m)
Top Speed [km/h] (Section)	68.5 (600m)
Race State	Finished

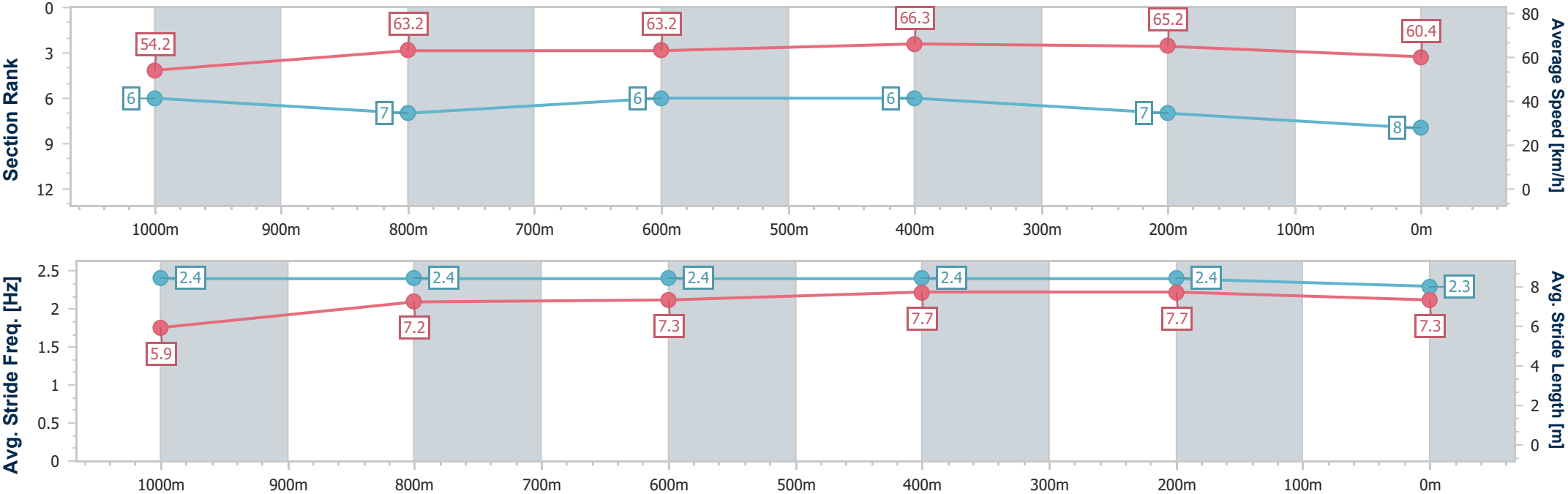


RockhamptonProfessional  
Race 7: WADE HUNT IT Class 4 Handicap - 1200m  
08 January 2026 - 16:15



Track Rating: Soft 5, Weather: Overcast, Rail Position: +0.5m Entire

Section	Overall	1000m	800m	600m	400m	200m								
Section Times	1:09.91 [8] (0:13.33)	0:56.58 [6] (0:11.33)	0:45.25 [7] (0:11.44)	0:33.81 [6] (0:10.85)	0:22.96 [6] (0:11.04)	0:11.92 [7] (0:11.92)								
Average Speed [km/h]	54.2	63.2	63.2	66.3	65.2	60.4								
Top Speed [km/h]	64.0	63.9	64.7	68.5	67.1	64.0								
Avg. Dist. to Rail [m]	1.0	0.6	0.8	3.0	3.0	4.3								
Avg. Stride Freq. [Hz]	2.4	2.4	2.4	2.4	2.4	2.3								
Avg. Stride Length [m]	5.9	7.2	7.3	7.7	7.7	7.3								





Horse/Jockey Name	Deferential
Final Rank	9
Fastest Section Time (Section)	0:10.79 (600m)
Top Speed [km/h] (Section)	68.1 (400m)
Race State	Finished

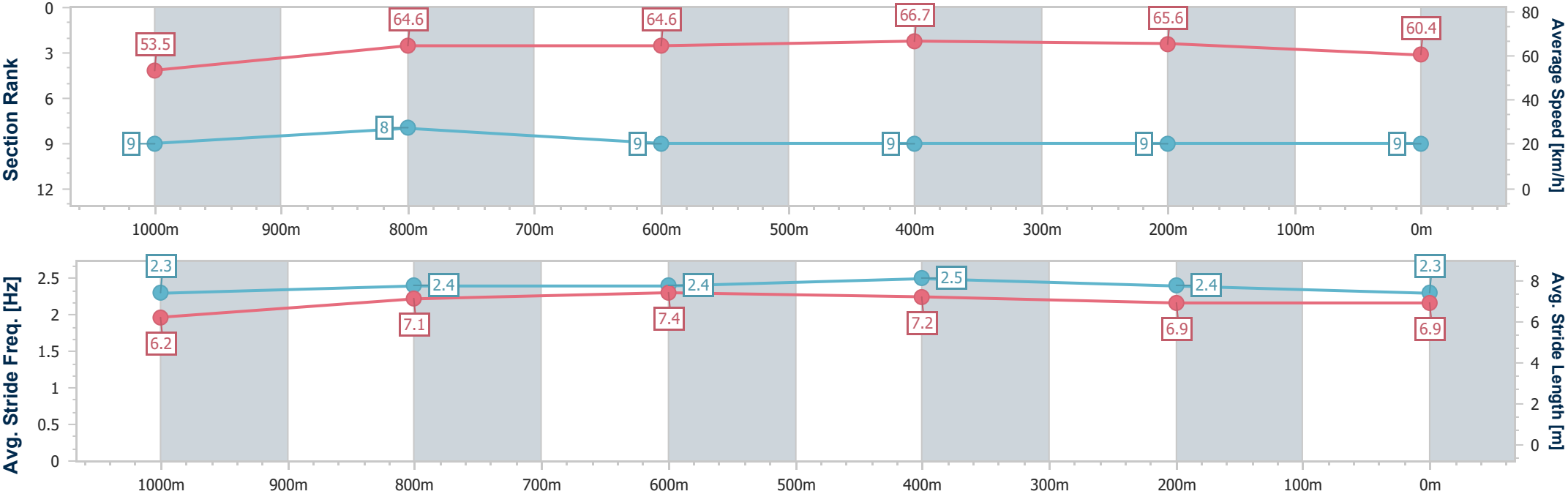


RockhamptonProfessional  
Race 7: WADE HUNT IT Class 4 Handicap - 1200m  
08 January 2026 - 16:15



Track Rating: Soft 5, Weather: Overcast, Rail Position: +0.5m Entire

Section	Overall	1000m	800m	600m	400m	200m							
Section Times	1:10.07 [9] (0:13.53)	0:56.54 [9] (0:11.27)	0:45.27 [8] (0:11.59)	0:33.68 [9] (0:10.79)	0:22.89 [9] (0:10.96)	0:11.93 [9] (0:11.93)							
Average Speed [km/h]	53.5	64.6	64.6	66.7	65.6	60.4							
Top Speed [km/h]	65.0	66.1	65.1	67.9	68.1	62.7							
Avg. Dist. to Rail [m]	10.2	3.0	4.1	4.4	5.0	4.4							
Avg. Stride Freq. [Hz]	2.3	2.4	2.4	2.5	2.4	2.3							
Avg. Stride Length [m]	6.2	7.1	7.4	7.2	6.9	6.9							





Horse/Jockey Name	Prince Of Sooview
Final Rank	10
Fastest Section Time (Section)	0:10.97 (600m)
Top Speed [km/h] (Section)	67.4 (600m)
Race State	Finished

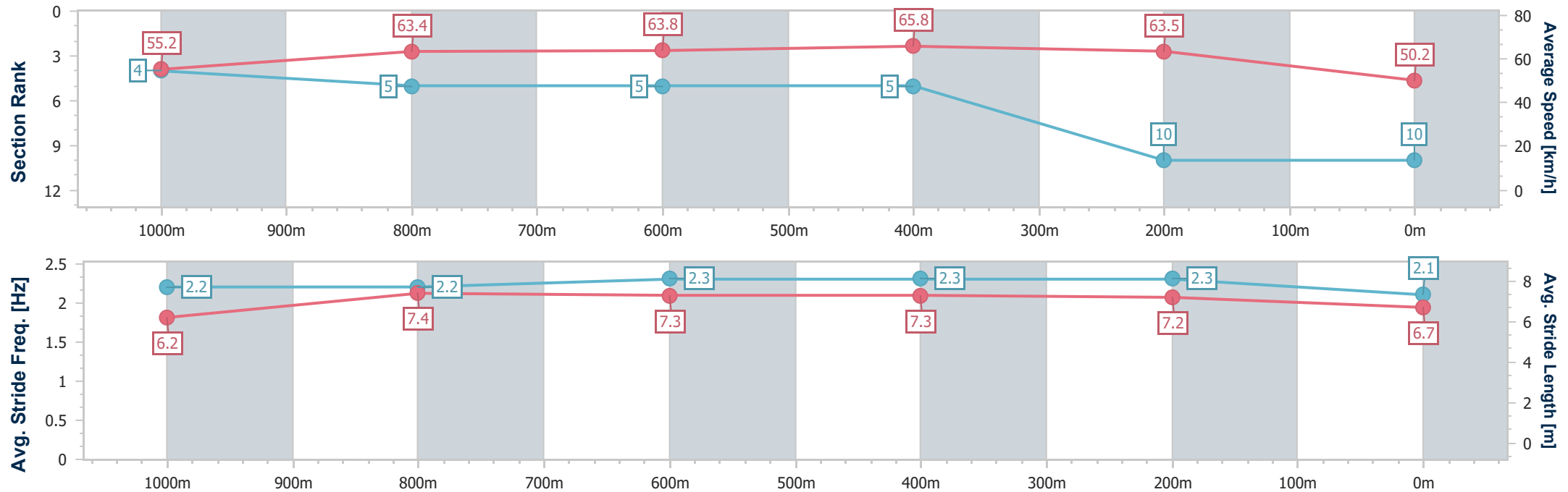


RockhamptonProfessional  
Race 7: WADE HUNT IT Class 4 Handicap - 1200m  
08 January 2026 - 16:15



Track Rating: Soft 5, Weather: Overcast, Rail Position: +0.5m Entire

Section	Overall	1000m	800m	600m	400m	200m							
Section Times	1:12.52 [10] (0:13.10)	0:59.42 [4] (0:11.30)	0:48.12 [5] (0:11.50)	0:36.62 [5] (0:10.97)	0:25.65 [5] (0:11.34)	0:14.31 [10] (0:14.31)							
Average Speed [km/h]	55.2	63.4	63.8	65.8	63.5	50.2							
Top Speed [km/h]	64.0	64.8	64.4	67.4	66.1	60.0							
Avg. Dist. to Rail [m]	3.2	0.6	2.3	5.7	8.0	8.0							
Avg. Stride Freq. [Hz]	2.2	2.2	2.3	2.3	2.3	2.1							
Avg. Stride Length [m]	6.2	7.4	7.3	7.3	7.2	6.7							





Rockhampton Professional  
Race 8: REGIONAL INSURANCE BROKERS BENCHMARK 55 Handicap -  
1200m

08 January 2026 - 16:57



Track Rating: Soft 5, Weather: Overcast, Rail Position: +0.5m Entire

Section		Overall				1000m	800m	600m	400m	200m	Last 600m		
Field Times		1:09.98				0:56.78	0:45.50	0:34.06	0:22.94	0:11.90	0:34.06		
		(0:13.20)				(0:11.28)	(0:11.44)	(0:11.12)	(0:11.04)	(0:11.90)			
Rank	TAB	Horse/Jockey	Barrier	Top Speed [km/h]	Fastest Section						Margin	Distance Travelled [m]	
1	14	KING OF THE VIBE	5	69.0	0:11.00	1:09.98 [1]	0:56.78 [1]	0:45.45 [2]	0:33.94 [2]	0:22.90 [2]	0:11.90 [1]	1:09.98	0:33.94
		Jason Taylor		400m	400m	(0:13.20)	(0:11.33)	(0:11.51)	(0:11.04)	(0:11.00)	(0:11.90)		
2	10	LUXOR PRINCE	7	69.1	0:10.82	1:10.16 [2]	0:56.18 [12]	0:44.90 [9]	0:33.30 [9]	0:22.45 [9]	0:11.63 [5]	1.05L	0:33.30 +0
		Fiona Sandkuhl		600m	400m	(0:13.98)	(0:11.28)	(0:11.60)	(0:10.85)	(0:10.82)	(0:11.63)		
3	16	OUR HEART THROB	6	67.1	0:10.93	1:10.20 [3]	0:56.38 [7]	0:45.15 [7]	0:33.52 [8]	0:22.59 [7]	0:11.58 [6]	1.29L	0:33.52 +1
		Cody Collis		600m	600m	(0:13.82)	(0:11.23)	(0:11.63)	(0:10.93)	(0:11.01)	(0:11.58)		
4	6	VICTORY'S GHOST	12	67.8	0:10.77	1:10.35 [4]	0:56.06 [13]	0:44.82 [11]	0:33.35 [11]	0:22.39 [11]	0:11.62 [8]	2.17L	0:33.35 -3
		Tahlia Fenlon		600m	400m	(0:14.29)	(0:11.24)	(0:11.47)	(0:10.96)	(0:10.77)	(0:11.62)		
5	4	ALL TOO LUCKY	2	66.9	0:10.94	1:10.45 [5]	0:56.99 [4]	0:45.70 [4]	0:34.23 [4]	0:23.29 [4]	0:12.09 [3]	2.74L	0:34.23 +4
		Maddie Mankelow		600m	600m	(0:13.46)	(0:11.29)	(0:11.47)	(0:10.94)	(0:11.20)	(0:12.09)		
6	13	HOLY CROWN	1	66.3	0:10.95	1:10.50 [6]	0:57.13 [3]	0:45.76 [3]	0:34.33 [3]	0:23.38 [3]	0:12.12 [4]	3.03L	0:34.33 +0
		Natalea Summers		600m	600m	(0:13.37)	(0:11.37)	(0:11.43)	(0:10.95)	(0:11.26)	(0:12.12)		
7	1	OUTBACK RINGER	10	65.7	0:11.12	1:10.61 [7]	0:57.29 [2]	0:46.13 [1]	0:34.69 [1]	0:23.57 [1]	0:12.33 [2]	3.71L	0:34.69 +3
		Amy Graham		600m	600m	(0:13.32)	(0:11.16)	(0:11.44)	(0:11.12)	(0:11.24)	(0:12.33)		
8	11	WHATTA WHITT	8	66.5	0:11.03	1:10.78 [8]	0:57.00 [6]	0:45.60 [8]	0:34.13 [7]	0:23.10 [8]	0:11.89 [10]	4.71L	0:34.13 +0
		Adam Sewell		600m	600m	(0:13.78)	(0:11.40)	(0:11.47)	(0:11.03)	(0:11.21)	(0:11.89)		
9	5	DIAMOND MONEY	4	67.0	0:10.95	1:10.79 [9]	0:56.90 [8]	0:45.76 [6]	0:34.24 [6]	0:23.29 [5]	0:12.17 [7]	4.75L	0:34.24 -2
		Tom Orr		600m	600m	(0:13.89)	(0:11.14)	(0:11.52)	(0:10.95)	(0:11.12)	(0:12.17)		
10	8	RUM RUNNER	9	66.7	0:10.99	1:11.11 [10]	0:57.15 [11]	0:45.74 [10]	0:34.16 [10]	0:23.17 [10]	0:12.02 [11]	6.62L	0:34.16 -1
		Georgina Cartwright		600m	600m	(0:13.96)	(0:11.41)	(0:11.58)	(0:10.99)	(0:11.15)	(0:12.02)		

Scratched: Determination (#3), Flying Animo (#2), Making History (#15)

Report Created: Thu 8 January 2026 17:15 GMT+1 (Note: Timing is based on position data)

Page 1/15

[ ] Ranking at each section and finish  
-:-:- No data available at this section  
NA No data available

SCN Saddle cloth number  
DNF Did not finish  
DNT Did not track

data processed by TRIPLESDATA



Rockhampton Professional  
Race 8: REGIONAL INSURANCE BROKERS BENCHMARK 55 Handicap -  
1200m  
08 January 2026 - 16:57



Track Rating: Soft 5, Weather: Overcast, Rail Position: +0.5m Entire

Section						Overall	1000m	800m	600m	400m	200m	Last 600m		
Field Times						1:09.98 (0:13.20)	0:56.78 (0:11.28)	0:45.50 (0:11.44)	0:34.06 (0:11.12)	0:22.94 (0:11.04)	0:11.90 (0:11.90)	0:34.06		
Rank	TAB	Horse/Jockey	Barrier	Top Speed [km/h]	Fastest Section							Margin		Distance Travelled [m]
11	9	BRAZEN SAILOR	3	66.7	0:11.13	1:11.49 [11]	0:57.94 [5]	0:46.60 [5]	0:35.10 [5]	0:23.97 [6]	0:12.61 [9]	8.86L	0:35.10	+2
		Ryan Wiggins		600m	600m	(0:13.55)	(0:11.34)	(0:11.50)	(0:11.13)	(0:11.36)	(0:12.61)			
12	12	SPIRIT TALKER	11	65.0	0:11.19	1:11.93 [12]	0:57.97 [10]	0:46.39 [12]	0:34.77 [12]	0:23.58 [12]	0:12.29 [12]	11.45L	0:34.77	+3
		Tasha Chambers		400m	600m	(0:13.96)	(0:11.58)	(0:11.62)	(0:11.19)	(0:11.29)	(0:12.29)			
13	7	SAINT CAYETANO	13	65.4	0:11.14	1:12.41 [13]	0:58.52 [9]	0:46.87 [13]	0:35.18 [13]	0:24.04 [13]	0:12.66 [13]	14.32L	0:35.18	+7
		Julie Busuttin		600m	600m	(0:13.89)	(0:11.65)	(0:11.69)	(0:11.14)	(0:11.38)	(0:12.66)			

Scratched: Determination (#3), Flying Animo (#2), Making History (#15)



Horse/Jockey Name	King Of The Vibe
Final Rank	1
Fastest Section Time (Section)	0:11.00 (400m)
Top Speed [km/h] (Section)	69.0 (400m)
Race State	Finished

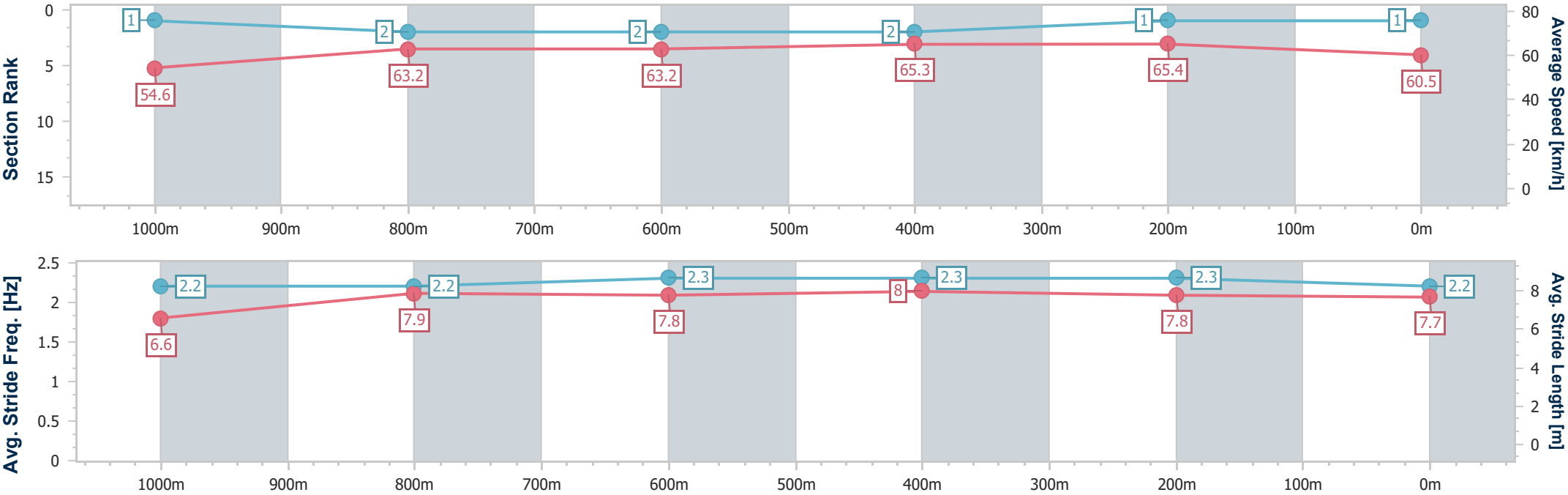


RockhamptonProfessional  
Race 8: REGIONAL INSURANCE BROKERS BENCHMARK 55  
Handicap - 1200m  
08 January 2026 - 16:57



Track Rating: Soft 5, Weather: Overcast, Rail Position: +0.5m Entire

Section	Overall	1000m	800m	600m	400m	200m								
Section Times	1:09.98 [1] (0:13.20)	0:56.78 [1] (0:11.33)	0:45.45 [2] (0:11.51)	0:33.94 [2] (0:11.04)	0:22.90 [2] (0:11.00)	0:11.90 [1] (0:11.90)								
Average Speed [km/h]	54.6	63.2	63.2	65.3	65.4	60.5								
Top Speed [km/h]	64.4	64.5	64.0	66.2	69.0	63.6								
Avg. Dist. to Rail [m]	4.5	1.0	1.4	2.8	2.6	2.5								
Avg. Stride Freq. [Hz]	2.2	2.2	2.3	2.3	2.3	2.2								
Avg. Stride Length [m]	6.6	7.9	7.8	8.0	7.8	7.7								





Horse/Jockey Name	Luxor Prince
Final Rank	2
Fastest Section Time (Section)	0:10.82 (400m)
Top Speed [km/h] (Section)	69.1 (600m)
Race State	Finished

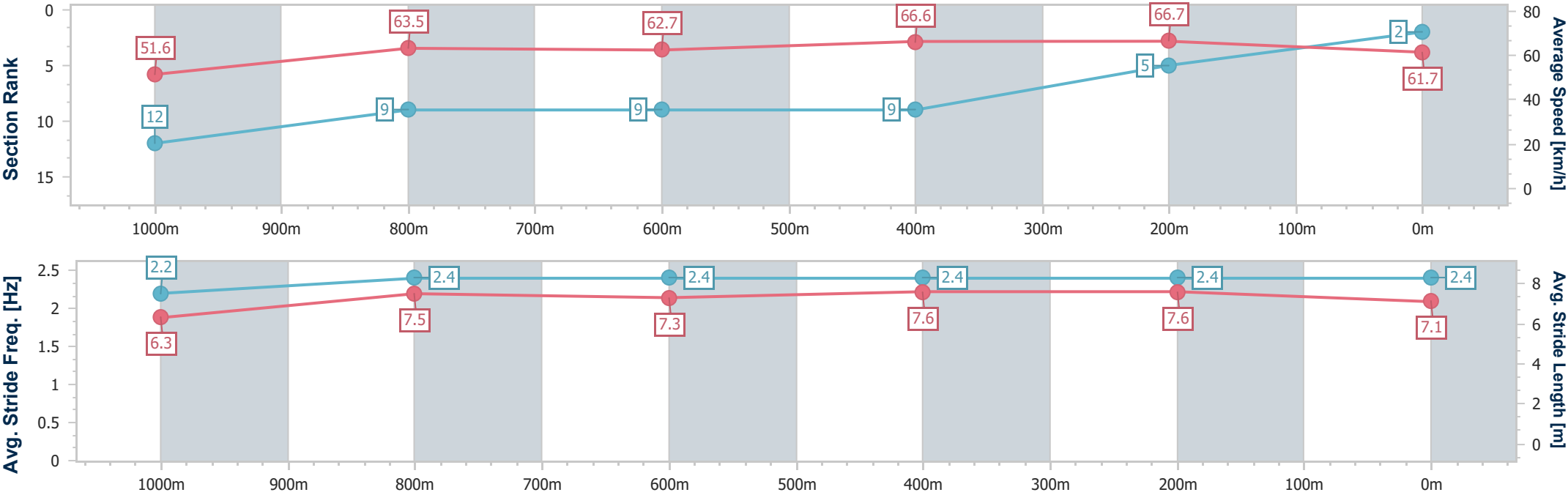


RockhamptonProfessional  
Race 8: REGIONAL INSURANCE BROKERS BENCHMARK 55  
Handicap - 1200m  
08 January 2026 - 16:57



Track Rating: Soft 5, Weather: Overcast, Rail Position: +0.5m Entire

Section	Overall	1000m	800m	600m	400m	200m							
Section Times	1:10.16 [2] (0:13.98)	0:56.18 [12] (0:11.28)	0:44.90 [9] (0:11.60)	0:33.30 [9] (0:10.85)	0:22.45 [9] (0:10.82)	0:11.63 [5] (0:11.63)							
Average Speed [km/h]	51.6	63.5	62.7	66.6	66.7	61.7							
Top Speed [km/h]	64.7	64.7	63.7	69.1	67.6	63.8							
Avg. Dist. to Rail [m]	4.5	0.6	1.4	2.6	3.8	7.0							
Avg. Stride Freq. [Hz]	2.2	2.4	2.4	2.4	2.4	2.4							
Avg. Stride Length [m]	6.3	7.5	7.3	7.6	7.6	7.1							





Horse/Jockey Name	Our Heart Throb
Final Rank	3
Fastest Section Time (Section)	0:10.93 (600m)
Top Speed [km/h] (Section)	67.1 (600m)
Race State	Finished

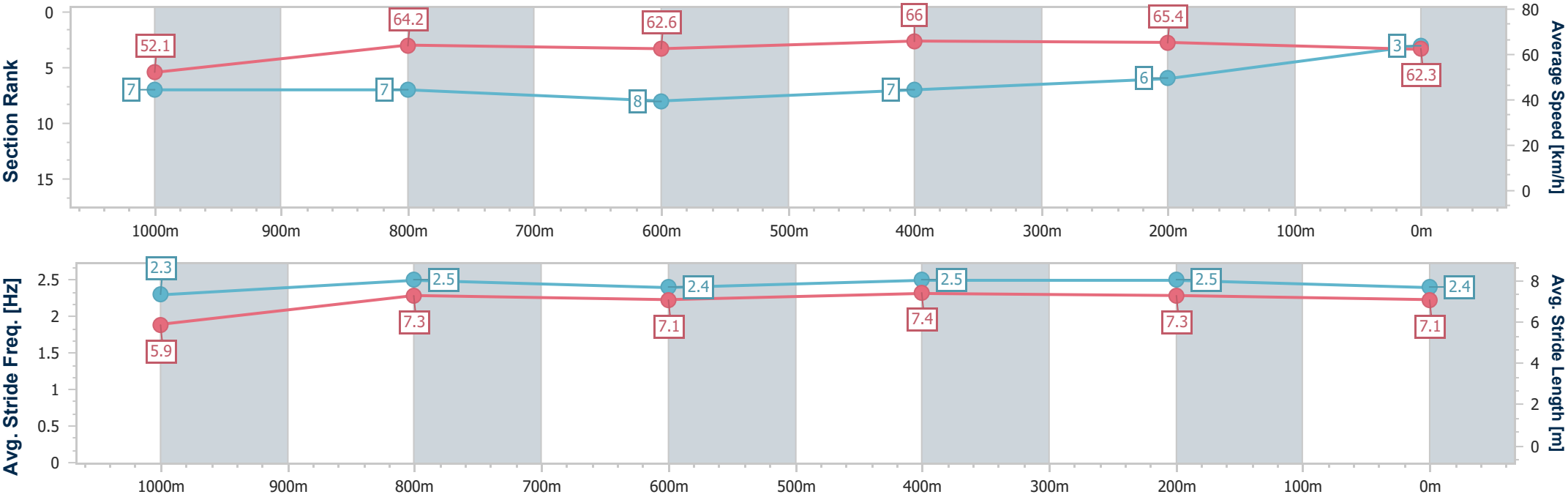


RockhamptonProfessional  
Race 8: REGIONAL INSURANCE BROKERS BENCHMARK 55  
Handicap - 1200m  
08 January 2026 - 16:57



Track Rating: Soft 5, Weather: Overcast, Rail Position: +0.5m Entire

Section	Overall	1000m	800m	600m	400m	200m								
Section Times	1:10.20 [3] (0:13.82)	0:56.38 [7] (0:11.23)	0:45.15 [7] (0:11.63)	0:33.52 [8] (0:10.93)	0:22.59 [7] (0:11.01)	0:11.58 [6] (0:11.58)								
Average Speed [km/h]	52.1	64.2	62.6	66.0	65.4	62.3								
Top Speed [km/h]	63.2	65.7	63.7	67.1	66.5	64.6								
Avg. Dist. to Rail [m]	5.3	0.4	1.3	3.1	4.9	8.6								
Avg. Stride Freq. [Hz]	2.3	2.5	2.4	2.5	2.5	2.4								
Avg. Stride Length [m]	5.9	7.3	7.1	7.4	7.3	7.1								





Horse/Jockey Name	Victory's Ghost
Final Rank	4
Fastest Section Time (Section)	0:10.77 (400m)
Top Speed [km/h] (Section)	67.8 (600m)
Race State	Finished

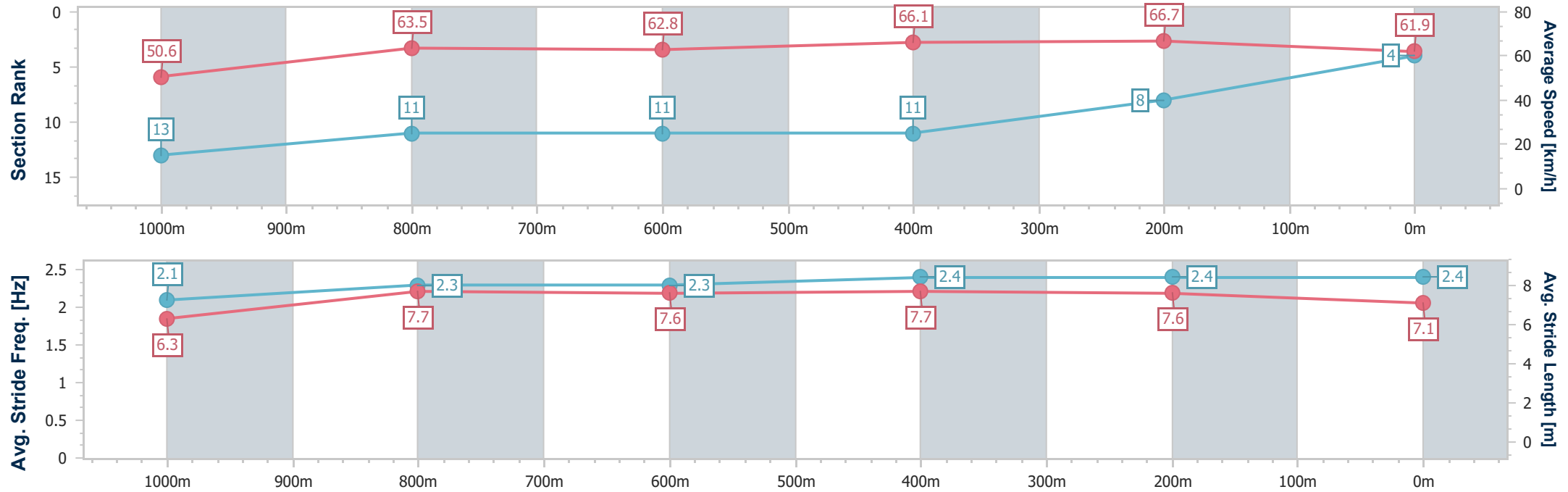


RockhamptonProfessional  
Race 8: REGIONAL INSURANCE BROKERS BENCHMARK 55  
Handicap - 1200m  
08 January 2026 - 16:57



Track Rating: Soft 5, Weather: Overcast, Rail Position: +0.5m Entire

Section	Overall	1000m	800m	600m	400m	200m							
Section Times	1:10.35 [4] (0:14.29)	0:56.06 [13] (0:11.24)	0:44.82 [11] (0:11.47)	0:33.35 [11] (0:10.96)	0:22.39 [11] (0:10.77)	0:11.62 [8] (0:11.62)							
Average Speed [km/h]	50.6	63.5	62.8	66.1	66.7	61.9							
Top Speed [km/h]	64.1	64.4	64.5	67.8	67.6	65.7							
Avg. Dist. to Rail [m]	6.7	1.8	1.2	3.3	3.3	3.5							
Avg. Stride Freq. [Hz]	2.1	2.3	2.3	2.4	2.4	2.4							
Avg. Stride Length [m]	6.3	7.7	7.6	7.7	7.6	7.1							





Horse/Jockey Name	All Too Lucky
Final Rank	5
Fastest Section Time (Section)	0:10.94 (600m)
Top Speed [km/h] (Section)	66.9 (600m)
Race State	Finished

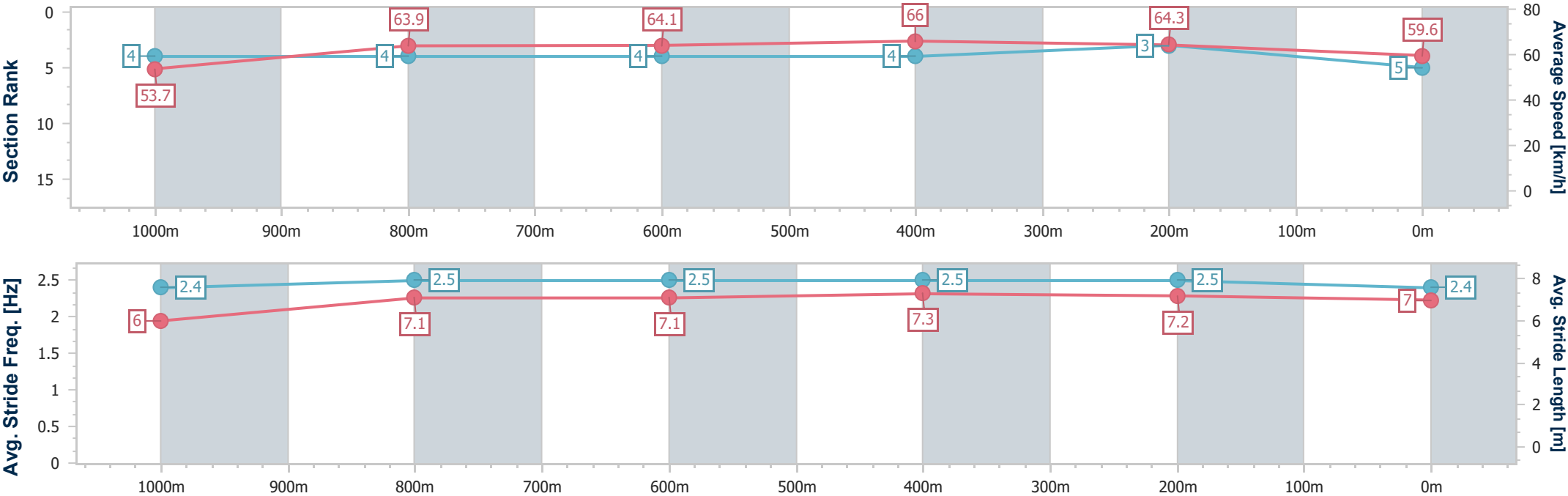


RockhamptonProfessional  
Race 8: REGIONAL INSURANCE BROKERS BENCHMARK 55  
Handicap - 1200m  
08 January 2026 - 16:57



Track Rating: Soft 5, Weather: Overcast, Rail Position: +0.5m Entire

Section	Overall	1000m	800m	600m	400m	200m							
Section Times	1:10.45 [5] (0:13.46)	0:56.99 [4] (0:11.29)	0:45.70 [4] (0:11.47)	0:34.23 [4] (0:10.94)	0:23.29 [4] (0:11.20)	0:12.09 [3] (0:12.09)							
Average Speed [km/h]	53.7	63.9	64.1	66.0	64.3	59.6							
Top Speed [km/h]	64.9	65.2	65.6	66.9	66.4	62.2							
Avg. Dist. to Rail [m]	2.3	0.6	2.8	5.0	5.4	5.3							
Avg. Stride Freq. [Hz]	2.4	2.5	2.5	2.5	2.5	2.4							
Avg. Stride Length [m]	6.0	7.1	7.1	7.3	7.2	7.0							





Horse/Jockey Name	Holy Crown
Final Rank	6
Fastest Section Time (Section)	0:10.95 (600m)
Top Speed [km/h] (Section)	66.3 (600m)
Race State	Finished

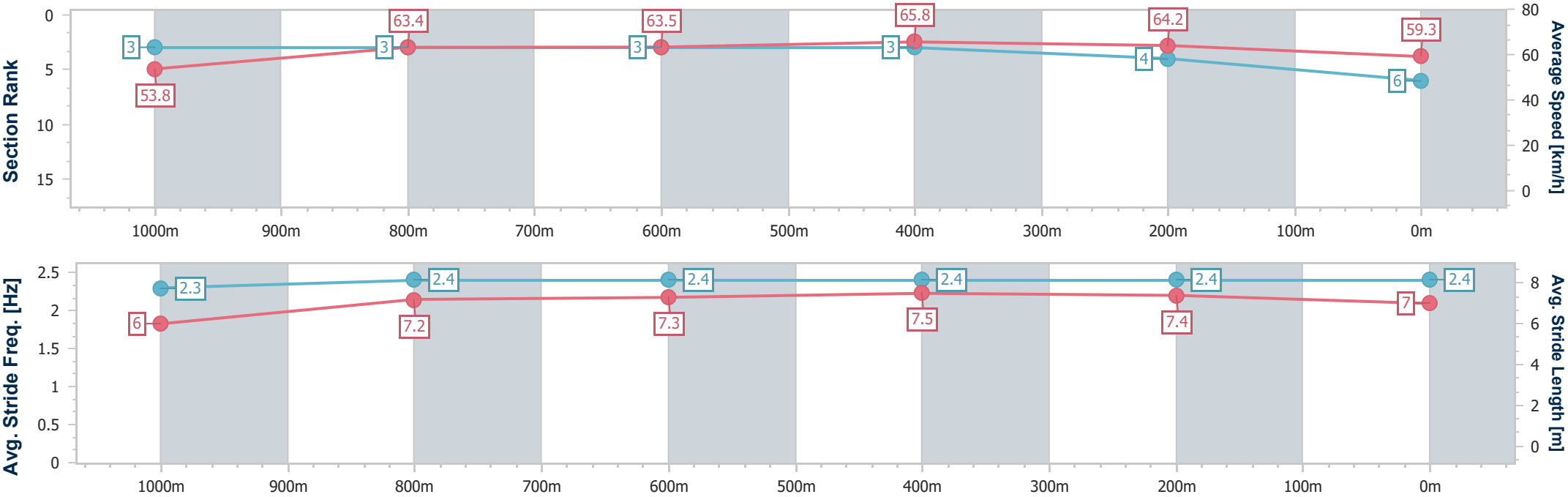


RockhamptonProfessional  
Race 8: REGIONAL INSURANCE BROKERS BENCHMARK 55  
Handicap - 1200m  
08 January 2026 - 16:57



Track Rating: Soft 5, Weather: Overcast, Rail Position: +0.5m Entire

Section	Overall	1000m	800m	600m	400m	200m							
Section Times	1:10.50 [6] (0:13.37)	0:57.13 [3] (0:11.37)	0:45.76 [3] (0:11.43)	0:34.33 [3] (0:10.95)	0:23.38 [3] (0:11.26)	0:12.12 [4] (0:12.12)							
Average Speed [km/h]	53.8	63.4	63.5	65.8	64.2	59.3							
Top Speed [km/h]	65.0	64.4	65.0	66.3	65.4	63.2							
Avg. Dist. to Rail [m]	1.3	0.6	1.4	2.8	2.8	1.9							
Avg. Stride Freq. [Hz]	2.3	2.4	2.4	2.4	2.4	2.4							
Avg. Stride Length [m]	6.0	7.2	7.3	7.5	7.4	7.0							





Horse/Jockey Name	Outback Ringer
Final Rank	7
Fastest Section Time (Section)	0:11.12 (600m)
Top Speed [km/h] (Section)	65.7 (600m)
Race State	Finished

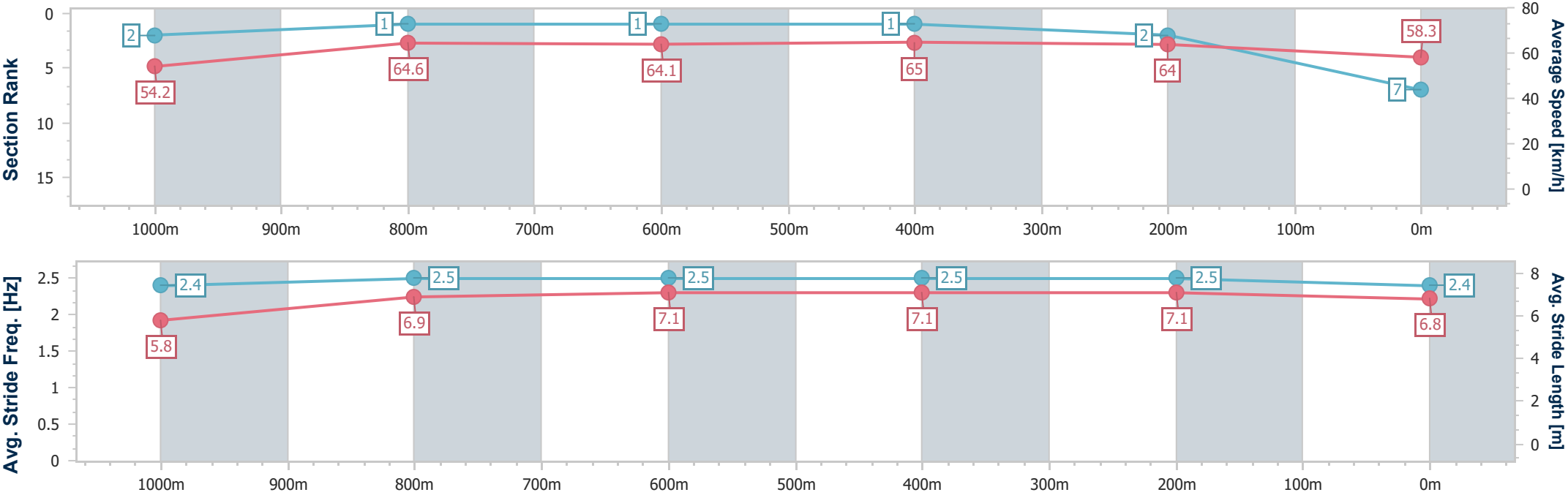


RockhamptonProfessional  
Race 8: REGIONAL INSURANCE BROKERS BENCHMARK 55  
Handicap - 1200m  
08 January 2026 - 16:57



Track Rating: Soft 5, Weather: Overcast, Rail Position: +0.5m Entire

Section	Overall	1000m	800m	600m	400m	200m								
Section Times	1:10.61 [7] (0:13.32)	0:57.29 [2] (0:11.16)	0:46.13 [1] (0:11.44)	0:34.69 [1] (0:11.12)	0:23.57 [1] (0:11.24)	0:12.33 [2] (0:12.33)								
Average Speed [km/h]	54.2	64.6	64.1	65.0	64.0	58.3								
Top Speed [km/h]	65.0	65.4	64.7	65.7	65.6	61.7								
Avg. Dist. to Rail [m]	7.4	0.4	2.3	5.2	4.7	4.8								
Avg. Stride Freq. [Hz]	2.4	2.5	2.5	2.5	2.5	2.4								
Avg. Stride Length [m]	5.8	6.9	7.1	7.1	7.1	6.8								





Horse/Jockey Name	Whatta Whitt
Final Rank	8
Fastest Section Time (Section)	0:11.03 (600m)
Top Speed [km/h] (Section)	66.5 (600m)
Race State	Finished

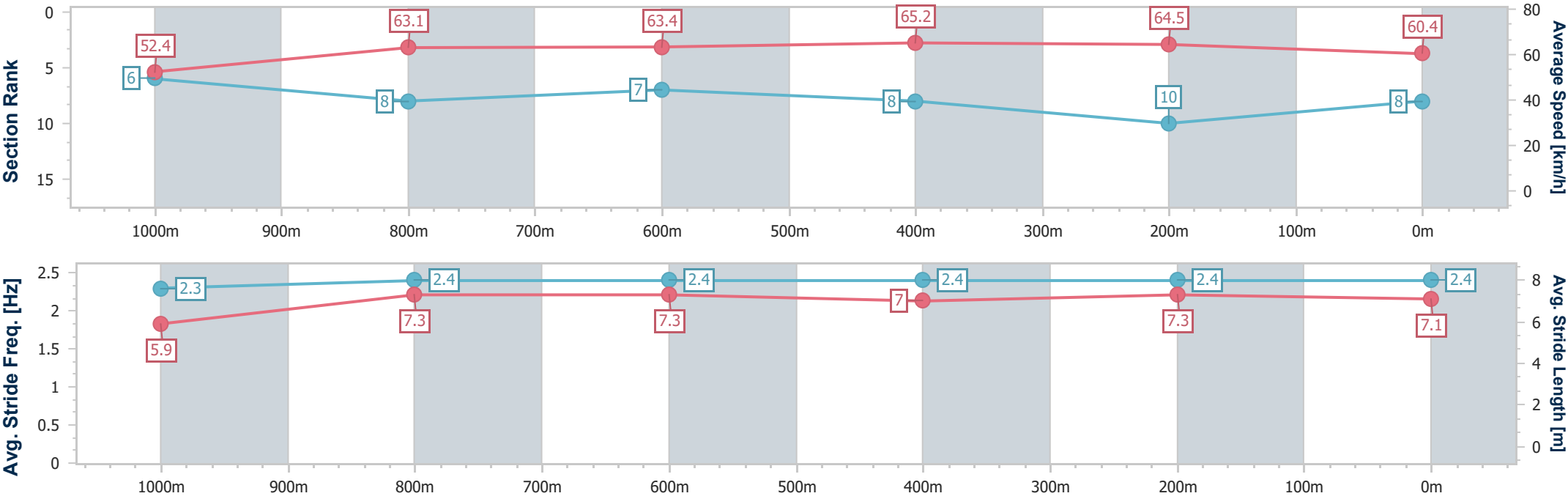


RockhamptonProfessional  
Race 8: REGIONAL INSURANCE BROKERS BENCHMARK 55  
Handicap - 1200m  
08 January 2026 - 16:57



Track Rating: Soft 5, Weather: Overcast, Rail Position: +0.5m Entire

Section	Overall	1000m	800m	600m	400m	200m							
Section Times	1:10.78 [8] (0:13.78)	0:57.00 [6] (0:11.40)	0:45.60 [8] (0:11.47)	0:34.13 [7] (0:11.03)	0:23.10 [8] (0:11.21)	0:11.89 [10] (0:11.89)							
Average Speed [km/h]	52.4	63.1	63.4	65.2	64.5	60.4							
Top Speed [km/h]	63.7	64.4	64.5	66.5	66.2	62.9							
Avg. Dist. to Rail [m]	6.0	0.3	1.2	4.8	6.0	6.8							
Avg. Stride Freq. [Hz]	2.3	2.4	2.4	2.4	2.4	2.4							
Avg. Stride Length [m]	5.9	7.3	7.3	7.0	7.3	7.1							





Horse/Jockey Name	Diamond Money
Final Rank	9
Fastest Section Time (Section)	0:10.95 (600m)
Top Speed [km/h] (Section)	67.0 (600m)
Race State	Finished

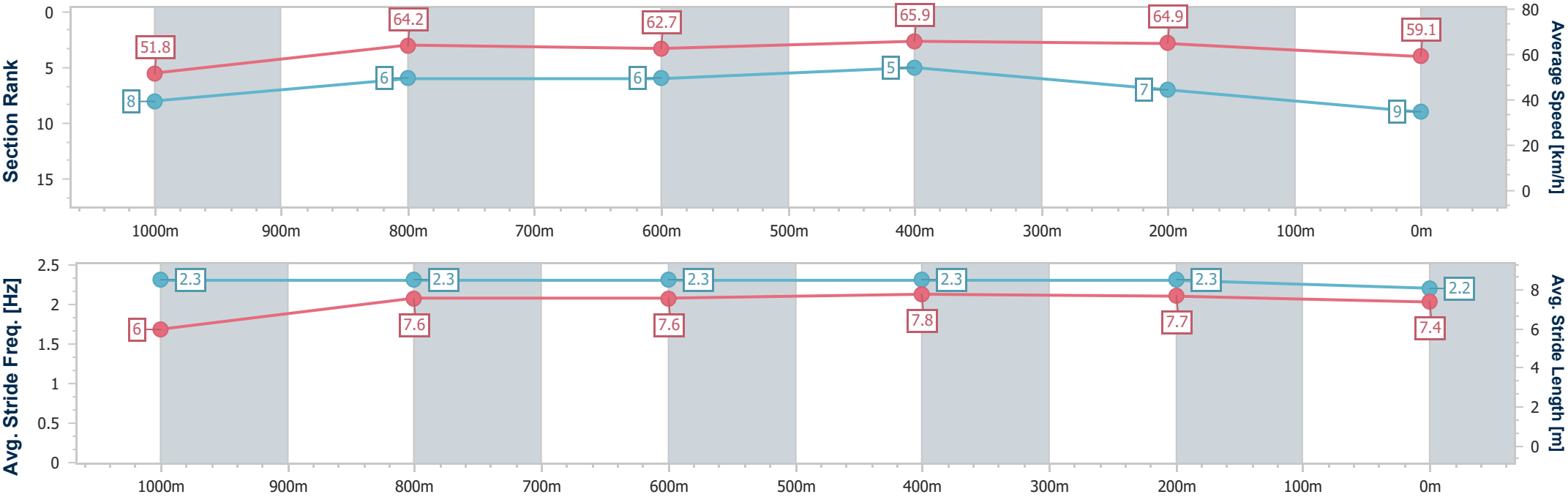


RockhamptonProfessional  
Race 8: REGIONAL INSURANCE BROKERS BENCHMARK 55  
Handicap - 1200m  
08 January 2026 - 16:57



Track Rating: Soft 5, Weather: Overcast, Rail Position: +0.5m Entire

Section	Overall	1000m	800m	600m	400m	200m							
Section Times	1:10.79 [9] (0:13.89)	0:56.90 [8] (0:11.14)	0:45.76 [6] (0:11.52)	0:34.24 [6] (0:10.95)	0:23.29 [5] (0:11.12)	0:12.17 [7] (0:12.17)							
Average Speed [km/h]	51.8	64.2	62.7	65.9	64.9	59.1							
Top Speed [km/h]	65.9	65.5	63.9	67.0	66.5	63.5							
Avg. Dist. to Rail [m]	2.4	1.1	1.3	2.8	2.6	2.3							
Avg. Stride Freq. [Hz]	2.3	2.3	2.3	2.3	2.3	2.2							
Avg. Stride Length [m]	6.0	7.6	7.6	7.8	7.7	7.4							





Horse/Jockey Name	Rum Runner
Final Rank	10
Fastest Section Time (Section)	0:10.99 (600m)
Top Speed [km/h] (Section)	66.7 (600m)
Race State	Finished

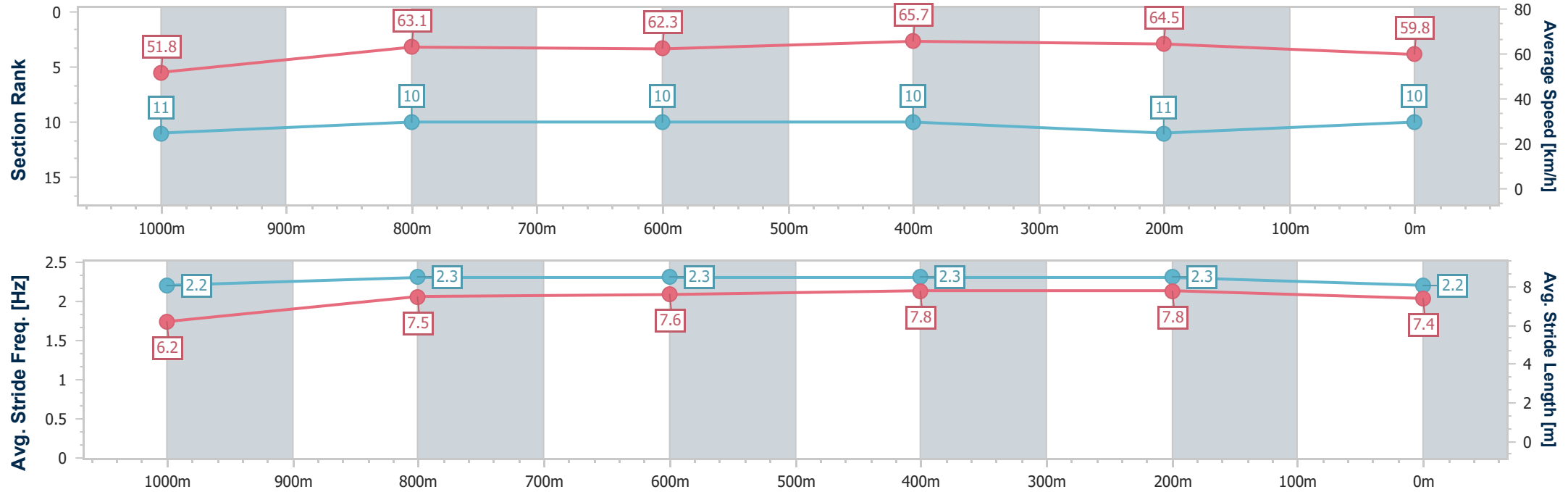


RockhamptonProfessional  
Race 8: REGIONAL INSURANCE BROKERS BENCHMARK 55  
Handicap - 1200m  
08 January 2026 - 16:57



Track Rating: Soft 5, Weather: Overcast, Rail Position: +0.5m Entire

Section	Overall	1000m	800m	600m	400m	200m							
Section Times	1:11.11 [10] (0:13.96)	0:57.15 [11] (0:11.41)	0:45.74 [10] (0:11.58)	0:34.16 [10] (0:10.99)	0:23.17 [10] (0:11.15)	0:12.02 [11] (0:12.02)							
Average Speed [km/h]	51.8	63.1	62.3	65.7	64.5	59.8							
Top Speed [km/h]	63.9	64.6	63.6	66.7	65.8	62.5							
Avg. Dist. to Rail [m]	6.1	0.5	0.9	2.8	3.6	3.8							
Avg. Stride Freq. [Hz]	2.2	2.3	2.3	2.3	2.3	2.2							
Avg. Stride Length [m]	6.2	7.5	7.6	7.8	7.8	7.4							





Horse/Jockey Name	Brazen Sailor
Final Rank	11
Fastest Section Time (Section)	0:11.13 (600m)
Top Speed [km/h] (Section)	66.7 (600m)
Race State	Finished

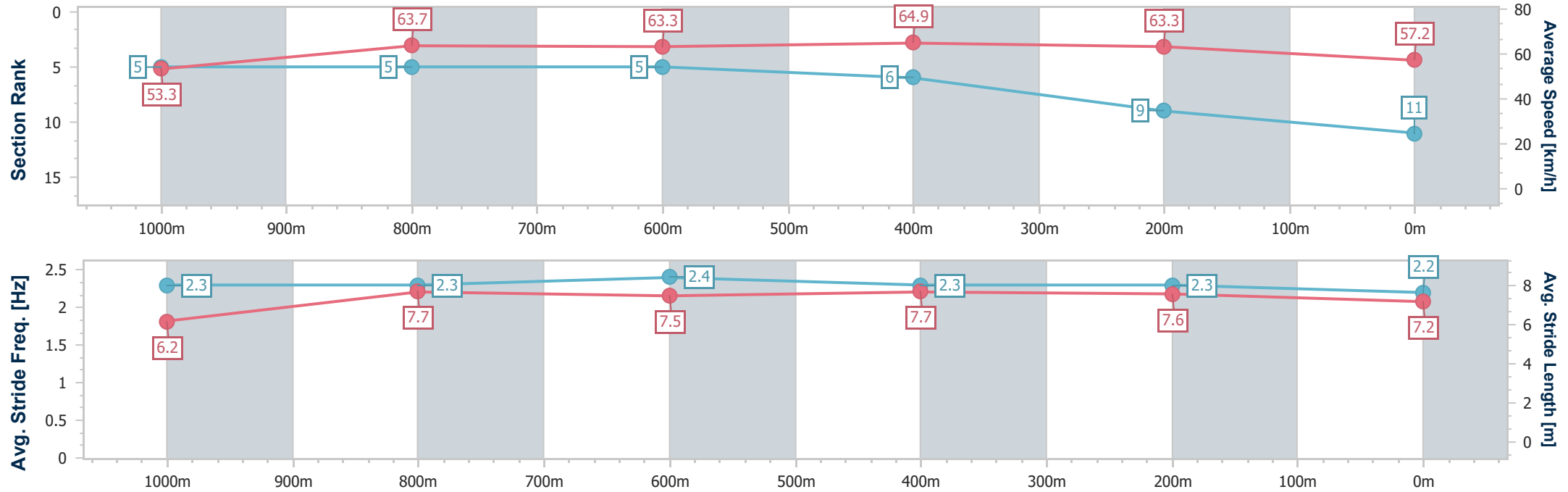


RockhamptonProfessional  
Race 8: REGIONAL INSURANCE BROKERS BENCHMARK 55  
Handicap - 1200m  
08 January 2026 - 16:57



Track Rating: Soft 5, Weather: Overcast, Rail Position: +0.5m Entire

Section	Overall	1000m	800m	600m	400m	200m								
Section Times	1:11.49 [11] (0:13.55)	0:57.94 [5] (0:11.34)	0:46.60 [5] (0:11.50)	0:35.10 [5] (0:11.13)	0:23.97 [6] (0:11.36)	0:12.61 [9] (0:12.61)								
Average Speed [km/h]	53.3	63.7	63.3	64.9	63.3	57.2								
Top Speed [km/h]	63.9	64.6	64.8	66.7	64.6	61.7								
Avg. Dist. to Rail [m]	3.2	0.5	1.9	4.5	5.3	5.7								
Avg. Stride Freq. [Hz]	2.3	2.3	2.4	2.3	2.3	2.2								
Avg. Stride Length [m]	6.2	7.7	7.5	7.7	7.6	7.2								





Horse/Jockey Name	Spirit Talker
Final Rank	12
Fastest Section Time (Section)	0:11.19 (600m)
Top Speed [km/h] (Section)	65.0 (400m)
Race State	Finished

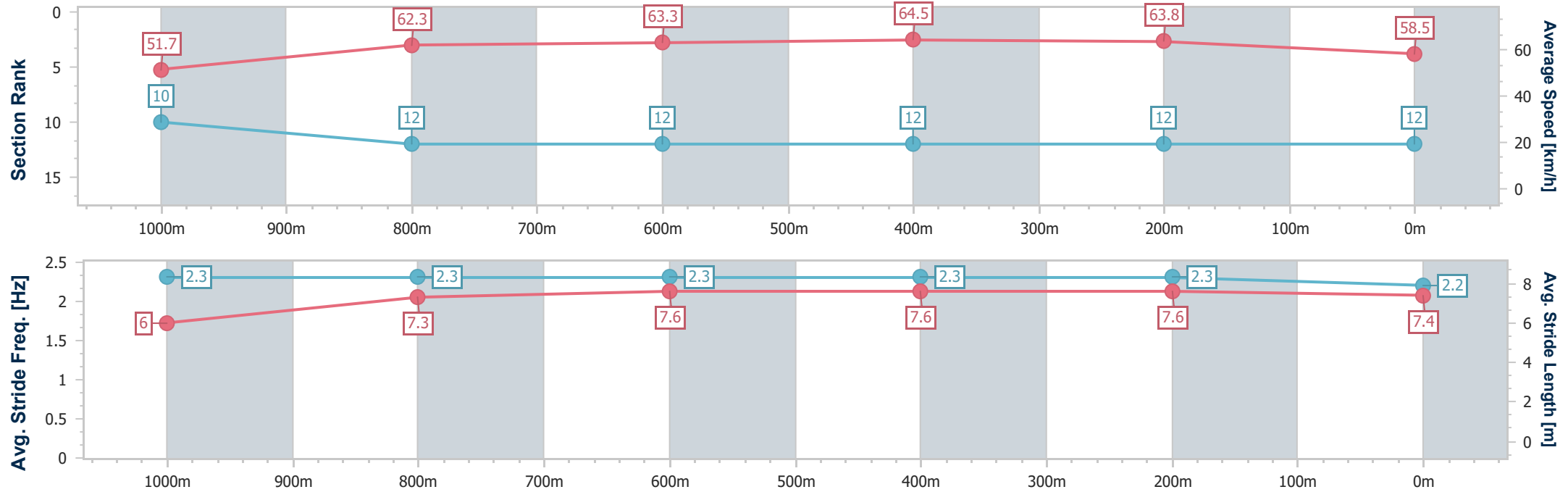


RockhamptonProfessional  
Race 8: REGIONAL INSURANCE BROKERS BENCHMARK 55  
Handicap - 1200m  
08 January 2026 - 16:57



Track Rating: Soft 5, Weather: Overcast, Rail Position: +0.5m Entire

Section	Overall	1000m	800m	600m	400m	200m							
Section Times	1:11.93 [12] (0:13.96)	0:57.97 [10] (0:11.58)	0:46.39 [12] (0:11.62)	0:34.77 [12] (0:11.19)	0:23.58 [12] (0:11.29)	0:12.29 [12] (0:12.29)							
Average Speed [km/h]	51.7	62.3	63.3	64.5	63.8	58.5							
Top Speed [km/h]	60.2	64.1	64.1	65.0	65.0	61.7							
Avg. Dist. to Rail [m]	8.6	0.8	2.4	4.0	3.3	2.5							
Avg. Stride Freq. [Hz]	2.3	2.3	2.3	2.3	2.3	2.2							
Avg. Stride Length [m]	6.0	7.3	7.6	7.6	7.6	7.4							





Horse/Jockey Name	Saint Cayetano
Final Rank	13
Fastest Section Time (Section)	0:11.14 (600m)
Top Speed [km/h] (Section)	65.4 (600m)
Race State	Finished

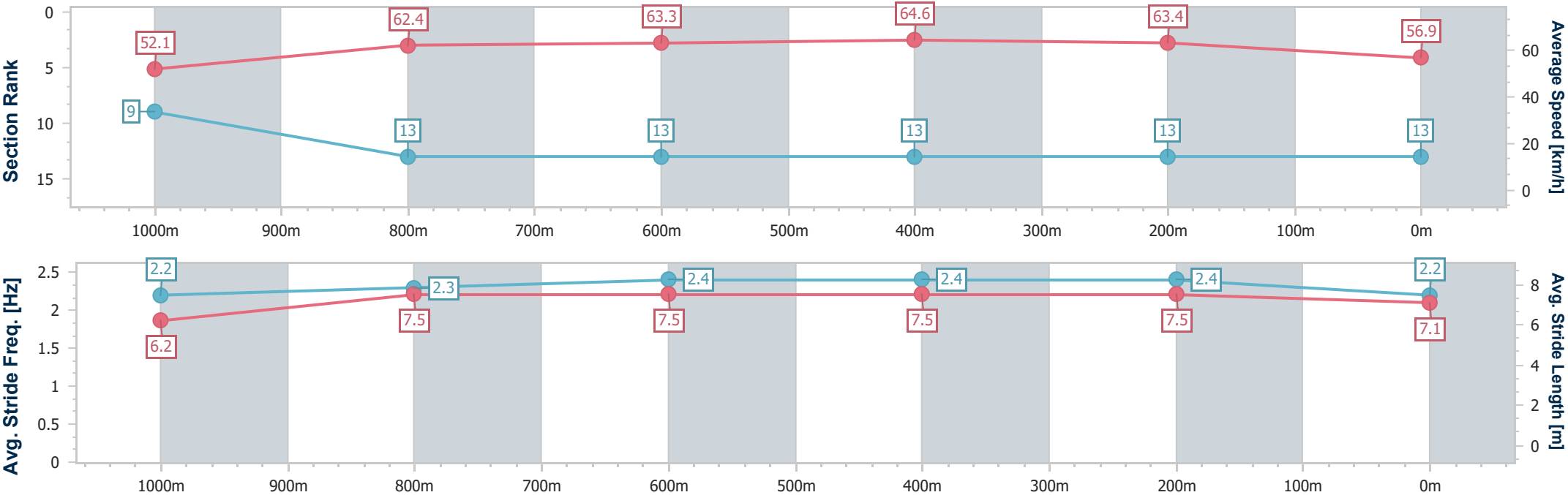


RockhamptonProfessional  
Race 8: REGIONAL INSURANCE BROKERS BENCHMARK 55  
Handicap - 1200m  
08 January 2026 - 16:57



Track Rating: Soft 5, Weather: Overcast, Rail Position: +0.5m Entire

Section	Overall	1000m	800m	600m	400m	200m							
Section Times	1:12.41 [13] (0:13.89)	0:58.52 [9] (0:11.65)	0:46.87 [13] (0:11.69)	0:35.18 [13] (0:11.14)	0:24.04 [13] (0:11.38)	0:12.66 [13] (0:12.66)							
Average Speed [km/h]	52.1	62.4	63.3	64.6	63.4	56.9							
Top Speed [km/h]	63.4	64.2	64.4	65.4	64.4	61.4							
Avg. Dist. to Rail [m]	9.5	1.7	3.4	5.4	5.4	4.4							
Avg. Stride Freq. [Hz]	2.2	2.3	2.4	2.4	2.4	2.2							
Avg. Stride Length [m]	6.2	7.5	7.5	7.5	7.5	7.1							





Rockhampton Professional  
Race 9: THOMOS BETTA HOME LIVING BENCHMARK 62 Handicap -  
1400m

08 January 2026 - 17:37



Track Rating: Soft 5, Weather: Overcast, Rail Position: +0.5m Entire

Section							Overall	1200m	1000m	800m	600m	400m	Last 600m	
Field Times							1:22.37 (0:12.43)	1:09.94 (0:11.07)	0:58.87 (0:11.41)	0:47.46 (0:11.68)	0:35.78 (0:11.34)	0:24.44 (0:11.99)	0:35.78	
Rank	TAB	Horse/Jockey	Barrier	Top Speed [km/h]	Fastest Section									Distance Travelled [m]
1	2	KAREEM	12	65.6	0:11.16	1:22.37 [1]	1:08.95 [11]	0:57.62 [12]	0:46.15 [12]	0:34.42 [12]	0:23.26 [10]	0:34.42		
		Paul Hamblin		600m	600m	(0:13.42)	(0:11.33)	(0:11.47)	(0:11.73)	(0:11.16)	(0:11.22)			
2	7	REPLACE THE ACE	9	65.9	0:11.25	1:22.56 [2]	1:09.87 [3]	0:58.61 [4]	0:47.23 [4]	0:35.54 [4]	0:24.29 [3]	0:35.54 -1		
		Tahlia Fenlon		600m	600m	(0:12.69)	(0:11.26)	(0:11.38)	(0:11.69)	(0:11.25)	(0:11.65)			
3	11	SMASHING ROSIE	11	67.1	0:11.12	1:22.82 [3]	1:09.37 [12]	0:58.13 [11]	0:46.71 [11]	0:34.97 [10]	0:23.85 [6]	0:34.97 -5		
		Maddie Mankelow		400m	600m	(0:13.45)	(0:11.24)	(0:11.42)	(0:11.74)	(0:11.12)	(0:11.25)			
4	8	ROYAL GLADIATOR	4	65.4	0:11.22	1:23.07 [4]	1:10.59 [2]	0:59.37 [2]	0:47.97 [2]	0:36.30 [2]	0:24.95 [2]	0:36.30 +1		
		Cody Collis		Overall	1200m	(0:12.48)	(0:11.22)	(0:11.40)	(0:11.67)	(0:11.35)	(0:11.82)			
5	5	BOOM BOOM RAY	15	67.7	0:11.14	1:23.17 [5]	1:09.90 [10]	0:58.76 [8]	0:47.33 [8]	0:35.50 [8]	0:24.20 [7]	0:35.50 +3		
		Ryan Wiggins		1200m	1200m	(0:13.27)	(0:11.14)	(0:11.43)	(0:11.83)	(0:11.30)	(0:11.50)			
6	9	EL FORTRESS	10	65.7	0:11.23	1:23.21 [6]	1:10.12 [8]	0:58.79 [9]	0:47.25 [10]	0:35.36 [11]	0:24.13 [9]	0:35.36 +5		
		Raul Silvera Olivera		600m	600m	(0:13.09)	(0:11.33)	(0:11.54)	(0:11.89)	(0:11.23)	(0:11.52)			
7	6	FIFTY FIVE MUSTANG	14	67.6	0:11.04	1:23.25 [7]	1:09.69 [13]	0:58.16 [13]	0:46.66 [13]	0:34.93 [14]	0:23.89 [13]	0:34.93 +5		
		Adam Sewell		600m	600m	(0:13.56)	(0:11.53)	(0:11.50)	(0:11.73)	(0:11.04)	(0:11.33)			
8	4	PRESSZORA	1	66.7	0:11.07	1:23.45 [8]	1:11.02 [1]	0:59.95 [1]	0:48.54 [1]	0:36.86 [1]	0:25.52 [1]	0:36.86 -5		
		Ashley Butler		1200m	1200m	(0:12.43)	(0:11.07)	(0:11.41)	(0:11.68)	(0:11.34)	(0:12.06)			
9	17	MAKING HISTORY	6	66.8	0:11.17	1:23.49 [9]	1:10.80 [4]	0:59.63 [3]	0:48.20 [3]	0:36.50 [3]	0:24.95 [4]	0:36.50 -4		
		Georgina Cartwright		Overall	1200m	(0:12.69)	(0:11.17)	(0:11.43)	(0:11.70)	(0:11.55)	(0:11.99)			
10	3	LADY TOWNSON	2	65.2	0:11.17	1:23.72 [10]	1:10.76 [5]	0:59.59 [5]	0:48.14 [5]	0:36.23 [6]	0:24.67 [8]	0:36.23 -5		
		Julie Busuttin		1200m	1200m	(0:12.96)	(0:11.17)	(0:11.45)	(0:11.91)	(0:11.56)	(0:11.84)			

Did Not Finish: Soften It Up (#15)

Scratched: Parade Ground (#1), Peaking Tom (#10)

Report Created: Thu 8 January 2026 17:52 GMT+1 (Note: Timing is based on position data)

Page 1/19

[ ] Ranking at each section and finish  
-:-:- No data available at this section  
NA No data available

SCN Saddle cloth number  
DNF Did not finish  
DNT Did not track

data processed by  TRIPLESDATA



Rockhampton Professional  
Race 9: THOMOS BETTA HOME LIVING BENCHMARK 62 Handicap -  
1400m

08 January 2026 - 17:37



Track Rating: Soft 5, Weather: Overcast, Rail Position: +0.5m Entire

Section						Overall	1200m	1000m	800m	600m	400m	Last 600m	
Field Times						1:22.37 (0:12.43)	1:09.94 (0:11.07)	0:58.87 (0:11.41)	0:47.46 (0:11.68)	0:35.78 (0:11.34)	0:24.44 (0:11.99)	0:35.78	
Rank	TAB	Horse/Jockey	Barrier	Top Speed [km/h]	Fastest Section								Distance Travelled [m]
11	12	SADDLES	8	66.1	0:11.27	1:23.78 [11]	1:10.78 [7]	0:59.51 [6]	0:48.13 [6]	0:36.30 [5]	0:24.92 [5]	0:36.30	+1
		Nikki Olzard		1200m	1200m	(0:13.00)	(0:11.27)	(0:11.38)	(0:11.83)	(0:11.38)	(0:11.78)		
12	13	AIN'T NOBODY	5	64.3	0:11.36	1:23.83 [12]	1:10.67 [9]	0:59.31 [10]	0:47.88 [9]	0:36.14 [9]	0:24.51 [12]	0:36.14	-8
		Tasha Chambers		Overall	1200m	(0:13.16)	(0:11.36)	(0:11.43)	(0:11.74)	(0:11.63)	(0:11.79)		
13	16	LEICA BITA FUN	13	64.1	0:11.36	1:23.90 [13]	1:10.16 [14]	0:58.68 [15]	0:47.29 [14]	0:35.66 [13]	0:24.30 [14]	0:35.66	-6
		Jason Taylor		600m	600m	(0:13.74)	(0:11.48)	(0:11.39)	(0:11.63)	(0:11.36)	(0:11.70)		
14	14	THE PROPHECY	3	64.7	0:11.39	1:24.80 [14]	1:10.99 [15]	0:59.60 [14]	0:48.17 [15]	0:36.48 [15]	0:25.06 [15]	0:36.48	+2
		Natalea Summers		1000m	1200m	(0:13.81)	(0:11.39)	(0:11.43)	(0:11.69)	(0:11.42)	(0:11.94)		

Did Not Finish: Soften It Up (#15)

Scratched: Parade Ground (#1), Peaking Tom (#10)



Rockhampton Professional  
Race 9: THOMOS BETTA HOME LIVING BENCHMARK 62 Handicap -  
1400m

08 January 2026 - 17:37



Track Rating: Soft 5, Weather: Overcast, Rail Position: +0.5m Entire

Section Field Times				200m 0:12.45 (0:12.45)				Last 600m 0:35.78	
Rank	TAB	Horse/Jockey	Barrier	Top Speed [km/h]	Fastest Section	Margin		Distance Travelled [m]	
1	2	KAREEM	12	65.6	0:11.16	0:12.04 [5]	1:22.37	0:34.42	
		Paul Hamblin		600m	600m	(0:12.04)			
2	7	REPLACE THE ACE	9	65.9	0:11.25	0:12.64 [1]	1.15L	0:35.54	-1
		Tahlia Fenlon		600m	600m	(0:12.64)			
3	11	SMASHING ROSIE	11	67.1	0:11.12	0:12.60 [4]	2.66L	0:34.97	-5
		Maddie Mankelow		400m	600m	(0:12.60)			
4	8	ROYAL GLADIATOR	4	65.4	0:11.22	0:13.13 [2]	4.14L	0:36.30	+1
		Cody Collis		Overall	1200m	(0:13.13)			
5	5	BOOM BOOM RAY	15	67.7	0:11.14	0:12.70 [6]	4.73L	0:35.50	+3
		Ryan Wiggins		1200m	1200m	(0:12.70)			
6	9	EL FORTRESS	10	65.7	0:11.23	0:12.61 [8]	4.94L	0:35.36	+5
		Raul Silvera Olivera		600m	600m	(0:12.61)			
7	6	FIFTY FIVE MUSTANG	14	67.6	0:11.04	0:12.56 [10]	5.17L	0:34.93	+5
		Adam Sewell		600m	600m	(0:12.56)			
8	4	PRESSZORA	1	66.7	0:11.07	0:13.46 [3]	6.39L	0:36.86	-5
		Ashley Butler		1200m	1200m	(0:13.46)			
9	17	MAKING HISTORY	6	66.8	0:11.17	0:12.96 [7]	6.61L	0:36.50	-4
		Georgina Cartwright		Overall	1200m	(0:12.96)			
10	3	LADY TOWNSON	2	65.2	0:11.17	0:12.83 [11]	7.95L	0:36.23	-5
		Julie Busuttin		1200m	1200m	(0:12.83)			

Did Not Finish: Soften It Up (#15)

Scratched: Parade Ground (#1), Peaking Tom (#10)



Rockhampton Professional  
Race 9: THOMOS BETTA HOME LIVING BENCHMARK 62 Handicap -  
1400m  
08 January 2026 - 17:37



Track Rating: Soft 5, Weather: Overcast, Rail Position: +0.5m Entire

Section		200m					Last 600m		
Field Times		0:12.45 (0:12.45)					0:35.78		
Rank	TAB	Horse/Jockey	Barrier	Top Speed [km/h]	Fastest Section	Margin		Distance Travelled [m]	
11	12	SADDLES	8	66.1	0:11.27	0:13.14 [9]	8.33L	0:36.30	+1
		Nikki Olzard		1200m	1200m	(0:13.14)			
12	13	AIN'T NOBODY	5	64.3	0:11.36	0:12.72 [12]	8.59L	0:36.14	-8
		Tasha Chambers		Overall	1200m	(0:12.72)			
13	16	LEICA BITA FUN	13	64.1	0:11.36	0:12.60 [13]	8.99L	0:35.66	-6
		Jason Taylor		600m	600m	(0:12.60)			
14	14	THE PROPHECY	3	64.7	0:11.39	0:13.12 [14]	14.32L	0:36.48	+2
		Natalea Summers		1000m	1200m	(0:13.12)			

Did Not Finish: Soften It Up (#15)

Scratched: Parade Ground (#1), Peaking Tom (#10)



Horse/Jockey Name	Kareem
Final Rank	1
Fastest Section Time (Section)	0:11.16 (600m)
Top Speed [km/h] (Section)	65.6 (600m)
Race State	Finished

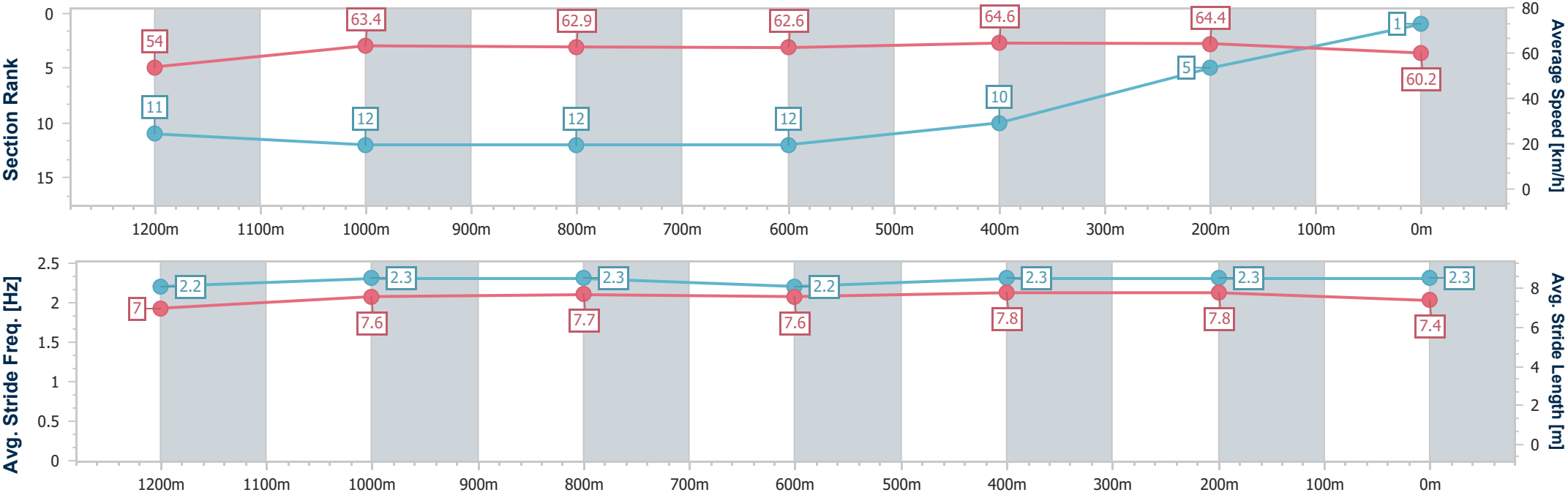


RockhamptonProfessional  
Race 9: THOMOS BETTA HOME LIVING BENCHMARK 62  
Handicap - 1400m  
08 January 2026 - 17:37



Track Rating: Soft 5, Weather: Overcast, Rail Position: +0.5m Entire

Section	Overall	1200m	1000m	800m	600m	400m	200m						
Section Times	1:22.37 [1] (0:13.42)	1:08.95 [11] (0:11.33)	0:57.62 [12] (0:11.47)	0:46.15 [12] (0:11.73)	0:34.42 [12] (0:11.16)	0:23.26 [10] (0:11.22)	0:12.04 [5]						
Average Speed [km/h]	54.0	63.4	62.9	62.6	64.6	64.4	60.2						
Top Speed [km/h]	64.4	64.4	63.5	63.7	65.6	65.3	62.7						
Avg. Dist. to Rail [m]	4.8	0.3	0.7	2.2	3.8	4.3	6.7						
Avg. Stride Freq. [Hz]	2.2	2.3	2.3	2.2	2.3	2.3	2.3						
Avg. Stride Length [m]	7.0	7.6	7.7	7.6	7.8	7.8	7.4						





Horse/Jockey Name	Replace The Ace
Final Rank	2
Fastest Section Time (Section)	0:11.25 (600m)
Top Speed [km/h] (Section)	65.9 (600m)
Race State	Finished

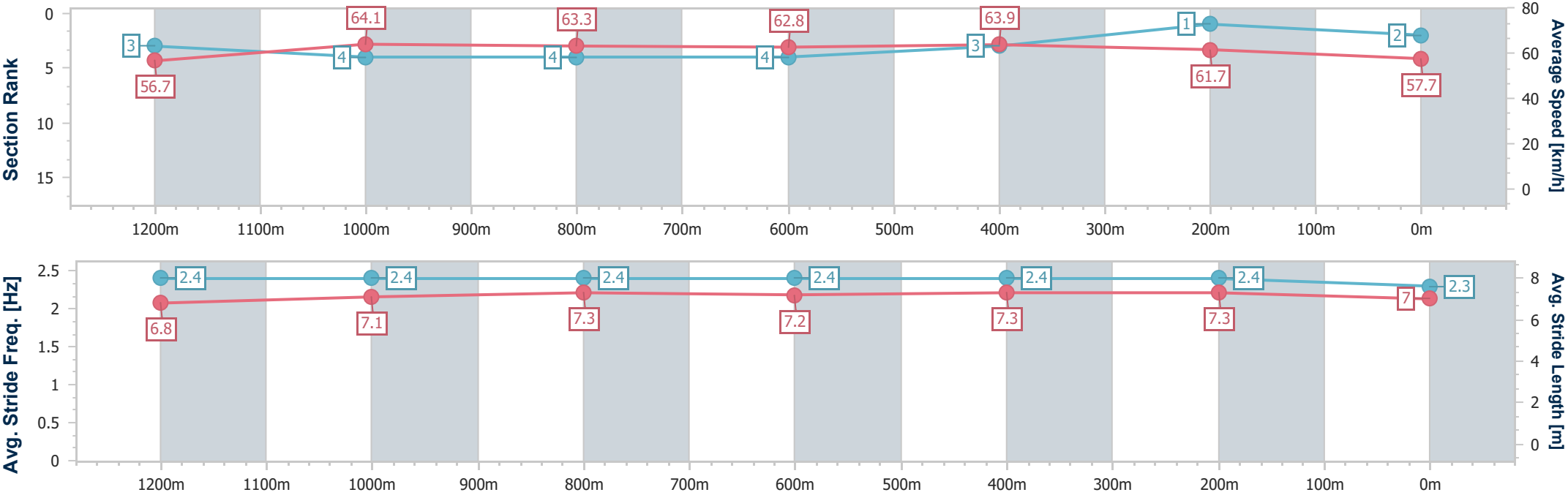


RockhamptonProfessional  
Race 9: THOMOS BETTA HOME LIVING BENCHMARK 62  
Handicap - 1400m  
08 January 2026 - 17:37



Track Rating: Soft 5, Weather: Overcast, Rail Position: +0.5m Entire

Section	Overall	1200m	1000m	800m	600m	400m	200m						
Section Times	1:22.56 [2] (0:12.69)	1:09.87 [3] (0:11.26)	0:58.61 [4] (0:11.38)	0:47.23 [4] (0:11.69)	0:35.54 [4] (0:11.25)	0:24.29 [3] (0:11.65)	0:12.64 [1] (0:12.64)						
Average Speed [km/h]	56.7	64.1	63.3	62.8	63.9	61.7	57.7						
Top Speed [km/h]	64.6	65.0	64.0	64.2	65.9	63.6	60.3						
Avg. Dist. to Rail [m]	3.7	0.8	0.7	2.0	3.3	4.0	4.8						
Avg. Stride Freq. [Hz]	2.4	2.4	2.4	2.4	2.4	2.4	2.3						
Avg. Stride Length [m]	6.8	7.1	7.3	7.2	7.3	7.3	7.0						





Horse/Jockey Name	Smashing Rosie
Final Rank	3
Fastest Section Time (Section)	0:11.12 (600m)
Top Speed [km/h] (Section)	67.1 (400m)
Race State	Finished

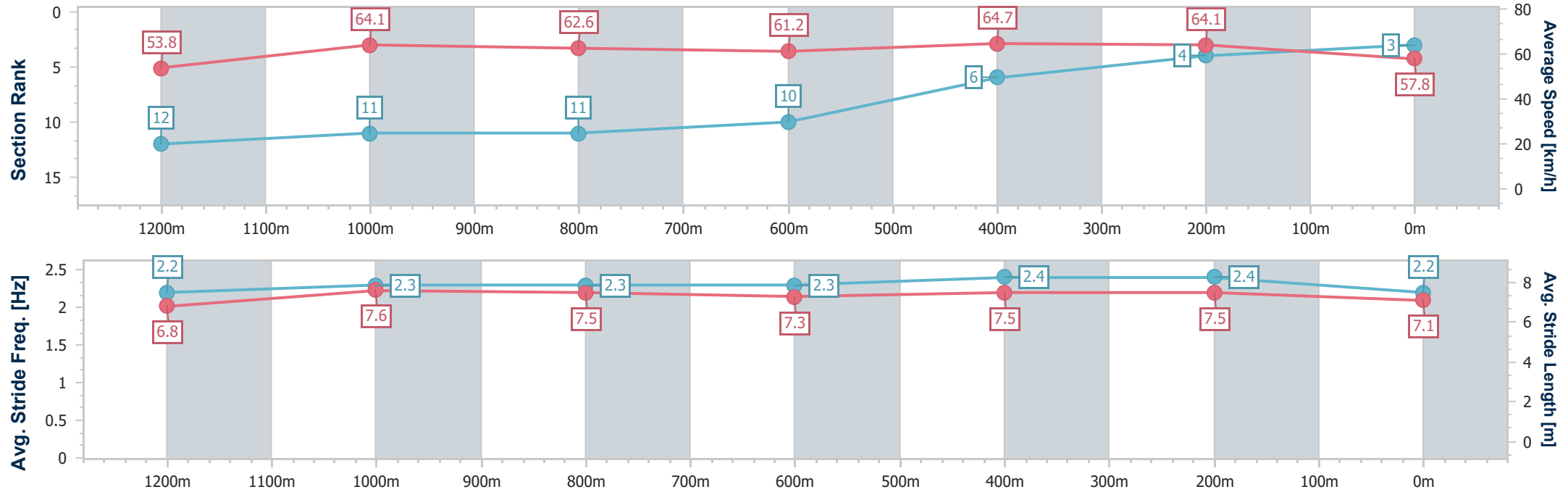


RockhamptonProfessional  
Race 9: THOMOS BETTA HOME LIVING BENCHMARK 62  
Handicap - 1400m  
08 January 2026 - 17:37



Track Rating: Soft 5, Weather: Overcast, Rail Position: +0.5m Entire

Section	Overall	1200m	1000m	800m	600m	400m	200m						
Section Times	1:22.82 [3] (0:13.45)	1:09.37 [12] (0:11.24)	0:58.13 [11] (0:11.42)	0:46.71 [11] (0:11.74)	0:34.97 [10] (0:11.12)	0:23.85 [6] (0:11.25)	0:12.60 [4] (0:12.60)						
Average Speed [km/h]	53.8	64.1	62.6	61.2	64.7	64.1	57.8						
Top Speed [km/h]	64.8	64.8	63.9	62.5	67.1	67.1	61.4						
Avg. Dist. to Rail [m]	4.0	1.0	1.0	0.9	1.3	3.1	6.4						
Avg. Stride Freq. [Hz]	2.2	2.3	2.3	2.3	2.4	2.4	2.2						
Avg. Stride Length [m]	6.8	7.6	7.5	7.3	7.5	7.5	7.1						





Horse/Jockey Name	Royal Gladiator
Final Rank	4
Fastest Section Time (Section)	0:11.22 (1200m)
Top Speed [km/h] (Section)	65.4 (Overall)
Race State	Finished

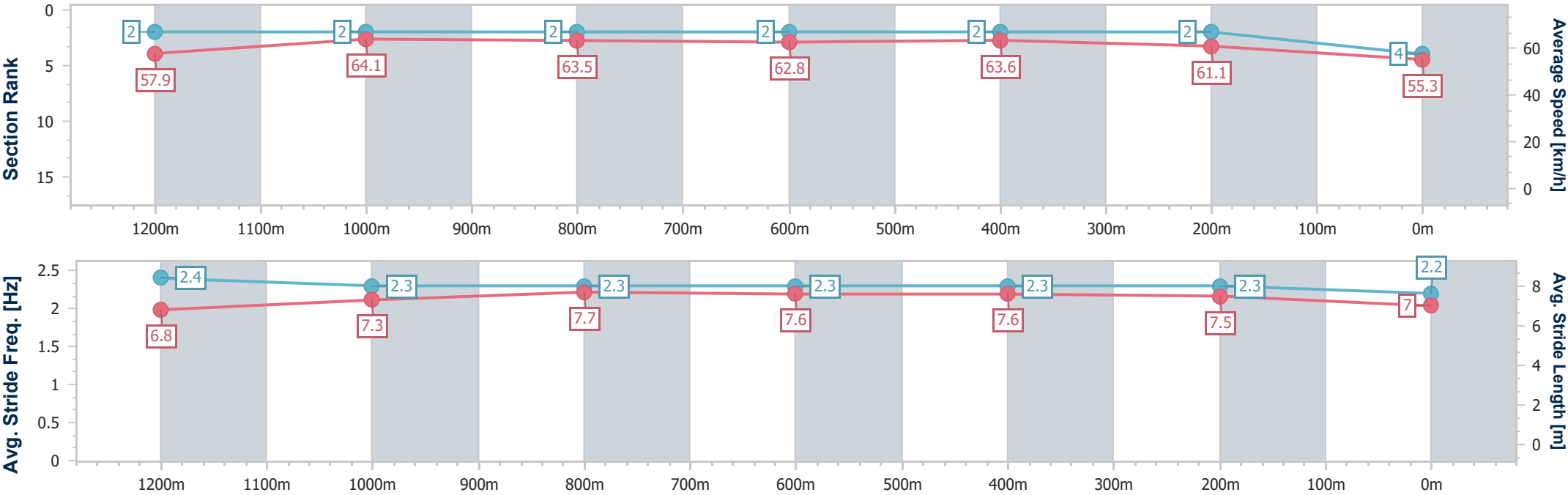


RockhamptonProfessional  
Race 9: THOMOS BETTA HOME LIVING BENCHMARK 62  
Handicap - 1400m  
08 January 2026 - 17:37



Track Rating: Soft 5, Weather: Overcast, Rail Position: +0.5m Entire

Section	Overall	1200m	1000m	800m	600m	400m	200m						
Section Times	1:23.07 [4] (0:12.48)	1:10.59 [2] (0:11.22)	0:59.37 [2] (0:11.40)	0:47.97 [2] (0:11.67)	0:36.30 [2] (0:11.35)	0:24.95 [2] (0:11.82)	0:13.13 [2] (0:13.13)						
Average Speed [km/h]	57.9	64.1	63.5	62.8	63.6	61.1	55.3						
Top Speed [km/h]	65.4	65.3	64.2	64.0	64.1	63.2	58.6						
Avg. Dist. to Rail [m]	0.9	0.3	0.6	2.6	3.8	3.5	3.9						
Avg. Stride Freq. [Hz]	2.4	2.3	2.3	2.3	2.3	2.3	2.2						
Avg. Stride Length [m]	6.8	7.3	7.7	7.6	7.6	7.5	7.0						





Horse/Jockey Name	Boom Boom Ray
Final Rank	5
Fastest Section Time (Section)	0:11.14 (1200m)
Top Speed [km/h] (Section)	67.7 (1200m)
Race State	Finished

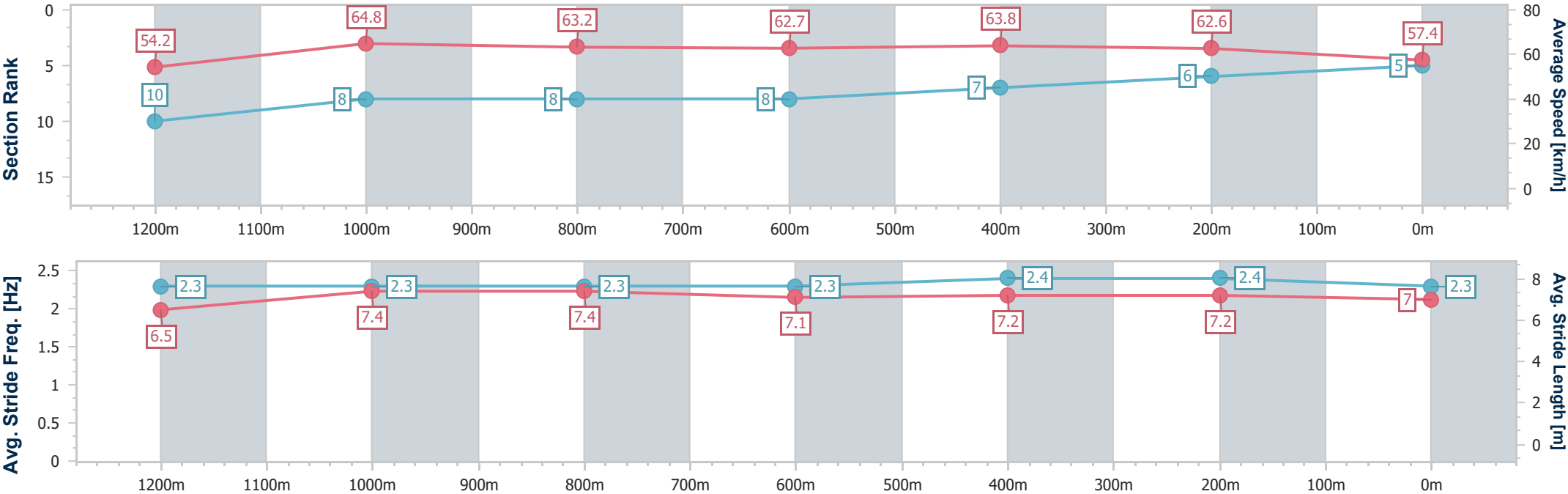


RockhamptonProfessional  
Race 9: THOMOS BETTA HOME LIVING BENCHMARK 62  
Handicap - 1400m  
08 January 2026 - 17:37



Track Rating: Soft 5, Weather: Overcast, Rail Position: +0.5m Entire

Section	Overall	1200m	1000m	800m	600m	400m	200m						
Section Times	1:23.17 [5] (0:13.27)	1:09.90 [10] (0:11.14)	0:58.76 [8] (0:11.43)	0:47.33 [8] (0:11.83)	0:35.50 [8] (0:11.30)	0:24.20 [7] (0:11.50)	0:12.70 [6] (0:12.70)						
Average Speed [km/h]	54.2	64.8	63.2	62.7	63.8	62.6	57.4						
Top Speed [km/h]	65.9	67.7	63.9	63.2	64.8	64.3	60.2						
Avg. Dist. to Rail [m]	8.0	0.4	0.8	3.4	6.2	8.2	8.1						
Avg. Stride Freq. [Hz]	2.3	2.3	2.3	2.3	2.4	2.4	2.3						
Avg. Stride Length [m]	6.5	7.4	7.4	7.1	7.2	7.2	7.0						





Horse/Jockey Name	El Fortress
Final Rank	6
Fastest Section Time (Section)	0:11.23 (600m)
Top Speed [km/h] (Section)	65.7 (600m)
Race State	Finished

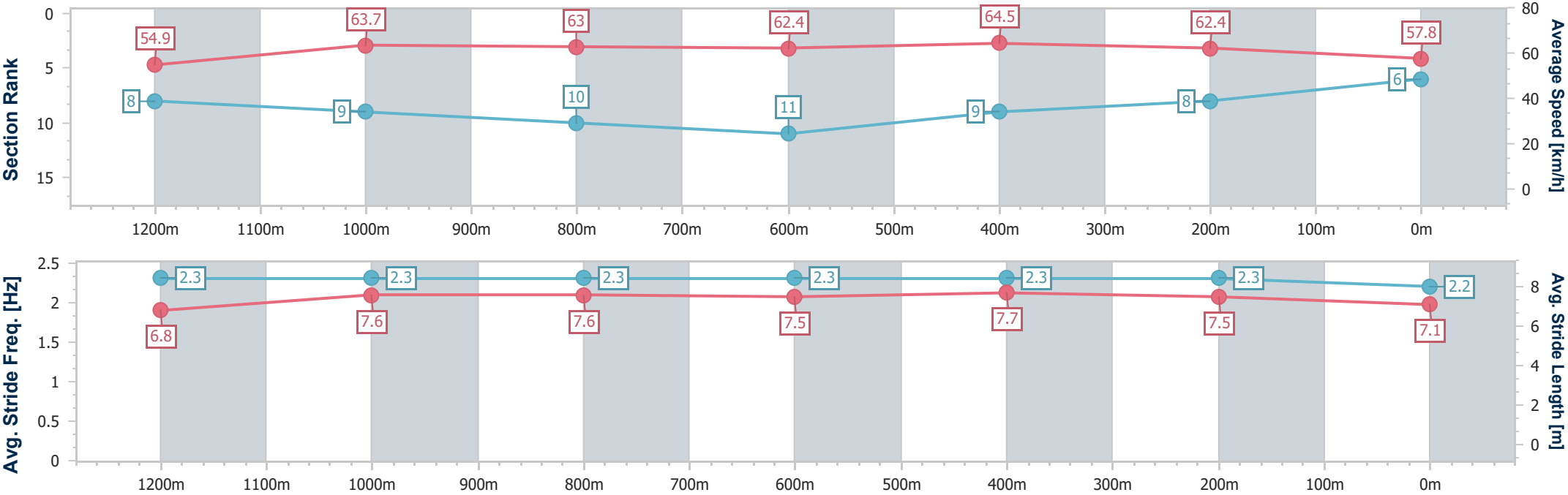


RockhamptonProfessional  
Race 9: THOMOS BETTA HOME LIVING BENCHMARK 62  
Handicap - 1400m  
08 January 2026 - 17:37



Track Rating: Soft 5, Weather: Overcast, Rail Position: +0.5m Entire

Section	Overall	1200m	1000m	800m	600m	400m	200m						
Section Times	1:23.21 [6] (0:13.09)	1:10.12 [8] (0:11.33)	0:58.79 [9] (0:11.54)	0:47.25 [10] (0:11.89)	0:35.36 [11] (0:11.23)	0:24.13 [9] (0:11.52)	0:12.61 [8] (0:12.61)						
Average Speed [km/h]	54.9	63.7	63.0	62.4	64.5	62.4	57.8						
Top Speed [km/h]	63.7	64.7	63.8	64.1	65.7	64.6	60.2						
Avg. Dist. to Rail [m]	5.7	1.5	1.5	4.1	7.7	9.7	9.7						
Avg. Stride Freq. [Hz]	2.3	2.3	2.3	2.3	2.3	2.3	2.2						
Avg. Stride Length [m]	6.8	7.6	7.6	7.5	7.7	7.5	7.1						





Horse/Jockey Name	Fifty Five Mustang
Final Rank	7
Fastest Section Time (Section)	0:11.04 (600m)
Top Speed [km/h] (Section)	67.6 (600m)
Race State	Finished

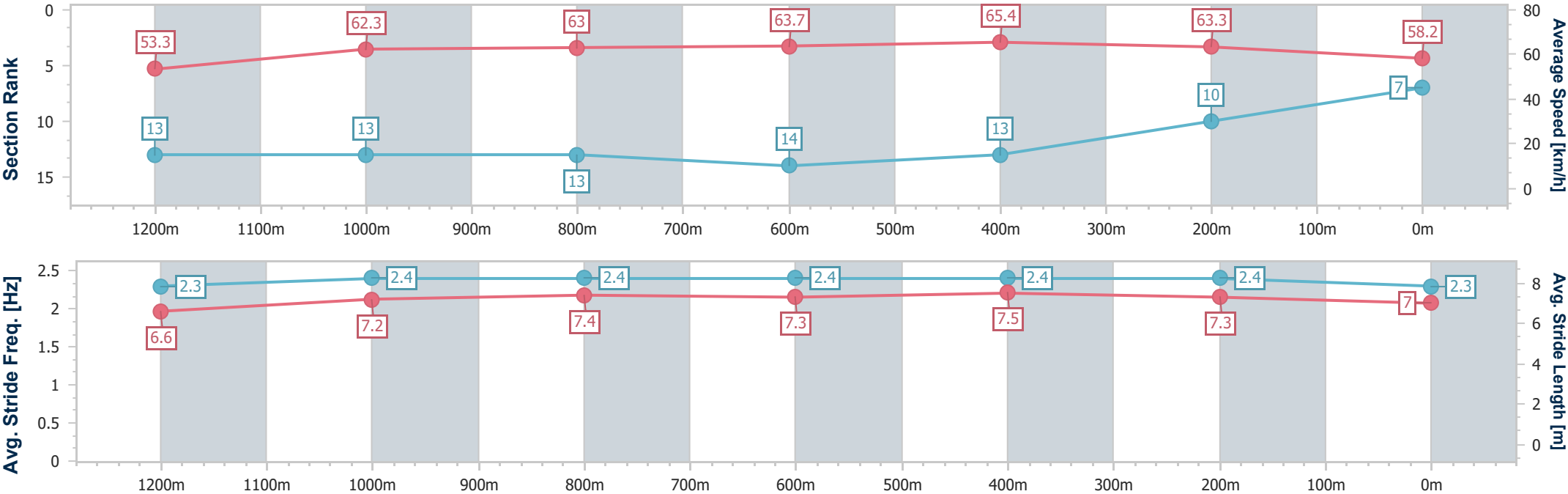


RockhamptonProfessional  
Race 9: THOMOS BETTA HOME LIVING BENCHMARK 62  
Handicap - 1400m  
08 January 2026 - 17:37



Track Rating: Soft 5, Weather: Overcast, Rail Position: +0.5m Entire

Section	Overall	1200m	1000m	800m	600m	400m	200m						
Section Times	1:23.25 [7] (0:13.56)	1:09.69 [13] (0:11.53)	0:58.16 [13] (0:11.50)	0:46.66 [13] (0:11.73)	0:34.93 [14] (0:11.04)	0:23.89 [13] (0:11.33)	0:12.56 [10] (0:12.56)						
Average Speed [km/h]	53.3	62.3	63.0	63.7	65.4	63.3	58.2						
Top Speed [km/h]	62.9	63.6	64.1	65.6	67.6	65.6	61.1						
Avg. Dist. to Rail [m]	7.6	1.0	0.8	4.3	8.0	10.0	10.0						
Avg. Stride Freq. [Hz]	2.3	2.4	2.4	2.4	2.4	2.4	2.3						
Avg. Stride Length [m]	6.6	7.2	7.4	7.3	7.5	7.3	7.0						





Horse/Jockey Name	Presszora
Final Rank	8
Fastest Section Time (Section)	0:11.07 (1200m)
Top Speed [km/h] (Section)	66.7 (1200m)
Race State	Finished

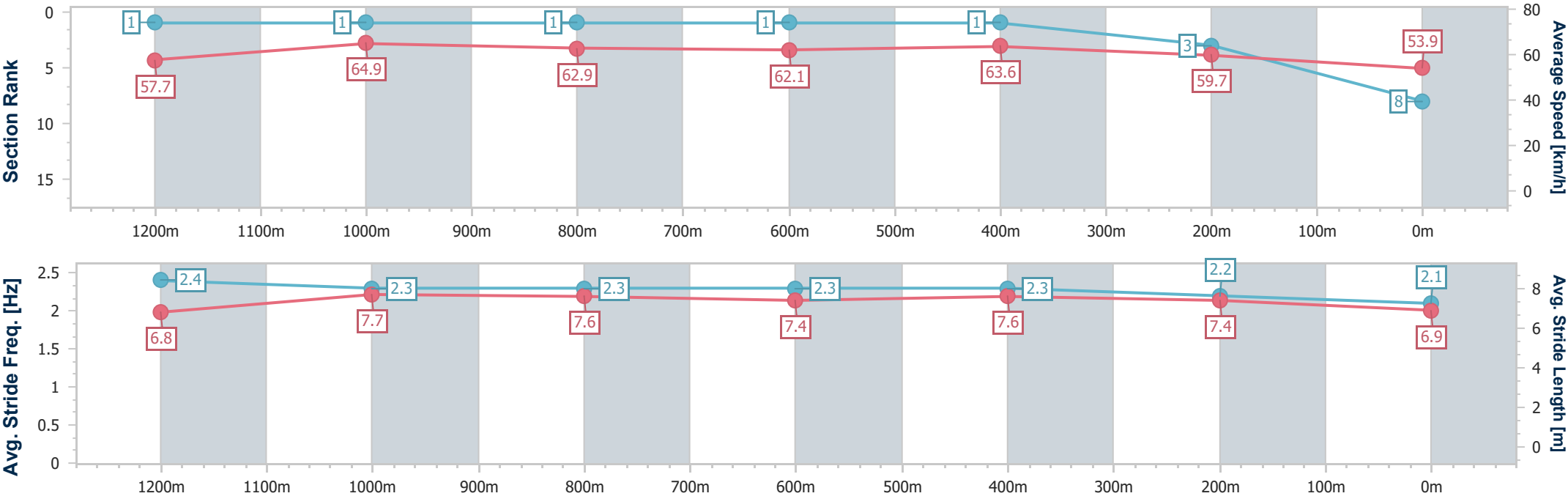


RockhamptonProfessional  
Race 9: THOMOS BETTA HOME LIVING BENCHMARK 62  
Handicap - 1400m  
08 January 2026 - 17:37



Track Rating: Soft 5, Weather: Overcast, Rail Position: +0.5m Entire

Section	Overall	1200m	1000m	800m	600m	400m	200m						
Section Times	1:23.45 [8] (0:12.43)	1:11.02 [1] (0:11.07)	0:59.95 [1] (0:11.41)	0:48.54 [1] (0:11.68)	0:36.86 [1] (0:11.34)	0:25.52 [1] (0:12.06)	0:13.46 [3] (0:13.46)						
Average Speed [km/h]	57.7	64.9	62.9	62.1	63.6	59.7	53.9						
Top Speed [km/h]	66.4	66.7	63.7	63.0	64.0	61.4	56.7						
Avg. Dist. to Rail [m]	1.2	1.9	0.8	0.9	1.1	1.5	2.7						
Avg. Stride Freq. [Hz]	2.4	2.3	2.3	2.3	2.3	2.2	2.1						
Avg. Stride Length [m]	6.8	7.7	7.6	7.4	7.6	7.4	6.9						





Horse/Jockey Name	Making History
Final Rank	9
Fastest Section Time (Section)	0:11.17 (1200m)
Top Speed [km/h] (Section)	66.8 (Overall)
Race State	Finished

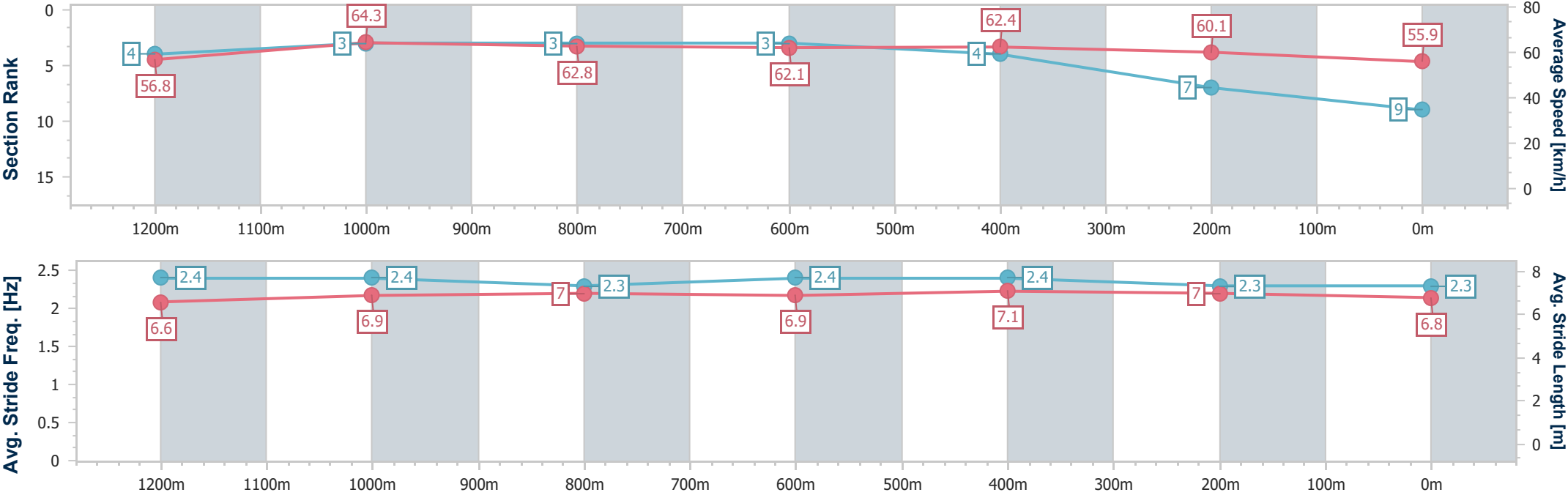


RockhamptonProfessional  
Race 9: THOMOS BETTA HOME LIVING BENCHMARK 62  
Handicap - 1400m  
08 January 2026 - 17:37



Track Rating: Soft 5, Weather: Overcast, Rail Position: +0.5m Entire

Section	Overall	1200m	1000m	800m	600m	400m	200m						
Section Times	1:23.49 [9] (0:12.69)	1:10.80 [4] (0:11.17)	0:59.63 [3] (0:11.43)	0:48.20 [3] (0:11.70)	0:36.50 [3] (0:11.55)	0:24.95 [4] (0:11.99)	0:12.96 [7] (0:12.96)						
Average Speed [km/h]	56.8	64.3	62.8	62.1	62.4	60.1	55.9						
Top Speed [km/h]	66.8	66.1	63.7	63.0	62.8	61.9	58.7						
Avg. Dist. to Rail [m]	2.5	0.5	0.5	1.1	3.1	3.0	4.1						
Avg. Stride Freq. [Hz]	2.4	2.4	2.3	2.4	2.4	2.3	2.3						
Avg. Stride Length [m]	6.6	6.9	7.0	6.9	7.1	7.0	6.8						





Horse/Jockey Name	Lady Townson
Final Rank	10
Fastest Section Time (Section)	0:11.17 (1200m)
Top Speed [km/h] (Section)	65.2 (1200m)
Race State	Finished

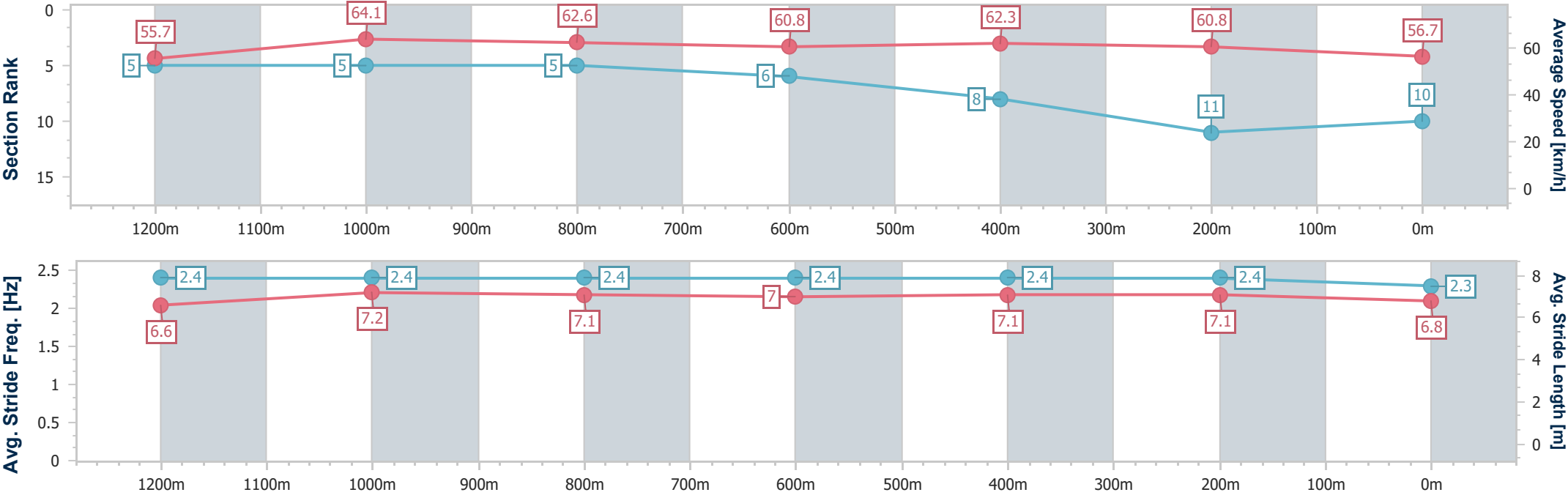


RockhamptonProfessional  
Race 9: THOMOS BETTA HOME LIVING BENCHMARK 62  
Handicap - 1400m  
08 January 2026 - 17:37



Track Rating: Soft 5, Weather: Overcast, Rail Position: +0.5m Entire

Section	Overall	1200m	1000m	800m	600m	400m	200m						
Section Times	1:23.72 [10] (0:12.96)	1:10.76 [5] (0:11.17)	0:59.59 [5] (0:11.45)	0:48.14 [5] (0:11.91)	0:36.23 [6] (0:11.56)	0:24.67 [8] (0:11.84)	0:12.83 [11] (0:12.83)						
Average Speed [km/h]	55.7	64.1	62.6	60.8	62.3	60.8	56.7						
Top Speed [km/h]	64.9	65.2	64.3	61.9	64.3	64.8	58.5						
Avg. Dist. to Rail [m]	1.5	1.9	0.9	0.7	1.8	3.1	4.6						
Avg. Stride Freq. [Hz]	2.4	2.4	2.4	2.4	2.4	2.4	2.3						
Avg. Stride Length [m]	6.6	7.2	7.1	7.0	7.1	7.1	6.8						





Horse/Jockey Name	Saddles
Final Rank	11
Fastest Section Time (Section)	0:11.27 (1200m)
Top Speed [km/h] (Section)	66.1 (1200m)
Race State	Finished

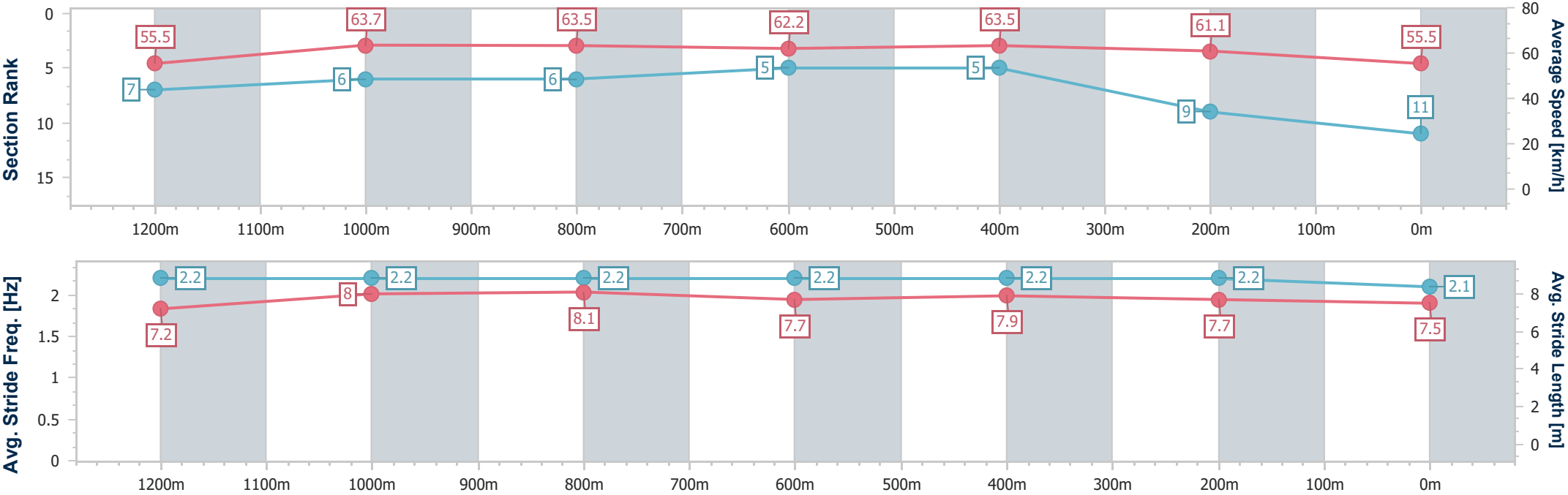


RockhamptonProfessional  
Race 9: THOMOS BETTA HOME LIVING BENCHMARK 62  
Handicap - 1400m  
08 January 2026 - 17:37



Track Rating: Soft 5, Weather: Overcast, Rail Position: +0.5m Entire

Section	Overall	1200m	1000m	800m	600m	400m	200m						
Section Times	1:23.78 [11] (0:13.00)	1:10.78 [7] (0:11.27)	0:59.51 [6] (0:11.38)	0:48.13 [6] (0:11.83)	0:36.30 [5] (0:11.38)	0:24.92 [5] (0:11.78)	0:13.14 [9] (0:13.14)						
Average Speed [km/h]	55.5	63.7	63.5	62.2	63.5	61.1	55.5						
Top Speed [km/h]	64.8	66.1	64.2	64.1	64.0	63.3	58.2						
Avg. Dist. to Rail [m]	4.0	1.1	0.8	2.7	5.5	6.7	6.2						
Avg. Stride Freq. [Hz]	2.2	2.2	2.2	2.2	2.2	2.2	2.1						
Avg. Stride Length [m]	7.2	8.0	8.1	7.7	7.9	7.7	7.5						





Horse/Jockey Name	Ain't Nobody
Final Rank	12
Fastest Section Time (Section)	0:11.36 (1200m)
Top Speed [km/h] (Section)	64.3 (Overall)
Race State	Finished

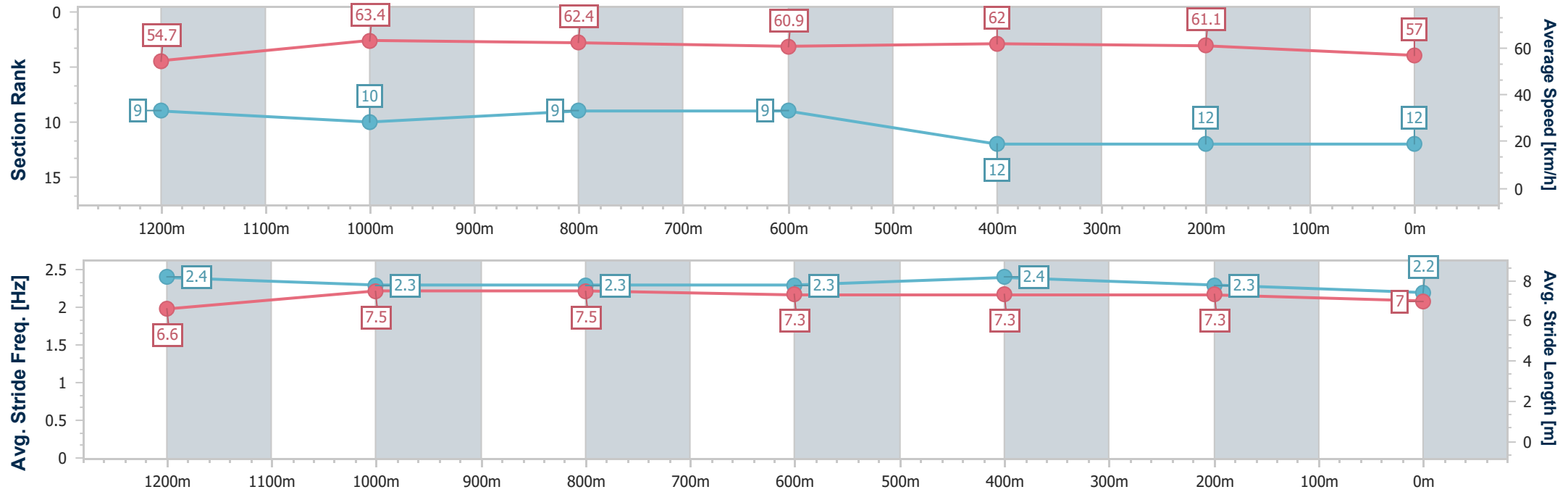


RockhamptonProfessional  
Race 9: THOMOS BETTA HOME LIVING BENCHMARK 62  
Handicap - 1400m  
08 January 2026 - 17:37



Track Rating: Soft 5, Weather: Overcast, Rail Position: +0.5m Entire

Section	Overall	1200m	1000m	800m	600m	400m	200m						
Section Times	1:23.83 [12] (0:13.16)	1:10.67 [9] (0:11.36)	0:59.31 [10] (0:11.43)	0:47.88 [9] (0:11.74)	0:36.14 [9] (0:11.63)	0:24.51 [12] (0:11.79)	0:12.72 [12] (0:12.72)						
Average Speed [km/h]	54.7	63.4	62.4	60.9	62.0	61.1	57.0						
Top Speed [km/h]	64.3	64.1	63.1	62.0	63.1	62.8	60.0						
Avg. Dist. to Rail [m]	1.7	1.1	1.2	1.0	2.1	2.7	3.4						
Avg. Stride Freq. [Hz]	2.4	2.3	2.3	2.3	2.4	2.3	2.2						
Avg. Stride Length [m]	6.6	7.5	7.5	7.3	7.3	7.3	7.0						



- [ ] Ranking at each section and finish
- .-.- No data available at this section
- NA No data available



Horse/Jockey Name	Leica Bitu Fun
Final Rank	13
Fastest Section Time (Section)	0:11.36 (600m)
Top Speed [km/h] (Section)	64.1 (600m)
Race State	Finished

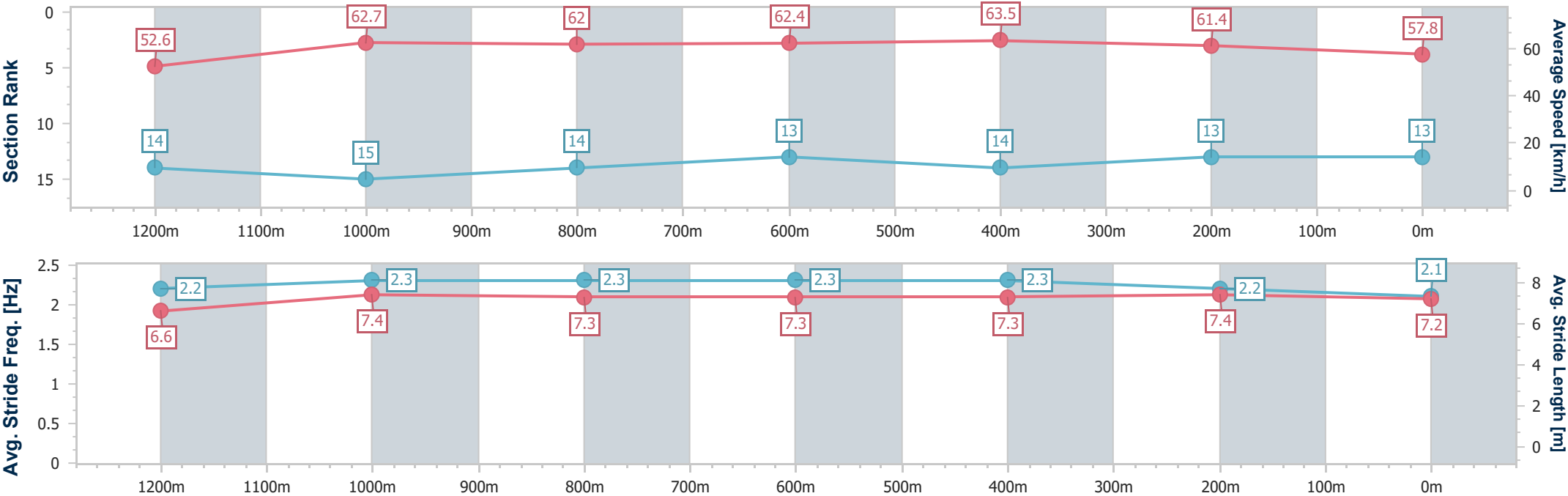


RockhamptonProfessional  
Race 9: THOMOS BETTA HOME LIVING BENCHMARK 62  
Handicap - 1400m  
08 January 2026 - 17:37



Track Rating: Soft 5, Weather: Overcast, Rail Position: +0.5m Entire

Section	Overall	1200m	1000m	800m	600m	400m	200m						
Section Times	1:23.90 [13] (0:13.74)	1:10.16 [14] (0:11.48)	0:58.68 [15] (0:11.39)	0:47.29 [14] (0:11.63)	0:35.66 [13] (0:11.36)	0:24.30 [14] (0:11.70)	0:12.60 [13] (0:12.60)						
Average Speed [km/h]	52.6	62.7	62.0	62.4	63.5	61.4	57.8						
Top Speed [km/h]	61.8	63.7	63.3	63.2	64.1	63.1	60.1						
Avg. Dist. to Rail [m]	4.5	2.0	2.8	1.9	6.4	8.1	9.1						
Avg. Stride Freq. [Hz]	2.2	2.3	2.3	2.3	2.3	2.2	2.1						
Avg. Stride Length [m]	6.6	7.4	7.3	7.3	7.3	7.4	7.2						





Horse/Jockey Name	The Prophecy
Final Rank	14
Fastest Section Time (Section)	0:11.39 (1200m)
Top Speed [km/h] (Section)	64.7 (1000m)
Race State	Finished

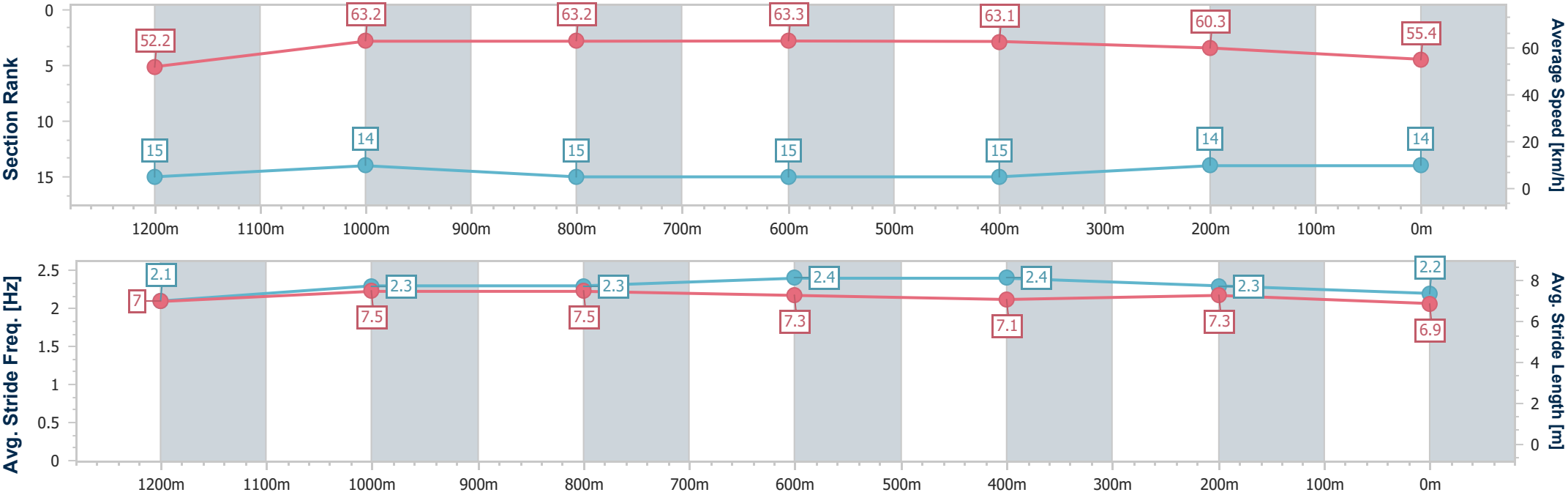


RockhamptonProfessional  
Race 9: THOMOS BETTA HOME LIVING BENCHMARK 62  
Handicap - 1400m  
08 January 2026 - 17:37



Track Rating: Soft 5, Weather: Overcast, Rail Position: +0.5m Entire

Section	Overall	1200m	1000m	800m	600m	400m	200m						
Section Times	1:24.80 [14] (0:13.81)	1:10.99 [15] (0:11.39)	0:59.60 [14] (0:11.43)	0:48.17 [15] (0:11.69)	0:36.48 [15] (0:11.42)	0:25.06 [15] (0:11.94)	0:13.12 [14] (0:13.12)						
Average Speed [km/h]	52.2	63.2	63.2	63.3	63.1	60.3	55.4						
Top Speed [km/h]	64.1	64.1	64.7	63.8	64.1	62.4	58.4						
Avg. Dist. to Rail [m]	0.5	1.1	0.8	3.0	7.2	9.1	8.4						
Avg. Stride Freq. [Hz]	2.1	2.3	2.3	2.4	2.4	2.3	2.2						
Avg. Stride Length [m]	7.0	7.5	7.5	7.3	7.1	7.3	6.9						





Horse/Jockey Name	Soften It Up
Final Rank	-
Fastest Section Time (Section)	0:11.34 (1200m)
Top Speed [km/h] (Section)	65.5 (Overall)
Race State	DidNotFinish



RockhamptonProfessional  
Race 9: THOMOS BETTA HOME LIVING BENCHMARK 62  
Handicap - 1400m  
08 January 2026 - 17:37  
Track Rating: Soft 5, Weather: Overcast, Rail Position: +0.5m Entire



Section	Overall	1200m	1000m	800m	600m	400m	200m						
Section Times	0:00.00 [-] (0:12.98)	0:00.00 [6] (0:11.34)	0:00.00 [7] (0:11.37)	0:00.00 [7] (0:11.90)	0:00.00 [7] (0:11.55)	0:00.00 [11] (0:14.14)	-:--:--						
Average Speed [km/h]	55.5	63.2	62.9	61.4	61.9	51.3	--:--						
Top Speed [km/h]	65.5	64.9	64.5	62.6	64.8	64.6	--:--						
Avg. Dist. to Rail [m]	1.8	1.7	1.7	1.8	4.4	5.9	--:--						
Avg. Stride Freq. [Hz]	2.3	2.3	2.3	2.3	2.3	2.2	--:--						
Avg. Stride Length [m]	6.9	7.5	7.4	7.4	7.4	6.3	--:--						

