



GattonProfessional

Race 1: HAPPY NEW YEAR TO ALL Maiden Plate - 1100m

09 January 2026 - 11:50



LOCKYER VALLEY
TURF CLUB

Track Rating: Good 4, Weather: Fine, Rail Position: True

Section		Overall				1000m	800m	600m	400m	200m	Last 600m		
Field Times		1:04.22				0:56.46	0:45.59	0:34.64	0:23.07	0:11.64	0:34.64		
		(0:07.76)				(0:10.87)	(0:10.95)	(0:11.57)	(0:11.43)	(0:11.64)			
Rank	TAB	Horse/Jockey	Barrier	Top Speed [km/h]	Fastest Section							Margin	Distance Travelled [m]
1	7	EXCELBOOM	2	67.7	0:07.81	1:04.22 [1]	0:56.41 [4]	0:45.55 [2]	0:34.62 [2]	0:23.04 [2]	0:11.64 [1]	1:04.22	0:34.62
		Emily Lang		1000m	Overall	(0:07.81)	(0:10.86)	(0:10.93)	(0:11.58)	(0:11.40)	(0:11.64)		
1	3	SOLAR SURFER	9	67.7	0:07.80	1:04.22 [1]	0:56.42 [2]	0:45.51 [3]	0:34.49 [3]	0:22.98 [3]	0:11.56 [2]	1:04.22	0:34.49 +4
		Damien Boche		1000m	Overall	(0:07.80)	(0:10.91)	(0:11.02)	(0:11.51)	(0:11.42)	(0:11.56)		
3	4	SOUTHAMPTON NICCO	1	68.0	0:07.76	1:04.92 [3]	0:57.16 [1]	0:46.29 [1]	0:35.34 [1]	0:23.77 [1]	0:12.14 [3]	4.14L	0:35.34 +1
		Bailie Baker		1000m	Overall	(0:07.76)	(0:10.87)	(0:10.95)	(0:11.57)	(0:11.63)	(0:12.14)		
4	2	FRENCH LINER	7	67.4	0:07.80	1:05.17 [4]	0:57.37 [3]	0:46.20 [5]	0:35.18 [4]	0:23.68 [4]	0:11.95 [4]	5.59L	0:35.18 +1
		Georgina Cartwright		800m	Overall	(0:07.80)	(0:11.17)	(0:11.02)	(0:11.50)	(0:11.73)	(0:11.95)		
5	18	GLOBAL CURRENCY	5	66.2	0:08.10	1:05.21 [5]	0:57.11 [8]	0:45.92 [9]	0:34.59 [9]	0:23.03 [9]	0:11.77 [6]	5.8L	0:34.59 +1
		Wayne O'Connell		1000m	Overall	(0:08.10)	(0:11.19)	(0:11.33)	(0:11.56)	(0:11.26)	(0:11.77)		
6	13	RADIO WAVES	3	67.4	0:08.20	1:05.35 [6]	0:57.15 [10]	0:46.11 [8]	0:35.04 [7]	0:23.45 [6]	0:11.95 [5]	6.66L	0:35.04 -1
		Justin Huxtable		600m	Overall	(0:08.20)	(0:11.04)	(0:11.07)	(0:11.59)	(0:11.50)	(0:11.95)		
7	12	PEARL OF SICILY	6	66.6	0:07.82	1:05.38 [7]	0:57.56 [5]	0:46.26 [7]	0:35.09 [6]	0:23.28 [7]	0:11.87 [7]	6.8L	0:35.09 +10
		Les Tilley		600m	Overall	(0:07.82)	(0:11.30)	(0:11.17)	(0:11.81)	(0:11.41)	(0:11.87)		
8	15	PRINCE PHOENIX	14	65.7	0:08.14	1:05.51 [8]	0:57.37 [9]	0:45.99 [10]	0:34.71 [11]	0:23.23 [10]	0:11.67 [9]	7.56L	0:34.71 +5
		Shakira Bailey		1000m	Overall	(0:08.14)	(0:11.38)	(0:11.28)	(0:11.48)	(0:11.56)	(0:11.67)		
9	6	BAD SANTA	13	66.4	0:08.29	1:06.21 [9]	0:57.92 [11]	0:46.61 [11]	0:35.44 [10]	0:23.85 [11]	0:12.12 [11]	11.68L	0:35.44 +0
		Reece O'Connell		800m	Overall	(0:08.29)	(0:11.31)	(0:11.17)	(0:11.59)	(0:11.73)	(0:12.12)		
10	19	HANAA BOY	11	66.9	0:07.92	1:06.23 [10]	0:58.31 [6]	0:47.15 [6]	0:35.82 [8]	0:24.06 [8]	0:12.37 [10]	11.82L	0:35.82 -1
		Montanna Savva		1000m	Overall	(0:07.92)	(0:11.16)	(0:11.33)	(0:11.76)	(0:11.69)	(0:12.37)		

Did Not Finish: Kiss Of Life (#10)

Scratched: Conquer Dat (#1), Inquicktime (#20), Zemoreya (#8), Ibegood (#9), Lukey Blue (#11), Enchaanted (#14), Silver Streak (#16), Kamigamo (#17)



GattonProfessional

Race 1: HAPPY NEW YEAR TO ALL Maiden Plate - 1100m

09 January 2026 - 11:50



LOCKYER VALLEY
· TURF CLUB ·

Track Rating: Good 4, Weather: Fine, Rail Position: True

Section						Overall	1000m	800m	600m	400m	200m	Last 600m		
Field Times						1:04.22 (0:07.76)	0:56.46 (0:10.87)	0:45.59 (0:10.95)	0:34.64 (0:11.57)	0:23.07 (0:11.43)	0:11.64 (0:11.64)	0:34.64		
Rank	TAB	Horse/Jockey	Barrier	Top Speed [km/h]	Fastest Section							Margin	Distance Travelled [m]	
11	5	APOLLO MOON	4	67.7	0:08.02	1:06.52 [11]	0:58.50 [7]	0:47.55 [4]	0:36.49 [5]	0:24.83 [5]	0:12.85 [8]	13.51L	0:36.49	+7
		Gary Geran		1000m	Overall	(0:08.02)	(0:10.95)	(0:11.06)	(0:11.66)	(0:11.98)	(0:12.85)			

Did Not Finish: Kiss Of Life (#10)

Scratched: Conquer Dat (#1), Inquiktime (#20), Zemoreya (#8), Ibegood (#9), Lukey Blue (#11), Enchaanted (#14), Silver Streak (#16), Kamigamo (#17)



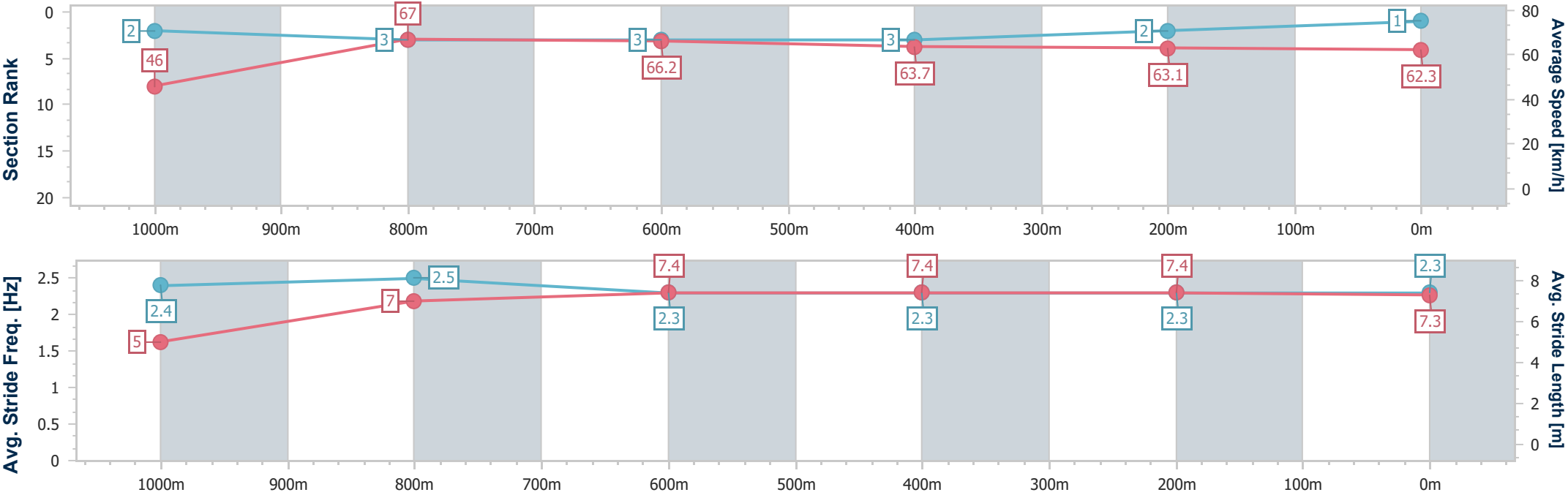
Horse/Jockey Name	Solar Surfer
Final Rank	1
Fastest Section Time (Section)	0:07.80 (Overall)
Top Speed [km/h] (Section)	67.7 (1000m)
Race State	Finished



GattonProfessional
Race 1: HAPPY NEW YEAR TO ALL Maiden Plate - 1100m
09 January 2026 - 11:50
Track Rating: Good 4, Weather: Fine, Rail Position: True



Section	Overall	1000m	800m	600m	400m	200m								
Section Times	1:04.22 [1] (0:07.80)	0:56.42 [2] (0:10.91)	0:45.51 [3] (0:11.02)	0:34.49 [3] (0:11.51)	0:22.98 [3] (0:11.42)	0:11.56 [2] (0:11.56)								
Average Speed [km/h]	46.0	67.0	66.2	63.7	63.1	62.3								
Top Speed [km/h]	64.4	67.7	67.4	65.1	63.8	63.8								
Avg. Dist. to Rail [m]	7.6	4.5	4.1	3.1	1.8	3.4								
Avg. Stride Freq. [Hz]	2.4	2.5	2.3	2.3	2.3	2.3								
Avg. Stride Length [m]	5.0	7.0	7.4	7.4	7.4	7.3								





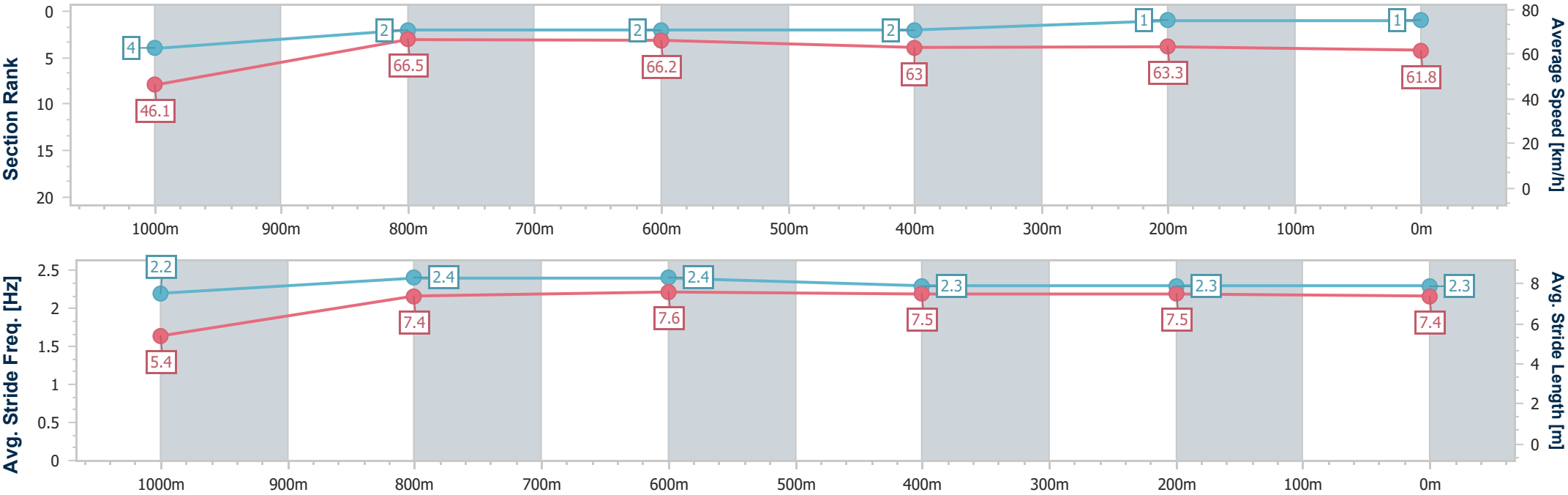
Horse/Jockey Name	Excelboom
Final Rank	1
Fastest Section Time (Section)	0:07.81 (Overall)
Top Speed [km/h] (Section)	67.7 (1000m)
Race State	Finished



GattonProfessional
Race 1: HAPPY NEW YEAR TO ALL Maiden Plate - 1100m
09 January 2026 - 11:50
Track Rating: Good 4, Weather: Fine, Rail Position: True



Section	Overall	1000m	800m	600m	400m	200m								
Section Times	1:04.22 [1] (0:07.81)	0:56.41 [4] (0:10.86)	0:45.55 [2] (0:10.93)	0:34.62 [2] (0:11.58)	0:23.04 [2] (0:11.40)	0:11.64 [1] (0:11.64)								
Average Speed [km/h]	46.1	66.5	66.2	63.0	63.3	61.8								
Top Speed [km/h]	63.8	67.7	67.7	65.5	64.1	63.7								
Avg. Dist. to Rail [m]	2.8	1.5	1.5	2.2	1.9	3.1								
Avg. Stride Freq. [Hz]	2.2	2.4	2.4	2.3	2.3	2.3								
Avg. Stride Length [m]	5.4	7.4	7.6	7.5	7.5	7.4								





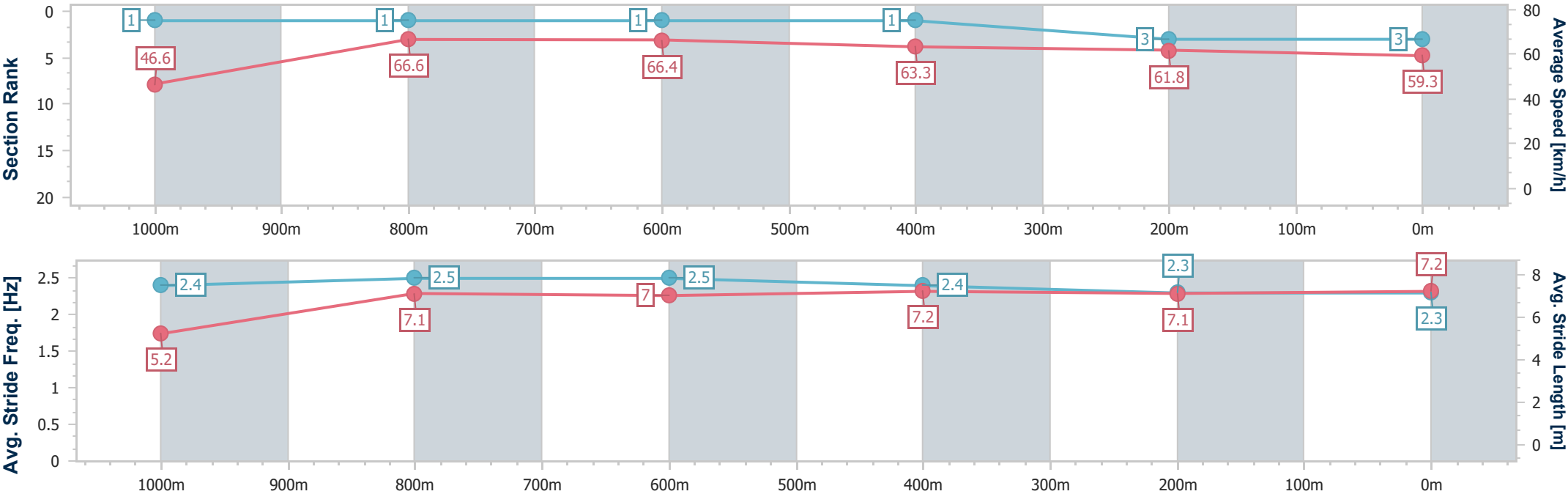
Horse/Jockey Name	Southampton Nicco
Final Rank	3
Fastest Section Time (Section)	0:07.76 (Overall)
Top Speed [km/h] (Section)	68.0 (1000m)
Race State	Finished



GattonProfessional
Race 1: HAPPY NEW YEAR TO ALL Maiden Plate - 1100m
09 January 2026 - 11:50
Track Rating: Good 4, Weather: Fine, Rail Position: True



Section	Overall	1000m	800m	600m	400m	200m								
Section Times	1:04.92 [3] (0:07.76)	0:57.16 [1] (0:10.87)	0:46.29 [1] (0:10.95)	0:35.34 [1] (0:11.57)	0:23.77 [1] (0:11.63)	0:12.14 [3] (0:12.14)								
Average Speed [km/h]	46.6	66.6	66.4	63.3	61.8	59.3								
Top Speed [km/h]	65.1	68.0	67.9	65.3	63.2	61.3								
Avg. Dist. to Rail [m]	1.9	1.9	3.0	2.6	1.1	1.1								
Avg. Stride Freq. [Hz]	2.4	2.5	2.5	2.4	2.3	2.3								
Avg. Stride Length [m]	5.2	7.1	7.0	7.2	7.1	7.2								





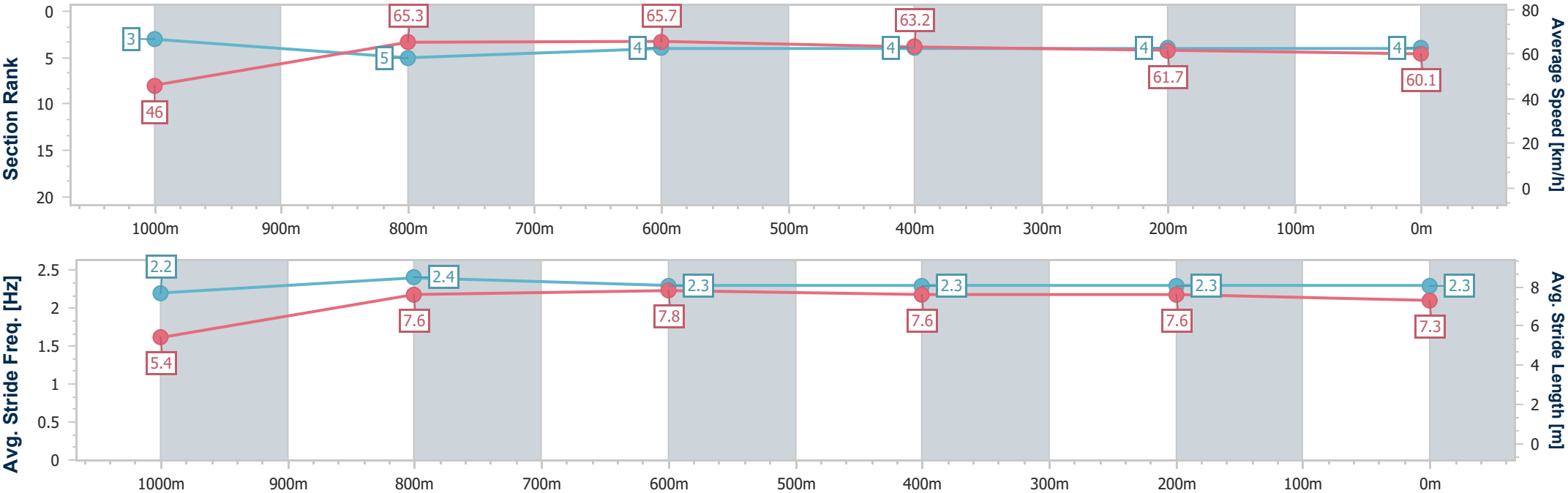
Horse/Jockey Name	French Liner
Final Rank	4
Fastest Section Time (Section)	0:07.80 (Overall)
Top Speed [km/h] (Section)	67.4 (800m)
Race State	Finished



GattonProfessional
Race 1: HAPPY NEW YEAR TO ALL Maiden Plate - 1100m
09 January 2026 - 11:50
Track Rating: Good 4, Weather: Fine, Rail Position: True



Section	Overall	1000m	800m	600m	400m	200m							
Section Times	1:05.17 [4] (0:07.80)	0:57.37 [3] (0:11.17)	0:46.20 [5] (0:11.02)	0:35.18 [4] (0:11.50)	0:23.68 [4] (0:11.73)	0:11.95 [4] (0:11.95)							
Average Speed [km/h]	46.0	65.3	65.7	63.2	61.7	60.1							
Top Speed [km/h]	64.1	66.4	67.4	66.4	63.2	61.5							
Avg. Dist. to Rail [m]	6.5	3.8	2.5	1.7	2.3	3.2							
Avg. Stride Freq. [Hz]	2.2	2.4	2.3	2.3	2.3	2.3							
Avg. Stride Length [m]	5.4	7.6	7.8	7.6	7.6	7.3							



[] Ranking at each section and finish
-.-.- No data available at this section
NA No data available



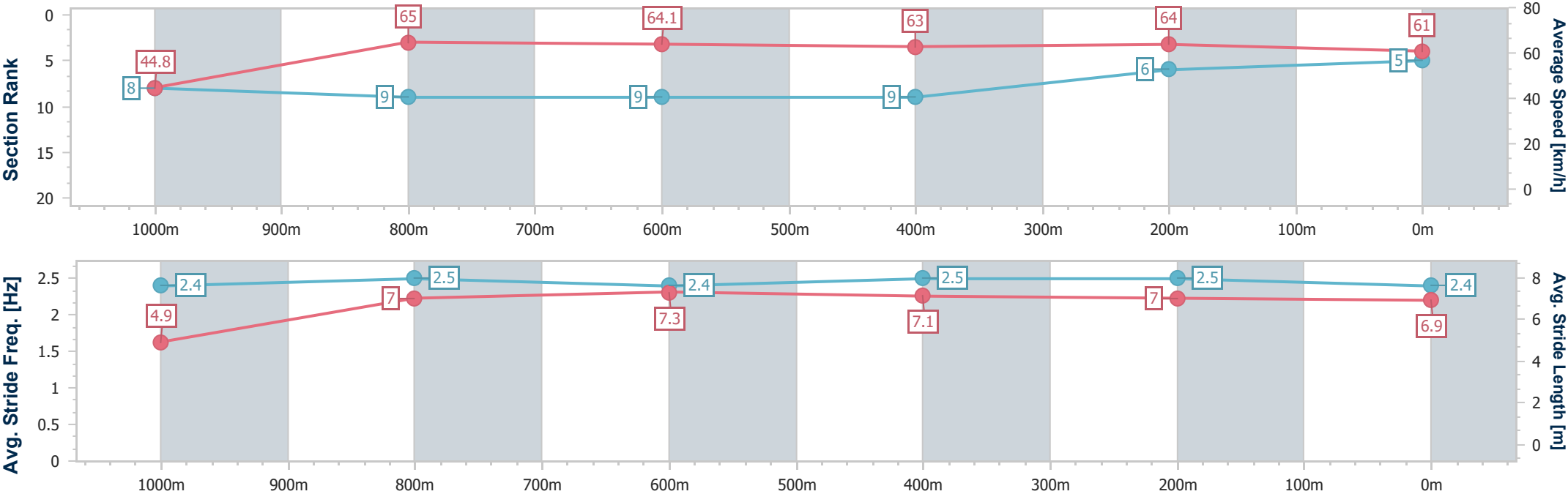
Horse/Jockey Name	Global Currency
Final Rank	5
Fastest Section Time (Section)	0:08.10 (Overall)
Top Speed [km/h] (Section)	66.2 (1000m)
Race State	Finished



GattonProfessional
Race 1: HAPPY NEW YEAR TO ALL Maiden Plate - 1100m
09 January 2026 - 11:50
Track Rating: Good 4, Weather: Fine, Rail Position: True



Section	Overall	1000m	800m	600m	400m	200m							
Section Times	1:05.21 [5] (0:08.10)	0:57.11 [8] (0:11.19)	0:45.92 [9] (0:11.33)	0:34.59 [9] (0:11.56)	0:23.03 [9] (0:11.26)	0:11.77 [6] (0:11.77)							
Average Speed [km/h]	44.8	65.0	64.1	63.0	64.0	61.0							
Top Speed [km/h]	63.3	66.2	65.1	63.7	65.3	63.3							
Avg. Dist. to Rail [m]	5.0	3.1	3.9	2.4	0.8	2.7							
Avg. Stride Freq. [Hz]	2.4	2.5	2.4	2.5	2.5	2.4							
Avg. Stride Length [m]	4.9	7.0	7.3	7.1	7.0	6.9							





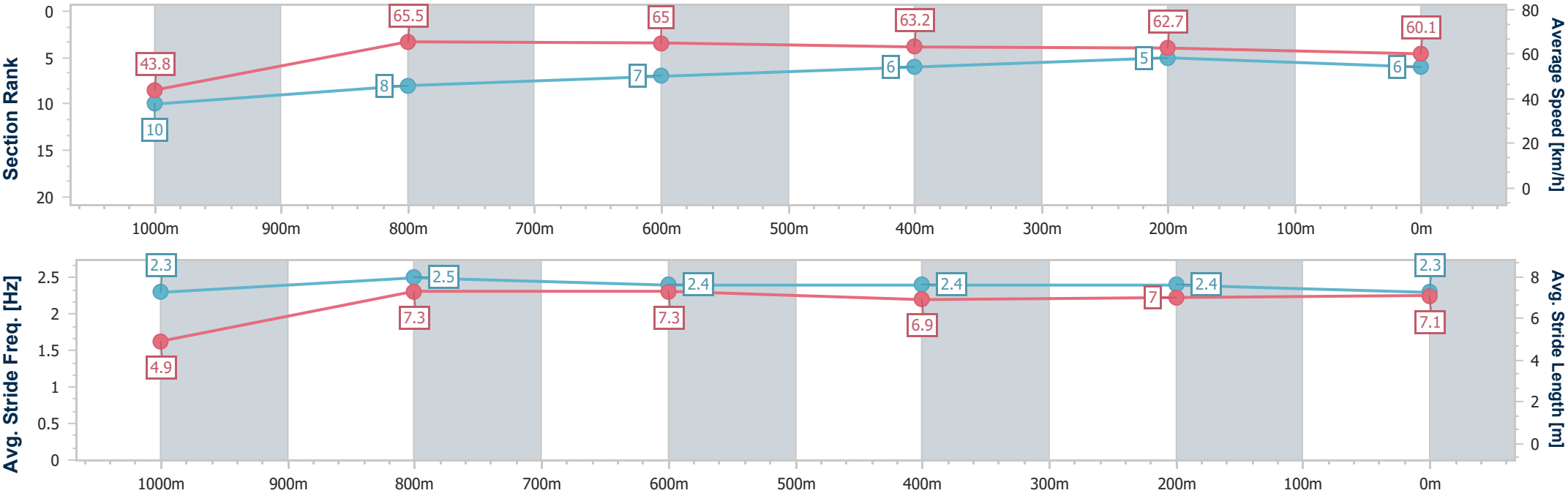
Horse/Jockey Name	Radio Waves
Final Rank	6
Fastest Section Time (Section)	0:08.20 (Overall)
Top Speed [km/h] (Section)	67.4 (600m)
Race State	Finished



GattonProfessional
Race 1: HAPPY NEW YEAR TO ALL Maiden Plate - 1100m
09 January 2026 - 11:50
Track Rating: Good 4, Weather: Fine, Rail Position: True



Section	Overall	1000m	800m	600m	400m	200m								
Section Times	1:05.35 [6] (0:08.20)	0:57.15 [10] (0:11.04)	0:46.11 [8] (0:11.07)	0:35.04 [7] (0:11.59)	0:23.45 [6] (0:11.50)	0:11.95 [5] (0:11.95)								
Average Speed [km/h]	43.8	65.5	65.0	63.2	62.7	60.1								
Top Speed [km/h]	63.5	67.0	66.6	67.4	64.1	61.7								
Avg. Dist. to Rail [m]	2.5	0.8	0.8	2.3	2.1	2.7								
Avg. Stride Freq. [Hz]	2.3	2.5	2.4	2.4	2.4	2.3								
Avg. Stride Length [m]	4.9	7.3	7.3	6.9	7.0	7.1								





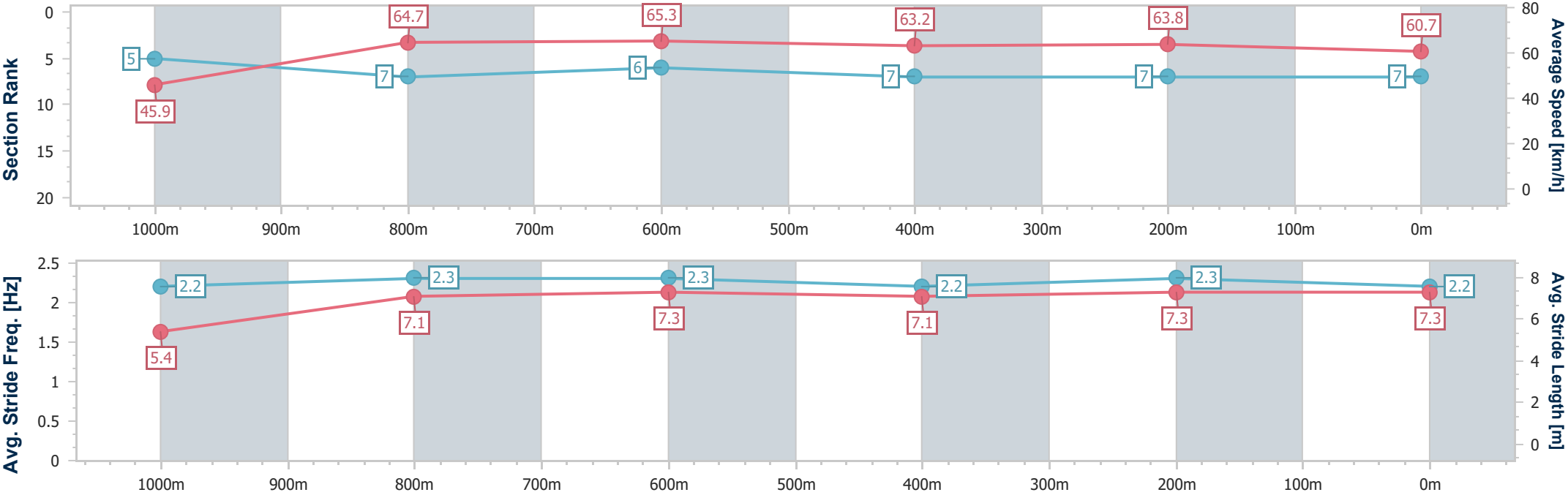
Horse/Jockey Name	Pearl Of Sicily
Final Rank	7
Fastest Section Time (Section)	0:07.82 (Overall)
Top Speed [km/h] (Section)	66.6 (600m)
Race State	Finished



GattonProfessional
Race 1: HAPPY NEW YEAR TO ALL Maiden Plate - 1100m
09 January 2026 - 11:50
Track Rating: Good 4, Weather: Fine, Rail Position: True



Section	Overall	1000m	800m	600m	400m	200m								
Section Times	1:05.38 [7] (0:07.82)	0:57.56 [5] (0:11.30)	0:46.26 [7] (0:11.17)	0:35.09 [6] (0:11.81)	0:23.28 [7] (0:11.41)	0:11.87 [7] (0:11.87)								
Average Speed [km/h]	45.9	64.7	65.3	63.2	63.8	60.7								
Top Speed [km/h]	61.7	66.2	66.6	66.6	65.4	62.5								
Avg. Dist. to Rail [m]	5.8	3.9	4.7	6.5	6.3	9.0								
Avg. Stride Freq. [Hz]	2.2	2.3	2.3	2.2	2.3	2.2								
Avg. Stride Length [m]	5.4	7.1	7.3	7.1	7.3	7.3								





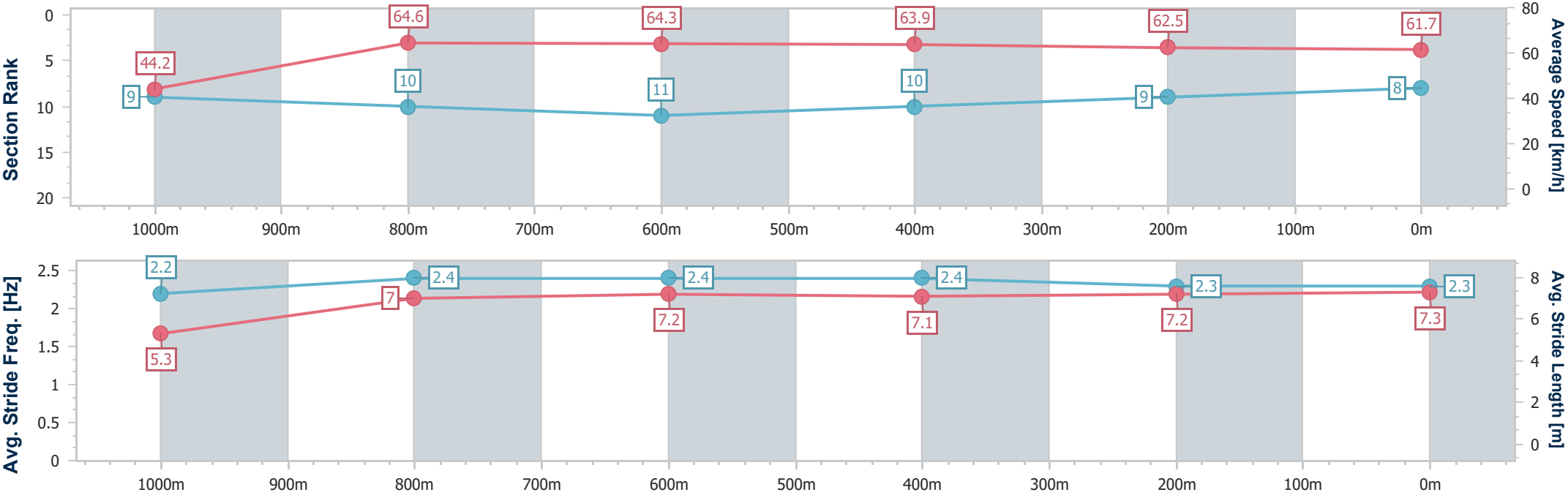
Horse/Jockey Name	Prince Phoenix
Final Rank	8
Fastest Section Time (Section)	0:08.14 (Overall)
Top Speed [km/h] (Section)	65.7 (1000m)
Race State	Finished



GattonProfessional
Race 1: HAPPY NEW YEAR TO ALL Maiden Plate - 1100m
09 January 2026 - 11:50
Track Rating: Good 4, Weather: Fine, Rail Position: True



Section	Overall	1000m	800m	600m	400m	200m							
Section Times	1:05.51 [8] (0:08.14)	0:57.37 [9] (0:11.38)	0:45.99 [10] (0:11.28)	0:34.71 [11] (0:11.48)	0:23.23 [10] (0:11.56)	0:11.67 [9] (0:11.67)							
Average Speed [km/h]	44.2	64.6	64.3	63.9	62.5	61.7							
Top Speed [km/h]	62.5	65.7	65.2	65.4	63.7	62.5							
Avg. Dist. to Rail [m]	9.5	4.8	3.6	3.3	3.0	3.5							
Avg. Stride Freq. [Hz]	2.2	2.4	2.4	2.4	2.3	2.3							
Avg. Stride Length [m]	5.3	7.0	7.2	7.1	7.2	7.3							





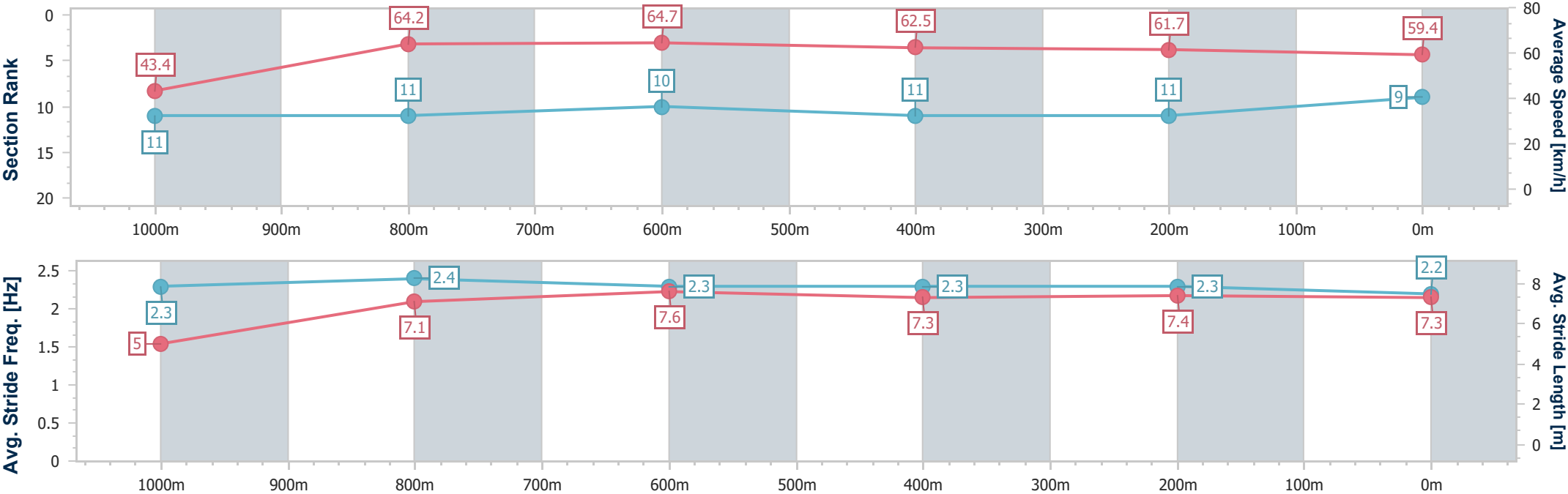
Horse/Jockey Name	Bad Santa
Final Rank	9
Fastest Section Time (Section)	0:08.29 (Overall)
Top Speed [km/h] (Section)	66.4 (800m)
Race State	Finished



GattonProfessional
Race 1: HAPPY NEW YEAR TO ALL Maiden Plate - 1100m
09 January 2026 - 11:50
Track Rating: Good 4, Weather: Fine, Rail Position: True



Section	Overall	1000m	800m	600m	400m	200m							
Section Times	1:06.21 [9] (0:08.29)	0:57.92 [11] (0:11.31)	0:46.61 [11] (0:11.17)	0:35.44 [10] (0:11.59)	0:23.85 [11] (0:11.73)	0:12.12 [11] (0:12.12)							
Average Speed [km/h]	43.4	64.2	64.7	62.5	61.7	59.4							
Top Speed [km/h]	61.8	66.1	66.4	64.6	62.6	60.2							
Avg. Dist. to Rail [m]	8.0	2.1	1.8	1.5	1.9	3.3							
Avg. Stride Freq. [Hz]	2.3	2.4	2.3	2.3	2.3	2.2							
Avg. Stride Length [m]	5.0	7.1	7.6	7.3	7.4	7.3							





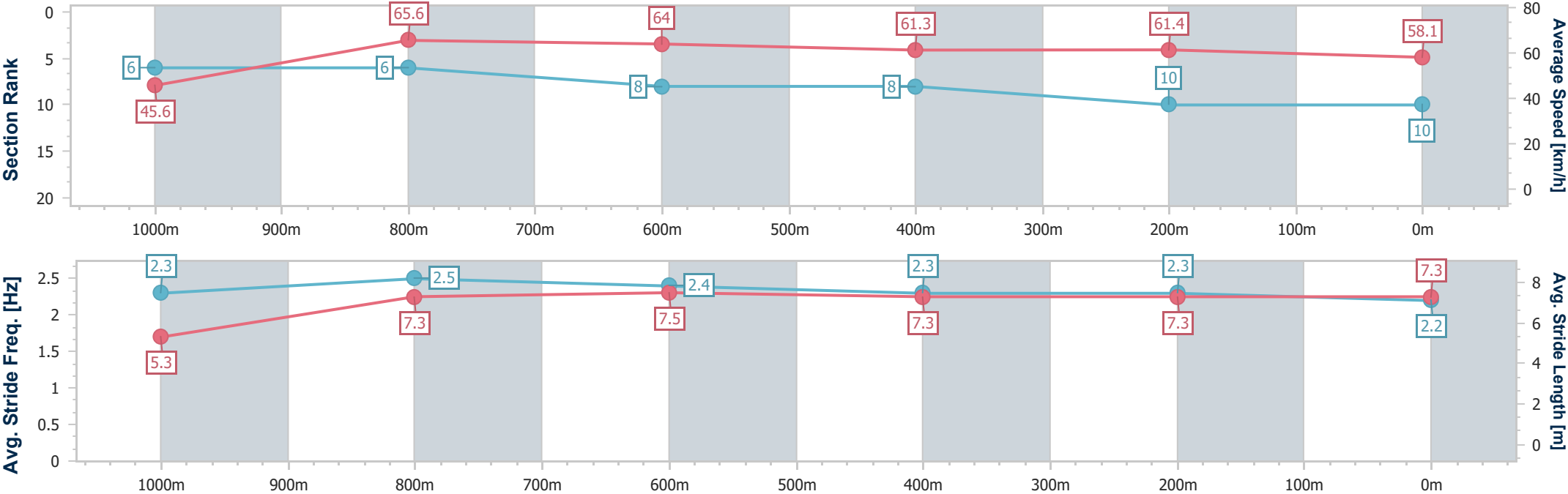
Horse/Jockey Name	Hanaa Boy
Final Rank	10
Fastest Section Time (Section)	0:07.92 (Overall)
Top Speed [km/h] (Section)	66.9 (1000m)
Race State	Finished



GattonProfessional
Race 1: HAPPY NEW YEAR TO ALL Maiden Plate - 1100m
09 January 2026 - 11:50
Track Rating: Good 4, Weather: Fine, Rail Position: True



Section	Overall	1000m	800m	600m	400m	200m							
Section Times	1:06.23 [10] (0:07.92)	0:58.31 [6] (0:11.16)	0:47.15 [6] (0:11.33)	0:35.82 [8] (0:11.76)	0:24.06 [8] (0:11.69)	0:12.37 [10] (0:12.37)							
Average Speed [km/h]	45.6	65.6	64.0	61.3	61.4	58.1							
Top Speed [km/h]	62.3	66.9	66.5	63.6	62.7	59.6							
Avg. Dist. to Rail [m]	8.7	5.4	2.7	1.5	1.2	0.4							
Avg. Stride Freq. [Hz]	2.3	2.5	2.4	2.3	2.3	2.2							
Avg. Stride Length [m]	5.3	7.3	7.5	7.3	7.3	7.3							





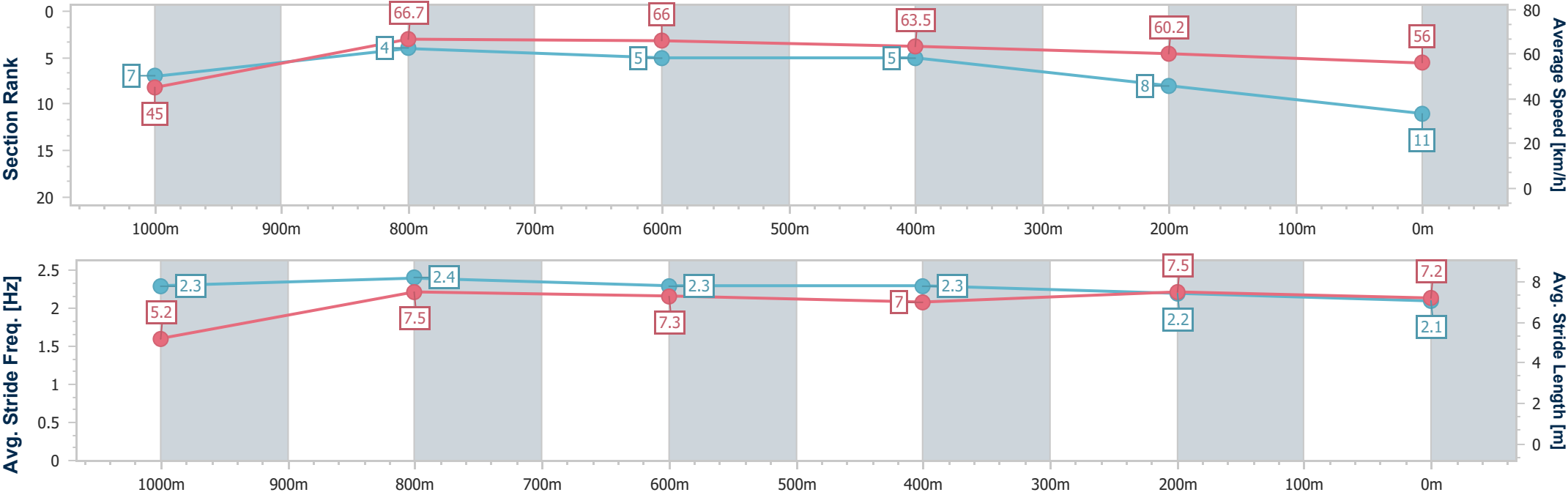
Horse/Jockey Name	Apollo Moon
Final Rank	11
Fastest Section Time (Section)	0:08.02 (Overall)
Top Speed [km/h] (Section)	67.7 (1000m)
Race State	Finished



GattonProfessional
Race 1: HAPPY NEW YEAR TO ALL Maiden Plate - 1100m
09 January 2026 - 11:50
Track Rating: Good 4, Weather: Fine, Rail Position: True



Section	Overall	1000m	800m	600m	400m	200m							
Section Times	1:06.52 [11] (0:08.02)	0:58.50 [7] (0:10.95)	0:47.55 [4] (0:11.06)	0:36.49 [5] (0:11.66)	0:24.83 [5] (0:11.98)	0:12.85 [8] (0:12.85)							
Average Speed [km/h]	45.0	66.7	66.0	63.5	60.2	56.0							
Top Speed [km/h]	63.2	67.7	67.7	66.3	62.2	57.8							
Avg. Dist. to Rail [m]	4.1	3.5	5.5	4.3	1.3	1.6							
Avg. Stride Freq. [Hz]	2.3	2.4	2.3	2.3	2.2	2.1							
Avg. Stride Length [m]	5.2	7.5	7.3	7.0	7.5	7.2							





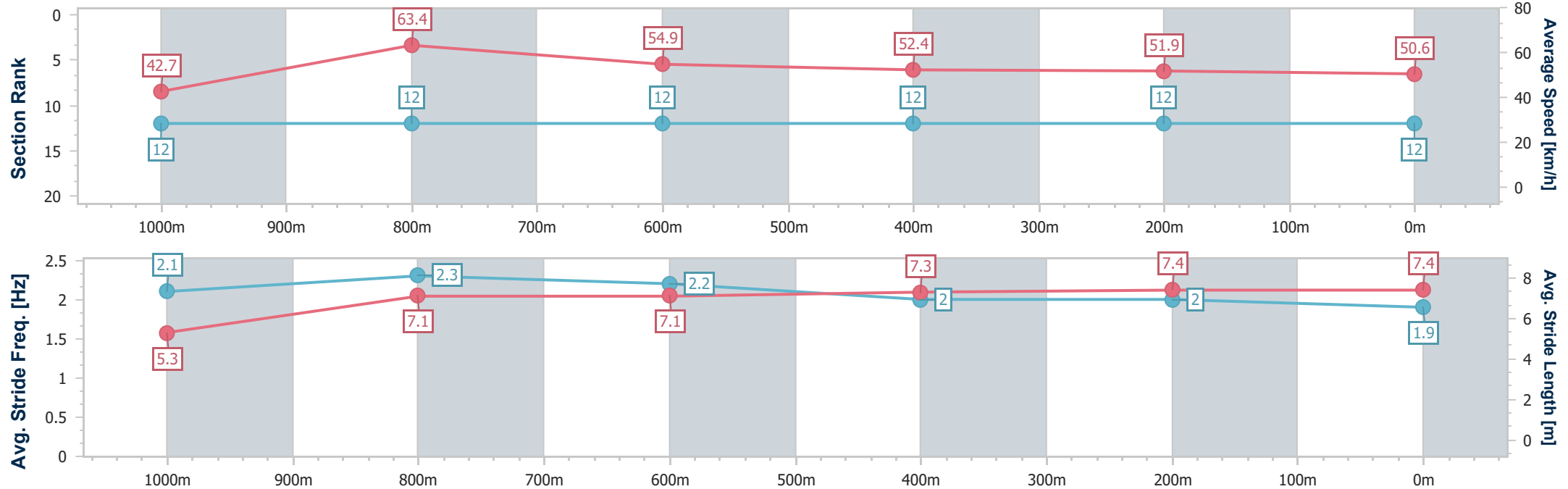
Horse/Jockey Name	Kiss Of Life
Final Rank	-
Fastest Section Time (Section)	0:08.49 (Overall)
Top Speed [km/h] (Section)	65.9 (1000m)
Race State	DidNotFinish



GattonProfessional
Race 1: HAPPY NEW YEAR TO ALL Maiden Plate - 1100m
09 January 2026 - 11:50
Track Rating: Good 4, Weather: Fine, Rail Position: True



Section	Overall	1000m	800m	600m	400m	200m							
Section Times	0:00.00 [12] (0:08.49)	0:00.00 [12] (0:11.45)	0:00.00 [12] (0:13.17)	0:00.00 [12] (0:13.94)	0:00.00 [12] (0:13.98)	0:00.00 [12] (0:14.20)							
Average Speed [km/h]	42.7	63.4	54.9	52.4	51.9	50.6							
Top Speed [km/h]	58.5	65.9	63.7	54.2	52.4	52.4							
Avg. Dist. to Rail [m]	10.4	2.5	2.1	2.2	4.3	5.7							
Avg. Stride Freq. [Hz]	2.1	2.3	2.2	2.0	2.0	1.9							
Avg. Stride Length [m]	5.3	7.1	7.1	7.3	7.4	7.4							



Track Rating: Good 4, Weather: Fine, Rail Position: True

Section		Overall				1200m	1000m	800m	600m	400m	Last 600m	
Field Times		1:24.91				1:11.58	1:00.27	0:48.21	0:35.93	0:23.80	0:35.93	
		(0:13.33)				(0:11.31)	(0:12.06)	(0:12.28)	(0:12.13)	(0:12.00)		
Rank	TAB	Horse/Jockey	Barrier	Top Speed [km/h]	Fastest Section							Distance Travelled [m]
1	8	HEROIC DELANEYS	7	66.6	0:11.37	1:24.91 [1]	1:11.07 [8]	0:59.70 [7]	0:47.56 [8]	0:35.35 [7]	0:23.25 [6]	0:35.35
		Brandon Lerena		1200m	1200m	(0:13.84)	(0:11.37)	(0:12.14)	(0:12.21)	(0:12.10)	(0:11.63)	
2	3	PRINCE OF SYNERGY	2	67.1	0:11.36	1:25.04 [2]	1:11.63 [3]	1:00.27 [2]	0:48.19 [3]	0:35.95 [3]	0:23.66 [4]	0:35.95 -4
		Montanna Savva		1200m	1200m	(0:13.41)	(0:11.36)	(0:12.08)	(0:12.24)	(0:12.29)	(0:11.73)	
3	7	NASIRON	6	67.0	0:11.56	1:25.24 [3]	1:11.73 [5]	1:00.17 [4]	0:48.08 [5]	0:35.86 [5]	0:23.88 [3]	0:35.86 -3
		Colleen Krahn		Overall	1200m	(0:13.51)	(0:11.56)	(0:12.09)	(0:12.22)	(0:11.98)	(0:11.77)	
4	6	EXODINI	1	64.4	0:11.41	1:25.32 [4]	1:11.29 [9]	0:59.88 [9]	0:47.99 [7]	0:35.64 [10]	0:23.38 [8]	0:35.64 -7
		Scott Sheargold		1200m	1200m	(0:14.03)	(0:11.41)	(0:11.89)	(0:12.35)	(0:12.26)	(0:11.62)	
5	2	CONCADOR	19	67.0	0:11.66	1:25.33 [5]	1:11.91 [4]	1:00.25 [5]	0:48.25 [4]	0:36.04 [4]	0:23.81 [5]	0:36.04 +7
		Amy Graham		Overall	1200m	(0:13.42)	(0:11.66)	(0:12.00)	(0:12.21)	(0:12.23)	(0:11.84)	
6	14	FYANSFORD FLYER	3	68.2	0:11.31	1:25.65 [6]	1:12.32 [1]	1:01.01 [1]	0:48.95 [1]	0:36.66 [2]	0:24.41 [2]	0:36.66 -10
		Chelsea Baker		Overall	1200m	(0:13.33)	(0:11.31)	(0:12.06)	(0:12.29)	(0:12.25)	(0:12.02)	
7	13	I'M SO ELEGANT	12	64.9	0:11.47	1:26.12 [7]	1:12.04 [10]	1:00.57 [11]	0:48.48 [11]	0:36.46 [9]	0:24.15 [10]	0:36.46 +5
		Gary Geran		1200m	1200m	(0:14.08)	(0:11.47)	(0:12.09)	(0:12.02)	(0:12.31)	(0:12.06)	
8	16	DASHING SHANGHAI	14	67.4	0:11.46	1:26.18 [8]	1:12.82 [2]	1:01.36 [3]	0:49.40 [2]	0:37.20 [1]	0:25.07 [1]	0:37.20 -8
		Georgina Cartwright		Overall	1200m	(0:13.36)	(0:11.46)	(0:11.96)	(0:12.20)	(0:12.13)	(0:12.11)	
9	9	PREACHABULL	13	65.7	0:11.44	1:26.24 [9]	1:12.13 [11]	1:00.69 [10]	0:48.84 [9]	0:36.60 [8]	0:24.29 [9]	0:36.60 +2
		Jason Taylor		1200m	1200m	(0:14.11)	(0:11.44)	(0:11.85)	(0:12.24)	(0:12.31)	(0:12.08)	
10	20	OUR ESPRIT	9	64.2	0:11.52	1:26.27 [10]	1:11.95 [12]	1:00.43 [12]	0:48.59 [12]	0:36.27 [12]	0:24.13 [12]	0:36.27 -2
		Reece O'Connell		1200m	1200m	(0:14.32)	(0:11.52)	(0:11.84)	(0:12.32)	(0:12.14)	(0:11.98)	

Scratched: Dashing Mars (#5), Bad Boy Boone (#1), Shortfastloud (#11), Tulong (#4), Our Sassy Princess (#15), Doing It (#17), Volcanic Park (#19), Up Over'n Gone (#18)



GattonProfessional

Race 2: LADBROKES ODDS SURGE Maiden Plate - 1400m

09 January 2026 - 12:26



LOCKYER VALLEY
TURF CLUB

Track Rating: Good 4, Weather: Fine, Rail Position: True

Section						Overall	1200m	1000m	800m	600m	400m	Last 600m	
Field Times						1:24.91 (0:13.33)	1:11.58 (0:11.31)	1:00.27 (0:12.06)	0:48.21 (0:12.28)	0:35.93 (0:12.13)	0:23.80 (0:12.00)	0:35.93	
Rank	TAB	Horse/Jockey	Barrier	Top Speed [km/h]	Fastest Section								Distance Travelled [m]
11	10	SHAKEN MARTINI	5	66.2	0:11.37	1:26.32 [11]	1:12.53 [6]	1:01.16 [6]	0:49.13 [6]	0:36.82 [6]	0:24.51 [7]	0:36.82	-4
		Wayne O'Connell		Overall	1200m	(0:13.79)	(0:11.37)	(0:12.03)	(0:12.31)	(0:12.31)	(0:12.03)		
12	12	WORTH A GAMBLE	16	67.0	0:11.58	1:26.83 [12]	1:13.01 [7]	1:01.43 [8]	0:49.31 [10]	0:37.07 [11]	0:24.73 [11]	0:37.07	+1
		Les Tilley		1200m	1200m	(0:13.82)	(0:11.58)	(0:12.12)	(0:12.24)	(0:12.34)	(0:12.10)		

Scratched: Dashing Mars (#5), Bad Boy Boone (#1), Shortfastloud (#11), Tulong (#4), Our Sassy Princess (#15), Doing It (#17), Volcanic Park (#19), Up Over'n Gone (#18)



GattonProfessional

Race 2: LADBROKES ODDS SURGE Maiden Plate - 1400m

09 January 2026 - 12:26



LOCKYER VALLEY
TURF CLUB

Track Rating: Good 4, Weather: Fine, Rail Position: True

Section Field Times				200m 0:11.80 (0:11.80)				Last 600m 0:35.93	
Rank	TAB	Horse/Jockey	Barrier	Top Speed [km/h]	Fastest Section	Margin		Distance Travelled [m]	
1	8	HEROIC DELANEYS	7	66.6	0:11.37	0:11.62 [5]	1:24.91	0:35.35	
		Brandon Lerena		1200m	1200m	(0:11.62)			
2	3	PRINCE OF SYNERGY	2	67.1	0:11.36	0:11.93 [1]	0.78L	0:35.95	-4
		Montanna Savva		1200m	1200m	(0:11.93)			
3	7	NASIRON	6	67.0	0:11.56	0:12.11 [2]	1.94L	0:35.86	-3
		Colleen Krahnen		Overall	1200m	(0:12.11)			
4	6	EXODINI	1	64.4	0:11.41	0:11.76 [7]	2.38L	0:35.64	-7
		Scott Sheargold		1200m	1200m	(0:11.76)			
5	2	CONCADOR	19	67.0	0:11.66	0:11.97 [6]	2.46L	0:36.04	+7
		Amy Graham		Overall	1200m	(0:11.97)			
6	14	FYANSFORD FLYER	3	68.2	0:11.31	0:12.39 [4]	4.32L	0:36.66	-10
		Chelsea Baker		Overall	1200m	(0:12.39)			
7	13	I'M SO ELEGANT	12	64.9	0:11.47	0:12.09 [10]	7.13L	0:36.46	+5
		Gary Geran		1200m	1200m	(0:12.09)			
8	16	DASHING SHANGHAI	14	67.4	0:11.46	0:12.96 [3]	7.46L	0:37.20	-8
		Georgina Cartwright		Overall	1200m	(0:12.96)			
9	9	PREACHABULL	13	65.7	0:11.44	0:12.21 [9]	7.81L	0:36.60	+2
		Jason Taylor		1200m	1200m	(0:12.21)			
10	20	OUR ESPRIT	9	64.2	0:11.52	0:12.15 [11]	8.02L	0:36.27	-2
		Reece O'Connell		1200m	1200m	(0:12.15)			

Scratched: Dashing Mars (#5), Bad Boy Boone (#1), Shortfastloud (#11), Tulong (#4), Our Sassy Princess (#15), Doing It (#17), Volcanic Park (#19), Up Over'n Gone (#18)



GattonProfessional

Race 2: LADBROKES ODDS SURGE Maiden Plate - 1400m

09 January 2026 - 12:26



LOCKYER VALLEY
TURF CLUB

Track Rating: Good 4, Weather: Fine, Rail Position: True

Section						200m		Last 600m	
Field Times						0:11.80 (0:11.80)		0:35.93	
Rank	TAB	Horse/Jockey	Barrier	Top Speed [km/h]	Fastest Section	Margin		Distance Travelled [m]	
11	10	SHAKEN MARTINI	5	66.2	0:11.37	0:12.48 [8]	8.3L	0:36.82	-4
		Wayne O'Connell		Overall	1200m	(0:12.48)			
12	12	WORTH A GAMBLE	16	67.0	0:11.58	0:12.63 [12]	11.28L	0:37.07	+1
		Les Tilley		1200m	1200m	(0:12.63)			

Scratched: Dashing Mars (#5), Bad Boy Boone (#1), Shortfastloud (#11), Tulong (#4), Our Sassy Princess (#15), Doing It (#17), Volcanic Park (#19), Up Over'n Gone (#18)



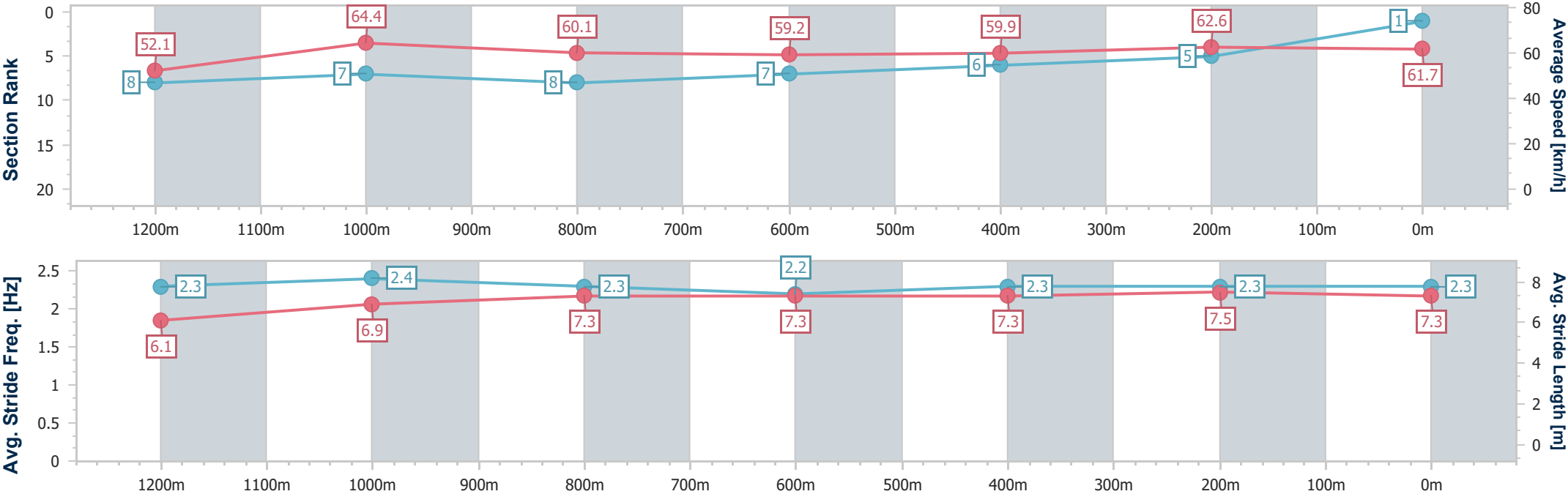
Horse/Jockey Name	Heroic Delaneys
Final Rank	1
Fastest Section Time (Section)	0:11.37 (1200m)
Top Speed [km/h] (Section)	66.6 (1200m)
Race State	Finished



GattonProfessional
Race 2: LADBROKES ODDS SURGE Maiden Plate - 1400m
09 January 2026 - 12:26
Track Rating: Good 4, Weather: Fine, Rail Position: True



Section	Overall	1200m	1000m	800m	600m	400m	200m						
Section Times	1:24.91 [1] (0:13.84)	1:11.07 [8] (0:11.37)	0:59.70 [7] (0:12.14)	0:47.56 [8] (0:12.21)	0:35.35 [7] (0:12.10)	0:23.25 [6] (0:11.63)	0:11.62 [5] (0:11.62)						
Average Speed [km/h]	52.1	64.4	60.1	59.2	59.9	62.6	61.7						
Top Speed [km/h]	65.9	66.6	61.5	60.3	61.5	63.3	63.4						
Avg. Dist. to Rail [m]	6.0	3.2	3.5	1.9	1.4	4.6	6.8						
Avg. Stride Freq. [Hz]	2.3	2.4	2.3	2.2	2.3	2.3	2.3						
Avg. Stride Length [m]	6.1	6.9	7.3	7.3	7.3	7.5	7.3						





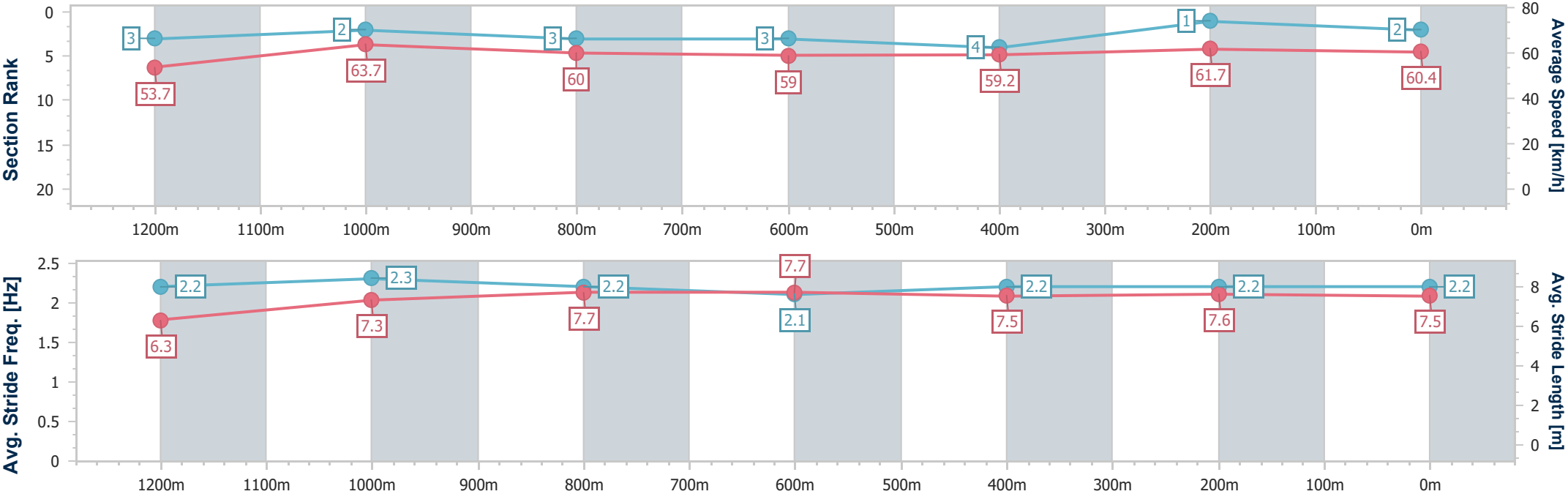
Horse/Jockey Name	Prince Of Synergy
Final Rank	2
Fastest Section Time (Section)	0:11.36 (1200m)
Top Speed [km/h] (Section)	67.1 (1200m)
Race State	Finished



GattonProfessional
Race 2: LADBROKES ODDS SURGE Maiden Plate - 1400m
09 January 2026 - 12:26
Track Rating: Good 4, Weather: Fine, Rail Position: True



Section	Overall	1200m	1000m	800m	600m	400m	200m						
Section Times	1:25.04 [2] (0:13.41)	1:11.63 [3] (0:11.36)	1:00.27 [2] (0:12.08)	0:48.19 [3] (0:12.24)	0:35.95 [3] (0:12.29)	0:23.66 [4] (0:11.73)	0:11.93 [1] (0:11.93)						
Average Speed [km/h]	53.7	63.7	60.0	59.0	59.2	61.7	60.4						
Top Speed [km/h]	67.0	67.1	62.0	59.8	60.5	63.6	61.3						
Avg. Dist. to Rail [m]	2.0	1.1	1.3	1.4	1.6	4.3	6.9						
Avg. Stride Freq. [Hz]	2.2	2.3	2.2	2.1	2.2	2.2	2.2						
Avg. Stride Length [m]	6.3	7.3	7.7	7.7	7.5	7.6	7.5						





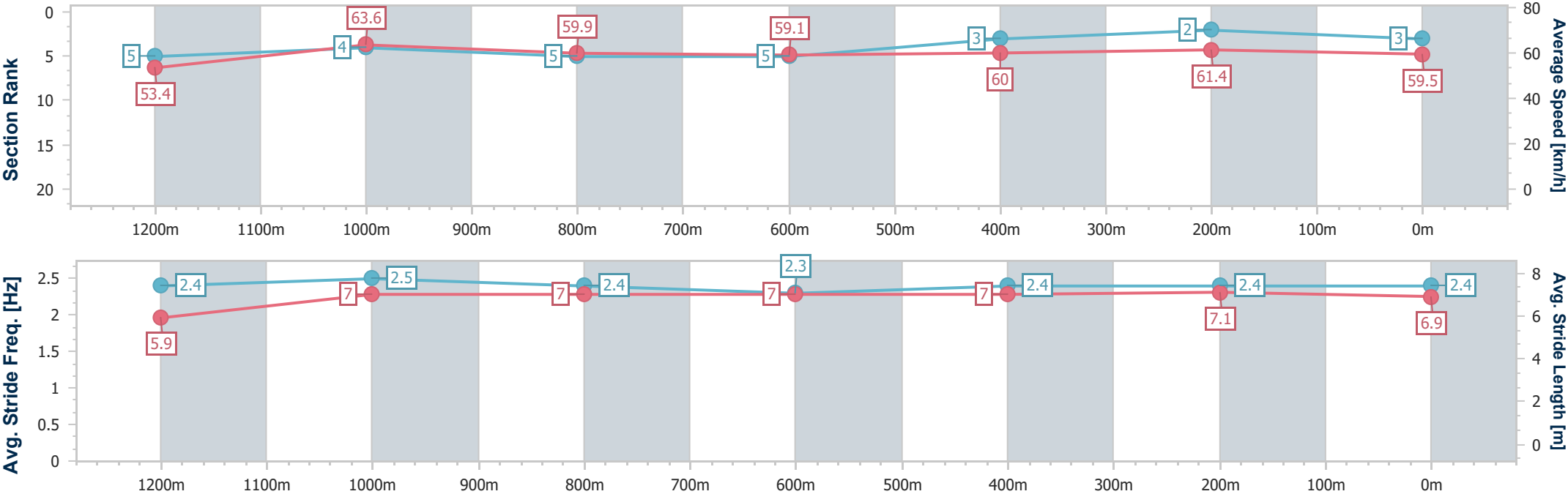
Horse/Jockey Name	Nasiron
Final Rank	3
Fastest Section Time (Section)	0:11.56 (1200m)
Top Speed [km/h] (Section)	67.0 (Overall)
Race State	Finished



GattonProfessional
Race 2: LADBROKES ODDS SURGE Maiden Plate - 1400m
09 January 2026 - 12:26
Track Rating: Good 4, Weather: Fine, Rail Position: True



Section	Overall	1200m	1000m	800m	600m	400m	200m						
Section Times	1:25.24 [3] (0:13.51)	1:11.73 [5] (0:11.56)	1:00.17 [4] (0:12.09)	0:48.08 [5] (0:12.22)	0:35.86 [5] (0:11.98)	0:23.88 [3] (0:11.77)	0:12.11 [2] (0:12.11)						
Average Speed [km/h]	53.4	63.6	59.9	59.1	60.0	61.4	59.5						
Top Speed [km/h]	67.0	66.5	61.2	59.8	60.8	62.3	61.4						
Avg. Dist. to Rail [m]	5.7	3.7	2.1	0.5	0.3	2.2	7.1						
Avg. Stride Freq. [Hz]	2.4	2.5	2.4	2.3	2.4	2.4	2.4						
Avg. Stride Length [m]	5.9	7.0	7.0	7.0	7.0	7.1	6.9						





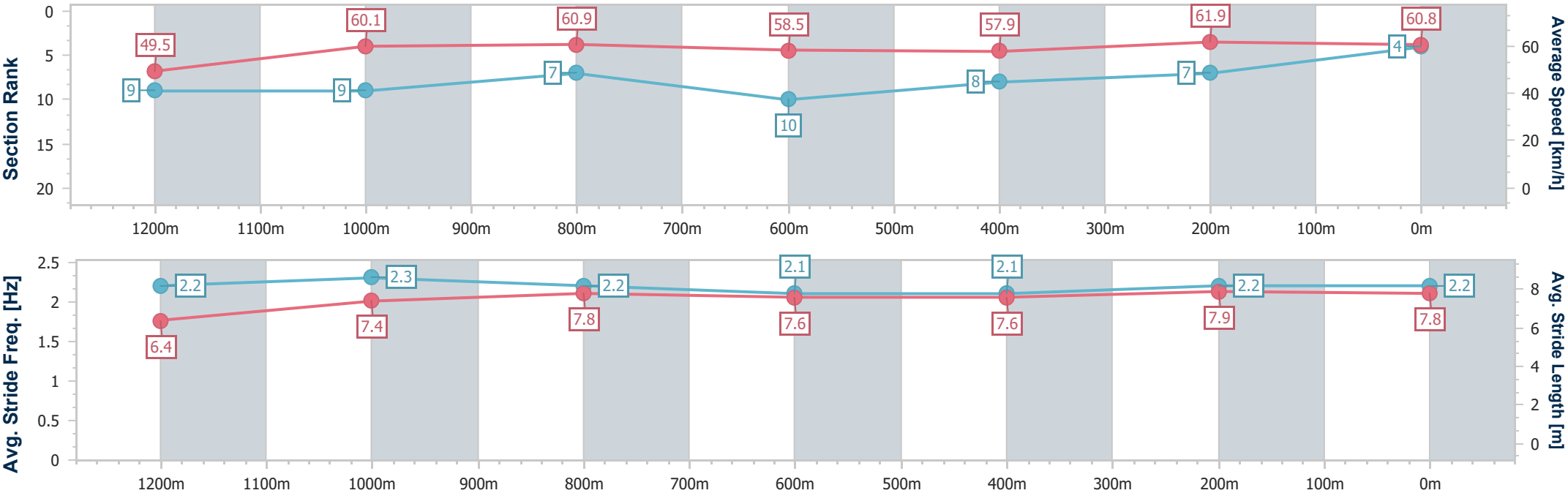
Horse/Jockey Name	Exodini
Final Rank	4
Fastest Section Time (Section)	0:11.41 (1200m)
Top Speed [km/h] (Section)	64.4 (1200m)
Race State	Finished



GattonProfessional
Race 2: LADBROKES ODDS SURGE Maiden Plate - 1400m
09 January 2026 - 12:26
Track Rating: Good 4, Weather: Fine, Rail Position: True



Section	Overall	1200m	1000m	800m	600m	400m	200m						
Section Times	1:25.32 [4] (0:14.03)	1:11.29 [9] (0:11.41)	0:59.88 [9] (0:11.89)	0:47.99 [7] (0:12.35)	0:35.64 [10] (0:12.26)	0:23.38 [8] (0:11.62)	0:11.76 [7] (0:11.76)						
Average Speed [km/h]	49.5	60.1	60.9	58.5	57.9	61.9	60.8						
Top Speed [km/h]	60.1	64.4	64.2	61.2	59.6	62.6	62.6						
Avg. Dist. to Rail [m]	1.8	1.2	1.4	1.5	0.7	1.2	3.6						
Avg. Stride Freq. [Hz]	2.2	2.3	2.2	2.1	2.1	2.2	2.2						
Avg. Stride Length [m]	6.4	7.4	7.8	7.6	7.6	7.9	7.8						





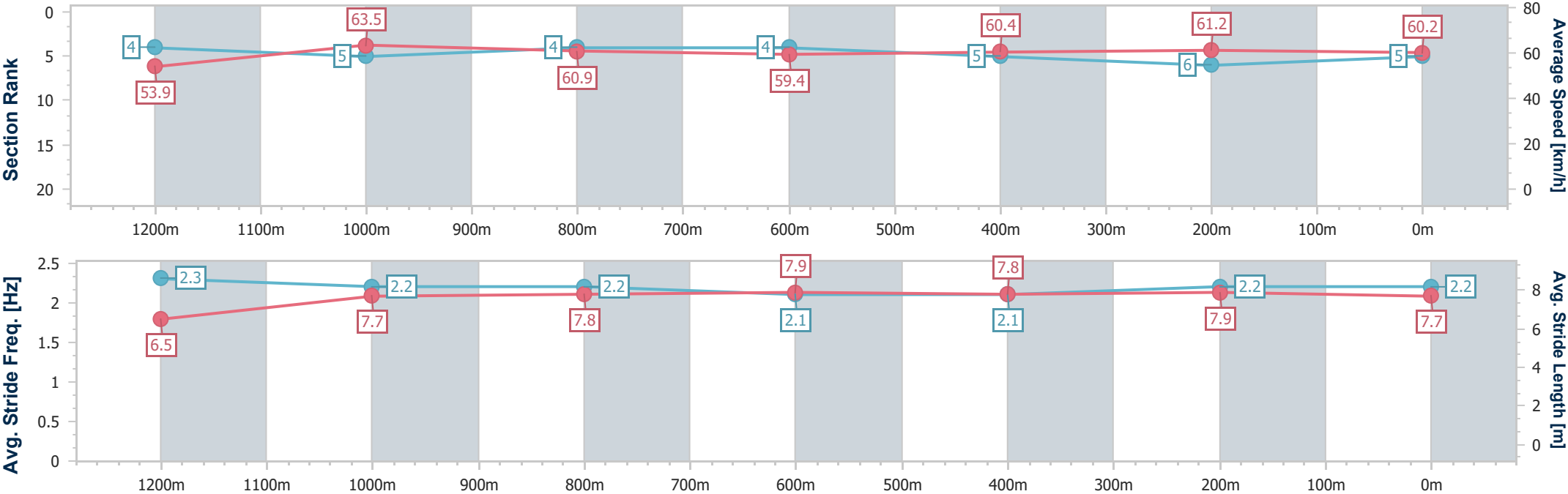
Horse/Jockey Name	Concador
Final Rank	5
Fastest Section Time (Section)	0:11.66 (1200m)
Top Speed [km/h] (Section)	67.0 (Overall)
Race State	Finished



GattonProfessional
Race 2: LADBROKES ODDS SURGE Maiden Plate - 1400m
09 January 2026 - 12:26
Track Rating: Good 4, Weather: Fine, Rail Position: True



Section	Overall	1200m	1000m	800m	600m	400m	200m						
Section Times	1:25.33 [5] (0:13.42)	1:11.91 [4] (0:11.66)	1:00.25 [5] (0:12.00)	0:48.25 [4] (0:12.21)	0:36.04 [4] (0:12.23)	0:23.81 [5] (0:11.84)	0:11.97 [6] (0:11.97)						
Average Speed [km/h]	53.9	63.5	60.9	59.4	60.4	61.2	60.2						
Top Speed [km/h]	67.0	66.8	61.9	60.4	61.7	62.1	61.2						
Avg. Dist. to Rail [m]	11.1	4.7	4.0	3.7	3.5	5.6	7.3						
Avg. Stride Freq. [Hz]	2.3	2.2	2.2	2.1	2.1	2.2	2.2						
Avg. Stride Length [m]	6.5	7.7	7.8	7.9	7.8	7.9	7.7						





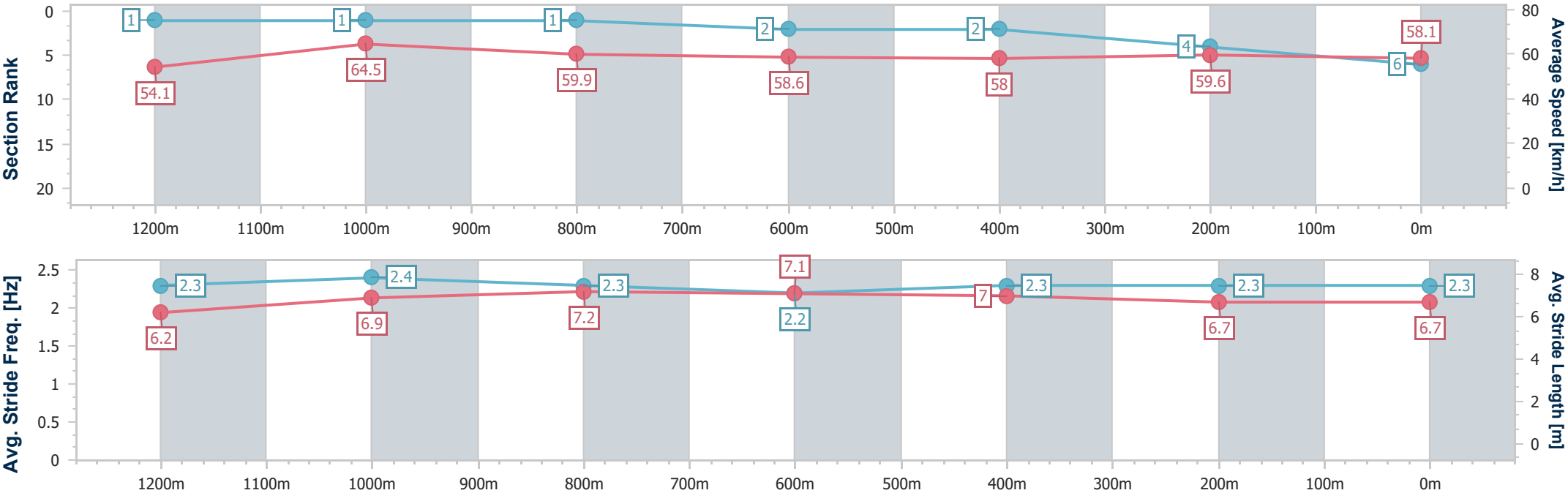
Horse/Jockey Name	Fyansford Flyer
Final Rank	6
Fastest Section Time (Section)	0:11.31 (1200m)
Top Speed [km/h] (Section)	68.2 (Overall)
Race State	Finished



GattonProfessional
Race 2: LADBROKES ODDS SURGE Maiden Plate - 1400m
09 January 2026 - 12:26
Track Rating: Good 4, Weather: Fine, Rail Position: True



Section	Overall	1200m	1000m	800m	600m	400m	200m						
Section Times	1:25.65 [6] (0:13.33)	1:12.32 [1] (0:11.31)	1:01.01 [1] (0:12.06)	0:48.95 [1] (0:12.29)	0:36.66 [2] (0:12.25)	0:24.41 [2] (0:12.02)	0:12.39 [4] (0:12.39)						
Average Speed [km/h]	54.1	64.5	59.9	58.6	58.0	59.6	58.1						
Top Speed [km/h]	68.2	68.0	62.3	59.7	59.0	60.2	59.5						
Avg. Dist. to Rail [m]	3.1	2.5	1.2	0.6	1.6	1.3	0.2						
Avg. Stride Freq. [Hz]	2.3	2.4	2.3	2.2	2.3	2.3	2.3						
Avg. Stride Length [m]	6.2	6.9	7.2	7.1	7.0	6.7	6.7						





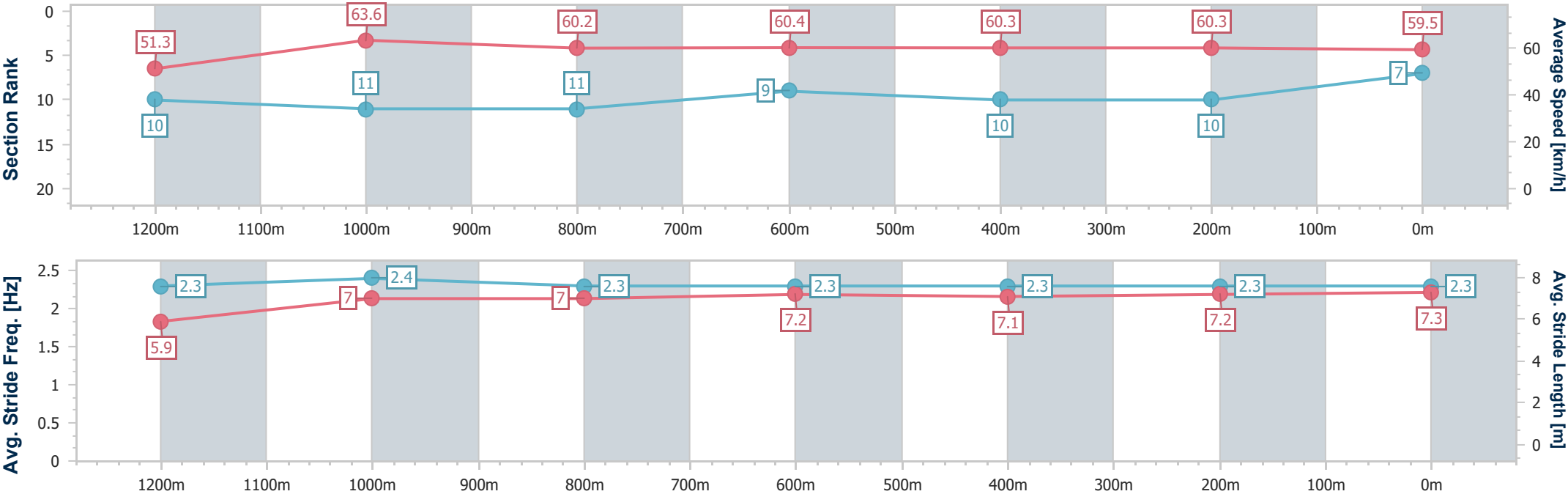
Horse/Jockey Name	I'm So Elegant
Final Rank	7
Fastest Section Time (Section)	0:11.47 (1200m)
Top Speed [km/h] (Section)	64.9 (1200m)
Race State	Finished



GattonProfessional
Race 2: LADBROKES ODDS SURGE Maiden Plate - 1400m
09 January 2026 - 12:26
Track Rating: Good 4, Weather: Fine, Rail Position: True



Section	Overall	1200m	1000m	800m	600m	400m	200m						
Section Times	1:26.12 [7] (0:14.08)	1:12.04 [10] (0:11.47)	1:00.57 [11] (0:12.09)	0:48.48 [11] (0:12.02)	0:36.46 [9] (0:12.31)	0:24.15 [10] (0:12.06)	0:12.09 [10] (0:12.09)						
Average Speed [km/h]	51.3	63.6	60.2	60.4	60.3	60.3	59.5						
Top Speed [km/h]	64.5	64.9	62.2	61.7	62.2	61.2	60.4						
Avg. Dist. to Rail [m]	6.5	2.4	2.3	3.7	4.9	6.2	7.3						
Avg. Stride Freq. [Hz]	2.3	2.4	2.3	2.3	2.3	2.3	2.3						
Avg. Stride Length [m]	5.9	7.0	7.0	7.2	7.1	7.2	7.3						





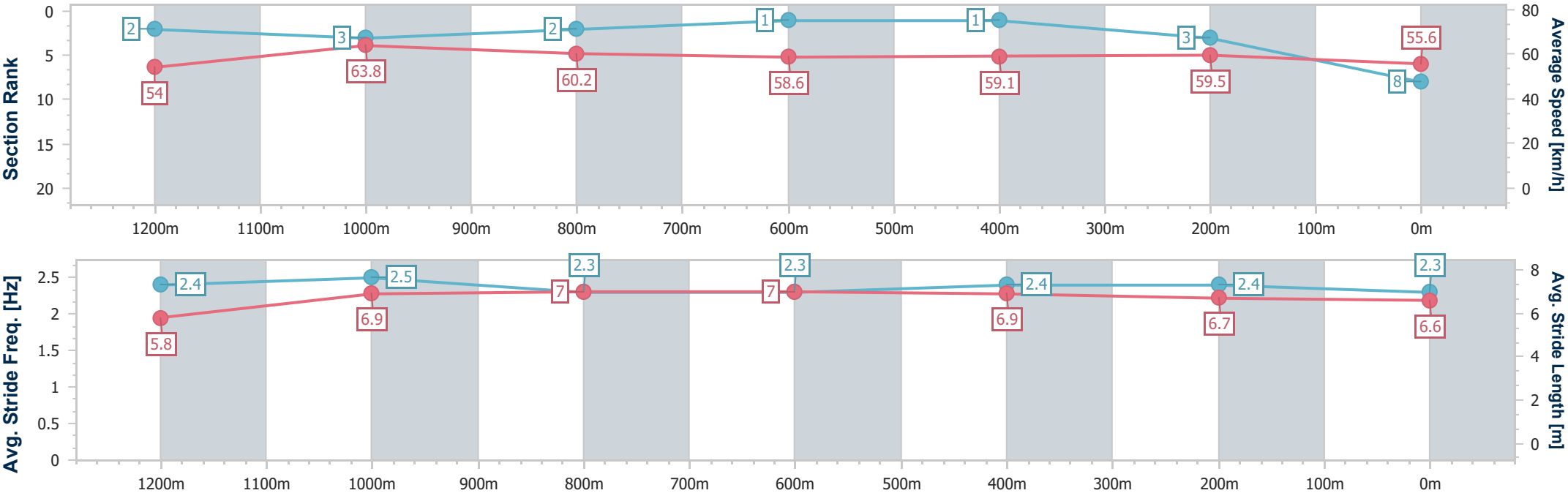
Horse/Jockey Name	Dashing Shanghai
Final Rank	8
Fastest Section Time (Section)	0:11.46 (1200m)
Top Speed [km/h] (Section)	67.4 (Overall)
Race State	Finished



GattonProfessional
Race 2: LADBROKES ODDS SURGE Maiden Plate - 1400m
09 January 2026 - 12:26
Track Rating: Good 4, Weather: Fine, Rail Position: True



Section	Overall	1200m	1000m	800m	600m	400m	200m						
Section Times	1:26.18 [8] (0:13.36)	1:12.82 [2] (0:11.46)	1:01.36 [3] (0:11.96)	0:49.40 [2] (0:12.20)	0:37.20 [1] (0:12.13)	0:25.07 [1] (0:12.11)	0:12.96 [3] (0:12.96)						
Average Speed [km/h]	54.0	63.8	60.2	58.6	59.1	59.5	55.6						
Top Speed [km/h]	67.4	67.1	61.9	59.8	60.5	60.7	58.7						
Avg. Dist. to Rail [m]	8.3	2.5	0.8	1.8	0.8	0.9	2.2						
Avg. Stride Freq. [Hz]	2.4	2.5	2.3	2.3	2.4	2.4	2.3						
Avg. Stride Length [m]	5.8	6.9	7.0	7.0	6.9	6.7	6.6						





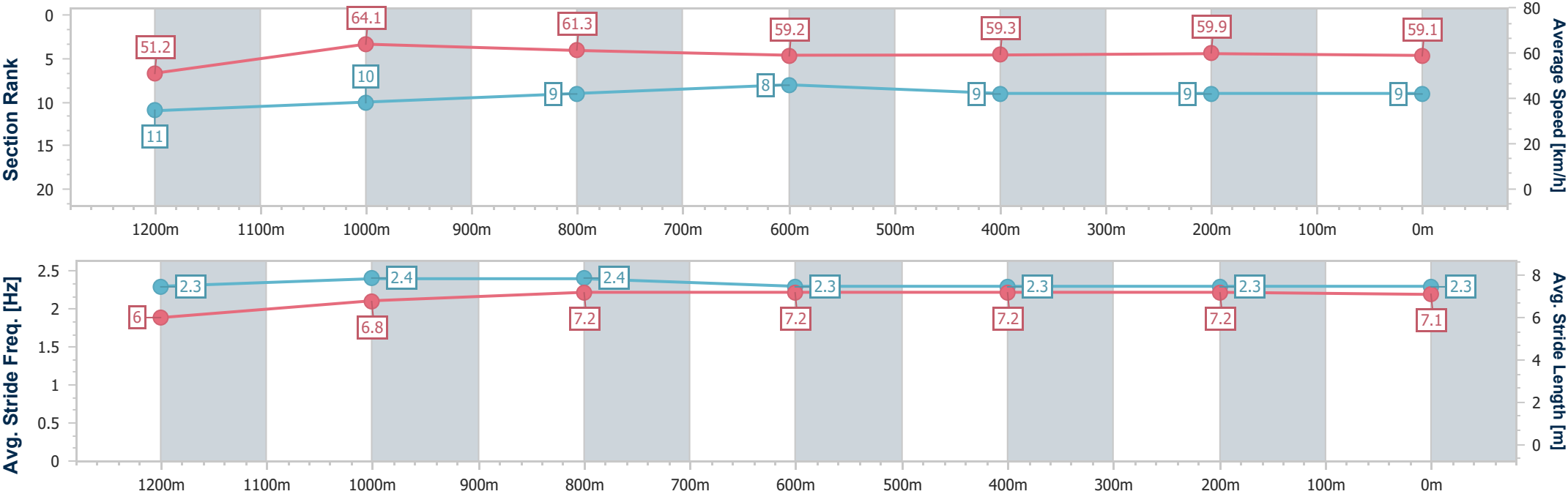
Horse/Jockey Name	Preachabull
Final Rank	9
Fastest Section Time (Section)	0:11.44 (1200m)
Top Speed [km/h] (Section)	65.7 (1200m)
Race State	Finished



GattonProfessional
Race 2: LADBROKES ODDS SURGE Maiden Plate - 1400m
09 January 2026 - 12:26
Track Rating: Good 4, Weather: Fine, Rail Position: True



Section	Overall	1200m	1000m	800m	600m	400m	200m						
Section Times	1:26.24 [9] (0:14.11)	1:12.13 [11] (0:11.44)	1:00.69 [10] (0:11.85)	0:48.84 [9] (0:12.24)	0:36.60 [8] (0:12.31)	0:24.29 [9] (0:12.08)	0:12.21 [9] (0:12.21)						
Average Speed [km/h]	51.2	64.1	61.3	59.2	59.3	59.9	59.1						
Top Speed [km/h]	65.1	65.7	62.3	60.8	60.2	60.7	60.0						
Avg. Dist. to Rail [m]	7.8	3.5	2.5	2.1	2.3	3.9	4.0						
Avg. Stride Freq. [Hz]	2.3	2.4	2.4	2.3	2.3	2.3	2.3						
Avg. Stride Length [m]	6.0	6.8	7.2	7.2	7.2	7.2	7.1						





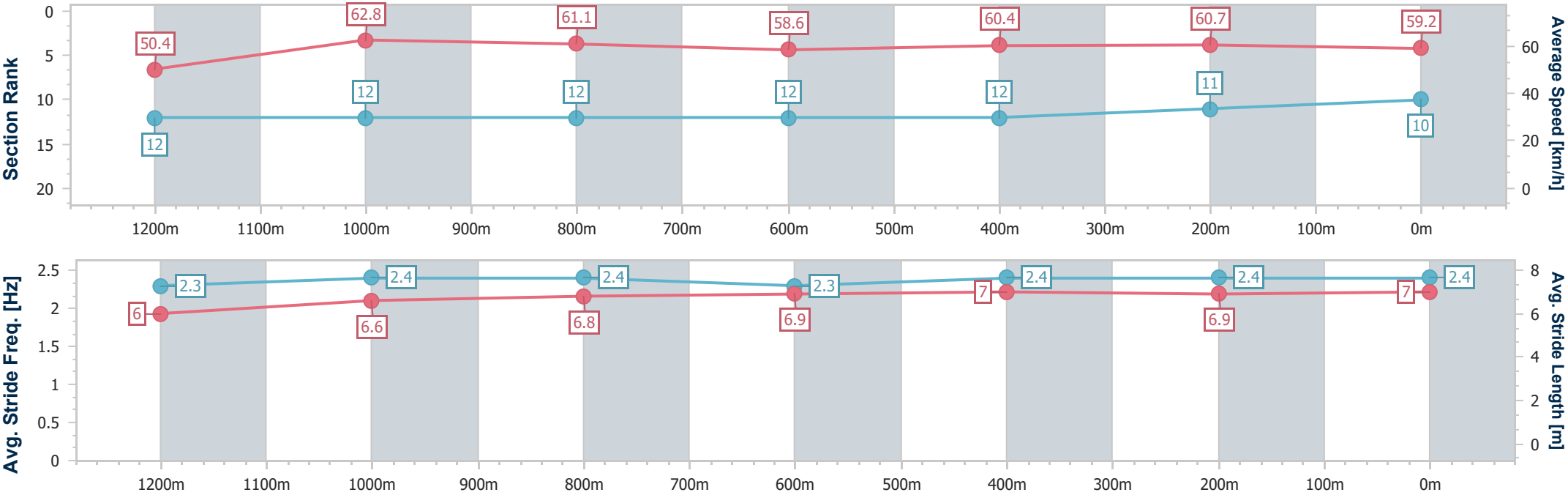
Horse/Jockey Name	Our Esprit
Final Rank	10
Fastest Section Time (Section)	0:11.52 (1200m)
Top Speed [km/h] (Section)	64.2 (1200m)
Race State	Finished



GattonProfessional
Race 2: LADBROKES ODDS SURGE Maiden Plate - 1400m
09 January 2026 - 12:26
Track Rating: Good 4, Weather: Fine, Rail Position: True



Section	Overall	1200m	1000m	800m	600m	400m	200m						
Section Times	1:26.27 [10] (0:14.32)	1:11.95 [12] (0:11.52)	1:00.43 [12] (0:11.84)	0:48.59 [12] (0:12.32)	0:36.27 [12] (0:12.14)	0:24.13 [12] (0:11.98)	0:12.15 [11] (0:12.15)						
Average Speed [km/h]	50.4	62.8	61.1	58.6	60.4	60.7	59.2						
Top Speed [km/h]	62.6	64.2	63.8	61.9	61.4	61.4	60.2						
Avg. Dist. to Rail [m]	5.2	1.0	0.8	1.4	2.9	3.9	3.0						
Avg. Stride Freq. [Hz]	2.3	2.4	2.4	2.3	2.4	2.4	2.4						
Avg. Stride Length [m]	6.0	6.6	6.8	6.9	7.0	6.9	7.0						





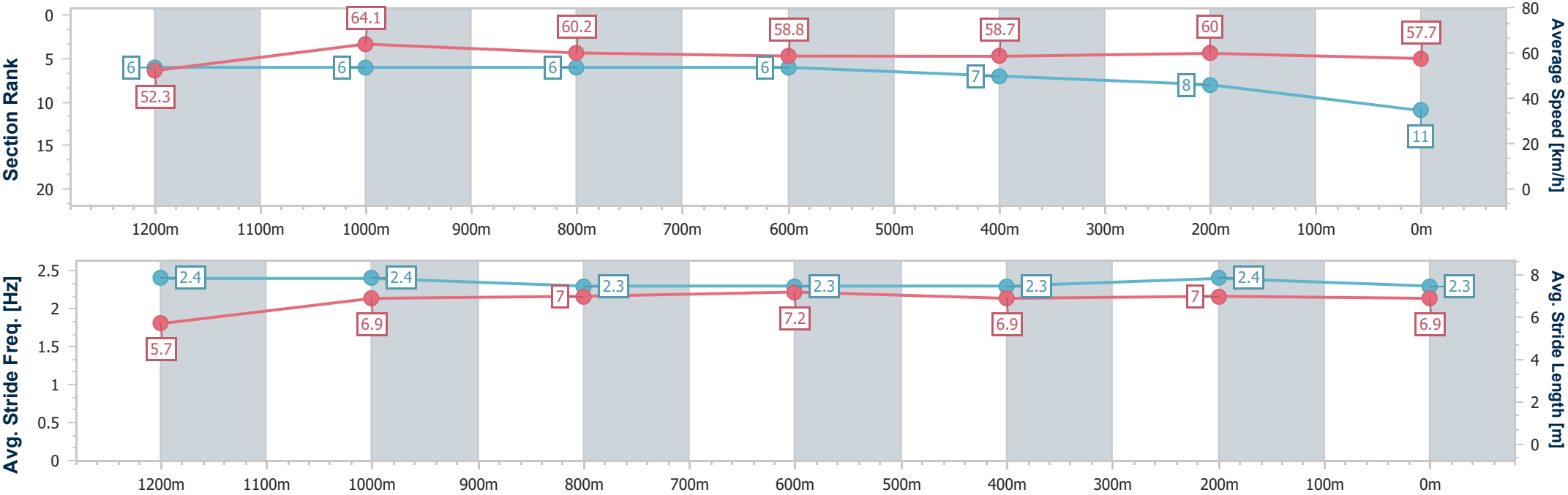
Horse/Jockey Name	Shaken Martini
Final Rank	11
Fastest Section Time (Section)	0:11.37 (1200m)
Top Speed [km/h] (Section)	66.2 (Overall)
Race State	Finished



GattonProfessional
Race 2: LADBROKES ODDS SURGE Maiden Plate - 1400m
09 January 2026 - 12:26
Track Rating: Good 4, Weather: Fine, Rail Position: True



Section	Overall	1200m	1000m	800m	600m	400m	200m						
Section Times	1:26.32 [11] (0:13.79)	1:12.53 [6] (0:11.37)	1:01.16 [6] (0:12.03)	0:49.13 [6] (0:12.31)	0:36.82 [6] (0:12.31)	0:24.51 [7] (0:12.03)	0:12.48 [8] (0:12.48)						
Average Speed [km/h]	52.3	64.1	60.2	58.8	58.7	60.0	57.7						
Top Speed [km/h]	66.2	65.8	62.7	60.0	59.9	61.3	59.3						
Avg. Dist. to Rail [m]	3.9	1.5	2.1	1.6	0.8	1.8	2.9						
Avg. Stride Freq. [Hz]	2.4	2.4	2.3	2.3	2.3	2.4	2.3						
Avg. Stride Length [m]	5.7	6.9	7.0	7.2	6.9	7.0	6.9						





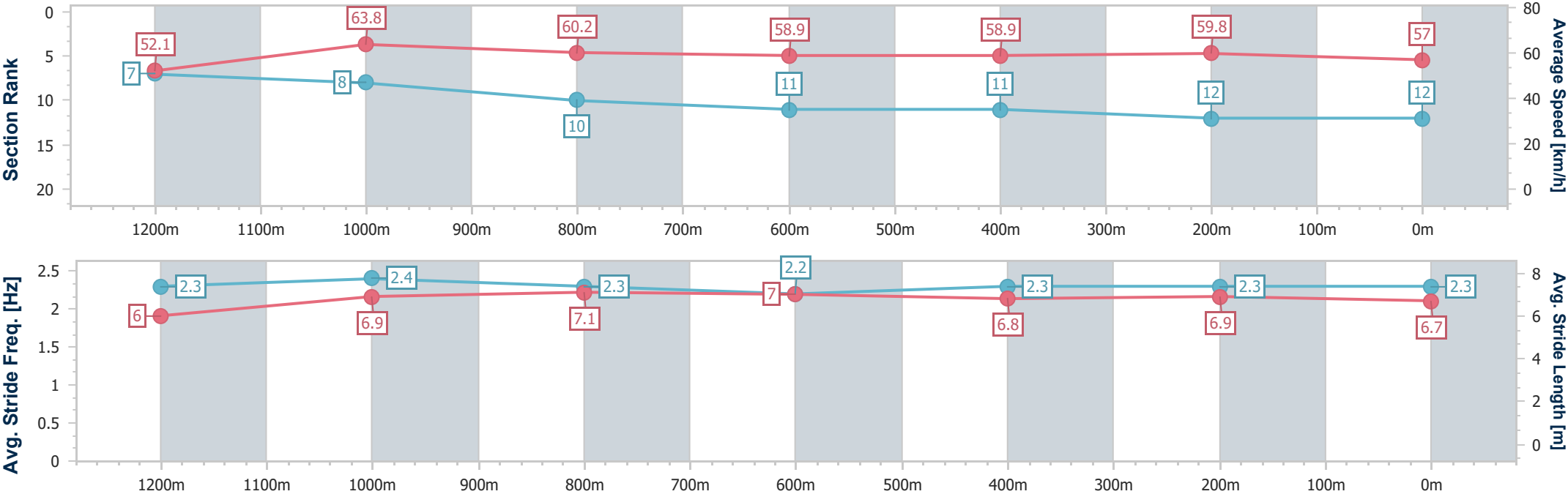
Horse/Jockey Name	Worth A Gamble
Final Rank	12
Fastest Section Time (Section)	0:11.58 (1200m)
Top Speed [km/h] (Section)	67.0 (1200m)
Race State	Finished



GattonProfessional
Race 2: LADBROKES ODDS SURGE Maiden Plate - 1400m
09 January 2026 - 12:26
Track Rating: Good 4, Weather: Fine, Rail Position: True



Section	Overall	1200m	1000m	800m	600m	400m	200m						
Section Times	1:26.83 [12] (0:13.82)	1:13.01 [7] (0:11.58)	1:01.43 [8] (0:12.12)	0:49.31 [10] (0:12.24)	0:37.07 [11] (0:12.34)	0:24.73 [11] (0:12.10)	0:12.63 [12] (0:12.63)						
Average Speed [km/h]	52.1	63.8	60.2	58.9	58.9	59.8	57.0						
Top Speed [km/h]	66.6	67.0	60.8	61.0	59.8	60.5	59.5						
Avg. Dist. to Rail [m]	9.4	4.5	2.9	1.7	1.5	1.9	2.2						
Avg. Stride Freq. [Hz]	2.3	2.4	2.3	2.2	2.3	2.3	2.3						
Avg. Stride Length [m]	6.0	6.9	7.1	7.0	6.8	6.9	6.7						





GattonProfessional
Race 3: FALVEY'S HOTEL GATTON RATINGS BAND 0 - 55 Handicap - 1400m

09 January 2026 - 12:57



LOCKYER VALLEY
TURF CLUB

Track Rating: Good 4, Weather: Fine, Rail Position: True

Section						Overall	1200m	1000m	800m	600m	400m	Last 600m	
Field Times						1:23.82 (0:13.56)	1:10.26 (0:11.48)	0:58.78 (0:12.00)	0:46.78 (0:11.83)	0:34.95 (0:11.66)	0:23.29 (0:11.36)	0:34.95	
Rank	TAB	Horse/Jockey	Barrier	Top Speed [km/h]	Fastest Section								Distance Travelled [m]
1	2	TOBA	4	66.1	0:11.29	1:23.82 [1]	1:09.72 [6]	0:58.21 [6]	0:46.21 [6]	0:34.67 [5]	0:23.22 [2]	0:34.67	
		Justin Huxtable		1200m	400m	(0:14.10)	(0:11.51)	(0:12.00)	(0:11.54)	(0:11.45)	(0:11.29)		
2	12	HALF MOON ROO	8	64.7	0:11.40	1:23.92 [2]	1:09.45 [8]	0:57.98 [8]	0:46.06 [7]	0:34.42 [8]	0:22.88 [7]	0:34.42	-13
		Kayla Johnston		1200m	400m	(0:14.47)	(0:11.47)	(0:11.92)	(0:11.64)	(0:11.54)	(0:11.40)		
3	3	CLEARLY GEORGE	3	65.7	0:11.48	1:24.05 [3]	1:10.49 [1]	0:59.01 [1]	0:47.01 [1]	0:35.18 [1]	0:23.43 [3]	0:35.18	-9
		Heavelon Van		Overall	1200m	(0:13.56)	(0:11.48)	(0:12.00)	(0:11.83)	(0:11.75)	(0:11.48)		
4	7	STATE A FACT	1	66.1	0:11.50	1:24.19 [4]	1:10.15 [5]	0:58.60 [5]	0:46.60 [5]	0:34.88 [6]	0:23.23 [6]	0:34.88	-9
		Georgina Cartwright		1200m	400m	(0:14.04)	(0:11.55)	(0:12.00)	(0:11.72)	(0:11.65)	(0:11.50)		
5	8	INVISIBLE TARGET	13	65.3	0:11.35	1:24.22 [5]	1:09.52 [9]	0:58.17 [9]	0:46.17 [9]	0:34.67 [9]	0:23.06 [9]	0:34.67	-1
		Sean Cormack		1200m	1200m	(0:14.70)	(0:11.35)	(0:12.00)	(0:11.50)	(0:11.61)	(0:11.43)		
6	9	PEACH GALANTES	6	65.9	0:11.56	1:24.52 [6]	1:10.90 [2]	0:59.34 [2]	0:47.26 [3]	0:35.43 [4]	0:23.78 [4]	0:35.43	-7
		Anthony Allen		1200m	1200m	(0:13.62)	(0:11.56)	(0:12.08)	(0:11.83)	(0:11.65)	(0:11.63)		
7	5	JEDIAH	9	65.9	0:11.42	1:24.62 [7]	1:10.21 [7]	0:58.79 [7]	0:46.75 [8]	0:35.21 [7]	0:23.51 [8]	0:35.21	-7
		Paul Hamblin		1200m	1200m	(0:14.41)	(0:11.42)	(0:12.04)	(0:11.54)	(0:11.70)	(0:11.65)		
8	6	SHOT DOWN BY LOVE	2	65.9	0:11.58	1:24.67 [8]	1:11.04 [3]	0:59.40 [3]	0:47.42 [2]	0:35.61 [3]	0:23.74 [5]	0:35.61	-9
		Montanna Savva		Overall	400m	(0:13.63)	(0:11.64)	(0:11.98)	(0:11.81)	(0:11.87)	(0:11.58)		
9	1	GOLD DAZZLER	5	65.2	0:11.50	1:24.87 [9]	1:11.06 [4]	0:59.56 [4]	0:47.56 [4]	0:35.86 [2]	0:24.34 [1]	0:35.86	-4
		Les Tilley		Overall	1200m	(0:13.81)	(0:11.50)	(0:12.00)	(0:11.70)	(0:11.52)	(0:11.72)		
10	11	ONOMATOPOEIA	12	64.1	0:11.61	1:25.59 [10]	1:10.84 [10]	0:59.08 [10]	0:47.03 [10]	0:35.39 [10]	0:23.78 [10]	0:35.39	-12
		Colleen Krahn		1200m	600m	(0:14.75)	(0:11.76)	(0:12.05)	(0:11.64)	(0:11.61)	(0:11.66)		

Scratched: Worldy Spirit (#10), He's Viral (#13), Royal Charge (#4)

Report Created: Fri 9 January 2026 14:01 GMT+10 (Note: Timing is based on position data)

Page 1/12

[] Ranking at each section and finish
-:-:- No data available at this section
NA No data available

SCN Saddle cloth number
DNF Did not finish
DNT Did not track

data processed by TRIPLESDATA



GattonProfessional
Race 3: FALVEY'S HOTEL GATTON RATINGS BAND 0 - 55 Handicap - 1400m
09 January 2026 - 12:57



Track Rating: Good 4, Weather: Fine, Rail Position: True

Section		200m					Last 600m		
Field Times		0:11.93 (0:11.93)					0:34.95		
Rank	TAB	Horse/Jockey	Barrier	Top Speed [km/h]	Fastest Section	Margin		Distance Travelled [m]	
1	2	TOBA	4	66.1	0:11.29	0:11.93 [1]	1:23.82	0:34.67	
		Justin Huxtable		1200m	400m	(0:11.93)			
2	12	HALF MOON ROO	8	64.7	0:11.40	0:11.48 [5]	0.6L	0:34.42	-13
		Kayla Johnston		1200m	400m	(0:11.48)			
3	3	CLEARLY GEORGE	3	65.7	0:11.48	0:11.95 [2]	1.34L	0:35.18	-9
		Heavelon Van		Overall	1200m	(0:11.95)			
4	7	STATE A FACT	1	66.1	0:11.50	0:11.73 [6]	2.16L	0:34.88	-9
		Georgina Cartwright		1200m	400m	(0:11.73)			
5	8	INVISIBLE TARGET	13	65.3	0:11.35	0:11.63 [8]	2.36L	0:34.67	-1
		Sean Cormack		1200m	1200m	(0:11.63)			
6	9	PEACH GALANTES	6	65.9	0:11.56	0:12.15 [4]	4.09L	0:35.43	-7
		Anthony Allen		1200m	1200m	(0:12.15)			
7	5	JEDIAH	9	65.9	0:11.42	0:11.86 [9]	4.69L	0:35.21	-7
		Paul Hamblin		1200m	1200m	(0:11.86)			
8	6	SHOT DOWN BY LOVE	2	65.9	0:11.58	0:12.16 [7]	4.98L	0:35.61	-9
		Montanna Savva		Overall	400m	(0:12.16)			
9	1	GOLD DAZZLER	5	65.2	0:11.50	0:12.62 [3]	6.15L	0:35.86	-4
		Les Tilley		Overall	1200m	(0:12.62)			
10	11	ONOMATOPOEIA	12	64.1	0:11.61	0:12.12 [10]	10.4L	0:35.39	-12
		Colleen Krahn		1200m	600m	(0:12.12)			

Scratched: Worldy Spirit (#10), He's Viral (#13), Royal Charge (#4)

Report Created: Fri 9 January 2026 14:01 GMT+10 (Note: Timing is based on position data)

Page 2/12

[] Ranking at each section and finish
-:-:- No data available at this section
NA No data available

SCN Saddle cloth number
DNF Did not finish
DNT Did not track

data processed by  **TRIPLESDATA**



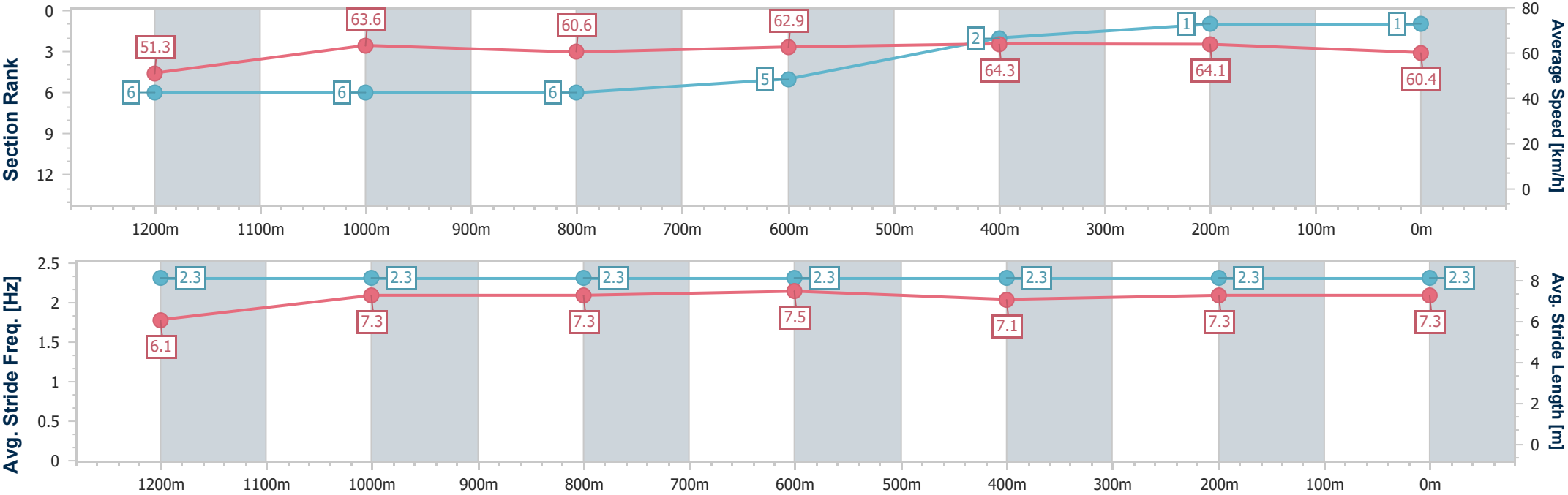
Horse/Jockey Name	Toba
Final Rank	1
Fastest Section Time (Section)	0:11.29 (400m)
Top Speed [km/h] (Section)	66.1 (1200m)
Race State	Finished



GattonProfessional
Race 3: FALVEY'S HOTEL GATTON RATINGS BAND 0 - 55
Handicap - 1400m
09 January 2026 - 12:57
Track Rating: Good 4, Weather: Fine, Rail Position: True



Section	Overall	1200m	1000m	800m	600m	400m	200m						
Section Times	1:23.82 [1] (0:14.10)	1:09.72 [6] (0:11.51)	0:58.21 [6] (0:12.00)	0:46.21 [6] (0:11.54)	0:34.67 [5] (0:11.45)	0:23.22 [2] (0:11.29)	0:11.93 [1] (0:11.93)						
Average Speed [km/h]	51.3	63.6	60.6	62.9	64.3	64.1	60.4						
Top Speed [km/h]	65.8	66.1	62.6	64.5	65.0	65.7	63.7						
Avg. Dist. to Rail [m]	3.9	3.0	2.8	2.9	3.7	5.2	2.6						
Avg. Stride Freq. [Hz]	2.3	2.3	2.3	2.3	2.3	2.3	2.3						
Avg. Stride Length [m]	6.1	7.3	7.3	7.5	7.1	7.3	7.3						





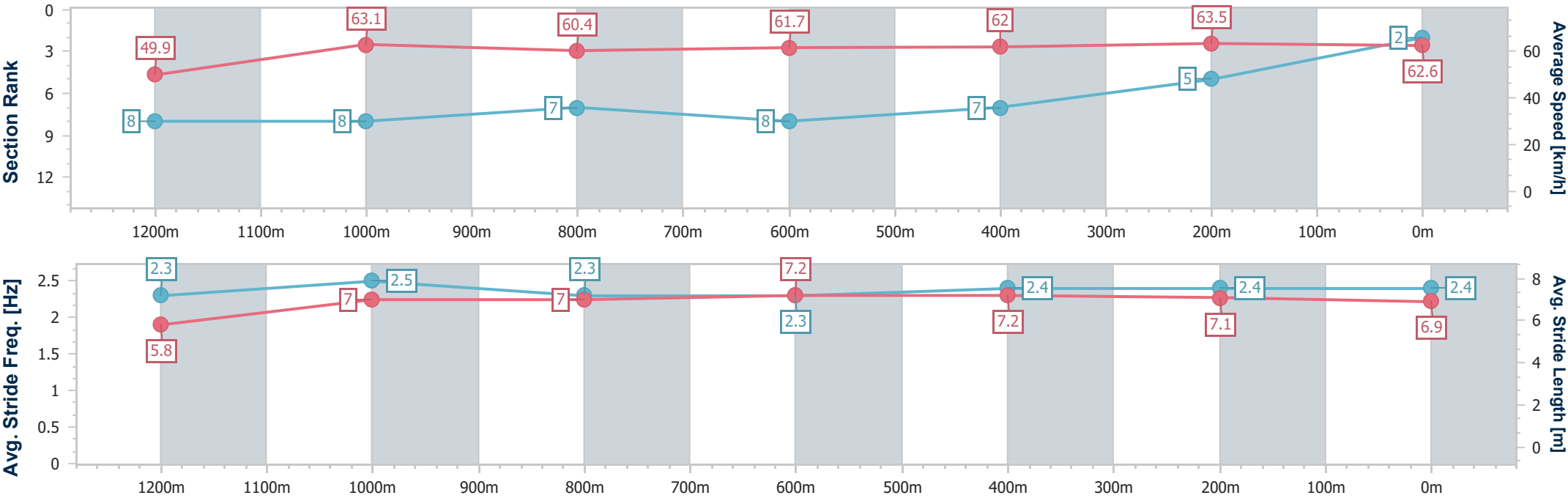
Horse/Jockey Name	Half Moon Roo
Final Rank	2
Fastest Section Time (Section)	0:11.40 (400m)
Top Speed [km/h] (Section)	64.7 (1200m)
Race State	Finished



GattonProfessional
Race 3: FALVEY'S HOTEL GATTON RATINGS BAND 0 - 55
Handicap - 1400m
09 January 2026 - 12:57
Track Rating: Good 4, Weather: Fine, Rail Position: True



Section	Overall	1200m	1000m	800m	600m	400m	200m						
Section Times	1:23.92 [2] (0:14.47)	1:09.45 [8] (0:11.47)	0:57.98 [8] (0:11.92)	0:46.06 [7] (0:11.64)	0:34.42 [8] (0:11.54)	0:22.88 [7] (0:11.40)	0:11.48 [5] (0:11.48)						
Average Speed [km/h]	49.9	63.1	60.4	61.7	62.0	63.5	62.6						
Top Speed [km/h]	64.1	64.7	62.3	63.4	63.8	64.4	64.0						
Avg. Dist. to Rail [m]	3.8	1.4	0.7	1.8	1.2	2.7	6.3						
Avg. Stride Freq. [Hz]	2.3	2.5	2.3	2.3	2.4	2.4	2.4						
Avg. Stride Length [m]	5.8	7.0	7.0	7.2	7.2	7.1	6.9						





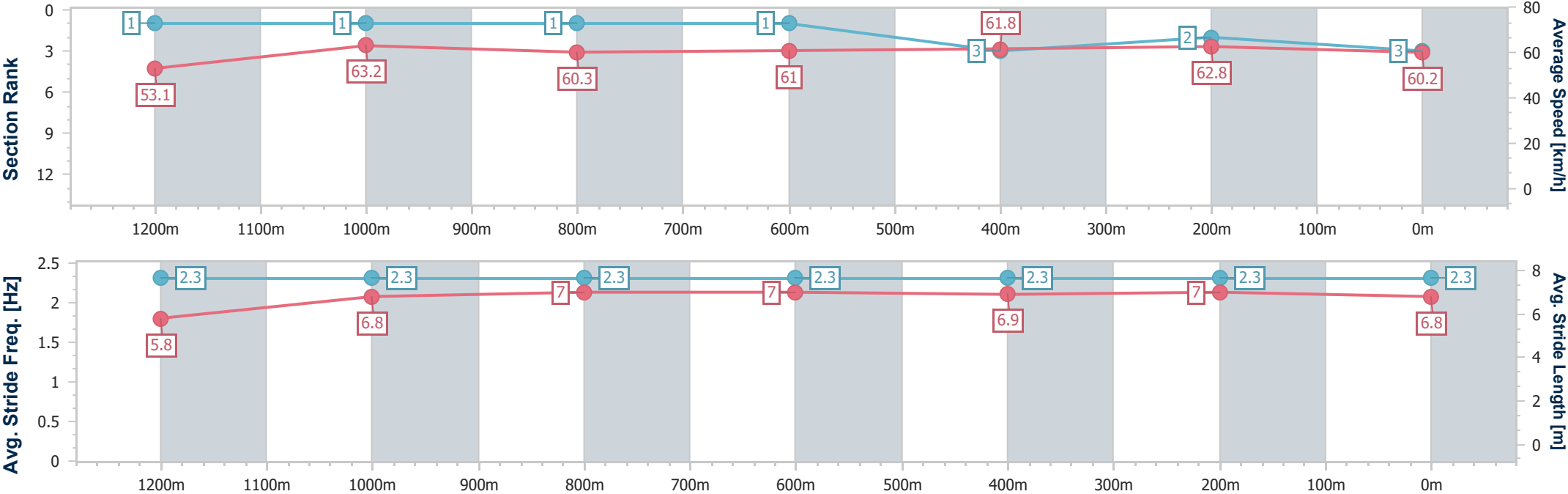
Horse/Jockey Name	Clearly George
Final Rank	3
Fastest Section Time (Section)	0:11.48 (1200m)
Top Speed [km/h] (Section)	65.7 (Overall)
Race State	Finished



GattonProfessional
Race 3: FALVEY'S HOTEL GATTON RATINGS BAND 0 - 55
Handicap - 1400m
09 January 2026 - 12:57
Track Rating: Good 4, Weather: Fine, Rail Position: True



Section	Overall	1200m	1000m	800m	600m	400m	200m						
Section Times	1:24.05 [3] (0:13.56)	1:10.49 [1] (0:11.48)	0:59.01 [1] (0:12.00)	0:47.01 [1] (0:11.83)	0:35.18 [1] (0:11.75)	0:23.43 [3] (0:11.48)	0:11.95 [2] (0:11.95)						
Average Speed [km/h]	53.1	63.2	60.3	61.0	61.8	62.8	60.2						
Top Speed [km/h]	65.7	65.6	61.2	61.4	62.8	63.5	61.7						
Avg. Dist. to Rail [m]	3.3	1.6	1.4	1.5	1.1	0.7	2.5						
Avg. Stride Freq. [Hz]	2.3	2.3	2.3	2.3	2.3	2.3	2.3						
Avg. Stride Length [m]	5.8	6.8	7.0	7.0	6.9	7.0	6.8						





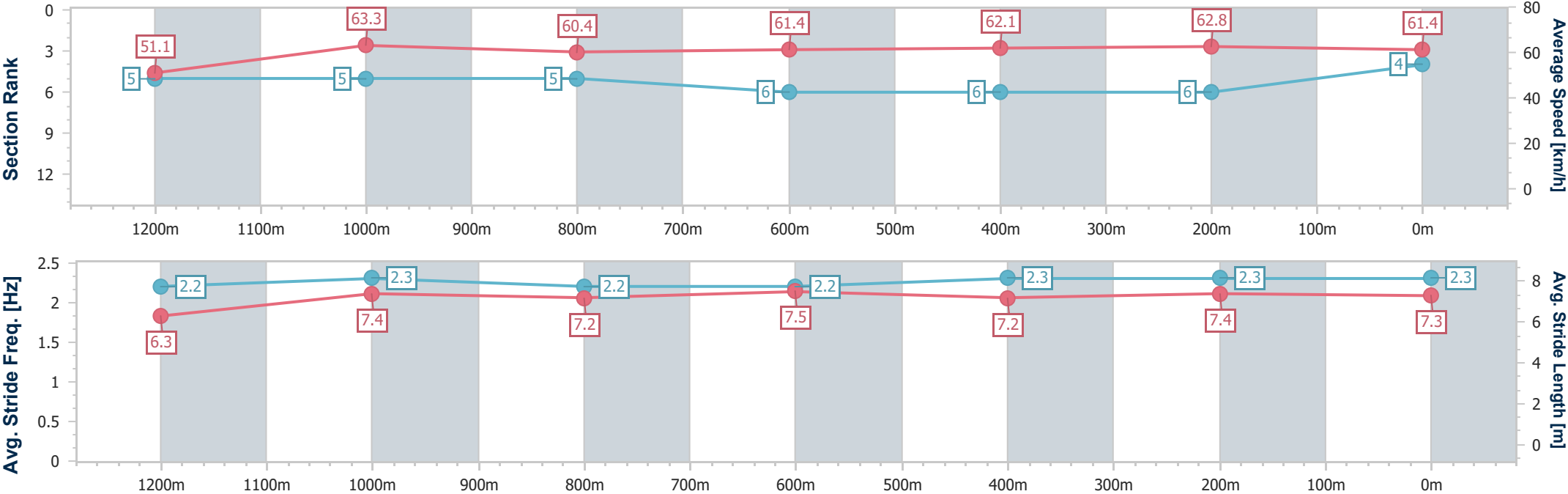
Horse/Jockey Name	State A Fact
Final Rank	4
Fastest Section Time (Section)	0:11.50 (400m)
Top Speed [km/h] (Section)	66.1 (1200m)
Race State	Finished



GattonProfessional
Race 3: FALVEY'S HOTEL GATTON RATINGS BAND 0 - 55
Handicap - 1400m
09 January 2026 - 12:57
Track Rating: Good 4, Weather: Fine, Rail Position: True



Section	Overall	1200m	1000m	800m	600m	400m	200m						
Section Times	1:24.19 [4] (0:14.04)	1:10.15 [5] (0:11.55)	0:58.60 [5] (0:12.00)	0:46.60 [5] (0:11.72)	0:34.88 [6] (0:11.65)	0:23.23 [6] (0:11.50)	0:11.73 [6] (0:11.73)						
Average Speed [km/h]	51.1	63.3	60.4	61.4	62.1	62.8	61.4						
Top Speed [km/h]	66.1	66.1	62.3	63.5	63.9	64.0	62.6						
Avg. Dist. to Rail [m]	2.2	2.1	1.8	0.8	1.0	2.2	5.6						
Avg. Stride Freq. [Hz]	2.2	2.3	2.2	2.2	2.3	2.3	2.3						
Avg. Stride Length [m]	6.3	7.4	7.2	7.5	7.2	7.4	7.3						





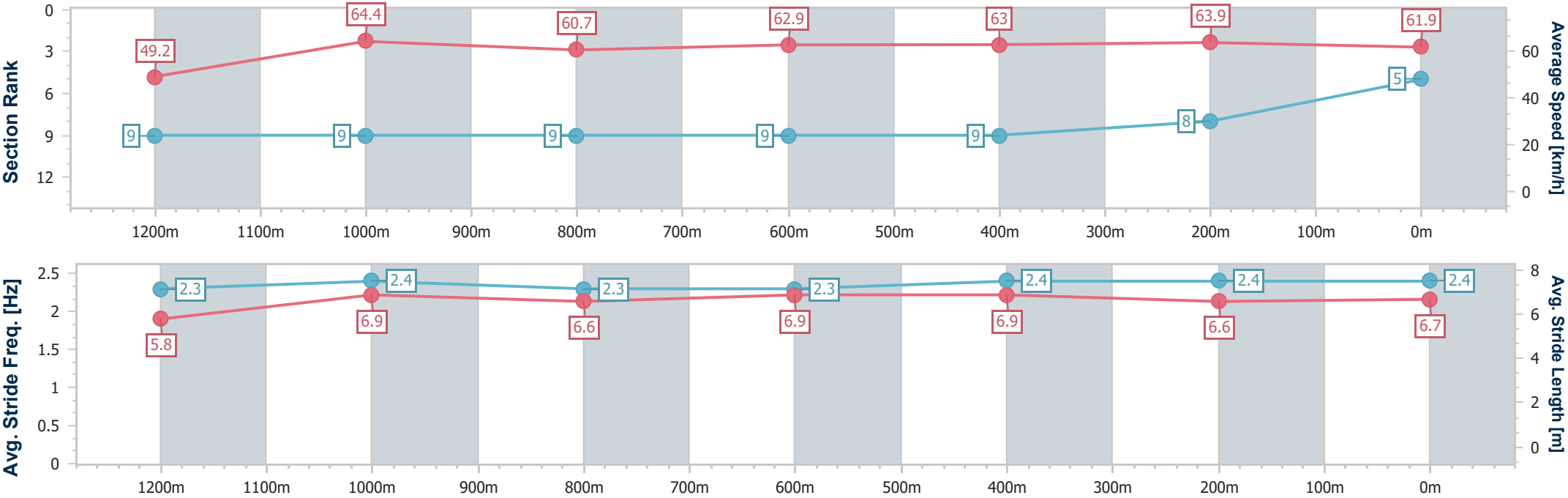
Horse/Jockey Name	Invisible Target
Final Rank	5
Fastest Section Time (Section)	0:11.35 (1200m)
Top Speed [km/h] (Section)	65.3 (1200m)
Race State	Finished



GattonProfessional
Race 3: FALVEY'S HOTEL GATTON RATINGS BAND 0 - 55
Handicap - 1400m
09 January 2026 - 12:57
Track Rating: Good 4, Weather: Fine, Rail Position: True



Section	Overall	1200m	1000m	800m	600m	400m	200m						
Section Times	1:24.22 [5] (0:14.70)	1:09.52 [9] (0:11.35)	0:58.17 [9] (0:12.00)	0:46.17 [9] (0:11.50)	0:34.67 [9] (0:11.61)	0:23.06 [9] (0:11.43)	0:11.63 [8] (0:11.63)						
Average Speed [km/h]	49.2	64.4	60.7	62.9	63.0	63.9	61.9						
Top Speed [km/h]	63.9	65.3	62.6	64.1	64.6	64.8	63.9						
Avg. Dist. to Rail [m]	6.2	2.6	2.9	2.5	3.0	7.2	11.3						
Avg. Stride Freq. [Hz]	2.3	2.4	2.3	2.3	2.4	2.4	2.4						
Avg. Stride Length [m]	5.8	6.9	6.6	6.9	6.9	6.6	6.7						





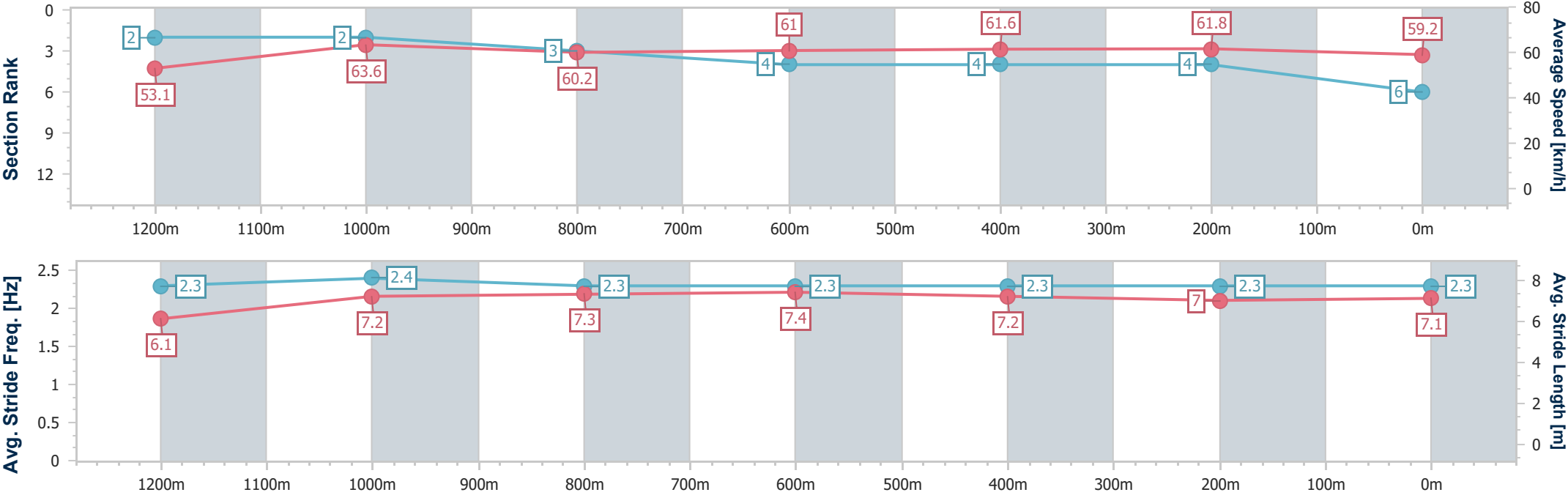
Horse/Jockey Name	Peach Galantes
Final Rank	6
Fastest Section Time (Section)	0:11.56 (1200m)
Top Speed [km/h] (Section)	65.9 (1200m)
Race State	Finished



GattonProfessional
Race 3: FALVEY'S HOTEL GATTON RATINGS BAND 0 - 55
Handicap - 1400m
09 January 2026 - 12:57
Track Rating: Good 4, Weather: Fine, Rail Position: True



Section	Overall	1200m	1000m	800m	600m	400m	200m						
Section Times	1:24.52 [6] (0:13.62)	1:10.90 [2] (0:11.56)	0:59.34 [2] (0:12.08)	0:47.26 [3] (0:11.83)	0:35.43 [4] (0:11.65)	0:23.78 [4] (0:11.63)	0:12.15 [4] (0:12.15)						
Average Speed [km/h]	53.1	63.6	60.2	61.0	61.6	61.8	59.2						
Top Speed [km/h]	65.9	65.9	61.1	61.6	62.1	63.2	60.8						
Avg. Dist. to Rail [m]	5.7	3.8	2.7	0.9	0.7	1.7	6.5						
Avg. Stride Freq. [Hz]	2.3	2.4	2.3	2.3	2.3	2.3	2.3						
Avg. Stride Length [m]	6.1	7.2	7.3	7.4	7.2	7.0	7.1						





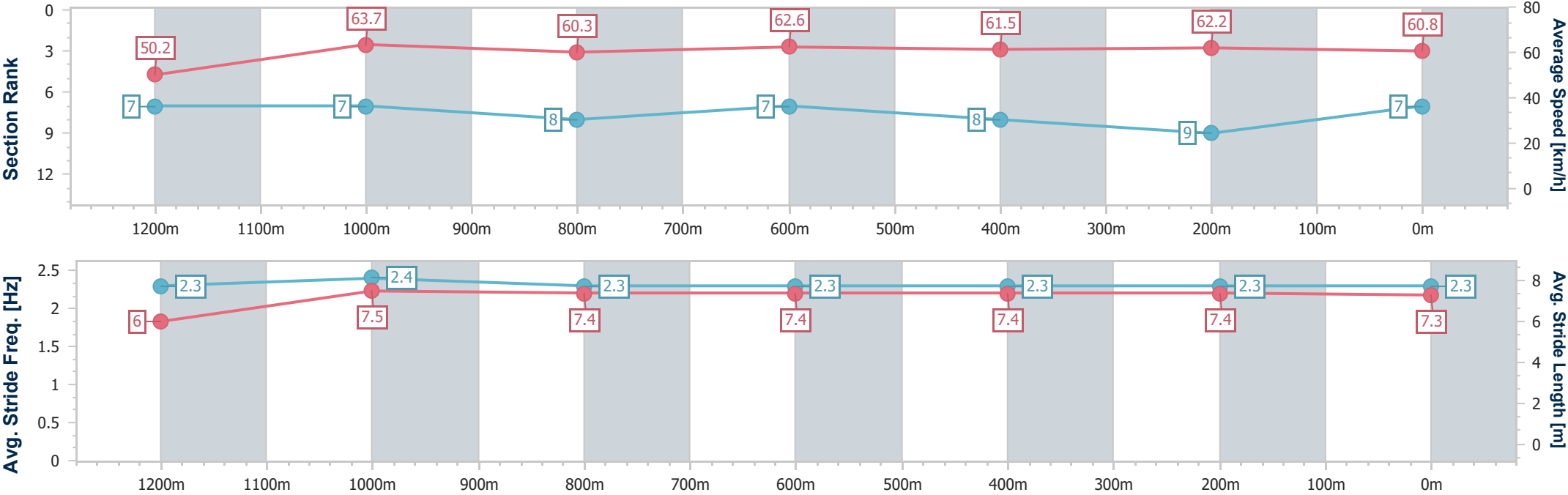
Horse/Jockey Name	Jediah
Final Rank	7
Fastest Section Time (Section)	0:11.42 (1200m)
Top Speed [km/h] (Section)	65.9 (1200m)
Race State	Finished



GattonProfessional
Race 3: FALVEY'S HOTEL GATTON RATINGS BAND 0 - 55
Handicap - 1400m
09 January 2026 - 12:57
Track Rating: Good 4, Weather: Fine, Rail Position: True



Section	Overall	1200m	1000m	800m	600m	400m	200m						
Section Times	1:24.62 [7] (0:14.41)	1:10.21 [7] (0:11.42)	0:58.79 [7] (0:12.04)	0:46.75 [8] (0:11.54)	0:35.21 [7] (0:11.70)	0:23.51 [8] (0:11.65)	0:11.86 [9] (0:11.86)						
Average Speed [km/h]	50.2	63.7	60.3	62.6	61.5	62.2	60.8						
Top Speed [km/h]	65.5	65.9	62.8	63.9	64.0	64.0	62.5						
Avg. Dist. to Rail [m]	5.8	2.4	2.4	1.0	0.8	4.2	5.9						
Avg. Stride Freq. [Hz]	2.3	2.4	2.3	2.3	2.3	2.3	2.3						
Avg. Stride Length [m]	6.0	7.5	7.4	7.4	7.4	7.4	7.3						





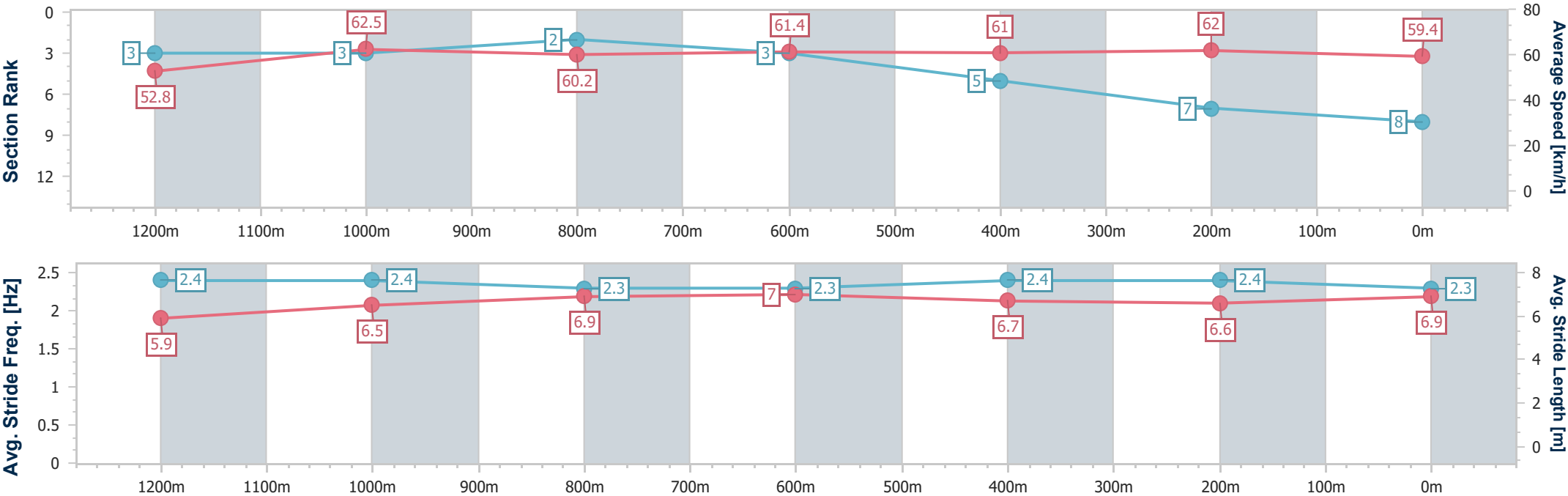
Horse/Jockey Name	Shot Down By Love
Final Rank	8
Fastest Section Time (Section)	0:11.58 (400m)
Top Speed [km/h] (Section)	65.9 (Overall)
Race State	Finished



GattonProfessional
Race 3: FALVEY'S HOTEL GATTON RATINGS BAND 0 - 55
Handicap - 1400m
09 January 2026 - 12:57
Track Rating: Good 4, Weather: Fine, Rail Position: True



Section	Overall	1200m	1000m	800m	600m	400m	200m						
Section Times	1:24.67 [8] (0:13.63)	1:11.04 [3] (0:11.64)	0:59.40 [3] (0:11.98)	0:47.42 [2] (0:11.81)	0:35.61 [3] (0:11.87)	0:23.74 [5] (0:11.58)	0:12.16 [7] (0:12.16)						
Average Speed [km/h]	52.8	62.5	60.2	61.4	61.0	62.0	59.4						
Top Speed [km/h]	65.9	65.8	62.0	62.4	62.4	62.9	61.2						
Avg. Dist. to Rail [m]	2.2	1.4	1.2	1.1	1.0	1.4	2.0						
Avg. Stride Freq. [Hz]	2.4	2.4	2.3	2.3	2.4	2.4	2.3						
Avg. Stride Length [m]	5.9	6.5	6.9	7.0	6.7	6.6	6.9						





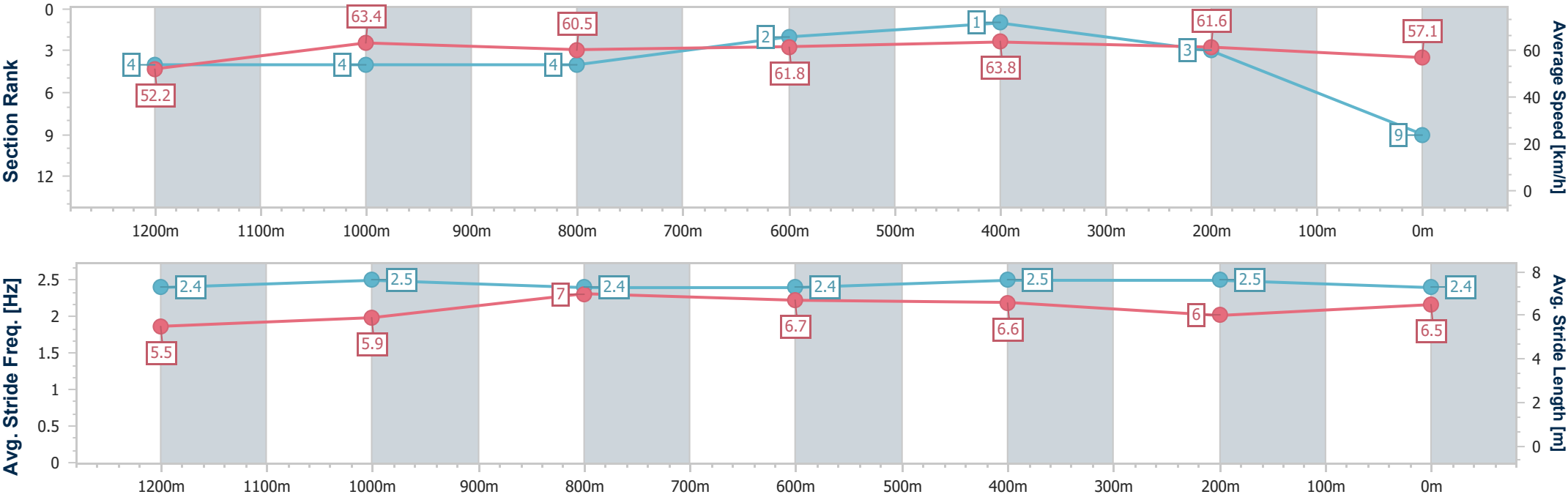
Horse/Jockey Name	Gold Dazzler
Final Rank	9
Fastest Section Time (Section)	0:11.50 (1200m)
Top Speed [km/h] (Section)	65.2 (Overall)
Race State	Finished



GattonProfessional
Race 3: FALVEY'S HOTEL GATTON RATINGS BAND 0 - 55
Handicap - 1400m
09 January 2026 - 12:57
Track Rating: Good 4, Weather: Fine, Rail Position: True



Section	Overall	1200m	1000m	800m	600m	400m	200m						
Section Times	1:24.87 [9] (0:13.81)	1:11.06 [4] (0:11.50)	0:59.56 [4] (0:12.00)	0:47.56 [4] (0:11.70)	0:35.86 [2] (0:11.52)	0:24.34 [1] (0:11.72)	0:12.62 [3] (0:12.62)						
Average Speed [km/h]	52.2	63.4	60.5	61.8	63.8	61.6	57.1						
Top Speed [km/h]	65.2	65.1	62.0	63.8	64.5	63.9	59.6						
Avg. Dist. to Rail [m]	4.0	1.9	2.2	2.3	2.8	3.3	5.6						
Avg. Stride Freq. [Hz]	2.4	2.5	2.4	2.4	2.5	2.5	2.4						
Avg. Stride Length [m]	5.5	5.9	7.0	6.7	6.6	6.0	6.5						





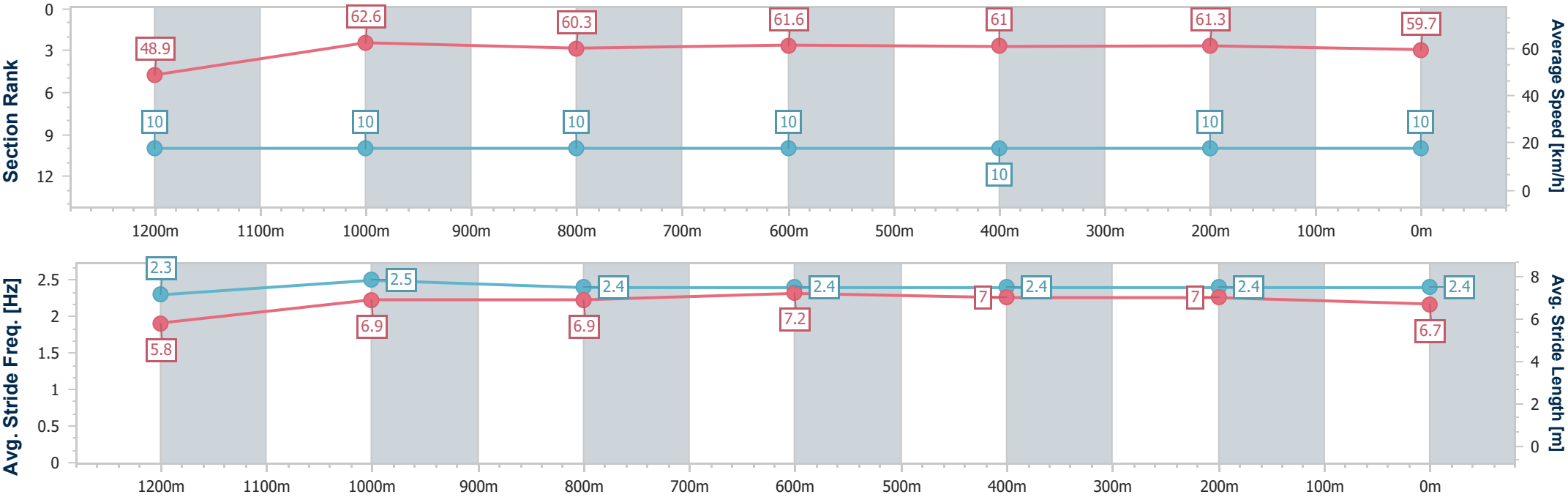
Horse/Jockey Name	Onomatopoeia
Final Rank	10
Fastest Section Time (Section)	0:11.61 (600m)
Top Speed [km/h] (Section)	64.1 (1200m)
Race State	Finished



GattonProfessional
Race 3: FALVEY'S HOTEL GATTON RATINGS BAND 0 - 55
Handicap - 1400m
09 January 2026 - 12:57
Track Rating: Good 4, Weather: Fine, Rail Position: True



Section	Overall	1200m	1000m	800m	600m	400m	200m						
Section Times	1:25.59 [10] (0:14.75)	1:10.84 [10] (0:11.76)	0:59.08 [10] (0:12.05)	0:47.03 [10] (0:11.64)	0:35.39 [10] (0:11.61)	0:23.78 [10] (0:11.66)	0:12.12 [10] (0:12.12)						
Average Speed [km/h]	48.9	62.6	60.3	61.6	61.0	61.3	59.7						
Top Speed [km/h]	61.7	64.1	61.4	62.3	62.0	62.6	61.8						
Avg. Dist. to Rail [m]	7.7	3.9	2.1	0.6	2.6	2.3	1.2						
Avg. Stride Freq. [Hz]	2.3	2.5	2.4	2.4	2.4	2.4	2.4						
Avg. Stride Length [m]	5.8	6.9	6.9	7.2	7.0	7.0	6.7						





GattonProfessional
Race 4: BARRIER REEF POOLS RATINGS BAND 0 - 55 Handicap - 1400m
09 January 2026 - 13:32



Track Rating: Good 4, Weather: Fine, Rail Position: True

Section		Overall				1200m	1000m	800m	600m	400m	Last 600m	
Field Times		1:23.45				1:09.85	0:58.59	0:46.86	0:35.32	0:23.52	0:35.32	
		(0:13.60)				(0:11.26)	(0:11.73)	(0:11.54)	(0:11.80)	(0:11.45)		
Rank	TAB	Horse/Jockey	Barrier	Top Speed [km/h]	Fastest Section							Distance Travelled [m]
1	2	TREASURER	6	67.0	0:11.37	1:23.45 [1]	1:09.61 [4]	0:58.24 [5]	0:46.60 [5]	0:35.15 [3]	0:23.52 [1]	0:35.15
		Justin Huxtable		1200m	1200m	(0:13.84)	(0:11.37)	(0:11.64)	(0:11.45)	(0:11.63)	(0:11.45)	
2	9	TRUCK STOP HONEY	1	67.1	0:11.20	1:23.59 [2]	1:09.93 [2]	0:58.73 [1]	0:47.00 [1]	0:35.45 [2]	0:23.65 [2]	0:35.45 -14
		Brandon Lerena		1200m	1200m	(0:13.66)	(0:11.20)	(0:11.73)	(0:11.55)	(0:11.80)	(0:11.47)	
3	6	SHOW ME THE STARS	10	67.6	0:11.32	1:23.82 [3]	1:09.73 [9]	0:58.31 [9]	0:46.79 [6]	0:35.08 [8]	0:23.27 [8]	0:35.08 +4
		Montana Philpot		1200m	400m	(0:14.09)	(0:11.42)	(0:11.52)	(0:11.71)	(0:11.81)	(0:11.32)	
4	7	LITTLE VAIN	13	67.4	0:11.31	1:24.24 [4]	1:10.36 [6]	0:59.05 [4]	0:47.44 [3]	0:35.71 [5]	0:23.80 [5]	0:35.71 +5
		Colleen Krahnen		1200m	1200m	(0:13.88)	(0:11.31)	(0:11.61)	(0:11.73)	(0:11.91)	(0:11.66)	
5	3	HAYAKU	9	65.9	0:11.45	1:24.36 [5]	1:10.10 [10]	0:58.65 [11]	0:47.08 [9]	0:35.52 [9]	0:23.72 [9]	0:35.52 -2
		Scott Sheargold		1200m	1200m	(0:14.26)	(0:11.45)	(0:11.57)	(0:11.56)	(0:11.80)	(0:11.68)	
6	4	HUSSON'S REVENGE	5	66.5	0:11.27	1:24.36 [6]	1:10.76 [1]	0:59.49 [2]	0:47.76 [2]	0:36.23 [1]	0:24.25 [3]	0:36.23 +2
		Sean Cormack		1200m	1200m	(0:13.60)	(0:11.27)	(0:11.73)	(0:11.53)	(0:11.98)	(0:11.84)	
7	11	REACHOVER	4	65.7	0:11.48	1:24.37 [7]	1:10.46 [8]	0:58.98 [7]	0:47.26 [8]	0:35.71 [7]	0:23.86 [7]	0:35.71 -5
		Wayne O'Connell		Overall	1200m	(0:13.91)	(0:11.48)	(0:11.72)	(0:11.55)	(0:11.85)	(0:11.66)	
8	5	DEFYING	3	65.9	0:11.47	1:24.77 [8]	1:10.89 [7]	0:59.42 [6]	0:47.67 [7]	0:36.16 [6]	0:24.27 [6]	0:36.16 -5
		Les Tilley		1200m	1200m	(0:13.88)	(0:11.47)	(0:11.75)	(0:11.51)	(0:11.89)	(0:11.99)	
9	10	FIELD AGENT	2	65.6	0:11.36	1:25.31 [9]	1:11.55 [3]	1:00.19 [3]	0:48.50 [4]	0:36.97 [4]	0:24.93 [4]	0:36.97 -10
		Jason Taylor		Overall	1200m	(0:13.76)	(0:11.36)	(0:11.69)	(0:11.53)	(0:12.04)	(0:12.06)	
10	8	ORCA	11	63.7	0:11.59	1:25.52 [10]	1:11.13 [12]	0:59.50 [12]	0:47.91 [12]	0:36.32 [11]	0:24.10 [12]	0:36.32 -1
		Georgina Cartwright		1200m	1000m	(0:14.39)	(0:11.63)	(0:11.59)	(0:11.59)	(0:12.22)	(0:11.89)	

Scratched: Jamaican (#13)



GattonProfessional
Race 4: BARRIER REEF POOLS RATINGS BAND 0 - 55 Handicap - 1400m
09 January 2026 - 13:32



Track Rating: Good 4, Weather: Fine, Rail Position: True

Section						Overall	1200m	1000m	800m	600m	400m	Last 600m	
Field Times						1:23.45 (0:13.60)	1:09.85 (0:11.26)	0:58.59 (0:11.73)	0:46.86 (0:11.54)	0:35.32 (0:11.80)	0:23.52 (0:11.45)	0:35.32	
Rank	TAB	Horse/Jockey	Barrier	Top Speed [km/h]	Fastest Section								Distance Travelled [m]
11	1	MISHANI PERSUASION	8	67.0	0:11.62	1:25.57 [11]	1:11.72 [5]	1:00.10 [8]	0:48.21 [10]	0:36.32 [12]	0:24.19 [11]	0:36.32	+5
		Bailie Baker		1200m	1200m	(0:13.85)	(0:11.62)	(0:11.89)	(0:11.89)	(0:12.13)	(0:11.86)		
12	12	TIDLER'S WISH	7	66.3	0:11.30	1:25.85 [12]	1:11.49 [11]	1:00.19 [10]	0:48.43 [11]	0:36.68 [10]	0:24.53 [10]	0:36.68	-9
		Damien Boche		1200m	1200m	(0:14.36)	(0:11.30)	(0:11.76)	(0:11.75)	(0:12.15)	(0:11.93)		

Scratched: Jamaican (#13)



GattonProfessional
Race 4: BARRIER REEF POOLS RATINGS BAND 0 - 55 Handicap - 1400m
09 January 2026 - 13:32



Track Rating: Good 4, Weather: Fine, Rail Position: True

Section Field Times				200m 0:12.07 (0:12.07)		Last 600m 0:35.32			
Rank	TAB	Horse/Jockey	Barrier	Top Speed [km/h]	Fastest Section	Margin			Distance Travelled [m]
1	2	TREASURER	6	67.0	0:11.37	0:12.07 [1]	1:23.45		0:35.15
		Justin Huxtable		1200m	1200m	(0:12.07)			
2	9	TRUCK STOP HONEY	1	67.1	0:11.20	0:12.18 [2]	0.83L		0:35.45 -14
		Brandon Lerena		1200m	1200m	(0:12.18)			
3	6	SHOW ME THE STARS	10	67.6	0:11.32	0:11.95 [3]	2.18L		0:35.08 +4
		Montana Philpot		1200m	400m	(0:11.95)			
4	7	LITTLE VAIN	13	67.4	0:11.31	0:12.14 [5]	4.68L		0:35.71 +5
		Colleen Krahnen		1200m	1200m	(0:12.14)			
5	3	HAYAKU	9	65.9	0:11.45	0:12.04 [7]	5.39L		0:35.52 -2
		Scott Sheargold		1200m	1200m	(0:12.04)			
6	4	HUSSON'S REVENGE	5	66.5	0:11.27	0:12.41 [4]	5.4L		0:36.23 +2
		Sean Cormack		1200m	1200m	(0:12.41)			
7	11	REACHOVER	4	65.7	0:11.48	0:12.20 [6]	5.42L		0:35.71 -5
		Wayne O'Connell		Overall	1200m	(0:12.20)			
8	5	DEFYING	3	65.9	0:11.47	0:12.28 [9]	7.8L		0:36.16 -5
		Les Tilley		1200m	1200m	(0:12.28)			
9	10	FIELD AGENT	2	65.6	0:11.36	0:12.87 [8]	10.95L		0:36.97 -10
		Jason Taylor		Overall	1200m	(0:12.87)			
10	8	ORCA	11	63.7	0:11.59	0:12.21 [12]	12.18L		0:36.32 -1
		Georgina Cartwright		1200m	1000m	(0:12.21)			

Scratched: Jamaican (#13)

Report Created: Fri 9 January 2026 13:56 GMT+10 (Note: Timing is based on position data)

Page 3/16

[] Ranking at each section and finish
-:-:- No data available at this section
NA No data available

SCN Saddle cloth number
DNF Did not finish
DNT Did not track

data processed by  TRIPLESDATA



GattonProfessional
Race 4: BARRIER REEF POOLS RATINGS BAND 0 - 55 Handicap - 1400m
09 January 2026 - 13:32



Track Rating: Good 4, Weather: Fine, Rail Position: True

Section						200m	Last 600m		
Field Times						0:12.07 (0:12.07)	0:35.32		
Rank	TAB	Horse/Jockey	Barrier	Top Speed [km/h]	Fastest Section	Margin		Distance Travelled [m]	
11	1	MISHANI PERSUASION	8	67.0	0:11.62	0:12.33 [10]	12.48L	0:36.32	+5
		Bailie Baker		1200m	1200m	(0:12.33)			
12	12	TIDLER'S WISH	7	66.3	0:11.30	0:12.60 [11]	14.14L	0:36.68	-9
		Damien Boche		1200m	1200m	(0:12.60)			

Scratched: Jamaican (#13)



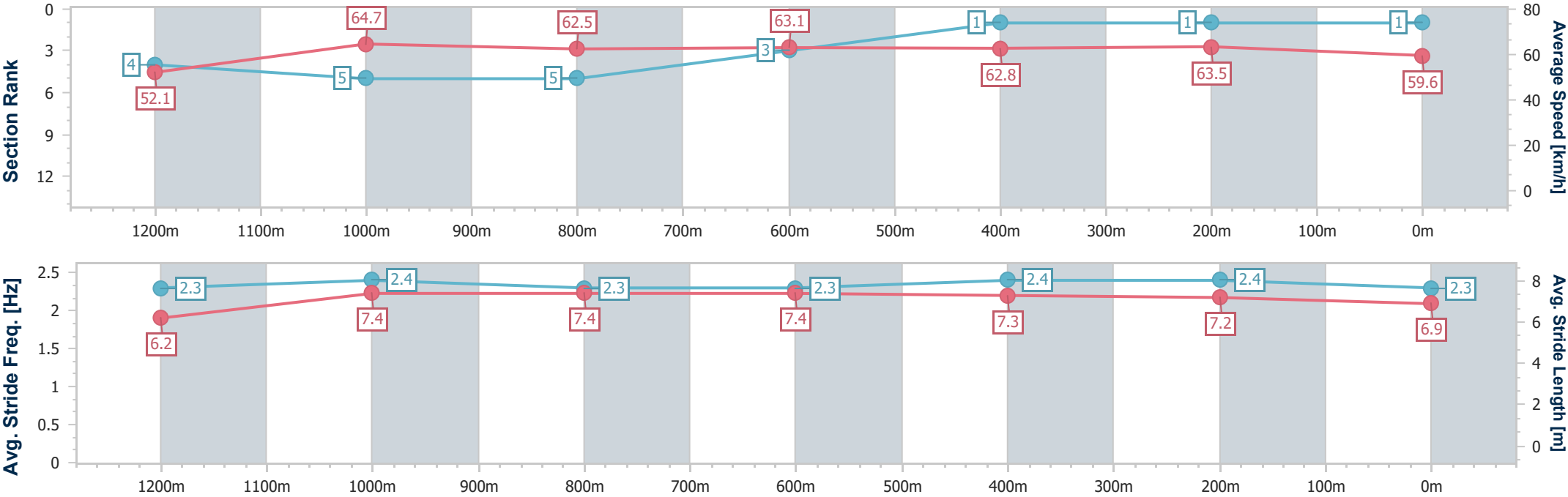
Horse/Jockey Name	Treasurer
Final Rank	1
Fastest Section Time (Section)	0:11.37 (1200m)
Top Speed [km/h] (Section)	67.0 (1200m)
Race State	Finished



GattonProfessional
Race 4: BARRIER REEF POOLS RATINGS BAND 0 - 55
Handicap - 1400m
09 January 2026 - 13:32
Track Rating: Good 4, Weather: Fine, Rail Position: True



Section	Overall	1200m	1000m	800m	600m	400m	200m						
Section Times	1:23.45 [1] (0:13.84)	1:09.61 [4] (0:11.37)	0:58.24 [5] (0:11.64)	0:46.60 [5] (0:11.45)	0:35.15 [3] (0:11.63)	0:23.52 [1] (0:11.45)	0:12.07 [1] (0:12.07)						
Average Speed [km/h]	52.1	64.7	62.5	63.1	62.8	63.5	59.6						
Top Speed [km/h]	66.6	67.0	63.2	64.0	64.1	64.8	62.4						
Avg. Dist. to Rail [m]	5.6	3.5	2.8	1.7	2.8	4.7	4.6						
Avg. Stride Freq. [Hz]	2.3	2.4	2.3	2.3	2.4	2.4	2.3						
Avg. Stride Length [m]	6.2	7.4	7.4	7.4	7.3	7.2	6.9						





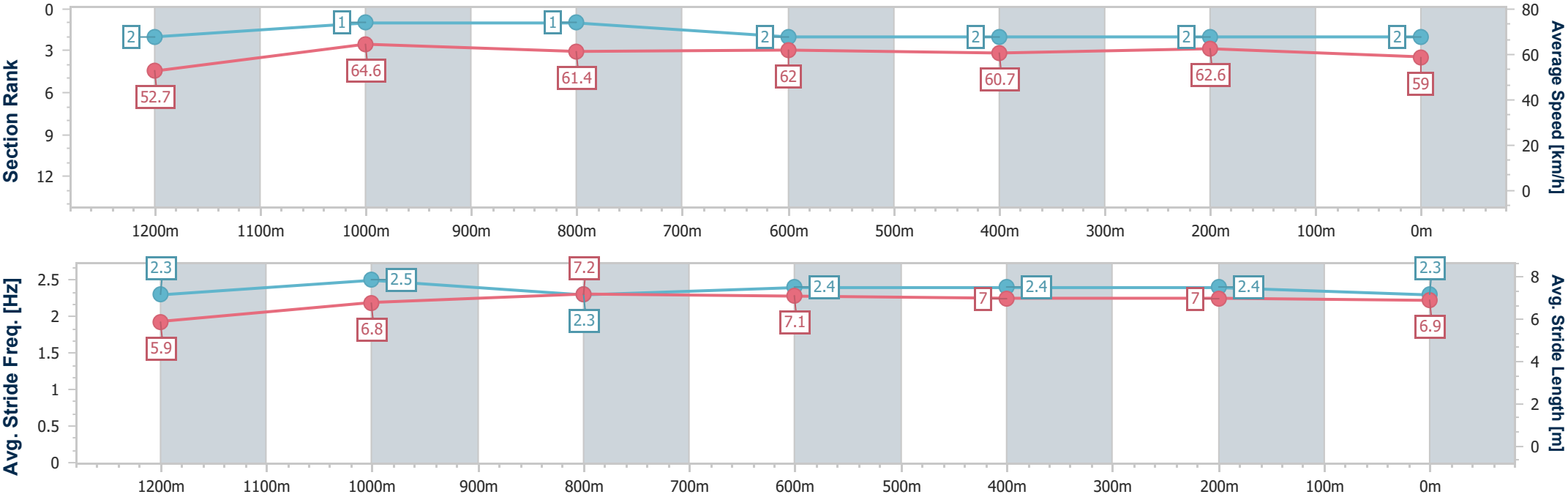
Horse/Jockey Name	Truck Stop Honey
Final Rank	2
Fastest Section Time (Section)	0:11.20 (1200m)
Top Speed [km/h] (Section)	67.1 (1200m)
Race State	Finished



GattonProfessional
Race 4: BARRIER REEF POOLS RATINGS BAND 0 - 55
Handicap - 1400m
09 January 2026 - 13:32
Track Rating: Good 4, Weather: Fine, Rail Position: True



Section	Overall	1200m	1000m	800m	600m	400m	200m						
Section Times	1:23.59 [2] (0:13.66)	1:09.93 [2] (0:11.20)	0:58.73 [1] (0:11.73)	0:47.00 [1] (0:11.55)	0:35.45 [2] (0:11.80)	0:23.65 [2] (0:11.47)	0:12.18 [2] (0:12.18)						
Average Speed [km/h]	52.7	64.6	61.4	62.0	60.7	62.6	59.0						
Top Speed [km/h]	66.4	67.1	62.6	63.3	62.2	63.6	61.4						
Avg. Dist. to Rail [m]	1.4	0.7	0.3	1.1	1.5	0.7	1.0						
Avg. Stride Freq. [Hz]	2.3	2.5	2.3	2.4	2.4	2.4	2.3						
Avg. Stride Length [m]	5.9	6.8	7.2	7.1	7.0	7.0	6.9						





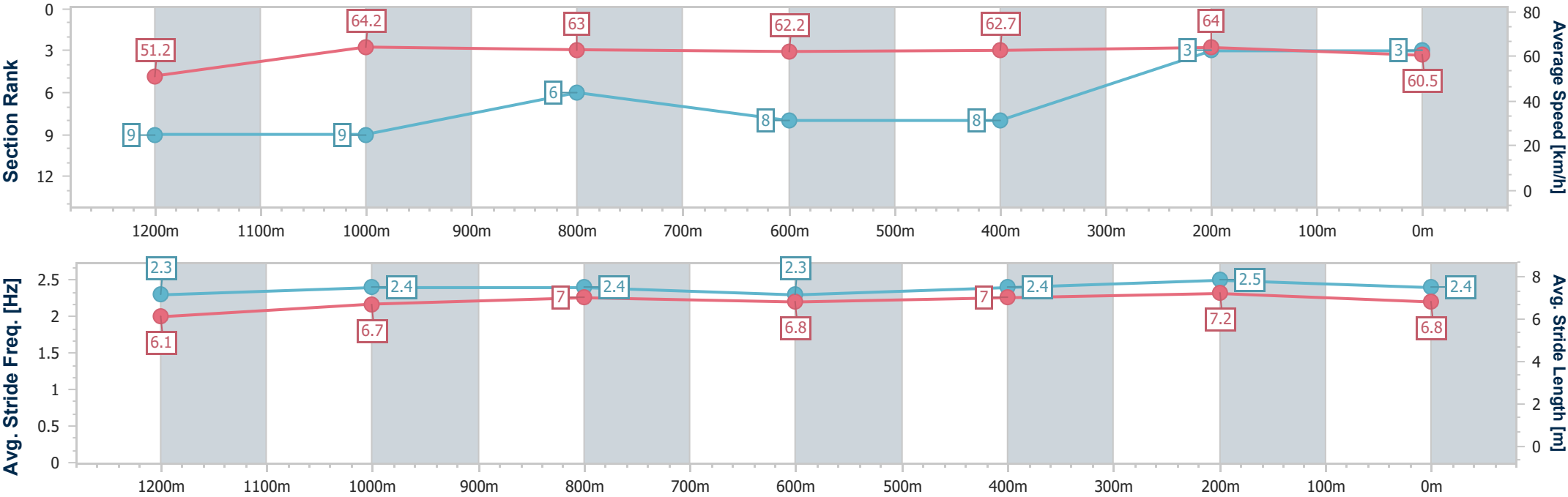
Horse/Jockey Name	Show Me The Stars
Final Rank	3
Fastest Section Time (Section)	0:11.32 (400m)
Top Speed [km/h] (Section)	67.6 (1200m)
Race State	Finished



GattonProfessional
Race 4: BARRIER REEF POOLS RATINGS BAND 0 - 55
Handicap - 1400m
09 January 2026 - 13:32
Track Rating: Good 4, Weather: Fine, Rail Position: True



Section	Overall	1200m	1000m	800m	600m	400m	200m						
Section Times	1:23.82 [3] (0:14.09)	1:09.73 [9] (0:11.42)	0:58.31 [9] (0:11.52)	0:46.79 [6] (0:11.71)	0:35.08 [8] (0:11.81)	0:23.27 [8] (0:11.32)	0:11.95 [3] (0:11.95)						
Average Speed [km/h]	51.2	64.2	63.0	62.2	62.7	64.0	60.5						
Top Speed [km/h]	66.8	67.6	64.1	63.3	64.0	64.9	62.8						
Avg. Dist. to Rail [m]	8.1	3.2	3.2	3.0	4.4	6.1	6.1						
Avg. Stride Freq. [Hz]	2.3	2.4	2.4	2.3	2.4	2.5	2.4						
Avg. Stride Length [m]	6.1	6.7	7.0	6.8	7.0	7.2	6.8						





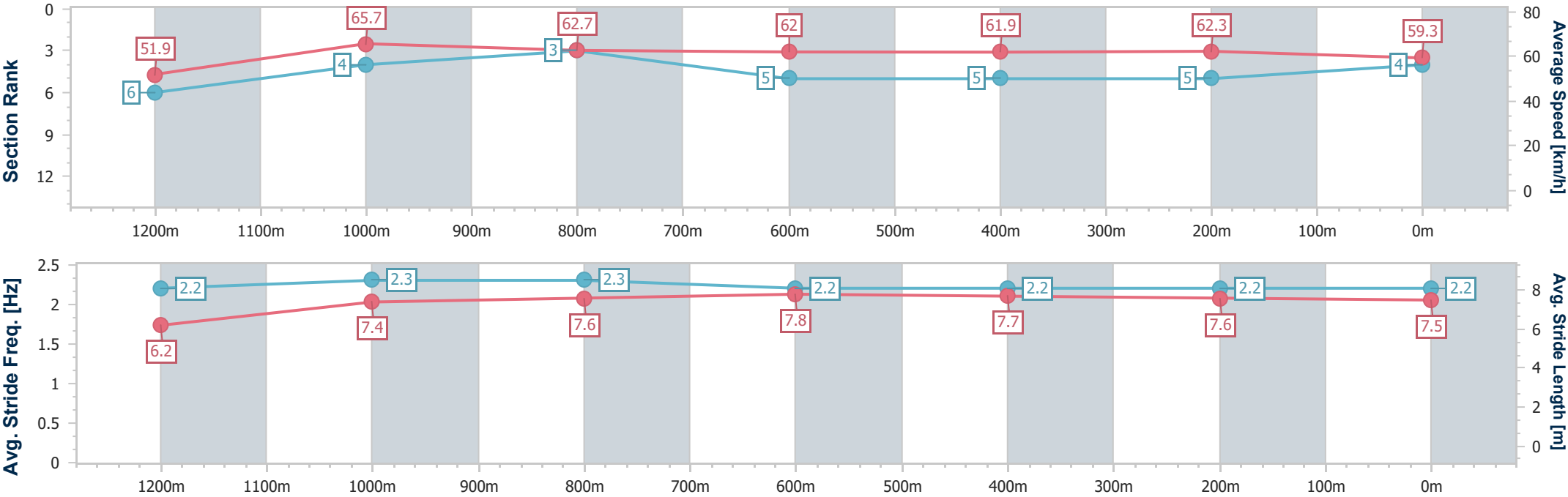
Horse/Jockey Name	Little Vain
Final Rank	4
Fastest Section Time (Section)	0:11.31 (1200m)
Top Speed [km/h] (Section)	67.4 (1200m)
Race State	Finished



GattonProfessional
Race 4: BARRIER REEF POOLS RATINGS BAND 0 - 55
Handicap - 1400m
09 January 2026 - 13:32
Track Rating: Good 4, Weather: Fine, Rail Position: True



Section	Overall	1200m	1000m	800m	600m	400m	200m						
Section Times	1:24.24 [4] (0:13.88)	1:10.36 [6] (0:11.31)	0:59.05 [4] (0:11.61)	0:47.44 [3] (0:11.73)	0:35.71 [5] (0:11.91)	0:23.80 [5] (0:11.66)	0:12.14 [5] (0:12.14)						
Average Speed [km/h]	51.9	65.7	62.7	62.0	61.9	62.3	59.3						
Top Speed [km/h]	67.1	67.4	64.2	63.0	63.1	63.1	61.2						
Avg. Dist. to Rail [m]	10.6	4.7	3.2	3.5	4.0	6.1	8.6						
Avg. Stride Freq. [Hz]	2.2	2.3	2.3	2.2	2.2	2.2	2.2						
Avg. Stride Length [m]	6.2	7.4	7.6	7.8	7.7	7.6	7.5						





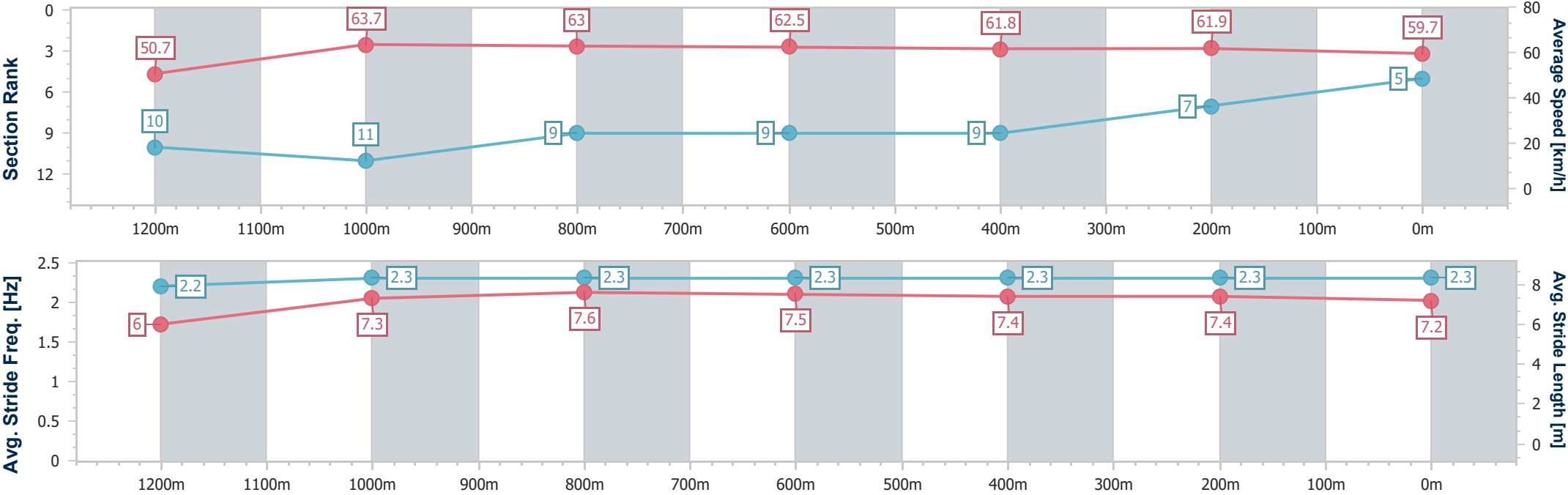
Horse/Jockey Name	Hayaku
Final Rank	5
Fastest Section Time (Section)	0:11.45 (1200m)
Top Speed [km/h] (Section)	65.9 (1200m)
Race State	Finished



GattonProfessional
Race 4: BARRIER REEF POOLS RATINGS BAND 0 - 55
Handicap - 1400m
09 January 2026 - 13:32
Track Rating: Good 4, Weather: Fine, Rail Position: True



Section	Overall	1200m	1000m	800m	600m	400m	200m						
Section Times	1:24.36 [5] (0:14.26)	1:10.10 [10] (0:11.45)	0:58.65 [11] (0:11.57)	0:47.08 [9] (0:11.56)	0:35.52 [9] (0:11.80)	0:23.72 [9] (0:11.68)	0:12.04 [7] (0:12.04)						
Average Speed [km/h]	50.7	63.7	63.0	62.5	61.8	61.9	59.7						
Top Speed [km/h]	65.8	65.9	63.4	63.6	63.3	62.9	61.8						
Avg. Dist. to Rail [m]	6.2	2.5	2.5	1.8	2.1	2.9	4.2						
Avg. Stride Freq. [Hz]	2.2	2.3	2.3	2.3	2.3	2.3	2.3						
Avg. Stride Length [m]	6.0	7.3	7.6	7.5	7.4	7.4	7.2						





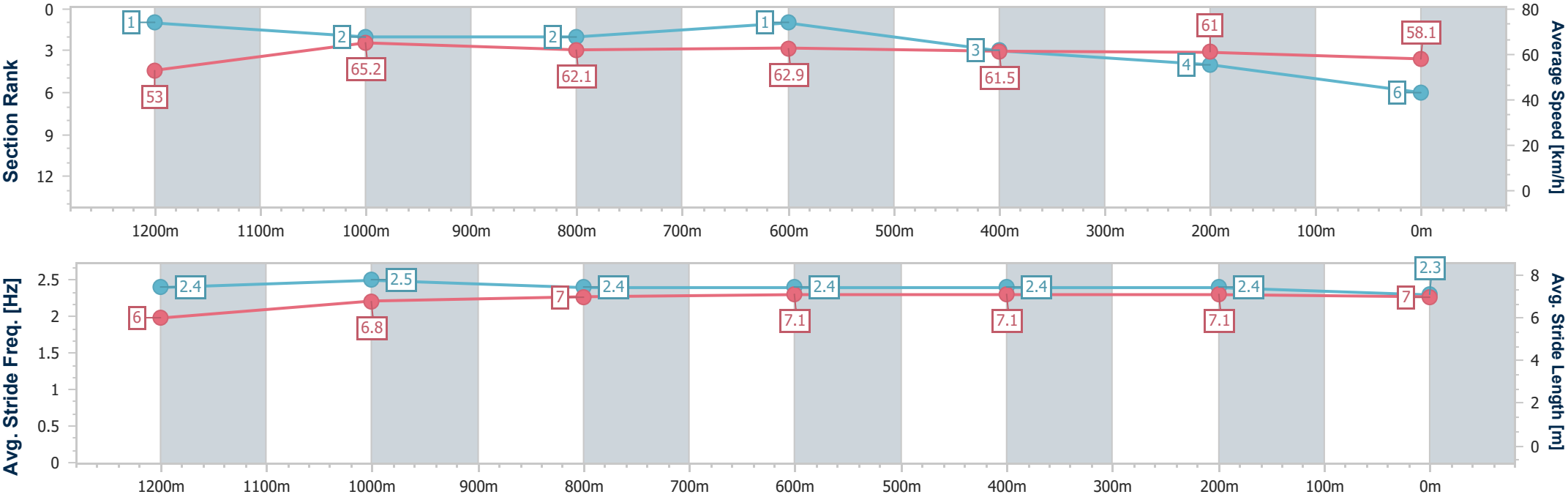
Horse/Jockey Name	Husson's Revenge
Final Rank	6
Fastest Section Time (Section)	0:11.27 (1200m)
Top Speed [km/h] (Section)	66.5 (1200m)
Race State	Finished



GattonProfessional
Race 4: BARRIER REEF POOLS RATINGS BAND 0 - 55
Handicap - 1400m
09 January 2026 - 13:32
Track Rating: Good 4, Weather: Fine, Rail Position: True



Section	Overall	1200m	1000m	800m	600m	400m	200m						
Section Times	1:24.36 [6] (0:13.60)	1:10.76 [1] (0:11.27)	0:59.49 [2] (0:11.73)	0:47.76 [2] (0:11.53)	0:36.23 [1] (0:11.98)	0:24.25 [3] (0:11.84)	0:12.41 [4] (0:12.41)						
Average Speed [km/h]	53.0	65.2	62.1	62.9	61.5	61.0	58.1						
Top Speed [km/h]	66.3	66.5	63.5	63.4	62.8	62.1	60.5						
Avg. Dist. to Rail [m]	4.3	3.2	3.2	4.0	4.0	2.3	3.1						
Avg. Stride Freq. [Hz]	2.4	2.5	2.4	2.4	2.4	2.4	2.3						
Avg. Stride Length [m]	6.0	6.8	7.0	7.1	7.1	7.1	7.0						





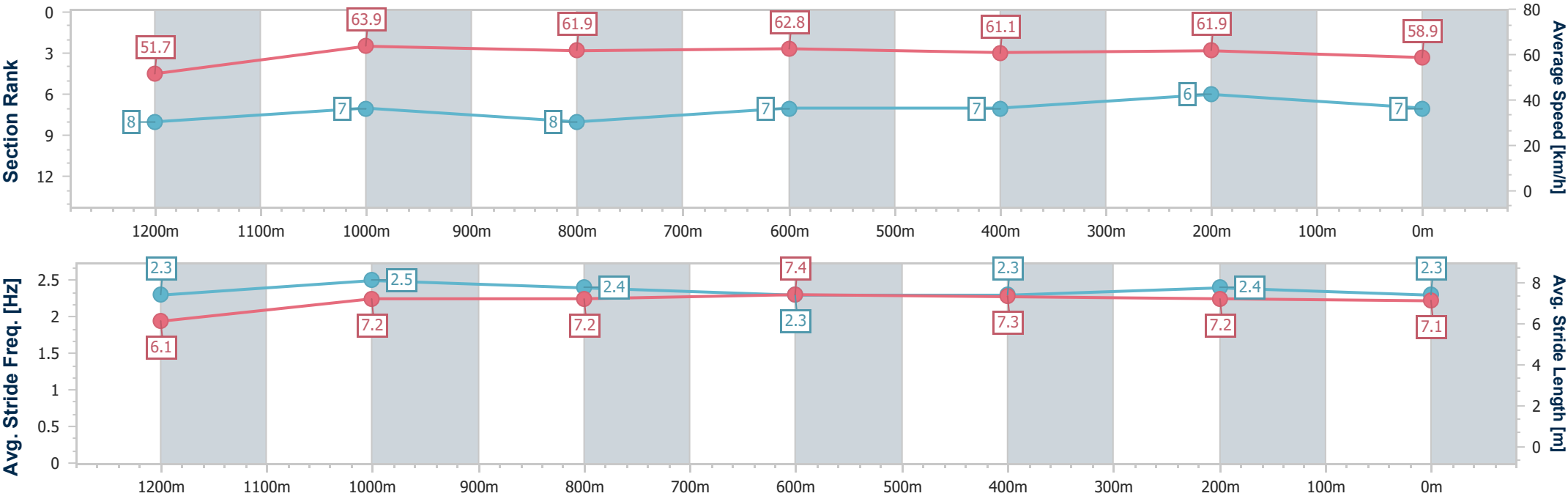
Horse/Jockey Name	Reachover
Final Rank	7
Fastest Section Time (Section)	0:11.48 (1200m)
Top Speed [km/h] (Section)	65.7 (Overall)
Race State	Finished



GattonProfessional
Race 4: BARRIER REEF POOLS RATINGS BAND 0 - 55
Handicap - 1400m
09 January 2026 - 13:32
Track Rating: Good 4, Weather: Fine, Rail Position: True



Section	Overall	1200m	1000m	800m	600m	400m	200m						
Section Times	1:24.37 [7] (0:13.91)	1:10.46 [8] (0:11.48)	0:58.98 [7] (0:11.72)	0:47.26 [8] (0:11.55)	0:35.71 [7] (0:11.85)	0:23.86 [7] (0:11.66)	0:12.20 [6] (0:12.20)						
Average Speed [km/h]	51.7	63.9	61.9	62.8	61.1	61.9	58.9						
Top Speed [km/h]	65.7	65.7	62.7	64.0	62.9	63.0	60.5						
Avg. Dist. to Rail [m]	4.2	2.9	2.7	1.2	0.9	2.0	4.7						
Avg. Stride Freq. [Hz]	2.3	2.5	2.4	2.3	2.3	2.4	2.3						
Avg. Stride Length [m]	6.1	7.2	7.2	7.4	7.3	7.2	7.1						





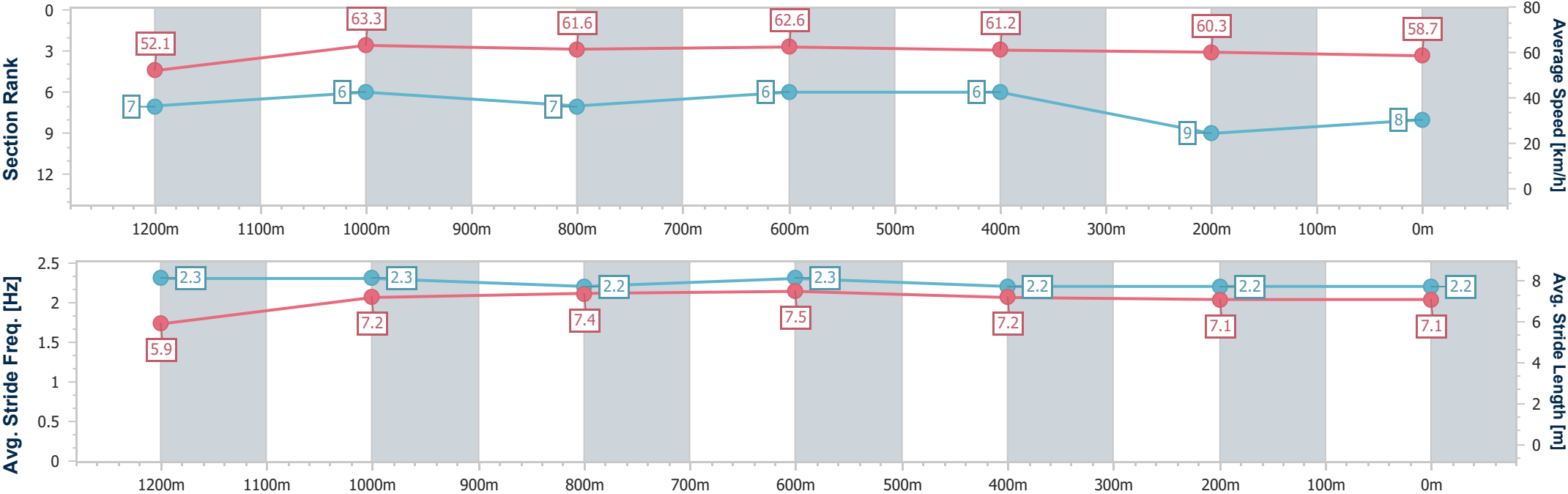
Horse/Jockey Name	Defying
Final Rank	8
Fastest Section Time (Section)	0:11.47 (1200m)
Top Speed [km/h] (Section)	65.9 (1200m)
Race State	Finished



GattonProfessional
Race 4: BARRIER REEF POOLS RATINGS BAND 0 - 55
Handicap - 1400m
09 January 2026 - 13:32
Track Rating: Good 4, Weather: Fine, Rail Position: True



Section	Overall	1200m	1000m	800m	600m	400m	200m						
Section Times	1:24.77 [8] (0:13.88)	1:10.89 [7] (0:11.47)	0:59.42 [6] (0:11.75)	0:47.67 [7] (0:11.51)	0:36.16 [6] (0:11.89)	0:24.27 [6] (0:11.99)	0:12.28 [9] (0:12.28)						
Average Speed [km/h]	52.1	63.3	61.6	62.6	61.2	60.3	58.7						
Top Speed [km/h]	65.1	65.9	63.3	63.7	62.1	62.3	61.6						
Avg. Dist. to Rail [m]	2.8	1.8	1.6	1.2	1.5	3.1	3.9						
Avg. Stride Freq. [Hz]	2.3	2.3	2.2	2.3	2.2	2.2	2.2						
Avg. Stride Length [m]	5.9	7.2	7.4	7.5	7.2	7.1	7.1						





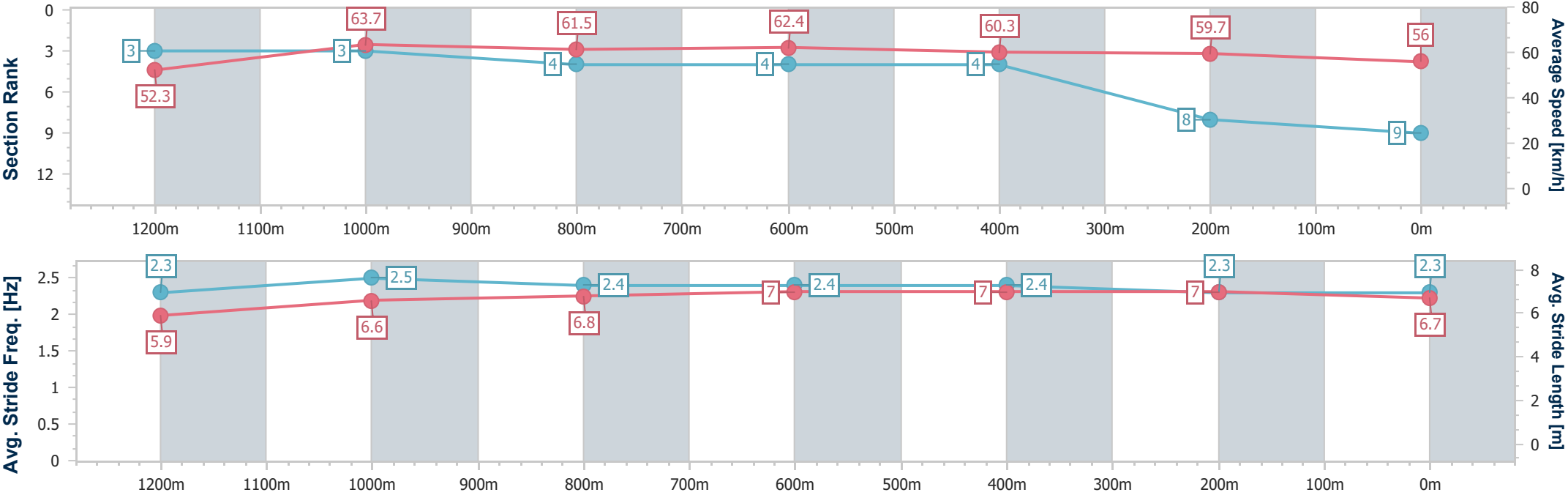
Horse/Jockey Name	Field Agent
Final Rank	9
Fastest Section Time (Section)	0:11.36 (1200m)
Top Speed [km/h] (Section)	65.6 (Overall)
Race State	Finished



GattonProfessional
Race 4: BARRIER REEF POOLS RATINGS BAND 0 - 55
Handicap - 1400m
09 January 2026 - 13:32
Track Rating: Good 4, Weather: Fine, Rail Position: True



Section	Overall	1200m	1000m	800m	600m	400m	200m						
Section Times	1:25.31 [9] (0:13.76)	1:11.55 [3] (0:11.36)	1:00.19 [3] (0:11.69)	0:48.50 [4] (0:11.53)	0:36.97 [4] (0:12.04)	0:24.93 [4] (0:12.06)	0:12.87 [8] (0:12.87)						
Average Speed [km/h]	52.3	63.7	61.5	62.4	60.3	59.7	56.0						
Top Speed [km/h]	65.6	65.5	62.8	63.4	61.8	61.5	58.6						
Avg. Dist. to Rail [m]	1.6	0.5	0.2	0.7	1.3	1.2	1.9						
Avg. Stride Freq. [Hz]	2.3	2.5	2.4	2.4	2.4	2.3	2.3						
Avg. Stride Length [m]	5.9	6.6	6.8	7.0	7.0	7.0	6.7						





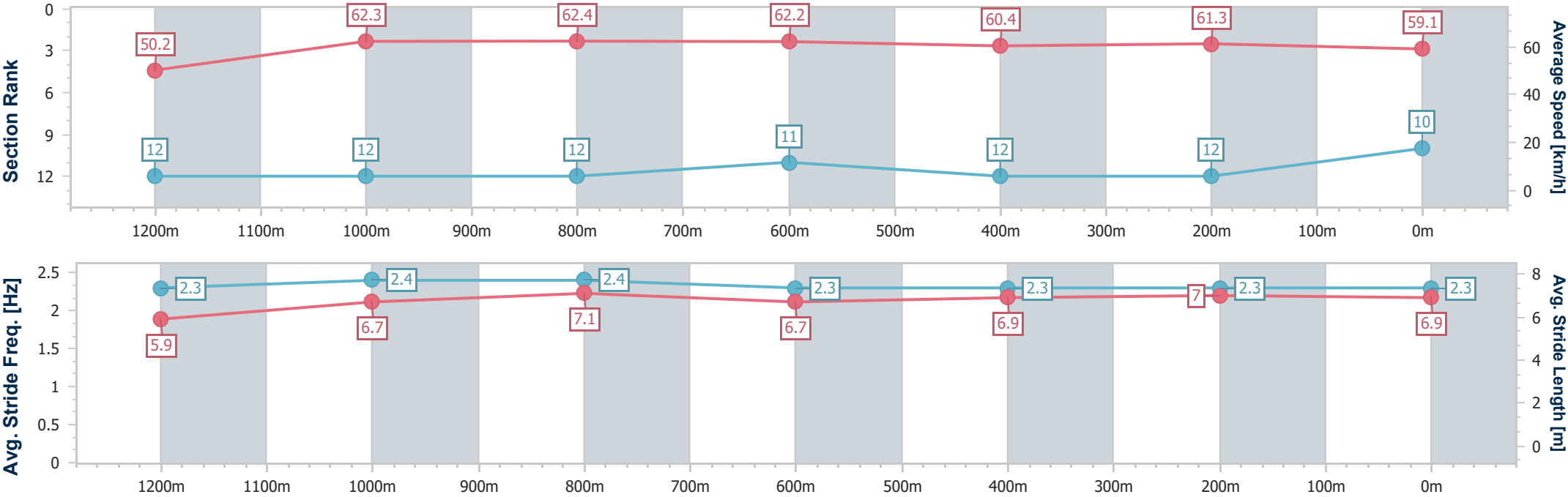
Horse/Jockey Name	Orca
Final Rank	10
Fastest Section Time (Section)	0:11.59 (1000m)
Top Speed [km/h] (Section)	63.7 (1200m)
Race State	Finished



GattonProfessional
Race 4: BARRIER REEF POOLS RATINGS BAND 0 - 55
Handicap - 1400m
09 January 2026 - 13:32
Track Rating: Good 4, Weather: Fine, Rail Position: True



Section	Overall	1200m	1000m	800m	600m	400m	200m						
Section Times	1:25.52 [10] (0:14.39)	1:11.13 [12] (0:11.63)	0:59.50 [12] (0:11.59)	0:47.91 [12] (0:11.59)	0:36.32 [11] (0:12.22)	0:24.10 [12] (0:11.89)	0:12.21 [12] (0:12.21)						
Average Speed [km/h]	50.2	62.3	62.4	62.2	60.4	61.3	59.1						
Top Speed [km/h]	63.1	63.7	63.2	63.0	61.5	61.8	60.7						
Avg. Dist. to Rail [m]	9.1	1.6	1.0	1.2	4.0	6.5	6.2						
Avg. Stride Freq. [Hz]	2.3	2.4	2.4	2.3	2.3	2.3	2.3						
Avg. Stride Length [m]	5.9	6.7	7.1	6.7	6.9	7.0	6.9						





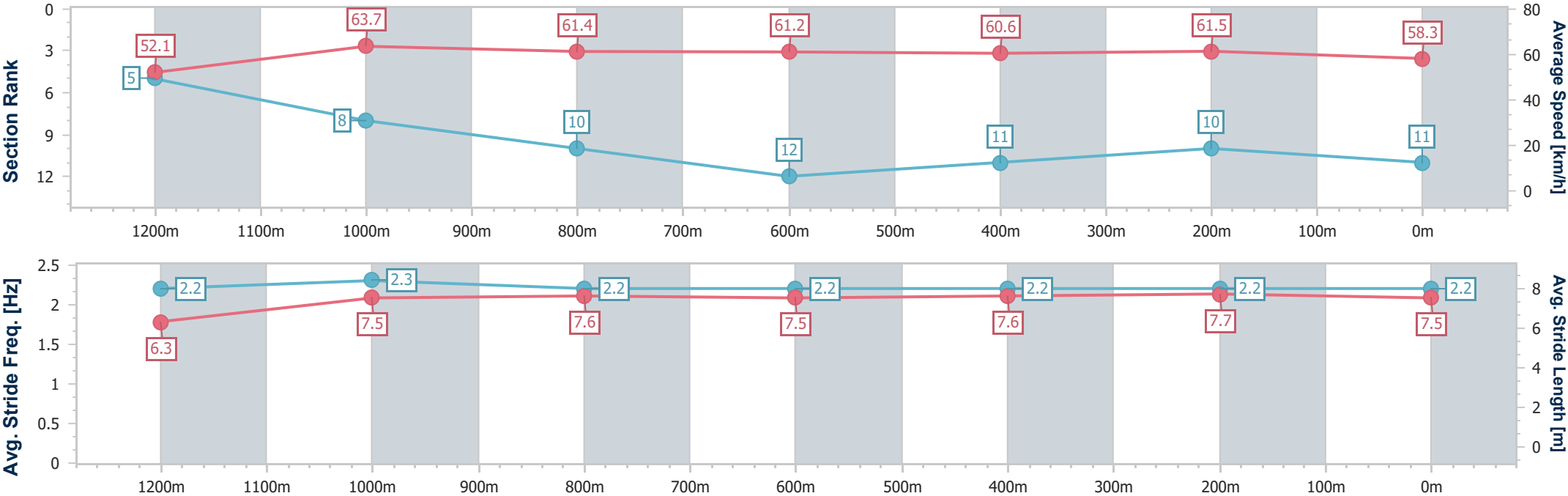
Horse/Jockey Name	Mishani Persuasion
Final Rank	11
Fastest Section Time (Section)	0:11.62 (1200m)
Top Speed [km/h] (Section)	67.0 (1200m)
Race State	Finished



GattonProfessional
Race 4: BARRIER REEF POOLS RATINGS BAND 0 - 55
Handicap - 1400m
09 January 2026 - 13:32
Track Rating: Good 4, Weather: Fine, Rail Position: True



Section	Overall	1200m	1000m	800m	600m	400m	200m						
Section Times	1:25.57 [11] (0:13.85)	1:11.72 [5] (0:11.62)	1:00.10 [8] (0:11.89)	0:48.21 [10] (0:11.89)	0:36.32 [12] (0:12.13)	0:24.19 [11] (0:11.86)	0:12.33 [10] (0:12.33)						
Average Speed [km/h]	52.1	63.7	61.4	61.2	60.6	61.5	58.3						
Top Speed [km/h]	66.9	67.0	62.6	62.3	61.2	61.8	61.3						
Avg. Dist. to Rail [m]	7.3	4.6	4.4	3.3	3.5	5.0	5.6						
Avg. Stride Freq. [Hz]	2.2	2.3	2.2	2.2	2.2	2.2	2.2						
Avg. Stride Length [m]	6.3	7.5	7.6	7.5	7.6	7.7	7.5						





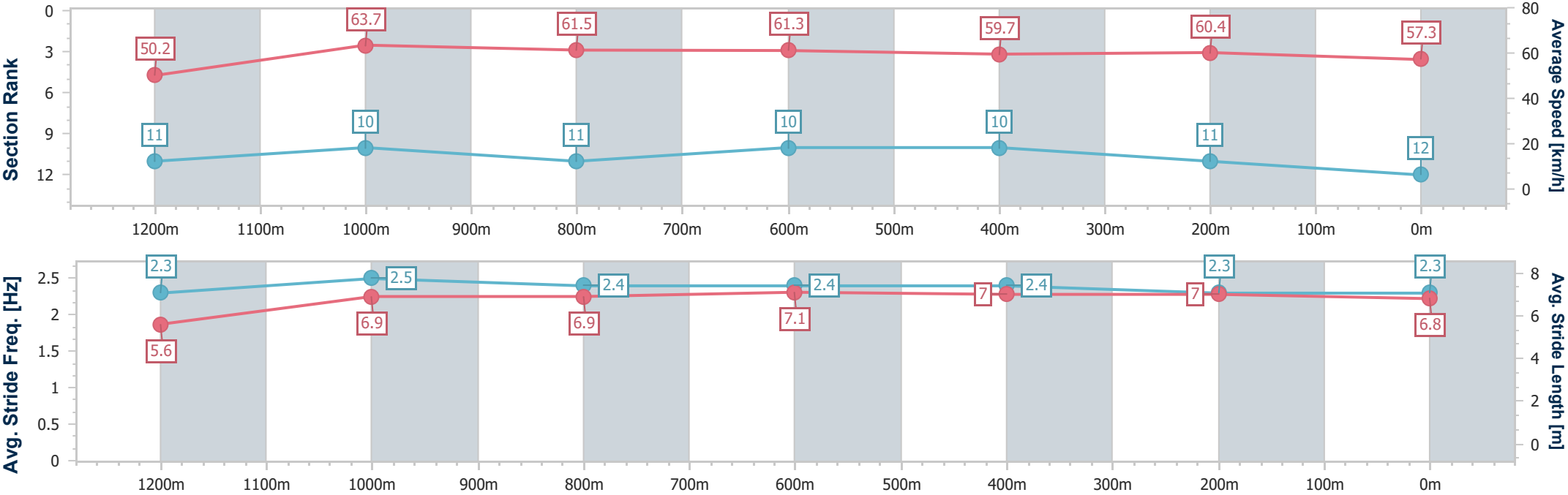
Horse/Jockey Name	Tidler's Wish
Final Rank	12
Fastest Section Time (Section)	0:11.30 (1200m)
Top Speed [km/h] (Section)	66.3 (1200m)
Race State	Finished



GattonProfessional
Race 4: BARRIER REEF POOLS RATINGS BAND 0 - 55
Handicap - 1400m
09 January 2026 - 13:32
Track Rating: Good 4, Weather: Fine, Rail Position: True



Section	Overall	1200m	1000m	800m	600m	400m	200m						
Section Times	1:25.85 [12] (0:14.36)	1:11.49 [11] (0:11.30)	1:00.19 [10] (0:11.76)	0:48.43 [11] (0:11.75)	0:36.68 [10] (0:12.15)	0:24.53 [10] (0:11.93)	0:12.60 [11] (0:12.60)						
Average Speed [km/h]	50.2	63.7	61.5	61.3	59.7	60.4	57.3						
Top Speed [km/h]	65.4	66.3	63.0	62.7	61.0	61.0	60.4						
Avg. Dist. to Rail [m]	4.3	0.3	0.7	0.8	0.8	2.1	2.6						
Avg. Stride Freq. [Hz]	2.3	2.5	2.4	2.4	2.4	2.3	2.3						
Avg. Stride Length [m]	5.6	6.9	6.9	7.1	7.0	7.0	6.8						





GattonProfessional

Race 5: QN HOTEL LAIDLEY Class 2 Handicap - 1600m

09 January 2026 - 14:06



LOCKYER VALLEY
TURF CLUB

Track Rating: Good 4, Weather: Fine, Rail Position: True

Section		Overall				1400m	1200m	1000m	800m	600m	400m	Last 600m	Distance Travelled [m]
Field Times		1:37.81 (0:14.36)				1:23.45 (0:11.85)	1:11.60 (0:12.29)	0:59.31 (0:12.59)	0:46.72 (0:11.74)	0:34.98 (0:11.71)	0:23.27 (0:11.62)	0:34.98	
Rank	TAB	Horse/Jockey	Barrier	Top Speed [km/h]	Fastest Section								
1	3	LUCONI	8	65.4	0:11.29	1:37.81 [1]	1:23.14 [6]	1:10.85 [6]	0:58.58 [6]	0:46.07 [6]	0:34.26 [7]	0:22.60 [6]	0:34.26
		Brandon Lerena		400m	200m	(0:14.67)	(0:12.29)	(0:12.27)	(0:12.51)	(0:11.81)	(0:11.66)	(0:11.31)	
2	2	FIRE AND LIGHT	9	67.0	0:11.07	1:37.82 [2]	1:22.71 [10]	1:10.44 [11]	0:58.14 [11]	0:45.78 [11]	0:33.90 [11]	0:22.35 [9]	0:33.90 -6
		Colleen Krahn		400m	400m	(0:15.11)	(0:12.27)	(0:12.30)	(0:12.36)	(0:11.88)	(0:11.55)	(0:11.07)	
3	6	STANDLEE	3	63.9	0:11.46	1:37.93 [3]	1:23.46 [3]	1:11.30 [3]	0:59.04 [3]	0:46.51 [3]	0:34.83 [3]	0:23.18 [3]	0:34.83 -1
		Sean Cormack		400m	400m	(0:14.47)	(0:12.16)	(0:12.26)	(0:12.53)	(0:11.68)	(0:11.65)	(0:11.46)	
4	10	BOLD TYRANT	2	64.3	0:11.38	1:38.14 [4]	1:23.41 [7]	1:11.13 [7]	0:58.81 [7]	0:46.36 [7]	0:34.54 [8]	0:22.93 [7]	0:34.54 -8
		Baillie Baker		400m	400m	(0:14.73)	(0:12.28)	(0:12.32)	(0:12.45)	(0:11.82)	(0:11.61)	(0:11.38)	
5	4	SAMURAI WARRIOR	1	64.3	0:11.42	1:38.20 [5]	1:23.65 [5]	1:11.53 [5]	0:59.22 [5]	0:46.72 [5]	0:34.88 [5]	0:23.16 [5]	0:34.88 -3
		Reece O'Connell		400m	400m	(0:14.55)	(0:12.12)	(0:12.31)	(0:12.50)	(0:11.84)	(0:11.72)	(0:11.42)	
6	5	AOOM'S CHOICE	12	64.7	0:11.46	1:38.22 [6]	1:23.79 [2]	1:11.59 [3]	0:59.28 [4]	0:46.79 [4]	0:34.91 [4]	0:23.24 [4]	0:34.91 +5
		Kayla Barker		600m	400m	(0:14.43)	(0:12.20)	(0:12.31)	(0:12.49)	(0:11.88)	(0:11.67)	(0:11.46)	
7	13	ROCK LOBSTER	6	64.1	0:11.67	1:38.36 [7]	1:24.00 [1]	1:12.15 [1]	0:59.86 [1]	0:47.27 [1]	0:35.53 [1]	0:23.79 [2]	0:35.53 -6
		Micheal Hellyer		800m	400m	(0:14.36)	(0:11.85)	(0:12.29)	(0:12.59)	(0:11.74)	(0:11.74)	(0:11.67)	
8	1	JOHNNY THE KID	5	64.0	0:11.57	1:38.38 [8]	1:23.90 [4]	1:11.96 [2]	0:59.67 [2]	0:47.10 [2]	0:35.41 [2]	0:23.84 [1]	0:35.41 -3
		Gary Geran		600m	600m	(0:14.48)	(0:11.94)	(0:12.29)	(0:12.57)	(0:11.69)	(0:11.57)	(0:11.62)	
9	9	MAURITA	7	63.2	0:11.66	1:39.48 [9]	1:24.36 [11]	1:12.35 [8]	1:00.04 [9]	0:47.65 [8]	0:35.69 [10]	0:23.67 [11]	0:35.69 +3
		Tiffani Brooker		400m	400m	(0:15.12)	(0:12.01)	(0:12.31)	(0:12.39)	(0:11.96)	(0:12.02)	(0:11.66)	
10	12	OAKFIELD EAGLE	13	64.0	0:11.61	1:39.55 [10]	1:24.67 [9]	1:12.30 [9]	1:00.11 [8]	0:47.68 [9]	0:35.83 [9]	0:24.03 [10]	0:35.83 +3
		Jason Taylor		600m	400m	(0:14.88)	(0:12.37)	(0:12.19)	(0:12.43)	(0:11.85)	(0:11.80)	(0:11.61)	

Scratched: Half Moon Roo (#11), Shot Down By Love (#7)



GattonProfessional

Race 5: QN HOTEL LAIDLEY Class 2 Handicap - 1600m

09 January 2026 - 14:06



LOCKYER VALLEY
· TURF CLUB ·

Track Rating: Good 4, Weather: Fine, Rail Position: True

Section						Overall	1400m	1200m	1000m	800m	600m	400m	Last 600m		
Field Times						1:37.81 (0:14.36)	1:23.45 (0:11.85)	1:11.60 (0:12.29)	0:59.31 (0:12.59)	0:46.72 (0:11.74)	0:34.98 (0:11.71)	0:23.27 (0:11.62)	0:34.98		
Rank	TAB	Horse/Jockey	Barrier	Top Speed [km/h]	Fastest Section										Distance Travelled [m]
11	8	GLENRAY'S MATE	11	64.7	0:11.53	1:40.19 [11]	1:25.42 [8]	1:12.88 [10]	1:00.56 [10]	0:48.26 [10]	0:36.73 [6]	0:24.76 [8]	0:36.73	+4	
		Georgina Cartwright		800m	800m	(0:14.77)	(0:12.54)	(0:12.32)	(0:12.30)	(0:11.53)	(0:11.97)	(0:11.84)			

Scratched: Half Moon Roo (#11), Shot Down By Love (#7)



GattonProfessional

Race 5: QN HOTEL LAIDLEY Class 2 Handicap - 1600m

09 January 2026 - 14:06



LOCKYER VALLEY
· TURF CLUB ·

Track Rating: Good 4, Weather: Fine, Rail Position: True

Section Field Times				200m 0:11.65 (0:11.65)				Last 600m 0:34.98	
Rank	TAB	Horse/Jockey	Barrier	Top Speed [km/h]	Fastest Section	Margin		Distance Travelled [m]	
1	3	LUCONI	8	65.4	0:11.29	0:11.29 [6]	1:37.81	0:34.26	
		Brandon Lerena		400m	200m	(0:11.29)			
2	2	FIRE AND LIGHT	9	67.0	0:11.07	0:11.28 [7]	0.05L	0:33.90	-6
		Colleen Krahnen		400m	400m	(0:11.28)			
3	6	STANDLEE	3	63.9	0:11.46	0:11.72 [2]	0.71L	0:34.83	-1
		Sean Cormack		400m	400m	(0:11.72)			
4	10	BOLD TYRANT	2	64.3	0:11.38	0:11.55 [8]	1.95L	0:34.54	-8
		Bailie Baker		400m	400m	(0:11.55)			
5	4	SAMURAI WARRIOR	1	64.3	0:11.42	0:11.74 [5]	2.25L	0:34.88	-3
		Reece O'Connell		400m	400m	(0:11.74)			
6	5	AOOM'S CHOICE	12	64.7	0:11.46	0:11.78 [4]	2.4L	0:34.91	+5
		Kayla Barker		600m	400m	(0:11.78)			
7	13	ROCK LOBSTER	6	64.1	0:11.67	0:12.12 [3]	3.2L	0:35.53	-6
		Micheal Hellyer		800m	400m	(0:12.12)			
8	1	JOHNNY THE KID	5	64.0	0:11.57	0:12.22 [1]	3.35L	0:35.41	-3
		Gary Geran		600m	600m	(0:12.22)			
9	9	MAURITA	7	63.2	0:11.66	0:12.01 [11]	9.8L	0:35.69	+3
		Tiffani Brooker		400m	400m	(0:12.01)			
10	12	OAKFIELD EAGLE	13	64.0	0:11.61	0:12.42 [9]	10.22L	0:35.83	+3
		Jason Taylor		600m	400m	(0:12.42)			

Scratched: Half Moon Roo (#11), Shot Down By Love (#7)

Report Created: Fri 9 January 2026 15:09 GMT+10 (Note: Timing is based on position data)

Page 3/15

[] Ranking at each section and finish
-:-:- No data available at this section
NA No data available

SCN Saddle cloth number
DNF Did not finish
DNT Did not track

data processed by  TRIPLESDATA



GattonProfessional

Race 5: QN HOTEL LAIDLEY Class 2 Handicap - 1600m

09 January 2026 - 14:06



LOCKYER VALLEY
· TURF CLUB ·

Track Rating: Good 4, Weather: Fine, Rail Position: True

Section						200m		Last 600m	
Field Times						0:11.65 (0:11.65)		0:34.98	
Rank	TAB	Horse/Jockey	Barrier	Top Speed [km/h]	Fastest Section	Margin		Distance Travelled [m]	
11	8	GLENRAY'S MATE	11	64.7	0:11.53	0:12.92 [10]	13.98L	0:36.73	+4
		Georgina Cartwright		800m	800m	(0:12.92)			

Scratched: Half Moon Roo (#11), Shot Down By Love (#7)



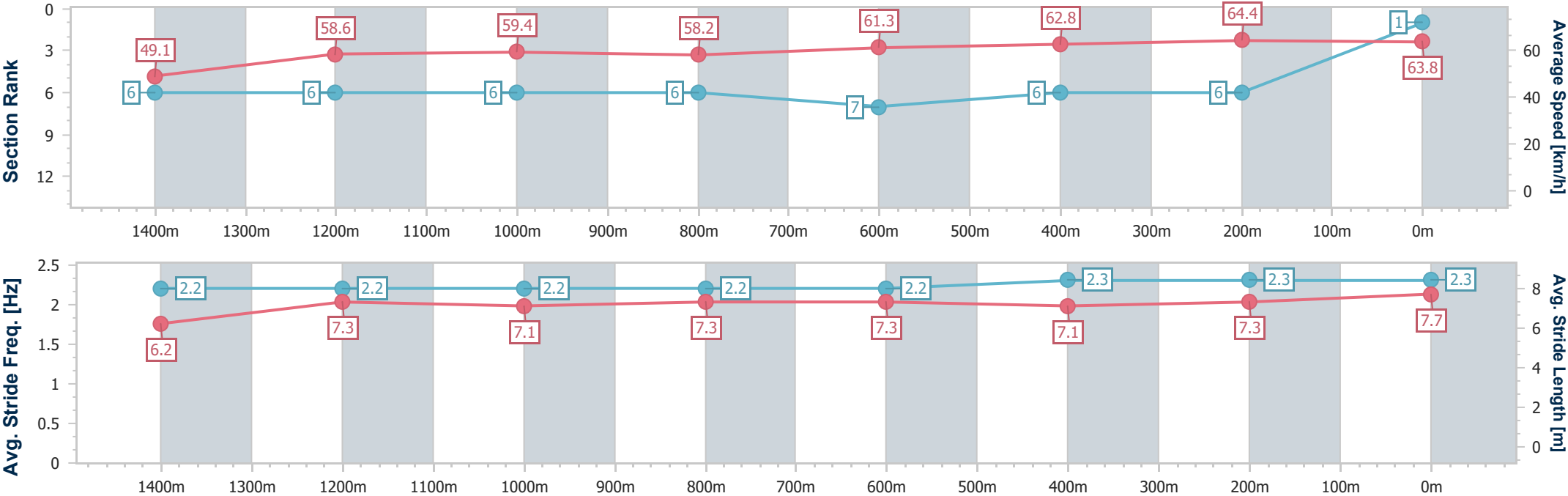
Horse/Jockey Name	Luconi
Final Rank	1
Fastest Section Time (Section)	0:11.29 (200m)
Top Speed [km/h] (Section)	65.4 (400m)
Race State	Finished



GattonProfessional
Race 5: QN HOTEL LAIDLEY Class 2 Handicap - 1600m
09 January 2026 - 14:06
Track Rating: Good 4, Weather: Fine, Rail Position: True



Section	Overall	1400m	1200m	1000m	800m	600m	400m	200m					
Section Times	1:37.81 [1] (0:14.67)	1:23.14 [6] (0:12.29)	1:10.85 [6] (0:12.27)	0:58.58 [6] (0:12.51)	0:46.07 [6] (0:11.81)	0:34.26 [7] (0:11.66)	0:22.60 [6] (0:11.31)	0:11.29 [6] (0:11.29)					
Average Speed [km/h]	49.1	58.6	59.4	58.2	61.3	62.8	64.4	63.8					
Top Speed [km/h]	59.0	60.5	61.1	59.4	63.8	63.7	65.4	65.2					
Avg. Dist. to Rail [m]	5.9	3.5	2.2	2.4	2.1	3.1	7.1	9.2					
Avg. Stride Freq. [Hz]	2.2	2.2	2.2	2.2	2.2	2.3	2.3	2.3					
Avg. Stride Length [m]	6.2	7.3	7.1	7.3	7.3	7.1	7.3	7.7					





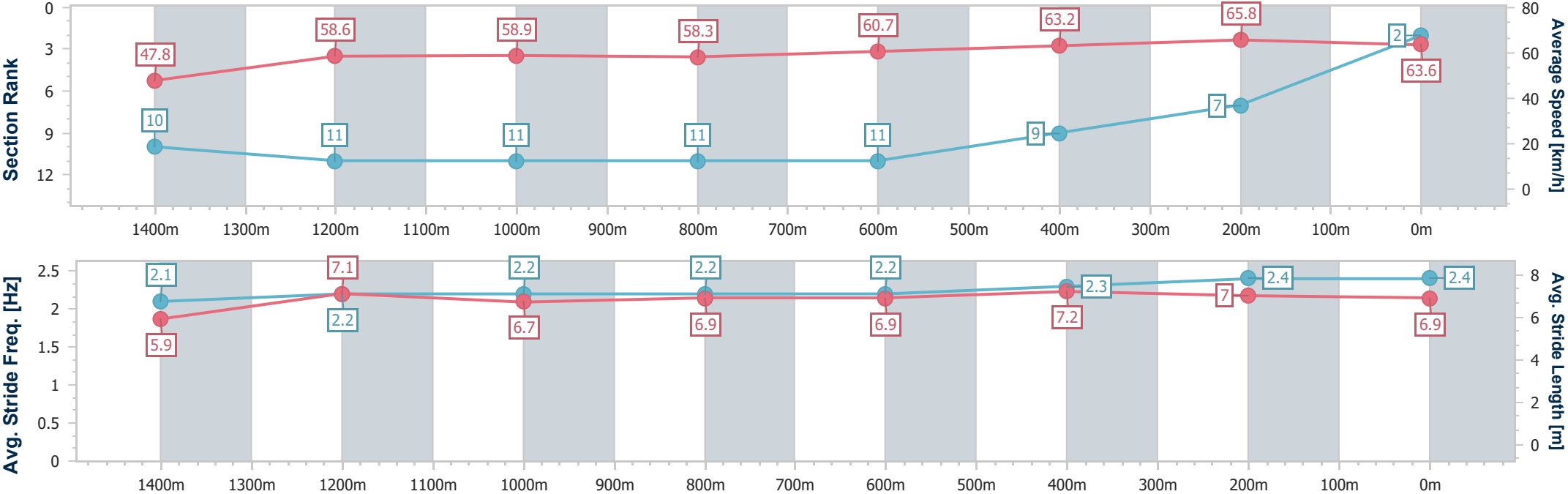
Horse/Jockey Name	Fire And Light
Final Rank	2
Fastest Section Time (Section)	0:11.07 (400m)
Top Speed [km/h] (Section)	67.0 (400m)
Race State	Finished



GattonProfessional
Race 5: QN HOTEL LAIDLEY Class 2 Handicap - 1600m
09 January 2026 - 14:06
Track Rating: Good 4, Weather: Fine, Rail Position: True



Section	Overall	1400m	1200m	1000m	800m	600m	400m	200m					
Section Times	1:37.82 [2] (0:15.11)	1:22.71 [10] (0:12.27)	1:10.44 [11] (0:12.30)	0:58.14 [11] (0:12.36)	0:45.78 [11] (0:11.88)	0:33.90 [11] (0:11.55)	0:22.35 [9] (0:11.07)	0:11.28 [7] (0:11.28)					
Average Speed [km/h]	47.8	58.6	58.9	58.3	60.7	63.2	65.8	63.6					
Top Speed [km/h]	60.3	60.4	59.6	60.1	63.4	64.6	67.0	65.3					
Avg. Dist. to Rail [m]	5.8	1.2	0.5	0.7	1.1	2.1	4.5	8.7					
Avg. Stride Freq. [Hz]	2.1	2.2	2.2	2.2	2.2	2.3	2.4	2.4					
Avg. Stride Length [m]	5.9	7.1	6.7	6.9	6.9	7.2	7.0	6.9					





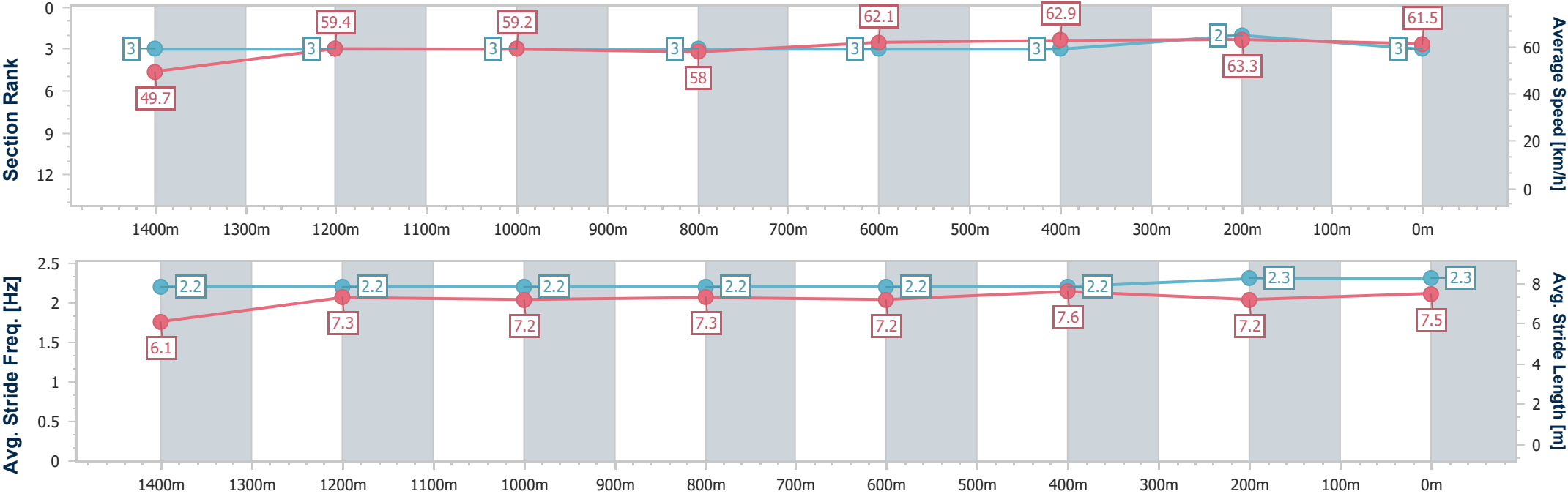
Horse/Jockey Name	Standlee
Final Rank	3
Fastest Section Time (Section)	0:11.46 (400m)
Top Speed [km/h] (Section)	63.9 (400m)
Race State	Finished



GattonProfessional
Race 5: QN HOTEL LAIDLEY Class 2 Handicap - 1600m
09 January 2026 - 14:06
Track Rating: Good 4, Weather: Fine, Rail Position: True



Section	Overall	1400m	1200m	1000m	800m	600m	400m	200m					
Section Times	1:37.93 [3] (0:14.47)	1:23.46 [3] (0:12.16)	1:11.30 [3] (0:12.26)	0:59.04 [3] (0:12.53)	0:46.51 [3] (0:11.68)	0:34.83 [3] (0:11.65)	0:23.18 [3] (0:11.46)	0:11.72 [2] (0:11.72)					
Average Speed [km/h]	49.7	59.4	59.2	58.0	62.1	62.9	63.3	61.5					
Top Speed [km/h]	60.1	60.6	60.7	59.7	63.8	63.9	63.9	62.9					
Avg. Dist. to Rail [m]	2.8	1.8	1.7	2.2	2.4	2.9	5.0	6.7					
Avg. Stride Freq. [Hz]	2.2	2.2	2.2	2.2	2.2	2.2	2.3	2.3					
Avg. Stride Length [m]	6.1	7.3	7.2	7.3	7.2	7.6	7.2	7.5					





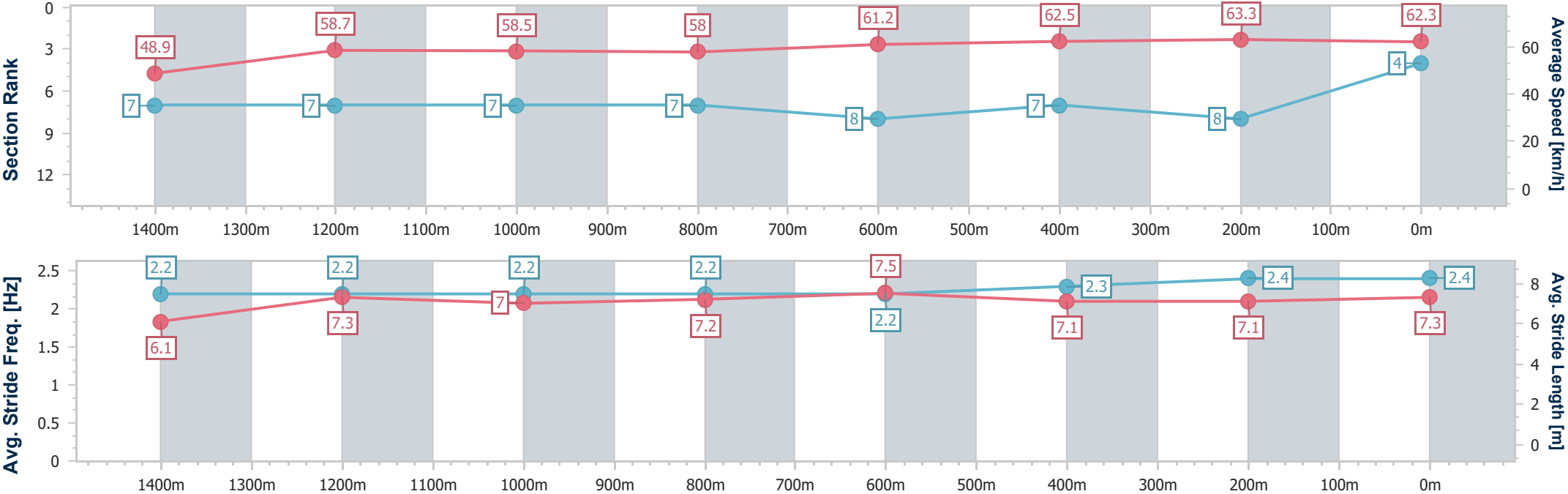
Horse/Jockey Name	Bold Tyrant
Final Rank	4
Fastest Section Time (Section)	0:11.38 (400m)
Top Speed [km/h] (Section)	64.3 (400m)
Race State	Finished



GattonProfessional
Race 5: QN HOTEL LAIDLEY Class 2 Handicap - 1600m
09 January 2026 - 14:06
Track Rating: Good 4, Weather: Fine, Rail Position: True



Section	Overall	1400m	1200m	1000m	800m	600m	400m	200m					
Section Times	1:38.14 [4] (0:14.73)	1:23.41 [7] (0:12.28)	1:11.13 [7] (0:12.32)	0:58.81 [7] (0:12.45)	0:46.36 [7] (0:11.82)	0:34.54 [8] (0:11.61)	0:22.93 [7] (0:11.38)	0:11.55 [8] (0:11.55)					
Average Speed [km/h]	48.9	58.7	58.5	58.0	61.2	62.5	63.3	62.3					
Top Speed [km/h]	61.2	60.5	60.6	60.2	63.4	63.4	64.3	64.2					
Avg. Dist. to Rail [m]	3.1	2.4	0.6	0.5	1.1	1.4	2.9	4.4					
Avg. Stride Freq. [Hz]	2.2	2.2	2.2	2.2	2.2	2.3	2.4	2.4					
Avg. Stride Length [m]	6.1	7.3	7.0	7.2	7.5	7.1	7.1	7.3					





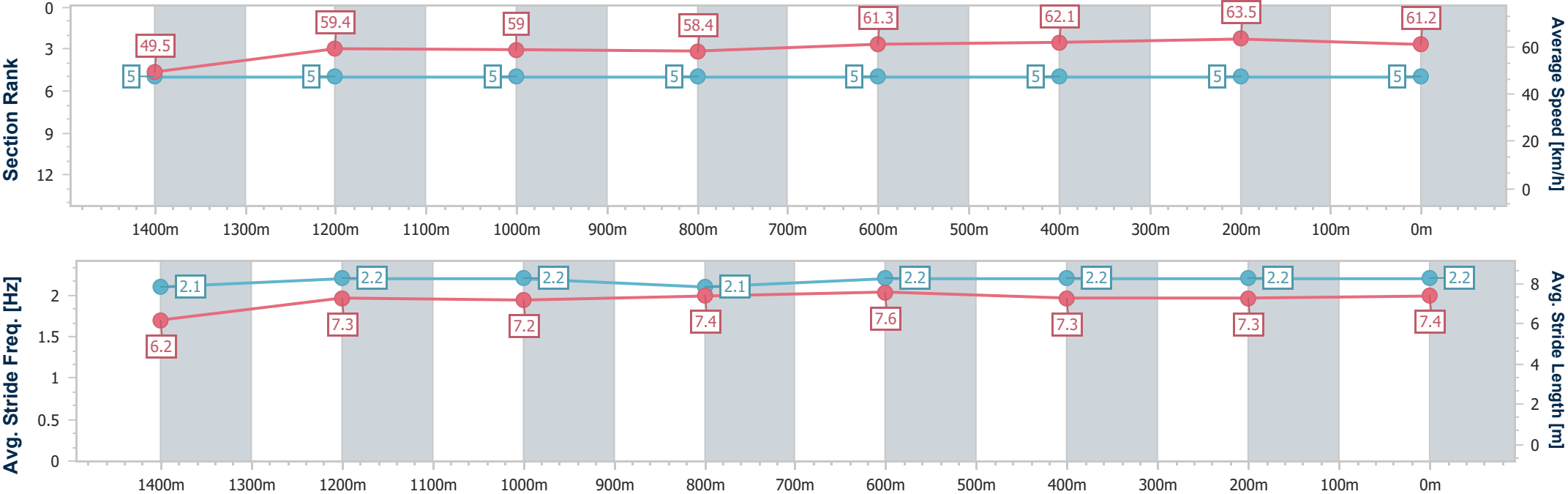
Horse/Jockey Name	Samurai Warrior
Final Rank	5
Fastest Section Time (Section)	0:11.42 (400m)
Top Speed [km/h] (Section)	64.3 (400m)
Race State	Finished



GattonProfessional
Race 5: QN HOTEL LAIDLEY Class 2 Handicap - 1600m
09 January 2026 - 14:06
Track Rating: Good 4, Weather: Fine, Rail Position: True



Section	Overall	1400m	1200m	1000m	800m	600m	400m	200m					
Section Times	1:38.20 [5] (0:14.55)	1:23.65 [5] (0:12.12)	1:11.53 [5] (0:12.31)	0:59.22 [5] (0:12.50)	0:46.72 [5] (0:11.84)	0:34.88 [5] (0:11.72)	0:23.16 [5] (0:11.42)	0:11.74 [5] (0:11.74)					
Average Speed [km/h]	49.5	59.4	59.0	58.4	61.3	62.1	63.5	61.2					
Top Speed [km/h]	61.1	60.6	60.7	60.1	62.8	62.9	64.3	63.8					
Avg. Dist. to Rail [m]	1.5	0.8	1.6	3.1	2.9	2.2	2.7	5.7					
Avg. Stride Freq. [Hz]	2.1	2.2	2.2	2.1	2.2	2.2	2.2	2.2					
Avg. Stride Length [m]	6.2	7.3	7.2	7.4	7.6	7.3	7.3	7.4					





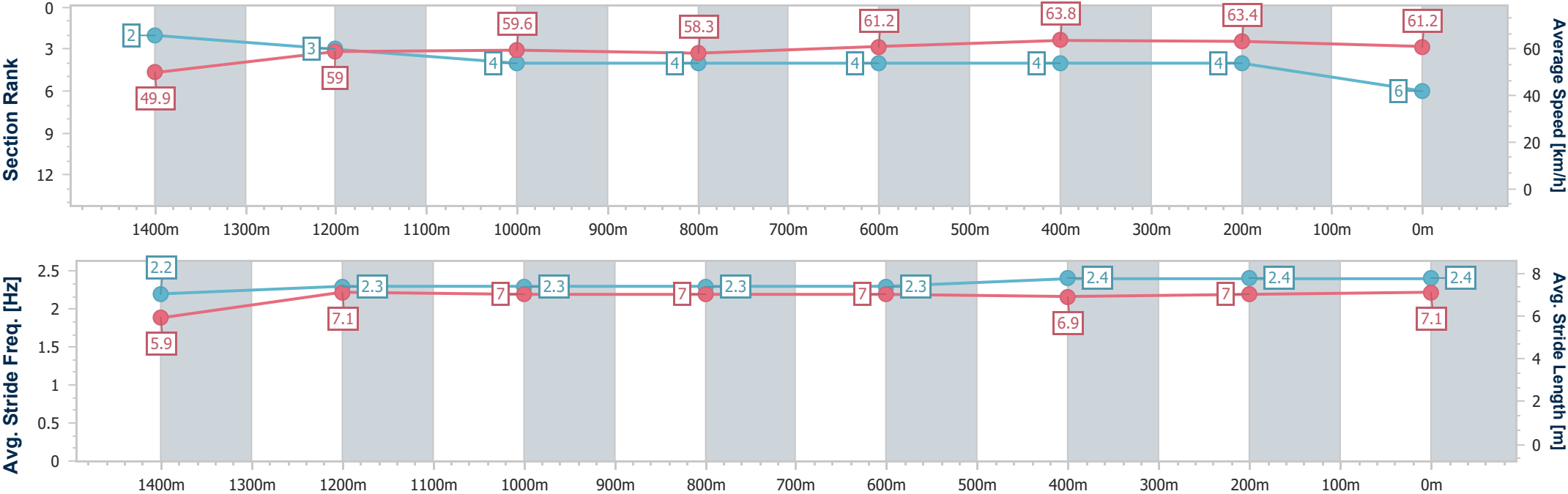
Horse/Jockey Name	Aoom's Choice
Final Rank	6
Fastest Section Time (Section)	0:11.46 (400m)
Top Speed [km/h] (Section)	64.7 (600m)
Race State	Finished



GattonProfessional
Race 5: QN HOTEL LAIDLEY Class 2 Handicap - 1600m
09 January 2026 - 14:06
Track Rating: Good 4, Weather: Fine, Rail Position: True



Section	Overall	1400m	1200m	1000m	800m	600m	400m	200m					
Section Times	1:38.22 [6] (0:14.43)	1:23.79 [2] (0:12.20)	1:11.59 [3] (0:12.31)	0:59.28 [4] (0:12.49)	0:46.79 [4] (0:11.88)	0:34.91 [4] (0:11.67)	0:23.24 [4] (0:11.46)	0:11.78 [4] (0:11.78)					
Average Speed [km/h]	49.9	59.0	59.6	58.3	61.2	63.8	63.4	61.2					
Top Speed [km/h]	61.0	60.0	60.5	59.4	64.7	64.7	64.1	62.7					
Avg. Dist. to Rail [m]	8.8	3.8	2.9	3.5	4.2	5.2	5.9	9.2					
Avg. Stride Freq. [Hz]	2.2	2.3	2.3	2.3	2.3	2.4	2.4	2.4					
Avg. Stride Length [m]	5.9	7.1	7.0	7.0	7.0	6.9	7.0	7.1					





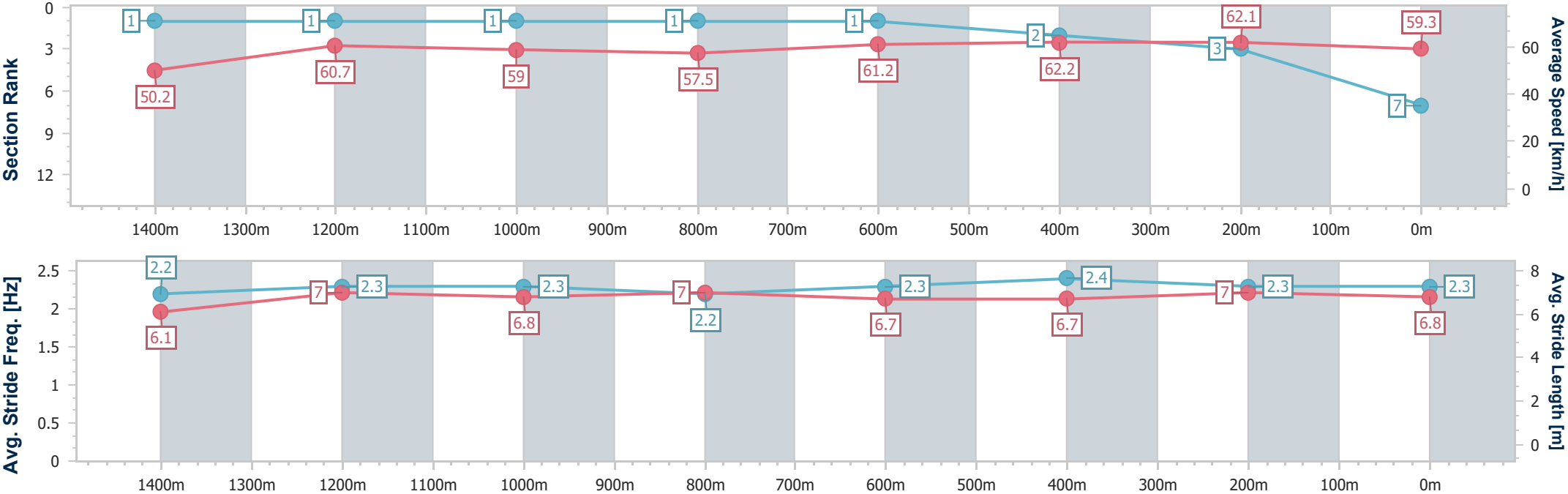
Horse/Jockey Name	Rock Lobster
Final Rank	7
Fastest Section Time (Section)	0:11.67 (400m)
Top Speed [km/h] (Section)	64.1 (800m)
Race State	Finished



GattonProfessional
Race 5: QN HOTEL LAIDLEY Class 2 Handicap - 1600m
09 January 2026 - 14:06
Track Rating: Good 4, Weather: Fine, Rail Position: True



Section	Overall	1400m	1200m	1000m	800m	600m	400m	200m					
Section Times	1:38.36 [7] (0:14.36)	1:24.00 [1] (0:11.85)	1:12.15 [1] (0:12.29)	0:59.86 [1] (0:12.59)	0:47.27 [1] (0:11.74)	0:35.53 [1] (0:11.74)	0:23.79 [2] (0:11.67)	0:12.12 [3] (0:12.12)					
Average Speed [km/h]	50.2	60.7	59.0	57.5	61.2	62.2	62.1	59.3					
Top Speed [km/h]	61.5	61.5	61.2	60.0	64.1	64.0	63.1	60.9					
Avg. Dist. to Rail [m]	3.6	0.9	0.7	1.3	1.5	2.1	2.4	3.6					
Avg. Stride Freq. [Hz]	2.2	2.3	2.3	2.2	2.3	2.4	2.3	2.3					
Avg. Stride Length [m]	6.1	7.0	6.8	7.0	6.7	6.7	7.0	6.8					





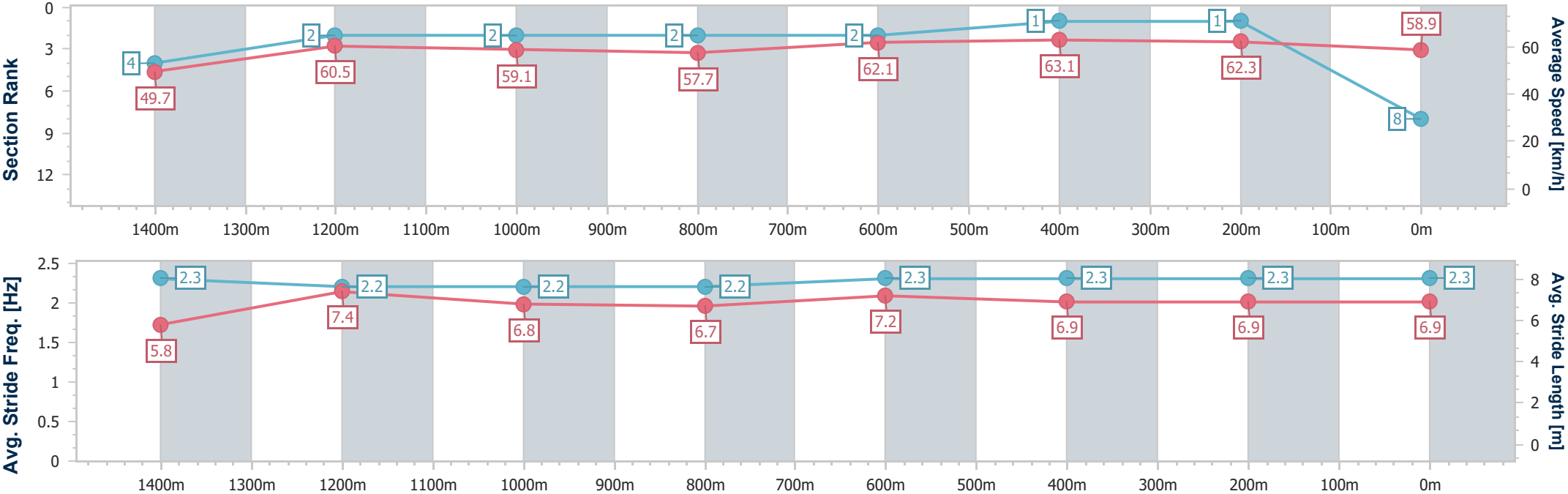
Horse/Jockey Name	Johnny The Kid
Final Rank	8
Fastest Section Time (Section)	0:11.57 (600m)
Top Speed [km/h] (Section)	64.0 (600m)
Race State	Finished



GattonProfessional
Race 5: QN HOTEL LAIDLEY Class 2 Handicap - 1600m
09 January 2026 - 14:06
Track Rating: Good 4, Weather: Fine, Rail Position: True



Section	Overall	1400m	1200m	1000m	800m	600m	400m	200m					
Section Times	1:38.38 [8] (0:14.48)	1:23.90 [4] (0:11.94)	1:11.96 [2] (0:12.29)	0:59.67 [2] (0:12.57)	0:47.10 [2] (0:11.69)	0:35.41 [2] (0:11.57)	0:23.84 [1] (0:11.62)	0:12.22 [1] (0:12.22)					
Average Speed [km/h]	49.7	60.5	59.1	57.7	62.1	63.1	62.3	58.9					
Top Speed [km/h]	61.9	61.9	60.8	59.2	63.5	64.0	63.4	60.8					
Avg. Dist. to Rail [m]	3.9	1.8	1.9	2.4	2.5	2.5	3.5	5.0					
Avg. Stride Freq. [Hz]	2.3	2.2	2.2	2.2	2.3	2.3	2.3	2.3					
Avg. Stride Length [m]	5.8	7.4	6.8	6.7	7.2	6.9	6.9	6.9					





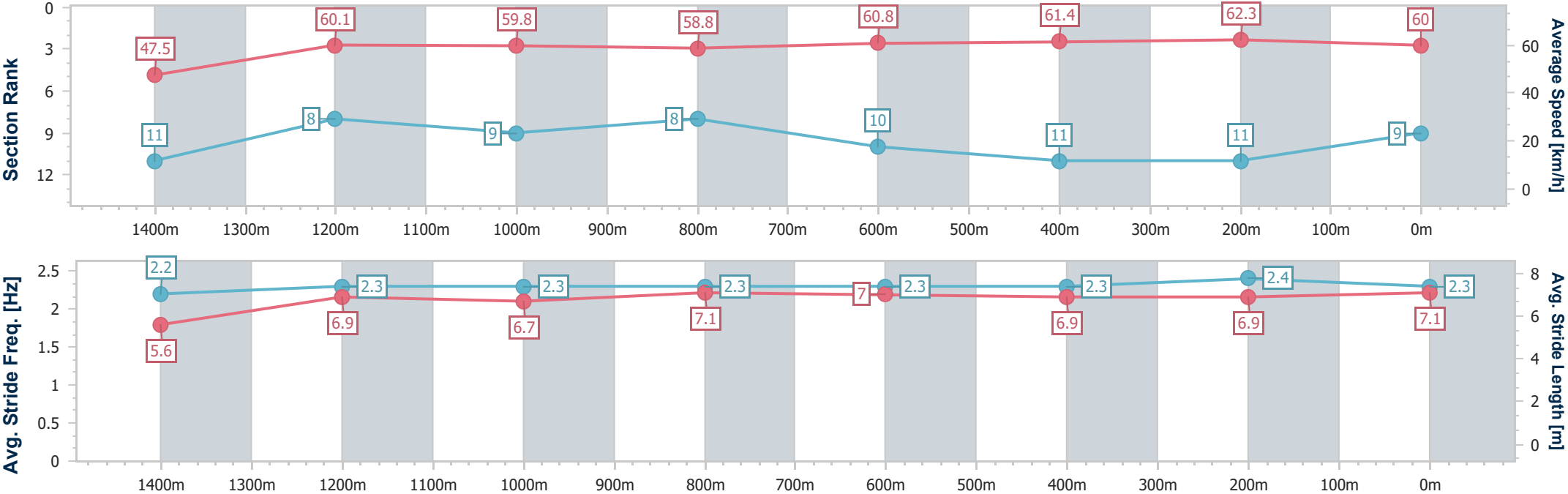
Horse/Jockey Name	Maurita
Final Rank	9
Fastest Section Time (Section)	0:11.66 (400m)
Top Speed [km/h] (Section)	63.2 (400m)
Race State	Finished



GattonProfessional
Race 5: QN HOTEL LAIDLEY Class 2 Handicap - 1600m
09 January 2026 - 14:06
Track Rating: Good 4, Weather: Fine, Rail Position: True



Section	Overall	1400m	1200m	1000m	800m	600m	400m	200m					
Section Times	1:39.48 [9] (0:15.12)	1:24.36 [11] (0:12.01)	1:12.35 [8] (0:12.31)	1:00.04 [9] (0:12.39)	0:47.65 [8] (0:11.96)	0:35.69 [10] (0:12.02)	0:23.67 [11] (0:11.66)	0:12.01 [11] (0:12.01)					
Average Speed [km/h]	47.5	60.1	59.8	58.8	60.8	61.4	62.3	60.0					
Top Speed [km/h]	61.7	61.5	60.9	60.5	62.8	62.9	63.2	61.1					
Avg. Dist. to Rail [m]	6.1	5.2	3.5	3.4	3.5	4.0	4.6	2.9					
Avg. Stride Freq. [Hz]	2.2	2.3	2.3	2.3	2.3	2.3	2.4	2.3					
Avg. Stride Length [m]	5.6	6.9	6.7	7.1	7.0	6.9	6.9	7.1					





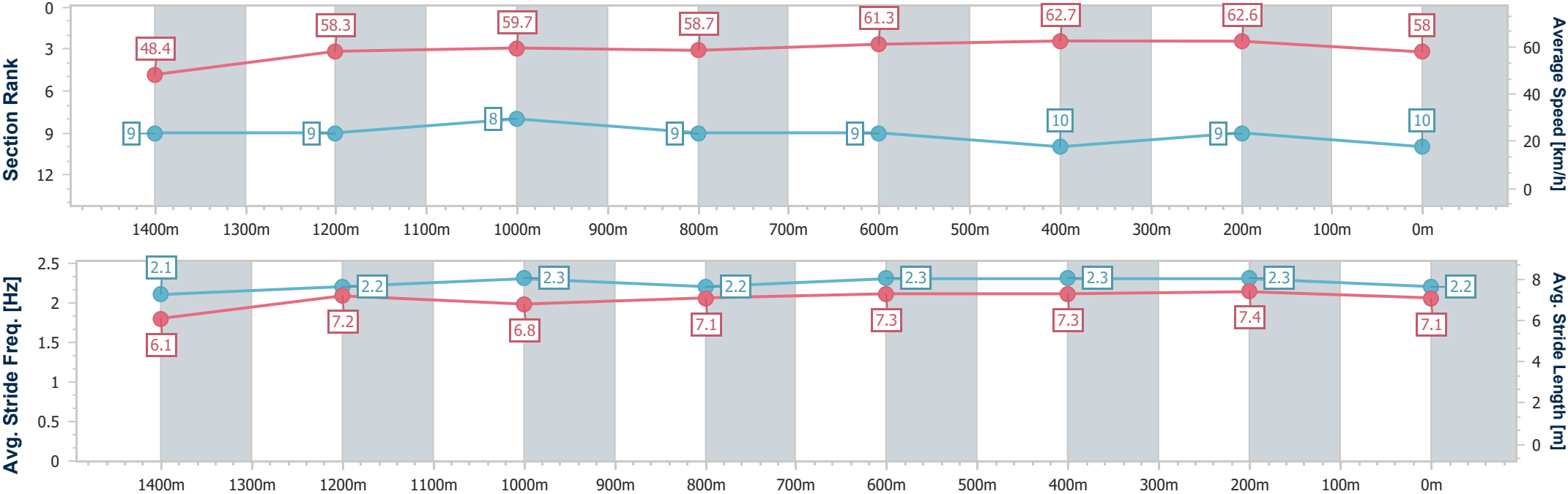
Horse/Jockey Name	Oakfield Eagle
Final Rank	10
Fastest Section Time (Section)	0:11.61 (400m)
Top Speed [km/h] (Section)	64.0 (600m)
Race State	Finished



GattonProfessional
Race 5: QN HOTEL LAIDLEY Class 2 Handicap - 1600m
09 January 2026 - 14:06
Track Rating: Good 4, Weather: Fine, Rail Position: True



Section	Overall	1400m	1200m	1000m	800m	600m	400m	200m					
Section Times	1:39.55 [10] (0:14.88)	1:24.67 [9] (0:12.37)	1:12.30 [9] (0:12.19)	1:00.11 [8] (0:12.43)	0:47.68 [9] (0:11.85)	0:35.83 [9] (0:11.80)	0:24.03 [10] (0:11.61)	0:12.42 [9] (0:12.42)					
Average Speed [km/h]	48.4	58.3	59.7	58.7	61.3	62.7	62.6	58.0					
Top Speed [km/h]	60.8	60.4	60.6	59.8	63.5	64.0	63.6	61.0					
Avg. Dist. to Rail [m]	8.9	2.6	2.1	3.1	3.9	4.6	5.3	6.6					
Avg. Stride Freq. [Hz]	2.1	2.2	2.3	2.2	2.3	2.3	2.3	2.2					
Avg. Stride Length [m]	6.1	7.2	6.8	7.1	7.3	7.3	7.4	7.1					





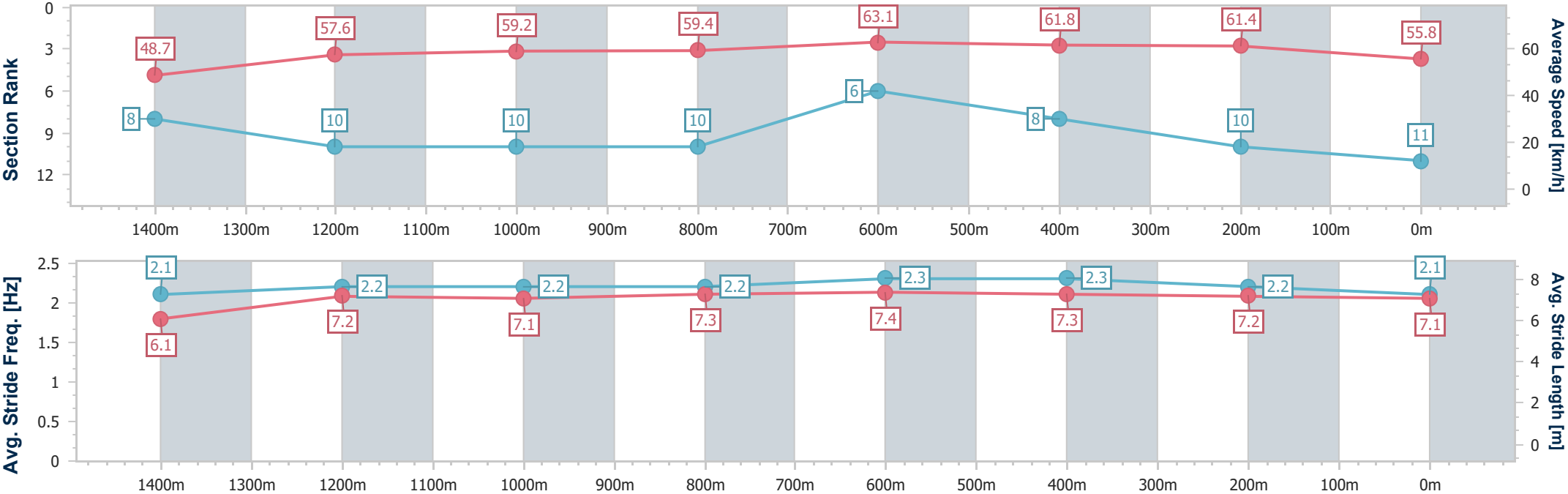
Horse/Jockey Name	Glenray's Mate
Final Rank	11
Fastest Section Time (Section)	0:11.53 (800m)
Top Speed [km/h] (Section)	64.7 (800m)
Race State	Finished



GattonProfessional
Race 5: QN HOTEL LAIDLEY Class 2 Handicap - 1600m
09 January 2026 - 14:06
Track Rating: Good 4, Weather: Fine, Rail Position: True



Section	Overall	1400m	1200m	1000m	800m	600m	400m	200m					
Section Times	1:40.19 [11] (0:14.77)	1:25.42 [8] (0:12.54)	1:12.88 [10] (0:12.32)	1:00.56 [10] (0:12.30)	0:48.26 [10] (0:11.53)	0:36.73 [6] (0:11.97)	0:24.76 [8] (0:11.84)	0:12.92 [10] (0:12.92)					
Average Speed [km/h]	48.7	57.6	59.2	59.4	63.1	61.8	61.4	55.8					
Top Speed [km/h]	58.3	59.5	60.6	61.1	64.7	63.9	62.3	60.5					
Avg. Dist. to Rail [m]	7.6	4.6	2.8	3.5	4.3	4.6	5.9	6.1					
Avg. Stride Freq. [Hz]	2.1	2.2	2.2	2.2	2.3	2.3	2.2	2.1					
Avg. Stride Length [m]	6.1	7.2	7.1	7.3	7.4	7.3	7.2	7.1					





GattonProfessional
Race 6: LADBROKES TOP 2/3/4 BETTING RATINGS BAND 0 - 55
Handicap - 1100m
09 January 2026 - 14:43



LOCKYER VALLEY
· TURF CLUB ·

Track Rating: Good 4, Weather: Fine, Rail Position: True

Section		Overall				1000m	800m	600m	400m	200m	Last 600m		
Field Times		1:04.59				0:56.67	0:45.91	0:35.17	0:23.69	0:12.05	0:35.17		
		(0:07.92)				(0:10.76)	(0:10.74)	(0:11.48)	(0:11.64)	(0:12.05)			
Rank	TAB	Horse/Jockey	Barrier	Top Speed [km/h]	Fastest Section						Margin	Distance Travelled [m]	
1	4	MISS ZERMATT	3	69.2	0:08.24	1:04.59 [1]	0:56.35 [4]	0:45.33 [4]	0:34.62 [4]	0:23.46 [2]	0:11.90 [2]	1:04.59	0:34.62
		Shakira Bailey		800m	Overall	(0:08.24)	(0:11.02)	(0:10.71)	(0:11.16)	(0:11.56)	(0:11.90)		
2	2	DOITLIKEMAXWELL	1	68.1	0:08.45	1:04.67 [2]	0:56.22 [8]	0:45.07 [7]	0:34.34 [7]	0:23.12 [5]	0:11.84 [5]	0.41L	0:34.34 +5
		Les Tilley		800m	Overall	(0:08.45)	(0:11.15)	(0:10.73)	(0:11.22)	(0:11.28)	(0:11.84)		
3	14	GALLERY MASTER	2	67.6	0:08.64	1:04.67 [3]	0:56.03 [12]	0:44.89 [10]	0:34.02 [10]	0:22.76 [9]	0:11.59 [6]	0.47L	0:34.02 +7
		Kayla Johnston		800m	Overall	(0:08.64)	(0:11.14)	(0:10.87)	(0:11.26)	(0:11.17)	(0:11.59)		
4	10	SHE'S A BAD GIRL	9	69.3	0:08.17	1:04.79 [4]	0:56.62 [3]	0:45.79 [3]	0:35.08 [3]	0:23.53 [4]	0:12.08 [3]	1.16L	0:35.08 +5
		Michael Murphy		1000m	Overall	(0:08.17)	(0:10.83)	(0:10.71)	(0:11.55)	(0:11.45)	(0:12.08)		
5	5	SO BE INSPIRED	12	67.7	0:08.54	1:04.83 [5]	0:56.29 [10]	0:44.91 [12]	0:33.96 [12]	0:22.58 [12]	0:11.40 [11]	1.37L	0:33.96 +17
		Matthew Palmer		800m	Overall	(0:08.54)	(0:11.38)	(0:10.95)	(0:11.38)	(0:11.18)	(0:11.40)		
6	12	MISHANI STELLER	4	67.2	0:08.51	1:04.95 [6]	0:56.44 [9]	0:45.22 [9]	0:34.27 [11]	0:22.94 [10]	0:11.49 [12]	2.09L	0:34.27 +7
		Reece O'Connell		1000m	Overall	(0:08.51)	(0:11.22)	(0:10.95)	(0:11.33)	(0:11.45)	(0:11.49)		
7	3	MEKANIC	6	68.4	0:08.43	1:05.04 [7]	0:56.61 [6]	0:45.54 [6]	0:34.73 [6]	0:23.23 [7]	0:11.82 [7]	2.63L	0:34.73 +6
		Paul Hamblin		800m	Overall	(0:08.43)	(0:11.07)	(0:10.81)	(0:11.50)	(0:11.41)	(0:11.82)		
8	7	MISTER TUDOR	7	70.3	0:07.92	1:05.08 [8]	0:57.16 [1]	0:46.40 [1]	0:35.66 [1]	0:24.18 [1]	0:12.54 [1]	2.87L	0:35.66 +6
		Montanna Savva		1000m	Overall	(0:07.92)	(0:10.76)	(0:10.74)	(0:11.48)	(0:11.64)	(0:12.54)		
9	6	FANCI FLEUR	14	69.4	0:08.15	1:05.23 [9]	0:57.08 [2]	0:46.42 [2]	0:35.64 [2]	0:24.08 [3]	0:12.46 [4]	3.72L	0:35.64 +9
		Georgina Cartwright		1000m	Overall	(0:08.15)	(0:10.66)	(0:10.78)	(0:11.56)	(0:11.62)	(0:12.46)		
10	11	DUBBLE HUSSLE	10	68.5	0:08.35	1:05.49 [10]	0:57.14 [5]	0:45.87 [8]	0:34.99 [8]	0:23.59 [8]	0:12.07 [10]	5.29L	0:34.99 +12
		Sean Cormack		1000m	Overall	(0:08.35)	(0:11.27)	(0:10.88)	(0:11.40)	(0:11.52)	(0:12.07)		

Scratched: Sonic Arrow (#13), Thief By Night (#1), Roaring Success (#15), Anaisa (#16)



GattonProfessional
Race 6: LADBROKES TOP 2/3/4 BETTING RATINGS BAND 0 - 55
Handicap - 1100m
09 January 2026 - 14:43



LOCKYER VALLEY
· TURF CLUB ·

Track Rating: Good 4, Weather: Fine, Rail Position: True

Section						Overall	1000m	800m	600m	400m	200m	Last 600m		
Field Times						1:04.59 (0:07.92)	0:56.67 (0:10.76)	0:45.91 (0:10.74)	0:35.17 (0:11.48)	0:23.69 (0:11.64)	0:12.05 (0:12.05)	0:35.17		
Rank	TAB	Horse/Jockey	Barrier	Top Speed [km/h]	Fastest Section							Margin		Distance Travelled [m]
10	8	WANTSOMEMOREOFIT	8	68.2	0:08.55	1:05.49 [10]	0:56.94 [11]	0:45.70 [11]	0:34.87 [9]	0:23.45 [11]	0:12.12 [9]	5.29L	0:34.87	+15
		Bailie Baker		600m	Overall	(0:08.55)	(0:11.24)	(0:10.83)	(0:11.42)	(0:11.33)	(0:12.12)			
12	9	PERFECT BETH	5	68.3	0:08.44	1:05.94 [12]	0:57.50 [7]	0:46.62 [5]	0:35.79 [5]	0:24.35 [6]	0:12.71 [8]	7.92L	0:35.79	+9
		Scott Sheargold		1000m	Overall	(0:08.44)	(0:10.88)	(0:10.83)	(0:11.44)	(0:11.64)	(0:12.71)			

Scratched: Sonic Arrow (#13), Thief By Night (#1), Roaring Success (#15), Anaisa (#16)



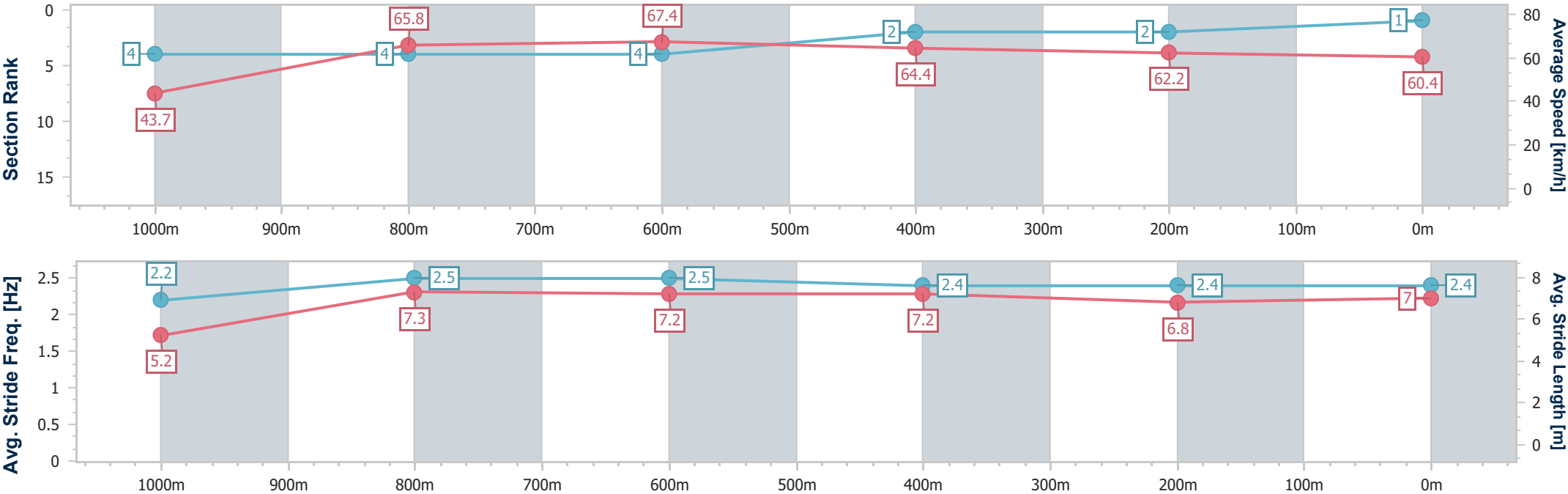
Horse/Jockey Name	Miss Zermatt
Final Rank	1
Fastest Section Time (Section)	0:08.24 (Overall)
Top Speed [km/h] (Section)	69.2 (800m)
Race State	Finished



GattonProfessional
Race 6: LADBROKES TOP 2/3/4 BETTING RATINGS BAND 0 -
55 Handicap - 1100m
09 January 2026 - 14:43
Track Rating: Good 4, Weather: Fine, Rail Position: True



Section	Overall	1000m	800m	600m	400m	200m							
Section Times	1:04.59 [1] (0:08.24)	0:56.35 [4] (0:11.02)	0:45.33 [4] (0:10.71)	0:34.62 [4] (0:11.16)	0:23.46 [2] (0:11.56)	0:11.90 [2] (0:11.90)							
Average Speed [km/h]	43.7	65.8	67.4	64.4	62.2	60.4							
Top Speed [km/h]	63.0	67.5	69.2	66.9	64.2	62.0							
Avg. Dist. to Rail [m]	4.0	2.3	1.7	0.8	0.7	0.4							
Avg. Stride Freq. [Hz]	2.2	2.5	2.5	2.4	2.4	2.4							
Avg. Stride Length [m]	5.2	7.3	7.2	7.2	6.8	7.0							





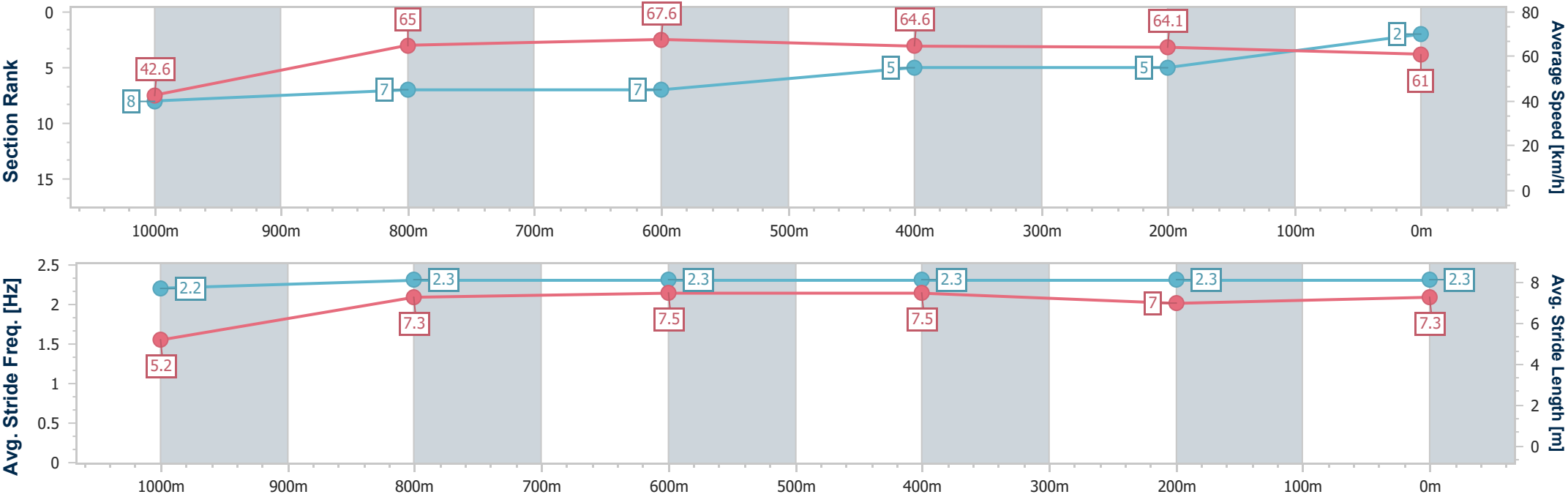
Horse/Jockey Name	Doitlikemaxwell
Final Rank	2
Fastest Section Time (Section)	0:08.45 (Overall)
Top Speed [km/h] (Section)	68.1 (800m)
Race State	Finished



GattonProfessional
Race 6: LADBROKES TOP 2/3/4 BETTING RATINGS BAND 0 -
55 Handicap - 1100m
09 January 2026 - 14:43
Track Rating: Good 4, Weather: Fine, Rail Position: True



Section	Overall	1000m	800m	600m	400m	200m							
Section Times	1:04.67 [2] (0:08.45)	0:56.22 [8] (0:11.15)	0:45.07 [7] (0:10.73)	0:34.34 [7] (0:11.22)	0:23.12 [5] (0:11.28)	0:11.84 [5] (0:11.84)							
Average Speed [km/h]	42.6	65.0	67.6	64.6	64.1	61.0							
Top Speed [km/h]	61.2	67.2	68.1	67.7	65.7	63.1							
Avg. Dist. to Rail [m]	1.6	1.2	2.1	1.5	4.2	6.6							
Avg. Stride Freq. [Hz]	2.2	2.3	2.3	2.3	2.3	2.3							
Avg. Stride Length [m]	5.2	7.3	7.5	7.5	7.0	7.3							





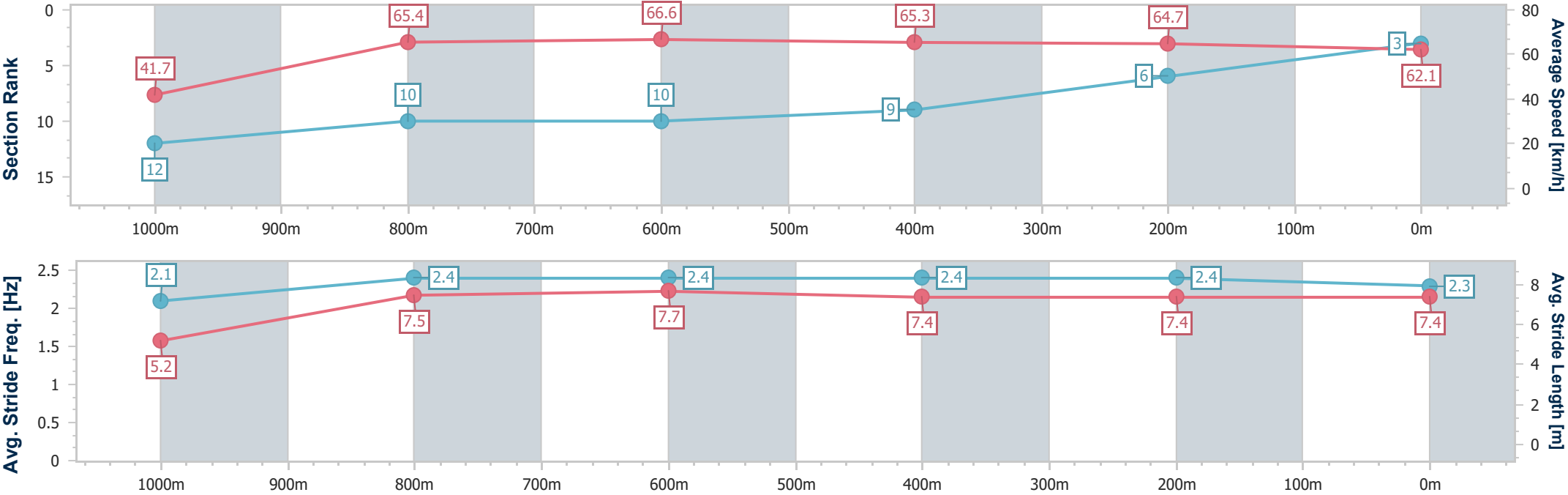
Horse/Jockey Name	Gallery Master
Final Rank	3
Fastest Section Time (Section)	0:08.64 (Overall)
Top Speed [km/h] (Section)	67.6 (800m)
Race State	Finished



GattonProfessional
Race 6: LADBROKES TOP 2/3/4 BETTING RATINGS BAND 0 -
55 Handicap - 1100m
09 January 2026 - 14:43
Track Rating: Good 4, Weather: Fine, Rail Position: True



Section	Overall	1000m	800m	600m	400m	200m								
Section Times	1:04.67 [3] (0:08.64)	0:56.03 [12] (0:11.14)	0:44.89 [10] (0:10.87)	0:34.02 [10] (0:11.26)	0:22.76 [9] (0:11.17)	0:11.59 [6] (0:11.59)								
Average Speed [km/h]	41.7	65.4	66.6	65.3	64.7	62.1								
Top Speed [km/h]	62.2	66.3	67.6	67.2	65.6	64.2								
Avg. Dist. to Rail [m]	2.8	1.7	3.2	3.4	2.7	3.0								
Avg. Stride Freq. [Hz]	2.1	2.4	2.4	2.4	2.4	2.3								
Avg. Stride Length [m]	5.2	7.5	7.7	7.4	7.4	7.4								





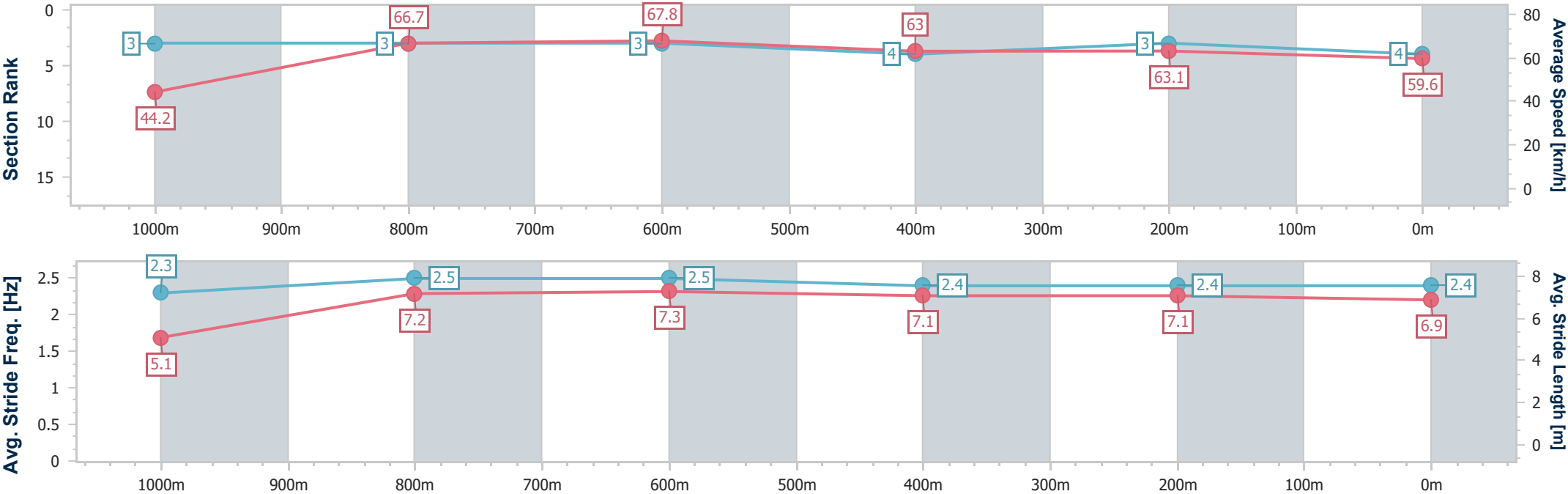
Horse/Jockey Name	She's A Bad Girl
Final Rank	4
Fastest Section Time (Section)	0:08.17 (Overall)
Top Speed [km/h] (Section)	69.3 (1000m)
Race State	Finished



GattonProfessional
Race 6: LADBROKES TOP 2/3/4 BETTING RATINGS BAND 0 -
55 Handicap - 1100m
09 January 2026 - 14:43
Track Rating: Good 4, Weather: Fine, Rail Position: True



Section	Overall	1000m	800m	600m	400m	200m							
Section Times	1:04.79 [4] (0:08.17)	0:56.62 [3] (0:10.83)	0:45.79 [3] (0:10.71)	0:35.08 [3] (0:11.55)	0:23.53 [4] (0:11.45)	0:12.08 [3] (0:12.08)							
Average Speed [km/h]	44.2	66.7	67.8	63.0	63.1	59.6							
Top Speed [km/h]	64.6	69.3	68.9	65.2	64.3	62.0							
Avg. Dist. to Rail [m]	8.0	2.2	1.8	1.6	2.5	3.6							
Avg. Stride Freq. [Hz]	2.3	2.5	2.5	2.4	2.4	2.4							
Avg. Stride Length [m]	5.1	7.2	7.3	7.1	7.1	6.9							





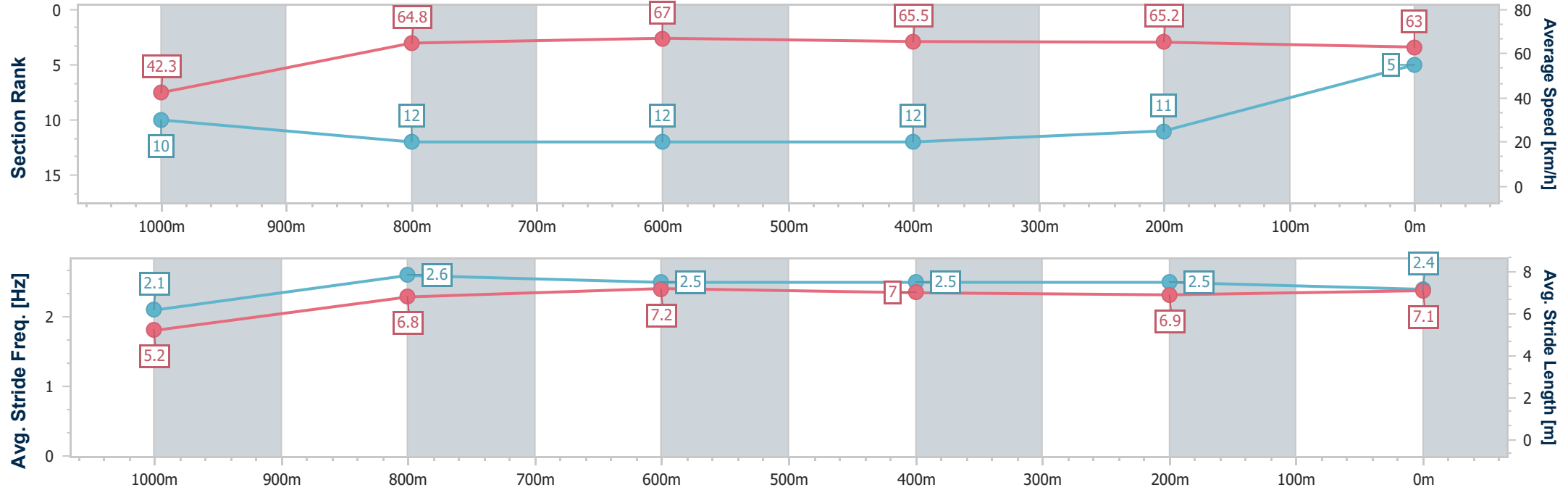
Horse/Jockey Name	So Be Inspired
Final Rank	5
Fastest Section Time (Section)	0:08.54 (Overall)
Top Speed [km/h] (Section)	67.7 (800m)
Race State	Finished



GattonProfessional
Race 6: LADBROKES TOP 2/3/4 BETTING RATINGS BAND 0 -
55 Handicap - 1100m
09 January 2026 - 14:43
Track Rating: Good 4, Weather: Fine, Rail Position: True



Section	Overall	1000m	800m	600m	400m	200m								
Section Times	1:04.83 [5] (0:08.54)	0:56.29 [10] (0:11.38)	0:44.91 [12] (0:10.95)	0:33.96 [12] (0:11.38)	0:22.58 [12] (0:11.18)	0:11.40 [11] (0:11.40)								
Average Speed [km/h]	42.3	64.8	67.0	65.5	65.2	63.0								
Top Speed [km/h]	61.9	66.8	67.7	67.2	65.9	65.3								
Avg. Dist. to Rail [m]	10.3	6.9	6.7	5.9	5.1	7.1								
Avg. Stride Freq. [Hz]	2.1	2.6	2.5	2.5	2.5	2.4								
Avg. Stride Length [m]	5.2	6.8	7.2	7.0	6.9	7.1								





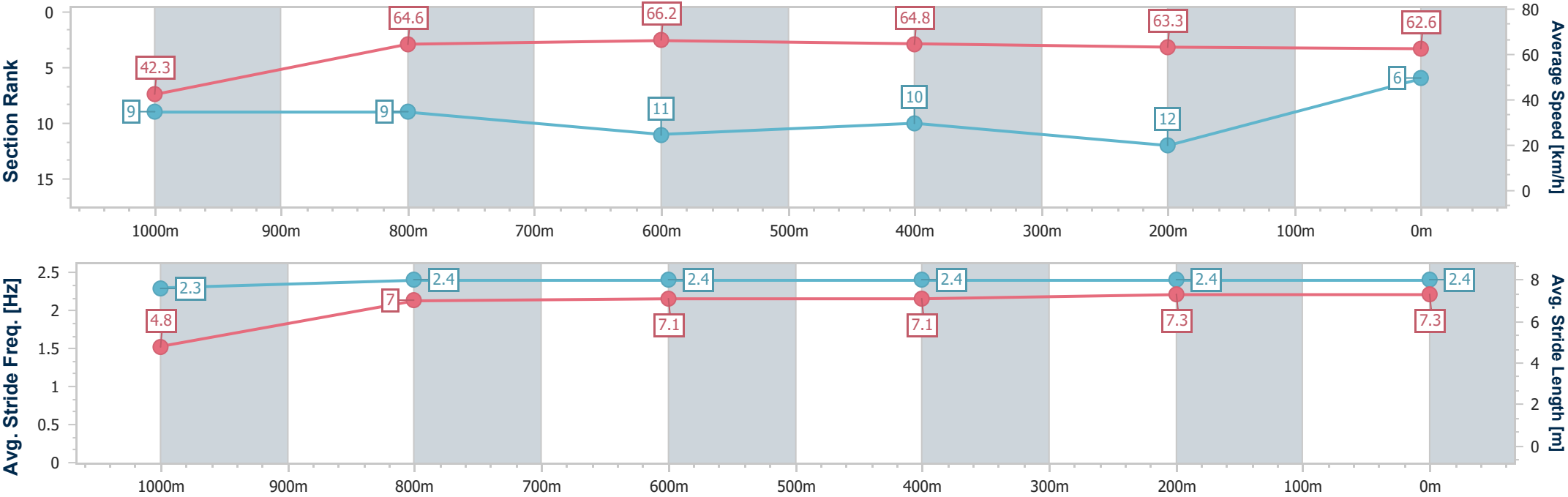
Horse/Jockey Name	Mishani Steller
Final Rank	6
Fastest Section Time (Section)	0:08.51 (Overall)
Top Speed [km/h] (Section)	67.2 (1000m)
Race State	Finished



GattonProfessional
Race 6: LADBROKES TOP 2/3/4 BETTING RATINGS BAND 0 -
55 Handicap - 1100m
09 January 2026 - 14:43
Track Rating: Good 4, Weather: Fine, Rail Position: True



Section	Overall	1000m	800m	600m	400m	200m								
Section Times	1:04.95 [6] (0:08.51)	0:56.44 [9] (0:11.22)	0:45.22 [9] (0:10.95)	0:34.27 [11] (0:11.33)	0:22.94 [10] (0:11.45)	0:11.49 [12] (0:11.49)								
Average Speed [km/h]	42.3	64.6	66.2	64.8	63.3	62.6								
Top Speed [km/h]	62.0	67.2	67.2	67.2	65.3	64.2								
Avg. Dist. to Rail [m]	4.4	2.1	2.4	3.1	3.7	2.0								
Avg. Stride Freq. [Hz]	2.3	2.4	2.4	2.4	2.4	2.4								
Avg. Stride Length [m]	4.8	7.0	7.1	7.1	7.3	7.3								





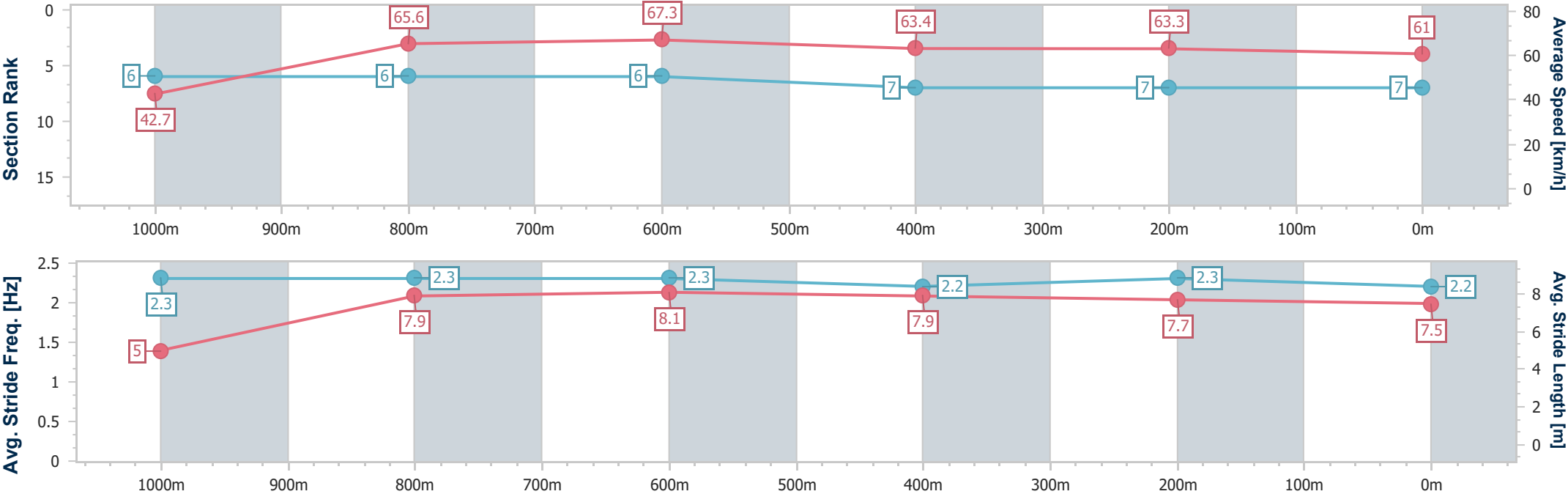
Horse/Jockey Name	Mekanik
Final Rank	7
Fastest Section Time (Section)	0:08.43 (Overall)
Top Speed [km/h] (Section)	68.4 (800m)
Race State	Finished



GattonProfessional
Race 6: LADBROKES TOP 2/3/4 BETTING RATINGS BAND 0 -
55 Handicap - 1100m
09 January 2026 - 14:43
Track Rating: Good 4, Weather: Fine, Rail Position: True



Section	Overall	1000m	800m	600m	400m	200m								
Section Times	1:05.04 [7] (0:08.43)	0:56.61 [6] (0:11.07)	0:45.54 [6] (0:10.81)	0:34.73 [6] (0:11.50)	0:23.23 [7] (0:11.41)	0:11.82 [7] (0:11.82)								
Average Speed [km/h]	42.7	65.6	67.3	63.4	63.3	61.0								
Top Speed [km/h]	63.5	66.7	68.4	66.8	64.3	62.8								
Avg. Dist. to Rail [m]	6.4	3.3	3.1	2.4	2.4	3.3								
Avg. Stride Freq. [Hz]	2.3	2.3	2.3	2.2	2.3	2.2								
Avg. Stride Length [m]	5.0	7.9	8.1	7.9	7.7	7.5								





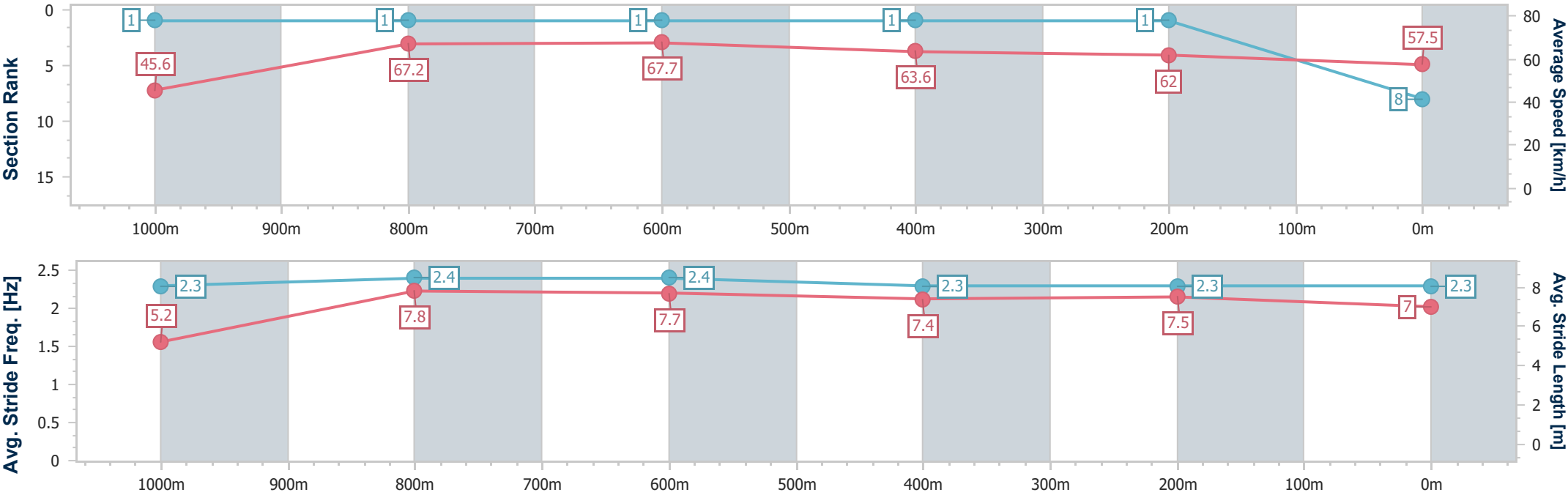
Horse/Jockey Name	Mister Tudor
Final Rank	8
Fastest Section Time (Section)	0:07.92 (Overall)
Top Speed [km/h] (Section)	70.3 (1000m)
Race State	Finished



GattonProfessional
Race 6: LADBROKES TOP 2/3/4 BETTING RATINGS BAND 0 -
55 Handicap - 1100m
09 January 2026 - 14:43
Track Rating: Good 4, Weather: Fine, Rail Position: True



Section	Overall	1000m	800m	600m	400m	200m								
Section Times	1:05.08 [8] (0:07.92)	0:57.16 [1] (0:10.76)	0:46.40 [1] (0:10.74)	0:35.66 [1] (0:11.48)	0:24.18 [1] (0:11.64)	0:12.54 [1] (0:12.54)								
Average Speed [km/h]	45.6	67.2	67.7	63.6	62.0	57.5								
Top Speed [km/h]	64.0	70.3	70.3	65.8	63.6	59.5								
Avg. Dist. to Rail [m]	6.4	1.7	2.7	2.3	1.5	3.9								
Avg. Stride Freq. [Hz]	2.3	2.4	2.4	2.3	2.3	2.3								
Avg. Stride Length [m]	5.2	7.8	7.7	7.4	7.5	7.0								





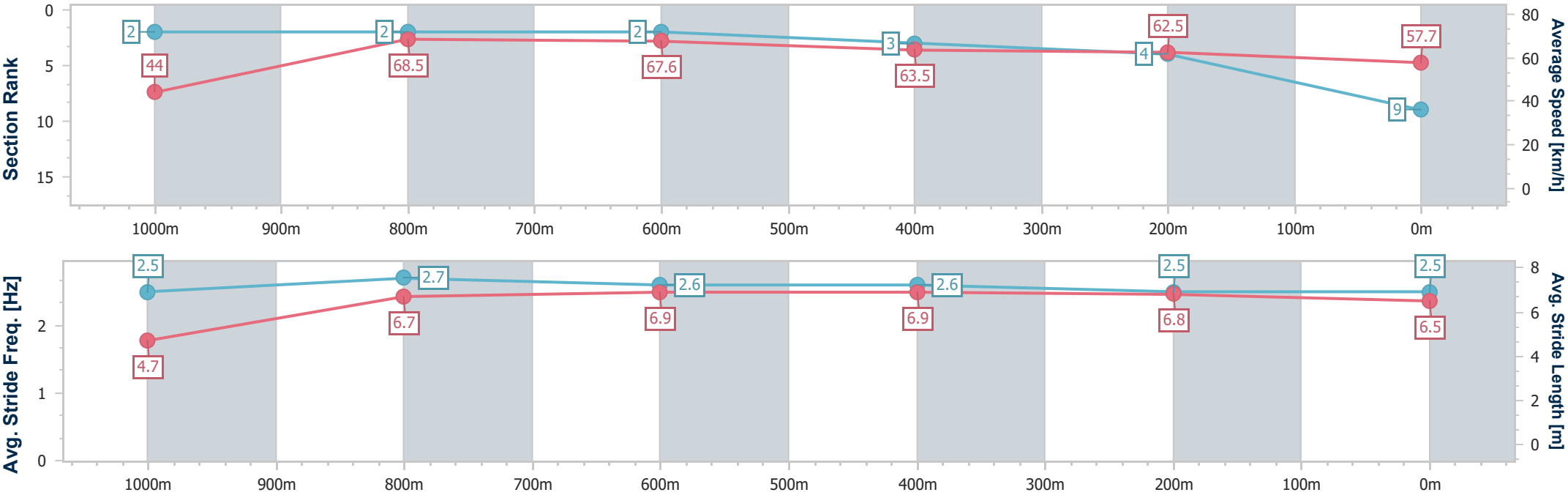
Horse/Jockey Name	Fanci Fleur
Final Rank	9
Fastest Section Time (Section)	0:08.15 (Overall)
Top Speed [km/h] (Section)	69.4 (1000m)
Race State	Finished



GattonProfessional
Race 6: LADBROKES TOP 2/3/4 BETTING RATINGS BAND 0 -
55 Handicap - 1100m
09 January 2026 - 14:43
Track Rating: Good 4, Weather: Fine, Rail Position: True



Section	Overall	1000m	800m	600m	400m	200m								
Section Times	1:05.23 [9] (0:08.15)	0:57.08 [2] (0:10.66)	0:46.42 [2] (0:10.78)	0:35.64 [2] (0:11.56)	0:24.08 [3] (0:11.62)	0:12.46 [4] (0:12.46)								
Average Speed [km/h]	44.0	68.5	67.6	63.5	62.5	57.7								
Top Speed [km/h]	65.2	69.4	69.3	65.3	63.6	60.2								
Avg. Dist. to Rail [m]	10.9	4.2	3.9	3.4	3.4	5.2								
Avg. Stride Freq. [Hz]	2.5	2.7	2.6	2.6	2.5	2.5								
Avg. Stride Length [m]	4.7	6.7	6.9	6.9	6.8	6.5								





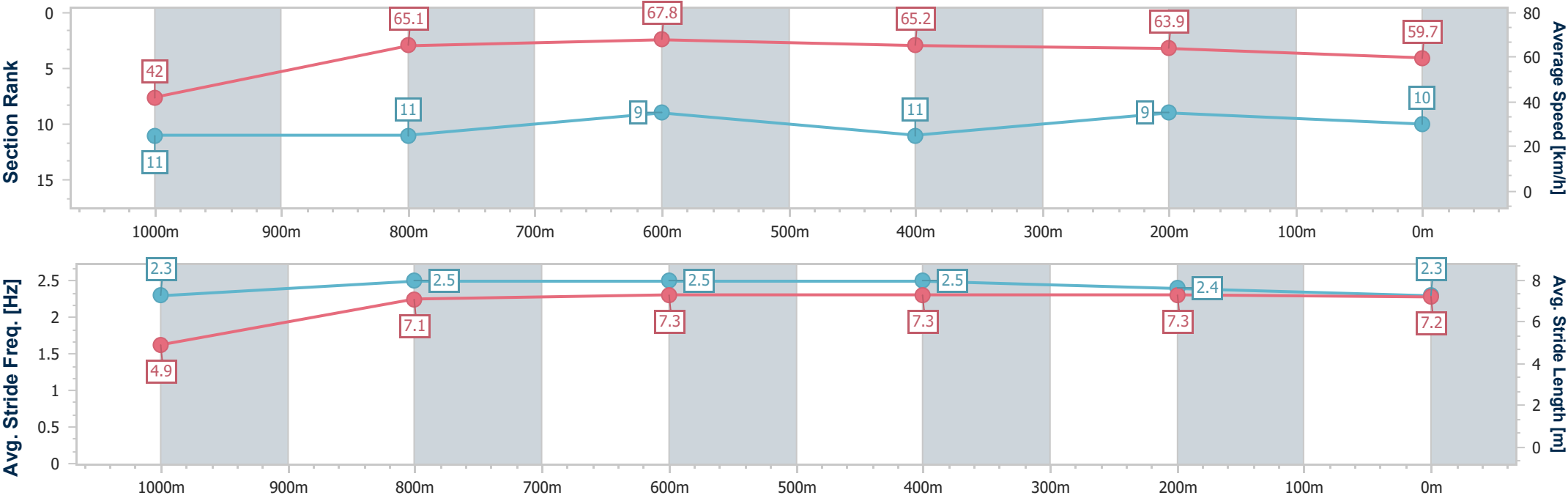
Horse/Jockey Name	Wantsomemoreofit
Final Rank	10
Fastest Section Time (Section)	0:08.55 (Overall)
Top Speed [km/h] (Section)	68.2 (600m)
Race State	Finished



GattonProfessional
Race 6: LADBROKES TOP 2/3/4 BETTING RATINGS BAND 0 -
55 Handicap - 1100m
09 January 2026 - 14:43
Track Rating: Good 4, Weather: Fine, Rail Position: True



Section	Overall	1000m	800m	600m	400m	200m								
Section Times	1:05.49 [10] (0:08.55)	0:56.94 [11] (0:11.24)	0:45.70 [11] (0:10.83)	0:34.87 [9] (0:11.42)	0:23.45 [11] (0:11.33)	0:12.12 [9] (0:12.12)								
Average Speed [km/h]	42.0	65.1	67.8	65.2	63.9	59.7								
Top Speed [km/h]	59.7	67.6	68.1	68.2	65.5	62.4								
Avg. Dist. to Rail [m]	7.3	4.6	6.1	5.7	5.0	6.4								
Avg. Stride Freq. [Hz]	2.3	2.5	2.5	2.5	2.4	2.3								
Avg. Stride Length [m]	4.9	7.1	7.3	7.3	7.3	7.2								





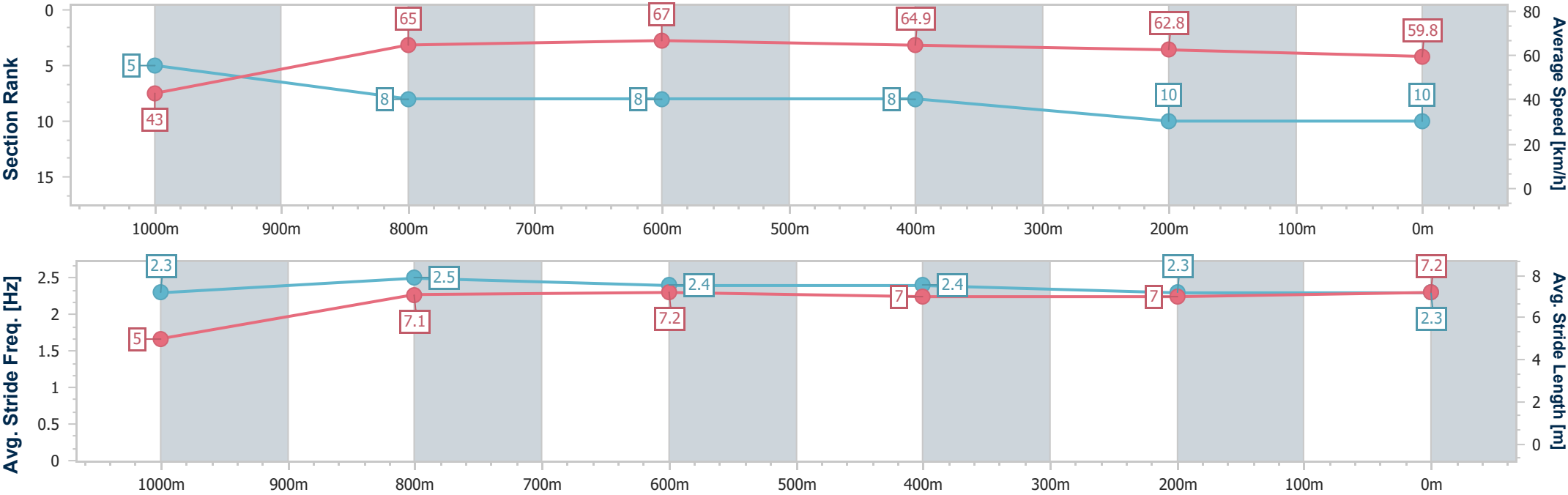
Horse/Jockey Name	Dubble Hussle
Final Rank	10
Fastest Section Time (Section)	0:08.35 (Overall)
Top Speed [km/h] (Section)	68.5 (1000m)
Race State	Finished



GattonProfessional
Race 6: LADBROKES TOP 2/3/4 BETTING RATINGS BAND 0 -
55 Handicap - 1100m
09 January 2026 - 14:43
Track Rating: Good 4, Weather: Fine, Rail Position: True



Section	Overall	1000m	800m	600m	400m	200m								
Section Times	1:05.49 [10] (0:08.35)	0:57.14 [5] (0:11.27)	0:45.87 [8] (0:10.88)	0:34.99 [8] (0:11.40)	0:23.59 [8] (0:11.52)	0:12.07 [10] (0:12.07)								
Average Speed [km/h]	43.0	65.0	67.0	64.9	62.8	59.8								
Top Speed [km/h]	61.3	68.5	68.3	66.6	64.3	61.7								
Avg. Dist. to Rail [m]	9.2	4.3	4.3	4.4	4.8	4.6								
Avg. Stride Freq. [Hz]	2.3	2.5	2.4	2.4	2.3	2.3								
Avg. Stride Length [m]	5.0	7.1	7.2	7.0	7.0	7.2								





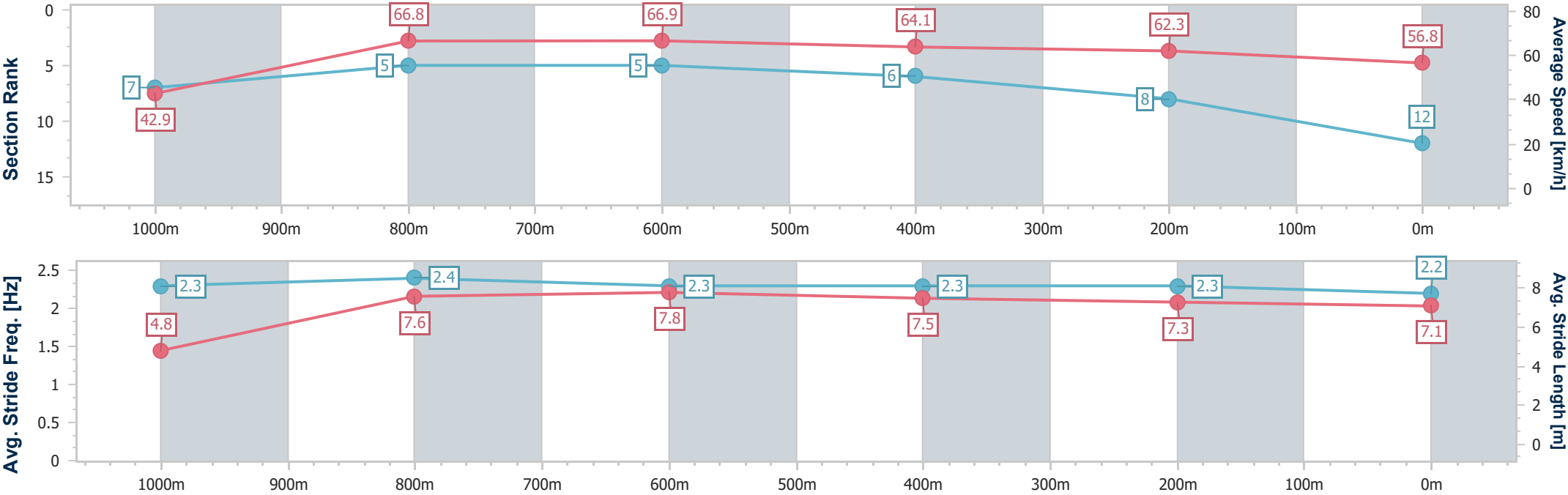
Horse/Jockey Name	Perfect Beth
Final Rank	12
Fastest Section Time (Section)	0:08.44 (Overall)
Top Speed [km/h] (Section)	68.3 (1000m)
Race State	Finished



GattonProfessional
Race 6: LADBROKES TOP 2/3/4 BETTING RATINGS BAND 0 -
55 Handicap - 1100m
09 January 2026 - 14:43
Track Rating: Good 4, Weather: Fine, Rail Position: True



Section	Overall	1000m	800m	600m	400m	200m								
Section Times	1:05.94 [12] (0:08.44)	0:57.50 [7] (0:10.88)	0:46.62 [5] (0:10.83)	0:35.79 [5] (0:11.44)	0:24.35 [6] (0:11.64)	0:12.71 [8] (0:12.71)								
Average Speed [km/h]	42.9	66.8	66.9	64.1	62.3	56.8								
Top Speed [km/h]	63.7	68.3	68.1	66.7	63.8	60.4								
Avg. Dist. to Rail [m]	5.5	2.8	3.3	3.0	3.9	4.6								
Avg. Stride Freq. [Hz]	2.3	2.4	2.3	2.3	2.3	2.2								
Avg. Stride Length [m]	4.8	7.6	7.8	7.5	7.3	7.1								





GattonProfessional
Race 7: NATIONAL BLOOD DONOR MONTH RATINGS BAND 0 - 55
Handicap - 1100m
09 January 2026 - 15:26



LOCKYER VALLEY
· TURF CLUB ·

Track Rating: Good 4, Weather: Fine, Rail Position: True

Section		Overall				1000m	800m	600m	400m	200m	Last 600m		
Field Times		1:05.00				0:56.94	0:46.23	0:34.90	0:23.08	0:11.64	0:34.90		
		(0:08.06)				(0:10.71)	(0:11.33)	(0:11.82)	(0:11.44)	(0:11.64)			
Rank	TAB	Horse/Jockey	Barrier	Top Speed [km/h]	Fastest Section							Margin	Distance Travelled [m]
1	3	QICKWIT	4	69.0	0:08.09	1:05.00 [1]	0:56.91 [3]	0:46.23 [1]	0:34.90 [1]	0:23.08 [1]	0:11.64 [1]	1:05.00	0:34.90
		Colleen Krahnen		1000m	Overall	(0:08.09)	(0:10.68)	(0:11.33)	(0:11.82)	(0:11.44)	(0:11.64)		
2	8	EXTREME ALLY	9	68.6	0:08.06	1:05.02 [2]	0:56.96 [1]	0:46.13 [3]	0:34.91 [2]	0:23.08 [2]	0:11.66 [2]	0.12L	0:34.91 +7
		Georgina Cartwright		1000m	Overall	(0:08.06)	(0:10.83)	(0:11.22)	(0:11.83)	(0:11.42)	(0:11.66)		
3	15	SHELLY'S ACE	2	68.9	0:08.07	1:05.09 [3]	0:57.02 [2]	0:46.26 [2]	0:34.84 [3]	0:22.99 [4]	0:11.60 [3]	0.5L	0:34.84 +2
		Tiffani Brooker		1000m	Overall	(0:08.07)	(0:10.76)	(0:11.42)	(0:11.85)	(0:11.39)	(0:11.60)		
4	9	ANCIENT MISSION	12	67.7	0:08.46	1:05.14 [4]	0:56.68 [7]	0:45.57 [8]	0:34.03 [10]	0:22.20 [10]	0:11.08 [10]	0.8L	0:34.03 +5
		Anthony Allen		1000m	Overall	(0:08.46)	(0:11.11)	(0:11.54)	(0:11.83)	(0:11.12)	(0:11.08)		
5	12	WORLDY SPIRIT	3	67.8	0:08.42	1:05.17 [5]	0:56.75 [6]	0:45.74 [6]	0:34.61 [5]	0:22.91 [5]	0:11.59 [6]	1L	0:34.61 +1
		Adin Thompson		800m	Overall	(0:08.42)	(0:11.01)	(0:11.13)	(0:11.70)	(0:11.32)	(0:11.59)		
6	6	LOVE TO ALL	6	67.4	0:08.35	1:05.22 [6]	0:56.87 [5]	0:45.91 [5]	0:34.65 [6]	0:22.88 [6]	0:11.69 [4]	1.28L	0:34.65 +5
		Micheal Hellyer		1000m	Overall	(0:08.35)	(0:10.96)	(0:11.26)	(0:11.77)	(0:11.19)	(0:11.69)		
7	11	MISHANI BREEZE	11	68.5	0:08.58	1:05.30 [7]	0:56.72 [8]	0:45.82 [7]	0:34.47 [8]	0:22.84 [8]	0:11.59 [7]	1.76L	0:34.47 +4
		Chloe Lowe		1000m	Overall	(0:08.58)	(0:10.90)	(0:11.35)	(0:11.63)	(0:11.25)	(0:11.59)		
8	1	BRAVE COWBOY BILL	5	67.7	0:08.63	1:05.31 [8]	0:56.68 [10]	0:45.69 [9]	0:34.58 [7]	0:22.96 [7]	0:11.58 [8]	1.83L	0:34.58 -2
		Scott Sheargold		1000m	Overall	(0:08.63)	(0:10.99)	(0:11.11)	(0:11.62)	(0:11.38)	(0:11.58)		
9	10	JIDAYUBORI	1	67.2	0:08.13	1:05.50 [9]	0:57.37 [4]	0:46.42 [4]	0:35.20 [4]	0:23.41 [3]	0:11.96 [5]	2.93L	0:35.20 +1
		Les Tilley		800m	Overall	(0:08.13)	(0:10.95)	(0:11.22)	(0:11.79)	(0:11.45)	(0:11.96)		
10	4	OYSTERCATCHER	16	67.7	0:08.60	1:05.72 [10]	0:57.12 [9]	0:45.76 [10]	0:34.68 [9]	0:22.99 [9]	0:11.67 [9]	4.26L	0:34.68 +0
		Chelsea Francis		1000m	Overall	(0:08.60)	(0:11.36)	(0:11.08)	(0:11.69)	(0:11.32)	(0:11.67)		

Scratched: Heavenly Az (#14), Little Vain (#13), Defying (#5), Surcote (#7)



GattonProfessional
Race 7: NATIONAL BLOOD DONOR MONTH RATINGS BAND 0 - 55
Handicap - 1100m
09 January 2026 - 15:26



LOCKYER VALLEY
· TURF CLUB ·

Track Rating: Good 4, Weather: Fine, Rail Position: True

Section						Overall	1000m	800m	600m	400m	200m	Last 600m		
Field Times						1:05.00 (0:08.06)	0:56.94 (0:10.71)	0:46.23 (0:11.33)	0:34.90 (0:11.82)	0:23.08 (0:11.44)	0:11.64 (0:11.64)	0:34.90		
Rank	TAB	Horse/Jockey	Barrier	Top Speed [km/h]	Fastest Section							Margin	Distance Travelled [m]	
11	16	JAMAICAN	15	66.4	0:09.07	1:06.50 [11]	0:57.43 [12]	0:45.86 [12]	0:34.59 [12]	0:22.96 [12]	0:11.55 [11]	8.8L	0:34.59	-1
		Rhiannon Payne		800m	Overall	(0:09.07)	(0:11.57)	(0:11.27)	(0:11.63)	(0:11.41)	(0:11.55)			
12	2	ROCONONO	8	67.1	0:08.98	1:07.55 [12]	0:58.57 [11]	0:47.26 [11]	0:36.24 [11]	0:24.32 [11]	0:12.59 [12]	14.98L	0:36.24	+3
		Jason Taylor		800m	Overall	(0:08.98)	(0:11.31)	(0:11.02)	(0:11.92)	(0:11.73)	(0:12.59)			

Scratched: Heavenly Az (#14), Little Vain (#13), Defying (#5), Surcote (#7)



Horse/Jockey Name	Qickwit
Final Rank	1
Fastest Section Time (Section)	0:08.09 (Overall)
Top Speed [km/h] (Section)	69.0 (1000m)
Race State	Finished

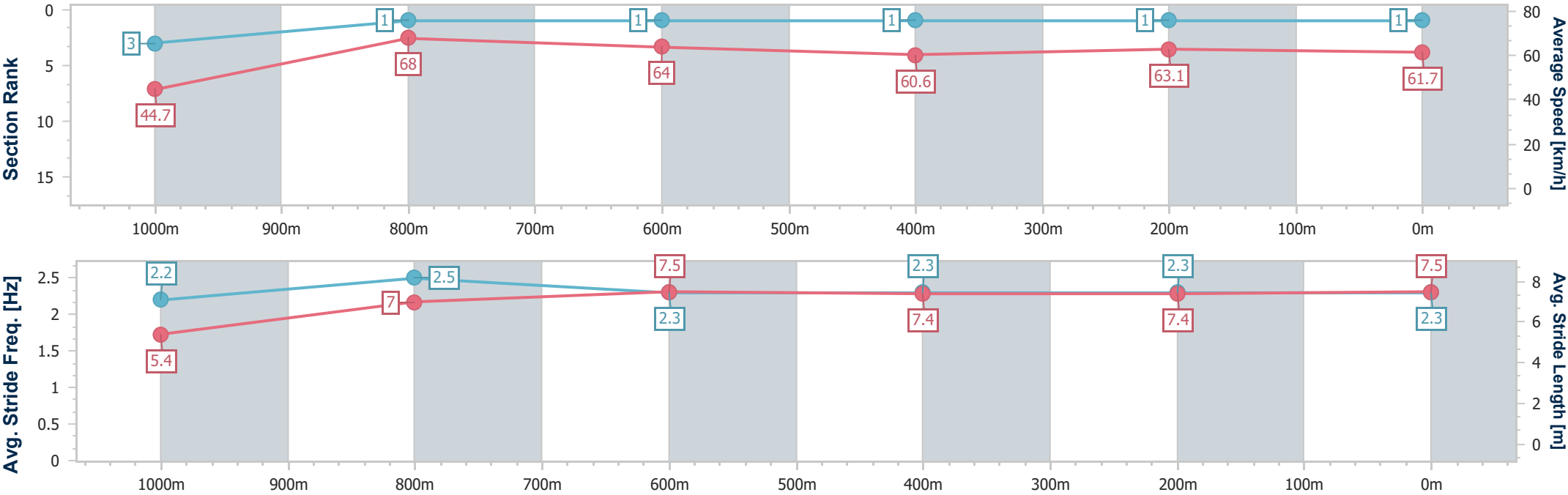


GattonProfessional
Race 7: NATIONAL BLOOD DONOR MONTH RATINGS BAND 0 -
55 Handicap - 1100m
09 January 2026 - 15:26



Track Rating: Good 4, Weather: Fine, Rail Position: True

Section	Overall	1000m	800m	600m	400m	200m							
Section Times	1:05.00 [1] (0:08.09)	0:56.91 [3] (0:10.68)	0:46.23 [1] (0:11.33)	0:34.90 [1] (0:11.82)	0:23.08 [1] (0:11.44)	0:11.64 [1] (0:11.64)							
Average Speed [km/h]	44.7	68.0	64.0	60.6	63.1	61.7							
Top Speed [km/h]	66.1	69.0	67.0	62.7	64.8	64.4							
Avg. Dist. to Rail [m]	4.8	3.5	2.0	0.4	0.6	2.8							
Avg. Stride Freq. [Hz]	2.2	2.5	2.3	2.3	2.3	2.3							
Avg. Stride Length [m]	5.4	7.0	7.5	7.4	7.4	7.5							





Horse/Jockey Name	Extreme Ally
Final Rank	2
Fastest Section Time (Section)	0:08.06 (Overall)
Top Speed [km/h] (Section)	68.6 (1000m)
Race State	Finished

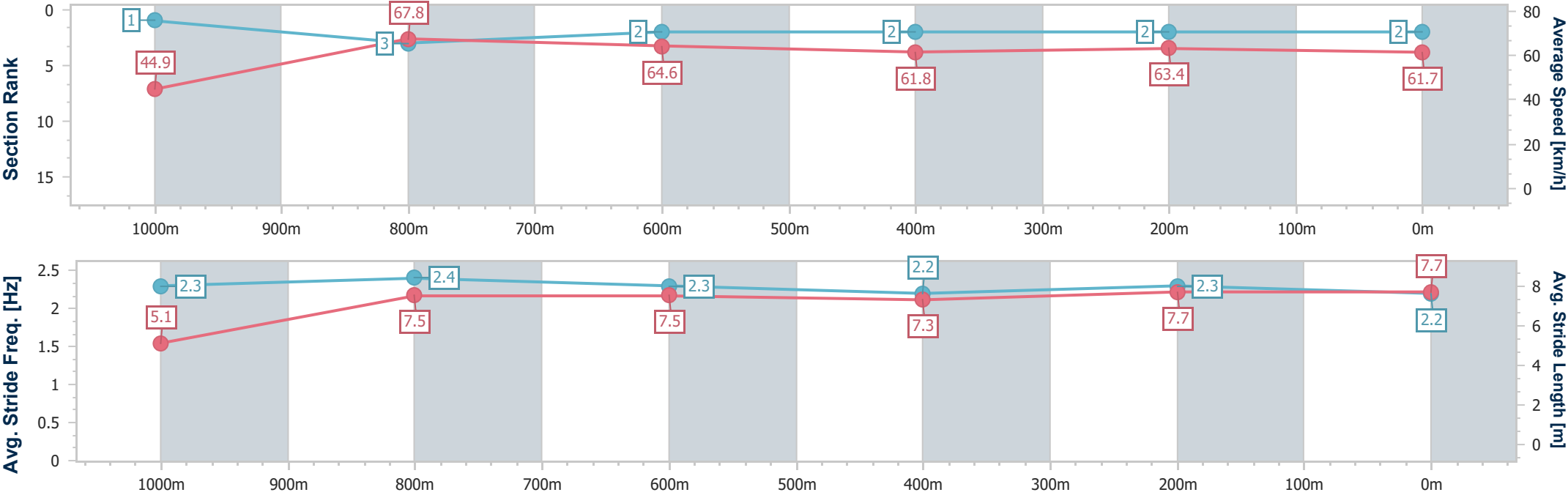


GattonProfessional
Race 7: NATIONAL BLOOD DONOR MONTH RATINGS BAND 0 -
55 Handicap - 1100m
09 January 2026 - 15:26



Track Rating: Good 4, Weather: Fine, Rail Position: True

Section	Overall	1000m	800m	600m	400m	200m							
Section Times	1:05.02 [2] (0:08.06)	0:56.96 [1] (0:10.83)	0:46.13 [3] (0:11.22)	0:34.91 [2] (0:11.83)	0:23.08 [2] (0:11.42)	0:11.66 [2] (0:11.66)							
Average Speed [km/h]	44.9	67.8	64.6	61.8	63.4	61.7							
Top Speed [km/h]	65.1	68.6	68.3	62.9	64.5	63.6							
Avg. Dist. to Rail [m]	7.6	4.8	3.2	2.6	3.9	5.9							
Avg. Stride Freq. [Hz]	2.3	2.4	2.3	2.2	2.3	2.2							
Avg. Stride Length [m]	5.1	7.5	7.5	7.3	7.7	7.7							





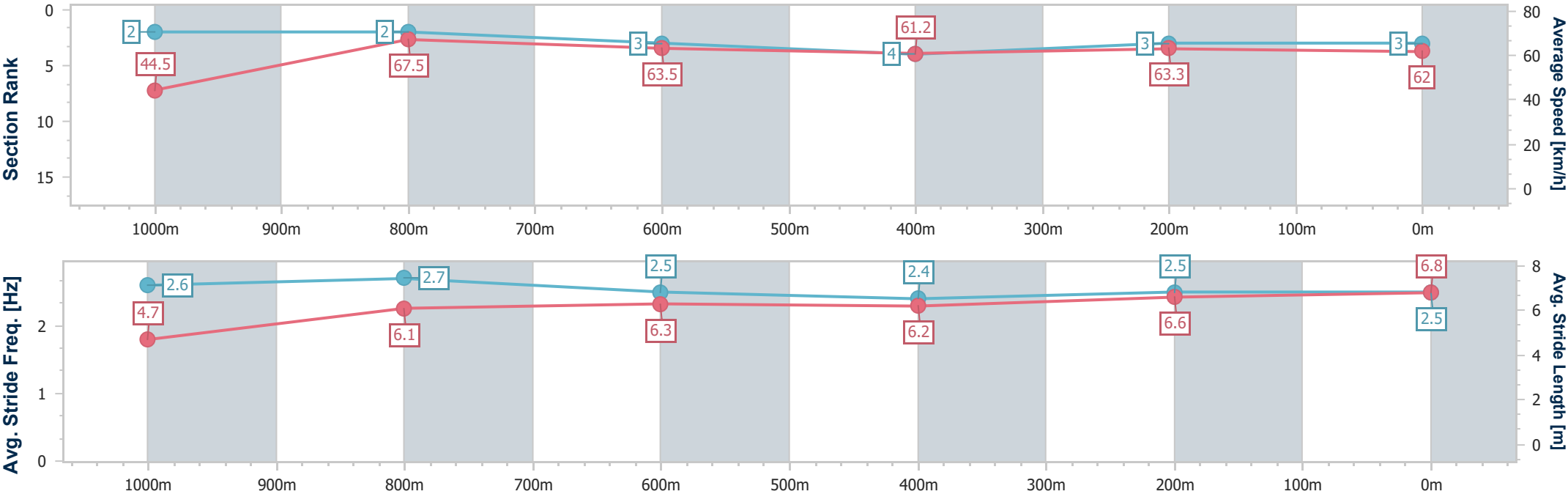
Horse/Jockey Name	Shelly's Ace
Final Rank	3
Fastest Section Time (Section)	0:08.07 (Overall)
Top Speed [km/h] (Section)	68.9 (1000m)
Race State	Finished



GattonProfessional
Race 7: NATIONAL BLOOD DONOR MONTH RATINGS BAND 0 -
55 Handicap - 1100m
09 January 2026 - 15:26
Track Rating: Good 4, Weather: Fine, Rail Position: True



Section	Overall	1000m	800m	600m	400m	200m							
Section Times	1:05.09 [3] (0:08.07)	0:57.02 [2] (0:10.76)	0:46.26 [2] (0:11.42)	0:34.84 [3] (0:11.85)	0:22.99 [4] (0:11.39)	0:11.60 [3] (0:11.60)							
Average Speed [km/h]	44.5	67.5	63.5	61.2	63.3	62.0							
Top Speed [km/h]	64.7	68.9	67.2	62.3	64.6	64.3							
Avg. Dist. to Rail [m]	3.3	2.4	1.6	1.3	1.7	2.2							
Avg. Stride Freq. [Hz]	2.6	2.7	2.5	2.4	2.5	2.5							
Avg. Stride Length [m]	4.7	6.1	6.3	6.2	6.6	6.8							





Horse/Jockey Name	Ancient Mission
Final Rank	4
Fastest Section Time (Section)	0:08.46 (Overall)
Top Speed [km/h] (Section)	67.7 (1000m)
Race State	Finished

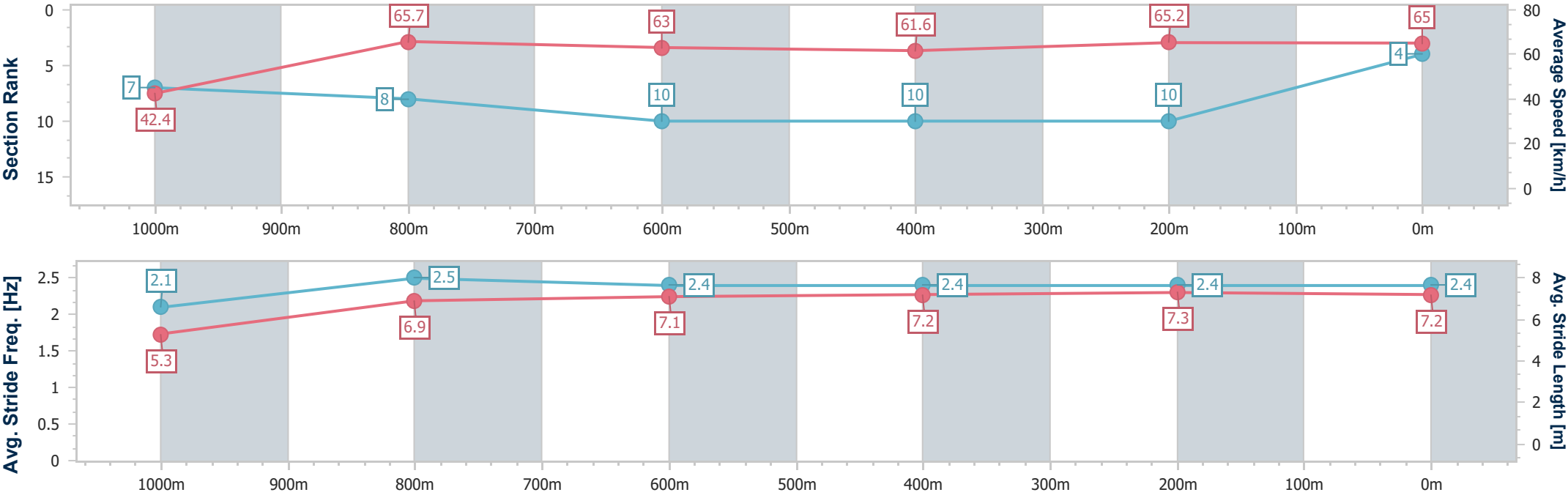


GattonProfessional
Race 7: NATIONAL BLOOD DONOR MONTH RATINGS BAND 0 -
55 Handicap - 1100m
09 January 2026 - 15:26



Track Rating: Good 4, Weather: Fine, Rail Position: True

Section	Overall	1000m	800m	600m	400m	200m							
Section Times	1:05.14 [4] (0:08.46)	0:56.68 [7] (0:11.11)	0:45.57 [8] (0:11.54)	0:34.03 [10] (0:11.83)	0:22.20 [10] (0:11.12)	0:11.08 [10] (0:11.08)							
Average Speed [km/h]	42.4	65.7	63.0	61.6	65.2	65.0							
Top Speed [km/h]	61.1	67.7	66.9	63.5	65.9	65.8							
Avg. Dist. to Rail [m]	9.1	3.9	3.7	2.3	2.7	6.3							
Avg. Stride Freq. [Hz]	2.1	2.5	2.4	2.4	2.4	2.4							
Avg. Stride Length [m]	5.3	6.9	7.1	7.2	7.3	7.2							





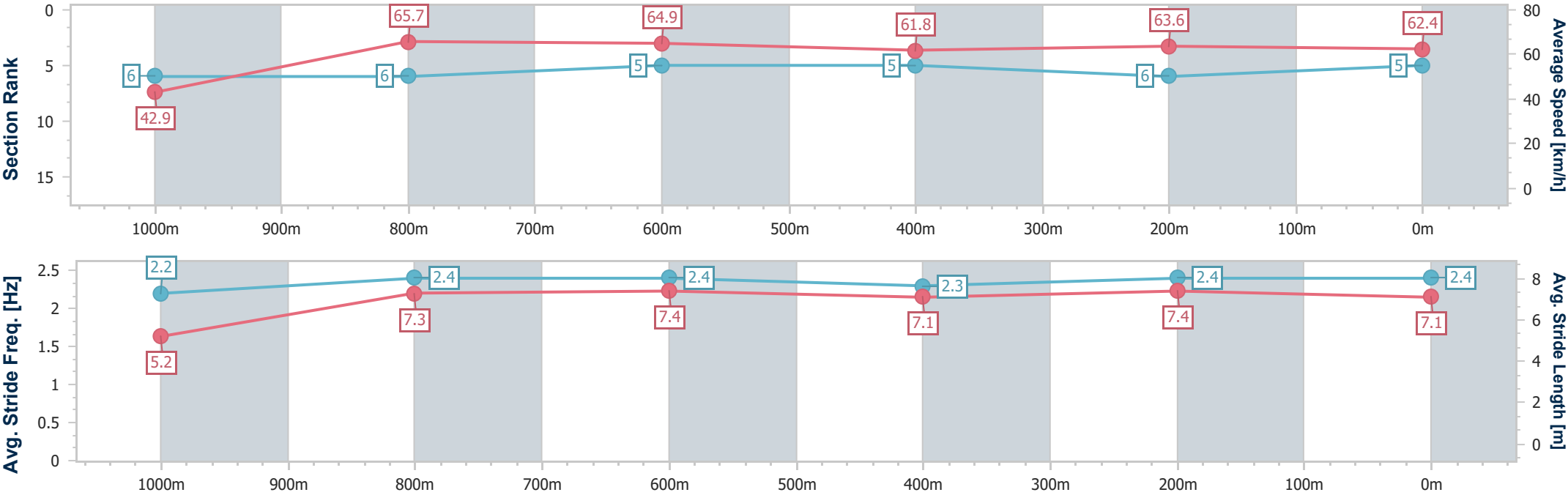
Horse/Jockey Name	Worldy Spirit
Final Rank	5
Fastest Section Time (Section)	0:08.42 (Overall)
Top Speed [km/h] (Section)	67.8 (800m)
Race State	Finished



GattonProfessional
Race 7: NATIONAL BLOOD DONOR MONTH RATINGS BAND 0 -
55 Handicap - 1100m
09 January 2026 - 15:26
Track Rating: Good 4, Weather: Fine, Rail Position: True



Section	Overall	1000m	800m	600m	400m	200m								
Section Times	1:05.17 [5] (0:08.42)	0:56.75 [6] (0:11.01)	0:45.74 [6] (0:11.13)	0:34.61 [5] (0:11.70)	0:22.91 [5] (0:11.32)	0:11.59 [6] (0:11.59)								
Average Speed [km/h]	42.9	65.7	64.9	61.8	63.6	62.4								
Top Speed [km/h]	63.0	67.5	67.8	62.6	65.2	63.2								
Avg. Dist. to Rail [m]	3.8	1.4	0.9	0.5	2.1	5.5								
Avg. Stride Freq. [Hz]	2.2	2.4	2.4	2.3	2.4	2.4								
Avg. Stride Length [m]	5.2	7.3	7.4	7.1	7.4	7.1								





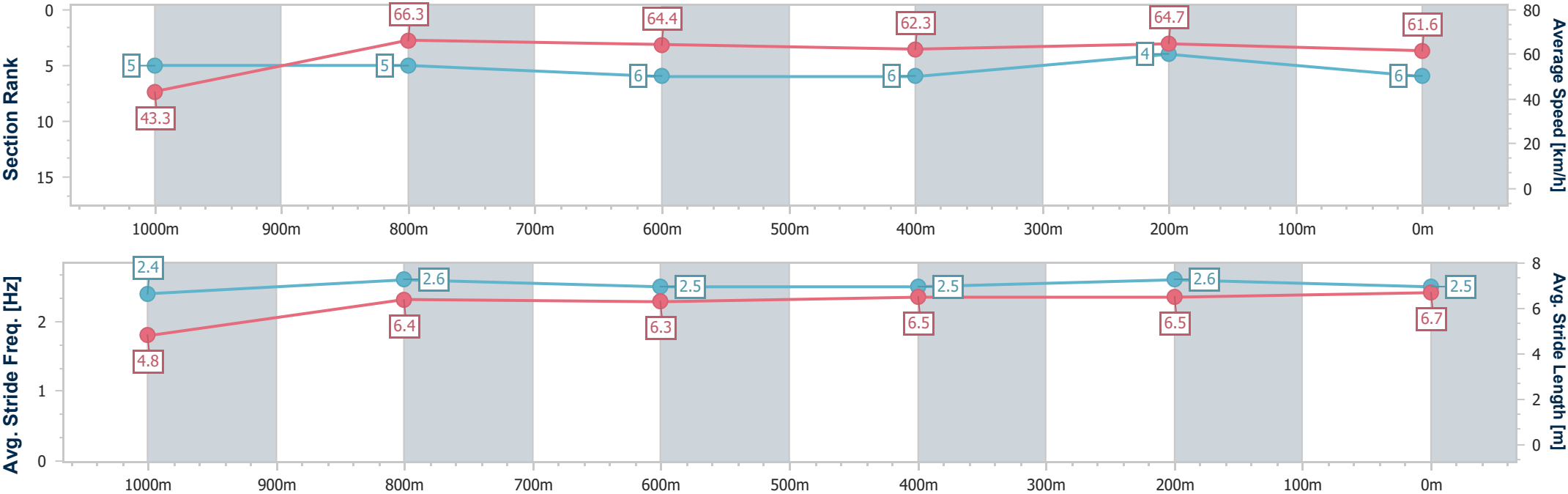
Horse/Jockey Name	Love To All
Final Rank	6
Fastest Section Time (Section)	0:08.35 (Overall)
Top Speed [km/h] (Section)	67.4 (1000m)
Race State	Finished



GattonProfessional
Race 7: NATIONAL BLOOD DONOR MONTH RATINGS BAND 0 -
55 Handicap - 1100m
09 January 2026 - 15:26
Track Rating: Good 4, Weather: Fine, Rail Position: True



Section	Overall	1000m	800m	600m	400m	200m								
Section Times	1:05.22 [6] (0:08.35)	0:56.87 [5] (0:10.96)	0:45.91 [5] (0:11.26)	0:34.65 [6] (0:11.77)	0:22.88 [6] (0:11.19)	0:11.69 [4] (0:11.69)								
Average Speed [km/h]	43.3	66.3	64.4	62.3	64.7	61.6								
Top Speed [km/h]	62.7	67.4	67.0	64.0	65.5	64.1								
Avg. Dist. to Rail [m]	6.0	2.7	3.1	2.7	4.7	7.0								
Avg. Stride Freq. [Hz]	2.4	2.6	2.5	2.5	2.6	2.5								
Avg. Stride Length [m]	4.8	6.4	6.3	6.5	6.5	6.7								





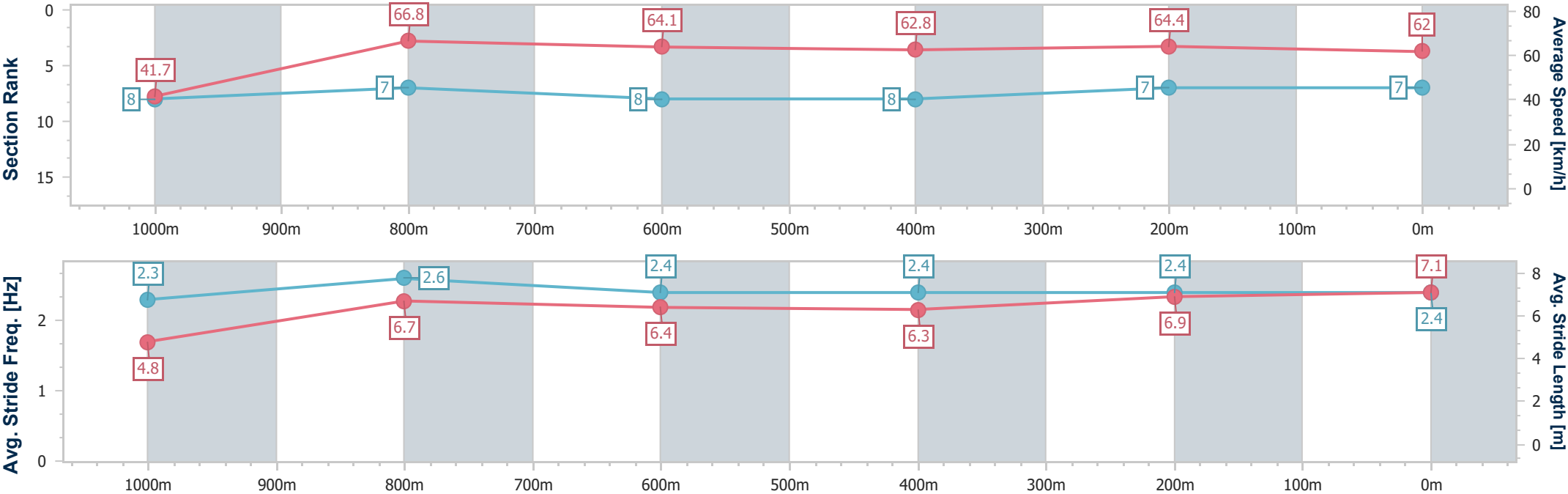
Horse/Jockey Name	Mishani Breeze
Final Rank	7
Fastest Section Time (Section)	0:08.58 (Overall)
Top Speed [km/h] (Section)	68.5 (1000m)
Race State	Finished



GattonProfessional
Race 7: NATIONAL BLOOD DONOR MONTH RATINGS BAND 0 -
55 Handicap - 1100m
09 January 2026 - 15:26
Track Rating: Good 4, Weather: Fine, Rail Position: True



Section	Overall	1000m	800m	600m	400m	200m							
Section Times	1:05.30 [7] (0:08.58)	0:56.72 [8] (0:10.90)	0:45.82 [7] (0:11.35)	0:34.47 [8] (0:11.63)	0:22.84 [8] (0:11.25)	0:11.59 [7] (0:11.59)							
Average Speed [km/h]	41.7	66.8	64.1	62.8	64.4	62.0							
Top Speed [km/h]	61.5	68.5	67.3	64.8	65.0	64.0							
Avg. Dist. to Rail [m]	7.6	2.7	3.4	2.5	3.2	3.6							
Avg. Stride Freq. [Hz]	2.3	2.6	2.4	2.4	2.4	2.4							
Avg. Stride Length [m]	4.8	6.7	6.4	6.3	6.9	7.1							





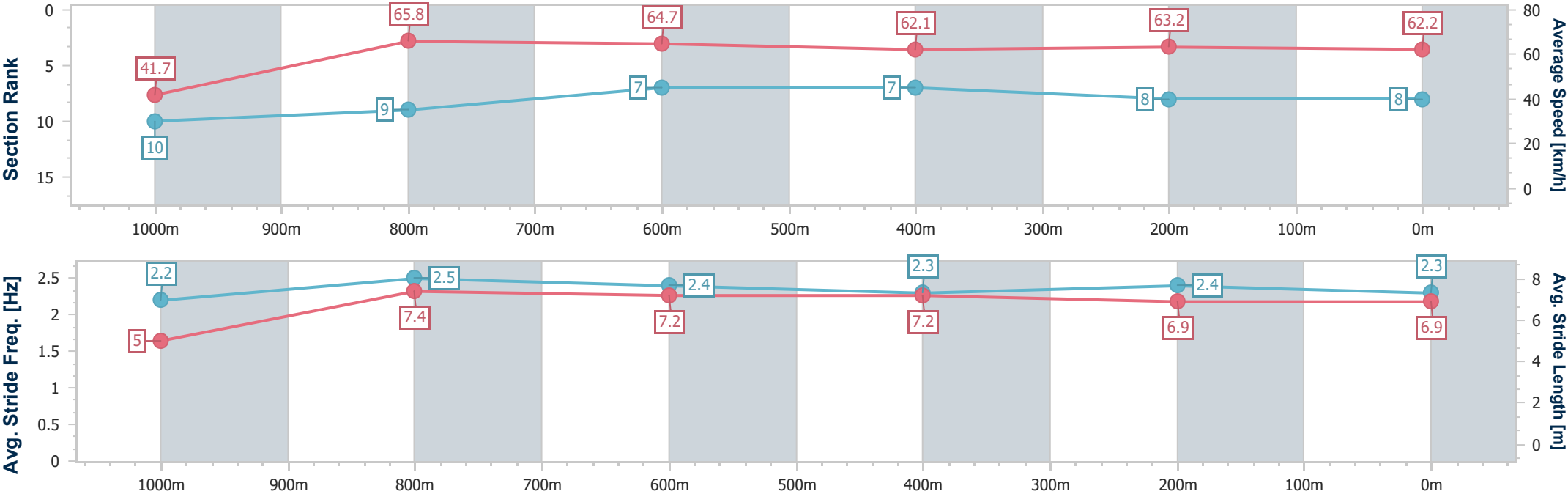
Horse/Jockey Name	Brave Cowboy Bill
Final Rank	8
Fastest Section Time (Section)	0:08.63 (Overall)
Top Speed [km/h] (Section)	67.7 (1000m)
Race State	Finished



GattonProfessional
Race 7: NATIONAL BLOOD DONOR MONTH RATINGS BAND 0 -
55 Handicap - 1100m
09 January 2026 - 15:26
Track Rating: Good 4, Weather: Fine, Rail Position: True



Section	Overall	1000m	800m	600m	400m	200m								
Section Times	1:05.31 [8] (0:08.63)	0:56.68 [10] (0:10.99)	0:45.69 [9] (0:11.11)	0:34.58 [7] (0:11.62)	0:22.96 [7] (0:11.38)	0:11.58 [8] (0:11.58)								
Average Speed [km/h]	41.7	65.8	64.7	62.1	63.2	62.2								
Top Speed [km/h]	60.9	67.7	67.0	63.2	64.7	64.9								
Avg. Dist. to Rail [m]	5.2	1.1	0.3	0.4	0.9	2.3								
Avg. Stride Freq. [Hz]	2.2	2.5	2.4	2.3	2.4	2.3								
Avg. Stride Length [m]	5.0	7.4	7.2	7.2	6.9	6.9								





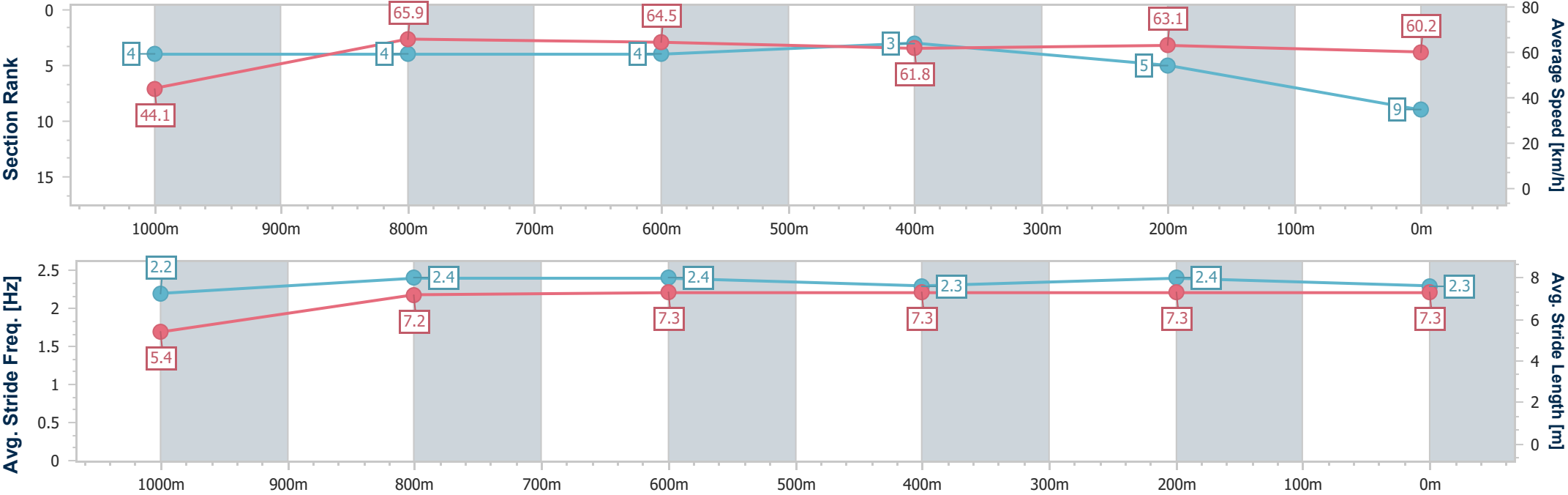
Horse/Jockey Name	Jidayubori
Final Rank	9
Fastest Section Time (Section)	0:08.13 (Overall)
Top Speed [km/h] (Section)	67.2 (800m)
Race State	Finished



GattonProfessional
Race 7: NATIONAL BLOOD DONOR MONTH RATINGS BAND 0 -
55 Handicap - 1100m
09 January 2026 - 15:26
Track Rating: Good 4, Weather: Fine, Rail Position: True



Section	Overall	1000m	800m	600m	400m	200m								
Section Times	1:05.50 [9] (0:08.13)	0:57.37 [4] (0:10.95)	0:46.42 [4] (0:11.22)	0:35.20 [4] (0:11.79)	0:23.41 [3] (0:11.45)	0:11.96 [5] (0:11.96)								
Average Speed [km/h]	44.1	65.9	64.5	61.8	63.1	60.2								
Top Speed [km/h]	64.8	66.7	67.2	62.7	63.9	62.5								
Avg. Dist. to Rail [m]	1.5	0.8	1.2	1.7	4.0	6.8								
Avg. Stride Freq. [Hz]	2.2	2.4	2.4	2.3	2.4	2.3								
Avg. Stride Length [m]	5.4	7.2	7.3	7.3	7.3	7.3								





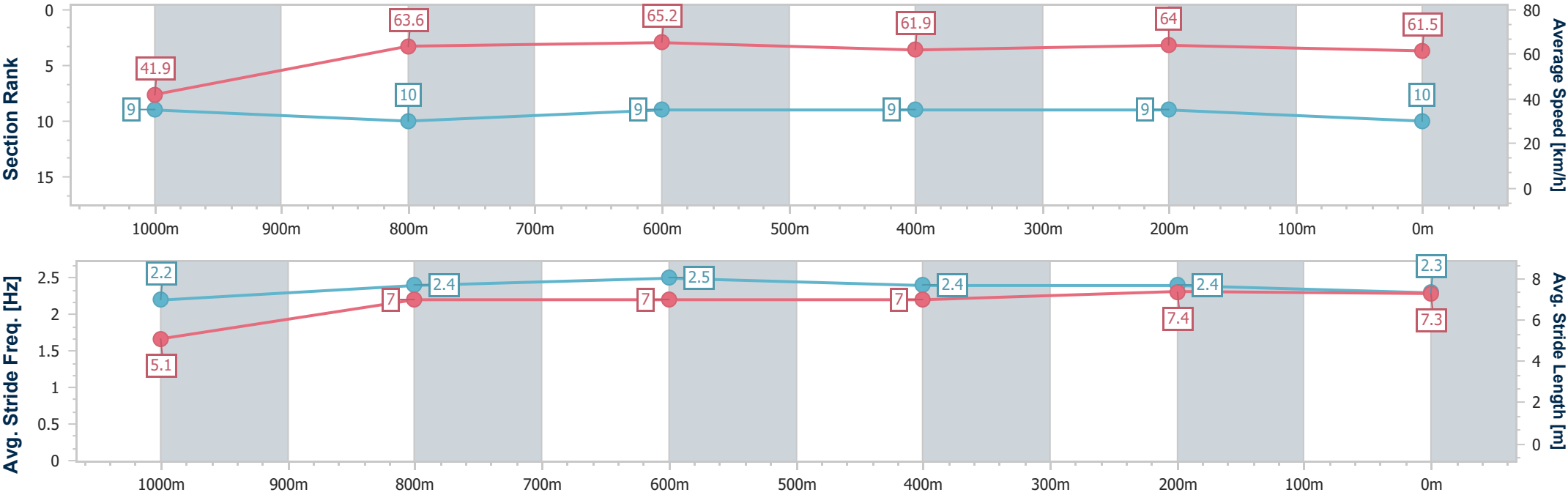
Horse/Jockey Name	Oystercatcher
Final Rank	10
Fastest Section Time (Section)	0:08.60 (Overall)
Top Speed [km/h] (Section)	67.7 (1000m)
Race State	Finished



GattonProfessional
Race 7: NATIONAL BLOOD DONOR MONTH RATINGS BAND 0 -
55 Handicap - 1100m
09 January 2026 - 15:26
Track Rating: Good 4, Weather: Fine, Rail Position: True



Section	Overall	1000m	800m	600m	400m	200m								
Section Times	1:05.72 [10] (0:08.60)	0:57.12 [9] (0:11.36)	0:45.76 [10] (0:11.08)	0:34.68 [9] (0:11.69)	0:22.99 [9] (0:11.32)	0:11.67 [9] (0:11.67)								
Average Speed [km/h]	41.9	63.6	65.2	61.9	64.0	61.5								
Top Speed [km/h]	58.5	67.7	67.1	64.8	64.7	63.9								
Avg. Dist. to Rail [m]	10.2	2.3	1.1	1.1	1.6	2.5								
Avg. Stride Freq. [Hz]	2.2	2.4	2.5	2.4	2.4	2.3								
Avg. Stride Length [m]	5.1	7.0	7.0	7.0	7.4	7.3								





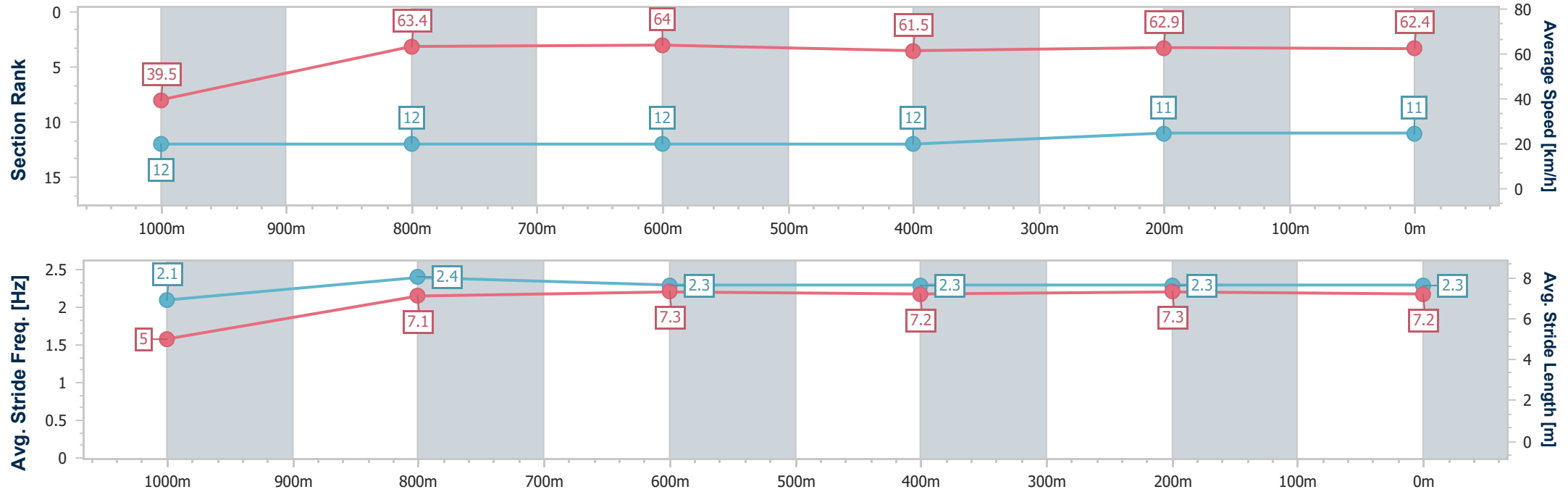
Horse/Jockey Name	Jamaican
Final Rank	11
Fastest Section Time (Section)	0:09.07 (Overall)
Top Speed [km/h] (Section)	66.4 (800m)
Race State	Finished



GattonProfessional
Race 7: NATIONAL BLOOD DONOR MONTH RATINGS BAND 0 -
55 Handicap - 1100m
09 January 2026 - 15:26
Track Rating: Good 4, Weather: Fine, Rail Position: True



Section	Overall	1000m	800m	600m	400m	200m							
Section Times	1:06.50 [11] (0:09.07)	0:57.43 [12] (0:11.57)	0:45.86 [12] (0:11.27)	0:34.59 [12] (0:11.63)	0:22.96 [12] (0:11.41)	0:11.55 [11] (0:11.55)							
Average Speed [km/h]	39.5	63.4	64.0	61.5	62.9	62.4							
Top Speed [km/h]	60.2	66.0	66.4	63.0	63.7	63.5							
Avg. Dist. to Rail [m]	10.5	4.0	1.9	1.3	0.7	0.7							
Avg. Stride Freq. [Hz]	2.1	2.4	2.3	2.3	2.3	2.3							
Avg. Stride Length [m]	5.0	7.1	7.3	7.2	7.3	7.2							





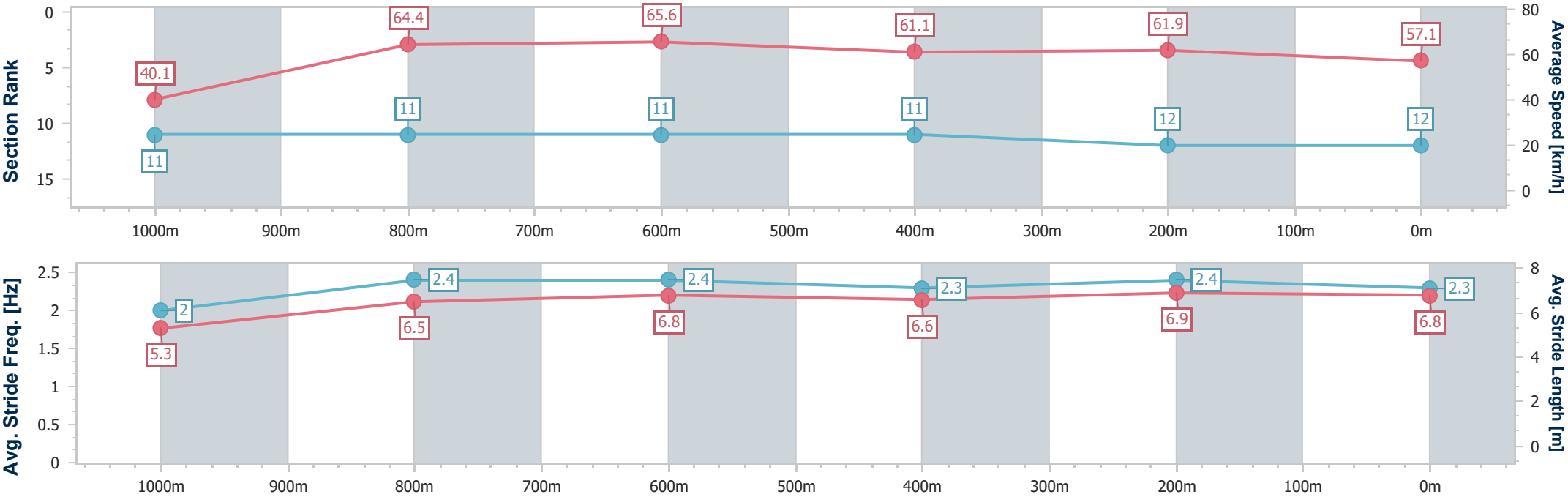
Horse/Jockey Name	Roconono
Final Rank	12
Fastest Section Time (Section)	0:08.98 (Overall)
Top Speed [km/h] (Section)	67.1 (800m)
Race State	Finished



GattonProfessional
Race 7: NATIONAL BLOOD DONOR MONTH RATINGS BAND 0 -
55 Handicap - 1100m
09 January 2026 - 15:26
Track Rating: Good 4, Weather: Fine, Rail Position: True



Section	Overall	1000m	800m	600m	400m	200m								
Section Times	1:07.55 [12] (0:08.98)	0:58.57 [11] (0:11.31)	0:47.26 [11] (0:11.02)	0:36.24 [11] (0:11.92)	0:24.32 [11] (0:11.73)	0:12.59 [12] (0:12.59)								
Average Speed [km/h]	40.1	64.4	65.6	61.1	61.9	57.1								
Top Speed [km/h]	60.1	67.0	67.1	64.1	62.3	61.2								
Avg. Dist. to Rail [m]	6.8	2.1	2.5	2.0	3.3	4.3								
Avg. Stride Freq. [Hz]	2.0	2.4	2.4	2.3	2.4	2.3								
Avg. Stride Length [m]	5.3	6.5	6.8	6.6	6.9	6.8								





GattonProfessional

Race 8: MCNEIL FARMS BENCHMARK 60 Handicap - 1100m

09 January 2026 - 16:03



LOCKYER VALLEY
TURF CLUB

Track Rating: Good 4, Weather: Fine, Rail Position: True

Section		Overall				1000m	800m	600m	400m	200m	Last 600m		
Field Times		1:04.10				0:56.13	0:45.27	0:34.34	0:22.89	0:11.56	0:34.34		
		(0:07.97)				(0:10.86)	(0:10.93)	(0:11.45)	(0:11.33)	(0:11.56)			
Rank	TAB	Horse/Jockey	Barrier	Top Speed [km/h]	Fastest Section						Margin	Distance Travelled [m]	
1	7	RED FEATHER BOA	10	67.6	0:08.12	1:04.10 [1]	0:55.98 [5]	0:45.03 [5]	0:34.05 [5]	0:22.65 [4]	0:11.50 [3]	1:04.10	0:34.05
		Tiffani Brooker		800m	Overall	(0:08.12)	(0:10.95)	(0:10.98)	(0:11.40)	(0:11.15)	(0:11.50)		
2	11	HELIKEDEMPRETTY	12	69.1	0:08.28	1:04.12 [2]	0:55.84 [7]	0:44.76 [7]	0:34.00 [6]	0:22.69 [2]	0:11.58 [1]	0.07L	0:34.00 +5
		Les Tilley		800m	Overall	(0:08.28)	(0:11.08)	(0:10.76)	(0:11.31)	(0:11.11)	(0:11.58)		
3	2	HEROIC CHIEF	16	68.3	0:08.50	1:04.25 [3]	0:55.75 [10]	0:44.57 [11]	0:33.82 [10]	0:22.53 [8]	0:11.46 [5]	0.87L	0:33.82 +3
		Georgina Cartwright		800m	Overall	(0:08.50)	(0:11.18)	(0:10.75)	(0:11.29)	(0:11.07)	(0:11.46)		
4	10	CEEKAY'S CHOICE	7	68.3	0:08.08	1:04.36 [4]	0:56.28 [4]	0:45.33 [4]	0:34.39 [4]	0:22.81 [6]	0:11.59 [4]	1.49L	0:34.39 +5
		Brandon Lerena		1000m	Overall	(0:08.08)	(0:10.95)	(0:10.94)	(0:11.58)	(0:11.22)	(0:11.59)		
5	16	PUROSANGUE	3	68.6	0:07.97	1:04.41 [5]	0:56.44 [1]	0:45.58 [1]	0:34.65 [1]	0:23.20 [1]	0:11.84 [2]	1.82L	0:34.65 -2
		Anthony Allen		800m	Overall	(0:07.97)	(0:10.86)	(0:10.93)	(0:11.45)	(0:11.36)	(0:11.84)		
6	17	EVERYWHERE	4	67.3	0:08.53	1:04.51 [6]	0:55.98 [11]	0:44.84 [10]	0:33.85 [11]	0:22.48 [11]	0:11.35 [11]	2.36L	0:33.85 +5
		Ron Stewart		800m	Overall	(0:08.53)	(0:11.14)	(0:10.99)	(0:11.37)	(0:11.13)	(0:11.35)		
7	9	BONNIE AMORE	11	69.5	0:08.36	1:04.63 [7]	0:56.27 [8]	0:45.16 [9]	0:34.40 [8]	0:22.88 [10]	0:11.65 [8]	3.07L	0:34.40 +16
		Dale Smith		800m	Overall	(0:08.36)	(0:11.11)	(0:10.76)	(0:11.52)	(0:11.23)	(0:11.65)		
8	15	VEGA NOVA	5	68.7	0:08.47	1:04.81 [8]	0:56.34 [9]	0:45.43 [8]	0:34.59 [7]	0:23.17 [7]	0:11.81 [9]	4.12L	0:34.59 +8
		Micheal Hellyer		1000m	Overall	(0:08.47)	(0:10.91)	(0:10.84)	(0:11.42)	(0:11.36)	(0:11.81)		
9	13	COUNT NICHOLAS	6	68.4	0:08.08	1:04.85 [9]	0:56.77 [3]	0:45.89 [3]	0:34.99 [2]	0:23.41 [3]	0:11.99 [6]	4.4L	0:34.99 +5
		Bailie Baker		800m	Overall	(0:08.08)	(0:10.88)	(0:10.90)	(0:11.58)	(0:11.42)	(0:11.99)		
10	8	BETTA BEING SINGLE	8	67.9	0:07.98	1:04.92 [10]	0:56.94 [2]	0:46.05 [2]	0:35.05 [3]	0:23.43 [5]	0:12.05 [7]	4.78L	0:35.05 +0
		Justin Huxtable		1000m	Overall	(0:07.98)	(0:10.89)	(0:11.00)	(0:11.62)	(0:11.38)	(0:12.05)		

Scratched: Shapin Power (#12), Mr Wandji (#4), Qickwit (#19), Elronte (#14), Horrible Hank (#5), Bulsara (#1), Surreal Ascot (#3), Supersonic Man (#18)

Report Created: Fri 9 January 2026 16:40 GMT+10 (Note: Timing is based on position data)

Page 1/13

[] Ranking at each section and finish
-:-:- No data available at this section
NA No data available

SCN Saddle cloth number
DNF Did not finish
DNT Did not track

data processed by  TRIPLESDATA



GattonProfessional

Race 8: MCNEIL FARMS BENCHMARK 60 Handicap - 1100m

09 January 2026 - 16:03



LOCKYER VALLEY
· TURF CLUB ·

Track Rating: Good 4, Weather: Fine, Rail Position: True

Section					Overall	1000m	800m	600m	400m	200m	Last 600m			
Field Times					1:04.10 (0:07.97)	0:56.13 (0:10.86)	0:45.27 (0:10.93)	0:34.34 (0:11.45)	0:22.89 (0:11.33)	0:11.56 (0:11.56)	0:34.34			
Rank	TAB	Horse/Jockey	Barrier	Top Speed [km/h]	Fastest Section							Margin	Distance Travelled [m]	
11	6	DRANITZELLE	1	67.6	0:08.20	1:05.00 [11]	0:56.80 [6]	0:45.69 [6]	0:34.66 [9]	0:23.27 [9]	0:11.87 [10]	5.24L	0:34.66	+2
		Emily Lang		800m	Overall	(0:08.20)	(0:11.11)	(0:11.03)	(0:11.39)	(0:11.40)	(0:11.87)			

Scratched: Shapin Power (#12), Mr Wandji (#4), Qickwit (#19), Elronte (#14), Horrible Hank (#5), Bulsara (#1), Surreal Ascot (#3), Supersonic Man (#18)



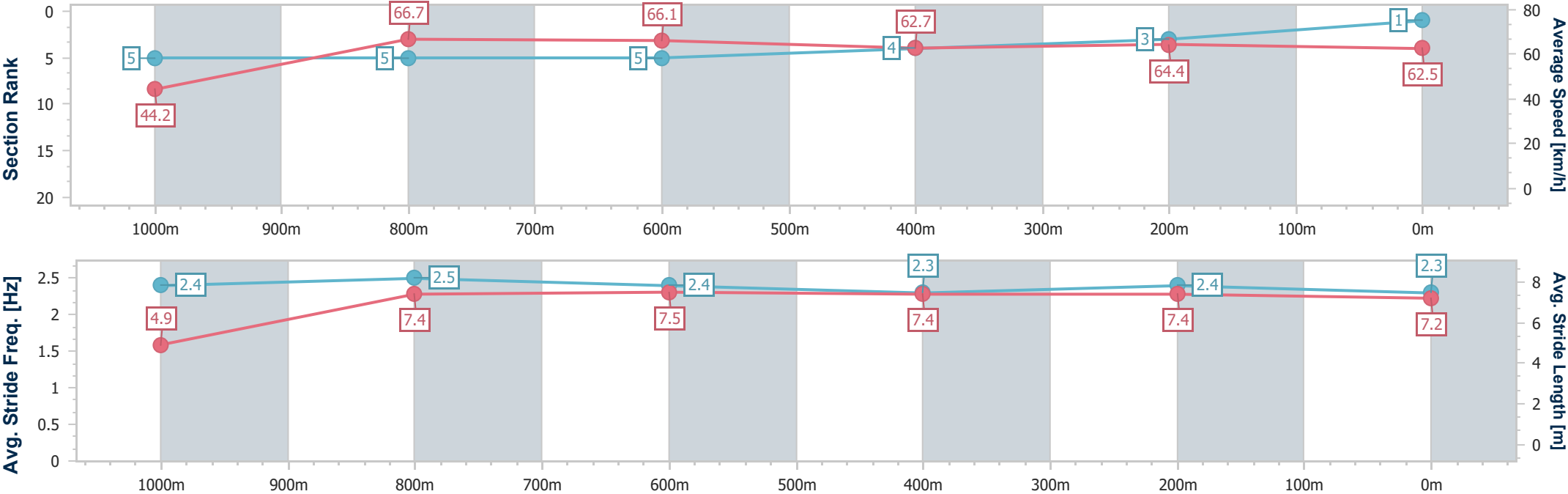
Horse/Jockey Name	Red Feather Boa
Final Rank	1
Fastest Section Time (Section)	0:08.12 (Overall)
Top Speed [km/h] (Section)	67.6 (800m)
Race State	Finished



GattonProfessional
Race 8: MCNEIL FARMS BENCHMARK 60 Handicap - 1100m
09 January 2026 - 16:03
Track Rating: Good 4, Weather: Fine, Rail Position: True



Section	Overall	1000m	800m	600m	400m	200m								
Section Times	1:04.10 [1] (0:08.12)	0:55.98 [5] (0:10.95)	0:45.03 [5] (0:10.98)	0:34.05 [5] (0:11.40)	0:22.65 [4] (0:11.15)	0:11.50 [3] (0:11.50)								
Average Speed [km/h]	44.2	66.7	66.1	62.7	64.4	62.5								
Top Speed [km/h]	66.0	67.1	67.6	65.7	65.5	64.5								
Avg. Dist. to Rail [m]	8.0	4.4	2.7	1.6	1.2	1.4								
Avg. Stride Freq. [Hz]	2.4	2.5	2.4	2.3	2.4	2.3								
Avg. Stride Length [m]	4.9	7.4	7.5	7.4	7.4	7.2								





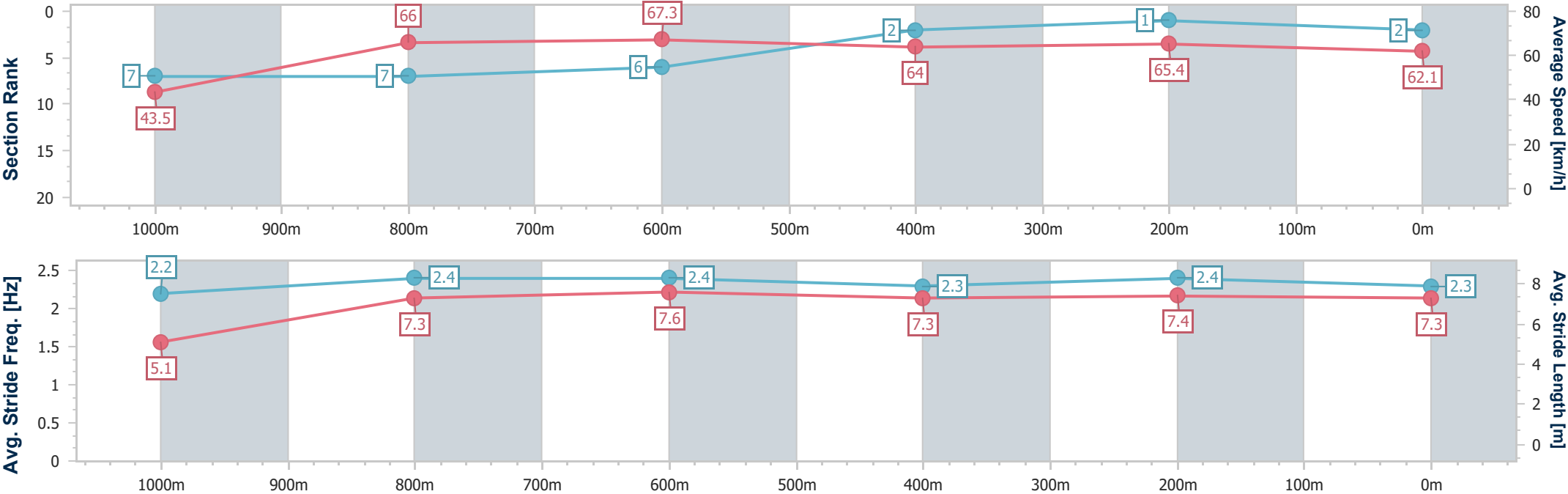
Horse/Jockey Name	Helikedempretty
Final Rank	2
Fastest Section Time (Section)	0:08.28 (Overall)
Top Speed [km/h] (Section)	69.1 (800m)
Race State	Finished



GattonProfessional
Race 8: MCNEIL FARMS BENCHMARK 60 Handicap - 1100m
09 January 2026 - 16:03
Track Rating: Good 4, Weather: Fine, Rail Position: True



Section	Overall	1000m	800m	600m	400m	200m							
Section Times	1:04.12 [2] (0:08.28)	0:55.84 [7] (0:11.08)	0:44.76 [7] (0:10.76)	0:34.00 [6] (0:11.31)	0:22.69 [2] (0:11.11)	0:11.58 [1] (0:11.58)							
Average Speed [km/h]	43.5	66.0	67.3	64.0	65.4	62.1							
Top Speed [km/h]	62.5	69.0	69.1	66.2	67.0	64.1							
Avg. Dist. to Rail [m]	9.0	4.3	2.8	1.1	3.1	5.0							
Avg. Stride Freq. [Hz]	2.2	2.4	2.4	2.3	2.4	2.3							
Avg. Stride Length [m]	5.1	7.3	7.6	7.3	7.4	7.3							





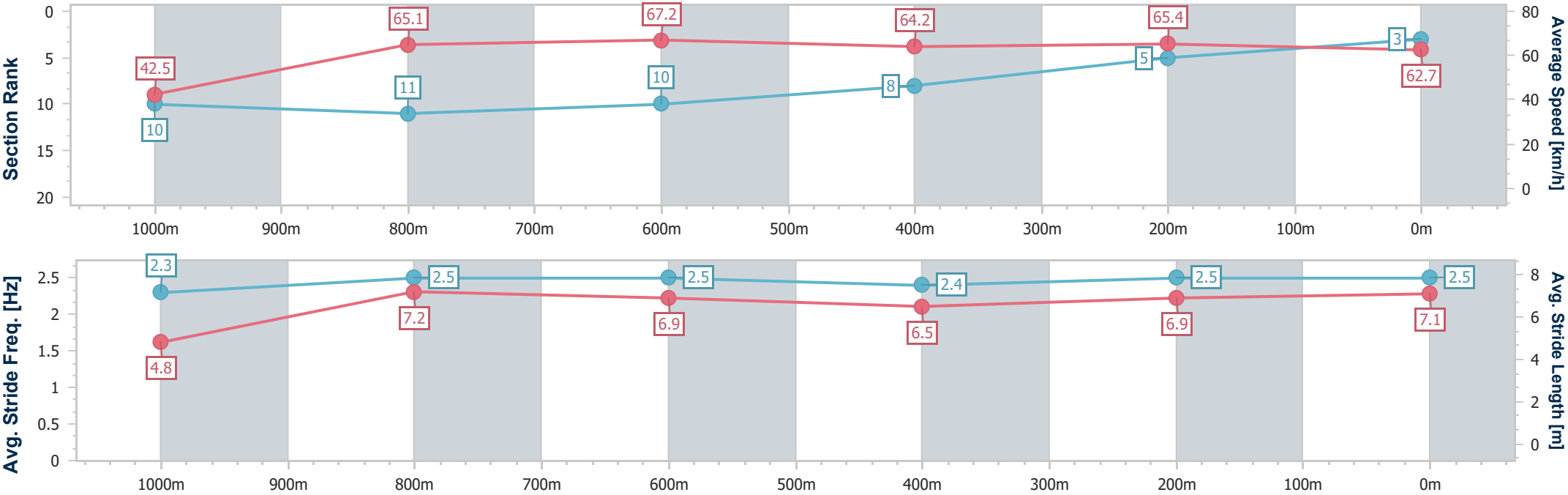
Horse/Jockey Name	Heroic Chief
Final Rank	3
Fastest Section Time (Section)	0:08.50 (Overall)
Top Speed [km/h] (Section)	68.3 (800m)
Race State	Finished



GattonProfessional
Race 8: MCNEIL FARMS BENCHMARK 60 Handicap - 1100m
09 January 2026 - 16:03
Track Rating: Good 4, Weather: Fine, Rail Position: True



Section	Overall	1000m	800m	600m	400m	200m								
Section Times	1:04.25 [3] (0:08.50)	0:55.75 [10] (0:11.18)	0:44.57 [11] (0:10.75)	0:33.82 [10] (0:11.29)	0:22.53 [8] (0:11.07)	0:11.46 [5] (0:11.46)								
Average Speed [km/h]	42.5	65.1	67.2	64.2	65.4	62.7								
Top Speed [km/h]	62.1	67.5	68.3	66.9	65.8	64.9								
Avg. Dist. to Rail [m]	9.2	3.8	1.5	0.7	2.0	2.4								
Avg. Stride Freq. [Hz]	2.3	2.5	2.5	2.4	2.5	2.5								
Avg. Stride Length [m]	4.8	7.2	6.9	6.5	6.9	7.1								





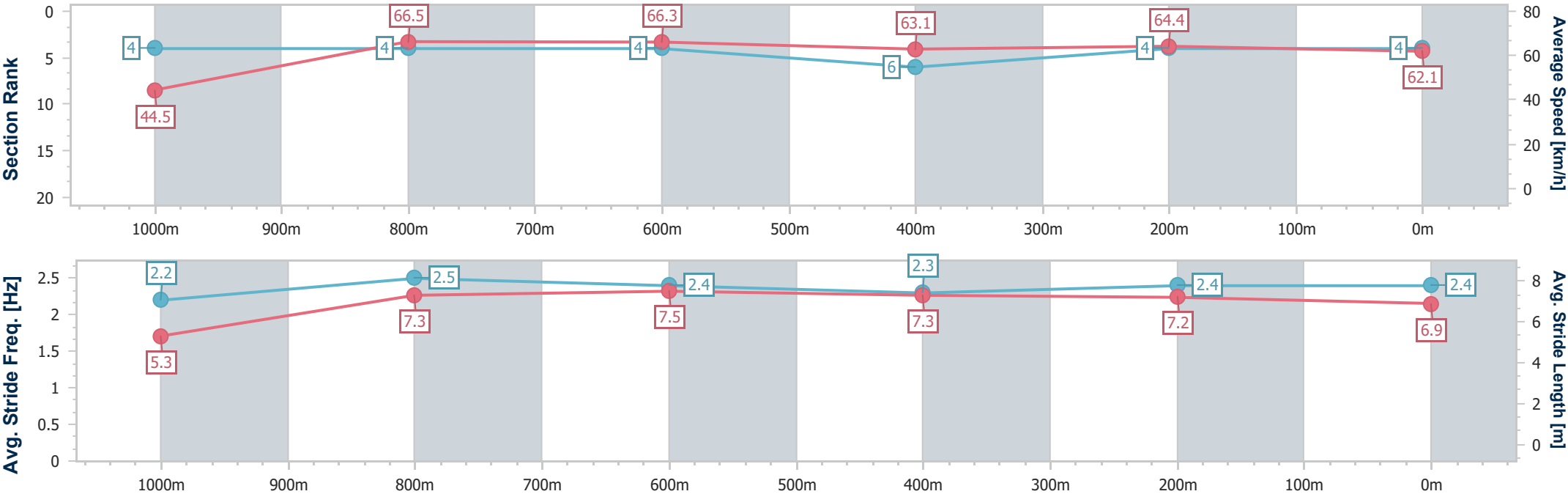
Horse/Jockey Name	Ceekay's Choice
Final Rank	4
Fastest Section Time (Section)	0:08.08 (Overall)
Top Speed [km/h] (Section)	68.3 (1000m)
Race State	Finished



GattonProfessional
Race 8: MCNEIL FARMS BENCHMARK 60 Handicap - 1100m
09 January 2026 - 16:03
Track Rating: Good 4, Weather: Fine, Rail Position: True



Section	Overall	1000m	800m	600m	400m	200m							
Section Times	1:04.36 [4] (0:08.08)	0:56.28 [4] (0:10.95)	0:45.33 [4] (0:10.94)	0:34.39 [4] (0:11.58)	0:22.81 [6] (0:11.22)	0:11.59 [4] (0:11.59)							
Average Speed [km/h]	44.5	66.5	66.3	63.1	64.4	62.1							
Top Speed [km/h]	63.5	68.3	67.9	65.3	65.9	64.8							
Avg. Dist. to Rail [m]	6.0	3.5	2.8	2.0	3.4	4.8							
Avg. Stride Freq. [Hz]	2.2	2.5	2.4	2.3	2.4	2.4							
Avg. Stride Length [m]	5.3	7.3	7.5	7.3	7.2	6.9							





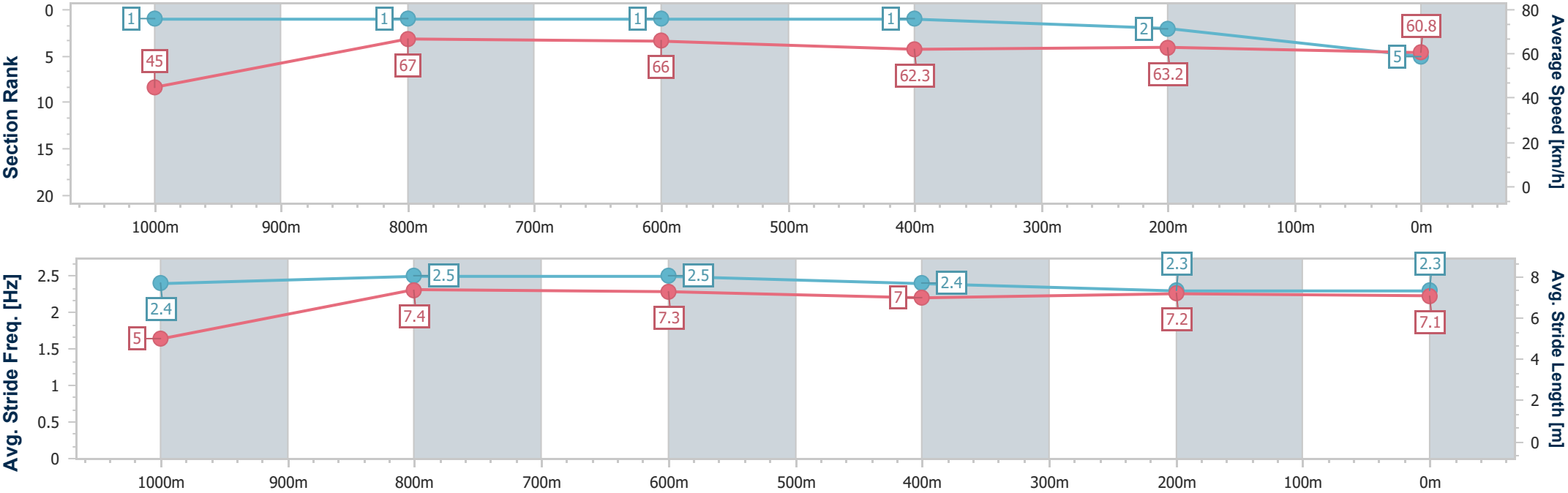
Horse/Jockey Name	Purosangue
Final Rank	5
Fastest Section Time (Section)	0:07.97 (Overall)
Top Speed [km/h] (Section)	68.6 (800m)
Race State	Finished



GattonProfessional
Race 8: MCNEIL FARMS BENCHMARK 60 Handicap - 1100m
09 January 2026 - 16:03
Track Rating: Good 4, Weather: Fine, Rail Position: True



Section	Overall	1000m	800m	600m	400m	200m							
Section Times	1:04.41 [5] (0:07.97)	0:56.44 [1] (0:10.86)	0:45.58 [1] (0:10.93)	0:34.65 [1] (0:11.45)	0:23.20 [1] (0:11.36)	0:11.84 [2] (0:11.84)							
Average Speed [km/h]	45.0	67.0	66.0	62.3	63.2	60.8							
Top Speed [km/h]	64.0	68.6	68.6	64.3	64.3	63.0							
Avg. Dist. to Rail [m]	3.3	2.0	1.9	1.2	1.4	1.9							
Avg. Stride Freq. [Hz]	2.4	2.5	2.5	2.4	2.3	2.3							
Avg. Stride Length [m]	5.0	7.4	7.3	7.0	7.2	7.1							





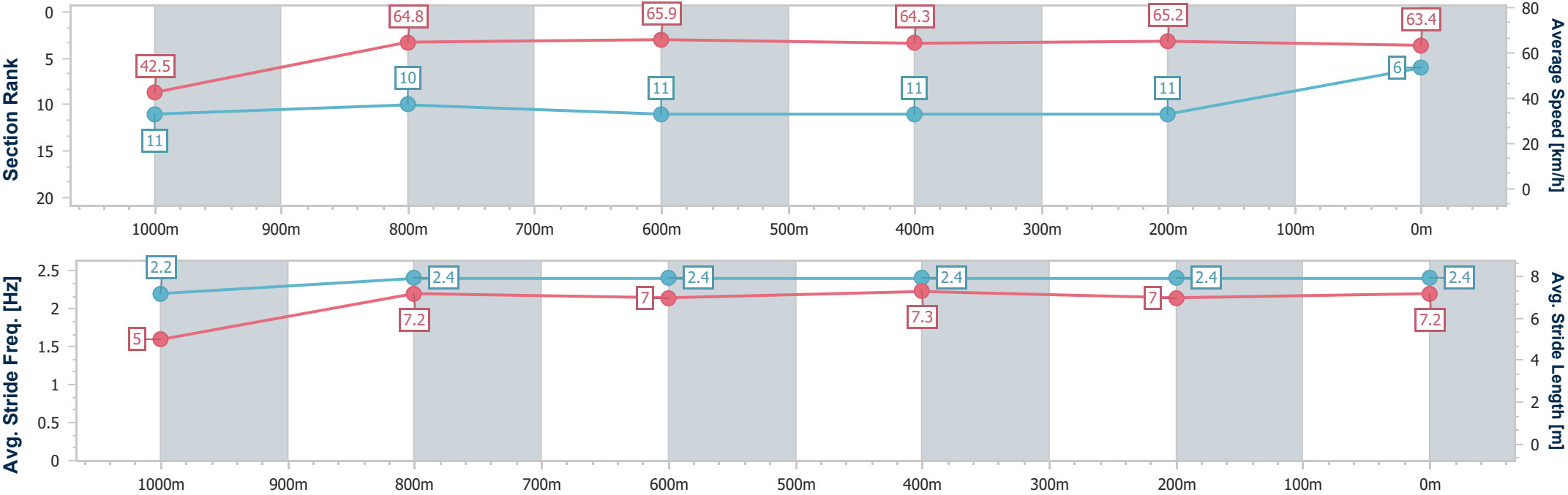
Horse/Jockey Name	Everywhere
Final Rank	6
Fastest Section Time (Section)	0:08.53 (Overall)
Top Speed [km/h] (Section)	67.3 (800m)
Race State	Finished



GattonProfessional
Race 8: MCNEIL FARMS BENCHMARK 60 Handicap - 1100m
09 January 2026 - 16:03
Track Rating: Good 4, Weather: Fine, Rail Position: True



Section	Overall	1000m	800m	600m	400m	200m							
Section Times	1:04.51 [6] (0:08.53)	0:55.98 [11] (0:11.14)	0:44.84 [10] (0:10.99)	0:33.85 [11] (0:11.37)	0:22.48 [11] (0:11.13)	0:11.35 [11] (0:11.35)							
Average Speed [km/h]	42.5	64.8	65.9	64.3	65.2	63.4							
Top Speed [km/h]	61.5	66.7	67.3	65.1	65.8	65.3							
Avg. Dist. to Rail [m]	3.1	1.8	1.8	2.1	5.1	7.9							
Avg. Stride Freq. [Hz]	2.2	2.4	2.4	2.4	2.4	2.4							
Avg. Stride Length [m]	5.0	7.2	7.0	7.3	7.0	7.2							





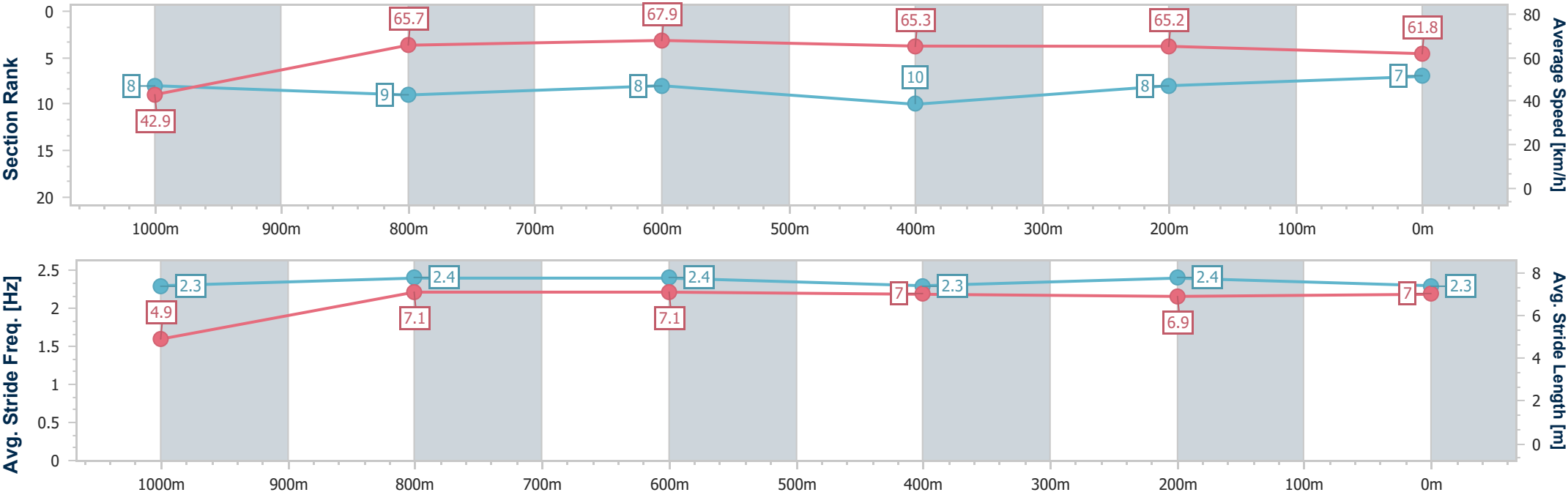
Horse/Jockey Name	Bonnie Amore
Final Rank	7
Fastest Section Time (Section)	0:08.36 (Overall)
Top Speed [km/h] (Section)	69.5 (800m)
Race State	Finished



GattonProfessional
Race 8: MCNEIL FARMS BENCHMARK 60 Handicap - 1100m
09 January 2026 - 16:03
Track Rating: Good 4, Weather: Fine, Rail Position: True



Section	Overall	1000m	800m	600m	400m	200m							
Section Times	1:04.63 [7] (0:08.36)	0:56.27 [8] (0:11.11)	0:45.16 [9] (0:10.76)	0:34.40 [8] (0:11.52)	0:22.88 [10] (0:11.23)	0:11.65 [8] (0:11.65)							
Average Speed [km/h]	42.9	65.7	67.9	65.3	65.2	61.8							
Top Speed [km/h]	63.8	69.1	69.5	67.5	66.9	63.7							
Avg. Dist. to Rail [m]	8.1	4.1	4.7	7.2	9.8	11.6							
Avg. Stride Freq. [Hz]	2.3	2.4	2.4	2.3	2.4	2.3							
Avg. Stride Length [m]	4.9	7.1	7.1	7.0	6.9	7.0							





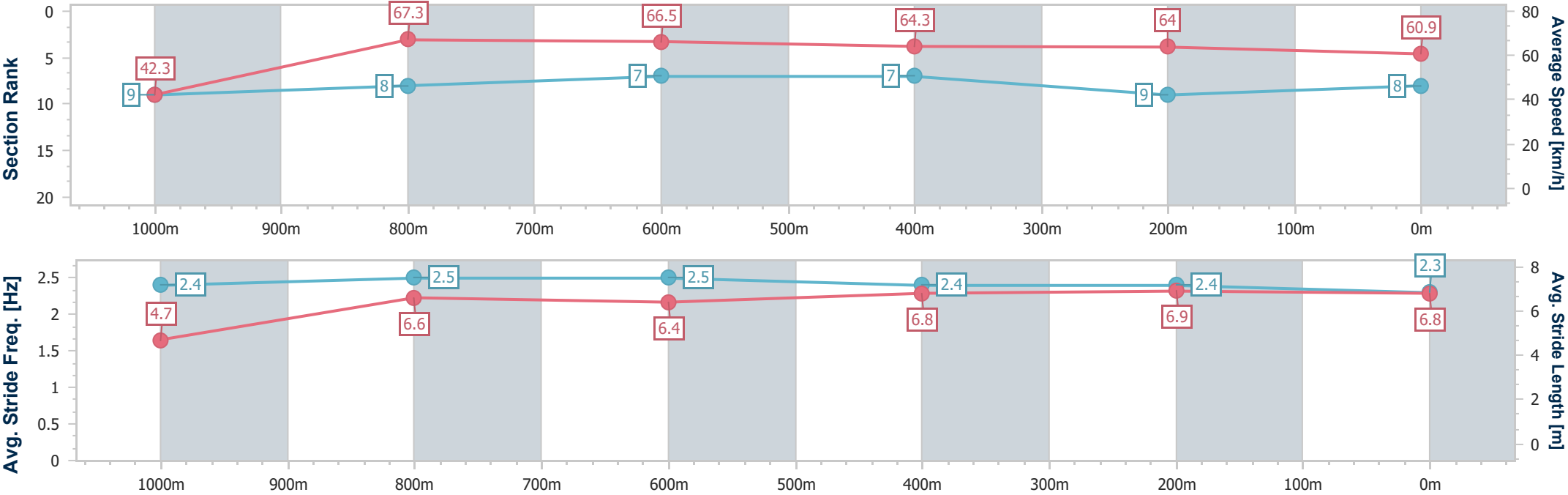
Horse/Jockey Name	Vega Nova
Final Rank	8
Fastest Section Time (Section)	0:08.47 (Overall)
Top Speed [km/h] (Section)	68.7 (1000m)
Race State	Finished



GattonProfessional
Race 8: MCNEIL FARMS BENCHMARK 60 Handicap - 1100m
09 January 2026 - 16:03
Track Rating: Good 4, Weather: Fine, Rail Position: True



Section	Overall	1000m	800m	600m	400m	200m								
Section Times	1:04.81 [8] (0:08.47)	0:56.34 [9] (0:10.91)	0:45.43 [8] (0:10.84)	0:34.59 [7] (0:11.42)	0:23.17 [7] (0:11.36)	0:11.81 [9] (0:11.81)								
Average Speed [km/h]	42.3	67.3	66.5	64.3	64.0	60.9								
Top Speed [km/h]	63.3	68.7	68.3	66.2	64.6	64.2								
Avg. Dist. to Rail [m]	6.6	4.0	2.4	2.7	5.8	7.8								
Avg. Stride Freq. [Hz]	2.4	2.5	2.5	2.4	2.4	2.3								
Avg. Stride Length [m]	4.7	6.6	6.4	6.8	6.9	6.8								





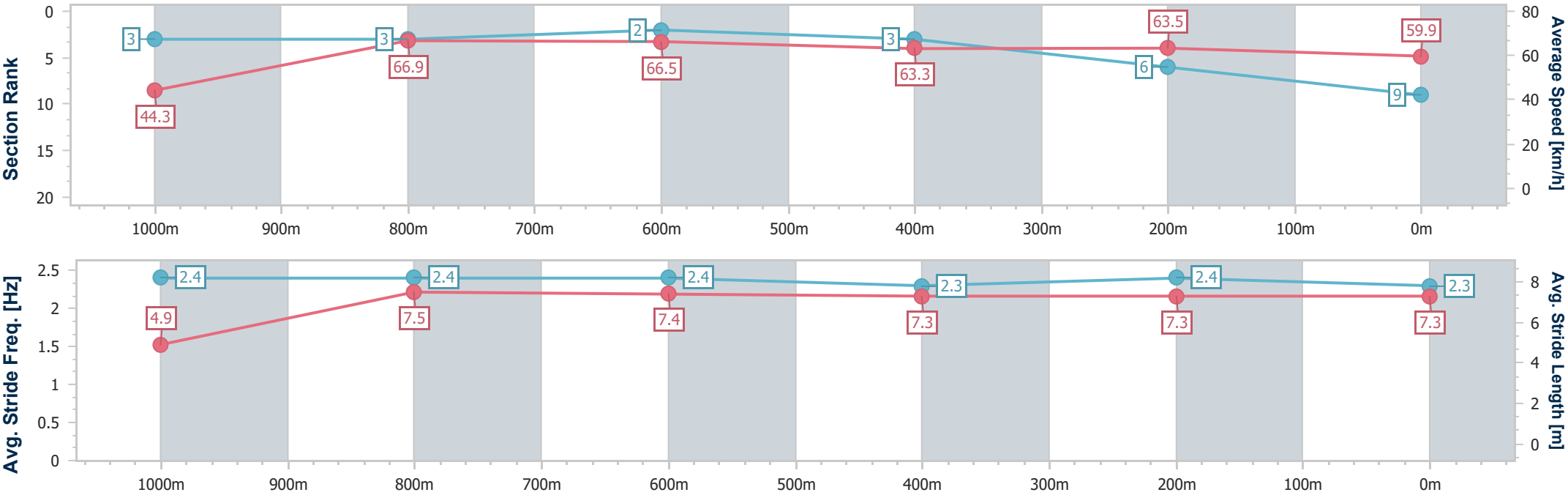
Horse/Jockey Name	Count Nicholas
Final Rank	9
Fastest Section Time (Section)	0:08.08 (Overall)
Top Speed [km/h] (Section)	68.4 (800m)
Race State	Finished



GattonProfessional
Race 8: MCNEIL FARMS BENCHMARK 60 Handicap - 1100m
09 January 2026 - 16:03
Track Rating: Good 4, Weather: Fine, Rail Position: True



Section	Overall	1000m	800m	600m	400m	200m							
Section Times	1:04.85 [9] (0:08.08)	0:56.77 [3] (0:10.88)	0:45.89 [3] (0:10.90)	0:34.99 [2] (0:11.58)	0:23.41 [3] (0:11.42)	0:11.99 [6] (0:11.99)							
Average Speed [km/h]	44.3	66.9	66.5	63.3	63.5	59.9							
Top Speed [km/h]	64.0	68.2	68.4	65.4	64.3	63.3							
Avg. Dist. to Rail [m]	5.1	2.5	1.9	2.7	4.4	4.1							
Avg. Stride Freq. [Hz]	2.4	2.4	2.4	2.3	2.4	2.3							
Avg. Stride Length [m]	4.9	7.5	7.4	7.3	7.3	7.3							





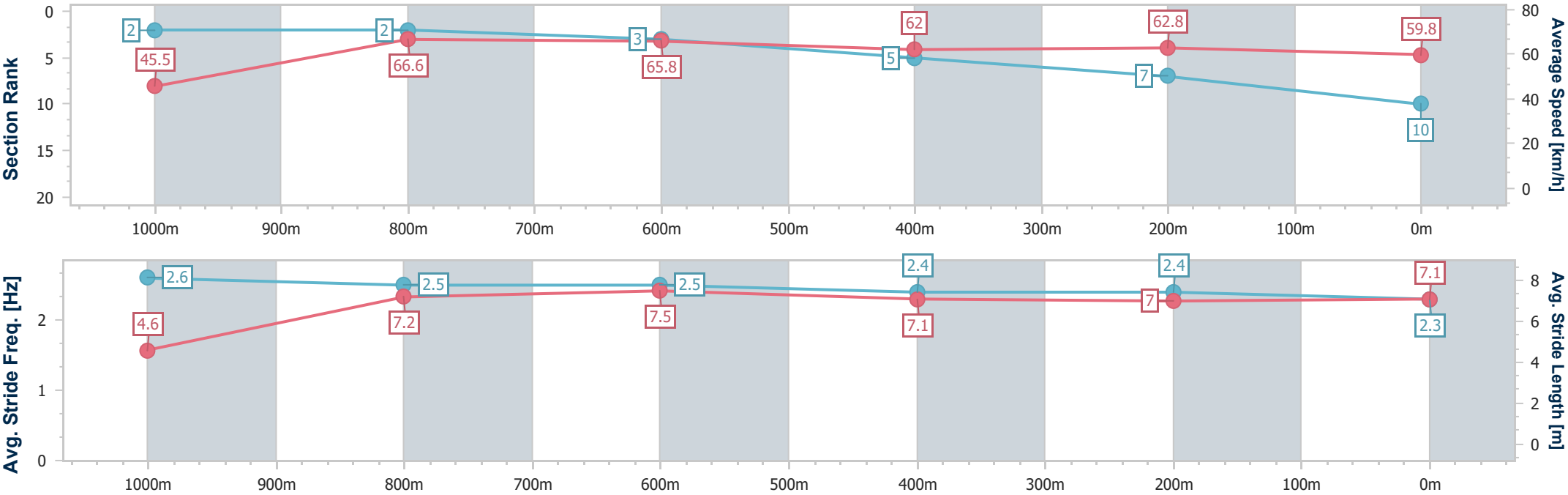
Horse/Jockey Name	Betta Being Single
Final Rank	10
Fastest Section Time (Section)	0:07.98 (Overall)
Top Speed [km/h] (Section)	67.9 (1000m)
Race State	Finished



GattonProfessional
Race 8: MCNEIL FARMS BENCHMARK 60 Handicap - 1100m
09 January 2026 - 16:03
Track Rating: Good 4, Weather: Fine, Rail Position: True



Section	Overall	1000m	800m	600m	400m	200m							
Section Times	1:04.92 [10] (0:07.98)	0:56.94 [2] (0:10.89)	0:46.05 [2] (0:11.00)	0:35.05 [3] (0:11.62)	0:23.43 [5] (0:11.38)	0:12.05 [7] (0:12.05)							
Average Speed [km/h]	45.5	66.6	65.8	62.0	62.8	59.8							
Top Speed [km/h]	65.6	67.9	67.4	63.9	64.0	62.0							
Avg. Dist. to Rail [m]	6.6	3.5	2.1	1.2	1.4	0.7							
Avg. Stride Freq. [Hz]	2.6	2.5	2.5	2.4	2.4	2.3							
Avg. Stride Length [m]	4.6	7.2	7.5	7.1	7.0	7.1							





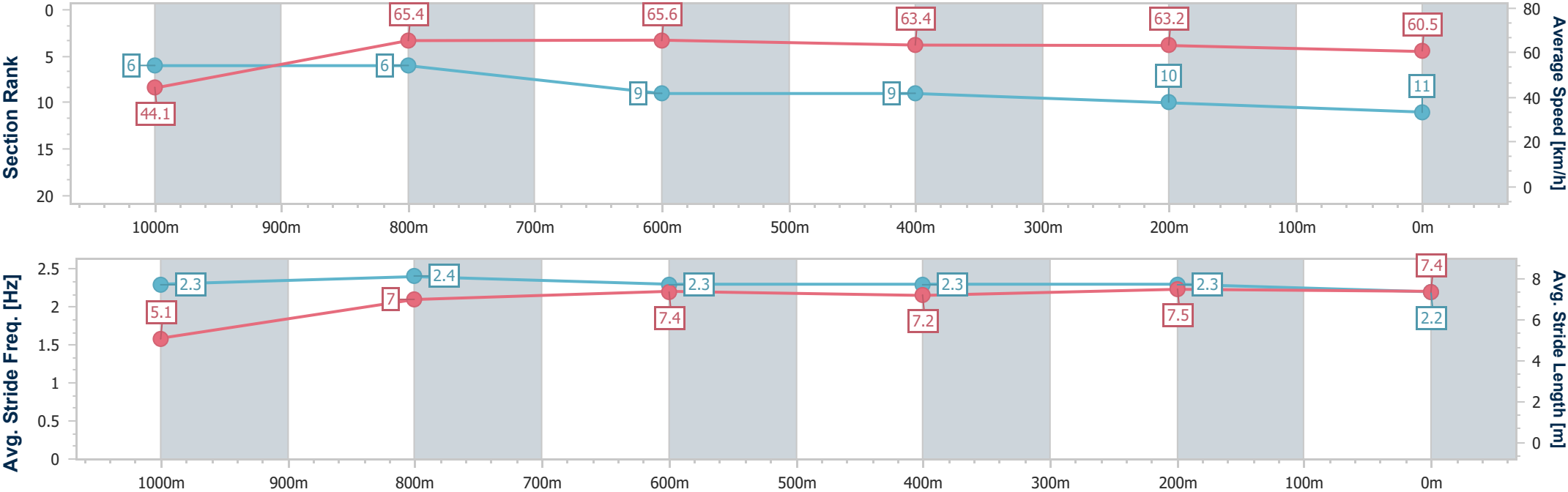
Horse/Jockey Name	Dranitzelle
Final Rank	11
Fastest Section Time (Section)	0:08.20 (Overall)
Top Speed [km/h] (Section)	67.6 (800m)
Race State	Finished



GattonProfessional
Race 8: MCNEIL FARMS BENCHMARK 60 Handicap - 1100m
09 January 2026 - 16:03
Track Rating: Good 4, Weather: Fine, Rail Position: True



Section	Overall	1000m	800m	600m	400m	200m								
Section Times	1:05.00 [11] (0:08.20)	0:56.80 [6] (0:11.11)	0:45.69 [6] (0:11.03)	0:34.66 [9] (0:11.39)	0:23.27 [9] (0:11.40)	0:11.87 [10] (0:11.87)								
Average Speed [km/h]	44.1	65.4	65.6	63.4	63.2	60.5								
Top Speed [km/h]	63.1	66.6	67.6	65.4	64.0	63.0								
Avg. Dist. to Rail [m]	3.2	2.5	1.5	0.5	0.7	1.6								
Avg. Stride Freq. [Hz]	2.3	2.4	2.3	2.3	2.3	2.2								
Avg. Stride Length [m]	5.1	7.0	7.4	7.2	7.5	7.4								





GattonProfessional
Race 9: SAVE THE DATE - AUSTRALIA DAY LONG WEEKEND RACEDAY
25TH JANUARY BENCHMARK 60 Handicap - 1400m
09 January 2026 - 16:43



LOCKYER VALLEY
· TURF CLUB ·

Track Rating: Good 4, Weather: Fine, Rail Position: True

Section						Overall	1200m	1000m	800m	600m	400m	Last 600m	
Field Times						1:23.01 (0:13.25)	1:09.76 (0:11.18)	0:58.58 (0:11.51)	0:47.07 (0:11.43)	0:35.64 (0:11.85)	0:23.79 (0:11.80)	0:35.64	
Rank	TAB	Horse/Jockey	Barrier	Top Speed [km/h]	Fastest Section								Distance Travelled [m]
1	11	ARIAT	9	66.4	0:11.30	1:23.01 [1]	1:09.40 [6]	0:58.07 [6]	0:46.62 [6]	0:35.32 [6]	0:23.53 [5]	0:35.32	
		Reece O'Connell		1200m	800m	(0:13.61)	(0:11.33)	(0:11.45)	(0:11.30)	(0:11.79)	(0:11.54)		
2	18	MISS DE MEDICI	10	66.6	0:11.27	1:23.30 [2]	1:09.91 [4]	0:58.12 [8]	0:46.52 [9]	0:35.25 [8]	0:23.54 [8]	0:35.25	+4
		Emily Lang		1200m	800m	(0:13.39)	(0:11.79)	(0:11.60)	(0:11.27)	(0:11.71)	(0:11.68)		
3	14	RARE MOON	8	66.5	0:11.16	1:23.42 [3]	1:09.67 [8]	0:58.51 [5]	0:47.01 [7]	0:35.68 [7]	0:23.78 [7]	0:35.68	-13
		Gary Geran		Overall	1200m	(0:13.75)	(0:11.16)	(0:11.50)	(0:11.33)	(0:11.90)	(0:11.75)		
4	16	COOL PANELS	3	67.1	0:11.25	1:23.54 [4]	1:10.08 [5]	0:58.83 [3]	0:47.28 [4]	0:35.99 [4]	0:24.10 [3]	0:35.99	-12
		Georgina Cartwright		Overall	1200m	(0:13.46)	(0:11.25)	(0:11.55)	(0:11.29)	(0:11.89)	(0:11.78)		
5	6	KINGSLAND	1	65.8	0:11.35	1:23.68 [5]	1:10.31 [3]	0:58.94 [4]	0:47.43 [3]	0:36.08 [5]	0:24.10 [6]	0:36.08	-15
		Ron Stewart		1200m	800m	(0:13.37)	(0:11.37)	(0:11.51)	(0:11.35)	(0:11.98)	(0:11.92)		
6	13	ELEANOR NANCY	12	66.8	0:11.08	1:23.69 [6]	1:09.14 [10]	0:58.06 [10]	0:46.66 [10]	0:35.26 [10]	0:23.50 [10]	0:35.26	-7
		Rob Thorburn		1200m	1200m	(0:14.55)	(0:11.08)	(0:11.40)	(0:11.40)	(0:11.76)	(0:11.57)		
7	7	MOOTESSA	4	66.8	0:11.12	1:23.77 [7]	1:09.54 [9]	0:58.42 [9]	0:47.00 [8]	0:35.66 [9]	0:23.90 [9]	0:35.66	-15
		Stephanie Tierney		1200m	1200m	(0:14.23)	(0:11.12)	(0:11.42)	(0:11.34)	(0:11.76)	(0:11.81)		
8	4	OUR ORATOR	14	65.4	0:11.33	1:24.16 [8]	1:09.32 [12]	0:57.94 [12]	0:46.61 [12]	0:35.27 [12]	0:23.39 [12]	0:35.27	-10
		Julie Busuttin		1200m	1000m	(0:14.84)	(0:11.38)	(0:11.33)	(0:11.34)	(0:11.88)	(0:11.64)		
9	12	I'LLTELLYOU SO	7	66.3	0:11.25	1:24.16 [9]	1:10.91 [1]	0:59.47 [2]	0:47.98 [2]	0:36.73 [2]	0:24.94 [1]	0:36.73	-14
		Ryan Wiggins		Overall	800m	(0:13.25)	(0:11.44)	(0:11.49)	(0:11.25)	(0:11.79)	(0:12.02)		
10	2	MAN IN THE MIRROR	11	67.8	0:11.19	1:24.37 [10]	1:10.70 [7]	0:59.31 [7]	0:48.05 [5]	0:36.86 [3]	0:24.91 [4]	0:36.86	-11
		Chelsea Francis		Overall	800m	(0:13.67)	(0:11.39)	(0:11.26)	(0:11.19)	(0:11.95)	(0:12.15)		

Did Not Finish: Heavenly Love (#1)

Scratched: Sock'emsid (#8), Sammaan City (#19), Reggie's Folly (#3), Reggae Fire (#9), Samurai Warrior (#15), Rothesay's Lad (#5), Champagne Tower (#20), Son Of Beebee (#10)

Report Created: Fri 9 January 2026 17:03 GMT+10 (Note: Timing is based on position data)

Page 1/16

[] Ranking at each section and finish
-:-:- No data available at this section
NA No data available

SCN Saddle cloth number
DNF Did not finish
DNT Did not track

data processed by  TRIPLESDATA



GattonProfessional
Race 9: SAVE THE DATE - AUSTRALIA DAY LONG WEEKEND RACEDAY
25TH JANUARY BENCHMARK 60 Handicap - 1400m
09 January 2026 - 16:43



LOCKYER VALLEY
· TURF CLUB ·

Track Rating: Good 4, Weather: Fine, Rail Position: True

Section					Overall	1200m	1000m	800m	600m	400m	Last 600m		
Field Times					1:23.01 (0:13.25)	1:09.76 (0:11.18)	0:58.58 (0:11.51)	0:47.07 (0:11.43)	0:35.64 (0:11.85)	0:23.79 (0:11.80)	0:35.64		
Rank	TAB	Horse/Jockey	Barrier	Top Speed [km/h]	Fastest Section								Distance Travelled [m]
11	17	ALLEZIZZY	5	68.2	0:11.15	1:24.45 [11]	1:11.17 [2]	1:00.02 [1]	0:48.51 [1]	0:37.08 [1]	0:25.04 [2]	0:37.08	-19
		Adin Thompson		1200m	1200m	(0:13.28)	(0:11.15)	(0:11.51)	(0:11.43)	(0:12.04)	(0:12.32)		

Did Not Finish: Heavenly Love (#1)

Scratched: Sock'emsid (#8), Sammaan City (#19), Reggie's Folly (#3), Reggae Fire (#9), Samurai Warrior (#15), Rothesay's Lad (#5), Champagne Tower (#20), Son Of Beebee (#10)



GattonProfessional
Race 9: SAVE THE DATE - AUSTRALIA DAY LONG WEEKEND RACEDAY
25TH JANUARY BENCHMARK 60 Handicap - 1400m
09 January 2026 - 16:43



Track Rating: Good 4, Weather: Fine, Rail Position: True

Section Field Times		200m 0:11.99 (0:11.99)					Last 600m 0:35.64		
Rank	TAB	Horse/Jockey	Barrier	Top Speed [km/h]	Fastest Section	Margin		Distance Travelled [m]	
1	11	ARIAT	9	66.4	0:11.30	0:11.99 [1]	1:23.01	0:35.32	
		Reece O'Connell		1200m	800m	(0:11.99)			
2	18	MISS DE MEDICI	10	66.6	0:11.27	0:11.86 [5]	1.74L	0:35.25	+4
		Emily Lang		1200m	800m	(0:11.86)			
3	14	RARE MOON	8	66.5	0:11.16	0:12.03 [4]	2.41L	0:35.68	-13
		Gary Geran		Overall	1200m	(0:12.03)			
4	16	COOL PANELS	3	67.1	0:11.25	0:12.32 [2]	3.1L	0:35.99	-12
		Georgina Cartwright		Overall	1200m	(0:12.32)			
5	6	KINGSLAND	1	65.8	0:11.35	0:12.18 [6]	3.97L	0:36.08	-15
		Ron Stewart		1200m	800m	(0:12.18)			
6	13	ELEANOR NANCY	12	66.8	0:11.08	0:11.93 [10]	3.98L	0:35.26	-7
		Rob Thorburn		1200m	1200m	(0:11.93)			
7	7	MOOTESSA	4	66.8	0:11.12	0:12.09 [8]	4.47L	0:35.66	-15
		Stephanie Tierney		1200m	1200m	(0:12.09)			
8	4	OUR ORATOR	14	65.4	0:11.33	0:11.75 [12]	6.75L	0:35.27	-10
		Julie Busuttin		1200m	1000m	(0:11.75)			
9	12	I'LLTELLYOU SO	7	66.3	0:11.25	0:12.92 [3]	6.76L	0:36.73	-14
		Ryan Wiggins		Overall	800m	(0:12.92)			
10	2	MAN IN THE MIRROR	11	67.8	0:11.19	0:12.76 [7]	8.04L	0:36.86	-11
		Chelsea Francis		Overall	800m	(0:12.76)			

Did Not Finish: Heavenly Love (#1)

Scratched: Sock'emsid (#8), Sammaan City (#19), Reggie's Folly (#3), Reggae Fire (#9), Samurai Warrior (#15), Rothesay's Lad (#5), Champagne Tower (#20), Son Of Beebee (#10)



GattonProfessional
Race 9: SAVE THE DATE - AUSTRALIA DAY LONG WEEKEND RACEDAY
25TH JANUARY BENCHMARK 60 Handicap - 1400m
09 January 2026 - 16:43



Track Rating: Good 4, Weather: Fine, Rail Position: True

Section						200m	Last 600m		
Field Times						0:11.99 (0:11.99)	0:35.64		
Rank	TAB	Horse/Jockey	Barrier	Top Speed [km/h]	Fastest Section	Margin		Distance Travelled [m]	
11	17	ALLEZIZZY	5	68.2	0:11.15	0:12.72 [9]	8.5L	0:37.08	-19
		Adin Thompson		1200m	1200m	(0:12.72)			

Did Not Finish: Heavenly Love (#1)

Scratched: Sock'emsid (#8), Sammaan City (#19), Reggie's Folly (#3), Reggae Fire (#9), Samurai Warrior (#15), Rothesay's Lad (#5), Champagne Tower (#20), Son Of Beebee (#10)



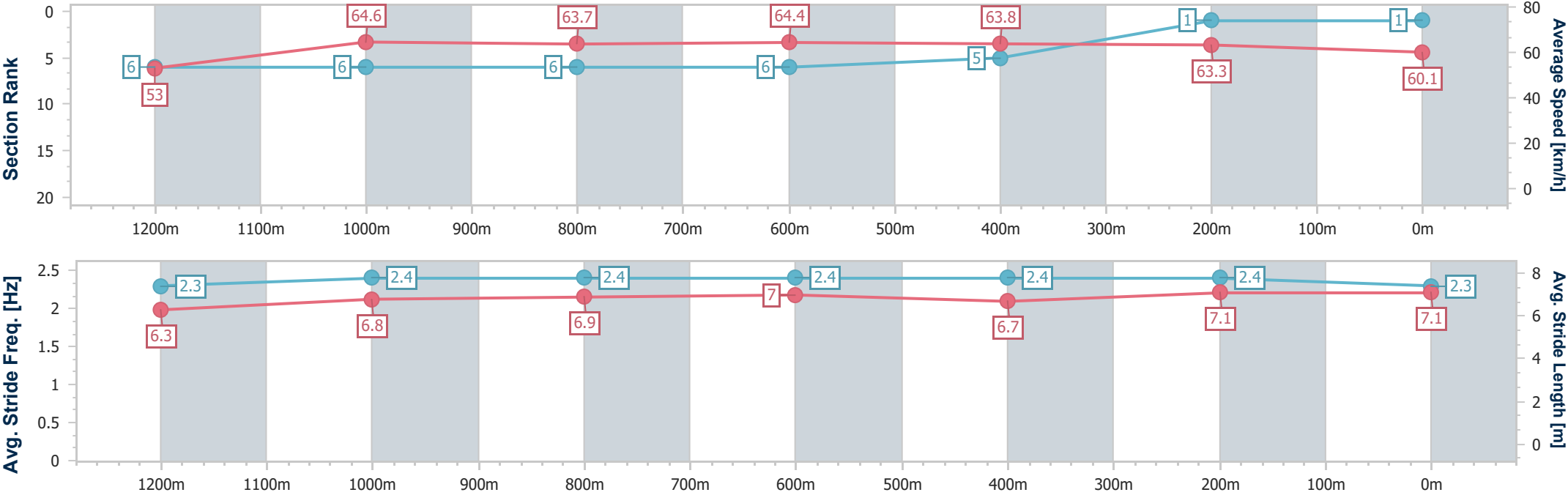
Horse/Jockey Name	Ariat
Final Rank	1
Fastest Section Time (Section)	0:11.30 (800m)
Top Speed [km/h] (Section)	66.4 (1200m)
Race State	Finished



GattonProfessional
Race 9: SAVE THE DATE - AUSTRALIA DAY LONG WEEKEND
RACEDAY 25TH JANUARY BENCHMARK 60 Handicap - 1400m
09 January 2026 - 16:43
Track Rating: Good 4, Weather: Fine, Rail Position: True



Section	Overall	1200m	1000m	800m	600m	400m	200m						
Section Times	1:23.01 [1] (0:13.61)	1:09.40 [6] (0:11.33)	0:58.07 [6] (0:11.45)	0:46.62 [6] (0:11.30)	0:35.32 [6] (0:11.79)	0:23.53 [5] (0:11.54)	0:11.99 [1] (0:11.99)						
Average Speed [km/h]	53.0	64.6	63.7	64.4	63.8	63.3	60.1						
Top Speed [km/h]	66.4	66.4	64.7	65.5	65.3	64.3	61.8						
Avg. Dist. to Rail [m]	6.0	3.1	3.7	4.7	6.9	8.0	6.1						
Avg. Stride Freq. [Hz]	2.3	2.4	2.4	2.4	2.4	2.4	2.3						
Avg. Stride Length [m]	6.3	6.8	6.9	7.0	6.7	7.1	7.1						





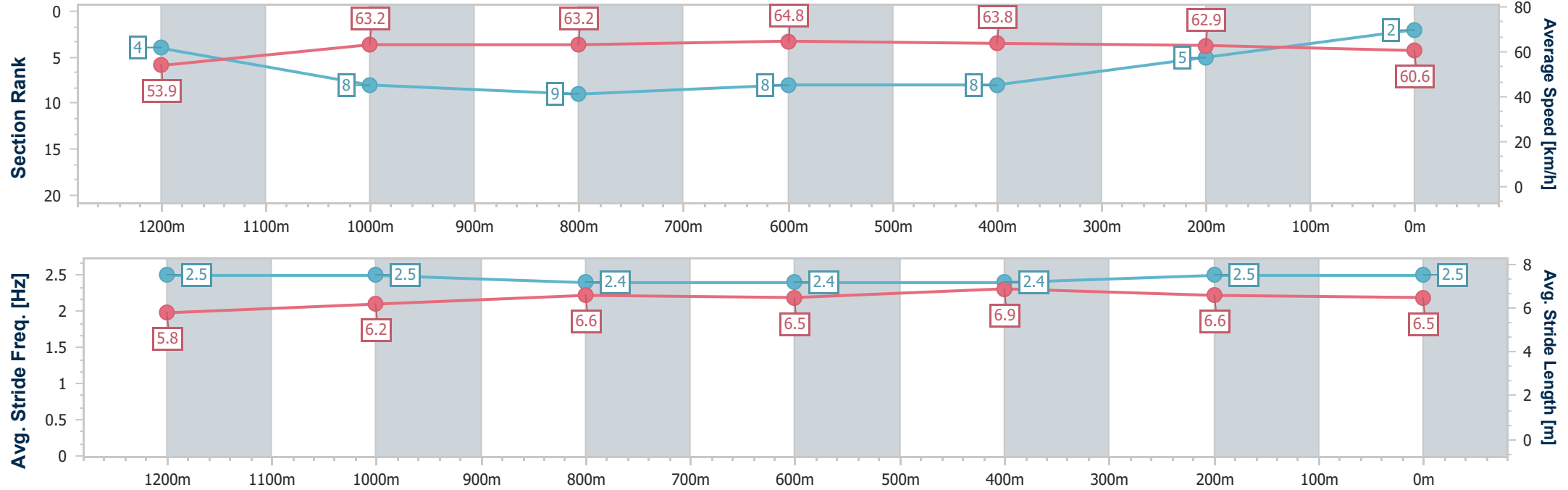
Horse/Jockey Name	Miss De Medici
Final Rank	2
Fastest Section Time (Section)	0:11.27 (800m)
Top Speed [km/h] (Section)	66.6 (1200m)
Race State	Finished



GattonProfessional
Race 9: SAVE THE DATE - AUSTRALIA DAY LONG WEEKEND
RACEDAY 25TH JANUARY BENCHMARK 60 Handicap - 1400m
09 January 2026 - 16:43
Track Rating: Good 4, Weather: Fine, Rail Position: True



Section	Overall	1200m	1000m	800m	600m	400m	200m						
Section Times	1:23.30 [2] (0:13.39)	1:09.91 [4] (0:11.79)	0:58.12 [8] (0:11.60)	0:46.52 [9] (0:11.27)	0:35.25 [8] (0:11.71)	0:23.54 [8] (0:11.68)	0:11.86 [5] (0:11.86)						
Average Speed [km/h]	53.9	63.2	63.2	64.8	63.8	62.9	60.6						
Top Speed [km/h]	66.3	66.6	64.6	65.7	65.8	63.7	62.4						
Avg. Dist. to Rail [m]	7.8	6.2	5.7	4.7	5.9	9.3	8.3						
Avg. Stride Freq. [Hz]	2.5	2.5	2.4	2.4	2.4	2.5	2.5						
Avg. Stride Length [m]	5.8	6.2	6.6	6.5	6.9	6.6	6.5						





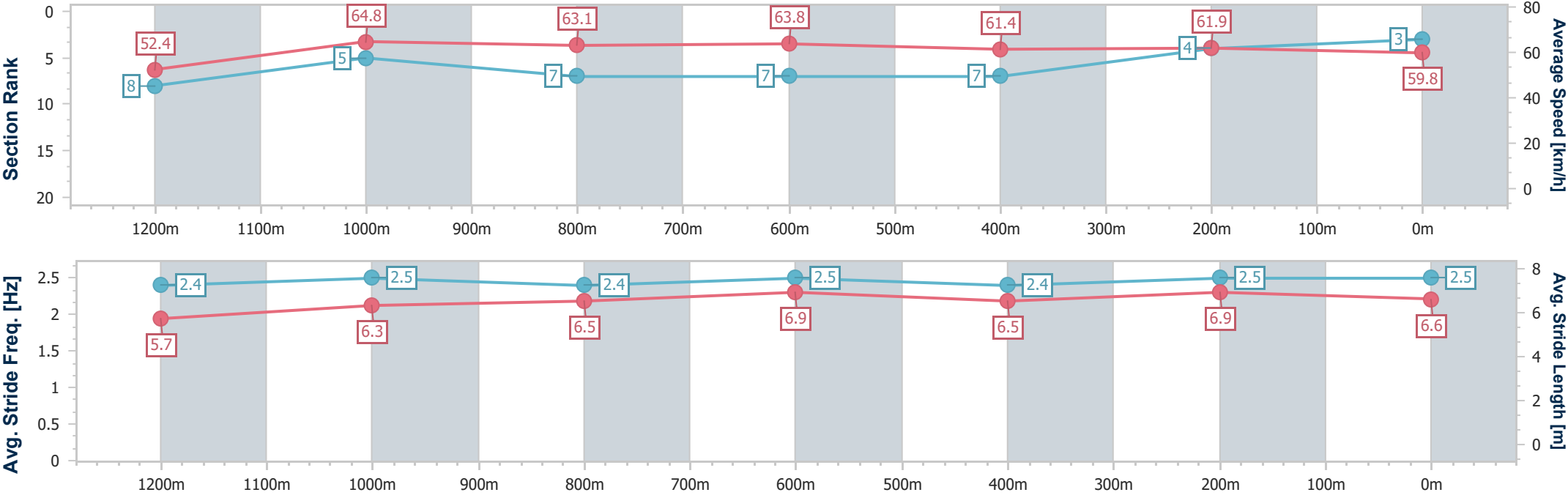
Horse/Jockey Name	Rare Moon
Final Rank	3
Fastest Section Time (Section)	0:11.16 (1200m)
Top Speed [km/h] (Section)	66.5 (Overall)
Race State	Finished



GattonProfessional
Race 9: SAVE THE DATE - AUSTRALIA DAY LONG WEEKEND
RACEDAY 25TH JANUARY BENCHMARK 60 Handicap - 1400m
09 January 2026 - 16:43
Track Rating: Good 4, Weather: Fine, Rail Position: True



Section	Overall	1200m	1000m	800m	600m	400m	200m						
Section Times	1:23.42 [3] (0:13.75)	1:09.67 [8] (0:11.16)	0:58.51 [5] (0:11.50)	0:47.01 [7] (0:11.33)	0:35.68 [7] (0:11.90)	0:23.78 [7] (0:11.75)	0:12.03 [4] (0:12.03)						
Average Speed [km/h]	52.4	64.8	63.1	63.8	61.4	61.9	59.8						
Top Speed [km/h]	66.5	65.9	64.3	64.8	64.6	62.4	62.4						
Avg. Dist. to Rail [m]	3.7	0.7	1.3	2.1	2.8	5.2	5.3						
Avg. Stride Freq. [Hz]	2.4	2.5	2.4	2.5	2.4	2.5	2.5						
Avg. Stride Length [m]	5.7	6.3	6.5	6.9	6.5	6.9	6.6						





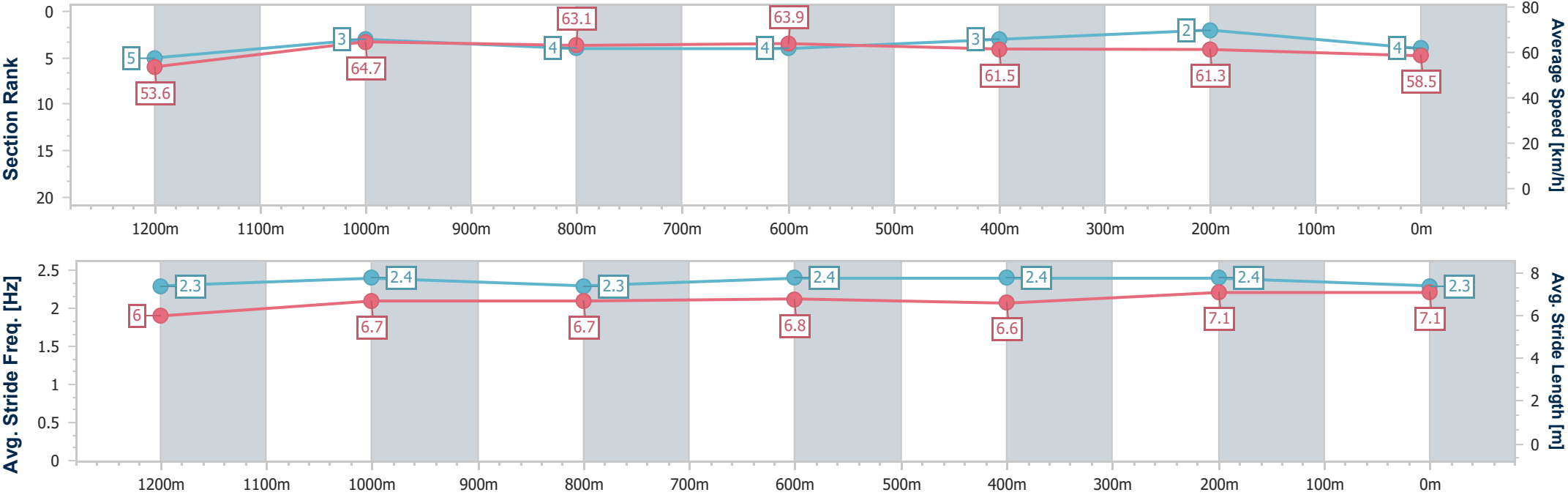
Horse/Jockey Name	Cool Panels
Final Rank	4
Fastest Section Time (Section)	0:11.25 (1200m)
Top Speed [km/h] (Section)	67.1 (Overall)
Race State	Finished



GattonProfessional
Race 9: SAVE THE DATE - AUSTRALIA DAY LONG WEEKEND
RACEDAY 25TH JANUARY BENCHMARK 60 Handicap - 1400m
09 January 2026 - 16:43
Track Rating: Good 4, Weather: Fine, Rail Position: True



Section	Overall	1200m	1000m	800m	600m	400m	200m						
Section Times	1:23.54 [4] (0:13.46)	1:10.08 [5] (0:11.25)	0:58.83 [3] (0:11.55)	0:47.28 [4] (0:11.29)	0:35.99 [4] (0:11.89)	0:24.10 [3] (0:11.78)	0:12.32 [2] (0:12.32)						
Average Speed [km/h]	53.6	64.7	63.1	63.9	61.5	61.3	58.5						
Top Speed [km/h]	67.1	67.1	64.2	64.9	64.1	62.4	60.5						
Avg. Dist. to Rail [m]	3.1	2.4	2.4	2.3	2.1	3.5	3.1						
Avg. Stride Freq. [Hz]	2.3	2.4	2.3	2.4	2.4	2.4	2.3						
Avg. Stride Length [m]	6.0	6.7	6.7	6.8	6.6	7.1	7.1						





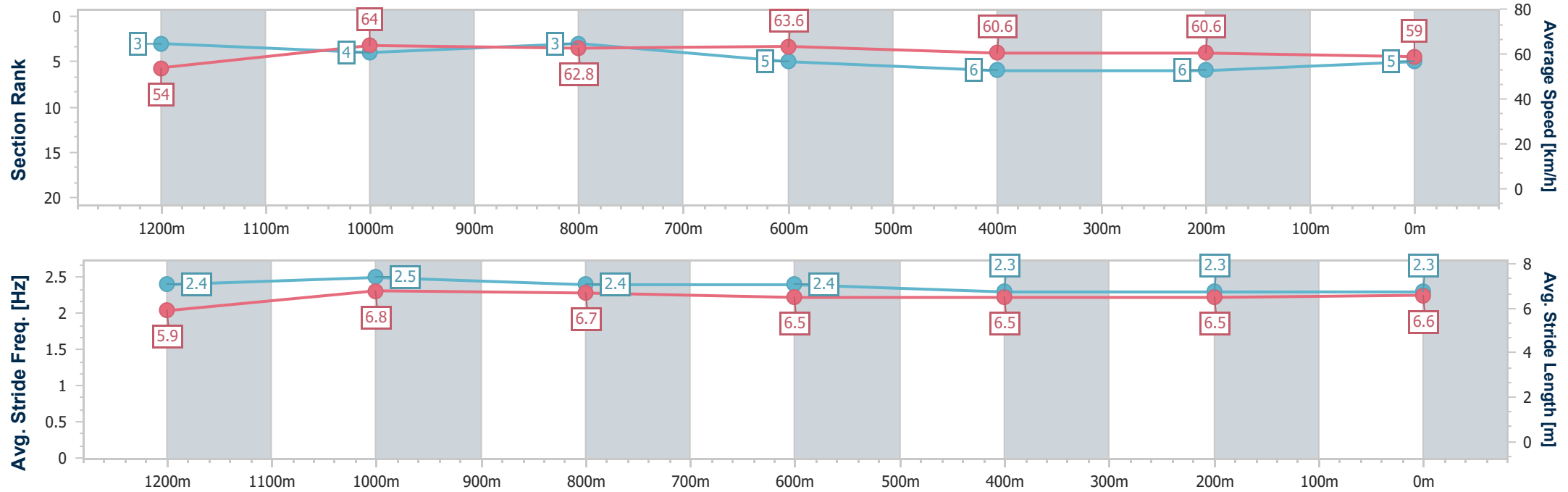
Horse/Jockey Name	Kingsland
Final Rank	5
Fastest Section Time (Section)	0:11.35 (800m)
Top Speed [km/h] (Section)	65.8 (1200m)
Race State	Finished



GattonProfessional
Race 9: SAVE THE DATE - AUSTRALIA DAY LONG WEEKEND
RACEDAY 25TH JANUARY BENCHMARK 60 Handicap - 1400m
09 January 2026 - 16:43
Track Rating: Good 4, Weather: Fine, Rail Position: True



Section	Overall	1200m	1000m	800m	600m	400m	200m						
Section Times	1:23.68 [5] (0:13.37)	1:10.31 [3] (0:11.37)	0:58.94 [4] (0:11.51)	0:47.43 [3] (0:11.35)	0:36.08 [5] (0:11.98)	0:24.10 [6] (0:11.92)	0:12.18 [6] (0:12.18)						
Average Speed [km/h]	54.0	64.0	62.8	63.6	60.6	60.6	59.0						
Top Speed [km/h]	65.8	65.8	63.4	64.4	63.4	61.5	60.5						
Avg. Dist. to Rail [m]	2.0	1.5	1.4	1.5	1.2	2.6	3.8						
Avg. Stride Freq. [Hz]	2.4	2.5	2.4	2.4	2.3	2.3	2.3						
Avg. Stride Length [m]	5.9	6.8	6.7	6.5	6.5	6.5	6.6						





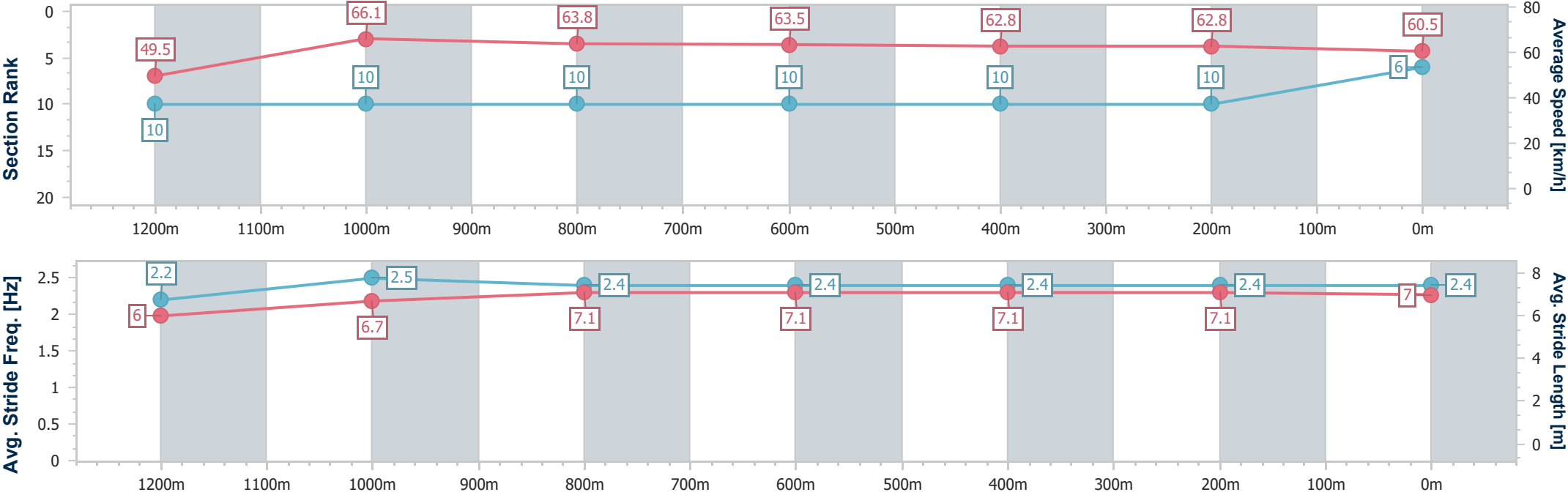
Horse/Jockey Name	Eleanor Nancy
Final Rank	6
Fastest Section Time (Section)	0:11.08 (1200m)
Top Speed [km/h] (Section)	66.8 (1200m)
Race State	Finished



GattonProfessional
Race 9: SAVE THE DATE - AUSTRALIA DAY LONG WEEKEND
RACEDAY 25TH JANUARY BENCHMARK 60 Handicap - 1400m
09 January 2026 - 16:43
Track Rating: Good 4, Weather: Fine, Rail Position: True



Section	Overall	1200m	1000m	800m	600m	400m	200m						
Section Times	1:23.69 [6] (0:14.55)	1:09.14 [10] (0:11.08)	0:58.06 [10] (0:11.40)	0:46.66 [10] (0:11.40)	0:35.26 [10] (0:11.76)	0:23.50 [10] (0:11.57)	0:11.93 [10] (0:11.93)						
Average Speed [km/h]	49.5	66.1	63.8	63.5	62.8	62.8	60.5						
Top Speed [km/h]	66.2	66.8	65.8	64.4	63.8	64.3	61.8						
Avg. Dist. to Rail [m]	5.4	2.4	2.4	2.6	4.1	6.5	7.4						
Avg. Stride Freq. [Hz]	2.2	2.5	2.4	2.4	2.4	2.4	2.4						
Avg. Stride Length [m]	6.0	6.7	7.1	7.1	7.1	7.1	7.0						





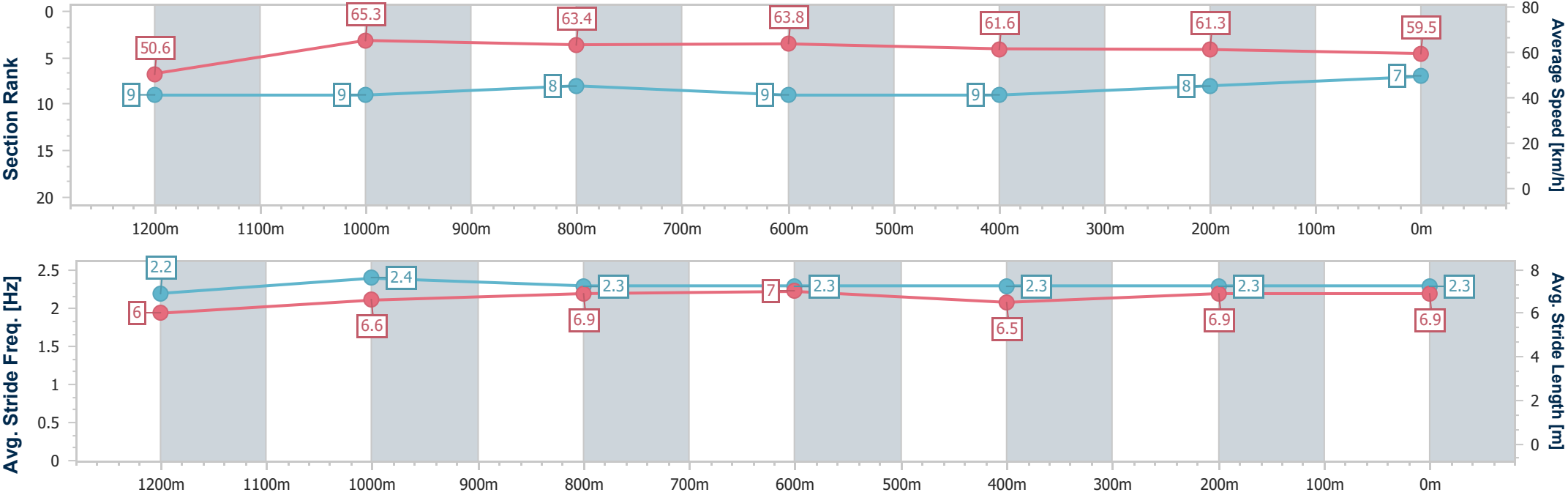
Horse/Jockey Name	Mootessa
Final Rank	7
Fastest Section Time (Section)	0:11.12 (1200m)
Top Speed [km/h] (Section)	66.8 (1200m)
Race State	Finished



GattonProfessional
Race 9: SAVE THE DATE - AUSTRALIA DAY LONG WEEKEND
RACEDAY 25TH JANUARY BENCHMARK 60 Handicap - 1400m
09 January 2026 - 16:43
Track Rating: Good 4, Weather: Fine, Rail Position: True



Section	Overall	1200m	1000m	800m	600m	400m	200m						
Section Times	1:23.77 [7] (0:14.23)	1:09.54 [9] (0:11.12)	0:58.42 [9] (0:11.42)	0:47.00 [8] (0:11.34)	0:35.66 [9] (0:11.76)	0:23.90 [9] (0:11.81)	0:12.09 [8] (0:12.09)						
Average Speed [km/h]	50.6	65.3	63.4	63.8	61.6	61.3	59.5						
Top Speed [km/h]	65.3	66.8	65.2	65.1	65.0	63.2	61.9						
Avg. Dist. to Rail [m]	3.1	1.3	1.4	1.3	1.7	1.8	1.4						
Avg. Stride Freq. [Hz]	2.2	2.4	2.3	2.3	2.3	2.3	2.3						
Avg. Stride Length [m]	6.0	6.6	6.9	7.0	6.5	6.9	6.9						





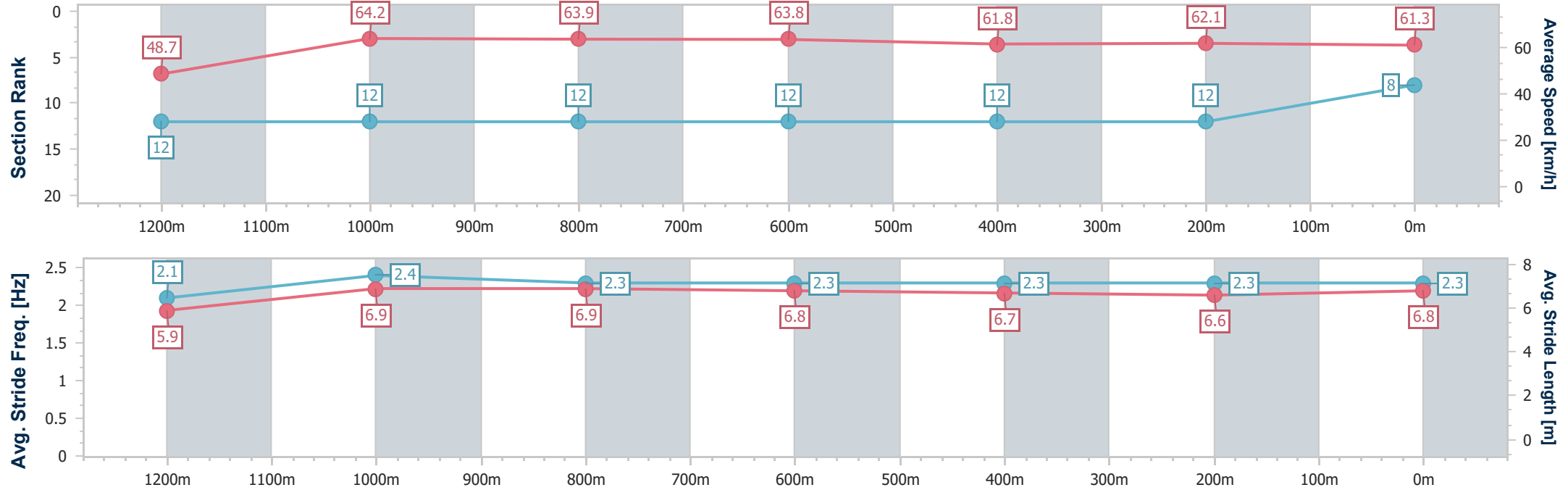
Horse/Jockey Name	Our Orator
Final Rank	8
Fastest Section Time (Section)	0:11.33 (1000m)
Top Speed [km/h] (Section)	65.4 (1200m)
Race State	Finished



GattonProfessional
Race 9: SAVE THE DATE - AUSTRALIA DAY LONG WEEKEND
RACEDAY 25TH JANUARY BENCHMARK 60 Handicap - 1400m
09 January 2026 - 16:43
Track Rating: Good 4, Weather: Fine, Rail Position: True



Section	Overall	1200m	1000m	800m	600m	400m	200m						
Section Times	1:24.16 [8] (0:14.84)	1:09.32 [12] (0:11.38)	0:57.94 [12] (0:11.33)	0:46.61 [12] (0:11.34)	0:35.27 [12] (0:11.88)	0:23.39 [12] (0:11.64)	0:11.75 [12] (0:11.75)						
Average Speed [km/h]	48.7	64.2	63.9	63.8	61.8	62.1	61.3						
Top Speed [km/h]	65.2	65.4	64.9	65.4	63.4	63.0	62.4						
Avg. Dist. to Rail [m]	6.8	2.1	1.7	3.4	2.9	3.4	7.9						
Avg. Stride Freq. [Hz]	2.1	2.4	2.3	2.3	2.3	2.3	2.3						
Avg. Stride Length [m]	5.9	6.9	6.9	6.8	6.7	6.6	6.8						





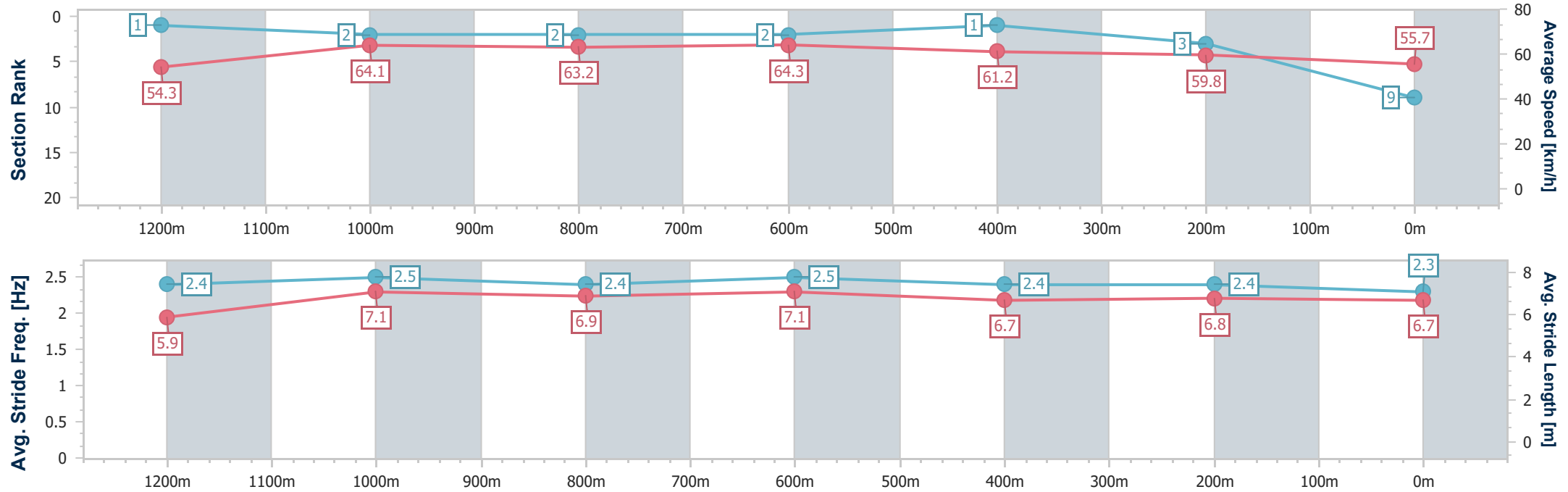
Horse/Jockey Name	I'ltellyouso
Final Rank	9
Fastest Section Time (Section)	0:11.25 (800m)
Top Speed [km/h] (Section)	66.3 (Overall)
Race State	Finished



GattonProfessional
Race 9: SAVE THE DATE - AUSTRALIA DAY LONG WEEKEND
RACEDAY 25TH JANUARY BENCHMARK 60 Handicap - 1400m
09 January 2026 - 16:43
Track Rating: Good 4, Weather: Fine, Rail Position: True



Section	Overall	1200m	1000m	800m	600m	400m	200m						
Section Times	1:24.16 [9] (0:13.25)	1:10.91 [1] (0:11.44)	0:59.47 [2] (0:11.49)	0:47.98 [2] (0:11.25)	0:36.73 [2] (0:11.79)	0:24.94 [1] (0:12.02)	0:12.92 [3] (0:12.92)						
Average Speed [km/h]	54.3	64.1	63.2	64.3	61.2	59.8	55.7						
Top Speed [km/h]	66.3	66.3	64.4	65.2	63.1	60.6	58.9						
Avg. Dist. to Rail [m]	5.1	2.9	2.8	2.1	0.6	0.6	1.0						
Avg. Stride Freq. [Hz]	2.4	2.5	2.4	2.5	2.4	2.4	2.3						
Avg. Stride Length [m]	5.9	7.1	6.9	7.1	6.7	6.8	6.7						





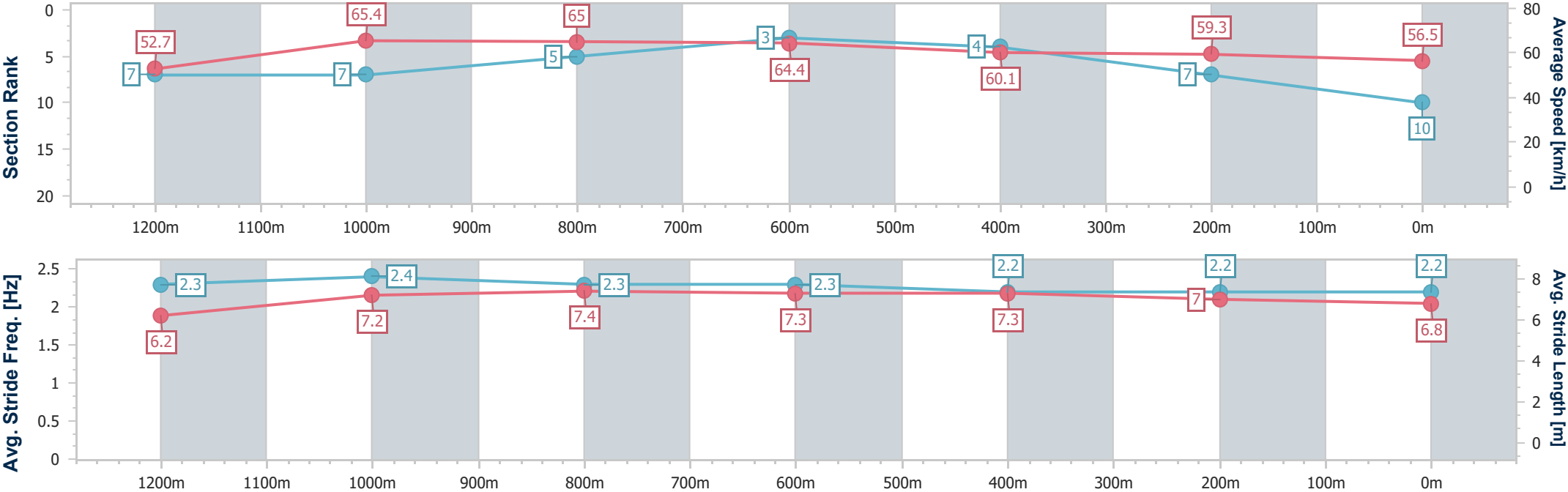
Horse/Jockey Name	Man In The Mirror
Final Rank	10
Fastest Section Time (Section)	0:11.19 (800m)
Top Speed [km/h] (Section)	67.8 (Overall)
Race State	Finished



GattonProfessional
Race 9: SAVE THE DATE - AUSTRALIA DAY LONG WEEKEND
RACEDAY 25TH JANUARY BENCHMARK 60 Handicap - 1400m
09 January 2026 - 16:43
Track Rating: Good 4, Weather: Fine, Rail Position: True



Section	Overall	1200m	1000m	800m	600m	400m	200m						
Section Times	1:24.37 [10] (0:13.67)	1:10.70 [7] (0:11.39)	0:59.31 [7] (0:11.26)	0:48.05 [5] (0:11.19)	0:36.86 [3] (0:11.95)	0:24.91 [4] (0:12.15)	0:12.76 [7] (0:12.76)						
Average Speed [km/h]	52.7	65.4	65.0	64.4	60.1	59.3	56.5						
Top Speed [km/h]	67.8	67.5	66.1	65.7	63.3	61.4	58.9						
Avg. Dist. to Rail [m]	7.7	5.4	3.9	1.3	0.3	0.8	1.6						
Avg. Stride Freq. [Hz]	2.3	2.4	2.3	2.3	2.2	2.2	2.2						
Avg. Stride Length [m]	6.2	7.2	7.4	7.3	7.3	7.0	6.8						





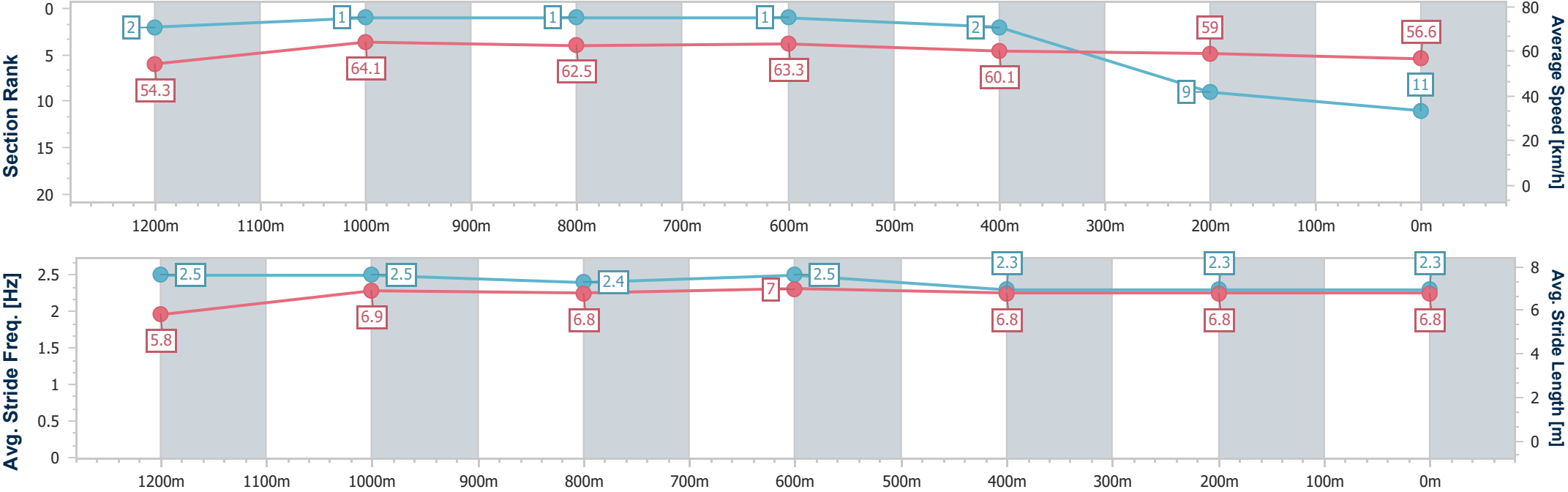
Horse/Jockey Name	Allezizzy
Final Rank	11
Fastest Section Time (Section)	0:11.15 (1200m)
Top Speed [km/h] (Section)	68.2 (1200m)
Race State	Finished



GattonProfessional
Race 9: SAVE THE DATE - AUSTRALIA DAY LONG WEEKEND
RACEDAY 25TH JANUARY BENCHMARK 60 Handicap - 1400m
09 January 2026 - 16:43
Track Rating: Good 4, Weather: Fine, Rail Position: True



Section	Overall	1200m	1000m	800m	600m	400m	200m						
Section Times	1:24.45 [11] (0:13.28)	1:11.17 [2] (0:11.15)	1:00.02 [1] (0:11.51)	0:48.51 [1] (0:11.43)	0:37.08 [1] (0:12.04)	0:25.04 [2] (0:12.32)	0:12.72 [9] (0:12.72)						
Average Speed [km/h]	54.3	64.1	62.5	63.3	60.1	59.0	56.6						
Top Speed [km/h]	68.2	68.2	63.5	63.9	63.1	59.7	59.1						
Avg. Dist. to Rail [m]	2.3	1.2	0.4	1.2	1.7	3.6	4.2						
Avg. Stride Freq. [Hz]	2.5	2.5	2.4	2.5	2.3	2.3	2.3						
Avg. Stride Length [m]	5.8	6.9	6.8	7.0	6.8	6.8	6.8						





Horse/Jockey Name	Heavenly Love
Final Rank	-
Fastest Section Time (Section)	0:11.22 (1200m)
Top Speed [km/h] (Section)	66.6 (1200m)
Race State	DidNotFinish



GattonProfessional
Race 9: SAVE THE DATE - AUSTRALIA DAY LONG WEEKEND
RACEDAY 25TH JANUARY BENCHMARK 60 Handicap - 1400m
09 January 2026 - 16:43
Track Rating: Good 4, Weather: Fine, Rail Position: True



Section	Overall	1200m	1000m	800m	600m	400m	200m						
Section Times	0:00.00 [8] (0:14.69)	0:00.00 [11] (0:11.22)	0:00.00 [11] (0:11.35)	0:00.00 [11] (0:11.39)	0:00.00 [11] (0:11.87)	0:00.00 [11] (0:11.68)	0:00.00 [11] (0:11.72)						
Average Speed [km/h]	48.9	65.3	63.8	63.6	61.8	62.0	61.2						
Top Speed [km/h]	66.6	66.6	65.0	64.1	62.9	63.5	63.1						
Avg. Dist. to Rail [m]	2.1	2.4	2.0	2.4	3.1	3.4	5.7						
Avg. Stride Freq. [Hz]	2.1	2.3	2.2	2.2	2.2	2.2	2.2						
Avg. Stride Length [m]	6.1	7.3	7.4	7.5	7.5	7.7	7.8						

