



# Aquis Park Gold Coast Professional

## Race 1: AQUIS GOLD NUGGET QTIS 2YO Colts and Geldings - 1100m

10 January 2026 - 14:06



Track Rating: Soft 5, Weather: Fine, Rail Position: True

Section		Overall				1000m	800m	600m	400m	200m	Last 600m		
Field Times		1:03.80 (0:08.07)				0:55.73 (0:10.67)	0:45.06 (0:10.79)	0:34.27 (0:11.14)	0:23.13 (0:11.29)	0:11.84 (0:11.84)	0:00.00		
Rank	TAB	Horse/Jockey	Barrier	Top Speed [km/h]	Fastest Section					Margin	Margin	Distance Travelled [m]	
1	1	ITCHINTOGO	4	68.6	0:08.07	1:03.80 [1]	0:55.73 [1]	0:45.06 [1]	0:34.25 [2]	0:23.11 [2]	0:11.84 [1]	1:03.80	0:34.25
		Ryan Maloney		1000m	Overall	(0:08.07)	(0:10.67)	(0:10.81)	(0:11.14)	(0:11.27)	(0:11.84)		
2	2	BACIAM	2	68.8	0:08.34	1:04.58 [2]	0:56.24 [5]	0:45.52 [3]	0:34.81 [3]	0:23.77 [3]	0:12.26 [3]	4.57L	0:34.81
		Kyle Wilson-Taylor		1000m	Overall	(0:08.34)	(0:10.72)	(0:10.71)	(0:11.04)	(0:11.51)	(0:12.26)		-2
3	6	WRITTEN ACLAIM	5	69.9	0:08.20	1:04.80 [3]	0:56.60 [3]	0:45.52 [5]	0:34.84 [4]	0:23.80 [4]	0:12.33 [4]	5.87L	0:34.84
		Boris Thornton		800m	Overall	(0:08.20)	(0:11.08)	(0:10.68)	(0:11.04)	(0:11.47)	(0:12.33)		+4
4	5	WOOTTON YOU KNOW	6	68.7	0:08.09	1:04.85 [4]	0:56.76 [2]	0:45.92 [2]	0:35.32 [1]	0:24.18 [1]	0:12.56 [2]	6.14L	0:35.32
		Craig Williams		800m	Overall	(0:08.09)	(0:10.84)	(0:10.60)	(0:11.14)	(0:11.62)	(0:12.56)		+2
5	4	EXCLUSIVE ONE	1	--.	0:00.00	-:--:--	-:--:--	-:--:--	-:--:--	-:--:--	-:--:--	48.66L	-:--:--
		Damien Thornton											----
6	3	DRAGON MAGIC	3	Data was not able to be tracked for this horse		-:--:--	-:--:--	-:--:--	-:--:--	-:--:--	-:--:--	7.25L	-:--:--
		Michael Rodd											----



**Aquis Park Gold Coast Professional**  
**Race 2: AQUIS GOLD PEARL QTIS 2YO Fillies - 1100m**  
**10 January 2026 - 14:46**



Track Rating: Good 4, Weather: Fine, Rail Position: True

Section		Overall				1000m	800m	600m	400m	200m	Last 600m		
Field Times		1:03.13 (0:07.43)				0:55.70 (0:10.24)	0:45.46 (0:10.67)	0:34.79 (0:11.58)	0:23.21 (0:11.42)	0:11.79 (0:11.79)	0:34.79		
Rank	TAB	Horse/Jockey	Barrier	Top Speed [km/h]	Fastest Section						Margin	Distance Travelled [m]	
1	1	SHIKI	5	71.0	0:07.64	1:03.13 [1]	0:55.49 [6]	0:44.98 [5]	0:34.24 [5]	0:22.95 [4]	0:11.79 [1]	1:03.13	0:34.24
		Tim Clark		1000m	Overall	(0:07.64)	(0:10.51)	(0:10.74)	(0:11.29)	(0:11.16)	(0:11.79)		
2	10	DOUBLE COOL	1	69.7	0:07.50	1:03.48 [2]	0:55.98 [3]	0:45.49 [4]	0:34.76 [3]	0:23.27 [5]	0:11.68 [7]	2.04L	0:34.76 -6
		James McDonald		800m	Overall	(0:07.50)	(0:10.49)	(0:10.73)	(0:11.49)	(0:11.59)	(0:11.68)		
3	6	TIGRONI	6	70.6	0:07.43	1:03.53 [3]	0:56.10 [2]	0:45.56 [3]	0:34.77 [4]	0:23.37 [3]	0:11.88 [2]	2.33L	0:34.77 +1
		Zac Lloyd		1000m	Overall	(0:07.43)	(0:10.54)	(0:10.79)	(0:11.40)	(0:11.49)	(0:11.88)		
4	4	REMEMBRALL	8	70.8	0:07.67	1:03.55 [4]	0:55.88 [8]	0:45.27 [8]	0:34.55 [8]	0:23.27 [6]	0:11.86 [3]	2.46L	0:34.55 +3
		Ben Thompson		800m	Overall	(0:07.67)	(0:10.61)	(0:10.72)	(0:11.28)	(0:11.41)	(0:11.86)		
5	11	ADORA DJON'S	7	69.7	0:07.80	1:03.61 [5]	0:55.81 [9]	0:45.22 [9]	0:34.45 [9]	0:23.04 [10]	0:11.69 [9]	2.81L	0:34.45 -2
		Jag Guthmann-Chester		1000m	Overall	(0:07.80)	(0:10.59)	(0:10.77)	(0:11.41)	(0:11.35)	(0:11.69)		
5	2	BY CHOICE	9	70.2	0:07.58	1:03.61 [5]	0:56.03 [5]	0:45.44 [6]	0:34.66 [6]	0:23.26 [7]	0:11.81 [6]	2.81L	0:34.66 +5
		Regan Bayliss		1000m	Overall	(0:07.58)	(0:10.59)	(0:10.78)	(0:11.40)	(0:11.45)	(0:11.81)		
7	8	IRANSOFAR	10	70.1	0:07.87	1:03.71 [7]	0:55.84 [10]	0:45.20 [10]	0:34.48 [10]	0:23.21 [9]	0:11.81 [8]	3.36L	0:34.48 +2
		Kyle Wilson-Taylor		800m	Overall	(0:07.87)	(0:10.64)	(0:10.72)	(0:11.27)	(0:11.40)	(0:11.81)		
8	9	RUN LIKE A GIRL	3	70.1	0:07.64	1:04.13 [8]	0:56.49 [7]	0:45.93 [7]	0:35.18 [7]	0:23.67 [8]	0:12.11 [10]	5.86L	0:35.18 -2
		Robbie Dolan		1000m	Overall	(0:07.64)	(0:10.56)	(0:10.75)	(0:11.51)	(0:11.56)	(0:12.11)		
9	7	INHABIT	4	72.4	0:07.55	1:04.21 [9]	0:56.66 [4]	0:46.44 [2]	0:35.68 [2]	0:24.15 [2]	0:12.45 [4]	6.34L	0:35.68 -4
		Todd Pannell		1000m	Overall	(0:07.55)	(0:10.22)	(0:10.76)	(0:11.53)	(0:11.70)	(0:12.45)		
10	3	SCARTOON	2	71.9	0:07.43	1:04.32 [10]	0:56.89 [1]	0:46.65 [1]	0:35.98 [1]	0:24.40 [1]	0:12.55 [5]	7L	0:35.98 -3
		Cejay Graham		1000m	Overall	(0:07.43)	(0:10.24)	(0:10.67)	(0:11.58)	(0:11.85)	(0:12.55)		

Scratched: Lonesome Star (#12), Leaves Of Lorien (#5)

Report Created: Sat 10 January 2026 20:17 GMT+1 (Note: Timing is based on position data)

Page 2/27

[ ] Ranking at each section and finish  
-:-:- No data available at this section  
NA No data available

SCN Saddle cloth number  
DNF Did not finish  
DNT Did not track

data processed by TRIPLESDATA



**Aquis Park Gold Coast Professional**  
**Race 3: CARBINE CLUB QUEENSLAND MAGIC MILLIONS MAIDEN**  
**PLATE - 1400m**  
**10 January 2026 - 15:26**



Track Rating: Good 4, Weather: Fine, Rail Position: True

Section						Overall	1200m	1000m	800m	600m	400m	Last 600m	
Field Times						1:22.28 (0:13.28)	1:09.00 (0:10.95)	0:58.05 (0:11.78)	0:46.27 (0:11.97)	0:34.30 (0:11.46)	0:22.84 (0:11.22)	0:34.30	
Rank	TAB	Horse/Jockey	Barrier	Top Speed [km/h]	Fastest Section								Distance Travelled [m]
1	10	SPANISH TREASURE	13	69.0	0:10.95	1:22.28 [1]	1:09.00 [1]	0:58.05 [1]	0:46.27 [1]	0:34.30 [1]	0:22.83 [2]	0:34.30	
		Tommy Berry		Overall	1200m	(0:13.28)	(0:10.95)	(0:11.78)	(0:11.97)	(0:11.47)	(0:11.21)		
2	18	YOU SEXY THING	11	68.1	0:11.06	1:22.52 [2]	1:09.12 [2]	0:58.06 [4]	0:46.21 [4]	0:34.26 [5]	0:22.86 [5]	0:34.26	+2
		Rachel King		Overall	1200m	(0:13.40)	(0:11.06)	(0:11.85)	(0:11.95)	(0:11.40)	(0:11.32)		
3	6	HIT THE SWITCH	16	67.5	0:10.95	1:22.65 [3]	1:08.81 [12]	0:57.86 [10]	0:45.93 [10]	0:34.10 [10]	0:22.80 [7]	0:34.10	+7
		Damian Lane		1200m	1200m	(0:13.84)	(0:10.95)	(0:11.93)	(0:11.83)	(0:11.30)	(0:11.15)		
4	11	SWAG	12	68.0	0:11.00	1:22.80 [4]	1:08.94 [13]	0:57.94 [11]	0:45.95 [13]	0:34.08 [11]	0:22.82 [11]	0:34.08	+11
		Jason Collett		1200m	1200m	(0:13.86)	(0:11.00)	(0:11.99)	(0:11.87)	(0:11.26)	(0:11.17)		
5	9	RUSTEMO	7	67.8	0:11.07	1:22.81 [5]	1:09.23 [5]	0:58.16 [7]	0:46.33 [8]	0:34.29 [8]	0:22.93 [8]	0:34.29	+2
		Andrew Mallyon		1200m	1200m	(0:13.58)	(0:11.07)	(0:11.83)	(0:12.04)	(0:11.36)	(0:11.29)		
6	3	BELLO CAVALLO	10	66.6	0:11.02	1:22.93 [6]	1:08.94 [15]	0:57.92 [15]	0:45.92 [17]	0:34.02 [15]	0:22.78 [14]	0:34.02	+10
		Tom Sherry		1200m	1200m	(0:13.99)	(0:11.02)	(0:12.00)	(0:11.90)	(0:11.24)	(0:11.16)		
7	8	PIERRO LAD	17	69.2	0:10.72	1:23.01 [7]	1:09.31 [8]	0:58.59 [3]	0:46.86 [3]	0:34.96 [3]	0:23.54 [3]	0:34.96	+4
		Ethan Brown		1200m	1200m	(0:13.70)	(0:10.72)	(0:11.73)	(0:11.90)	(0:11.42)	(0:11.41)		
8	16	SNITZEL MISS	6	68.1	0:10.95	1:23.03 [8]	1:09.22 [9]	0:58.27 [9]	0:46.45 [9]	0:34.49 [9]	0:23.11 [10]	0:34.49	+6
		James McDonald		1200m	1200m	(0:13.81)	(0:10.95)	(0:11.82)	(0:11.96)	(0:11.38)	(0:11.28)		
9	17	TINKLEJAZZ	8	67.2	0:11.01	1:23.04 [9]	1:08.93 [16]	0:57.92 [17]	0:46.11 [16]	0:34.22 [14]	0:22.91 [13]	0:34.22	+5
		Ben Thompson		1200m	1200m	(0:14.11)	(0:11.01)	(0:11.81)	(0:11.89)	(0:11.31)	(0:11.21)		
10	12	CRASH THE PARTY	3	67.6	0:11.07	1:23.08 [10]	1:09.24 [11]	0:58.17 [13]	0:46.35 [11]	0:34.33 [12]	0:22.96 [12]	0:34.33	+1
		Craig Williams		Overall	1200m	(0:13.84)	(0:11.07)	(0:11.82)	(0:12.02)	(0:11.37)	(0:11.30)		

Scratched: Forging Ahead (#5), Dashing Mars (#20), Monte Carlo Miss (#21), Our Mate Locky (#7)

Report Created: Sat 10 January 2026 20:17 GMT+1 (Note: Timing is based on position data)

Page 3/27

[ ] Ranking at each section and finish  
-:-:- No data available at this section  
NA No data available

SCN Saddle cloth number  
DNF Did not finish  
DNT Did not track

data processed by TRIPLESDATA



**Aquis Park Gold Coast Professional**  
**Race 3: CARBINE CLUB QUEENSLAND MAGIC MILLIONS MAIDEN**  
**PLATE - 1400m**  
**10 January 2026 - 15:26**



Track Rating: Good 4, Weather: Fine, Rail Position: True

Section						Overall	1200m	1000m	800m	600m	400m	Last 600m	
Field Times						1:22.28 (0:13.28)	1:09.00 (0:10.95)	0:58.05 (0:11.78)	0:46.27 (0:11.97)	0:34.30 (0:11.46)	0:22.84 (0:11.22)	0:34.30	
Rank	TAB	Horse/Jockey	Barrier	Top Speed [km/h]	Fastest Section								Distance Travelled [m]
11	14	MACHRIMORE	15	69.2	0:10.82	1:23.09 [11]	1:09.66 [3]	0:58.84 [2]	0:47.01 [2]	0:35.07 [2]	0:23.65 [1]	0:35.07	+3
		Zac Lloyd		1200m	1200m	(0:13.43)	(0:10.82)	(0:11.83)	(0:11.94)	(0:11.42)	(0:11.47)		
12	2	AGRAFFE ROCKET	9	68.5	0:10.96	1:23.10 [12]	1:09.52 [5]	0:58.56 [6]	0:46.72 [6]	0:34.85 [4]	0:23.42 [6]	0:34.85	+5
		Nash Rawiller		Overall	1200m	(0:13.58)	(0:10.96)	(0:11.84)	(0:11.87)	(0:11.43)	(0:11.33)		
13	4	DIFRONZO	1	67.5	0:11.07	1:23.26 [13]	1:09.61 [7]	0:58.54 [8]	0:46.79 [7]	0:34.75 [7]	0:23.35 [9]	0:34.75	-1
		Ryan Maloney		Overall	1200m	(0:13.65)	(0:11.07)	(0:11.75)	(0:12.04)	(0:11.40)	(0:11.33)		
14	19	CAUTIONARY TAIL	5	67.5	0:11.08	1:23.32 [14]	1:09.87 [4]	0:58.79 [5]	0:46.97 [5]	0:35.00 [6]	0:23.69 [4]	0:35.00	-5
		Boris Thornton		Overall	1200m	(0:13.45)	(0:11.08)	(0:11.82)	(0:11.97)	(0:11.31)	(0:11.43)		
15	13	KOOLATAH QUEEN	2	67.9	0:11.05	1:23.51 [15]	1:09.68 [10]	0:58.63 [12]	0:46.74 [12]	0:34.71 [13]	0:23.21 [16]	0:34.71	+3
		Cejay Graham		1200m	1200m	(0:13.83)	(0:11.05)	(0:11.89)	(0:12.03)	(0:11.50)	(0:11.32)		
16	1	PIERANT	18	69.7	0:10.86	1:23.71 [16]	1:09.49 [17]	0:58.63 [16]	0:46.80 [14]	0:34.78 [17]	0:23.41 [17]	0:34.78	+0
		Martin Harley		1200m	1200m	(0:14.22)	(0:10.86)	(0:11.83)	(0:12.02)	(0:11.37)	(0:11.32)		
17	15	RECONCILIATE	4	66.8	0:11.03	1:23.93 [17]	1:09.95 [14]	0:58.92 [14]	0:47.01 [15]	0:35.01 [16]	0:23.70 [15]	0:35.01	+5
		Angela Jones		1200m	1200m	(0:13.98)	(0:11.03)	(0:11.91)	(0:12.00)	(0:11.31)	(0:11.50)		

Scratched: Forging Ahead (#5), Dashing Mars (#20), Monte Carlo Miss (#21), Our Mate Locky (#7)



**Aquis Park Gold Coast Professional**  
**Race 3: CARBINE CLUB QUEENSLAND MAGIC MILLIONS MAIDEN**  
**PLATE - 1400m**  
**10 January 2026 - 15:26**



Track Rating: Good 4, Weather: Fine, Rail Position: True

Section		Field Times		200m		Last 600m	
				0:11.62 (0:11.62)		0:34.30	
Rank	TAB	Horse/Jockey	Barrier	Top Speed [km/h]	Fastest Section	Margin	Distance Travelled [m]
1	10	SPANISH TREASURE	13	69.0	0:10.95	0:11.62 [1]	1:22.28
		Tommy Berry		Overall	1200m	(0:11.62)	0:34.30
2	18	YOU SEXY THING	11	68.1	0:11.06	0:11.54 [4]	1.4L
		Rachel King		Overall	1200m	(0:11.54)	0:34.26 +2
3	6	HIT THE SWITCH	16	67.5	0:10.95	0:11.65 [5]	2.19L
		Damian Lane		1200m	1200m	(0:11.65)	0:34.10 +7
4	11	SWAG	12	68.0	0:11.00	0:11.65 [8]	3.07L
		Jason Collett		1200m	1200m	(0:11.65)	0:34.08 +11
5	9	RUSTEMO	7	67.8	0:11.07	0:11.64 [9]	3.09L
		Andrew Mallyon		1200m	1200m	(0:11.64)	0:34.29 +2
6	3	BELLO CAVALLO	10	66.6	0:11.02	0:11.62 [12]	3.85L
		Tom Sherry		1200m	1200m	(0:11.62)	0:34.02 +10
7	8	PIERRO LAD	17	69.2	0:10.72	0:12.13 [2]	4.27L
		Ethan Brown		1200m	1200m	(0:12.13)	0:34.96 +4
8	16	SNITZEL MISS	6	68.1	0:10.95	0:11.83 [10]	4.43L
		James McDonald		1200m	1200m	(0:11.83)	0:34.49 +6
9	17	TINKLEJAZZ	8	67.2	0:11.01	0:11.70 [13]	4.47L
		Ben Thompson		1200m	1200m	(0:11.70)	0:34.22 +5
10	12	CRASH THE PARTY	3	67.6	0:11.07	0:11.66 [14]	4.71L
		Craig Williams		Overall	1200m	(0:11.66)	0:34.33 +1

Scratched: Forging Ahead (#5), Dashing Mars (#20), Monte Carlo Miss (#21), Our Mate Locky (#7)

Report Created: Sat 10 January 2026 20:17 GMT+1 (Note: Timing is based on position data)

Page 5/27

[ ] Ranking at each section and finish  
-:-:- No data available at this section  
NA No data available

SCN Saddle cloth number  
DNF Did not finish  
DNT Did not track

data processed by  TRIPLESDATA



**Aquis Park Gold Coast Professional**  
**Race 3: CARBINE CLUB QUEENSLAND MAGIC MILLIONS MAIDEN**  
**PLATE - 1400m**  
**10 January 2026 - 15:26**



Track Rating: Good 4, Weather: Fine, Rail Position: True

Section		Field Times		200m		Last 600m	
				0:11.62 (0:11.62)		0:34.30	
Rank	TAB	Horse/Jockey	Barrier	Top Speed [km/h]	Fastest Section	Margin	Distance Travelled [m]
11	14	MACHRIMORE	15	69.2	0:10.82	0:12.18 [3]	4.76L
		Zac Lloyd		1200m	1200m	(0:12.18)	0:35.07 +3
12	2	AGRAFFE ROCKET	9	68.5	0:10.96	0:12.09 [6]	4.82L
		Nash Rawiller		Overall	1200m	(0:12.09)	0:34.85 +5
13	4	DIFRONZO	1	67.5	0:11.07	0:12.02 [11]	5.78L
		Ryan Maloney		Overall	1200m	(0:12.02)	0:34.75 -1
14	19	CAUTIONARY TAIL	5	67.5	0:11.08	0:12.26 [7]	6.14L
		Boris Thornton		Overall	1200m	(0:12.26)	0:35.00 -5
15	13	KOOLATAH QUEEN	2	67.9	0:11.05	0:11.89 [15]	7.21L
		Cejay Graham		1200m	1200m	(0:11.89)	0:34.71 +3
16	1	PIERANT	18	69.7	0:10.86	0:12.09 [16]	8.43L
		Martin Harley		1200m	1200m	(0:12.09)	0:34.78 +0
17	15	RECONCILIATE	4	66.8	0:11.03	0:12.20 [17]	9.69L
		Angela Jones		1200m	1200m	(0:12.20)	0:35.01 +5

Scratched: Forging Ahead (#5), Dashing Mars (#20), Monte Carlo Miss (#21), Our Mate Locky (#7)



**Aquis Park Gold Coast Professional**  
**Race 4: EXPERIENCE GOLD COAST MAGIC MILLIONS RISING STARS**  
**3YO & 4YO Fillies & Mares Class 4 Plate - 1300m**  
**10 January 2026 - 16:06**



Track Rating: Good 4, Weather: Fine, Rail Position: True

Section		Overall				1200m	1000m	800m	600m	400m	Last 600m	
Field Times		1:15.26				1:07.37	0:56.55	0:45.44	0:33.97	0:22.75	0:33.97	
		(0:07.89)				(0:10.82)	(0:11.11)	(0:11.47)	(0:11.22)	(0:11.23)		
Rank	TAB	Horse/Jockey	Barrier	Top Speed [km/h]	Fastest Section							Distance Travelled [m]
1	1	POSTER GIRL	5	66.9	0:07.89	1:15.26 [1]	1:07.37 [1]	0:56.37 [3]	0:45.07 [3]	0:33.64 [3]	0:22.44 [3]	0:33.64
		Martin Harley		400m	Overall	(0:07.89)	(0:11.00)	(0:11.30)	(0:11.43)	(0:11.20)	(0:11.02)	
2	8	SCRIPTED	9	70.3	0:08.21	1:15.34 [2]	1:07.13 [7]	0:56.45 [3]	0:45.04 [5]	0:33.62 [5]	0:22.39 [4]	0:33.62 +3
		Andrew Mallyon		1200m	Overall	(0:08.21)	(0:10.68)	(0:11.41)	(0:11.42)	(0:11.23)	(0:11.06)	
3	4	YES LULU	10	68.2	0:08.38	1:15.44 [3]	1:07.06 [9]	0:55.88 [9]	0:44.50 [10]	0:33.15 [10]	0:22.26 [8]	0:33.15 +2
		Tommy Berry		600m	Overall	(0:08.38)	(0:11.18)	(0:11.38)	(0:11.35)	(0:10.89)	(0:10.90)	
4	11	SOUTHERN HEIRESS	8	67.8	0:07.93	1:15.46 [4]	1:07.53 [2]	0:56.70 [2]	0:45.45 [2]	0:34.04 [2]	0:22.74 [2]	0:34.04 +4
		James McDonald		1200m	Overall	(0:07.93)	(0:10.83)	(0:11.25)	(0:11.41)	(0:11.30)	(0:11.17)	
5	6	MAMUSHKA	6	68.2	0:07.98	1:15.51 [5]	1:07.53 [3]	0:56.80 [1]	0:45.69 [1]	0:34.22 [1]	0:23.00 [1]	0:34.22 -3
		Zac Lloyd		1200m	Overall	(0:07.98)	(0:10.73)	(0:11.11)	(0:11.47)	(0:11.22)	(0:11.23)	
6	5	PIERATA'S GEM	2	65.8	0:08.05	1:15.60 [6]	1:07.55 [4]	0:56.46 [6]	0:45.12 [7]	0:33.74 [7]	0:22.60 [5]	0:33.74 -1
		Cejay Graham		1200m	Overall	(0:08.05)	(0:11.09)	(0:11.34)	(0:11.38)	(0:11.14)	(0:11.20)	
7	2	MISS KIM KAR	11	67.1	0:08.64	1:15.84 [7]	1:07.20 [11]	0:56.02 [11]	0:44.76 [11]	0:33.39 [11]	0:22.39 [11]	0:33.39 +1
		Rachel King		400m	Overall	(0:08.64)	(0:11.18)	(0:11.26)	(0:11.37)	(0:11.00)	(0:10.96)	
8	10	ALTERNATUM	7	65.9	0:08.47	1:15.85 [8]	1:07.38 [10]	0:56.23 [10]	0:45.00 [9]	0:33.64 [9]	0:22.56 [10]	0:33.64 -2
		Ethan Brown		1200m	Overall	(0:08.47)	(0:11.15)	(0:11.23)	(0:11.36)	(0:11.08)	(0:11.09)	
9	3	USEAPIN	3	68.0	0:08.27	1:16.21 [9]	1:07.94 [8]	0:57.02 [7]	0:45.80 [6]	0:34.43 [6]	0:23.16 [7]	0:34.43 +0
		Damian Lane		1200m	Overall	(0:08.27)	(0:10.92)	(0:11.22)	(0:11.37)	(0:11.27)	(0:11.23)	
10	7	ATELIER	4	66.4	0:08.19	1:16.87 [10]	1:08.68 [6]	0:57.53 [8]	0:46.16 [8]	0:34.71 [8]	0:23.60 [9]	0:34.71 +2
		Tom Sherry		600m	Overall	(0:08.19)	(0:11.15)	(0:11.37)	(0:11.45)	(0:11.11)	(0:11.34)	

Scratched: Hiatus (#9)

Report Created: Sat 10 January 2026 20:17 GMT+1 (Note: Timing is based on position data)

Page 7/27

[ ] Ranking at each section and finish  
-:-:- No data available at this section  
NA No data available

SCN Saddle cloth number  
DNF Did not finish  
DNT Did not track

data processed by  TRIPLESDATA



**Aquis Park Gold Coast Professional**  
**Race 4: EXPERIENCE GOLD COAST MAGIC MILLIONS RISING STARS**  
**3YO & 4YO Fillies & Mares Class 4 Plate - 1300m**  
**10 January 2026 - 16:06**



Track Rating: Good 4, Weather: Fine, Rail Position: True

Section					Overall	1200m	1000m	800m	600m	400m	Last 600m		
Field Times					1:15.26 (0:07.89)	1:07.37 (0:10.82)	0:56.55 (0:11.11)	0:45.44 (0:11.47)	0:33.97 (0:11.22)	0:22.75 (0:11.23)	0:33.97		
Rank	TAB	Horse/Jockey	Barrier	Top Speed [km/h]	Fastest Section								Distance Travelled [m]
11	12	KICKUPHIGH	1	67.6	0:08.06	1:17.18 [11]	1:09.12 [5]	0:58.23 [5]	0:46.96 [4]	0:35.52 [4]	0:24.15 [6]	0:35.52	-1
		Kyle Wilson-Taylor		1200m	Overall	(0:08.06)	(0:10.89)	(0:11.27)	(0:11.44)	(0:11.37)	(0:11.67)		

Scratched: Hiatus (#9)



**Aquis Park Gold Coast Professional**  
**Race 4: EXPERIENCE GOLD COAST MAGIC MILLIONS RISING STARS**  
**3YO & 4YO Fillies & Mares Class 4 Plate - 1300m**  
**10 January 2026 - 16:06**



Track Rating: Good 4, Weather: Fine, Rail Position: True

Section		Field Times		200m		Last 600m	
				0:11.52 (0:11.52)		0:33.97	
Rank	TAB	Horse/Jockey	Barrier	Top Speed [km/h]	Fastest Section	Margin	Distance Travelled [m]
1	1	POSTER GIRL	5	66.9	0:07.89	0:11.42 [2]	1:15.26
		Martin Harley		400m	Overall	(0:11.42)	0:33.64
2	8	SCRIPTED	9	70.3	0:08.21	0:11.33 [4]	0.45L
		Andrew Mallyon		1200m	Overall	(0:11.33)	0:33.62 +3
3	4	YES LULU	10	68.2	0:08.38	0:11.36 [5]	1.05L
		Tommy Berry		600m	Overall	(0:11.36)	0:33.15 +2
4	11	SOUTHERN HEIRESS	8	67.8	0:07.93	0:11.57 [3]	1.15L
		James McDonald		1200m	Overall	(0:11.57)	0:34.04 +4
5	6	MAMUSHKA	6	68.2	0:07.98	0:11.77 [1]	1.47L
		Zac Lloyd		1200m	Overall	(0:11.77)	0:34.22 -3
6	5	PIERATA'S GEM	2	65.8	0:08.05	0:11.40 [6]	2.02L
		Cejay Graham		1200m	Overall	(0:11.40)	0:33.74 -1
7	2	MISS KIM KAR	11	67.1	0:08.64	0:11.43 [9]	3.43L
		Rachel King		400m	Overall	(0:11.43)	0:33.39 +1
8	10	ALTERNATUM	7	65.9	0:08.47	0:11.47 [8]	3.45L
		Ethan Brown		1200m	Overall	(0:11.47)	0:33.64 -2
9	3	USEAPIN	3	68.0	0:08.27	0:11.93 [7]	5.59L
		Damian Lane		1200m	Overall	(0:11.93)	0:34.43 +0
10	7	ATELIER	4	66.4	0:08.19	0:12.26 [10]	9.45L
		Tom Sherry		600m	Overall	(0:12.26)	0:34.71 +2

Scratched: Hiatus (#9)

Report Created: Sat 10 January 2026 20:17 GMT+1 (Note: Timing is based on position data)

Page 9/27

[ ] Ranking at each section and finish  
-:-:- No data available at this section  
NA No data available

SCN Saddle cloth number  
DNF Did not finish  
DNT Did not track

data processed by TRIPLESDATA



**Aquis Park Gold Coast Professional**  
**Race 4: EXPERIENCE GOLD COAST MAGIC MILLIONS RISING STARS**  
**3YO & 4YO Fillies & Mares Class 4 Plate - 1300m**  
**10 January 2026 - 16:06**



Track Rating: Good 4, Weather: Fine, Rail Position: True

Section						200m		Last 600m	
Field Times						0:11.52 (0:11.52)		0:33.97	
Rank	TAB	Horse/Jockey	Barrier	Top Speed [km/h]	Fastest Section	Margin		Distance Travelled [m]	
11	12	KICKUPHIGH	1	67.6	0:08.06	0:12.48 [11]	11.27L	0:35.52	-1
		Kyle Wilson-Taylor		1200m	Overall	(0:12.48)			

Scratched: Hiatus (#9)



**Aquis Park Gold Coast Professional**  
**Race 5: SCONE RACE CLUB MAGIC MILLIONS RISING STARS 3YO & 4YO Colts, Geldings & Entires Class 4 Plate - 1300m**  
**10 January 2026 - 16:47**



Track Rating: Good 4, Weather: Fine, Rail Position: True

Section						Overall	1200m	1000m	800m	600m	400m	Last 600m	
Field Times						1:14.89 (0:07.75)	1:07.14 (0:10.19)	0:56.95 (0:10.40)	0:46.55 (0:10.85)	0:35.70 (0:11.21)	0:24.49 (0:11.76)	0:35.70	
Rank	TAB	Horse/Jockey	Barrier	Top Speed [km/h]	Fastest Section								Distance Travelled [m]
1	5	NOW IS THE HOUR	13	72.1	0:07.75	1:14.89 [1]	1:07.14 [1]	0:56.95 [1]	0:46.55 [1]	0:35.70 [1]	0:24.49 [1]	0:35.70	
		Angela Jones		1200m	Overall	(0:07.75)	(0:10.19)	(0:10.40)	(0:10.85)	(0:11.21)	(0:11.76)		
2	8	TRUE AMOR	17	71.5	0:07.80	1:14.90 [2]	1:07.10 [2]	0:56.82 [2]	0:46.21 [2]	0:35.36 [2]	0:24.29 [2]	0:35.36	+2
		Tommy Berry		1200m	Overall	(0:07.80)	(0:10.28)	(0:10.61)	(0:10.85)	(0:11.07)	(0:11.75)		
3	1	AXIUS	8	71.8	0:08.00	1:15.01 [3]	1:07.01 [6]	0:56.77 [4]	0:46.24 [4]	0:35.38 [3]	0:24.18 [3]	0:35.38	+5
		Nash Rawiller		1200m	Overall	(0:08.00)	(0:10.24)	(0:10.53)	(0:10.86)	(0:11.20)	(0:11.73)		
4	16	MAYFAIR	16	69.2	0:08.03	1:15.19 [4]	1:07.16 [8]	0:56.55 [10]	0:45.53 [12]	0:34.57 [12]	0:23.56 [11]	0:34.57	+9
		Jason Collett		1200m	Overall	(0:08.03)	(0:10.61)	(0:11.02)	(0:10.96)	(0:11.01)	(0:11.54)		
5	4	YOSHINOBU	12	69.6	0:08.42	1:15.50 [5]	1:07.08 [16]	0:56.31 [16]	0:45.55 [16]	0:34.56 [15]	0:23.56 [14]	0:34.56	+6
		Tom Sherry		1200m	Overall	(0:08.42)	(0:10.77)	(0:10.76)	(0:10.99)	(0:11.00)	(0:11.39)		
6	18	HEAVENLY IMPACT	15	68.3	0:08.63	1:15.60 [6]	1:06.97 [18]	0:56.10 [18]	0:45.36 [17]	0:34.22 [17]	0:23.27 [17]	0:34.22	+7
		Damien Thornton		1000m	Overall	(0:08.63)	(0:10.87)	(0:10.74)	(0:11.14)	(0:10.95)	(0:11.19)		
7	11	HELLA FAST	11	69.1	0:08.20	1:15.62 [7]	1:07.42 [13]	0:56.71 [13]	0:45.91 [14]	0:34.95 [13]	0:23.77 [13]	0:34.95	+7
		Zac Lloyd		1200m	Overall	(0:08.20)	(0:10.71)	(0:10.80)	(0:10.96)	(0:11.18)	(0:11.45)		
8	10	HELL TO PAY	3	70.1	0:07.98	1:15.75 [8]	1:07.77 [5]	0:57.25 [8]	0:46.43 [9]	0:35.57 [9]	0:24.11 [12]	0:35.57	+8
		Craig Williams		1200m	Overall	(0:07.98)	(0:10.52)	(0:10.82)	(0:10.86)	(0:11.46)	(0:11.72)		
9	14	ABENDER	14	69.6	0:08.15	1:15.78 [9]	1:07.63 [11]	0:57.05 [11]	0:46.24 [11]	0:35.31 [11]	0:24.26 [9]	0:35.31	+2
		Ryan Maloney		1200m	Overall	(0:08.15)	(0:10.58)	(0:10.81)	(0:10.93)	(0:11.05)	(0:11.70)		
10	13	JOPPA LANE	2	70.3	0:07.97	1:15.82 [10]	1:07.85 [4]	0:57.35 [7]	0:46.73 [7]	0:35.81 [7]	0:24.57 [6]	0:35.81	+3
		Boris Thornton		1200m	Overall	(0:07.97)	(0:10.50)	(0:10.62)	(0:10.92)	(0:11.24)	(0:11.88)		

Scratched: Brutal Bowler (#19)

Report Created: Sat 10 January 2026 20:17 GMT+1 (Note: Timing is based on position data)

Page 11/27

[ ] Ranking at each section and finish  
 -:-:- No data available at this section  
 NA No data available

SCN Saddle cloth number  
 DNF Did not finish  
 DNT Did not track

data processed by TRIPLESDATA



**Aquis Park Gold Coast Professional**  
**Race 5: SCONE RACE CLUB MAGIC MILLIONS RISING STARS 3YO & 4YO Colts, Geldings & Entires Class 4 Plate - 1300m**  
**10 January 2026 - 16:47**



Track Rating: Good 4, Weather: Fine, Rail Position: True

Section					Overall	1200m	1000m	800m	600m	400m	Last 600m	
Field Times					1:14.89 (0:07.75)	1:07.14 (0:10.19)	0:56.95 (0:10.40)	0:46.55 (0:10.85)	0:35.70 (0:11.21)	0:24.49 (0:11.76)	0:35.70	
Rank	TAB	Horse/Jockey	Barrier	Top Speed [km/h]	Fastest Section							Distance Travelled [m]
11	7	BLUEPINOT	18	70.4	0:08.07	1:16.04 [11]	1:07.97 [9]	0:57.51 [9]	0:46.77 [8]	0:35.88 [8]	0:24.65 [8]	0:35.88 +11
		Damian Lane		1200m	Overall	(0:08.07)	(0:10.46)	(0:10.74)	(0:10.89)	(0:11.23)	(0:11.80)	
12	3	I'M HEROIC	9	68.6	0:08.32	1:16.12 [12]	1:07.80 [15]	0:56.98 [15]	0:46.19 [15]	0:35.07 [16]	0:23.96 [16]	0:35.07 +3
		Kyle Wilson-Taylor		1200m	Overall	(0:08.32)	(0:10.82)	(0:10.79)	(0:11.12)	(0:11.11)	(0:11.50)	
13	2	GORBACHEV	5	71.2	0:08.00	1:16.26 [13]	1:08.26 [7]	0:57.89 [6]	0:47.18 [5]	0:36.26 [6]	0:24.88 [7]	0:36.26 +4
		James McDonald		1200m	Overall	(0:08.00)	(0:10.37)	(0:10.71)	(0:10.92)	(0:11.38)	(0:11.94)	
14	12	CASH	6	72.5	0:08.12	1:16.42 [14]	1:08.30 [10]	0:58.06 [5]	0:47.34 [6]	0:36.51 [5]	0:25.26 [5]	0:36.51 +7
		Ethan Brown		1200m	Overall	(0:08.12)	(0:10.24)	(0:10.72)	(0:10.83)	(0:11.25)	(0:12.07)	
15	9	STARDEEL	7	68.6	0:08.21	1:16.60 [15]	1:08.39 [14]	0:57.65 [14]	0:46.91 [13]	0:35.78 [14]	0:24.60 [15]	0:35.78 +3
		Rachel King		1200m	Overall	(0:08.21)	(0:10.74)	(0:10.74)	(0:11.13)	(0:11.18)	(0:11.64)	
16	15	SKORPIOS ISLE	10	68.3	0:08.61	1:16.86 [16]	1:08.25 [17]	0:57.44 [17]	0:46.56 [18]	0:35.37 [18]	0:24.16 [18]	0:35.37 +2
		Cejay Graham		1200m	Overall	(0:08.61)	(0:10.81)	(0:10.88)	(0:11.19)	(0:11.21)	(0:11.53)	
17	6	CONCESSION	4	70.8	0:07.88	1:17.99 [17]	1:10.11 [3]	0:59.83 [3]	0:49.26 [3]	0:38.34 [4]	0:26.87 [4]	0:38.34 +3
		Daniel Moor		1200m	Overall	(0:07.88)	(0:10.28)	(0:10.57)	(0:10.92)	(0:11.47)	(0:12.71)	
18	17	THEE CREEK	1	70.2	0:08.20	1:18.07 [18]	1:09.87 [12]	0:59.29 [12]	0:48.65 [10]	0:37.73 [10]	0:26.46 [10]	0:37.73 +2
		Mark Du Plessis		1000m	Overall	(0:08.20)	(0:10.58)	(0:10.64)	(0:10.92)	(0:11.27)	(0:12.34)	

Scratched: Brutal Bowler (#19)



**Aquis Park Gold Coast Professional**  
**Race 5: SCONE RACE CLUB MAGIC MILLIONS RISING STARS 3YO & 4YO Colts, Geldings & Entires Class 4 Plate - 1300m**  
**10 January 2026 - 16:47**



Track Rating: Good 4, Weather: Fine, Rail Position: True

Section		200m					Last 600m		
Field Times		0:12.73 (0:12.73)					0:35.70		
Rank	TAB	Horse/Jockey	Barrier	Top Speed [km/h]	Fastest Section	Margin		Distance Travelled [m]	
1	5	NOW IS THE HOUR	13	72.1	0:07.75	0:12.73 [1]	1:14.89	0:35.70	
		Angela Jones		1200m	Overall	(0:12.73)			
2	8	TRUE AMOR	17	71.5	0:07.80	0:12.54 [2]	0.02L	0:35.36	+2
		Tommy Berry		1200m	Overall	(0:12.54)			
3	1	AXIUS	8	71.8	0:08.00	0:12.45 [3]	0.7L	0:35.38	+5
		Nash Rawiller		1200m	Overall	(0:12.45)			
4	16	MAYFAIR	16	69.2	0:08.03	0:12.02 [5]	1.75L	0:34.57	+9
		Jason Collett		1200m	Overall	(0:12.02)			
5	4	YOSHINOBU	12	69.6	0:08.42	0:12.17 [11]	3.56L	0:34.56	+6
		Tom Sherry		1200m	Overall	(0:12.17)			
6	18	HEAVENLY IMPACT	15	68.3	0:08.63	0:12.08 [13]	4.13L	0:34.22	+7
		Damien Thornton		1000m	Overall	(0:12.08)			
7	11	HELLA FAST	11	69.1	0:08.20	0:12.32 [9]	4.26L	0:34.95	+7
		Zac Lloyd		1200m	Overall	(0:12.32)			
8	10	HELL TO PAY	3	70.1	0:07.98	0:12.39 [12]	5.02L	0:35.57	+8
		Craig Williams		1200m	Overall	(0:12.39)			
9	14	ABENDER	14	69.6	0:08.15	0:12.56 [7]	5.23L	0:35.31	+2
		Ryan Maloney		1200m	Overall	(0:12.56)			
10	13	JOPPA LANE	2	70.3	0:07.97	0:12.69 [4]	5.42L	0:35.81	+3
		Boris Thornton		1200m	Overall	(0:12.69)			

Scratched: Brutal Bowler (#19)

Report Created: Sat 10 January 2026 20:17 GMT+1 (Note: Timing is based on position data)

Page 13/27

[ ] Ranking at each section and finish  
-:-:- No data available at this section  
NA No data available

SCN Saddle cloth number  
DNF Did not finish  
DNT Did not track

data processed by  TRIPLESDATA



**Aquis Park Gold Coast Professional**  
**Race 5: SCONE RACE CLUB MAGIC MILLIONS RISING STARS 3YO & 4YO Colts, Geldings & Entires Class 4 Plate - 1300m**  
**10 January 2026 - 16:47**



Track Rating: Good 4, Weather: Fine, Rail Position: True

Section		200m					Last 600m		
Field Times		0:12.73 (0:12.73)					0:35.70		
Rank	TAB	Horse/Jockey	Barrier	Top Speed [km/h]	Fastest Section	Margin		Distance Travelled [m]	
11	7	BLUEPINOT	18	70.4	0:08.07	0:12.85 [6]	6.74L	0:35.88	+11
		Damian Lane		1200m	Overall	(0:12.85)			
12	3	I'M HEROIC	9	68.6	0:08.32	0:12.46 [15]	7.19L	0:35.07	+3
		Kyle Wilson-Taylor		1200m	Overall	(0:12.46)			
13	2	GORBACHEV	5	71.2	0:08.00	0:12.94 [10]	8.02L	0:36.26	+4
		James McDonald		1200m	Overall	(0:12.94)			
14	12	CASH	6	72.5	0:08.12	0:13.19 [8]	8.99L	0:36.51	+7
		Ethan Brown		1200m	Overall	(0:13.19)			
15	9	STARDEEL	7	68.6	0:08.21	0:12.96 [14]	10.04L	0:35.78	+3
		Rachel King		1200m	Overall	(0:12.96)			
16	15	SKORPIOS ISLE	10	68.3	0:08.61	0:12.63 [18]	11.53L	0:35.37	+2
		Cejay Graham		1200m	Overall	(0:12.63)			
17	6	CONCESSION	4	70.8	0:07.88	0:14.16 [16]	18.2L	0:38.34	+3
		Daniel Moor		1200m	Overall	(0:14.16)			
18	17	THEE CREEK	1	70.2	0:08.20	0:14.12 [17]	18.69L	0:37.73	+2
		Mark Du Plessis		1000m	Overall	(0:14.12)			

Scratched: Brutal Bowler (#19)



**Aquis Park Gold Coast Professional**  
**Race 6: EXPERIENCE GOLD COAST SUNLIGHT CONSOLATION 3YO**  
**Plate - 1100m**  
**10 January 2026 - 17:27**



Track Rating: Good 4, Weather: Fine, Rail Position: True

Section		Overall				1000m	800m	600m	400m	200m	Last 600m		
Field Times		1:02.68				0:54.87	0:44.60	0:33.90	0:22.76	0:11.39	0:33.90		
		(0:07.81)				(0:10.27)	(0:10.70)	(0:11.14)	(0:11.37)	(0:11.39)			
Rank	TAB	Horse/Jockey	Barrier	Top Speed [km/h]	Fastest Section						Margin	Distance Travelled [m]	
1	8	MISS FREELOVE	4	69.0	0:07.98	1:02.68 [1]	0:54.70 [4]	0:43.85 [6]	0:33.27 [6]	0:22.31 [5]	0:11.31 [3]	1:02.68	0:33.27
		Tim Clark		800m	Overall	(0:07.98)	(0:10.85)	(0:10.58)	(0:10.96)	(0:11.00)	(0:11.31)		
2	2	TORQUE TO BE SURE	11	69.2	0:08.17	1:02.73 [2]	0:54.56 [7]	0:43.81 [7]	0:33.10 [7]	0:22.12 [7]	0:11.25 [5]	0.31L	0:33.10 +4
		Ben Melham		1000m	Overall	(0:08.17)	(0:10.75)	(0:10.71)	(0:10.98)	(0:10.87)	(0:11.25)		
3	11	FORGOTTEN SPIRIT	14	71.1	0:08.00	1:02.85 [3]	0:54.85 [5]	0:44.37 [4]	0:33.75 [4]	0:22.67 [3]	0:11.49 [2]	0.98L	0:33.75 +4
		Craig Williams		1000m	Overall	(0:08.00)	(0:10.48)	(0:10.62)	(0:11.08)	(0:11.18)	(0:11.49)		
4	3	JOHNNY	3	69.2	0:08.12	1:03.09 [4]	0:54.97 [6]	0:44.33 [5]	0:33.69 [5]	0:22.68 [6]	0:11.60 [6]	2.4L	0:33.69 +0
		Damian Lane		1000m	Overall	(0:08.12)	(0:10.64)	(0:10.64)	(0:11.01)	(0:11.08)	(0:11.60)		
5	1	KING OF POP	5	68.5	0:08.20	1:03.15 [5]	0:54.95 [8]	0:44.15 [8]	0:33.46 [8]	0:22.53 [8]	0:11.63 [7]	2.77L	0:33.46 +0
		Jason Collett		1000m	Overall	(0:08.20)	(0:10.80)	(0:10.69)	(0:10.93)	(0:10.90)	(0:11.63)		
6	4	NORTHLANDER	8	69.0	0:08.59	1:03.18 [6]	0:54.59 [12]	0:43.95 [11]	0:33.27 [11]	0:22.40 [10]	0:11.36 [10]	2.97L	0:33.27 -4
		Zac Lloyd		1000m	Overall	(0:08.59)	(0:10.64)	(0:10.68)	(0:10.87)	(0:11.04)	(0:11.36)		
7	12	STRADA VARENNA	10	70.3	0:08.39	1:03.24 [7]	0:54.85 [11]	0:43.86 [12]	0:33.24 [12]	0:22.24 [12]	0:11.46 [9]	3.28L	0:33.24 +4
		James McDonald		800m	Overall	(0:08.39)	(0:10.99)	(0:10.62)	(0:11.00)	(0:10.78)	(0:11.46)		
8	14	EXCELOQUENT	9	71.7	0:07.94	1:03.27 [8]	0:55.33 [3]	0:45.05 [2]	0:34.38 [2]	0:23.21 [2]	0:11.90 [4]	3.5L	0:34.38 +2
		Tommy Berry		1000m	Overall	(0:07.94)	(0:10.28)	(0:10.67)	(0:11.17)	(0:11.31)	(0:11.90)		
9	9	SISSTAINABLE	13	72.2	0:07.92	1:03.46 [9]	0:55.54 [2]	0:45.16 [3]	0:34.39 [3]	0:23.19 [4]	0:11.82 [8]	4.57L	0:34.39 +6
		Ben Thompson		1000m	Overall	(0:07.92)	(0:10.38)	(0:10.77)	(0:11.20)	(0:11.37)	(0:11.82)		
10	6	DA SNOOP DOG	2	71.6	0:07.81	1:03.51 [10]	0:55.70 [1]	0:45.43 [1]	0:34.73 [1]	0:23.59 [1]	0:12.22 [1]	4.87L	0:34.73 -2
		Rachel King		1000m	Overall	(0:07.81)	(0:10.27)	(0:10.70)	(0:11.14)	(0:11.37)	(0:12.22)		

Scratched: Manpower (#5), Goldarnie (#13), Bottles Of Shells (#15)



**Aquis Park Gold Coast Professional**  
**Race 6: EXPERIENCE GOLD COAST SUNLIGHT CONSOLATION 3YO**  
**Plate - 1100m**  
**10 January 2026 - 17:27**



Track Rating: Good 4, Weather: Fine, Rail Position: True

Section						Overall	1000m	800m	600m	400m	200m	Last 600m		
Field Times						1:02.68 (0:07.81)	0:54.87 (0:10.27)	0:44.60 (0:10.70)	0:33.90 (0:11.14)	0:22.76 (0:11.37)	0:11.39 (0:11.39)	0:33.90		
Rank	TAB	Horse/Jockey	Barrier	Top Speed [km/h]	Fastest Section							Margin		Distance Travelled [m]
11	10	HIATUS	7	68.2	0:08.31	1:03.78 [11]	0:55.47 [9]	0:44.69 [9]	0:33.90 [10]	0:22.82 [11]	0:11.71 [12]	6.45L	0:33.90	+4
		Angela Jones		1000m	Overall	(0:08.31)	(0:10.78)	(0:10.79)	(0:11.08)	(0:11.11)	(0:11.71)			
12	7	SOLIDUDE	12	69.2	0:08.31	1:03.93 [12]	0:55.62 [10]	0:44.78 [10]	0:34.10 [9]	0:23.17 [9]	0:11.92 [11]	7.37L	0:34.10	+5
		Cejay Graham		1000m	Overall	(0:08.31)	(0:10.84)	(0:10.68)	(0:10.93)	(0:11.25)	(0:11.92)			

Scratched: Manpower (#5), Goldarnie (#13), Bottles Of Shells (#15)

# Aquis Park Gold Coast Professional

## Race 7: TAB MAGIC MILLIONS THE WAVE - 1800m

10 January 2026 - 18:05

Track Rating: Good 4, Weather: Fine, Rail Position: True

Section						Overall	1600m	1400m	1200m	1000m	800m	600m	Last 600m	
Field Times						1:47.11 (0:13.34)	1:33.77 (0:11.03)	1:22.74 (0:11.26)	1:11.48 (0:11.41)	1:00.07 (0:12.05)	0:48.02 (0:11.98)	0:36.04 (0:12.14)	0:36.04	
Rank	TAB	Horse/Jockey	Barrier	Top Speed [km/h]	Fastest Section									Distance Travelled [m]
1	10	MISS JOELENE	9	67.6	0:11.21	1:47.11 [1]	1:33.08 [11]	1:21.87 [11]	1:10.11 [11]	0:58.53 [11]	0:46.77 [11]	0:34.88 [10]	0:34.88	
		Cejay Graham		1600m	1600m	(0:14.03)	(0:11.21)	(0:11.76)	(0:11.58)	(0:11.76)	(0:11.89)	(0:11.48)		
2	2	ENCODER	5	67.5	0:11.24	1:47.26 [2]	1:33.55 [7]	1:22.31 [8]	1:10.51 [8]	0:58.93 [8]	0:47.14 [8]	0:35.25 [9]	0:35.25	+0
		James McDonald		1600m	1600m	(0:13.71)	(0:11.24)	(0:11.80)	(0:11.58)	(0:11.79)	(0:11.89)	(0:11.46)		
3	1	PORT LOCKROY	4	68.1	0:11.21	1:47.46 [3]	1:34.00 [6]	1:22.79 [5]	1:11.01 [7]	0:59.48 [6]	0:47.60 [5]	0:35.71 [5]	0:35.71	+0
		Zac Lloyd		1600m	1600m	(0:13.46)	(0:11.21)	(0:11.78)	(0:11.53)	(0:11.88)	(0:11.89)	(0:11.53)		
4	13	SNITZANOVA	1	68.8	0:11.03	1:47.51 [4]	1:33.77 [9]	1:22.74 [7]	1:11.07 [6]	0:59.35 [7]	0:47.39 [7]	0:35.52 [7]	0:35.52	-9
		Ethan Brown		1600m	1600m	(0:13.74)	(0:11.03)	(0:11.67)	(0:11.72)	(0:11.96)	(0:11.87)	(0:11.64)		
5	7	PASIMA	3	68.7	0:11.22	1:47.54 [5]	1:33.71 [10]	1:22.49 [9]	1:10.75 [10]	0:59.11 [9]	0:47.28 [9]	0:35.28 [11]	0:35.28	-6
		Michael Rodd		1600m	1600m	(0:13.83)	(0:11.22)	(0:11.74)	(0:11.64)	(0:11.83)	(0:12.00)	(0:11.47)		
6	3	WYMARK	2	69.5	0:11.13	1:47.55 [6]	1:34.13 [4]	1:23.00 [3]	1:11.36 [5]	0:59.64 [5]	0:47.68 [6]	0:35.71 [6]	0:35.71	-6
		Craig Williams		1600m	1600m	(0:13.42)	(0:11.13)	(0:11.64)	(0:11.72)	(0:11.96)	(0:11.97)	(0:11.74)		
7	6	SLY BOOTS	13	69.2	0:11.24	1:47.59 [7]	1:34.13 [5]	1:22.84 [6]	1:11.60 [3]	1:00.15 [2]	0:48.12 [2]	0:36.13 [2]	0:36.13	-2
		Regan Bayliss		1600m	1400m	(0:13.46)	(0:11.29)	(0:11.24)	(0:11.45)	(0:12.03)	(0:11.99)	(0:11.79)		
8	12	YOU WAHNG	7	69.2	0:10.98	1:47.59 [8]	1:34.20 [3]	1:23.22 [1]	1:11.73 [2]	1:00.01 [3]	0:48.01 [3]	0:36.04 [3]	0:36.04	-5
		Tommy Berry		1600m	1600m	(0:13.39)	(0:10.98)	(0:11.49)	(0:11.72)	(0:12.00)	(0:11.97)	(0:11.71)		
9	5	CUNNAMULLA FELLA	6	68.6	0:11.18	1:47.77 [9]	1:34.39 [2]	1:23.21 [4]	1:11.58 [4]	1:00.06 [4]	0:48.13 [4]	0:36.19 [4]	0:36.19	-2
		Damien Thornton		1600m	1600m	(0:13.38)	(0:11.18)	(0:11.63)	(0:11.52)	(0:11.93)	(0:11.94)	(0:11.70)		
10	8	LAST CHANCE SALOON	12	65.8	0:11.24	1:47.84 [10]	1:33.06 [13]	1:21.51 [13]	1:09.88 [13]	0:58.00 [13]	0:46.45 [13]	0:35.12 [13]	0:35.12	-8
		Nash Rawiller		Overall	600m	(0:14.78)	(0:11.55)	(0:11.63)	(0:11.88)	(0:11.55)	(0:11.33)	(0:11.24)		



**Aquis Park Gold Coast Professional**  
**Race 7: TAB MAGIC MILLIONS THE WAVE - 1800m**  
**10 January 2026 - 18:05**



Track Rating: Good 4, Weather: Fine, Rail Position: True

Section					Overall	1600m	1400m	1200m	1000m	800m	600m	Last 600m		
Field Times					1:47.11 (0:13.34)	1:33.77 (0:11.03)	1:22.74 (0:11.26)	1:11.48 (0:11.41)	1:00.07 (0:12.05)	0:48.02 (0:11.98)	0:36.04 (0:12.14)	0:36.04		
Rank	TAB	Horse/Jockey	Barrier	Top Speed [km/h]	Fastest Section									Distance Travelled [m]
11	4	DEMON DARB	10	67.7	0:11.32	1:47.87 [11]	1:33.56 [12]	1:22.24 [12]	1:10.73 [12]	0:59.17 [12]	0:47.29 [12]	0:35.38 [12]	0:35.38	-4
		Daniel Moor		1600m	1600m	(0:14.31)	(0:11.32)	(0:11.51)	(0:11.56)	(0:11.88)	(0:11.91)	(0:11.46)		
12	9	CARPACCIO	8	67.6	0:11.41	1:50.18 [12]	1:36.44 [8]	1:25.03 [10]	1:13.39 [9]	1:01.73 [10]	0:49.90 [10]	0:38.19 [8]	0:38.19	+7
		Kyle Wilson-Taylor		1600m	1600m	(0:13.74)	(0:11.41)	(0:11.64)	(0:11.66)	(0:11.83)	(0:11.71)	(0:11.63)		
13	11	TOROS	11	69.6	0:11.04	1:50.24 [13]	1:36.90 [1]	1:25.86 [2]	1:14.61 [1]	1:03.20 [1]	0:51.15 [1]	0:39.17 [1]	0:39.17	+0
		Andrew Mallyon		1600m	1600m	(0:13.34)	(0:11.04)	(0:11.25)	(0:11.41)	(0:12.05)	(0:11.98)	(0:12.14)		



**Aquis Park Gold Coast Professional**  
**Race 7: TAB MAGIC MILLIONS THE WAVE - 1800m**  
**10 January 2026 - 18:05**



Track Rating: Good 4, Weather: Fine, Rail Position: True

Section							400m	200m			Last 600m	
Field Times							0:23.90 (0:11.81)	0:12.09 (0:12.09)			0:36.04	
Rank	TAB	Horse/Jockey	Barrier	Top Speed [km/h]	Fastest Section			Margin			Distance Travelled [m]	
1	10	MISS JOELENE	9	67.6	0:11.21	0:23.40 [10]	0:11.91 [4]	1:47.11			0:34.88	
		Cejay Graham		1600m	1600m	(0:11.49)	(0:11.91)					
2	2	ENCODER	5	67.5	0:11.24	0:23.79 [6]	0:12.20 [2]	0.88L			0:35.25	+0
		James McDonald		1600m	1600m	(0:11.59)	(0:12.20)					
3	1	PORT LOCKROY	4	68.1	0:11.21	0:24.18 [4]	0:12.44 [1]	2.03L			0:35.71	+0
		Zac Lloyd		1600m	1600m	(0:11.74)	(0:12.44)					
4	13	SNITZANOVA	1	68.8	0:11.03	0:23.88 [9]	0:12.14 [8]	2.31L			0:35.52	-9
		Ethan Brown		1600m	1600m	(0:11.74)	(0:12.14)					
5	7	PASIMA	3	68.7	0:11.22	0:23.81 [11]	0:12.25 [7]	2.52L			0:35.28	-6
		Michael Rodd		1600m	1600m	(0:11.56)	(0:12.25)					
6	3	WYMARK	2	69.5	0:11.13	0:23.97 [7]	0:12.12 [9]	2.53L			0:35.71	-6
		Craig Williams		1600m	1600m	(0:11.85)	(0:12.12)					
7	6	SLY BOOTS	13	69.2	0:11.24	0:24.34 [2]	0:12.46 [3]	2.77L			0:36.13	-2
		Regan Bayliss		1600m	1400m	(0:11.88)	(0:12.46)					
8	12	YOU WAHNG	7	69.2	0:10.98	0:24.33 [3]	0:12.31 [6]	2.8L			0:36.04	-5
		Tommy Berry		1600m	1600m	(0:12.02)	(0:12.31)					
9	5	CUNNAMULLA FELLA	6	68.6	0:11.18	0:24.49 [5]	0:12.56 [5]	3.84L			0:36.19	-2
		Damien Thornton		1600m	1600m	(0:11.93)	(0:12.56)					
10	8	LAST CHANCE SALOON	12	65.8	0:11.24	0:23.88 [13]	0:12.12 [11]	4.29L			0:35.12	-8
		Nash Rawiller		Overall	600m	(0:11.76)	(0:12.12)					



**Aquis Park Gold Coast Professional**  
**Race 7: TAB MAGIC MILLIONS THE WAVE - 1800m**  
**10 January 2026 - 18:05**



Track Rating: Good 4, Weather: Fine, Rail Position: True

Section		400m		200m		Last 600m	
Field Times		0:23.90 (0:11.81)		0:12.09 (0:12.09)		0:36.04	
Rank	TAB Horse/Jockey	Barrier	Top Speed [km/h]	Fastest Section	Margin		Distance Travelled [m]
11	4 <b>DEMON DARB</b>	10	67.7	0:11.32	0:23.92 [12]	0:12.31 [10]	4.45L
	Daniel Moor		1600m	1600m	(0:11.61)	(0:12.31)	
12	9 <b>CARPACCIO</b>	8	67.6	0:11.41	0:26.56 [8]	0:14.45 [12]	18.06L
	Kyle Wilson-Taylor		1600m	1600m	(0:12.11)	(0:14.45)	
13	11 <b>TOROS</b>	11	69.6	0:11.04	0:27.03 [1]	0:14.34 [13]	18.37L
	Andrew Mallyon		1600m	1600m	(0:12.69)	(0:14.34)	



**Aquis Park Gold Coast Professional**  
**Race 8: TAB MAGIC MILLIONS THE SYNDICATE - 1100m**  
**10 January 2026 - 18:41**



Track Rating: Good 4, Weather: Fine, Rail Position: True

Section		Overall				1000m	800m	600m	400m	200m	Last 600m		
Field Times		1:02.59				0:54.82	0:44.30	0:33.76	0:22.81	0:11.70	0:33.76		
		(0:07.77)				(0:10.52)	(0:10.54)	(0:10.95)	(0:11.11)	(0:11.70)			
Rank	TAB Horse/Jockey	Barrier	Top Speed [km/h]	Fastest Section								Margin	Distance Travelled [m]
1	7 SPYWIRE	8	69.8	0:07.92	1:02.59 [1]	0:54.67 [3]	0:44.03 [3]	0:33.34 [4]	0:22.48 [4]	0:11.56 [2]	1:02.59	0:33.34	
	Ethan Brown		1000m	Overall	(0:07.92)	(0:10.64)	(0:10.69)	(0:10.86)	(0:10.92)	(0:11.56)			
2	3 KING KAPA	5	68.7	0:07.95	1:02.67 [2]	0:54.72 [5]	0:43.90 [6]	0:33.19 [6]	0:22.48 [5]	0:11.53 [3]	0.49L	0:33.19	-3
	Tommy Berry		600m	Overall	(0:07.95)	(0:10.82)	(0:10.71)	(0:10.71)	(0:10.95)	(0:11.53)			
3	1 PAYLINE	3	68.7	0:08.12	1:02.70 [3]	0:54.58 [8]	0:43.77 [9]	0:33.06 [9]	0:22.26 [8]	0:11.52 [4]	0.65L	0:33.06	+2
	Justin Huxtable		600m	Overall	(0:08.12)	(0:10.81)	(0:10.71)	(0:10.80)	(0:10.74)	(0:11.52)			
4	2 GOLDEN BOOM	9	70.5	0:07.86	1:02.72 [4]	0:54.86 [2]	0:44.36 [2]	0:33.89 [1]	0:22.94 [1]	0:11.83 [1]	0.78L	0:33.89	-1
	Ryan Maloney		1000m	Overall	(0:07.86)	(0:10.50)	(0:10.47)	(0:10.95)	(0:11.11)	(0:11.83)			
5	12 SCAMPI	7	80.1	0:08.01	1:02.94 [5]	0:54.93 [7]	0:44.14 [7]	0:33.33 [8]	0:22.31 [10]	0:11.45 [8]	2.06L	0:33.33	+1
	Craig Williams		600m	Overall	(0:08.01)	(0:10.79)	(0:10.81)	(0:11.02)	(0:10.86)	(0:11.45)			
6	9 CASPERNOVA	2	69.3	0:08.22	1:03.09 [6]	0:54.87 [9]	0:44.18 [8]	0:33.61 [7]	0:22.87 [6]	0:11.83 [5]	2.94L	0:33.61	-5
	Daniel Moor		1000m	Overall	(0:08.22)	(0:10.69)	(0:10.57)	(0:10.74)	(0:11.04)	(0:11.83)			
7	11 BRERETON	6	68.8	0:08.38	1:03.14 [7]	0:54.76 [10]	0:43.97 [10]	0:33.37 [10]	0:22.66 [9]	0:11.64 [9]	3.26L	0:33.37	-6
	Angela Jones		800m	Overall	(0:08.38)	(0:10.79)	(0:10.60)	(0:10.71)	(0:11.02)	(0:11.64)			
8	8 CHINQUI	1	70.0	0:07.93	1:03.30 [8]	0:55.37 [4]	0:44.73 [4]	0:34.15 [3]	0:23.23 [3]	0:12.03 [6]	4.17L	0:34.15	-7
	Tim Clark		1000m	Overall	(0:07.93)	(0:10.64)	(0:10.58)	(0:10.92)	(0:11.20)	(0:12.03)			
9	6 STORM THE RAMPARTS	4	70.5	0:07.77	1:04.52 [9]	0:56.75 [1]	0:46.23 [1]	0:35.61 [2]	0:24.56 [2]	0:13.17 [7]	11.38L	0:35.61	-6
	Nash Rawiller		1000m	Overall	(0:07.77)	(0:10.52)	(0:10.62)	(0:11.05)	(0:11.39)	(0:13.17)			
10	4 PRINCE OF BOOM	10	70.6	0:07.99	1:04.79 [10]	0:56.80 [6]	0:46.03 [5]	0:35.38 [5]	0:24.35 [7]	0:12.72 [10]	12.97L	0:35.38	+5
	Ben Thompson		800m	Overall	(0:07.99)	(0:10.77)	(0:10.65)	(0:11.03)	(0:11.63)	(0:12.72)			

Scratched: Epic Proportions (#5), Swiss Exile (#10)



**Aquis Park Gold Coast Professional**  
**Race 9: TAB MAGIC MILLIONS SUNLIGHT 3YO Plate - 1100m**  
**10 January 2026 - 19:17**



Track Rating: Good 4, Weather: Fine, Rail Position: True

Section						Overall	1000m	800m	600m	400m	200m	Last 600m		
Field Times						1:02.22 (0:07.78)	0:54.44 (0:10.28)	0:44.16 (0:10.47)	0:33.69 (0:10.94)	0:22.75 (0:11.34)	0:11.41 (0:11.41)	0:33.69		
Rank	TAB	Horse/Jockey	Barrier	Top Speed [km/h]	Fastest Section							Margin	Distance Travelled [m]	
1	2	GRAFTERBURNERS	2	70.7	0:07.99	1:02.22 [1]	0:54.23 [5]	0:43.77 [4]	0:33.31 [4]	0:22.44 [3]	0:11.31 [3]	1:02.22	0:33.31	
		James McDonald		1000m	Overall	(0:07.99)	(0:10.46)	(0:10.46)	(0:10.87)	(0:11.13)	(0:11.31)			
2	4	NASHVILLE JACK	4	70.2	0:08.07	1:02.49 [2]	0:54.42 [7]	0:43.77 [8]	0:33.35 [6]	0:22.46 [6]	0:11.41 [5]	1.55L	0:33.35	+0
		Tyler Schiller		800m	Overall	(0:08.07)	(0:10.65)	(0:10.42)	(0:10.89)	(0:11.05)	(0:11.41)			
3	11	SYLPH	3	70.0	0:08.42	1:02.57 [3]	0:54.15 [12]	0:43.58 [11]	0:33.18 [11]	0:22.30 [11]	0:11.30 [9]	2.01L	0:33.18	+1
		Zac Lloyd		1000m	Overall	(0:08.42)	(0:10.57)	(0:10.40)	(0:10.88)	(0:11.00)	(0:11.30)			
4	6	SAVVY HALLIE	7	70.8	0:07.85	1:02.66 [4]	0:54.81 [2]	0:44.19 [5]	0:33.64 [5]	0:22.74 [5]	0:11.69 [4]	2.54L	0:33.64	+4
		Tommy Berry		800m	Overall	(0:07.85)	(0:10.62)	(0:10.55)	(0:10.90)	(0:11.05)	(0:11.69)			
5	7	AKAYSHA	1	70.3	0:08.20	1:02.93 [5]	0:54.73 [9]	0:44.25 [7]	0:33.74 [8]	0:22.81 [8]	0:11.76 [6]	4.14L	0:33.74	+1
		Tom Sherry		800m	Overall	(0:08.20)	(0:10.48)	(0:10.51)	(0:10.93)	(0:11.05)	(0:11.76)			
6	9	SWORDPLAY	12	71.0	0:07.78	1:03.01 [6]	0:55.23 [1]	0:44.95 [1]	0:34.48 [1]	0:23.54 [1]	0:12.20 [1]	4.63L	0:34.48	+0
		Rachel King		1000m	Overall	(0:07.78)	(0:10.28)	(0:10.47)	(0:10.94)	(0:11.34)	(0:12.20)			
7	5	ICE KOOL	9	70.3	0:08.28	1:03.17 [7]	0:54.89 [11]	0:44.03 [12]	0:33.56 [12]	0:22.76 [12]	0:11.78 [11]	5.56L	0:33.56	+8
		Jason Collett		800m	Overall	(0:08.28)	(0:10.86)	(0:10.47)	(0:10.80)	(0:10.98)	(0:11.78)			
8	3	BLITZBURG	5	69.9	0:08.17	1:03.18 [8]	0:55.01 [8]	0:44.28 [10]	0:33.84 [10]	0:22.92 [10]	0:11.82 [10]	5.61L	0:33.84	+1
		Damian Lane		1000m	Overall	(0:08.17)	(0:10.73)	(0:10.44)	(0:10.92)	(0:11.10)	(0:11.82)			
9	8	FOREIGN PRESS	8	71.2	0:07.95	1:03.19 [9]	0:55.24 [4]	0:44.86 [3]	0:34.41 [3]	0:23.38 [4]	0:11.99 [7]	5.69L	0:34.41	+5
		Cejay Graham		1000m	Overall	(0:07.95)	(0:10.38)	(0:10.45)	(0:11.03)	(0:11.39)	(0:11.99)			
10	1	NORTH ENGLAND	10	71.0	0:08.05	1:03.24 [10]	0:55.19 [6]	0:44.60 [6]	0:34.09 [7]	0:23.17 [7]	0:12.01 [8]	6L	0:34.09	+7
		Tim Clark		1000m	Overall	(0:08.05)	(0:10.59)	(0:10.51)	(0:10.92)	(0:11.16)	(0:12.01)			

Scratched: Forgotten Spirit (#17), Sisstainable (#15), Hiatus (#16), King Of Pop (#13), Miss Freelove (#14), Strada Varenna (#18)



**Aquis Park Gold Coast Professional**  
**Race 9: TAB MAGIC MILLIONS SUNLIGHT 3YO Plate - 1100m**  
**10 January 2026 - 19:17**



Track Rating: Good 4, Weather: Fine, Rail Position: True

Section						Overall	1000m	800m	600m	400m	200m	Last 600m		
Field Times						1:02.22 (0:07.78)	0:54.44 (0:10.28)	0:44.16 (0:10.47)	0:33.69 (0:10.94)	0:22.75 (0:11.34)	0:11.41 (0:11.41)	0:33.69		
Rank	TAB	Horse/Jockey	Barrier	Top Speed [km/h]	Fastest Section							Margin	Distance Travelled [m]	
11	10	GET READY LASS	11	73.2	0:07.92	1:03.26 [11]	0:55.34 [3]	0:45.13 [2]	0:34.59 [2]	0:23.62 [2]	0:12.36 [2]	6.13L	0:34.59	+5
		Ben Thompson		1000m	Overall	(0:07.92)	(0:10.21)	(0:10.54)	(0:10.97)	(0:11.26)	(0:12.36)			
12	12	KISS GOODNIGHT	6	71.4	0:08.21	1:04.08 [12]	0:55.87 [10]	0:45.19 [9]	0:34.88 [9]	0:23.89 [9]	0:12.51 [12]	10.94L	0:34.88	+9
		Craig Williams		800m	Overall	(0:08.21)	(0:10.68)	(0:10.31)	(0:10.99)	(0:11.38)	(0:12.51)			

Scratched: Forgotten Spirit (#17), Sisstainable (#15), Hiatus (#16), King Of Pop (#13), Miss Freelove (#14), Strada Varena (#18)



**Aquis Park Gold Coast Professional**  
**Race 10: RACING QUEENSLAND MAGIC MILLIONS QTIS OPEN - 1300m**  
**10 January 2026 - 19:50**



Track Rating: Good 4, Weather: Fine, Rail Position: True

Section						Overall	1200m	1000m	800m	600m	400m	Last 600m		
Field Times						1:15.05 (0:08.15)	1:06.90 (0:10.86)	0:56.04 (0:10.85)	0:45.19 (0:11.35)	0:33.84 (0:11.17)	0:22.67 (0:11.16)	0:33.84		
Rank	TAB	Horse/Jockey	Barrier	Top Speed [km/h]	Fastest Section									Distance Travelled [m]
1	1	YELLOW BRICK	7	66.9	0:08.23	1:15.05 [1]	1:06.82 [3]	0:55.80 [3]	0:44.66 [3]	0:33.40 [4]	0:22.35 [4]	0:33.40		
		James McDonald		1200m	Overall	(0:08.23)	(0:11.02)	(0:11.14)	(0:11.26)	(0:11.05)	(0:10.95)			
2	9	BOSSSED UP	4	66.6	0:08.18	1:15.26 [2]	1:07.08 [2]	0:56.10 [2]	0:44.99 [2]	0:33.79 [2]	0:22.77 [2]	0:33.79 -2		
		Ben Thompson		1200m	Overall	(0:08.18)	(0:10.98)	(0:11.11)	(0:11.20)	(0:11.02)	(0:11.05)			
3	8	JOHN RAMBO	1	66.6	0:08.24	1:15.30 [3]	1:07.06 [4]	0:56.00 [4]	0:44.90 [4]	0:33.82 [3]	0:22.61 [3]	0:33.82 -2		
		Angela Jones		1200m	Overall	(0:08.24)	(0:11.06)	(0:11.10)	(0:11.08)	(0:11.21)	(0:11.01)			
4	6	HATCHET	5	67.4	0:08.15	1:15.58 [4]	1:07.43 [1]	0:56.57 [1]	0:45.72 [1]	0:34.37 [1]	0:23.20 [1]	0:34.37 -1		
		Tyler Schiller		1000m	Overall	(0:08.15)	(0:10.86)	(0:10.85)	(0:11.35)	(0:11.17)	(0:11.25)			
5	5	BOOMTOWN BOSS	11	66.4	0:08.35	1:15.62 [5]	1:07.27 [5]	0:56.20 [5]	0:44.93 [5]	0:33.75 [5]	0:22.65 [5]	0:33.75 +8		
		Craig Williams		400m	Overall	(0:08.35)	(0:11.07)	(0:11.27)	(0:11.18)	(0:11.10)	(0:11.11)			
6	4	BOOM TORQUE	9	67.2	0:08.49	1:15.68 [6]	1:07.19 [8]	0:55.74 [11]	0:44.52 [10]	0:33.58 [9]	0:22.52 [7]	0:33.58 +4		
		Damien Thornton		800m	Overall	(0:08.49)	(0:11.45)	(0:11.22)	(0:10.94)	(0:11.06)	(0:10.96)			
7	3	READY TO SCHIPP	2	66.8	0:08.50	1:15.73 [7]	1:07.23 [9]	0:56.12 [7]	0:44.96 [7]	0:33.81 [6]	0:22.65 [6]	0:33.81 -2		
		Kyle Wilson-Taylor		400m	Overall	(0:08.50)	(0:11.11)	(0:11.16)	(0:11.15)	(0:11.16)	(0:11.04)			
8	10	BOHEMIAN LAD	3	66.7	0:08.44	1:15.88 [8]	1:07.44 [7]	0:56.34 [6]	0:45.17 [6]	0:33.90 [7]	0:22.63 [9]	0:33.90 +0		
		Zac Lloyd		1200m	Overall	(0:08.44)	(0:11.10)	(0:11.17)	(0:11.27)	(0:11.27)	(0:11.01)			
9	7	SAFEWORK	6	67.5	0:08.40	1:16.03 [9]	1:07.63 [6]	0:56.28 [8]	0:44.98 [9]	0:33.76 [10]	0:22.54 [12]	0:33.76 -3		
		Jake Bayliss		400m	Overall	(0:08.40)	(0:11.35)	(0:11.30)	(0:11.22)	(0:11.22)	(0:11.12)			
10	11	HOOT 'N' HOLLER	8	67.0	0:08.56	1:16.08 [10]	1:07.52 [10]	0:56.25 [9]	0:45.18 [8]	0:33.98 [8]	0:22.86 [8]	0:33.98 -3		
		Ron Stewart		400m	Overall	(0:08.56)	(0:11.27)	(0:11.07)	(0:11.20)	(0:11.12)	(0:11.01)			



**Aquis Park Gold Coast Professional**  
**Race 10: RACING QUEENSLAND MAGIC MILLIONS QTIS OPEN - 1300m**  
**10 January 2026 - 19:50**



Track Rating: Good 4, Weather: Fine, Rail Position: True

Section						Overall	1200m	1000m	800m	600m	400m	Last 600m	
Field Times						1:15.05 (0:08.15)	1:06.90 (0:10.86)	0:56.04 (0:10.85)	0:45.19 (0:11.35)	0:33.84 (0:11.17)	0:22.67 (0:11.16)	0:33.84	
Rank	TAB	Horse/Jockey	Barrier	Top Speed [km/h]	Fastest Section								Distance Travelled [m]
11	12	GLASS OF ROSE	12	67.9	0:08.57	1:16.20 [11]	1:07.63 [11]	0:56.02 [12]	0:44.74 [12]	0:33.84 [11]	0:22.84 [10]	0:33.84	+6
		Robbie Dolan		600m	Overall	(0:08.57)	(0:11.61)	(0:11.28)	(0:10.90)	(0:11.00)	(0:11.12)		
12	2	CORFE CASTLE	10	67.0	0:08.73	1:16.88 [12]	1:08.15 [12]	0:56.96 [10]	0:45.64 [11]	0:34.51 [12]	0:23.40 [11]	0:34.51	-1
		Daniel Moor		400m	Overall	(0:08.73)	(0:11.19)	(0:11.32)	(0:11.13)	(0:11.11)	(0:11.00)		



**Aquis Park Gold Coast Professional**  
**Race 10: RACING QUEENSLAND MAGIC MILLIONS QTIS OPEN - 1300m**  
**10 January 2026 - 19:50**



Track Rating: Good 4, Weather: Fine, Rail Position: True

Section		Field Times		200m		Last 600m	
				0:11.51 (0:11.51)		0:33.84	
Rank	TAB	Horse/Jockey	Barrier	Top Speed [km/h]	Fastest Section	Margin	Distance Travelled [m]
1	1	<b>YELLOW BRICK</b> James McDonald	7	66.9 1200m	0:08.23 Overall	0:11.40 [3] (0:11.40)	1:15.05 0:33.40
2	9	<b>BOSSED UP</b> Ben Thompson	4	66.6 1200m	0:08.18 Overall	0:11.72 [1] (0:11.72)	1.23L 0:33.79 -2
3	8	<b>JOHN RAMBO</b> Angela Jones	1	66.6 1200m	0:08.24 Overall	0:11.60 [4] (0:11.60)	1.45L 0:33.82 -2
4	6	<b>HATCHET</b> Tyler Schiller	5	67.4 1000m	0:08.15 Overall	0:11.95 [2] (0:11.95)	3.11L 0:34.37 -1
5	5	<b>BOOMTOWN BOSS</b> Craig Williams	11	66.4 400m	0:08.35 Overall	0:11.54 [5] (0:11.54)	3.32L 0:33.75 +8
6	4	<b>BOOM TORQUE</b> Damien Thornton	9	67.2 800m	0:08.49 Overall	0:11.56 [7] (0:11.56)	3.67L 0:33.58 +4
7	3	<b>READY TO SCHIPP</b> Kyle Wilson-Taylor	2	66.8 400m	0:08.50 Overall	0:11.61 [6] (0:11.61)	4L 0:33.81 -2
8	10	<b>BOHEMIAN LAD</b> Zac Lloyd	3	66.7 1200m	0:08.44 Overall	0:11.62 [9] (0:11.62)	4.85L 0:33.90 +0
9	7	<b>SAFEWORK</b> Jake Bayliss	6	67.5 400m	0:08.40 Overall	0:11.42 [12] (0:11.42)	5.77L 0:33.76 -3
10	11	<b>HOOT 'N' HOLLER</b> Ron Stewart	8	67.0 400m	0:08.56 Overall	0:11.85 [8] (0:11.85)	6.07L 0:33.98 -3



**Aquis Park Gold Coast Professional**  
**Race 10: RACING QUEENSLAND MAGIC MILLIONS QTIS OPEN - 1300m**  
**10 January 2026 - 19:50**



Track Rating: Good 4, Weather: Fine, Rail Position: True

Section						200m		Last 600m	
Field Times						0:11.51 (0:11.51)		0:33.84	
Rank	TAB	Horse/Jockey	Barrier	Top Speed [km/h]	Fastest Section	Margin		Distance Travelled [m]	
11	12	GLASS OF ROSE	12	67.9	0:08.57	0:11.72 [11]	6.74L	0:33.84	+6
		Robbie Dolan		600m	Overall	(0:11.72)			
12	2	CORFE CASTLE	10	67.0	0:08.73	0:12.40 [10]	10.74L	0:34.51	-1
		Daniel Moor		400m	Overall	(0:12.40)			



# Aquis Park Gold Coast Professional

## Race 1: AQUIS GOLD NUGGET QTIS 2YO Colts and Geldings - 1100m

10 January 2026 - 14:06



Track Rating: Soft 5, Weather: Fine, Rail Position: True

Section		Overall				1000m	800m	600m	400m	200m	Last 600m		
Field Times		1:03.80 (0:08.07)				0:55.73 (0:10.67)	0:45.06 (0:10.79)	0:34.27 (0:11.14)	0:23.13 (0:11.29)	0:11.84 (0:11.84)	0:00.00		
Rank	TAB	Horse/Jockey	Barrier	Top Speed [km/h]	Fastest Section					Margin	Margin	Distance Travelled [m]	
1	1	ITCHINTOGO	4	68.6	0:08.07	1:03.80 [1]	0:55.73 [1]	0:45.06 [1]	0:34.25 [2]	0:23.11 [2]	0:11.84 [1]	1:03.80	0:34.25
		Ryan Maloney		1000m	Overall	(0:08.07)	(0:10.67)	(0:10.81)	(0:11.14)	(0:11.27)	(0:11.84)		
2	2	BACIAM	2	68.8	0:08.34	1:04.58 [2]	0:56.24 [5]	0:45.52 [3]	0:34.81 [3]	0:23.77 [3]	0:12.26 [3]	4.57L	0:34.81 -2
		Kyle Wilson-Taylor		1000m	Overall	(0:08.34)	(0:10.72)	(0:10.71)	(0:11.04)	(0:11.51)	(0:12.26)		
3	6	WRITTEN ACLAIM	5	69.9	0:08.20	1:04.80 [3]	0:56.60 [3]	0:45.52 [5]	0:34.84 [4]	0:23.80 [4]	0:12.33 [4]	5.87L	0:34.84 +4
		Boris Thornton		800m	Overall	(0:08.20)	(0:11.08)	(0:10.68)	(0:11.04)	(0:11.47)	(0:12.33)		
4	5	WOOTTON YOU KNOW	6	68.7	0:08.09	1:04.85 [4]	0:56.76 [2]	0:45.92 [2]	0:35.32 [1]	0:24.18 [1]	0:12.56 [2]	6.14L	0:35.32 +2
		Craig Williams		800m	Overall	(0:08.09)	(0:10.84)	(0:10.60)	(0:11.14)	(0:11.62)	(0:12.56)		
5	3	DRAGON MAGIC	3	Data was not able to be tracked for this horse		-:--:--	-:--:--	-:--:--	-:--:--	-:--:--	-:--:--	7.25L	-:--:-- ----:--
		Michael Rodd											
6	4	EXCLUSIVE ONE	1	67.2	0:08.30	1:12.08 [6]	1:03.78 [4]	0:52.93 [4]	0:42.04 [5]	0:30.27 [5]	0:16.64 [5]	48.66L	0:42.04 -1
		Damien Thornton		1000m	Overall	(0:08.30)	(0:10.85)	(0:10.89)	(0:11.77)	(0:13.63)	(0:16.64)		



Horse/Jockey Name	Itchintogo
Final Rank	1
Fastest Section Time (Section)	0:08.07 (Overall)
Top Speed [km/h] (Section)	68.6 (1000m)
Race State	Finished

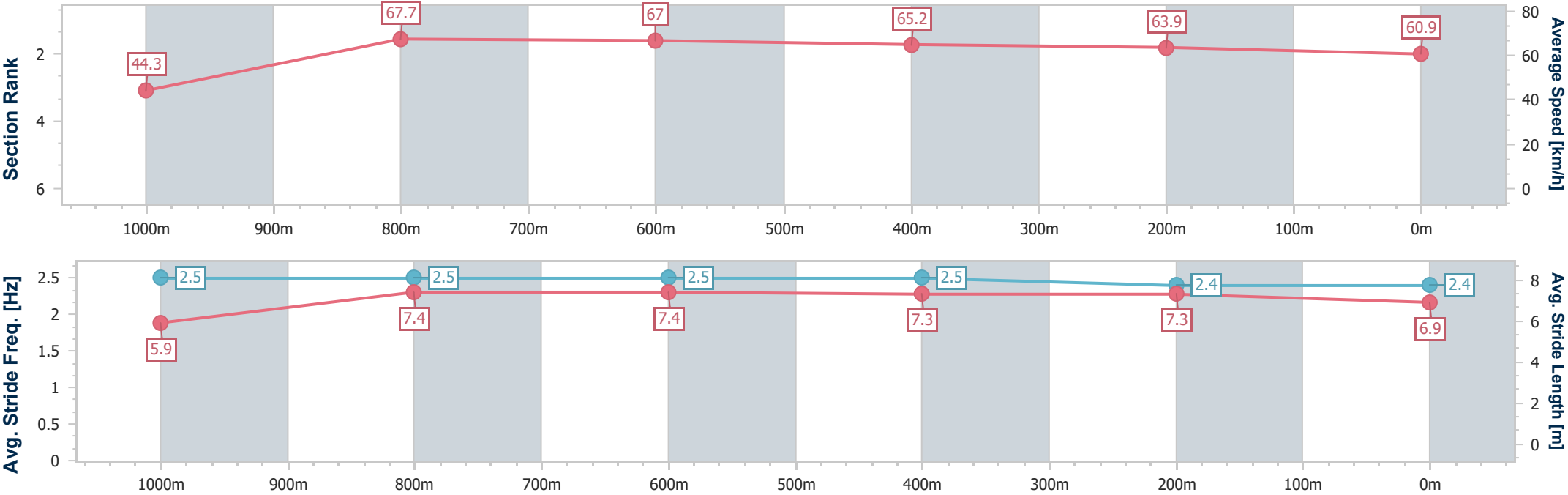


Aquis Park Gold CoastProfessional  
Race 1: AQUIS GOLD NUGGET QTIS 2YO Colts and Geldings - 1100m



10 January 2026 - 14:06  
Track Rating: Soft 5, Weather: Fine, Rail Position: True

Section	Overall	1000m	800m	600m	400m	200m								
Section Times	1:03.80 [1] (0:08.07)	0:55.73 [1] (0:10.67)	0:45.06 [1] (0:10.81)	0:34.25 [2] (0:11.14)	0:23.11 [2] (0:11.27)	0:11.84 [1] (0:11.84)								
Average Speed [km/h]	44.3	67.7	67.0	65.2	63.9	60.9								
Top Speed [km/h]	62.9	68.6	67.7	66.2	65.4	63.2								
Avg. Dist. to Rail [m]	4.2	0.9	2.3	1.3	0.3	0.7								
Avg. Stride Freq. [Hz]	2.5	2.5	2.5	2.5	2.4	2.4								
Avg. Stride Length [m]	5.9	7.4	7.4	7.3	7.3	6.9								



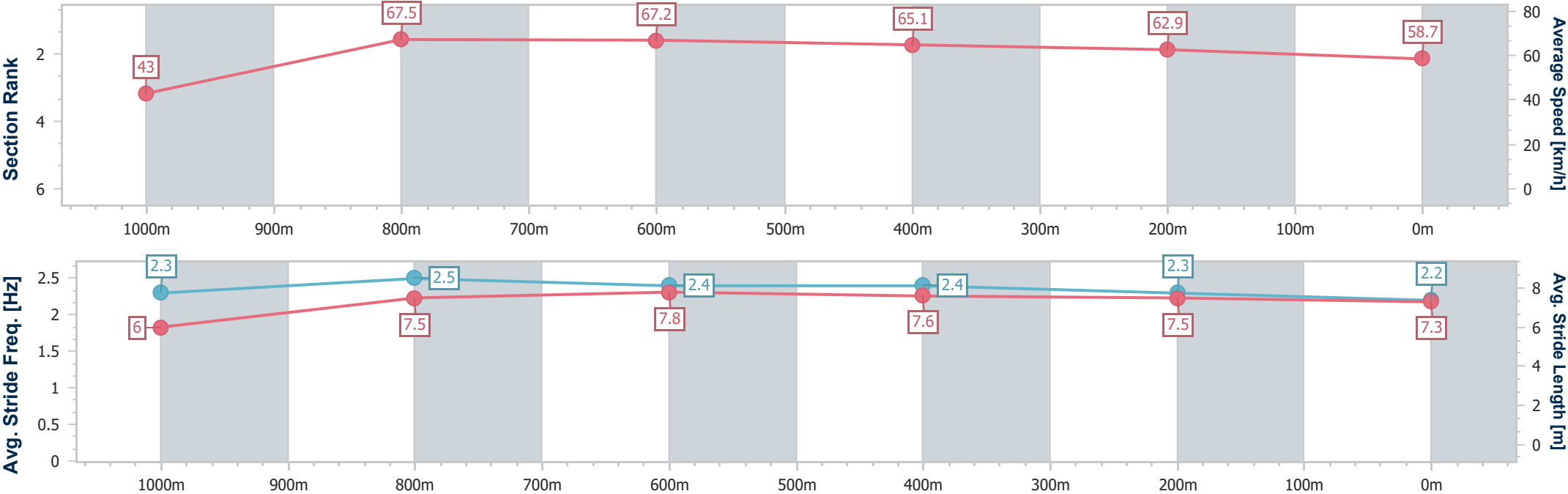


Horse/Jockey Name	Baciami
Final Rank	2
Fastest Section Time (Section)	0:08.34 (Overall)
Top Speed [km/h] (Section)	68.8 (1000m)
Race State	Finished



Aquis Park Gold CoastProfessional  
Race 1: AQUIS GOLD NUGGET QTIS 2YO Colts and Geldings - **AQUIS PARK**  
1100m  
10 January 2026 - 14:06  
Track Rating: Soft 5, Weather: Fine, Rail Position: True

Section	Overall	1000m	800m	600m	400m	200m							
Section Times	1:04.58 [2] (0:08.34)	0:56.24 [5] (0:10.72)	0:45.52 [3] (0:10.71)	0:34.81 [3] (0:11.04)	0:23.77 [3] (0:11.51)	0:12.26 [3] (0:12.26)							
Average Speed [km/h]	43.0	67.5	67.2	65.1	62.9	58.7							
Top Speed [km/h]	65.0	68.8	68.3	67.3	63.6	60.7							
Avg. Dist. to Rail [m]	1.4	1.2	0.5	0.3	1.0	1.1							
Avg. Stride Freq. [Hz]	2.3	2.5	2.4	2.4	2.3	2.2							
Avg. Stride Length [m]	6.0	7.5	7.8	7.6	7.5	7.3							



[ ] Ranking at each section and finish  
- - - - No data available at this section  
NA No data available

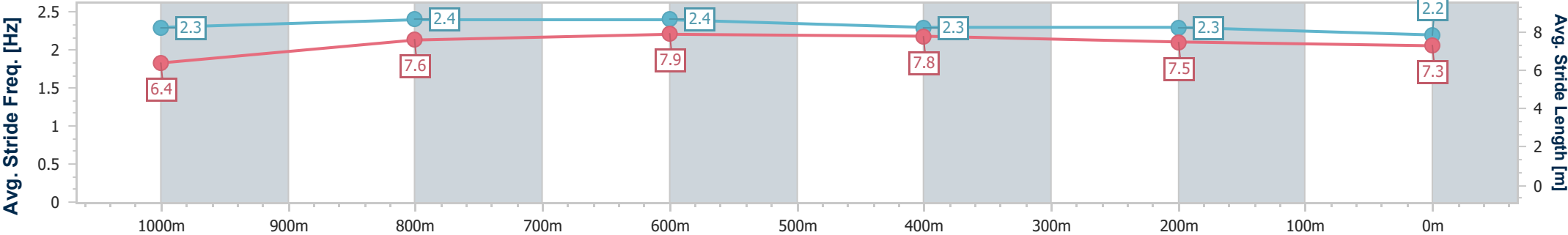
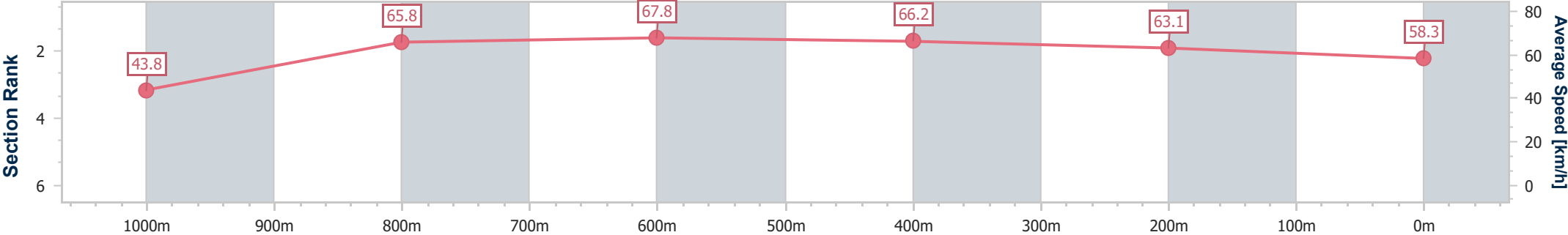


Horse/Jockey Name	Written Aclaim
Final Rank	3
Fastest Section Time (Section)	0:08.20 (Overall)
Top Speed [km/h] (Section)	69.9 (800m)
Race State	Finished



Aquis Park Gold CoastProfessional  
Race 1: AQUIS GOLD NUGGET QTIS 2YO Colts and Geldings - 1100m  
10 January 2026 - 14:06  
Track Rating: Soft 5, Weather: Fine, Rail Position: True

Section	Overall	1000m	800m	600m	400m	200m								
Section Times	1:04.80 [3] (0:08.20)	0:56.60 [3] (0:11.08)	0:45.52 [5] (0:10.68)	0:34.84 [4] (0:11.04)	0:23.80 [4] (0:11.47)	0:12.33 [4] (0:12.33)								
Average Speed [km/h]	43.8	65.8	67.8	66.2	63.1	58.3								
Top Speed [km/h]	64.9	67.6	69.9	67.6	64.6	61.0								
Avg. Dist. to Rail [m]	5.7	3.4	2.0	2.3	3.7	3.3								
Avg. Stride Freq. [Hz]	2.3	2.4	2.4	2.3	2.3	2.2								
Avg. Stride Length [m]	6.4	7.6	7.9	7.8	7.5	7.3								



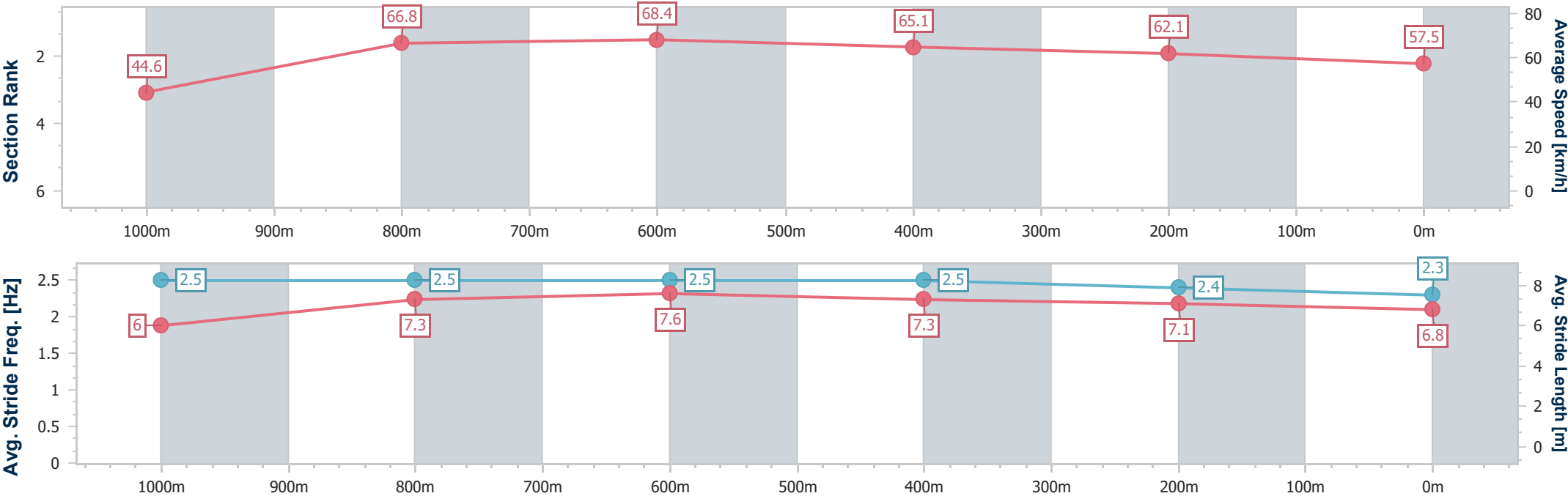


Horse/Jockey Name	Wootton You Know
Final Rank	4
Fastest Section Time (Section)	0:08.09 (Overall)
Top Speed [km/h] (Section)	68.7 (800m)
Race State	Finished



Aquis Park Gold CoastProfessional  
Race 1: AQUIS GOLD NUGGET QTIS 2YO Colts and Geldings - 1100m  
10 January 2026 - 14:06  
Track Rating: Soft 5, Weather: Fine, Rail Position: True

Section	Overall	1000m	800m	600m	400m	200m							
Section Times	1:04.85 [4] (0:08.09)	0:56.76 [2] (0:10.84)	0:45.92 [2] (0:10.60)	0:35.32 [1] (0:11.14)	0:24.18 [1] (0:11.62)	0:12.56 [2] (0:12.56)							
Average Speed [km/h]	44.6	66.8	68.4	65.1	62.1	57.5							
Top Speed [km/h]	64.4	68.0	68.7	66.7	63.4	60.1							
Avg. Dist. to Rail [m]	6.2	2.1	1.3	1.4	2.3	2.1							
Avg. Stride Freq. [Hz]	2.5	2.5	2.5	2.5	2.4	2.3							
Avg. Stride Length [m]	6.0	7.3	7.6	7.3	7.1	6.8							





Horse/Jockey Name	Exclusive One
Final Rank	6
Fastest Section Time (Section)	0:08.30 (Overall)
Top Speed [km/h] (Section)	67.2 (1000m)
Race State	Finished



Aquis Park Gold CoastProfessional

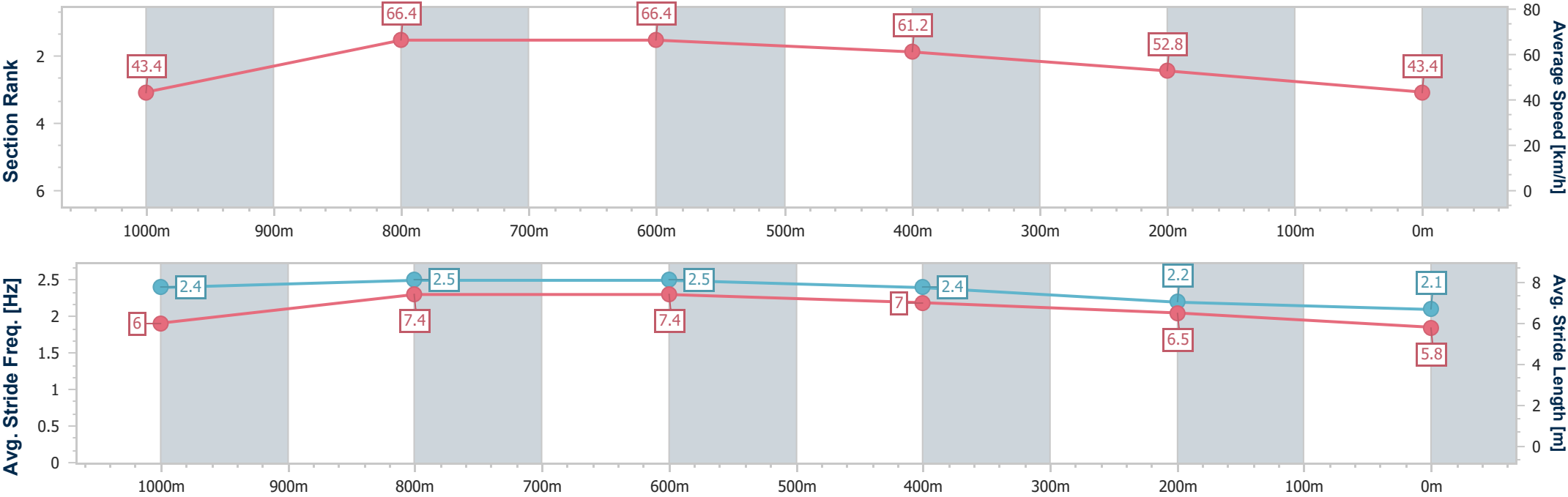
Race 1: AQUIS GOLD NUGGET QTIS 2YO Colts and Geldings - 1100m

HOME OF THE GOLD COAST  
TRIP CLUB & RIVET COUNTRY

10 January 2026 - 14:06

Track Rating: Soft 5, Weather: Fine, Rail Position: True

Section	Overall	1000m	800m	600m	400m	200m							
Section Times	1:12.08 [6] (0:08.30)	1:03.78 [4] (0:10.85)	0:52.93 [4] (0:10.89)	0:42.04 [5] (0:11.77)	0:30.27 [5] (0:13.63)	0:16.64 [5] (0:16.64)							
Average Speed [km/h]	43.4	66.4	66.4	61.2	52.8	43.4							
Top Speed [km/h]	65.4	67.2	66.9	65.4	57.9	47.8							
Avg. Dist. to Rail [m]	0.8	0.5	1.0	0.8	0.5	0.7							
Avg. Stride Freq. [Hz]	2.4	2.5	2.5	2.4	2.2	2.1							
Avg. Stride Length [m]	6.0	7.4	7.4	7.0	6.5	5.8							



[ ] Ranking at each section and finish  
- - - - No data available at this section  
NA No data available



Horse/Jockey Name	Dragon Magic
Final Rank	-
Fastest Section Time (Section)	-:--:--
Top Speed [km/h] (Section)	--.-
Race State	DidNotTrack



Aquis Park Gold CoastProfessional

Race 1: AQUIS GOLD NUGGET QTIS 2YO Colts and Geldings - 1100m

10 January 2026 - 14:06

Track Rating: Soft 5, Weather: Fine, Rail Position: True

AQUIS PARK  
HOME OF THE GOLD COAST  
TRIP CLUB & RIVET COUNTRY

Section	Overall	1000m	800m	600m	400m	200m							
Section Times	-:--:--	-:--:--	-:--:--	-:--:--	-:--:--	-:--:--							
Average Speed [km/h]	--.-	--.-	--.-	--.-	--.-	--.-							
Top Speed [km/h]	--.-	--.-	--.-	--.-	--.-	--.-							
Avg. Dist. to Rail [m]	.-	.-	.-	.-	.-	.-							
Avg. Stride Freq. [Hz]	--.-	--.-	--.-	--.-	--.-	--.-							
Avg. Stride Length [m]	--.-	--.-	--.-	--.-	--.-	--.-							

- [ ] Ranking at each section and finish
- :--:-- No data available at this section
- NA No data available



**Aquis Park Gold Coast Professional**  
**Race 2: AQUIS GOLD PEARL QTIS 2YO Fillies - 1100m**  
**10 January 2026 - 14:46**



Track Rating: Good 4, Weather: Fine, Rail Position: True

Section		Overall				1000m	800m	600m	400m	200m	Last 600m		
Field Times		1:03.13 (0:07.43)				0:55.70 (0:10.24)	0:45.46 (0:10.67)	0:34.79 (0:11.58)	0:23.21 (0:11.42)	0:11.79 (0:11.79)	0:34.79		
Rank	TAB	Horse/Jockey	Barrier	Top Speed [km/h]	Fastest Section						Margin	Distance Travelled [m]	
1	1	SHIKI	5	71.0	0:07.64	1:03.13 [1]	0:55.49 [6]	0:44.98 [5]	0:34.24 [5]	0:22.95 [4]	0:11.79 [1]	1:03.13	0:34.24
		Tim Clark		1000m	Overall	(0:07.64)	(0:10.51)	(0:10.74)	(0:11.29)	(0:11.16)	(0:11.79)		
2	10	DOUBLE COOL	1	69.7	0:07.50	1:03.48 [2]	0:55.98 [3]	0:45.49 [4]	0:34.76 [3]	0:23.27 [5]	0:11.68 [7]	2.04L	0:34.76 -6
		James McDonald		800m	Overall	(0:07.50)	(0:10.49)	(0:10.73)	(0:11.49)	(0:11.59)	(0:11.68)		
3	6	TIGRONI	6	70.6	0:07.43	1:03.53 [3]	0:56.10 [2]	0:45.56 [3]	0:34.77 [4]	0:23.37 [3]	0:11.88 [2]	2.33L	0:34.77 +1
		Zac Lloyd		1000m	Overall	(0:07.43)	(0:10.54)	(0:10.79)	(0:11.40)	(0:11.49)	(0:11.88)		
4	4	REMEMBRALL	8	70.8	0:07.67	1:03.55 [4]	0:55.88 [8]	0:45.27 [8]	0:34.55 [8]	0:23.27 [6]	0:11.86 [3]	2.46L	0:34.55 +3
		Ben Thompson		800m	Overall	(0:07.67)	(0:10.61)	(0:10.72)	(0:11.28)	(0:11.41)	(0:11.86)		
5	11	ADORA DJON'S	7	69.7	0:07.80	1:03.61 [5]	0:55.81 [9]	0:45.22 [9]	0:34.45 [9]	0:23.04 [10]	0:11.69 [9]	2.81L	0:34.45 -2
		Jag Guthmann-Chester		1000m	Overall	(0:07.80)	(0:10.59)	(0:10.77)	(0:11.41)	(0:11.35)	(0:11.69)		
5	2	BY CHOICE	9	70.2	0:07.58	1:03.61 [5]	0:56.03 [5]	0:45.44 [6]	0:34.66 [6]	0:23.26 [7]	0:11.81 [6]	2.81L	0:34.66 +5
		Regan Bayliss		1000m	Overall	(0:07.58)	(0:10.59)	(0:10.78)	(0:11.40)	(0:11.45)	(0:11.81)		
7	8	IRANSOFAR	10	70.1	0:07.87	1:03.71 [7]	0:55.84 [10]	0:45.20 [10]	0:34.48 [10]	0:23.21 [9]	0:11.81 [8]	3.36L	0:34.48 +2
		Kyle Wilson-Taylor		800m	Overall	(0:07.87)	(0:10.64)	(0:10.72)	(0:11.27)	(0:11.40)	(0:11.81)		
8	9	RUN LIKE A GIRL	3	70.1	0:07.64	1:04.13 [8]	0:56.49 [7]	0:45.93 [7]	0:35.18 [7]	0:23.67 [8]	0:12.11 [10]	5.86L	0:35.18 -2
		Robbie Dolan		1000m	Overall	(0:07.64)	(0:10.56)	(0:10.75)	(0:11.51)	(0:11.56)	(0:12.11)		
9	7	INHABIT	4	72.4	0:07.55	1:04.21 [9]	0:56.66 [4]	0:46.44 [2]	0:35.68 [2]	0:24.15 [2]	0:12.45 [4]	6.34L	0:35.68 -4
		Todd Pannell		1000m	Overall	(0:07.55)	(0:10.22)	(0:10.76)	(0:11.53)	(0:11.70)	(0:12.45)		
10	3	SCARTOON	2	71.9	0:07.43	1:04.32 [10]	0:56.89 [1]	0:46.65 [1]	0:35.98 [1]	0:24.40 [1]	0:12.55 [5]	7L	0:35.98 -3
		Cejay Graham		1000m	Overall	(0:07.43)	(0:10.24)	(0:10.67)	(0:11.58)	(0:11.85)	(0:12.55)		

Scratched: Lonesome Star (#12), Leaves Of Lorien (#5)

Report Created: Sat 10 January 2026 15:19 GMT+1 (Note: Timing is based on position data)

Page 1/11

[ ] Ranking at each section and finish  
-:-:- No data available at this section  
NA No data available

SCN Saddle cloth number  
DNF Did not finish  
DNT Did not track

data processed by TRIPLESDATA



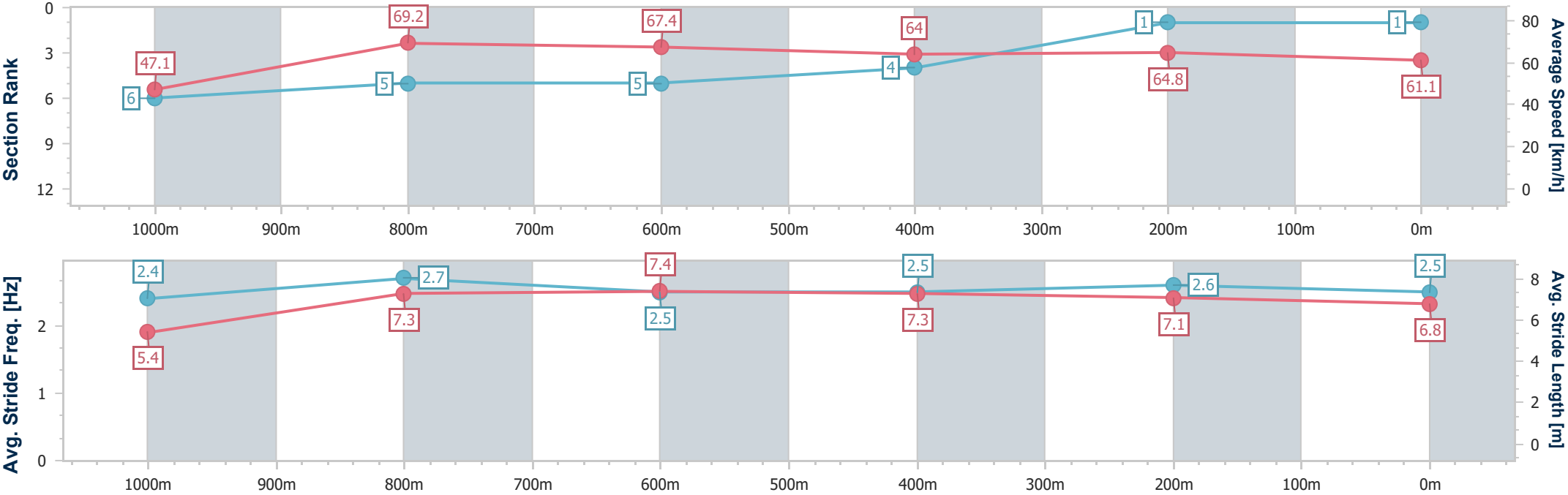
Horse/Jockey Name	Shiki
Final Rank	1
Fastest Section Time (Section)	0:07.64 (Overall)
Top Speed [km/h] (Section)	71.0 (1000m)
Race State	Finished



Aquis Park Gold CoastProfessional  
Race 2: AQUIS GOLD PEARL QTIS 2YO Fillies - 1100m  
10 January 2026 - 14:46  
Track Rating: Good 4, Weather: Fine, Rail Position: True



Section	Overall	1000m	800m	600m	400m	200m								
Section Times	1:03.13 [1] (0:07.64)	0:55.49 [6] (0:10.51)	0:44.98 [5] (0:10.74)	0:34.24 [5] (0:11.29)	0:22.95 [4] (0:11.16)	0:11.79 [1] (0:11.79)								
Average Speed [km/h]	47.1	69.2	67.4	64.0	64.8	61.1								
Top Speed [km/h]	64.8	71.0	70.5	64.9	65.5	63.4								
Avg. Dist. to Rail [m]	5.2	2.8	1.5	1.0	2.9	0.3								
Avg. Stride Freq. [Hz]	2.4	2.7	2.5	2.5	2.6	2.5								
Avg. Stride Length [m]	5.4	7.3	7.4	7.3	7.1	6.8								





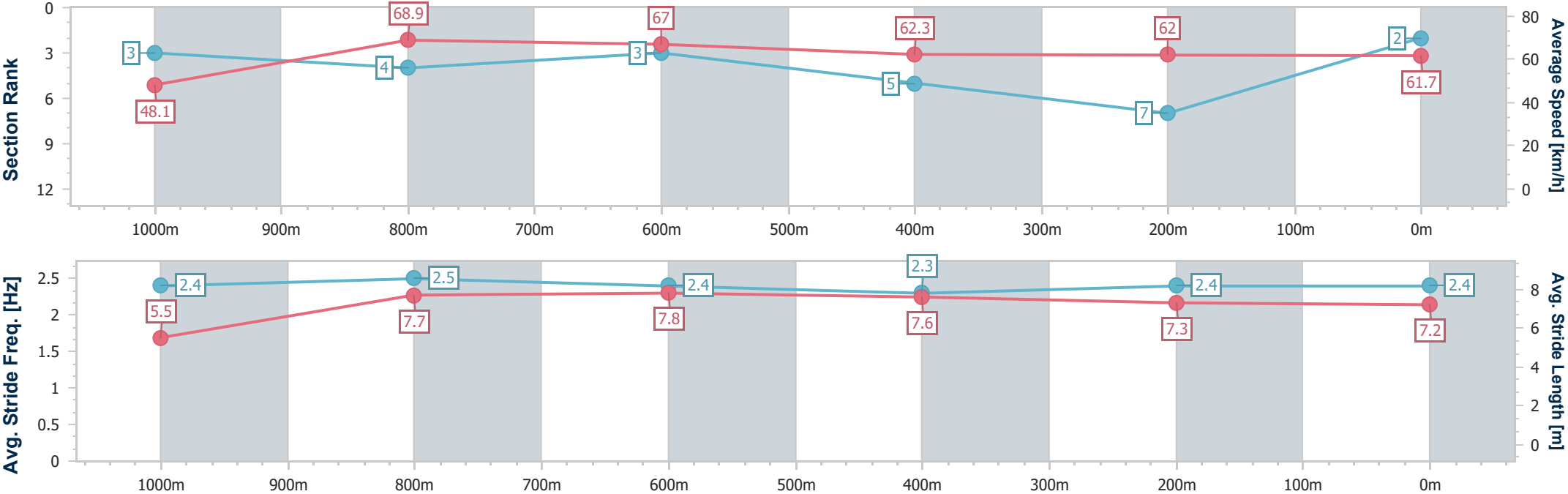
Horse/Jockey Name	Double Cool
Final Rank	2
Fastest Section Time (Section)	0:07.50 (Overall)
Top Speed [km/h] (Section)	69.7 (800m)
Race State	Finished



Aquis Park Gold CoastProfessional  
Race 2: AQUIS GOLD PEARL QTIS 2YO Fillies - 1100m  
10 January 2026 - 14:46  
Track Rating: Good 4, Weather: Fine, Rail Position: True



Section	Overall	1000m	800m	600m	400m	200m								
Section Times	1:03.48 [2] (0:07.50)	0:55.98 [3] (0:10.49)	0:45.49 [4] (0:10.73)	0:34.76 [3] (0:11.49)	0:23.27 [5] (0:11.59)	0:11.68 [7] (0:11.68)								
Average Speed [km/h]	48.1	68.9	67.0	62.3	62.0	61.7								
Top Speed [km/h]	66.7	69.7	69.7	64.1	64.7	64.0								
Avg. Dist. to Rail [m]	1.4	0.7	0.5	1.0	1.8	2.4								
Avg. Stride Freq. [Hz]	2.4	2.5	2.4	2.3	2.4	2.4								
Avg. Stride Length [m]	5.5	7.7	7.8	7.6	7.3	7.2								





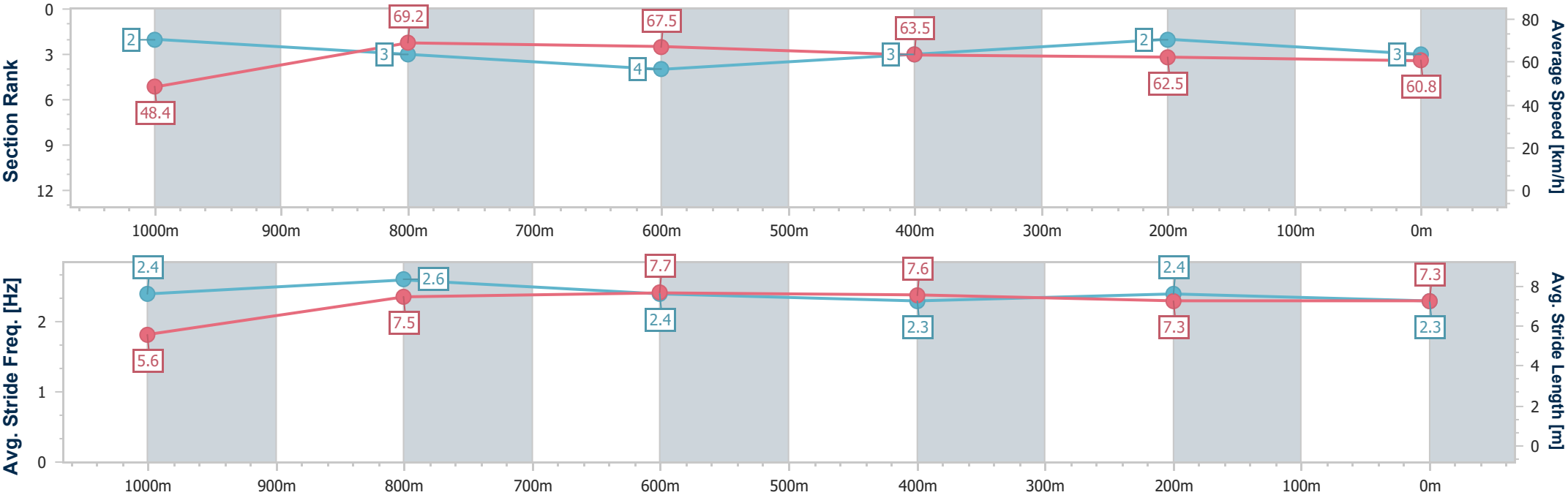
Horse/Jockey Name	Tigroni
Final Rank	3
Fastest Section Time (Section)	0:07.43 (Overall)
Top Speed [km/h] (Section)	70.6 (1000m)
Race State	Finished



Aquis Park Gold CoastProfessional  
Race 2: AQUIS GOLD PEARL QTIS 2YO Fillies - 1100m  
10 January 2026 - 14:46  
Track Rating: Good 4, Weather: Fine, Rail Position: True



Section	Overall	1000m	800m	600m	400m	200m							
Section Times	1:03.53 [3] (0:07.43)	0:56.10 [2] (0:10.54)	0:45.56 [3] (0:10.79)	0:34.77 [4] (0:11.40)	0:23.37 [3] (0:11.49)	0:11.88 [2] (0:11.88)							
Average Speed [km/h]	48.4	69.2	67.5	63.5	62.5	60.8							
Top Speed [km/h]	65.9	70.6	69.3	66.1	63.5	62.8							
Avg. Dist. to Rail [m]	6.1	3.7	2.8	0.7	2.0	0.7							
Avg. Stride Freq. [Hz]	2.4	2.6	2.4	2.3	2.4	2.3							
Avg. Stride Length [m]	5.6	7.5	7.7	7.6	7.3	7.3							





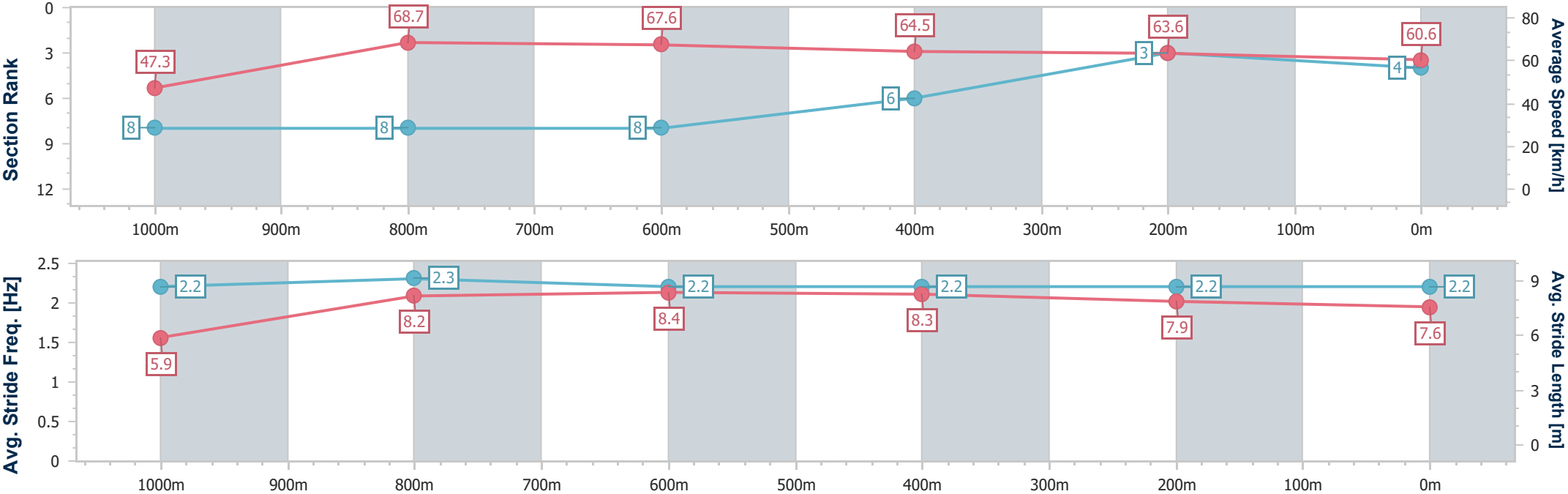
Horse/Jockey Name	Remembrall
Final Rank	4
Fastest Section Time (Section)	0:07.67 (Overall)
Top Speed [km/h] (Section)	70.8 (800m)
Race State	Finished



Aquis Park Gold CoastProfessional  
Race 2: AQUIS GOLD PEARL QTIS 2YO Fillies - 1100m  
10 January 2026 - 14:46  
Track Rating: Good 4, Weather: Fine, Rail Position: True



Section	Overall	1000m	800m	600m	400m	200m								
Section Times	1:03.55 [4] (0:07.67)	0:55.88 [8] (0:10.61)	0:45.27 [8] (0:10.72)	0:34.55 [8] (0:11.28)	0:23.27 [6] (0:11.41)	0:11.86 [3] (0:11.86)								
Average Speed [km/h]	47.3	68.7	67.6	64.5	63.6	60.6								
Top Speed [km/h]	64.8	70.5	70.8	65.2	64.4	63.1								
Avg. Dist. to Rail [m]	7.5	3.3	2.2	1.8	5.7	5.4								
Avg. Stride Freq. [Hz]	2.2	2.3	2.2	2.2	2.2	2.2								
Avg. Stride Length [m]	5.9	8.2	8.4	8.3	7.9	7.6								



- [ ] Ranking at each section and finish
- .-.- No data available at this section
- NA No data available



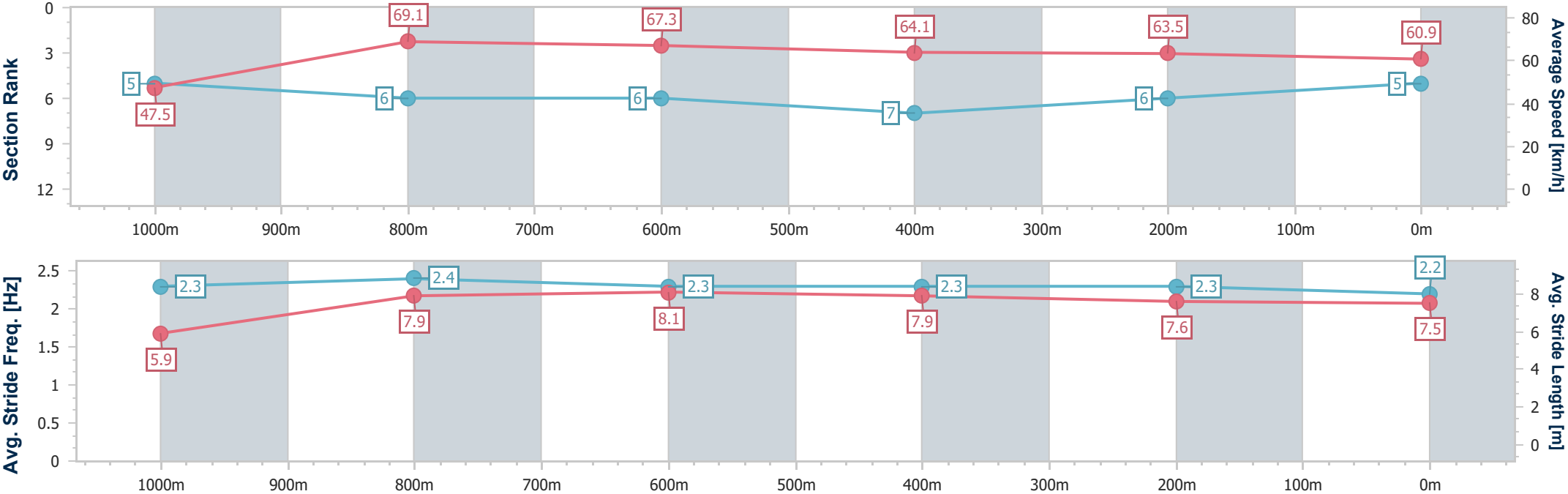
Horse/Jockey Name	By Choice
Final Rank	5
Fastest Section Time (Section)	0:07.58 (Overall)
Top Speed [km/h] (Section)	70.2 (1000m)
Race State	Finished



Aquis Park Gold CoastProfessional  
Race 2: AQUIS GOLD PEARL QTIS 2YO Fillies - 1100m  
10 January 2026 - 14:46  
Track Rating: Good 4, Weather: Fine, Rail Position: True



Section	Overall	1000m	800m	600m	400m	200m							
Section Times	1:03.61 [5] (0:07.58)	0:56.03 [5] (0:10.59)	0:45.44 [6] (0:10.78)	0:34.66 [6] (0:11.40)	0:23.26 [7] (0:11.45)	0:11.81 [6] (0:11.81)							
Average Speed [km/h]	47.5	69.1	67.3	64.1	63.5	60.9							
Top Speed [km/h]	66.0	70.2	69.4	65.1	64.7	63.2							
Avg. Dist. to Rail [m]	8.9	4.1	3.2	2.8	6.6	6.7							
Avg. Stride Freq. [Hz]	2.3	2.4	2.3	2.3	2.3	2.2							
Avg. Stride Length [m]	5.9	7.9	8.1	7.9	7.6	7.5							





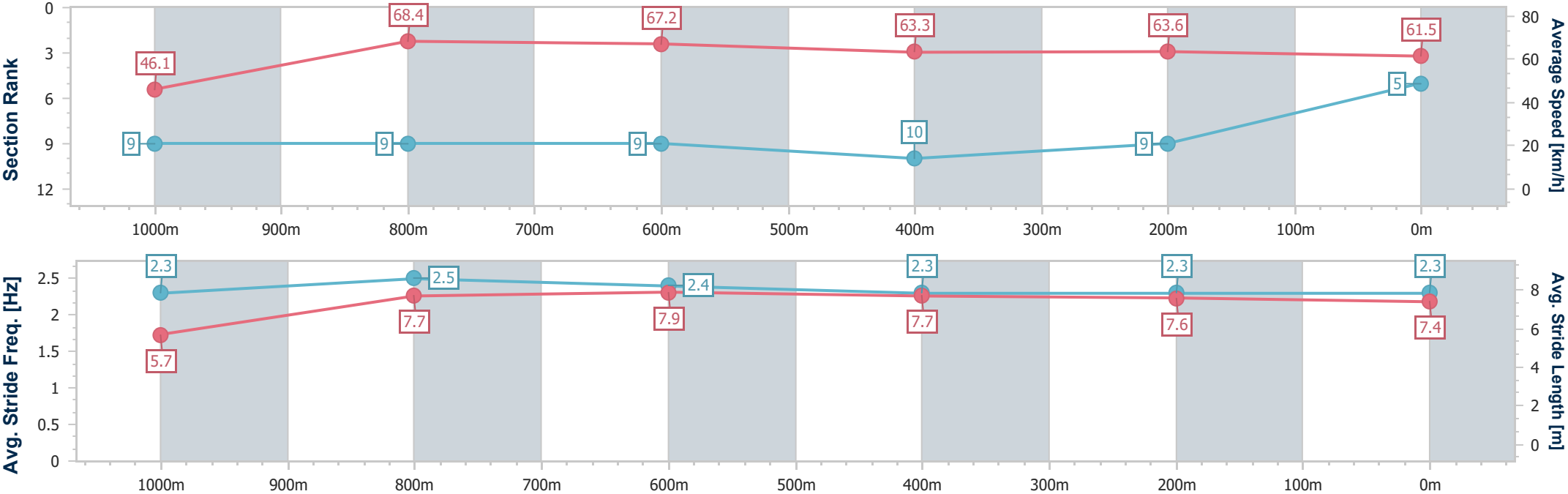
Horse/Jockey Name	Adora Djon's
Final Rank	5
Fastest Section Time (Section)	0:07.80 (Overall)
Top Speed [km/h] (Section)	69.7 (1000m)
Race State	Finished



Aquis Park Gold CoastProfessional  
Race 2: AQUIS GOLD PEARL QTIS 2YO Fillies - 1100m  
10 January 2026 - 14:46  
Track Rating: Good 4, Weather: Fine, Rail Position: True



Section	Overall	1000m	800m	600m	400m	200m							
Section Times	1:03.61 [5] (0:07.80)	0:55.81 [9] (0:10.59)	0:45.22 [9] (0:10.77)	0:34.45 [9] (0:11.41)	0:23.04 [10] (0:11.35)	0:11.69 [9] (0:11.69)							
Average Speed [km/h]	46.1	68.4	67.2	63.3	63.6	61.5							
Top Speed [km/h]	63.1	69.7	68.8	64.6	65.0	62.2							
Avg. Dist. to Rail [m]	5.9	1.5	1.4	0.5	3.4	4.0							
Avg. Stride Freq. [Hz]	2.3	2.5	2.4	2.3	2.3	2.3							
Avg. Stride Length [m]	5.7	7.7	7.9	7.7	7.6	7.4							





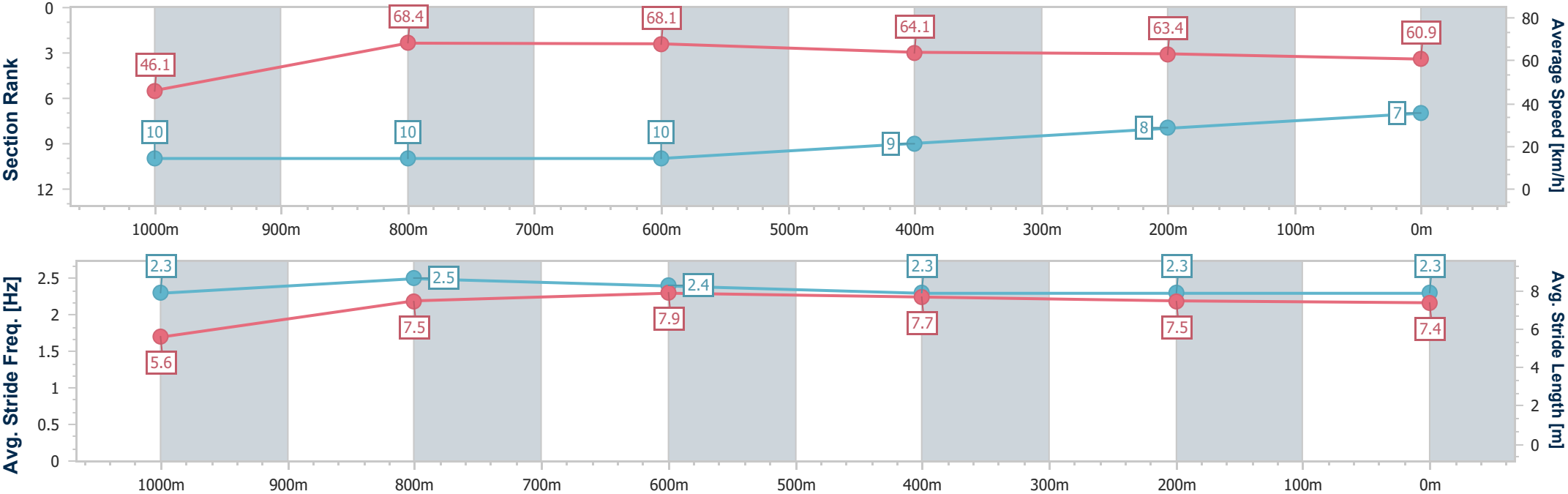
Horse/Jockey Name	Iransofar
Final Rank	7
Fastest Section Time (Section)	0:07.87 (Overall)
Top Speed [km/h] (Section)	70.1 (800m)
Race State	Finished



Aquis Park Gold CoastProfessional  
Race 2: AQUIS GOLD PEARL QTIS 2YO Fillies - 1100m  
10 January 2026 - 14:46  
Track Rating: Good 4, Weather: Fine, Rail Position: True



Section	Overall	1000m	800m	600m	400m	200m							
Section Times	1:03.71 [7] (0:07.87)	0:55.84 [10] (0:10.64)	0:45.20 [10] (0:10.72)	0:34.48 [10] (0:11.27)	0:23.21 [9] (0:11.40)	0:11.81 [8] (0:11.81)							
Average Speed [km/h]	46.1	68.4	68.1	64.1	63.4	60.9							
Top Speed [km/h]	64.3	70.0	70.1	65.2	64.5	62.7							
Avg. Dist. to Rail [m]	9.9	3.3	2.8	0.9	3.7	4.1							
Avg. Stride Freq. [Hz]	2.3	2.5	2.4	2.3	2.3	2.3							
Avg. Stride Length [m]	5.6	7.5	7.9	7.7	7.5	7.4							





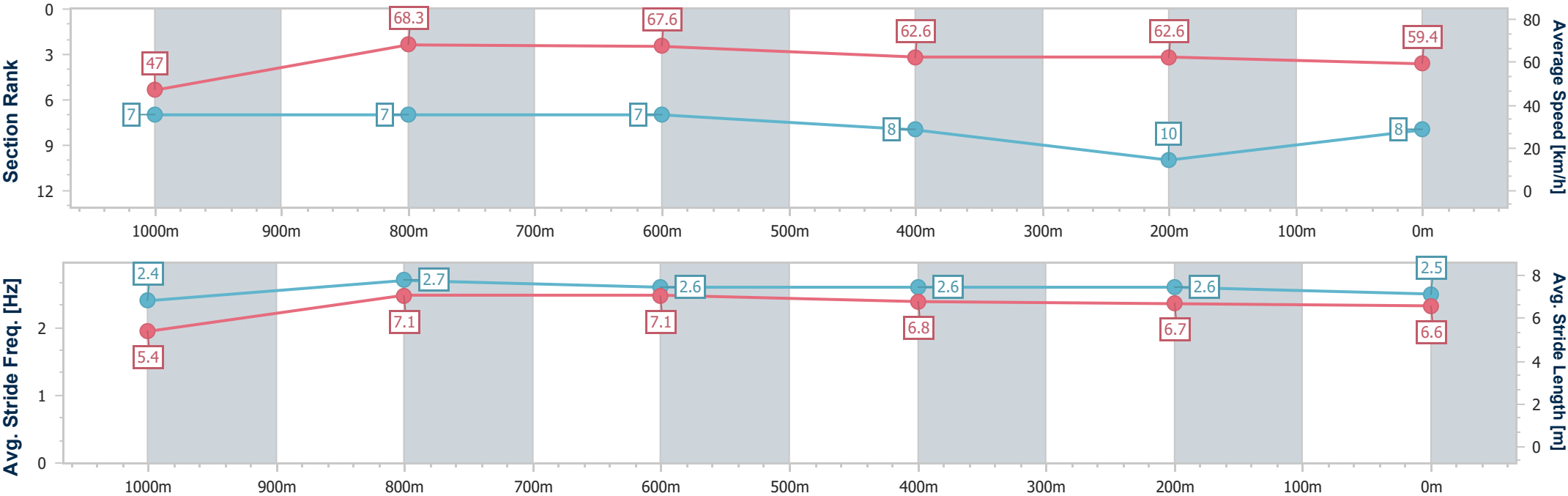
Horse/Jockey Name	Run Like A Girl
Final Rank	8
Fastest Section Time (Section)	0:07.64 (Overall)
Top Speed [km/h] (Section)	70.1 (1000m)
Race State	Finished



Aquis Park Gold CoastProfessional  
Race 2: AQUIS GOLD PEARL QTIS 2YO Fillies - 1100m  
10 January 2026 - 14:46  
Track Rating: Good 4, Weather: Fine, Rail Position: True



Section	Overall	1000m	800m	600m	400m	200m							
Section Times	1:04.13 [8] (0:07.64)	0:56.49 [7] (0:10.56)	0:45.93 [7] (0:10.75)	0:35.18 [7] (0:11.51)	0:23.67 [8] (0:11.56)	0:12.11 [10] (0:12.11)							
Average Speed [km/h]	47.0	68.3	67.6	62.6	62.6	59.4							
Top Speed [km/h]	64.5	70.1	69.2	66.0	63.6	62.8							
Avg. Dist. to Rail [m]	2.9	0.9	2.1	0.9	2.0	2.9							
Avg. Stride Freq. [Hz]	2.4	2.7	2.6	2.6	2.6	2.5							
Avg. Stride Length [m]	5.4	7.1	7.1	6.8	6.7	6.6							





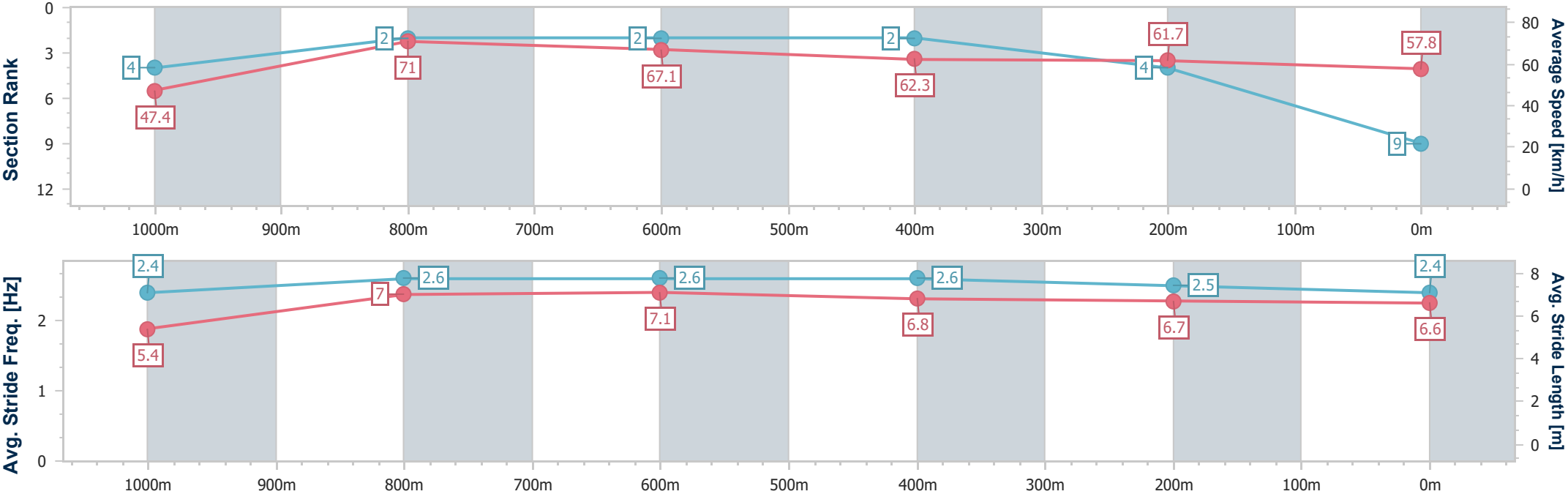
Horse/Jockey Name	Inhabit
Final Rank	9
Fastest Section Time (Section)	0:07.55 (Overall)
Top Speed [km/h] (Section)	72.4 (1000m)
Race State	Finished



Aquis Park Gold Coast Professional  
Race 2: AQUIS GOLD PEARL QTIS 2YO Fillies - 1100m  
10 January 2026 - 14:46  
Track Rating: Good 4, Weather: Fine, Rail Position: True



Section	Overall	1000m	800m	600m	400m	200m							
Section Times	1:04.21 [9] (0:07.55)	0:56.66 [4] (0:10.22)	0:46.44 [2] (0:10.76)	0:35.68 [2] (0:11.53)	0:24.15 [2] (0:11.70)	0:12.45 [4]							
Average Speed [km/h]	47.4	71.0	67.1	62.3	61.7	57.8							
Top Speed [km/h]	67.1	72.4	71.7	64.4	63.0	60.5							
Avg. Dist. to Rail [m]	3.6	1.5	0.9	0.3	1.3	0.8							
Avg. Stride Freq. [Hz]	2.4	2.6	2.6	2.6	2.5	2.4							
Avg. Stride Length [m]	5.4	7.0	7.1	6.8	6.7	6.6							





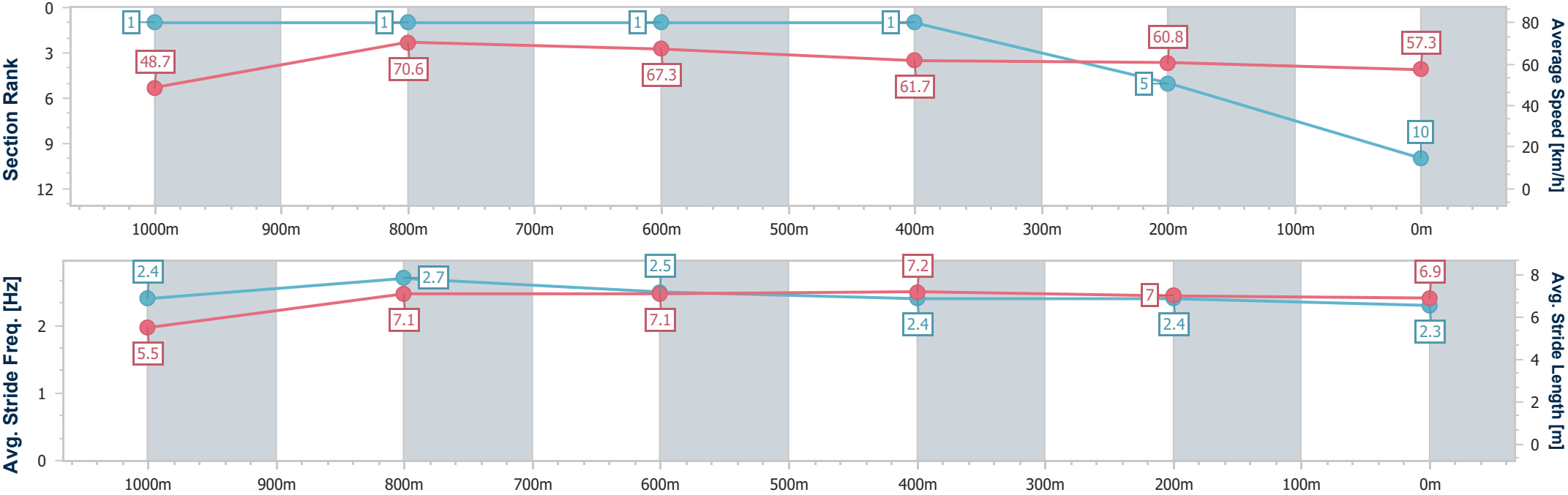
Horse/Jockey Name	Scartoon
Final Rank	10
Fastest Section Time (Section)	0:07.43 (Overall)
Top Speed [km/h] (Section)	71.9 (1000m)
Race State	Finished



Aquis Park Gold CoastProfessional  
Race 2: AQUIS GOLD PEARL QTIS 2YO Fillies - 1100m  
10 January 2026 - 14:46  
Track Rating: Good 4, Weather: Fine, Rail Position: True



Section	Overall	1000m	800m	600m	400m	200m								
Section Times	1:04.32 [10] (0:07.43)	0:56.89 [1] (0:10.24)	0:46.65 [1] (0:10.67)	0:35.98 [1] (0:11.58)	0:24.40 [1] (0:11.85)	0:12.55 [5] (0:12.55)								
Average Speed [km/h]	48.7	70.6	67.3	61.7	60.8	57.3								
Top Speed [km/h]	66.0	71.9	71.1	64.1	61.7	59.9								
Avg. Dist. to Rail [m]	2.5	0.8	0.5	1.0	0.7	0.9								
Avg. Stride Freq. [Hz]	2.4	2.7	2.5	2.4	2.4	2.3								
Avg. Stride Length [m]	5.5	7.1	7.1	7.2	7.0	6.9								





**Aquis Park Gold Coast Professional**  
**Race 3: CARBINE CLUB QUEENSLAND MAGIC MILLIONS MAIDEN**  
**PLATE - 1400m**  
**10 January 2026 - 15:26**



Track Rating: Good 4, Weather: Fine, Rail Position: True

Section		Overall				1200m	1000m	800m	600m	400m	Last 600m	
Field Times		1:22.28				1:09.00	0:58.05	0:46.27	0:34.30	0:22.84	0:34.30	
		(0:13.28)				(0:10.95)	(0:11.78)	(0:11.97)	(0:11.46)	(0:11.22)		
Rank	TAB	Horse/Jockey	Barrier	Top Speed [km/h]	Fastest Section							Distance Travelled [m]
1	10	SPANISH TREASURE	13	69.0	0:10.95	1:22.28 [1]	1:09.00 [1]	0:58.05 [1]	0:46.27 [1]	0:34.30 [1]	0:22.83 [2]	0:34.30
		Tommy Berry		Overall	1200m	(0:13.28)	(0:10.95)	(0:11.78)	(0:11.97)	(0:11.47)	(0:11.21)	
2	18	YOU SEXY THING	11	68.1	0:11.06	1:22.52 [2]	1:09.12 [2]	0:58.06 [4]	0:46.21 [4]	0:34.26 [5]	0:22.86 [5]	0:34.26 +2
		Rachel King		Overall	1200m	(0:13.40)	(0:11.06)	(0:11.85)	(0:11.95)	(0:11.40)	(0:11.32)	
3	6	HIT THE SWITCH	16	67.5	0:10.95	1:22.65 [3]	1:08.81 [12]	0:57.86 [10]	0:45.93 [10]	0:34.10 [10]	0:22.80 [7]	0:34.10 +7
		Damian Lane		1200m	1200m	(0:13.84)	(0:10.95)	(0:11.93)	(0:11.83)	(0:11.30)	(0:11.15)	
4	11	SWAG	12	68.0	0:11.00	1:22.80 [4]	1:08.94 [13]	0:57.94 [11]	0:45.95 [13]	0:34.08 [11]	0:22.82 [11]	0:34.08 +11
		Jason Collett		1200m	1200m	(0:13.86)	(0:11.00)	(0:11.99)	(0:11.87)	(0:11.26)	(0:11.17)	
5	9	RUSTEMO	7	67.8	0:11.07	1:22.81 [5]	1:09.23 [5]	0:58.16 [7]	0:46.33 [8]	0:34.29 [8]	0:22.93 [8]	0:34.29 +2
		Andrew Mallyon		1200m	1200m	(0:13.58)	(0:11.07)	(0:11.83)	(0:12.04)	(0:11.36)	(0:11.29)	
6	3	BELLO CAVALLO	10	66.6	0:11.02	1:22.93 [6]	1:08.94 [15]	0:57.92 [15]	0:45.92 [17]	0:34.02 [15]	0:22.78 [14]	0:34.02 +10
		Tom Sherry		1200m	1200m	(0:13.99)	(0:11.02)	(0:12.00)	(0:11.90)	(0:11.24)	(0:11.16)	
7	8	PIERRO LAD	17	69.2	0:10.72	1:23.01 [7]	1:09.31 [8]	0:58.59 [3]	0:46.86 [3]	0:34.96 [3]	0:23.54 [3]	0:34.96 +4
		Ethan Brown		1200m	1200m	(0:13.70)	(0:10.72)	(0:11.73)	(0:11.90)	(0:11.42)	(0:11.41)	
8	16	SNITZEL MISS	6	68.1	0:10.95	1:23.03 [8]	1:09.22 [9]	0:58.27 [9]	0:46.45 [9]	0:34.49 [9]	0:23.11 [10]	0:34.49 +6
		James McDonald		1200m	1200m	(0:13.81)	(0:10.95)	(0:11.82)	(0:11.96)	(0:11.38)	(0:11.28)	
9	17	TINKLEJAZZ	8	67.2	0:11.01	1:23.04 [9]	1:08.93 [16]	0:57.92 [17]	0:46.11 [16]	0:34.22 [14]	0:22.91 [13]	0:34.22 +5
		Ben Thompson		1200m	1200m	(0:14.11)	(0:11.01)	(0:11.81)	(0:11.89)	(0:11.31)	(0:11.21)	
10	12	CRASH THE PARTY	3	67.6	0:11.07	1:23.08 [10]	1:09.24 [11]	0:58.17 [13]	0:46.35 [11]	0:34.33 [12]	0:22.96 [12]	0:34.33 +1
		Craig Williams		Overall	1200m	(0:13.84)	(0:11.07)	(0:11.82)	(0:12.02)	(0:11.37)	(0:11.30)	

Scratched: Monte Carlo Miss (#21), Forging Ahead (#5), Our Mate Locky (#7), Dashing Mars (#20)



**Aquis Park Gold Coast Professional**  
**Race 3: CARBINE CLUB QUEENSLAND MAGIC MILLIONS MAIDEN**  
**PLATE - 1400m**  
**10 January 2026 - 15:26**



Track Rating: Good 4, Weather: Fine, Rail Position: True

Section						Overall	1200m	1000m	800m	600m	400m	Last 600m	
Field Times						1:22.28 (0:13.28)	1:09.00 (0:10.95)	0:58.05 (0:11.78)	0:46.27 (0:11.97)	0:34.30 (0:11.46)	0:22.84 (0:11.22)	0:34.30	
Rank	TAB	Horse/Jockey	Barrier	Top Speed [km/h]	Fastest Section								Distance Travelled [m]
11	14	MACHRIMORE	15	69.2	0:10.82	1:23.09 [11]	1:09.66 [3]	0:58.84 [2]	0:47.01 [2]	0:35.07 [2]	0:23.65 [1]	0:35.07	+3
		Zac Lloyd		1200m	1200m	(0:13.43)	(0:10.82)	(0:11.83)	(0:11.94)	(0:11.42)	(0:11.47)		
12	2	AGRAFFE ROCKET	9	68.5	0:10.96	1:23.10 [12]	1:09.52 [5]	0:58.56 [6]	0:46.72 [6]	0:34.85 [4]	0:23.42 [6]	0:34.85	+5
		Nash Rawiller		Overall	1200m	(0:13.58)	(0:10.96)	(0:11.84)	(0:11.87)	(0:11.43)	(0:11.33)		
13	4	DIFRONZO	1	67.5	0:11.07	1:23.26 [13]	1:09.61 [7]	0:58.54 [8]	0:46.79 [7]	0:34.75 [7]	0:23.35 [9]	0:34.75	-1
		Ryan Maloney		Overall	1200m	(0:13.65)	(0:11.07)	(0:11.75)	(0:12.04)	(0:11.40)	(0:11.33)		
14	19	CAUTIONARY TAIL	5	67.5	0:11.08	1:23.32 [14]	1:09.87 [4]	0:58.79 [5]	0:46.97 [5]	0:35.00 [6]	0:23.69 [4]	0:35.00	-5
		Boris Thornton		Overall	1200m	(0:13.45)	(0:11.08)	(0:11.82)	(0:11.97)	(0:11.31)	(0:11.43)		
15	13	KOOLATAH QUEEN	2	67.9	0:11.05	1:23.51 [15]	1:09.68 [10]	0:58.63 [12]	0:46.74 [12]	0:34.71 [13]	0:23.21 [16]	0:34.71	+3
		Cejay Graham		1200m	1200m	(0:13.83)	(0:11.05)	(0:11.89)	(0:12.03)	(0:11.50)	(0:11.32)		
16	1	PIERANT	18	69.7	0:10.86	1:23.71 [16]	1:09.49 [17]	0:58.63 [16]	0:46.80 [14]	0:34.78 [17]	0:23.41 [17]	0:34.78	+0
		Martin Harley		1200m	1200m	(0:14.22)	(0:10.86)	(0:11.83)	(0:12.02)	(0:11.37)	(0:11.32)		
17	15	RECONCILIATE	4	66.8	0:11.03	1:23.93 [17]	1:09.95 [14]	0:58.92 [14]	0:47.01 [15]	0:35.01 [16]	0:23.70 [15]	0:35.01	+5
		Angela Jones		1200m	1200m	(0:13.98)	(0:11.03)	(0:11.91)	(0:12.00)	(0:11.31)	(0:11.50)		

Scratched: Monte Carlo Miss (#21), Forging Ahead (#5), Our Mate Locky (#7), Dashing Mars (#20)



**Aquis Park Gold Coast Professional**  
**Race 3: CARBINE CLUB QUEENSLAND MAGIC MILLIONS MAIDEN**  
**PLATE - 1400m**  
**10 January 2026 - 15:26**



Track Rating: Good 4, Weather: Fine, Rail Position: True

Section		Field Times		200m		Last 600m	
				0:11.62 (0:11.62)		0:34.30	
Rank	TAB	Horse/Jockey	Barrier	Top Speed [km/h]	Fastest Section	Margin	Distance Travelled [m]
1	10	SPANISH TREASURE	13	69.0	0:10.95	0:11.62 [1]	1:22.28
		Tommy Berry		Overall	1200m	(0:11.62)	0:34.30
2	18	YOU SEXY THING	11	68.1	0:11.06	0:11.54 [4]	1.4L
		Rachel King		Overall	1200m	(0:11.54)	0:34.26 +2
3	6	HIT THE SWITCH	16	67.5	0:10.95	0:11.65 [5]	2.19L
		Damian Lane		1200m	1200m	(0:11.65)	0:34.10 +7
4	11	SWAG	12	68.0	0:11.00	0:11.65 [8]	3.07L
		Jason Collett		1200m	1200m	(0:11.65)	0:34.08 +11
5	9	RUSTEMO	7	67.8	0:11.07	0:11.64 [9]	3.09L
		Andrew Mallyon		1200m	1200m	(0:11.64)	0:34.29 +2
6	3	BELLO CAVALLO	10	66.6	0:11.02	0:11.62 [12]	3.85L
		Tom Sherry		1200m	1200m	(0:11.62)	0:34.02 +10
7	8	PIERRO LAD	17	69.2	0:10.72	0:12.13 [2]	4.27L
		Ethan Brown		1200m	1200m	(0:12.13)	0:34.96 +4
8	16	SNITZEL MISS	6	68.1	0:10.95	0:11.83 [10]	4.43L
		James McDonald		1200m	1200m	(0:11.83)	0:34.49 +6
9	17	TINKLEJAZZ	8	67.2	0:11.01	0:11.70 [13]	4.47L
		Ben Thompson		1200m	1200m	(0:11.70)	0:34.22 +5
10	12	CRASH THE PARTY	3	67.6	0:11.07	0:11.66 [14]	4.71L
		Craig Williams		Overall	1200m	(0:11.66)	0:34.33 +1

Scratched: Monte Carlo Miss (#21), Forging Ahead (#5), Our Mate Locky (#7), Dashing Mars (#20)

Report Created: Sat 10 January 2026 15:43 GMT+1 (Note: Timing is based on position data)

Page 3/21

[ ] Ranking at each section and finish  
-:-:- No data available at this section  
NA No data available

SCN Saddle cloth number  
DNF Did not finish  
DNT Did not track

data processed by  TRIPLESDATA



**Aquis Park Gold Coast Professional**  
**Race 3: CARBINE CLUB QUEENSLAND MAGIC MILLIONS MAIDEN**  
**PLATE - 1400m**  
**10 January 2026 - 15:26**



Track Rating: Good 4, Weather: Fine, Rail Position: True

Section		200m					Last 600m		
Field Times		0:11.62 (0:11.62)					0:34.30		
Rank	TAB	Horse/Jockey	Barrier	Top Speed [km/h]	Fastest Section	Margin		Distance Travelled [m]	
11	14	MACHRIMORE	15	69.2	0:10.82	0:12.18 [3]	4.76L	0:35.07	+3
		Zac Lloyd		1200m	1200m	(0:12.18)			
12	2	AGRAFFE ROCKET	9	68.5	0:10.96	0:12.09 [6]	4.82L	0:34.85	+5
		Nash Rawiller		Overall	1200m	(0:12.09)			
13	4	DIFRONZO	1	67.5	0:11.07	0:12.02 [11]	5.78L	0:34.75	-1
		Ryan Maloney		Overall	1200m	(0:12.02)			
14	19	CAUTIONARY TAIL	5	67.5	0:11.08	0:12.26 [7]	6.14L	0:35.00	-5
		Boris Thornton		Overall	1200m	(0:12.26)			
15	13	KOOLATAH QUEEN	2	67.9	0:11.05	0:11.89 [15]	7.21L	0:34.71	+3
		Cejay Graham		1200m	1200m	(0:11.89)			
16	1	PIERANT	18	69.7	0:10.86	0:12.09 [16]	8.43L	0:34.78	+0
		Martin Harley		1200m	1200m	(0:12.09)			
17	15	RECONCILIATE	4	66.8	0:11.03	0:12.20 [17]	9.69L	0:35.01	+5
		Angela Jones		1200m	1200m	(0:12.20)			

Scratched: Monte Carlo Miss (#21), Forging Ahead (#5), Our Mate Locky (#7), Dashing Mars (#20)



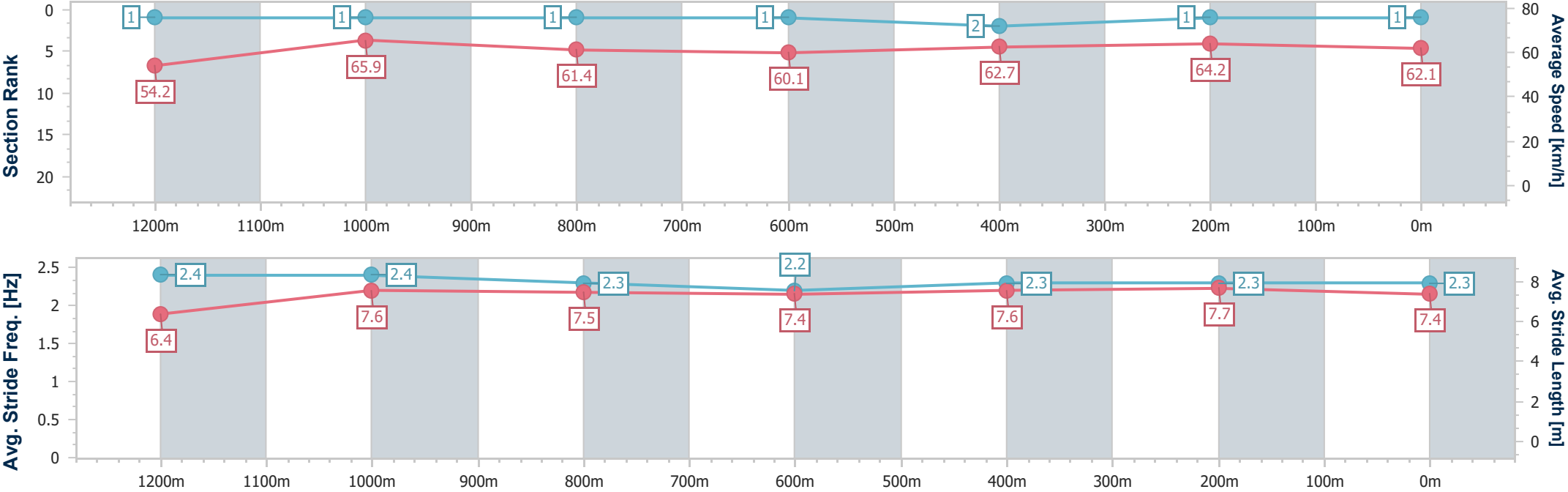
Horse/Jockey Name	Spanish Treasure
Final Rank	1
Fastest Section Time (Section)	0:10.95 (1200m)
Top Speed [km/h] (Section)	69.0 (Overall)
Race State	Finished



Aquis Park Gold CoastProfessional  
Race 3: CARBINE CLUB QUEENSLAND MAGIC MILLIONS  
MAIDEN PLATE - 1400m  
10 January 2026 - 15:26  
Track Rating: Good 4, Weather: Fine, Rail Position: True



Section	Overall	1200m	1000m	800m	600m	400m	200m						
Section Times	1:22.28 [1] (0:13.28)	1:09.00 [1] (0:10.95)	0:58.05 [1] (0:11.78)	0:46.27 [1] (0:11.97)	0:34.30 [1] (0:11.47)	0:22.83 [2] (0:11.21)	0:11.62 [1] (0:11.62)						
Average Speed [km/h]	54.2	65.9	61.4	60.1	62.7	64.2	62.1						
Top Speed [km/h]	69.0	68.3	64.2	61.1	63.4	65.4	64.0						
Avg. Dist. to Rail [m]	11.0	2.3	0.9	0.5	0.6	1.0	2.0						
Avg. Stride Freq. [Hz]	2.4	2.4	2.3	2.2	2.3	2.3	2.3						
Avg. Stride Length [m]	6.4	7.6	7.5	7.4	7.6	7.7	7.4						





Horse/Jockey Name	You Sexy Thing
Final Rank	2
Fastest Section Time (Section)	0:11.06 (1200m)
Top Speed [km/h] (Section)	68.1 (Overall)
Race State	Finished



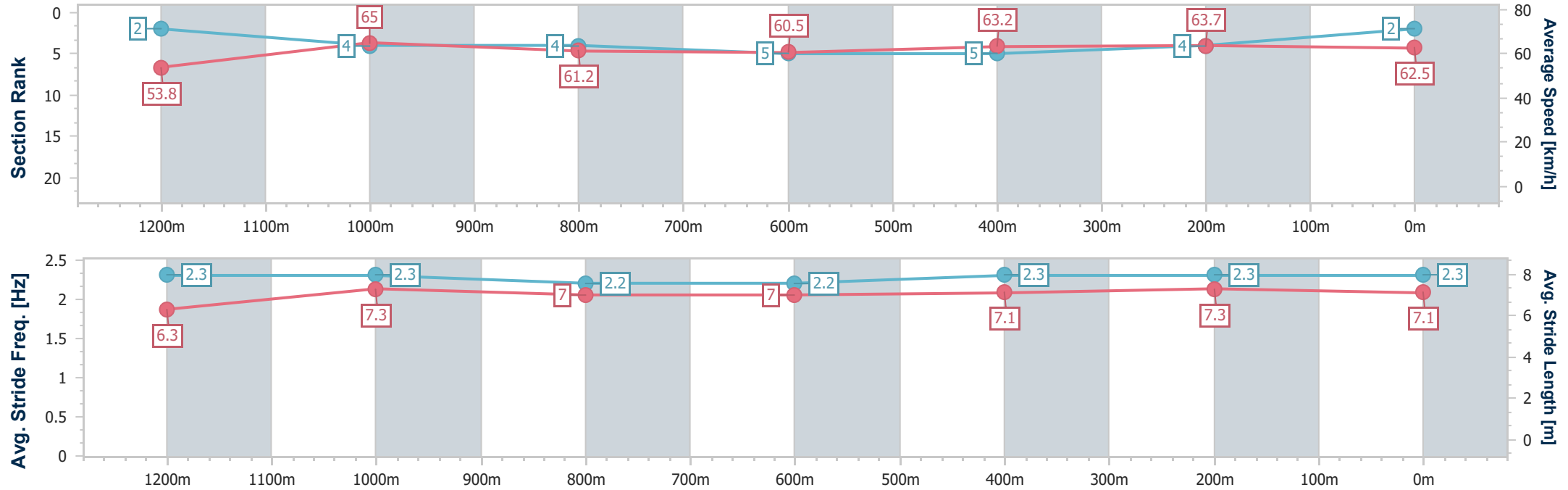
Aquis Park Gold CoastProfessional  
Race 3: CARBINE CLUB QUEENSLAND MAGIC MILLIONS  
MAIDEN PLATE - 1400m



10 January 2026 - 15:26

Track Rating: Good 4, Weather: Fine, Rail Position: True

Section	Overall	1200m	1000m	800m	600m	400m	200m						
Section Times	1:22.52 [2] (0:13.40)	1:09.12 [2] (0:11.06)	0:58.06 [4] (0:11.85)	0:46.21 [4] (0:11.95)	0:34.26 [5] (0:11.40)	0:22.86 [5] (0:11.32)	0:11.54 [4] (0:11.54)						
Average Speed [km/h]	53.8	65.0	61.2	60.5	63.2	63.7	62.5						
Top Speed [km/h]	68.1	66.8	62.7	61.7	64.0	64.2	63.9						
Avg. Dist. to Rail [m]	9.4	2.5	1.4	0.7	0.6	2.2	3.7						
Avg. Stride Freq. [Hz]	2.3	2.3	2.2	2.2	2.3	2.3	2.3						
Avg. Stride Length [m]	6.3	7.3	7.0	7.0	7.1	7.3	7.1						



- [ ] Ranking at each section and finish
- .-.- No data available at this section
- NA No data available



Horse/Jockey Name	Hit The Switch
Final Rank	3
Fastest Section Time (Section)	0:10.95 (1200m)
Top Speed [km/h] (Section)	67.5 (1200m)
Race State	Finished



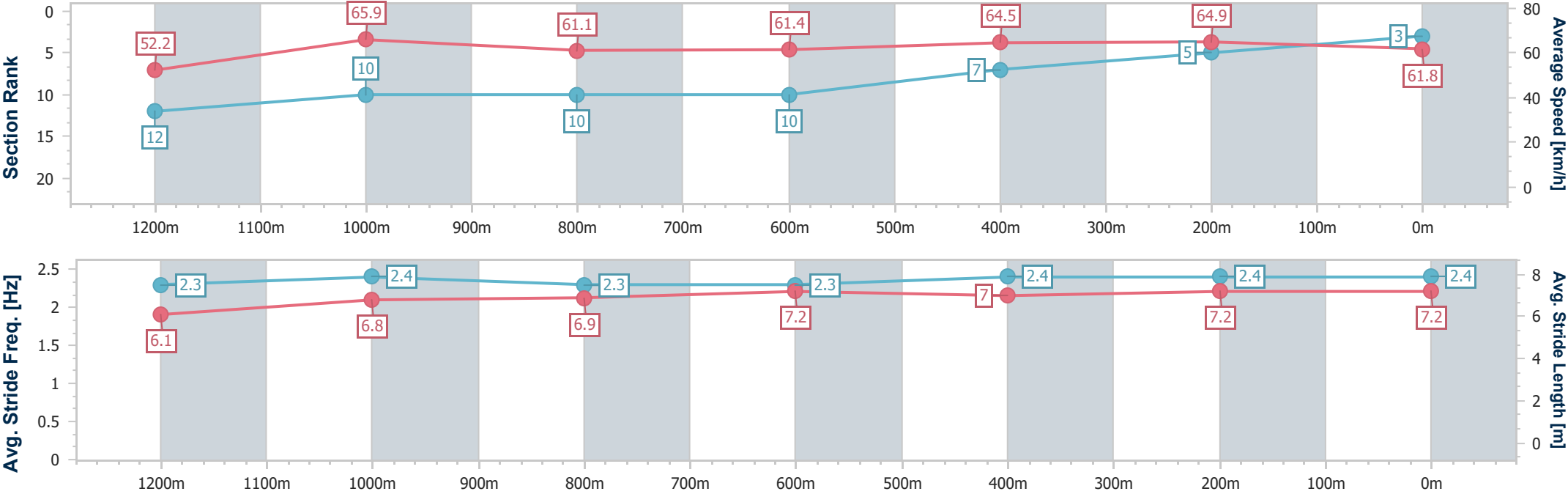
Aquis Park Gold CoastProfessional  
Race 3: CARBINE CLUB QUEENSLAND MAGIC MILLIONS  
MAIDEN PLATE - 1400m



10 January 2026 - 15:26

Track Rating: Good 4, Weather: Fine, Rail Position: True

Section	Overall	1200m	1000m	800m	600m	400m	200m						
Section Times	1:22.65 [3] (0:13.84)	1:08.81 [12] (0:10.95)	0:57.86 [10] (0:11.93)	0:45.93 [10] (0:11.83)	0:34.10 [10] (0:11.30)	0:22.80 [7] (0:11.15)	0:11.65 [5] (0:11.65)						
Average Speed [km/h]	52.2	65.9	61.1	61.4	64.5	64.9	61.8						
Top Speed [km/h]	67.1	67.5	62.6	62.2	66.0	65.6	63.2						
Avg. Dist. to Rail [m]	13.2	3.8	2.8	2.3	2.2	4.7	6.9						
Avg. Stride Freq. [Hz]	2.3	2.4	2.3	2.3	2.4	2.4	2.4						
Avg. Stride Length [m]	6.1	6.8	6.9	7.2	7.0	7.2	7.2						



- [ ] Ranking at each section and finish
- .-.- No data available at this section
- NA No data available



Horse/Jockey Name	Swag
Final Rank	4
Fastest Section Time (Section)	0:11.00 (1200m)
Top Speed [km/h] (Section)	68.0 (1200m)
Race State	Finished



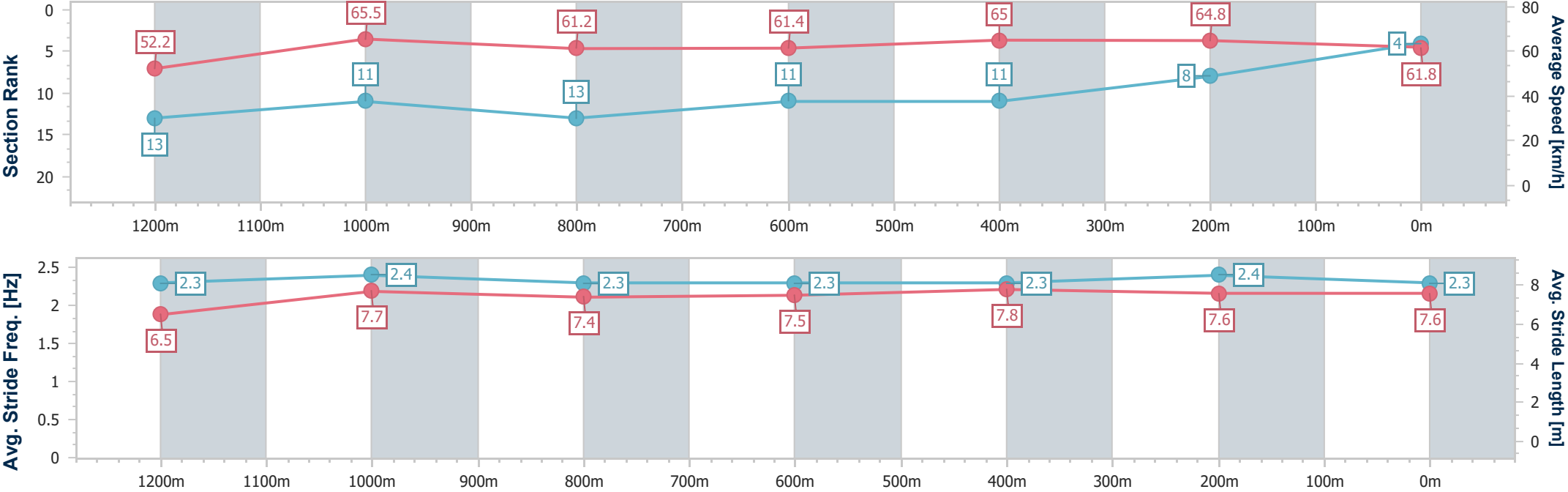
Aquis Park Gold CoastProfessional  
Race 3: CARBINE CLUB QUEENSLAND MAGIC MILLIONS  
MAIDEN PLATE - 1400m



10 January 2026 - 15:26

Track Rating: Good 4, Weather: Fine, Rail Position: True

Section	Overall	1200m	1000m	800m	600m	400m	200m						
Section Times	1:22.80 [4] (0:13.86)	1:08.94 [13] (0:11.00)	0:57.94 [11] (0:11.99)	0:45.95 [13] (0:11.87)	0:34.08 [11] (0:11.26)	0:22.82 [11] (0:11.17)	0:11.65 [8] (0:11.65)						
Average Speed [km/h]	52.2	65.5	61.2	61.4	65.0	64.8	61.8						
Top Speed [km/h]	67.3	68.0	63.5	62.2	66.6	66.1	63.3						
Avg. Dist. to Rail [m]	10.3	4.0	4.0	3.3	2.8	6.6	8.6						
Avg. Stride Freq. [Hz]	2.3	2.4	2.3	2.3	2.3	2.4	2.3						
Avg. Stride Length [m]	6.5	7.7	7.4	7.5	7.8	7.6	7.6						





Horse/Jockey Name	Rustemo
Final Rank	5
Fastest Section Time (Section)	0:11.07 (1200m)
Top Speed [km/h] (Section)	67.8 (1200m)
Race State	Finished



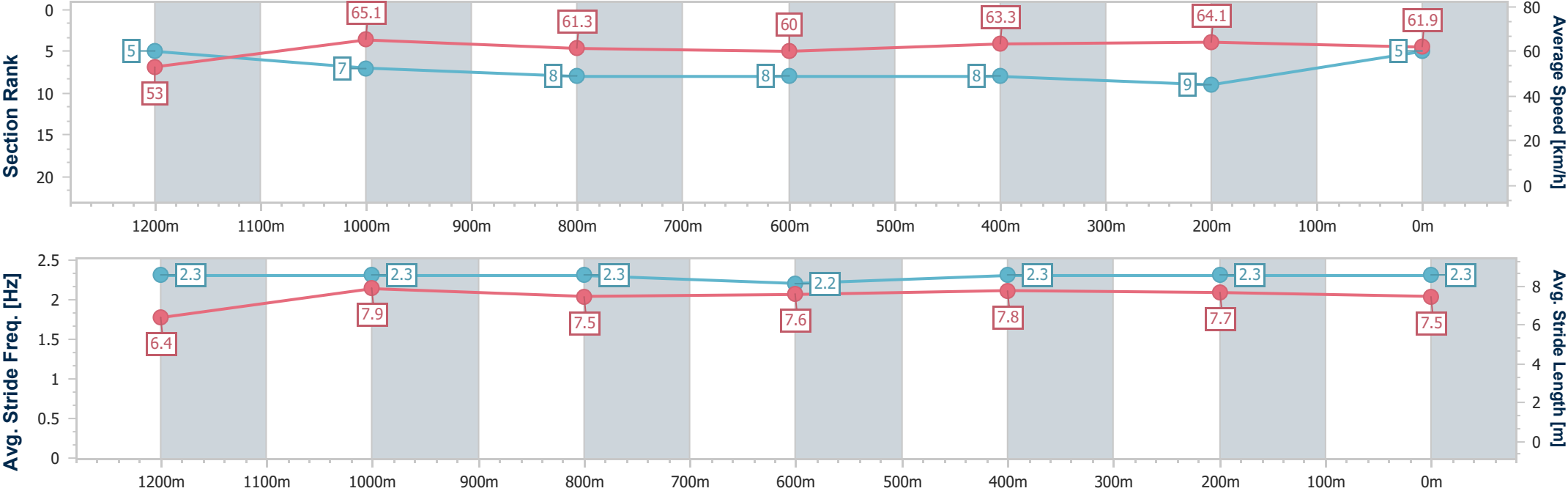
Aquis Park Gold CoastProfessional  
Race 3: CARBINE CLUB QUEENSLAND MAGIC MILLIONS  
MAIDEN PLATE - 1400m



10 January 2026 - 15:26

Track Rating: Good 4, Weather: Fine, Rail Position: True

Section	Overall	1200m	1000m	800m	600m	400m	200m						
Section Times	1:22.81 [5] (0:13.58)	1:09.23 [5] (0:11.07)	0:58.16 [7] (0:11.83)	0:46.33 [8] (0:12.04)	0:34.29 [8] (0:11.36)	0:22.93 [8] (0:11.29)	0:11.64 [9] (0:11.64)						
Average Speed [km/h]	53.0	65.1	61.3	60.0	63.3	64.1	61.9						
Top Speed [km/h]	67.8	67.8	63.2	61.2	65.0	64.8	63.4						
Avg. Dist. to Rail [m]	6.1	1.9	1.5	1.1	0.9	3.1	3.9						
Avg. Stride Freq. [Hz]	2.3	2.3	2.3	2.2	2.3	2.3	2.3						
Avg. Stride Length [m]	6.4	7.9	7.5	7.6	7.8	7.7	7.5						





Horse/Jockey Name	Bello Cavallo
Final Rank	6
Fastest Section Time (Section)	0:11.02 (1200m)
Top Speed [km/h] (Section)	66.6 (1200m)
Race State	Finished



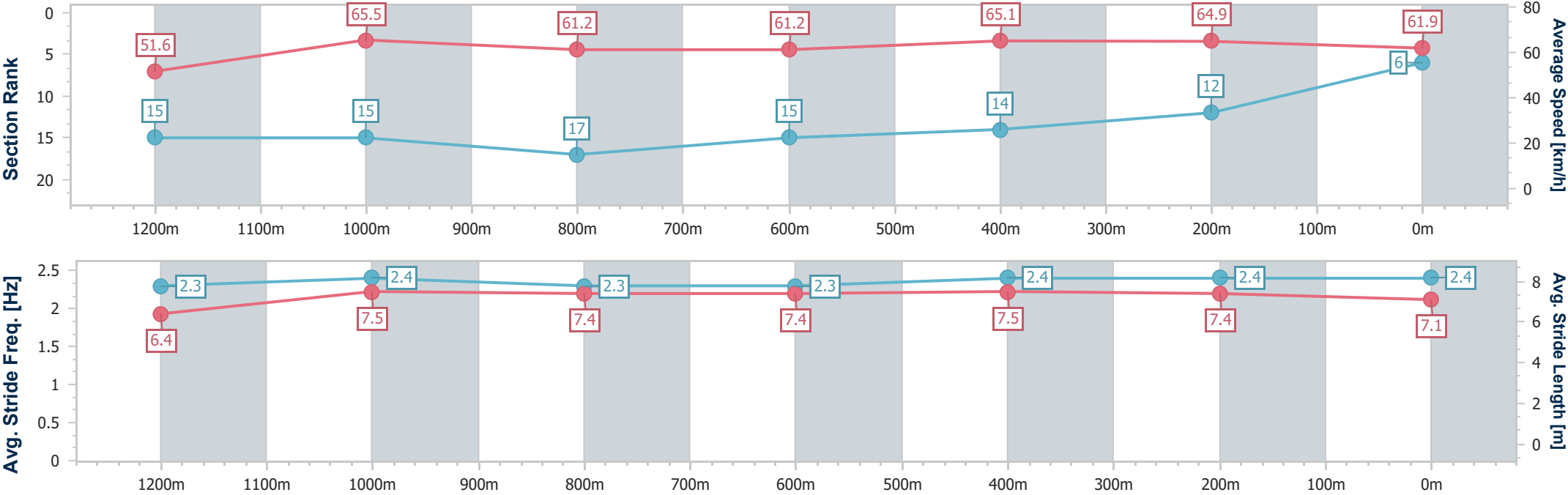
Aquis Park Gold CoastProfessional  
Race 3: CARBINE CLUB QUEENSLAND MAGIC MILLIONS  
MAIDEN PLATE - 1400m



10 January 2026 - 15:26

Track Rating: Good 4, Weather: Fine, Rail Position: True

Section	Overall	1200m	1000m	800m	600m	400m	200m						
Section Times	1:22.93 [6] (0:13.99)	1:08.94 [15] (0:11.02)	0:57.92 [15] (0:12.00)	0:45.92 [17] (0:11.90)	0:34.02 [15] (0:11.24)	0:22.78 [14] (0:11.16)	0:11.62 [12] (0:11.62)						
Average Speed [km/h]	51.6	65.5	61.2	61.2	65.1	64.9	61.9						
Top Speed [km/h]	66.1	66.6	62.9	62.3	66.3	65.7	63.0						
Avg. Dist. to Rail [m]	8.1	3.6	3.9	3.2	2.9	6.6	9.1						
Avg. Stride Freq. [Hz]	2.3	2.4	2.3	2.3	2.4	2.4	2.4						
Avg. Stride Length [m]	6.4	7.5	7.4	7.4	7.5	7.4	7.1						





Horse/Jockey Name	Pierro Lad
Final Rank	7
Fastest Section Time (Section)	0:10.72 (1200m)
Top Speed [km/h] (Section)	69.2 (1200m)
Race State	Finished



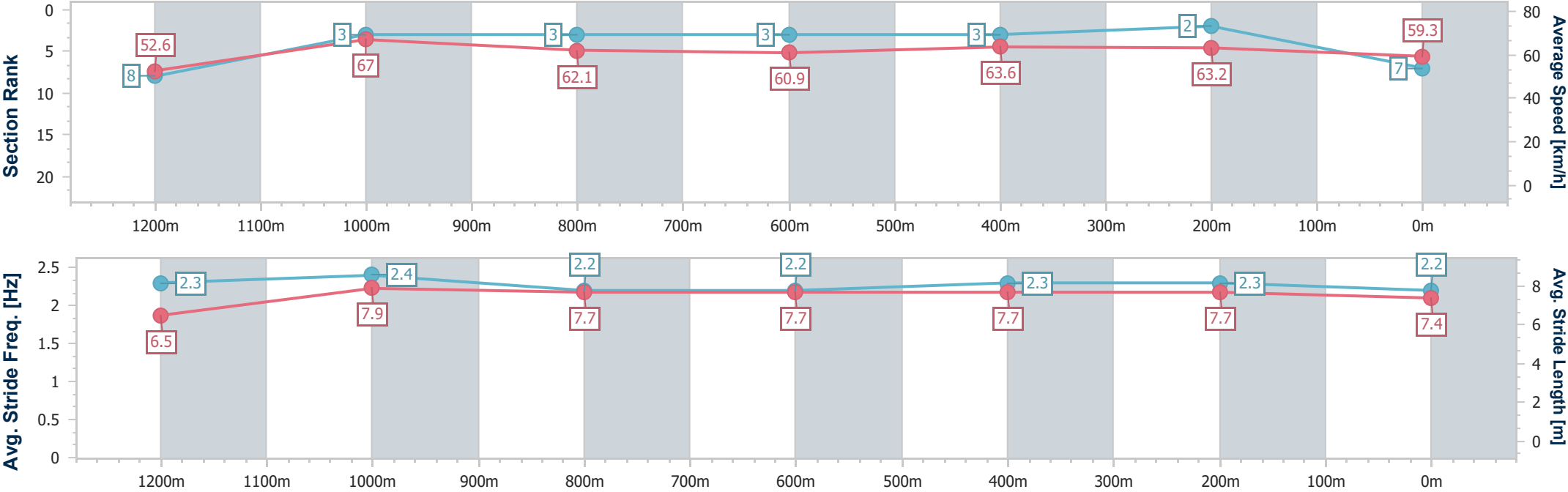
Aquis Park Gold CoastProfessional  
Race 3: CARBINE CLUB QUEENSLAND MAGIC MILLIONS  
MAIDEN PLATE - 1400m



10 January 2026 - 15:26

Track Rating: Good 4, Weather: Fine, Rail Position: True

Section	Overall	1200m	1000m	800m	600m	400m	200m						
Section Times	1:23.01 [7] (0:13.70)	1:09.31 [8] (0:10.72)	0:58.59 [3] (0:11.73)	0:46.86 [3] (0:11.90)	0:34.96 [3] (0:11.42)	0:23.54 [3] (0:11.41)	0:12.13 [2] (0:12.13)						
Average Speed [km/h]	52.6	67.0	62.1	60.9	63.6	63.2	59.3						
Top Speed [km/h]	68.3	69.2	64.6	61.8	64.8	64.2	61.6						
Avg. Dist. to Rail [m]	15.4	4.7	2.0	1.8	1.6	3.5	5.3						
Avg. Stride Freq. [Hz]	2.3	2.4	2.2	2.2	2.3	2.3	2.2						
Avg. Stride Length [m]	6.5	7.9	7.7	7.7	7.7	7.7	7.4						





Horse/Jockey Name	Snitzel Miss
Final Rank	8
Fastest Section Time (Section)	0:10.95 (1200m)
Top Speed [km/h] (Section)	68.1 (1200m)
Race State	Finished



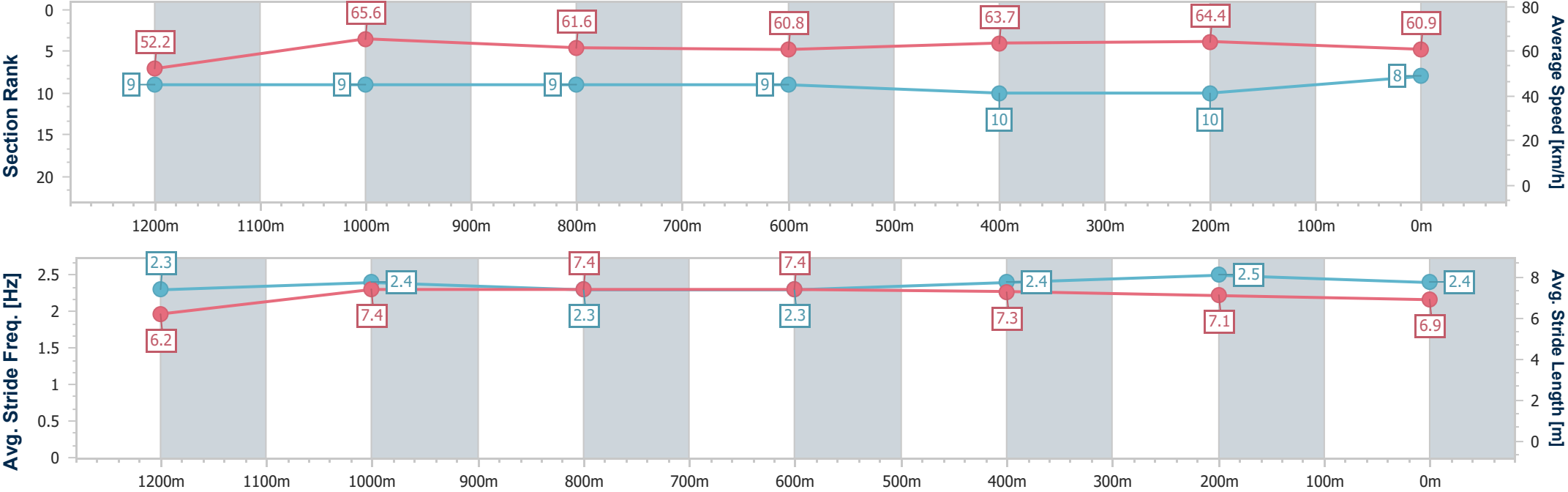
Aquis Park Gold CoastProfessional  
Race 3: CARBINE CLUB QUEENSLAND MAGIC MILLIONS  
MAIDEN PLATE - 1400m



10 January 2026 - 15:26

Track Rating: Good 4, Weather: Fine, Rail Position: True

Section	Overall	1200m	1000m	800m	600m	400m	200m						
Section Times	1:23.03 [8] (0:13.81)	1:09.22 [9] (0:10.95)	0:58.27 [9] (0:11.82)	0:46.45 [9] (0:11.96)	0:34.49 [9] (0:11.38)	0:23.11 [10] (0:11.28)	0:11.83 [10] (0:11.83)						
Average Speed [km/h]	52.2	65.6	61.6	60.8	63.7	64.4	60.9						
Top Speed [km/h]	67.7	68.1	62.9	61.9	65.0	65.1	62.9						
Avg. Dist. to Rail [m]	6.3	2.7	1.9	2.2	1.7	4.9	7.6						
Avg. Stride Freq. [Hz]	2.3	2.4	2.3	2.3	2.4	2.5	2.4						
Avg. Stride Length [m]	6.2	7.4	7.4	7.4	7.3	7.1	6.9						





Horse/Jockey Name	Tinklejazz
Final Rank	9
Fastest Section Time (Section)	0:11.01 (1200m)
Top Speed [km/h] (Section)	67.2 (1200m)
Race State	Finished



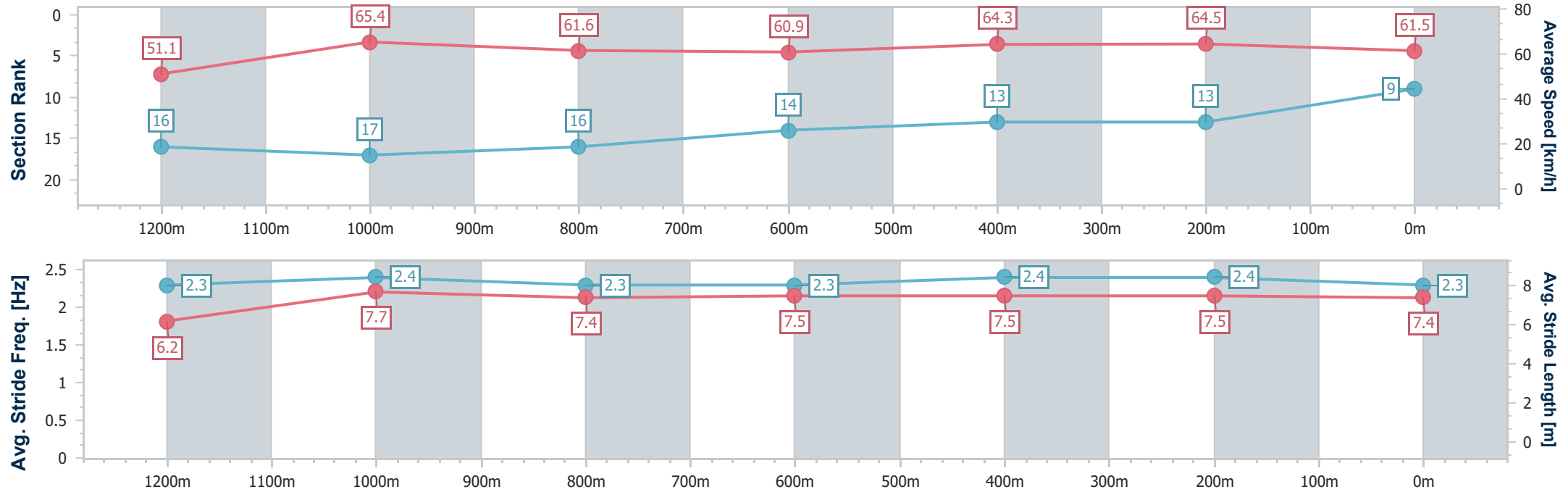
Aquis Park Gold CoastProfessional  
Race 3: CARBINE CLUB QUEENSLAND MAGIC MILLIONS  
MAIDEN PLATE - 1400m



10 January 2026 - 15:26

Track Rating: Good 4, Weather: Fine, Rail Position: True

Section	Overall	1200m	1000m	800m	600m	400m	200m						
Section Times	1:23.04 [9] (0:14.11)	1:08.93 [16] (0:11.01)	0:57.92 [17] (0:11.81)	0:46.11 [16] (0:11.89)	0:34.22 [14] (0:11.31)	0:22.91 [13] (0:11.21)	0:11.70 [13] (0:11.70)						
Average Speed [km/h]	51.1	65.4	61.6	60.9	64.3	64.5	61.5						
Top Speed [km/h]	66.7	67.2	63.2	62.6	66.4	66.0	63.4						
Avg. Dist. to Rail [m]	6.4	2.6	2.0	1.4	1.6	6.0	8.0						
Avg. Stride Freq. [Hz]	2.3	2.4	2.3	2.3	2.4	2.4	2.3						
Avg. Stride Length [m]	6.2	7.7	7.4	7.5	7.5	7.5	7.4						



- [ ] Ranking at each section and finish
- .-.- No data available at this section
- NA No data available



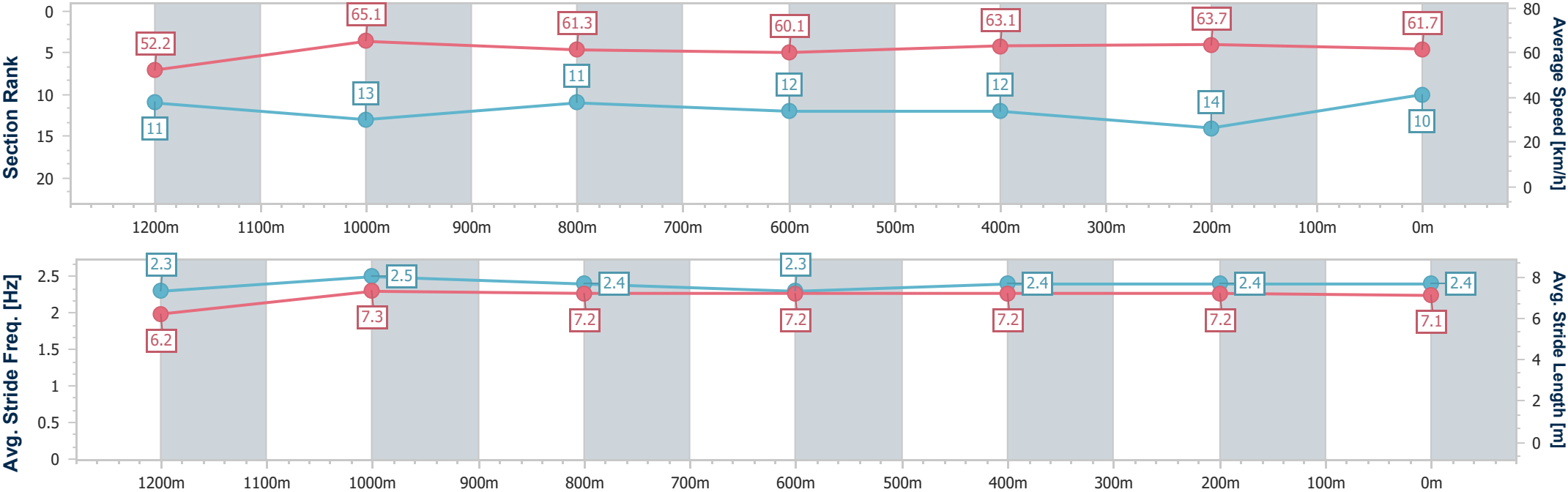
Horse/Jockey Name	Crash The Party
Final Rank	10
Fastest Section Time (Section)	0:11.07 (1200m)
Top Speed [km/h] (Section)	67.6 (Overall)
Race State	Finished



Aquis Park Gold CoastProfessional  
Race 3: CARBINE CLUB QUEENSLAND MAGIC MILLIONS  
MAIDEN PLATE - 1400m  
10 January 2026 - 15:26  
Track Rating: Good 4, Weather: Fine, Rail Position: True



Section	Overall	1200m	1000m	800m	600m	400m	200m						
Section Times	1:23.08 [10] (0:13.84)	1:09.24 [11] (0:11.07)	0:58.17 [13] (0:11.82)	0:46.35 [11] (0:12.02)	0:34.33 [12] (0:11.37)	0:22.96 [12] (0:11.30)	0:11.66 [14] (0:11.66)						
Average Speed [km/h]	52.2	65.1	61.3	60.1	63.1	63.7	61.7						
Top Speed [km/h]	67.6	67.1	62.7	60.8	64.4	65.3	64.8						
Avg. Dist. to Rail [m]	2.9	1.4	1.7	0.6	0.7	0.3	0.5						
Avg. Stride Freq. [Hz]	2.3	2.5	2.4	2.3	2.4	2.4	2.4						
Avg. Stride Length [m]	6.2	7.3	7.2	7.2	7.2	7.2	7.1						





Horse/Jockey Name	Machrimore
Final Rank	11
Fastest Section Time (Section)	0:10.82 (1200m)
Top Speed [km/h] (Section)	69.2 (1200m)
Race State	Finished



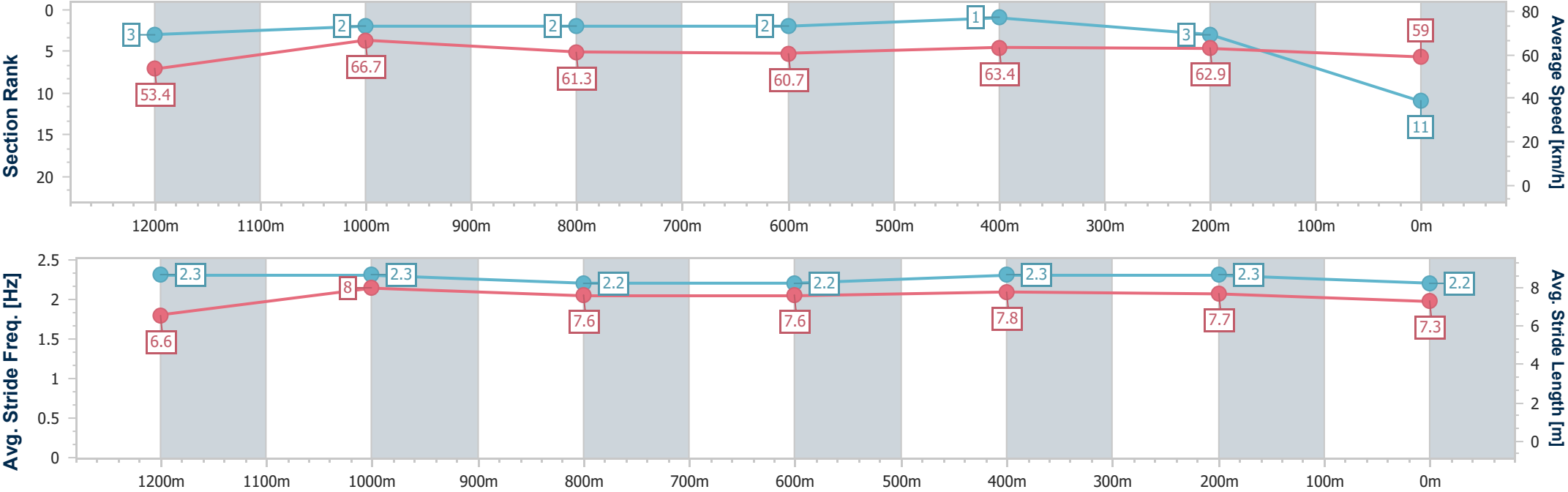
Aquis Park Gold CoastProfessional  
Race 3: CARBINE CLUB QUEENSLAND MAGIC MILLIONS  
MAIDEN PLATE - 1400m



10 January 2026 - 15:26

Track Rating: Good 4, Weather: Fine, Rail Position: True

Section	Overall	1200m	1000m	800m	600m	400m	200m						
Section Times	1:23.09 [11] (0:13.43)	1:09.66 [3] (0:10.82)	0:58.84 [2] (0:11.83)	0:47.01 [2] (0:11.94)	0:35.07 [2] (0:11.42)	0:23.65 [1] (0:11.47)	0:12.18 [3] (0:12.18)						
Average Speed [km/h]	53.4	66.7	61.3	60.7	63.4	62.9	59.0						
Top Speed [km/h]	68.7	69.2	62.9	61.2	64.0	63.6	61.5						
Avg. Dist. to Rail [m]	13.2	4.1	1.7	1.5	0.7	2.1	2.6						
Avg. Stride Freq. [Hz]	2.3	2.3	2.2	2.2	2.3	2.3	2.2						
Avg. Stride Length [m]	6.6	8.0	7.6	7.6	7.8	7.7	7.3						





Horse/Jockey Name	Agraffe Rocket
Final Rank	12
Fastest Section Time (Section)	0:10.96 (1200m)
Top Speed [km/h] (Section)	68.5 (Overall)
Race State	Finished



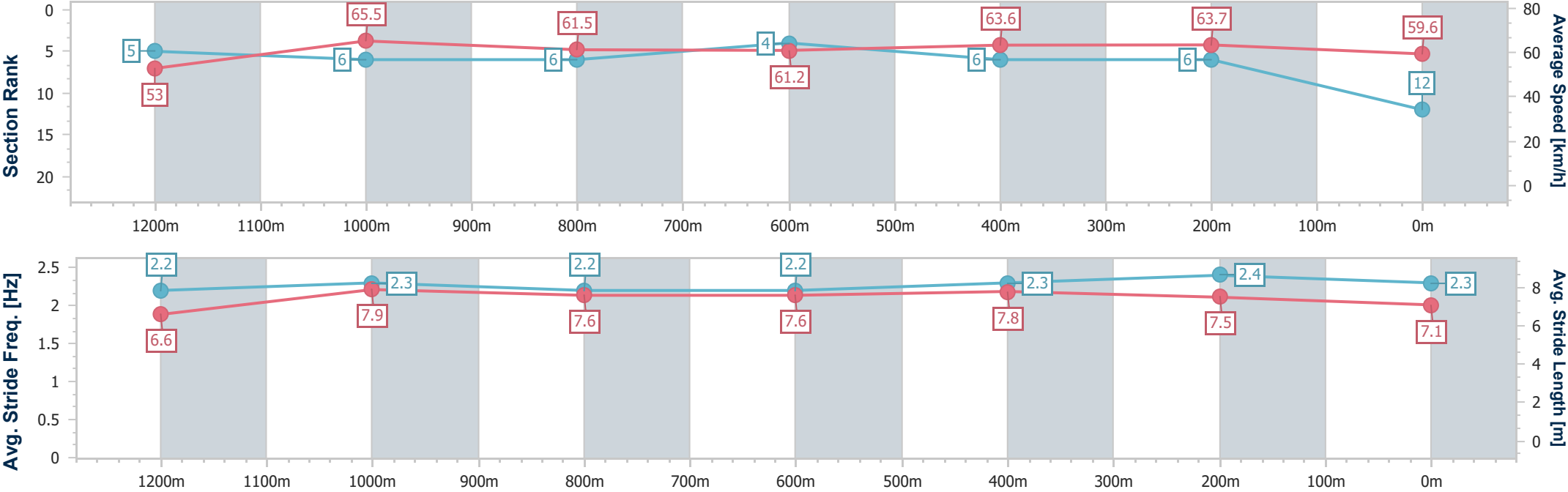
Aquis Park Gold CoastProfessional  
Race 3: CARBINE CLUB QUEENSLAND MAGIC MILLIONS  
MAIDEN PLATE - 1400m



10 January 2026 - 15:26

Track Rating: Good 4, Weather: Fine, Rail Position: True

Section	Overall	1200m	1000m	800m	600m	400m	200m						
Section Times	1:23.10 [12] (0:13.58)	1:09.52 [5] (0:10.96)	0:58.56 [6] (0:11.84)	0:46.72 [6] (0:11.87)	0:34.85 [4] (0:11.43)	0:23.42 [6] (0:11.33)	0:12.09 [6] (0:12.09)						
Average Speed [km/h]	53.0	65.5	61.5	61.2	63.6	63.7	59.6						
Top Speed [km/h]	68.5	68.0	62.2	61.9	64.7	65.3	62.7						
Avg. Dist. to Rail [m]	7.5	3.0	2.2	1.9	1.7	4.3	6.8						
Avg. Stride Freq. [Hz]	2.2	2.3	2.2	2.2	2.3	2.4	2.3						
Avg. Stride Length [m]	6.6	7.9	7.6	7.6	7.8	7.5	7.1						





Horse/Jockey Name	Difronzo
Final Rank	13
Fastest Section Time (Section)	0:11.07 (1200m)
Top Speed [km/h] (Section)	67.5 (Overall)
Race State	Finished



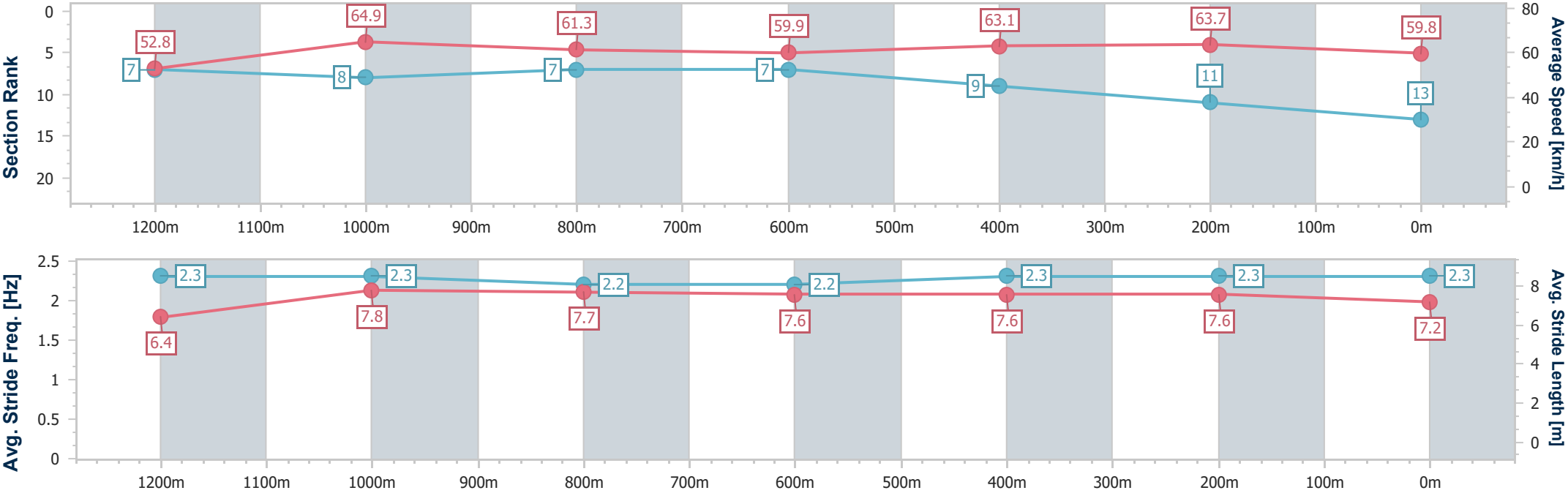
Aquis Park Gold CoastProfessional  
Race 3: CARBINE CLUB QUEENSLAND MAGIC MILLIONS  
MAIDEN PLATE - 1400m



10 January 2026 - 15:26

Track Rating: Good 4, Weather: Fine, Rail Position: True

Section	Overall	1200m	1000m	800m	600m	400m	200m						
Section Times	1:23.26 [13] (0:13.65)	1:09.61 [7] (0:11.07)	0:58.54 [8] (0:11.75)	0:46.79 [7] (0:12.04)	0:34.75 [7] (0:11.40)	0:23.35 [9] (0:11.33)	0:12.02 [11] (0:12.02)						
Average Speed [km/h]	52.8	64.9	61.3	59.9	63.1	63.7	59.8						
Top Speed [km/h]	67.5	67.5	63.6	60.6	64.2	64.9	62.3						
Avg. Dist. to Rail [m]	2.4	0.5	0.5	0.3	0.4	0.8	2.7						
Avg. Stride Freq. [Hz]	2.3	2.3	2.2	2.2	2.3	2.3	2.3						
Avg. Stride Length [m]	6.4	7.8	7.7	7.6	7.6	7.6	7.2						





Horse/Jockey Name	Cautionary Tail
Final Rank	14
Fastest Section Time (Section)	0:11.08 (1200m)
Top Speed [km/h] (Section)	67.5 (Overall)
Race State	Finished



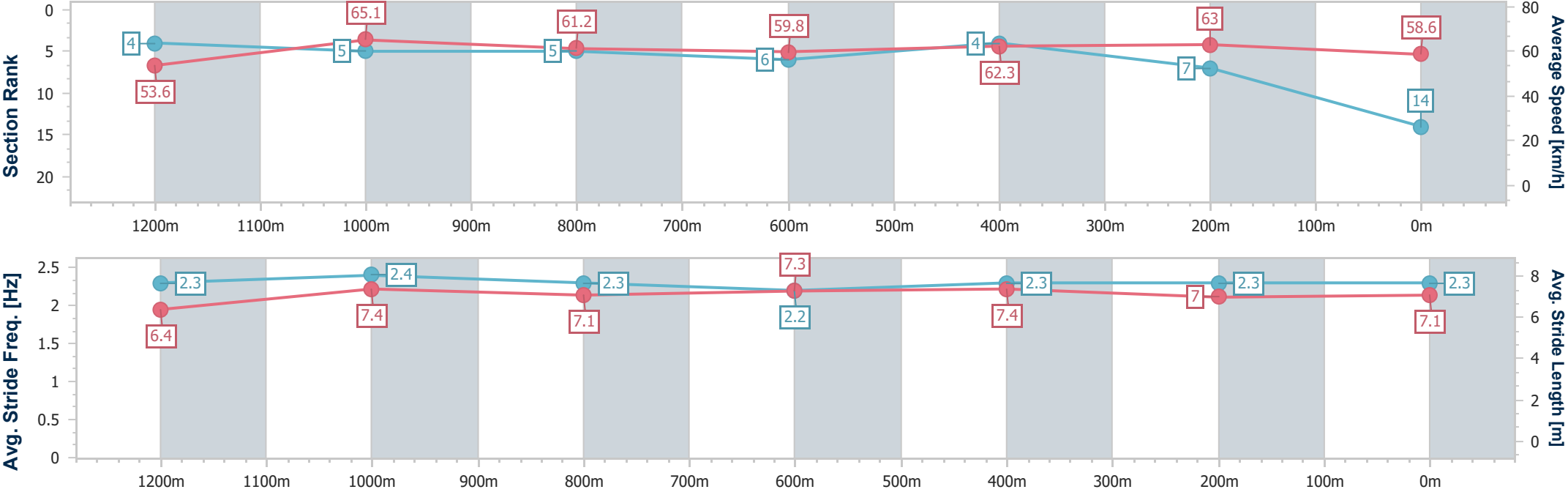
Aquis Park Gold CoastProfessional  
Race 3: CARBINE CLUB QUEENSLAND MAGIC MILLIONS  
MAIDEN PLATE - 1400m



10 January 2026 - 15:26

Track Rating: Good 4, Weather: Fine, Rail Position: True

Section	Overall	1200m	1000m	800m	600m	400m	200m						
Section Times	1:23.32 [14] (0:13.45)	1:09.87 [4] (0:11.08)	0:58.79 [5] (0:11.82)	0:46.97 [5] (0:11.97)	0:35.00 [6] (0:11.31)	0:23.69 [4] (0:11.43)	0:12.26 [7] (0:12.26)						
Average Speed [km/h]	53.6	65.1	61.2	59.8	62.3	63.0	58.6						
Top Speed [km/h]	67.5	66.9	63.3	60.7	63.2	63.6	61.2						
Avg. Dist. to Rail [m]	4.0	1.2	0.9	0.9	3.2	1.2	0.7						
Avg. Stride Freq. [Hz]	2.3	2.4	2.3	2.2	2.3	2.3	2.3						
Avg. Stride Length [m]	6.4	7.4	7.1	7.3	7.4	7.0	7.1						





Horse/Jockey Name	Koolatah Queen
Final Rank	15
Fastest Section Time (Section)	0:11.05 (1200m)
Top Speed [km/h] (Section)	67.9 (1200m)
Race State	Finished



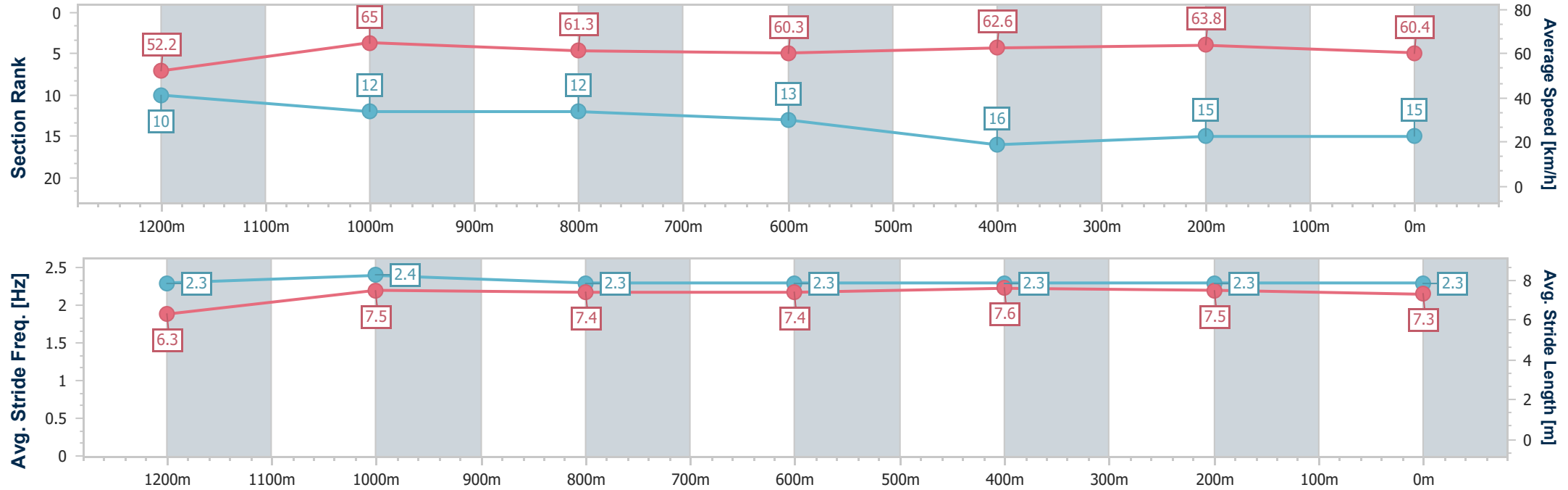
Aquis Park Gold CoastProfessional  
Race 3: CARBINE CLUB QUEENSLAND MAGIC MILLIONS  
MAIDEN PLATE - 1400m



10 January 2026 - 15:26

Track Rating: Good 4, Weather: Fine, Rail Position: True

Section	Overall	1200m	1000m	800m	600m	400m	200m						
Section Times	1:23.51 [15] (0:13.83)	1:09.68 [10] (0:11.05)	0:58.63 [12] (0:11.89)	0:46.74 [12] (0:12.03)	0:34.71 [13] (0:11.50)	0:23.21 [16] (0:11.32)	0:11.89 [15] (0:11.89)						
Average Speed [km/h]	52.2	65.0	61.3	60.3	62.6	63.8	60.4						
Top Speed [km/h]	67.5	67.9	62.6	61.7	64.8	65.0	62.4						
Avg. Dist. to Rail [m]	3.2	1.6	2.3	1.6	0.6	1.5	4.3						
Avg. Stride Freq. [Hz]	2.3	2.4	2.3	2.3	2.3	2.3	2.3						
Avg. Stride Length [m]	6.3	7.5	7.4	7.4	7.6	7.5	7.3						



[ ] Ranking at each section and finish  
-.-.- No data available at this section  
NA No data available



Horse/Jockey Name	Pierant
Final Rank	16
Fastest Section Time (Section)	0:10.86 (1200m)
Top Speed [km/h] (Section)	69.7 (1200m)
Race State	Finished



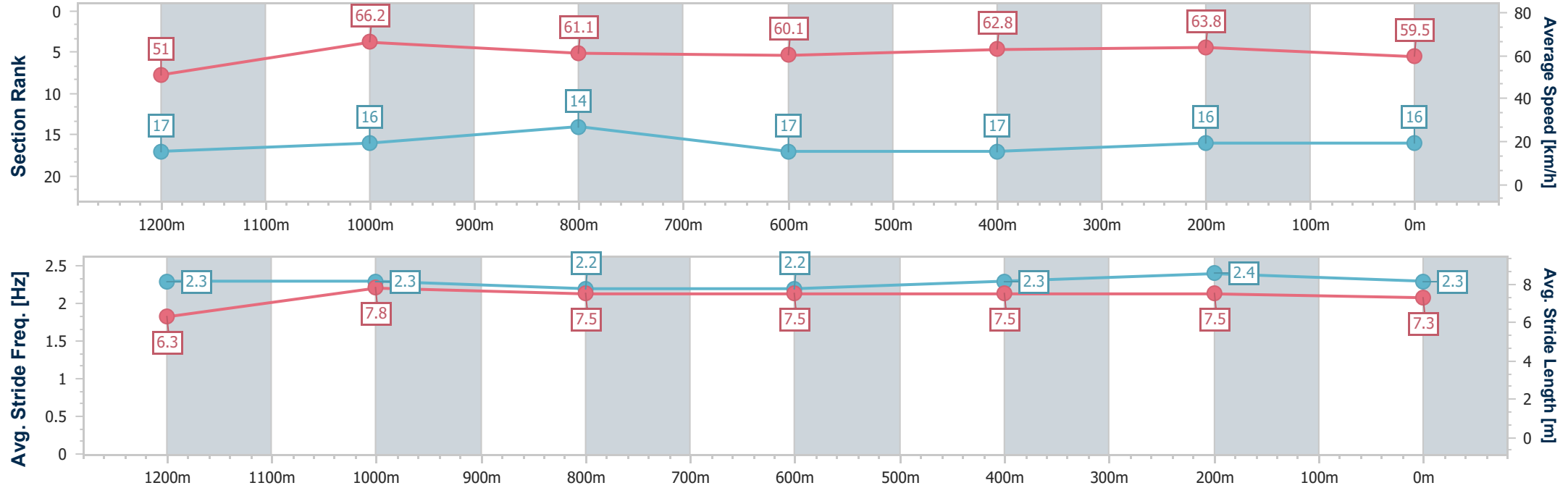
Aquis Park Gold CoastProfessional  
Race 3: CARBINE CLUB QUEENSLAND MAGIC MILLIONS  
MAIDEN PLATE - 1400m



10 January 2026 - 15:26

Track Rating: Good 4, Weather: Fine, Rail Position: True

Section	Overall	1200m	1000m	800m	600m	400m	200m						
Section Times	1:23.71 [16] (0:14.22)	1:09.49 [17] (0:10.86)	0:58.63 [16] (0:11.83)	0:46.80 [14] (0:12.02)	0:34.78 [17] (0:11.37)	0:23.41 [17] (0:11.32)	0:12.09 [16] (0:12.09)						
Average Speed [km/h]	51.0	66.2	61.1	60.1	62.8	63.8	59.5						
Top Speed [km/h]	67.7	69.7	62.2	61.2	64.9	65.6	62.4						
Avg. Dist. to Rail [m]	10.6	0.7	0.7	0.5	0.9	1.0	3.3						
Avg. Stride Freq. [Hz]	2.3	2.3	2.2	2.2	2.3	2.4	2.3						
Avg. Stride Length [m]	6.3	7.8	7.5	7.5	7.5	7.5	7.3						





Horse/Jockey Name	Reconciliate
Final Rank	17
Fastest Section Time (Section)	0:11.03 (1200m)
Top Speed [km/h] (Section)	66.8 (1200m)
Race State	Finished



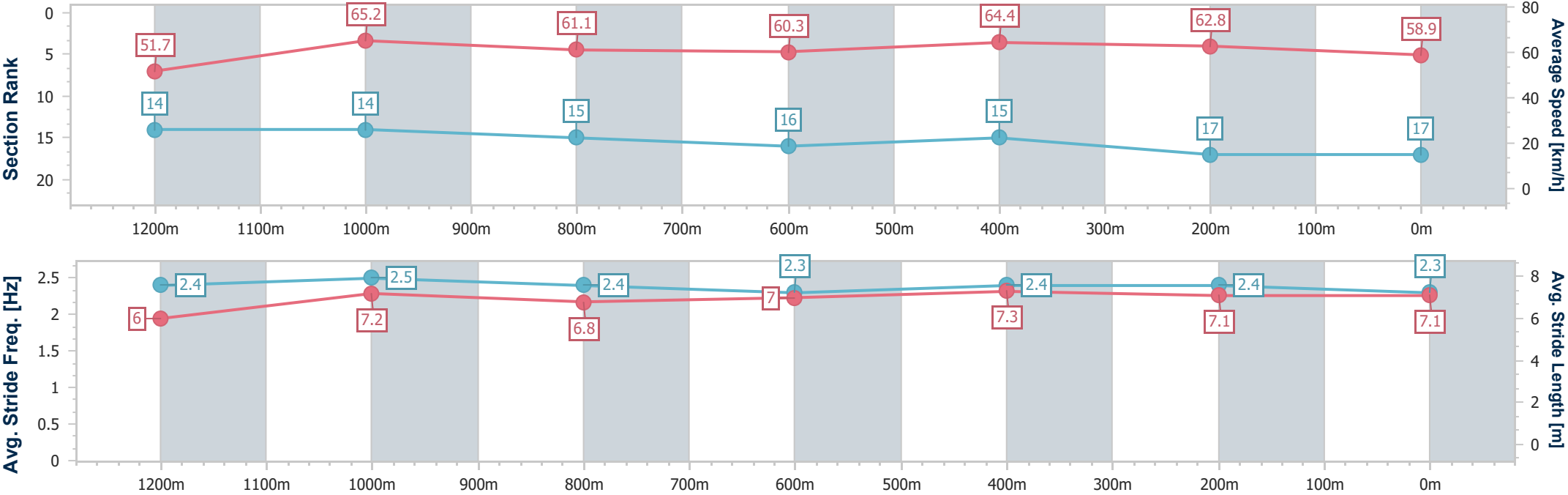
Aquis Park Gold CoastProfessional  
Race 3: CARBINE CLUB QUEENSLAND MAGIC MILLIONS  
MAIDEN PLATE - 1400m



10 January 2026 - 15:26

Track Rating: Good 4, Weather: Fine, Rail Position: True

Section	Overall	1200m	1000m	800m	600m	400m	200m						
Section Times	1:23.93 [17] (0:13.98)	1:09.95 [14] (0:11.03)	0:58.92 [14] (0:11.91)	0:47.01 [15] (0:12.00)	0:35.01 [16] (0:11.31)	0:23.70 [15] (0:11.50)	0:12.20 [17] (0:12.20)						
Average Speed [km/h]	51.7	65.2	61.1	60.3	64.4	62.8	58.9						
Top Speed [km/h]	65.9	66.8	62.2	61.7	65.2	64.0	61.5						
Avg. Dist. to Rail [m]	3.7	2.3	2.2	1.8	1.5	3.9	6.6						
Avg. Stride Freq. [Hz]	2.4	2.5	2.4	2.3	2.4	2.4	2.3						
Avg. Stride Length [m]	6.0	7.2	6.8	7.0	7.3	7.1	7.1						





**Aquis Park Gold Coast Professional**  
**Race 4: EXPERIENCE GOLD COAST MAGIC MILLIONS RISING STARS**  
**3YO & 4YO Fillies & Mares Class 4 Plate - 1300m**  
**10 January 2026 - 16:06**



Track Rating: Good 4, Weather: Fine, Rail Position: True

Section		Overall				1200m	1000m	800m	600m	400m	Last 600m	
Field Times		1:15.26				1:07.37	0:56.55	0:45.44	0:33.97	0:22.75	0:33.97	
		(0:07.89)				(0:10.82)	(0:11.11)	(0:11.47)	(0:11.22)	(0:11.23)		
Rank	TAB	Horse/Jockey	Barrier	Top Speed [km/h]	Fastest Section							Distance Travelled [m]
1	1	POSTER GIRL	5	66.9	0:07.89	1:15.26 [1]	1:07.37 [1]	0:56.37 [3]	0:45.07 [3]	0:33.64 [3]	0:22.44 [3]	0:33.64
		Martin Harley		400m	Overall	(0:07.89)	(0:11.00)	(0:11.30)	(0:11.43)	(0:11.20)	(0:11.02)	
2	8	SCRIPTED	9	70.3	0:08.21	1:15.34 [2]	1:07.13 [7]	0:56.45 [3]	0:45.04 [5]	0:33.62 [5]	0:22.39 [4]	0:33.62 +3
		Andrew Mallyon		1200m	Overall	(0:08.21)	(0:10.68)	(0:11.41)	(0:11.42)	(0:11.23)	(0:11.06)	
3	4	YES LULU	10	68.2	0:08.38	1:15.44 [3]	1:07.06 [9]	0:55.88 [9]	0:44.50 [10]	0:33.15 [10]	0:22.26 [8]	0:33.15 +2
		Tommy Berry		600m	Overall	(0:08.38)	(0:11.18)	(0:11.38)	(0:11.35)	(0:10.89)	(0:10.90)	
4	11	SOUTHERN HEIRESS	8	67.8	0:07.93	1:15.46 [4]	1:07.53 [2]	0:56.70 [2]	0:45.45 [2]	0:34.04 [2]	0:22.74 [2]	0:34.04 +4
		James McDonald		1200m	Overall	(0:07.93)	(0:10.83)	(0:11.25)	(0:11.41)	(0:11.30)	(0:11.17)	
5	6	MAMUSHKA	6	68.2	0:07.98	1:15.51 [5]	1:07.53 [3]	0:56.80 [1]	0:45.69 [1]	0:34.22 [1]	0:23.00 [1]	0:34.22 -3
		Zac Lloyd		1200m	Overall	(0:07.98)	(0:10.73)	(0:11.11)	(0:11.47)	(0:11.22)	(0:11.23)	
6	5	PIERATA'S GEM	2	65.8	0:08.05	1:15.60 [6]	1:07.55 [4]	0:56.46 [6]	0:45.12 [7]	0:33.74 [7]	0:22.60 [5]	0:33.74 -1
		Cejay Graham		1200m	Overall	(0:08.05)	(0:11.09)	(0:11.34)	(0:11.38)	(0:11.14)	(0:11.20)	
7	2	MISS KIM KAR	11	67.1	0:08.64	1:15.84 [7]	1:07.20 [11]	0:56.02 [11]	0:44.76 [11]	0:33.39 [11]	0:22.39 [11]	0:33.39 +1
		Rachel King		400m	Overall	(0:08.64)	(0:11.18)	(0:11.26)	(0:11.37)	(0:11.00)	(0:10.96)	
8	10	ALTERNATUM	7	65.9	0:08.47	1:15.85 [8]	1:07.38 [10]	0:56.23 [10]	0:45.00 [9]	0:33.64 [9]	0:22.56 [10]	0:33.64 -2
		Ethan Brown		1200m	Overall	(0:08.47)	(0:11.15)	(0:11.23)	(0:11.36)	(0:11.08)	(0:11.09)	
9	3	USEAPIN	3	68.0	0:08.27	1:16.21 [9]	1:07.94 [8]	0:57.02 [7]	0:45.80 [6]	0:34.43 [6]	0:23.16 [7]	0:34.43 +0
		Damian Lane		1200m	Overall	(0:08.27)	(0:10.92)	(0:11.22)	(0:11.37)	(0:11.27)	(0:11.23)	
10	7	ATELIER	4	66.4	0:08.19	1:16.87 [10]	1:08.68 [6]	0:57.53 [8]	0:46.16 [8]	0:34.71 [8]	0:23.60 [9]	0:34.71 +2
		Tom Sherry		600m	Overall	(0:08.19)	(0:11.15)	(0:11.37)	(0:11.45)	(0:11.11)	(0:11.34)	

Scratched: Hiatus (#9)

Report Created: Sat 10 January 2026 16:31 GMT+1 (Note: Timing is based on position data)

Page 1/15

[ ] Ranking at each section and finish  
-:-:- No data available at this section  
NA No data available

SCN Saddle cloth number  
DNF Did not finish  
DNT Did not track

data processed by  TRIPLESDATA



**Aquis Park Gold Coast Professional**  
**Race 4: EXPERIENCE GOLD COAST MAGIC MILLIONS RISING STARS**  
**3YO & 4YO Fillies & Mares Class 4 Plate - 1300m**  
**10 January 2026 - 16:06**



Track Rating: Good 4, Weather: Fine, Rail Position: True

Section					Overall	1200m	1000m	800m	600m	400m	Last 600m		
Field Times					1:15.26 (0:07.89)	1:07.37 (0:10.82)	0:56.55 (0:11.11)	0:45.44 (0:11.47)	0:33.97 (0:11.22)	0:22.75 (0:11.23)	0:33.97		
Rank	TAB	Horse/Jockey	Barrier	Top Speed [km/h]	Fastest Section								Distance Travelled [m]
11	12	KICKUPHIGH	1	67.6	0:08.06	1:17.18 [11]	1:09.12 [5]	0:58.23 [5]	0:46.96 [4]	0:35.52 [4]	0:24.15 [6]	0:35.52	-1
		Kyle Wilson-Taylor		1200m	Overall	(0:08.06)	(0:10.89)	(0:11.27)	(0:11.44)	(0:11.37)	(0:11.67)		

Scratched: Hiatus (#9)



**Aquis Park Gold Coast Professional**  
**Race 4: EXPERIENCE GOLD COAST MAGIC MILLIONS RISING STARS**  
**3YO & 4YO Fillies & Mares Class 4 Plate - 1300m**  
**10 January 2026 - 16:06**



Track Rating: Good 4, Weather: Fine, Rail Position: True

Section		Field Times		200m		Last 600m	
				0:11.52 (0:11.52)		0:33.97	
Rank	TAB	Horse/Jockey	Barrier	Top Speed [km/h]	Fastest Section	Margin	Distance Travelled [m]
1	1	POSTER GIRL	5	66.9	0:07.89	0:11.42 [2]	1:15.26
		Martin Harley		400m	Overall	(0:11.42)	0:33.64
2	8	SCRIPTED	9	70.3	0:08.21	0:11.33 [4]	0.45L
		Andrew Mallyon		1200m	Overall	(0:11.33)	0:33.62 +3
3	4	YES LULU	10	68.2	0:08.38	0:11.36 [5]	1.05L
		Tommy Berry		600m	Overall	(0:11.36)	0:33.15 +2
4	11	SOUTHERN HEIRESS	8	67.8	0:07.93	0:11.57 [3]	1.15L
		James McDonald		1200m	Overall	(0:11.57)	0:34.04 +4
5	6	MAMUSHKA	6	68.2	0:07.98	0:11.77 [1]	1.47L
		Zac Lloyd		1200m	Overall	(0:11.77)	0:34.22 -3
6	5	PIERATA'S GEM	2	65.8	0:08.05	0:11.40 [6]	2.02L
		Cejay Graham		1200m	Overall	(0:11.40)	0:33.74 -1
7	2	MISS KIM KAR	11	67.1	0:08.64	0:11.43 [9]	3.43L
		Rachel King		400m	Overall	(0:11.43)	0:33.39 +1
8	10	ALTERNATUM	7	65.9	0:08.47	0:11.47 [8]	3.45L
		Ethan Brown		1200m	Overall	(0:11.47)	0:33.64 -2
9	3	USEAPIN	3	68.0	0:08.27	0:11.93 [7]	5.59L
		Damian Lane		1200m	Overall	(0:11.93)	0:34.43 +0
10	7	ATELIER	4	66.4	0:08.19	0:12.26 [10]	9.45L
		Tom Sherry		600m	Overall	(0:12.26)	0:34.71 +2

Scratched: Hiatus (#9)

Report Created: Sat 10 January 2026 16:31 GMT+1 (Note: Timing is based on position data)

Page 3/15

[ ] Ranking at each section and finish  
-:-:- No data available at this section  
NA No data available

SCN Saddle cloth number  
DNF Did not finish  
DNT Did not track

data processed by TRIPLESDATA



**Aquis Park Gold Coast Professional**  
**Race 4: EXPERIENCE GOLD COAST MAGIC MILLIONS RISING STARS**  
**3YO & 4YO Fillies & Mares Class 4 Plate - 1300m**  
**10 January 2026 - 16:06**



Track Rating: Good 4, Weather: Fine, Rail Position: True

Section						200m	Last 600m		
Field Times						0:11.52 (0:11.52)	0:33.97		
Rank	TAB	Horse/Jockey	Barrier	Top Speed [km/h]	Fastest Section	Margin	Distance Travelled [m]		
11	12	KICKUPHIGH	1	67.6	0:08.06	0:12.48 [11]	11.27L	0:35.52	-1
		Kyle Wilson-Taylor		1200m	Overall	(0:12.48)			

Scratched: Hiatus (#9)



Horse/Jockey Name	Poster Girl
Final Rank	1
Fastest Section Time (Section)	0:07.89 (Overall)
Top Speed [km/h] (Section)	66.9 (400m)
Race State	Finished



Aquis Park Gold CoastProfessional

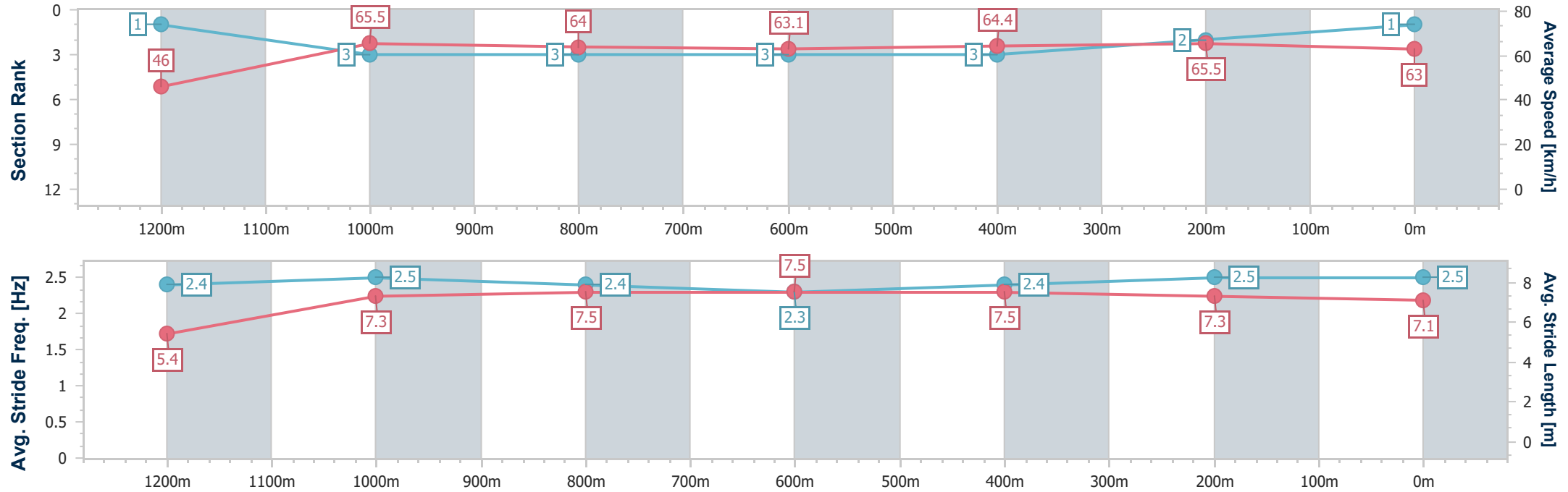
Race 4: EXPERIENCE GOLD COAST MAGIC MILLIONS RISING STARS 3YO & 4YO Fillies & Mares Class 4 Plate - 1300m

10 January 2026 - 16:06

Track Rating: Good 4, Weather: Fine, Rail Position: True

AQUIS PARK  
HOME OF THE GOLD COAST  
TRIP CLUB & RIVET COUNTRY

Section	Overall	1200m	1000m	800m	600m	400m	200m						
Section Times	1:15.26 [1] (0:07.89)	1:07.37 [1] (0:11.00)	0:56.37 [3] (0:11.30)	0:45.07 [3] (0:11.43)	0:33.64 [3] (0:11.20)	0:22.44 [3] (0:11.02)	0:11.42 [2] (0:11.42)						
Average Speed [km/h]	46.0	65.5	64.0	63.1	64.4	65.5	63.0						
Top Speed [km/h]	62.6	66.5	65.5	63.9	65.8	66.9	64.9						
Avg. Dist. to Rail [m]	5.1	0.9	1.0	1.4	0.3	0.6	0.8						
Avg. Stride Freq. [Hz]	2.4	2.5	2.4	2.3	2.4	2.5	2.5						
Avg. Stride Length [m]	5.4	7.3	7.5	7.5	7.5	7.3	7.1						





Horse/Jockey Name	Scripted
Final Rank	2
Fastest Section Time (Section)	0:08.21 (Overall)
Top Speed [km/h] (Section)	70.3 (1200m)
Race State	Finished



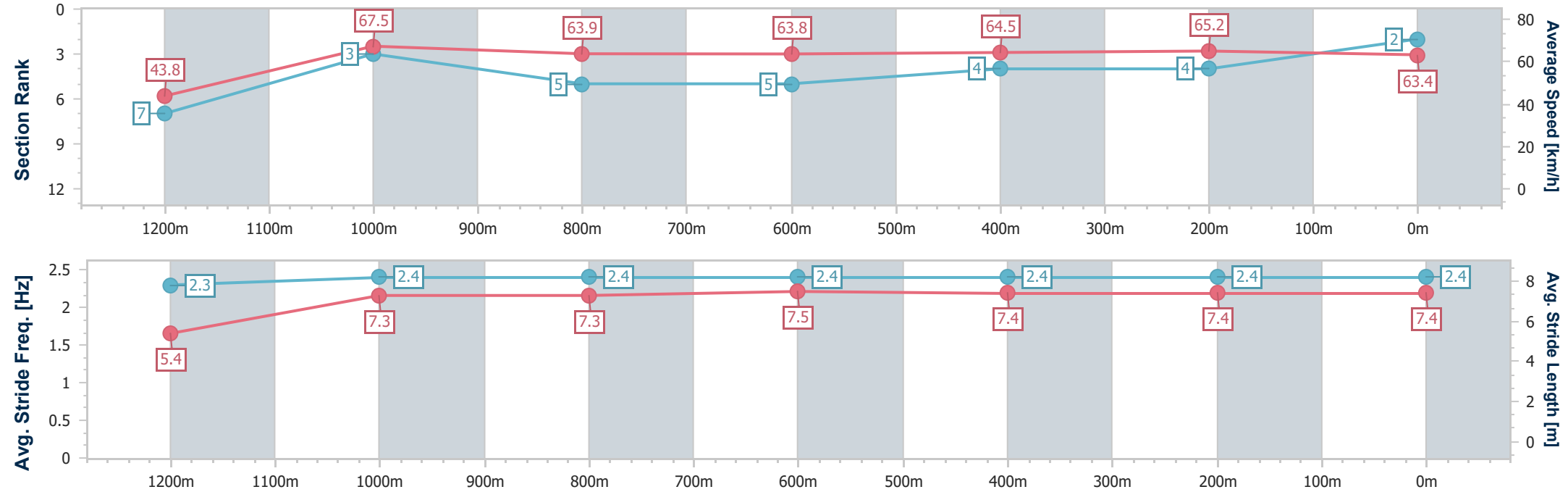
Aquis Park Gold CoastProfessional

Race 4: EXPERIENCE GOLD COAST MAGIC MILLIONS RISING STARS 3YO & 4YO Fillies & Mares Class 4 Plate - 1300m

10 January 2026 - 16:06

Track Rating: Good 4, Weather: Fine, Rail Position: True

Section	Overall	1200m	1000m	800m	600m	400m	200m						
Section Times	1:15.34 [2] (0:08.21)	1:07.13 [7] (0:10.68)	0:56.45 [3] (0:11.41)	0:45.04 [5] (0:11.42)	0:33.62 [5] (0:11.23)	0:22.39 [4] (0:11.06)	0:11.33 [4] (0:11.33)						
Average Speed [km/h]	43.8	67.5	63.9	63.8	64.5	65.2	63.4						
Top Speed [km/h]	63.0	70.3	65.6	64.7	65.7	66.6	64.8						
Avg. Dist. to Rail [m]	8.9	4.3	2.5	2.5	0.8	2.3	3.3						
Avg. Stride Freq. [Hz]	2.3	2.4	2.4	2.4	2.4	2.4	2.4						
Avg. Stride Length [m]	5.4	7.3	7.3	7.5	7.4	7.4	7.4						



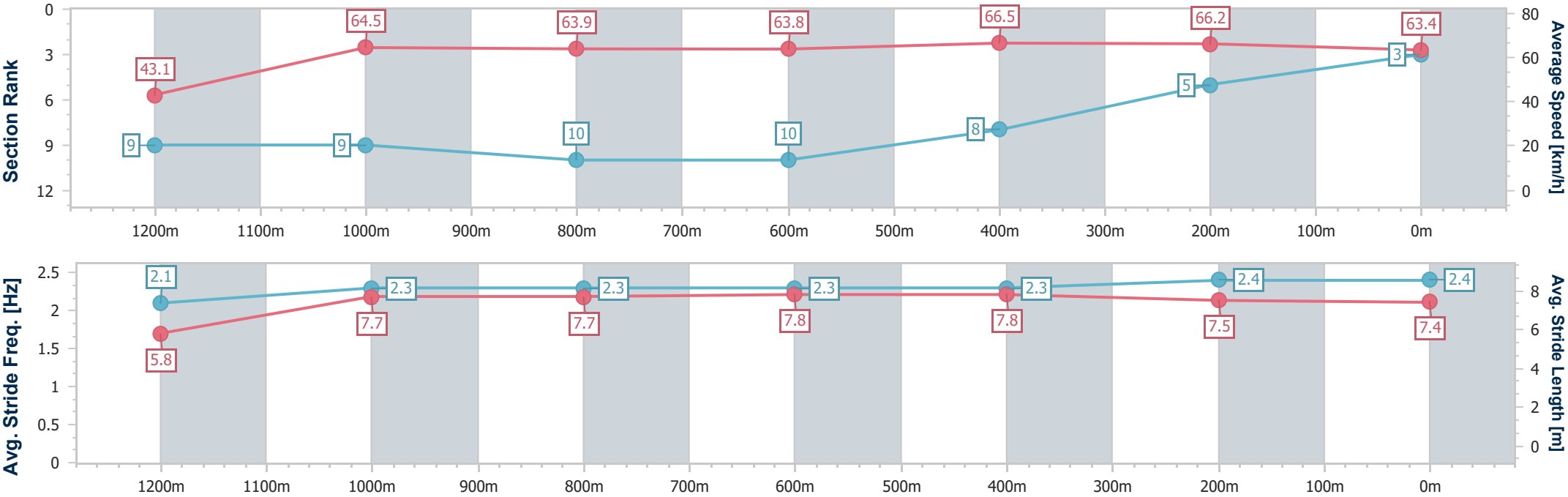


Horse/Jockey Name	Yes Lulu
Final Rank	3
Fastest Section Time (Section)	0:08.38 (Overall)
Top Speed [km/h] (Section)	68.2 (600m)
Race State	Finished



Aquis Park Gold CoastProfessional  
Race 4: EXPERIENCE GOLD COAST MAGIC MILLIONS RISING STARS 3YO & 4YO Fillies & Mares Class 4 Plate - 1300m  
10 January 2026 - 16:06  
Track Rating: Good 4, Weather: Fine, Rail Position: True

Section	Overall	1200m	1000m	800m	600m	400m	200m						
Section Times	1:15.44 [3] (0:08.38)	1:07.06 [9] (0:11.18)	0:55.88 [9] (0:11.38)	0:44.50 [10] (0:11.35)	0:33.15 [10] (0:10.89)	0:22.26 [8] (0:10.90)	0:11.36 [5] (0:11.36)						
Average Speed [km/h]	43.1	64.5	63.9	63.8	66.5	66.2	63.4						
Top Speed [km/h]	60.9	65.9	65.2	64.3	68.2	67.7	66.4						
Avg. Dist. to Rail [m]	10.8	4.1	2.0	1.7	1.0	3.2	4.1						
Avg. Stride Freq. [Hz]	2.1	2.3	2.3	2.3	2.3	2.4	2.4						
Avg. Stride Length [m]	5.8	7.7	7.7	7.8	7.8	7.5	7.4						



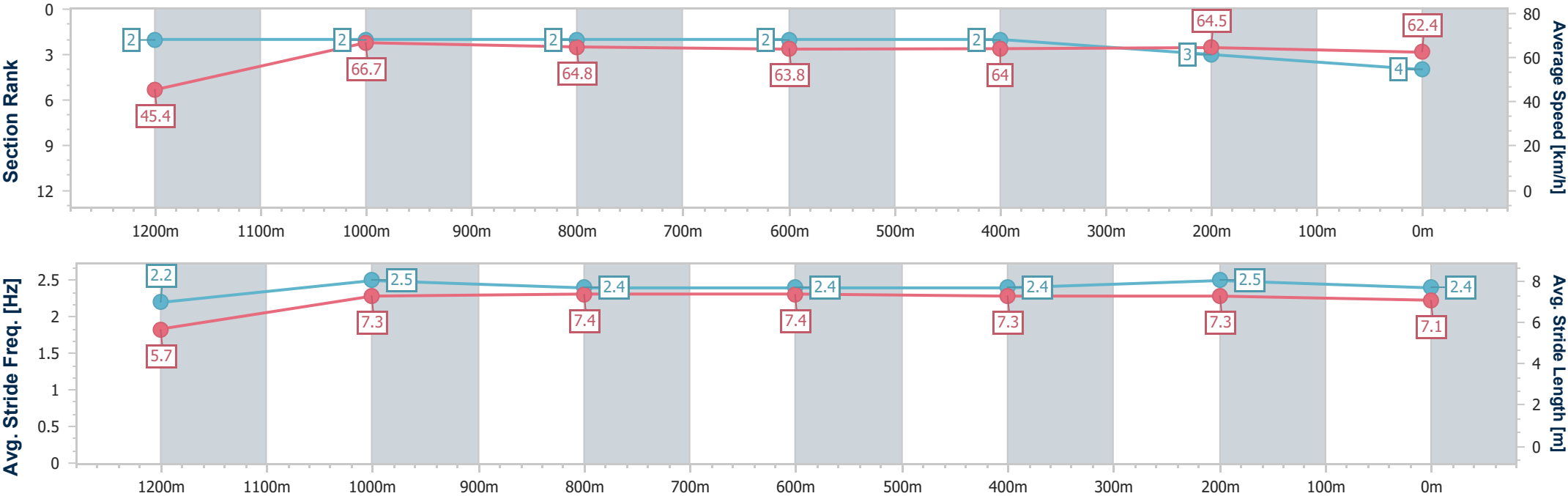


Horse/Jockey Name	Southern Heiress
Final Rank	4
Fastest Section Time (Section)	0:07.93 (Overall)
Top Speed [km/h] (Section)	67.8 (1200m)
Race State	Finished



Aquis Park Gold CoastProfessional  
Race 4: EXPERIENCE GOLD COAST MAGIC MILLIONS RISING STARS 3YO & 4YO Fillies & Mares Class 4 Plate - 1300m  
10 January 2026 - 16:06  
Track Rating: Good 4, Weather: Fine, Rail Position: True

Section	Overall	1200m	1000m	800m	600m	400m	200m						
Section Times	1:15.46 [4] (0:07.93)	1:07.53 [2] (0:10.83)	0:56.70 [2] (0:11.25)	0:45.45 [2] (0:11.41)	0:34.04 [2] (0:11.30)	0:22.74 [2] (0:11.17)	0:11.57 [3] (0:11.57)						
Average Speed [km/h]	45.4	66.7	64.8	63.8	64.0	64.5	62.4						
Top Speed [km/h]	62.9	67.8	66.6	66.4	64.8	65.5	63.5						
Avg. Dist. to Rail [m]	8.9	5.0	2.3	3.4	1.1	0.7	0.7						
Avg. Stride Freq. [Hz]	2.2	2.5	2.4	2.4	2.4	2.5	2.4						
Avg. Stride Length [m]	5.7	7.3	7.4	7.4	7.3	7.3	7.1						





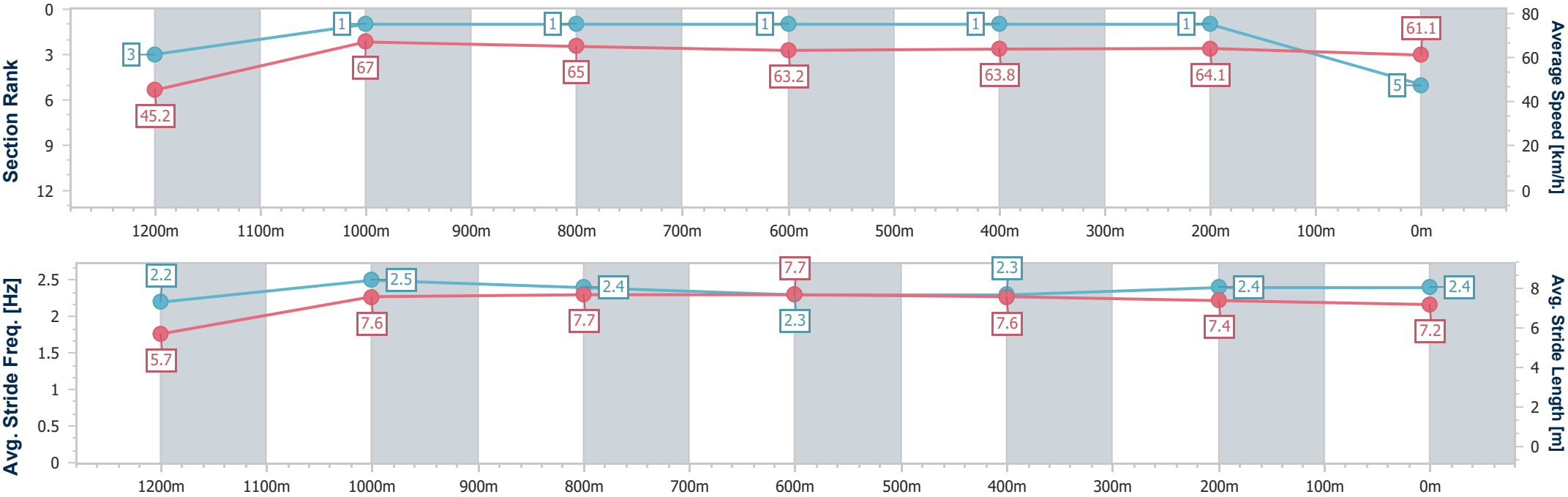
Horse/Jockey Name	Mamushka
Final Rank	5
Fastest Section Time (Section)	0:07.98 (Overall)
Top Speed [km/h] (Section)	68.2 (1200m)
Race State	Finished



Aquis Park Gold CoastProfessional  
Race 4: EXPERIENCE GOLD COAST MAGIC MILLIONS RISING STARS 3YO & 4YO Fillies & Mares Class 4 Plate - 1300m  
10 January 2026 - 16:06  
Track Rating: Good 4, Weather: Fine, Rail Position: True



Section	Overall	1200m	1000m	800m	600m	400m	200m						
Section Times	1:15.51 [5] (0:07.98)	1:07.53 [3] (0:10.73)	0:56.80 [1] (0:11.11)	0:45.69 [1] (0:11.47)	0:34.22 [1] (0:11.22)	0:23.00 [1] (0:11.23)	0:11.77 [1] (0:11.77)						
Average Speed [km/h]	45.2	67.0	65.0	63.2	63.8	64.1	61.1						
Top Speed [km/h]	64.1	68.2	67.5	63.6	64.8	64.9	62.6						
Avg. Dist. to Rail [m]	6.8	3.0	1.0	0.8	0.7	0.6	0.6						
Avg. Stride Freq. [Hz]	2.2	2.5	2.4	2.3	2.3	2.4	2.4						
Avg. Stride Length [m]	5.7	7.6	7.7	7.7	7.6	7.4	7.2						



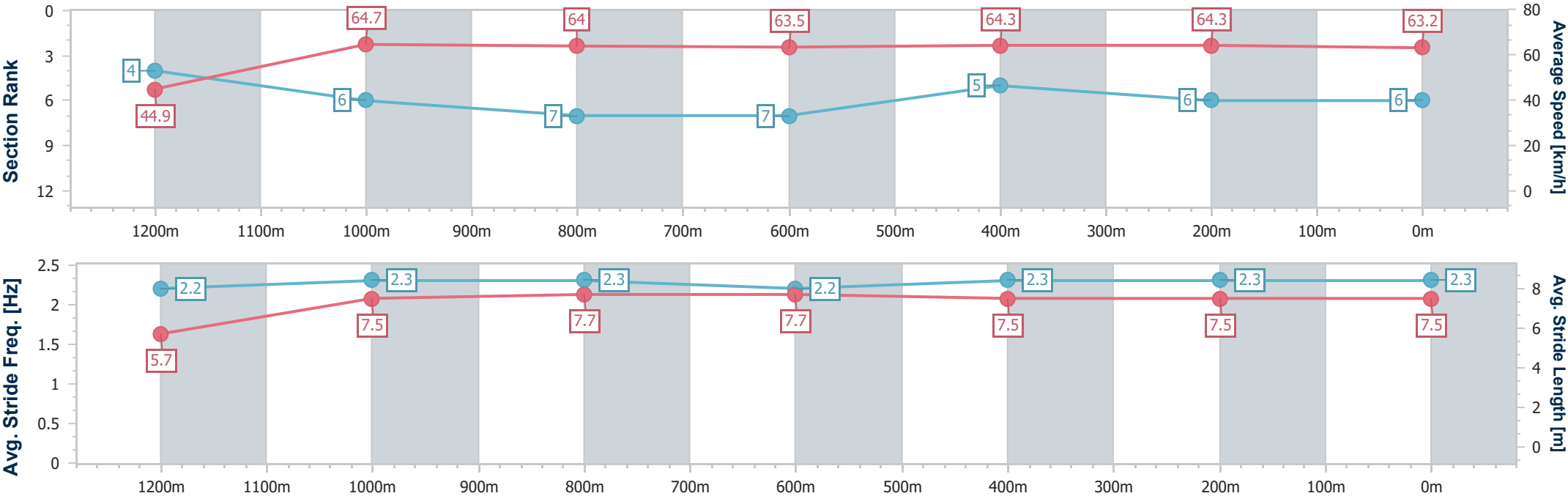


Horse/Jockey Name	Pierata's Gem
Final Rank	6
Fastest Section Time (Section)	0:08.05 (Overall)
Top Speed [km/h] (Section)	65.8 (1200m)
Race State	Finished



Aquis Park Gold CoastProfessional  
Race 4: EXPERIENCE GOLD COAST MAGIC MILLIONS RISING STARS 3YO & 4YO Fillies & Mares Class 4 Plate - 1300m  
10 January 2026 - 16:06  
Track Rating: Good 4, Weather: Fine, Rail Position: True

Section	Overall	1200m	1000m	800m	600m	400m	200m						
Section Times	1:15.60 [6] (0:08.05)	1:07.55 [4] (0:11.09)	0:56.46 [6] (0:11.34)	0:45.12 [7] (0:11.38)	0:33.74 [7] (0:11.14)	0:22.60 [5] (0:11.20)	0:11.40 [6] (0:11.40)						
Average Speed [km/h]	44.9	64.7	64.0	63.5	64.3	64.3	63.2						
Top Speed [km/h]	63.2	65.8	65.0	65.0	65.4	65.5	64.6						
Avg. Dist. to Rail [m]	3.3	1.8	1.3	0.7	0.5	1.1	1.2						
Avg. Stride Freq. [Hz]	2.2	2.3	2.3	2.2	2.3	2.3	2.3						
Avg. Stride Length [m]	5.7	7.5	7.7	7.7	7.5	7.5	7.5						



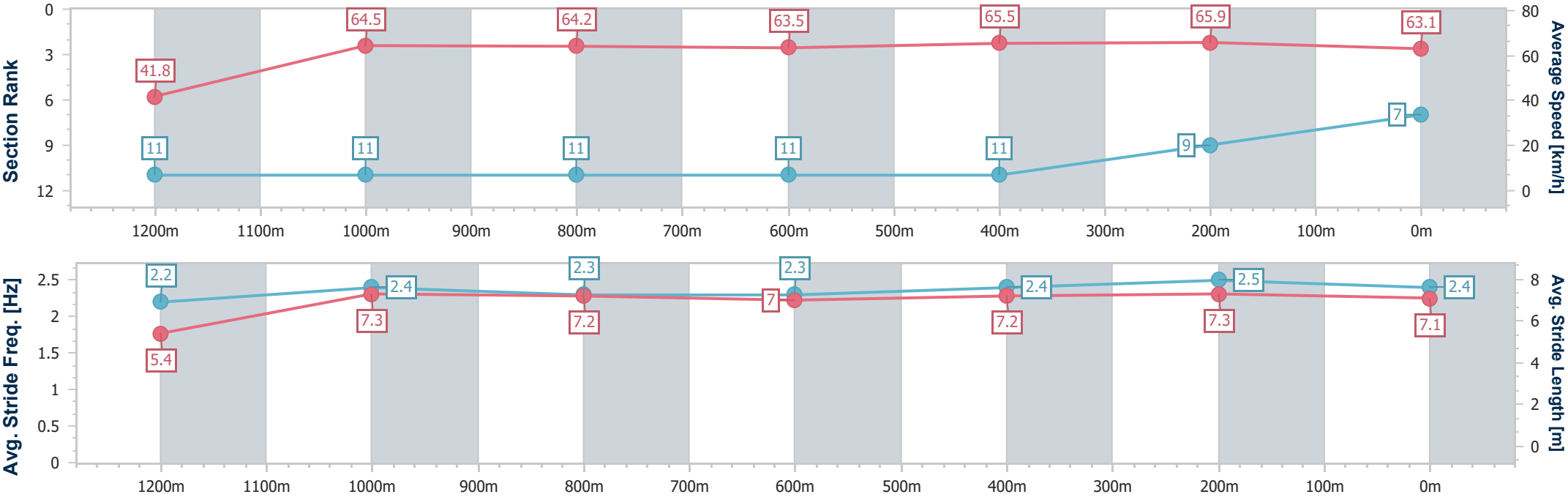


Horse/Jockey Name	Miss Kim Kar
Final Rank	7
Fastest Section Time (Section)	0:08.64 (Overall)
Top Speed [km/h] (Section)	67.1 (400m)
Race State	Finished



Aquis Park Gold CoastProfessional  
Race 4: EXPERIENCE GOLD COAST MAGIC MILLIONS RISING STARS 3YO & 4YO Fillies & Mares Class 4 Plate - 1300m  
10 January 2026 - 16:06  
Track Rating: Good 4, Weather: Fine, Rail Position: True

Section	Overall	1200m	1000m	800m	600m	400m	200m						
Section Times	1:15.84 [7] (0:08.64)	1:07.20 [11] (0:11.18)	0:56.02 [11] (0:11.26)	0:44.76 [11] (0:11.37)	0:33.39 [11] (0:11.00)	0:22.39 [11] (0:10.96)	0:11.43 [9] (0:11.43)						
Average Speed [km/h]	41.8	64.5	64.2	63.5	65.5	65.9	63.1						
Top Speed [km/h]	60.3	65.8	65.4	64.7	66.5	67.1	64.4						
Avg. Dist. to Rail [m]	9.7	2.6	1.0	0.7	0.7	4.4	5.0						
Avg. Stride Freq. [Hz]	2.2	2.4	2.3	2.3	2.4	2.5	2.4						
Avg. Stride Length [m]	5.4	7.3	7.2	7.0	7.2	7.3	7.1						





Horse/Jockey Name	Altermatum
Final Rank	8
Fastest Section Time (Section)	0:08.47 (Overall)
Top Speed [km/h] (Section)	65.9 (1200m)
Race State	Finished



Aquis Park Gold CoastProfessional

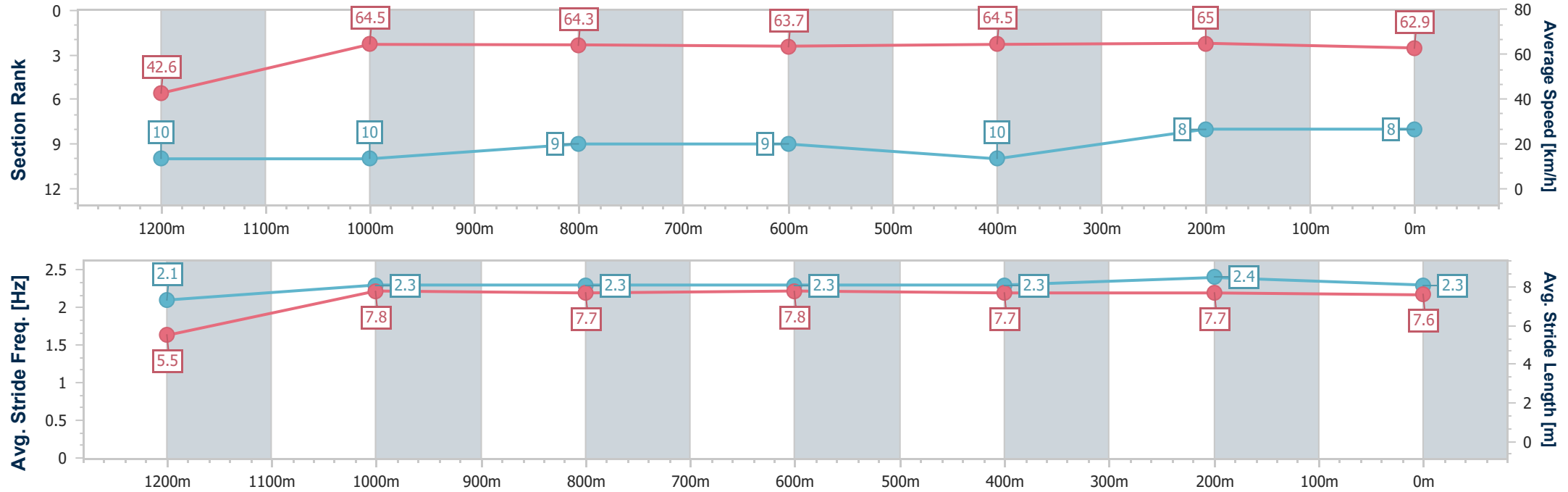
Race 4: EXPERIENCE GOLD COAST MAGIC MILLIONS RISING STARS 3YO & 4YO Fillies & Mares Class 4 Plate - 1300m

10 January 2026 - 16:06

Track Rating: Good 4, Weather: Fine, Rail Position: True



Section	Overall	1200m	1000m	800m	600m	400m	200m						
Section Times	1:15.85 [8] (0:08.47)	1:07.38 [10] (0:11.15)	0:56.23 [10] (0:11.23)	0:45.00 [9] (0:11.36)	0:33.64 [9] (0:11.08)	0:22.56 [10] (0:11.09)	0:11.47 [8] (0:11.47)						
Average Speed [km/h]	42.6	64.5	64.3	63.7	64.5	65.0	62.9						
Top Speed [km/h]	61.2	65.9	65.5	64.4	65.8	65.5	64.2						
Avg. Dist. to Rail [m]	6.4	1.3	0.7	0.9	0.7	1.7	2.6						
Avg. Stride Freq. [Hz]	2.1	2.3	2.3	2.3	2.3	2.4	2.3						
Avg. Stride Length [m]	5.5	7.8	7.7	7.8	7.7	7.7	7.6						



- [ ] Ranking at each section and finish
- .-.- No data available at this section
- NA No data available

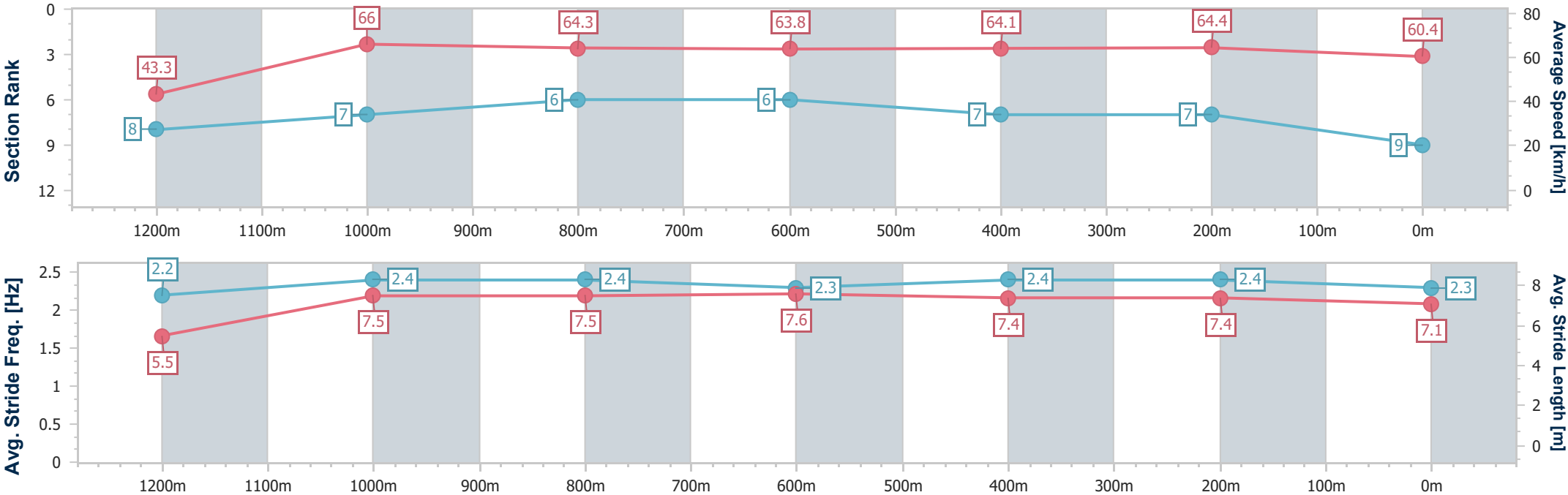


Horse/Jockey Name	Useapin
Final Rank	9
Fastest Section Time (Section)	0:08.27 (Overall)
Top Speed [km/h] (Section)	68.0 (1200m)
Race State	Finished



Aquis Park Gold CoastProfessional  
Race 4: EXPERIENCE GOLD COAST MAGIC MILLIONS RISING STARS 3YO & 4YO Fillies & Mares Class 4 Plate - 1300m  
10 January 2026 - 16:06  
Track Rating: Good 4, Weather: Fine, Rail Position: True

Section	Overall	1200m	1000m	800m	600m	400m	200m						
Section Times	1:16.21 [9] (0:08.27)	1:07.94 [8] (0:10.92)	0:57.02 [7] (0:11.22)	0:45.80 [6] (0:11.37)	0:34.43 [6] (0:11.27)	0:23.16 [7] (0:11.23)	0:11.93 [7] (0:11.93)						
Average Speed [km/h]	43.3	66.0	64.3	63.8	64.1	64.4	60.4						
Top Speed [km/h]	63.0	68.0	65.9	64.6	64.9	65.2	63.0						
Avg. Dist. to Rail [m]	3.9	1.2	0.9	1.9	0.9	1.0	1.0						
Avg. Stride Freq. [Hz]	2.2	2.4	2.4	2.3	2.4	2.4	2.3						
Avg. Stride Length [m]	5.5	7.5	7.5	7.6	7.4	7.4	7.1						





Horse/Jockey Name	Atelier
Final Rank	10
Fastest Section Time (Section)	0:08.19 (Overall)
Top Speed [km/h] (Section)	66.4 (600m)
Race State	Finished



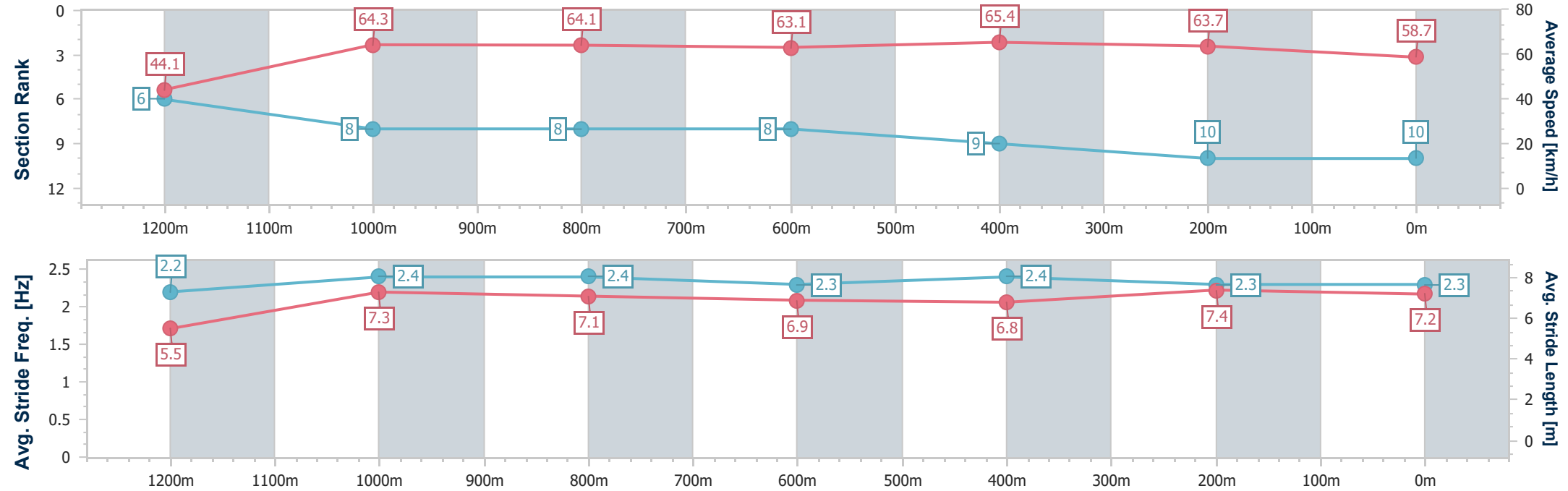
Aquis Park Gold CoastProfessional

Race 4: EXPERIENCE GOLD COAST MAGIC MILLIONS RISING STARS 3YO & 4YO Fillies & Mares Class 4 Plate - 1300m

10 January 2026 - 16:06

Track Rating: Good 4, Weather: Fine, Rail Position: True

Section	Overall	1200m	1000m	800m	600m	400m	200m						
Section Times	1:16.87 [10] (0:08.19)	1:08.68 [6] (0:11.15)	0:57.53 [8] (0:11.37)	0:46.16 [8] (0:11.45)	0:34.71 [8] (0:11.11)	0:23.60 [9] (0:11.34)	0:12.26 [10] (0:12.26)						
Average Speed [km/h]	44.1	64.3	64.1	63.1	65.4	63.7	58.7						
Top Speed [km/h]	60.6	65.4	65.0	64.6	66.4	64.7	61.2						
Avg. Dist. to Rail [m]	4.8	2.3	2.0	1.7	1.5	4.8	4.4						
Avg. Stride Freq. [Hz]	2.2	2.4	2.4	2.3	2.4	2.3	2.3						
Avg. Stride Length [m]	5.5	7.3	7.1	6.9	6.8	7.4	7.2						



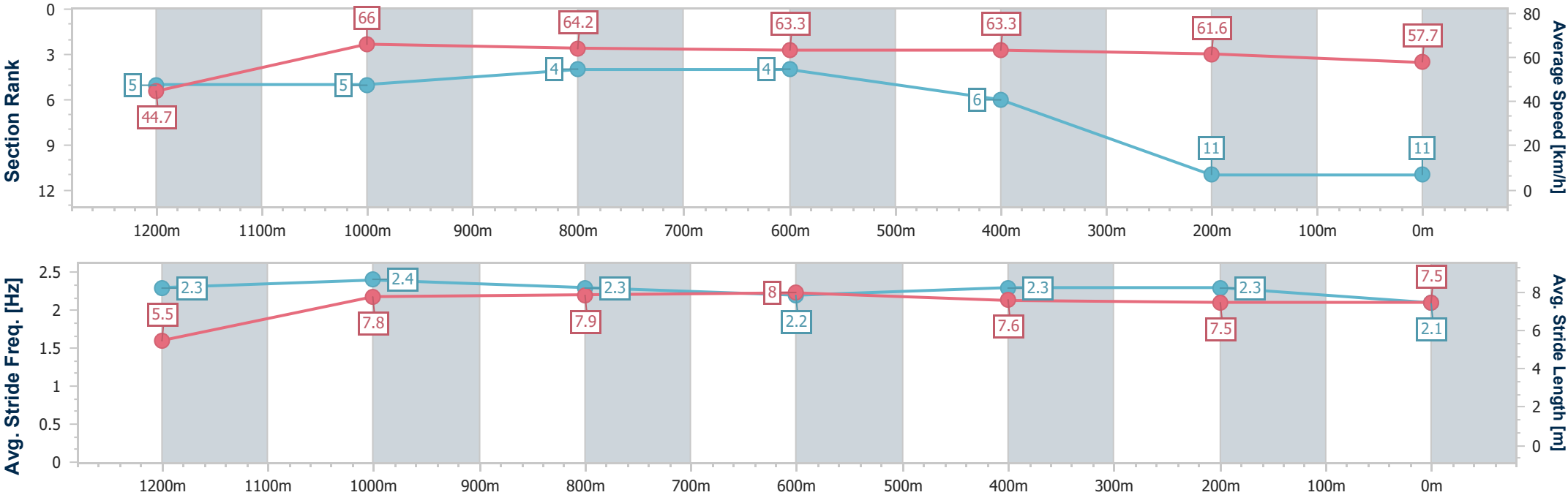


Horse/Jockey Name	Kickuphigh
Final Rank	11
Fastest Section Time (Section)	0:08.06 (Overall)
Top Speed [km/h] (Section)	67.6 (1200m)
Race State	Finished



Aquis Park Gold CoastProfessional  
Race 4: EXPERIENCE GOLD COAST MAGIC MILLIONS RISING STARS 3YO & 4YO Fillies & Mares Class 4 Plate - 1300m  
10 January 2026 - 16:06  
Track Rating: Good 4, Weather: Fine, Rail Position: True

Section	Overall	1200m	1000m	800m	600m	400m	200m						
Section Times	1:17.18 [11] (0:08.06)	1:09.12 [5] (0:10.89)	0:58.23 [5] (0:11.27)	0:46.96 [4] (0:11.44)	0:35.52 [4] (0:11.37)	0:24.15 [6] (0:11.67)	0:12.48 [11] (0:12.48)						
Average Speed [km/h]	44.7	66.0	64.2	63.3	63.3	61.6	57.7						
Top Speed [km/h]	63.7	67.6	65.8	63.7	64.9	62.8	59.5						
Avg. Dist. to Rail [m]	2.0	1.2	1.3	1.2	0.3	0.3	0.3						
Avg. Stride Freq. [Hz]	2.3	2.4	2.3	2.2	2.3	2.3	2.1						
Avg. Stride Length [m]	5.5	7.8	7.9	8.0	7.6	7.5	7.5						





**Aquis Park Gold Coast Professional**  
**Race 5: SCONE RACE CLUB MAGIC MILLIONS RISING STARS 3YO & 4YO Colts, Geldings & Entires Class 4 Plate - 1300m**  
**10 January 2026 - 16:47**



Track Rating: Good 4, Weather: Fine, Rail Position: True

Section		Overall				1200m	1000m	800m	600m	400m	Last 600m	
Field Times		1:14.89				1:07.14	0:56.95	0:46.55	0:35.70	0:24.49	0:35.70	
		(0:07.75)				(0:10.19)	(0:10.40)	(0:10.85)	(0:11.21)	(0:11.76)		
Rank	TAB	Horse/Jockey	Barrier	Top Speed [km/h]	Fastest Section							Distance Travelled [m]
1	5	NOW IS THE HOUR	13	72.1	0:07.75	1:14.89 [1]	1:07.14 [1]	0:56.95 [1]	0:46.55 [1]	0:35.70 [1]	0:24.49 [1]	0:35.70
		Angela Jones		1200m	Overall	(0:07.75)	(0:10.19)	(0:10.40)	(0:10.85)	(0:11.21)	(0:11.76)	
2	8	TRUE AMOR	17	71.5	0:07.80	1:14.90 [2]	1:07.10 [2]	0:56.82 [2]	0:46.21 [2]	0:35.36 [2]	0:24.29 [2]	0:35.36 +2
		Tommy Berry		1200m	Overall	(0:07.80)	(0:10.28)	(0:10.61)	(0:10.85)	(0:11.07)	(0:11.75)	
3	1	AXIUS	8	71.8	0:08.00	1:15.01 [3]	1:07.01 [6]	0:56.77 [4]	0:46.24 [4]	0:35.38 [3]	0:24.18 [3]	0:35.38 +5
		Nash Rawiller		1200m	Overall	(0:08.00)	(0:10.24)	(0:10.53)	(0:10.86)	(0:11.20)	(0:11.73)	
4	16	MAYFAIR	16	69.2	0:08.03	1:15.19 [4]	1:07.16 [8]	0:56.55 [10]	0:45.53 [12]	0:34.57 [12]	0:23.56 [11]	0:34.57 +9
		Jason Collett		1200m	Overall	(0:08.03)	(0:10.61)	(0:11.02)	(0:10.96)	(0:11.01)	(0:11.54)	
5	4	YOSHINOBU	12	69.6	0:08.42	1:15.50 [5]	1:07.08 [16]	0:56.31 [16]	0:45.55 [16]	0:34.56 [15]	0:23.56 [14]	0:34.56 +6
		Tom Sherry		1200m	Overall	(0:08.42)	(0:10.77)	(0:10.76)	(0:10.99)	(0:11.00)	(0:11.39)	
6	18	HEAVENLY IMPACT	15	68.3	0:08.63	1:15.60 [6]	1:06.97 [18]	0:56.10 [18]	0:45.36 [17]	0:34.22 [17]	0:23.27 [17]	0:34.22 +7
		Damien Thornton		1000m	Overall	(0:08.63)	(0:10.87)	(0:10.74)	(0:11.14)	(0:10.95)	(0:11.19)	
7	11	HELLA FAST	11	69.1	0:08.20	1:15.62 [7]	1:07.42 [13]	0:56.71 [13]	0:45.91 [14]	0:34.95 [13]	0:23.77 [13]	0:34.95 +7
		Zac Lloyd		1200m	Overall	(0:08.20)	(0:10.71)	(0:10.80)	(0:10.96)	(0:11.18)	(0:11.45)	
8	10	HELL TO PAY	3	70.1	0:07.98	1:15.75 [8]	1:07.77 [5]	0:57.25 [8]	0:46.43 [9]	0:35.57 [9]	0:24.11 [12]	0:35.57 +8
		Craig Williams		1200m	Overall	(0:07.98)	(0:10.52)	(0:10.82)	(0:10.86)	(0:11.46)	(0:11.72)	
9	14	ABENDER	14	69.6	0:08.15	1:15.78 [9]	1:07.63 [11]	0:57.05 [11]	0:46.24 [11]	0:35.31 [11]	0:24.26 [9]	0:35.31 +2
		Ryan Maloney		1200m	Overall	(0:08.15)	(0:10.58)	(0:10.81)	(0:10.93)	(0:11.05)	(0:11.70)	
10	13	JOPPA LANE	2	70.3	0:07.97	1:15.82 [10]	1:07.85 [4]	0:57.35 [7]	0:46.73 [7]	0:35.81 [7]	0:24.57 [6]	0:35.81 +3
		Boris Thornton		1200m	Overall	(0:07.97)	(0:10.50)	(0:10.62)	(0:10.92)	(0:11.24)	(0:11.88)	

Scratched: Brutal Bowler (#19)

Report Created: Sat 10 January 2026 17:10 GMT+1 (Note: Timing is based on position data)

Page 1/22

[ ] Ranking at each section and finish  
-:-:- No data available at this section  
NA No data available

SCN Saddle cloth number  
DNF Did not finish  
DNT Did not track

data processed by  TRIPLESDATA



**Aquis Park Gold Coast Professional**  
**Race 5: SCONE RACE CLUB MAGIC MILLIONS RISING STARS 3YO & 4YO Colts, Geldings & Entires Class 4 Plate - 1300m**  
**10 January 2026 - 16:47**



Track Rating: Good 4, Weather: Fine, Rail Position: True

Section					Overall	1200m	1000m	800m	600m	400m	Last 600m		
Field Times					1:14.89 (0:07.75)	1:07.14 (0:10.19)	0:56.95 (0:10.40)	0:46.55 (0:10.85)	0:35.70 (0:11.21)	0:24.49 (0:11.76)	0:35.70		
Rank	TAB	Horse/Jockey	Barrier	Top Speed [km/h]	Fastest Section							Distance Travelled [m]	
11	7	BLUEPINOT	18	70.4	0:08.07	1:16.04 [11]	1:07.97 [9]	0:57.51 [9]	0:46.77 [8]	0:35.88 [8]	0:24.65 [8]	0:35.88	+11
		Damian Lane		1200m	Overall	(0:08.07)	(0:10.46)	(0:10.74)	(0:10.89)	(0:11.23)	(0:11.80)		
12	3	I'M HEROIC	9	68.6	0:08.32	1:16.12 [12]	1:07.80 [15]	0:56.98 [15]	0:46.19 [15]	0:35.07 [16]	0:23.96 [16]	0:35.07	+3
		Kyle Wilson-Taylor		1200m	Overall	(0:08.32)	(0:10.82)	(0:10.79)	(0:11.12)	(0:11.11)	(0:11.50)		
13	2	GORBACHEV	5	71.2	0:08.00	1:16.26 [13]	1:08.26 [7]	0:57.89 [6]	0:47.18 [5]	0:36.26 [6]	0:24.88 [7]	0:36.26	+4
		James McDonald		1200m	Overall	(0:08.00)	(0:10.37)	(0:10.71)	(0:10.92)	(0:11.38)	(0:11.94)		
14	12	CASH	6	72.5	0:08.12	1:16.42 [14]	1:08.30 [10]	0:58.06 [5]	0:47.34 [6]	0:36.51 [5]	0:25.26 [5]	0:36.51	+7
		Ethan Brown		1200m	Overall	(0:08.12)	(0:10.24)	(0:10.72)	(0:10.83)	(0:11.25)	(0:12.07)		
15	9	STARDEEL	7	68.6	0:08.21	1:16.60 [15]	1:08.39 [14]	0:57.65 [14]	0:46.91 [13]	0:35.78 [14]	0:24.60 [15]	0:35.78	+3
		Rachel King		1200m	Overall	(0:08.21)	(0:10.74)	(0:10.74)	(0:11.13)	(0:11.18)	(0:11.64)		
16	15	SKORPIOS ISLE	10	68.3	0:08.61	1:16.86 [16]	1:08.25 [17]	0:57.44 [17]	0:46.56 [18]	0:35.37 [18]	0:24.16 [18]	0:35.37	+2
		Cejay Graham		1200m	Overall	(0:08.61)	(0:10.81)	(0:10.88)	(0:11.19)	(0:11.21)	(0:11.53)		
17	6	CONCESSION	4	70.8	0:07.88	1:17.99 [17]	1:10.11 [3]	0:59.83 [3]	0:49.26 [3]	0:38.34 [4]	0:26.87 [4]	0:38.34	+3
		Daniel Moor		1200m	Overall	(0:07.88)	(0:10.28)	(0:10.57)	(0:10.92)	(0:11.47)	(0:12.71)		
18	17	THEE CREEK	1	70.2	0:08.20	1:18.07 [18]	1:09.87 [12]	0:59.29 [12]	0:48.65 [10]	0:37.73 [10]	0:26.46 [10]	0:37.73	+2
		Mark Du Plessis		1000m	Overall	(0:08.20)	(0:10.58)	(0:10.64)	(0:10.92)	(0:11.27)	(0:12.34)		

Scratched: Brutal Bowler (#19)



**Aquis Park Gold Coast Professional**  
**Race 5: SCONE RACE CLUB MAGIC MILLIONS RISING STARS 3YO & 4YO Colts, Geldings & Entires Class 4 Plate - 1300m**  
**10 January 2026 - 16:47**



Track Rating: Good 4, Weather: Fine, Rail Position: True

Section		200m					Last 600m		
Field Times		0:12.73 (0:12.73)					0:35.70		
Rank	TAB	Horse/Jockey	Barrier	Top Speed [km/h]	Fastest Section	Margin		Distance Travelled [m]	
1	5	NOW IS THE HOUR	13	72.1	0:07.75	0:12.73 [1]	1:14.89	0:35.70	
		Angela Jones		1200m	Overall	(0:12.73)			
2	8	TRUE AMOR	17	71.5	0:07.80	0:12.54 [2]	0.02L	0:35.36	+2
		Tommy Berry		1200m	Overall	(0:12.54)			
3	1	AXIUS	8	71.8	0:08.00	0:12.45 [3]	0.7L	0:35.38	+5
		Nash Rawiller		1200m	Overall	(0:12.45)			
4	16	MAYFAIR	16	69.2	0:08.03	0:12.02 [5]	1.75L	0:34.57	+9
		Jason Collett		1200m	Overall	(0:12.02)			
5	4	YOSHINOBU	12	69.6	0:08.42	0:12.17 [11]	3.56L	0:34.56	+6
		Tom Sherry		1200m	Overall	(0:12.17)			
6	18	HEAVENLY IMPACT	15	68.3	0:08.63	0:12.08 [13]	4.13L	0:34.22	+7
		Damien Thornton		1000m	Overall	(0:12.08)			
7	11	HELLA FAST	11	69.1	0:08.20	0:12.32 [9]	4.26L	0:34.95	+7
		Zac Lloyd		1200m	Overall	(0:12.32)			
8	10	HELL TO PAY	3	70.1	0:07.98	0:12.39 [12]	5.02L	0:35.57	+8
		Craig Williams		1200m	Overall	(0:12.39)			
9	14	ABENDER	14	69.6	0:08.15	0:12.56 [7]	5.23L	0:35.31	+2
		Ryan Maloney		1200m	Overall	(0:12.56)			
10	13	JOPPA LANE	2	70.3	0:07.97	0:12.69 [4]	5.42L	0:35.81	+3
		Boris Thornton		1200m	Overall	(0:12.69)			

Scratched: Brutal Bowler (#19)

Report Created: Sat 10 January 2026 17:10 GMT+1 (Note: Timing is based on position data)

Page 3/22

[ ] Ranking at each section and finish  
-:-:- No data available at this section  
NA No data available

SCN Saddle cloth number  
DNF Did not finish  
DNT Did not track

data processed by  TRIPLESDATA



**Aquis Park Gold Coast Professional**  
**Race 5: SCONE RACE CLUB MAGIC MILLIONS RISING STARS 3YO & 4YO Colts, Geldings & Entires Class 4 Plate - 1300m**  
**10 January 2026 - 16:47**



Track Rating: Good 4, Weather: Fine, Rail Position: True

Section		200m					Last 600m		
Field Times		0:12.73 (0:12.73)					0:35.70		
Rank	TAB	Horse/Jockey	Barrier	Top Speed [km/h]	Fastest Section	Margin		Distance Travelled [m]	
11	7	BLUEPINOT	18	70.4	0:08.07	0:12.85 [6]	6.74L	0:35.88	+11
		Damian Lane		1200m	Overall	(0:12.85)			
12	3	I'M HEROIC	9	68.6	0:08.32	0:12.46 [15]	7.19L	0:35.07	+3
		Kyle Wilson-Taylor		1200m	Overall	(0:12.46)			
13	2	GORBACHEV	5	71.2	0:08.00	0:12.94 [10]	8.02L	0:36.26	+4
		James McDonald		1200m	Overall	(0:12.94)			
14	12	CASH	6	72.5	0:08.12	0:13.19 [8]	8.99L	0:36.51	+7
		Ethan Brown		1200m	Overall	(0:13.19)			
15	9	STARDEEL	7	68.6	0:08.21	0:12.96 [14]	10.04L	0:35.78	+3
		Rachel King		1200m	Overall	(0:12.96)			
16	15	SKORPIOS ISLE	10	68.3	0:08.61	0:12.63 [18]	11.53L	0:35.37	+2
		Cejay Graham		1200m	Overall	(0:12.63)			
17	6	CONCESSION	4	70.8	0:07.88	0:14.16 [16]	18.2L	0:38.34	+3
		Daniel Moor		1200m	Overall	(0:14.16)			
18	17	THEE CREEK	1	70.2	0:08.20	0:14.12 [17]	18.69L	0:37.73	+2
		Mark Du Plessis		1000m	Overall	(0:14.12)			

Scratched: Brutal Bowler (#19)

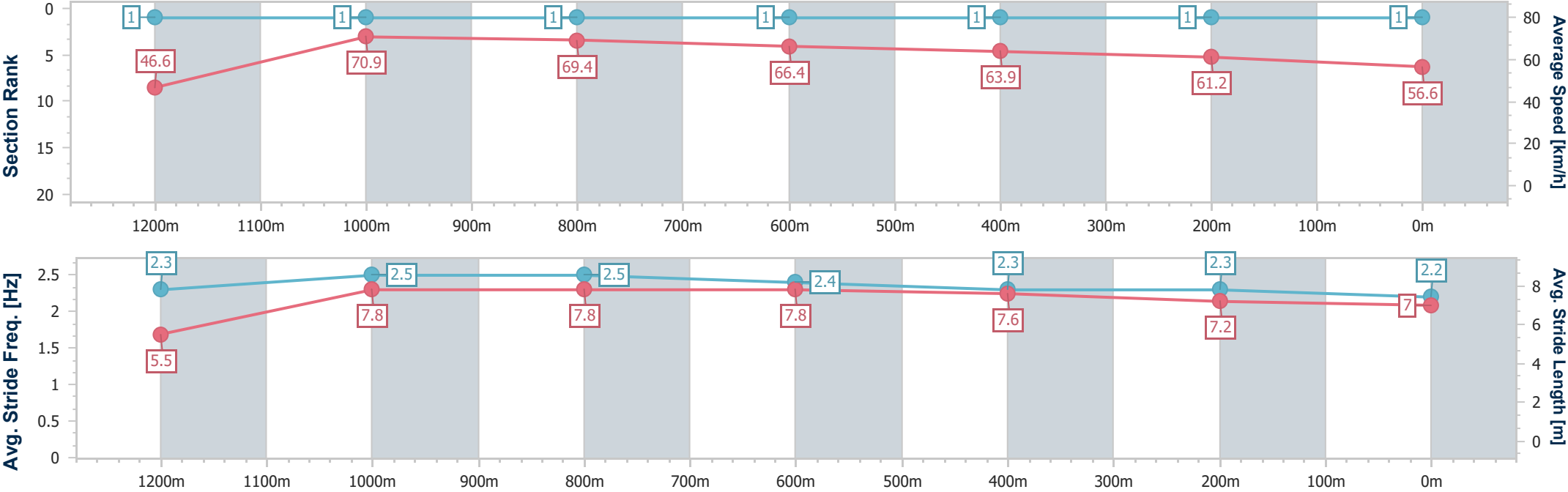


Horse/Jockey Name	Now Is The Hour
Final Rank	1
Fastest Section Time (Section)	0:07.75 (Overall)
Top Speed [km/h] (Section)	72.1 (1200m)
Race State	Finished



Aquis Park Gold CoastProfessional  
Race 5: SCONE RACE CLUB MAGIC MILLIONS RISING STARS  
3YO & 4YO Colts, Geldings & Entires Class 4 Plate - 1300m  
10 January 2026 - 16:47  
Track Rating: Good 4, Weather: Fine, Rail Position: True

Section	Overall	1200m	1000m	800m	600m	400m	200m						
Section Times	1:14.89 [1] (0:07.75)	1:07.14 [1] (0:10.19)	0:56.95 [1] (0:10.40)	0:46.55 [1] (0:10.85)	0:35.70 [1] (0:11.21)	0:24.49 [1] (0:11.76)	0:12.73 [1] (0:12.73)						
Average Speed [km/h]	46.6	70.9	69.4	66.4	63.9	61.2	56.6						
Top Speed [km/h]	67.1	72.1	70.9	68.0	64.9	63.1	59.0						
Avg. Dist. to Rail [m]	10.4	1.4	0.8	0.5	0.8	0.2	0.5						
Avg. Stride Freq. [Hz]	2.3	2.5	2.5	2.4	2.3	2.3	2.2						
Avg. Stride Length [m]	5.5	7.8	7.8	7.8	7.6	7.2	7.0						



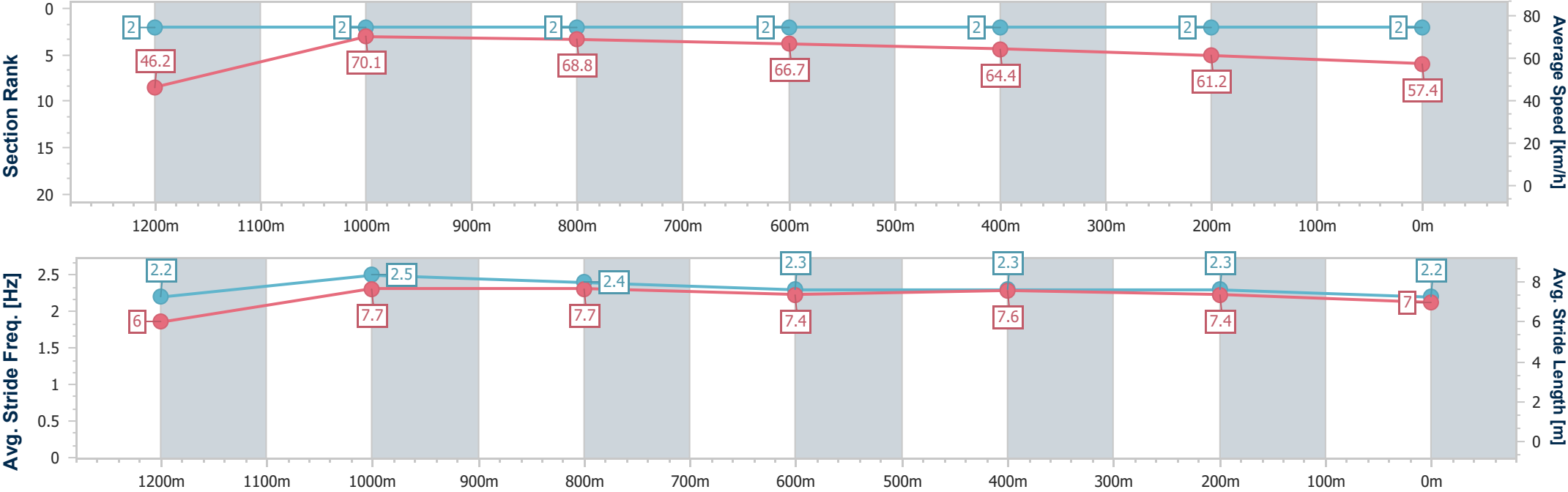


Horse/Jockey Name	True Amor
Final Rank	2
Fastest Section Time (Section)	0:07.80 (Overall)
Top Speed [km/h] (Section)	71.5 (1200m)
Race State	Finished



Aquis Park Gold CoastProfessional  
Race 5: SCONE RACE CLUB MAGIC MILLIONS RISING STARS 3YO & 4YO Colts, Geldings & Entires Class 4 Plate - 1300m  
10 January 2026 - 16:47  
Track Rating: Good 4, Weather: Fine, Rail Position: True

Section	Overall	1200m	1000m	800m	600m	400m	200m						
Section Times	1:14.90 [2] (0:07.80)	1:07.10 [2] (0:10.28)	0:56.82 [2] (0:10.61)	0:46.21 [2] (0:10.85)	0:35.36 [2] (0:11.07)	0:24.29 [2] (0:11.75)	0:12.54 [2] (0:12.54)						
Average Speed [km/h]	46.2	70.1	68.8	66.7	64.4	61.2	57.4						
Top Speed [km/h]	68.0	71.5	69.9	67.6	65.6	62.7	58.8						
Avg. Dist. to Rail [m]	16.4	4.6	2.2	1.3	1.1	0.3	1.0						
Avg. Stride Freq. [Hz]	2.2	2.5	2.4	2.3	2.3	2.3	2.2						
Avg. Stride Length [m]	6.0	7.7	7.7	7.4	7.6	7.4	7.0						



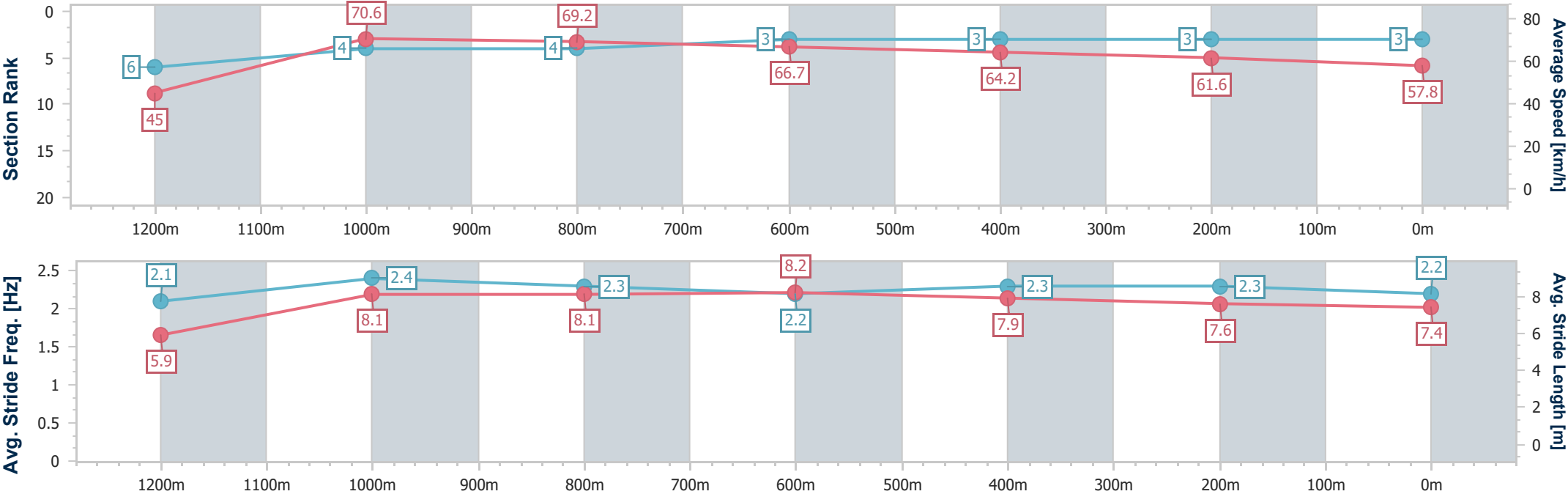


Horse/Jockey Name	Axius
Final Rank	3
Fastest Section Time (Section)	0:08.00 (Overall)
Top Speed [km/h] (Section)	71.8 (1200m)
Race State	Finished



Aquis Park Gold CoastProfessional  
Race 5: SCONE RACE CLUB MAGIC MILLIONS RISING STARS  
3YO & 4YO Colts, Geldings & Entires Class 4 Plate - 1300m  
10 January 2026 - 16:47  
Track Rating: Good 4, Weather: Fine, Rail Position: True

Section	Overall	1200m	1000m	800m	600m	400m	200m						
Section Times	1:15.01 [3] (0:08.00)	1:07.01 [6] (0:10.24)	0:56.77 [4] (0:10.53)	0:46.24 [4] (0:10.86)	0:35.38 [3] (0:11.20)	0:24.18 [3] (0:11.73)	0:12.45 [3] (0:12.45)						
Average Speed [km/h]	45.0	70.6	69.2	66.7	64.2	61.6	57.8						
Top Speed [km/h]	64.8	71.8	70.3	67.9	65.2	62.5	59.7						
Avg. Dist. to Rail [m]	8.3	4.4	2.6	1.5	0.5	2.3	3.9						
Avg. Stride Freq. [Hz]	2.1	2.4	2.3	2.2	2.3	2.3	2.2						
Avg. Stride Length [m]	5.9	8.1	8.1	8.2	7.9	7.6	7.4						



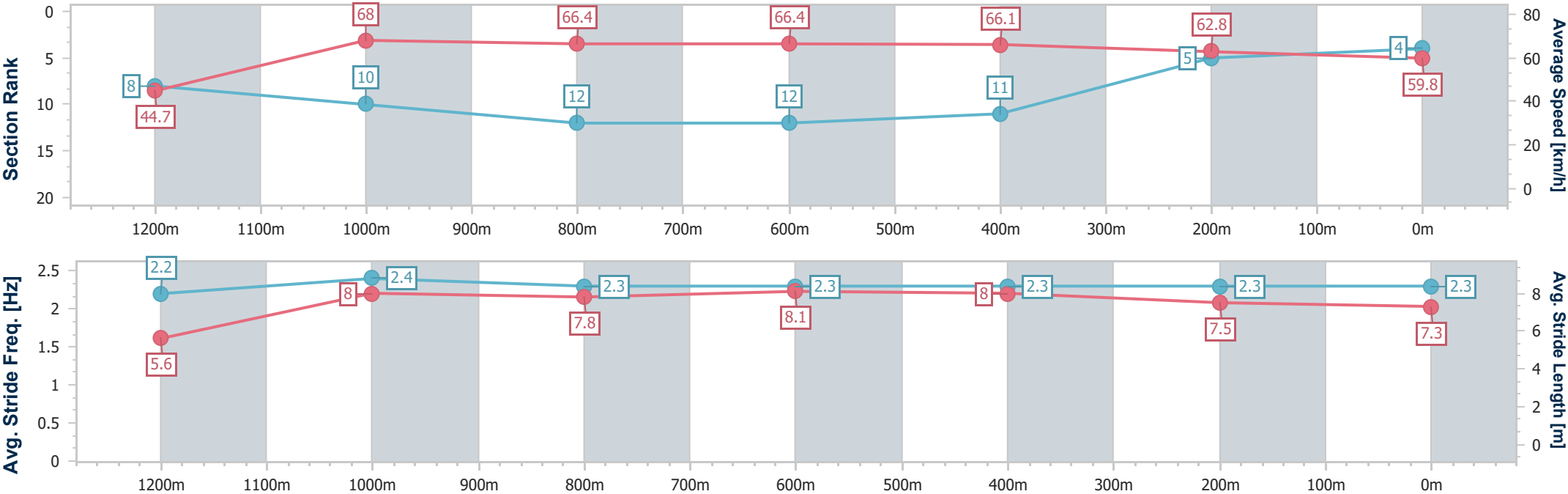


Horse/Jockey Name	Mayfair
Final Rank	4
Fastest Section Time (Section)	0:08.03 (Overall)
Top Speed [km/h] (Section)	69.2 (1200m)
Race State	Finished



Aquis Park Gold CoastProfessional  
Race 5: SCONE RACE CLUB MAGIC MILLIONS RISING STARS  
3YO & 4YO Colts, Geldings & Entires Class 4 Plate - 1300m  
10 January 2026 - 16:47  
Track Rating: Good 4, Weather: Fine, Rail Position: True

Section	Overall	1200m	1000m	800m	600m	400m	200m						
Section Times	1:15.19 [4] (0:08.03)	1:07.16 [8] (0:10.61)	0:56.55 [10] (0:11.02)	0:45.53 [12] (0:10.96)	0:34.57 [12] (0:11.01)	0:23.56 [11] (0:11.54)	0:12.02 [5]						
Average Speed [km/h]	44.7	68.0	66.4	66.4	66.1	62.8	59.8						
Top Speed [km/h]	63.8	69.2	68.7	67.0	68.4	64.8	61.0						
Avg. Dist. to Rail [m]	15.0	5.8	3.2	2.7	1.8	7.1	8.5						
Avg. Stride Freq. [Hz]	2.2	2.4	2.3	2.3	2.3	2.3	2.3						
Avg. Stride Length [m]	5.6	8.0	7.8	8.1	8.0	7.5	7.3						



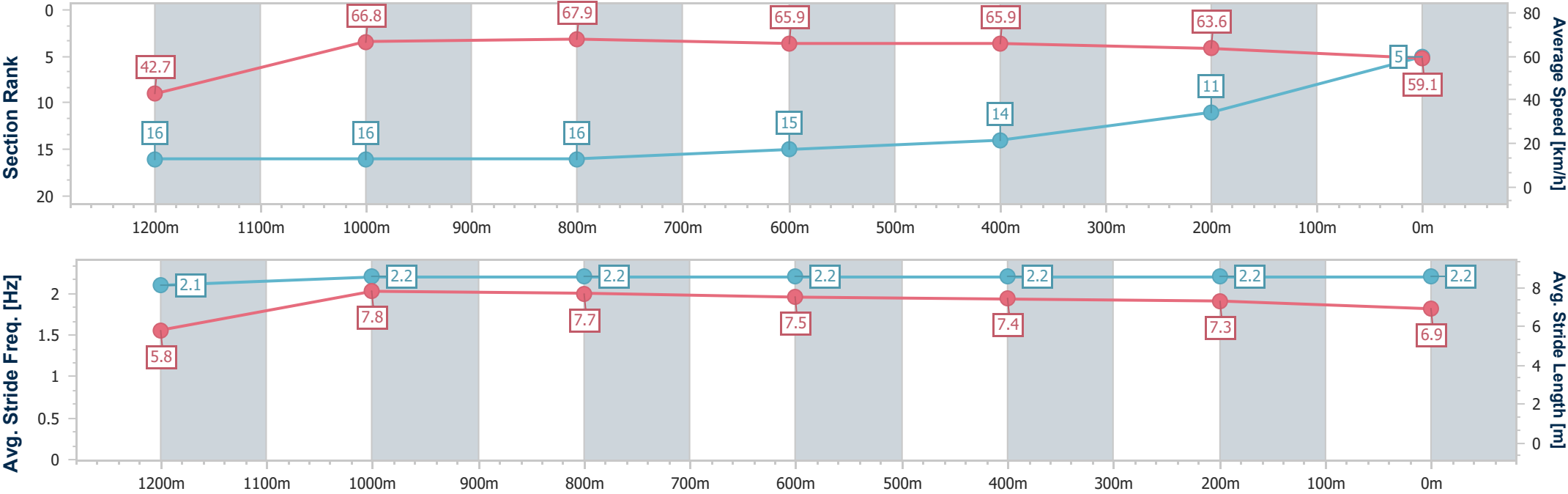


Horse/Jockey Name	Yoshinobu
Final Rank	5
Fastest Section Time (Section)	0:08.42 (Overall)
Top Speed [km/h] (Section)	69.6 (1200m)
Race State	Finished



Aquis Park Gold CoastProfessional  
Race 5: SCONE RACE CLUB MAGIC MILLIONS RISING STARS  
3YO & 4YO Colts, Geldings & Entires Class 4 Plate - 1300m  
10 January 2026 - 16:47  
Track Rating: Good 4, Weather: Fine, Rail Position: True

Section	Overall	1200m	1000m	800m	600m	400m	200m						
Section Times	1:15.50 [5] (0:08.42)	1:07.08 [16] (0:10.77)	0:56.31 [16] (0:10.76)	0:45.55 [16] (0:10.99)	0:34.56 [15] (0:11.00)	0:23.56 [14] (0:11.39)	0:12.17 [11] (0:12.17)						
Average Speed [km/h]	42.7	66.8	67.9	65.9	65.9	63.6	59.1						
Top Speed [km/h]	61.4	69.6	69.0	67.0	66.5	65.5	61.4						
Avg. Dist. to Rail [m]	11.6	4.2	2.1	2.0	1.4	6.3	9.3						
Avg. Stride Freq. [Hz]	2.1	2.2	2.2	2.2	2.2	2.2	2.2						
Avg. Stride Length [m]	5.8	7.8	7.7	7.5	7.4	7.3	6.9						



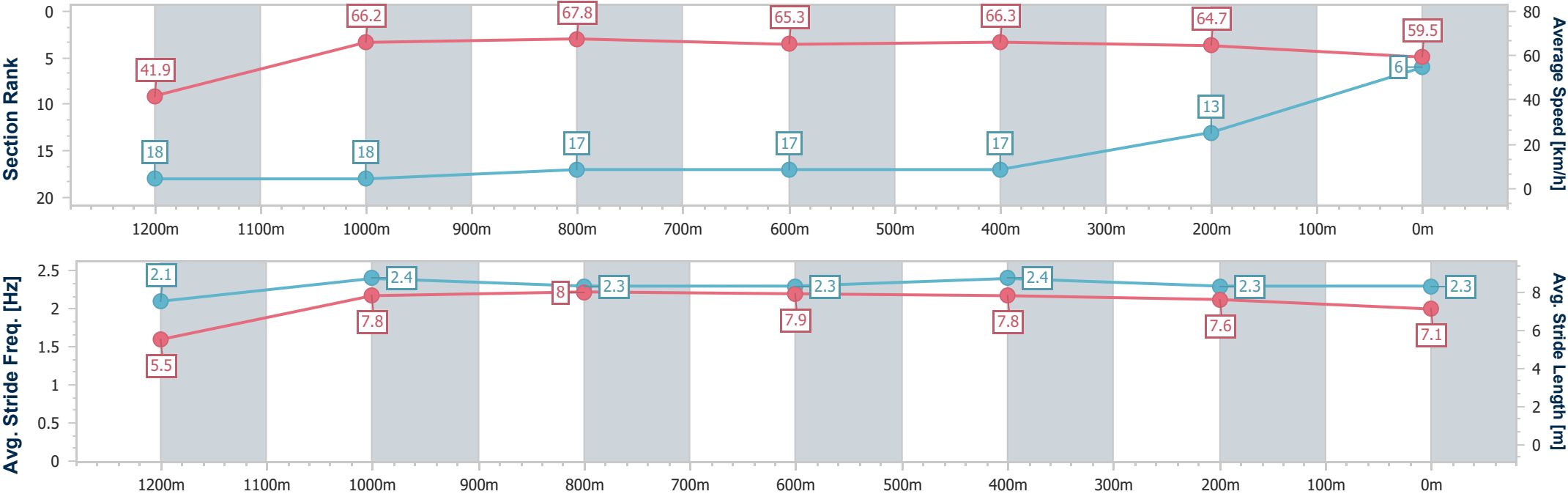


Horse/Jockey Name	Heavenly Impact
Final Rank	6
Fastest Section Time (Section)	0:08.63 (Overall)
Top Speed [km/h] (Section)	68.3 (1000m)
Race State	Finished



Aquis Park Gold CoastProfessional  
Race 5: SCONE RACE CLUB MAGIC MILLIONS RISING STARS  
3YO & 4YO Colts, Geldings & Entires Class 4 Plate - 1300m  
10 January 2026 - 16:47  
Track Rating: Good 4, Weather: Fine, Rail Position: True

Section	Overall	1200m	1000m	800m	600m	400m	200m						
Section Times	1:15.60 [6] (0:08.63)	1:06.97 [18] (0:10.87)	0:56.10 [18] (0:10.74)	0:45.36 [17] (0:11.14)	0:34.22 [17] (0:10.95)	0:23.27 [17] (0:11.19)	0:12.08 [13] (0:12.08)						
Average Speed [km/h]	41.9	66.2	67.8	65.3	66.3	64.7	59.5						
Top Speed [km/h]	60.4	68.2	68.3	67.2	67.3	65.7	62.3						
Avg. Dist. to Rail [m]	13.9	3.7	2.1	2.1	1.5	7.0	11.1						
Avg. Stride Freq. [Hz]	2.1	2.4	2.3	2.3	2.4	2.3	2.3						
Avg. Stride Length [m]	5.5	7.8	8.0	7.9	7.8	7.6	7.1						



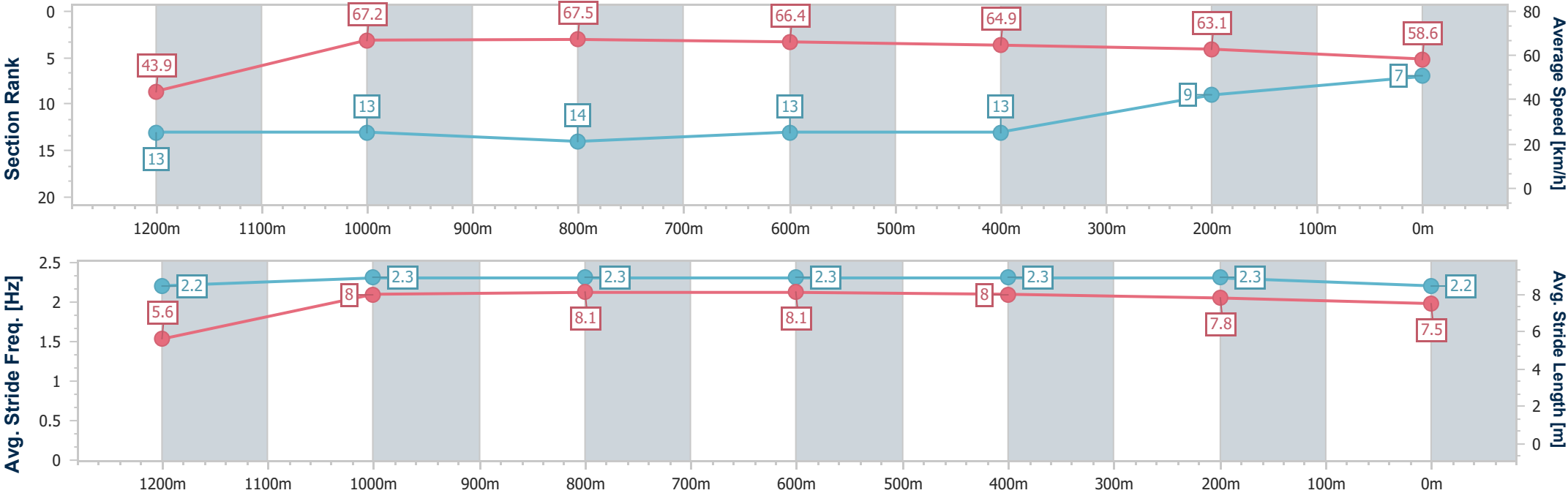


Horse/Jockey Name	Hella Fast
Final Rank	7
Fastest Section Time (Section)	0:08.20 (Overall)
Top Speed [km/h] (Section)	69.1 (1200m)
Race State	Finished



Aquis Park Gold Coast Professional  
Race 5: SCONE RACE CLUB MAGIC MILLIONS RISING STARS 3YO & 4YO Colts, Geldings & Entires Class 4 Plate - 1300m  
10 January 2026 - 16:47  
Track Rating: Good 4, Weather: Fine, Rail Position: True

Section	Overall	1200m	1000m	800m	600m	400m	200m						
Section Times	1:15.62 [7] (0:08.20)	1:07.42 [13] (0:10.71)	0:56.71 [13] (0:10.80)	0:45.91 [14] (0:10.96)	0:34.95 [13] (0:11.18)	0:23.77 [13] (0:11.45)	0:12.32 [9] (0:12.32)						
Average Speed [km/h]	43.9	67.2	67.5	66.4	64.9	63.1	58.6						
Top Speed [km/h]	63.6	69.1	68.0	67.2	66.0	64.2	61.3						
Avg. Dist. to Rail [m]	10.2	4.2	2.6	2.0	1.6	4.5	3.1						
Avg. Stride Freq. [Hz]	2.2	2.3	2.3	2.3	2.3	2.3	2.2						
Avg. Stride Length [m]	5.6	8.0	8.1	8.1	8.0	7.8	7.5						





Horse/Jockey Name	Hell To Pay
Final Rank	8
Fastest Section Time (Section)	0:07.98 (Overall)
Top Speed [km/h] (Section)	70.1 (1200m)
Race State	Finished



Aquis Park Gold CoastProfessional

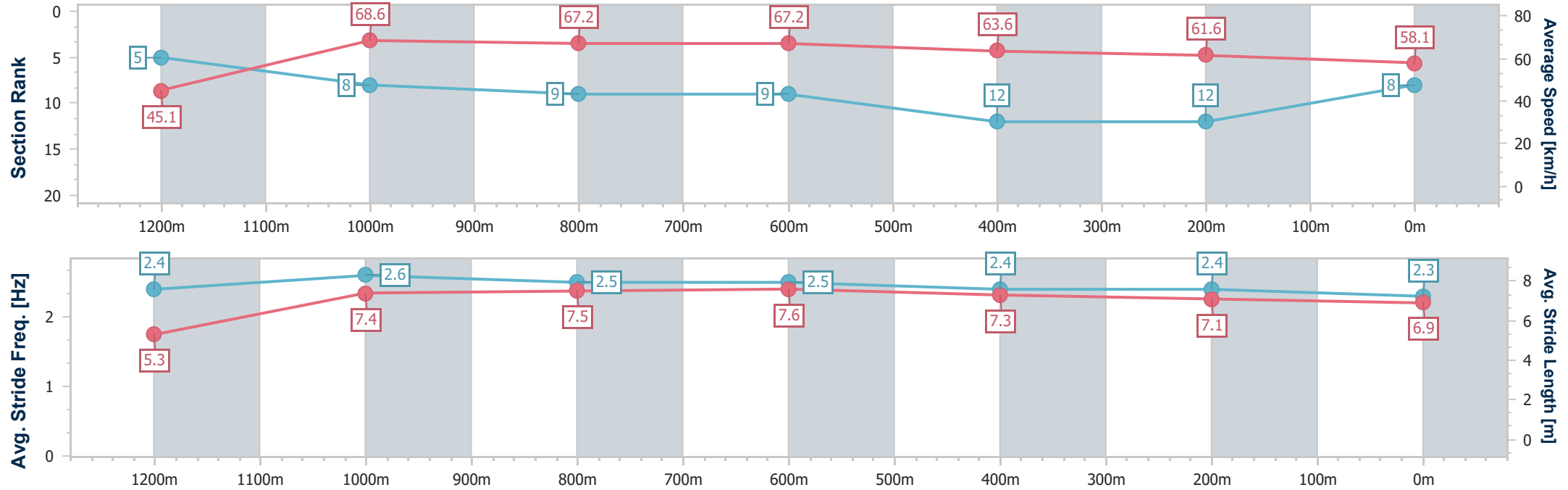
Race 5: SCONE RACE CLUB MAGIC MILLIONS RISING STARS 3YO & 4YO Colts, Geldings & Entires Class 4 Plate - 1300m

10 January 2026 - 16:47

Track Rating: Good 4, Weather: Fine, Rail Position: True

AQUIS PARK  
HOME OF THE GOLD COAST  
RACE CLUB & EVENT CENTRE

Section	Overall	1200m	1000m	800m	600m	400m	200m						
Section Times	1:15.75 [8] (0:07.98)	1:07.77 [5] (0:10.52)	0:57.25 [8] (0:10.82)	0:46.43 [9] (0:10.86)	0:35.57 [9] (0:11.46)	0:24.11 [12] (0:11.72)	0:12.39 [12] (0:12.39)						
Average Speed [km/h]	45.1	68.6	67.2	67.2	63.6	61.6	58.1						
Top Speed [km/h]	64.2	70.1	68.3	68.5	66.8	63.0	60.6						
Avg. Dist. to Rail [m]	3.7	1.3	2.2	2.4	2.7	2.8	1.5						
Avg. Stride Freq. [Hz]	2.4	2.6	2.5	2.5	2.4	2.4	2.3						
Avg. Stride Length [m]	5.3	7.4	7.5	7.6	7.3	7.1	6.9						





Horse/Jockey Name	Abender
Final Rank	9
Fastest Section Time (Section)	0:08.15 (Overall)
Top Speed [km/h] (Section)	69.6 (1200m)
Race State	Finished



Aquis Park Gold CoastProfessional

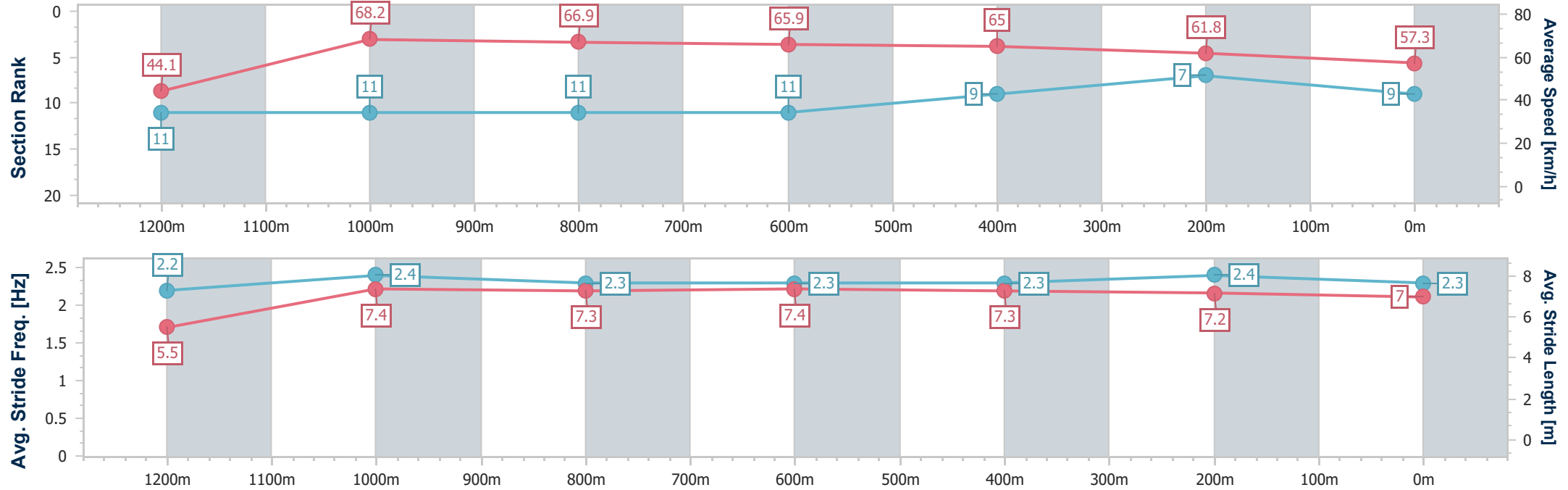
Race 5: SCONE RACE CLUB MAGIC MILLIONS RISING STARS 3YO & 4YO Colts, Geldings & Entires Class 4 Plate - 1300m

10 January 2026 - 16:47

Track Rating: Good 4, Weather: Fine, Rail Position: True



Section	Overall	1200m	1000m	800m	600m	400m	200m						
Section Times	1:15.78 [9] (0:08.15)	1:07.63 [11] (0:10.58)	0:57.05 [11] (0:10.81)	0:46.24 [11] (0:10.93)	0:35.31 [11] (0:11.05)	0:24.26 [9] (0:11.70)	0:12.56 [7] (0:12.56)						
Average Speed [km/h]	44.1	68.2	66.9	65.9	65.0	61.8	57.3						
Top Speed [km/h]	64.3	69.6	67.8	66.5	66.1	63.2	60.4						
Avg. Dist. to Rail [m]	13.2	4.8	0.9	0.5	0.9	5.6	7.3						
Avg. Stride Freq. [Hz]	2.2	2.4	2.3	2.3	2.3	2.4	2.3						
Avg. Stride Length [m]	5.5	7.4	7.3	7.4	7.3	7.2	7.0						



- [ ] Ranking at each section and finish
- .-.- No data available at this section
- NA No data available

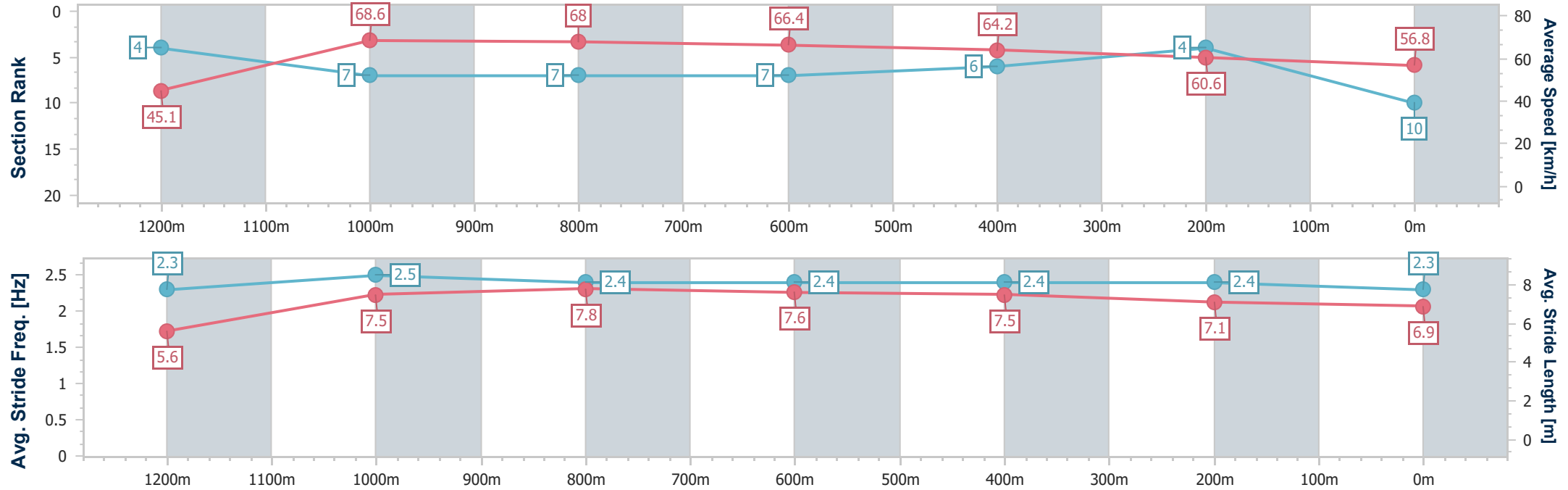


Horse/Jockey Name	Joppa Lane
Final Rank	10
Fastest Section Time (Section)	0:07.97 (Overall)
Top Speed [km/h] (Section)	70.3 (1200m)
Race State	Finished



Aquis Park Gold CoastProfessional  
Race 5: SCONE RACE CLUB MAGIC MILLIONS RISING STARS 3YO & 4YO Colts, Geldings & Entires Class 4 Plate - 1300m  
10 January 2026 - 16:47  
Track Rating: Good 4, Weather: Fine, Rail Position: True

Section	Overall	1200m	1000m	800m	600m	400m	200m						
Section Times	1:15.82 [10] (0:07.97)	1:07.85 [4] (0:10.50)	0:57.35 [7] (0:10.62)	0:46.73 [7] (0:10.92)	0:35.81 [7] (0:11.24)	0:24.57 [6] (0:11.88)	0:12.69 [4] (0:12.69)						
Average Speed [km/h]	45.1	68.6	68.0	66.4	64.2	60.6	56.8						
Top Speed [km/h]	64.1	70.3	69.4	67.6	65.6	63.3	58.0						
Avg. Dist. to Rail [m]	3.3	0.9	1.1	0.7	1.0	3.9	4.7						
Avg. Stride Freq. [Hz]	2.3	2.5	2.4	2.4	2.4	2.4	2.3						
Avg. Stride Length [m]	5.6	7.5	7.8	7.6	7.5	7.1	6.9						



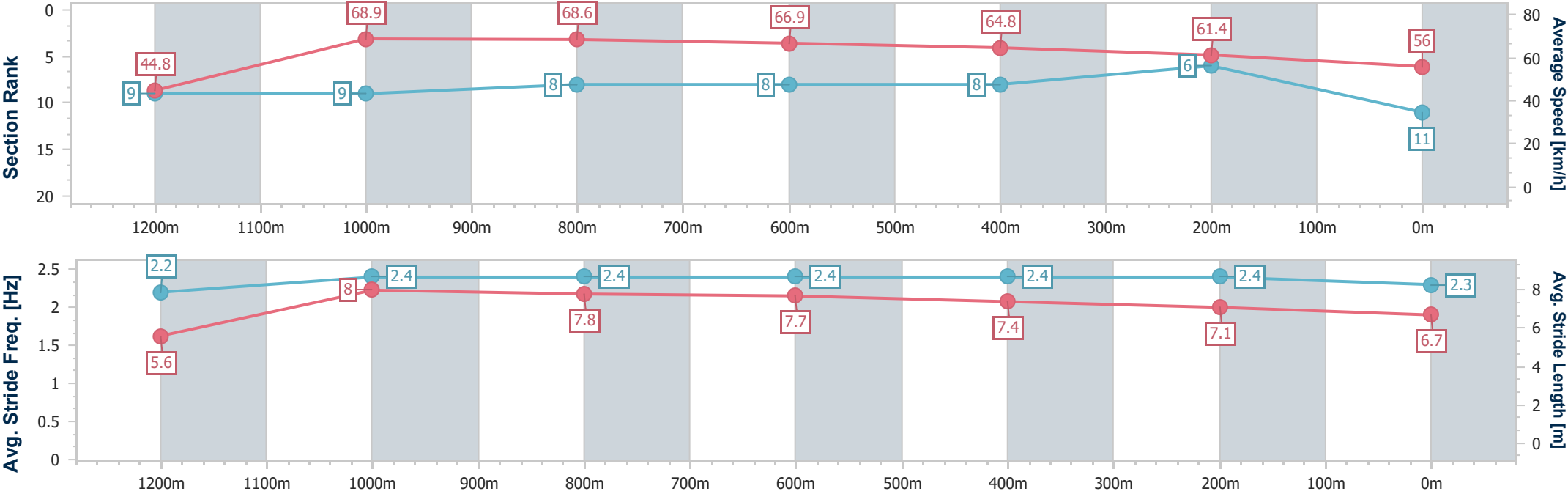


Horse/Jockey Name	Bluepinot
Final Rank	11
Fastest Section Time (Section)	0:08.07 (Overall)
Top Speed [km/h] (Section)	70.4 (1200m)
Race State	Finished



Aquis Park Gold CoastProfessional  
Race 5: SCONE RACE CLUB MAGIC MILLIONS RISING STARS 3YO & 4YO Colts, Geldings & Entires Class 4 Plate - 1300m  
10 January 2026 - 16:47  
Track Rating: Good 4, Weather: Fine, Rail Position: True

Section	Overall	1200m	1000m	800m	600m	400m	200m						
Section Times	1:16.04 [11] (0:08.07)	1:07.97 [9] (0:10.46)	0:57.51 [9] (0:10.74)	0:46.77 [8] (0:10.89)	0:35.88 [8] (0:11.23)	0:24.65 [8] (0:11.80)	0:12.85 [6] (0:12.85)						
Average Speed [km/h]	44.8	68.9	68.6	66.9	64.8	61.4	56.0						
Top Speed [km/h]	63.6	70.4	70.4	68.2	66.4	63.7	58.8						
Avg. Dist. to Rail [m]	18.1	8.0	4.4	3.0	2.0	5.2	5.7						
Avg. Stride Freq. [Hz]	2.2	2.4	2.4	2.4	2.4	2.4	2.3						
Avg. Stride Length [m]	5.6	8.0	7.8	7.7	7.4	7.1	6.7						



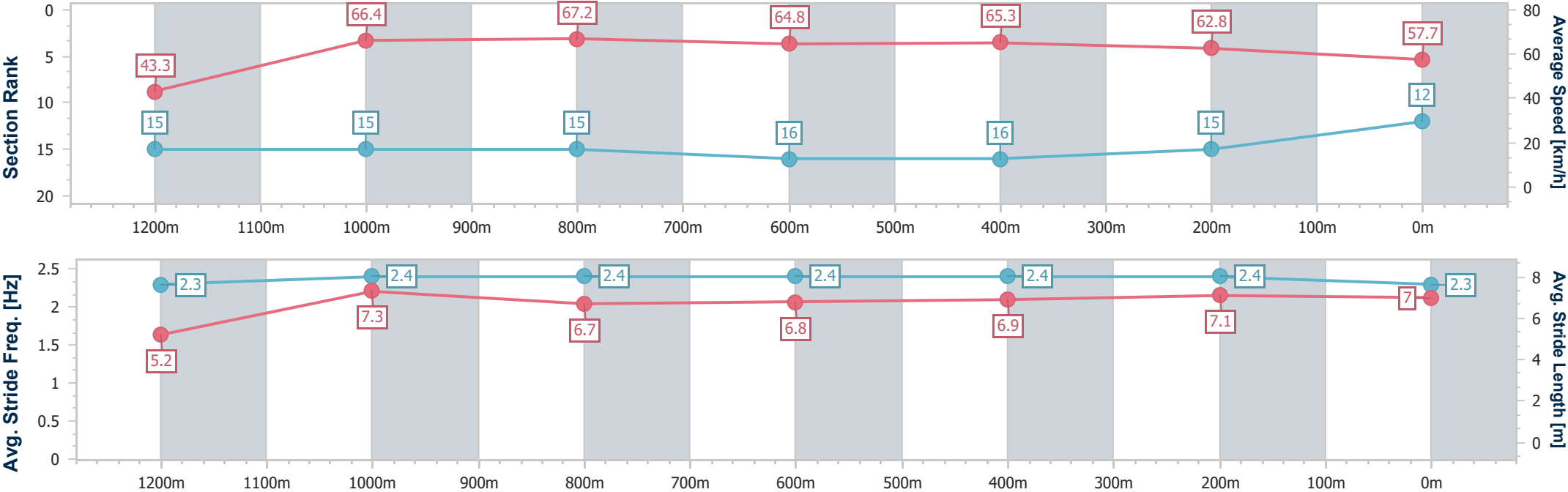


Horse/Jockey Name	I'm Heroic
Final Rank	12
Fastest Section Time (Section)	0:08.32 (Overall)
Top Speed [km/h] (Section)	68.6 (1200m)
Race State	Finished



Aquis Park Gold CoastProfessional  
Race 5: SCONE RACE CLUB MAGIC MILLIONS RISING STARS 3YO & 4YO Colts, Geldings & Entires Class 4 Plate - 1300m  
10 January 2026 - 16:47  
Track Rating: Good 4, Weather: Fine, Rail Position: True

Section	Overall	1200m	1000m	800m	600m	400m	200m						
Section Times	1:16.12 [12] (0:08.32)	1:07.80 [15] (0:10.82)	0:56.98 [15] (0:10.79)	0:46.19 [15] (0:11.12)	0:35.07 [16] (0:11.11)	0:23.96 [16] (0:11.50)	0:12.46 [15]						
Average Speed [km/h]	43.3	66.4	67.2	64.8	65.3	62.8	57.7						
Top Speed [km/h]	60.5	68.6	67.9	66.7	65.9	63.8	60.2						
Avg. Dist. to Rail [m]	8.9	2.5	1.1	0.6	1.2	1.5	3.2						
Avg. Stride Freq. [Hz]	2.3	2.4	2.4	2.4	2.4	2.4	2.3						
Avg. Stride Length [m]	5.2	7.3	6.7	6.8	6.9	7.1	7.0						



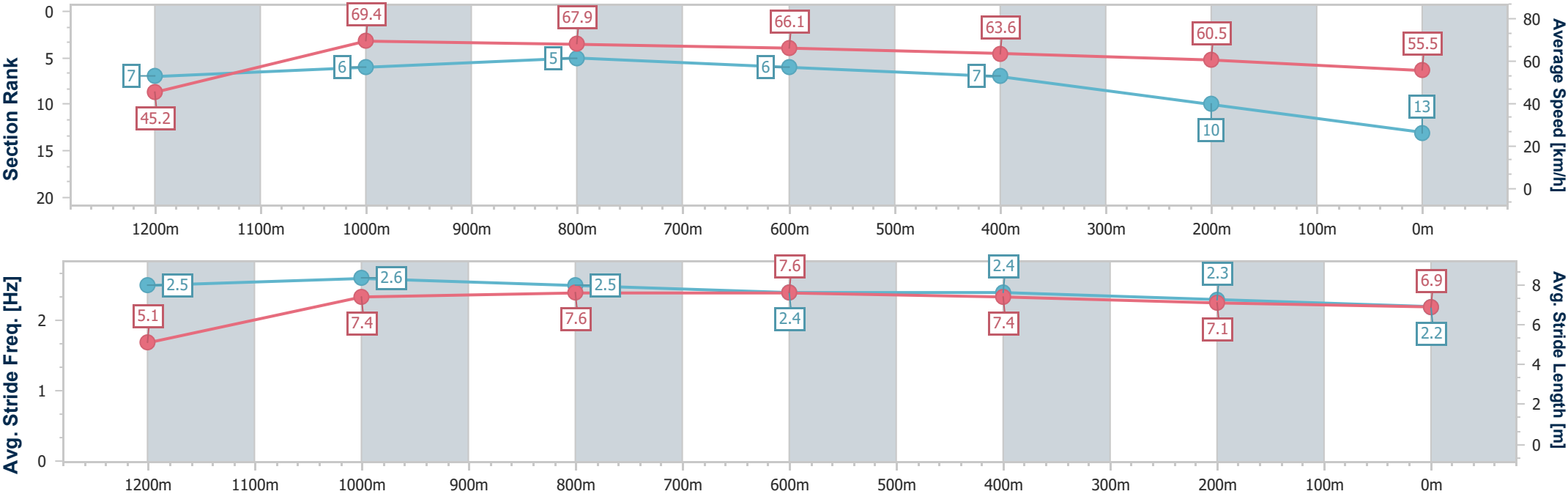


Horse/Jockey Name	Gorbachev
Final Rank	13
Fastest Section Time (Section)	0:08.00 (Overall)
Top Speed [km/h] (Section)	71.2 (1200m)
Race State	Finished



Aquis Park Gold CoastProfessional  
Race 5: SCONE RACE CLUB MAGIC MILLIONS RISING STARS 3YO & 4YO Colts, Geldings & Entires Class 4 Plate - 1300m  
10 January 2026 - 16:47  
Track Rating: Good 4, Weather: Fine, Rail Position: True

Section	Overall	1200m	1000m	800m	600m	400m	200m						
Section Times	1:16.26 [13] (0:08.00)	1:08.26 [7] (0:10.37)	0:57.89 [6] (0:10.71)	0:47.18 [5] (0:10.92)	0:36.26 [6] (0:11.38)	0:24.88 [7] (0:11.94)	0:12.94 [10] (0:12.94)						
Average Speed [km/h]	45.2	69.4	67.9	66.1	63.6	60.5	55.5						
Top Speed [km/h]	65.1	71.2	69.3	67.2	65.1	61.6	59.2						
Avg. Dist. to Rail [m]	5.8	2.5	1.8	1.3	0.7	2.5	1.6						
Avg. Stride Freq. [Hz]	2.5	2.6	2.5	2.4	2.4	2.3	2.2						
Avg. Stride Length [m]	5.1	7.4	7.6	7.6	7.4	7.1	6.9						



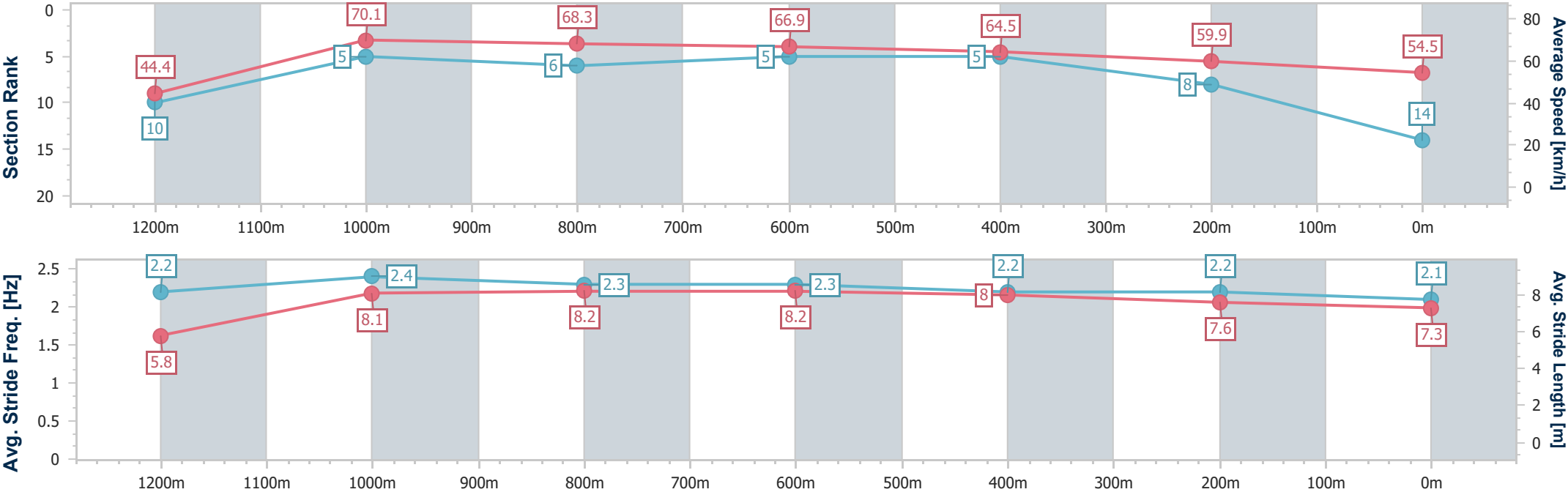


Horse/Jockey Name	Cash
Final Rank	14
Fastest Section Time (Section)	0:08.12 (Overall)
Top Speed [km/h] (Section)	72.5 (1200m)
Race State	Finished



Aquis Park Gold CoastProfessional  
Race 5: SCONE RACE CLUB MAGIC MILLIONS RISING STARS 3YO & 4YO Colts, Geldings & Entires Class 4 Plate - 1300m  
10 January 2026 - 16:47  
Track Rating: Good 4, Weather: Fine, Rail Position: True

Section	Overall	1200m	1000m	800m	600m	400m	200m						
Section Times	1:16.42 [14] (0:08.12)	1:08.30 [10] (0:10.24)	0:58.06 [5] (0:10.72)	0:47.34 [6] (0:10.83)	0:36.51 [5] (0:11.25)	0:25.26 [5] (0:12.07)	0:13.19 [8] (0:13.19)						
Average Speed [km/h]	44.4	70.1	68.3	66.9	64.5	59.9	54.5						
Top Speed [km/h]	66.3	72.5	69.4	69.4	65.6	61.8	57.5						
Avg. Dist. to Rail [m]	7.2	3.9	2.6	2.1	1.4	4.1	4.9						
Avg. Stride Freq. [Hz]	2.2	2.4	2.3	2.3	2.2	2.2	2.1						
Avg. Stride Length [m]	5.8	8.1	8.2	8.2	8.0	7.6	7.3						



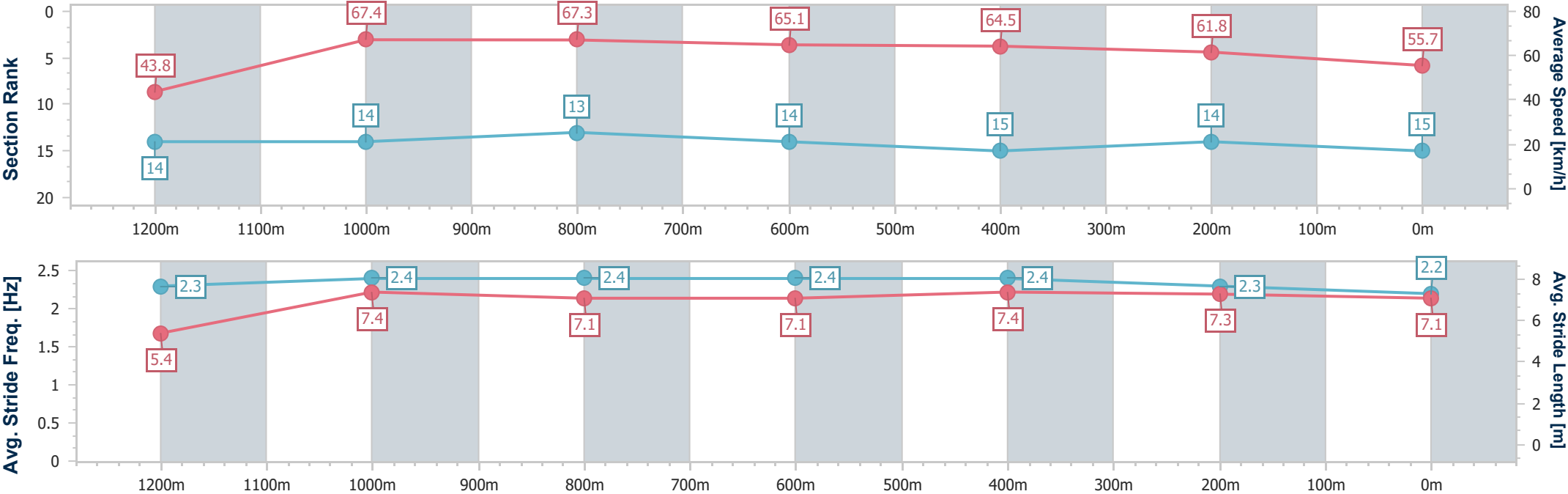


Horse/Jockey Name	Stardeel
Final Rank	15
Fastest Section Time (Section)	0:08.21 (Overall)
Top Speed [km/h] (Section)	68.6 (1200m)
Race State	Finished



Aquis Park Gold CoastProfessional  
Race 5: SCONE RACE CLUB MAGIC MILLIONS RISING STARS  
3YO & 4YO Colts, Geldings & Entires Class 4 Plate - 1300m  
10 January 2026 - 16:47  
Track Rating: Good 4, Weather: Fine, Rail Position: True

Section	Overall	1200m	1000m	800m	600m	400m	200m						
Section Times	1:16.60 [15] (0:08.21)	1:08.39 [14] (0:10.74)	0:57.65 [14] (0:10.74)	0:46.91 [13] (0:11.13)	0:35.78 [14] (0:11.18)	0:24.60 [15] (0:11.64)	0:12.96 [14] (0:12.96)						
Average Speed [km/h]	43.8	67.4	67.3	65.1	64.5	61.8	55.7						
Top Speed [km/h]	62.5	68.6	68.1	65.7	65.8	63.3	59.5						
Avg. Dist. to Rail [m]	7.5	3.3	1.4	0.9	0.6	1.8	4.6						
Avg. Stride Freq. [Hz]	2.3	2.4	2.4	2.4	2.4	2.3	2.2						
Avg. Stride Length [m]	5.4	7.4	7.1	7.1	7.4	7.3	7.1						



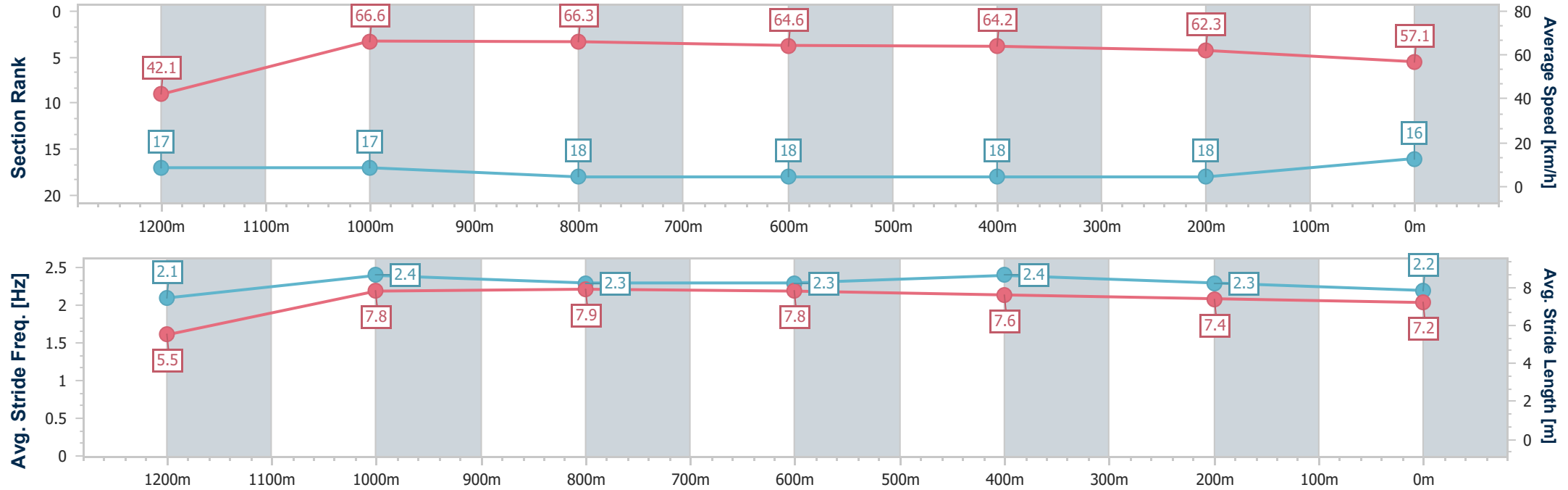


Horse/Jockey Name	Skorpios Isle
Final Rank	16
Fastest Section Time (Section)	0:08.61 (Overall)
Top Speed [km/h] (Section)	68.3 (1200m)
Race State	Finished



Aquis Park Gold CoastProfessional  
Race 5: SCONE RACE CLUB MAGIC MILLIONS RISING STARS 3YO & 4YO Colts, Geldings & Entires Class 4 Plate - 1300m  
10 January 2026 - 16:47  
Track Rating: Good 4, Weather: Fine, Rail Position: True

Section	Overall	1200m	1000m	800m	600m	400m	200m						
Section Times	1:16.86 [16] (0:08.61)	1:08.25 [17] (0:10.81)	0:57.44 [17] (0:10.88)	0:46.56 [18] (0:11.19)	0:35.37 [18] (0:11.21)	0:24.16 [18] (0:11.53)	0:12.63 [18] (0:12.63)						
Average Speed [km/h]	42.1	66.6	66.3	64.6	64.2	62.3	57.1						
Top Speed [km/h]	62.5	68.3	67.5	66.9	65.0	63.6	60.8						
Avg. Dist. to Rail [m]	9.4	1.5	0.7	0.8	0.4	2.0	4.8						
Avg. Stride Freq. [Hz]	2.1	2.4	2.3	2.3	2.4	2.3	2.2						
Avg. Stride Length [m]	5.5	7.8	7.9	7.8	7.6	7.4	7.2						





Horse/Jockey Name	Concession
Final Rank	17
Fastest Section Time (Section)	0:07.88 (Overall)
Top Speed [km/h] (Section)	70.8 (1200m)
Race State	Finished



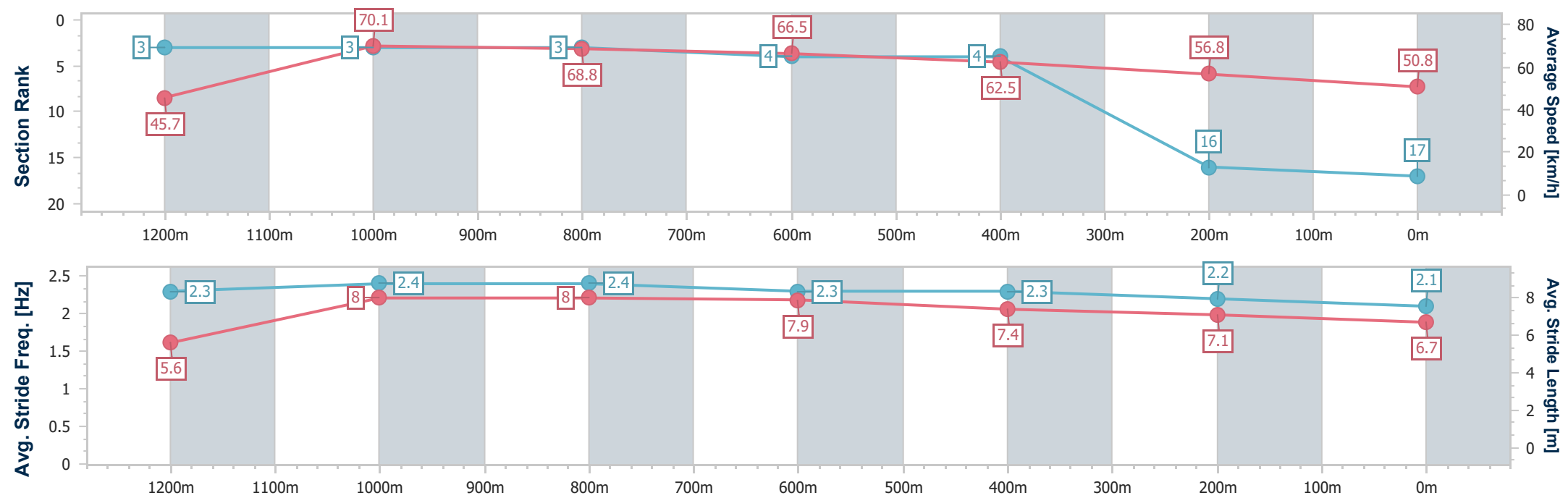
Aquis Park Gold CoastProfessional

Race 5: SCONE RACE CLUB MAGIC MILLIONS RISING STARS 3YO & 4YO Colts, Geldings & Entires Class 4 Plate - 1300m

10 January 2026 - 16:47

Track Rating: Good 4, Weather: Fine, Rail Position: True

Section	Overall	1200m	1000m	800m	600m	400m	200m						
Section Times	1:17.99 [17] (0:07.88)	1:10.11 [3] (0:10.28)	0:59.83 [3] (0:10.57)	0:49.26 [3] (0:10.92)	0:38.34 [4] (0:11.47)	0:26.87 [4] (0:12.71)	0:14.16 [16] (0:14.16)						
Average Speed [km/h]	45.7	70.1	68.8	66.5	62.5	56.8	50.8						
Top Speed [km/h]	67.9	70.8	70.5	67.8	64.6	59.2	53.3						
Avg. Dist. to Rail [m]	5.2	1.0	1.8	2.0	0.2	0.3	2.1						
Avg. Stride Freq. [Hz]	2.3	2.4	2.4	2.3	2.3	2.2	2.1						
Avg. Stride Length [m]	5.6	8.0	8.0	7.9	7.4	7.1	6.7						





Horse/Jockey Name	Thee Creek
Final Rank	18
Fastest Section Time (Section)	0:08.20 (Overall)
Top Speed [km/h] (Section)	70.2 (1000m)
Race State	Finished



Aquis Park Gold CoastProfessional

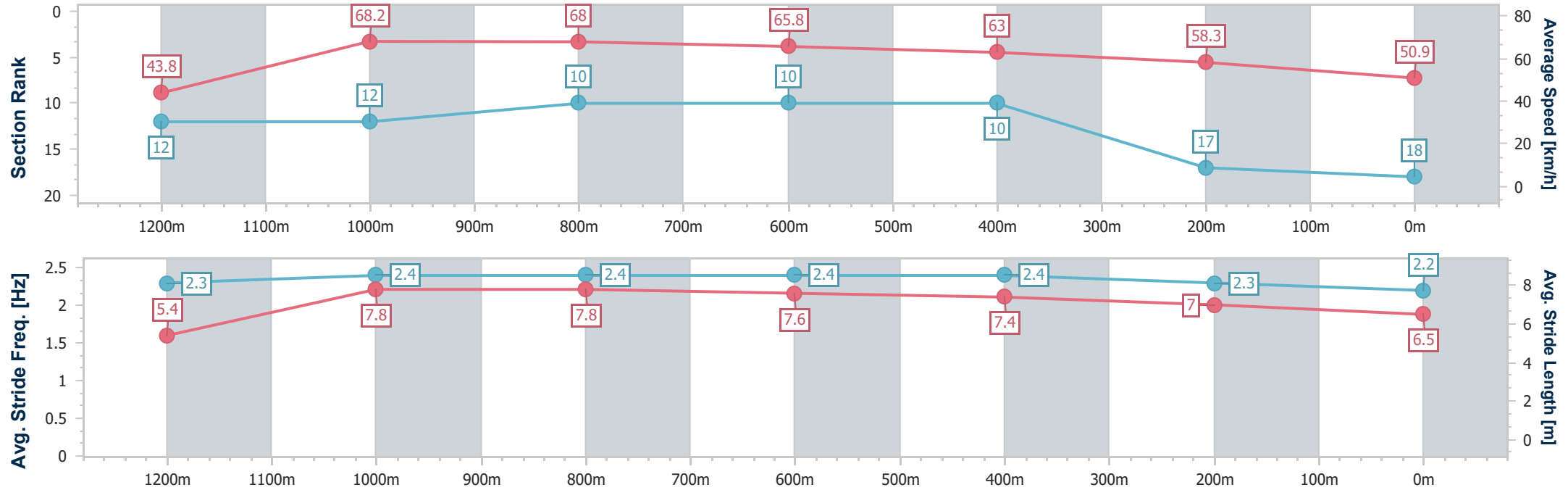
Race 5: SCONE RACE CLUB MAGIC MILLIONS RISING STARS 3YO & 4YO Colts, Geldings & Entires Class 4 Plate - 1300m

10 January 2026 - 16:47

Track Rating: Good 4, Weather: Fine, Rail Position: True

AQUIS PARK  
HOME OF THE GOLD COAST  
RACE CLUB & SPORT CENTRE

Section	Overall	1200m	1000m	800m	600m	400m	200m						
Section Times	1:18.07 [18] (0:08.20)	1:09.87 [12] (0:10.58)	0:59.29 [12] (0:10.64)	0:48.65 [10] (0:10.92)	0:37.73 [10] (0:11.27)	0:26.46 [10] (0:12.34)	0:14.12 [17] (0:14.12)						
Average Speed [km/h]	43.8	68.2	68.0	65.8	63.0	58.3	50.9						
Top Speed [km/h]	64.7	69.2	70.2	67.5	65.1	59.7	55.0						
Avg. Dist. to Rail [m]	2.5	1.5	0.9	0.5	2.1	1.0	0.8						
Avg. Stride Freq. [Hz]	2.3	2.4	2.4	2.4	2.4	2.3	2.2						
Avg. Stride Length [m]	5.4	7.8	7.8	7.6	7.4	7.0	6.5						





**Aquis Park Gold Coast Professional**  
**Race 6: EXPERIENCE GOLD COAST SUNLIGHT CONSOLATION 3YO**  
**Plate - 1100m**  
**10 January 2026 - 17:27**



Track Rating: Good 4, Weather: Fine, Rail Position: True

Section		Overall				1000m	800m	600m	400m	200m	Last 600m		
Field Times		1:02.68				0:54.87	0:44.60	0:33.90	0:22.76	0:11.39	0:33.90		
		(0:07.81)				(0:10.27)	(0:10.70)	(0:11.14)	(0:11.37)	(0:11.39)			
Rank	TAB	Horse/Jockey	Barrier	Top Speed [km/h]	Fastest Section						Margin	Distance Travelled [m]	
1	8	MISS FREELOVE	4	69.0	0:07.98	1:02.68 [1]	0:54.70 [4]	0:43.85 [6]	0:33.27 [6]	0:22.31 [5]	0:11.31 [3]	1:02.68	0:33.27
		Tim Clark		800m	Overall	(0:07.98)	(0:10.85)	(0:10.58)	(0:10.96)	(0:11.00)	(0:11.31)		
2	2	TORQUE TO BE SURE	11	69.2	0:08.17	1:02.73 [2]	0:54.56 [7]	0:43.81 [7]	0:33.10 [7]	0:22.12 [7]	0:11.25 [5]	0.31L	0:33.10 +4
		Ben Melham		1000m	Overall	(0:08.17)	(0:10.75)	(0:10.71)	(0:10.98)	(0:10.87)	(0:11.25)		
3	11	FORGOTTEN SPIRIT	14	71.1	0:08.00	1:02.85 [3]	0:54.85 [5]	0:44.37 [4]	0:33.75 [4]	0:22.67 [3]	0:11.49 [2]	0.98L	0:33.75 +4
		Craig Williams		1000m	Overall	(0:08.00)	(0:10.48)	(0:10.62)	(0:11.08)	(0:11.18)	(0:11.49)		
4	3	JOHNNY	3	69.2	0:08.12	1:03.09 [4]	0:54.97 [6]	0:44.33 [5]	0:33.69 [5]	0:22.68 [6]	0:11.60 [6]	2.4L	0:33.69 +0
		Damian Lane		1000m	Overall	(0:08.12)	(0:10.64)	(0:10.64)	(0:11.01)	(0:11.08)	(0:11.60)		
5	1	KING OF POP	5	68.5	0:08.20	1:03.15 [5]	0:54.95 [8]	0:44.15 [8]	0:33.46 [8]	0:22.53 [8]	0:11.63 [7]	2.77L	0:33.46 +0
		Jason Collett		1000m	Overall	(0:08.20)	(0:10.80)	(0:10.69)	(0:10.93)	(0:10.90)	(0:11.63)		
6	4	NORTHLANDER	8	69.0	0:08.59	1:03.18 [6]	0:54.59 [12]	0:43.95 [11]	0:33.27 [11]	0:22.40 [10]	0:11.36 [10]	2.97L	0:33.27 -4
		Zac Lloyd		1000m	Overall	(0:08.59)	(0:10.64)	(0:10.68)	(0:10.87)	(0:11.04)	(0:11.36)		
7	12	STRADA VARENNA	10	70.3	0:08.39	1:03.24 [7]	0:54.85 [11]	0:43.86 [12]	0:33.24 [12]	0:22.24 [12]	0:11.46 [9]	3.28L	0:33.24 +4
		James McDonald		800m	Overall	(0:08.39)	(0:10.99)	(0:10.62)	(0:11.00)	(0:10.78)	(0:11.46)		
8	14	EXCELOQUENT	9	71.7	0:07.94	1:03.27 [8]	0:55.33 [3]	0:45.05 [2]	0:34.38 [2]	0:23.21 [2]	0:11.90 [4]	3.5L	0:34.38 +2
		Tommy Berry		1000m	Overall	(0:07.94)	(0:10.28)	(0:10.67)	(0:11.17)	(0:11.31)	(0:11.90)		
9	9	SISSTAINABLE	13	72.2	0:07.92	1:03.46 [9]	0:55.54 [2]	0:45.16 [3]	0:34.39 [3]	0:23.19 [4]	0:11.82 [8]	4.57L	0:34.39 +6
		Ben Thompson		1000m	Overall	(0:07.92)	(0:10.38)	(0:10.77)	(0:11.20)	(0:11.37)	(0:11.82)		
10	6	DA SNOOP DOG	2	71.6	0:07.81	1:03.51 [10]	0:55.70 [1]	0:45.43 [1]	0:34.73 [1]	0:23.59 [1]	0:12.22 [1]	4.87L	0:34.73 -2
		Rachel King		1000m	Overall	(0:07.81)	(0:10.27)	(0:10.70)	(0:11.14)	(0:11.37)	(0:12.22)		

Scratched: Manpower (#5), Bottles Of Shells (#15), Goldarnie (#13)



**Aquis Park Gold Coast Professional**  
**Race 6: EXPERIENCE GOLD COAST SUNLIGHT CONSOLATION 3YO**  
**Plate - 1100m**  
**10 January 2026 - 17:27**



Track Rating: Good 4, Weather: Fine, Rail Position: True

Section					Overall	1000m	800m	600m	400m	200m	Last 600m			
Field Times					1:02.68 (0:07.81)	0:54.87 (0:10.27)	0:44.60 (0:10.70)	0:33.90 (0:11.14)	0:22.76 (0:11.37)	0:11.39 (0:11.39)	0:33.90			
Rank	TAB	Horse/Jockey	Barrier	Top Speed [km/h]	Fastest Section							Margin		Distance Travelled [m]
11	10	HIATUS	7	68.2	0:08.31	1:03.78 [11]	0:55.47 [9]	0:44.69 [9]	0:33.90 [10]	0:22.82 [11]	0:11.71 [12]	6.45L	0:33.90	+4
		Angela Jones		1000m	Overall	(0:08.31)	(0:10.78)	(0:10.79)	(0:11.08)	(0:11.11)	(0:11.71)			
12	7	SOLIDUDE	12	69.2	0:08.31	1:03.93 [12]	0:55.62 [10]	0:44.78 [10]	0:34.10 [9]	0:23.17 [9]	0:11.92 [11]	7.37L	0:34.10	+5
		Cejay Graham		1000m	Overall	(0:08.31)	(0:10.84)	(0:10.68)	(0:10.93)	(0:11.25)	(0:11.92)			

Scratched: Manpower (#5), Bottles Of Shells (#15), Goldarnie (#13)



Horse/Jockey Name	Miss Freelove
Final Rank	1
Fastest Section Time (Section)	0:07.98 (Overall)
Top Speed [km/h] (Section)	69.0 (800m)
Race State	Finished



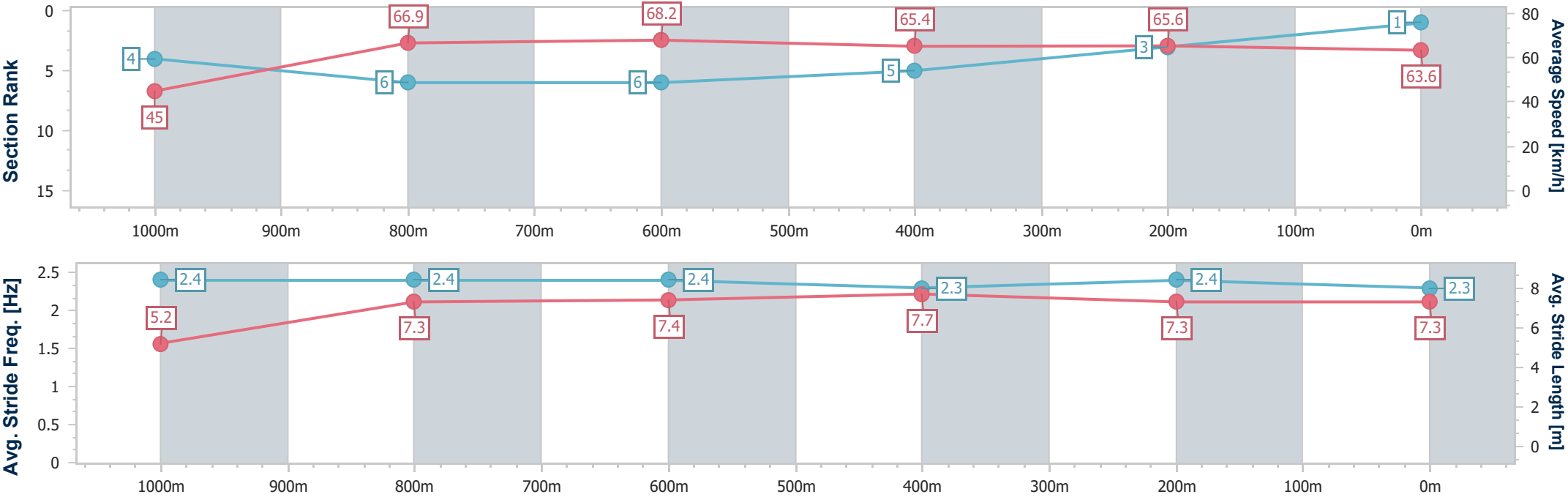
Aquis Park Gold CoastProfessional  
Race 6: EXPERIENCE GOLD COAST SUNLIGHT  
CONSOLATION 3YO Plate - 1100m



10 January 2026 - 17:27

Track Rating: Good 4, Weather: Fine, Rail Position: True

Section	Overall	1000m	800m	600m	400m	200m								
Section Times	1:02.68 [1] (0:07.98)	0:54.70 [4] (0:10.85)	0:43.85 [6] (0:10.58)	0:33.27 [6] (0:10.96)	0:22.31 [5] (0:11.00)	0:11.31 [3] (0:11.31)								
Average Speed [km/h]	45.0	66.9	68.2	65.4	65.6	63.6								
Top Speed [km/h]	65.0	68.3	69.0	66.7	66.5	65.3								
Avg. Dist. to Rail [m]	4.9	1.9	0.4	0.6	3.1	2.9								
Avg. Stride Freq. [Hz]	2.4	2.4	2.4	2.3	2.4	2.3								
Avg. Stride Length [m]	5.2	7.3	7.4	7.7	7.3	7.3								





Horse/Jockey Name	Torque To Be Sure
Final Rank	2
Fastest Section Time (Section)	0:08.17 (Overall)
Top Speed [km/h] (Section)	69.2 (1000m)
Race State	Finished



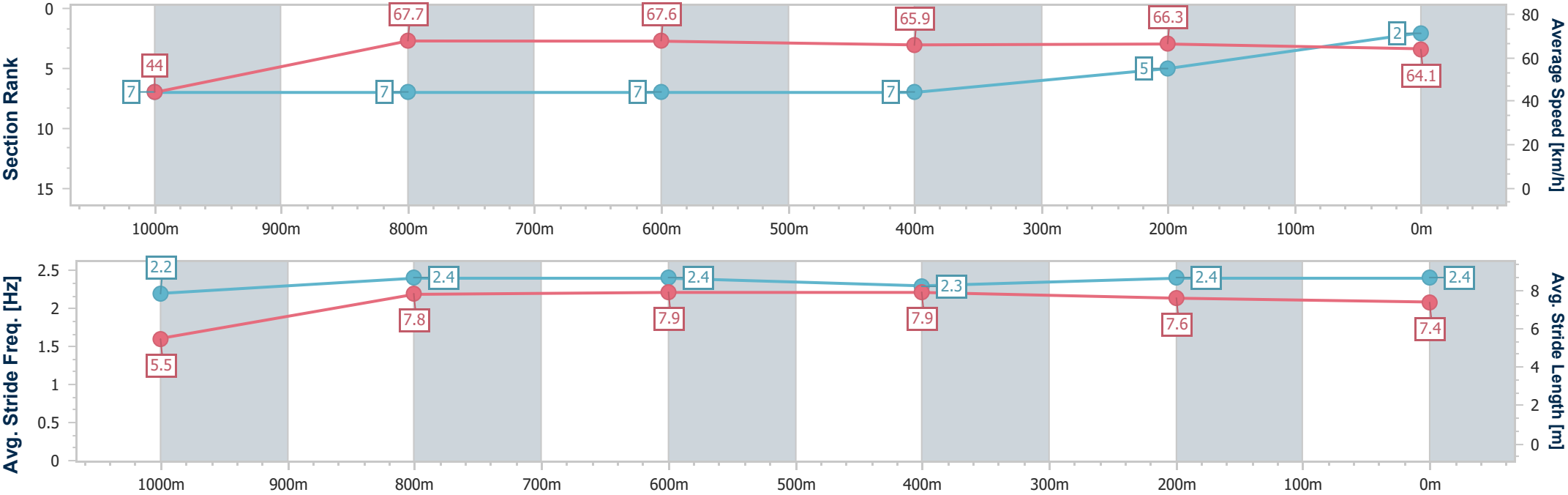
Aquis Park Gold CoastProfessional  
Race 6: EXPERIENCE GOLD COAST SUNLIGHT  
CONSOLATION 3YO Plate - 1100m



10 January 2026 - 17:27

Track Rating: Good 4, Weather: Fine, Rail Position: True

Section	Overall	1000m	800m	600m	400m	200m								
Section Times	1:02.73 [2] (0:08.17)	0:54.56 [7] (0:10.75)	0:43.81 [7] (0:10.71)	0:33.10 [7] (0:10.98)	0:22.12 [7] (0:10.87)	0:11.25 [5] (0:11.25)								
Average Speed [km/h]	44.0	67.7	67.6	65.9	66.3	64.1								
Top Speed [km/h]	63.5	69.2	68.2	67.0	67.4	66.2								
Avg. Dist. to Rail [m]	8.5	3.0	1.5	0.7	5.1	5.0								
Avg. Stride Freq. [Hz]	2.2	2.4	2.4	2.3	2.4	2.4								
Avg. Stride Length [m]	5.5	7.8	7.9	7.9	7.6	7.4								





Horse/Jockey Name	Forgotten Spirit
Final Rank	3
Fastest Section Time (Section)	0:08.00 (Overall)
Top Speed [km/h] (Section)	71.1 (1000m)
Race State	Finished



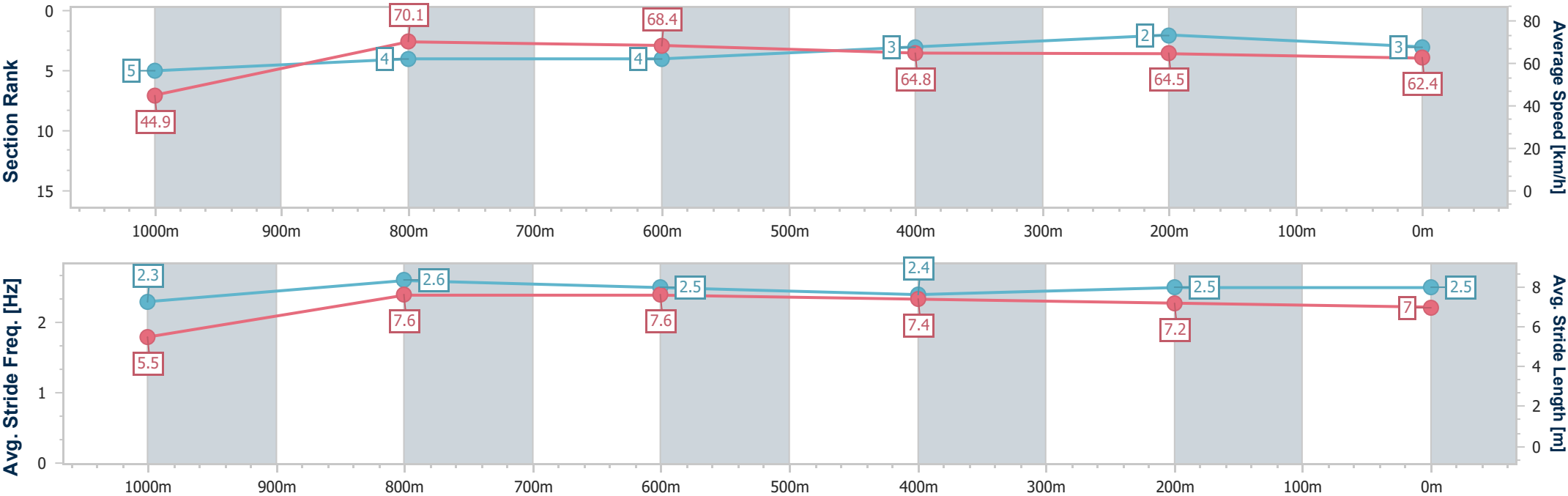
Aquis Park Gold CoastProfessional  
Race 6: EXPERIENCE GOLD COAST SUNLIGHT  
CONSOLATION 3YO Plate - 1100m



10 January 2026 - 17:27

Track Rating: Good 4, Weather: Fine, Rail Position: True

Section	Overall	1000m	800m	600m	400m	200m							
Section Times	1:02.85 [3] (0:08.00)	0:54.85 [5] (0:10.48)	0:44.37 [4] (0:10.62)	0:33.75 [4] (0:11.08)	0:22.67 [3] (0:11.18)	0:11.49 [2] (0:11.49)							
Average Speed [km/h]	44.9	70.1	68.4	64.8	64.5	62.4							
Top Speed [km/h]	66.9	71.1	69.6	66.4	65.6	64.5							
Avg. Dist. to Rail [m]	11.9	5.2	1.7	0.6	0.5	0.8							
Avg. Stride Freq. [Hz]	2.3	2.6	2.5	2.4	2.5	2.5							
Avg. Stride Length [m]	5.5	7.6	7.6	7.4	7.2	7.0							



- [ ] Ranking at each section and finish
- .-.- No data available at this section
- NA No data available



Horse/Jockey Name	Johnny
Final Rank	4
Fastest Section Time (Section)	0:08.12 (Overall)
Top Speed [km/h] (Section)	69.2 (1000m)
Race State	Finished



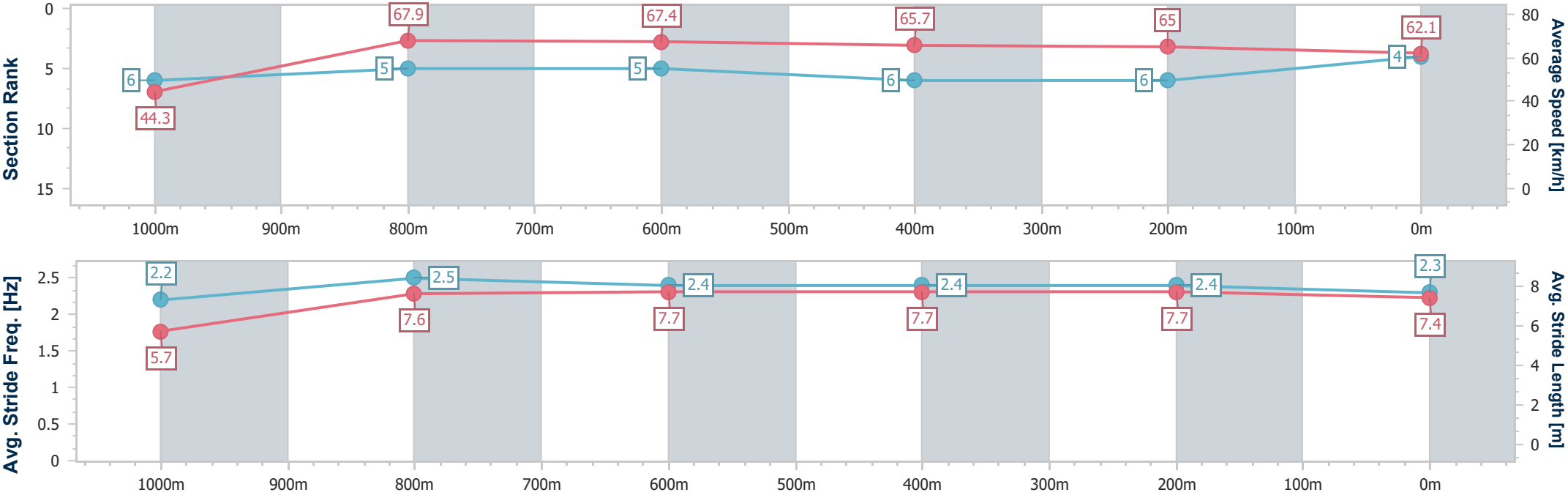
Aquis Park Gold CoastProfessional  
Race 6: EXPERIENCE GOLD COAST SUNLIGHT  
CONSOLATION 3YO Plate - 1100m



10 January 2026 - 17:27

Track Rating: Good 4, Weather: Fine, Rail Position: True

Section	Overall	1000m	800m	600m	400m	200m							
Section Times	1:03.09 [4] (0:08.12)	0:54.97 [6] (0:10.64)	0:44.33 [5] (0:10.64)	0:33.69 [5] (0:11.01)	0:22.68 [6] (0:11.08)	0:11.60 [6] (0:11.60)							
Average Speed [km/h]	44.3	67.9	67.4	65.7	65.0	62.1							
Top Speed [km/h]	65.1	69.2	68.8	67.4	65.7	65.4							
Avg. Dist. to Rail [m]	4.3	1.0	0.5	0.7	2.6	2.5							
Avg. Stride Freq. [Hz]	2.2	2.5	2.4	2.4	2.4	2.3							
Avg. Stride Length [m]	5.7	7.6	7.7	7.7	7.7	7.4							





Horse/Jockey Name	King Of Pop
Final Rank	5
Fastest Section Time (Section)	0:08.20 (Overall)
Top Speed [km/h] (Section)	68.5 (1000m)
Race State	Finished



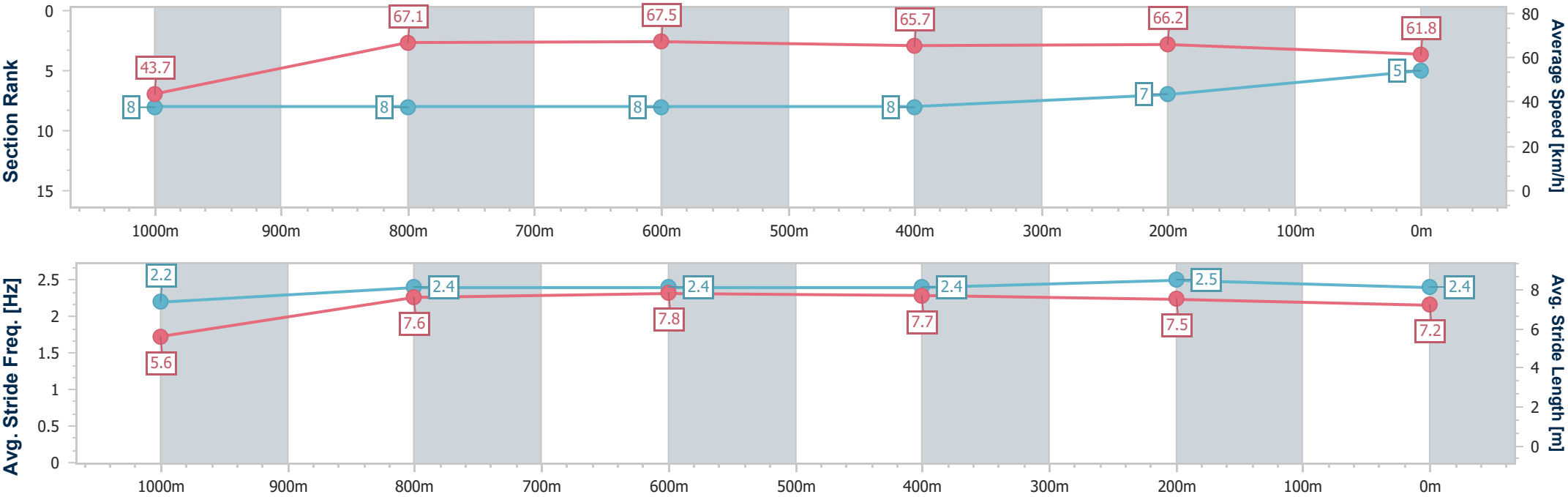
Aquis Park Gold CoastProfessional  
Race 6: EXPERIENCE GOLD COAST SUNLIGHT  
CONSOLATION 3YO Plate - 1100m



10 January 2026 - 17:27

Track Rating: Good 4, Weather: Fine, Rail Position: True

Section	Overall	1000m	800m	600m	400m	200m								
Section Times	1:03.15 [5] (0:08.20)	0:54.95 [8] (0:10.80)	0:44.15 [8] (0:10.69)	0:33.46 [8] (0:10.93)	0:22.53 [8] (0:10.90)	0:11.63 [7] (0:11.63)								
Average Speed [km/h]	43.7	67.1	67.5	65.7	66.2	61.8								
Top Speed [km/h]	63.2	68.5	68.5	66.4	67.0	64.4								
Avg. Dist. to Rail [m]	5.7	1.7	0.7	0.7	3.5	4.4								
Avg. Stride Freq. [Hz]	2.2	2.4	2.4	2.4	2.5	2.4								
Avg. Stride Length [m]	5.6	7.6	7.8	7.7	7.5	7.2								





Horse/Jockey Name	Northlander
Final Rank	6
Fastest Section Time (Section)	0:08.59 (Overall)
Top Speed [km/h] (Section)	69.0 (1000m)
Race State	Finished



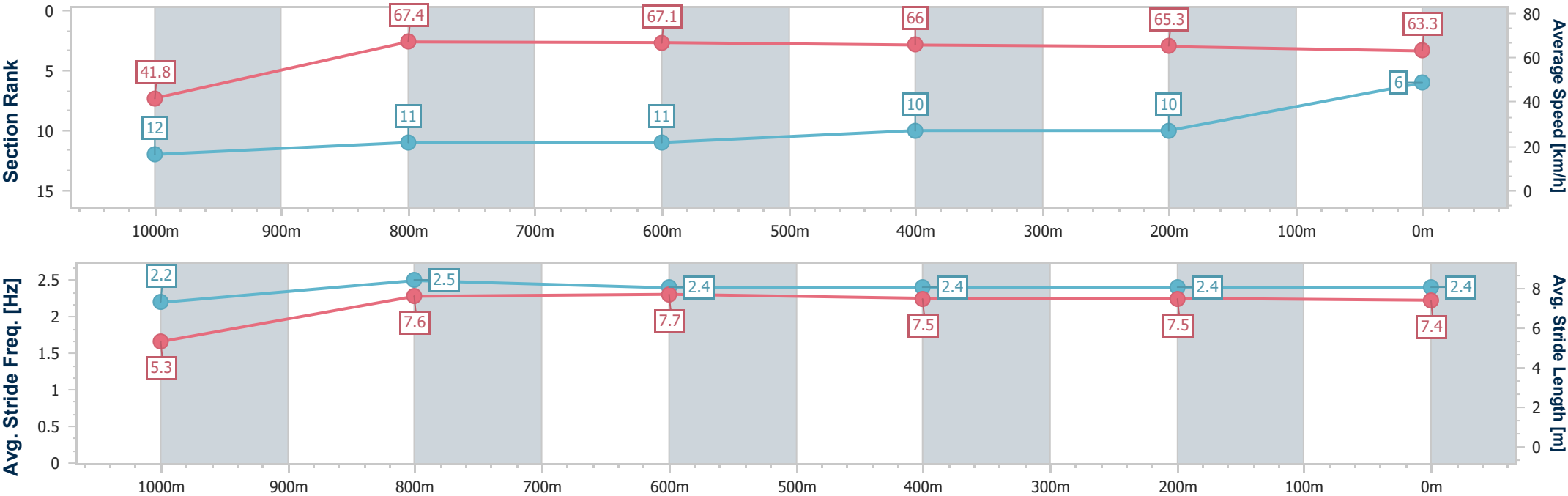
Aquis Park Gold CoastProfessional  
Race 6: EXPERIENCE GOLD COAST SUNLIGHT  
CONSOLATION 3YO Plate - 1100m



10 January 2026 - 17:27

Track Rating: Good 4, Weather: Fine, Rail Position: True

Section	Overall	1000m	800m	600m	400m	200m								
Section Times	1:03.18 [6] (0:08.59)	0:54.59 [12] (0:10.64)	0:43.95 [11] (0:10.68)	0:33.27 [11] (0:10.87)	0:22.40 [10] (0:11.04)	0:11.36 [10] (0:11.36)								
Average Speed [km/h]	41.8	67.4	67.1	66.0	65.3	63.3								
Top Speed [km/h]	62.6	69.0	68.8	67.0	66.3	64.8								
Avg. Dist. to Rail [m]	5.0	1.0	1.2	1.0	0.6	0.3								
Avg. Stride Freq. [Hz]	2.2	2.5	2.4	2.4	2.4	2.4								
Avg. Stride Length [m]	5.3	7.6	7.7	7.5	7.5	7.4								





Horse/Jockey Name	Strada Varenna
Final Rank	7
Fastest Section Time (Section)	0:08.39 (Overall)
Top Speed [km/h] (Section)	70.3 (800m)
Race State	Finished



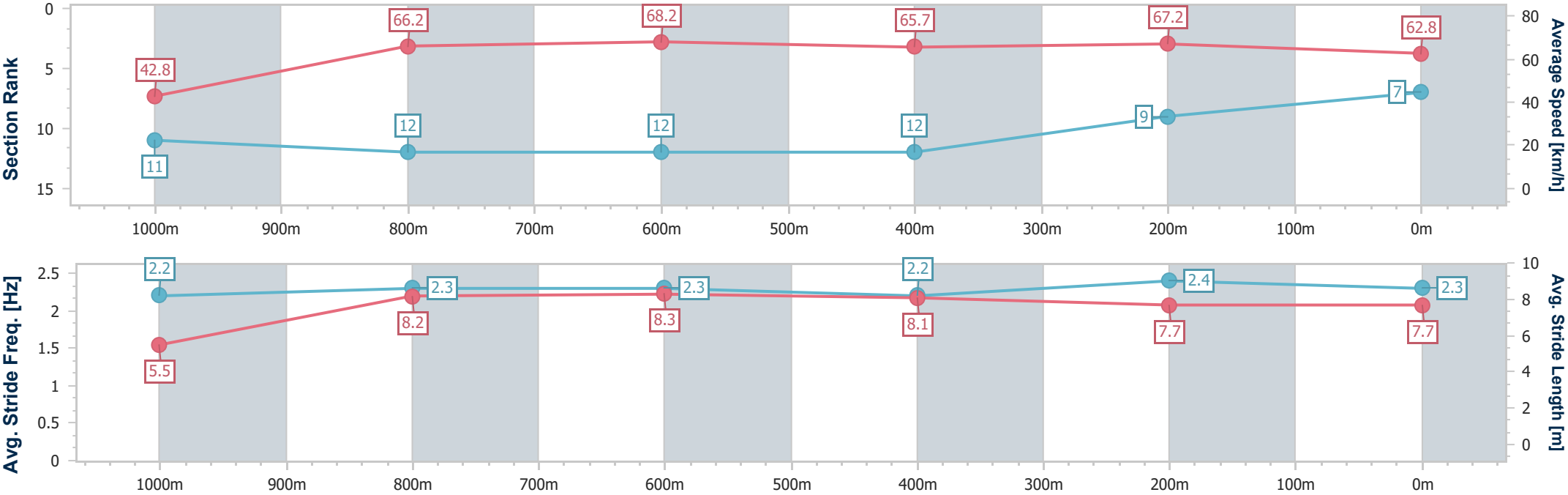
Aquis Park Gold CoastProfessional  
Race 6: EXPERIENCE GOLD COAST SUNLIGHT  
CONSOLATION 3YO Plate - 1100m



10 January 2026 - 17:27

Track Rating: Good 4, Weather: Fine, Rail Position: True

Section	Overall	1000m	800m	600m	400m	200m								
Section Times	1:03.24 [7] (0:08.39)	0:54.85 [11] (0:10.99)	0:43.86 [12] (0:10.62)	0:33.24 [12] (0:11.00)	0:22.24 [12] (0:10.78)	0:11.46 [9] (0:11.46)								
Average Speed [km/h]	42.8	66.2	68.2	65.7	67.2	62.8								
Top Speed [km/h]	61.8	67.6	70.3	67.0	68.8	66.2								
Avg. Dist. to Rail [m]	8.2	2.7	1.4	0.8	5.4	6.4								
Avg. Stride Freq. [Hz]	2.2	2.3	2.3	2.2	2.4	2.3								
Avg. Stride Length [m]	5.5	8.2	8.3	8.1	7.7	7.7								





Horse/Jockey Name	Exceloquent
Final Rank	8
Fastest Section Time (Section)	0:07.94 (Overall)
Top Speed [km/h] (Section)	71.7 (1000m)
Race State	Finished



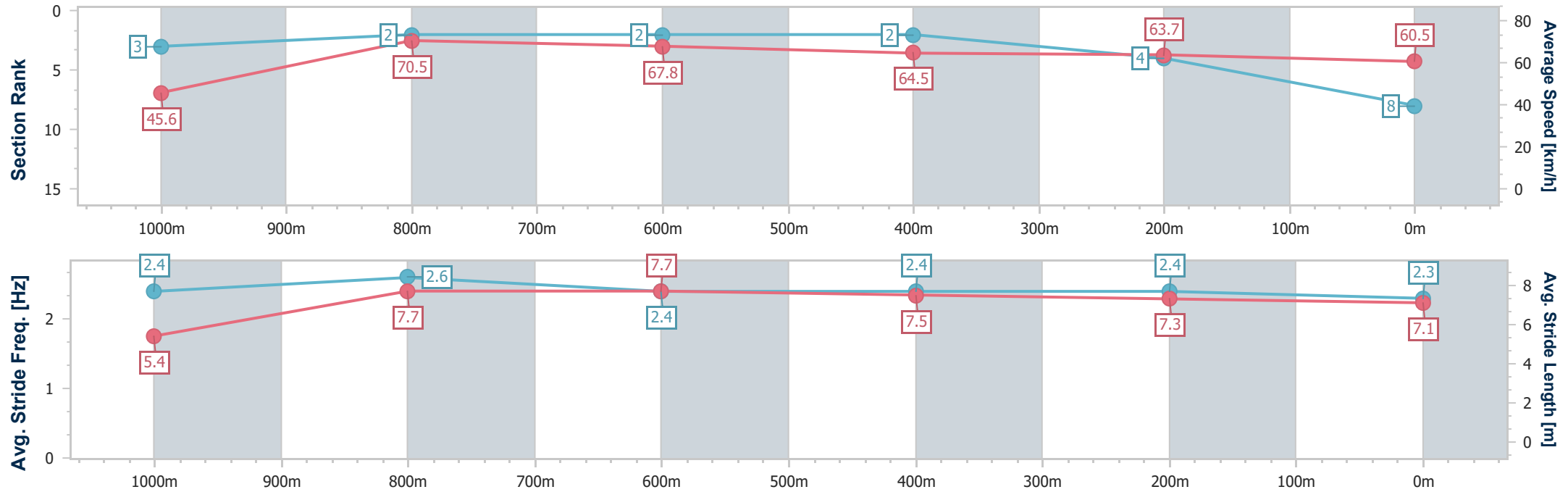
Aquis Park Gold CoastProfessional  
Race 6: EXPERIENCE GOLD COAST SUNLIGHT  
CONSOLATION 3YO Plate - 1100m



10 January 2026 - 17:27

Track Rating: Good 4, Weather: Fine, Rail Position: True

Section	Overall	1000m	800m	600m	400m	200m							
Section Times	1:03.27 [8] (0:07.94)	0:55.33 [3] (0:10.28)	0:45.05 [2] (0:10.67)	0:34.38 [2] (0:11.17)	0:23.21 [2] (0:11.31)	0:11.90 [4] (0:11.90)							
Average Speed [km/h]	45.6	70.5	67.8	64.5	63.7	60.5							
Top Speed [km/h]	67.2	71.7	70.1	65.6	64.4	62.5							
Avg. Dist. to Rail [m]	7.1	2.2	0.6	0.4	2.4	2.9							
Avg. Stride Freq. [Hz]	2.4	2.6	2.4	2.4	2.4	2.3							
Avg. Stride Length [m]	5.4	7.7	7.7	7.5	7.3	7.1							





Horse/Jockey Name	Sisustainable
Final Rank	9
Fastest Section Time (Section)	0:07.92 (Overall)
Top Speed [km/h] (Section)	72.2 (1000m)
Race State	Finished



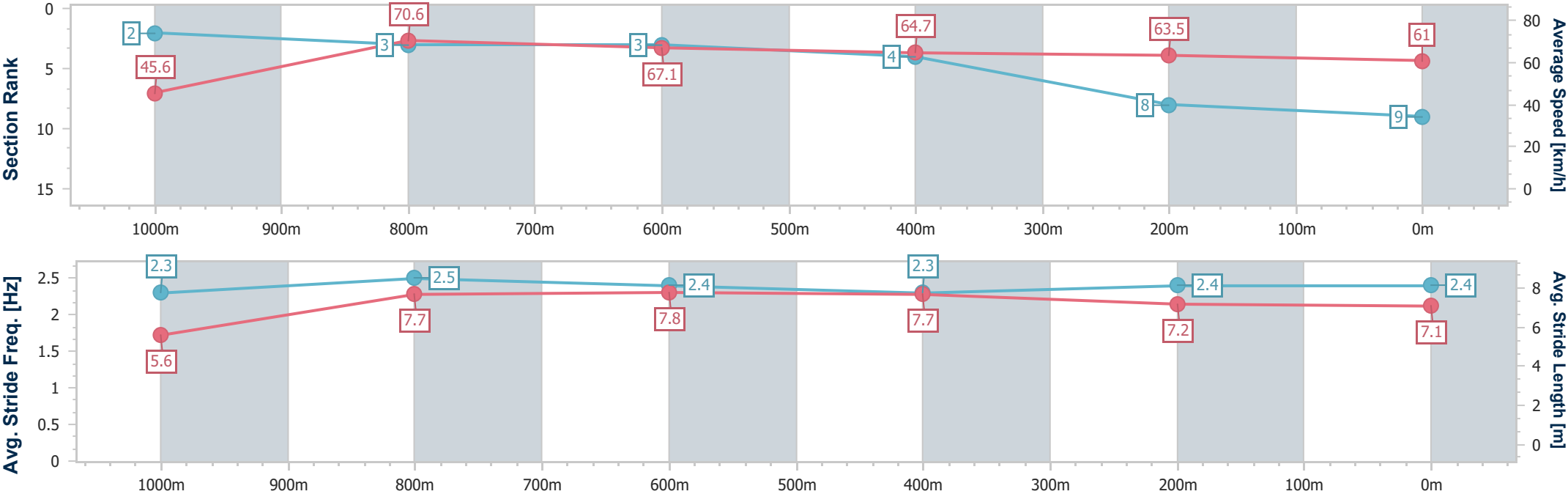
Aquis Park Gold CoastProfessional  
Race 6: EXPERIENCE GOLD COAST SUNLIGHT  
CONSOLATION 3YO Plate - 1100m



10 January 2026 - 17:27

Track Rating: Good 4, Weather: Fine, Rail Position: True

Section	Overall	1000m	800m	600m	400m	200m							
Section Times	1:03.46 [9] (0:07.92)	0:55.54 [2] (0:10.38)	0:45.16 [3] (0:10.77)	0:34.39 [3] (0:11.20)	0:23.19 [4] (0:11.37)	0:11.82 [8] (0:11.82)							
Average Speed [km/h]	45.6	70.6	67.1	64.7	63.5	61.0							
Top Speed [km/h]	67.4	72.2	68.9	65.3	64.3	62.5							
Avg. Dist. to Rail [m]	11.2	4.3	2.0	0.6	2.8	3.4							
Avg. Stride Freq. [Hz]	2.3	2.5	2.4	2.3	2.4	2.4							
Avg. Stride Length [m]	5.6	7.7	7.8	7.7	7.2	7.1							





Horse/Jockey Name	Da Snoop Dog
Final Rank	10
Fastest Section Time (Section)	0:07.81 (Overall)
Top Speed [km/h] (Section)	71.6 (1000m)
Race State	Finished



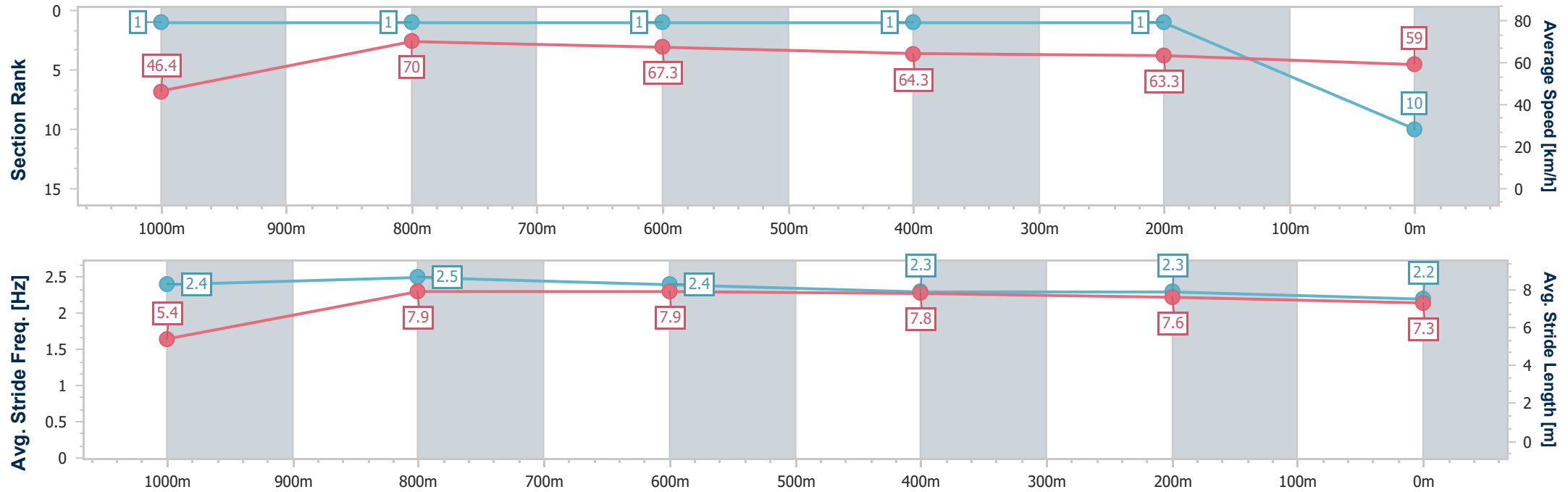
Aquis Park Gold CoastProfessional  
Race 6: EXPERIENCE GOLD COAST SUNLIGHT  
CONSOLATION 3YO Plate - 1100m



10 January 2026 - 17:27

Track Rating: Good 4, Weather: Fine, Rail Position: True

Section	Overall	1000m	800m	600m	400m	200m							
Section Times	1:03.51 [10] (0:07.81)	0:55.70 [1] (0:10.27)	0:45.43 [1] (0:10.70)	0:34.73 [1] (0:11.14)	0:23.59 [1] (0:11.37)	0:12.22 [1] (0:12.22)							
Average Speed [km/h]	46.4	70.0	67.3	64.3	63.3	59.0							
Top Speed [km/h]	66.8	71.6	71.0	64.8	64.5	62.0							
Avg. Dist. to Rail [m]	2.9	0.9	0.3	0.7	0.2	0.3							
Avg. Stride Freq. [Hz]	2.4	2.5	2.4	2.3	2.3	2.2							
Avg. Stride Length [m]	5.4	7.9	7.9	7.8	7.6	7.3							



- [ ] Ranking at each section and finish
- .-.- No data available at this section
- NA No data available



Horse/Jockey Name	Hiatus
Final Rank	11
Fastest Section Time (Section)	0:08.31 (Overall)
Top Speed [km/h] (Section)	68.2 (1000m)
Race State	Finished



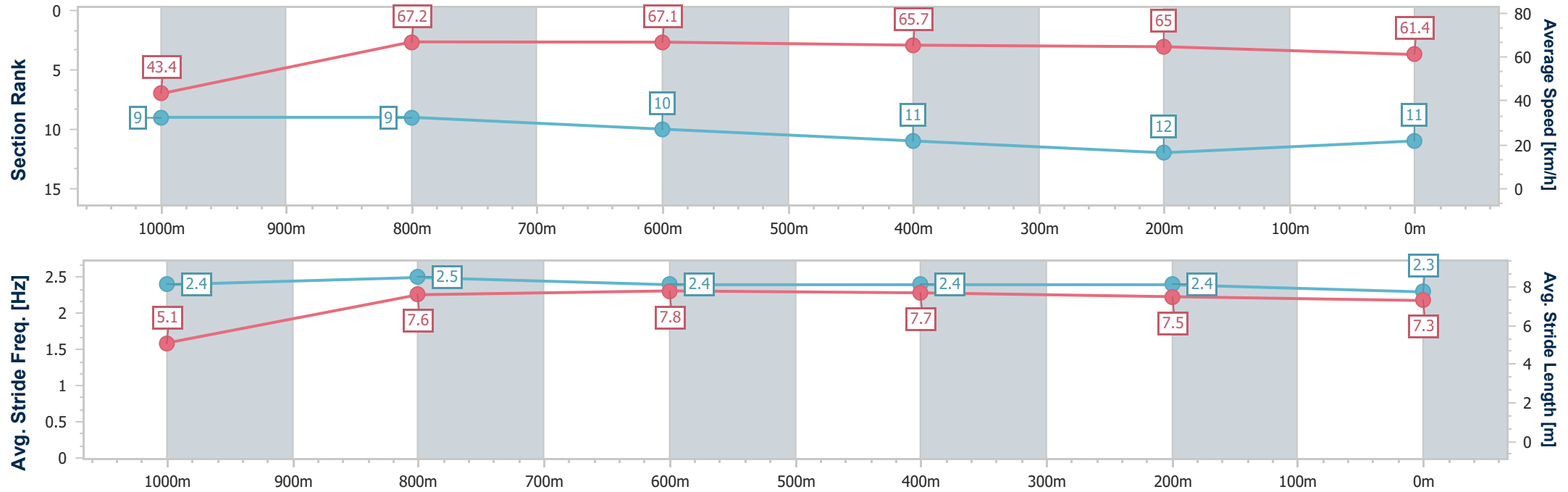
Aquis Park Gold CoastProfessional  
Race 6: EXPERIENCE GOLD COAST SUNLIGHT  
CONSOLATION 3YO Plate - 1100m



10 January 2026 - 17:27

Track Rating: Good 4, Weather: Fine, Rail Position: True

Section	Overall	1000m	800m	600m	400m	200m								
Section Times	1:03.78 [11] (0:08.31)	0:55.47 [9] (0:10.78)	0:44.69 [9] (0:10.79)	0:33.90 [10] (0:11.08)	0:22.82 [11] (0:11.11)	0:11.71 [12] (0:11.71)								
Average Speed [km/h]	43.4	67.2	67.1	65.7	65.0	61.4								
Top Speed [km/h]	62.0	68.2	68.2	66.6	66.2	64.0								
Avg. Dist. to Rail [m]	6.5	2.1	1.5	1.3	3.3	3.3								
Avg. Stride Freq. [Hz]	2.4	2.5	2.4	2.4	2.4	2.3								
Avg. Stride Length [m]	5.1	7.6	7.8	7.7	7.5	7.3								





Horse/Jockey Name	Solidude
Final Rank	12
Fastest Section Time (Section)	0:08.31 (Overall)
Top Speed [km/h] (Section)	69.2 (1000m)
Race State	Finished



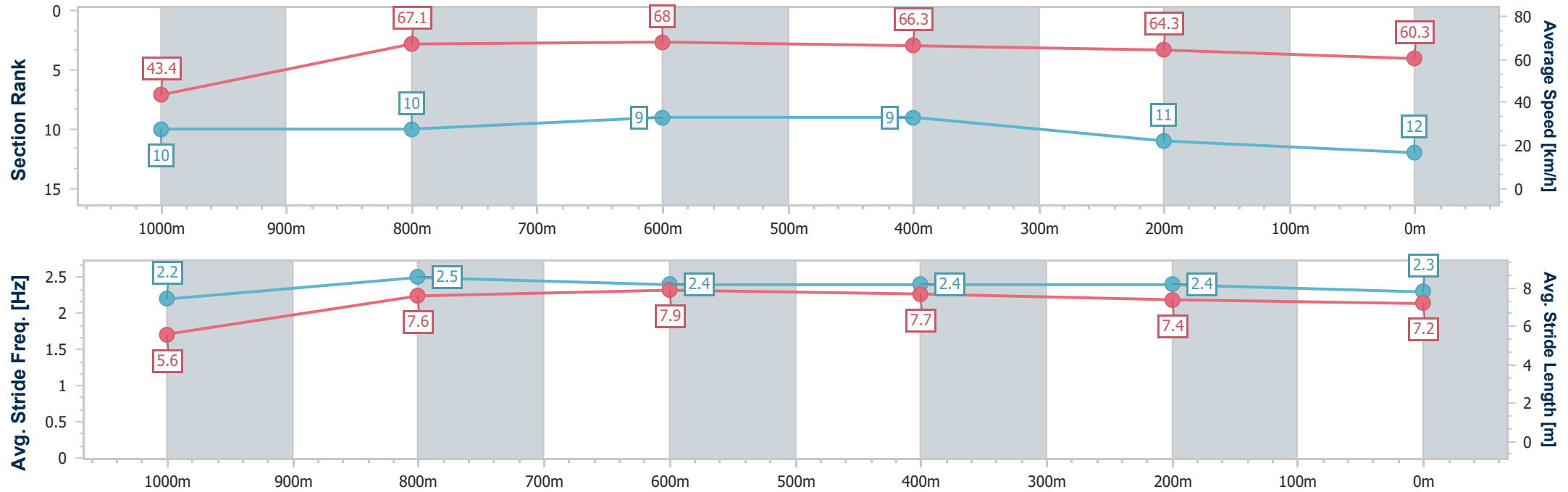
Aquis Park Gold CoastProfessional  
Race 6: EXPERIENCE GOLD COAST SUNLIGHT  
CONSOLATION 3YO Plate - 1100m



10 January 2026 - 17:27

Track Rating: Good 4, Weather: Fine, Rail Position: True

Section	Overall	1000m	800m	600m	400m	200m								
Section Times	1:03.93 [12] (0:08.31)	0:55.62 [10] (0:10.84)	0:44.78 [10] (0:10.68)	0:34.10 [9] (0:10.93)	0:23.17 [9] (0:11.25)	0:11.92 [11] (0:11.92)								
Average Speed [km/h]	43.4	67.1	68.0	66.3	64.3	60.3								
Top Speed [km/h]	61.9	69.2	68.9	67.2	64.9	62.7								
Avg. Dist. to Rail [m]	9.9	3.8	2.1	0.8	4.1	4.4								
Avg. Stride Freq. [Hz]	2.2	2.5	2.4	2.4	2.4	2.3								
Avg. Stride Length [m]	5.6	7.6	7.9	7.7	7.4	7.2								



- [ ] Ranking at each section and finish
- .-.- No data available at this section
- NA No data available



**Aquis Park Gold Coast Professional**  
**Race 7: TAB MAGIC MILLIONS THE WAVE - 1800m**  
**10 January 2026 - 18:05**



Track Rating: Good 4, Weather: Fine, Rail Position: True

Section					Overall	1600m	1400m	1200m	1000m	800m	600m	Last 600m		
Field Times					1:47.11 (0:13.34)	1:33.77 (0:11.03)	1:22.74 (0:11.26)	1:11.48 (0:11.41)	1:00.07 (0:12.05)	0:48.02 (0:11.98)	0:36.04 (0:12.14)	0:36.04		
Rank	TAB	Horse/Jockey	Barrier	Top Speed [km/h]	Fastest Section									Distance Travelled [m]
1	10	MISS JOELENE	9	67.6	0:11.21	1:47.11 [1]	1:33.08 [11]	1:21.87 [11]	1:10.11 [11]	0:58.53 [11]	0:46.77 [11]	0:34.88 [10]	0:34.88	
		Cejay Graham		1600m	1600m	(0:14.03)	(0:11.21)	(0:11.76)	(0:11.58)	(0:11.76)	(0:11.89)	(0:11.48)		
2	2	ENCODER	5	67.5	0:11.24	1:47.26 [2]	1:33.55 [7]	1:22.31 [8]	1:10.51 [8]	0:58.93 [8]	0:47.14 [8]	0:35.25 [9]	0:35.25	+0
		James McDonald		1600m	1600m	(0:13.71)	(0:11.24)	(0:11.80)	(0:11.58)	(0:11.79)	(0:11.89)	(0:11.46)		
3	1	PORT LOCKROY	4	68.1	0:11.21	1:47.46 [3]	1:34.00 [6]	1:22.79 [5]	1:11.01 [7]	0:59.48 [6]	0:47.60 [5]	0:35.71 [5]	0:35.71	+0
		Zac Lloyd		1600m	1600m	(0:13.46)	(0:11.21)	(0:11.78)	(0:11.53)	(0:11.88)	(0:11.89)	(0:11.53)		
4	13	SNITZANOVA	1	68.8	0:11.03	1:47.51 [4]	1:33.77 [9]	1:22.74 [7]	1:11.07 [6]	0:59.35 [7]	0:47.39 [7]	0:35.52 [7]	0:35.52	-9
		Ethan Brown		1600m	1600m	(0:13.74)	(0:11.03)	(0:11.67)	(0:11.72)	(0:11.96)	(0:11.87)	(0:11.64)		
5	7	PASIMA	3	68.7	0:11.22	1:47.54 [5]	1:33.71 [10]	1:22.49 [9]	1:10.75 [10]	0:59.11 [9]	0:47.28 [9]	0:35.28 [11]	0:35.28	-6
		Michael Rodd		1600m	1600m	(0:13.83)	(0:11.22)	(0:11.74)	(0:11.64)	(0:11.83)	(0:12.00)	(0:11.47)		
6	3	WYMARK	2	69.5	0:11.13	1:47.55 [6]	1:34.13 [4]	1:23.00 [3]	1:11.36 [5]	0:59.64 [5]	0:47.68 [6]	0:35.71 [6]	0:35.71	-6
		Craig Williams		1600m	1600m	(0:13.42)	(0:11.13)	(0:11.64)	(0:11.72)	(0:11.96)	(0:11.97)	(0:11.74)		
7	6	SLY BOOTS	13	69.2	0:11.24	1:47.59 [7]	1:34.13 [5]	1:22.84 [6]	1:11.60 [3]	1:00.15 [2]	0:48.12 [2]	0:36.13 [2]	0:36.13	-2
		Regan Bayliss		1600m	1400m	(0:13.46)	(0:11.29)	(0:11.24)	(0:11.45)	(0:12.03)	(0:11.99)	(0:11.79)		
8	12	YOU WAHNG	7	69.2	0:10.98	1:47.59 [8]	1:34.20 [3]	1:23.22 [1]	1:11.73 [2]	1:00.01 [3]	0:48.01 [3]	0:36.04 [3]	0:36.04	-5
		Tommy Berry		1600m	1600m	(0:13.39)	(0:10.98)	(0:11.49)	(0:11.72)	(0:12.00)	(0:11.97)	(0:11.71)		
9	5	CUNNAMULLA FELLA	6	68.6	0:11.18	1:47.77 [9]	1:34.39 [2]	1:23.21 [4]	1:11.58 [4]	1:00.06 [4]	0:48.13 [4]	0:36.19 [4]	0:36.19	-2
		Damien Thornton		1600m	1600m	(0:13.38)	(0:11.18)	(0:11.63)	(0:11.52)	(0:11.93)	(0:11.94)	(0:11.70)		
10	8	LAST CHANCE SALOON	12	65.8	0:11.24	1:47.84 [10]	1:33.06 [13]	1:21.51 [13]	1:09.88 [13]	0:58.00 [13]	0:46.45 [13]	0:35.12 [13]	0:35.12	-8
		Nash Rawiller		Overall	600m	(0:14.78)	(0:11.55)	(0:11.63)	(0:11.88)	(0:11.55)	(0:11.33)	(0:11.24)		



**Aquis Park Gold Coast Professional**  
**Race 7: TAB MAGIC MILLIONS THE WAVE - 1800m**  
**10 January 2026 - 18:05**



Track Rating: Good 4, Weather: Fine, Rail Position: True

Section					Overall	1600m	1400m	1200m	1000m	800m	600m	Last 600m		
Field Times					1:47.11 (0:13.34)	1:33.77 (0:11.03)	1:22.74 (0:11.26)	1:11.48 (0:11.41)	1:00.07 (0:12.05)	0:48.02 (0:11.98)	0:36.04 (0:12.14)	0:36.04		
Rank	TAB	Horse/Jockey	Barrier	Top Speed [km/h]	Fastest Section								Distance Travelled [m]	
11	4	DEMON DARB	10	67.7	0:11.32	1:47.87 [11]	1:33.56 [12]	1:22.24 [12]	1:10.73 [12]	0:59.17 [12]	0:47.29 [12]	0:35.38 [12]	0:35.38	-4
		Daniel Moor		1600m	1600m	(0:14.31)	(0:11.32)	(0:11.51)	(0:11.56)	(0:11.88)	(0:11.91)	(0:11.46)		
12	9	CARPACCIO	8	67.6	0:11.41	1:50.18 [12]	1:36.44 [8]	1:25.03 [10]	1:13.39 [9]	1:01.73 [10]	0:49.90 [10]	0:38.19 [8]	0:38.19	+7
		Kyle Wilson-Taylor		1600m	1600m	(0:13.74)	(0:11.41)	(0:11.64)	(0:11.66)	(0:11.83)	(0:11.71)	(0:11.63)		
13	11	TOROS	11	69.6	0:11.04	1:50.24 [13]	1:36.90 [1]	1:25.86 [2]	1:14.61 [1]	1:03.20 [1]	0:51.15 [1]	0:39.17 [1]	0:39.17	+0
		Andrew Mallyon		1600m	1600m	(0:13.34)	(0:11.04)	(0:11.25)	(0:11.41)	(0:12.05)	(0:11.98)	(0:12.14)		



**Aquis Park Gold Coast Professional**  
**Race 7: TAB MAGIC MILLIONS THE WAVE - 1800m**  
**10 January 2026 - 18:05**



Track Rating: Good 4, Weather: Fine, Rail Position: True

Section						400m	200m			Last 600m		
Field Times						0:23.90 (0:11.81)	0:12.09 (0:12.09)			0:36.04		
Rank	TAB	Horse/Jockey	Barrier	Top Speed [km/h]	Fastest Section			Margin			Distance Travelled [m]	
1	10	MISS JOELENE	9	67.6	0:11.21	0:23.40 [10]	0:11.91 [4]	1:47.11			0:34.88	
		Cejay Graham		1600m	1600m	(0:11.49)	(0:11.91)					
2	2	ENCODER	5	67.5	0:11.24	0:23.79 [6]	0:12.20 [2]	0.88L			0:35.25	+0
		James McDonald		1600m	1600m	(0:11.59)	(0:12.20)					
3	1	PORT LOCKROY	4	68.1	0:11.21	0:24.18 [4]	0:12.44 [1]	2.03L			0:35.71	+0
		Zac Lloyd		1600m	1600m	(0:11.74)	(0:12.44)					
4	13	SNITZANOVA	1	68.8	0:11.03	0:23.88 [9]	0:12.14 [8]	2.31L			0:35.52	-9
		Ethan Brown		1600m	1600m	(0:11.74)	(0:12.14)					
5	7	PASIMA	3	68.7	0:11.22	0:23.81 [11]	0:12.25 [7]	2.52L			0:35.28	-6
		Michael Rodd		1600m	1600m	(0:11.56)	(0:12.25)					
6	3	WYMARK	2	69.5	0:11.13	0:23.97 [7]	0:12.12 [9]	2.53L			0:35.71	-6
		Craig Williams		1600m	1600m	(0:11.85)	(0:12.12)					
7	6	SLY BOOTS	13	69.2	0:11.24	0:24.34 [2]	0:12.46 [3]	2.77L			0:36.13	-2
		Regan Bayliss		1600m	1400m	(0:11.88)	(0:12.46)					
8	12	YOU WAHNG	7	69.2	0:10.98	0:24.33 [3]	0:12.31 [6]	2.8L			0:36.04	-5
		Tommy Berry		1600m	1600m	(0:12.02)	(0:12.31)					
9	5	CUNNAMULLA FELLA	6	68.6	0:11.18	0:24.49 [5]	0:12.56 [5]	3.84L			0:36.19	-2
		Damien Thornton		1600m	1600m	(0:11.93)	(0:12.56)					
10	8	LAST CHANCE SALOON	12	65.8	0:11.24	0:23.88 [13]	0:12.12 [11]	4.29L			0:35.12	-8
		Nash Rawiller		Overall	600m	(0:11.76)	(0:12.12)					



**Aquis Park Gold Coast Professional**  
**Race 7: TAB MAGIC MILLIONS THE WAVE - 1800m**  
**10 January 2026 - 18:05**



Track Rating: Good 4, Weather: Fine, Rail Position: True

Section		400m		200m		Last 600m	
Field Times		0:23.90 (0:11.81)		0:12.09 (0:12.09)		0:36.04	
Rank	TAB Horse/Jockey	Barrier	Top Speed [km/h]	Fastest Section	Margin		Distance Travelled [m]
11	4 <b>DEMON DARB</b>	10	67.7	0:11.32	0:23.92 [12]	0:12.31 [10]	4.45L
	Daniel Moor		1600m	1600m	(0:11.61)	(0:12.31)	
12	9 <b>CARPACCIO</b>	8	67.6	0:11.41	0:26.56 [8]	0:14.45 [12]	18.06L
	Kyle Wilson-Taylor		1600m	1600m	(0:12.11)	(0:14.45)	
13	11 <b>TOROS</b>	11	69.6	0:11.04	0:27.03 [1]	0:14.34 [13]	18.37L
	Andrew Mallyon		1600m	1600m	(0:12.69)	(0:14.34)	



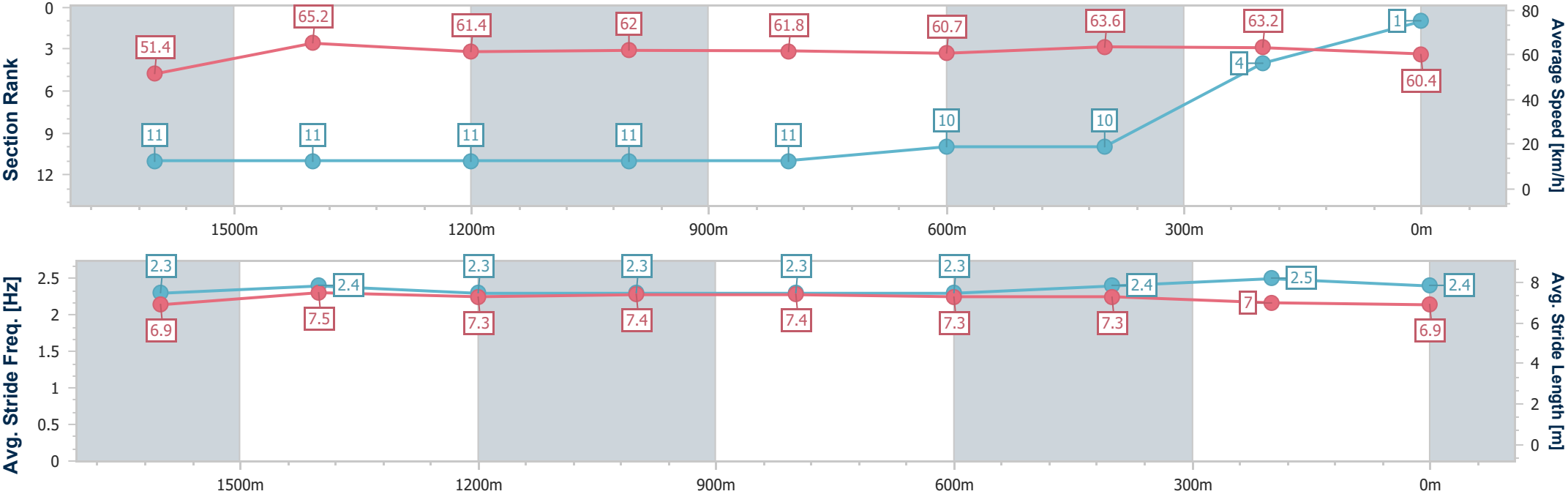
Horse/Jockey Name	Miss Joelene
Final Rank	1
Fastest Section Time (Section)	0:11.21 (1600m)
Top Speed [km/h] (Section)	67.6 (1600m)
Race State	Finished



Aquis Park Gold CoastProfessional  
Race 7: TAB MAGIC MILLIONS THE WAVE - 1800m  
10 January 2026 - 18:05  
Track Rating: Good 4, Weather: Fine, Rail Position: True



Section	Overall	1600m	1400m	1200m	1000m	800m	600m	400m	200m				
Section Times	1:47.11 [1] (0:14.03)	1:33.08 [11] (0:11.21)	1:21.87 [11] (0:11.76)	1:10.11 [11] (0:11.58)	0:58.53 [11] (0:11.76)	0:46.77 [11] (0:11.89)	0:34.88 [10] (0:11.48)	0:23.40 [10] (0:11.49)	0:11.91 [4] (0:11.91)				
Average Speed [km/h]	51.4	65.2	61.4	62.0	61.8	60.7	63.6	63.2	60.4				
Top Speed [km/h]	65.2	67.6	65.7	63.3	62.7	61.7	65.4	64.5	62.4				
Avg. Dist. to Rail [m]	8.7	2.5	2.1	2.0	1.6	1.4	2.2	6.0	6.1				
Avg. Stride Freq. [Hz]	2.3	2.4	2.3	2.3	2.3	2.3	2.4	2.5	2.4				
Avg. Stride Length [m]	6.9	7.5	7.3	7.4	7.4	7.3	7.3	7.0	6.9				





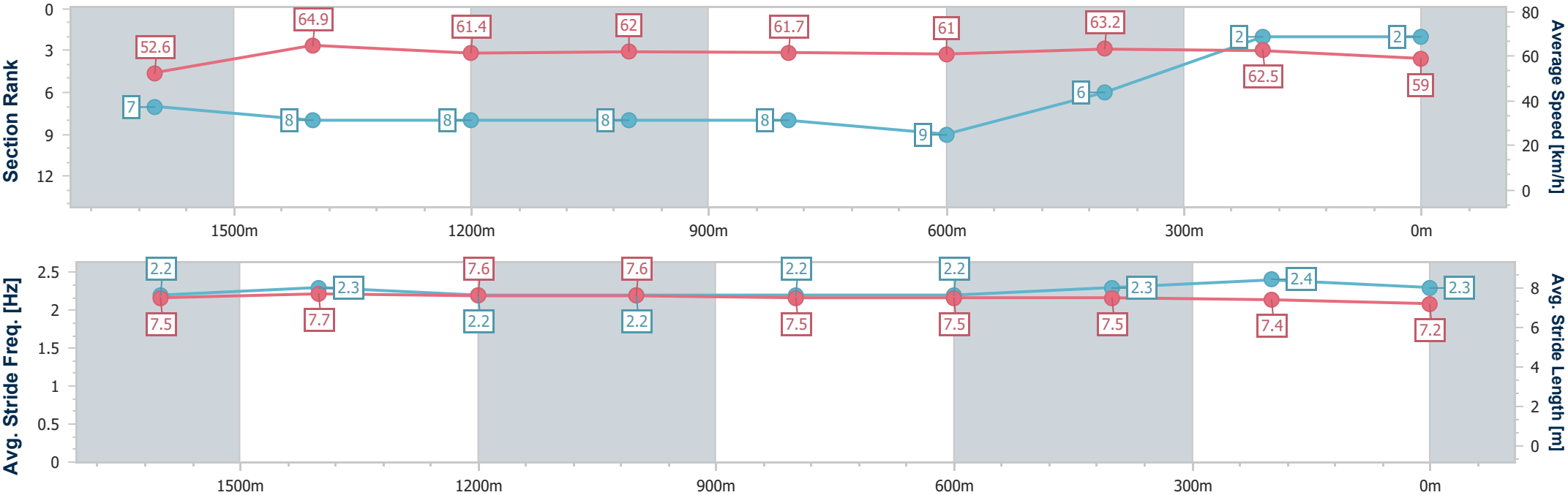
Horse/Jockey Name	Encoder
Final Rank	2
Fastest Section Time (Section)	0:11.24 (1600m)
Top Speed [km/h] (Section)	67.5 (1600m)
Race State	Finished



Aquis Park Gold CoastProfessional  
Race 7: TAB MAGIC MILLIONS THE WAVE - 1800m  
10 January 2026 - 18:05  
Track Rating: Good 4, Weather: Fine, Rail Position: True



Section	Overall	1600m	1400m	1200m	1000m	800m	600m	400m	200m				
Section Times	1:47.26 [2] (0:13.71)	1:33.55 [7] (0:11.24)	1:22.31 [8] (0:11.80)	1:10.51 [8] (0:11.58)	0:58.93 [8] (0:11.79)	0:47.14 [8] (0:11.89)	0:35.25 [9] (0:11.46)	0:23.79 [6] (0:11.59)	0:12.20 [2] (0:12.20)				
Average Speed [km/h]	52.6	64.9	61.4	62.0	61.7	61.0	63.2	62.5	59.0				
Top Speed [km/h]	65.9	67.5	63.9	63.1	62.1	62.0	63.9	63.5	61.2				
Avg. Dist. to Rail [m]	4.6	2.9	2.2	2.2	1.9	1.4	1.4	4.0	4.1				
Avg. Stride Freq. [Hz]	2.2	2.3	2.2	2.2	2.2	2.2	2.3	2.4	2.3				
Avg. Stride Length [m]	7.5	7.7	7.6	7.6	7.5	7.5	7.5	7.4	7.2				





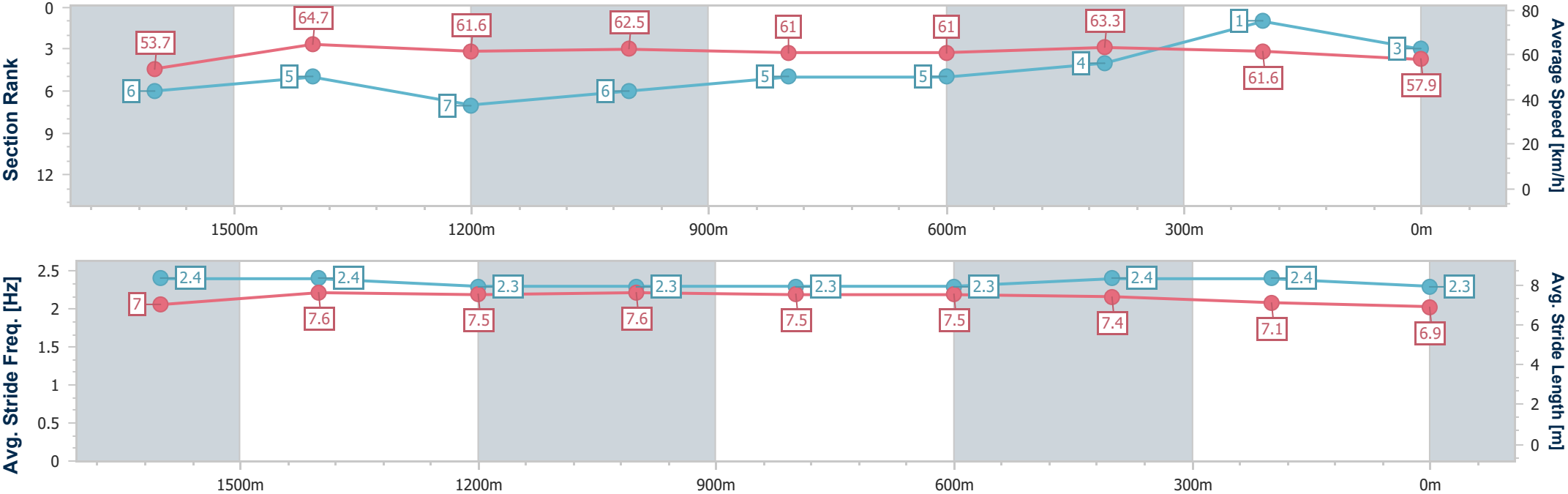
Horse/Jockey Name	Port Lockroy
Final Rank	3
Fastest Section Time (Section)	0:11.21 (1600m)
Top Speed [km/h] (Section)	68.1 (1600m)
Race State	Finished



Aquis Park Gold CoastProfessional  
Race 7: TAB MAGIC MILLIONS THE WAVE - 1800m  
10 January 2026 - 18:05  
Track Rating: Good 4, Weather: Fine, Rail Position: True



Section	Overall	1600m	1400m	1200m	1000m	800m	600m	400m	200m				
Section Times	1:47.46 [3] (0:13.46)	1:34.00 [6] (0:11.21)	1:22.79 [5] (0:11.78)	1:11.01 [7] (0:11.53)	0:59.48 [6] (0:11.88)	0:47.60 [5] (0:11.89)	0:35.71 [5] (0:11.53)	0:24.18 [4] (0:11.74)	0:12.44 [1] (0:12.44)				
Average Speed [km/h]	53.7	64.7	61.6	62.5	61.0	61.0	63.3	61.6	57.9				
Top Speed [km/h]	65.2	68.1	63.4	63.5	61.4	61.6	64.8	63.7	60.1				
Avg. Dist. to Rail [m]	3.9	2.5	2.3	1.9	1.7	1.6	2.1	3.1	3.1				
Avg. Stride Freq. [Hz]	2.4	2.4	2.3	2.3	2.3	2.3	2.4	2.4	2.3				
Avg. Stride Length [m]	7.0	7.6	7.5	7.6	7.5	7.5	7.4	7.1	6.9				





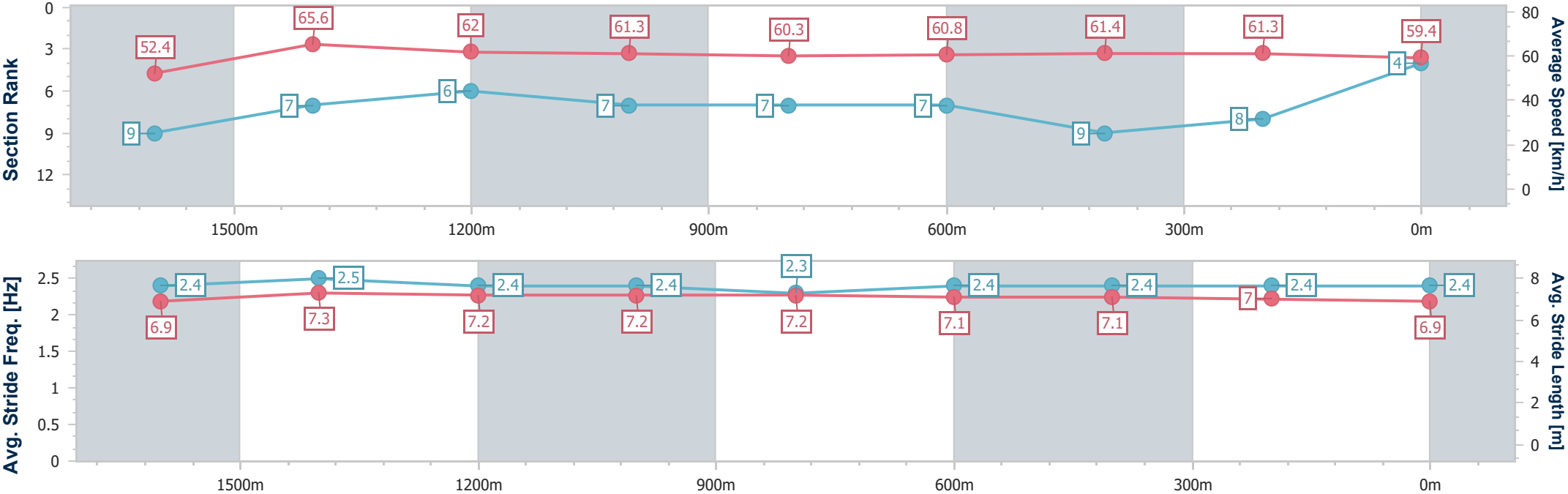
Horse/Jockey Name	Snitzanova
Final Rank	4
Fastest Section Time (Section)	0:11.03 (1600m)
Top Speed [km/h] (Section)	68.8 (1600m)
Race State	Finished



Aquis Park Gold CoastProfessional  
Race 7: TAB MAGIC MILLIONS THE WAVE - 1800m  
10 January 2026 - 18:05  
Track Rating: Good 4, Weather: Fine, Rail Position: True



Section	Overall	1600m	1400m	1200m	1000m	800m	600m	400m	200m				
Section Times	1:47.51 [4] (0:13.74)	1:33.77 [9] (0:11.03)	1:22.74 [7] (0:11.67)	1:11.07 [6] (0:11.72)	0:59.35 [7] (0:11.96)	0:47.39 [7] (0:11.87)	0:35.52 [7] (0:11.64)	0:23.88 [9] (0:11.74)	0:12.14 [8] (0:12.14)				
Average Speed [km/h]	52.4	65.6	62.0	61.3	60.3	60.8	61.4	61.3	59.4				
Top Speed [km/h]	66.6	68.8	64.1	62.6	60.9	61.9	62.9	62.3	60.4				
Avg. Dist. to Rail [m]	1.7	1.2	0.8	0.8	0.6	0.4	0.7	0.6	1.8				
Avg. Stride Freq. [Hz]	2.4	2.5	2.4	2.4	2.3	2.4	2.4	2.4	2.4				
Avg. Stride Length [m]	6.9	7.3	7.2	7.2	7.2	7.1	7.1	7.0	6.9				





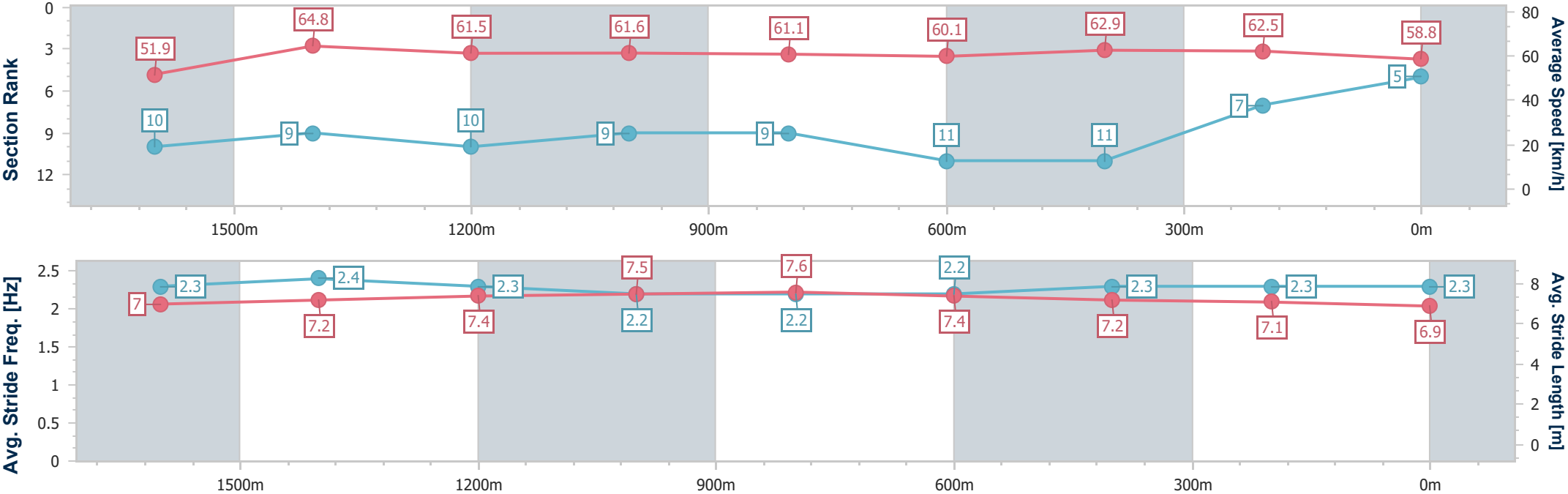
Horse/Jockey Name	Pasima
Final Rank	5
Fastest Section Time (Section)	0:11.22 (1600m)
Top Speed [km/h] (Section)	68.7 (1600m)
Race State	Finished



Aquis Park Gold CoastProfessional  
Race 7: TAB MAGIC MILLIONS THE WAVE - 1800m  
10 January 2026 - 18:05  
Track Rating: Good 4, Weather: Fine, Rail Position: True



Section	Overall	1600m	1400m	1200m	1000m	800m	600m	400m	200m				
Section Times	1:47.54 [5] (0:13.83)	1:33.71 [10] (0:11.22)	1:22.49 [9] (0:11.74)	1:10.75 [10] (0:11.64)	0:59.11 [9] (0:11.83)	0:47.28 [9] (0:12.00)	0:35.28 [11] (0:11.47)	0:23.81 [11] (0:11.56)	0:12.25 [7] (0:12.25)				
Average Speed [km/h]	51.9	64.8	61.5	61.6	61.1	60.1	62.9	62.5	58.8				
Top Speed [km/h]	68.0	68.7	63.2	62.9	62.9	61.5	63.8	63.4	60.5				
Avg. Dist. to Rail [m]	3.4	1.7	1.1	0.9	0.7	0.6	1.3	3.8	5.8				
Avg. Stride Freq. [Hz]	2.3	2.4	2.3	2.2	2.2	2.2	2.3	2.3	2.3				
Avg. Stride Length [m]	7.0	7.2	7.4	7.5	7.6	7.4	7.2	7.1	6.9				





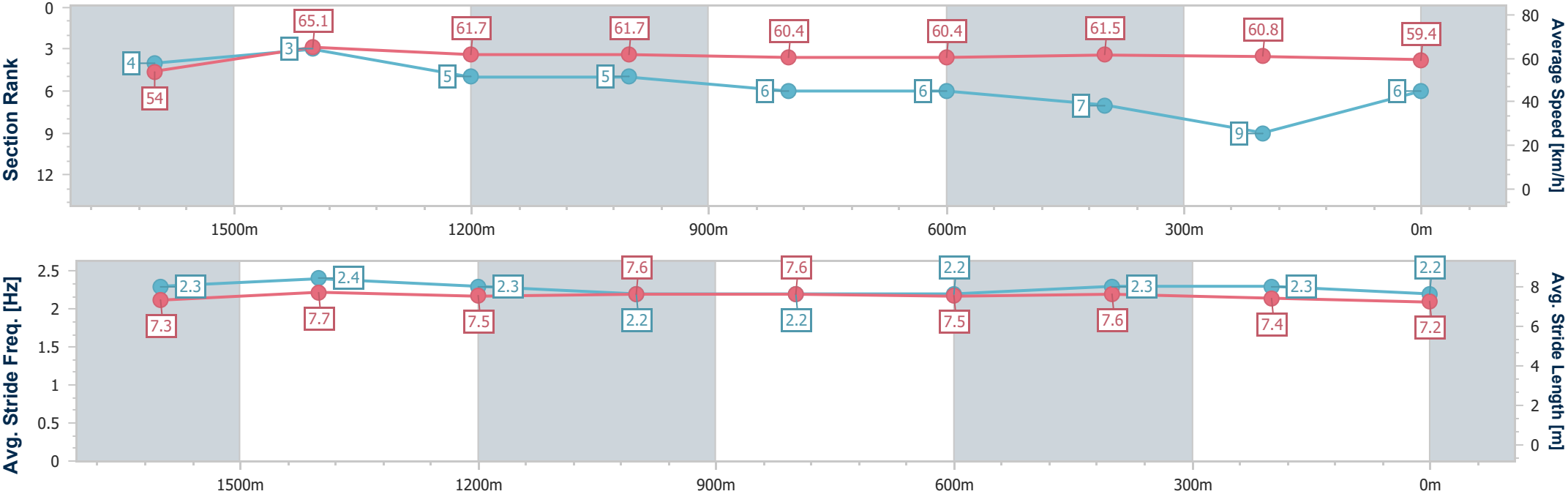
Horse/Jockey Name	Wymark
Final Rank	6
Fastest Section Time (Section)	0:11.13 (1600m)
Top Speed [km/h] (Section)	69.5 (1600m)
Race State	Finished



Aquis Park Gold CoastProfessional  
Race 7: TAB MAGIC MILLIONS THE WAVE - 1800m  
10 January 2026 - 18:05  
Track Rating: Good 4, Weather: Fine, Rail Position: True



Section	Overall	1600m	1400m	1200m	1000m	800m	600m	400m	200m				
Section Times	1:47.55 [6] (0:13.42)	1:34.13 [4] (0:11.13)	1:23.00 [3] (0:11.64)	1:11.36 [5] (0:11.72)	0:59.64 [5] (0:11.96)	0:47.68 [6] (0:11.97)	0:35.71 [6] (0:11.74)	0:23.97 [7] (0:11.85)	0:12.12 [9] (0:12.12)				
Average Speed [km/h]	54.0	65.1	61.7	61.7	60.4	60.4	61.5	60.8	59.4				
Top Speed [km/h]	69.1	69.5	63.3	62.5	61.1	61.3	62.6	61.4	61.8				
Avg. Dist. to Rail [m]	3.0	1.6	0.9	1.2	1.0	1.0	0.7	2.1	4.2				
Avg. Stride Freq. [Hz]	2.3	2.4	2.3	2.2	2.2	2.2	2.3	2.3	2.2				
Avg. Stride Length [m]	7.3	7.7	7.5	7.6	7.6	7.5	7.6	7.4	7.2				





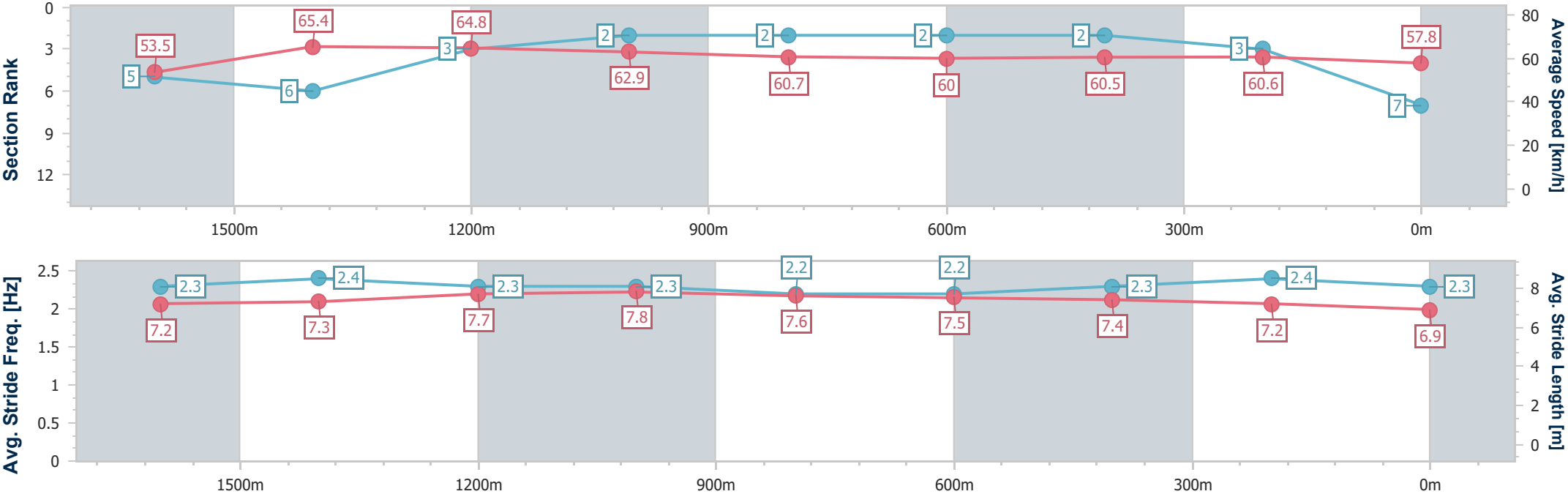
Horse/Jockey Name	Sly Boots
Final Rank	7
Fastest Section Time (Section)	0:11.24 (1400m)
Top Speed [km/h] (Section)	69.2 (1600m)
Race State	Finished



Aquis Park Gold CoastProfessional  
Race 7: TAB MAGIC MILLIONS THE WAVE - 1800m  
10 January 2026 - 18:05  
Track Rating: Good 4, Weather: Fine, Rail Position: True



Section	Overall	1600m	1400m	1200m	1000m	800m	600m	400m	200m				
Section Times	1:47.59 [7] (0:13.46)	1:34.13 [5] (0:11.29)	1:22.84 [6] (0:11.24)	1:11.60 [3] (0:11.45)	1:00.15 [2] (0:12.03)	0:48.12 [2] (0:11.99)	0:36.13 [2] (0:11.79)	0:24.34 [2] (0:11.88)	0:12.46 [3] (0:12.46)				
Average Speed [km/h]	53.5	65.4	64.8	62.9	60.7	60.0	60.5	60.6	57.8				
Top Speed [km/h]	67.3	69.2	65.4	64.3	61.7	60.7	61.3	61.6	59.4				
Avg. Dist. to Rail [m]	12.8	5.8	4.2	3.4	2.4	0.9	1.6	0.6	0.8				
Avg. Stride Freq. [Hz]	2.3	2.4	2.3	2.3	2.2	2.2	2.3	2.4	2.3				
Avg. Stride Length [m]	7.2	7.3	7.7	7.8	7.6	7.5	7.4	7.2	6.9				





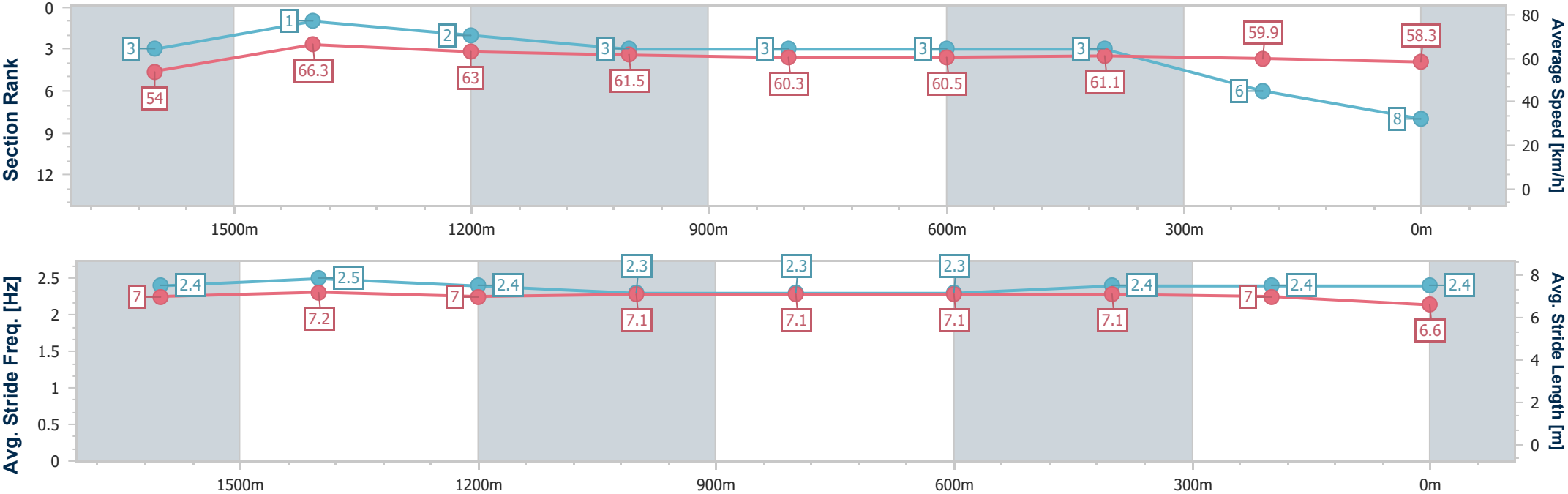
Horse/Jockey Name	You Wahng
Final Rank	8
Fastest Section Time (Section)	0:10.98 (1600m)
Top Speed [km/h] (Section)	69.2 (1600m)
Race State	Finished



Aquis Park Gold CoastProfessional  
Race 7: TAB MAGIC MILLIONS THE WAVE - 1800m  
10 January 2026 - 18:05  
Track Rating: Good 4, Weather: Fine, Rail Position: True



Section	Overall	1600m	1400m	1200m	1000m	800m	600m	400m	200m				
Section Times	1:47.59 [8] (0:13.39)	1:34.20 [3] (0:10.98)	1:23.22 [1] (0:11.49)	1:11.73 [2] (0:11.72)	1:00.01 [3] (0:12.00)	0:48.01 [3] (0:11.97)	0:36.04 [3] (0:11.71)	0:24.33 [3] (0:12.02)	0:12.31 [6] (0:12.31)				
Average Speed [km/h]	54.0	66.3	63.0	61.5	60.3	60.5	61.1	59.9	58.3				
Top Speed [km/h]	66.6	69.2	64.6	62.9	60.9	61.0	62.0	61.1	59.5				
Avg. Dist. to Rail [m]	6.7	3.5	1.8	1.4	1.3	1.2	1.0	0.7	0.7				
Avg. Stride Freq. [Hz]	2.4	2.5	2.4	2.3	2.3	2.3	2.4	2.4	2.4				
Avg. Stride Length [m]	7.0	7.2	7.0	7.1	7.1	7.1	7.1	7.0	6.6				





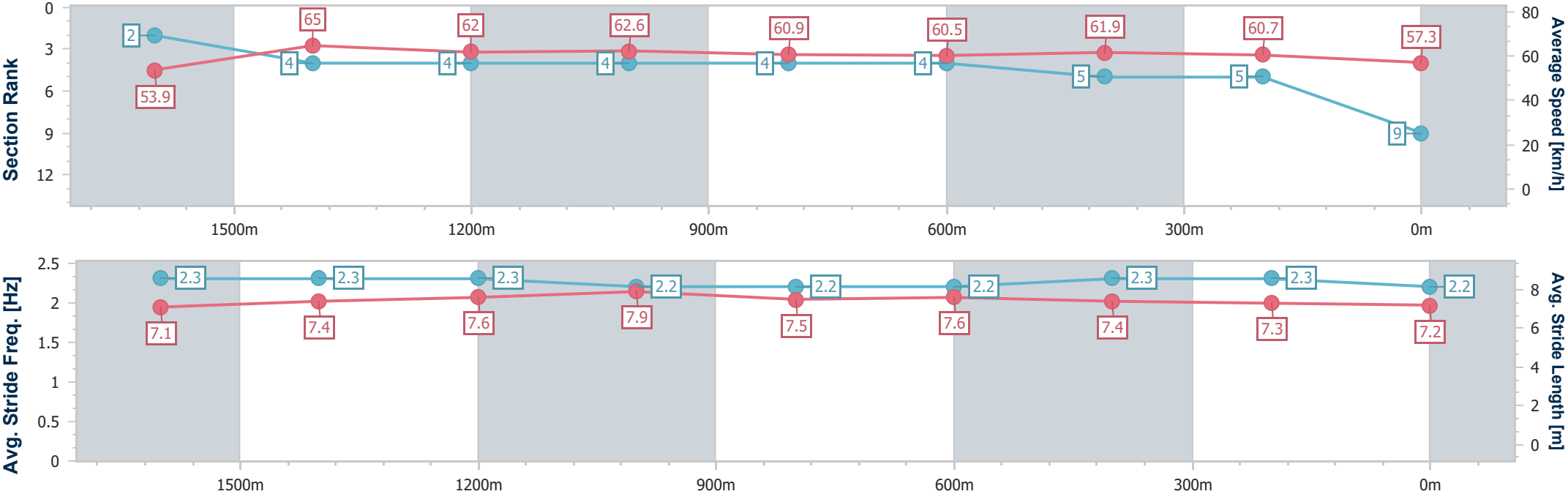
Horse/Jockey Name	Cunnamulla Fella
Final Rank	9
Fastest Section Time (Section)	0:11.18 (1600m)
Top Speed [km/h] (Section)	68.6 (1600m)
Race State	Finished



Aquis Park Gold CoastProfessional  
Race 7: TAB MAGIC MILLIONS THE WAVE - 1800m  
10 January 2026 - 18:05  
Track Rating: Good 4, Weather: Fine, Rail Position: True



Section	Overall	1600m	1400m	1200m	1000m	800m	600m	400m	200m				
Section Times	1:47.77 [9] (0:13.38)	1:34.39 [2] (0:11.18)	1:23.21 [4] (0:11.63)	1:11.58 [4] (0:11.52)	1:00.06 [4] (0:11.93)	0:48.13 [4] (0:11.94)	0:36.19 [4] (0:11.70)	0:24.49 [5] (0:11.93)	0:12.56 [5] (0:12.56)				
Average Speed [km/h]	53.9	65.0	62.0	62.6	60.9	60.5	61.9	60.7	57.3				
Top Speed [km/h]	65.2	68.6	64.2	64.1	61.1	61.2	62.8	61.6	58.3				
Avg. Dist. to Rail [m]	6.0	2.7	1.0	1.2	1.3	1.6	1.5	2.4	3.5				
Avg. Stride Freq. [Hz]	2.3	2.3	2.3	2.2	2.2	2.2	2.3	2.3	2.2				
Avg. Stride Length [m]	7.1	7.4	7.6	7.9	7.5	7.6	7.4	7.3	7.2				





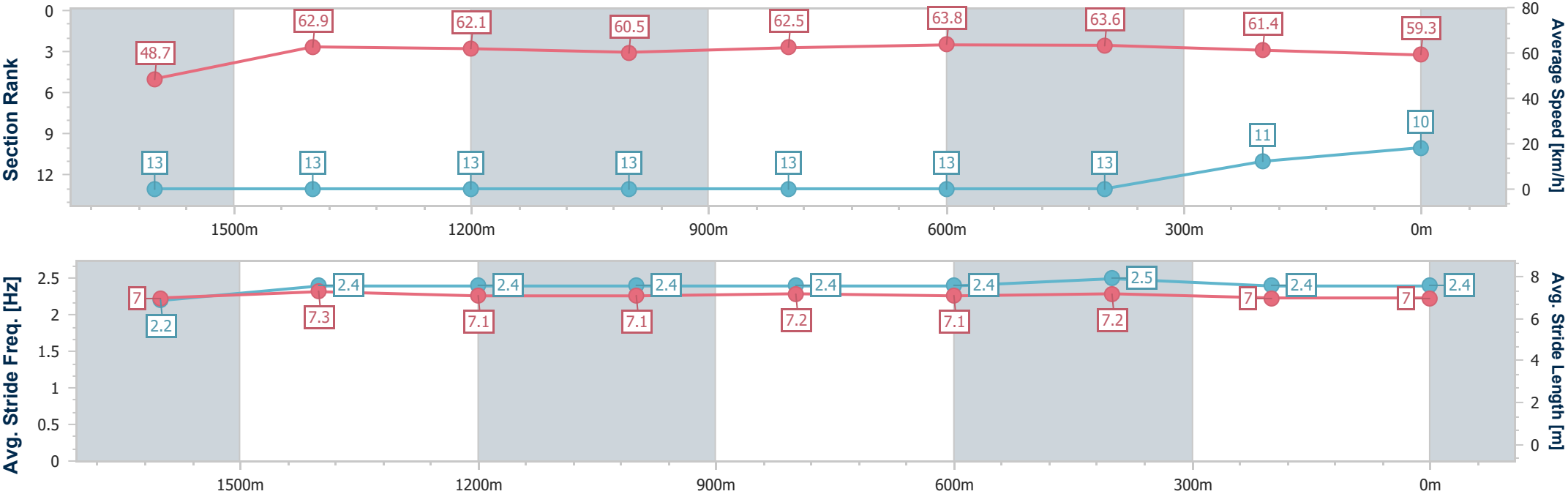
Horse/Jockey Name	Last Chance Saloon
Final Rank	10
Fastest Section Time (Section)	0:11.24 (600m)
Top Speed [km/h] (Section)	65.8 (Overall)
Race State	Finished



Aquis Park Gold CoastProfessional  
Race 7: TAB MAGIC MILLIONS THE WAVE - 1800m  
10 January 2026 - 18:05  
Track Rating: Good 4, Weather: Fine, Rail Position: True



Section	Overall	1600m	1400m	1200m	1000m	800m	600m	400m	200m				
Section Times	1:47.84 [10] (0:14.78)	1:33.06 [13] (0:11.55)	1:21.51 [13] (0:11.63)	1:09.88 [13] (0:11.88)	0:58.00 [13] (0:11.55)	0:46.45 [13] (0:11.33)	0:35.12 [13] (0:11.24)	0:23.88 [13] (0:11.76)	0:12.12 [11] (0:12.12)				
Average Speed [km/h]	48.7	62.9	62.1	60.5	62.5	63.8	63.6	61.4	59.3				
Top Speed [km/h]	65.8	65.2	63.5	61.6	64.0	65.2	64.3	63.7	60.0				
Avg. Dist. to Rail [m]	9.7	1.5	0.7	1.0	0.8	0.8	0.7	0.5	3.3				
Avg. Stride Freq. [Hz]	2.2	2.4	2.4	2.4	2.4	2.4	2.5	2.4	2.4				
Avg. Stride Length [m]	7.0	7.3	7.1	7.1	7.2	7.1	7.2	7.0	7.0				





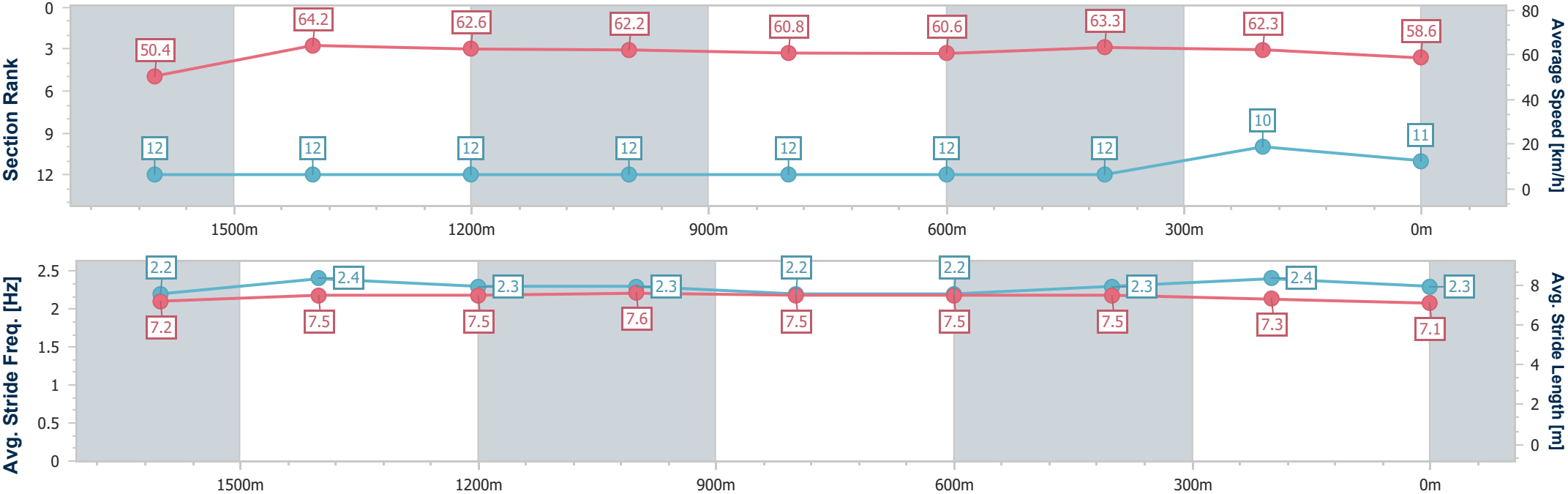
Horse/Jockey Name	Demon Darb
Final Rank	11
Fastest Section Time (Section)	0:11.32 (1600m)
Top Speed [km/h] (Section)	67.7 (1600m)
Race State	Finished



Aquis Park Gold CoastProfessional  
Race 7: TAB MAGIC MILLIONS THE WAVE - 1800m  
10 January 2026 - 18:05  
Track Rating: Good 4, Weather: Fine, Rail Position: True



Section	Overall	1600m	1400m	1200m	1000m	800m	600m	400m	200m				
Section Times	1:47.87 [11] (0:14.31)	1:33.56 [12] (0:11.32)	1:22.24 [12] (0:11.51)	1:10.73 [12] (0:11.56)	0:59.17 [12] (0:11.88)	0:47.29 [12] (0:11.91)	0:35.38 [12] (0:11.46)	0:23.92 [12] (0:11.61)	0:12.31 [10] (0:12.31)				
Average Speed [km/h]	50.4	64.2	62.6	62.2	60.8	60.6	63.3	62.3	58.6				
Top Speed [km/h]	65.9	67.7	66.2	64.2	62.1	62.1	64.3	63.5	60.6				
Avg. Dist. to Rail [m]	9.3	1.8	1.6	1.2	0.5	0.7	1.6	5.9	7.5				
Avg. Stride Freq. [Hz]	2.2	2.4	2.3	2.3	2.2	2.2	2.3	2.4	2.3				
Avg. Stride Length [m]	7.2	7.5	7.5	7.6	7.5	7.5	7.5	7.3	7.1				





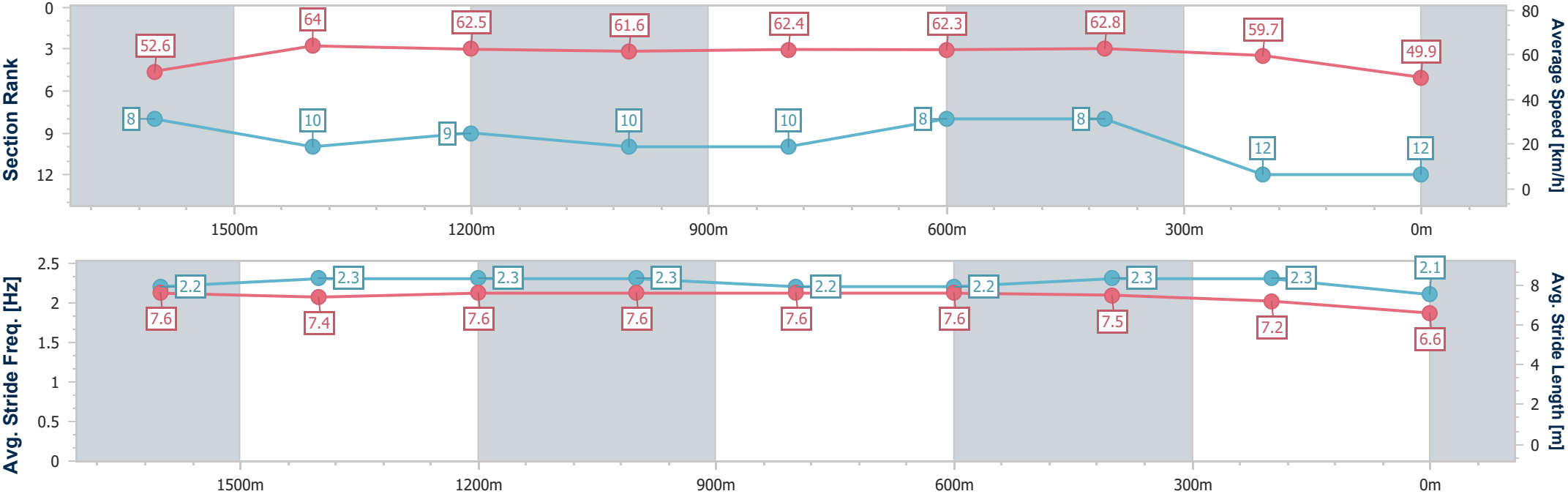
Horse/Jockey Name	Carpaccio
Final Rank	12
Fastest Section Time (Section)	0:11.41 (1600m)
Top Speed [km/h] (Section)	67.6 (1600m)
Race State	Finished



Aquis Park Gold CoastProfessional  
Race 7: TAB MAGIC MILLIONS THE WAVE - 1800m  
10 January 2026 - 18:05  
Track Rating: Good 4, Weather: Fine, Rail Position: True



Section	Overall	1600m	1400m	1200m	1000m	800m	600m	400m	200m				
Section Times	1:50.18 [12] (0:13.74)	1:36.44 [8] (0:11.41)	1:25.03 [10] (0:11.64)	1:13.39 [9] (0:11.66)	1:01.73 [10] (0:11.83)	0:49.90 [10] (0:11.71)	0:38.19 [8] (0:11.63)	0:26.56 [8] (0:12.11)	0:14.45 [12] (0:14.45)				
Average Speed [km/h]	52.6	64.0	62.5	61.6	62.4	62.3	62.8	59.7	49.9				
Top Speed [km/h]	65.2	67.6	65.1	62.6	63.7	62.8	63.2	61.8	56.5				
Avg. Dist. to Rail [m]	8.0	3.9	4.6	4.6	4.5	3.7	2.4	4.9	6.1				
Avg. Stride Freq. [Hz]	2.2	2.3	2.3	2.3	2.2	2.2	2.3	2.3	2.1				
Avg. Stride Length [m]	7.6	7.4	7.6	7.6	7.6	7.6	7.5	7.2	6.6				





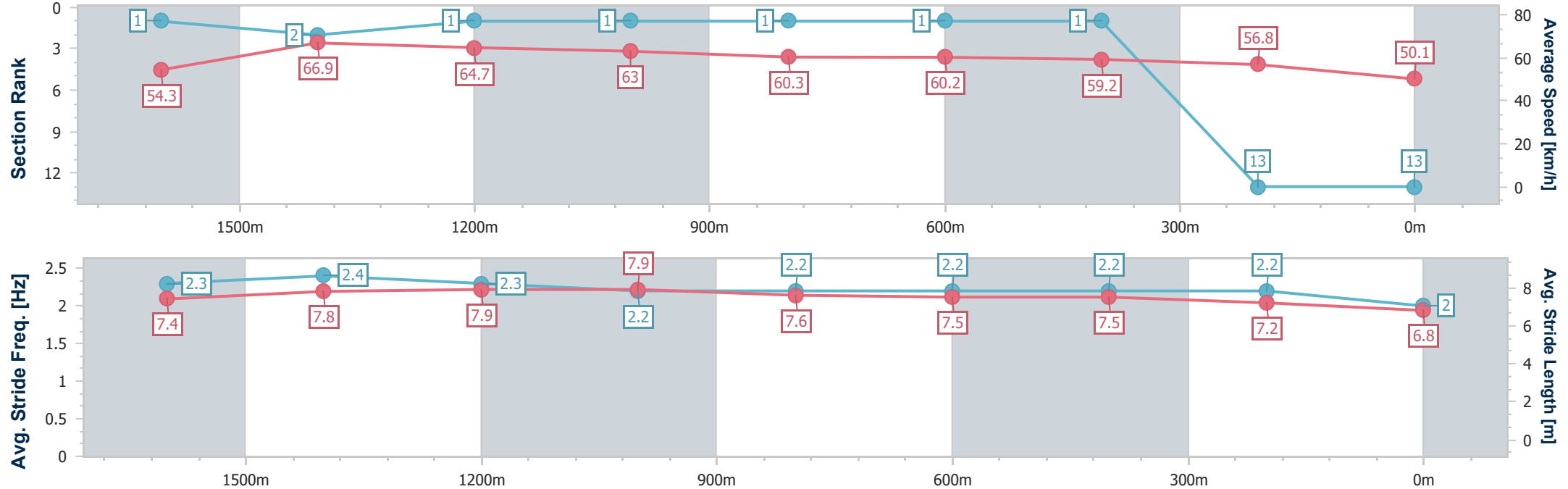
Horse/Jockey Name	Toros
Final Rank	13
Fastest Section Time (Section)	0:11.04 (1600m)
Top Speed [km/h] (Section)	69.6 (1600m)
Race State	Finished



Aquis Park Gold CoastProfessional  
Race 7: TAB MAGIC MILLIONS THE WAVE - 1800m  
10 January 2026 - 18:05  
Track Rating: Good 4, Weather: Fine, Rail Position: True



Section	Overall	1600m	1400m	1200m	1000m	800m	600m	400m	200m				
Section Times	1:50.24 [13] (0:13.34)	1:36.90 [1] (0:11.04)	1:25.86 [2] (0:11.25)	1:14.61 [1] (0:11.41)	1:03.20 [1] (0:12.05)	0:51.15 [1] (0:11.98)	0:39.17 [1] (0:12.14)	0:27.03 [1] (0:12.69)	0:14.34 [13] (0:14.34)				
Average Speed [km/h]	54.3	66.9	64.7	63.0	60.3	60.2	59.2	56.8	50.1				
Top Speed [km/h]	65.5	69.6	66.3	64.2	61.3	61.5	61.1	58.0	54.9				
Avg. Dist. to Rail [m]	11.6	5.7	3.4	2.0	1.5	1.0	0.5	0.4	0.3				
Avg. Stride Freq. [Hz]	2.3	2.4	2.3	2.2	2.2	2.2	2.2	2.2	2.0				
Avg. Stride Length [m]	7.4	7.8	7.9	7.9	7.6	7.5	7.5	7.2	6.8				



[ ] Ranking at each section and finish  
- - - - - No data available at this section  
NA No data available

# Aquis Park Gold Coast Professional

## Race 8: TAB MAGIC MILLIONS THE SYNDICATE - 1100m

10 January 2026 - 18:41

Track Rating: Good 4, Weather: Fine, Rail Position: True

Section						Overall	1000m	800m	600m	400m	200m	Last 600m	
Field Times						1:02.59 (0:07.77)	0:54.82 (0:10.52)	0:44.30 (0:10.54)	0:33.76 (0:10.95)	0:22.81 (0:11.11)	0:11.70 (0:11.70)	0:33.76	
Rank	TAB	Horse/Jockey	Barrier	Top Speed [km/h]	Fastest Section							Margin	Distance Travelled [m]
1	7	SPYWIRE	8	69.8	0:07.92	1:02.59 [1]	0:54.67 [3]	0:44.03 [3]	0:33.34 [4]	0:22.48 [4]	0:11.56 [2]	1:02.59	0:33.34
		Ethan Brown		1000m	Overall	(0:07.92)	(0:10.64)	(0:10.69)	(0:10.86)	(0:10.92)	(0:11.56)		
2	3	KING KAPA	5	68.7	0:07.95	1:02.67 [2]	0:54.72 [5]	0:43.90 [6]	0:33.19 [6]	0:22.48 [5]	0:11.53 [3]	0.49L	0:33.19
		Tommy Berry		600m	Overall	(0:07.95)	(0:10.82)	(0:10.71)	(0:10.71)	(0:10.95)	(0:11.53)		-3
3	1	PAYLINE	3	68.7	0:08.12	1:02.70 [3]	0:54.58 [8]	0:43.77 [9]	0:33.06 [9]	0:22.26 [8]	0:11.52 [4]	0.65L	0:33.06
		Justin Huxtable		600m	Overall	(0:08.12)	(0:10.81)	(0:10.71)	(0:10.80)	(0:10.74)	(0:11.52)		+2
4	2	GOLDEN BOOM	9	70.5	0:07.86	1:02.72 [4]	0:54.86 [2]	0:44.36 [2]	0:33.89 [1]	0:22.94 [1]	0:11.83 [1]	0.78L	0:33.89
		Ryan Maloney		1000m	Overall	(0:07.86)	(0:10.50)	(0:10.47)	(0:10.95)	(0:11.11)	(0:11.83)		-1
5	12	SCAMPI	7	80.1	0:08.01	1:02.94 [5]	0:54.93 [7]	0:44.14 [7]	0:33.33 [8]	0:22.31 [10]	0:11.45 [8]	2.06L	0:33.33
		Craig Williams		600m	Overall	(0:08.01)	(0:10.79)	(0:10.81)	(0:11.02)	(0:10.86)	(0:11.45)		+1
6	9	CASPERNOVA	2	69.3	0:08.22	1:03.09 [6]	0:54.87 [9]	0:44.18 [8]	0:33.61 [7]	0:22.87 [6]	0:11.83 [5]	2.94L	0:33.61
		Daniel Moor		1000m	Overall	(0:08.22)	(0:10.69)	(0:10.57)	(0:10.74)	(0:11.04)	(0:11.83)		-5
7	11	BRERETON	6	68.8	0:08.38	1:03.14 [7]	0:54.76 [10]	0:43.97 [10]	0:33.37 [10]	0:22.66 [9]	0:11.64 [9]	3.26L	0:33.37
		Angela Jones		800m	Overall	(0:08.38)	(0:10.79)	(0:10.60)	(0:10.71)	(0:11.02)	(0:11.64)		-6
8	8	CHINQUI	1	70.0	0:07.93	1:03.30 [8]	0:55.37 [4]	0:44.73 [4]	0:34.15 [3]	0:23.23 [3]	0:12.03 [6]	4.17L	0:34.15
		Tim Clark		1000m	Overall	(0:07.93)	(0:10.64)	(0:10.58)	(0:10.92)	(0:11.20)	(0:12.03)		-7
9	6	STORM THE RAMPARTS	4	70.5	0:07.77	1:04.52 [9]	0:56.75 [1]	0:46.23 [1]	0:35.61 [2]	0:24.56 [2]	0:13.17 [7]	11.38L	0:35.61
		Nash Rawiller		1000m	Overall	(0:07.77)	(0:10.52)	(0:10.62)	(0:11.05)	(0:11.39)	(0:13.17)		-6
10	4	PRINCE OF BOOM	10	70.6	0:07.99	1:04.79 [10]	0:56.80 [6]	0:46.03 [5]	0:35.38 [5]	0:24.35 [7]	0:12.72 [10]	12.97L	0:35.38
		Ben Thompson		800m	Overall	(0:07.99)	(0:10.77)	(0:10.65)	(0:11.03)	(0:11.63)	(0:12.72)		+5

Scratched: Epic Proportions (#5), Swiss Exile (#10)



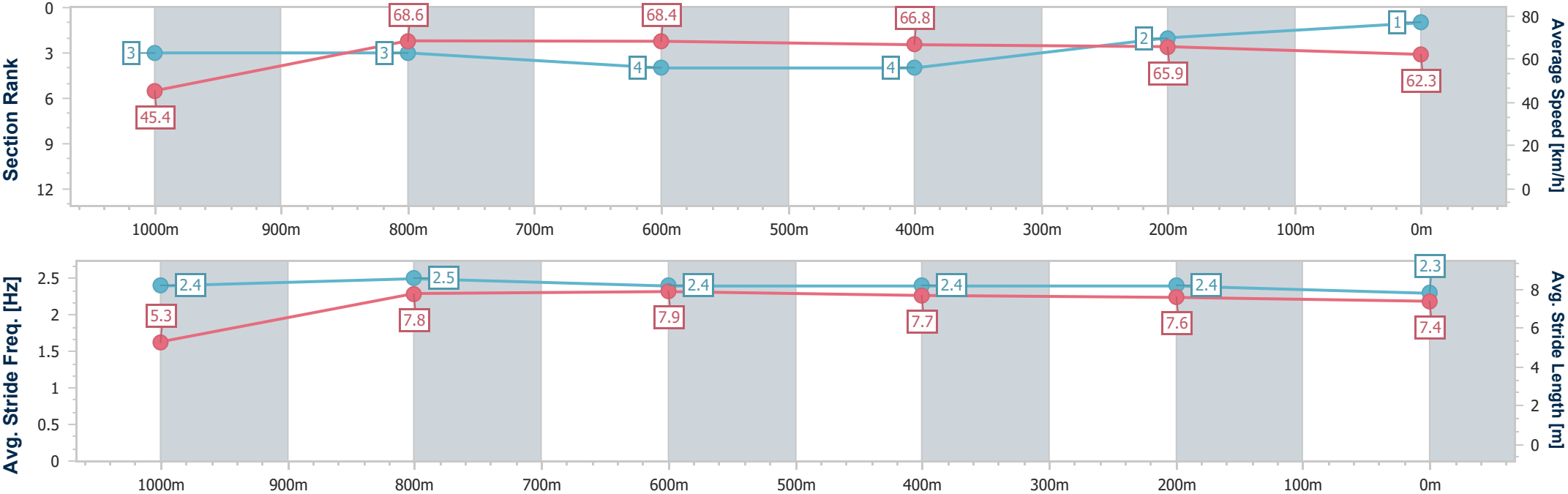
Horse/Jockey Name	Spywire
Final Rank	1
Fastest Section Time (Section)	0:07.92 (Overall)
Top Speed [km/h] (Section)	69.8 (1000m)
Race State	Finished



Aquis Park Gold CoastProfessional  
Race 8: TAB MAGIC MILLIONS THE SYNDICATE - 1100m  
10 January 2026 - 18:41  
Track Rating: Good 4, Weather: Fine, Rail Position: True



Section	Overall	1000m	800m	600m	400m	200m								
Section Times	1:02.59 [1] (0:07.92)	0:54.67 [3] (0:10.64)	0:44.03 [3] (0:10.69)	0:33.34 [4] (0:10.86)	0:22.48 [4] (0:10.92)	0:11.56 [2] (0:11.56)								
Average Speed [km/h]	45.4	68.6	68.4	66.8	65.9	62.3								
Top Speed [km/h]	66.3	69.8	69.0	68.2	66.9	64.6								
Avg. Dist. to Rail [m]	6.8	3.2	4.1	1.4	2.7	6.5								
Avg. Stride Freq. [Hz]	2.4	2.5	2.4	2.4	2.4	2.3								
Avg. Stride Length [m]	5.3	7.8	7.9	7.7	7.6	7.4								





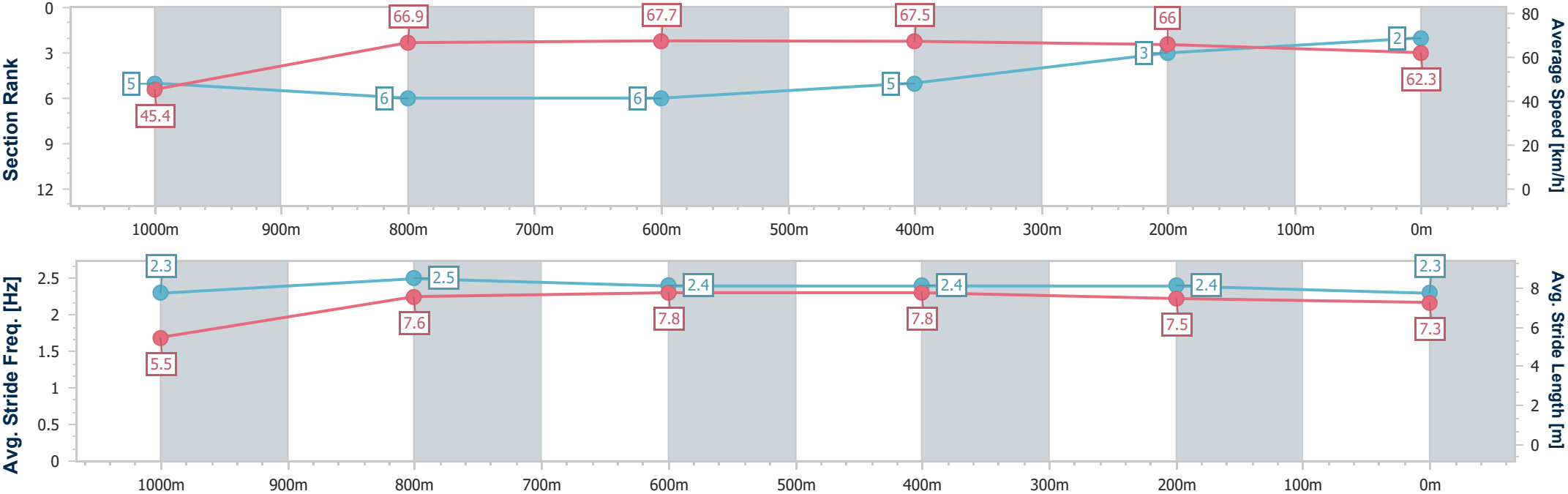
Horse/Jockey Name	King Kapa
Final Rank	2
Fastest Section Time (Section)	0:07.95 (Overall)
Top Speed [km/h] (Section)	68.7 (600m)
Race State	Finished



Aquis Park Gold CoastProfessional  
Race 8: TAB MAGIC MILLIONS THE SYNDICATE - 1100m  
10 January 2026 - 18:41  
Track Rating: Good 4, Weather: Fine, Rail Position: True



Section	Overall	1000m	800m	600m	400m	200m								
Section Times	1:02.67 [2] (0:07.95)	0:54.72 [5] (0:10.82)	0:43.90 [6] (0:10.71)	0:33.19 [6] (0:10.71)	0:22.48 [5] (0:10.95)	0:11.53 [3] (0:11.53)								
Average Speed [km/h]	45.4	66.9	67.7	67.5	66.0	62.3								
Top Speed [km/h]	64.7	68.5	68.3	68.7	67.1	64.2								
Avg. Dist. to Rail [m]	4.4	1.6	1.5	0.8	3.9	7.5								
Avg. Stride Freq. [Hz]	2.3	2.5	2.4	2.4	2.4	2.3								
Avg. Stride Length [m]	5.5	7.6	7.8	7.8	7.5	7.3								





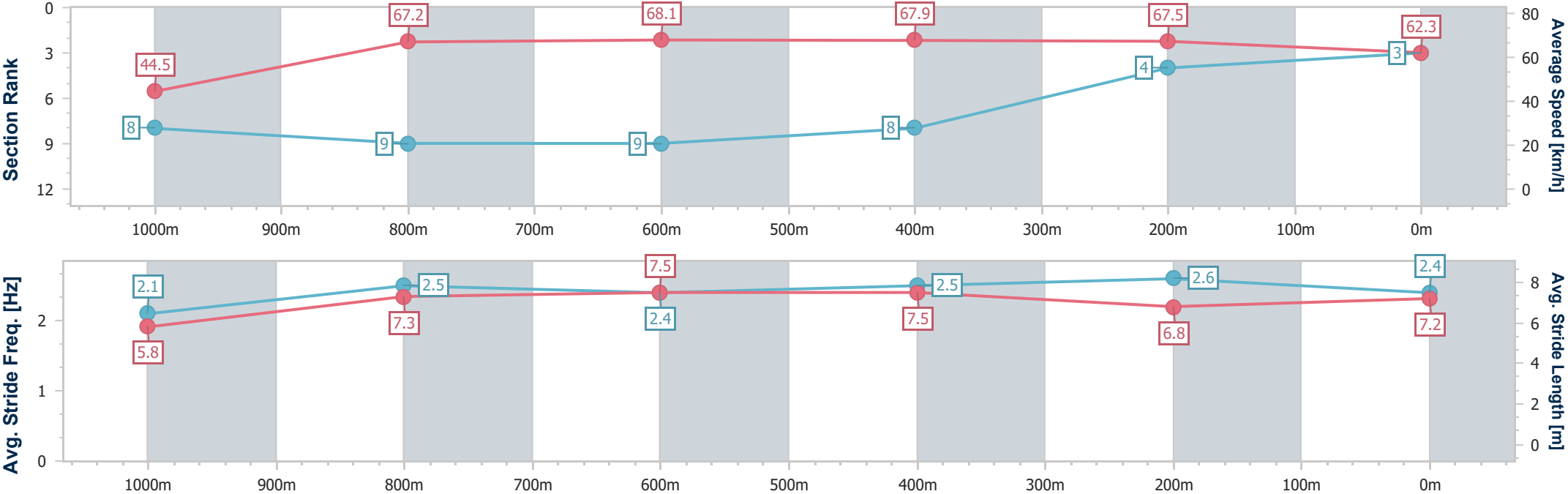
Horse/Jockey Name	Payline
Final Rank	3
Fastest Section Time (Section)	0:08.12 (Overall)
Top Speed [km/h] (Section)	68.7 (600m)
Race State	Finished



Aquis Park Gold CoastProfessional  
Race 8: TAB MAGIC MILLIONS THE SYNDICATE - 1100m  
10 January 2026 - 18:41  
Track Rating: Good 4, Weather: Fine, Rail Position: True



Section	Overall	1000m	800m	600m	400m	200m							
Section Times	1:02.70 [3] (0:08.12)	0:54.58 [8] (0:10.81)	0:43.77 [9] (0:10.71)	0:33.06 [9] (0:10.80)	0:22.26 [8] (0:10.74)	0:11.52 [4] (0:11.52)							
Average Speed [km/h]	44.5	67.2	68.1	67.9	67.5	62.3							
Top Speed [km/h]	65.6	67.4	68.7	68.7	68.5	64.8							
Avg. Dist. to Rail [m]	3.0	2.6	3.3	2.9	6.9	10.8							
Avg. Stride Freq. [Hz]	2.1	2.5	2.4	2.5	2.6	2.4							
Avg. Stride Length [m]	5.8	7.3	7.5	7.5	6.8	7.2							





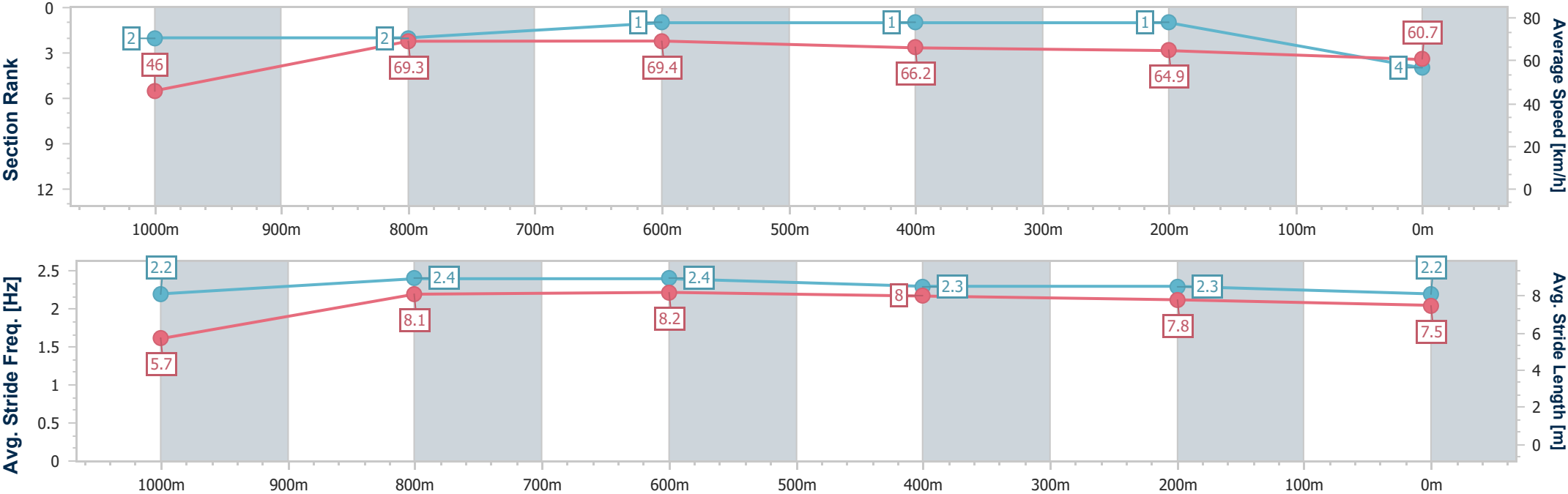
Horse/Jockey Name	Golden Boom
Final Rank	4
Fastest Section Time (Section)	0:07.86 (Overall)
Top Speed [km/h] (Section)	70.5 (1000m)
Race State	Finished



Aquis Park Gold CoastProfessional  
Race 8: TAB MAGIC MILLIONS THE SYNDICATE - 1100m  
10 January 2026 - 18:41  
Track Rating: Good 4, Weather: Fine, Rail Position: True



Section	Overall	1000m	800m	600m	400m	200m							
Section Times	1:02.72 [4] (0:07.86)	0:54.86 [2] (0:10.50)	0:44.36 [2] (0:10.47)	0:33.89 [1] (0:10.95)	0:22.94 [1] (0:11.11)	0:11.83 [1] (0:11.83)							
Average Speed [km/h]	46.0	69.3	69.4	66.2	64.9	60.7							
Top Speed [km/h]	65.8	70.5	70.2	67.7	65.5	64.0							
Avg. Dist. to Rail [m]	7.4	3.6	1.6	1.1	2.4	4.2							
Avg. Stride Freq. [Hz]	2.2	2.4	2.4	2.3	2.3	2.2							
Avg. Stride Length [m]	5.7	8.1	8.2	8.0	7.8	7.5							





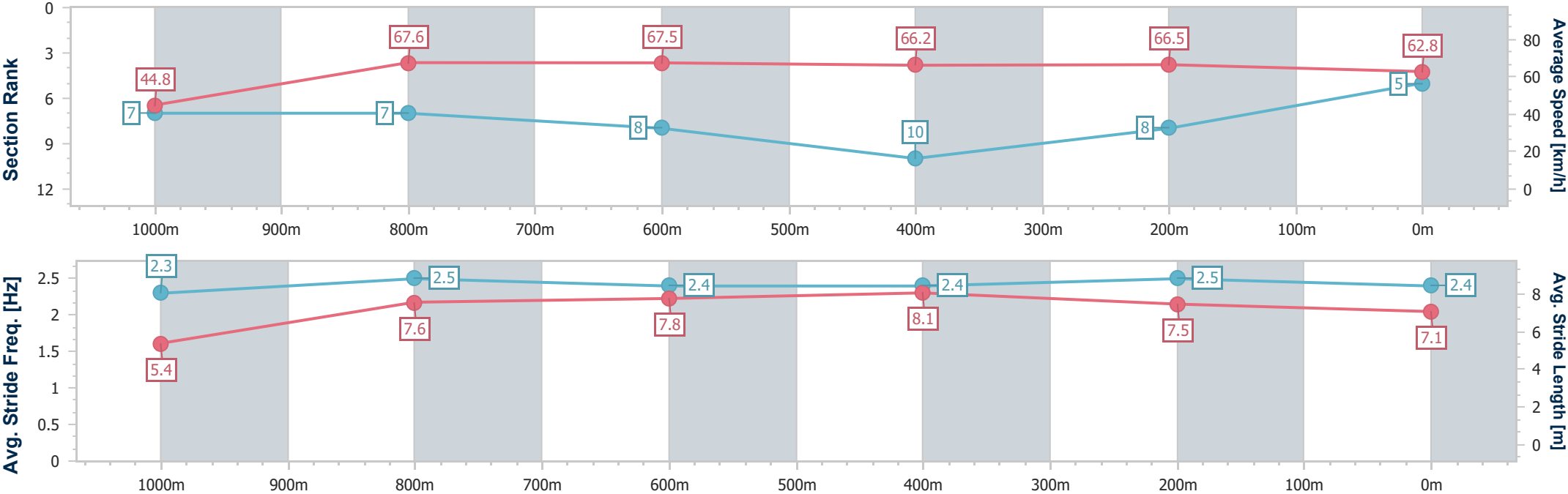
Horse/Jockey Name	Scampi
Final Rank	5
Fastest Section Time (Section)	0:08.01 (Overall)
Top Speed [km/h] (Section)	80.1 (600m)
Race State	Finished



Aquis Park Gold CoastProfessional  
Race 8: TAB MAGIC MILLIONS THE SYNDICATE - 1100m  
10 January 2026 - 18:41  
Track Rating: Good 4, Weather: Fine, Rail Position: True



Section	Overall	1000m	800m	600m	400m	200m							
Section Times	1:02.94 [5] (0:08.01)	0:54.93 [7] (0:10.79)	0:44.14 [7] (0:10.81)	0:33.33 [8] (0:11.02)	0:22.31 [10] (0:10.86)	0:11.45 [8] (0:11.45)							
Average Speed [km/h]	44.8	67.6	67.5	66.2	66.5	62.8							
Top Speed [km/h]	64.9	69.2	69.0	80.1	67.9	65.8							
Avg. Dist. to Rail [m]	5.7	3.0	3.8	1.8	4.5	5.9							
Avg. Stride Freq. [Hz]	2.3	2.5	2.4	2.4	2.5	2.4							
Avg. Stride Length [m]	5.4	7.6	7.8	8.1	7.5	7.1							





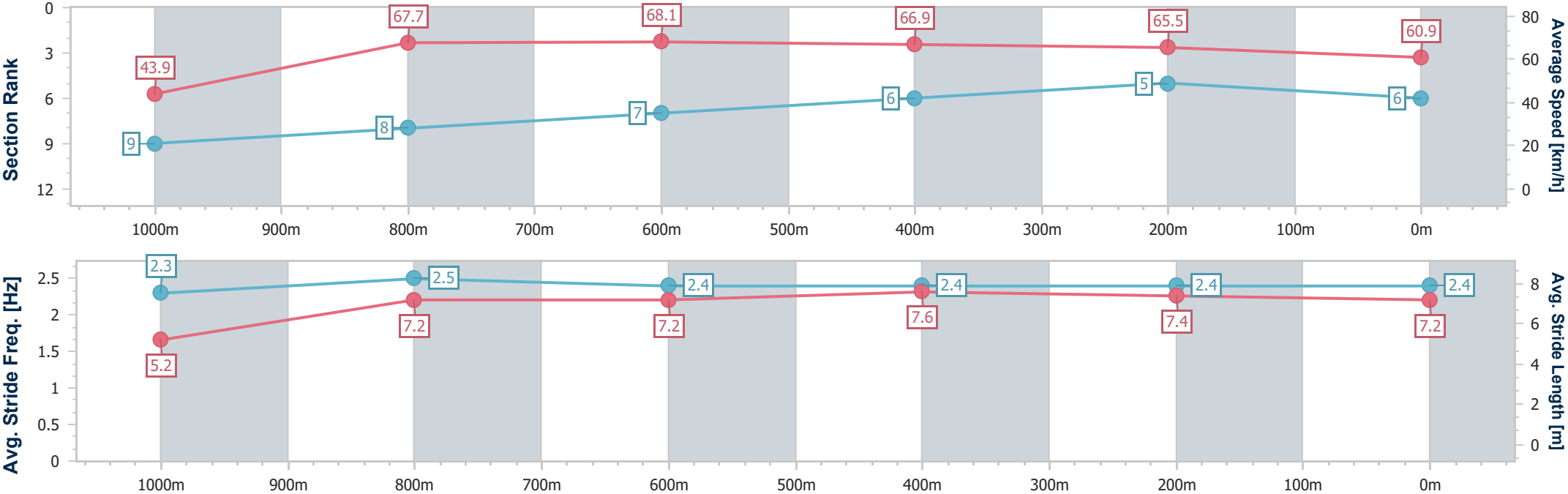
Horse/Jockey Name	Caspernova
Final Rank	6
Fastest Section Time (Section)	0:08.22 (Overall)
Top Speed [km/h] (Section)	69.3 (1000m)
Race State	Finished



Aquis Park Gold CoastProfessional  
Race 8: TAB MAGIC MILLIONS THE SYNDICATE - 1100m  
10 January 2026 - 18:41  
Track Rating: Good 4, Weather: Fine, Rail Position: True



Section	Overall	1000m	800m	600m	400m	200m								
Section Times	1:03.09 [6] (0:08.22)	0:54.87 [9] (0:10.69)	0:44.18 [8] (0:10.57)	0:33.61 [7] (0:10.74)	0:22.87 [6] (0:11.04)	0:11.83 [5] (0:11.83)								
Average Speed [km/h]	43.9	67.7	68.1	66.9	65.5	60.9								
Top Speed [km/h]	64.7	69.3	68.9	67.8	66.9	64.0								
Avg. Dist. to Rail [m]	1.7	1.0	0.5	0.7	3.2	3.5								
Avg. Stride Freq. [Hz]	2.3	2.5	2.4	2.4	2.4	2.4								
Avg. Stride Length [m]	5.2	7.2	7.2	7.6	7.4	7.2								





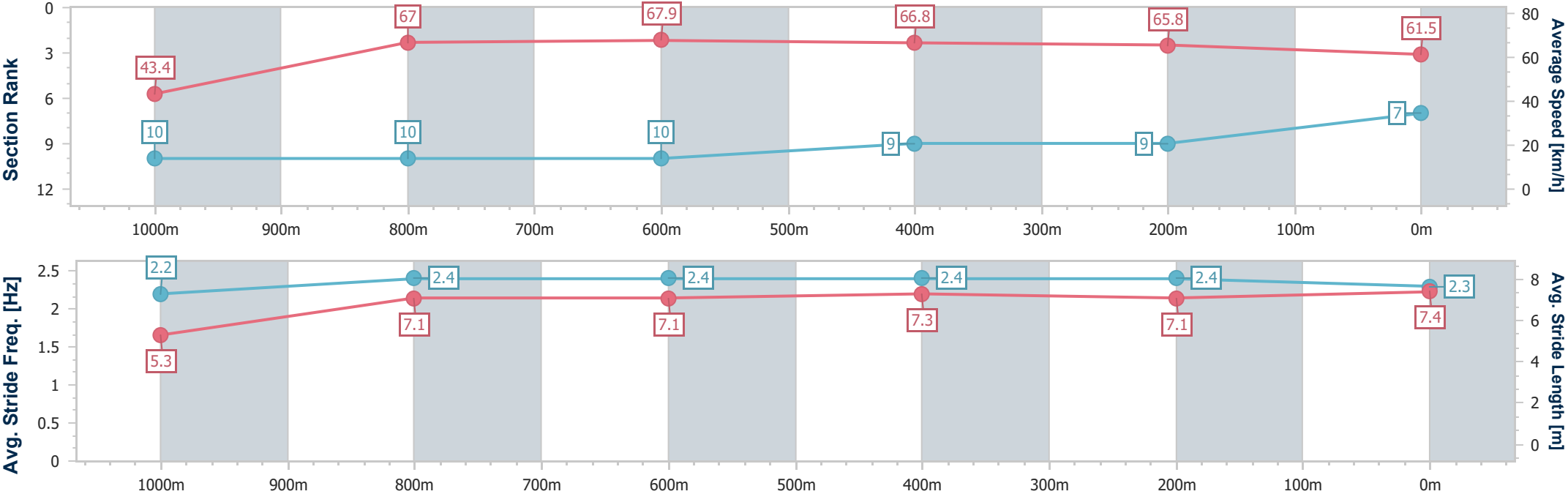
Horse/Jockey Name	Brereton
Final Rank	7
Fastest Section Time (Section)	0:08.38 (Overall)
Top Speed [km/h] (Section)	68.8 (800m)
Race State	Finished



Aquis Park Gold CoastProfessional  
Race 8: TAB MAGIC MILLIONS THE SYNDICATE - 1100m  
10 January 2026 - 18:41  
Track Rating: Good 4, Weather: Fine, Rail Position: True



Section	Overall	1000m	800m	600m	400m	200m								
Section Times	1:03.14 [7] (0:08.38)	0:54.76 [10] (0:10.79)	0:43.97 [10] (0:10.60)	0:33.37 [10] (0:10.71)	0:22.66 [9] (0:11.02)	0:11.64 [9] (0:11.64)								
Average Speed [km/h]	43.4	67.0	67.9	66.8	65.8	61.5								
Top Speed [km/h]	63.1	68.4	68.8	67.8	66.6	64.3								
Avg. Dist. to Rail [m]	4.0	1.6	0.6	0.9	3.6	5.6								
Avg. Stride Freq. [Hz]	2.2	2.4	2.4	2.4	2.4	2.3								
Avg. Stride Length [m]	5.3	7.1	7.1	7.3	7.1	7.4								





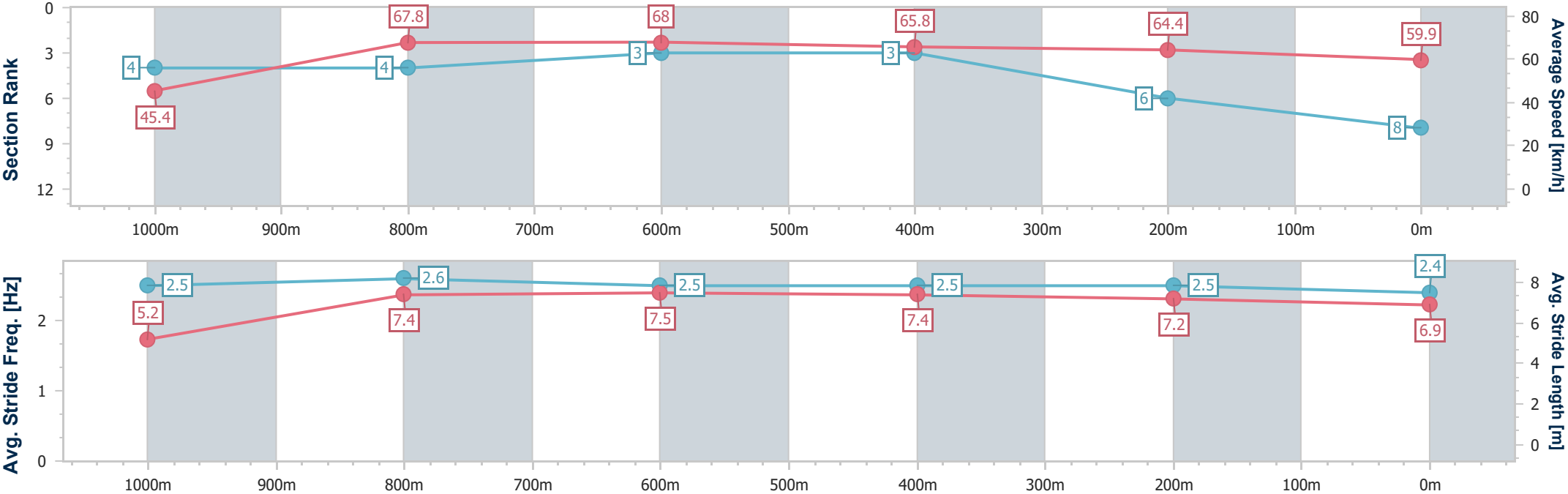
Horse/Jockey Name	Chinqui
Final Rank	8
Fastest Section Time (Section)	0:07.93 (Overall)
Top Speed [km/h] (Section)	70.0 (1000m)
Race State	Finished



Aquis Park Gold CoastProfessional  
Race 8: TAB MAGIC MILLIONS THE SYNDICATE - 1100m  
10 January 2026 - 18:41  
Track Rating: Good 4, Weather: Fine, Rail Position: True



Section	Overall	1000m	800m	600m	400m	200m								
Section Times	1:03.30 [8] (0:07.93)	0:55.37 [4] (0:10.64)	0:44.73 [4] (0:10.58)	0:34.15 [3] (0:10.92)	0:23.23 [3] (0:11.20)	0:12.03 [6] (0:12.03)								
Average Speed [km/h]	45.4	67.8	68.0	65.8	64.4	59.9								
Top Speed [km/h]	64.8	70.0	68.7	67.7	65.0	63.3								
Avg. Dist. to Rail [m]	0.8	0.9	0.4	0.7	1.5	2.2								
Avg. Stride Freq. [Hz]	2.5	2.6	2.5	2.5	2.5	2.4								
Avg. Stride Length [m]	5.2	7.4	7.5	7.4	7.2	6.9								





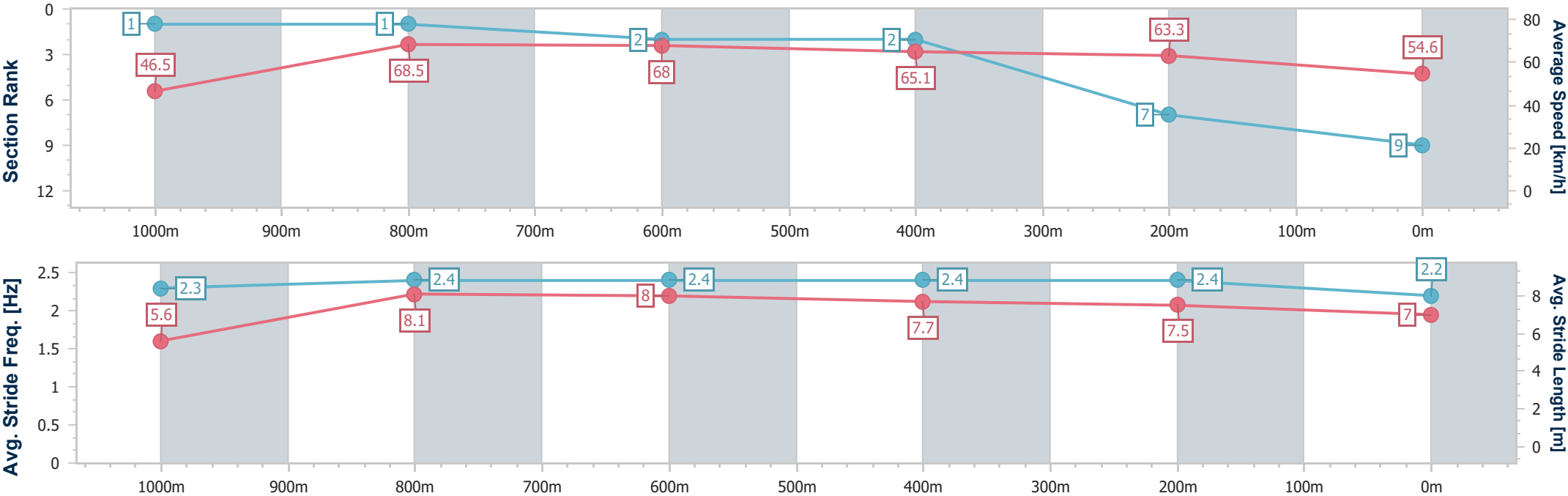
Horse/Jockey Name	Storm The Ramparts
Final Rank	9
Fastest Section Time (Section)	0:07.77 (Overall)
Top Speed [km/h] (Section)	70.5 (1000m)
Race State	Finished



Aquis Park Gold CoastProfessional  
Race 8: TAB MAGIC MILLIONS THE SYNDICATE - 1100m  
10 January 2026 - 18:41  
Track Rating: Good 4, Weather: Fine, Rail Position: True



Section	Overall	1000m	800m	600m	400m	200m							
Section Times	1:04.52 [9] (0:07.77)	0:56.75 [1] (0:10.52)	0:46.23 [1] (0:10.62)	0:35.61 [2] (0:11.05)	0:24.56 [2] (0:11.39)	0:13.17 [7] (0:13.17)							
Average Speed [km/h]	46.5	68.5	68.0	65.1	63.3	54.6							
Top Speed [km/h]	65.6	70.5	69.4	66.7	65.3	60.2							
Avg. Dist. to Rail [m]	3.0	0.9	0.8	0.3	0.5	0.4							
Avg. Stride Freq. [Hz]	2.3	2.4	2.4	2.4	2.4	2.2							
Avg. Stride Length [m]	5.6	8.1	8.0	7.7	7.5	7.0							





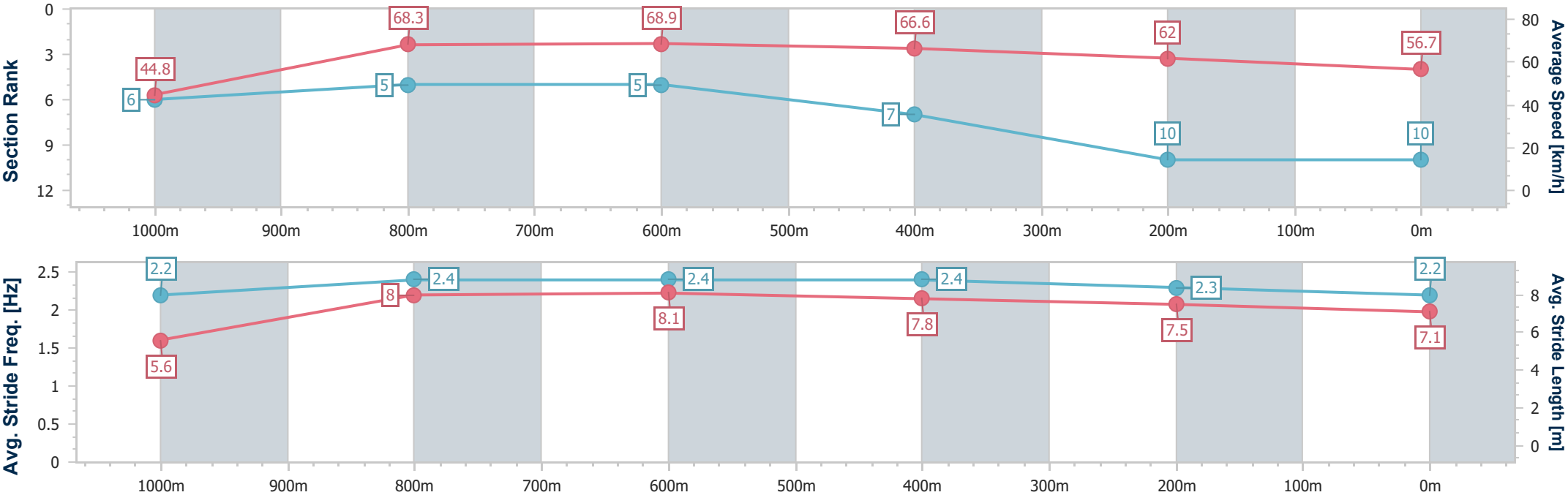
Horse/Jockey Name	Prince Of Boom
Final Rank	10
Fastest Section Time (Section)	0:07.99 (Overall)
Top Speed [km/h] (Section)	70.6 (800m)
Race State	Finished



Aquis Park Gold CoastProfessional  
Race 8: TAB MAGIC MILLIONS THE SYNDICATE - 1100m  
10 January 2026 - 18:41  
Track Rating: Good 4, Weather: Fine, Rail Position: True



Section	Overall	1000m	800m	600m	400m	200m							
Section Times	1:04.79 [10] (0:07.99)	0:56.80 [6] (0:10.77)	0:46.03 [5] (0:10.65)	0:35.38 [5] (0:11.03)	0:24.35 [7] (0:11.63)	0:12.72 [10] (0:12.72)							
Average Speed [km/h]	44.8	68.3	68.9	66.6	62.0	56.7							
Top Speed [km/h]	65.1	70.4	70.6	67.7	64.4	60.1							
Avg. Dist. to Rail [m]	9.4	4.7	5.2	3.0	5.5	6.0							
Avg. Stride Freq. [Hz]	2.2	2.4	2.4	2.4	2.3	2.2							
Avg. Stride Length [m]	5.6	8.0	8.1	7.8	7.5	7.1							





**Aquis Park Gold Coast Professional**  
**Race 9: TAB MAGIC MILLIONS SUNLIGHT 3YO Plate - 1100m**  
**10 January 2026 - 19:17**



Track Rating: Good 4, Weather: Fine, Rail Position: True

Section						Overall	1000m	800m	600m	400m	200m	Last 600m		
Field Times						1:02.22 (0:07.78)	0:54.44 (0:10.28)	0:44.16 (0:10.47)	0:33.69 (0:10.94)	0:22.75 (0:11.34)	0:11.41 (0:11.41)	0:33.69		
Rank	TAB	Horse/Jockey	Barrier	Top Speed [km/h]	Fastest Section							Margin	Distance Travelled [m]	
1	2	GRAFTERBURNERS	2	70.7	0:07.99	1:02.22 [1]	0:54.23 [5]	0:43.77 [4]	0:33.31 [4]	0:22.44 [3]	0:11.31 [3]	1:02.22	0:33.31	
		James McDonald		1000m	Overall	(0:07.99)	(0:10.46)	(0:10.46)	(0:10.87)	(0:11.13)	(0:11.31)			
2	4	NASHVILLE JACK	4	70.2	0:08.07	1:02.49 [2]	0:54.42 [7]	0:43.77 [8]	0:33.35 [6]	0:22.46 [6]	0:11.41 [5]	1.55L	0:33.35	+0
		Tyler Schiller		800m	Overall	(0:08.07)	(0:10.65)	(0:10.42)	(0:10.89)	(0:11.05)	(0:11.41)			
3	11	SYLPH	3	70.0	0:08.42	1:02.57 [3]	0:54.15 [12]	0:43.58 [11]	0:33.18 [11]	0:22.30 [11]	0:11.30 [9]	2.01L	0:33.18	+1
		Zac Lloyd		1000m	Overall	(0:08.42)	(0:10.57)	(0:10.40)	(0:10.88)	(0:11.00)	(0:11.30)			
4	6	SAVVY HALLIE	7	70.8	0:07.85	1:02.66 [4]	0:54.81 [2]	0:44.19 [5]	0:33.64 [5]	0:22.74 [5]	0:11.69 [4]	2.54L	0:33.64	+4
		Tommy Berry		800m	Overall	(0:07.85)	(0:10.62)	(0:10.55)	(0:10.90)	(0:11.05)	(0:11.69)			
5	7	AKAYSHA	1	70.3	0:08.20	1:02.93 [5]	0:54.73 [9]	0:44.25 [7]	0:33.74 [8]	0:22.81 [8]	0:11.76 [6]	4.14L	0:33.74	+1
		Tom Sherry		800m	Overall	(0:08.20)	(0:10.48)	(0:10.51)	(0:10.93)	(0:11.05)	(0:11.76)			
6	9	SWORDPLAY	12	71.0	0:07.78	1:03.01 [6]	0:55.23 [1]	0:44.95 [1]	0:34.48 [1]	0:23.54 [1]	0:12.20 [1]	4.63L	0:34.48	+0
		Rachel King		1000m	Overall	(0:07.78)	(0:10.28)	(0:10.47)	(0:10.94)	(0:11.34)	(0:12.20)			
7	5	ICE KOOL	9	70.3	0:08.28	1:03.17 [7]	0:54.89 [11]	0:44.03 [12]	0:33.56 [12]	0:22.76 [12]	0:11.78 [11]	5.56L	0:33.56	+8
		Jason Collett		800m	Overall	(0:08.28)	(0:10.86)	(0:10.47)	(0:10.80)	(0:10.98)	(0:11.78)			
8	3	BLITZBURG	5	69.9	0:08.17	1:03.18 [8]	0:55.01 [8]	0:44.28 [10]	0:33.84 [10]	0:22.92 [10]	0:11.82 [10]	5.61L	0:33.84	+1
		Damian Lane		1000m	Overall	(0:08.17)	(0:10.73)	(0:10.44)	(0:10.92)	(0:11.10)	(0:11.82)			
9	8	FOREIGN PRESS	8	71.2	0:07.95	1:03.19 [9]	0:55.24 [4]	0:44.86 [3]	0:34.41 [3]	0:23.38 [4]	0:11.99 [7]	5.69L	0:34.41	+5
		Cejay Graham		1000m	Overall	(0:07.95)	(0:10.38)	(0:10.45)	(0:11.03)	(0:11.39)	(0:11.99)			
10	1	NORTH ENGLAND	10	71.0	0:08.05	1:03.24 [10]	0:55.19 [6]	0:44.60 [6]	0:34.09 [7]	0:23.17 [7]	0:12.01 [8]	6L	0:34.09	+7
		Tim Clark		1000m	Overall	(0:08.05)	(0:10.59)	(0:10.51)	(0:10.92)	(0:11.16)	(0:12.01)			

Scratched: Forgotten Spirit (#17), Sisstainable (#15), Hiatus (#16), King Of Pop (#13), Miss Freelove (#14), Strada Varenna (#18)



**Aquis Park Gold Coast Professional**  
**Race 9: TAB MAGIC MILLIONS SUNLIGHT 3YO Plate - 1100m**  
**10 January 2026 - 19:17**



Track Rating: Good 4, Weather: Fine, Rail Position: True

Section						Overall	1000m	800m	600m	400m	200m	Last 600m		
Field Times						1:02.22 (0:07.78)	0:54.44 (0:10.28)	0:44.16 (0:10.47)	0:33.69 (0:10.94)	0:22.75 (0:11.34)	0:11.41 (0:11.41)	0:33.69		
Rank	TAB	Horse/Jockey	Barrier	Top Speed [km/h]	Fastest Section							Margin	Distance Travelled [m]	
11	10	GET READY LASS	11	73.2	0:07.92	1:03.26 [11]	0:55.34 [3]	0:45.13 [2]	0:34.59 [2]	0:23.62 [2]	0:12.36 [2]	6.13L	0:34.59	+5
		Ben Thompson		1000m	Overall	(0:07.92)	(0:10.21)	(0:10.54)	(0:10.97)	(0:11.26)	(0:12.36)			
12	12	KISS GOODNIGHT	6	71.4	0:08.21	1:04.08 [12]	0:55.87 [10]	0:45.19 [9]	0:34.88 [9]	0:23.89 [9]	0:12.51 [12]	10.94L	0:34.88	+9
		Craig Williams		800m	Overall	(0:08.21)	(0:10.68)	(0:10.31)	(0:10.99)	(0:11.38)	(0:12.51)			

Scratched: Forgotten Spirit (#17), Sisstainable (#15), Hiatus (#16), King Of Pop (#13), Miss Freelove (#14), Strada Varena (#18)



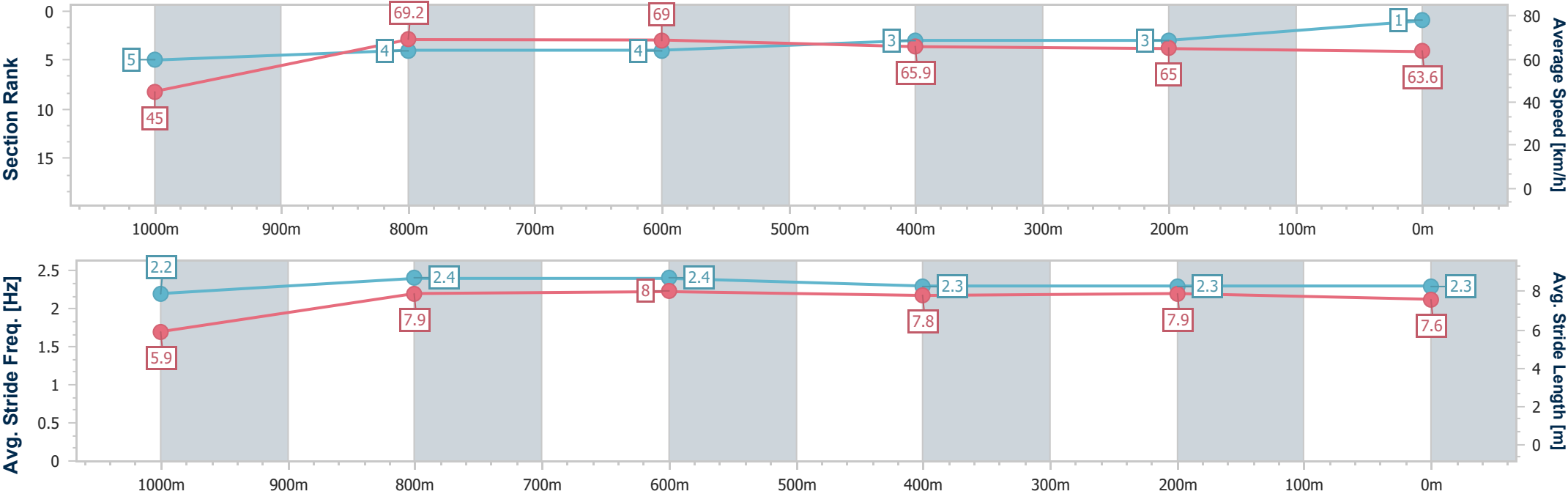
Horse/Jockey Name	Grafterburners
Final Rank	1
Fastest Section Time (Section)	0:07.99 (Overall)
Top Speed [km/h] (Section)	70.7 (1000m)
Race State	Finished



Aquis Park Gold CoastProfessional  
Race 9: TAB MAGIC MILLIONS SUNLIGHT 3YO Plate - 1100m  
10 January 2026 - 19:17  
Track Rating: Good 4, Weather: Fine, Rail Position: True



Section	Overall	1000m	800m	600m	400m	200m								
Section Times	1:02.22 [1] (0:07.99)	0:54.23 [5] (0:10.46)	0:43.77 [4] (0:10.46)	0:33.31 [4] (0:10.87)	0:22.44 [3] (0:11.13)	0:11.31 [3] (0:11.31)								
Average Speed [km/h]	45.0	69.2	69.0	65.9	65.0	63.6								
Top Speed [km/h]	65.6	70.7	70.4	66.9	65.7	65.2								
Avg. Dist. to Rail [m]	1.8	1.3	0.4	0.7	2.5	2.5								
Avg. Stride Freq. [Hz]	2.2	2.4	2.4	2.3	2.3	2.3								
Avg. Stride Length [m]	5.9	7.9	8.0	7.8	7.9	7.6								





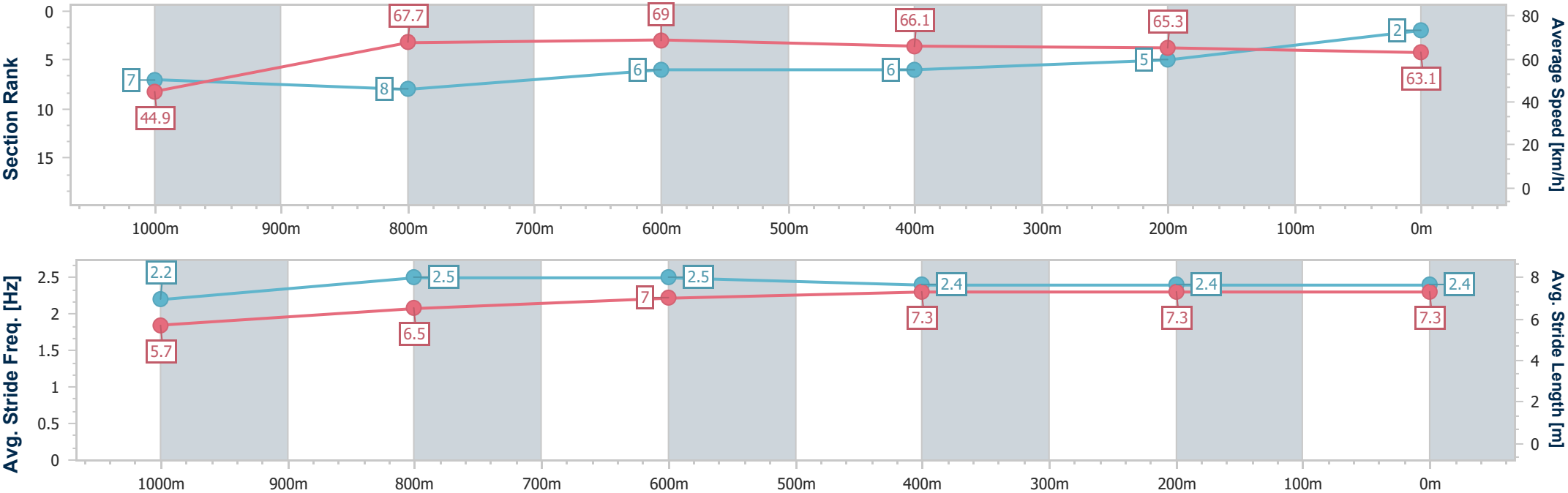
Horse/Jockey Name	Nashville Jack
Final Rank	2
Fastest Section Time (Section)	0:08.07 (Overall)
Top Speed [km/h] (Section)	70.2 (800m)
Race State	Finished



Aquis Park Gold CoastProfessional  
Race 9: TAB MAGIC MILLIONS SUNLIGHT 3YO Plate - 1100m  
10 January 2026 - 19:17  
Track Rating: Good 4, Weather: Fine, Rail Position: True



Section	Overall	1000m	800m	600m	400m	200m								
Section Times	1:02.49 [2] (0:08.07)	0:54.42 [7] (0:10.65)	0:43.77 [8] (0:10.42)	0:33.35 [6] (0:10.89)	0:22.46 [6] (0:11.05)	0:11.41 [5] (0:11.41)								
Average Speed [km/h]	44.9	67.7	69.0	66.1	65.3	63.1								
Top Speed [km/h]	64.5	69.9	70.2	66.5	66.1	64.6								
Avg. Dist. to Rail [m]	3.1	1.6	0.6	0.8	4.0	6.4								
Avg. Stride Freq. [Hz]	2.2	2.5	2.5	2.4	2.4	2.4								
Avg. Stride Length [m]	5.7	6.5	7.0	7.3	7.3	7.3								





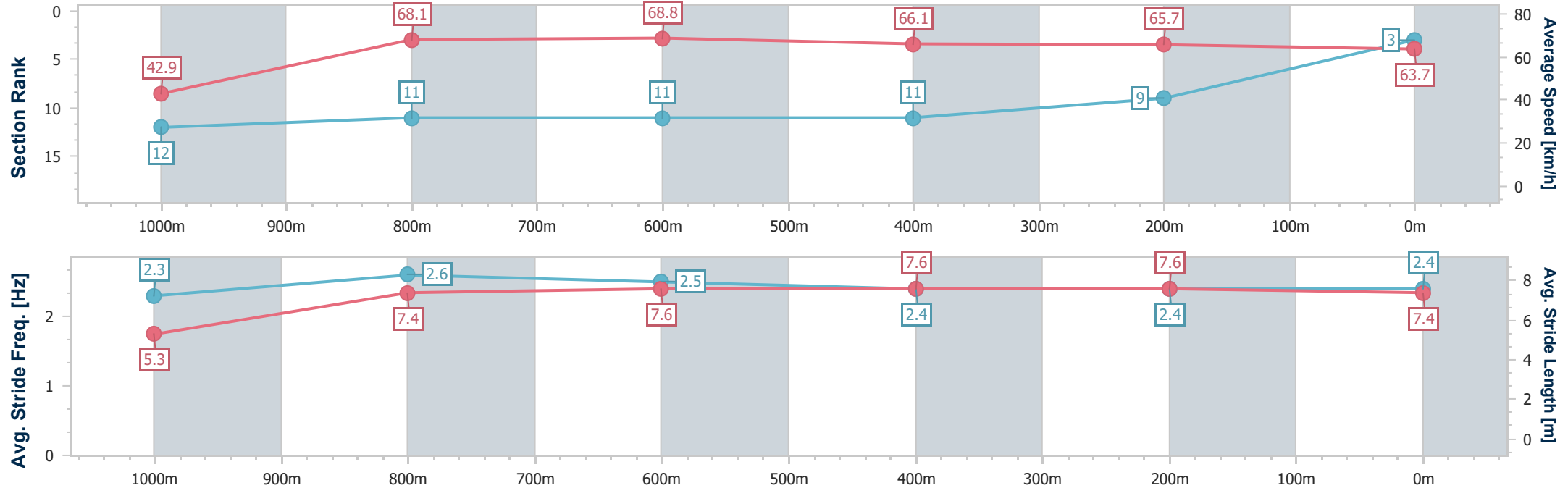
Horse/Jockey Name	Sylph
Final Rank	3
Fastest Section Time (Section)	0:08.42 (Overall)
Top Speed [km/h] (Section)	70.0 (1000m)
Race State	Finished



Aquis Park Gold CoastProfessional  
Race 9: TAB MAGIC MILLIONS SUNLIGHT 3YO Plate - 1100m  
10 January 2026 - 19:17  
Track Rating: Good 4, Weather: Fine, Rail Position: True



Section	Overall	1000m	800m	600m	400m	200m								
Section Times	1:02.57 [3] (0:08.42)	0:54.15 [12] (0:10.57)	0:43.58 [11] (0:10.40)	0:33.18 [11] (0:10.88)	0:22.30 [11] (0:11.00)	0:11.30 [9] (0:11.30)								
Average Speed [km/h]	42.9	68.1	68.8	66.1	65.7	63.7								
Top Speed [km/h]	63.3	70.0	69.7	67.9	66.6	65.1								
Avg. Dist. to Rail [m]	1.4	0.6	1.6	0.9	2.0	1.2								
Avg. Stride Freq. [Hz]	2.3	2.6	2.5	2.4	2.4	2.4								
Avg. Stride Length [m]	5.3	7.4	7.6	7.6	7.6	7.4								





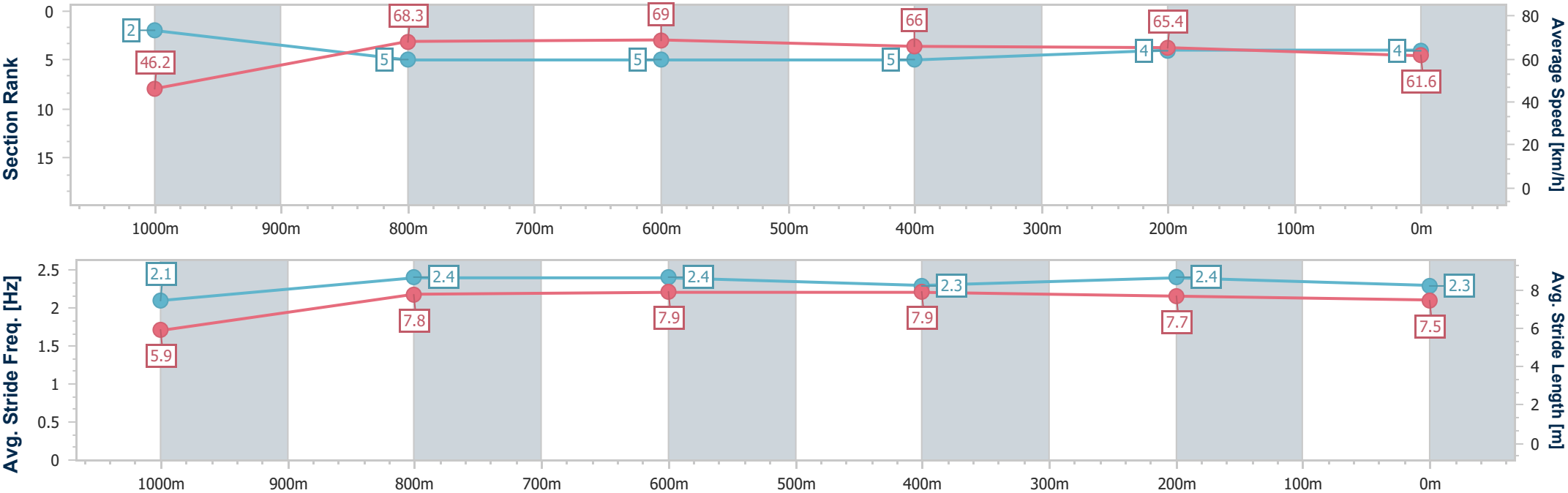
Horse/Jockey Name	Savvy Hallie
Final Rank	4
Fastest Section Time (Section)	0:07.85 (Overall)
Top Speed [km/h] (Section)	70.8 (800m)
Race State	Finished



Aquis Park Gold CoastProfessional  
Race 9: TAB MAGIC MILLIONS SUNLIGHT 3YO Plate - 1100m  
10 January 2026 - 19:17  
Track Rating: Good 4, Weather: Fine, Rail Position: True



Section	Overall	1000m	800m	600m	400m	200m								
Section Times	1:02.66 [4] (0:07.85)	0:54.81 [2] (0:10.62)	0:44.19 [5] (0:10.55)	0:33.64 [5] (0:10.90)	0:22.74 [5] (0:11.05)	0:11.69 [4] (0:11.69)								
Average Speed [km/h]	46.2	68.3	69.0	66.0	65.4	61.6								
Top Speed [km/h]	65.1	69.9	70.8	66.9	66.4	64.1								
Avg. Dist. to Rail [m]	4.8	2.4	2.0	0.3	3.0	4.4								
Avg. Stride Freq. [Hz]	2.1	2.4	2.4	2.3	2.4	2.3								
Avg. Stride Length [m]	5.9	7.8	7.9	7.9	7.7	7.5								





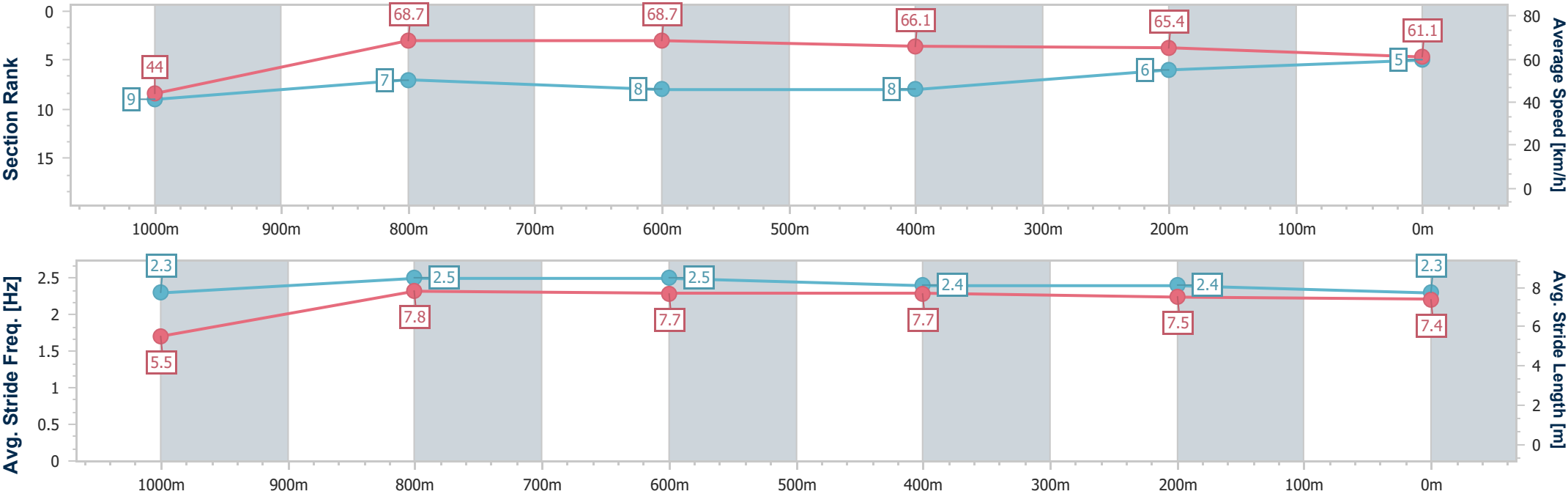
Horse/Jockey Name	Akaysha
Final Rank	5
Fastest Section Time (Section)	0:08.20 (Overall)
Top Speed [km/h] (Section)	70.3 (800m)
Race State	Finished



Aquis Park Gold CoastProfessional  
Race 9: TAB MAGIC MILLIONS SUNLIGHT 3YO Plate - 1100m  
10 January 2026 - 19:17  
Track Rating: Good 4, Weather: Fine, Rail Position: True



Section	Overall	1000m	800m	600m	400m	200m								
Section Times	1:02.93 [5] (0:08.20)	0:54.73 [9] (0:10.48)	0:44.25 [7] (0:10.51)	0:33.74 [8] (0:10.93)	0:22.81 [8] (0:11.05)	0:11.76 [6] (0:11.76)								
Average Speed [km/h]	44.0	68.7	68.7	66.1	65.4	61.1								
Top Speed [km/h]	64.0	70.3	70.3	67.5	66.4	64.9								
Avg. Dist. to Rail [m]	0.2	0.5	0.5	0.9	3.4	5.4								
Avg. Stride Freq. [Hz]	2.3	2.5	2.5	2.4	2.4	2.3								
Avg. Stride Length [m]	5.5	7.8	7.7	7.7	7.5	7.4								





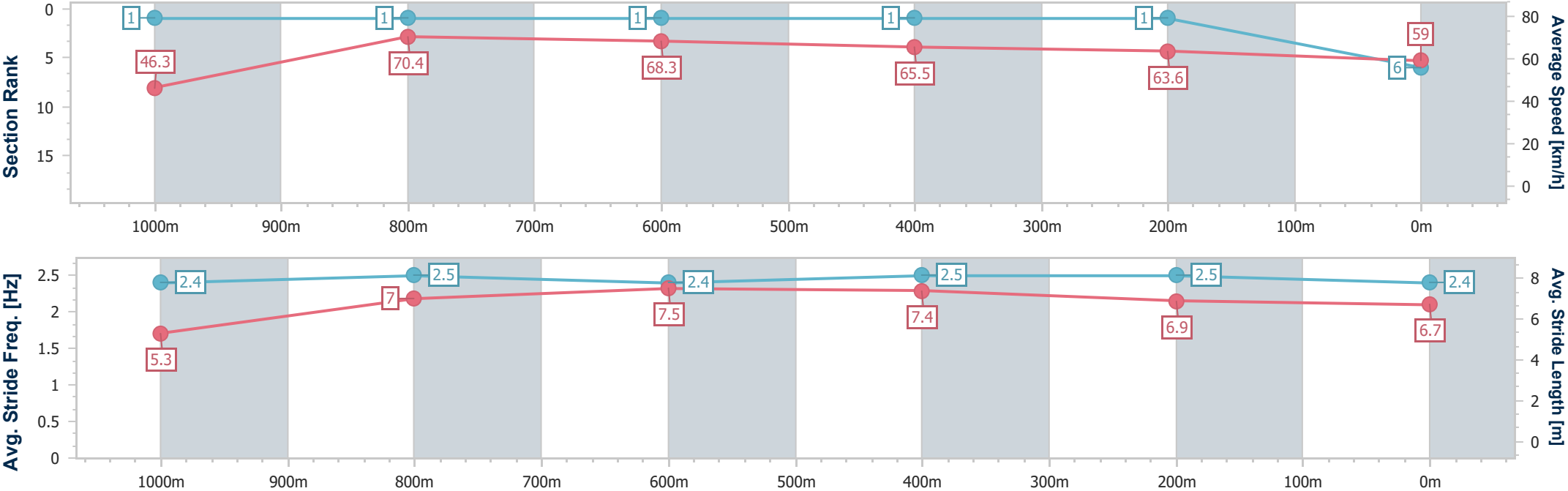
Horse/Jockey Name	Swordplay
Final Rank	6
Fastest Section Time (Section)	0:07.78 (Overall)
Top Speed [km/h] (Section)	71.0 (1000m)
Race State	Finished



Aquis Park Gold CoastProfessional  
Race 9: TAB MAGIC MILLIONS SUNLIGHT 3YO Plate - 1100m  
10 January 2026 - 19:17  
Track Rating: Good 4, Weather: Fine, Rail Position: True



Section	Overall	1000m	800m	600m	400m	200m								
Section Times	1:03.01 [6] (0:07.78)	0:55.23 [1] (0:10.28)	0:44.95 [1] (0:10.47)	0:34.48 [1] (0:10.94)	0:23.54 [1] (0:11.34)	0:12.20 [1] (0:12.20)								
Average Speed [km/h]	46.3	70.4	68.3	65.5	63.6	59.0								
Top Speed [km/h]	67.4	71.0	70.1	66.0	65.1	62.1								
Avg. Dist. to Rail [m]	9.2	2.2	1.1	1.1	2.5	3.6								
Avg. Stride Freq. [Hz]	2.4	2.5	2.4	2.5	2.5	2.4								
Avg. Stride Length [m]	5.3	7.0	7.5	7.4	6.9	6.7								





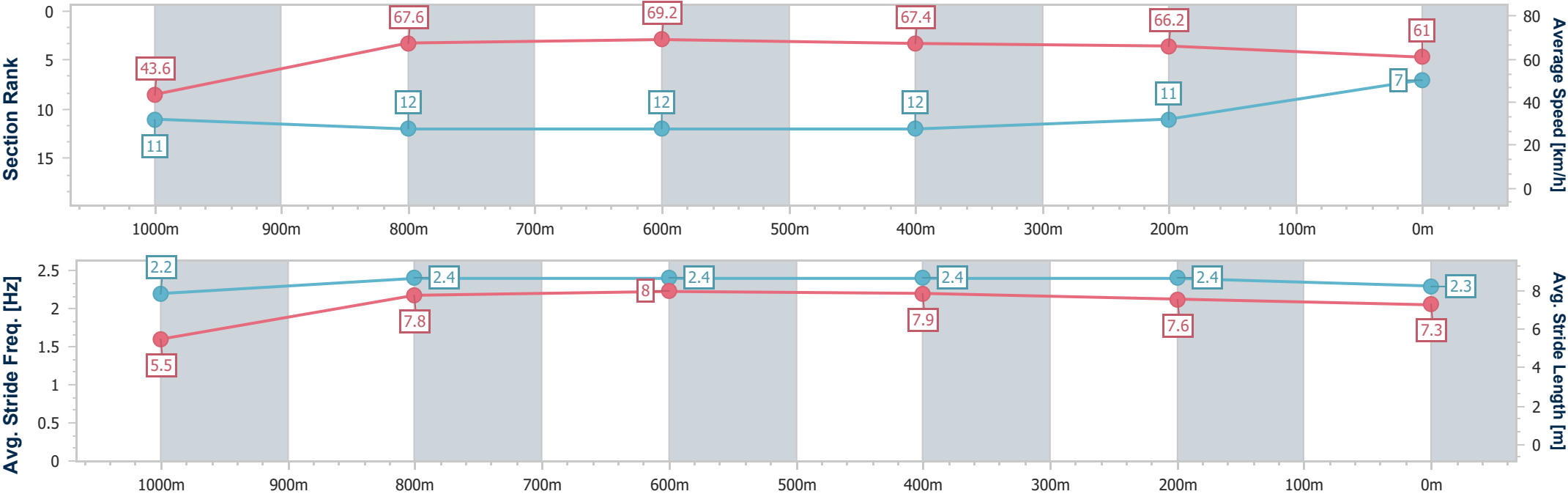
Horse/Jockey Name	Ice Kool
Final Rank	7
Fastest Section Time (Section)	0:08.28 (Overall)
Top Speed [km/h] (Section)	70.3 (800m)
Race State	Finished



Aquis Park Gold CoastProfessional  
Race 9: TAB MAGIC MILLIONS SUNLIGHT 3YO Plate - 1100m  
10 January 2026 - 19:17  
Track Rating: Good 4, Weather: Fine, Rail Position: True



Section	Overall	1000m	800m	600m	400m	200m							
Section Times	1:03.17 [7] (0:08.28)	0:54.89 [11] (0:10.86)	0:44.03 [12] (0:10.47)	0:33.56 [12] (0:10.80)	0:22.76 [12] (0:10.98)	0:11.78 [11] (0:11.78)							
Average Speed [km/h]	43.6	67.6	69.2	67.4	66.2	61.0							
Top Speed [km/h]	65.2	69.1	70.3	68.8	67.0	64.0							
Avg. Dist. to Rail [m]	6.8	5.0	1.8	1.9	7.0	9.0							
Avg. Stride Freq. [Hz]	2.2	2.4	2.4	2.4	2.4	2.3							
Avg. Stride Length [m]	5.5	7.8	8.0	7.9	7.6	7.3							





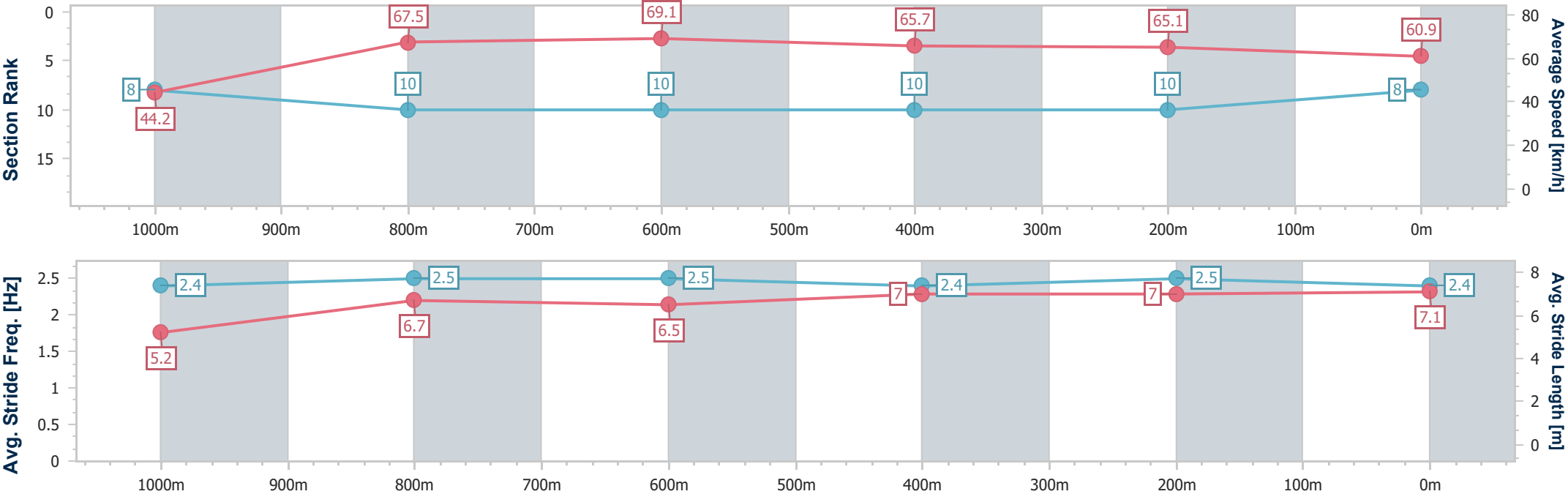
Horse/Jockey Name	Blitzburg
Final Rank	8
Fastest Section Time (Section)	0:08.17 (Overall)
Top Speed [km/h] (Section)	69.9 (1000m)
Race State	Finished



Aquis Park Gold CoastProfessional  
Race 9: TAB MAGIC MILLIONS SUNLIGHT 3YO Plate - 1100m  
10 January 2026 - 19:17  
Track Rating: Good 4, Weather: Fine, Rail Position: True



Section	Overall	1000m	800m	600m	400m	200m								
Section Times	1:03.18 [8] (0:08.17)	0:55.01 [8] (0:10.73)	0:44.28 [10] (0:10.44)	0:33.84 [10] (0:10.92)	0:22.92 [10] (0:11.10)	0:11.82 [10] (0:11.82)								
Average Speed [km/h]	44.2	67.5	69.1	65.7	65.1	60.9								
Top Speed [km/h]	63.9	69.9	69.9	67.0	65.9	63.3								
Avg. Dist. to Rail [m]	4.0	2.3	0.5	0.5	2.9	2.8								
Avg. Stride Freq. [Hz]	2.4	2.5	2.5	2.4	2.5	2.4								
Avg. Stride Length [m]	5.2	6.7	6.5	7.0	7.0	7.1								





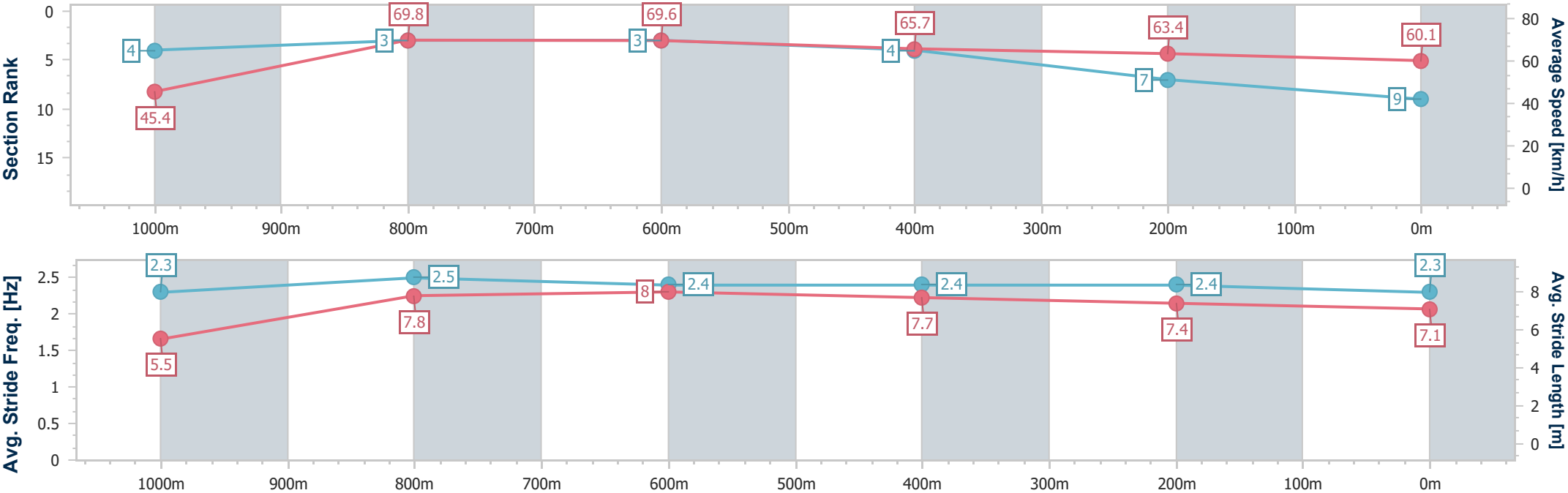
Horse/Jockey Name	Foreign Press
Final Rank	9
Fastest Section Time (Section)	0:07.95 (Overall)
Top Speed [km/h] (Section)	71.2 (1000m)
Race State	Finished



Aquis Park Gold CoastProfessional  
Race 9: TAB MAGIC MILLIONS SUNLIGHT 3YO Plate - 1100m  
10 January 2026 - 19:17  
Track Rating: Good 4, Weather: Fine, Rail Position: True



Section	Overall	1000m	800m	600m	400m	200m							
Section Times	1:03.19 [9] (0:07.95)	0:55.24 [4] (0:10.38)	0:44.86 [3] (0:10.45)	0:34.41 [3] (0:11.03)	0:23.38 [4] (0:11.39)	0:11.99 [7] (0:11.99)							
Average Speed [km/h]	45.4	69.8	69.6	65.7	63.4	60.1							
Top Speed [km/h]	66.3	71.2	70.8	67.4	64.7	62.2							
Avg. Dist. to Rail [m]	6.0	2.9	2.1	1.2	5.2	6.1							
Avg. Stride Freq. [Hz]	2.3	2.5	2.4	2.4	2.4	2.3							
Avg. Stride Length [m]	5.5	7.8	8.0	7.7	7.4	7.1							





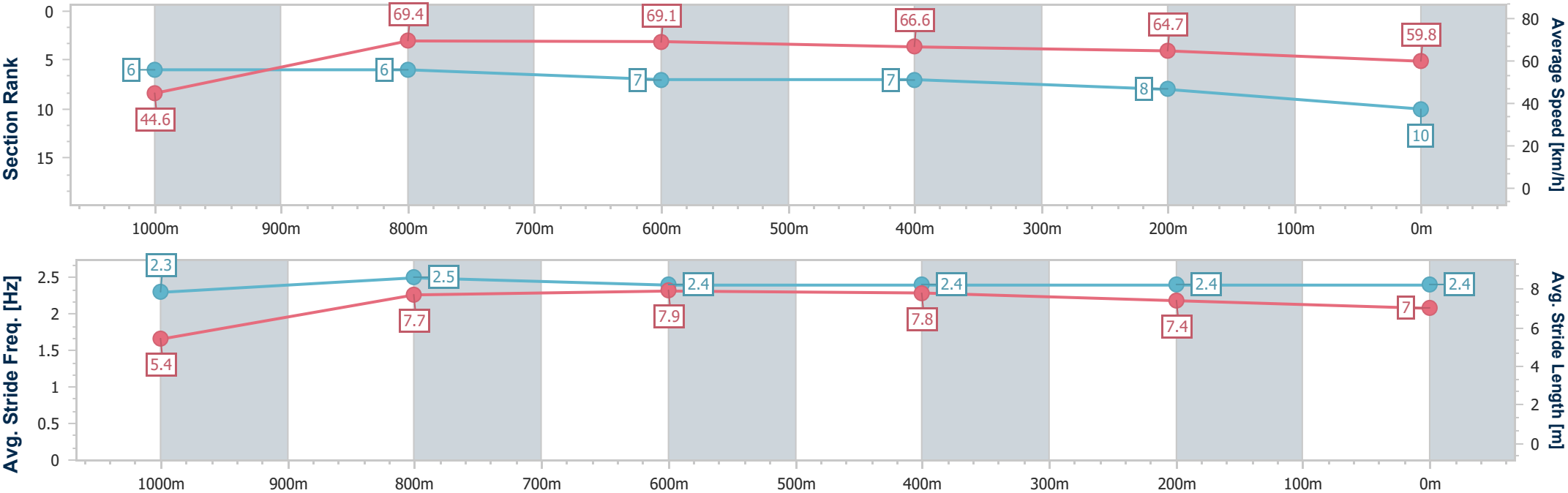
Horse/Jockey Name	North England
Final Rank	10
Fastest Section Time (Section)	0:08.05 (Overall)
Top Speed [km/h] (Section)	71.0 (1000m)
Race State	Finished



Aquis Park Gold Coast Professional  
Race 9: TAB MAGIC MILLIONS SUNLIGHT 3YO Plate - 1100m  
10 January 2026 - 19:17  
Track Rating: Good 4, Weather: Fine, Rail Position: True



Section	Overall	1000m	800m	600m	400m	200m							
Section Times	1:03.24 [10] (0:08.05)	0:55.19 [6] (0:10.59)	0:44.60 [6] (0:10.51)	0:34.09 [7] (0:10.92)	0:23.17 [7] (0:11.16)	0:12.01 [8] (0:12.01)							
Average Speed [km/h]	44.6	69.4	69.1	66.6	64.7	59.8							
Top Speed [km/h]	65.8	71.0	70.5	67.0	65.9	62.7							
Avg. Dist. to Rail [m]	7.4	4.9	2.7	1.2	5.0	7.2							
Avg. Stride Freq. [Hz]	2.3	2.5	2.4	2.4	2.4	2.4							
Avg. Stride Length [m]	5.4	7.7	7.9	7.8	7.4	7.0							





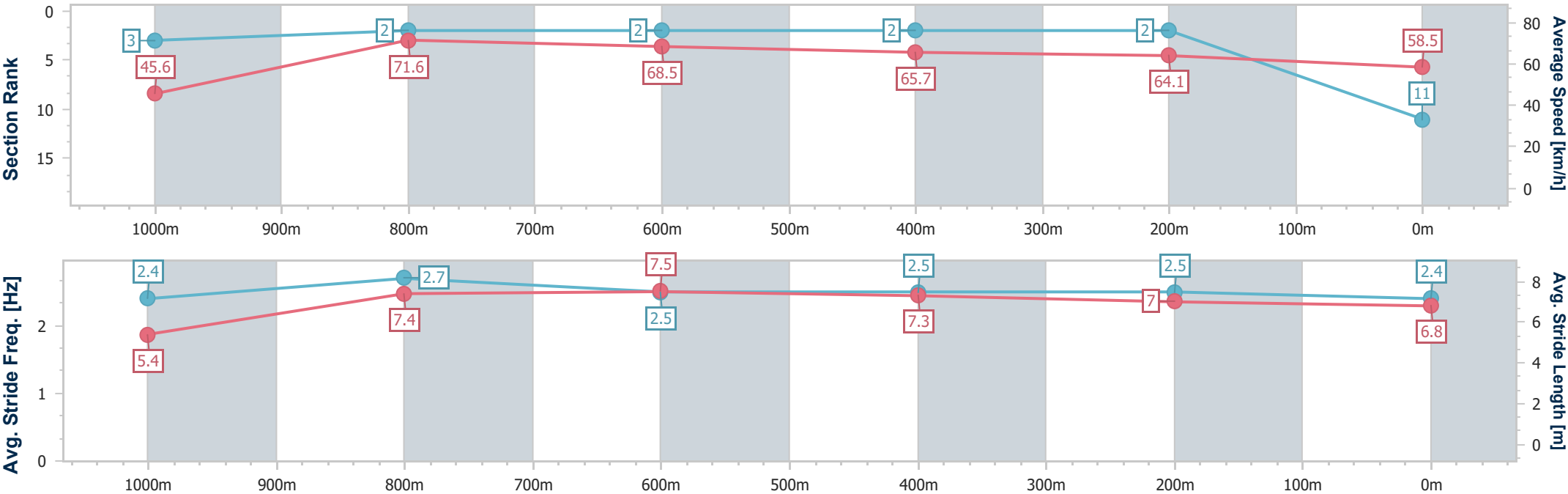
Horse/Jockey Name	Get Ready Lass
Final Rank	11
Fastest Section Time (Section)	0:07.92 (Overall)
Top Speed [km/h] (Section)	73.2 (1000m)
Race State	Finished



Aquis Park Gold CoastProfessional  
Race 9: TAB MAGIC MILLIONS SUNLIGHT 3YO Plate - 1100m  
10 January 2026 - 19:17  
Track Rating: Good 4, Weather: Fine, Rail Position: True



Section	Overall	1000m	800m	600m	400m	200m							
Section Times	1:03.26 [11] (0:07.92)	0:55.34 [3] (0:10.21)	0:45.13 [2] (0:10.54)	0:34.59 [2] (0:10.97)	0:23.62 [2] (0:11.26)	0:12.36 [2] (0:12.36)							
Average Speed [km/h]	45.6	71.6	68.5	65.7	64.1	58.5							
Top Speed [km/h]	67.6	73.2	70.1	66.5	65.7	62.0							
Avg. Dist. to Rail [m]	8.7	4.1	0.9	0.8	3.7	4.0							
Avg. Stride Freq. [Hz]	2.4	2.7	2.5	2.5	2.5	2.4							
Avg. Stride Length [m]	5.4	7.4	7.5	7.3	7.0	6.8							





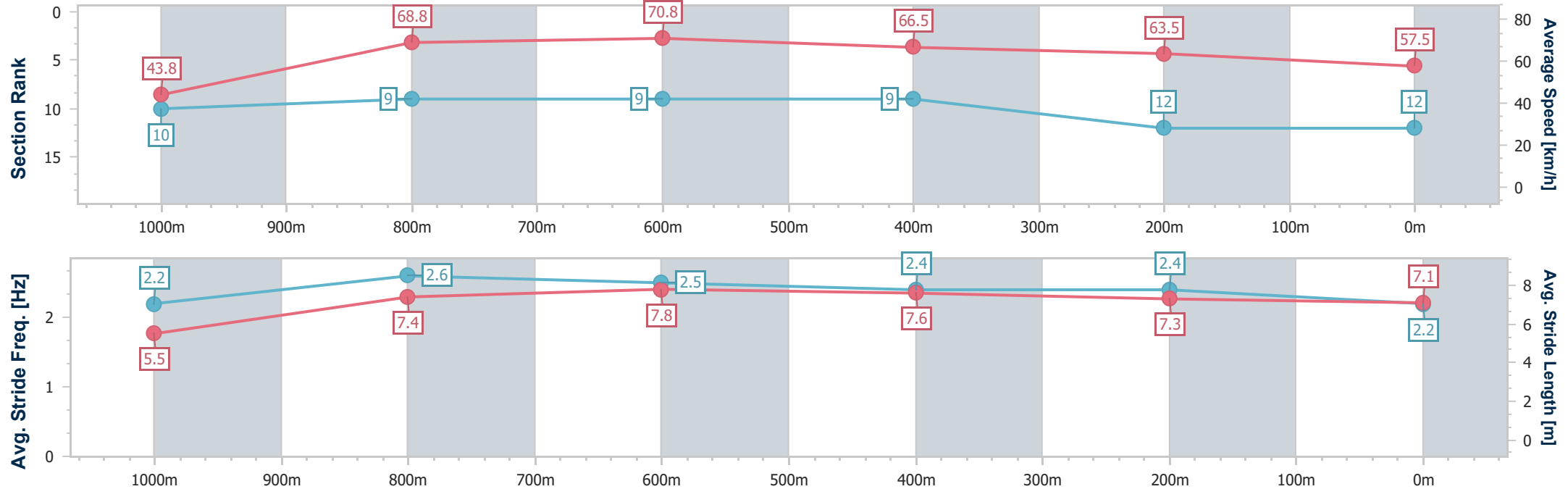
Horse/Jockey Name	Kiss Goodnight
Final Rank	12
Fastest Section Time (Section)	0:08.21 (Overall)
Top Speed [km/h] (Section)	71.4 (800m)
Race State	Finished



Aquis Park Gold CoastProfessional  
Race 9: TAB MAGIC MILLIONS SUNLIGHT 3YO Plate - 1100m  
10 January 2026 - 19:17  
Track Rating: Good 4, Weather: Fine, Rail Position: True



Section	Overall	1000m	800m	600m	400m	200m							
Section Times	1:04.08 [12] (0:08.21)	0:55.87 [10] (0:10.68)	0:45.19 [9] (0:10.31)	0:34.88 [9] (0:10.99)	0:23.89 [9] (0:11.38)	0:12.51 [12] (0:12.51)							
Average Speed [km/h]	43.8	68.8	70.8	66.5	63.5	57.5							
Top Speed [km/h]	64.0	70.4	71.4	68.1	65.0	60.9							
Avg. Dist. to Rail [m]	5.3	4.8	2.9	2.7	5.3	6.8							
Avg. Stride Freq. [Hz]	2.2	2.6	2.5	2.4	2.4	2.2							
Avg. Stride Length [m]	5.5	7.4	7.8	7.6	7.3	7.1							





**Aquis Park Gold Coast Professional**  
**Race 10: RACING QUEENSLAND MAGIC MILLIONS QTIS OPEN - 1300m**  
**10 January 2026 - 19:50**



Track Rating: Good 4, Weather: Fine, Rail Position: True

Section						Overall	1200m	1000m	800m	600m	400m	Last 600m	
Field Times						1:15.05 (0:08.15)	1:06.90 (0:10.86)	0:56.04 (0:10.85)	0:45.19 (0:11.35)	0:33.84 (0:11.17)	0:22.67 (0:11.16)	0:33.84	
Rank	TAB	Horse/Jockey	Barrier	Top Speed [km/h]	Fastest Section							Distance Travelled [m]	
1	1	YELLOW BRICK	7	66.9	0:08.23	1:15.05 [1]	1:06.82 [3]	0:55.80 [3]	0:44.66 [3]	0:33.40 [4]	0:22.35 [4]	0:33.40	
		James McDonald		1200m	Overall	(0:08.23)	(0:11.02)	(0:11.14)	(0:11.26)	(0:11.05)	(0:10.95)		
2	9	BOSSSED UP	4	66.6	0:08.18	1:15.26 [2]	1:07.08 [2]	0:56.10 [2]	0:44.99 [2]	0:33.79 [2]	0:22.77 [2]	0:33.79 -2	
		Ben Thompson		1200m	Overall	(0:08.18)	(0:10.98)	(0:11.11)	(0:11.20)	(0:11.02)	(0:11.05)		
3	8	JOHN RAMBO	1	66.6	0:08.24	1:15.30 [3]	1:07.06 [4]	0:56.00 [4]	0:44.90 [4]	0:33.82 [3]	0:22.61 [3]	0:33.82 -2	
		Angela Jones		1200m	Overall	(0:08.24)	(0:11.06)	(0:11.10)	(0:11.08)	(0:11.21)	(0:11.01)		
4	6	HATCHET	5	67.4	0:08.15	1:15.58 [4]	1:07.43 [1]	0:56.57 [1]	0:45.72 [1]	0:34.37 [1]	0:23.20 [1]	0:34.37 -1	
		Tyler Schiller		1000m	Overall	(0:08.15)	(0:10.86)	(0:10.85)	(0:11.35)	(0:11.17)	(0:11.25)		
5	5	BOOMTOWN BOSS	11	66.4	0:08.35	1:15.62 [5]	1:07.27 [5]	0:56.20 [5]	0:44.93 [5]	0:33.75 [5]	0:22.65 [5]	0:33.75 +8	
		Craig Williams		400m	Overall	(0:08.35)	(0:11.07)	(0:11.27)	(0:11.18)	(0:11.10)	(0:11.11)		
6	4	BOOM TORQUE	9	67.2	0:08.49	1:15.68 [6]	1:07.19 [8]	0:55.74 [11]	0:44.52 [10]	0:33.58 [9]	0:22.52 [7]	0:33.58 +4	
		Damien Thornton		800m	Overall	(0:08.49)	(0:11.45)	(0:11.22)	(0:10.94)	(0:11.06)	(0:10.96)		
7	3	READY TO SCHIPP	2	66.8	0:08.50	1:15.73 [7]	1:07.23 [9]	0:56.12 [7]	0:44.96 [7]	0:33.81 [6]	0:22.65 [6]	0:33.81 -2	
		Kyle Wilson-Taylor		400m	Overall	(0:08.50)	(0:11.11)	(0:11.16)	(0:11.15)	(0:11.16)	(0:11.04)		
8	10	BOHEMIAN LAD	3	66.7	0:08.44	1:15.88 [8]	1:07.44 [7]	0:56.34 [6]	0:45.17 [6]	0:33.90 [7]	0:22.63 [9]	0:33.90 +0	
		Zac Lloyd		1200m	Overall	(0:08.44)	(0:11.10)	(0:11.17)	(0:11.27)	(0:11.27)	(0:11.01)		
9	7	SAFEWORK	6	67.5	0:08.40	1:16.03 [9]	1:07.63 [6]	0:56.28 [8]	0:44.98 [9]	0:33.76 [10]	0:22.54 [12]	0:33.76 -3	
		Jake Bayliss		400m	Overall	(0:08.40)	(0:11.35)	(0:11.30)	(0:11.22)	(0:11.22)	(0:11.12)		
10	11	HOOT 'N' HOLLER	8	67.0	0:08.56	1:16.08 [10]	1:07.52 [10]	0:56.25 [9]	0:45.18 [8]	0:33.98 [8]	0:22.86 [8]	0:33.98 -3	
		Ron Stewart		400m	Overall	(0:08.56)	(0:11.27)	(0:11.07)	(0:11.20)	(0:11.12)	(0:11.01)		



**Aquis Park Gold Coast Professional**  
**Race 10: RACING QUEENSLAND MAGIC MILLIONS QTIS OPEN - 1300m**  
**10 January 2026 - 19:50**



Track Rating: Good 4, Weather: Fine, Rail Position: True

Section						Overall	1200m	1000m	800m	600m	400m	Last 600m	
Field Times						1:15.05 (0:08.15)	1:06.90 (0:10.86)	0:56.04 (0:10.85)	0:45.19 (0:11.35)	0:33.84 (0:11.17)	0:22.67 (0:11.16)	0:33.84	
Rank	TAB	Horse/Jockey	Barrier	Top Speed [km/h]	Fastest Section								Distance Travelled [m]
11	12	GLASS OF ROSE	12	67.9	0:08.57	1:16.20 [11]	1:07.63 [11]	0:56.02 [12]	0:44.74 [12]	0:33.84 [11]	0:22.84 [10]	0:33.84	+6
		Robbie Dolan		600m	Overall	(0:08.57)	(0:11.61)	(0:11.28)	(0:10.90)	(0:11.00)	(0:11.12)		
12	2	CORFE CASTLE	10	67.0	0:08.73	1:16.88 [12]	1:08.15 [12]	0:56.96 [10]	0:45.64 [11]	0:34.51 [12]	0:23.40 [11]	0:34.51	-1
		Daniel Moor		400m	Overall	(0:08.73)	(0:11.19)	(0:11.32)	(0:11.13)	(0:11.11)	(0:11.00)		



**Aquis Park Gold Coast Professional**  
**Race 10: RACING QUEENSLAND MAGIC MILLIONS QTIS OPEN - 1300m**  
**10 January 2026 - 19:50**



Track Rating: Good 4, Weather: Fine, Rail Position: True

Section							200m		Last 600m	
Field Times							0:11.51		0:33.84	
							(0:11.51)			
Rank	TAB	Horse/Jockey	Barrier	Top Speed [km/h]	Fastest Section	Margin				
									Distance Travelled [m]	
1	1	<b>YELLOW BRICK</b>	7	66.9	0:08.23		0:11.40 [3]	1:15.05	0:33.40	
		James McDonald		1200m	Overall		(0:11.40)			
2	9	<b>BOSSED UP</b>	4	66.6	0:08.18	1.23L	0:11.72 [1]		0:33.79	-2
		Ben Thompson		1200m	Overall		(0:11.72)			
3	8	<b>JOHN RAMBO</b>	1	66.6	0:08.24	1.45L	0:11.60 [4]		0:33.82	-2
		Angela Jones		1200m	Overall		(0:11.60)			
4	6	<b>HATCHET</b>	5	67.4	0:08.15	3.11L	0:11.95 [2]		0:34.37	-1
		Tyler Schiller		1000m	Overall		(0:11.95)			
5	5	<b>BOOMTOWN BOSS</b>	11	66.4	0:08.35	3.32L	0:11.54 [5]		0:33.75	+8
		Craig Williams		400m	Overall		(0:11.54)			
6	4	<b>BOOM TORQUE</b>	9	67.2	0:08.49	3.67L	0:11.56 [7]		0:33.58	+4
		Damien Thornton		800m	Overall		(0:11.56)			
7	3	<b>READY TO SCHIPP</b>	2	66.8	0:08.50	4L	0:11.61 [6]		0:33.81	-2
		Kyle Wilson-Taylor		400m	Overall		(0:11.61)			
8	10	<b>BOHEMIAN LAD</b>	3	66.7	0:08.44	4.85L	0:11.62 [9]		0:33.90	+0
		Zac Lloyd		1200m	Overall		(0:11.62)			
9	7	<b>SAFEWORK</b>	6	67.5	0:08.40	5.77L	0:11.42 [12]		0:33.76	-3
		Jake Bayliss		400m	Overall		(0:11.42)			
10	11	<b>HOOT 'N' HOLLER</b>	8	67.0	0:08.56	6.07L	0:11.85 [8]		0:33.98	-3
		Ron Stewart		400m	Overall		(0:11.85)			



**Aquis Park Gold Coast Professional**  
**Race 10: RACING QUEENSLAND MAGIC MILLIONS QTIS OPEN - 1300m**  
**10 January 2026 - 19:50**



Track Rating: Good 4, Weather: Fine, Rail Position: True

Section						200m	Last 600m		
Field Times						0:11.51 (0:11.51)	0:33.84		
Rank	TAB	Horse/Jockey	Barrier	Top Speed [km/h]	Fastest Section	Margin		Distance Travelled [m]	
11	12	GLASS OF ROSE	12	67.9	0:08.57	0:11.72 [11]	6.74L	0:33.84	+6
		Robbie Dolan		600m	Overall	(0:11.72)			
12	2	CORFE CASTLE	10	67.0	0:08.73	0:12.40 [10]	10.74L	0:34.51	-1
		Daniel Moor		400m	Overall	(0:12.40)			



Horse/Jockey Name	Yellow Brick
Final Rank	1
Fastest Section Time (Section)	0:08.23 (Overall)
Top Speed [km/h] (Section)	66.9 (1200m)
Race State	Finished

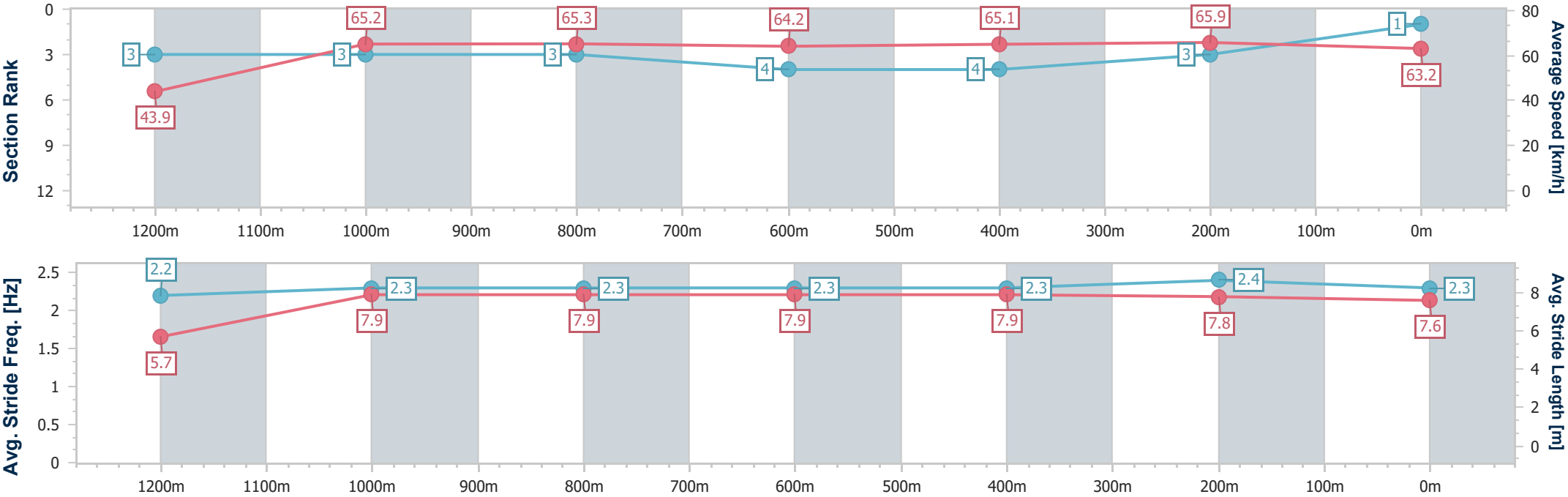


Aquis Park Gold CoastProfessional  
Race 10: RACING QUEENSLAND MAGIC MILLIONS QTIS OPEN  
- 1300m

10 January 2026 - 19:50

Track Rating: Good 4, Weather: Fine, Rail Position: True

Section	Overall	1200m	1000m	800m	600m	400m	200m						
Section Times	1:15.05 [1] (0:08.23)	1:06.82 [3] (0:11.02)	0:55.80 [3] (0:11.14)	0:44.66 [3] (0:11.26)	0:33.40 [4] (0:11.05)	0:22.35 [4] (0:10.95)	0:11.40 [3] (0:11.40)						
Average Speed [km/h]	43.9	65.2	65.3	64.2	65.1	65.9	63.2						
Top Speed [km/h]	63.1	66.9	66.2	65.1	65.9	66.5	65.2						
Avg. Dist. to Rail [m]	8.0	3.9	1.9	1.1	0.5	2.9	5.0						
Avg. Stride Freq. [Hz]	2.2	2.3	2.3	2.3	2.3	2.4	2.3						
Avg. Stride Length [m]	5.7	7.9	7.9	7.9	7.9	7.8	7.6						





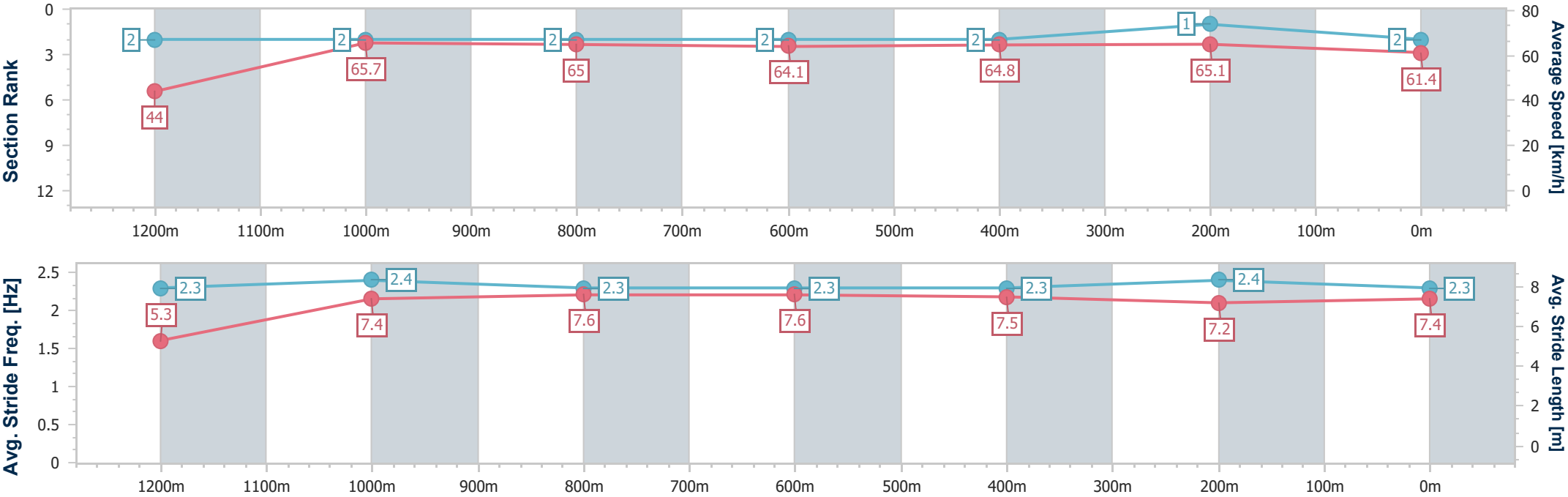
Horse/Jockey Name	Bossed Up
Final Rank	2
Fastest Section Time (Section)	0:08.18 (Overall)
Top Speed [km/h] (Section)	66.6 (1200m)
Race State	Finished



Aquis Park Gold CoastProfessional  
Race 10: RACING QUEENSLAND MAGIC MILLIONS QTIS OPEN  
- 1300m  
10 January 2026 - 19:50  
Track Rating: Good 4, Weather: Fine, Rail Position: True



Section	Overall	1200m	1000m	800m	600m	400m	200m						
Section Times	1:15.26 [2] (0:08.18)	1:07.08 [2] (0:10.98)	0:56.10 [2] (0:11.11)	0:44.99 [2] (0:11.20)	0:33.79 [2] (0:11.02)	0:22.77 [2] (0:11.05)	0:11.72 [1] (0:11.72)						
Average Speed [km/h]	44.0	65.7	65.0	64.1	64.8	65.1	61.4						
Top Speed [km/h]	63.2	66.6	65.9	65.0	65.8	65.7	64.3						
Avg. Dist. to Rail [m]	4.1	2.2	0.8	0.6	1.7	1.1	3.9						
Avg. Stride Freq. [Hz]	2.3	2.4	2.3	2.3	2.3	2.4	2.3						
Avg. Stride Length [m]	5.3	7.4	7.6	7.6	7.5	7.2	7.4						



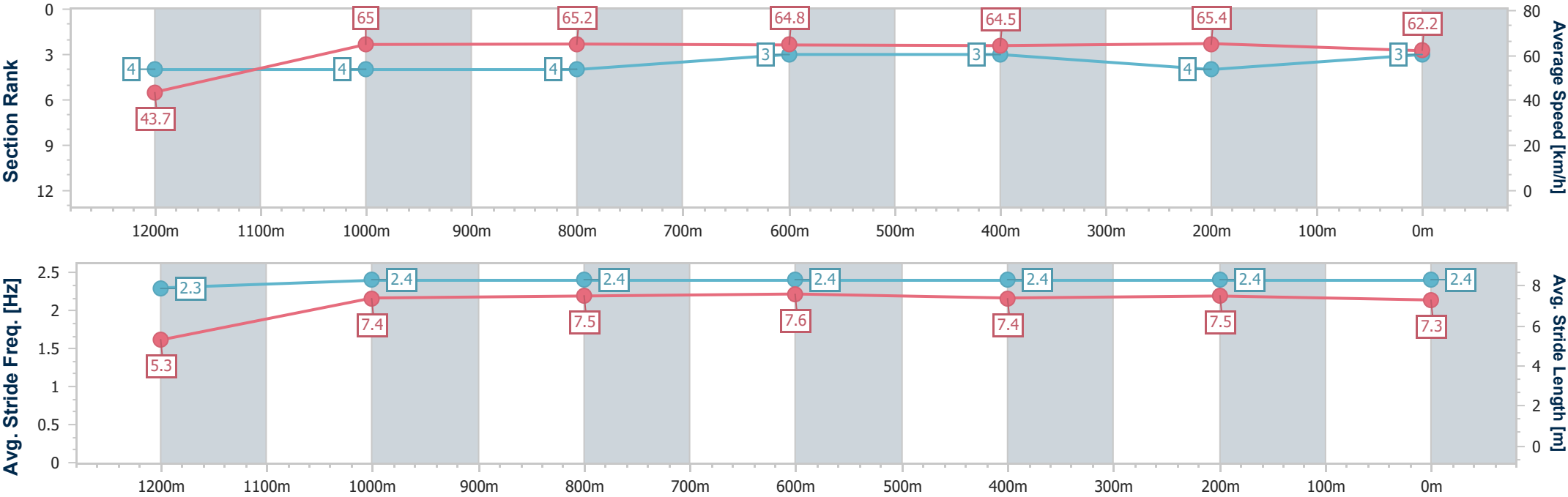


Horse/Jockey Name	John Rambo
Final Rank	3
Fastest Section Time (Section)	0:08.24 (Overall)
Top Speed [km/h] (Section)	66.6 (1200m)
Race State	Finished



Aquis Park Gold CoastProfessional  
Race 10: RACING QUEENSLAND MAGIC MILLIONS QTIS OPEN AQUIS PARK  
- 1300m  
10 January 2026 - 19:50  
Track Rating: Good 4, Weather: Fine, Rail Position: True

Section	Overall	1200m	1000m	800m	600m	400m	200m						
Section Times	1:15.30 [3] (0:08.24)	1:07.06 [4] (0:11.06)	0:56.00 [4] (0:11.10)	0:44.90 [4] (0:11.08)	0:33.82 [3] (0:11.21)	0:22.61 [3] (0:11.01)	0:11.60 [4] (0:11.60)						
Average Speed [km/h]	43.7	65.0	65.2	64.8	64.5	65.4	62.2						
Top Speed [km/h]	61.7	66.6	66.6	66.1	65.6	66.5	64.0						
Avg. Dist. to Rail [m]	0.8	0.5	0.6	0.6	0.8	2.0	4.1						
Avg. Stride Freq. [Hz]	2.3	2.4	2.4	2.4	2.4	2.4	2.4						
Avg. Stride Length [m]	5.3	7.4	7.5	7.6	7.4	7.5	7.3						





Horse/Jockey Name	Hatchet
Final Rank	4
Fastest Section Time (Section)	0:08.15 (Overall)
Top Speed [km/h] (Section)	67.4 (1000m)
Race State	Finished

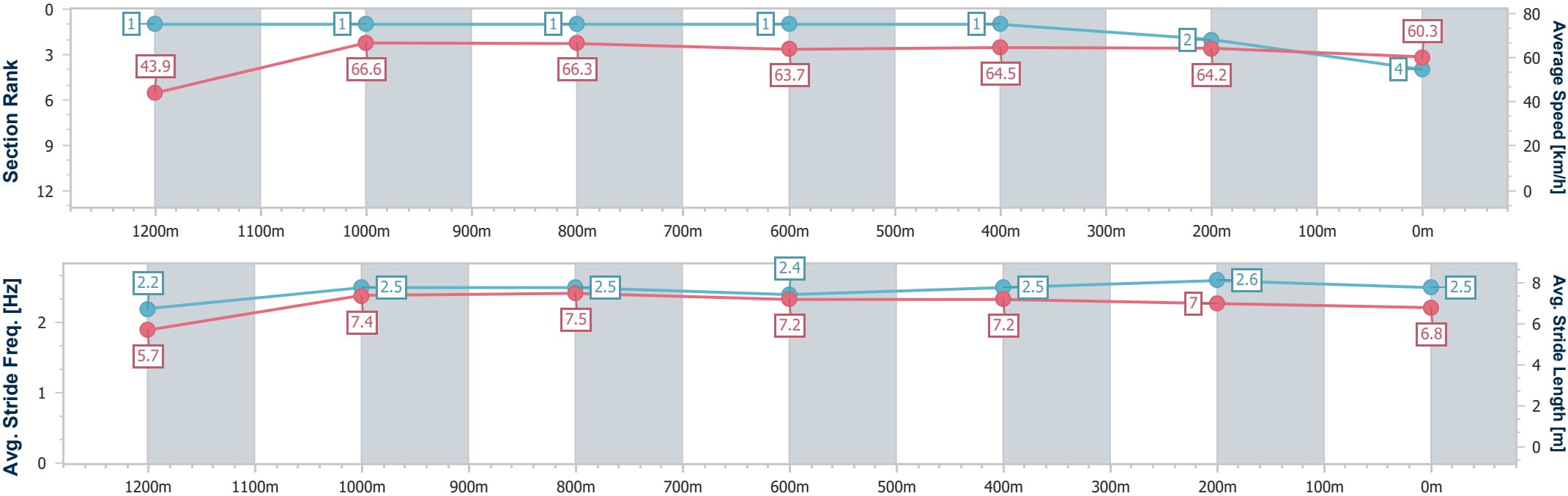


Aquis Park Gold CoastProfessional  
Race 10: RACING QUEENSLAND MAGIC MILLIONS QTIS OPEN AQUIS PARK  
- 1300m  
HOME OF THE GOLD COAST  
TRIP CLUB & SPORT CENTRE

10 January 2026 - 19:50

Track Rating: Good 4, Weather: Fine, Rail Position: True

Section	Overall	1200m	1000m	800m	600m	400m	200m						
Section Times	1:15.58 [4] (0:08.15)	1:07.43 [1] (0:10.86)	0:56.57 [1] (0:10.85)	0:45.72 [1] (0:11.35)	0:34.37 [1] (0:11.17)	0:23.20 [1] (0:11.25)	0:11.95 [2] (0:11.95)						
Average Speed [km/h]	43.9	66.6	66.3	63.7	64.5	64.2	60.3						
Top Speed [km/h]	63.3	67.1	67.4	64.5	66.2	65.4	63.0						
Avg. Dist. to Rail [m]	6.0	3.7	0.7	1.3	0.7	1.7	1.6						
Avg. Stride Freq. [Hz]	2.2	2.5	2.5	2.4	2.5	2.6	2.5						
Avg. Stride Length [m]	5.7	7.4	7.5	7.2	7.2	7.0	6.8						



[ ] Ranking at each section and finish  
- - - - - No data available at this section  
NA No data available

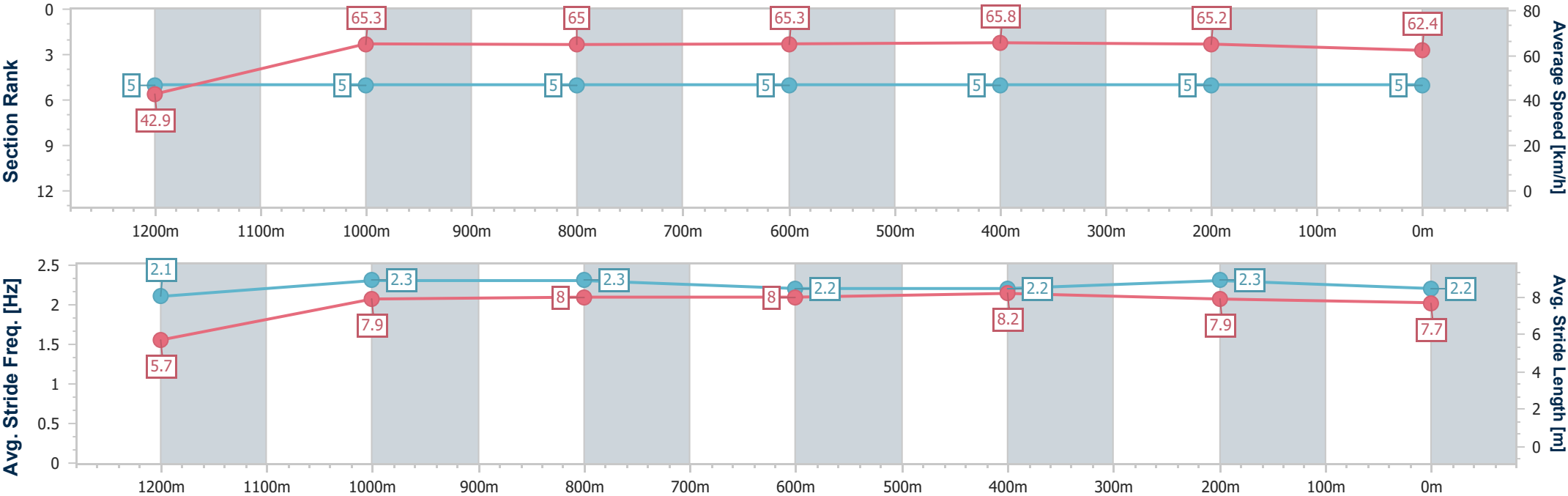


Horse/Jockey Name	Boomtown Boss
Final Rank	5
Fastest Section Time (Section)	0:08.35 (Overall)
Top Speed [km/h] (Section)	66.4 (400m)
Race State	Finished



Aquis Park Gold CoastProfessional  
Race 10: RACING QUEENSLAND MAGIC MILLIONS QTIS OPEN AQUIS PARK  
- 1300m  
10 January 2026 - 19:50  
Track Rating: Good 4, Weather: Fine, Rail Position: True

Section	Overall	1200m	1000m	800m	600m	400m	200m						
Section Times	1:15.62 [5] (0:08.35)	1:07.27 [5] (0:11.07)	0:56.20 [5] (0:11.27)	0:44.93 [5] (0:11.18)	0:33.75 [5] (0:11.10)	0:22.65 [5] (0:11.11)	0:11.54 [5] (0:11.54)						
Average Speed [km/h]	42.9	65.3	65.0	65.3	65.8	65.2	62.4						
Top Speed [km/h]	63.3	66.0	66.1	66.2	66.2	66.4	64.1						
Avg. Dist. to Rail [m]	11.3	5.8	3.8	3.3	2.4	6.5	7.6						
Avg. Stride Freq. [Hz]	2.1	2.3	2.3	2.2	2.2	2.3	2.2						
Avg. Stride Length [m]	5.7	7.9	8.0	8.0	8.2	7.9	7.7						



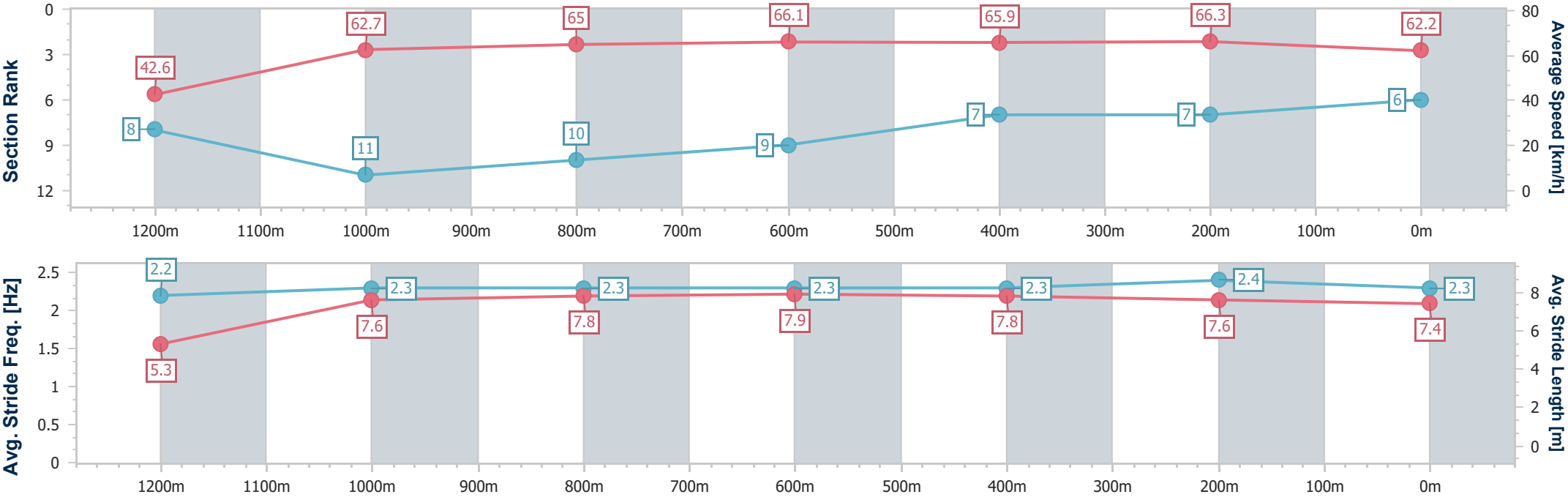


Horse/Jockey Name	Boom Torque
Final Rank	6
Fastest Section Time (Section)	0:08.49 (Overall)
Top Speed [km/h] (Section)	67.2 (800m)
Race State	Finished



Aquis Park Gold CoastProfessional  
Race 10: RACING QUEENSLAND MAGIC MILLIONS QTIS OPEN AQUIS PARK  
- 1300m  
10 January 2026 - 19:50  
Track Rating: Good 4, Weather: Fine, Rail Position: True

Section	Overall	1200m	1000m	800m	600m	400m	200m						
Section Times	1:15.68 [6] (0:08.49)	1:07.19 [8] (0:11.45)	0:55.74 [11] (0:11.22)	0:44.52 [10] (0:10.94)	0:33.58 [9] (0:11.06)	0:22.52 [7] (0:10.96)	0:11.56 [7] (0:11.56)						
Average Speed [km/h]	42.6	62.7	65.0	66.1	65.9	66.3	62.2						
Top Speed [km/h]	60.8	65.2	66.2	67.2	67.0	67.2	64.0						
Avg. Dist. to Rail [m]	9.2	3.0	1.7	2.0	1.9	5.5	7.1						
Avg. Stride Freq. [Hz]	2.2	2.3	2.3	2.3	2.3	2.4	2.3						
Avg. Stride Length [m]	5.3	7.6	7.8	7.9	7.8	7.6	7.4						



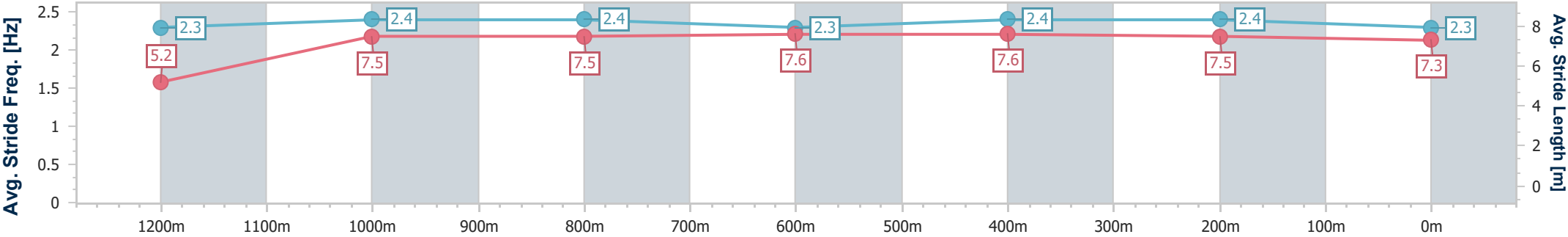
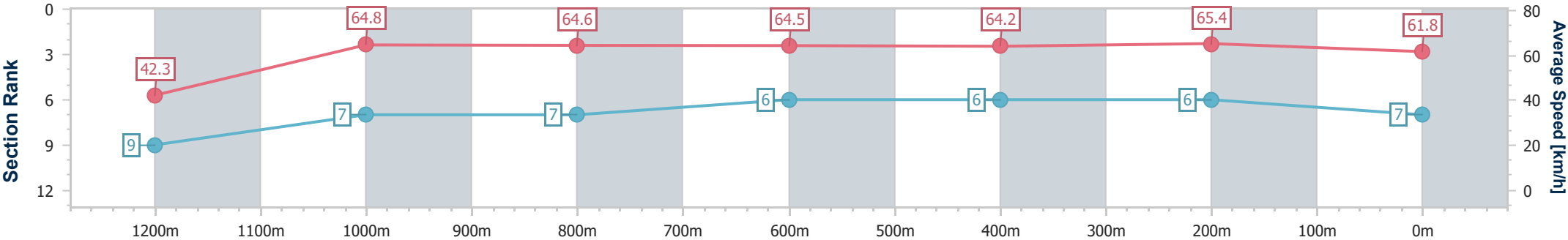


Horse/Jockey Name	Ready To Schipp
Final Rank	7
Fastest Section Time (Section)	0:08.50 (Overall)
Top Speed [km/h] (Section)	66.8 (400m)
Race State	Finished



Aquis Park Gold CoastProfessional  
Race 10: RACING QUEENSLAND MAGIC MILLIONS QTIS OPEN AQUIS PARK  
- 1300m  
10 January 2026 - 19:50  
Track Rating: Good 4, Weather: Fine, Rail Position: True

Section	Overall	1200m	1000m	800m	600m	400m	200m						
Section Times	1:15.73 [7] (0:08.50)	1:07.23 [9] (0:11.11)	0:56.12 [7] (0:11.16)	0:44.96 [7] (0:11.15)	0:33.81 [6] (0:11.16)	0:22.65 [6] (0:11.04)	0:11.61 [6] (0:11.61)						
Average Speed [km/h]	42.3	64.8	64.6	64.5	64.2	65.4	61.8						
Top Speed [km/h]	62.8	66.3	66.2	65.5	65.3	66.8	65.4						
Avg. Dist. to Rail [m]	1.6	0.6	0.5	0.7	1.0	2.6	3.9						
Avg. Stride Freq. [Hz]	2.3	2.4	2.4	2.3	2.4	2.4	2.3						
Avg. Stride Length [m]	5.2	7.5	7.5	7.6	7.6	7.5	7.3						



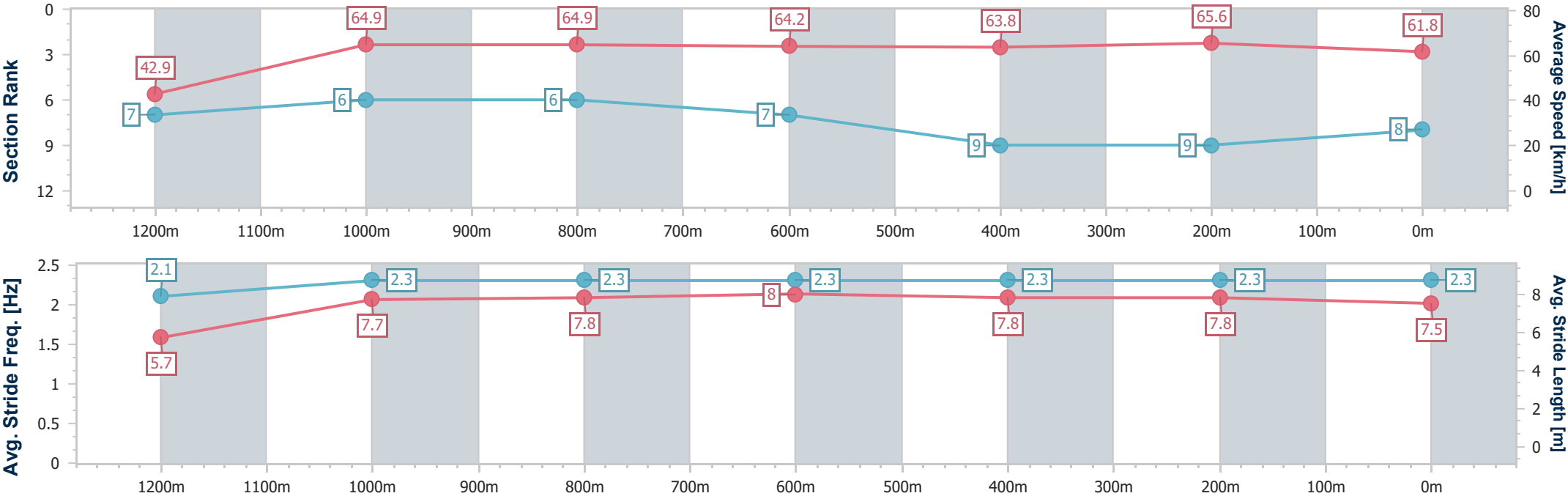


Horse/Jockey Name	Bohemian Lad
Final Rank	8
Fastest Section Time (Section)	0:08.44 (Overall)
Top Speed [km/h] (Section)	66.7 (1200m)
Race State	Finished



Aquis Park Gold CoastProfessional  
Race 10: RACING QUEENSLAND MAGIC MILLIONS QTIS OPEN AQUIS PARK  
- 1300m  
10 January 2026 - 19:50  
Track Rating: Good 4, Weather: Fine, Rail Position: True

Section	Overall	1200m	1000m	800m	600m	400m	200m						
Section Times	1:15.88 [8] (0:08.44)	1:07.44 [7] (0:11.10)	0:56.34 [6] (0:11.17)	0:45.17 [6] (0:11.27)	0:33.90 [7] (0:11.27)	0:22.63 [9] (0:11.01)	0:11.62 [9] (0:11.62)						
Average Speed [km/h]	42.9	64.9	64.9	64.2	63.8	65.6	61.8						
Top Speed [km/h]	61.5	66.7	66.5	65.6	65.2	66.4	64.7						
Avg. Dist. to Rail [m]	3.3	1.9	1.4	1.1	0.4	2.7	2.4						
Avg. Stride Freq. [Hz]	2.1	2.3	2.3	2.3	2.3	2.3	2.3						
Avg. Stride Length [m]	5.7	7.7	7.8	8.0	7.8	7.8	7.5						



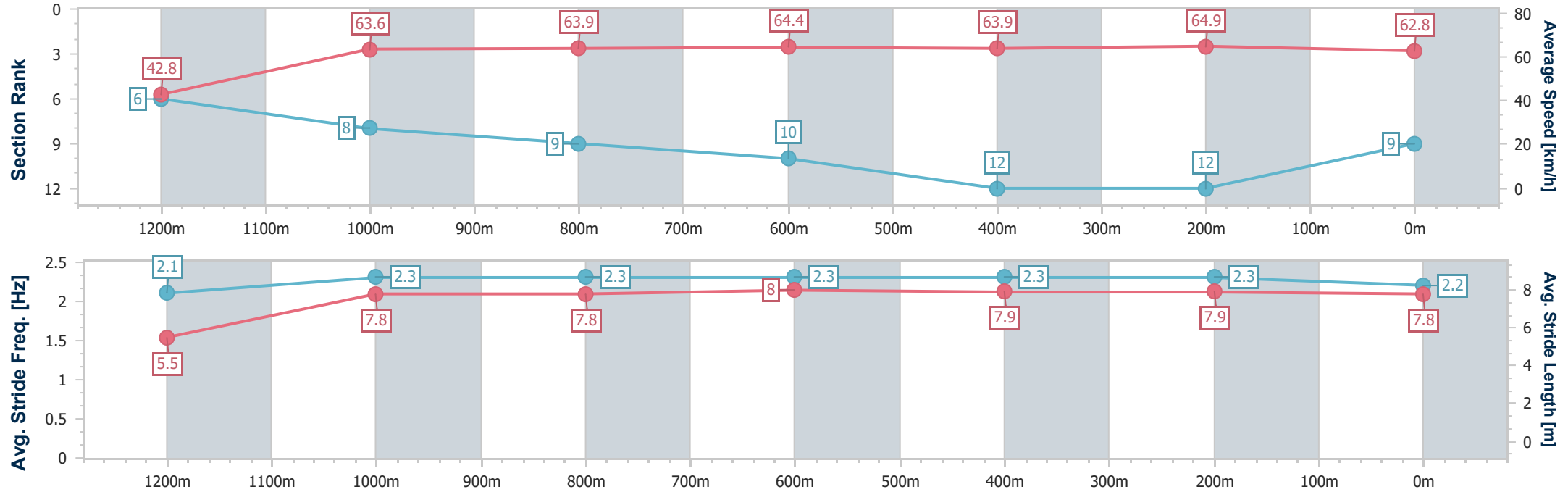


Horse/Jockey Name	Safework
Final Rank	9
Fastest Section Time (Section)	0:08.40 (Overall)
Top Speed [km/h] (Section)	67.5 (400m)
Race State	Finished



Aquis Park Gold CoastProfessional  
Race 10: RACING QUEENSLAND MAGIC MILLIONS QTIS OPEN AQUIS PARK  
- 1300m  
10 January 2026 - 19:50  
Track Rating: Good 4, Weather: Fine, Rail Position: True

Section	Overall	1200m	1000m	800m	600m	400m	200m						
Section Times	1:16.03 [9] (0:08.40)	1:07.63 [6] (0:11.35)	0:56.28 [8] (0:11.30)	0:44.98 [9] (0:11.22)	0:33.76 [10] (0:11.22)	0:22.54 [12] (0:11.12)	0:11.42 [12] (0:11.42)						
Average Speed [km/h]	42.8	63.6	63.9	64.4	63.9	64.9	62.8						
Top Speed [km/h]	61.3	64.5	65.3	65.7	64.6	67.5	65.2						
Avg. Dist. to Rail [m]	5.7	2.2	1.2	0.5	0.8	3.3	4.3						
Avg. Stride Freq. [Hz]	2.1	2.3	2.3	2.3	2.3	2.3	2.2						
Avg. Stride Length [m]	5.5	7.8	7.8	8.0	7.9	7.9	7.8						



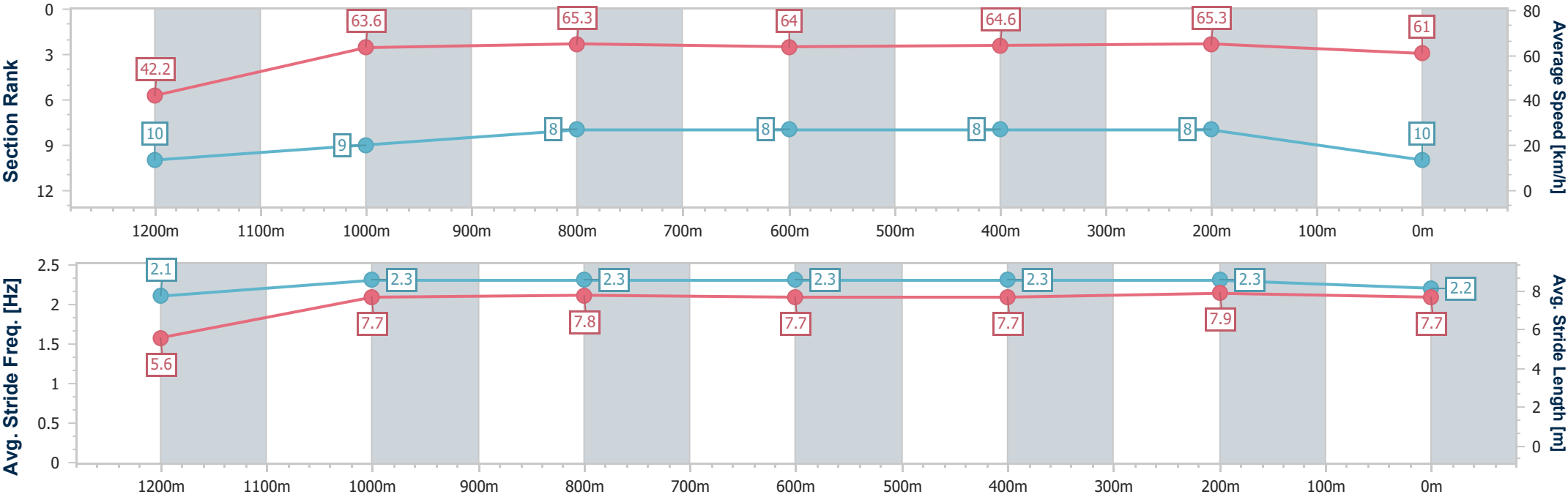


Horse/Jockey Name	Hoot 'N' Holler
Final Rank	10
Fastest Section Time (Section)	0:08.56 (Overall)
Top Speed [km/h] (Section)	67.0 (400m)
Race State	Finished



Aquis Park Gold CoastProfessional  
Race 10: RACING QUEENSLAND MAGIC MILLIONS QTIS OPEN AQUIS PARK  
- 1300m  
10 January 2026 - 19:50  
Track Rating: Good 4, Weather: Fine, Rail Position: True

Section	Overall	1200m	1000m	800m	600m	400m	200m						
Section Times	1:16.08 [10] (0:08.56)	1:07.52 [10] (0:11.27)	0:56.25 [9] (0:11.07)	0:45.18 [8] (0:11.20)	0:33.98 [8] (0:11.12)	0:22.86 [8] (0:11.01)	0:11.85 [8] (0:11.85)						
Average Speed [km/h]	42.2	63.6	65.3	64.0	64.6	65.3	61.0						
Top Speed [km/h]	61.0	66.9	66.6	65.9	65.6	67.0	65.0						
Avg. Dist. to Rail [m]	7.8	1.8	0.3	0.8	0.8	2.0	2.2						
Avg. Stride Freq. [Hz]	2.1	2.3	2.3	2.3	2.3	2.3	2.2						
Avg. Stride Length [m]	5.6	7.7	7.8	7.7	7.7	7.9	7.7						





Horse/Jockey Name	Glass Of Rose
Final Rank	11
Fastest Section Time (Section)	0:08.57 (Overall)
Top Speed [km/h] (Section)	67.9 (600m)
Race State	Finished



Aquis Park Gold CoastProfessional

Race 10: RACING QUEENSLAND MAGIC MILLIONS QTIS OPEN

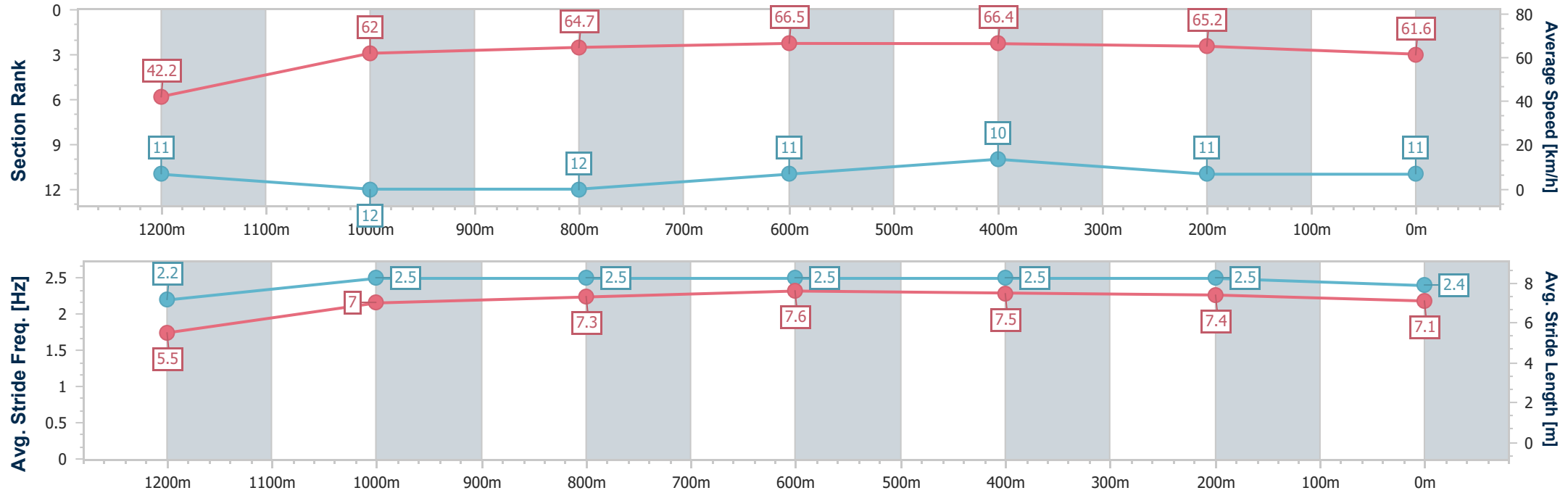
- 1300m

HOME OF THE GOLD COAST  
TRIP CLUB & SPORT CENTRE

10 January 2026 - 19:50

Track Rating: Good 4, Weather: Fine, Rail Position: True

Section	Overall	1200m	1000m	800m	600m	400m	200m						
Section Times	1:16.20 [11] (0:08.57)	1:07.63 [11] (0:11.61)	0:56.02 [12] (0:11.28)	0:44.74 [12] (0:10.90)	0:33.84 [11] (0:11.00)	0:22.84 [10] (0:11.12)	0:11.72 [11] (0:11.72)						
Average Speed [km/h]	42.2	62.0	64.7	66.5	66.4	65.2	61.6						
Top Speed [km/h]	60.1	64.3	66.7	67.4	67.9	66.4	64.8						
Avg. Dist. to Rail [m]	12.2	3.9	2.3	2.4	2.5	7.2	7.6						
Avg. Stride Freq. [Hz]	2.2	2.5	2.5	2.5	2.5	2.5	2.4						
Avg. Stride Length [m]	5.5	7.0	7.3	7.6	7.5	7.4	7.1						



- [ ] Ranking at each section and finish
- .-.- No data available at this section
- NA No data available



Horse/Jockey Name	Corfe Castle
Final Rank	12
Fastest Section Time (Section)	0:08.73 (Overall)
Top Speed [km/h] (Section)	67.0 (400m)
Race State	Finished



Aquis Park Gold CoastProfessional  
Race 10: RACING QUEENSLAND MAGIC MILLIONS QTIS OPEN AQUIS PARK  
- 1300m  
10 January 2026 - 19:50  
Track Rating: Good 4, Weather: Fine, Rail Position: True

Section	Overall	1200m	1000m	800m	600m	400m	200m						
Section Times	1:16.88 [12] (0:08.73)	1:08.15 [12] (0:11.19)	0:56.96 [10] (0:11.32)	0:45.64 [11] (0:11.13)	0:34.51 [12] (0:11.11)	0:23.40 [11] (0:11.00)	0:12.40 [10] (0:12.40)						
Average Speed [km/h]	41.5	64.2	64.1	64.8	64.6	65.6	58.0						
Top Speed [km/h]	60.4	66.5	65.4	66.1	65.6	67.0	63.7						
Avg. Dist. to Rail [m]	9.7	1.4	0.8	0.8	0.4	1.4	1.6						
Avg. Stride Freq. [Hz]	2.1	2.3	2.3	2.3	2.3	2.4	2.2						
Avg. Stride Length [m]	5.5	7.7	7.8	7.9	7.9	7.7	7.3						

