



# IpswichProfessional

## Race 1: TAB Maiden Plate - 800m

10 January 2026 - 12:37



Track Rating: Good 4, Weather: Overcast, Rail Position: True Entire Circuit

Section		Overall				600m				400m				200m				Last 600m			
Field Times		0:45.36				0:31.66				0:21.33				0:10.78				0:31.66			
		(0:13.70)				(0:10.33)				(0:10.55)				(0:10.78)							
Rank	TAB	Horse/Jockey	Barrier	Top Speed [km/h]	Fastest Section	Margin				Distance Travelled [m]											
1	9	BETTER SWEET	9	70.2	0:10.33	0:45.36 [1]	0:31.66 [1]	0:21.33 [1]	0:10.78 [1]	0:45.36					0:31.66						
		Olivia Webb		600m	600m	(0:13.70)	(0:10.33)	(0:10.55)	(0:10.78)												
2	12	KVAS	10	69.0	0:10.60	0:46.11 [2]	0:32.17 [5]	0:21.51 [6]	0:10.91 [6]	4.44L					0:32.17					+0	
		Fred Larson		600m	400m	(0:13.94)	(0:10.66)	(0:10.60)	(0:10.91)												
3	8	IBEGOOD	8	70.0	0:10.37	0:46.29 [3]	0:32.56 [2]	0:22.19 [2]	0:11.31 [2]	5.5L					0:32.56					+0	
		Anthony Allen		600m	600m	(0:13.73)	(0:10.37)	(0:10.88)	(0:11.31)												
4	3	CLAW MACHINE	6	69.6	0:10.60	0:46.53 [4]	0:32.51 [6]	0:21.91 [7]	0:11.05 [7]	6.91L					0:32.51					-3	
		Bella Youngberry		600m	600m	(0:14.02)	(0:10.60)	(0:10.86)	(0:11.05)												
5	6	BLOODS A RUSHIN'	1	68.7	0:10.55	0:46.55 [5]	0:32.76 [4]	0:22.21 [4]	0:11.42 [4]	7.05L					0:32.76					-4	
		Dale Smith		600m	600m	(0:13.79)	(0:10.55)	(0:10.79)	(0:11.42)												
6	11	I'LLTELLYOU'I'MIN	2	70.6	0:10.37	0:46.64 [6]	0:32.87 [3]	0:22.50 [3]	0:11.56 [3]	7.54L					0:32.87					-4	
		Wayne O'Connell		600m	600m	(0:13.77)	(0:10.37)	(0:10.94)	(0:11.56)												
7	5	BELLAH'S HOPE	4	70.1	0:10.34	0:46.69 [7]	0:32.66 [7]	0:22.32 [5]	0:11.51 [5]	7.82L					0:32.66					-3	
		Georgina Cartwright		600m	600m	(0:14.03)	(0:10.34)	(0:10.81)	(0:11.51)												
8	7	BRAVE EMMA	7	69.7	0:10.57	0:46.69 [8]	0:32.63 [8]	0:22.06 [8]	0:11.11 [9]	7.87L					0:32.63					+1	
		Montanna Savva		600m	600m	(0:14.06)	(0:10.57)	(0:10.95)	(0:11.11)												
9	13	STAFFO	5	69.4	0:10.63	0:46.87 [9]	0:32.42 [10]	0:21.79 [10]	0:10.92 [10]	8.92L					0:32.42					+2	
		Leah Martyn		600m	600m	(0:14.45)	(0:10.63)	(0:10.87)	(0:10.92)												
10	1	AIR CONTROL	11	69.6	0:10.55	0:47.00 [10]	0:32.85 [9]	0:22.30 [9]	0:11.44 [8]	9.68L					0:32.85					+1	
		Jason Taylor		600m	600m	(0:14.15)	(0:10.55)	(0:10.86)	(0:11.44)												

Scratched: Doom City (#4), Elizahro (#10)



# IpswichProfessional

## Race 1: TAB Maiden Plate - 800m

10 January 2026 - 12:37



Track Rating: Good 4, Weather: Overcast, Rail Position: True Entire Circuit

Section						Overall	600m	400m	200m	Last 600m		
Field Times						0:45.36 (0:13.70)	0:31.66 (0:10.33)	0:21.33 (0:10.55)	0:10.78 (0:10.78)	0:31.66		
Rank	TAB	Horse/Jockey	Barrier	Top Speed [km/h]	Fastest Section					Margin		
11	2	BOLD LOUIE	3	67.9	0:11.00	0:48.62 [11]	0:34.15 [11]	0:23.15 [11]	0:11.98 [11]	19.21L	0:34.15	+0
		Ryan Wiggins		600m	600m	(0:14.47)	(0:11.00)	(0:11.17)	(0:11.98)			

Scratched: Doom City (#4), Elizahro (#10)



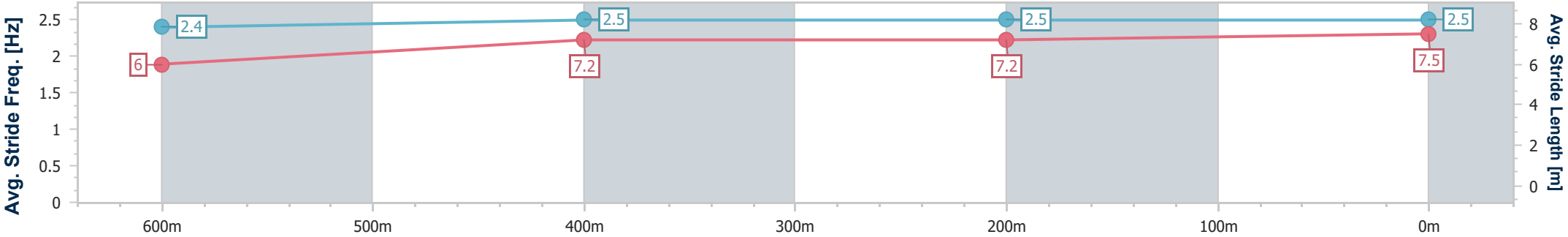
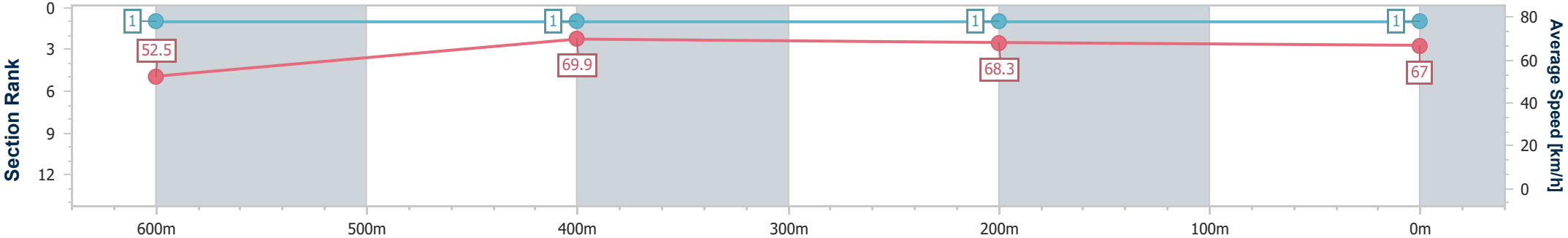
Horse/Jockey Name	Better Sweet
Final Rank	1
Fastest Section Time (Section)	0:10.33 (600m)
Top Speed [km/h] (Section)	70.2 (600m)
Race State	Finished



IpswichProfessional  
Race 1: TAB Maiden Plate - 800m  
10 January 2026 - 12:37  
Track Rating: Good 4, Weather: Overcast, Rail Position: True Entire Circuit



Section	Overall	600m	400m	200m										
Section Times	0:45.36 [1] (0:13.70)	0:31.66 [1] (0:10.33)	0:21.33 [1] (0:10.55)	0:10.78 [1] (0:10.78)										
Average Speed [km/h]	52.5	69.9	68.3	67.0										
Top Speed [km/h]	70.1	70.2	69.3	68.4										
Avg. Dist. to Rail [m]	10.2	1.7	1.4	5.1										
Avg. Stride Freq. [Hz]	2.4	2.5	2.5	2.5										
Avg. Stride Length [m]	6.0	7.2	7.2	7.5										





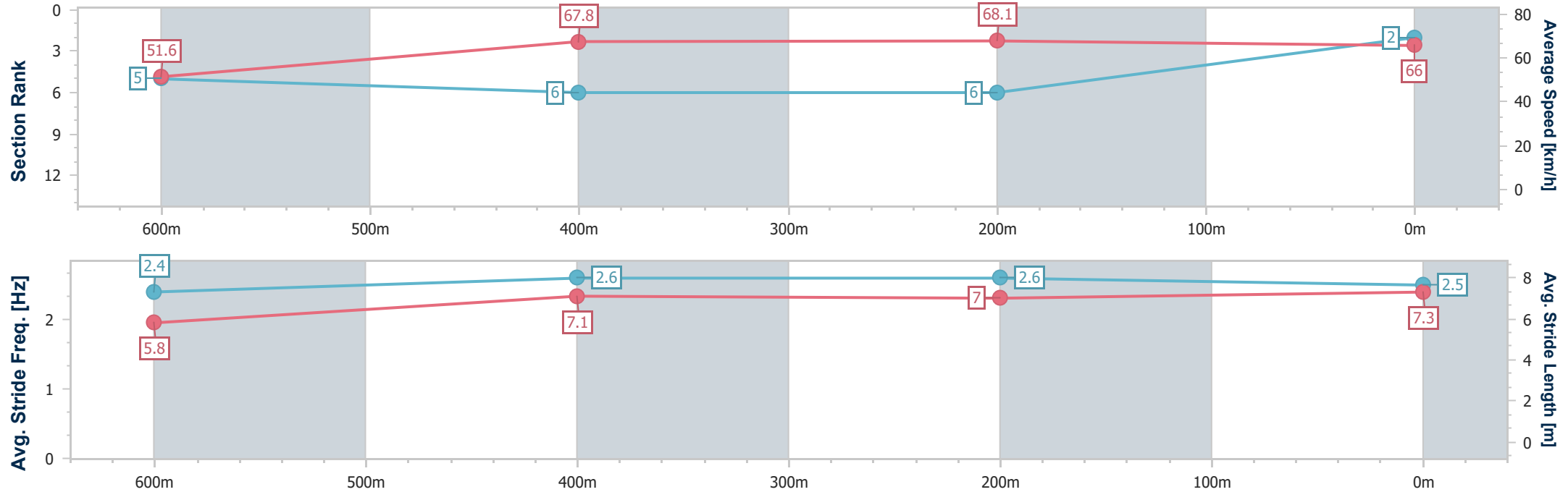
Horse/Jockey Name	Kvas
Final Rank	2
Fastest Section Time (Section)	0:10.60 (400m)
Top Speed [km/h] (Section)	69.0 (600m)
Race State	Finished



IpswichProfessional  
Race 1: TAB Maiden Plate - 800m  
10 January 2026 - 12:37  
Track Rating: Good 4, Weather: Overcast, Rail Position: True Entire Circuit



Section	Overall	600m	400m	200m										
Section Times	0:46.11 [2] (0:13.94)	0:32.17 [5] (0:10.66)	0:21.51 [6] (0:10.60)	0:10.91 [6] (0:10.91)										
Average Speed [km/h]	51.6	67.8	68.1	66.0										
Top Speed [km/h]	68.4	69.0	68.6	68.5										
Avg. Dist. to Rail [m]	10.8	3.1	1.1	4.2										
Avg. Stride Freq. [Hz]	2.4	2.6	2.6	2.5										
Avg. Stride Length [m]	5.8	7.1	7.0	7.3										





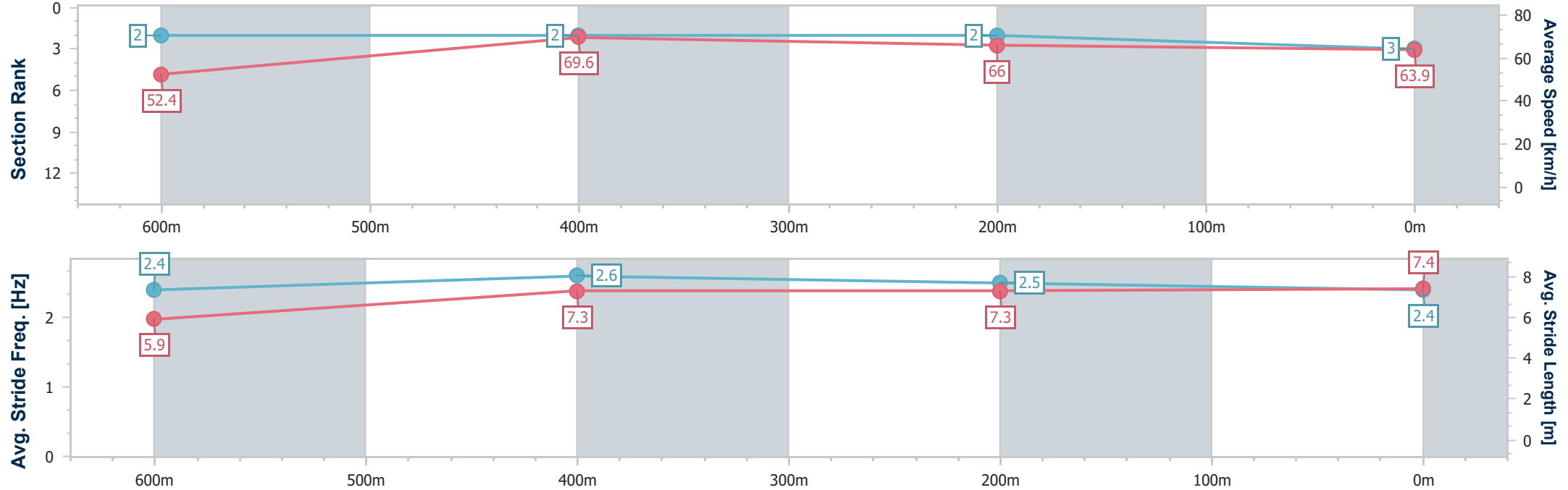
Horse/Jockey Name	Ibegood
Final Rank	3
Fastest Section Time (Section)	0:10.37 (600m)
Top Speed [km/h] (Section)	70.0 (600m)
Race State	Finished



IpswichProfessional  
Race 1: TAB Maiden Plate - 800m  
10 January 2026 - 12:37  
Track Rating: Good 4, Weather: Overcast, Rail Position: True Entire Circuit



Section	Overall	600m	400m	200m										
Section Times	0:46.29 [3] (0:13.73)	0:32.56 [2] (0:10.37)	0:22.19 [2] (0:10.88)	0:11.31 [2] (0:11.31)										
Average Speed [km/h]	52.4	69.6	66.0	63.9										
Top Speed [km/h]	69.7	70.0	68.3	64.9										
Avg. Dist. to Rail [m]	9.0	1.7	1.1	2.9										
Avg. Stride Freq. [Hz]	2.4	2.6	2.5	2.4										
Avg. Stride Length [m]	5.9	7.3	7.3	7.4										





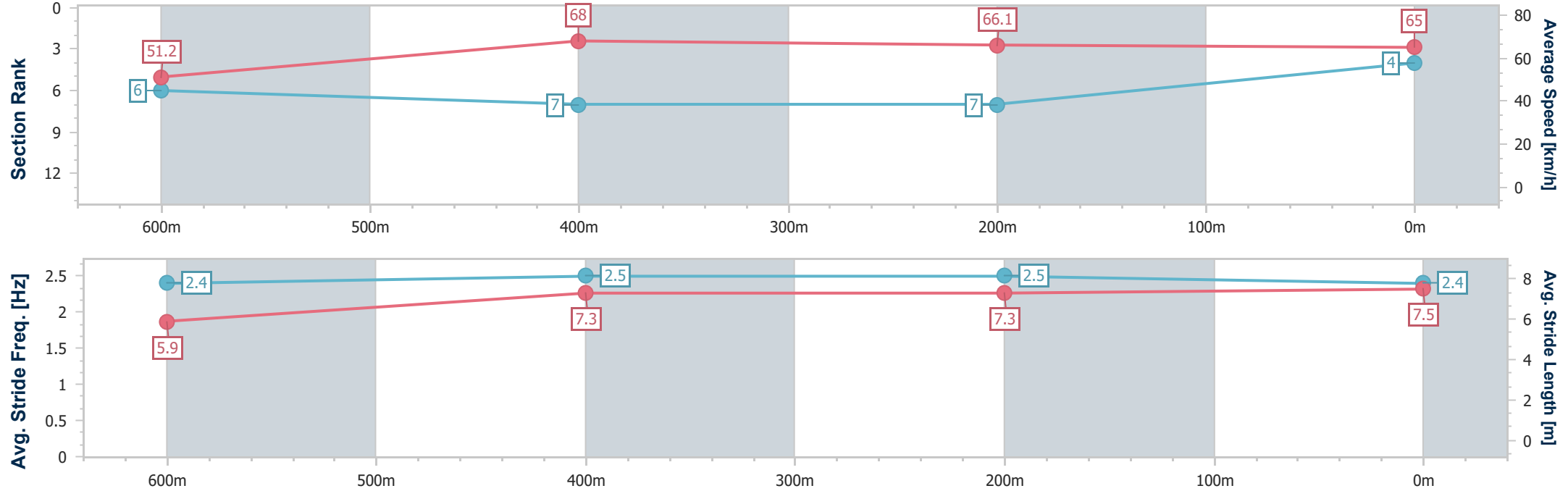
Horse/Jockey Name	Claw Machine
Final Rank	4
Fastest Section Time (Section)	0:10.60 (600m)
Top Speed [km/h] (Section)	69.6 (600m)
Race State	Finished



IpswichProfessional  
Race 1: TAB Maiden Plate - 800m  
10 January 2026 - 12:37  
Track Rating: Good 4, Weather: Overcast, Rail Position: True Entire Circuit



Section	Overall	600m	400m	200m										
Section Times	0:46.53 [4] (0:14.02)	0:32.51 [6] (0:10.60)	0:21.91 [7] (0:10.86)	0:11.05 [7] (0:11.05)										
Average Speed [km/h]	51.2	68.0	66.1	65.0										
Top Speed [km/h]	68.3	69.6	67.5	66.7										
Avg. Dist. to Rail [m]	7.6	1.8	0.8	4.4										
Avg. Stride Freq. [Hz]	2.4	2.5	2.5	2.4										
Avg. Stride Length [m]	5.9	7.3	7.3	7.5										



- [ ] Ranking at each section and finish
- .-.- No data available at this section
- NA No data available



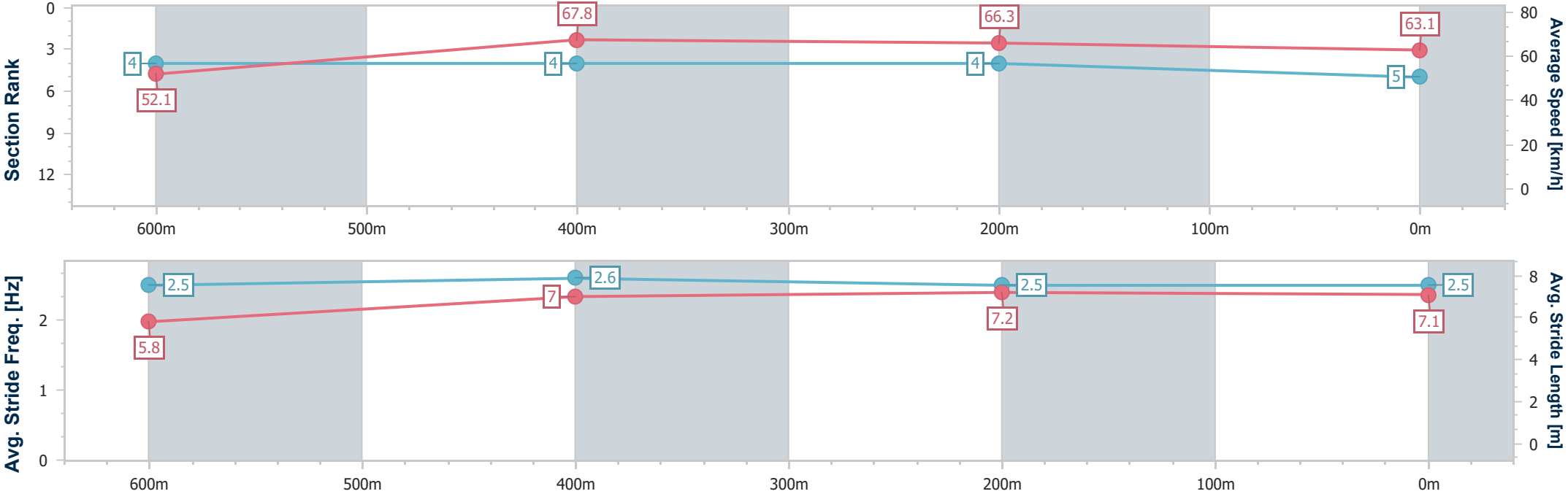
Horse/Jockey Name	Bloods A Rushin'
Final Rank	5
Fastest Section Time (Section)	0:10.55 (600m)
Top Speed [km/h] (Section)	68.7 (600m)
Race State	Finished



IpswichProfessional  
Race 1: TAB Maiden Plate - 800m  
10 January 2026 - 12:37  
Track Rating: Good 4, Weather: Overcast, Rail Position: True Entire Circuit



Section	Overall	600m	400m	200m										
Section Times	0:46.55 [5] (0:13.79)	0:32.76 [4] (0:10.55)	0:22.21 [4] (0:10.79)	0:11.42 [4] (0:11.42)										
Average Speed [km/h]	52.1	67.8	66.3	63.1										
Top Speed [km/h]	67.0	68.7	67.4	65.8										
Avg. Dist. to Rail [m]	3.3	1.4	1.9	0.3										
Avg. Stride Freq. [Hz]	2.5	2.6	2.5	2.5										
Avg. Stride Length [m]	5.8	7.0	7.2	7.1										





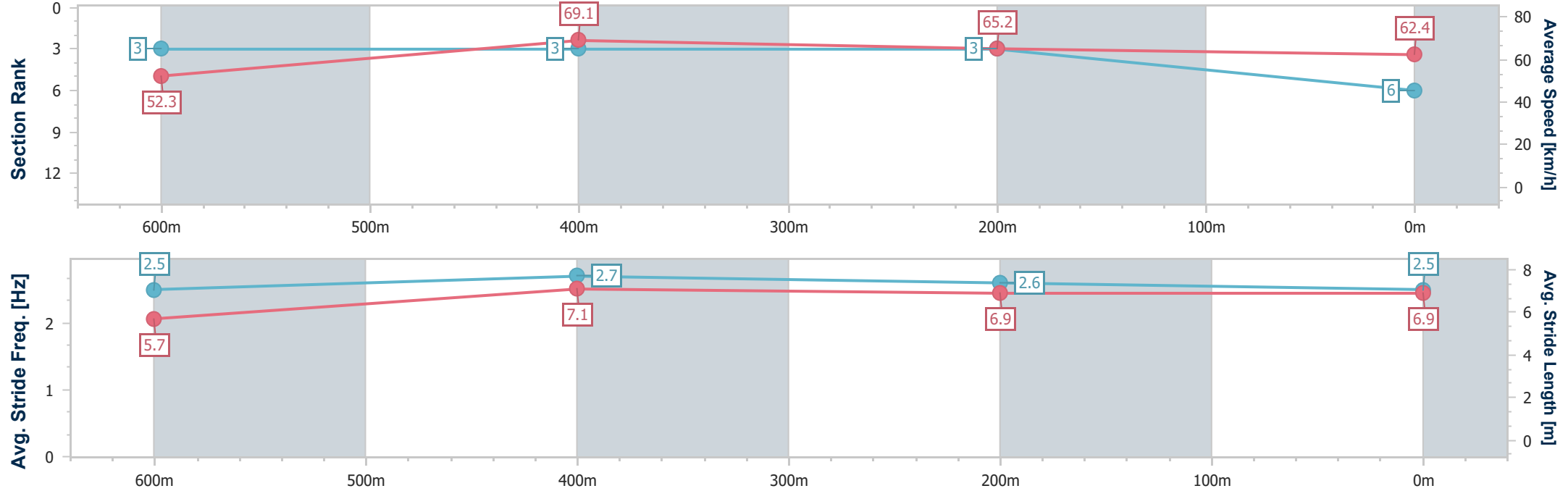
Horse/Jockey Name	I'lltellyou'i'min
Final Rank	6
Fastest Section Time (Section)	0:10.37 (600m)
Top Speed [km/h] (Section)	70.6 (600m)
Race State	Finished



IpswichProfessional  
Race 1: TAB Maiden Plate - 800m  
10 January 2026 - 12:37  
Track Rating: Good 4, Weather: Overcast, Rail Position: True Entire Circuit



Section	Overall	600m	400m	200m										
Section Times	0:46.64 [6] (0:13.77)	0:32.87 [3] (0:10.37)	0:22.50 [3] (0:10.94)	0:11.56 [3] (0:11.56)										
Average Speed [km/h]	52.3	69.1	65.2	62.4										
Top Speed [km/h]	69.7	70.6	66.7	65.0										
Avg. Dist. to Rail [m]	4.7	1.4	2.2	1.5										
Avg. Stride Freq. [Hz]	2.5	2.7	2.6	2.5										
Avg. Stride Length [m]	5.7	7.1	6.9	6.9										







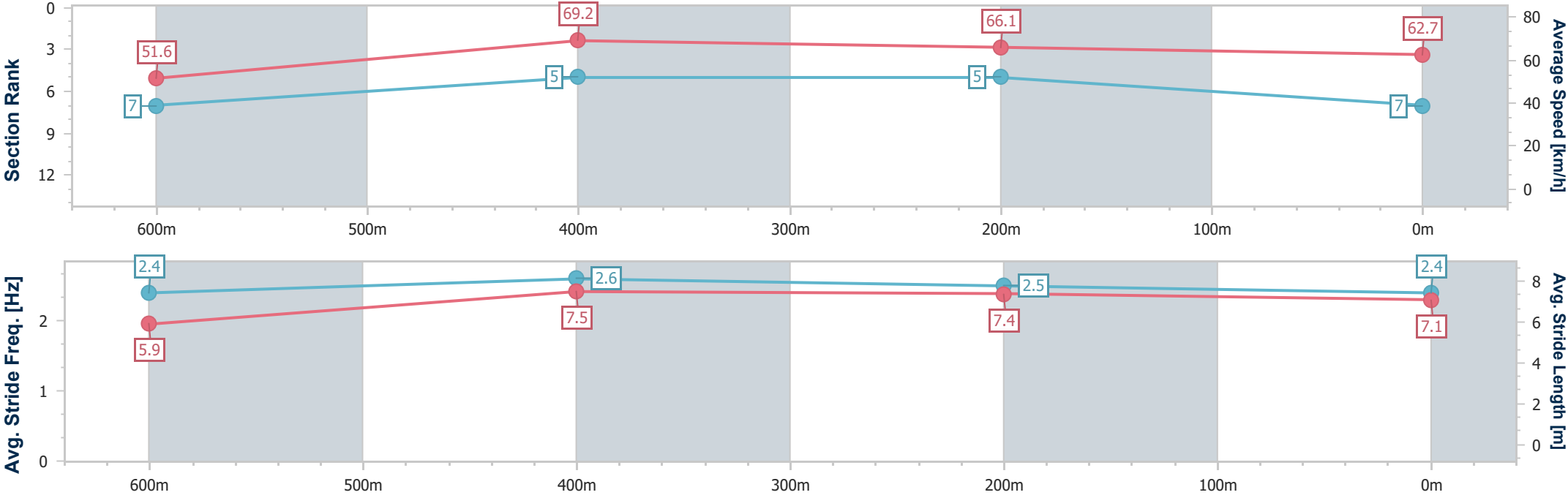
Horse/Jockey Name	Bellah's Hope
Final Rank	7
Fastest Section Time (Section)	0:10.34 (600m)
Top Speed [km/h] (Section)	70.1 (600m)
Race State	Finished



IpswichProfessional  
Race 1: TAB Maiden Plate - 800m  
10 January 2026 - 12:37  
Track Rating: Good 4, Weather: Overcast, Rail Position: True Entire Circuit



Section	Overall	600m	400m	200m										
Section Times	0:46.69 [7] (0:14.03)	0:32.66 [7] (0:10.34)	0:22.32 [5] (0:10.81)	0:11.51 [5] (0:11.51)										
Average Speed [km/h]	51.6	69.2	66.1	62.7										
Top Speed [km/h]	69.9	70.1	68.7	65.0										
Avg. Dist. to Rail [m]	4.9	1.2	1.1	1.1										
Avg. Stride Freq. [Hz]	2.4	2.6	2.5	2.4										
Avg. Stride Length [m]	5.9	7.5	7.4	7.1										





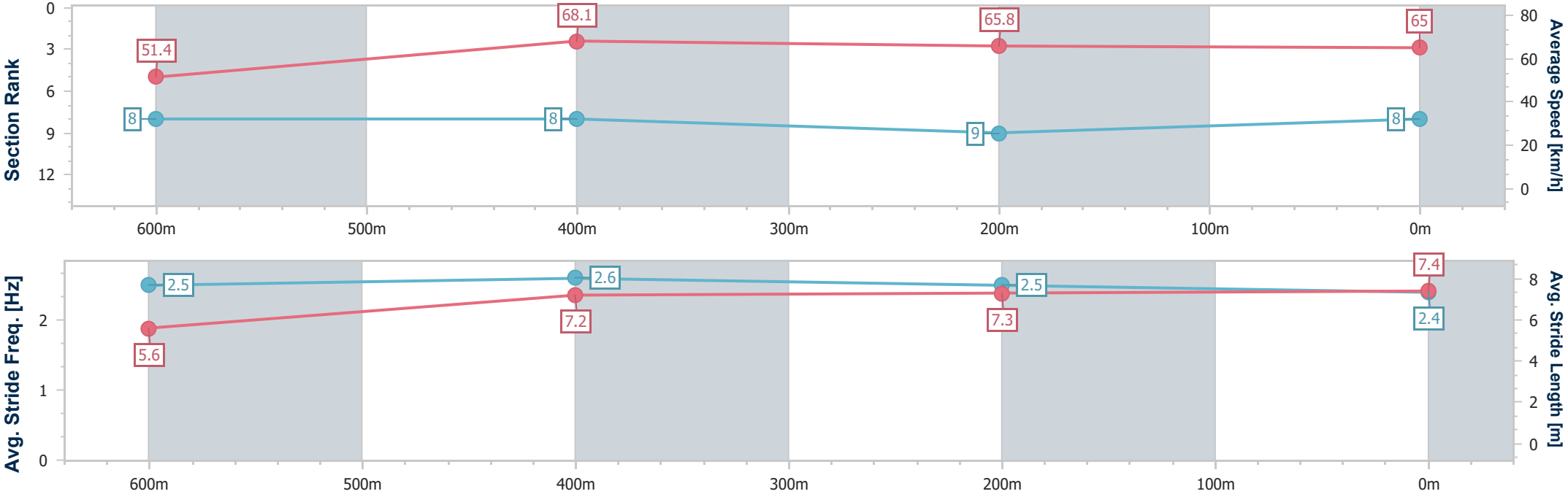
Horse/Jockey Name	Brave Emma
Final Rank	8
Fastest Section Time (Section)	0:10.57 (600m)
Top Speed [km/h] (Section)	69.7 (600m)
Race State	Finished



IpswichProfessional  
Race 1: TAB Maiden Plate - 800m  
10 January 2026 - 12:37  
Track Rating: Good 4, Weather: Overcast, Rail Position: True Entire Circuit



Section	Overall	600m	400m	200m										
Section Times	0:46.69 [8] (0:14.06)	0:32.63 [8] (0:10.57)	0:22.06 [8] (0:10.95)	0:11.11 [9] (0:11.11)										
Average Speed [km/h]	51.4	68.1	65.8	65.0										
Top Speed [km/h]	67.4	69.7	66.8	66.6										
Avg. Dist. to Rail [m]	9.0	2.3	1.2	5.3										
Avg. Stride Freq. [Hz]	2.5	2.6	2.5	2.4										
Avg. Stride Length [m]	5.6	7.2	7.3	7.4										





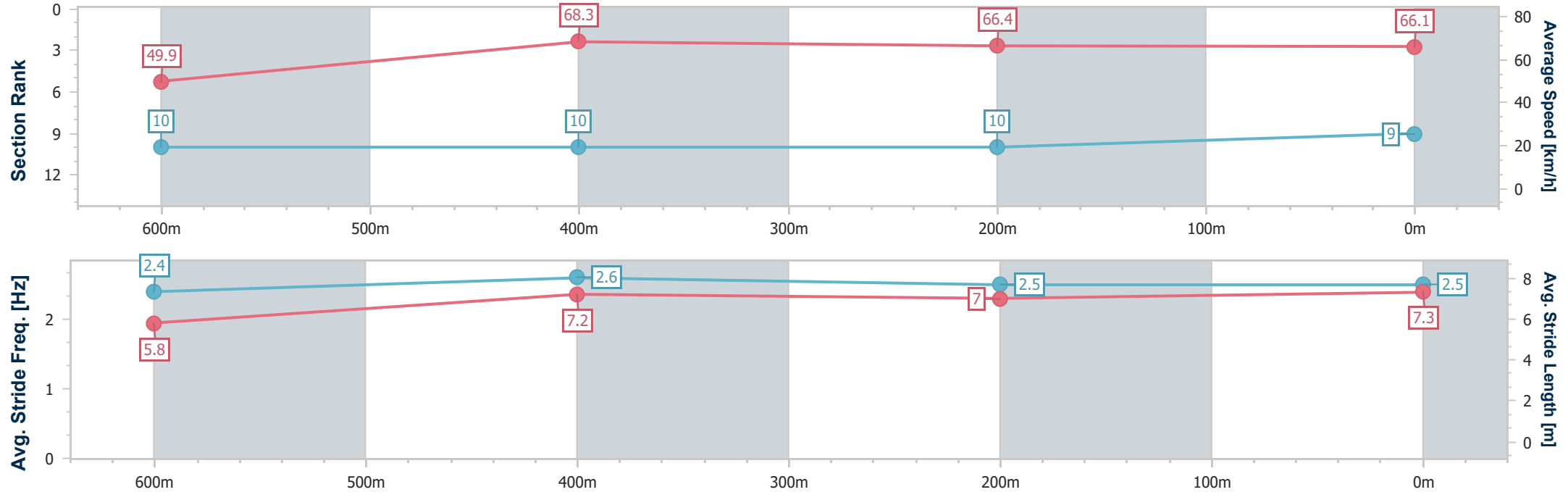
Horse/Jockey Name	Staffo
Final Rank	9
Fastest Section Time (Section)	0:10.63 (600m)
Top Speed [km/h] (Section)	69.4 (600m)
Race State	Finished



IpswichProfessional  
Race 1: TAB Maiden Plate - 800m  
10 January 2026 - 12:37  
Track Rating: Good 4, Weather: Overcast, Rail Position: True Entire Circuit



Section	Overall	600m	400m	200m										
Section Times	0:46.87 [9] (0:14.45)	0:32.42 [10] (0:10.63)	0:21.79 [10] (0:10.87)	0:10.92 [10] (0:10.92)										
Average Speed [km/h]	49.9	68.3	66.4	66.1										
Top Speed [km/h]	65.6	69.4	68.4	66.8										
Avg. Dist. to Rail [m]	7.2	3.0	1.9	6.8										
Avg. Stride Freq. [Hz]	2.4	2.6	2.5	2.5										
Avg. Stride Length [m]	5.8	7.2	7.0	7.3										



[ ] Ranking at each section and finish  
-.-.- No data available at this section  
NA No data available



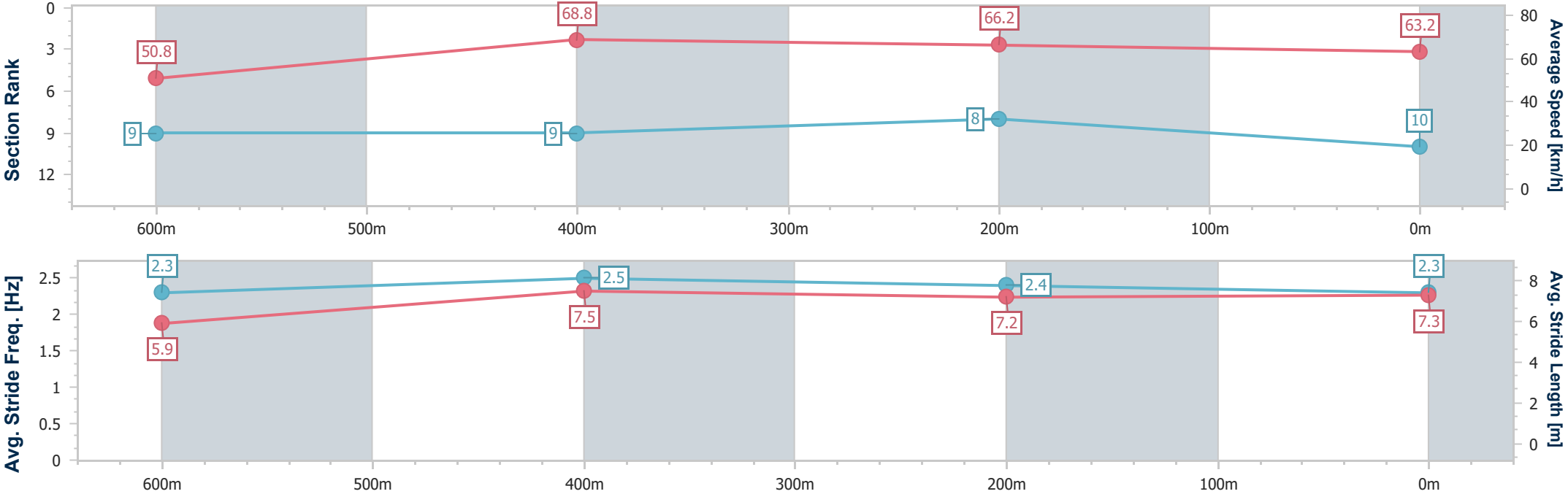
Horse/Jockey Name	Air Control
Final Rank	10
Fastest Section Time (Section)	0:10.55 (600m)
Top Speed [km/h] (Section)	69.6 (600m)
Race State	Finished



IpswichProfessional  
Race 1: TAB Maiden Plate - 800m  
10 January 2026 - 12:37  
Track Rating: Good 4, Weather: Overcast, Rail Position: True Entire Circuit



Section	Overall	600m	400m	200m										
Section Times	0:47.00 [10] (0:14.15)	0:32.85 [9] (0:10.55)	0:22.30 [9] (0:10.86)	0:11.44 [8] (0:11.44)										
Average Speed [km/h]	50.8	68.8	66.2	63.2										
Top Speed [km/h]	67.8	69.6	67.9	65.4										
Avg. Dist. to Rail [m]	12.2	3.2	0.4	3.6										
Avg. Stride Freq. [Hz]	2.3	2.5	2.4	2.3										
Avg. Stride Length [m]	5.9	7.5	7.2	7.3										





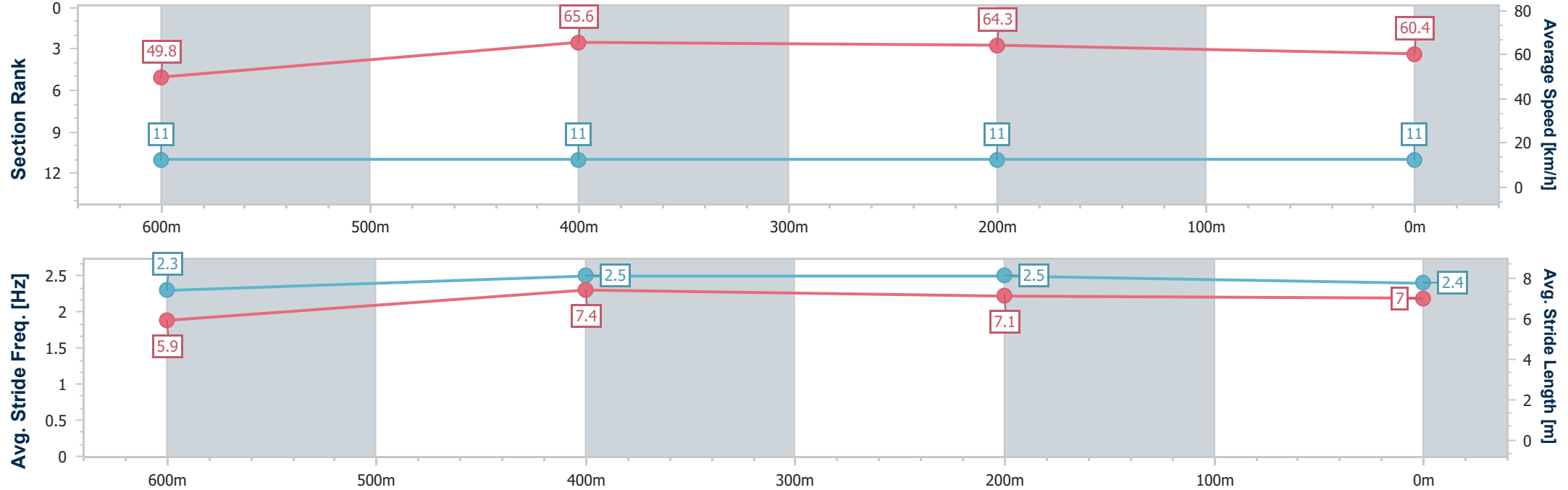
Horse/Jockey Name	Bold Louie
Final Rank	11
Fastest Section Time (Section)	0:11.00 (600m)
Top Speed [km/h] (Section)	67.9 (600m)
Race State	Finished



IpswichProfessional  
Race 1: TAB Maiden Plate - 800m  
10 January 2026 - 12:37  
Track Rating: Good 4, Weather: Overcast, Rail Position: True Entire Circuit



Section	Overall	600m	400m	200m										
Section Times	0:48.62 [11] (0:14.47)	0:34.15 [11] (0:11.00)	0:23.15 [11] (0:11.17)	0:11.98 [11] (0:11.98)										
Average Speed [km/h]	49.8	65.6	64.3	60.4										
Top Speed [km/h]	65.1	67.9	66.8	64.9										
Avg. Dist. to Rail [m]	6.2	1.8	1.0	2.8										
Avg. Stride Freq. [Hz]	2.3	2.5	2.5	2.4										
Avg. Stride Length [m]	5.9	7.4	7.1	7.0										





# Ipswich Professional

## Race 2: SCHWEPPE'S QTIS Three-Year-Old BENCHMARK 58 Handicap - 1100m

10 January 2026 - 13:10



Track Rating: Good 4, Weather: Overcast, Rail Position: True Entire Circuit

Section						Overall	1000m	800m	600m	400m	200m	Last 600m		
Field Times						1:03.23 (0:08.29)	0:54.94 (0:10.64)	0:44.30 (0:10.82)	0:33.48 (0:11.00)	0:22.48 (0:11.09)	0:11.39 (0:11.39)	0:33.48		
Rank	TAB	Horse/Jockey	Barrier	Top Speed [km/h]	Fastest Section							Margin	Distance Travelled [m]	
1	2	JIMMY'S BROTHER	5	69.3	0:08.29	1:03.23 [1]	0:54.94 [1]	0:44.30 [1]	0:33.48 [1]	0:22.48 [1]	0:11.39 [1]	1:03.23	0:33.48	
		Jasper Franklin		1000m	Overall	(0:08.29)	(0:10.64)	(0:10.82)	(0:11.00)	(0:11.09)	(0:11.39)			
2	4	PROPAGANDA	2	67.9	0:08.44	1:03.71 [2]	0:55.27 [3]	0:44.47 [3]	0:33.54 [3]	0:22.56 [3]	0:11.55 [3]	2.84L	0:33.54	-2
		Anthony Allen		1000m	Overall	(0:08.44)	(0:10.80)	(0:10.93)	(0:10.98)	(0:11.01)	(0:11.55)			
3	7	MISS LEANA	1	68.3	0:08.30	1:03.72 [3]	0:55.42 [2]	0:44.75 [2]	0:33.83 [2]	0:22.78 [2]	0:11.60 [2]	2.89L	0:33.83	+1
		Georgina Cartwright		1000m	Overall	(0:08.30)	(0:10.67)	(0:10.92)	(0:11.05)	(0:11.18)	(0:11.60)			
4	3	THE WHEELBARROW	3	68.1	0:08.96	1:03.90 [4]	0:54.94 [5]	0:44.11 [5]	0:33.33 [5]	0:22.52 [5]	0:11.35 [5]	3.94L	0:33.33	-2
		Jett Newman		800m	Overall	(0:08.96)	(0:10.83)	(0:10.78)	(0:10.81)	(0:11.17)	(0:11.35)			
5	1	I'M NELSON	4	67.9	0:08.72	1:03.94 [5]	0:55.22 [4]	0:44.37 [4]	0:33.46 [4]	0:22.72 [4]	0:11.55 [4]	4.18L	0:33.46	-7
		Corey Sutherland		1000m	Overall	(0:08.72)	(0:10.85)	(0:10.91)	(0:10.74)	(0:11.17)	(0:11.55)			

Scratched: Mishani Breeze (#8), Mishani Steller (#9), Elronte (#6), Hannabana (#5)



Horse/Jockey Name	Jimmy's Brother
Final Rank	1
Fastest Section Time (Section)	0:08.29 (Overall)
Top Speed [km/h] (Section)	69.3 (1000m)
Race State	Finished

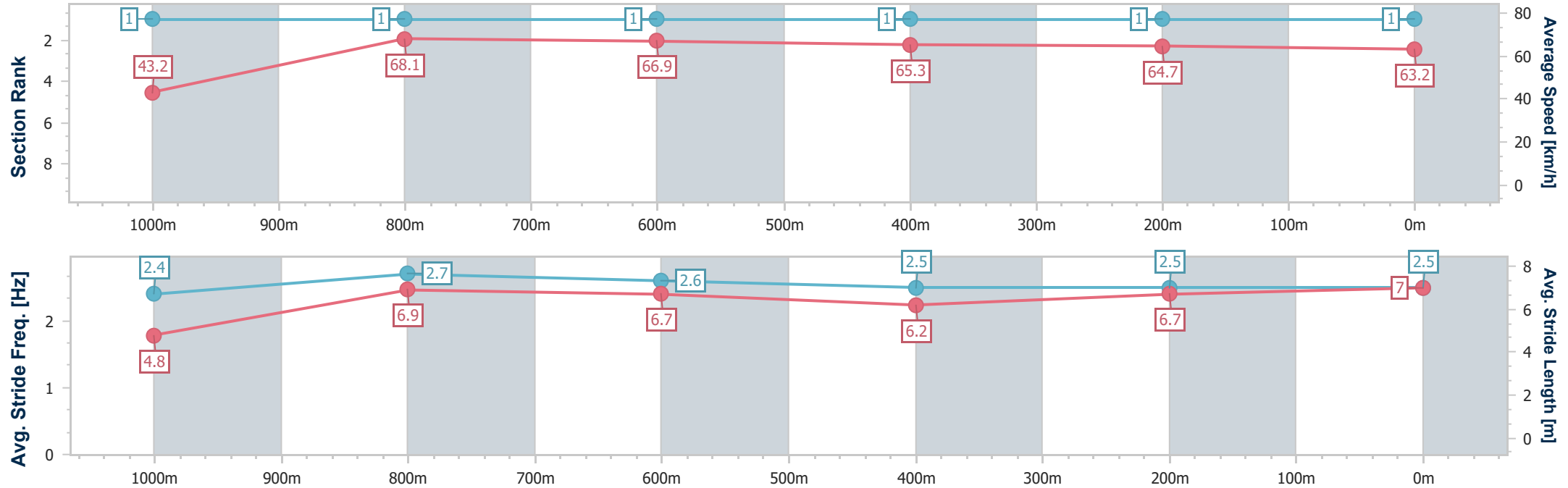


IpswichProfessional  
Race 2: SCHWEPPE QTIS Three-Year-Old BENCHMARK 58  
Handicap - 1100m



10 January 2026 - 13:10  
Track Rating: Good 4, Weather: Overcast, Rail Position: True Entire Circuit

Section	Overall	1000m	800m	600m	400m	200m							
Section Times	1:03.23 [1] (0:08.29)	0:54.94 [1] (0:10.64)	0:44.30 [1] (0:10.82)	0:33.48 [1] (0:11.00)	0:22.48 [1] (0:11.09)	0:11.39 [1] (0:11.39)							
Average Speed [km/h]	43.2	68.1	66.9	65.3	64.7	63.2							
Top Speed [km/h]	64.5	69.3	68.4	65.7	65.6	65.5							
Avg. Dist. to Rail [m]	7.1	2.8	0.8	0.3	0.3	0.9							
Avg. Stride Freq. [Hz]	2.4	2.7	2.6	2.5	2.5	2.5							
Avg. Stride Length [m]	4.8	6.9	6.7	6.2	6.7	7.0							



[ ] Ranking at each section and finish  
- - - - No data available at this section  
NA No data available



Horse/Jockey Name	Propaganda
Final Rank	2
Fastest Section Time (Section)	0:08.44 (Overall)
Top Speed [km/h] (Section)	67.9 (1000m)
Race State	Finished

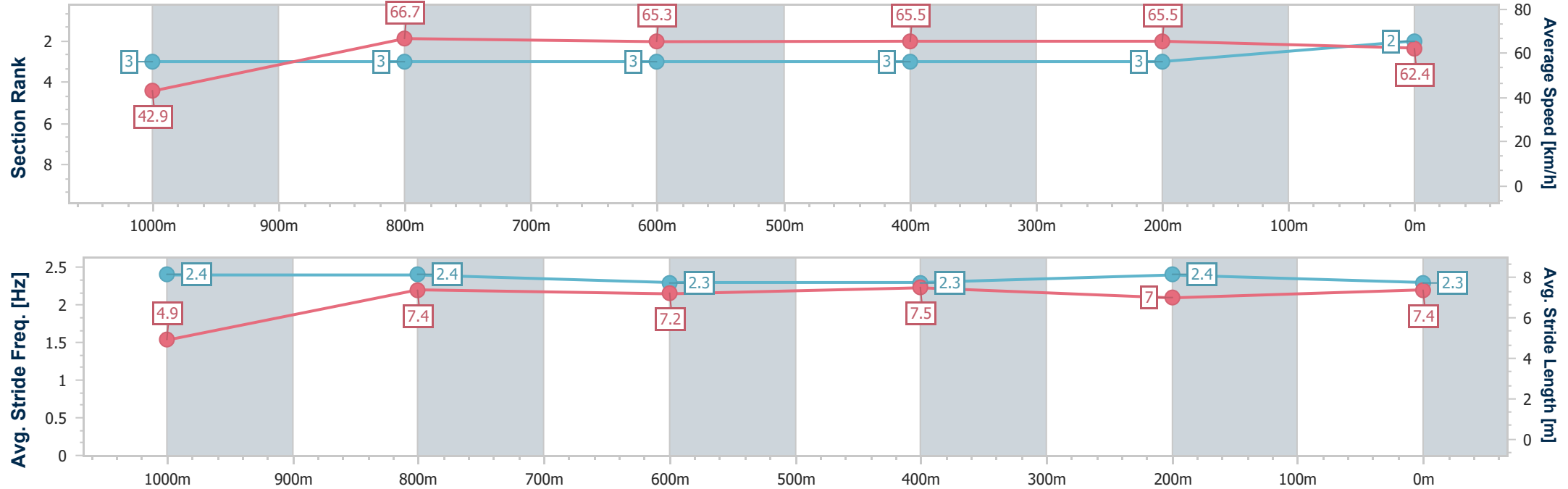


IpswichProfessional  
Race 2: SCHWEPPES QTIS Three-Year-Old BENCHMARK 58  
Handicap - 1100m



10 January 2026 - 13:10  
Track Rating: Good 4, Weather: Overcast, Rail Position: True Entire Circuit

Section	Overall	1000m	800m	600m	400m	200m								
Section Times	1:03.71 [2] (0:08.44)	0:55.27 [3] (0:10.80)	0:44.47 [3] (0:10.93)	0:33.54 [3] (0:10.98)	0:22.56 [3] (0:11.01)	0:11.55 [3] (0:11.55)								
Average Speed [km/h]	42.9	66.7	65.3	65.5	65.5	62.4								
Top Speed [km/h]	65.0	67.9	67.7	66.7	66.6	64.4								
Avg. Dist. to Rail [m]	3.6	0.5	0.8	0.6	1.4	2.2								
Avg. Stride Freq. [Hz]	2.4	2.4	2.3	2.3	2.4	2.3								
Avg. Stride Length [m]	4.9	7.4	7.2	7.5	7.0	7.4								



[ ] Ranking at each section and finish  
- - - - No data available at this section  
NA No data available





Horse/Jockey Name	Miss Leana
Final Rank	3
Fastest Section Time (Section)	0:08.30 (Overall)
Top Speed [km/h] (Section)	68.3 (1000m)
Race State	Finished

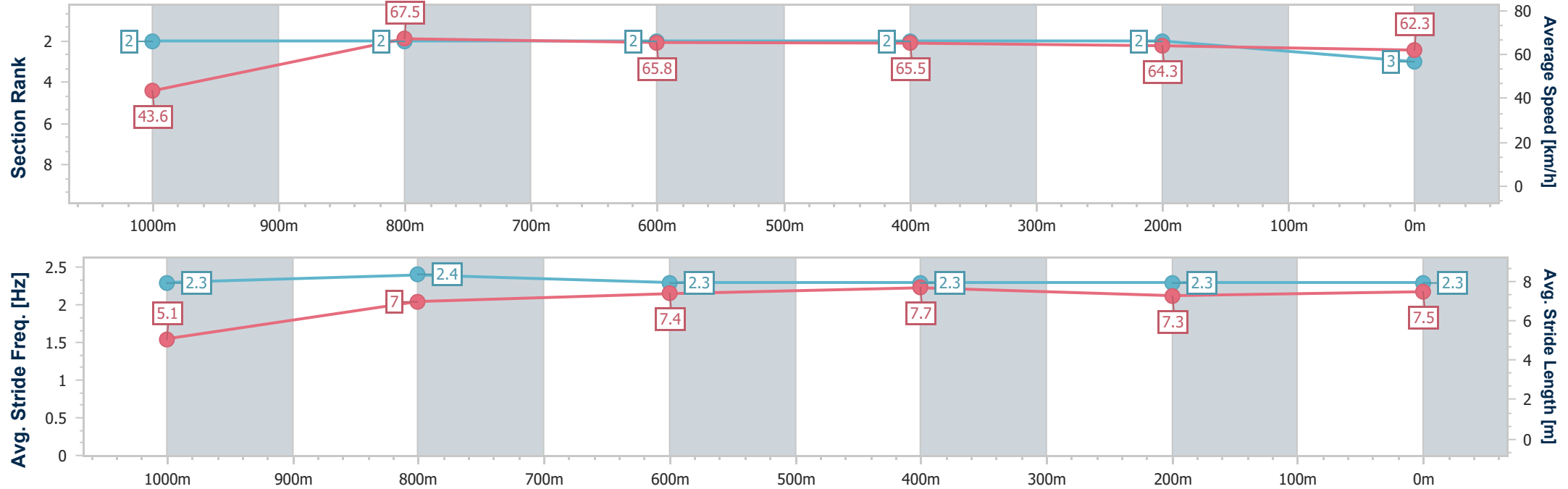


IpswichProfessional  
Race 2: SCHWEPPES QTIS Three-Year-Old BENCHMARK 58  
Handicap - 1100m



10 January 2026 - 13:10  
Track Rating: Good 4, Weather: Overcast, Rail Position: True Entire Circuit

Section	Overall	1000m	800m	600m	400m	200m							
Section Times	1:03.72 [3] (0:08.30)	0:55.42 [2] (0:10.67)	0:44.75 [2] (0:10.92)	0:33.83 [2] (0:11.05)	0:22.78 [2] (0:11.18)	0:11.60 [2] (0:11.60)							
Average Speed [km/h]	43.6	67.5	65.8	65.5	64.3	62.3							
Top Speed [km/h]	64.9	68.3	66.4	66.8	65.4	64.9							
Avg. Dist. to Rail [m]	2.6	0.4	0.3	0.9	0.6	0.8							
Avg. Stride Freq. [Hz]	2.3	2.4	2.3	2.3	2.3	2.3							
Avg. Stride Length [m]	5.1	7.0	7.4	7.7	7.3	7.5							



[ ] Ranking at each section and finish  
- - - - No data available at this section  
NA No data available



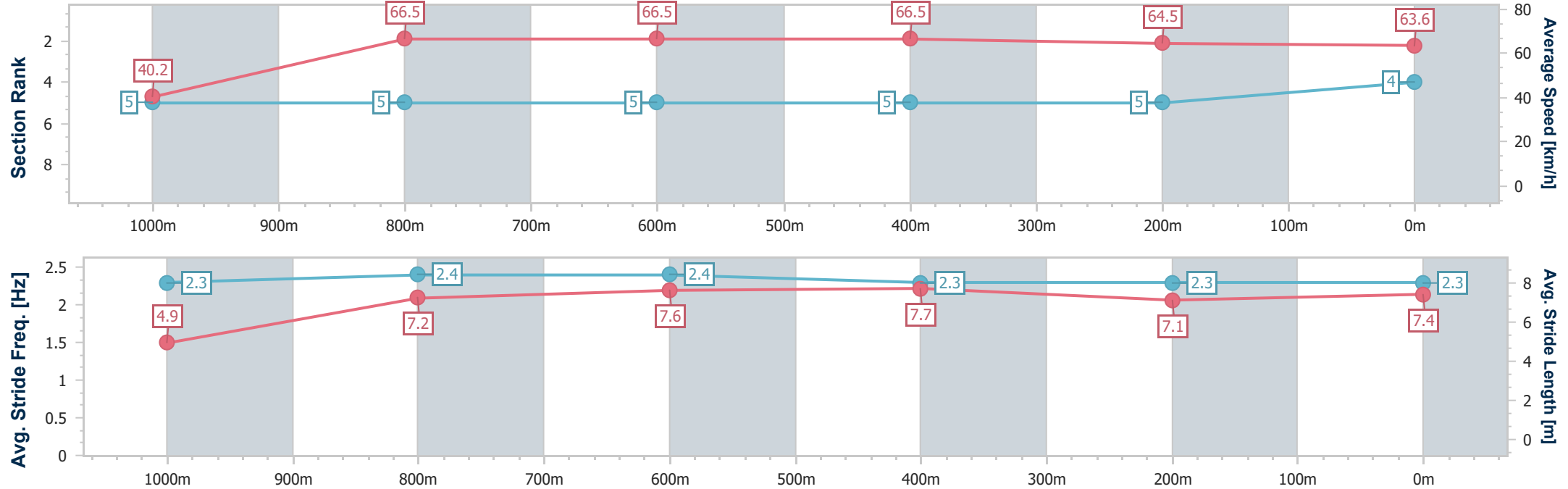
Horse/Jockey Name	The Wheelbarrow
Final Rank	4
Fastest Section Time (Section)	0:08.96 (Overall)
Top Speed [km/h] (Section)	68.1 (800m)
Race State	Finished



IpswichProfessional  
Race 2: SCHWEPPE QTIS Three-Year-Old BENCHMARK 58  
Handicap - 1100m  
10 January 2026 - 13:10  
Track Rating: Good 4, Weather: Overcast, Rail Position: True Entire Circuit



Section	Overall	1000m	800m	600m	400m	200m							
Section Times	1:03.90 [4] (0:08.96)	0:54.94 [5] (0:10.83)	0:44.11 [5] (0:10.78)	0:33.33 [5] (0:10.81)	0:22.52 [5] (0:11.17)	0:11.35 [5] (0:11.35)							
Average Speed [km/h]	40.2	66.5	66.5	66.5	64.5	63.6							
Top Speed [km/h]	63.4	67.8	68.1	67.0	66.1	64.3							
Avg. Dist. to Rail [m]	4.6	0.4	0.4	0.7	1.8	4.6							
Avg. Stride Freq. [Hz]	2.3	2.4	2.4	2.3	2.3	2.3							
Avg. Stride Length [m]	4.9	7.2	7.6	7.7	7.1	7.4							



[ ] Ranking at each section and finish  
- - - - No data available at this section  
NA No data available



Horse/Jockey Name	I'm Nelson
Final Rank	5
Fastest Section Time (Section)	0:08.72 (Overall)
Top Speed [km/h] (Section)	67.9 (1000m)
Race State	Finished

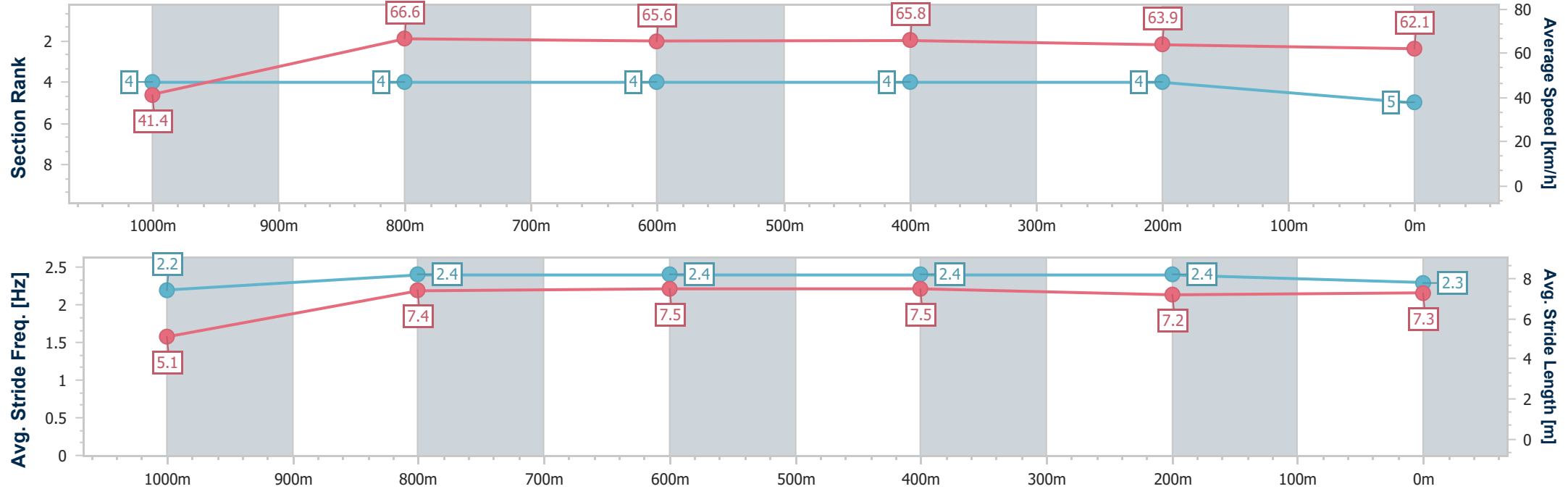


IpswichProfessional  
Race 2: SCHWEPPE QTIS Three-Year-Old BENCHMARK 58  
Handicap - 1100m



10 January 2026 - 13:10  
Track Rating: Good 4, Weather: Overcast, Rail Position: True Entire Circuit

Section	Overall	1000m	800m	600m	400m	200m							
Section Times	1:03.94 [5] (0:08.72)	0:55.22 [4] (0:10.85)	0:44.37 [4] (0:10.91)	0:33.46 [4] (0:10.74)	0:22.72 [4] (0:11.17)	0:11.55 [4] (0:11.55)							
Average Speed [km/h]	41.4	66.6	65.6	65.8	63.9	62.1							
Top Speed [km/h]	62.5	67.9	66.5	66.6	64.6	63.3							
Avg. Dist. to Rail [m]	5.7	1.9	1.7	4.0	1.8	1.5							
Avg. Stride Freq. [Hz]	2.2	2.4	2.4	2.4	2.4	2.3							
Avg. Stride Length [m]	5.1	7.4	7.5	7.5	7.2	7.3							



[ ] Ranking at each section and finish  
-.-.- No data available at this section  
NA No data available

Track Rating: Good 4, Weather: Overcast, Rail Position: True Entire Circuit

Section		Overall				1200m	1000m	800m	600m	400m	Last 600m	
Field Times		1:21.24 (0:11.45)				1:09.79 (0:11.44)	0:58.35 (0:11.37)	0:46.98 (0:12.01)	0:34.97 (0:11.72)	0:23.25 (0:11.56)	0:34.97	
Rank	TAB	Horse/Jockey	Barrier	Top Speed [km/h]	Fastest Section							Distance Travelled [m]
1	11	MADAME CODY	2	64.6	0:11.45	1:21.24 [1]	1:09.79 [1]	0:58.18 [4]	0:46.46 [4]	0:34.61 [4]	0:22.94 [4]	0:34.61
		Sean Cormack		400m	Overall	(0:11.45)	(0:11.61)	(0:11.72)	(0:11.85)	(0:11.67)	(0:11.48)	
2	2	TULONG	3	63.5	0:11.48	1:21.32 [2]	1:09.84 [2]	0:58.33 [2]	0:46.73 [3]	0:34.95 [2]	0:23.33 [1]	0:34.95 +2
		Julie Busuttin		1200m	Overall	(0:11.48)	(0:11.51)	(0:11.60)	(0:11.78)	(0:11.62)	(0:11.56)	
3	12	PEAK MISS	4	64.0	0:11.45	1:21.39 [3]	1:09.77 [5]	0:58.11 [6]	0:46.50 [5]	0:34.70 [5]	0:23.14 [3]	0:34.70 +5
		Vlad Duric		400m	400m	(0:11.62)	(0:11.66)	(0:11.61)	(0:11.80)	(0:11.56)	(0:11.45)	
4	8	DASHING MARS	1	64.1	0:11.45	1:21.51 [4]	1:09.93 [4]	0:58.33 [5]	0:46.55 [6]	0:34.67 [8]	0:22.99 [6]	0:34.67 +3
		Karl Zechner		400m	400m	(0:11.58)	(0:11.60)	(0:11.78)	(0:11.88)	(0:11.68)	(0:11.45)	
5	6	MELATEN	7	63.7	0:11.30	1:21.77 [5]	1:09.75 [11]	0:57.98 [11]	0:46.23 [12]	0:34.38 [12]	0:22.82 [11]	0:34.38 +0
		Jaden Lloyd		400m	400m	(0:12.02)	(0:11.77)	(0:11.75)	(0:11.85)	(0:11.56)	(0:11.30)	
6	1	PASS THE PEAK	9	65.4	0:11.33	1:21.87 [6]	1:10.31 [3]	0:58.98 [1]	0:47.29 [2]	0:35.41 [3]	0:23.56 [5]	0:35.41 -1
		Adin Thompson		1200m	1200m	(0:11.56)	(0:11.33)	(0:11.69)	(0:11.88)	(0:11.85)	(0:11.81)	
7	10	JAMCART	5	63.6	0:11.54	1:21.98 [7]	1:10.02 [10]	0:58.44 [10]	0:46.75 [10]	0:34.91 [10]	0:23.33 [9]	0:34.91 +1
		Harrison Shaw		400m	400m	(0:11.96)	(0:11.58)	(0:11.69)	(0:11.84)	(0:11.58)	(0:11.54)	
8	13	SHE'S A FIZZ	12	64.3	0:11.46	1:22.78 [8]	1:10.94 [8]	0:59.48 [7]	0:47.80 [7]	0:36.02 [7]	0:24.22 [8]	0:36.02 +9
		Olivia Kendal		1200m	1200m	(0:11.84)	(0:11.46)	(0:11.68)	(0:11.78)	(0:11.80)	(0:11.97)	
9	15	UP OVER'N GONE	10	63.8	0:11.44	1:22.81 [9]	1:10.88 [9]	0:59.44 [8]	0:47.60 [9]	0:35.82 [9]	0:24.08 [10]	0:35.82 +11
		Georgina Cartwright		1200m	1200m	(0:11.93)	(0:11.44)	(0:11.84)	(0:11.78)	(0:11.74)	(0:11.89)	
10	17	ICEY	8	63.0	0:11.60	1:22.84 [10]	1:11.13 [6]	0:59.42 [9]	0:47.82 [8]	0:36.08 [6]	0:24.29 [7]	0:36.08 +7
		Les Tilley		1000m	1000m	(0:11.71)	(0:11.71)	(0:11.60)	(0:11.74)	(0:11.79)	(0:12.04)	

Scratched: Kurithea (#9), Apollo Cream (#3), Volcanic Park (#16), Cautionary Tail (#4), Frankely Sublime (#5), Holler Dash (#14)



# IpswichProfessional

## Race 3: GREAT NORTHERN Maiden Handicap - 1350m

10 January 2026 - 13:45



Track Rating: Good 4, Weather: Overcast, Rail Position: True Entire Circuit

Section						Overall	1200m	1000m	800m	600m	400m	Last 600m	
Field Times						1:21.24 (0:11.45)	1:09.79 (0:11.44)	0:58.35 (0:11.37)	0:46.98 (0:12.01)	0:34.97 (0:11.72)	0:23.25 (0:11.56)	0:34.97	
Rank	TAB	Horse/Jockey	Barrier	Top Speed [km/h]	Fastest Section								Distance Travelled [m]
11	7	BAD BOY BOONE	11	64.3	0:11.45	1:23.15 [11]	1:10.86 [12]	0:59.15 [12]	0:47.70 [11]	0:35.94 [11]	0:24.20 [12]	0:35.94	+9
		Michael Murphy		1000m	1000m	(0:12.29)	(0:11.71)	(0:11.45)	(0:11.76)	(0:11.74)	(0:11.97)		
12	18	FERGUS EN MARCHE	13	65.8	0:11.25	1:23.17 [12]	1:11.44 [7]	1:00.16 [3]	0:48.91 [1]	0:36.90 [1]	0:25.11 [2]	0:36.90	-2
		Jason Taylor		1000m	1000m	(0:11.73)	(0:11.28)	(0:11.25)	(0:12.01)	(0:11.79)	(0:12.15)		

Scratched: Kurithea (#9), Apollo Cream (#3), Volcanic Park (#16), Cautionary Tail (#4), Frankely Sublime (#5), Holler Dash (#14)

Track Rating: Good 4, Weather: Overcast, Rail Position: True Entire Circuit

Section Field Times				200m 0:11.69 (0:11.69)				Last 600m 0:34.97	
Rank	TAB	Horse/Jockey	Barrier	Top Speed [km/h]	Fastest Section	Margin		Distance Travelled [m]	
1	11	MADAME CODY	2	64.6	0:11.45	0:11.46 [3]	1:21.24	0:34.61	
		Sean Cormack		400m	Overall	(0:11.46)			
2	2	TULONG	3	63.5	0:11.48	0:11.77 [1]	0.45L	0:34.95	+2
		Julie Busuttin		1200m	Overall	(0:11.77)			
3	12	PEAK MISS	4	64.0	0:11.45	0:11.69 [2]	0.86L	0:34.70	+5
		Vlad Duric		400m	400m	(0:11.69)			
4	8	DASHING MARS	1	64.1	0:11.45	0:11.54 [4]	1.56L	0:34.67	+3
		Karl Zechner		400m	400m	(0:11.54)			
5	6	MELATEN	7	63.7	0:11.30	0:11.52 [8]	3.1L	0:34.38	+0
		Jaden Lloyd		400m	400m	(0:11.52)			
6	1	PASS THE PEAK	9	65.4	0:11.33	0:11.75 [5]	3.71L	0:35.41	-1
		Adin Thompson		1200m	1200m	(0:11.75)			
7	10	JAMCART	5	63.6	0:11.54	0:11.79 [6]	4.33L	0:34.91	+1
		Harrison Shaw		400m	400m	(0:11.79)			
8	13	SHE'S A FIZZ	12	64.3	0:11.46	0:12.25 [9]	9.08L	0:36.02	+9
		Olivia Kendal		1200m	1200m	(0:12.25)			
9	15	UP OVER'N GONE	10	63.8	0:11.44	0:12.19 [11]	9.22L	0:35.82	+11
		Georgina Cartwright		1200m	1200m	(0:12.19)			
10	17	ICEY	8	63.0	0:11.60	0:12.25 [10]	9.42L	0:36.08	+7
		Les Tilley		1000m	1000m	(0:12.25)			

Scratched: Kurithea (#9), Apollo Cream (#3), Volcanic Park (#16), Cautionary Tail (#4), Frankely Sublime (#5), Holler Dash (#14)



# IpswichProfessional

## Race 3: GREAT NORTHERN Maiden Handicap - 1350m

10 January 2026 - 13:45



Track Rating: Good 4, Weather: Overcast, Rail Position: True Entire Circuit

Section						200m	Last 600m		
Field Times						0:11.69 (0:11.69)	0:34.97		
Rank	TAB	Horse/Jockey	Barrier	Top Speed [km/h]	Fastest Section	Margin		Distance Travelled [m]	
11	7	BAD BOY BOONE	11	64.3	0:11.45	0:12.23 [12]	11.24L	0:35.94	+9
		Michael Murphy		1000m	1000m	(0:12.23)			
12	18	FERGUS EN MARCHE	13	65.8	0:11.25	0:12.96 [7]	11.34L	0:36.90	-2
		Jason Taylor		1000m	1000m	(0:12.96)			

Scratched: Kurithea (#9), Apollo Cream (#3), Volcanic Park (#16), Cautionary Tail (#4), Frankely Sublime (#5), Holler Dash (#14)



Horse/Jockey Name	Madame Cody
Final Rank	1
Fastest Section Time (Section)	0:11.45 (Overall)
Top Speed [km/h] (Section)	64.6 (400m)
Race State	Finished



IpswichProfessional

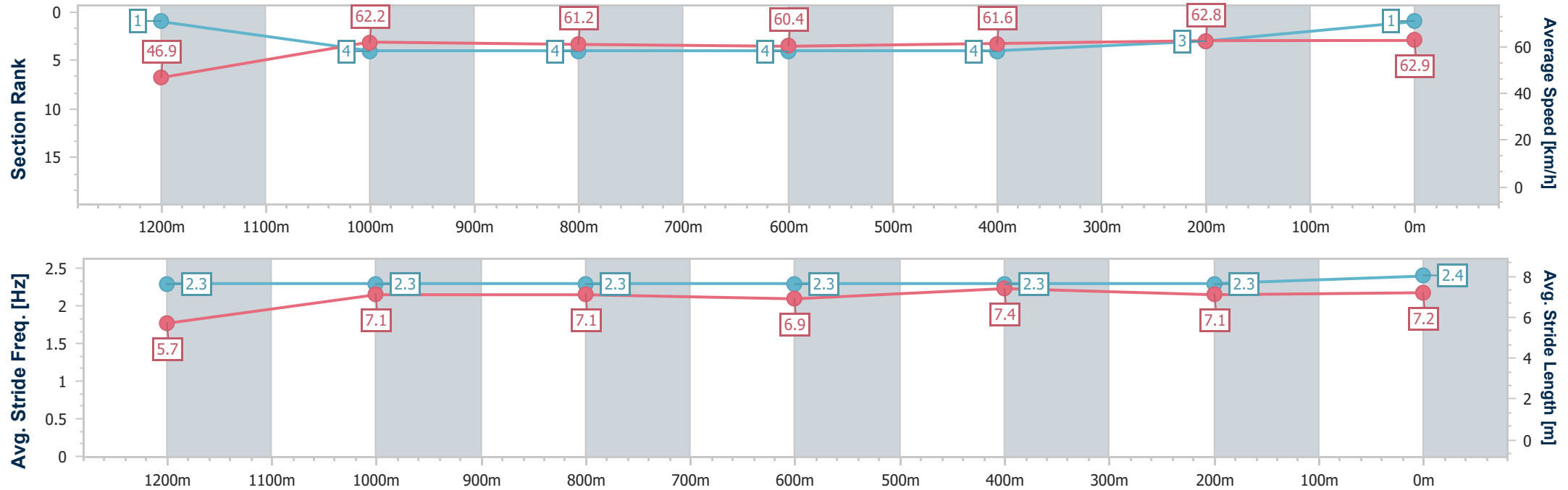
Race 3: GREAT NORTHERN Maiden Handicap - 1350m

10 January 2026 - 13:45

Track Rating: Good 4, Weather: Overcast, Rail Position: True Entire Circuit



Section	Overall	1200m	1000m	800m	600m	400m	200m						
Section Times	1:21.24 [1] (0:11.45)	1:09.79 [1] (0:11.61)	0:58.18 [4] (0:11.72)	0:46.46 [4] (0:11.85)	0:34.61 [4] (0:11.67)	0:22.94 [4] (0:11.48)	0:11.46 [3] (0:11.46)						
Average Speed [km/h]	46.9	62.2	61.2	60.4	61.6	62.8	62.9						
Top Speed [km/h]	62.4	62.5	62.8	61.4	63.7	64.6	64.3						
Avg. Dist. to Rail [m]	1.3	1.0	0.7	1.4	0.7	2.1	6.7						
Avg. Stride Freq. [Hz]	2.3	2.3	2.3	2.3	2.3	2.3	2.4						
Avg. Stride Length [m]	5.7	7.1	7.1	6.9	7.4	7.1	7.2						







Horse/Jockey Name	Tulong
Final Rank	2
Fastest Section Time (Section)	0:11.48 (Overall)
Top Speed [km/h] (Section)	63.5 (1200m)
Race State	Finished



IpswichProfessional

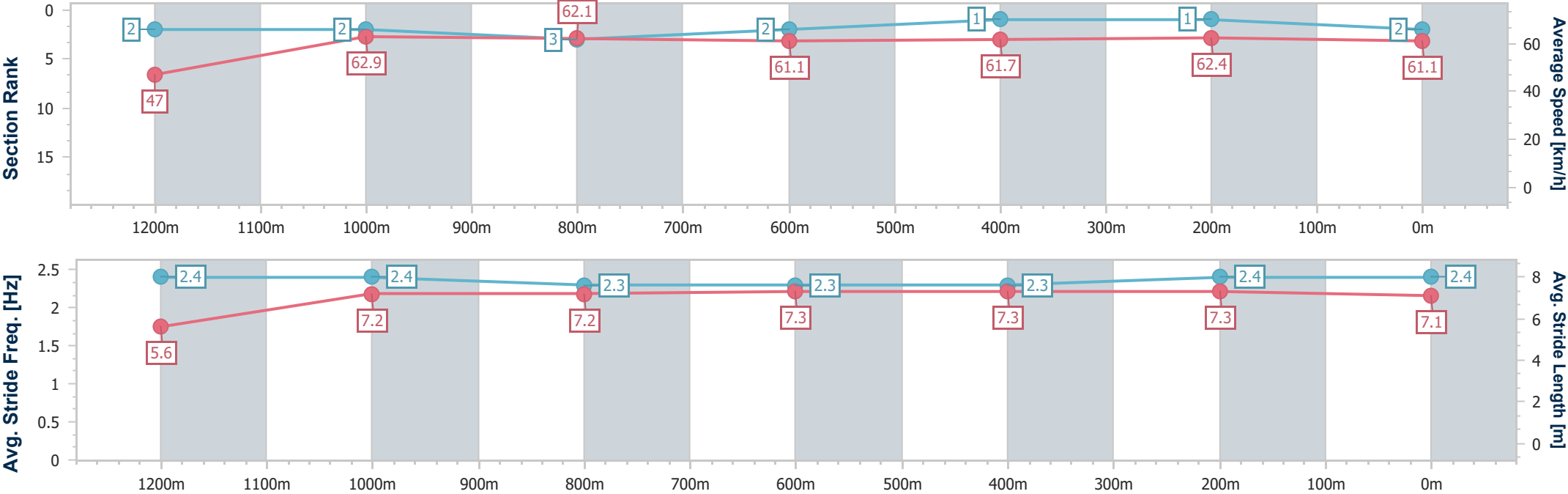
Race 3: GREAT NORTHERN Maiden Handicap - 1350m

10 January 2026 - 13:45

Track Rating: Good 4, Weather: Overcast, Rail Position: True Entire Circuit



Section	Overall	1200m	1000m	800m	600m	400m	200m						
Section Times	1:21.32 [2] (0:11.48)	1:09.84 [2] (0:11.51)	0:58.33 [2] (0:11.60)	0:46.73 [3] (0:11.78)	0:34.95 [2] (0:11.62)	0:23.33 [1] (0:11.56)	0:11.77 [1] (0:11.77)						
Average Speed [km/h]	47.0	62.9	62.1	61.1	61.7	62.4	61.1						
Top Speed [km/h]	62.4	63.5	63.3	62.5	63.1	63.4	63.1						
Avg. Dist. to Rail [m]	2.6	2.0	1.0	0.3	0.3	1.3	4.2						
Avg. Stride Freq. [Hz]	2.4	2.4	2.3	2.3	2.3	2.4	2.4						
Avg. Stride Length [m]	5.6	7.2	7.2	7.3	7.3	7.3	7.1						





Horse/Jockey Name	Peak Miss
Final Rank	3
Fastest Section Time (Section)	0:11.45 (400m)
Top Speed [km/h] (Section)	64.0 (400m)
Race State	Finished



IpswichProfessional

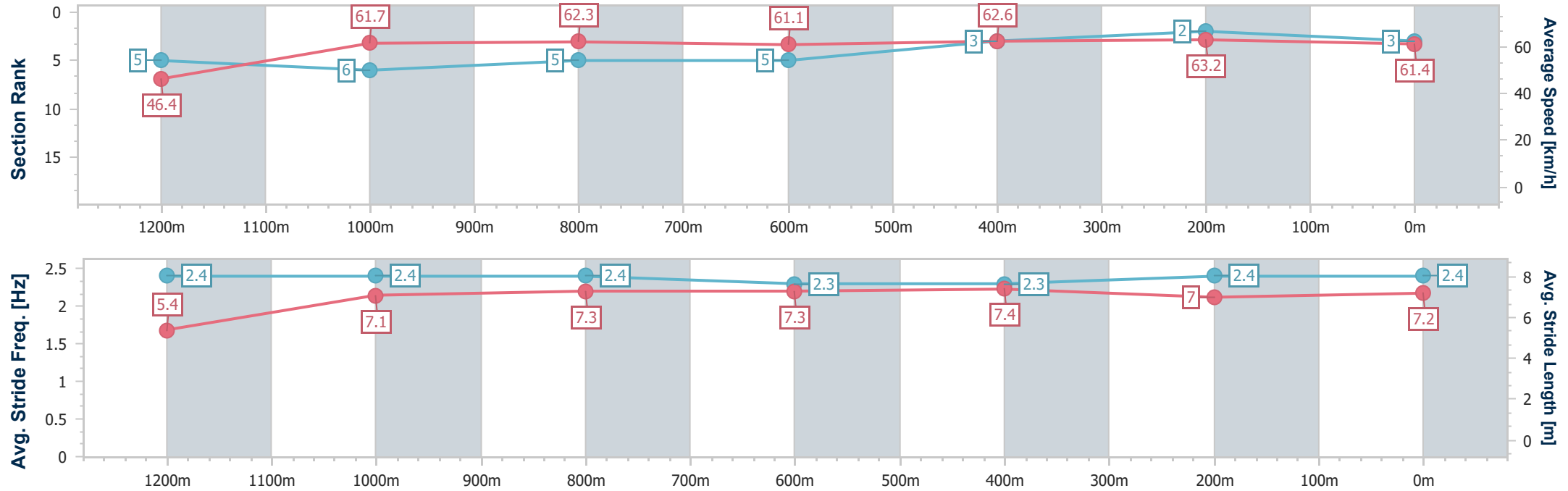
Race 3: GREAT NORTHERN Maiden Handicap - 1350m

10 January 2026 - 13:45

Track Rating: Good 4, Weather: Overcast, Rail Position: True Entire Circuit



Section	Overall	1200m	1000m	800m	600m	400m	200m						
Section Times	1:21.39 [3] (0:11.62)	1:09.77 [5] (0:11.66)	0:58.11 [6] (0:11.61)	0:46.50 [5] (0:11.80)	0:34.70 [5] (0:11.56)	0:23.14 [3] (0:11.45)	0:11.69 [2] (0:11.69)						
Average Speed [km/h]	46.4	61.7	62.3	61.1	62.6	63.2	61.4						
Top Speed [km/h]	62.5	63.2	63.1	62.2	63.8	64.0	63.0						
Avg. Dist. to Rail [m]	3.6	2.5	1.5	0.5	0.9	1.8	5.0						
Avg. Stride Freq. [Hz]	2.4	2.4	2.4	2.3	2.3	2.4	2.4						
Avg. Stride Length [m]	5.4	7.1	7.3	7.3	7.4	7.0	7.2						



- [ ] Ranking at each section and finish
- .-.- No data available at this section
- NA No data available



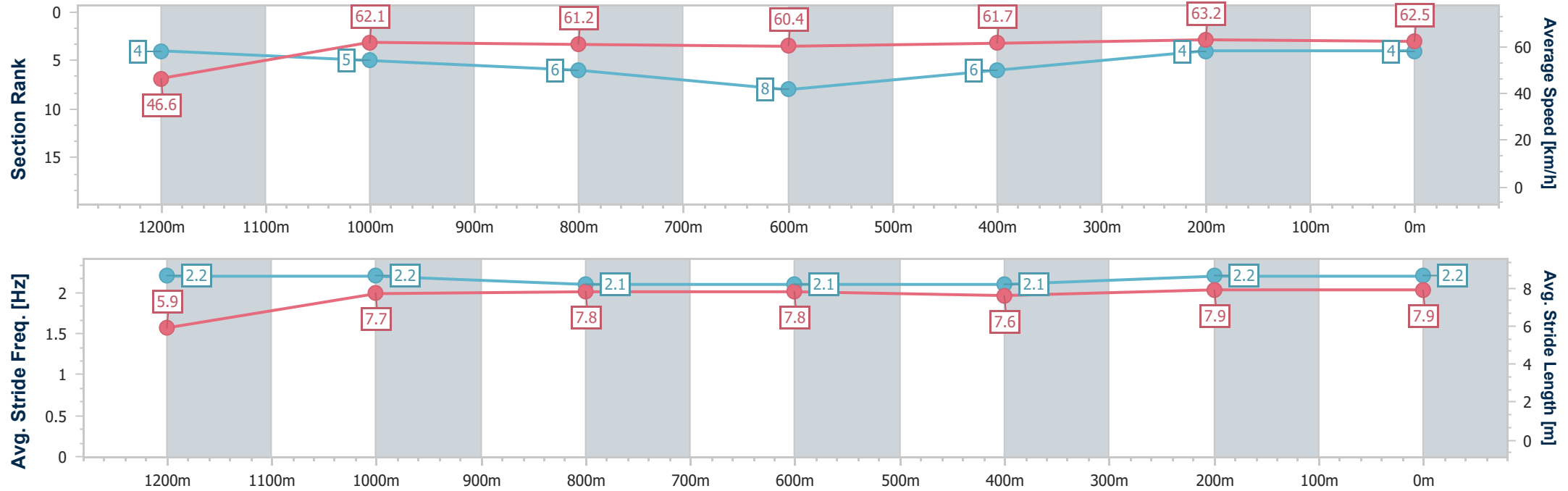
Horse/Jockey Name	Dashing Mars
Final Rank	4
Fastest Section Time (Section)	0:11.45 (400m)
Top Speed [km/h] (Section)	64.1 (400m)
Race State	Finished



IpswichProfessional  
Race 3: GREAT NORTHERN Maiden Handicap - 1350m  
10 January 2026 - 13:45  
Track Rating: Good 4, Weather: Overcast, Rail Position: True Entire Circuit



Section	Overall	1200m	1000m	800m	600m	400m	200m						
Section Times	1:21.51 [4] (0:11.58)	1:09.93 [4] (0:11.60)	0:58.33 [5] (0:11.78)	0:46.55 [6] (0:11.88)	0:34.67 [8] (0:11.68)	0:22.99 [6] (0:11.45)	0:11.54 [4] (0:11.54)						
Average Speed [km/h]	46.6	62.1	61.2	60.4	61.7	63.2	62.5						
Top Speed [km/h]	61.1	63.0	61.8	61.3	64.0	64.1	63.5						
Avg. Dist. to Rail [m]	0.8	1.1	0.3	0.4	0.2	2.5	7.3						
Avg. Stride Freq. [Hz]	2.2	2.2	2.1	2.1	2.1	2.2	2.2						
Avg. Stride Length [m]	5.9	7.7	7.8	7.8	7.6	7.9	7.9						





Horse/Jockey Name	Melaten
Final Rank	5
Fastest Section Time (Section)	0:11.30 (400m)
Top Speed [km/h] (Section)	63.7 (400m)
Race State	Finished



IpswichProfessional

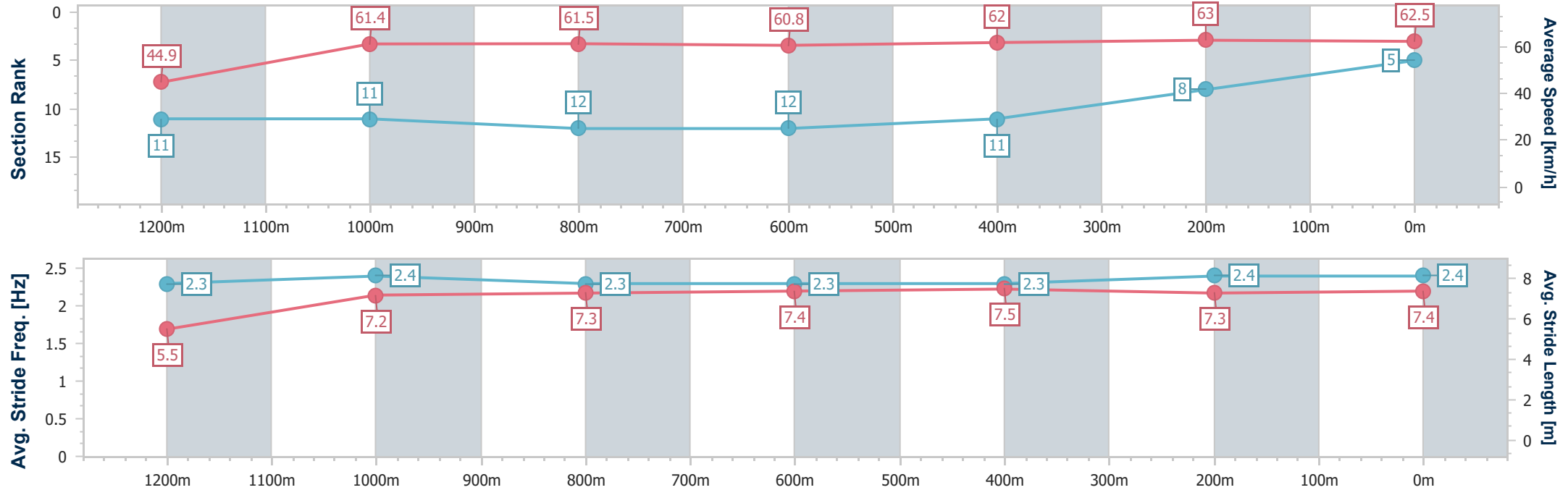
Race 3: GREAT NORTHERN Maiden Handicap - 1350m

10 January 2026 - 13:45

Track Rating: Good 4, Weather: Overcast, Rail Position: True Entire Circuit



Section	Overall	1200m	1000m	800m	600m	400m	200m						
Section Times	1:21.77 [5] (0:12.02)	1:09.75 [11] (0:11.77)	0:57.98 [11] (0:11.75)	0:46.23 [12] (0:11.85)	0:34.38 [12] (0:11.56)	0:22.82 [11] (0:11.30)	0:11.52 [8] (0:11.52)						
Average Speed [km/h]	44.9	61.4	61.5	60.8	62.0	63.0	62.5						
Top Speed [km/h]	61.5	62.2	62.3	62.5	63.3	63.7	63.6						
Avg. Dist. to Rail [m]	4.3	2.2	1.9	0.6	1.6	2.4	6.6						
Avg. Stride Freq. [Hz]	2.3	2.4	2.3	2.3	2.3	2.4	2.4						
Avg. Stride Length [m]	5.5	7.2	7.3	7.4	7.5	7.3	7.4						





Horse/Jockey Name	Pass The Peak
Final Rank	6
Fastest Section Time (Section)	0:11.33 (1200m)
Top Speed [km/h] (Section)	65.4 (1200m)
Race State	Finished



IpswichProfessional

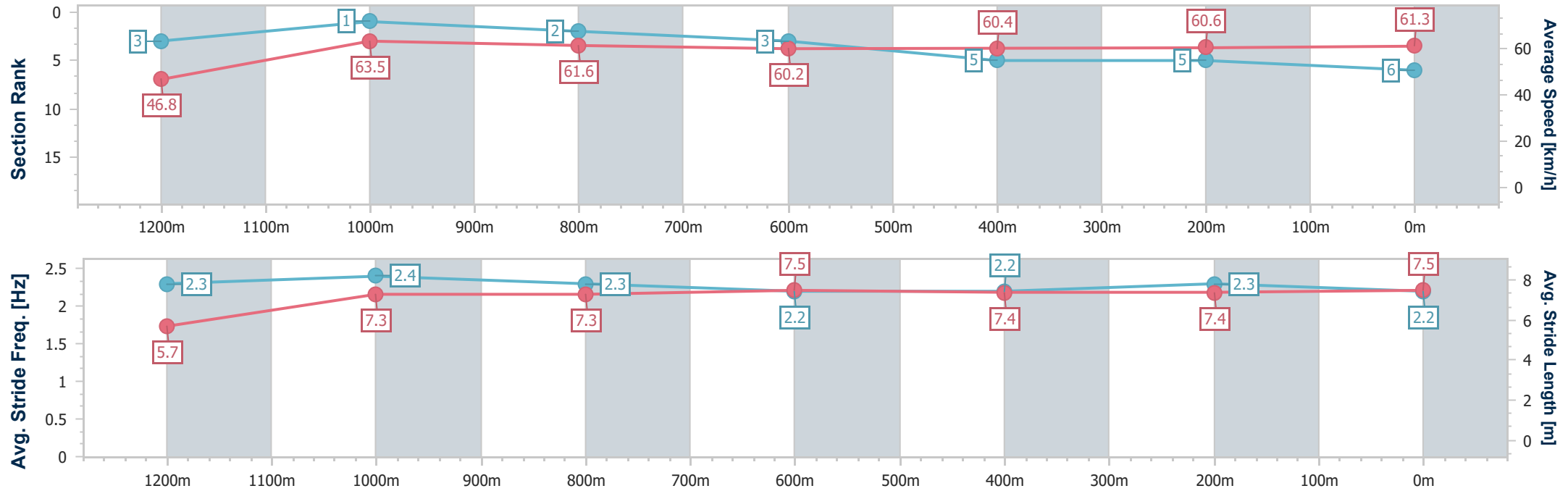
Race 3: GREAT NORTHERN Maiden Handicap - 1350m

10 January 2026 - 13:45

Track Rating: Good 4, Weather: Overcast, Rail Position: True Entire Circuit



Section	Overall	1200m	1000m	800m	600m	400m	200m						
Section Times	1:21.87 [6] (0:11.56)	1:10.31 [3] (0:11.33)	0:58.98 [1] (0:11.69)	0:47.29 [2] (0:11.88)	0:35.41 [3] (0:11.85)	0:23.56 [5] (0:11.81)	0:11.75 [5] (0:11.75)						
Average Speed [km/h]	46.8	63.5	61.6	60.2	60.4	60.6	61.3						
Top Speed [km/h]	63.9	65.4	63.1	61.3	62.1	62.0	62.0						
Avg. Dist. to Rail [m]	6.2	2.7	0.5	1.6	1.7	1.0	1.4						
Avg. Stride Freq. [Hz]	2.3	2.4	2.3	2.2	2.2	2.3	2.2						
Avg. Stride Length [m]	5.7	7.3	7.3	7.5	7.4	7.4	7.5						





Horse/Jockey Name	Jamcart
Final Rank	7
Fastest Section Time (Section)	0:11.54 (400m)
Top Speed [km/h] (Section)	63.6 (400m)
Race State	Finished



IpswichProfessional

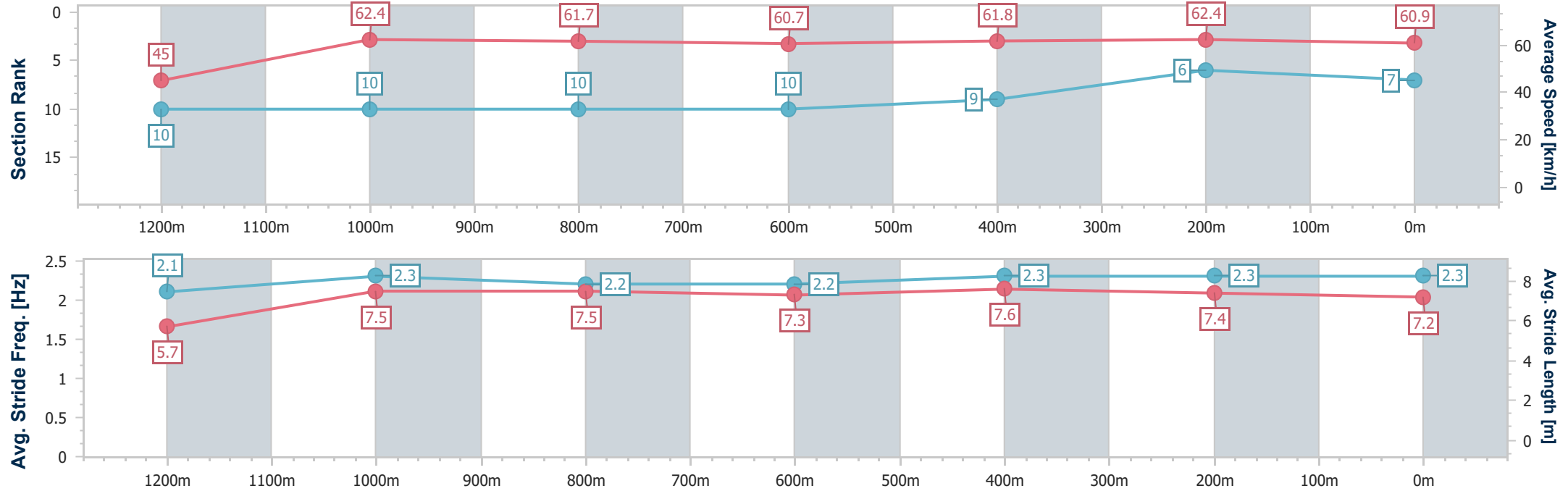
Race 3: GREAT NORTHERN Maiden Handicap - 1350m

10 January 2026 - 13:45

Track Rating: Good 4, Weather: Overcast, Rail Position: True Entire Circuit



Section	Overall	1200m	1000m	800m	600m	400m	200m						
Section Times	1:21.98 [7] (0:11.96)	1:10.02 [10] (0:11.58)	0:58.44 [10] (0:11.69)	0:46.75 [10] (0:11.84)	0:34.91 [10] (0:11.58)	0:23.33 [9] (0:11.54)	0:11.79 [6] (0:11.79)						
Average Speed [km/h]	45.0	62.4	61.7	60.7	61.8	62.4	60.9						
Top Speed [km/h]	62.7	63.3	62.4	61.2	63.0	63.6	63.2						
Avg. Dist. to Rail [m]	3.5	0.9	0.1	0.5	0.8	1.7	5.0						
Avg. Stride Freq. [Hz]	2.1	2.3	2.2	2.2	2.3	2.3	2.3						
Avg. Stride Length [m]	5.7	7.5	7.5	7.3	7.6	7.4	7.2						





Horse/Jockey Name	She's A Fizz
Final Rank	8
Fastest Section Time (Section)	0:11.46 (1200m)
Top Speed [km/h] (Section)	64.3 (1200m)
Race State	Finished



IpswichProfessional

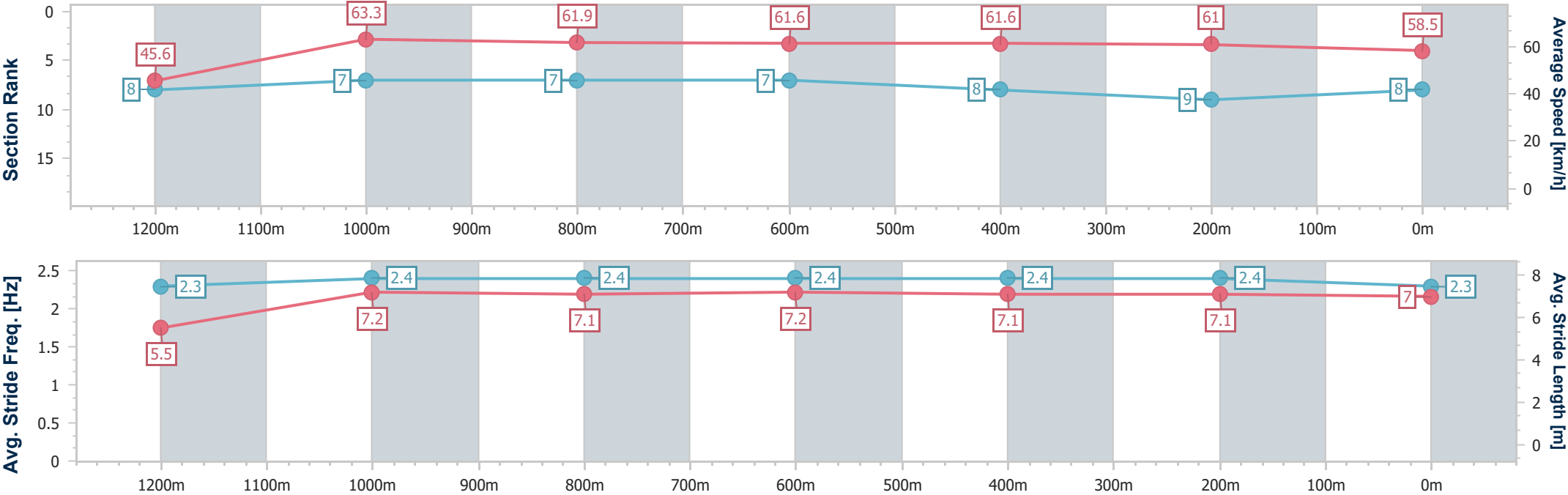
Race 3: GREAT NORTHERN Maiden Handicap - 1350m

10 January 2026 - 13:45

Track Rating: Good 4, Weather: Overcast, Rail Position: True Entire Circuit



Section	Overall	1200m	1000m	800m	600m	400m	200m						
Section Times	1:22.78 [8] (0:11.84)	1:10.94 [8] (0:11.46)	0:59.48 [7] (0:11.68)	0:47.80 [7] (0:11.78)	0:36.02 [7] (0:11.80)	0:24.22 [8] (0:11.97)	0:12.25 [9] (0:12.25)						
Average Speed [km/h]	45.6	63.3	61.9	61.6	61.6	61.0	58.5						
Top Speed [km/h]	63.1	64.3	64.3	62.0	61.9	61.8	60.1						
Avg. Dist. to Rail [m]	9.5	4.7	2.9	1.6	2.4	3.9	7.0						
Avg. Stride Freq. [Hz]	2.3	2.4	2.4	2.4	2.4	2.4	2.3						
Avg. Stride Length [m]	5.5	7.2	7.1	7.2	7.1	7.1	7.0						





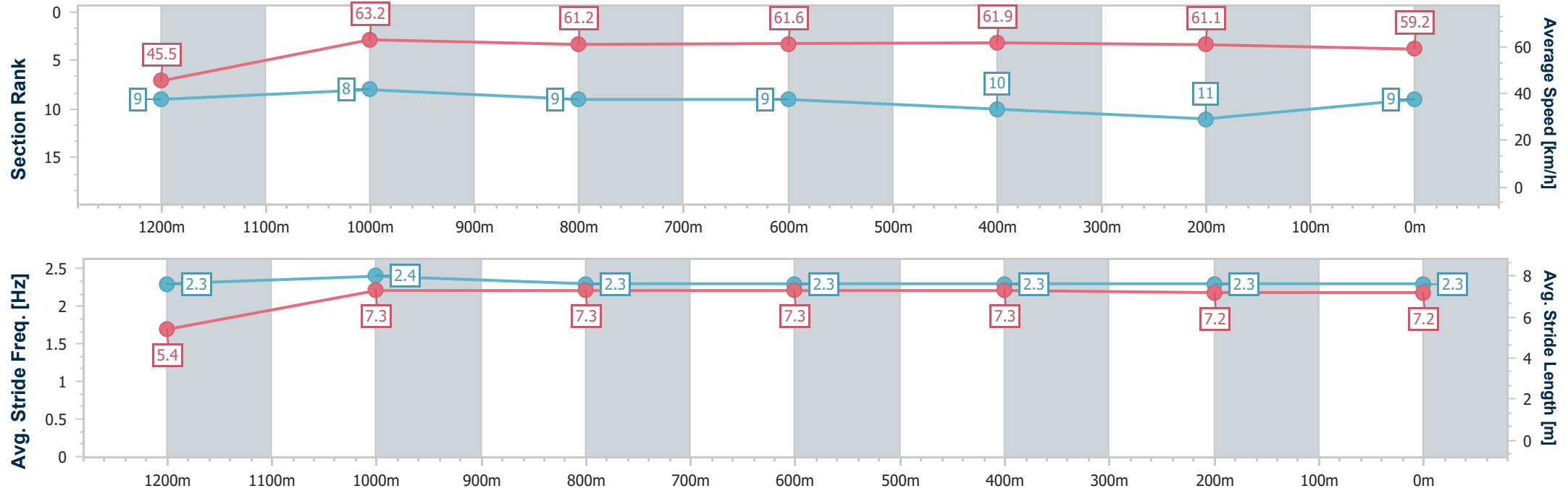
Horse/Jockey Name	Up Over'n Gone
Final Rank	9
Fastest Section Time (Section)	0:11.44 (1200m)
Top Speed [km/h] (Section)	63.8 (1200m)
Race State	Finished



IpswichProfessional  
Race 3: GREAT NORTHERN Maiden Handicap - 1350m  
10 January 2026 - 13:45  
Track Rating: Good 4, Weather: Overcast, Rail Position: True Entire Circuit



Section	Overall	1200m	1000m	800m	600m	400m	200m						
Section Times	1:22.81 [9] (0:11.93)	1:10.88 [9] (0:11.44)	0:59.44 [8] (0:11.84)	0:47.60 [9] (0:11.78)	0:35.82 [9] (0:11.74)	0:24.08 [10] (0:11.89)	0:12.19 [11] (0:12.19)						
Average Speed [km/h]	45.5	63.2	61.2	61.6	61.9	61.1	59.2						
Top Speed [km/h]	62.8	63.8	62.9	62.4	62.3	62.3	60.4						
Avg. Dist. to Rail [m]	6.9	3.6	2.5	1.9	2.5	4.4	8.3						
Avg. Stride Freq. [Hz]	2.3	2.4	2.3	2.3	2.3	2.3	2.3						
Avg. Stride Length [m]	5.4	7.3	7.3	7.3	7.3	7.2	7.2						



[ ] Ranking at each section and finish  
-.-.- No data available at this section  
NA No data available





Horse/Jockey Name	Icey
Final Rank	10
Fastest Section Time (Section)	0:11.60 (1000m)
Top Speed [km/h] (Section)	63.0 (1000m)
Race State	Finished



IpswichProfessional

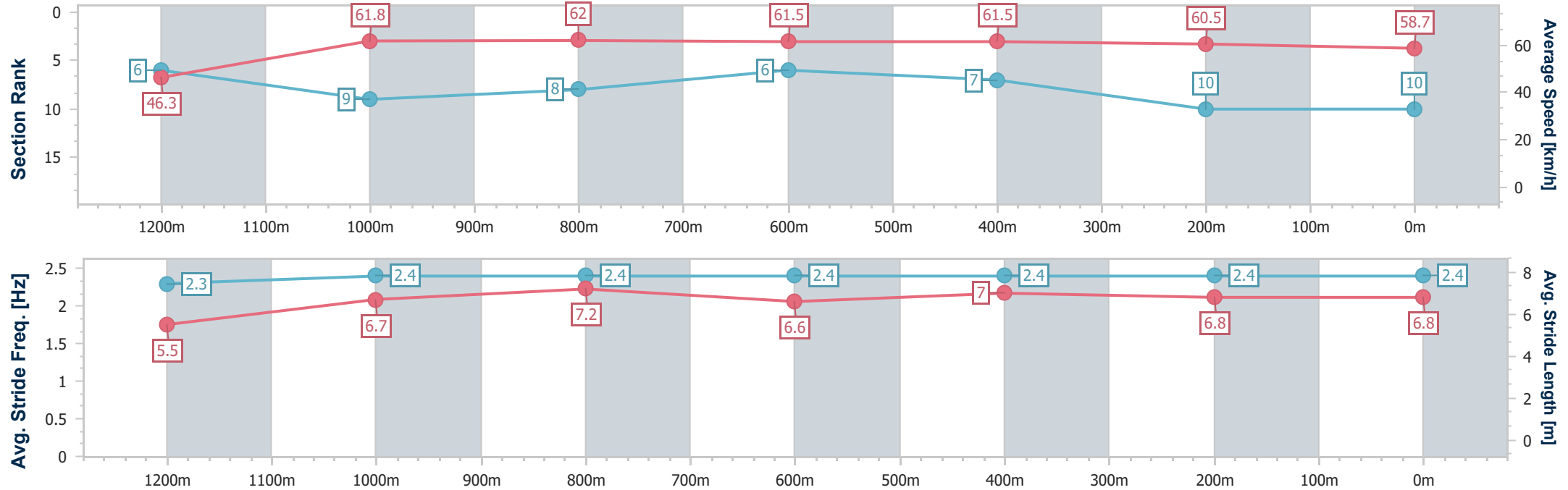
Race 3: GREAT NORTHERN Maiden Handicap - 1350m

10 January 2026 - 13:45

Track Rating: Good 4, Weather: Overcast, Rail Position: True Entire Circuit



Section	Overall	1200m	1000m	800m	600m	400m	200m						
Section Times	1:22.84 [10] (0:11.71)	1:11.13 [6] (0:11.71)	0:59.42 [9] (0:11.60)	0:47.82 [8] (0:11.74)	0:36.08 [6] (0:11.79)	0:24.29 [7] (0:12.04)	0:12.25 [10] (0:12.25)						
Average Speed [km/h]	46.3	61.8	62.0	61.5	61.5	60.5	58.7						
Top Speed [km/h]	62.1	62.7	63.0	62.5	62.1	61.6	60.8						
Avg. Dist. to Rail [m]	4.9	2.0	1.1	0.8	2.0	3.1	4.8						
Avg. Stride Freq. [Hz]	2.3	2.4	2.4	2.4	2.4	2.4	2.4						
Avg. Stride Length [m]	5.5	6.7	7.2	6.6	7.0	6.8	6.8						





Horse/Jockey Name	Bad Boy Boone
Final Rank	11
Fastest Section Time (Section)	0:11.45 (1000m)
Top Speed [km/h] (Section)	64.3 (1000m)
Race State	Finished



IpswichProfessional

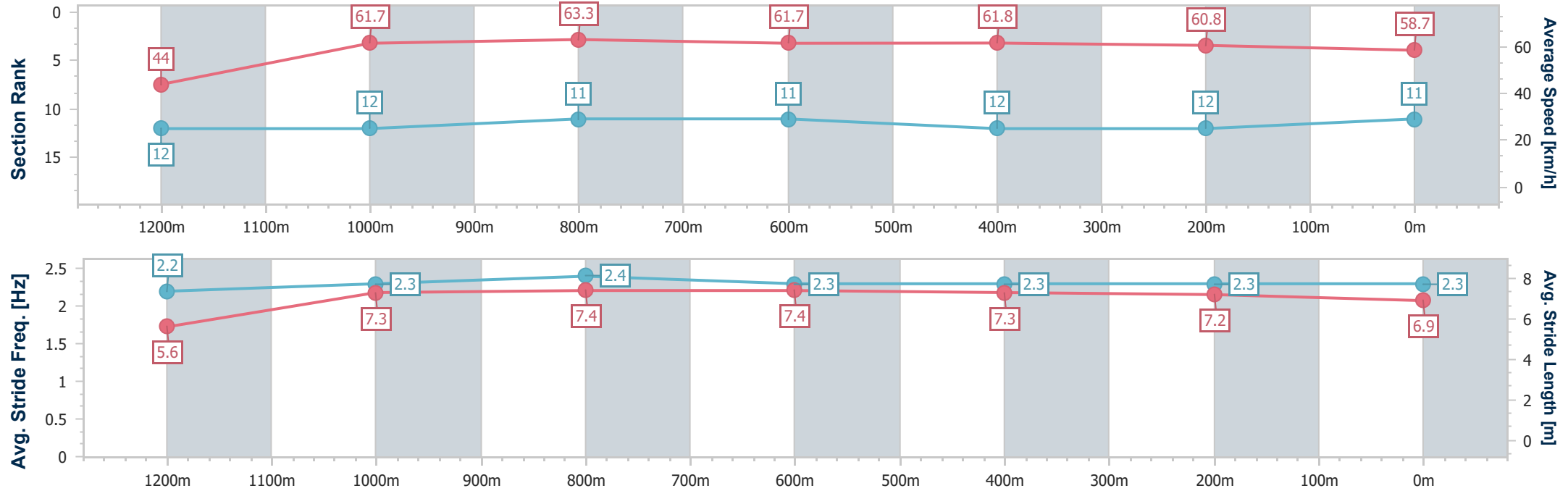
Race 3: GREAT NORTHERN Maiden Handicap - 1350m

10 January 2026 - 13:45

Track Rating: Good 4, Weather: Overcast, Rail Position: True Entire Circuit



Section	Overall	1200m	1000m	800m	600m	400m	200m						
Section Times	1:23.15 [11] (0:12.29)	1:10.86 [12] (0:11.71)	0:59.15 [12] (0:11.45)	0:47.70 [11] (0:11.76)	0:35.94 [11] (0:11.74)	0:24.20 [12] (0:11.97)	0:12.23 [12] (0:12.23)						
Average Speed [km/h]	44.0	61.7	63.3	61.7	61.8	60.8	58.7						
Top Speed [km/h]	60.5	62.9	64.3	62.5	62.8	62.1	60.4						
Avg. Dist. to Rail [m]	7.9	2.6	1.8	2.0	2.9	1.8	2.8						
Avg. Stride Freq. [Hz]	2.2	2.3	2.4	2.3	2.3	2.3	2.3						
Avg. Stride Length [m]	5.6	7.3	7.4	7.4	7.3	7.2	6.9						





Horse/Jockey Name	Fergus En Marche
Final Rank	12
Fastest Section Time (Section)	0:11.25 (1000m)
Top Speed [km/h] (Section)	65.8 (1000m)
Race State	Finished



IpswichProfessional

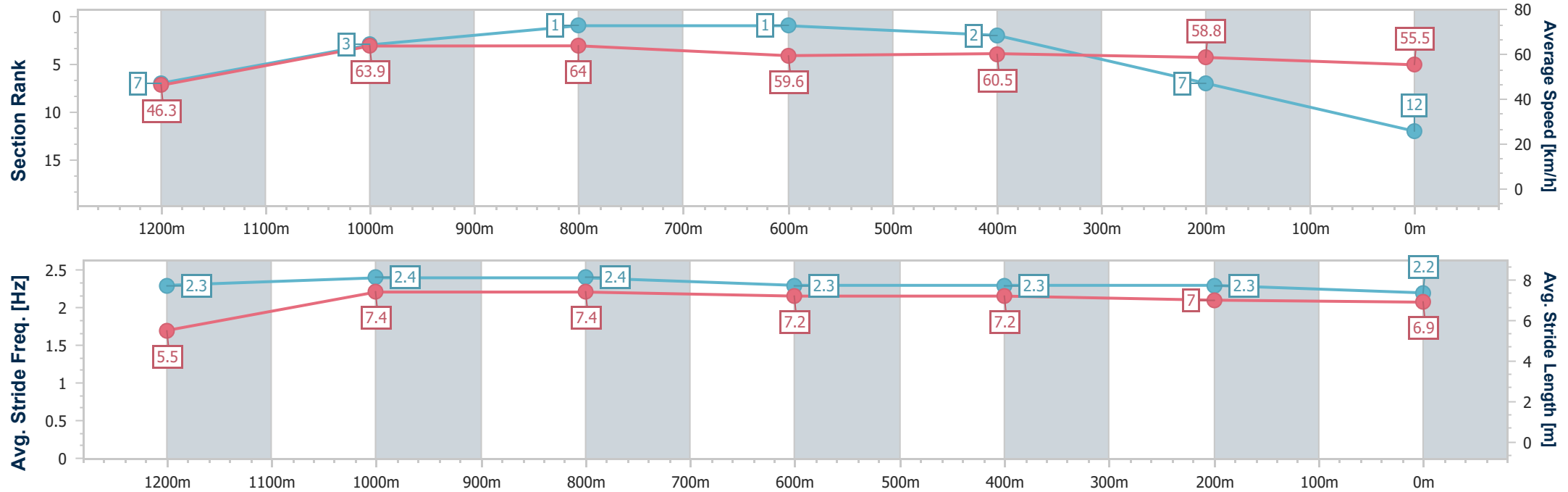
Race 3: GREAT NORTHERN Maiden Handicap - 1350m

10 January 2026 - 13:45

Track Rating: Good 4, Weather: Overcast, Rail Position: True Entire Circuit



Section	Overall	1200m	1000m	800m	600m	400m	200m						
Section Times	1:23.17 [12] (0:11.73)	1:11.44 [7] (0:11.28)	1:00.16 [3] (0:11.25)	0:48.91 [1] (0:12.01)	0:36.90 [1] (0:11.79)	0:25.11 [2] (0:12.15)	0:12.96 [7] (0:12.96)						
Average Speed [km/h]	46.3	63.9	64.0	59.6	60.5	58.8	55.5						
Top Speed [km/h]	63.5	65.3	65.8	61.7	61.0	60.3	58.1						
Avg. Dist. to Rail [m]	10.3	3.2	1.2	1.8	2.3	2.1	0.7						
Avg. Stride Freq. [Hz]	2.3	2.4	2.4	2.3	2.3	2.3	2.2						
Avg. Stride Length [m]	5.5	7.4	7.4	7.2	7.2	7.0	6.9						





# IpswichProfessional

## Race 4: IAN LEAVERS MEMORIAL BENCHMARK 62 Handicap - 2150m

10 January 2026 - 14:25



Track Rating: Good 4, Weather: Overcast, Rail Position: True Entire Circuit

Section						Overall	2000m	1800m	1600m	1400m	1200m	1000m	Last 600m	
Field Times						2:13.58 (0:11.97)	2:01.61 (0:11.19)	1:50.42 (0:11.75)	1:38.67 (0:12.68)	1:25.99 (0:12.62)	1:13.37 (0:12.90)	1:00.47 (0:12.39)	0:36.15	
Rank	TAB	Horse/Jockey	Barrier	Top Speed [km/h]	Fastest Section									Distance Travelled [m]
1	10	LOVEY DOVEY	3	63.9	0:11.43	2:13.58 [1]	2:01.17 [10]	1:49.74 [9]	1:37.90 [7]	1:25.14 [7]	1:12.48 [7]	0:59.43 [7]	0:35.14	
		Brandon Lerena		2000m	2000m	(0:12.41)	(0:11.43)	(0:11.84)	(0:12.76)	(0:12.66)	(0:13.05)	(0:12.45)		
2	5	ABOVEFORTY	2	64.9	0:11.30	2:13.59 [2]	2:01.29 [6]	1:49.99 [5]	1:38.16 [6]	1:25.47 [5]	1:12.83 [4]	0:59.93 [5]	0:35.48	-3
		Danny Peisley		2000m	2000m	(0:12.30)	(0:11.30)	(0:11.83)	(0:12.69)	(0:12.64)	(0:12.90)	(0:12.59)		
3	9	WILL IT SNOW	5	63.8	0:11.58	2:13.63 [3]	2:01.38 [5]	1:49.80 [8]	1:37.78 [8]	1:24.93 [8]	1:12.25 [8]	0:59.23 [8]	0:35.09	+4
		Jaden Lloyd		2000m	2000m	(0:12.25)	(0:11.58)	(0:12.02)	(0:12.85)	(0:12.68)	(0:13.02)	(0:12.28)		
4	1	DEMARCAY	1	65.5	0:11.14	2:13.69 [4]	2:01.67 [2]	1:50.53 [1]	1:38.78 [1]	1:26.10 [1]	1:13.48 [1]	1:00.58 [1]	0:36.26	-3
		Fiona Sandkuhl		2000m	2000m	(0:12.02)	(0:11.14)	(0:11.75)	(0:12.68)	(0:12.62)	(0:12.90)	(0:12.39)		
5	7	TECHNA	4	66.1	0:11.54	2:13.79 [5]	2:01.39 [9]	1:49.85 [10]	1:37.58 [10]	1:24.87 [10]	1:12.25 [9]	0:59.21 [9]	0:35.01	+0
		Harrison Shaw		2000m	2000m	(0:12.40)	(0:11.54)	(0:12.27)	(0:12.71)	(0:12.62)	(0:13.04)	(0:12.43)		
6	15	KEY COMPONENT	11	63.5	0:11.59	2:13.82 [6]	2:01.36 [11]	1:49.69 [11]	1:37.40 [11]	1:24.72 [11]	1:12.03 [11]	0:59.14 [12]	0:35.07	+5
		Dale Smith		600m	600m	(0:12.46)	(0:11.67)	(0:12.29)	(0:12.68)	(0:12.69)	(0:12.89)	(0:12.36)		
7	4	TEWKESBURY	10	65.9	0:11.14	2:14.23 [7]	2:01.91 [7]	1:50.77 [3]	1:38.96 [4]	1:26.53 [2]	1:13.71 [2]	1:00.87 [2]	0:36.51	+6
		Adin Thompson		2000m	2000m	(0:12.32)	(0:11.14)	(0:11.81)	(0:12.43)	(0:12.82)	(0:12.84)	(0:12.43)		
8	8	UP AND COMER	8	64.8	0:11.29	2:14.54 [8]	2:02.57 [1]	1:51.28 [2]	1:39.30 [3]	1:26.46 [4]	1:13.76 [5]	1:00.89 [4]	0:36.58	+5
		Damien Boche		2000m	2000m	(0:11.97)	(0:11.29)	(0:11.98)	(0:12.84)	(0:12.70)	(0:12.87)	(0:12.42)		
9	6	GOOD PHILLY	12	63.9	0:11.58	2:14.72 [9]	2:02.62 [3]	1:51.03 [7]	1:38.62 [9]	1:25.80 [9]	1:13.08 [10]	1:00.10 [10]	0:36.06	+15
		Corey Sutherland		600m	600m	(0:12.10)	(0:11.59)	(0:12.41)	(0:12.82)	(0:12.72)	(0:12.98)	(0:12.25)		
10	13	CHANGE THE DEEL	6	64.2	0:11.51	2:15.36 [10]	2:03.23 [4]	1:51.72 [6]	1:39.94 [5]	1:27.09 [6]	1:14.44 [6]	1:01.45 [6]	0:37.03	+2
		Sean Cormack		2000m	2000m	(0:12.13)	(0:11.51)	(0:11.78)	(0:12.85)	(0:12.65)	(0:12.99)	(0:12.49)		

Scratched: Papal Miss (#12), Pleadeel (#14), Enterprise Private (#2)

Report Created: Sat 10 January 2026 14:45 GMT+1 (Note: Timing is based on position data)

Page 1/16

[ ] Ranking at each section and finish  
-:-:- No data available at this section  
NA No data available

SCN Saddle cloth number  
DNF Did not finish  
DNT Did not track

data processed by  TRIPLESDATA



# IpswichProfessional

## Race 4: IAN LEAVERS MEMORIAL BENCHMARK 62 Handicap - 2150m

10 January 2026 - 14:25



Track Rating: Good 4, Weather: Overcast, Rail Position: True Entire Circuit

Section						Overall	2000m	1800m	1600m	1400m	1200m	1000m	Last 600m	
Field Times						2:13.58 (0:11.97)	2:01.61 (0:11.19)	1:50.42 (0:11.75)	1:38.67 (0:12.68)	1:25.99 (0:12.62)	1:13.37 (0:12.90)	1:00.47 (0:12.39)	0:36.15	
Rank	TAB	Horse/Jockey	Barrier	Top Speed [km/h]	Fastest Section									Distance Travelled [m]
11	3	LOYALTY COUNTS	7	66.3	0:11.10	2:16.32 [11]	2:03.95 [8]	1:52.85 [4]	1:41.28 [2]	1:28.45 [3]	1:15.77 [3]	1:02.91 [3]	0:38.35	+0
		Karl Zechner		2000m	2000m	(0:12.37)	(0:11.10)	(0:11.57)	(0:12.83)	(0:12.68)	(0:12.86)	(0:12.58)		
12	11	JIMMY NAILS	9	64.3	0:11.74	2:16.75 [12]	2:04.09 [12]	1:52.35 [12]	1:40.12 [12]	1:27.62 [12]	1:14.77 [12]	1:02.09 [11]	0:38.21	+11
		Dylan Turner		2000m	2000m	(0:12.66)	(0:11.74)	(0:12.23)	(0:12.50)	(0:12.85)	(0:12.68)	(0:12.00)		

Scratched: Papal Miss (#12), Pleadeel (#14), Enterprise Private (#2)



# IpswichProfessional

## Race 4: IAN LEAVERS MEMORIAL BENCHMARK 62 Handicap - 2150m

10 January 2026 - 14:25



Track Rating: Good 4, Weather: Overcast, Rail Position: True Entire Circuit

Section		Field Times				800m	600m	400m	200m	Last 600m	
						0:48.08 (0:11.93)	0:36.15 (0:11.81)	0:24.34 (0:12.12)	0:12.22 (0:12.22)	0:36.15	
Rank	TAB	Horse/Jockey	Barrier	Top Speed [km/h]	Fastest Section	Margin					Distance Travelled [m]
1	10	LOVEY DOVEY	3	63.9	0:11.43	0:46.98 [7]	0:35.14 [7]	0:23.48 [6]	0:11.76 [3]	2:13.58	0:35.14
		Brandon Lerena		2000m	2000m	(0:11.84)	(0:11.66)	(0:11.72)	(0:11.76)		
2	5	ABOVEFORTY	2	64.9	0:11.30	0:47.34 [5]	0:35.48 [5]	0:23.68 [4]	0:11.94 [2]	0.03L	0:35.48 -3
		Danny Peisley		2000m	2000m	(0:11.86)	(0:11.80)	(0:11.74)	(0:11.94)		
3	9	WILL IT SNOW	5	63.8	0:11.58	0:46.95 [9]	0:35.09 [9]	0:23.43 [7]	0:11.81 [5]	0.25L	0:35.09 +4
		Jaden Lloyd		2000m	2000m	(0:11.86)	(0:11.66)	(0:11.62)	(0:11.81)		
4	1	DEMARCA Y	1	65.5	0:11.14	0:48.19 [1]	0:36.26 [1]	0:24.45 [1]	0:12.33 [1]	0.65L	0:36.26 -3
		Fiona Sandkuhl		2000m	2000m	(0:11.93)	(0:11.81)	(0:12.12)	(0:12.33)		
5	7	TECHNA	4	66.1	0:11.54	0:46.78 [11]	0:35.01 [12]	0:23.35 [11]	0:11.77 [8]	1.18L	0:35.01 +0
		Harrison Shaw		2000m	2000m	(0:11.77)	(0:11.66)	(0:11.58)	(0:11.77)		
6	15	KEY COMPONENT	11	63.5	0:11.59	0:46.78 [12]	0:35.07 [11]	0:23.48 [10]	0:11.82 [6]	1.36L	0:35.07 +5
		Dale Smith		600m	600m	(0:11.71)	(0:11.59)	(0:11.66)	(0:11.82)		
7	4	TEWKESBURY	10	65.9	0:11.14	0:48.44 [2]	0:36.51 [2]	0:24.56 [2]	0:12.41 [4]	3.8L	0:36.51 +6
		Adin Thompson		2000m	2000m	(0:11.93)	(0:11.95)	(0:12.15)	(0:12.41)		
8	8	UP AND COMER	8	64.8	0:11.29	0:48.47 [4]	0:36.58 [3]	0:24.67 [3]	0:12.54 [7]	5.64L	0:36.58 +5
		Damien Boche		2000m	2000m	(0:11.89)	(0:11.91)	(0:12.13)	(0:12.54)		
9	6	GOOD PHILLY	12	63.9	0:11.58	0:47.85 [10]	0:36.06 [10]	0:24.48 [8]	0:12.39 [9]	6.69L	0:36.06 +15
		Corey Sutherland		600m	600m	(0:11.79)	(0:11.58)	(0:12.09)	(0:12.39)		
10	13	CHANGE THE DEEL	6	64.2	0:11.51	0:48.96 [6]	0:37.03 [6]	0:25.03 [9]	0:12.69 [11]	10.45L	0:37.03 +2
		Sean Cormack		2000m	2000m	(0:11.93)	(0:12.00)	(0:12.34)	(0:12.69)		

Scratched: Papal Miss (#12), Pleadeel (#14), Enterprise Private (#2)

Report Created: Sat 10 January 2026 14:45 GMT+1 (Note: Timing is based on position data)

Page 3/16

[ ] Ranking at each section and finish  
-:-:- No data available at this section  
NA No data available

SCN Saddle cloth number  
DNF Did not finish  
DNT Did not track

data processed by  TRIPLESDATA



# IpswichProfessional

## Race 4: IAN LEAVERS MEMORIAL BENCHMARK 62 Handicap - 2150m

10 January 2026 - 14:25



Track Rating: Good 4, Weather: Overcast, Rail Position: True Entire Circuit

Section						800m	600m	400m	200m	Last 600m		
Field Times						0:48.08 (0:11.93)	0:36.15 (0:11.81)	0:24.34 (0:12.12)	0:12.22 (0:12.22)	0:36.15		
Rank	TAB	Horse/Jockey	Barrier	Top Speed [km/h]	Fastest Section					Margin		
11	3	LOYALTY COUNTS	7	66.3	0:11.10	0:50.33 [3]	0:38.35 [4]	0:26.32 [5]	0:13.68 [10]	16.07L	0:38.35	+0
		Karl Zechner		2000m	2000m	(0:11.98)	(0:12.03)	(0:12.64)	(0:13.68)			
12	11	JIMMY NAILS	9	64.3	0:11.74	0:50.09 [8]	0:38.21 [8]	0:26.09 [12]	0:13.70 [12]	18.62L	0:38.21	+11
		Dylan Turner		2000m	2000m	(0:11.88)	(0:12.12)	(0:12.39)	(0:13.70)			

Scratched: Papal Miss (#12), Pleadeel (#14), Enterprise Private (#2)



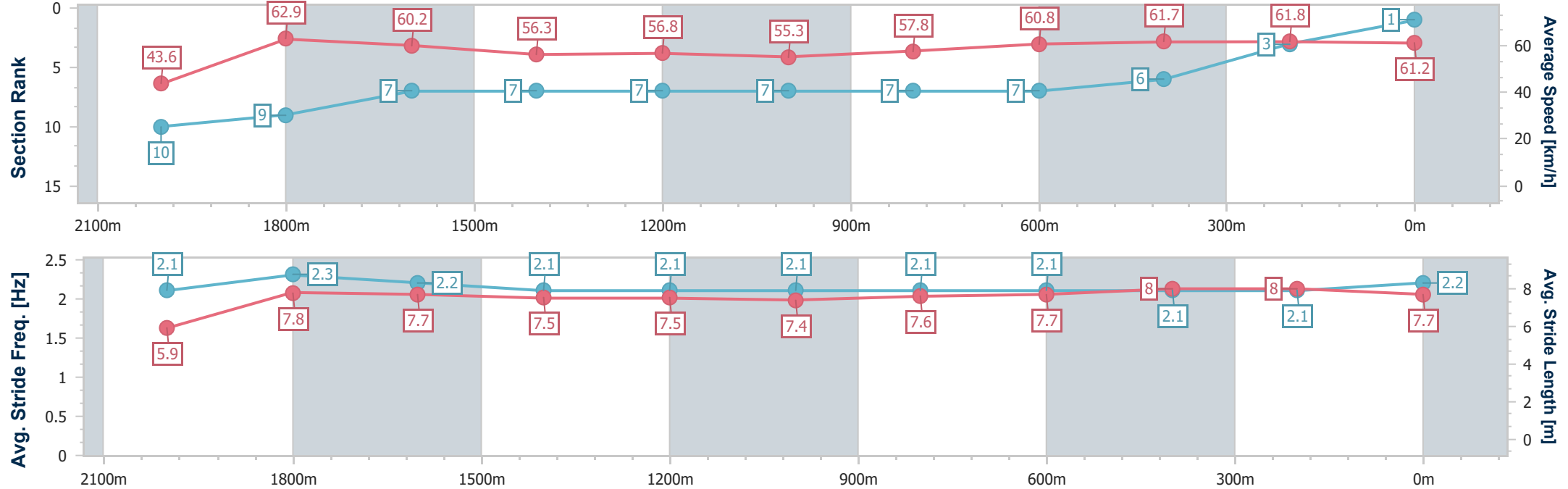
Horse/Jockey Name	Lovey Dovey
Final Rank	1
Fastest Section Time (Section)	0:11.43 (2000m)
Top Speed [km/h] (Section)	63.9 (2000m)
Race State	Finished



IpswichProfessional  
Race 4: IAN LEAVERS MEMORIAL BENCHMARK 62 Handicap - 2150m  
10 January 2026 - 14:25  
Track Rating: Good 4, Weather: Overcast, Rail Position: True Entire Circuit



Section	Overall	2000m	1800m	1600m	1400m	1200m	1000m	800m	600m	400m	200m		
Section Times	2:13.58 [1] (0:12.41)	2:01.17 [10] (0:11.43)	1:49.74 [9] (0:11.84)	1:37.90 [7] (0:12.76)	1:25.14 [7] (0:12.66)	1:12.48 [7] (0:13.05)	0:59.43 [7] (0:12.45)	0:46.98 [7] (0:11.84)	0:35.14 [7] (0:11.66)	0:23.48 [6] (0:11.72)	0:11.76 [3] (0:11.76)		
Average Speed [km/h]	43.6	62.9	60.2	56.3	56.8	55.3	57.8	60.8	61.7	61.8	61.2		
Top Speed [km/h]	62.2	63.9	63.7	59.1	58.7	55.9	58.9	61.6	62.4	62.1	62.3		
Avg. Dist. to Rail [m]	4.7	0.5	1.2	0.3	0.2	0.3	0.2	0.2	0.4	1.6	2.8		
Avg. Stride Freq. [Hz]	2.1	2.3	2.2	2.1	2.1	2.1	2.1	2.1	2.1	2.1	2.2		
Avg. Stride Length [m]	5.9	7.8	7.7	7.5	7.5	7.4	7.6	7.7	8.0	8.0	7.7		







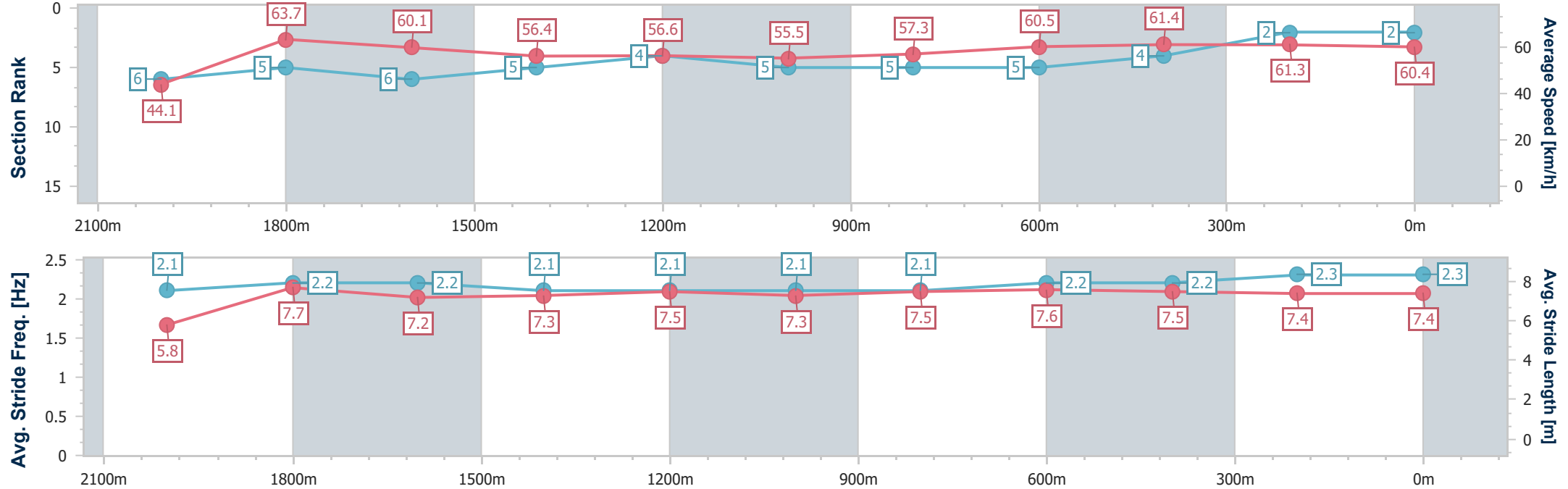
Horse/Jockey Name	Aboveforty
Final Rank	2
Fastest Section Time (Section)	0:11.30 (2000m)
Top Speed [km/h] (Section)	64.9 (2000m)
Race State	Finished



IpswichProfessional  
Race 4: IAN LEAVERS MEMORIAL BENCHMARK 62 Handicap - 2150m  
10 January 2026 - 14:25  
Track Rating: Good 4, Weather: Overcast, Rail Position: True Entire Circuit



Section	Overall	2000m	1800m	1600m	1400m	1200m	1000m	800m	600m	400m	200m		
Section Times	2:13.59 [2] (0:12.30)	2:01.29 [6] (0:11.30)	1:49.99 [5] (0:11.83)	1:38.16 [6] (0:12.69)	1:25.47 [5] (0:12.64)	1:12.83 [4] (0:12.90)	0:59.93 [5] (0:12.59)	0:47.34 [5] (0:11.86)	0:35.48 [5] (0:11.80)	0:23.68 [4] (0:11.74)	0:11.94 [2] (0:11.94)		
Average Speed [km/h]	44.1	63.7	60.1	56.4	56.6	55.5	57.3	60.5	61.4	61.3	60.4		
Top Speed [km/h]	60.4	64.9	63.3	59.3	58.4	56.3	59.1	61.7	62.3	62.9	62.0		
Avg. Dist. to Rail [m]	2.9	0.8	1.5	1.9	1.7	0.8	0.2	0.2	1.0	1.0	1.5		
Avg. Stride Freq. [Hz]	2.1	2.2	2.2	2.1	2.1	2.1	2.1	2.2	2.2	2.3	2.3		
Avg. Stride Length [m]	5.8	7.7	7.2	7.3	7.5	7.3	7.5	7.6	7.5	7.4	7.4		



[ ] Ranking at each section and finish  
- - - - No data available at this section  
NA No data available



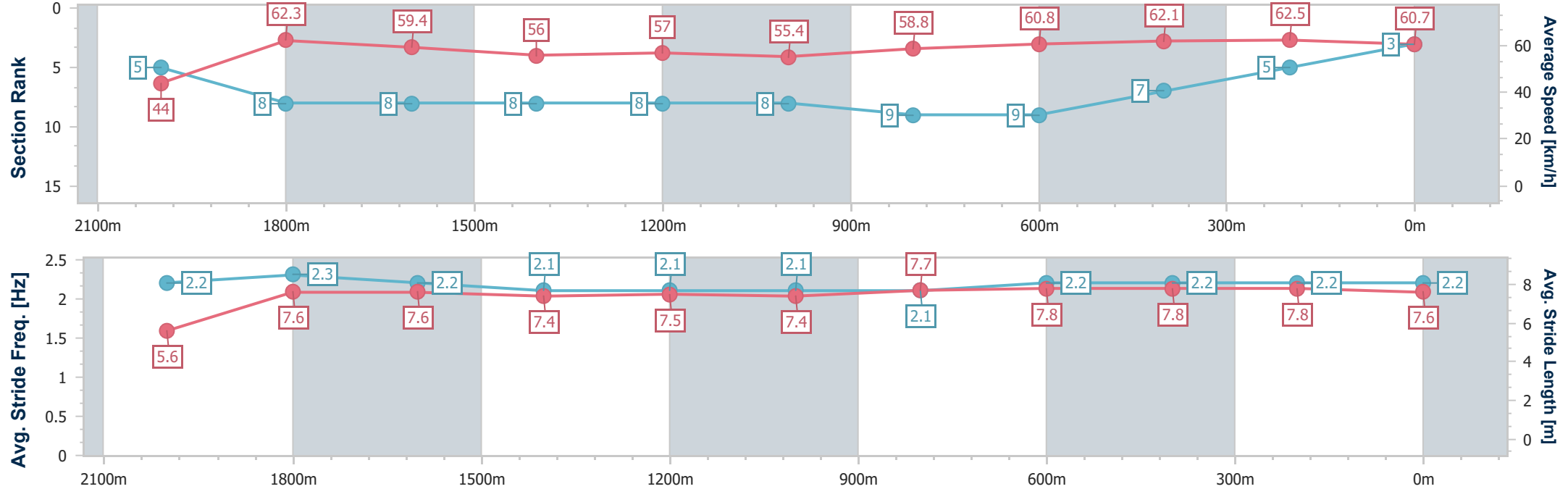
Horse/Jockey Name	Will It Snow
Final Rank	3
Fastest Section Time (Section)	0:11.58 (2000m)
Top Speed [km/h] (Section)	63.8 (2000m)
Race State	Finished



IpswichProfessional  
Race 4: IAN LEAVERS MEMORIAL BENCHMARK 62 Handicap - 2150m  
10 January 2026 - 14:25  
Track Rating: Good 4, Weather: Overcast, Rail Position: True Entire Circuit



Section	Overall	2000m	1800m	1600m	1400m	1200m	1000m	800m	600m	400m	200m		
Section Times	2:13.63 [3] (0:12.25)	2:01.38 [5] (0:11.58)	1:49.80 [8] (0:12.02)	1:37.78 [8] (0:12.85)	1:24.93 [8] (0:12.68)	1:12.25 [8] (0:13.02)	0:59.23 [8] (0:12.28)	0:46.95 [9] (0:11.86)	0:35.09 [9] (0:11.66)	0:23.43 [7] (0:11.62)	0:11.81 [5] (0:11.81)		
Average Speed [km/h]	44.0	62.3	59.4	56.0	57.0	55.4	58.8	60.8	62.1	62.5	60.7		
Top Speed [km/h]	60.7	63.8	61.8	58.4	59.4	57.8	60.1	61.7	63.2	63.7	62.3		
Avg. Dist. to Rail [m]	4.4	0.4	0.8	0.5	0.3	1.0	0.9	0.7	1.9	1.8	3.2		
Avg. Stride Freq. [Hz]	2.2	2.3	2.2	2.1	2.1	2.1	2.1	2.2	2.2	2.2	2.2		
Avg. Stride Length [m]	5.6	7.6	7.6	7.4	7.5	7.4	7.7	7.8	7.8	7.8	7.6		





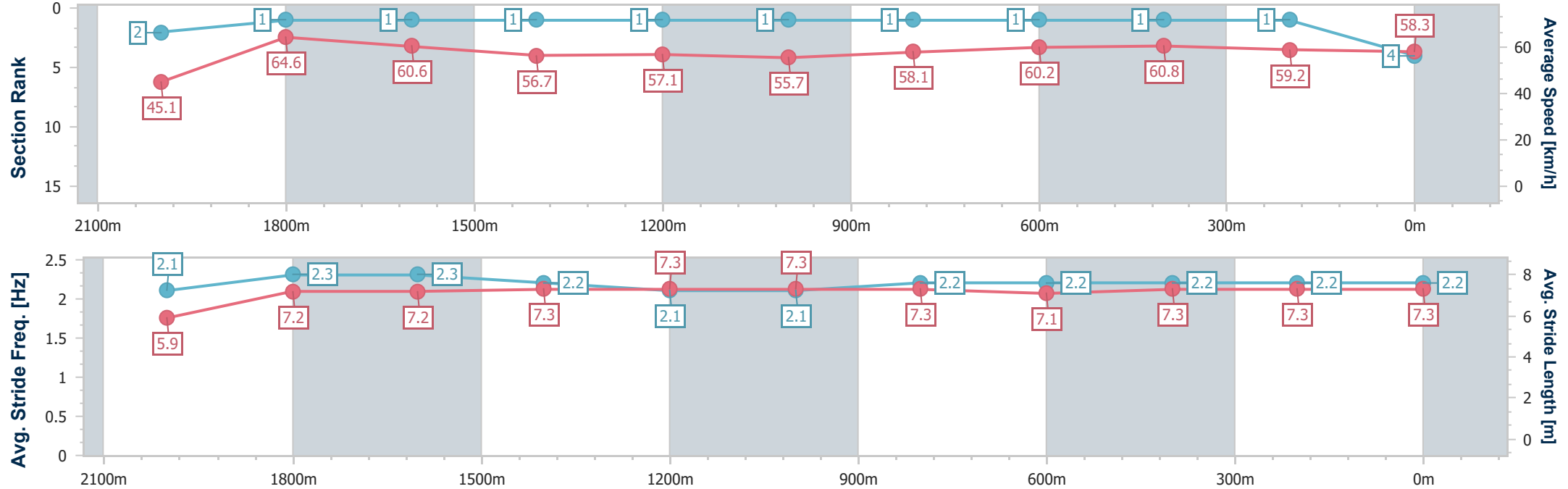
Horse/Jockey Name	Demarcay
Final Rank	4
Fastest Section Time (Section)	0:11.14 (2000m)
Top Speed [km/h] (Section)	65.5 (2000m)
Race State	Finished



IpswichProfessional  
Race 4: IAN LEAVERS MEMORIAL BENCHMARK 62 Handicap - 2150m  
10 January 2026 - 14:25  
Track Rating: Good 4, Weather: Overcast, Rail Position: True Entire Circuit



Section	Overall	2000m	1800m	1600m	1400m	1200m	1000m	800m	600m	400m	200m		
Section Times	2:13.69 [4] (0:12.02)	2:01.67 [2] (0:11.14)	1:50.53 [1] (0:11.75)	1:38.78 [1] (0:12.68)	1:26.10 [1] (0:12.62)	1:13.48 [1] (0:12.90)	1:00.58 [1] (0:12.39)	0:48.19 [1] (0:11.93)	0:36.26 [1] (0:11.81)	0:24.45 [1] (0:12.12)	0:12.33 [1] (0:12.33)		
Average Speed [km/h]	45.1	64.6	60.6	56.7	57.1	55.7	58.1	60.2	60.8	59.2	58.3		
Top Speed [km/h]	63.0	65.5	63.9	58.8	57.7	56.6	58.9	61.1	61.5	60.3	59.0		
Avg. Dist. to Rail [m]	2.2	1.0	1.3	0.3	0.2	0.1	0.1	0.6	0.9	0.9	0.3		
Avg. Stride Freq. [Hz]	2.1	2.3	2.3	2.2	2.1	2.1	2.2	2.2	2.2	2.2	2.2		
Avg. Stride Length [m]	5.9	7.2	7.2	7.3	7.3	7.3	7.3	7.1	7.3	7.3	7.3		





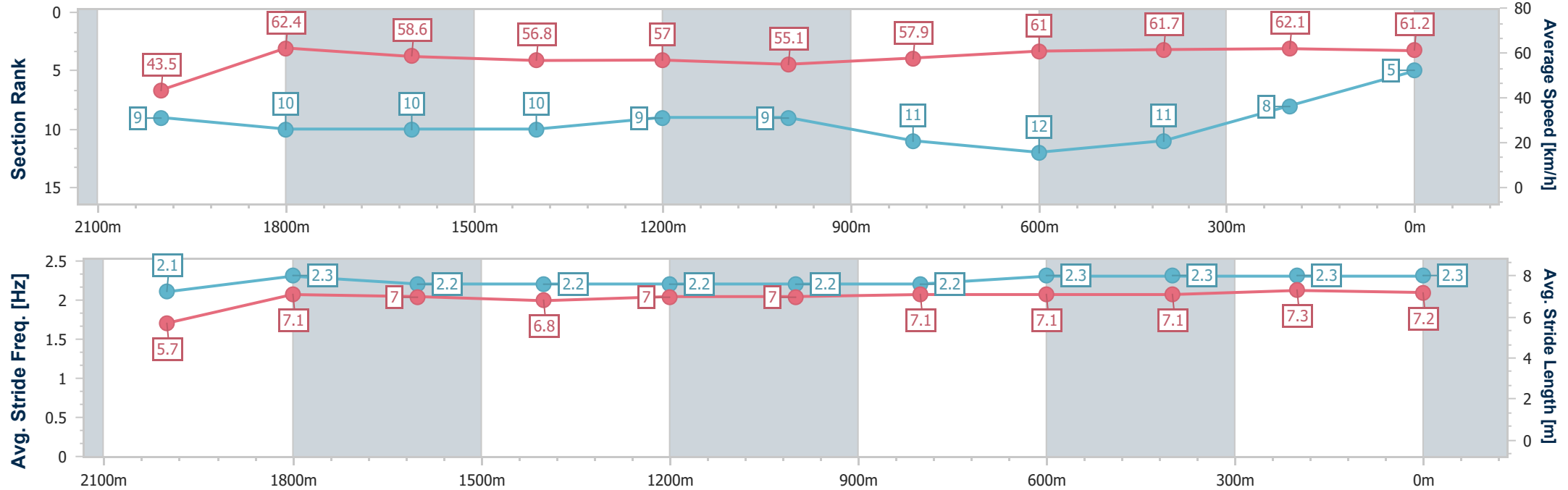
Horse/Jockey Name	Techna
Final Rank	5
Fastest Section Time (Section)	0:11.54 (2000m)
Top Speed [km/h] (Section)	66.1 (2000m)
Race State	Finished



IpswichProfessional  
Race 4: IAN LEAVERS MEMORIAL BENCHMARK 62 Handicap - 2150m  
10 January 2026 - 14:25  
Track Rating: Good 4, Weather: Overcast, Rail Position: True Entire Circuit



Section	Overall	2000m	1800m	1600m	1400m	1200m	1000m	800m	600m	400m	200m		
Section Times	2:13.79 [5] (0:12.40)	2:01.39 [9] (0:11.54)	1:49.85 [10] (0:12.27)	1:37.58 [10] (0:12.71)	1:24.87 [10] (0:12.62)	1:12.25 [9] (0:13.04)	0:59.21 [9] (0:12.43)	0:46.78 [11] (0:11.77)	0:35.01 [12] (0:11.66)	0:23.35 [11] (0:11.58)	0:11.77 [8] (0:11.77)		
Average Speed [km/h]	43.5	62.4	58.6	56.8	57.0	55.1	57.9	61.0	61.7	62.1	61.2		
Top Speed [km/h]	60.9	66.1	60.9	59.5	59.1	58.1	58.9	62.7	63.0	63.7	63.0		
Avg. Dist. to Rail [m]	5.1	0.7	0.3	0.2	0.2	0.2	0.1	0.2	0.7	0.6	0.7		
Avg. Stride Freq. [Hz]	2.1	2.3	2.2	2.2	2.2	2.2	2.2	2.3	2.3	2.3	2.3		
Avg. Stride Length [m]	5.7	7.1	7.0	6.8	7.0	7.0	7.1	7.1	7.1	7.3	7.2		





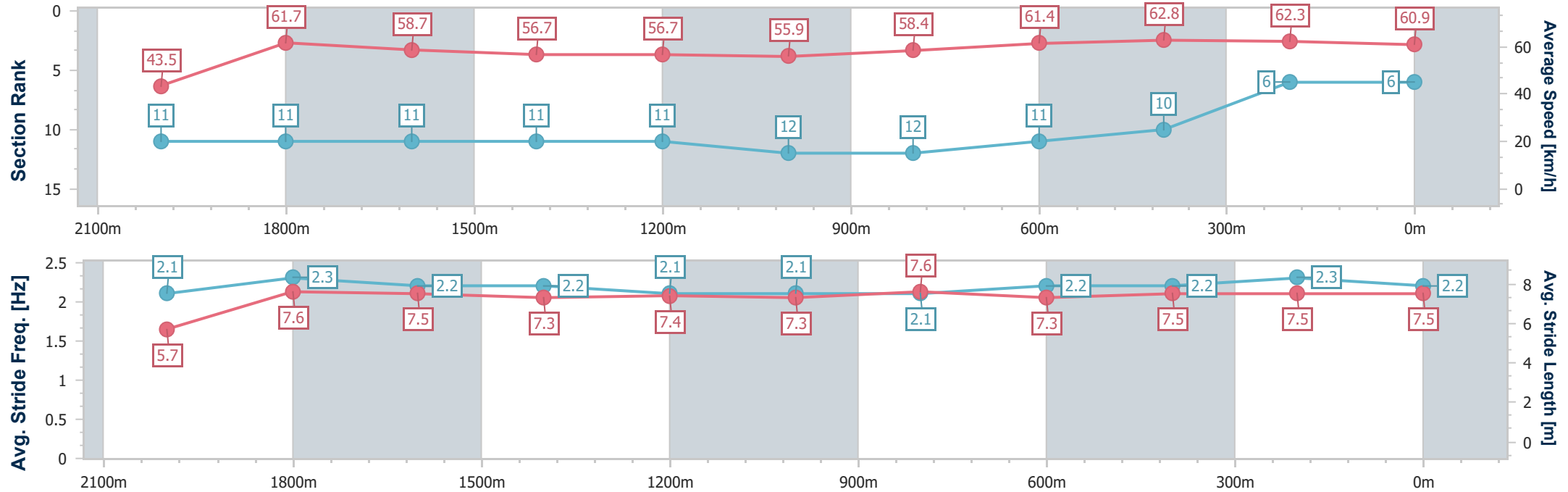
Horse/Jockey Name	Key Component
Final Rank	6
Fastest Section Time (Section)	0:11.59 (600m)
Top Speed [km/h] (Section)	63.5 (600m)
Race State	Finished



IpswichProfessional  
Race 4: IAN LEAVERS MEMORIAL BENCHMARK 62 Handicap - 2150m  
10 January 2026 - 14:25  
Track Rating: Good 4, Weather: Overcast, Rail Position: True Entire Circuit



Section	Overall	2000m	1800m	1600m	1400m	1200m	1000m	800m	600m	400m	200m		
Section Times	2:13.82 [6] (0:12.46)	2:01.36 [11] (0:11.67)	1:49.69 [11] (0:12.29)	1:37.40 [11] (0:12.68)	1:24.72 [11] (0:12.69)	1:12.03 [11] (0:12.89)	0:59.14 [12] (0:12.36)	0:46.78 [12] (0:11.71)	0:35.07 [11] (0:11.59)	0:23.48 [10] (0:11.66)	0:11.82 [6] (0:11.82)		
Average Speed [km/h]	43.5	61.7	58.7	56.7	56.7	55.9	58.4	61.4	62.8	62.3	60.9		
Top Speed [km/h]	61.9	62.9	61.6	58.9	59.5	59.1	60.0	63.1	63.5	62.8	62.4		
Avg. Dist. to Rail [m]	10.9	2.1	0.3	0.5	0.1	0.2	0.2	0.6	1.9	2.9	4.5		
Avg. Stride Freq. [Hz]	2.1	2.3	2.2	2.2	2.1	2.1	2.1	2.2	2.2	2.3	2.2		
Avg. Stride Length [m]	5.7	7.6	7.5	7.3	7.4	7.3	7.6	7.3	7.5	7.5	7.5		





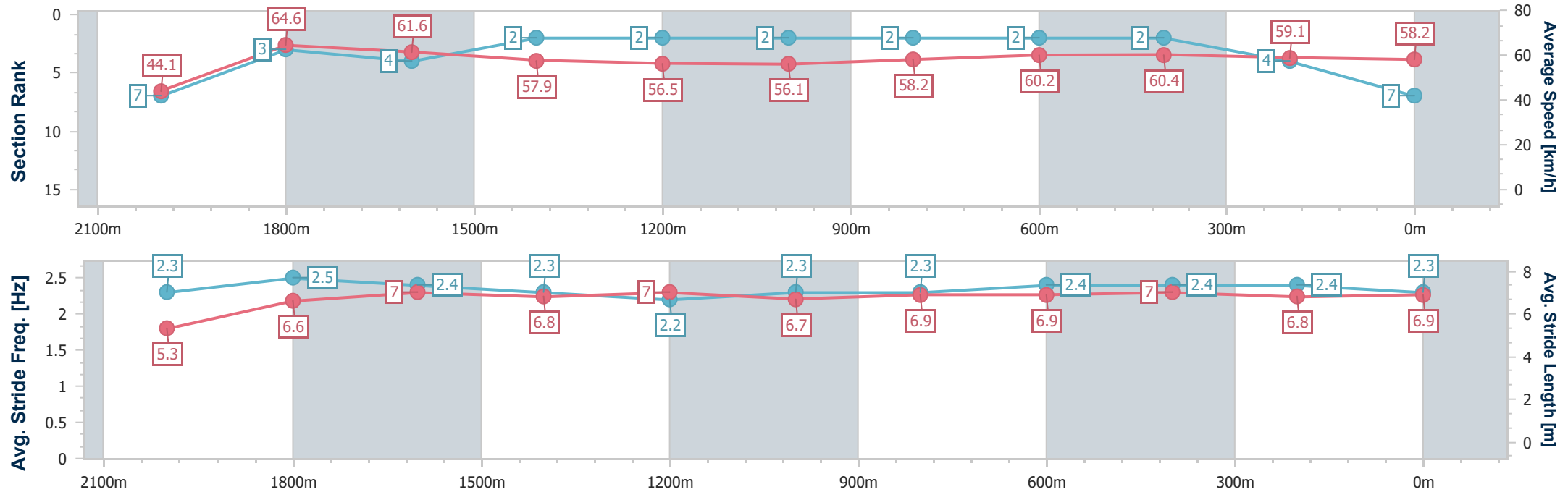
Horse/Jockey Name	Tewkesbury
Final Rank	7
Fastest Section Time (Section)	0:11.14 (2000m)
Top Speed [km/h] (Section)	65.9 (2000m)
Race State	Finished



IpswichProfessional  
Race 4: IAN LEAVERS MEMORIAL BENCHMARK 62 Handicap - 2150m  
10 January 2026 - 14:25  
Track Rating: Good 4, Weather: Overcast, Rail Position: True Entire Circuit



Section	Overall	2000m	1800m	1600m	1400m	1200m	1000m	800m	600m	400m	200m		
Section Times	2:14.23 [7] (0:12.32)	2:01.91 [7] (0:11.14)	1:50.77 [3] (0:11.81)	1:38.96 [4] (0:12.43)	1:26.53 [2] (0:12.82)	1:13.71 [2] (0:12.84)	1:00.87 [2] (0:12.43)	0:48.44 [2] (0:11.93)	0:36.51 [2] (0:11.95)	0:24.56 [2] (0:12.15)	0:12.41 [4] (0:12.41)		
Average Speed [km/h]	44.1	64.6	61.6	57.9	56.5	56.1	58.2	60.2	60.4	59.1	58.2		
Top Speed [km/h]	63.0	65.9	63.9	59.0	57.3	56.9	59.6	60.8	61.1	60.1	59.3		
Avg. Dist. to Rail [m]	9.8	4.1	1.7	1.8	0.8	0.9	0.8	0.4	0.3	0.6	0.9		
Avg. Stride Freq. [Hz]	2.3	2.5	2.4	2.3	2.2	2.3	2.3	2.4	2.4	2.4	2.3		
Avg. Stride Length [m]	5.3	6.6	7.0	6.8	7.0	6.7	6.9	6.9	7.0	6.8	6.9		





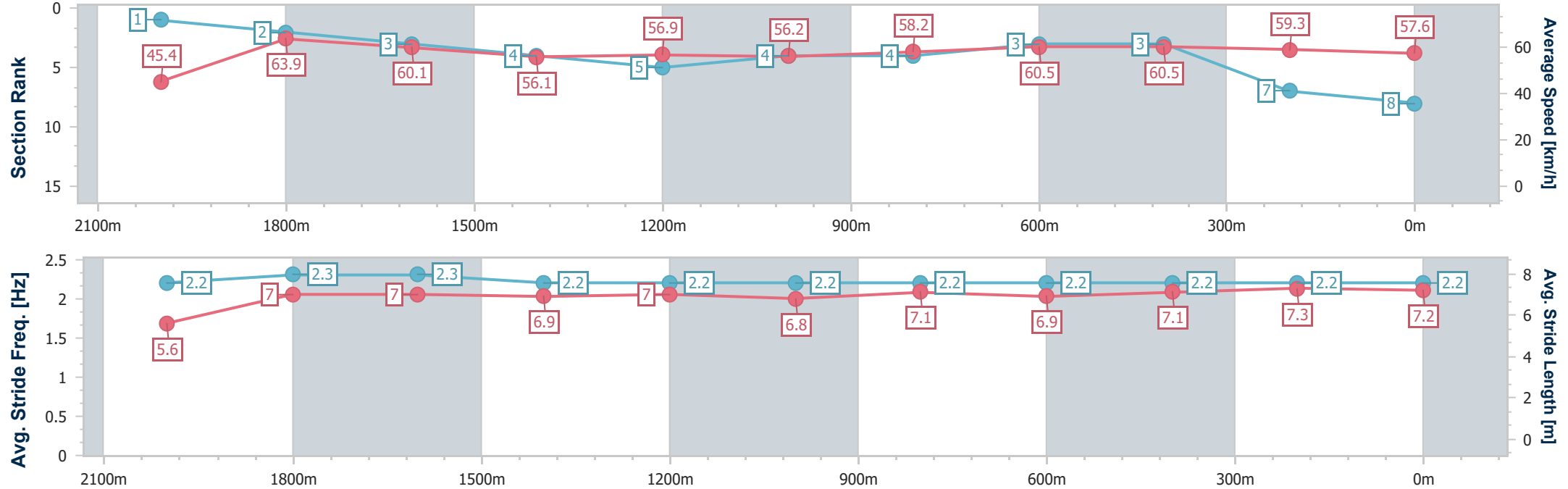
Horse/Jockey Name	Up And Comer
Final Rank	8
Fastest Section Time (Section)	0:11.29 (2000m)
Top Speed [km/h] (Section)	64.8 (2000m)
Race State	Finished



IpswichProfessional  
Race 4: IAN LEAVERS MEMORIAL BENCHMARK 62 Handicap - 2150m  
10 January 2026 - 14:25  
Track Rating: Good 4, Weather: Overcast, Rail Position: True Entire Circuit



Section	Overall	2000m	1800m	1600m	1400m	1200m	1000m	800m	600m	400m	200m		
Section Times	2:14.54 [8] (0:11.97)	2:02.57 [1] (0:11.29)	1:51.28 [2] (0:11.98)	1:39.30 [3] (0:12.84)	1:26.46 [4] (0:12.70)	1:13.76 [5] (0:12.87)	1:00.89 [4] (0:12.42)	0:48.47 [4] (0:11.89)	0:36.58 [3] (0:11.91)	0:24.67 [3] (0:12.13)	0:12.54 [7] (0:12.54)		
Average Speed [km/h]	45.4	63.9	60.1	56.1	56.9	56.2	58.2	60.5	60.5	59.3	57.6		
Top Speed [km/h]	61.9	64.8	62.9	58.1	58.6	56.9	59.4	61.4	60.9	60.2	58.9		
Avg. Dist. to Rail [m]	8.4	2.7	0.4	1.2	0.9	1.0	0.8	0.5	0.3	0.6	1.6		
Avg. Stride Freq. [Hz]	2.2	2.3	2.3	2.2	2.2	2.2	2.2	2.2	2.2	2.2	2.2		
Avg. Stride Length [m]	5.6	7.0	7.0	6.9	7.0	6.8	7.1	6.9	7.1	7.3	7.2		





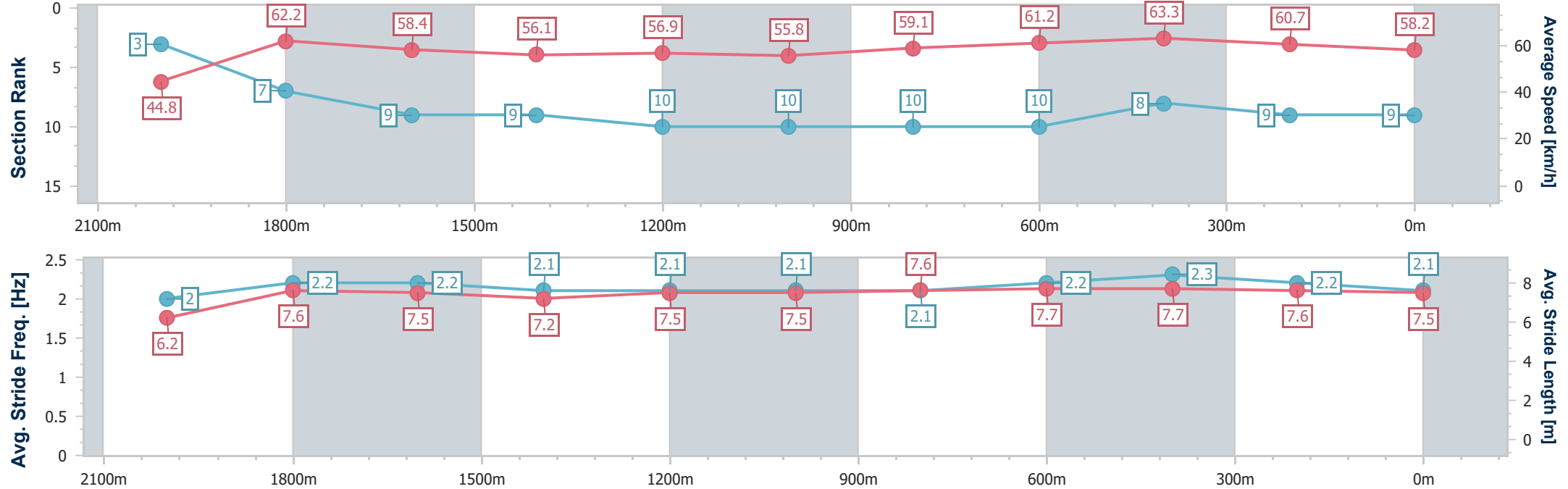
Horse/Jockey Name	Good Philly
Final Rank	9
Fastest Section Time (Section)	0:11.58 (600m)
Top Speed [km/h] (Section)	63.9 (600m)
Race State	Finished



IpswichProfessional  
Race 4: IAN LEAVERS MEMORIAL BENCHMARK 62 Handicap - 2150m  
10 January 2026 - 14:25  
Track Rating: Good 4, Weather: Overcast, Rail Position: True Entire Circuit



Section	Overall	2000m	1800m	1600m	1400m	1200m	1000m	800m	600m	400m	200m		
Section Times	2:14.72 [9] (0:12.10)	2:02.62 [3] (0:11.59)	1:51.03 [7] (0:12.41)	1:38.62 [9] (0:12.82)	1:25.80 [9] (0:12.72)	1:13.08 [10] (0:12.98)	1:00.10 [10] (0:12.25)	0:47.85 [10] (0:11.79)	0:36.06 [10] (0:11.58)	0:24.48 [8] (0:12.09)	0:12.39 [9] (0:12.39)		
Average Speed [km/h]	44.8	62.2	58.4	56.1	56.9	55.8	59.1	61.2	63.3	60.7	58.2		
Top Speed [km/h]	60.0	63.0	62.4	58.8	59.8	59.0	61.2	62.2	63.9	62.1	59.9		
Avg. Dist. to Rail [m]	11.3	3.1	1.1	1.1	1.1	1.5	1.2	1.4	3.9	5.4	5.8		
Avg. Stride Freq. [Hz]	2.0	2.2	2.2	2.1	2.1	2.1	2.1	2.2	2.3	2.2	2.1		
Avg. Stride Length [m]	6.2	7.6	7.5	7.2	7.5	7.5	7.6	7.7	7.7	7.6	7.5		







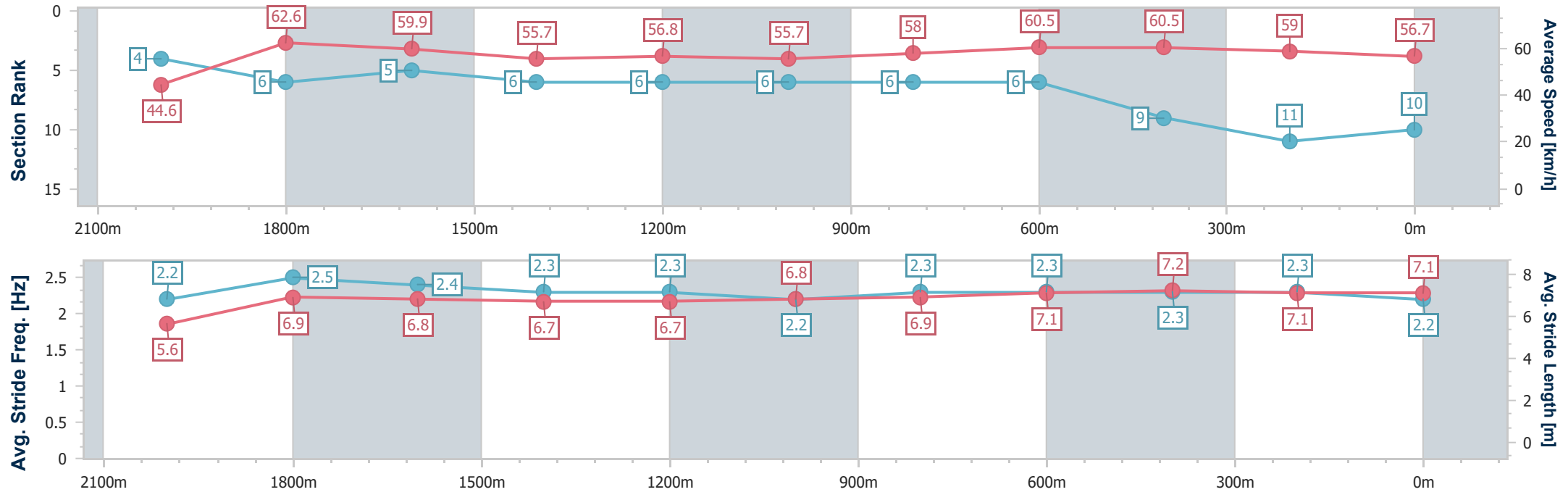
Horse/Jockey Name	Change The Deel
Final Rank	10
Fastest Section Time (Section)	0:11.51 (2000m)
Top Speed [km/h] (Section)	64.2 (2000m)
Race State	Finished



IpswichProfessional  
Race 4: IAN LEAVERS MEMORIAL BENCHMARK 62 Handicap - 2150m  
10 January 2026 - 14:25  
Track Rating: Good 4, Weather: Overcast, Rail Position: True Entire Circuit



Section	Overall	2000m	1800m	1600m	1400m	1200m	1000m	800m	600m	400m	200m		
Section Times	2:15.36 [10] (0:12.13)	2:03.23 [4] (0:11.51)	1:51.72 [6] (0:11.78)	1:39.94 [5] (0:12.85)	1:27.09 [6] (0:12.65)	1:14.44 [6] (0:12.99)	1:01.45 [6] (0:12.49)	0:48.96 [6] (0:11.93)	0:37.03 [6] (0:12.00)	0:25.03 [9] (0:12.34)	0:12.69 [11] (0:12.69)		
Average Speed [km/h]	44.6	62.6	59.9	55.7	56.8	55.7	58.0	60.5	60.5	59.0	56.7		
Top Speed [km/h]	60.7	64.2	61.8	58.4	58.6	56.6	59.3	61.4	61.4	59.9	58.6		
Avg. Dist. to Rail [m]	6.1	1.1	2.7	1.9	0.8	1.0	1.5	1.3	1.8	2.9	4.5		
Avg. Stride Freq. [Hz]	2.2	2.5	2.4	2.3	2.3	2.2	2.3	2.3	2.3	2.3	2.2		
Avg. Stride Length [m]	5.6	6.9	6.8	6.7	6.7	6.8	6.9	7.1	7.2	7.1	7.1		





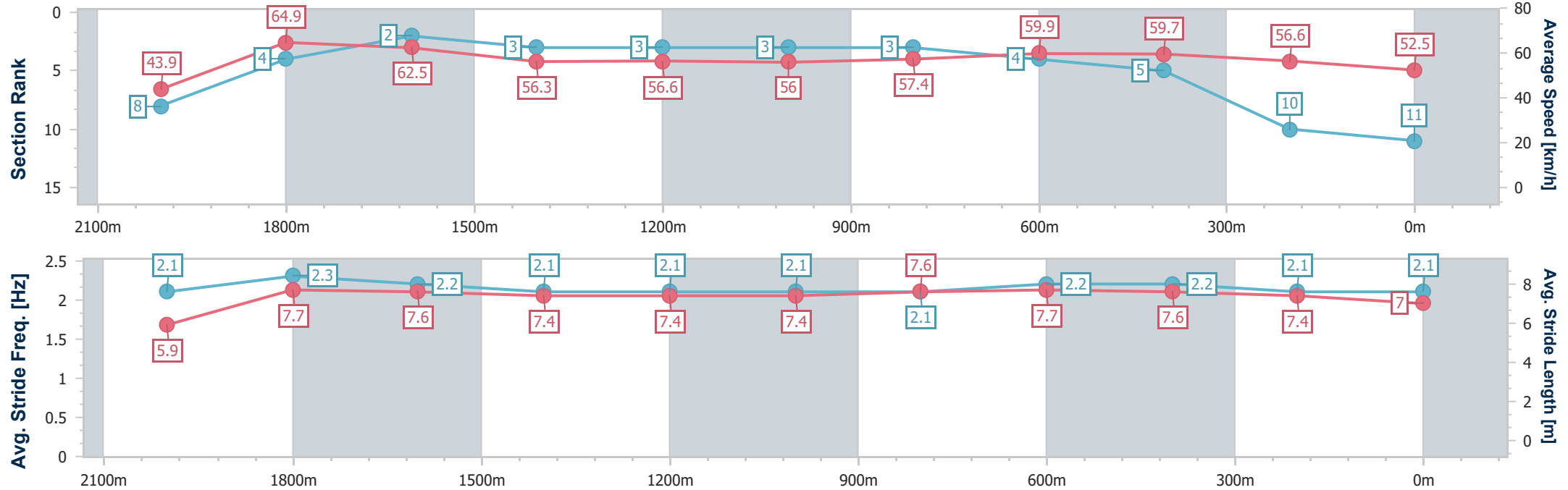
Horse/Jockey Name	Loyalty Counts
Final Rank	11
Fastest Section Time (Section)	0:11.10 (2000m)
Top Speed [km/h] (Section)	66.3 (2000m)
Race State	Finished



IpswichProfessional  
Race 4: IAN LEAVERS MEMORIAL BENCHMARK 62 Handicap - 2150m  
10 January 2026 - 14:25  
Track Rating: Good 4, Weather: Overcast, Rail Position: True Entire Circuit



Section	Overall	2000m	1800m	1600m	1400m	1200m	1000m	800m	600m	400m	200m		
Section Times	2:16.32 [11] (0:12.37)	2:03.95 [8] (0:11.10)	1:52.85 [4] (0:11.57)	1:41.28 [2] (0:12.83)	1:28.45 [3] (0:12.68)	1:15.77 [3] (0:12.86)	1:02.91 [3] (0:12.58)	0:50.33 [3] (0:11.98)	0:38.35 [4] (0:12.03)	0:26.32 [5] (0:12.64)	0:13.68 [10] (0:13.68)		
Average Speed [km/h]	43.9	64.9	62.5	56.3	56.6	56.0	57.4	59.9	59.7	56.6	52.5		
Top Speed [km/h]	62.3	66.3	65.1	58.4	57.3	56.6	59.0	60.5	60.4	58.4	55.8		
Avg. Dist. to Rail [m]	7.7	2.5	1.2	0.7	0.1	0.2	0.1	0.2	0.7	1.2	0.2		
Avg. Stride Freq. [Hz]	2.1	2.3	2.2	2.1	2.1	2.1	2.1	2.2	2.2	2.1	2.1		
Avg. Stride Length [m]	5.9	7.7	7.6	7.4	7.4	7.4	7.6	7.7	7.6	7.4	7.0		



[ ] Ranking at each section and finish  
- - - - No data available at this section  
NA No data available



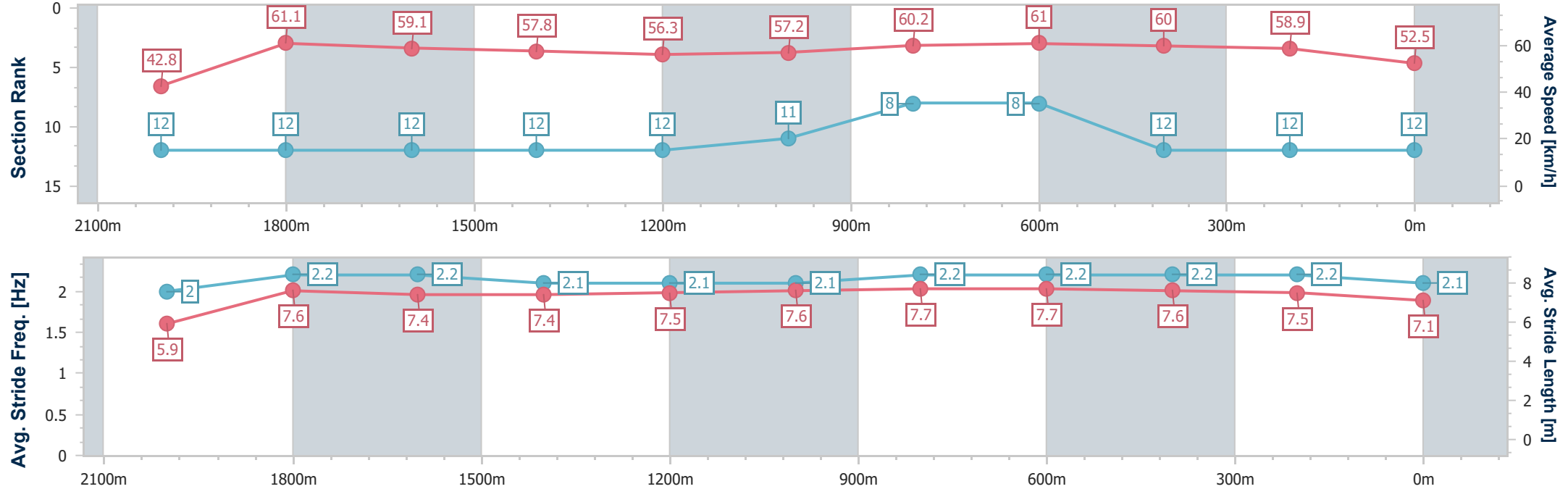
Horse/Jockey Name	Jimmy Nails
Final Rank	12
Fastest Section Time (Section)	0:11.74 (2000m)
Top Speed [km/h] (Section)	64.3 (2000m)
Race State	Finished



IpswichProfessional  
Race 4: IAN LEAVERS MEMORIAL BENCHMARK 62 Handicap - 2150m  
10 January 2026 - 14:25  
Track Rating: Good 4, Weather: Overcast, Rail Position: True Entire Circuit



Section	Overall	2000m	1800m	1600m	1400m	1200m	1000m	800m	600m	400m	200m		
Section Times	2:16.75 [12] (0:12.66)	2:04.09 [12] (0:11.74)	1:52.35 [12] (0:12.23)	1:40.12 [12] (0:12.50)	1:27.62 [12] (0:12.85)	1:14.77 [12] (0:12.68)	1:02.09 [11] (0:12.00)	0:50.09 [8] (0:11.88)	0:38.21 [8] (0:12.12)	0:26.09 [12] (0:12.39)	0:13.70 [12] (0:13.70)		
Average Speed [km/h]	42.8	61.1	59.1	57.8	56.3	57.2	60.2	61.0	60.0	58.9	52.5		
Top Speed [km/h]	60.3	64.3	61.5	60.6	59.3	59.4	60.9	61.3	61.0	59.4	58.9		
Avg. Dist. to Rail [m]	8.6	1.1	0.4	1.8	1.1	1.7	1.8	1.4	2.7	3.6	5.1		
Avg. Stride Freq. [Hz]	2.0	2.2	2.2	2.1	2.1	2.1	2.2	2.2	2.2	2.2	2.1		
Avg. Stride Length [m]	5.9	7.6	7.4	7.4	7.5	7.6	7.7	7.7	7.6	7.5	7.1		



Track Rating: Good 4, Weather: Overcast, Rail Position: True Entire Circuit

Section						Overall	1400m	1200m	1000m	800m	600m	400m	Last 600m	
Field Times						1:40.88 (0:18.20)	1:22.68 (0:11.64)	1:11.04 (0:11.85)	0:59.19 (0:12.00)	0:47.19 (0:11.85)	0:35.34 (0:11.48)	0:23.86 (0:11.96)	0:35.34	
Rank	TAB	Horse/Jockey	Barrier	Top Speed [km/h]	Fastest Section									Distance Travelled [m]
1	9	SIR BEVERIDGE	3	63.4	0:11.44	1:40.88 [1]	1:21.89 [5]	1:10.14 [5]	0:58.19 [5]	0:46.39 [5]	0:34.74 [5]	0:23.30 [4]	0:34.74	
		Jason Taylor		400m	600m	(0:18.99)	(0:11.75)	(0:11.95)	(0:11.80)	(0:11.65)	(0:11.44)	(0:11.52)		
2	7	SIR GOLDALOT	1	63.6	0:11.48	1:41.42 [2]	1:23.22 [1]	1:11.58 [1]	0:59.73 [1]	0:47.73 [1]	0:35.88 [1]	0:24.40 [1]	0:35.88	+4
		Leah Martyn		Overall	600m	(0:18.20)	(0:11.64)	(0:11.85)	(0:12.00)	(0:11.85)	(0:11.48)	(0:11.96)		
3	6	NORTH COURT	6	64.0	0:11.49	1:41.42 [3]	1:22.92 [2]	1:11.43 [2]	0:59.42 [2]	0:47.49 [2]	0:35.75 [2]	0:24.13 [2]	0:35.75	+12
		Georgina Cartwright		Overall	1400m	(0:18.50)	(0:11.49)	(0:12.01)	(0:11.93)	(0:11.74)	(0:11.62)	(0:11.79)		
4	5	MAURICE'S MEDAD	2	62.7	0:11.52	1:41.49 [4]	1:22.92 [3]	1:11.13 [3]	0:59.07 [3]	0:47.26 [3]	0:35.46 [3]	0:23.94 [3]	0:35.46	+1
		Les Tilley		600m	600m	(0:18.57)	(0:11.79)	(0:12.06)	(0:11.81)	(0:11.80)	(0:11.52)	(0:11.78)		
5	8	FLYING CELICA	9	65.2	0:11.25	1:41.64 [5]	1:22.02 [9]	1:10.04 [9]	0:58.09 [9]	0:46.50 [9]	0:35.03 [9]	0:23.78 [7]	0:35.03	+11
		Emily Lang		600m	600m	(0:19.62)	(0:11.98)	(0:11.95)	(0:11.59)	(0:11.47)	(0:11.25)	(0:11.75)		
6	10	GOING TO THE SUN	8	64.1	0:11.54	1:41.81 [6]	1:22.71 [6]	1:10.82 [6]	0:58.89 [6]	0:47.13 [6]	0:35.50 [6]	0:23.96 [6]	0:35.50	+14
		Tiffani Brooker		600m	600m	(0:19.10)	(0:11.89)	(0:11.93)	(0:11.76)	(0:11.63)	(0:11.54)	(0:11.79)		
7	2	POWER PACK	4	62.4	0:11.65	1:41.90 [7]	1:23.02 [4]	1:11.24 [4]	0:59.25 [4]	0:47.44 [4]	0:35.79 [4]	0:24.11 [5]	0:35.79	+12
		Anthony Allen		600m	800m	(0:18.88)	(0:11.78)	(0:11.99)	(0:11.81)	(0:11.65)	(0:11.68)	(0:11.96)		
8	11	FLYING ROTHE	5	62.8	0:11.58	1:42.09 [8]	1:22.85 [7]	1:10.94 [7]	0:59.06 [7]	0:47.27 [7]	0:35.65 [7]	0:24.07 [8]	0:35.65	+9
		Olivia Kendal		800m	600m	(0:19.24)	(0:11.91)	(0:11.88)	(0:11.79)	(0:11.62)	(0:11.58)	(0:11.93)		
9	1	MERCHANT FLYER	7	63.2	0:11.54	1:42.25 [9]	1:22.94 [8]	1:11.02 [8]	0:59.07 [8]	0:47.31 [8]	0:35.67 [8]	0:24.13 [9]	0:35.67	+15
		Dale Smith		600m	600m	(0:19.31)	(0:11.92)	(0:11.95)	(0:11.76)	(0:11.64)	(0:11.54)	(0:11.96)		

Scratched: Bitoftheblarney (#3), One Beat No Beat (#4)



IpswichProfessional  
Race 5: GORDON'S GIN Class 4 Handicap - 1666m  
10 January 2026 - 15:05



Track Rating: Good 4, Weather: Overcast, Rail Position: True Entire Circuit

Section Field Times				200m 0:11.90 (0:11.90)				Last 600m 0:35.34	
Rank	TAB	Horse/Jockey	Barrier	Top Speed [km/h]	Fastest Section	Margin		Distance Travelled [m]	
1	9	SIR BEVERIDGE	3	63.4	0:11.44	0:11.78 [3]	1:40.88	0:34.74	
		Jason Taylor		400m	600m	(0:11.78)			
2	7	SIR GOLDALOT	1	63.6	0:11.48	0:12.44 [1]	3.19L	0:35.88	+4
		Leah Martyn		Overall	600m	(0:12.44)			
3	6	NORTH COURT	6	64.0	0:11.49	0:12.34 [2]	3.19L	0:35.75	+12
		Georgina Cartwright		Overall	1400m	(0:12.34)			
4	5	MAURICE'S MEDAD	2	62.7	0:11.52	0:12.16 [4]	3.6L	0:35.46	+1
		Les Tilley		600m	600m	(0:12.16)			
5	8	FLYING CELICA	9	65.2	0:11.25	0:12.03 [5]	4.5L	0:35.03	+11
		Emily Lang		600m	600m	(0:12.03)			
6	10	GOING TO THE SUN	8	64.1	0:11.54	0:12.17 [6]	5.46L	0:35.50	+14
		Tiffani Brooker		600m	600m	(0:12.17)			
7	2	POWER PACK	4	62.4	0:11.65	0:12.15 [7]	5.99L	0:35.79	+12
		Anthony Allen		600m	800m	(0:12.15)			
8	11	FLYING ROTHE	5	62.8	0:11.58	0:12.14 [8]	7.16L	0:35.65	+9
		Olivia Kendal		800m	600m	(0:12.14)			
9	1	MERCHANT FLYER	7	63.2	0:11.54	0:12.17 [9]	8.08L	0:35.67	+15
		Dale Smith		600m	600m	(0:12.17)			

Scratched: Bitoftheblarney (#3), One Beat No Beat (#4)



Horse/Jockey Name	Sir Beveridge
Final Rank	1
Fastest Section Time (Section)	0:11.44 (600m)
Top Speed [km/h] (Section)	63.4 (400m)
Race State	Finished

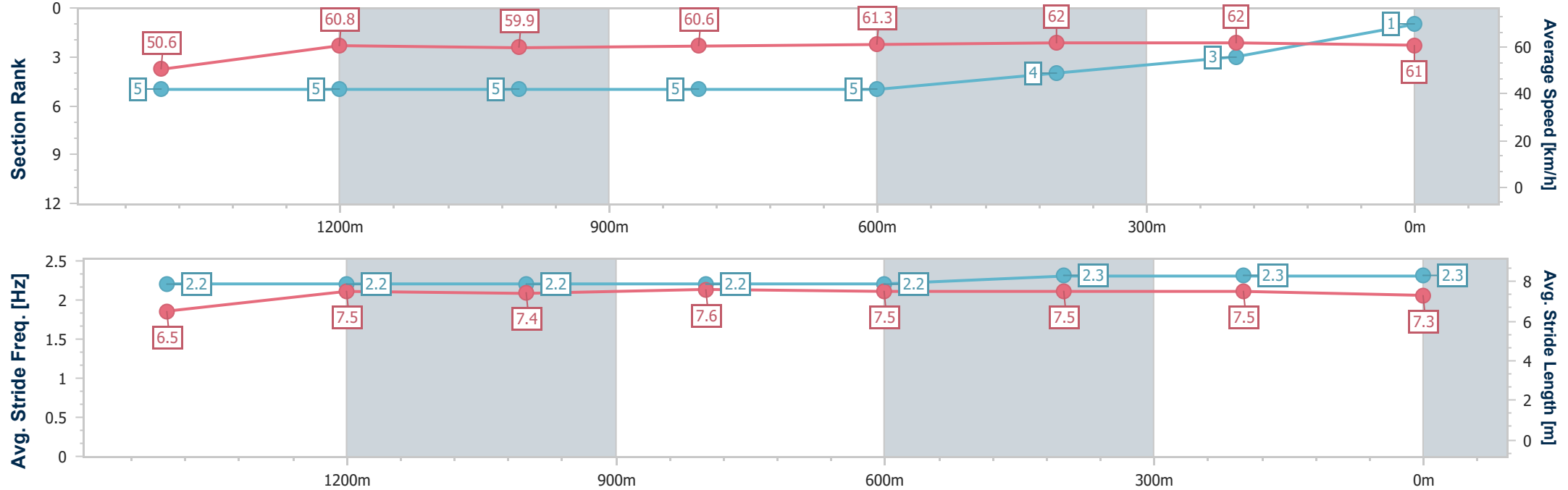


IpswichProfessional  
Race 5: GORDON'S GIN Class 4 Handicap - 1666m



10 January 2026 - 15:05  
Track Rating: Good 4, Weather: Overcast, Rail Position: True Entire Circuit

Section	Overall	1400m	1200m	1000m	800m	600m	400m	200m					
Section Times	1:40.88 [1] (0:18.99)	1:21.89 [5] (0:11.75)	1:10.14 [5] (0:11.95)	0:58.19 [5] (0:11.80)	0:46.39 [5] (0:11.65)	0:34.74 [5] (0:11.44)	0:23.30 [4] (0:11.52)	0:11.78 [3] (0:11.78)					
Average Speed [km/h]	50.6	60.8	59.9	60.6	61.3	62.0	62.0	61.0					
Top Speed [km/h]	61.4	62.1	60.6	61.3	62.3	63.4	63.4	62.8					
Avg. Dist. to Rail [m]	3.5	1.2	1.5	1.7	2.4	3.0	1.7	1.3					
Avg. Stride Freq. [Hz]	2.2	2.2	2.2	2.2	2.2	2.3	2.3	2.3					
Avg. Stride Length [m]	6.5	7.5	7.4	7.6	7.5	7.5	7.5	7.3					





Horse/Jockey Name	Sir Goldalot
Final Rank	2
Fastest Section Time (Section)	0:11.48 (600m)
Top Speed [km/h] (Section)	63.6 (Overall)
Race State	Finished

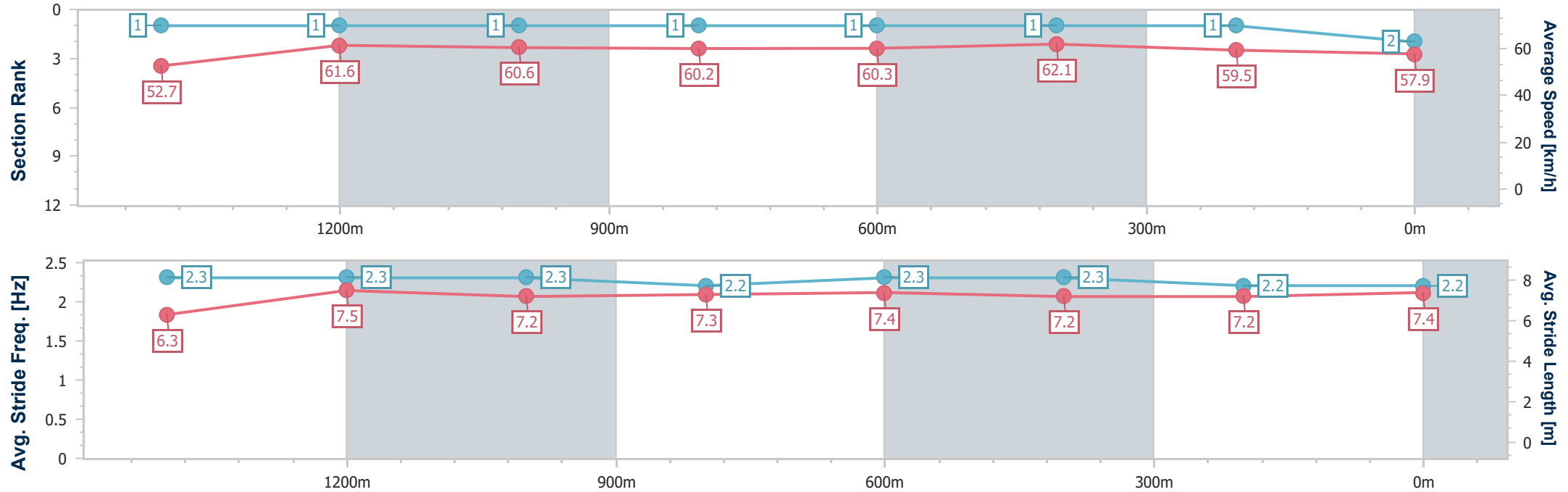


IpswichProfessional  
Race 5: GORDON'S GIN Class 4 Handicap - 1666m



10 January 2026 - 15:05  
Track Rating: Good 4, Weather: Overcast, Rail Position: True Entire Circuit

Section	Overall	1400m	1200m	1000m	800m	600m	400m	200m					
Section Times	1:41.42 [2] (0:18.20)	1:23.22 [1] (0:11.64)	1:11.58 [1] (0:11.85)	0:59.73 [1] (0:12.00)	0:47.73 [1] (0:11.85)	0:35.88 [1] (0:11.48)	0:24.40 [1] (0:11.96)	0:12.44 [1] (0:12.44)					
Average Speed [km/h]	52.7	61.6	60.6	60.2	60.3	62.1	59.5	57.9					
Top Speed [km/h]	63.6	62.2	61.2	60.4	60.8	63.0	61.9	58.9					
Avg. Dist. to Rail [m]	2.3	0.8	0.4	0.5	1.5	2.4	2.0	0.7					
Avg. Stride Freq. [Hz]	2.3	2.3	2.3	2.2	2.3	2.3	2.2	2.2					
Avg. Stride Length [m]	6.3	7.5	7.2	7.3	7.4	7.2	7.2	7.4					



- [ ] Ranking at each section and finish
- .-.- No data available at this section
- NA No data available



Horse/Jockey Name	North Court
Final Rank	3
Fastest Section Time (Section)	0:11.49 (1400m)
Top Speed [km/h] (Section)	64.0 (Overall)
Race State	Finished

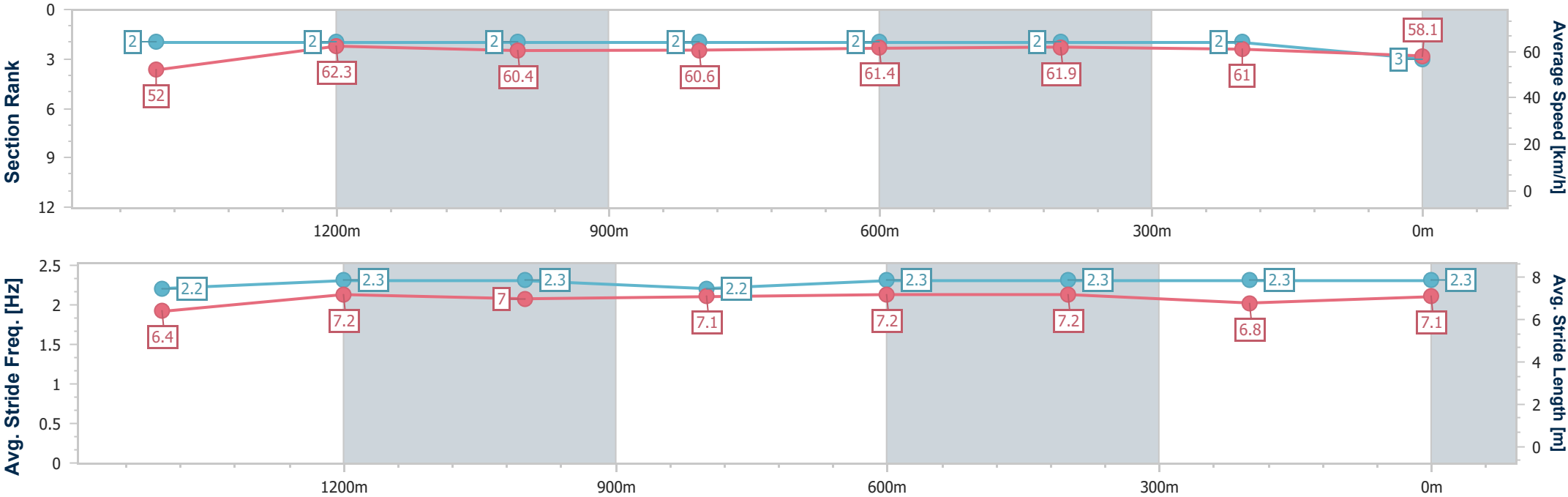


IpswichProfessional  
Race 5: GORDON'S GIN Class 4 Handicap - 1666m



10 January 2026 - 15:05  
Track Rating: Good 4, Weather: Overcast, Rail Position: True Entire Circuit

Section	Overall	1400m	1200m	1000m	800m	600m	400m	200m					
Section Times	1:41.42 [3] (0:18.50)	1:22.92 [2] (0:11.49)	1:11.43 [2] (0:12.01)	0:59.42 [2] (0:11.93)	0:47.49 [2] (0:11.74)	0:35.75 [2] (0:11.62)	0:24.13 [2] (0:11.79)	0:12.34 [2] (0:12.34)					
Average Speed [km/h]	52.0	62.3	60.4	60.6	61.4	61.9	61.0	58.1					
Top Speed [km/h]	64.0	63.2	60.9	61.5	61.8	62.4	62.2	59.7					
Avg. Dist. to Rail [m]	6.6	0.3	1.2	0.8	0.3	0.2	0.3	0.7					
Avg. Stride Freq. [Hz]	2.2	2.3	2.3	2.2	2.3	2.3	2.3	2.3					
Avg. Stride Length [m]	6.4	7.2	7.0	7.1	7.2	7.2	6.8	7.1					







Horse/Jockey Name	Maurice's Medad
Final Rank	4
Fastest Section Time (Section)	0:11.52 (600m)
Top Speed [km/h] (Section)	62.7 (600m)
Race State	Finished

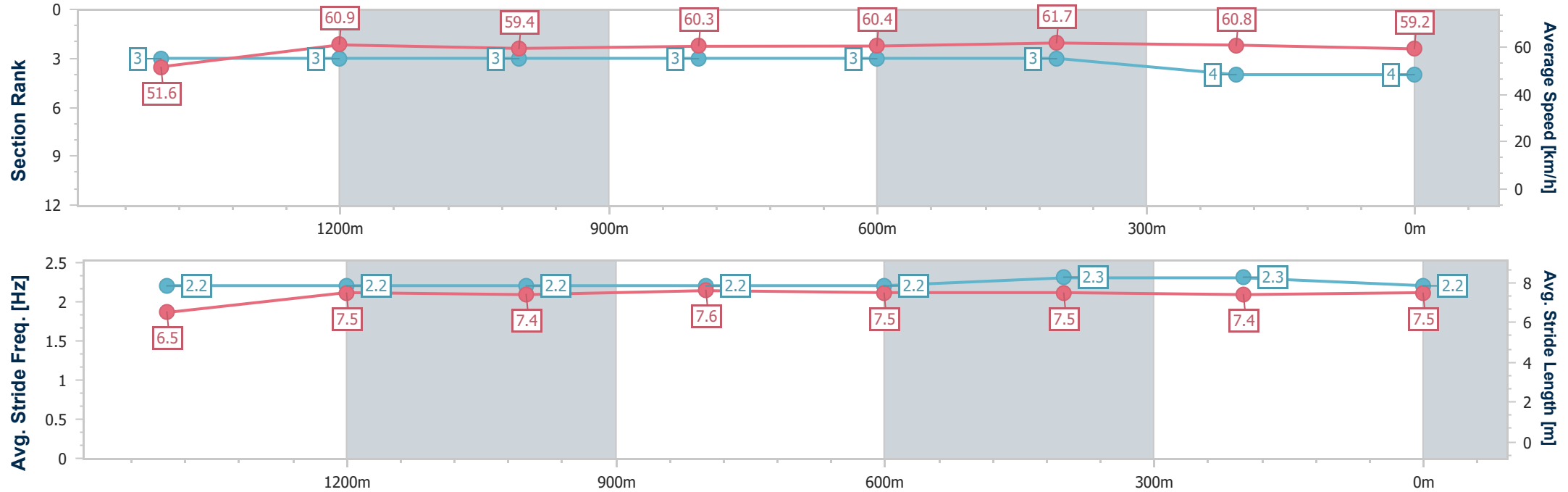


IpswichProfessional  
Race 5: GORDON'S GIN Class 4 Handicap - 1666m



10 January 2026 - 15:05  
Track Rating: Good 4, Weather: Overcast, Rail Position: True Entire Circuit

Section	Overall	1400m	1200m	1000m	800m	600m	400m	200m					
Section Times	1:41.49 [4] (0:18.57)	1:22.92 [3] (0:11.79)	1:11.13 [3] (0:12.06)	0:59.07 [3] (0:11.81)	0:47.26 [3] (0:11.80)	0:35.46 [3] (0:11.52)	0:23.94 [3] (0:11.78)	0:12.16 [4] (0:12.16)					
Average Speed [km/h]	51.6	60.9	59.4	60.3	60.4	61.7	60.8	59.2					
Top Speed [km/h]	62.1	62.2	60.3	61.4	61.2	62.7	61.6	60.1					
Avg. Dist. to Rail [m]	3.2	0.7	1.5	2.6	3.1	2.3	1.8	2.6					
Avg. Stride Freq. [Hz]	2.2	2.2	2.2	2.2	2.2	2.3	2.3	2.2					
Avg. Stride Length [m]	6.5	7.5	7.4	7.6	7.5	7.5	7.4	7.5					





Horse/Jockey Name	Flying Celica
Final Rank	5
Fastest Section Time (Section)	0:11.25 (600m)
Top Speed [km/h] (Section)	65.2 (600m)
Race State	Finished

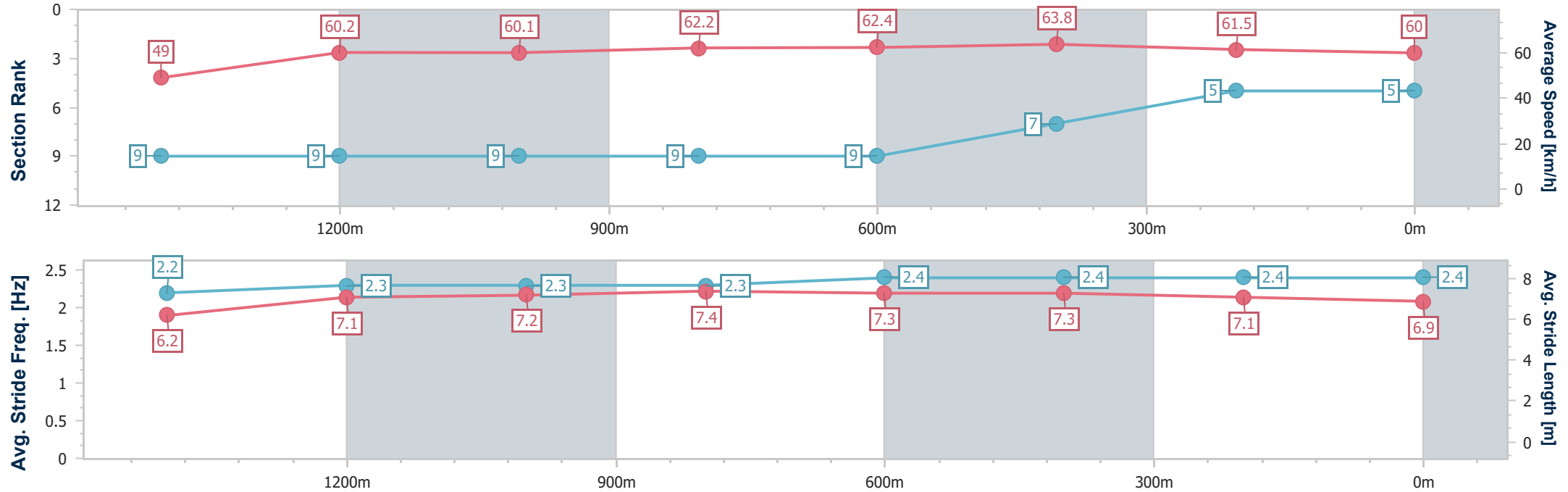


IpswichProfessional  
Race 5: GORDON'S GIN Class 4 Handicap - 1666m



10 January 2026 - 15:05  
Track Rating: Good 4, Weather: Overcast, Rail Position: True Entire Circuit

Section	Overall	1400m	1200m	1000m	800m	600m	400m	200m					
Section Times	1:41.64 [5] (0:19.62)	1:22.02 [9] (0:11.98)	1:10.04 [9] (0:11.95)	0:58.09 [9] (0:11.59)	0:46.50 [9] (0:11.47)	0:35.03 [9] (0:11.25)	0:23.78 [7] (0:11.75)	0:12.03 [5] (0:12.03)					
Average Speed [km/h]	49.0	60.2	60.1	62.2	62.4	63.8	61.5	60.0					
Top Speed [km/h]	59.3	61.1	60.8	62.9	63.6	65.2	63.2	62.1					
Avg. Dist. to Rail [m]	8.7	0.6	0.4	0.9	1.2	0.6	2.7	7.3					
Avg. Stride Freq. [Hz]	2.2	2.3	2.3	2.3	2.4	2.4	2.4	2.4					
Avg. Stride Length [m]	6.2	7.1	7.2	7.4	7.3	7.3	7.1	6.9					





Horse/Jockey Name	Going To The Sun
Final Rank	6
Fastest Section Time (Section)	0:11.54 (600m)
Top Speed [km/h] (Section)	64.1 (600m)
Race State	Finished

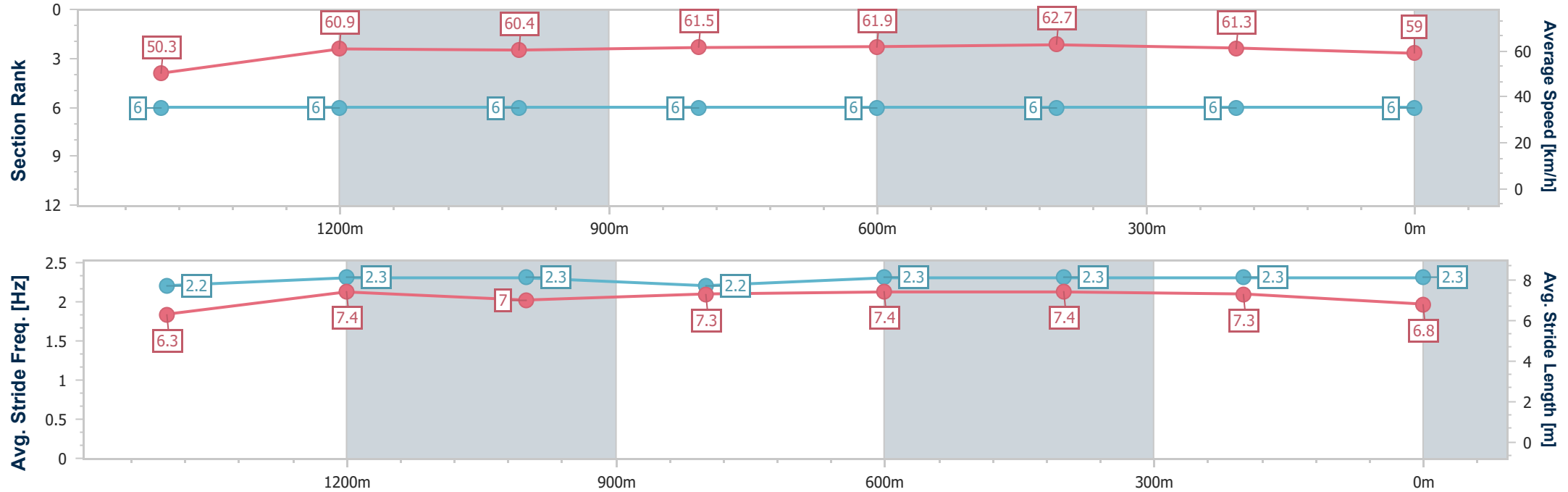


IpswichProfessional  
Race 5: GORDON'S GIN Class 4 Handicap - 1666m



10 January 2026 - 15:05  
Track Rating: Good 4, Weather: Overcast, Rail Position: True Entire Circuit

Section	Overall	1400m	1200m	1000m	800m	600m	400m	200m					
Section Times	1:41.81 [6] (0:19.10)	1:22.71 [6] (0:11.89)	1:10.82 [6] (0:11.93)	0:58.89 [6] (0:11.76)	0:47.13 [6] (0:11.63)	0:35.50 [6] (0:11.54)	0:23.96 [6] (0:11.79)	0:12.17 [6] (0:12.17)					
Average Speed [km/h]	50.3	60.9	60.4	61.5	61.9	62.7	61.3	59.0					
Top Speed [km/h]	60.3	61.4	60.8	62.6	63.4	64.1	62.9	60.9					
Avg. Dist. to Rail [m]	7.6	0.8	1.0	0.9	0.7	1.1	1.6	4.3					
Avg. Stride Freq. [Hz]	2.2	2.3	2.3	2.2	2.3	2.3	2.3	2.3					
Avg. Stride Length [m]	6.3	7.4	7.0	7.3	7.4	7.4	7.3	6.8					



[ ] Ranking at each section and finish  
-.-.- No data available at this section  
NA No data available



Horse/Jockey Name	Power Pack
Final Rank	7
Fastest Section Time (Section)	0:11.65 (800m)
Top Speed [km/h] (Section)	62.4 (600m)
Race State	Finished

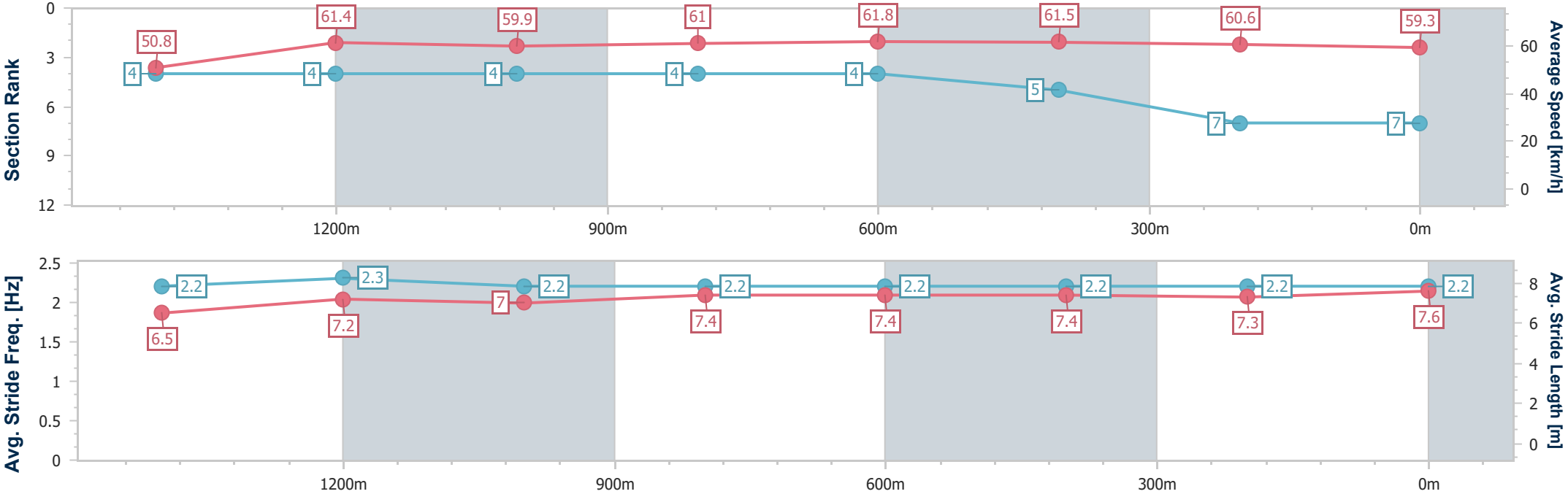


IpswichProfessional  
Race 5: GORDON'S GIN Class 4 Handicap - 1666m



10 January 2026 - 15:05  
Track Rating: Good 4, Weather: Overcast, Rail Position: True Entire Circuit

Section	Overall	1400m	1200m	1000m	800m	600m	400m	200m					
Section Times	1:41.90 [7] (0:18.88)	1:23.02 [4] (0:11.78)	1:11.24 [4] (0:11.99)	0:59.25 [4] (0:11.81)	0:47.44 [4] (0:11.65)	0:35.79 [4] (0:11.68)	0:24.11 [5] (0:11.96)	0:12.15 [7] (0:12.15)					
Average Speed [km/h]	50.8	61.4	59.9	61.0	61.8	61.5	60.6	59.3					
Top Speed [km/h]	61.7	61.8	60.8	61.6	62.3	62.4	61.3	60.6					
Avg. Dist. to Rail [m]	4.8	0.6	0.2	0.1	0.3	0.2	1.3	2.2					
Avg. Stride Freq. [Hz]	2.2	2.3	2.2	2.2	2.2	2.2	2.2	2.2					
Avg. Stride Length [m]	6.5	7.2	7.0	7.4	7.4	7.4	7.3	7.6					





Horse/Jockey Name	Flying Rothe
Final Rank	8
Fastest Section Time (Section)	0:11.58 (600m)
Top Speed [km/h] (Section)	62.8 (800m)
Race State	Finished

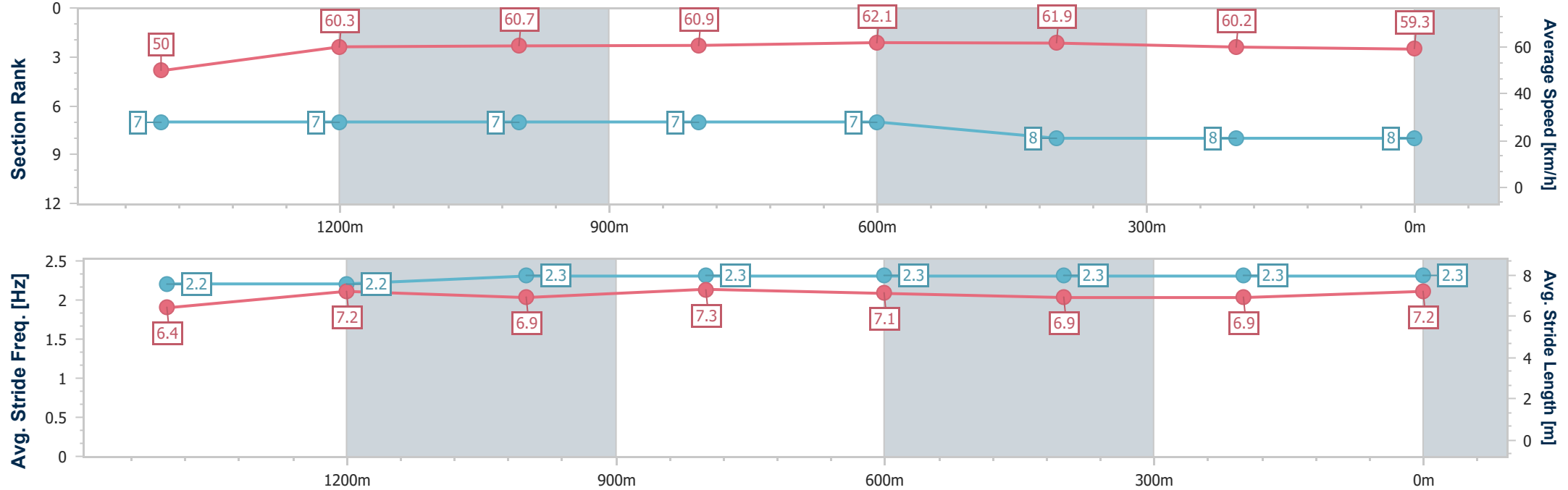


IpswichProfessional  
Race 5: GORDON'S GIN Class 4 Handicap - 1666m



10 January 2026 - 15:05  
Track Rating: Good 4, Weather: Overcast, Rail Position: True Entire Circuit

Section	Overall	1400m	1200m	1000m	800m	600m	400m	200m					
Section Times	1:42.09 [8] (0:19.24)	1:22.85 [7] (0:11.91)	1:10.94 [7] (0:11.88)	0:59.06 [7] (0:11.79)	0:47.27 [7] (0:11.62)	0:35.65 [7] (0:11.58)	0:24.07 [8] (0:11.93)	0:12.14 [8] (0:12.14)					
Average Speed [km/h]	50.0	60.3	60.7	60.9	62.1	61.9	60.2	59.3					
Top Speed [km/h]	60.3	60.8	61.3	62.2	62.8	62.7	61.4	60.1					
Avg. Dist. to Rail [m]	5.2	0.1	0.3	0.1	0.4	0.5	0.6	0.3					
Avg. Stride Freq. [Hz]	2.2	2.2	2.3	2.3	2.3	2.3	2.3	2.3					
Avg. Stride Length [m]	6.4	7.2	6.9	7.3	7.1	6.9	6.9	7.2					



[ ] Ranking at each section and finish  
-.-.- No data available at this section  
NA No data available



Horse/Jockey Name	Merchant Flyer
Final Rank	9
Fastest Section Time (Section)	0:11.54 (600m)
Top Speed [km/h] (Section)	63.2 (600m)
Race State	Finished

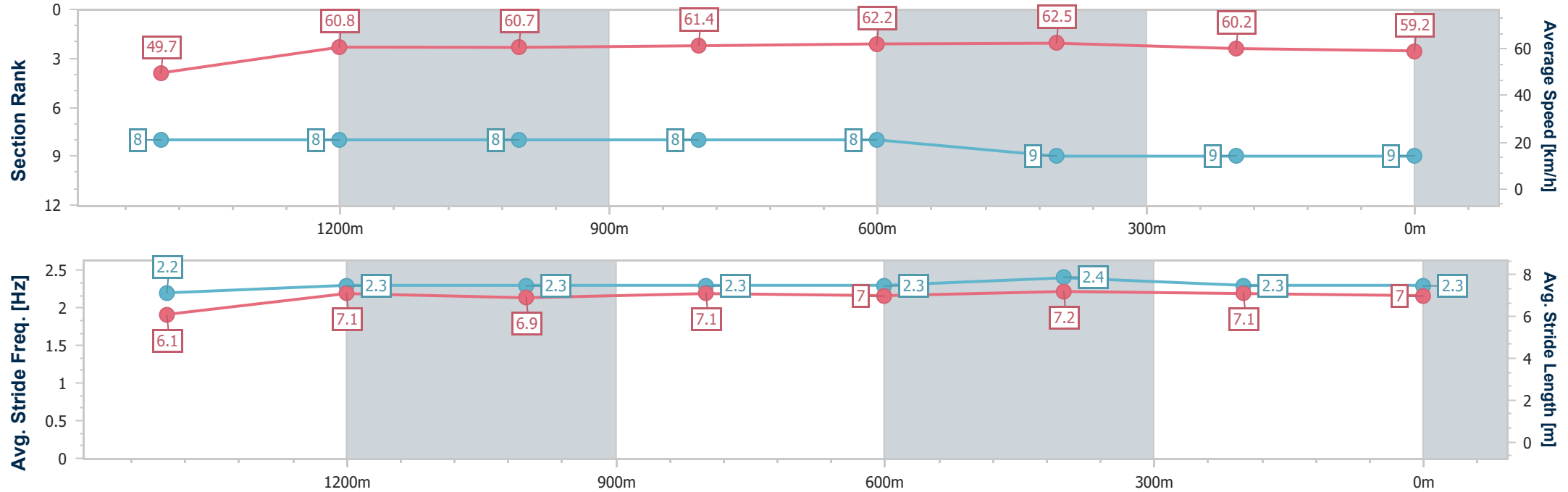


IpswichProfessional  
Race 5: GORDON'S GIN Class 4 Handicap - 1666m



10 January 2026 - 15:05  
Track Rating: Good 4, Weather: Overcast, Rail Position: True Entire Circuit

Section	Overall	1400m	1200m	1000m	800m	600m	400m	200m					
Section Times	1:42.25 [9] (0:19.31)	1:22.94 [8] (0:11.92)	1:11.02 [8] (0:11.95)	0:59.07 [8] (0:11.76)	0:47.31 [8] (0:11.64)	0:35.67 [8] (0:11.54)	0:24.13 [9] (0:11.96)	0:12.17 [9] (0:12.17)					
Average Speed [km/h]	49.7	60.8	60.7	61.4	62.2	62.5	60.2	59.2					
Top Speed [km/h]	61.6	61.6	61.1	62.3	63.2	63.2	61.6	60.6					
Avg. Dist. to Rail [m]	6.7	1.3	1.4	1.8	1.7	1.2	0.4	1.2					
Avg. Stride Freq. [Hz]	2.2	2.3	2.3	2.3	2.3	2.4	2.3	2.3					
Avg. Stride Length [m]	6.1	7.1	6.9	7.1	7.0	7.2	7.1	7.0					



Track Rating: Good 4, Weather: Overcast, Rail Position: True Entire Circuit

Section		Overall				1000m		800m		600m		400m		200m		Last 600m	
Field Times		1:10.07 (0:13.72)				0:56.35 (0:11.02)		0:45.33 (0:11.11)		0:34.22 (0:11.48)		0:22.74 (0:11.38)		0:11.36 (0:11.36)		0:34.22	
Rank	TAB	Horse/Jockey	Barrier	Top Speed [km/h]	Fastest Section											Margin	Distance Travelled [m]
1	11	BLANTONS RUN	3	66.0	0:11.09	1:10.07 [1]	0:56.12 [4]	0:44.95 [4]	0:33.86 [3]	0:22.43 [3]	0:11.24 [3]	1:10.07	0:33.86				
		Sean Cormack		800m	800m	(0:13.95)	(0:11.17)	(0:11.09)	(0:11.43)	(0:11.19)	(0:11.24)						
2	9	MARAGICAL	5	66.4	0:11.06	1:10.22 [2]	0:56.39 [2]	0:45.26 [2]	0:34.20 [2]	0:22.76 [2]	0:11.51 [1]	0.92L	0:34.20	-2			
		Emily Lang		1000m	800m	(0:13.83)	(0:11.13)	(0:11.06)	(0:11.44)	(0:11.25)	(0:11.51)						
3	13	ALFA LILY	8	65.7	0:11.02	1:10.41 [3]	0:56.69 [1]	0:45.67 [1]	0:34.56 [1]	0:23.08 [1]	0:11.65 [2]	2.01L	0:34.56	-3			
		Georgina Cartwright		1000m	1000m	(0:13.72)	(0:11.02)	(0:11.11)	(0:11.48)	(0:11.43)	(0:11.65)						
4	1	RESURRECTED	2	65.4	0:11.15	1:10.50 [4]	0:56.55 [3]	0:45.40 [3]	0:34.24 [4]	0:22.83 [4]	0:11.51 [4]	2.54L	0:34.24	-3			
		Jett Newman		1000m	1000m	(0:13.95)	(0:11.15)	(0:11.16)	(0:11.41)	(0:11.32)	(0:11.51)						
5	4	CARDIOLOGIST	7	65.2	0:11.11	1:10.50 [5]	0:56.47 [5]	0:44.85 [7]	0:33.63 [8]	0:22.52 [5]	0:11.39 [5]	2.54L	0:33.63	-3			
		Brandon Lerena		400m	600m	(0:14.03)	(0:11.62)	(0:11.22)	(0:11.11)	(0:11.13)	(0:11.39)						
6	10	NIGHTCAPPED	6	65.8	0:11.12	1:10.66 [6]	0:56.40 [8]	0:45.00 [8]	0:33.82 [7]	0:22.52 [8]	0:11.12 [7]	3.47L	0:33.82	+0			
		Damien Boche		800m	200m	(0:14.26)	(0:11.40)	(0:11.18)	(0:11.30)	(0:11.40)	(0:11.12)						
7	3	FIGHTING IDOL	4	65.5	0:11.28	1:11.08 [7]	0:57.01 [6]	0:45.60 [5]	0:34.32 [5]	0:23.00 [7]	0:11.60 [6]	5.96L	0:34.32	-2			
		Julie Busuttin		600m	800m	(0:14.07)	(0:11.41)	(0:11.28)	(0:11.32)	(0:11.40)	(0:11.60)						
8	8	ALL I WANT IS YOU	1	64.7	0:11.17	1:12.00 [8]	0:57.88 [7]	0:46.40 [6]	0:35.23 [6]	0:23.94 [6]	0:12.37 [8]	11.37L	0:35.23	-9			
		Les Tilley		800m	800m	(0:14.12)	(0:11.48)	(0:11.17)	(0:11.29)	(0:11.57)	(0:12.37)						

Scratched: Been A Secret (#5), Runaway Tycoon (#7), Majestic Boom (#2), Thee Creek (#6), The Wheelbarrow (#12)



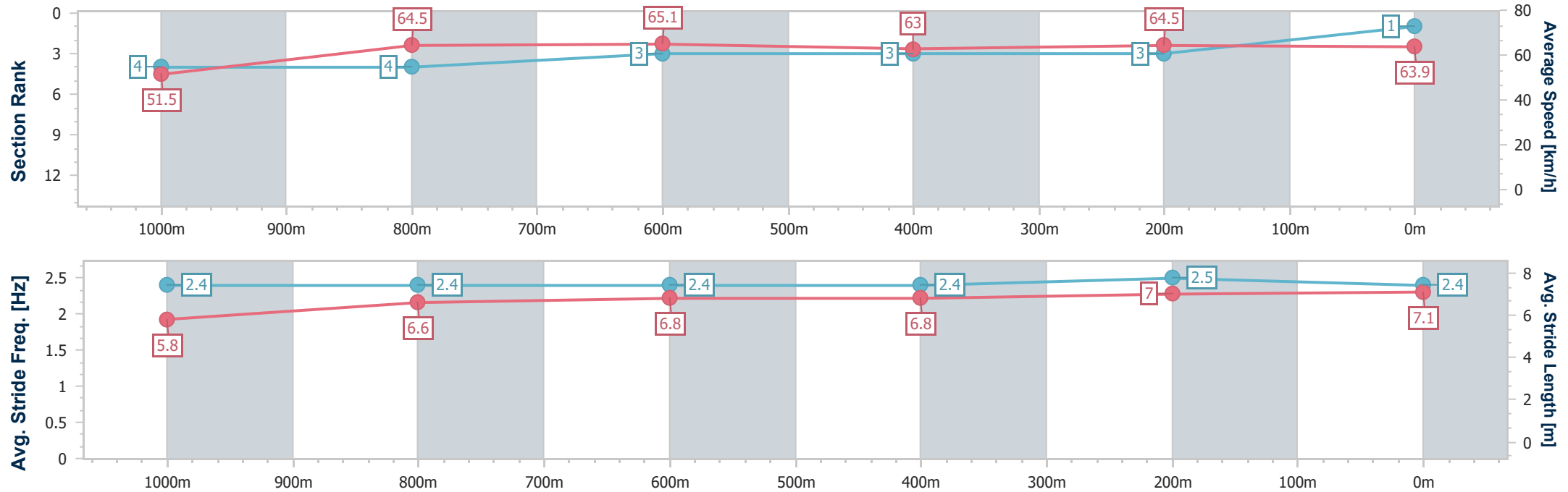
Horse/Jockey Name	Blantons Run
Final Rank	1
Fastest Section Time (Section)	0:11.09 (800m)
Top Speed [km/h] (Section)	66.0 (800m)
Race State	Finished



IpswichProfessional  
Race 6: BARRIER REEF POOLS BENCHMARK 65 Handicap - 1200m  
10 January 2026 - 15:45  
Track Rating: Good 4, Weather: Overcast, Rail Position: True Entire Circuit



Section	Overall	1000m	800m	600m	400m	200m							
Section Times	1:10.07 [1] (0:13.95)	0:56.12 [4] (0:11.17)	0:44.95 [4] (0:11.09)	0:33.86 [3] (0:11.43)	0:22.43 [3] (0:11.19)	0:11.24 [3] (0:11.24)							
Average Speed [km/h]	51.5	64.5	65.1	63.0	64.5	63.9							
Top Speed [km/h]	64.0	66.0	66.0	64.8	65.6	65.3							
Avg. Dist. to Rail [m]	4.0	0.9	0.2	0.3	0.7	3.6							
Avg. Stride Freq. [Hz]	2.4	2.4	2.4	2.4	2.5	2.4							
Avg. Stride Length [m]	5.8	6.6	6.8	6.8	7.0	7.1							



[ ] Ranking at each section and finish  
- - - - No data available at this section  
NA No data available





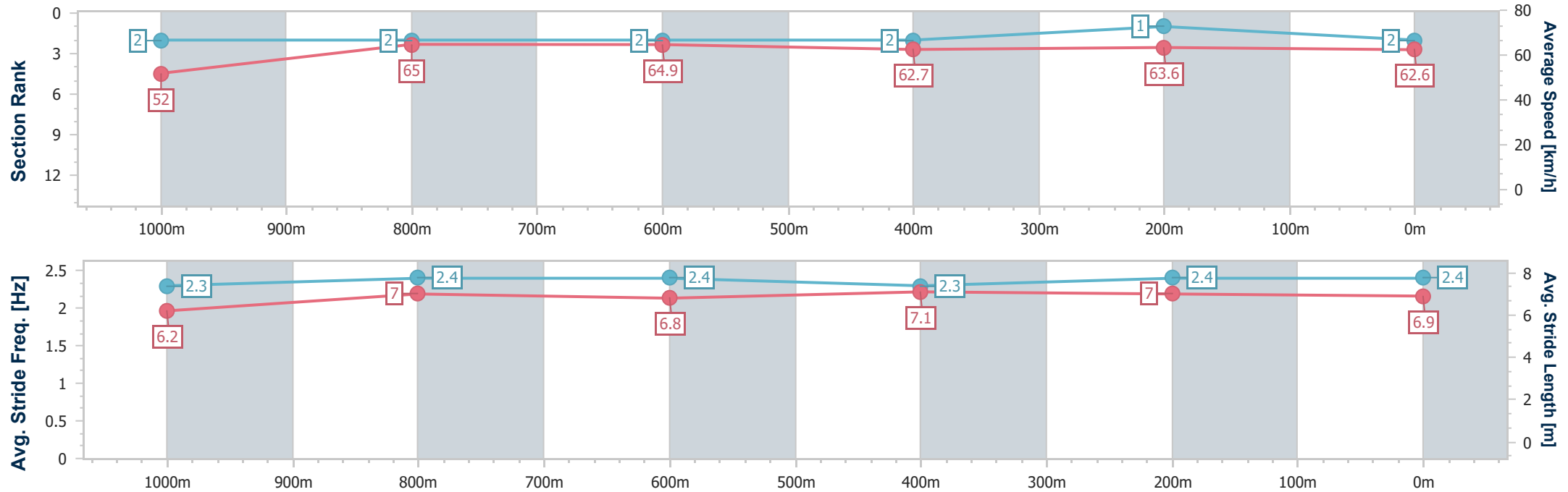
Horse/Jockey Name	Maragical
Final Rank	2
Fastest Section Time (Section)	0:11.06 (800m)
Top Speed [km/h] (Section)	66.4 (1000m)
Race State	Finished



IpswichProfessional  
Race 6: BARRIER REEF POOLS BENCHMARK 65 Handicap - 1200m  
10 January 2026 - 15:45  
Track Rating: Good 4, Weather: Overcast, Rail Position: True Entire Circuit



Section	Overall	1000m	800m	600m	400m	200m								
Section Times	1:10.22 [2] (0:13.83)	0:56.39 [2] (0:11.13)	0:45.26 [2] (0:11.06)	0:34.20 [2] (0:11.44)	0:22.76 [2] (0:11.25)	0:11.51 [1] (0:11.51)								
Average Speed [km/h]	52.0	65.0	64.9	62.7	63.6	62.6								
Top Speed [km/h]	63.8	66.4	65.6	63.9	64.9	64.8								
Avg. Dist. to Rail [m]	5.6	1.8	0.4	1.0	0.8	1.7								
Avg. Stride Freq. [Hz]	2.3	2.4	2.4	2.3	2.4	2.4								
Avg. Stride Length [m]	6.2	7.0	6.8	7.1	7.0	6.9								





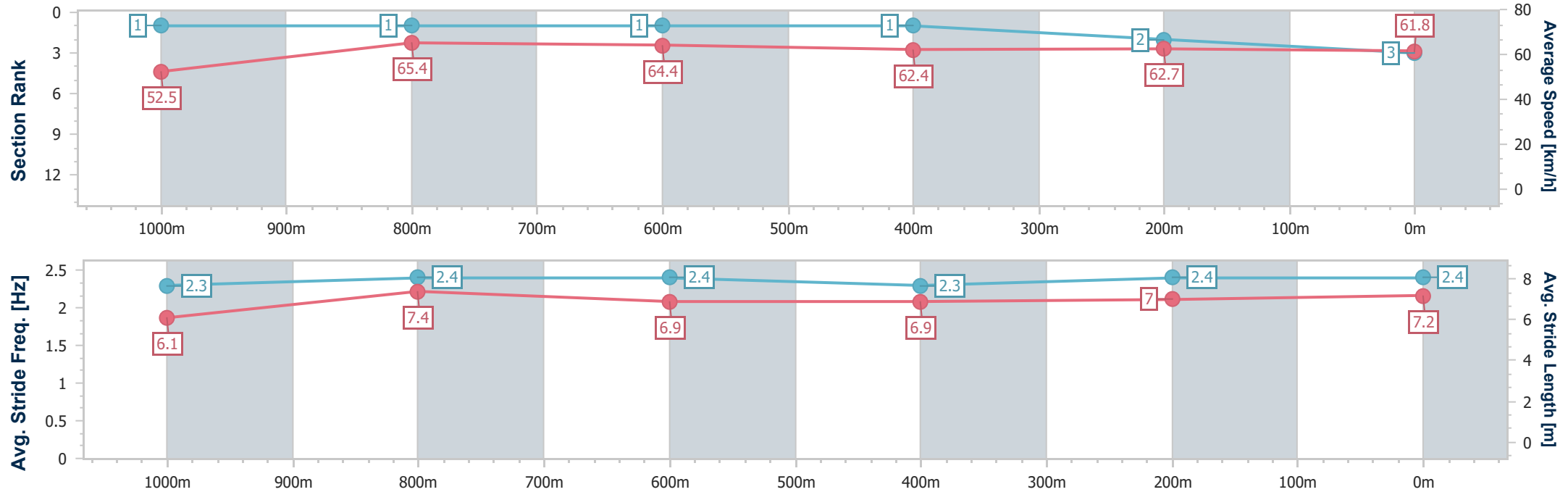
Horse/Jockey Name	Alfa Lily
Final Rank	3
Fastest Section Time (Section)	0:11.02 (1000m)
Top Speed [km/h] (Section)	65.7 (1000m)
Race State	Finished



IpswichProfessional  
Race 6: BARRIER REEF POOLS BENCHMARK 65 Handicap - 1200m  
10 January 2026 - 15:45  
Track Rating: Good 4, Weather: Overcast, Rail Position: True Entire Circuit



Section	Overall	1000m	800m	600m	400m	200m								
Section Times	1:10.41 [3] (0:13.72)	0:56.69 [1] (0:11.02)	0:45.67 [1] (0:11.11)	0:34.56 [1] (0:11.48)	0:23.08 [1] (0:11.43)	0:11.65 [2] (0:11.65)								
Average Speed [km/h]	52.5	65.4	64.4	62.4	62.7	61.8								
Top Speed [km/h]	65.7	65.7	65.7	63.4	63.8	63.3								
Avg. Dist. to Rail [m]	8.7	1.8	0.6	1.2	1.3	0.3								
Avg. Stride Freq. [Hz]	2.3	2.4	2.4	2.3	2.4	2.4								
Avg. Stride Length [m]	6.1	7.4	6.9	6.9	7.0	7.2								



[ ] Ranking at each section and finish  
- - - - No data available at this section  
NA No data available



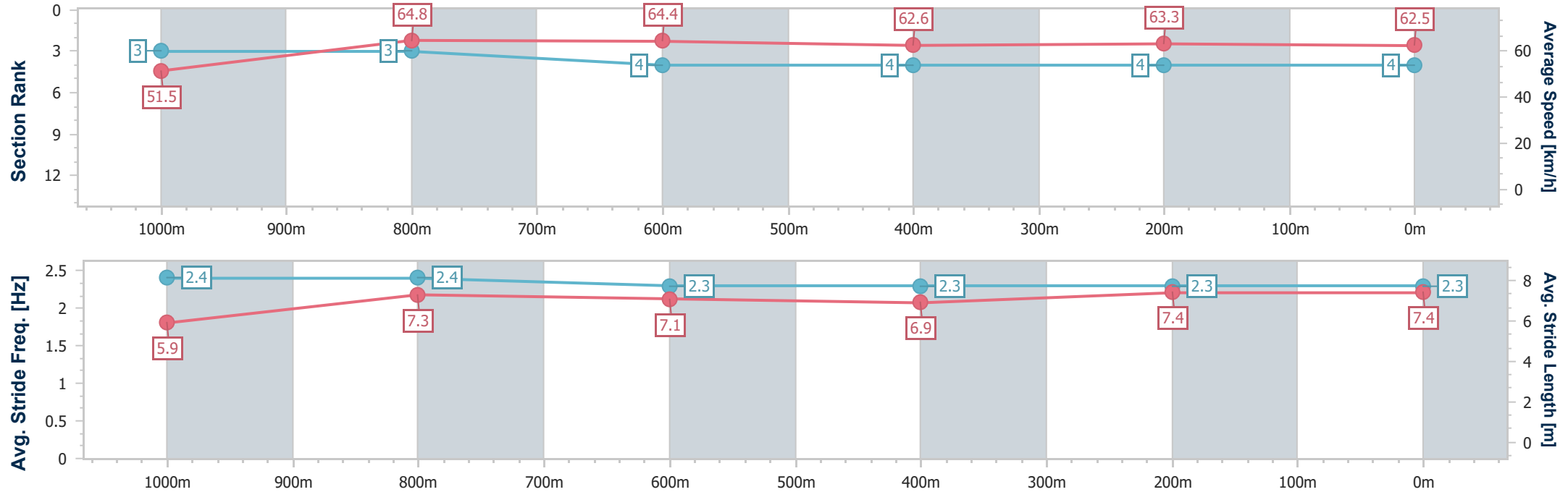
Horse/Jockey Name	Resurrected
Final Rank	4
Fastest Section Time (Section)	0:11.15 (1000m)
Top Speed [km/h] (Section)	65.4 (1000m)
Race State	Finished



IpswichProfessional  
Race 6: BARRIER REEF POOLS BENCHMARK 65 Handicap - 1200m  
10 January 2026 - 15:45  
Track Rating: Good 4, Weather: Overcast, Rail Position: True Entire Circuit



Section	Overall	1000m	800m	600m	400m	200m							
Section Times	1:10.50 [4] (0:13.95)	0:56.55 [3] (0:11.15)	0:45.40 [3] (0:11.16)	0:34.24 [4] (0:11.41)	0:22.83 [4] (0:11.32)	0:11.51 [4] (0:11.51)							
Average Speed [km/h]	51.5	64.8	64.4	62.6	63.3	62.5							
Top Speed [km/h]	65.1	65.4	65.4	63.8	63.9	63.9							
Avg. Dist. to Rail [m]	3.3	0.7	0.7	1.2	1.1	1.1							
Avg. Stride Freq. [Hz]	2.4	2.4	2.3	2.3	2.3	2.3							
Avg. Stride Length [m]	5.9	7.3	7.1	6.9	7.4	7.4							



[ ] Ranking at each section and finish  
-.-.- No data available at this section  
NA No data available



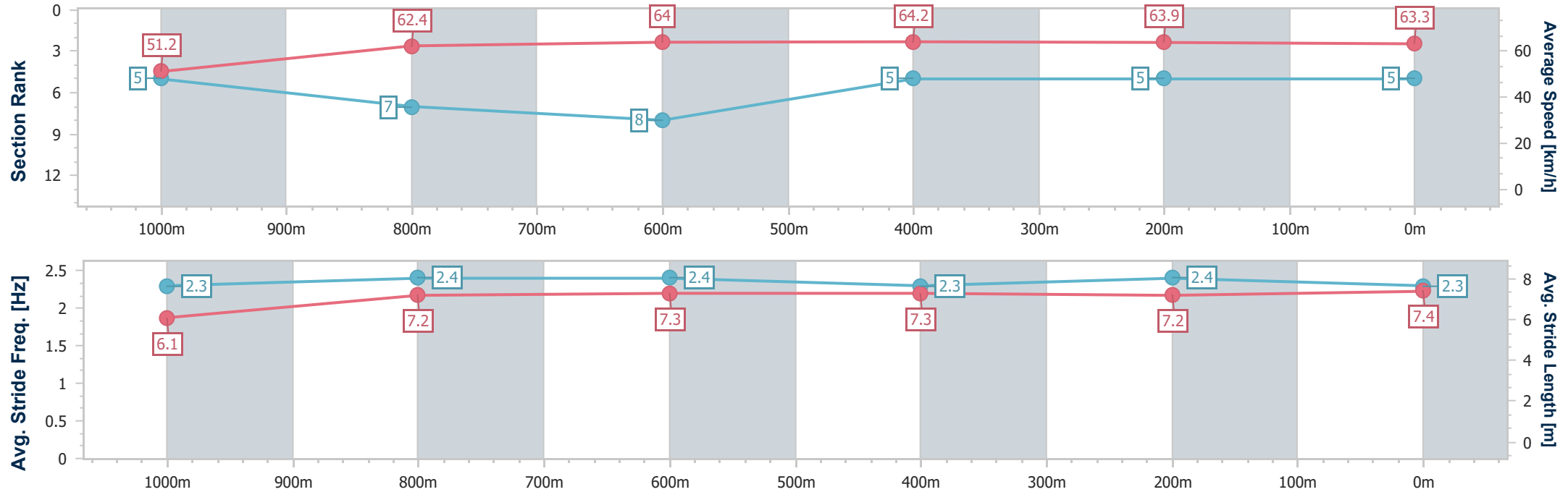
Horse/Jockey Name	Cardiologist
Final Rank	5
Fastest Section Time (Section)	0:11.11 (600m)
Top Speed [km/h] (Section)	65.2 (400m)
Race State	Finished



IpswichProfessional  
Race 6: BARRIER REEF POOLS BENCHMARK 65 Handicap - 1200m  
10 January 2026 - 15:45  
Track Rating: Good 4, Weather: Overcast, Rail Position: True Entire Circuit



Section	Overall	1000m	800m	600m	400m	200m								
Section Times	1:10.50 [5] (0:14.03)	0:56.47 [5] (0:11.62)	0:44.85 [7] (0:11.22)	0:33.63 [8] (0:11.11)	0:22.52 [5] (0:11.13)	0:11.39 [5] (0:11.39)								
Average Speed [km/h]	51.2	62.4	64.0	64.2	63.9	63.3								
Top Speed [km/h]	64.0	64.0	65.1	65.1	65.2	64.3								
Avg. Dist. to Rail [m]	7.4	2.5	1.0	2.3	1.6	1.5								
Avg. Stride Freq. [Hz]	2.3	2.4	2.4	2.3	2.4	2.3								
Avg. Stride Length [m]	6.1	7.2	7.3	7.3	7.2	7.4								





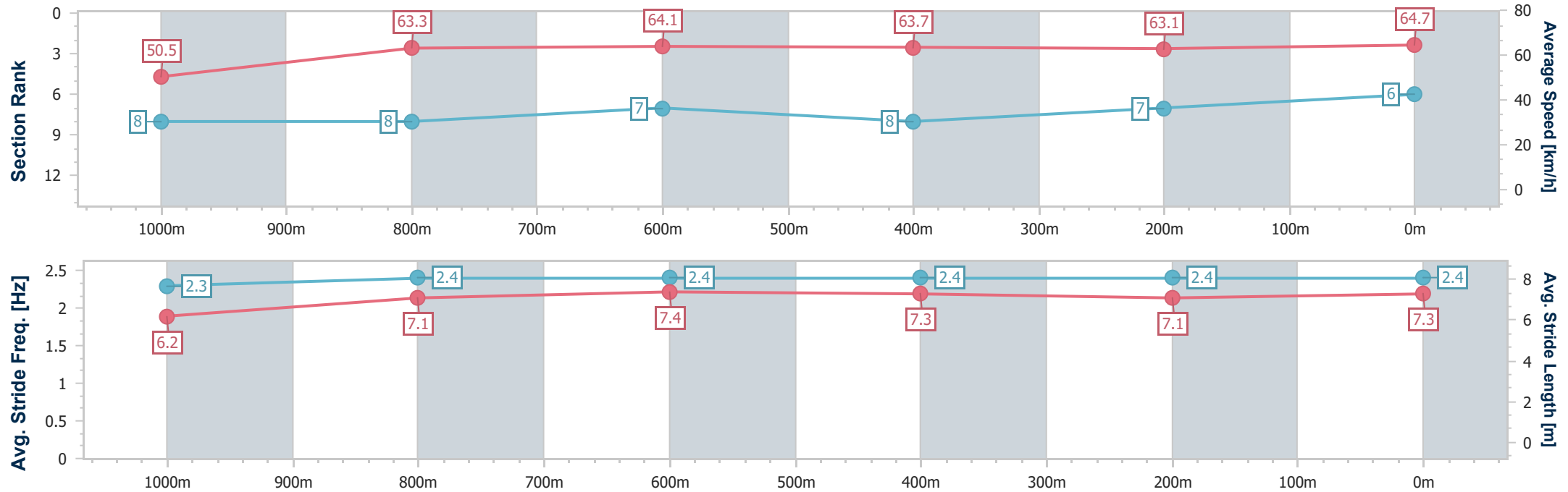
Horse/Jockey Name	Nightcapped
Final Rank	6
Fastest Section Time (Section)	0:11.12 (200m)
Top Speed [km/h] (Section)	65.8 (800m)
Race State	Finished



IpswichProfessional  
Race 6: BARRIER REEF POOLS BENCHMARK 65 Handicap - 1200m  
10 January 2026 - 15:45  
Track Rating: Good 4, Weather: Overcast, Rail Position: True Entire Circuit



Section	Overall	1000m	800m	600m	400m	200m							
Section Times	1:10.66 [6] (0:14.26)	0:56.40 [8] (0:11.40)	0:45.00 [8] (0:11.18)	0:33.82 [7] (0:11.30)	0:22.52 [8] (0:11.40)	0:11.12 [7] (0:11.12)							
Average Speed [km/h]	50.5	63.3	64.1	63.7	63.1	64.7							
Top Speed [km/h]	63.6	64.5	65.8	64.9	65.2	65.7							
Avg. Dist. to Rail [m]	6.4	1.3	0.2	0.3	0.9	3.8							
Avg. Stride Freq. [Hz]	2.3	2.4	2.4	2.4	2.4	2.4							
Avg. Stride Length [m]	6.2	7.1	7.4	7.3	7.1	7.3							





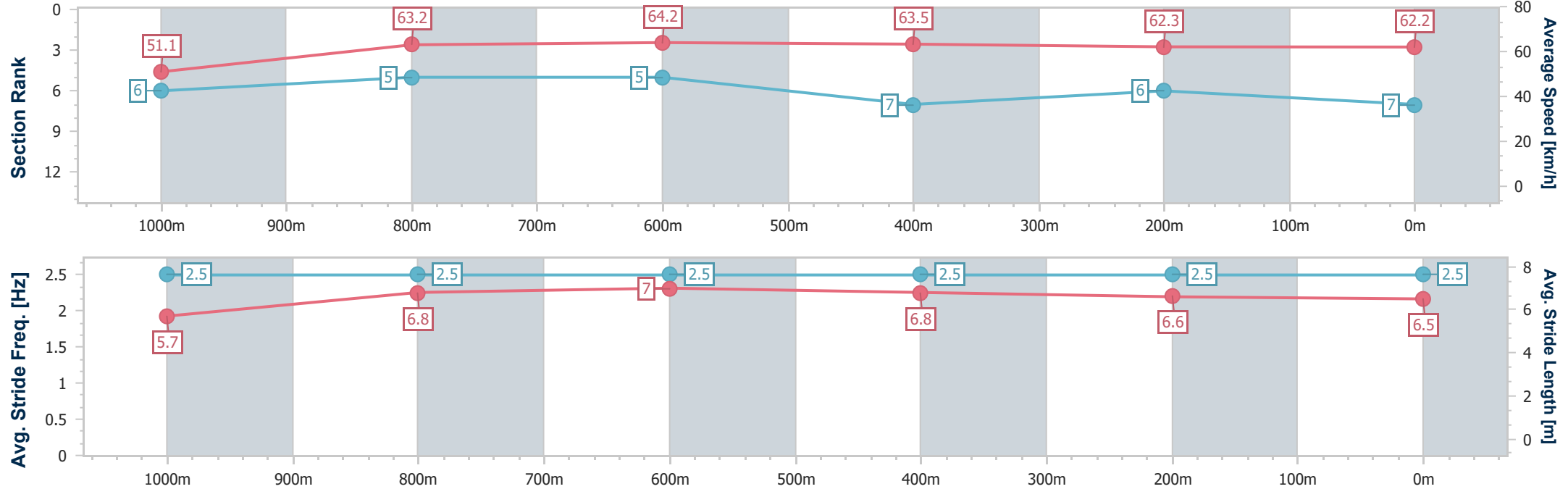
Horse/Jockey Name	Fighting Idol
Final Rank	7
Fastest Section Time (Section)	0:11.28 (800m)
Top Speed [km/h] (Section)	65.5 (600m)
Race State	Finished



IpswichProfessional  
Race 6: BARRIER REEF POOLS BENCHMARK 65 Handicap - 1200m  
10 January 2026 - 15:45  
Track Rating: Good 4, Weather: Overcast, Rail Position: True Entire Circuit



Section	Overall	1000m	800m	600m	400m	200m							
Section Times	1:11.08 [7] (0:14.07)	0:57.01 [6] (0:11.41)	0:45.60 [5] (0:11.28)	0:34.32 [5] (0:11.32)	0:23.00 [7] (0:11.40)	0:11.60 [6] (0:11.60)							
Average Speed [km/h]	51.1	63.2	64.2	63.5	62.3	62.2							
Top Speed [km/h]	64.4	64.1	64.4	65.5	63.3	62.7							
Avg. Dist. to Rail [m]	4.9	1.4	1.2	1.2	3.0	1.5							
Avg. Stride Freq. [Hz]	2.5	2.5	2.5	2.5	2.5	2.5							
Avg. Stride Length [m]	5.7	6.8	7.0	6.8	6.6	6.5							





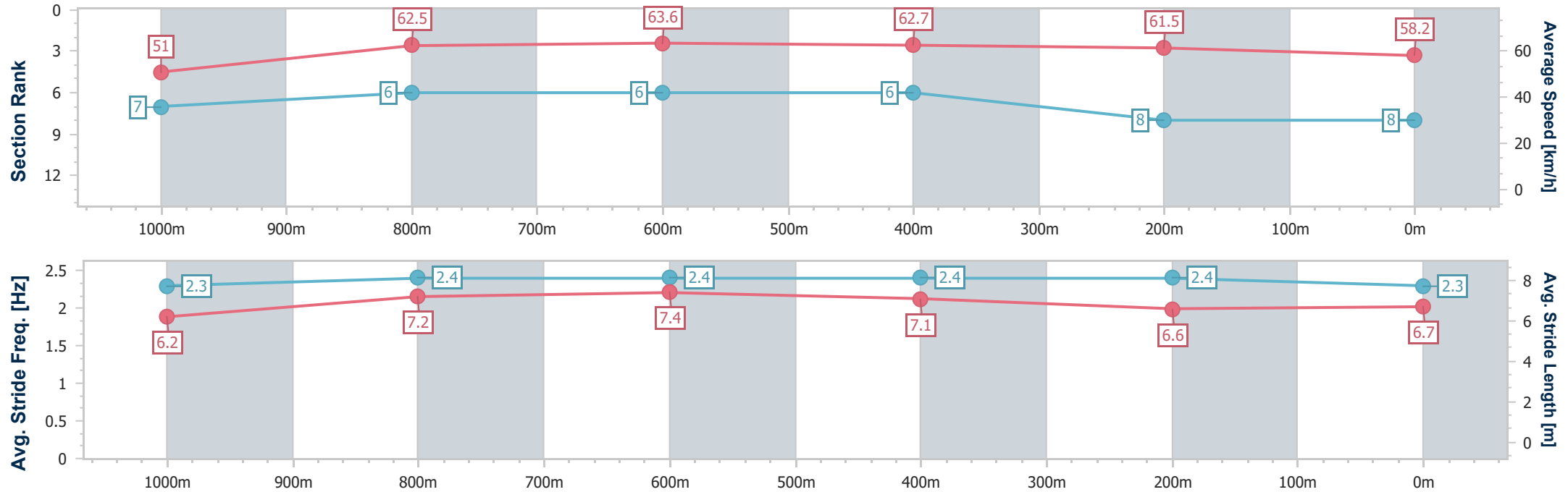
Horse/Jockey Name	All I Want Is You
Final Rank	8
Fastest Section Time (Section)	0:11.17 (800m)
Top Speed [km/h] (Section)	64.7 (800m)
Race State	Finished



IpswichProfessional  
Race 6: BARRIER REEF POOLS BENCHMARK 65 Handicap - 1200m  
10 January 2026 - 15:45  
Track Rating: Good 4, Weather: Overcast, Rail Position: True Entire Circuit



Section	Overall	1000m	800m	600m	400m	200m							
Section Times	1:12.00 [8] (0:14.12)	0:57.88 [7] (0:11.48)	0:46.40 [6] (0:11.17)	0:35.23 [6] (0:11.29)	0:23.94 [6] (0:11.57)	0:12.37 [8] (0:12.37)							
Average Speed [km/h]	51.0	62.5	63.6	62.7	61.5	58.2							
Top Speed [km/h]	64.5	64.5	64.7	63.8	62.5	61.0							
Avg. Dist. to Rail [m]	1.2	1.5	3.2	4.0	2.3	0.6							
Avg. Stride Freq. [Hz]	2.3	2.4	2.4	2.4	2.4	2.3							
Avg. Stride Length [m]	6.2	7.2	7.4	7.1	6.6	6.7							





# IpswichProfessional

## Race 7: SEVEN BENCHMARK 78 Handicap - 1350m

10 January 2026 - 16:22



Track Rating: Good 4, Weather: Overcast, Rail Position: True Entire Circuit

Section		Overall				1200m	1000m	800m	600m	400m	Last 600m	
Field Times		1:18.55 (0:10.85)				1:07.70 (0:11.04)	0:56.66 (0:11.08)	0:45.58 (0:11.05)	0:34.53 (0:10.93)	0:23.60 (0:11.34)	0:34.53	
Rank	TAB	Horse/Jockey	Barrier	Top Speed [km/h]	Fastest Section							Distance Travelled [m]
1	10	MISHANI CROWN	10	66.5	0:10.85	1:18.55 [1]	1:07.70 [1]	0:56.66 [1]	0:45.58 [1]	0:34.53 [1]	0:23.60 [1]	0:34.53
		Olivia Kendal		1200m	Overall	(0:10.85)	(0:11.04)	(0:11.08)	(0:11.05)	(0:10.93)	(0:11.34)	
2	11	SOUTHERN CHARM	3	66.8	0:11.00	1:19.03 [2]	1:07.75 [5]	0:56.73 [3]	0:45.69 [3]	0:34.69 [3]	0:23.69 [2]	0:34.69 -1
		Tahlia Fenlon		1200m	800m	(0:11.28)	(0:11.02)	(0:11.04)	(0:11.00)	(0:11.00)	(0:11.48)	
3	7	DIANA'S AFFAIR	1	66.3	0:11.05	1:19.49 [3]	1:07.91 [8]	0:56.77 [8]	0:45.55 [8]	0:34.49 [8]	0:23.44 [9]	0:34.49 +0
		Jett Newman		1200m	600m	(0:11.58)	(0:11.14)	(0:11.22)	(0:11.06)	(0:11.05)	(0:11.48)	
4	4	TREPORTI	4	65.9	0:10.92	1:19.56 [4]	1:08.49 [3]	0:57.24 [4]	0:46.07 [4]	0:35.15 [4]	0:24.09 [4]	0:35.15 -1
		Adin Thompson		1200m	800m	(0:11.07)	(0:11.25)	(0:11.17)	(0:10.92)	(0:11.06)	(0:11.69)	
5	2	SPANISH FOX	6	66.0	0:11.03	1:19.60 [5]	1:08.38 [4]	0:57.26 [5]	0:45.98 [5]	0:34.95 [5]	0:23.86 [5]	0:34.95 +5
		Jasper Franklin		800m	800m	(0:11.22)	(0:11.12)	(0:11.28)	(0:11.03)	(0:11.09)	(0:11.57)	
6	5	INFLUENTIAL	5	66.9	0:10.80	1:19.64 [6]	1:08.01 [9]	0:56.74 [9]	0:45.52 [9]	0:34.64 [8]	0:23.84 [7]	0:34.64 -3
		Corey Sutherland		800m	600m	(0:11.63)	(0:11.27)	(0:11.22)	(0:10.88)	(0:10.80)	(0:11.56)	
7	6	TWYFORD	8	65.8	0:10.98	1:20.32 [7]	1:08.82 [7]	0:57.84 [6]	0:46.64 [6]	0:35.55 [6]	0:24.48 [8]	0:35.55 +1
		Danny Peisley		1200m	1200m	(0:11.50)	(0:10.98)	(0:11.20)	(0:11.09)	(0:11.07)	(0:11.65)	
8	8	FAKE MAGIC	7	66.6	0:10.97	1:21.01 [8]	1:09.73 [6]	0:58.45 [7]	0:47.27 [7]	0:36.23 [7]	0:25.26 [6]	0:36.23 +3
		Michael Murphy		600m	600m	(0:11.28)	(0:11.28)	(0:11.18)	(0:11.04)	(0:10.97)	(0:12.14)	
9	12	BEEN A SECRET	2	66.5	0:10.97	1:21.48 [9]	1:10.51 [2]	0:59.44 [2]	0:48.37 [2]	0:37.29 [2]	0:26.10 [3]	0:37.29 +3
		Les Tilley		1200m	Overall	(0:10.97)	(0:11.07)	(0:11.07)	(0:11.08)	(0:11.19)	(0:12.34)	
10	9	ASPEN COLORADO	9	66.4	0:11.00	1:22.73 [10]	1:10.93 [10]	0:59.76 [10]	0:48.54 [10]	0:37.54 [10]	0:26.20 [10]	0:37.54 +3
		Karl Zechner		1200m	800m	(0:11.80)	(0:11.17)	(0:11.22)	(0:11.00)	(0:11.34)	(0:12.51)	

Scratched: Secret Plan (#1), Capo Strada (#3)

Report Created: Sat 10 January 2026 16:42 GMT+1 (Note: Timing is based on position data)

Page 1/12

[ ] Ranking at each section and finish  
-:-:- No data available at this section  
NA No data available

SCN Saddle cloth number  
DNF Did not finish  
DNT Did not track

data processed by  TRIPLESDATA





# IpswichProfessional

## Race 7: SEVEN BENCHMARK 78 Handicap - 1350m

10 January 2026 - 16:22



Track Rating: Good 4, Weather: Overcast, Rail Position: True Entire Circuit

Section Field Times				200m 0:12.26 (0:12.26)				Last 600m 0:34.53	
Rank	TAB	Horse/Jockey	Barrier	Top Speed [km/h]	Fastest Section	Margin		Distance Travelled [m]	
1	10	MISHANI CROWN	10	66.5	0:10.85	0:12.26 [1]	1:18.55	0:34.53	
		Olivia Kendal		1200m	Overall	(0:12.26)			
2	11	SOUTHERN CHARM	3	66.8	0:11.00	0:12.21 [2]	2.84L	0:34.69	-1
		Tahlia Fenlon		1200m	800m	(0:12.21)			
3	7	DIANA'S AFFAIR	1	66.3	0:11.05	0:11.96 [7]	5.52L	0:34.49	+0
		Jett Newman		1200m	600m	(0:11.96)			
4	4	TREPORTI	4	65.9	0:10.92	0:12.40 [3]	5.95L	0:35.15	-1
		Adin Thompson		1200m	800m	(0:12.40)			
5	2	SPANISH FOX	6	66.0	0:11.03	0:12.29 [4]	6.2L	0:34.95	+5
		Jasper Franklin		800m	800m	(0:12.29)			
6	5	INFLUENTIAL	5	66.9	0:10.80	0:12.28 [5]	6.42L	0:34.64	-3
		Corey Sutherland		800m	600m	(0:12.28)			
7	6	TWYFORD	8	65.8	0:10.98	0:12.83 [6]	10.46L	0:35.55	+1
		Danny Peisley		1200m	1200m	(0:12.83)			
8	8	FAKE MAGIC	7	66.6	0:10.97	0:13.12 [9]	14.48L	0:36.23	+3
		Michael Murphy		600m	600m	(0:13.12)			
9	12	BEEN A SECRET	2	66.5	0:10.97	0:13.76 [8]	17.26L	0:37.29	+3
		Les Tilley		1200m	Overall	(0:13.76)			
10	9	ASPEN COLORADO	9	66.4	0:11.00	0:13.69 [10]	24.62L	0:37.54	+3
		Karl Zechner		1200m	800m	(0:13.69)			

Scratched: Secret Plan (#1), Capo Strada (#3)



Horse/Jockey Name	Mishani Crown
Final Rank	1
Fastest Section Time (Section)	0:10.85 (Overall)
Top Speed [km/h] (Section)	66.5 (1200m)
Race State	Finished

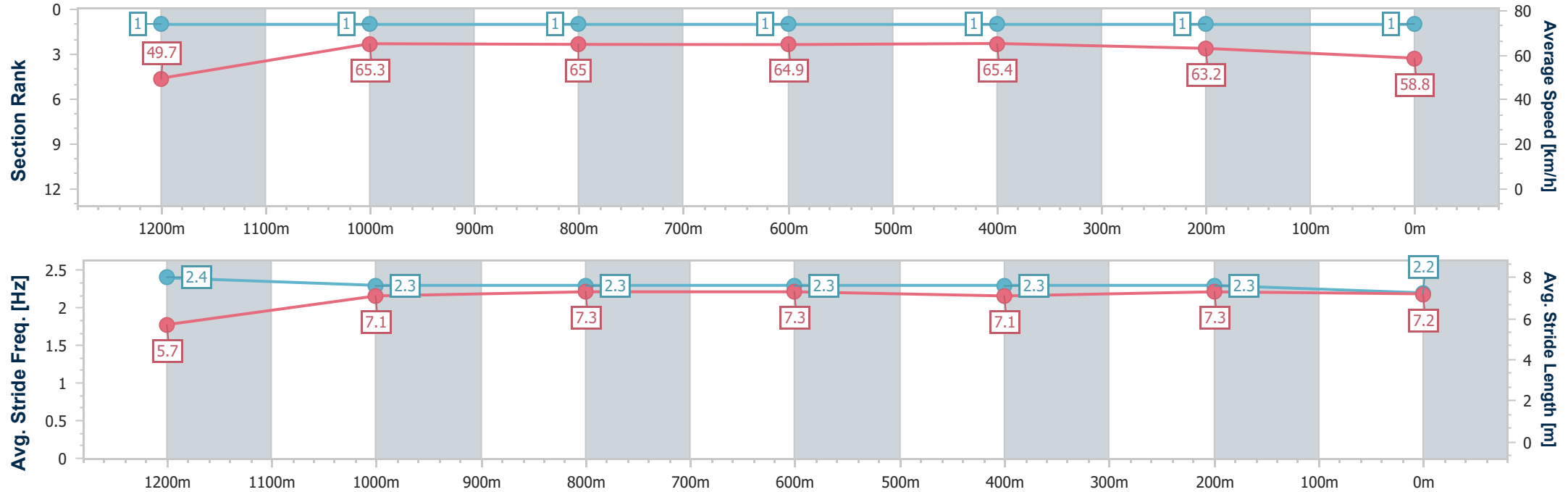


IpswichProfessional  
Race 7: SEVEN BENCHMARK 78 Handicap - 1350m

10 January 2026 - 16:22  
Track Rating: Good 4, Weather: Overcast, Rail Position: True Entire Circuit



Section	Overall	1200m	1000m	800m	600m	400m	200m						
Section Times	1:18.55 [1] (0:10.85)	1:07.70 [1] (0:11.04)	0:56.66 [1] (0:11.08)	0:45.58 [1] (0:11.05)	0:34.53 [1] (0:10.93)	0:23.60 [1] (0:11.34)	0:12.26 [1] (0:12.26)						
Average Speed [km/h]	49.7	65.3	65.0	64.9	65.4	63.2	58.8						
Top Speed [km/h]	66.2	66.5	65.1	65.1	66.3	64.9	61.6						
Avg. Dist. to Rail [m]	7.7	2.1	0.2	1.1	1.5	0.9	0.5						
Avg. Stride Freq. [Hz]	2.4	2.3	2.3	2.3	2.3	2.3	2.2						
Avg. Stride Length [m]	5.7	7.1	7.3	7.3	7.1	7.3	7.2						



- [ ] Ranking at each section and finish
- .-.- No data available at this section
- NA No data available



Horse/Jockey Name	Southern Charm
Final Rank	2
Fastest Section Time (Section)	0:11.00 (800m)
Top Speed [km/h] (Section)	66.8 (1200m)
Race State	Finished

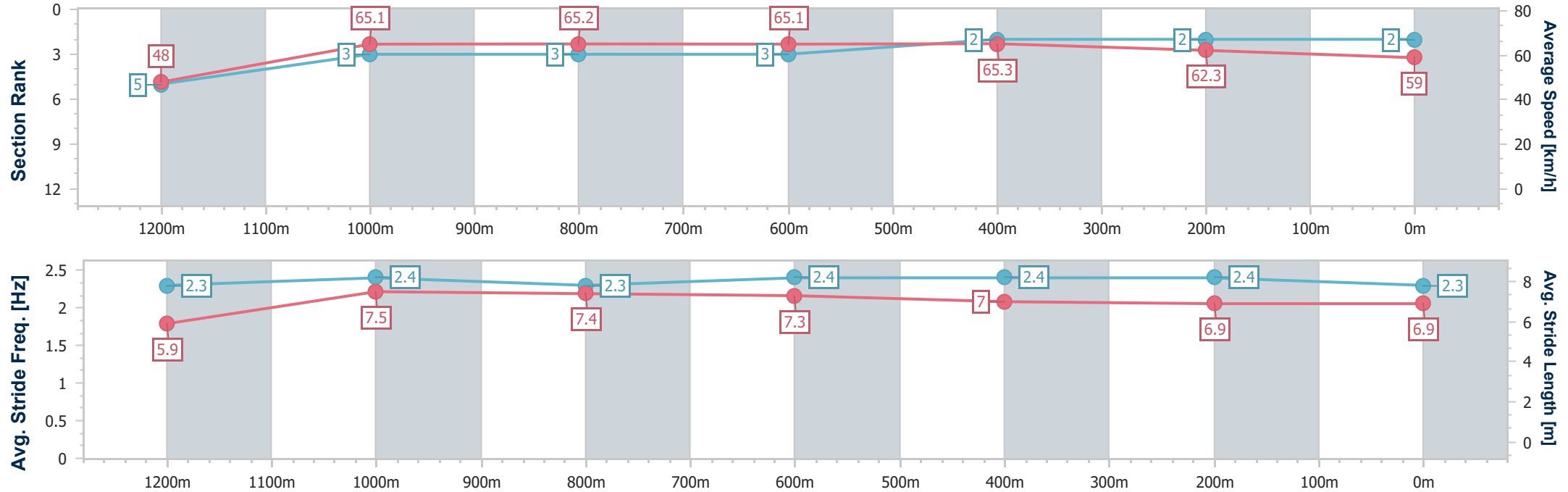


IpswichProfessional  
Race 7: SEVEN BENCHMARK 78 Handicap - 1350m

10 January 2026 - 16:22  
Track Rating: Good 4, Weather: Overcast, Rail Position: True Entire Circuit



Section	Overall	1200m	1000m	800m	600m	400m	200m						
Section Times	1:19.03 [2] (0:11.28)	1:07.75 [5] (0:11.02)	0:56.73 [3] (0:11.04)	0:45.69 [3] (0:11.00)	0:34.69 [3] (0:11.00)	0:23.69 [2] (0:11.48)	0:12.21 [2] (0:12.21)						
Average Speed [km/h]	48.0	65.1	65.2	65.1	65.3	62.3	59.0						
Top Speed [km/h]	65.0	66.8	65.9	65.7	65.8	64.4	61.1						
Avg. Dist. to Rail [m]	2.3	0.8	0.4	1.0	1.4	1.1	1.0						
Avg. Stride Freq. [Hz]	2.3	2.4	2.3	2.4	2.4	2.4	2.3						
Avg. Stride Length [m]	5.9	7.5	7.4	7.3	7.0	6.9	6.9						





Horse/Jockey Name	Diana's Affair
Final Rank	3
Fastest Section Time (Section)	0:11.05 (600m)
Top Speed [km/h] (Section)	66.3 (1200m)
Race State	Finished

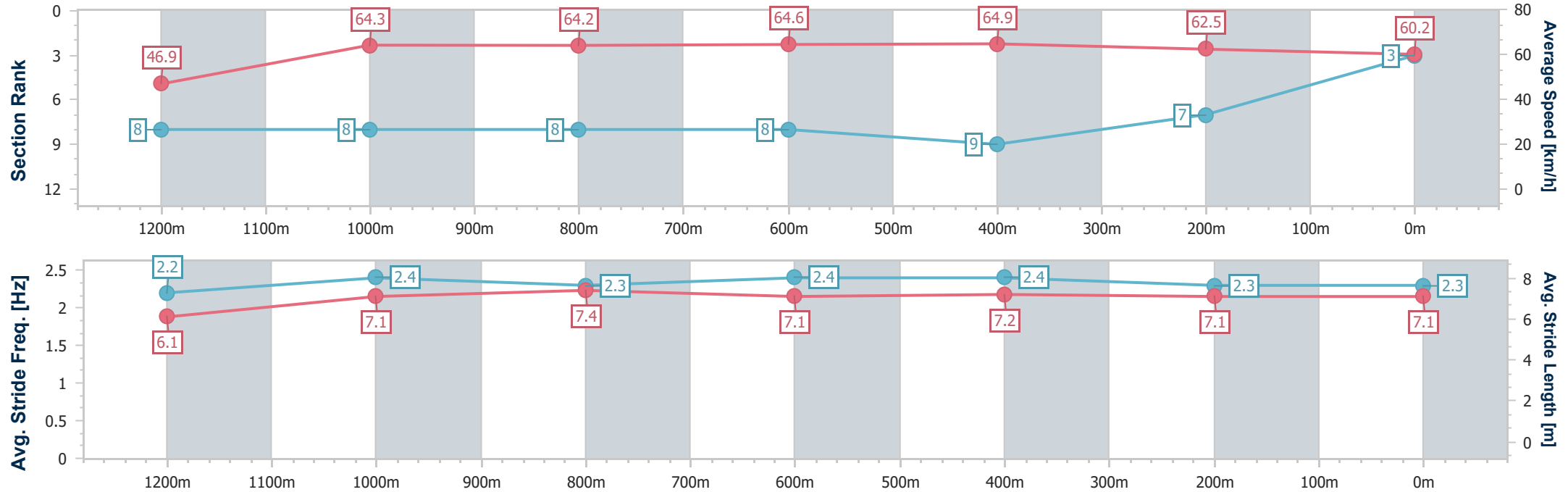


IpswichProfessional  
Race 7: SEVEN BENCHMARK 78 Handicap - 1350m

10 January 2026 - 16:22  
Track Rating: Good 4, Weather: Overcast, Rail Position: True Entire Circuit



Section	Overall	1200m	1000m	800m	600m	400m	200m						
Section Times	1:19.49 [3] (0:11.58)	1:07.91 [8] (0:11.14)	0:56.77 [8] (0:11.22)	0:45.55 [8] (0:11.06)	0:34.49 [8] (0:11.05)	0:23.44 [9] (0:11.48)	0:11.96 [7] (0:11.96)						
Average Speed [km/h]	46.9	64.3	64.2	64.6	64.9	62.5	60.2						
Top Speed [km/h]	63.4	66.3	65.4	65.1	65.6	64.1	62.3						
Avg. Dist. to Rail [m]	0.5	0.7	0.7	1.6	1.6	1.8	4.3						
Avg. Stride Freq. [Hz]	2.2	2.4	2.3	2.4	2.4	2.3	2.3						
Avg. Stride Length [m]	6.1	7.1	7.4	7.1	7.2	7.1	7.1						



- [ ] Ranking at each section and finish
- .-.-.- No data available at this section
- NA No data available



Horse/Jockey Name	Treporti
Final Rank	4
Fastest Section Time (Section)	0:10.92 (800m)
Top Speed [km/h] (Section)	65.9 (1200m)
Race State	Finished

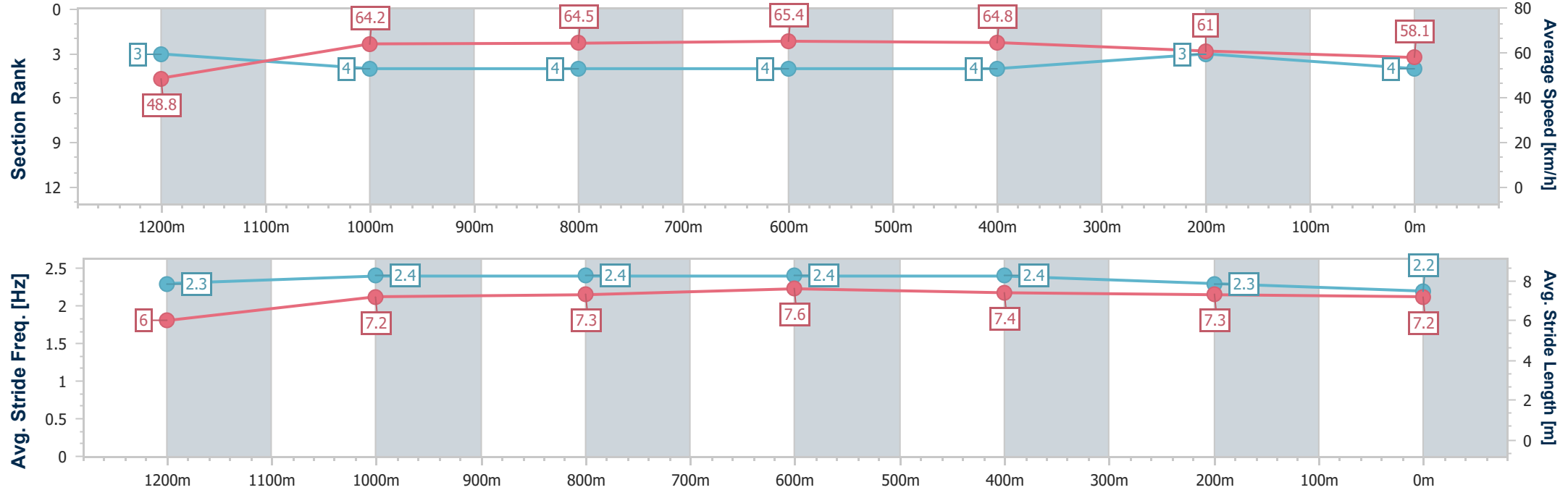


IpswichProfessional  
Race 7: SEVEN BENCHMARK 78 Handicap - 1350m

10 January 2026 - 16:22  
Track Rating: Good 4, Weather: Overcast, Rail Position: True Entire Circuit



Section	Overall	1200m	1000m	800m	600m	400m	200m						
Section Times	1:19.56 [4] (0:11.07)	1:08.49 [3] (0:11.25)	0:57.24 [4] (0:11.17)	0:46.07 [4] (0:10.92)	0:35.15 [4] (0:11.06)	0:24.09 [4] (0:11.69)	0:12.40 [3] (0:12.40)						
Average Speed [km/h]	48.8	64.2	64.5	65.4	64.8	61.0	58.1						
Top Speed [km/h]	64.0	65.9	65.4	65.9	65.5	63.7	60.6						
Avg. Dist. to Rail [m]	3.3	2.3	0.5	1.8	1.8	1.2	0.6						
Avg. Stride Freq. [Hz]	2.3	2.4	2.4	2.4	2.4	2.3	2.2						
Avg. Stride Length [m]	6.0	7.2	7.3	7.6	7.4	7.3	7.2						



- [ ] Ranking at each section and finish
- .-.- No data available at this section
- NA No data available



Horse/Jockey Name	Spanish Fox
Final Rank	5
Fastest Section Time (Section)	0:11.03 (800m)
Top Speed [km/h] (Section)	66.0 (800m)
Race State	Finished

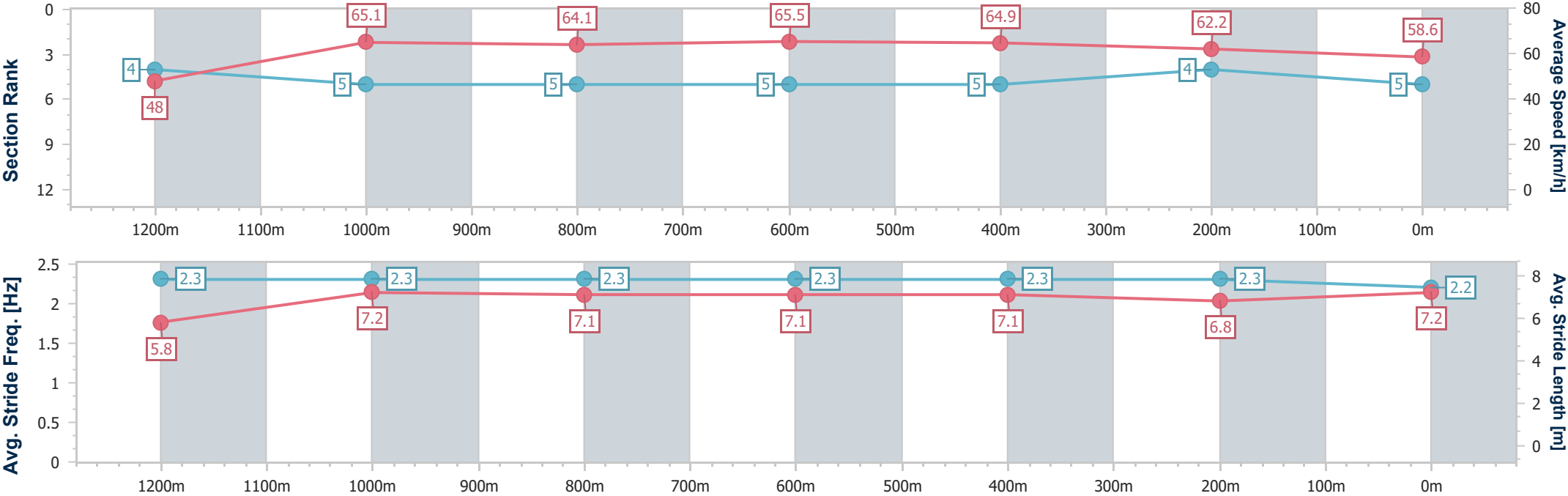


IpswichProfessional  
Race 7: SEVEN BENCHMARK 78 Handicap - 1350m

10 January 2026 - 16:22  
Track Rating: Good 4, Weather: Overcast, Rail Position: True Entire Circuit



Section	Overall	1200m	1000m	800m	600m	400m	200m						
Section Times	1:19.60 [5] (0:11.22)	1:08.38 [4] (0:11.12)	0:57.26 [5] (0:11.28)	0:45.98 [5] (0:11.03)	0:34.95 [5] (0:11.09)	0:23.86 [5] (0:11.57)	0:12.29 [4] (0:12.29)						
Average Speed [km/h]	48.0	65.1	64.1	65.5	64.9	62.2	58.6						
Top Speed [km/h]	63.9	65.5	65.6	66.0	65.8	64.3	60.6						
Avg. Dist. to Rail [m]	5.5	3.7	1.8	0.3	0.2	1.1	2.8						
Avg. Stride Freq. [Hz]	2.3	2.3	2.3	2.3	2.3	2.3	2.2						
Avg. Stride Length [m]	5.8	7.2	7.1	7.1	7.1	6.8	7.2						





Horse/Jockey Name	Influential
Final Rank	6
Fastest Section Time (Section)	0:10.80 (600m)
Top Speed [km/h] (Section)	66.9 (800m)
Race State	Finished

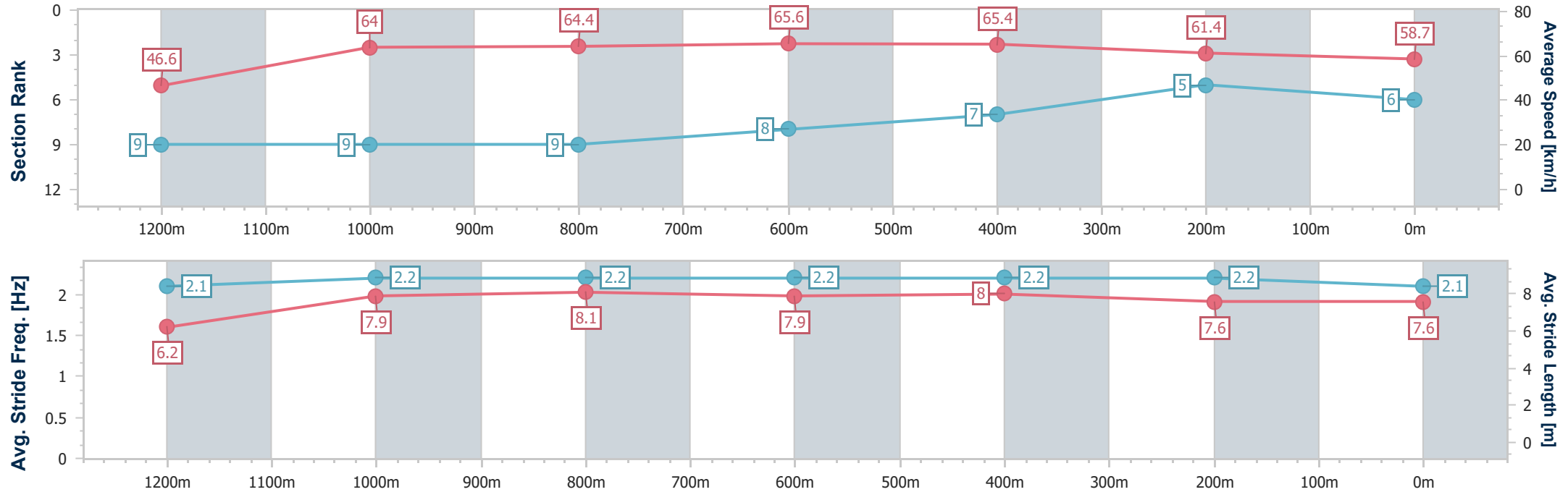


IpswichProfessional  
Race 7: SEVEN BENCHMARK 78 Handicap - 1350m

10 January 2026 - 16:22  
Track Rating: Good 4, Weather: Overcast, Rail Position: True Entire Circuit



Section	Overall	1200m	1000m	800m	600m	400m	200m						
Section Times	1:19.64 [6] (0:11.63)	1:08.01 [9] (0:11.27)	0:56.74 [9] (0:11.22)	0:45.52 [9] (0:10.88)	0:34.64 [8] (0:10.80)	0:23.84 [7] (0:11.56)	0:12.28 [5] (0:12.28)						
Average Speed [km/h]	46.6	64.0	64.4	65.6	65.4	61.4	58.7						
Top Speed [km/h]	62.3	65.1	66.4	66.9	66.3	64.3	60.3						
Avg. Dist. to Rail [m]	3.8	2.6	1.2	2.2	3.6	2.7	2.2						
Avg. Stride Freq. [Hz]	2.1	2.2	2.2	2.2	2.2	2.2	2.1						
Avg. Stride Length [m]	6.2	7.9	8.1	7.9	8.0	7.6	7.6						



[ ] Ranking at each section and finish  
-.-.- No data available at this section  
NA No data available



Horse/Jockey Name	Twyford
Final Rank	7
Fastest Section Time (Section)	0:10.98 (1200m)
Top Speed [km/h] (Section)	65.8 (1200m)
Race State	Finished

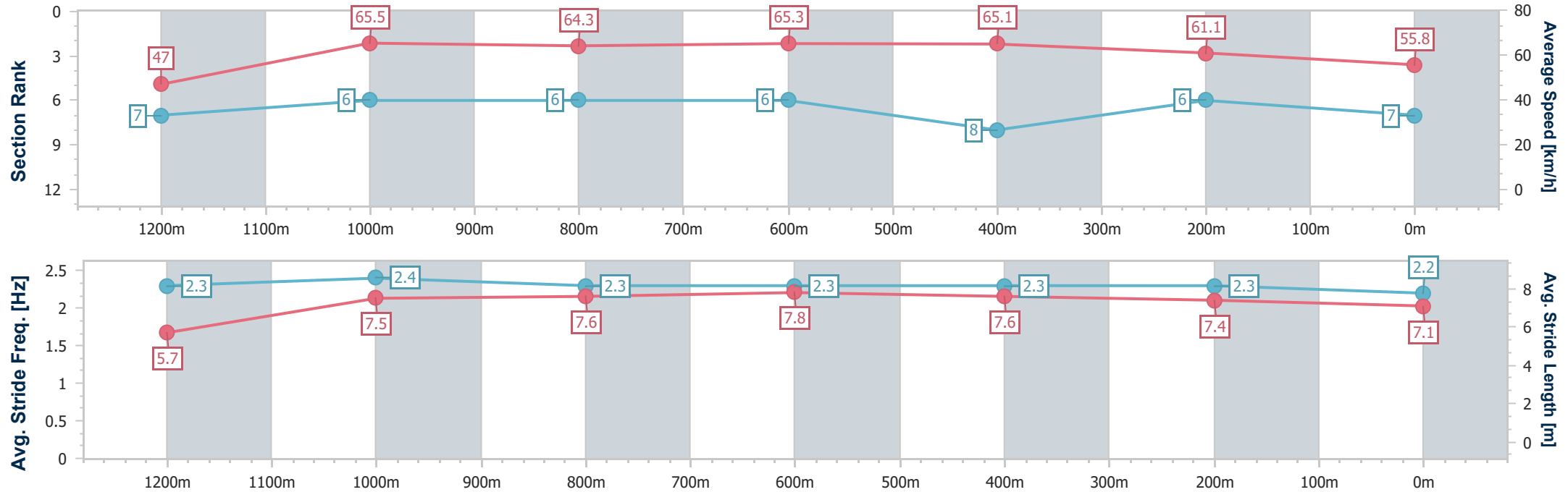


IpswichProfessional  
Race 7: SEVEN BENCHMARK 78 Handicap - 1350m

10 January 2026 - 16:22  
Track Rating: Good 4, Weather: Overcast, Rail Position: True Entire Circuit



Section	Overall	1200m	1000m	800m	600m	400m	200m						
Section Times	1:20.32 [7] (0:11.50)	1:08.82 [7] (0:10.98)	0:57.84 [6] (0:11.20)	0:46.64 [6] (0:11.09)	0:35.55 [6] (0:11.07)	0:24.48 [8] (0:11.65)	0:12.83 [6] (0:12.83)						
Average Speed [km/h]	47.0	65.5	64.3	65.3	65.1	61.1	55.8						
Top Speed [km/h]	64.4	65.8	64.7	65.4	65.2	63.9	60.1						
Avg. Dist. to Rail [m]	5.5	1.3	0.7	0.9	1.1	2.7	1.0						
Avg. Stride Freq. [Hz]	2.3	2.4	2.3	2.3	2.3	2.3	2.2						
Avg. Stride Length [m]	5.7	7.5	7.6	7.8	7.6	7.4	7.1						



- [ ] Ranking at each section and finish
- .-.- No data available at this section
- NA No data available





Horse/Jockey Name	Fake Magic
Final Rank	8
Fastest Section Time (Section)	0:10.97 (600m)
Top Speed [km/h] (Section)	66.6 (600m)
Race State	Finished

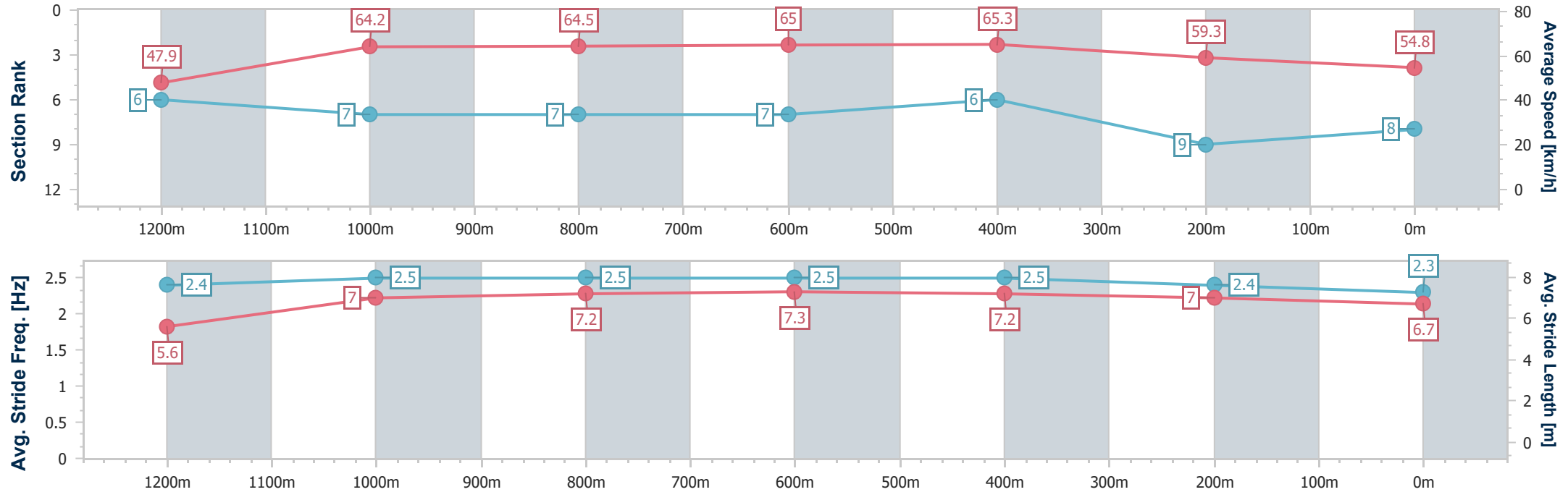


IpswichProfessional  
Race 7: SEVEN BENCHMARK 78 Handicap - 1350m

10 January 2026 - 16:22  
Track Rating: Good 4, Weather: Overcast, Rail Position: True Entire Circuit



Section	Overall	1200m	1000m	800m	600m	400m	200m						
Section Times	1:21.01 [8] (0:11.28)	1:09.73 [6] (0:11.28)	0:58.45 [7] (0:11.18)	0:47.27 [7] (0:11.04)	0:36.23 [7] (0:10.97)	0:25.26 [6] (0:12.14)	0:13.12 [9] (0:13.12)						
Average Speed [km/h]	47.9	64.2	64.5	65.0	65.3	59.3	54.8						
Top Speed [km/h]	62.8	64.7	65.9	66.1	66.6	62.9	59.5						
Avg. Dist. to Rail [m]	5.8	2.9	0.9	0.6	0.6	0.6	0.7						
Avg. Stride Freq. [Hz]	2.4	2.5	2.5	2.5	2.5	2.4	2.3						
Avg. Stride Length [m]	5.6	7.0	7.2	7.3	7.2	7.0	6.7						





Horse/Jockey Name	Been A Secret
Final Rank	9
Fastest Section Time (Section)	0:10.97 (Overall)
Top Speed [km/h] (Section)	66.5 (1200m)
Race State	Finished

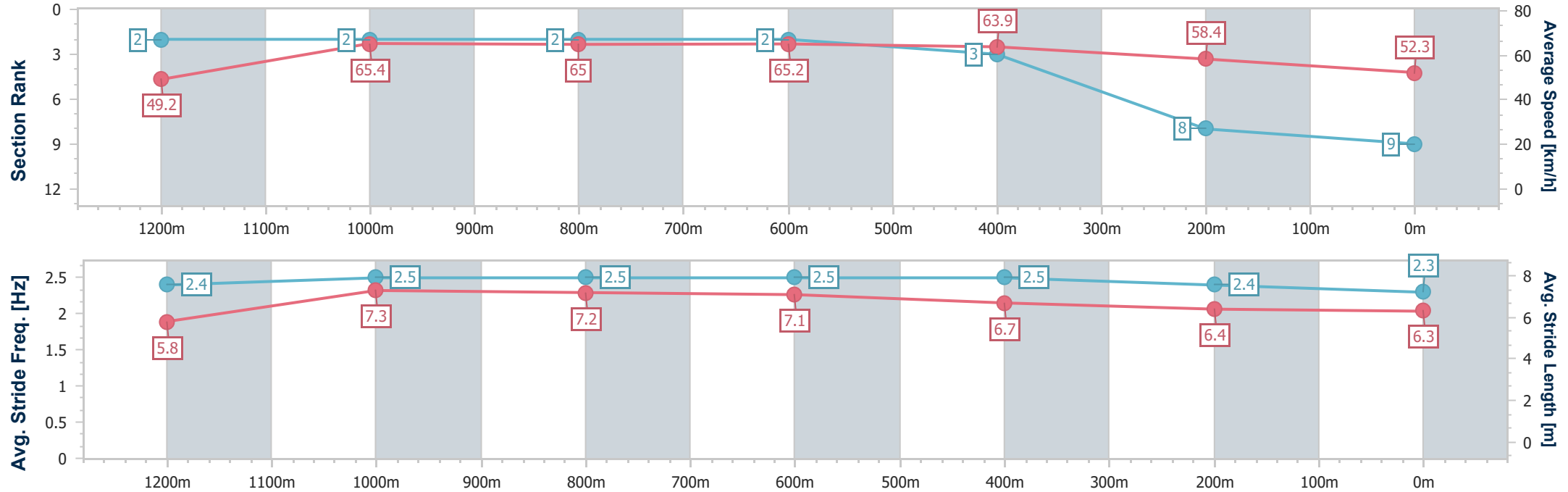


IpswichProfessional  
Race 7: SEVEN BENCHMARK 78 Handicap - 1350m

10 January 2026 - 16:22  
Track Rating: Good 4, Weather: Overcast, Rail Position: True Entire Circuit



Section	Overall	1200m	1000m	800m	600m	400m	200m						
Section Times	1:21.48 [9] (0:10.97)	1:10.51 [2] (0:11.07)	0:59.44 [2] (0:11.07)	0:48.37 [2] (0:11.08)	0:37.29 [2] (0:11.19)	0:26.10 [3] (0:12.34)	0:13.76 [8] (0:13.76)						
Average Speed [km/h]	49.2	65.4	65.0	65.2	63.9	58.4	52.3						
Top Speed [km/h]	65.9	66.5	65.6	65.8	65.2	62.3	56.0						
Avg. Dist. to Rail [m]	1.2	1.6	0.7	0.3	0.3	0.4	1.7						
Avg. Stride Freq. [Hz]	2.4	2.5	2.5	2.5	2.5	2.4	2.3						
Avg. Stride Length [m]	5.8	7.3	7.2	7.1	6.7	6.4	6.3						



[ ] Ranking at each section and finish  
-.-.- No data available at this section  
NA No data available



Horse/Jockey Name	Aspen Colorado
Final Rank	10
Fastest Section Time (Section)	0:11.00 (800m)
Top Speed [km/h] (Section)	66.4 (1200m)
Race State	Finished

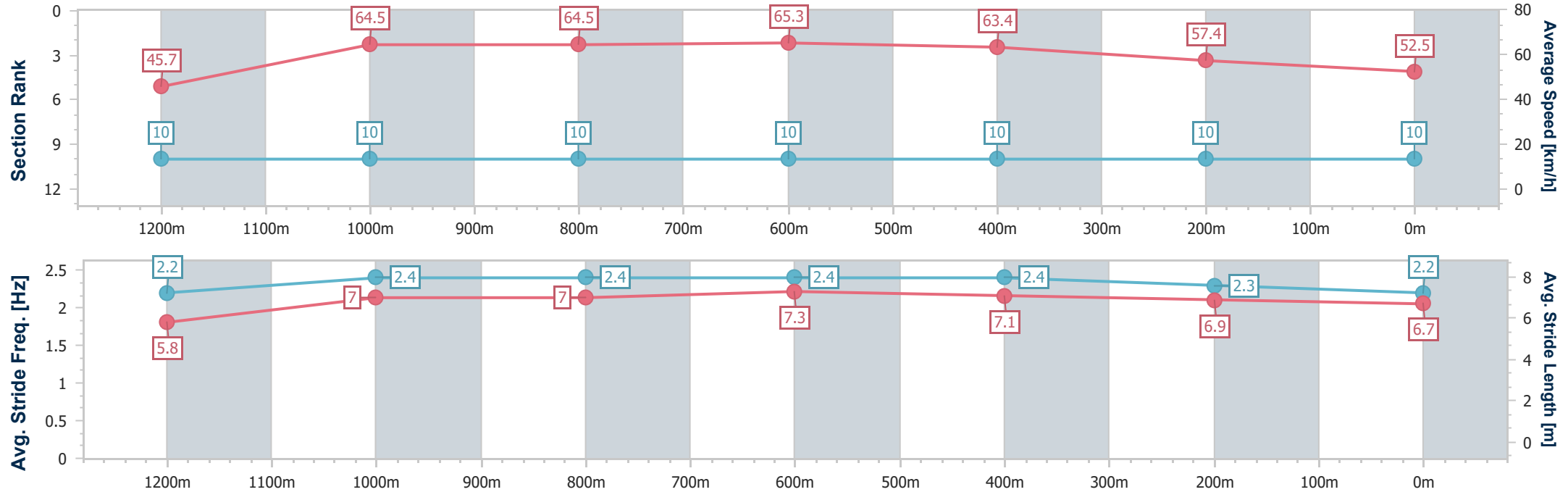


IpswichProfessional  
Race 7: SEVEN BENCHMARK 78 Handicap - 1350m

10 January 2026 - 16:22  
Track Rating: Good 4, Weather: Overcast, Rail Position: True Entire Circuit



Section	Overall	1200m	1000m	800m	600m	400m	200m						
Section Times	1:22.73 [10] (0:11.80)	1:10.93 [10] (0:11.17)	0:59.76 [10] (0:11.22)	0:48.54 [10] (0:11.00)	0:37.54 [10] (0:11.34)	0:26.20 [10] (0:12.51)	0:13.69 [10] (0:13.69)						
Average Speed [km/h]	45.7	64.5	64.5	65.3	63.4	57.4	52.5						
Top Speed [km/h]	63.4	66.4	65.6	66.0	64.8	61.3	54.7						
Avg. Dist. to Rail [m]	7.1	2.4	0.6	0.2	0.5	1.0	1.8						
Avg. Stride Freq. [Hz]	2.2	2.4	2.4	2.4	2.4	2.3	2.2						
Avg. Stride Length [m]	5.8	7.0	7.0	7.3	7.1	6.9	6.7						



- [ ] Ranking at each section and finish
- .-.- No data available at this section
- NA No data available



IpswichProfessional  
Race 8: TEMPUS TWO Class 2 Plate - 1100m  
10 January 2026 - 17:00



Track Rating: Good 4, Weather: Fine, Rail Position: True Entire Circuit

Section						Overall	1000m	800m	600m	400m	200m	Last 600m	
Field Times						1:03.56 (0:08.19)	0:55.37 (0:10.55)	0:44.82 (0:10.86)	0:33.96 (0:11.24)	0:22.72 (0:11.40)	0:11.32 (0:11.32)	0:33.96	
Rank	TAB	Horse/Jockey	Barrier	Top Speed [km/h]	Fastest Section							Margin	Distance Travelled [m]
1	14	CINDERSEA	3	68.3	0:08.19	1:03.56 [1]	0:55.37 [1]	0:44.68 [3]	0:33.71 [3]	0:22.50 [3]	0:11.28 [2]	1:03.56	0:33.71
		Jasper Franklin		1000m	Overall	(0:08.19)	(0:10.69)	(0:10.97)	(0:11.21)	(0:11.22)	(0:11.28)		
2	12	JENCHICK BOOM	5	68.7	0:08.72	1:03.72 [2]	0:55.00 [7]	0:44.30 [7]	0:33.54 [7]	0:22.44 [5]	0:11.29 [4]	0.91L	0:33.54 +4
		Leah Martyn		1000m	Overall	(0:08.72)	(0:10.70)	(0:10.76)	(0:11.10)	(0:11.15)	(0:11.29)		
3	13	SAVAGERY VIBE	6	69.5	0:08.33	1:03.91 [3]	0:55.58 [3]	0:45.04 [2]	0:34.23 [2]	0:22.97 [2]	0:11.59 [3]	2.04L	0:34.23 +4
		Emily Lang		1000m	Overall	(0:08.33)	(0:10.54)	(0:10.81)	(0:11.26)	(0:11.38)	(0:11.59)		
4	6	SNITZOND	7	69.8	0:08.24	1:04.00 [4]	0:55.76 [2]	0:45.26 [1]	0:34.40 [1]	0:23.16 [1]	0:11.76 [1]	2.59L	0:34.40 +2
		Corey Sutherland		1000m	Overall	(0:08.24)	(0:10.50)	(0:10.86)	(0:11.24)	(0:11.40)	(0:11.76)		
5	5	RUNAWAY TYCOON	2	68.3	0:08.69	1:04.43 [5]	0:55.74 [6]	0:45.02 [6]	0:34.26 [6]	0:23.05 [7]	0:11.68 [7]	5.09L	0:34.26 +4
		Jett Newman		1000m	Overall	(0:08.69)	(0:10.72)	(0:10.76)	(0:11.21)	(0:11.37)	(0:11.68)		
6	11	HELLO IN THERE	1	67.8	0:08.35	1:04.43 [6]	0:56.08 [4]	0:45.31 [5]	0:34.44 [5]	0:23.15 [6]	0:11.86 [5]	5.11L	0:34.44 +2
		Micheal Hellyer		1000m	Overall	(0:08.35)	(0:10.77)	(0:10.87)	(0:11.29)	(0:11.29)	(0:11.86)		
7	4	RUM DIARY	4	68.2	0:08.37	1:04.96 [7]	0:56.59 [5]	0:45.88 [4]	0:35.00 [4]	0:23.77 [4]	0:12.30 [6]	8.25L	0:35.00 +6
		Les Tilley		1000m	Overall	(0:08.37)	(0:10.71)	(0:10.88)	(0:11.23)	(0:11.47)	(0:12.30)		

Scratched: Doyle (#8), I'm Lucky Two (#9), Coincide (#1), Maikrow (#10), Poseidon's Son (#3), Jimmyinthejungle (#2), Sweetpea Moochi (#7)



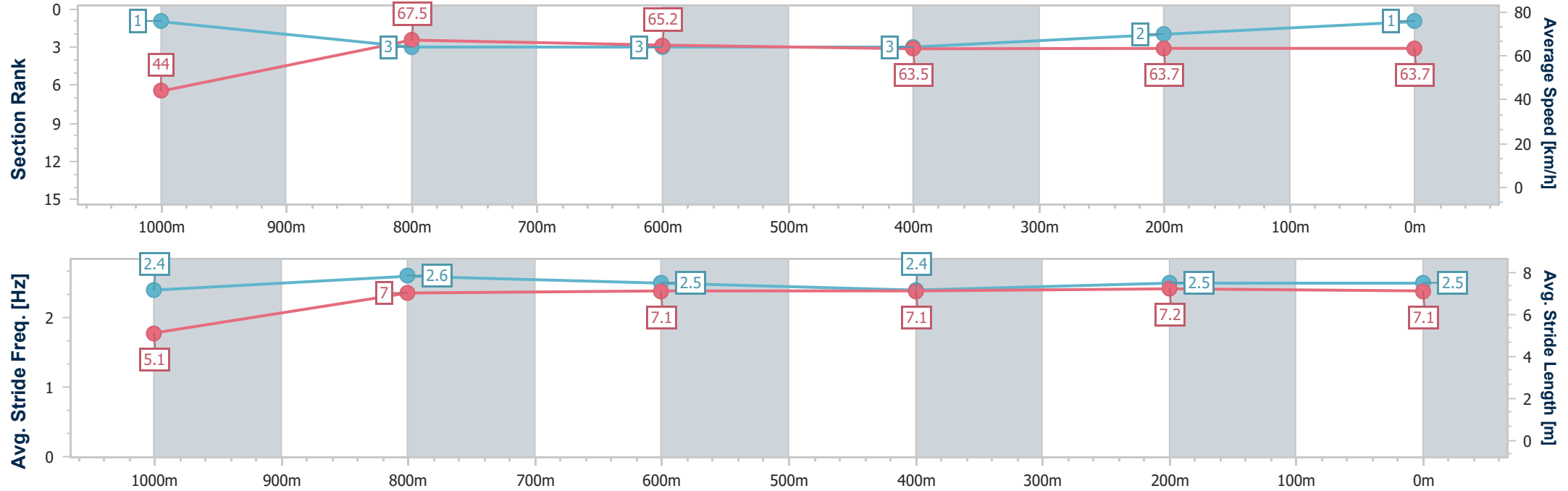
Horse/Jockey Name	Cindersea
Final Rank	1
Fastest Section Time (Section)	0:08.19 (Overall)
Top Speed [km/h] (Section)	68.3 (1000m)
Race State	Finished



IpswichProfessional  
Race 8: TEMPUS TWO Class 2 Plate - 1100m  
10 January 2026 - 17:00  
Track Rating: Good 4, Weather: Fine, Rail Position: True Entire Circuit



Section	Overall	1000m	800m	600m	400m	200m							
Section Times	1:03.56 [1] (0:08.19)	0:55.37 [1] (0:10.69)	0:44.68 [3] (0:10.97)	0:33.71 [3] (0:11.21)	0:22.50 [3] (0:11.22)	0:11.28 [2] (0:11.28)							
Average Speed [km/h]	44.0	67.5	65.2	63.5	63.7	63.7							
Top Speed [km/h]	66.6	68.3	66.9	64.4	64.5	64.5							
Avg. Dist. to Rail [m]	4.4	0.8	1.1	2.2	2.7	1.9							
Avg. Stride Freq. [Hz]	2.4	2.6	2.5	2.4	2.5	2.5							
Avg. Stride Length [m]	5.1	7.0	7.1	7.1	7.2	7.1							





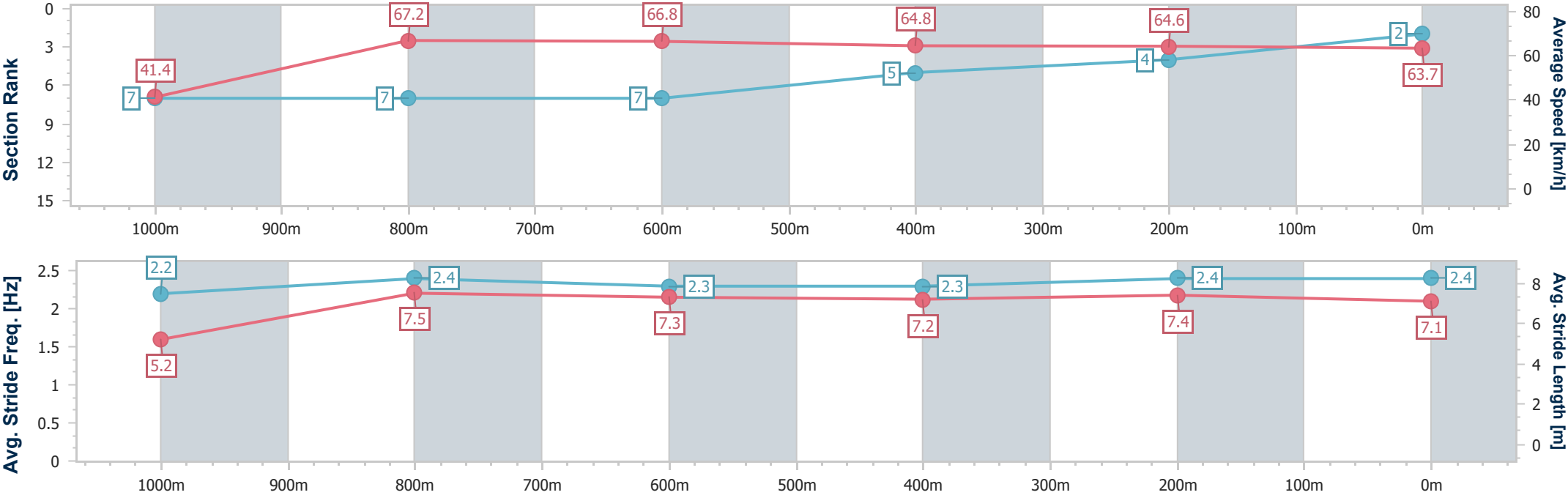
Horse/Jockey Name	Jenchick Boom
Final Rank	2
Fastest Section Time (Section)	0:08.72 (Overall)
Top Speed [km/h] (Section)	68.7 (1000m)
Race State	Finished



IpswichProfessional  
Race 8: TEMPUS TWO Class 2 Plate - 1100m  
10 January 2026 - 17:00  
Track Rating: Good 4, Weather: Fine, Rail Position: True Entire Circuit



Section	Overall	1000m	800m	600m	400m	200m								
Section Times	1:03.72 [2] (0:08.72)	0:55.00 [7] (0:10.70)	0:44.30 [7] (0:10.76)	0:33.54 [7] (0:11.10)	0:22.44 [5] (0:11.15)	0:11.29 [4] (0:11.29)								
Average Speed [km/h]	41.4	67.2	66.8	64.8	64.6	63.7								
Top Speed [km/h]	63.1	68.7	67.8	65.7	66.0	65.7								
Avg. Dist. to Rail [m]	5.7	0.9	0.8	0.8	2.0	3.7								
Avg. Stride Freq. [Hz]	2.2	2.4	2.3	2.3	2.4	2.4								
Avg. Stride Length [m]	5.2	7.5	7.3	7.2	7.4	7.1								





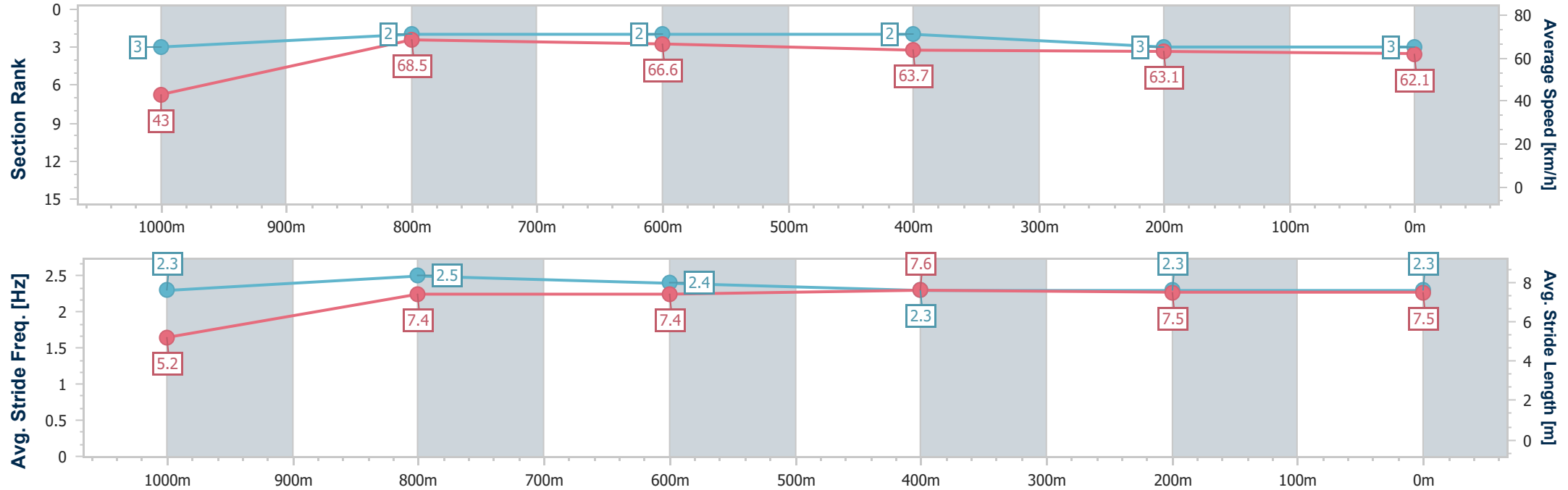
Horse/Jockey Name	Savagery Vibe
Final Rank	3
Fastest Section Time (Section)	0:08.33 (Overall)
Top Speed [km/h] (Section)	69.5 (1000m)
Race State	Finished



IpswichProfessional  
Race 8: TEMPUS TWO Class 2 Plate - 1100m  
10 January 2026 - 17:00  
Track Rating: Good 4, Weather: Fine, Rail Position: True Entire Circuit



Section	Overall	1000m	800m	600m	400m	200m							
Section Times	1:03.91 [3] (0:08.33)	0:55.58 [3] (0:10.54)	0:45.04 [2] (0:10.81)	0:34.23 [2] (0:11.26)	0:22.97 [2] (0:11.38)	0:11.59 [3] (0:11.59)							
Average Speed [km/h]	43.0	68.5	66.6	63.7	63.1	62.1							
Top Speed [km/h]	66.9	69.5	68.1	65.0	63.9	63.8							
Avg. Dist. to Rail [m]	7.9	2.0	0.3	0.6	0.7	1.9							
Avg. Stride Freq. [Hz]	2.3	2.5	2.4	2.3	2.3	2.3							
Avg. Stride Length [m]	5.2	7.4	7.4	7.6	7.5	7.5							





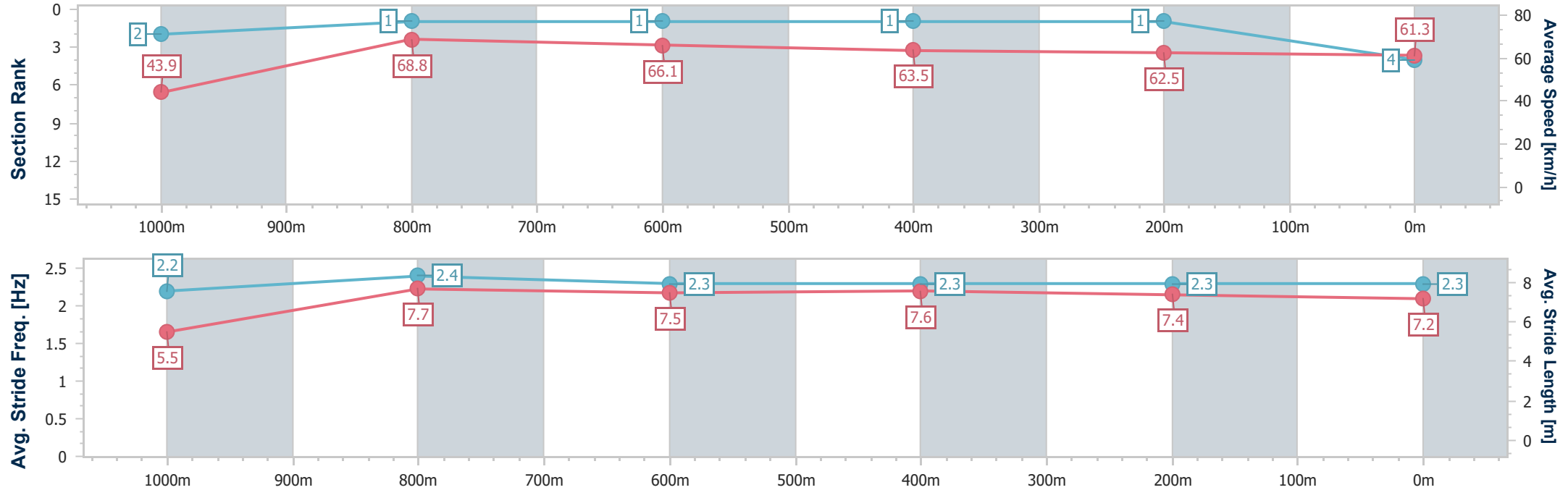
Horse/Jockey Name	Snitzond
Final Rank	4
Fastest Section Time (Section)	0:08.24 (Overall)
Top Speed [km/h] (Section)	69.8 (1000m)
Race State	Finished



IpswichProfessional  
Race 8: TEMPUS TWO Class 2 Plate - 1100m  
10 January 2026 - 17:00  
Track Rating: Good 4, Weather: Fine, Rail Position: True Entire Circuit



Section	Overall	1000m	800m	600m	400m	200m							
Section Times	1:04.00 [4] (0:08.24)	0:55.76 [2] (0:10.50)	0:45.26 [1] (0:10.86)	0:34.40 [1] (0:11.24)	0:23.16 [1] (0:11.40)	0:11.76 [1] (0:11.76)							
Average Speed [km/h]	43.9	68.8	66.1	63.5	62.5	61.3							
Top Speed [km/h]	66.6	69.8	68.4	64.2	63.4	63.1							
Avg. Dist. to Rail [m]	9.5	3.6	0.9	1.9	2.2	1.2							
Avg. Stride Freq. [Hz]	2.2	2.4	2.3	2.3	2.3	2.3							
Avg. Stride Length [m]	5.5	7.7	7.5	7.6	7.4	7.2							







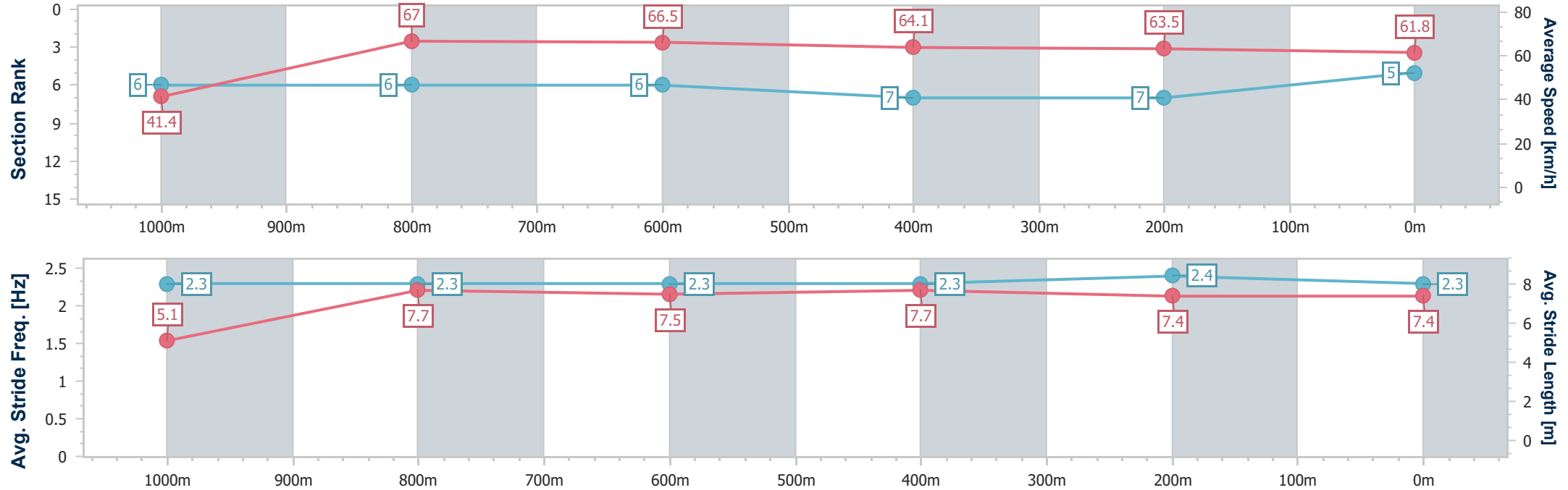
Horse/Jockey Name	Runaway Tycoon
Final Rank	5
Fastest Section Time (Section)	0:08.69 (Overall)
Top Speed [km/h] (Section)	68.3 (1000m)
Race State	Finished



IpswichProfessional  
Race 8: TEMPUS TWO Class 2 Plate - 1100m  
10 January 2026 - 17:00  
Track Rating: Good 4, Weather: Fine, Rail Position: True Entire Circuit



Section	Overall	1000m	800m	600m	400m	200m								
Section Times	1:04.43 [5] (0:08.69)	0:55.74 [6] (0:10.72)	0:45.02 [6] (0:10.76)	0:34.26 [6] (0:11.21)	0:23.05 [7] (0:11.37)	0:11.68 [7] (0:11.68)								
Average Speed [km/h]	41.4	67.0	66.5	64.1	63.5	61.8								
Top Speed [km/h]	63.2	68.3	67.9	65.8	64.5	64.0								
Avg. Dist. to Rail [m]	2.5	0.6	1.2	1.3	3.2	6.8								
Avg. Stride Freq. [Hz]	2.3	2.3	2.3	2.3	2.4	2.3								
Avg. Stride Length [m]	5.1	7.7	7.5	7.7	7.4	7.4								





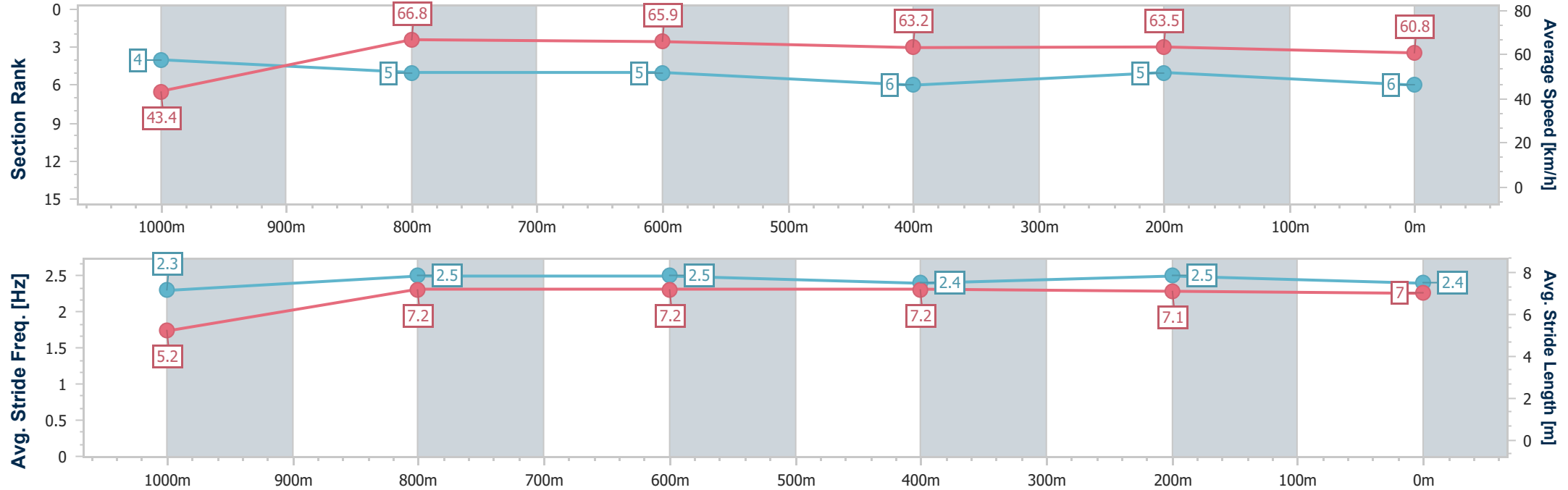
Horse/Jockey Name	Hello In There
Final Rank	6
Fastest Section Time (Section)	0:08.35 (Overall)
Top Speed [km/h] (Section)	67.8 (1000m)
Race State	Finished



IpswichProfessional  
Race 8: TEMPUS TWO Class 2 Plate - 1100m  
10 January 2026 - 17:00  
Track Rating: Good 4, Weather: Fine, Rail Position: True Entire Circuit



Section	Overall	1000m	800m	600m	400m	200m							
Section Times	1:04.43 [6] (0:08.35)	0:56.08 [4] (0:10.77)	0:45.31 [5] (0:10.87)	0:34.44 [5] (0:11.29)	0:23.15 [6] (0:11.29)	0:11.86 [5] (0:11.86)							
Average Speed [km/h]	43.4	66.8	65.9	63.2	63.5	60.8							
Top Speed [km/h]	64.1	67.8	67.0	64.1	64.1	63.4							
Avg. Dist. to Rail [m]	2.5	0.5	1.2	1.7	0.8	1.2							
Avg. Stride Freq. [Hz]	2.3	2.5	2.5	2.4	2.5	2.4							
Avg. Stride Length [m]	5.2	7.2	7.2	7.2	7.1	7.0							





Horse/Jockey Name	Rum Diary
Final Rank	7
Fastest Section Time (Section)	0:08.37 (Overall)
Top Speed [km/h] (Section)	68.2 (1000m)
Race State	Finished



IpswichProfessional  
Race 8: TEMPUS TWO Class 2 Plate - 1100m  
10 January 2026 - 17:00  
Track Rating: Good 4, Weather: Fine, Rail Position: True Entire Circuit



Section	Overall	1000m	800m	600m	400m	200m							
Section Times	1:04.96 [7] (0:08.37)	0:56.59 [5] (0:10.71)	0:45.88 [4] (0:10.88)	0:35.00 [4] (0:11.23)	0:23.77 [4] (0:11.47)	0:12.30 [6] (0:12.30)							
Average Speed [km/h]	43.3	67.4	66.5	64.2	62.4	58.6							
Top Speed [km/h]	63.6	68.2	67.3	65.1	64.4	60.5							
Avg. Dist. to Rail [m]	5.1	1.2	1.4	0.9	0.9	1.9							
Avg. Stride Freq. [Hz]	2.3	2.5	2.4	2.3	2.4	2.2							
Avg. Stride Length [m]	5.1	7.3	7.5	7.5	7.3	7.3							

