



IpswichProfessional

Race 1: TAB Maiden Handicap - 1100m

15 January 2026 - 14:12



Track Rating: Soft 5, Weather: Fine, Rail Position: +4m Entire

Section						Overall	1000m	800m	600m	400m	200m	Last 600m		
Field Times						1:04.01 (0:08.35)	0:55.66 (0:11.03)	0:44.63 (0:10.90)	0:33.73 (0:11.28)	0:22.45 (0:11.17)	0:11.28 (0:11.28)	0:33.73		
Rank	TAB	Horse/Jockey	Barrier	Top Speed [km/h]	Fastest Section							Margin	Distance Travelled [m]	
1	1	BOOM BREAK	4	66.9	0:08.35	1:04.01 [1]	0:55.66 [1]	0:44.57 [3]	0:33.73 [1]	0:22.45 [1]	0:11.28 [1]	1:04.01	0:33.73	
		Emily Lang		800m	Overall	(0:08.35)	(0:11.09)	(0:10.84)	(0:11.28)	(0:11.17)	(0:11.28)			
2	13	LUKEY BLUE	2	66.9	0:08.64	1:04.43 [2]	0:55.79 [4]	0:44.64 [6]	0:33.66 [6]	0:22.38 [5]	0:11.11 [5]	2.48L	0:33.66	-4
		Damien Thornton		800m	Overall	(0:08.64)	(0:11.15)	(0:10.98)	(0:11.28)	(0:11.27)	(0:11.11)			
3	17	SHAQUE D'AMOUR	3	68.5	0:08.70	1:04.44 [3]	0:55.74 [6]	0:45.06 [1]	0:34.14 [2]	0:22.82 [2]	0:11.53 [2]	2.53L	0:34.14	-3
		Fred Larson		1000m	Overall	(0:08.70)	(0:10.68)	(0:10.92)	(0:11.32)	(0:11.29)	(0:11.53)			
4	12	MIDNIGHT MAGGIE	1	66.0	0:08.57	1:04.57 [4]	0:56.00 [2]	0:44.95 [4]	0:34.00 [3]	0:22.75 [3]	0:11.46 [3]	3.32L	0:34.00	-8
		Olivia Webb		800m	Overall	(0:08.57)	(0:11.05)	(0:10.95)	(0:11.25)	(0:11.29)	(0:11.46)			
5	6	ZEMOREYA	5	65.8	0:08.62	1:04.66 [5]	0:56.04 [3]	0:44.95 [5]	0:33.89 [5]	0:22.74 [4]	0:11.45 [4]	3.85L	0:33.89	-1
		Heavelon Van		800m	Overall	(0:08.62)	(0:11.09)	(0:11.06)	(0:11.15)	(0:11.29)	(0:11.45)			
6	15	UP THE CREEK	7	66.1	0:08.93	1:05.44 [6]	0:56.51 [7]	0:45.38 [7]	0:34.30 [7]	0:23.04 [7]	0:11.61 [6]	8.4L	0:34.30	-9
		Brandon Lerena		800m	Overall	(0:08.93)	(0:11.13)	(0:11.08)	(0:11.26)	(0:11.43)	(0:11.61)			
7	2	CONQUER DAT	6	68.3	0:08.64	1:07.06 [7]	0:58.42 [5]	0:47.62 [2]	0:36.39 [4]	0:24.79 [6]	0:12.76 [7]	17.94L	0:36.39	+2
		Tiffani Brooker		1000m	Overall	(0:08.64)	(0:10.80)	(0:11.23)	(0:11.60)	(0:12.03)	(0:12.76)			

Scratched: Ceretti (#9), Bev's Special (#8), Happy Wins (#7), Conformity (#10), Khoirgirl (#4), Over Spray (#5), Copper Star (#3), Enchaanted (#11), Better For It (#14), Inquicktime (#16)



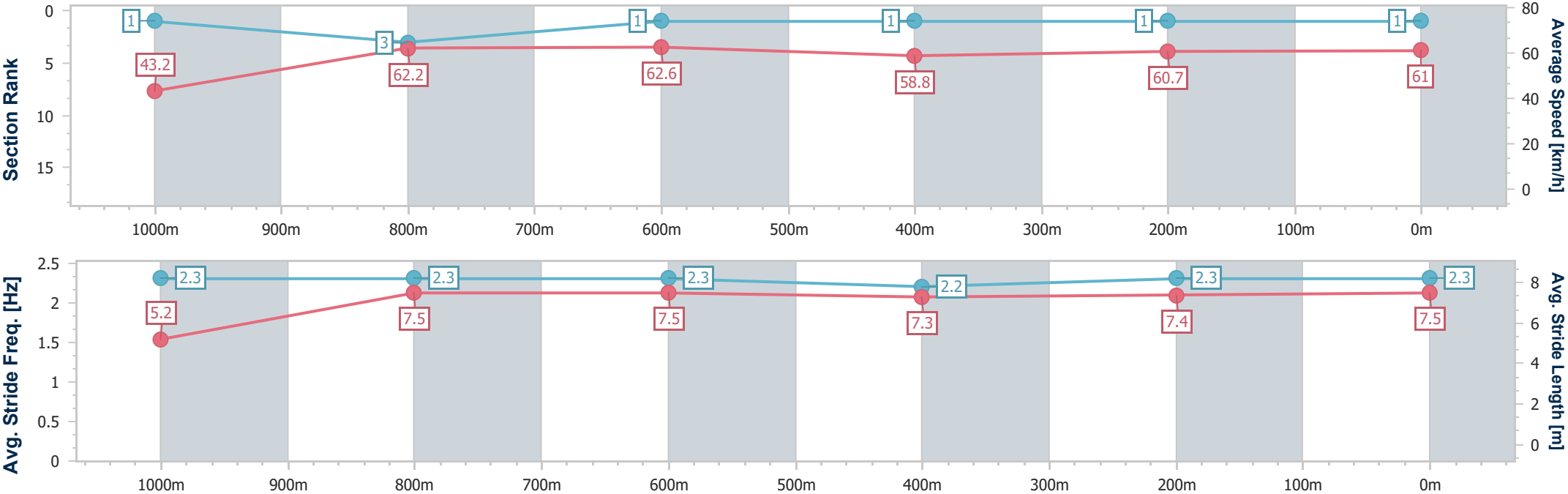
Horse/Jockey Name	Boom Break
Final Rank	1
Fastest Section Time (Section)	0:08.35 (Overall)
Top Speed [km/h] (Section)	66.9 (800m)
Race State	Finished



IpswichProfessional
Race 1: TAB Maiden Handicap - 1100m
15 January 2026 - 14:12
Track Rating: Soft 5, Weather: Fine, Rail Position: +4m Entire



Section	Overall	1000m	800m	600m	400m	200m							
Section Times	1:04.01 [1] (0:08.35)	0:55.66 [1] (0:11.09)	0:44.57 [3] (0:10.84)	0:33.73 [1] (0:11.28)	0:22.45 [1] (0:11.17)	0:11.28 [1] (0:11.28)							
Average Speed [km/h]	43.2	62.2	62.6	58.8	60.7	61.0							
Top Speed [km/h]	45.6	65.5	66.9	66.5	65.0	65.6							
Avg. Dist. to Rail [m]	2.4	0.8	2.0	2.3	1.9	0.9							
Avg. Stride Freq. [Hz]	2.3	2.3	2.3	2.2	2.3	2.3							
Avg. Stride Length [m]	5.2	7.5	7.5	7.3	7.4	7.5							





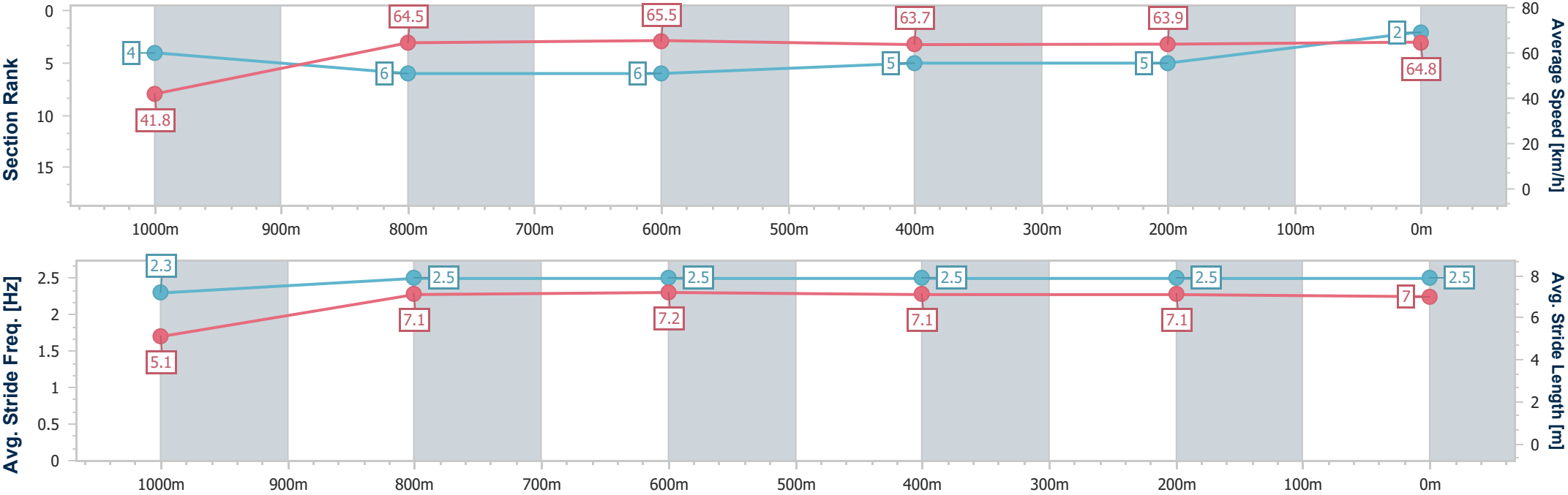
Horse/Jockey Name	Lukey Blue
Final Rank	2
Fastest Section Time (Section)	0:08.64 (Overall)
Top Speed [km/h] (Section)	66.9 (800m)
Race State	Finished



IpswichProfessional
Race 1: TAB Maiden Handicap - 1100m
15 January 2026 - 14:12
Track Rating: Soft 5, Weather: Fine, Rail Position: +4m Entire



Section	Overall	1000m	800m	600m	400m	200m							
Section Times	1:04.43 [2] (0:08.64)	0:55.79 [4] (0:11.15)	0:44.64 [6] (0:10.98)	0:33.66 [6] (0:11.28)	0:22.38 [5] (0:11.27)	0:11.11 [5] (0:11.11)							
Average Speed [km/h]	41.8	64.5	65.5	63.7	63.9	64.8							
Top Speed [km/h]	62.3	65.6	66.9	64.8	65.9	65.8							
Avg. Dist. to Rail [m]	2.1	0.8	0.3	0.4	0.6	1.2							
Avg. Stride Freq. [Hz]	2.3	2.5	2.5	2.5	2.5	2.5							
Avg. Stride Length [m]	5.1	7.1	7.2	7.1	7.1	7.0							





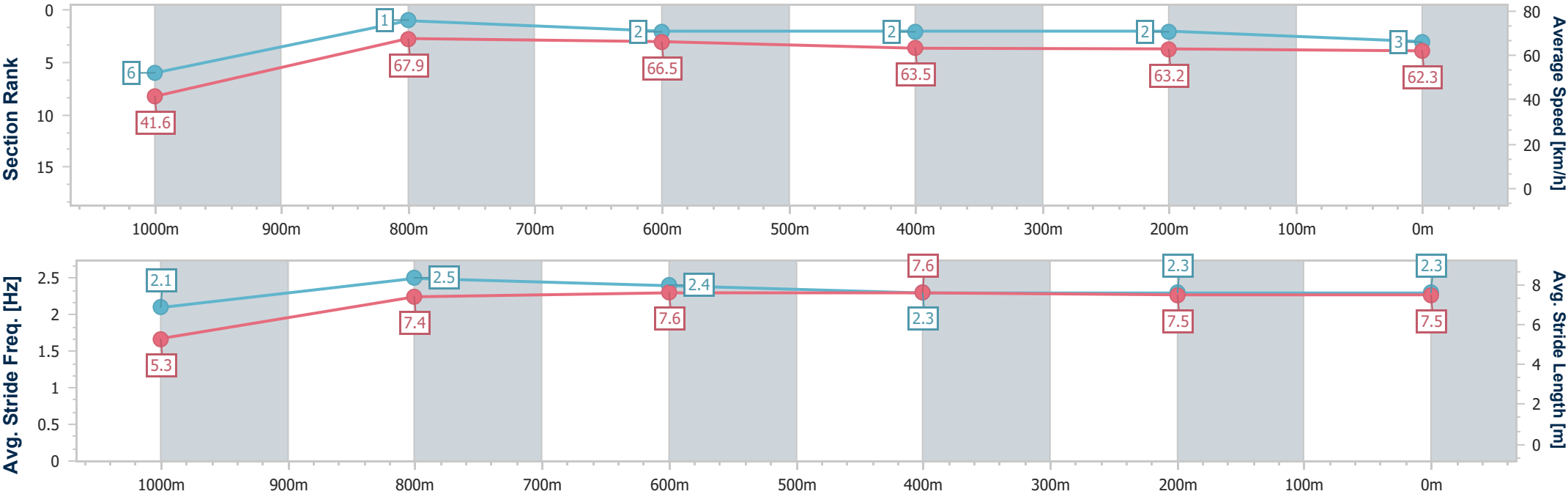
Horse/Jockey Name	Shaque D'amour
Final Rank	3
Fastest Section Time (Section)	0:08.70 (Overall)
Top Speed [km/h] (Section)	68.5 (1000m)
Race State	Finished



IpswichProfessional
Race 1: TAB Maiden Handicap - 1100m
15 January 2026 - 14:12
Track Rating: Soft 5, Weather: Fine, Rail Position: +4m Entire



Section	Overall	1000m	800m	600m	400m	200m							
Section Times	1:04.44 [3] (0:08.70)	0:55.74 [6] (0:10.68)	0:45.06 [1] (0:10.92)	0:34.14 [2] (0:11.32)	0:22.82 [2] (0:11.29)	0:11.53 [2] (0:11.53)							
Average Speed [km/h]	41.6	67.9	66.5	63.5	63.2	62.3							
Top Speed [km/h]	63.7	68.5	68.4	64.5	64.1	63.1							
Avg. Dist. to Rail [m]	3.3	2.4	2.9	1.0	2.6	1.1							
Avg. Stride Freq. [Hz]	2.1	2.5	2.4	2.3	2.3	2.3							
Avg. Stride Length [m]	5.3	7.4	7.6	7.6	7.5	7.5							





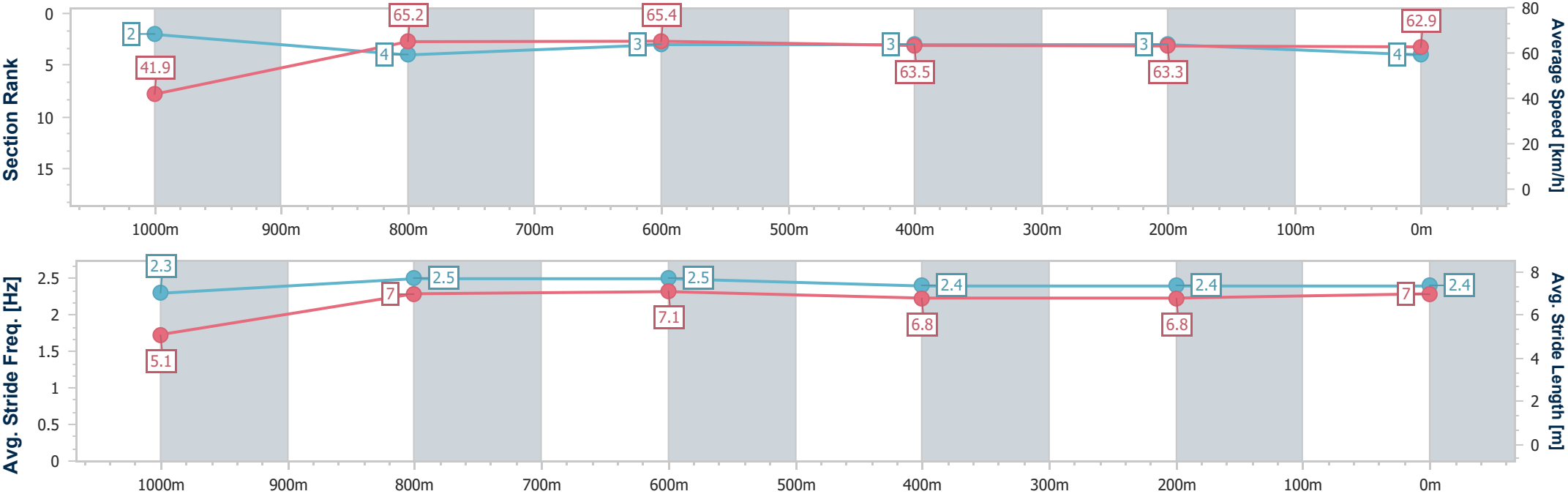
Horse/Jockey Name	Midnight Maggie
Final Rank	4
Fastest Section Time (Section)	0:08.57 (Overall)
Top Speed [km/h] (Section)	66.0 (800m)
Race State	Finished



IpswichProfessional
Race 1: TAB Maiden Handicap - 1100m
15 January 2026 - 14:12
Track Rating: Soft 5, Weather: Fine, Rail Position: +4m Entire



Section	Overall	1000m	800m	600m	400m	200m							
Section Times	1:04.57 [4] (0:08.57)	0:56.00 [2] (0:11.05)	0:44.95 [4] (0:10.95)	0:34.00 [3] (0:11.25)	0:22.75 [3] (0:11.29)	0:11.46 [3] (0:11.46)							
Average Speed [km/h]	41.9	65.2	65.4	63.5	63.3	62.9							
Top Speed [km/h]	63.4	65.5	66.0	65.6	64.8	64.8							
Avg. Dist. to Rail [m]	1.3	0.3	1.0	1.5	1.6	1.5							
Avg. Stride Freq. [Hz]	2.3	2.5	2.5	2.4	2.4	2.4							
Avg. Stride Length [m]	5.1	7.0	7.1	6.8	6.8	7.0							





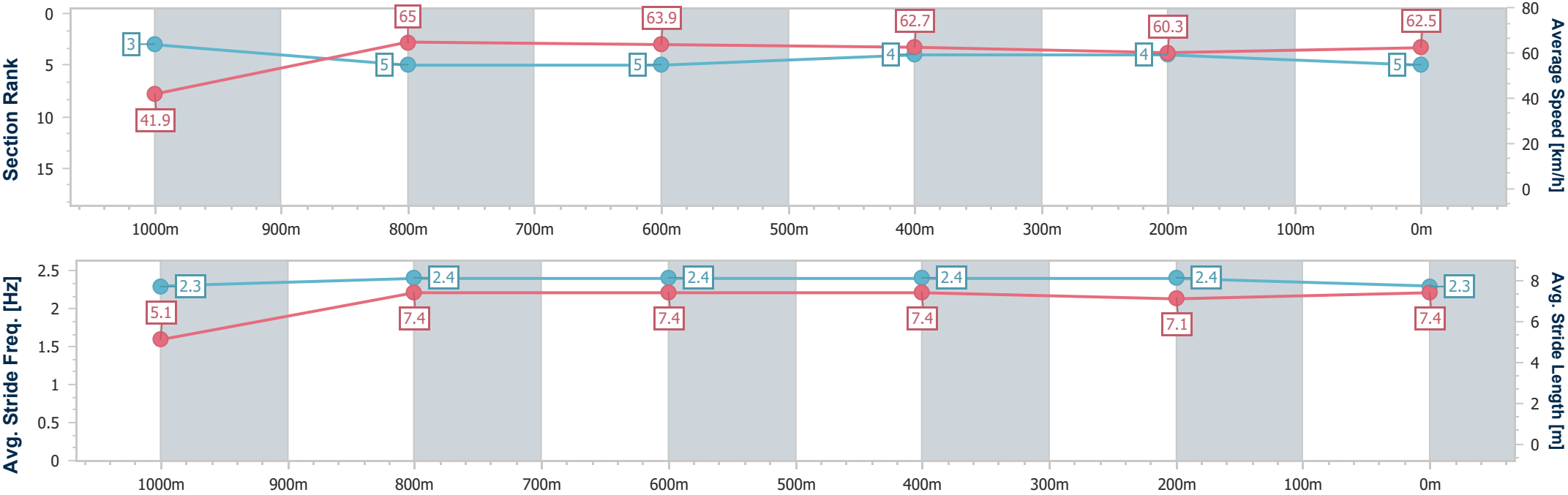
Horse/Jockey Name	Zemoreya
Final Rank	5
Fastest Section Time (Section)	0:08.62 (Overall)
Top Speed [km/h] (Section)	65.8 (800m)
Race State	Finished



IpswichProfessional
Race 1: TAB Maiden Handicap - 1100m
15 January 2026 - 14:12
Track Rating: Soft 5, Weather: Fine, Rail Position: +4m Entire



Section	Overall	1000m	800m	600m	400m	200m							
Section Times	1:04.66 [5] (0:08.62)	0:56.04 [3] (0:11.09)	0:44.95 [5] (0:11.06)	0:33.89 [5] (0:11.15)	0:22.74 [4] (0:11.29)	0:11.45 [4] (0:11.45)							
Average Speed [km/h]	41.9	65.0	63.9	62.7	60.3	62.5							
Top Speed [km/h]	44.3	65.7	65.8	65.4	64.3	64.4							
Avg. Dist. to Rail [m]	4.6	1.0	2.8	3.3	1.6	2.1							
Avg. Stride Freq. [Hz]	2.3	2.4	2.4	2.4	2.4	2.3							
Avg. Stride Length [m]	5.1	7.4	7.4	7.4	7.1	7.4							





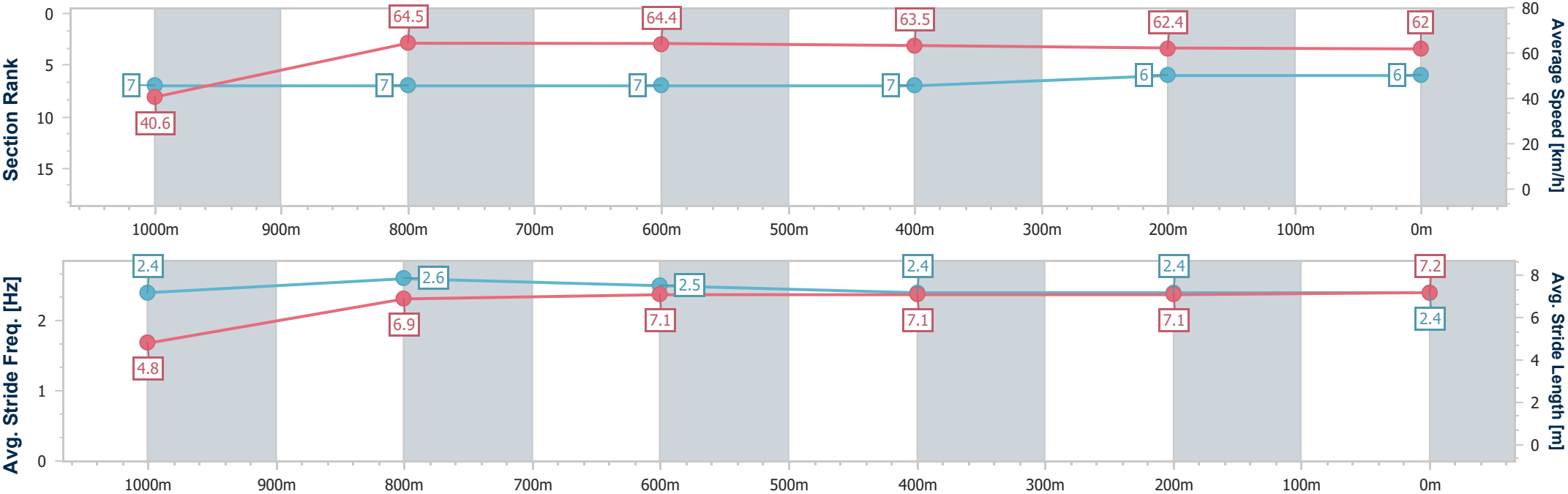
Horse/Jockey Name	Up The Creek
Final Rank	6
Fastest Section Time (Section)	0:08.93 (Overall)
Top Speed [km/h] (Section)	66.1 (800m)
Race State	Finished



IpswichProfessional
Race 1: TAB Maiden Handicap - 1100m
15 January 2026 - 14:12
Track Rating: Soft 5, Weather: Fine, Rail Position: +4m Entire



Section	Overall	1000m	800m	600m	400m	200m								
Section Times	1:05.44 [6] (0:08.93)	0:56.51 [7] (0:11.13)	0:45.38 [7] (0:11.08)	0:34.30 [7] (0:11.26)	0:23.04 [7] (0:11.43)	0:11.61 [6] (0:11.61)								
Average Speed [km/h]	40.6	64.5	64.4	63.5	62.4	62.0								
Top Speed [km/h]	62.0	65.9	66.1	64.9	63.8	62.7								
Avg. Dist. to Rail [m]	7.4	1.4	1.9	2.1	1.6	0.6								
Avg. Stride Freq. [Hz]	2.4	2.6	2.5	2.4	2.4	2.4								
Avg. Stride Length [m]	4.8	6.9	7.1	7.1	7.1	7.2								





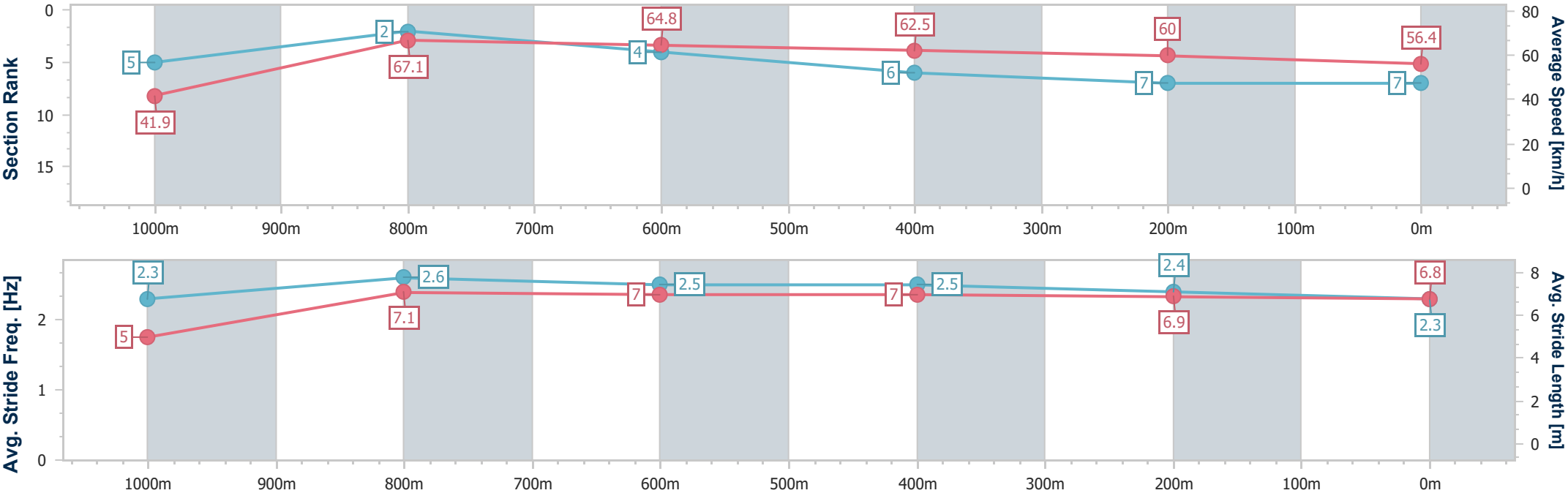
Horse/Jockey Name	Conquer Dat
Final Rank	7
Fastest Section Time (Section)	0:08.64 (Overall)
Top Speed [km/h] (Section)	68.3 (1000m)
Race State	Finished



IpswichProfessional
Race 1: TAB Maiden Handicap - 1100m
15 January 2026 - 14:12
Track Rating: Soft 5, Weather: Fine, Rail Position: +4m Entire



Section	Overall	1000m	800m	600m	400m	200m							
Section Times	1:07.06 [7] (0:08.64)	0:58.42 [5] (0:10.80)	0:47.62 [2] (0:11.23)	0:36.39 [4] (0:11.60)	0:24.79 [6] (0:12.03)	0:12.76 [7] (0:12.76)							
Average Speed [km/h]	41.9	67.1	64.8	62.5	60.0	56.4							
Top Speed [km/h]	63.8	68.3	66.8	64.0	61.2	59.3							
Avg. Dist. to Rail [m]	6.1	3.1	2.3	1.8	0.9	1.8							
Avg. Stride Freq. [Hz]	2.3	2.6	2.5	2.5	2.4	2.3							
Avg. Stride Length [m]	5.0	7.1	7.0	7.0	6.9	6.8							



Track Rating: Soft 5, Weather: Fine, Rail Position: +4m Entire

Section						Overall	1800m	1600m	1400m	1200m	1000m	800m	Last 600m		
Field Times						2:01.53 (0:12.53)	1:49.00 (0:11.10)	1:37.90 (0:12.13)	1:25.77 (0:12.20)	1:13.57 (0:12.40)	1:01.17 (0:12.41)	0:48.76 (0:12.21)	0:36.55		
Rank	TAB	Horse/Jockey	Barrier	Top Speed [km/h]	Fastest Section										Distance Travelled [m]
1	7	DOWN UNDER STUNNAH	4	63.1	0:11.37	2:01.53 [1]	1:48.07 [9]	1:36.70 [8]	1:24.55 [8]	1:12.66 [7]	1:00.32 [7]	0:48.04 [7]	0:35.92		
		Brandon Lerena		1800m	1800m	(0:13.46)	(0:11.37)	(0:12.15)	(0:11.89)	(0:12.34)	(0:12.28)	(0:12.12)			
2	2	CIGAR MAN	5	64.8	0:11.17	2:01.84 [2]	1:49.12 [3]	1:37.95 [3]	1:25.74 [3]	1:13.62 [3]	1:01.22 [3]	0:48.82 [3]	0:36.65		
		Ben Thompson		1800m	1800m	(0:12.72)	(0:11.17)	(0:12.21)	(0:12.12)	(0:12.40)	(0:12.40)	(0:12.17)			
3	3	CHAYSE 'N' PENNY	2	65.1	0:11.44	2:01.86 [3]	1:48.89 [6]	1:37.45 [6]	1:25.34 [6]	1:13.11 [6]	1:00.80 [5]	0:48.43 [5]	0:36.39		
		Robbie Dolan		1800m	1800m	(0:12.97)	(0:11.44)	(0:12.11)	(0:12.23)	(0:12.31)	(0:12.37)	(0:12.04)			
4	6	HIGH CLASS ROLLER	7	65.7	0:11.41	2:02.25 [4]	1:49.33 [5]	1:37.92 [5]	1:25.75 [5]	1:13.57 [5]	1:01.13 [6]	0:48.81 [6]	0:36.77		
		Andrew Mallyon		1800m	1800m	(0:12.92)	(0:11.41)	(0:12.17)	(0:12.18)	(0:12.44)	(0:12.32)	(0:12.04)			
5	1	CASTERLY ROCK	3	62.5	0:11.67	2:02.32 [5]	1:49.16 [7]	1:37.49 [7]	1:25.37 [7]	1:13.20 [8]	1:00.90 [8]	0:48.59 [8]	0:36.58		
		Damien Thornton		1800m	1800m	(0:13.16)	(0:11.67)	(0:12.12)	(0:12.17)	(0:12.30)	(0:12.31)	(0:12.01)			
6	11	COSMIC INSANITY	10	63.7	0:11.52	2:02.44 [6]	1:48.89 [10]	1:37.37 [9]	1:25.32 [9]	1:13.18 [9]	1:00.75 [9]	0:48.52 [9]	0:36.51		
		Ashvin Goindasamy		1800m	1800m	(0:13.55)	(0:11.52)	(0:12.05)	(0:12.14)	(0:12.43)	(0:12.23)	(0:12.01)			
7	5	GLOBAL	6	62.8	0:11.72	2:02.89 [7]	1:49.48 [8]	1:37.74 [10]	1:25.59 [10]	1:13.32 [10]	1:00.87 [10]	0:48.56 [10]	0:36.65		
		Matthew Palmer		1800m	600m	(0:13.41)	(0:11.74)	(0:12.15)	(0:12.27)	(0:12.45)	(0:12.31)	(0:11.91)			
8	12	SHANNON'S LEGACY	8	68.6	0:11.17	2:02.94 [8]	1:50.40 [2]	1:39.23 [2]	1:27.12 [2]	1:14.86 [2]	1:02.50 [2]	0:50.12 [2]	0:37.91		
		Jett Newman		1800m	1800m	(0:12.54)	(0:11.17)	(0:12.11)	(0:12.26)	(0:12.36)	(0:12.38)	(0:12.21)			
9	10	PIERTAGA	9	66.1	0:11.20	2:03.23 [9]	1:50.46 [4]	1:39.26 [4]	1:26.97 [4]	1:14.78 [4]	1:02.35 [4]	0:50.01 [4]	0:37.91		
		Dale Smith		Overall	1800m	(0:12.77)	(0:11.20)	(0:12.29)	(0:12.19)	(0:12.43)	(0:12.34)	(0:12.10)			
10	9	AIMA SUN	1	66.6	0:11.10	2:03.42 [10]	1:50.89 [1]	1:39.79 [1]	1:27.66 [1]	1:15.46 [1]	1:03.06 [1]	0:50.65 [1]	0:38.44		
		Karl Zechner		1800m	1800m	(0:12.53)	(0:11.10)	(0:12.13)	(0:12.20)	(0:12.40)	(0:12.41)	(0:12.21)			

Scratched: Wexford Miss (#8), Pimpernel (#13), Frijoles (#15), Love To Be Proud (#14), Pieronimo (#4)



IpswichProfessional

Race 2: GREAT NORTHERN Class 1 Handicap - 1975m

15 January 2026 - 14:47



Track Rating: Soft 5, Weather: Fine, Rail Position: +4m Entire

Section		Field Times				600m	400m	200m	Last 600m		
						0:36.55 (0:12.24)	0:24.31 (0:12.28)	0:12.03 (0:12.03)	0:36.55		
Rank	TAB	Horse/Jockey	Barrier	Top Speed [km/h]	Fastest Section	Margin			Distance Travelled [m]		
1	7	DOWN UNDER STUNNAH	4	63.1	0:11.37	0:35.92 [7]	0:24.09 [5]	0:12.03 [1]	2:01.53	0:35.92	
		Brandon Lerena		1800m	1800m	(0:11.83)	(0:12.06)	(0:12.03)			
2	2	CIGAR MAN	5	64.8	0:11.17	0:36.65 [3]	0:24.57 [2]	0:12.34 [2]	1.82L	0:36.65	-2
		Ben Thompson		1800m	1800m	(0:12.08)	(0:12.23)	(0:12.34)			
3	3	CHAYSE 'N' PENNY	2	65.1	0:11.44	0:36.39 [5]	0:24.46 [4]	0:12.26 [3]	1.96L	0:36.39	-1
		Robbie Dolan		1800m	1800m	(0:11.93)	(0:12.20)	(0:12.26)			
4	6	HIGH CLASS ROLLER	7	65.7	0:11.41	0:36.77 [6]	0:24.80 [6]	0:12.49 [4]	4.22L	0:36.77	-5
		Andrew Mallyon		1800m	1800m	(0:11.97)	(0:12.31)	(0:12.49)			
5	1	CASTERLY ROCK	3	62.5	0:11.67	0:36.58 [8]	0:24.56 [8]	0:12.36 [6]	4.66L	0:36.58	-3
		Damien Thornton		1800m	1800m	(0:12.02)	(0:12.20)	(0:12.36)			
6	11	COSMIC INSANITY	10	63.7	0:11.52	0:36.51 [9]	0:24.58 [9]	0:12.33 [9]	5.35L	0:36.51	-6
		Ashvin Goindasamy		1800m	1800m	(0:11.93)	(0:12.25)	(0:12.33)			
7	5	GLOBAL	6	62.8	0:11.72	0:36.65 [10]	0:24.93 [10]	0:12.75 [10]	7.98L	0:36.65	-4
		Matthew Palmer		1800m	600m	(0:11.72)	(0:12.18)	(0:12.75)			
8	12	SHANNON'S LEGACY	8	68.6	0:11.17	0:37.91 [2]	0:25.64 [3]	0:13.05 [5]	8.31L	0:37.91	-4
		Jett Newman		1800m	1800m	(0:12.27)	(0:12.59)	(0:13.05)			
9	10	PIERTAGA	9	66.1	0:11.20	0:37.91 [4]	0:25.70 [7]	0:13.17 [8]	10L	0:37.91	-2
		Dale Smith		Overall	1800m	(0:12.21)	(0:12.53)	(0:13.17)			
10	9	AIMA SUN	1	66.6	0:11.10	0:38.44 [1]	0:26.20 [1]	0:13.37 [7]	11.1L	0:38.44	-2
		Karl Zechner		1800m	1800m	(0:12.24)	(0:12.83)	(0:13.37)			

Scratched: Wexford Miss (#8), Pimpernel (#13), Frijoles (#15), Love To Be Proud (#14), Pieronimo (#4)



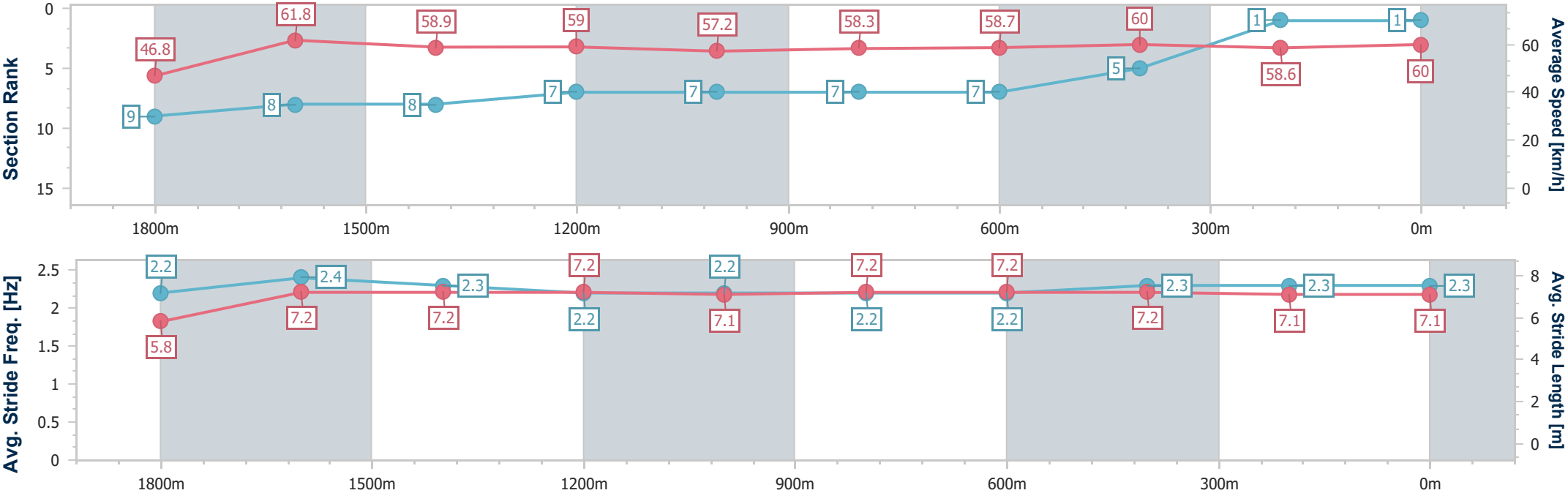
Horse/Jockey Name	Down Under Stunnah
Final Rank	1
Fastest Section Time (Section)	0:11.37 (1800m)
Top Speed [km/h] (Section)	63.1 (1800m)
Race State	Finished



IpswichProfessional
Race 2: GREAT NORTHERN Class 1 Handicap - 1975m
15 January 2026 - 14:47
Track Rating: Soft 5, Weather: Fine, Rail Position: +4m Entire



Section	Overall	1800m	1600m	1400m	1200m	1000m	800m	600m	400m	200m			
Section Times	2:01.53 [1] (0:13.46)	1:48.07 [9] (0:11.37)	1:36.70 [8] (0:12.15)	1:24.55 [8] (0:11.89)	1:12.66 [7] (0:12.34)	1:00.32 [7] (0:12.28)	0:48.04 [7] (0:12.12)	0:35.92 [7] (0:11.83)	0:24.09 [5] (0:12.06)	0:12.03 [1] (0:12.03)			
Average Speed [km/h]	46.8	61.8	58.9	59.0	57.2	58.3	58.7	60.0	58.6	60.0			
Top Speed [km/h]	62.6	63.1	60.2	60.1	58.5	59.5	59.5	61.6	60.2	60.7			
Avg. Dist. to Rail [m]	1.3	3.2	6.0	6.1	4.1	3.0	2.6	3.9	4.2	3.2			
Avg. Stride Freq. [Hz]	2.2	2.4	2.3	2.2	2.2	2.2	2.2	2.3	2.3	2.3			
Avg. Stride Length [m]	5.8	7.2	7.2	7.2	7.1	7.2	7.2	7.2	7.1	7.1			



[] Ranking at each section and finish
- - - - No data available at this section
NA No data available



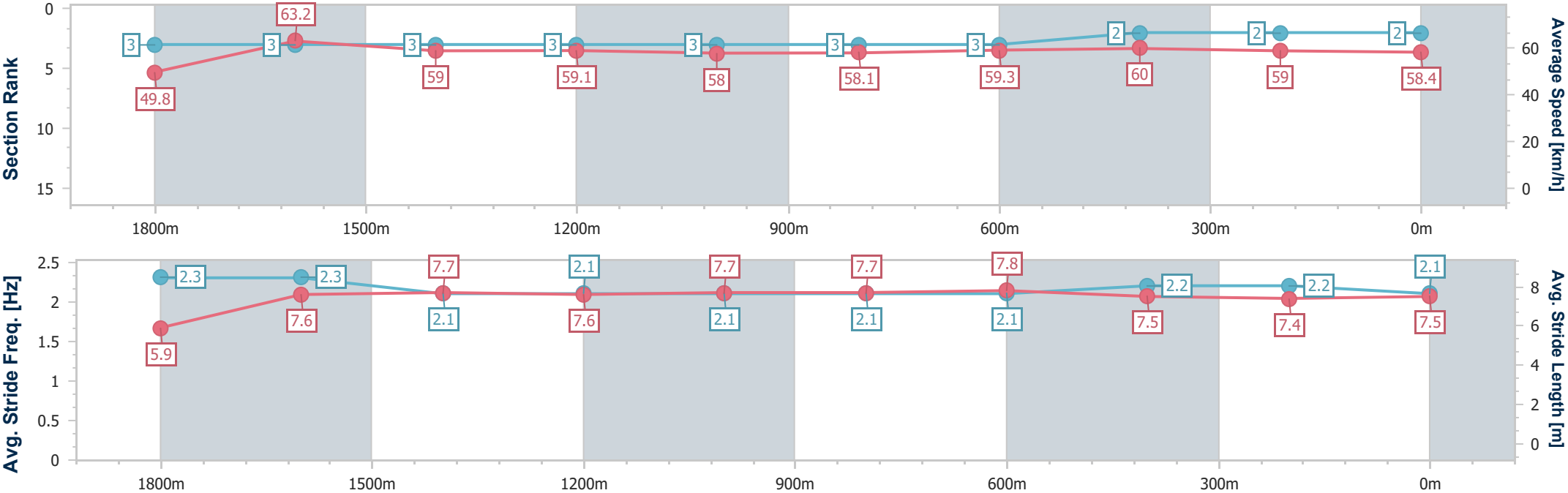
Horse/Jockey Name	Cigar Man
Final Rank	2
Fastest Section Time (Section)	0:11.17 (1800m)
Top Speed [km/h] (Section)	64.8 (1800m)
Race State	Finished



IpswichProfessional
Race 2: GREAT NORTHERN Class 1 Handicap - 1975m
15 January 2026 - 14:47
Track Rating: Soft 5, Weather: Fine, Rail Position: +4m Entire



Section	Overall	1800m	1600m	1400m	1200m	1000m	800m	600m	400m	200m			
Section Times	2:01.84 [2] (0:12.72)	1:49.12 [3] (0:11.17)	1:37.95 [3] (0:12.21)	1:25.74 [3] (0:12.12)	1:13.62 [3] (0:12.40)	1:01.22 [3] (0:12.40)	0:48.82 [3] (0:12.17)	0:36.65 [3] (0:12.08)	0:24.57 [2] (0:12.23)	0:12.34 [2] (0:12.34)			
Average Speed [km/h]	49.8	63.2	59.0	59.1	58.0	58.1	59.3	60.0	59.0	58.4			
Top Speed [km/h]	64.1	64.8	61.1	59.9	58.9	58.7	59.9	60.7	60.6	59.3			
Avg. Dist. to Rail [m]	2.0	1.9	1.8	1.3	0.2	0.7	0.4	1.2	1.6	3.0			
Avg. Stride Freq. [Hz]	2.3	2.3	2.1	2.1	2.1	2.1	2.1	2.2	2.2	2.1			
Avg. Stride Length [m]	5.9	7.6	7.7	7.6	7.7	7.7	7.8	7.5	7.4	7.5			





Horse/Jockey Name	Chayse 'N' Penny
Final Rank	3
Fastest Section Time (Section)	0:11.44 (1800m)
Top Speed [km/h] (Section)	65.1 (1800m)
Race State	Finished



IpswichProfessional

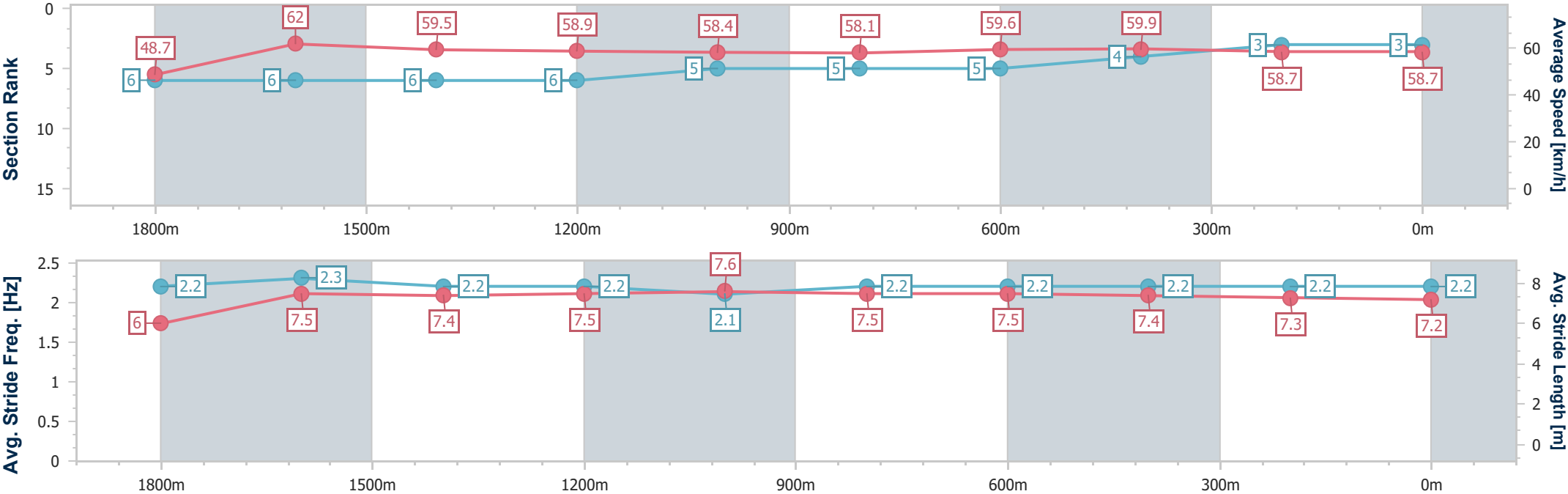
Race 2: GREAT NORTHERN Class 1 Handicap - 1975m

15 January 2026 - 14:47

Track Rating: Soft 5, Weather: Fine, Rail Position: +4m Entire



Section	Overall	1800m	1600m	1400m	1200m	1000m	800m	600m	400m	200m			
Section Times	2:01.86 [3] (0:12.97)	1:48.89 [6] (0:11.44)	1:37.45 [6] (0:12.11)	1:25.34 [6] (0:12.23)	1:13.11 [6] (0:12.31)	1:00.80 [5] (0:12.37)	0:48.43 [5] (0:12.04)	0:36.39 [5] (0:11.93)	0:24.46 [4] (0:12.20)	0:12.26 [3] (0:12.26)			
Average Speed [km/h]	48.7	62.0	59.5	58.9	58.4	58.1	59.6	59.9	58.7	58.7			
Top Speed [km/h]	64.9	65.1	60.8	59.8	59.1	59.3	60.5	61.0	59.1	59.9			
Avg. Dist. to Rail [m]	1.0	1.3	0.5	0.4	0.2	0.3	0.9	1.2	1.1	1.1			
Avg. Stride Freq. [Hz]	2.2	2.3	2.2	2.2	2.1	2.2	2.2	2.2	2.2	2.2			
Avg. Stride Length [m]	6.0	7.5	7.4	7.5	7.6	7.5	7.5	7.4	7.3	7.2			





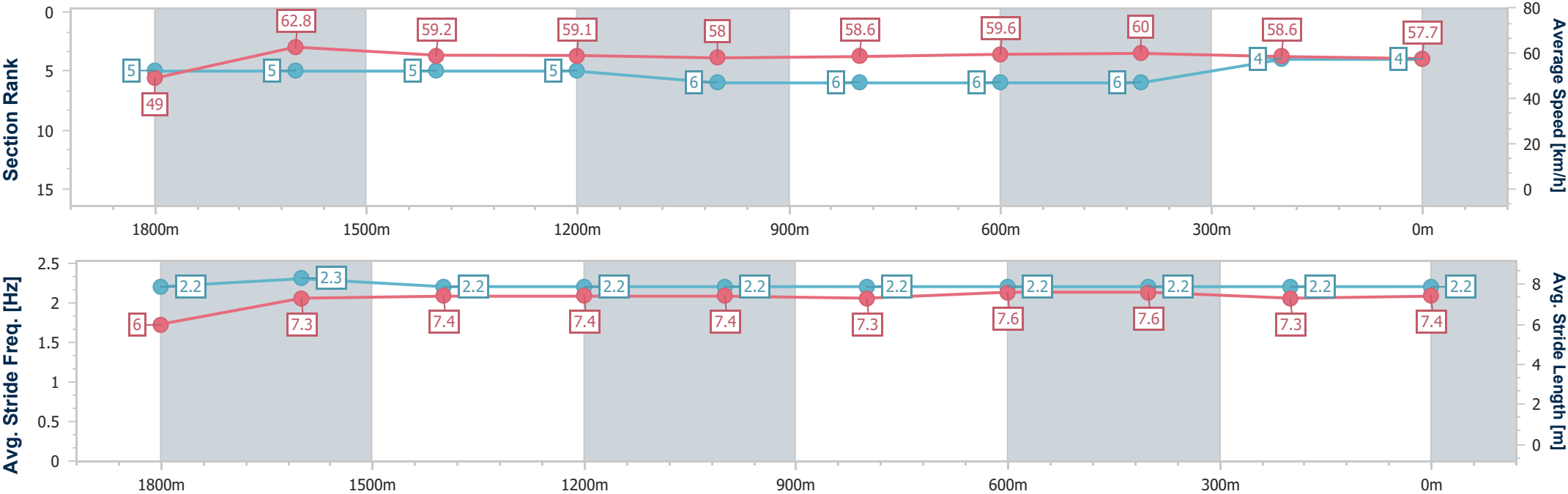
Horse/Jockey Name	High Class Roller
Final Rank	4
Fastest Section Time (Section)	0:11.41 (1800m)
Top Speed [km/h] (Section)	65.7 (1800m)
Race State	Finished



IpswichProfessional
Race 2: GREAT NORTHERN Class 1 Handicap - 1975m
15 January 2026 - 14:47
Track Rating: Soft 5, Weather: Fine, Rail Position: +4m Entire



Section	Overall	1800m	1600m	1400m	1200m	1000m	800m	600m	400m	200m			
Section Times	2:02.25 [4] (0:12.92)	1:49.33 [5] (0:11.41)	1:37.92 [5] (0:12.17)	1:25.75 [5] (0:12.18)	1:13.57 [5] (0:12.44)	1:01.13 [6] (0:12.32)	0:48.81 [6] (0:12.04)	0:36.77 [6] (0:11.97)	0:24.80 [6] (0:12.31)	0:12.49 [4] (0:12.49)			
Average Speed [km/h]	49.0	62.8	59.2	59.1	58.0	58.6	59.6	60.0	58.6	57.7			
Top Speed [km/h]	65.5	65.7	61.0	59.9	58.9	60.0	60.7	61.0	60.2	58.8			
Avg. Dist. to Rail [m]	3.4	0.5	0.7	0.4	0.9	0.7	0.3	0.8	1.6	3.7			
Avg. Stride Freq. [Hz]	2.2	2.3	2.2	2.2	2.2	2.2	2.2	2.2	2.2	2.2			
Avg. Stride Length [m]	6.0	7.3	7.4	7.4	7.4	7.3	7.6	7.6	7.3	7.4			



[] Ranking at each section and finish
-.-.- No data available at this section
NA No data available



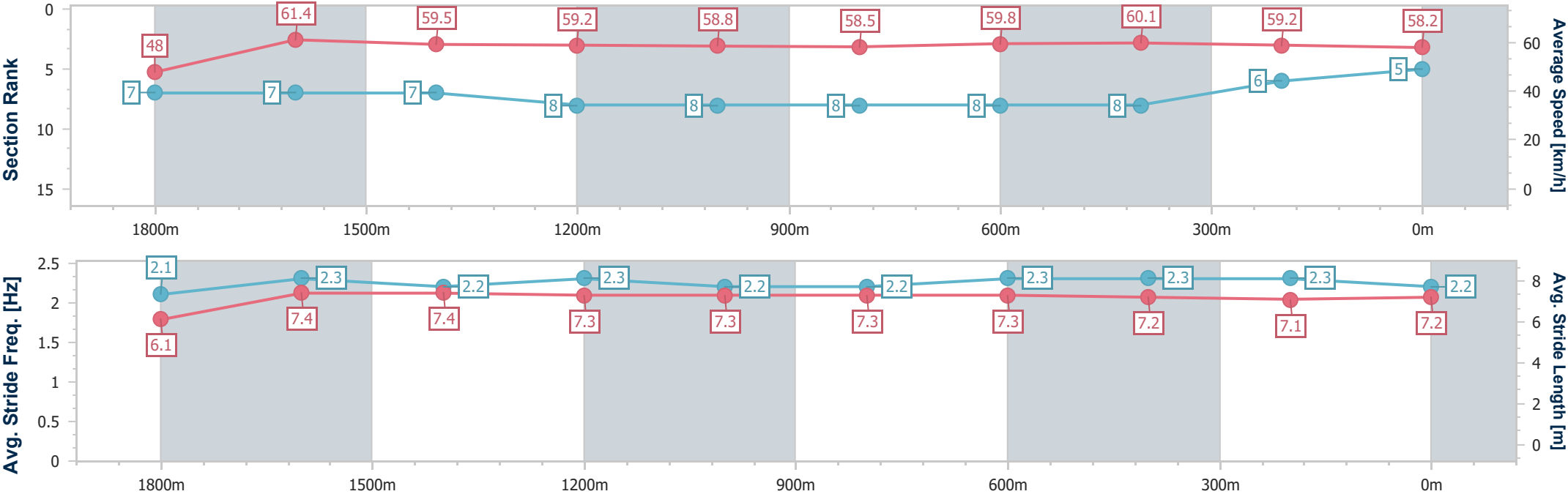
Horse/Jockey Name	Casterly Rock
Final Rank	5
Fastest Section Time (Section)	0:11.67 (1800m)
Top Speed [km/h] (Section)	62.5 (1800m)
Race State	Finished



IpswichProfessional
Race 2: GREAT NORTHERN Class 1 Handicap - 1975m
15 January 2026 - 14:47
Track Rating: Soft 5, Weather: Fine, Rail Position: +4m Entire



Section	Overall	1800m	1600m	1400m	1200m	1000m	800m	600m	400m	200m			
Section Times	2:02.32 [5] (0:13.16)	1:49.16 [7] (0:11.67)	1:37.49 [7] (0:12.12)	1:25.37 [7] (0:12.17)	1:13.20 [8] (0:12.30)	1:00.90 [8] (0:12.31)	0:48.59 [8] (0:12.01)	0:36.58 [8] (0:12.02)	0:24.56 [8] (0:12.20)	0:12.36 [6] (0:12.36)			
Average Speed [km/h]	48.0	61.4	59.5	59.2	58.8	58.5	59.8	60.1	59.2	58.2			
Top Speed [km/h]	62.2	62.5	61.2	60.3	60.3	60.1	60.6	61.2	59.8	60.2			
Avg. Dist. to Rail [m]	1.0	0.3	0.8	0.6	0.6	0.8	0.2	0.6	1.7	4.7			
Avg. Stride Freq. [Hz]	2.1	2.3	2.2	2.3	2.2	2.2	2.3	2.3	2.3	2.2			
Avg. Stride Length [m]	6.1	7.4	7.4	7.3	7.3	7.3	7.3	7.2	7.1	7.2			





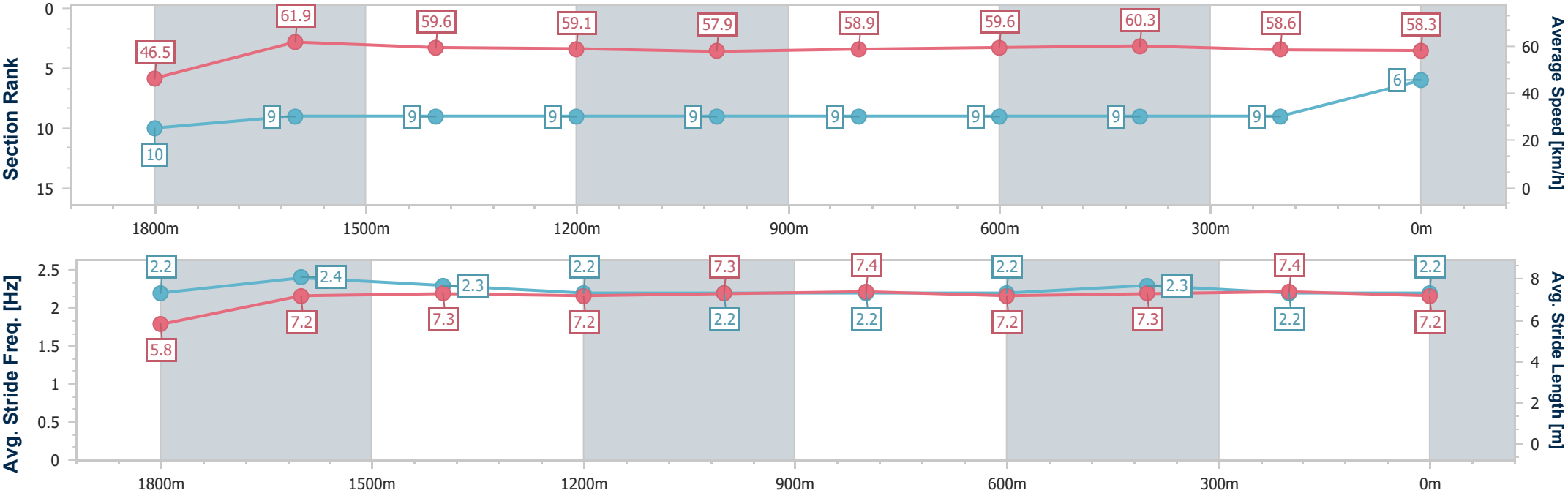
Horse/Jockey Name	Cosmic Insanity
Final Rank	6
Fastest Section Time (Section)	0:11.52 (1800m)
Top Speed [km/h] (Section)	63.7 (1800m)
Race State	Finished



IpswichProfessional
Race 2: GREAT NORTHERN Class 1 Handicap - 1975m
15 January 2026 - 14:47
Track Rating: Soft 5, Weather: Fine, Rail Position: +4m Entire



Section	Overall	1800m	1600m	1400m	1200m	1000m	800m	600m	400m	200m			
Section Times	2:02.44 [6] (0:13.55)	1:48.89 [10] (0:11.52)	1:37.37 [9] (0:12.05)	1:25.32 [9] (0:12.14)	1:13.18 [9] (0:12.43)	1:00.75 [9] (0:12.23)	0:48.52 [9] (0:12.01)	0:36.51 [9] (0:11.93)	0:24.58 [9] (0:12.25)	0:12.33 [9] (0:12.33)			
Average Speed [km/h]	46.5	61.9	59.6	59.1	57.9	58.9	59.6	60.3	58.6	58.3			
Top Speed [km/h]	63.3	63.7	61.0	60.2	59.2	60.1	60.3	61.1	59.7	58.8			
Avg. Dist. to Rail [m]	4.1	1.4	0.6	0.6	0.3	0.4	1.0	0.7	0.7	0.7			
Avg. Stride Freq. [Hz]	2.2	2.4	2.3	2.2	2.2	2.2	2.2	2.3	2.2	2.2			
Avg. Stride Length [m]	5.8	7.2	7.3	7.2	7.3	7.4	7.2	7.3	7.4	7.2			





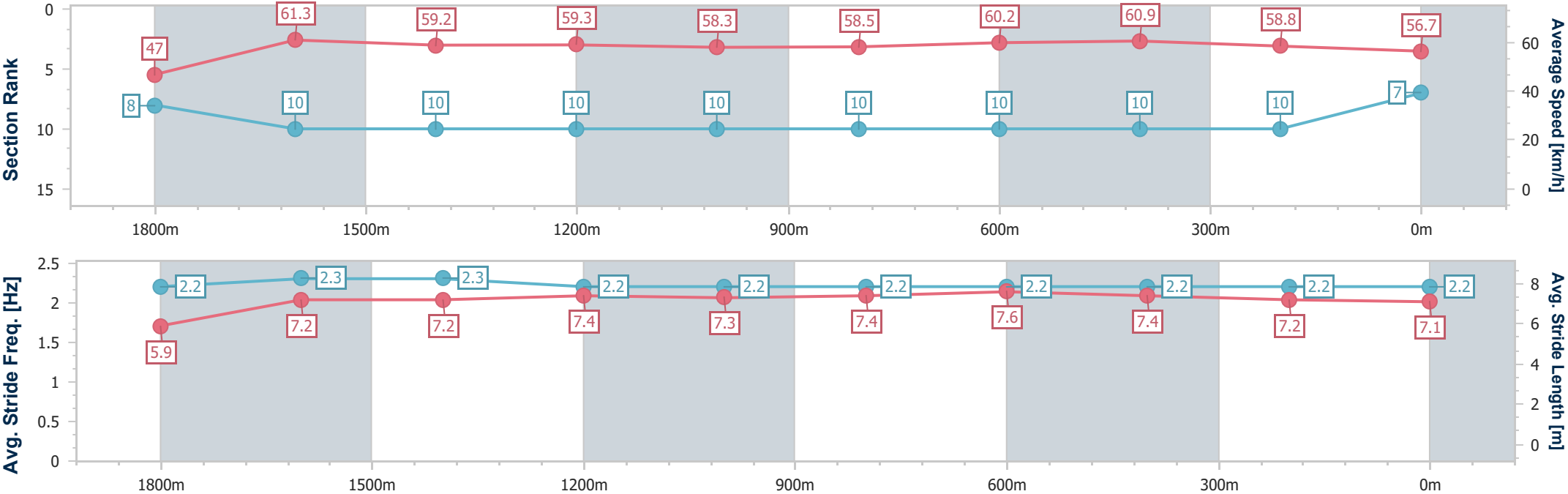
Horse/Jockey Name	Global
Final Rank	7
Fastest Section Time (Section)	0:11.72 (600m)
Top Speed [km/h] (Section)	62.8 (1800m)
Race State	Finished



IpswichProfessional
Race 2: GREAT NORTHERN Class 1 Handicap - 1975m
15 January 2026 - 14:47
Track Rating: Soft 5, Weather: Fine, Rail Position: +4m Entire



Section	Overall	1800m	1600m	1400m	1200m	1000m	800m	600m	400m	200m			
Section Times	2:02.89 [7] (0:13.41)	1:49.48 [8] (0:11.74)	1:37.74 [10] (0:12.15)	1:25.59 [10] (0:12.27)	1:13.32 [10] (0:12.45)	1:00.87 [10] (0:12.31)	0:48.56 [10] (0:11.91)	0:36.65 [10] (0:11.72)	0:24.93 [10] (0:12.18)	0:12.75 [10] (0:12.75)			
Average Speed [km/h]	47.0	61.3	59.2	59.3	58.3	58.5	60.2	60.9	58.8	56.7			
Top Speed [km/h]	60.4	62.8	60.8	60.6	60.5	59.6	61.1	61.6	60.8	58.3			
Avg. Dist. to Rail [m]	2.3	0.6	1.8	2.4	2.1	1.3	1.5	2.2	2.4	5.4			
Avg. Stride Freq. [Hz]	2.2	2.3	2.3	2.2	2.2	2.2	2.2	2.2	2.2	2.2			
Avg. Stride Length [m]	5.9	7.2	7.2	7.4	7.3	7.4	7.6	7.4	7.2	7.1			





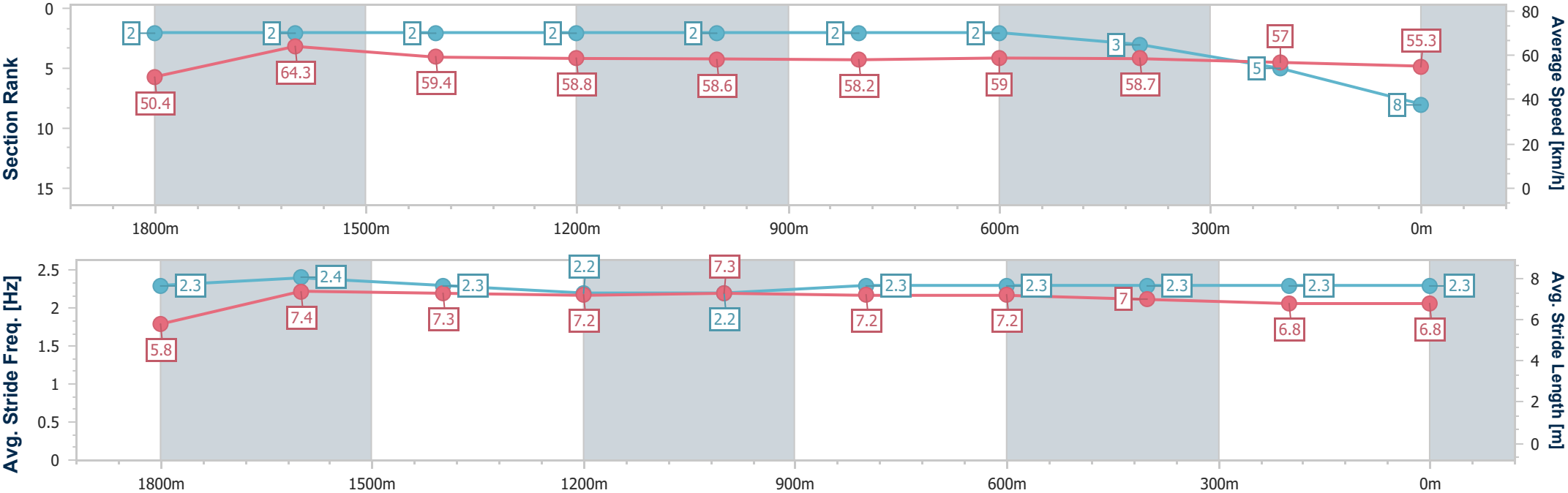
Horse/Jockey Name	Shannon's Legacy
Final Rank	8
Fastest Section Time (Section)	0:11.17 (1800m)
Top Speed [km/h] (Section)	68.6 (1800m)
Race State	Finished



IpswichProfessional
Race 2: GREAT NORTHERN Class 1 Handicap - 1975m
15 January 2026 - 14:47
Track Rating: Soft 5, Weather: Fine, Rail Position: +4m Entire



Section	Overall	1800m	1600m	1400m	1200m	1000m	800m	600m	400m	200m			
Section Times	2:02.94 [8] (0:12.54)	1:50.40 [2] (0:11.17)	1:39.23 [2] (0:12.11)	1:27.12 [2] (0:12.26)	1:14.86 [2] (0:12.36)	1:02.50 [2] (0:12.38)	0:50.12 [2] (0:12.21)	0:37.91 [2] (0:12.27)	0:25.64 [3] (0:12.59)	0:13.05 [5] (0:13.05)			
Average Speed [km/h]	50.4	64.3	59.4	58.8	58.6	58.2	59.0	58.7	57.0	55.3			
Top Speed [km/h]	66.3	68.6	60.3	59.9	59.1	59.1	60.0	59.6	58.2	57.2			
Avg. Dist. to Rail [m]	4.4	0.3	0.4	0.4	0.8	0.8	0.2	0.4	1.1	2.3			
Avg. Stride Freq. [Hz]	2.3	2.4	2.3	2.2	2.2	2.3	2.3	2.3	2.3	2.3			
Avg. Stride Length [m]	5.8	7.4	7.3	7.2	7.3	7.2	7.2	7.0	6.8	6.8			





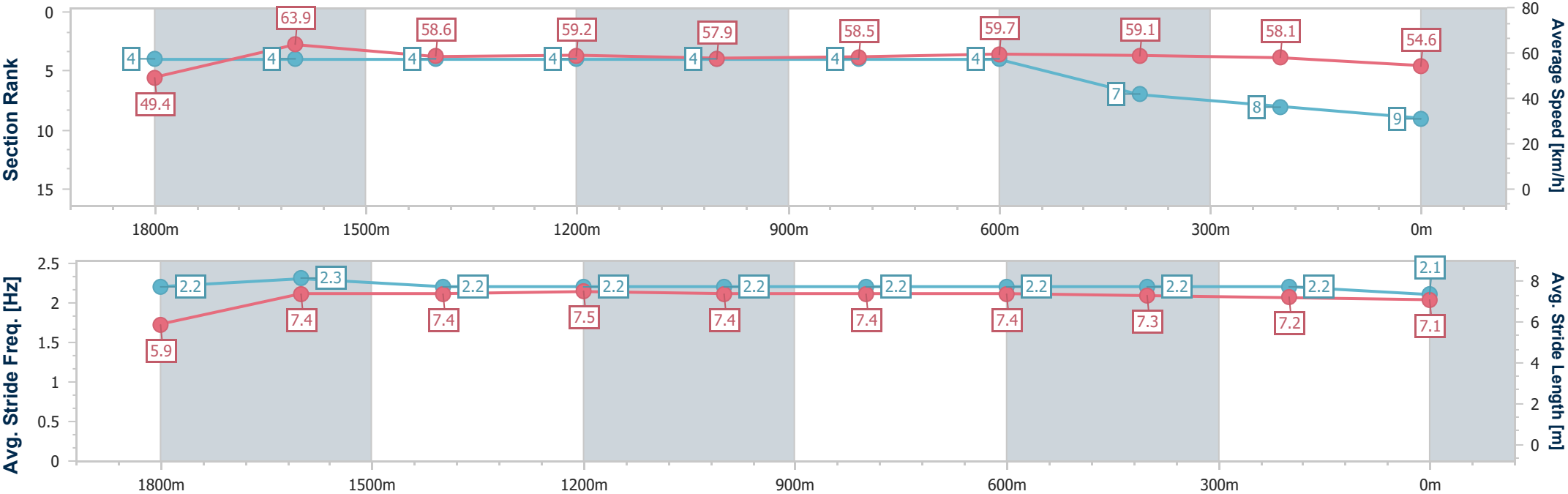
Horse/Jockey Name	Piertaga
Final Rank	9
Fastest Section Time (Section)	0:11.20 (1800m)
Top Speed [km/h] (Section)	66.1 (Overall)
Race State	Finished



IpswichProfessional
Race 2: GREAT NORTHERN Class 1 Handicap - 1975m
15 January 2026 - 14:47
Track Rating: Soft 5, Weather: Fine, Rail Position: +4m Entire



Section	Overall	1800m	1600m	1400m	1200m	1000m	800m	600m	400m	200m			
Section Times	2:03.23 [9] (0:12.77)	1:50.46 [4] (0:11.20)	1:39.26 [4] (0:12.29)	1:26.97 [4] (0:12.19)	1:14.78 [4] (0:12.43)	1:02.35 [4] (0:12.34)	0:50.01 [4] (0:12.10)	0:37.91 [4] (0:12.21)	0:25.70 [7] (0:12.53)	0:13.17 [8] (0:13.17)			
Average Speed [km/h]	49.4	63.9	58.6	59.2	57.9	58.5	59.7	59.1	58.1	54.6			
Top Speed [km/h]	66.1	66.1	61.5	59.8	59.0	59.5	60.2	60.0	59.5	57.3			
Avg. Dist. to Rail [m]	5.5	0.7	0.4	0.5	0.8	0.7	0.2	1.0	2.9	4.8			
Avg. Stride Freq. [Hz]	2.2	2.3	2.2	2.2	2.2	2.2	2.2	2.2	2.2	2.1			
Avg. Stride Length [m]	5.9	7.4	7.4	7.5	7.4	7.4	7.4	7.3	7.2	7.1			





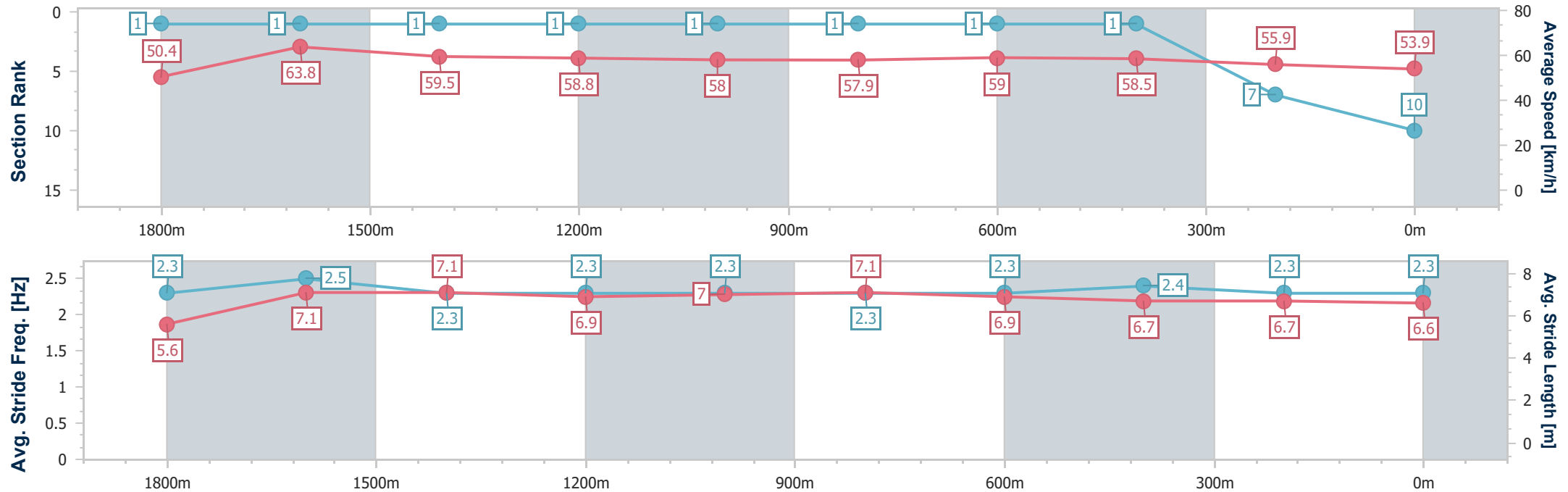
Horse/Jockey Name	Aima Sun
Final Rank	10
Fastest Section Time (Section)	0:11.10 (1800m)
Top Speed [km/h] (Section)	66.6 (1800m)
Race State	Finished



IpswichProfessional
Race 2: GREAT NORTHERN Class 1 Handicap - 1975m
15 January 2026 - 14:47
Track Rating: Soft 5, Weather: Fine, Rail Position: +4m Entire



Section	Overall	1800m	1600m	1400m	1200m	1000m	800m	600m	400m	200m			
Section Times	2:03.42 [10] (0:12.53)	1:50.89 [1] (0:11.10)	1:39.79 [1] (0:12.13)	1:27.66 [1] (0:12.20)	1:15.46 [1] (0:12.40)	1:03.06 [1] (0:12.41)	0:50.65 [1] (0:12.21)	0:38.44 [1] (0:12.24)	0:26.20 [1] (0:12.83)	0:13.37 [7] (0:13.37)			
Average Speed [km/h]	50.4	63.8	59.5	58.8	58.0	57.9	59.0	58.5	55.9	53.9			
Top Speed [km/h]	66.5	66.6	60.4	59.4	58.9	58.6	59.5	59.6	57.7	56.0			
Avg. Dist. to Rail [m]	1.5	1.9	1.1	0.3	0.1	0.1	0.7	1.1	0.7	1.4			
Avg. Stride Freq. [Hz]	2.3	2.5	2.3	2.3	2.3	2.3	2.3	2.4	2.3	2.3			
Avg. Stride Length [m]	5.6	7.1	7.1	6.9	7.0	7.1	6.9	6.7	6.7	6.6			





IpswichProfessional

Race 3: RACING AND SPORTS BENCHMARK 70 Handicap - 800m

15 January 2026 - 15:28



Track Rating: Soft 5, Weather: Fine, Rail Position: +4m Entire

Section						Overall	600m	400m	200m	Last 600m		
Field Times						0:44.83 (0:13.00)	0:31.83 (0:10.02)	0:21.81 (0:10.71)	0:11.10 (0:11.10)	0:31.83		
Rank	TAB	Horse/Jockey	Barrier	Top Speed [km/h]	Fastest Section					Margin		
1	4	MIXED SIGNALS	4	73.0	0:10.10	0:44.83 [1]	0:31.75 [4]	0:21.65 [3]	0:11.09 [3]	0:44.83	0:31.75	
		Olivia Webb		600m	600m	(0:13.08)	(0:10.10)	(0:10.56)	(0:11.09)			
2	2	CAMPAI	6	72.2	0:10.14	0:45.09 [2]	0:32.04 [2]	0:21.90 [4]	0:11.35 [2]	1.55L	0:32.04 +0	
		Bella Youngberry		600m	600m	(0:13.05)	(0:10.14)	(0:10.55)	(0:11.35)			
3	1	FLAMING CONQUEST	3	72.4	0:10.09	0:45.27 [3]	0:32.20 [3]	0:22.11 [2]	0:11.48 [4]	2.6L	0:32.20 -2	
		Chloe Lowe		600m	600m	(0:13.07)	(0:10.09)	(0:10.63)	(0:11.48)			
4	5	ADMITTED	1	72.5	0:10.02	0:45.29 [4]	0:32.29 [1]	0:22.27 [1]	0:11.56 [1]	2.74L	0:32.29 -2	
		Angela Jones		600m	600m	(0:13.00)	(0:10.02)	(0:10.71)	(0:11.56)			
5	8	INQUISITIVE LEGEND	2	72.5	0:10.11	0:45.31 [5]	0:32.06 [5]	0:21.95 [5]	0:11.32 [5]	2.84L	0:32.06 -1	
		Kenji Yoshida		600m	600m	(0:13.25)	(0:10.11)	(0:10.63)	(0:11.32)			
6	9	LEVAR	7	71.1	0:10.24	0:45.54 [6]	0:32.21 [6]	0:21.97 [6]	0:11.33 [6]	4.18L	0:32.21 -1	
		Micheal Hellyer		600m	600m	(0:13.33)	(0:10.24)	(0:10.64)	(0:11.33)			
7	10	ANAISA	5	69.1	0:10.40	0:45.95 [7]	0:32.42 [7]	0:22.02 [7]	0:11.30 [7]	6.6L	0:32.42 +1	
		Jason Taylor		600m	600m	(0:13.53)	(0:10.40)	(0:10.72)	(0:11.30)			

Scratched: Red Boomshakalaka (#6), Runaround Sue (#7), Medals (#3)



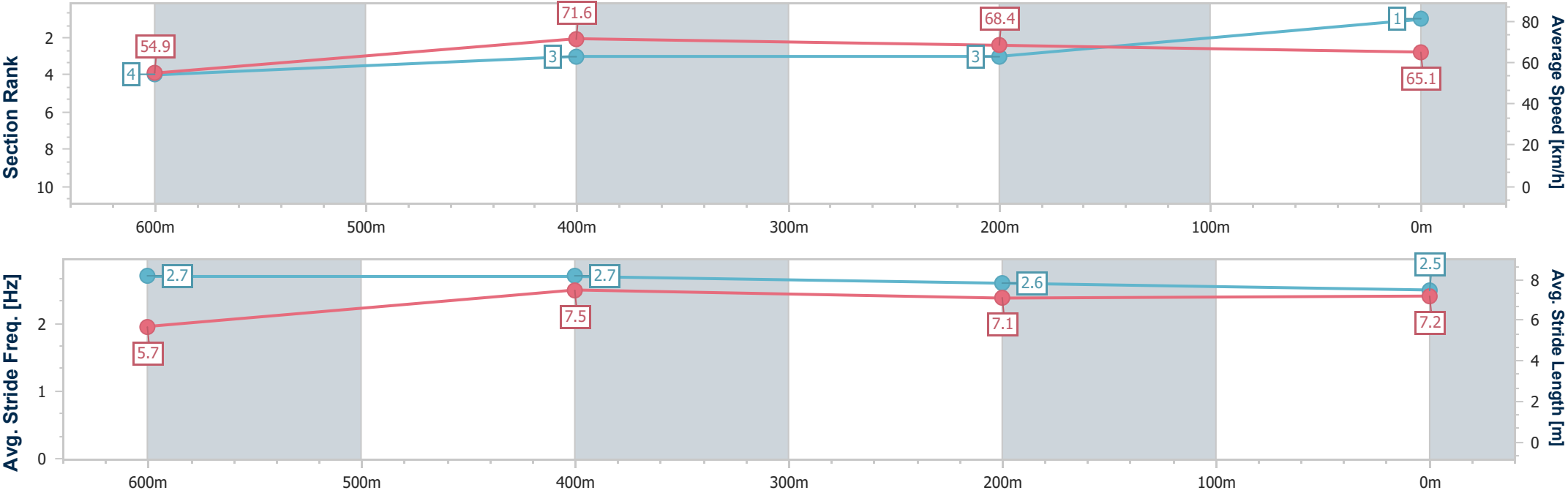
Horse/Jockey Name	Mixed Signals
Final Rank	1
Fastest Section Time (Section)	0:10.10 (600m)
Top Speed [km/h] (Section)	73.0 (600m)
Race State	Finished



IpswichProfessional
Race 3: RACING AND SPORTS BENCHMARK 70 Handicap - 800m
15 January 2026 - 15:28
Track Rating: Soft 5, Weather: Fine, Rail Position: +4m Entire



Section	Overall	600m	400m	200m															
Section Times	0:44.83 [1] (0:13.08)	0:31.75 [4] (0:10.10)	0:21.65 [3] (0:10.56)	0:11.09 [3] (0:11.09)															
Average Speed [km/h]	54.9	71.6	68.4	65.1															
Top Speed [km/h]	72.0	73.0	69.8	67.4															
Avg. Dist. to Rail [m]	4.8	1.7	1.1	0.9															
Avg. Stride Freq. [Hz]	2.7	2.7	2.6	2.5															
Avg. Stride Length [m]	5.7	7.5	7.1	7.2															





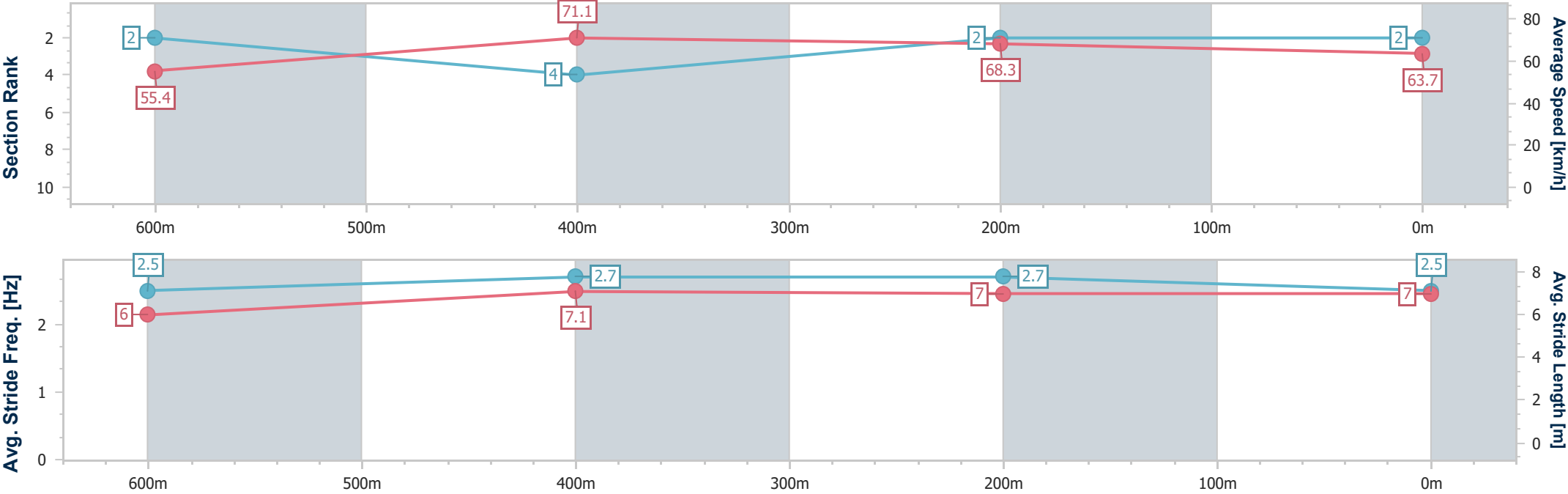
Horse/Jockey Name	Campai
Final Rank	2
Fastest Section Time (Section)	0:10.14 (600m)
Top Speed [km/h] (Section)	72.2 (600m)
Race State	Finished



IpswichProfessional
Race 3: RACING AND SPORTS BENCHMARK 70 Handicap - 800m
15 January 2026 - 15:28
Track Rating: Soft 5, Weather: Fine, Rail Position: +4m Entire



Section	Overall	600m	400m	200m										
Section Times	0:45.09 [2] (0:13.05)	0:32.04 [2] (0:10.14)	0:21.90 [4] (0:10.55)	0:11.35 [2] (0:11.35)										
Average Speed [km/h]	55.4	71.1	68.3	63.7										
Top Speed [km/h]	71.6	72.2	70.3	66.5										
Avg. Dist. to Rail [m]	6.4	2.3	0.4	2.0										
Avg. Stride Freq. [Hz]	2.5	2.7	2.7	2.5										
Avg. Stride Length [m]	6.0	7.1	7.0	7.0										





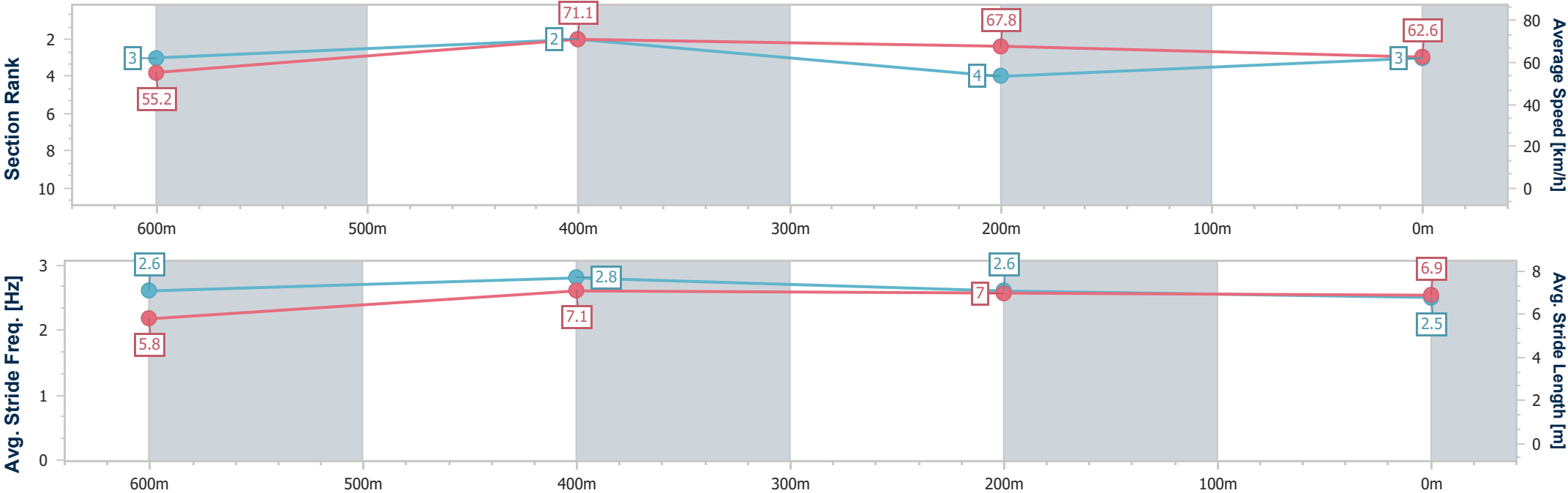
Horse/Jockey Name	Flaming Conquest
Final Rank	3
Fastest Section Time (Section)	0:10.09 (600m)
Top Speed [km/h] (Section)	72.4 (600m)
Race State	Finished



IpswichProfessional
Race 3: RACING AND SPORTS BENCHMARK 70 Handicap -
800m
15 January 2026 - 15:28
Track Rating: Soft 5, Weather: Fine, Rail Position: +4m Entire



Section	Overall	600m	400m	200m										
Section Times	0:45.27 [3] (0:13.07)	0:32.20 [3] (0:10.09)	0:22.11 [2] (0:10.63)	0:11.48 [4] (0:11.48)										
Average Speed [km/h]	55.2	71.1	67.8	62.6										
Top Speed [km/h]	72.2	72.4	70.1	65.8										
Avg. Dist. to Rail [m]	4.2	0.9	0.5	0.2										
Avg. Stride Freq. [Hz]	2.6	2.8	2.6	2.5										
Avg. Stride Length [m]	5.8	7.1	7.0	6.9										





Horse/Jockey Name	Admitted
Final Rank	4
Fastest Section Time (Section)	0:10.02 (600m)
Top Speed [km/h] (Section)	72.5 (600m)
Race State	Finished



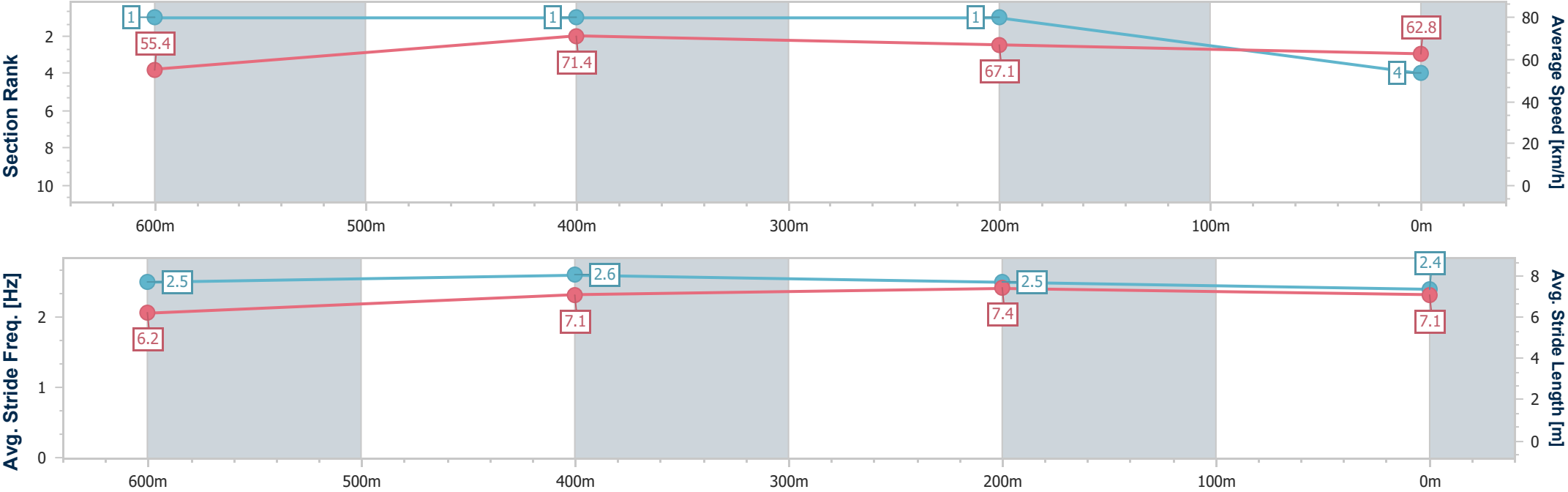
IpswichProfessional
Race 3: RACING AND SPORTS BENCHMARK 70 Handicap -
800m


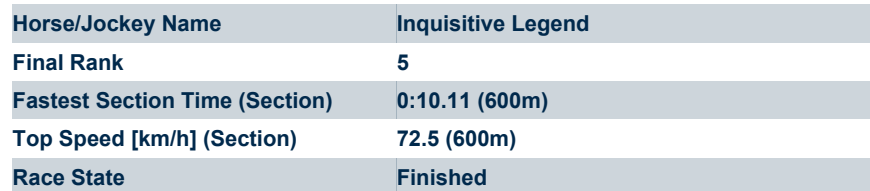


15 January 2026 - 15:28

Track Rating: Soft 5, Weather: Fine, Rail Position: +4m Entire

Section	Overall	600m	400m	200m															
Section Times	0:45.29 [4] (0:13.00)	0:32.29 [1] (0:10.02)	0:22.27 [1] (0:10.71)	0:11.56 [1] (0:11.56)															
Average Speed [km/h]	55.4	71.4	67.1	62.8															
Top Speed [km/h]	71.8	72.5	69.8	65.2															
Avg. Dist. to Rail [m]	2.0	0.9	0.2	0.5															
Avg. Stride Freq. [Hz]	2.5	2.6	2.5	2.4															
Avg. Stride Length [m]	6.2	7.1	7.4	7.1															







Horse/Jockey Name	Levar
Final Rank	6
Fastest Section Time (Section)	0:10.24 (600m)
Top Speed [km/h] (Section)	71.1 (600m)
Race State	Finished



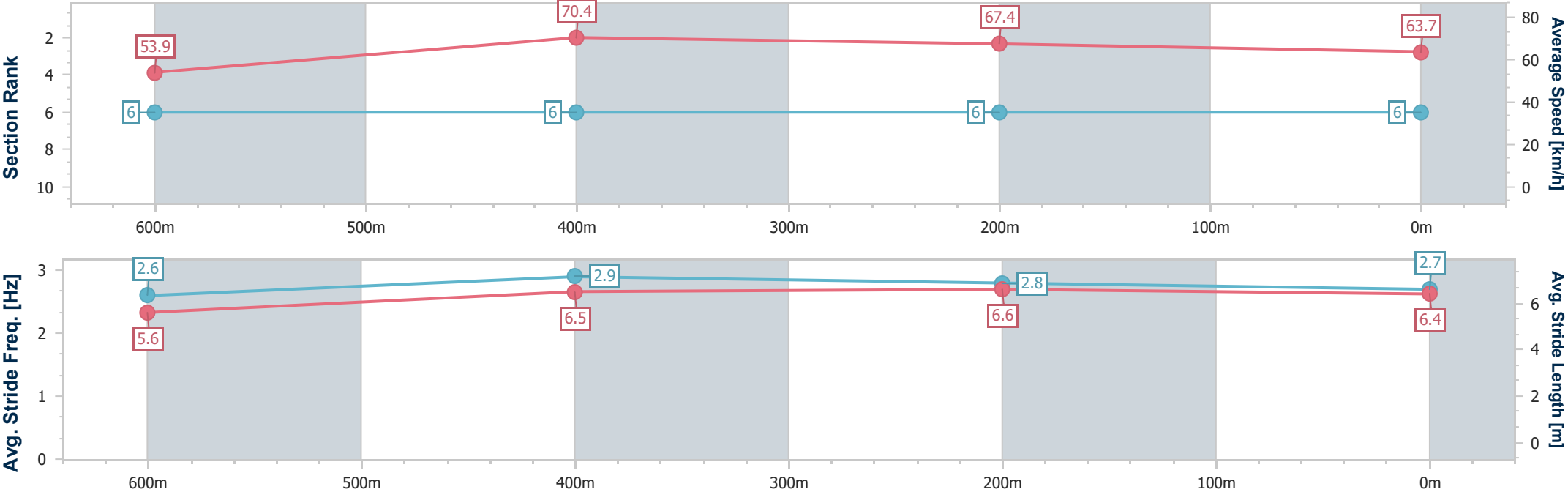
IpswichProfessional
Race 3: RACING AND SPORTS BENCHMARK 70 Handicap -
800m



15 January 2026 - 15:28

Track Rating: Soft 5, Weather: Fine, Rail Position: +4m Entire

Section	Overall	600m	400m	200m															
Section Times	0:45.54 [6] (0:13.33)	0:32.21 [6] (0:10.24)	0:21.97 [6] (0:10.64)	0:11.33 [6] (0:11.33)															
Average Speed [km/h]	53.9	70.4	67.4	63.7															
Top Speed [km/h]	69.8	71.1	68.5	66.8															
Avg. Dist. to Rail [m]	6.8	1.1	1.3	1.3															
Avg. Stride Freq. [Hz]	2.6	2.9	2.8	2.7															
Avg. Stride Length [m]	5.6	6.5	6.6	6.4															





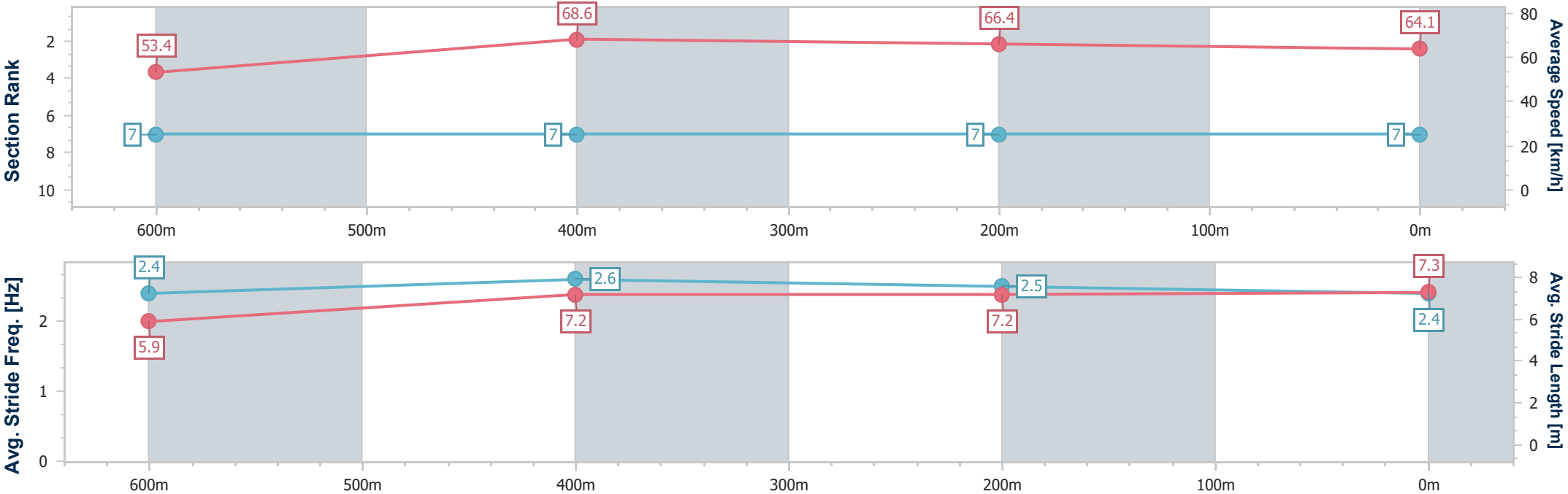
Horse/Jockey Name	Anaisa
Final Rank	7
Fastest Section Time (Section)	0:10.40 (600m)
Top Speed [km/h] (Section)	69.1 (600m)
Race State	Finished



IpswichProfessional
Race 3: RACING AND SPORTS BENCHMARK 70 Handicap - 800m
15 January 2026 - 15:28
Track Rating: Soft 5, Weather: Fine, Rail Position: +4m Entire



Section	Overall	600m	400m	200m										
Section Times	0:45.95 [7] (0:13.53)	0:32.42 [7] (0:10.40)	0:22.02 [7] (0:10.72)	0:11.30 [7] (0:11.30)										
Average Speed [km/h]	53.4	68.6	66.4	64.1										
Top Speed [km/h]	68.4	69.1	67.4	65.8										
Avg. Dist. to Rail [m]	5.7	2.0	3.3	0.8										
Avg. Stride Freq. [Hz]	2.4	2.6	2.5	2.4										
Avg. Stride Length [m]	5.9	7.2	7.2	7.3										





IpswichProfessional

Race 4: SEVEN NEWS Class 3 Handicap - 1680m

15 January 2026 - 16:05



Track Rating: Good 4, Weather: Fine, Rail Position: +4m Entire

Section						Overall	1400m	1200m	1000m	800m	600m	400m	Last 600m		
Field Times						1:43.71 (0:19.29)	1:24.42 (0:11.96)	1:12.46 (0:12.47)	0:59.99 (0:12.87)	0:47.12 (0:12.16)	0:34.96 (0:11.68)	0:23.28 (0:11.62)	0:34.96		
Rank	TAB	Horse/Jockey	Barrier	Top Speed [km/h]	Fastest Section										Distance Travelled [m]
1	8	BURLEIGH MAGIC	7	65.5	0:11.17	1:43.71 [1]	1:23.55 [8]	1:11.50 [8]	0:58.90 [8]	0:46.27 [8]	0:34.12 [8]	0:22.42 [9]	0:34.12		
		Angela Jones		200m	200m	(0:20.16)	(0:12.05)	(0:12.60)	(0:12.63)	(0:12.15)	(0:11.70)	(0:11.25)			
2	1	MORE TROUBLE	3	64.8	0:11.33	1:43.74 [2]	1:23.82 [7]	1:11.79 [6]	0:59.27 [6]	0:46.57 [7]	0:34.43 [7]	0:22.71 [7]	0:34.43	+0	
		Damien Thornton		200m	200m	(0:19.92)	(0:12.03)	(0:12.52)	(0:12.70)	(0:12.14)	(0:11.72)	(0:11.38)			
3	5	SILENT CALL	4	63.9	0:11.49	1:43.83 [3]	1:24.31 [2]	1:12.38 [3]	0:59.92 [2]	0:47.14 [2]	0:34.97 [2]	0:23.27 [2]	0:34.97	+0	
		Andrew Mallyon		1400m	400m	(0:19.52)	(0:11.93)	(0:12.46)	(0:12.78)	(0:12.17)	(0:11.70)	(0:11.49)			
4	7	PELE PRINCESS	9	65.5	0:11.22	1:43.88 [4]	1:23.53 [10]	1:11.36 [10]	0:58.84 [10]	0:46.19 [10]	0:34.04 [10]	0:22.48 [10]	0:34.04	+1	
		Cejay Graham		200m	200m	(0:20.35)	(0:12.17)	(0:12.52)	(0:12.65)	(0:12.15)	(0:11.56)	(0:11.26)			
5	2	ZOU BIG BOY	6	63.5	0:11.68	1:44.02 [5]	1:24.49 [3]	1:12.66 [2]	1:00.30 [1]	0:47.43 [1]	0:35.27 [1]	0:23.59 [1]	0:35.27	-9	
		Leah Martyn		Overall	600m	(0:19.53)	(0:11.83)	(0:12.36)	(0:12.87)	(0:12.16)	(0:11.68)	(0:11.69)			
6	3	BITOFTHEBLARNEY	5	63.8	0:11.49	1:44.12 [6]	1:24.26 [5]	1:12.30 [5]	0:59.88 [5]	0:47.30 [3]	0:35.14 [4]	0:23.39 [4]	0:35.14	-4	
		Ben Thompson		400m	400m	(0:19.86)	(0:11.96)	(0:12.42)	(0:12.58)	(0:12.16)	(0:11.75)	(0:11.49)			
7	6	ZHENG YOU	1	63.3	0:11.58	1:44.17 [7]	1:24.88 [1]	1:12.92 [1]	1:00.19 [3]	0:47.29 [4]	0:35.12 [5]	0:23.46 [3]	0:35.12	-5	
		Tiffani Brooker		400m	400m	(0:19.29)	(0:11.96)	(0:12.73)	(0:12.90)	(0:12.17)	(0:11.66)	(0:11.58)			
8	9	GOT YOURSELF A GUN	2	63.7	0:11.62	1:44.34 [8]	1:24.68 [4]	1:12.87 [4]	1:00.17 [4]	0:47.24 [6]	0:35.08 [6]	0:23.46 [6]	0:35.08	-5	
		Georgina Cartwright		Overall	600m	(0:19.66)	(0:11.81)	(0:12.70)	(0:12.93)	(0:12.16)	(0:11.62)	(0:11.63)			
9	10	OAKFIELD STORM	8	66.6	0:11.46	1:44.72 [9]	1:24.56 [9]	1:12.48 [9]	0:59.87 [9]	0:47.15 [9]	0:35.03 [9]	0:23.44 [8]	0:35.03	-9	
		Micheal Hellyer		Overall	400m	(0:20.16)	(0:12.08)	(0:12.61)	(0:12.72)	(0:12.12)	(0:11.59)	(0:11.46)			
10	11	SHACKAMAXON	10	62.3	0:11.92	1:45.42 [10]	1:25.50 [6]	1:13.34 [7]	1:00.78 [7]	0:48.48 [5]	0:36.48 [3]	0:24.56 [5]	0:36.48	+2	
		Jason Taylor		Overall	600m	(0:19.92)	(0:12.16)	(0:12.56)	(0:12.30)	(0:12.00)	(0:11.92)	(0:12.17)			

Scratched: Vermilion Kirin (#4)



IpswichProfessional

Race 4: SEVEN NEWS Class 3 Handicap - 1680m

15 January 2026 - 16:05



Track Rating: Good 4, Weather: Fine, Rail Position: +4m Entire

Section Field Times				200m 0:11.66 (0:11.66)		Last 600m 0:34.96			
Rank	TAB	Horse/Jockey	Barrier	Top Speed [km/h]	Fastest Section	Margin			Distance Travelled [m]
1	8	BURLEIGH MAGIC	7	65.5	0:11.17	0:11.17 [7]	1:43.71		0:34.12
		Angela Jones		200m	200m	(0:11.17)			
2	1	MORE TROUBLE	3	64.8	0:11.33	0:11.33 [5]	0.2L		0:34.43 +0
		Damien Thornton		200m	200m	(0:11.33)			
3	5	SILENT CALL	4	63.9	0:11.49	0:11.78 [1]	0.75L		0:34.97 +0
		Andrew Mallyon		1400m	400m	(0:11.78)			
4	7	PELE PRINCESS	9	65.5	0:11.22	0:11.22 [8]	1.03L		0:34.04 +1
		Cejay Graham		200m	200m	(0:11.22)			
5	2	ZOU BIG BOY	6	63.5	0:11.68	0:11.90 [2]	1.88L		0:35.27 -9
		Leah Martyn		Overall	600m	(0:11.90)			
6	3	BITOFTHEBLARNEY	5	63.8	0:11.49	0:11.90 [3]	2.47L		0:35.14 -4
		Ben Thompson		400m	400m	(0:11.90)			
7	6	ZHENG YOU	1	63.3	0:11.58	0:11.88 [4]	2.74L		0:35.12 -5
		Tiffani Brooker		400m	400m	(0:11.88)			
8	9	GOT YOURSELF A GUN	2	63.7	0:11.62	0:11.83 [6]	3.7L		0:35.08 -5
		Georgina Cartwright		Overall	600m	(0:11.83)			
9	10	OAKFIELD STORM	8	66.6	0:11.46	0:11.98 [9]	5.97L		0:35.03 -9
		Micheal Hellyer		Overall	400m	(0:11.98)			
10	11	SHACKAMAXON	10	62.3	0:11.92	0:12.39 [10]	10.07L		0:36.48 +2
		Jason Taylor		Overall	600m	(0:12.39)			

Scratched: Vermilion Kirin (#4)



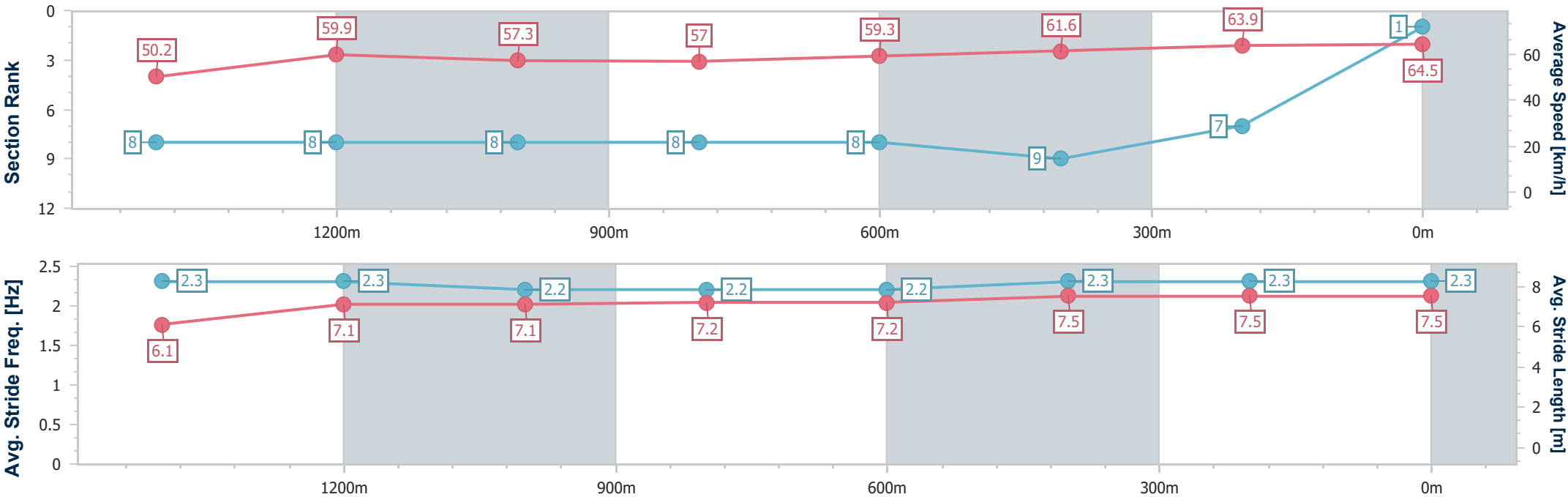
Horse/Jockey Name	Burleigh Magic
Final Rank	1
Fastest Section Time (Section)	0:11.17 (200m)
Top Speed [km/h] (Section)	65.5 (200m)
Race State	Finished



IpswichProfessional
Race 4: SEVEN NEWS Class 3 Handicap - 1680m
15 January 2026 - 16:05
Track Rating: Good 4, Weather: Fine, Rail Position: +4m Entire



Section	Overall	1400m	1200m	1000m	800m	600m	400m	200m					
Section Times	1:43.71 [1] (0:20.16)	1:23.55 [8] (0:12.05)	1:11.50 [8] (0:12.60)	0:58.90 [8] (0:12.63)	0:46.27 [8] (0:12.15)	0:34.12 [8] (0:11.70)	0:22.42 [9] (0:11.25)	0:11.17 [7] (0:11.17)					
Average Speed [km/h]	50.2	59.9	57.3	57.0	59.3	61.6	63.9	64.5					
Top Speed [km/h]	61.2	60.8	58.9	58.7	61.3	63.0	65.5	65.5					
Avg. Dist. to Rail [m]	4.4	0.7	0.9	1.2	0.4	0.2	1.3	4.8					
Avg. Stride Freq. [Hz]	2.3	2.3	2.2	2.2	2.2	2.3	2.3	2.3					
Avg. Stride Length [m]	6.1	7.1	7.1	7.2	7.2	7.5	7.5	7.5					





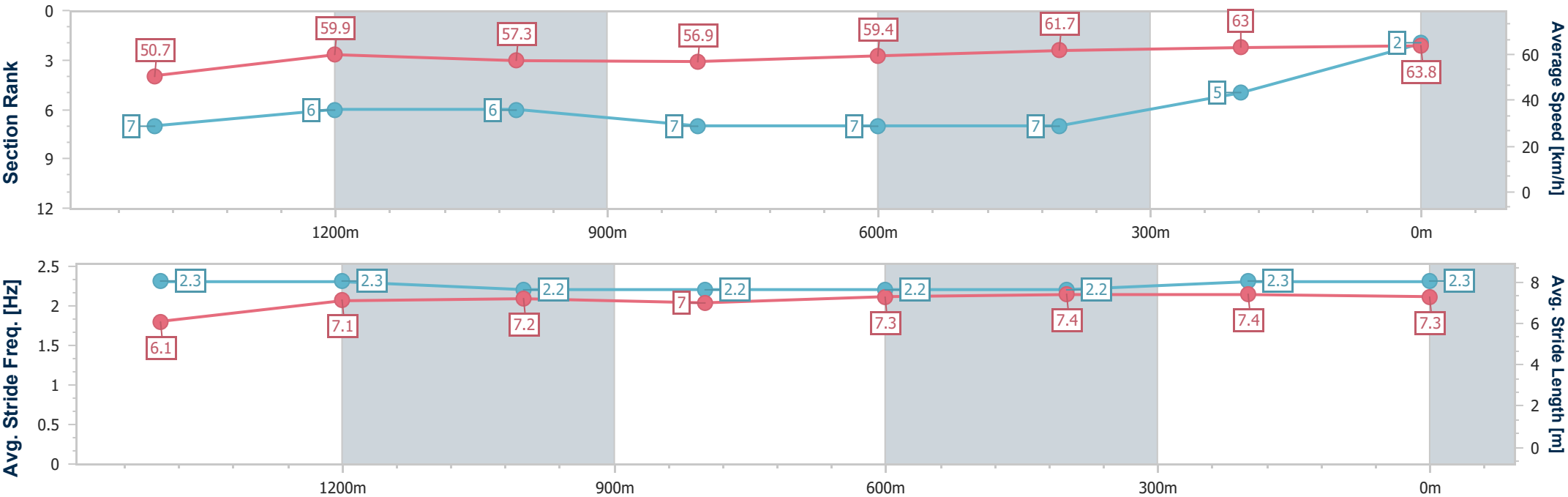
Horse/Jockey Name	More Trouble
Final Rank	2
Fastest Section Time (Section)	0:11.33 (200m)
Top Speed [km/h] (Section)	64.8 (200m)
Race State	Finished



IpswichProfessional
Race 4: SEVEN NEWS Class 3 Handicap - 1680m
15 January 2026 - 16:05
Track Rating: Good 4, Weather: Fine, Rail Position: +4m Entire



Section	Overall	1400m	1200m	1000m	800m	600m	400m	200m					
Section Times	1:43.74 [2] (0:19.92)	1:23.82 [7] (0:12.03)	1:11.79 [6] (0:12.52)	0:59.27 [6] (0:12.70)	0:46.57 [7] (0:12.14)	0:34.43 [7] (0:11.72)	0:22.71 [7] (0:11.38)	0:11.33 [5] (0:11.33)					
Average Speed [km/h]	50.7	59.9	57.3	56.9	59.4	61.7	63.0	63.8					
Top Speed [km/h]	62.5	61.0	58.8	57.6	61.0	62.4	64.0	64.8					
Avg. Dist. to Rail [m]	3.3	0.3	0.1	0.8	0.4	0.4	1.2	4.0					
Avg. Stride Freq. [Hz]	2.3	2.3	2.2	2.2	2.2	2.2	2.3	2.3					
Avg. Stride Length [m]	6.1	7.1	7.2	7.0	7.3	7.4	7.4	7.3					





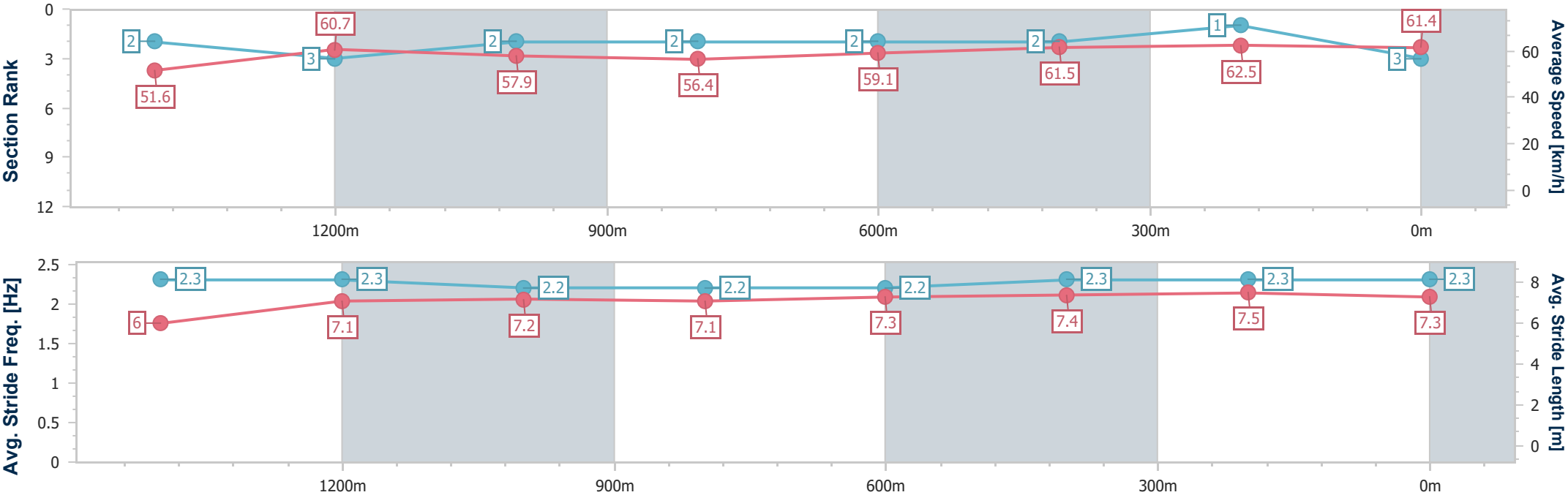
Horse/Jockey Name	Silent Call
Final Rank	3
Fastest Section Time (Section)	0:11.49 (400m)
Top Speed [km/h] (Section)	63.9 (1400m)
Race State	Finished



IpswichProfessional
Race 4: SEVEN NEWS Class 3 Handicap - 1680m
15 January 2026 - 16:05
Track Rating: Good 4, Weather: Fine, Rail Position: +4m Entire



Section	Overall	1400m	1200m	1000m	800m	600m	400m	200m					
Section Times	1:43.83 [3] (0:19.52)	1:24.31 [2] (0:11.93)	1:12.38 [3] (0:12.46)	0:59.92 [2] (0:12.78)	0:47.14 [2] (0:12.17)	0:34.97 [2] (0:11.70)	0:23.27 [2] (0:11.49)	0:11.78 [1] (0:11.78)					
Average Speed [km/h]	51.6	60.7	57.9	56.4	59.1	61.5	62.5	61.4					
Top Speed [km/h]	61.7	63.9	58.7	57.8	60.7	62.6	63.3	62.2					
Avg. Dist. to Rail [m]	3.7	0.4	0.9	0.8	0.4	0.3	0.3	1.9					
Avg. Stride Freq. [Hz]	2.3	2.3	2.2	2.2	2.2	2.3	2.3	2.3					
Avg. Stride Length [m]	6.0	7.1	7.2	7.1	7.3	7.4	7.5	7.3					





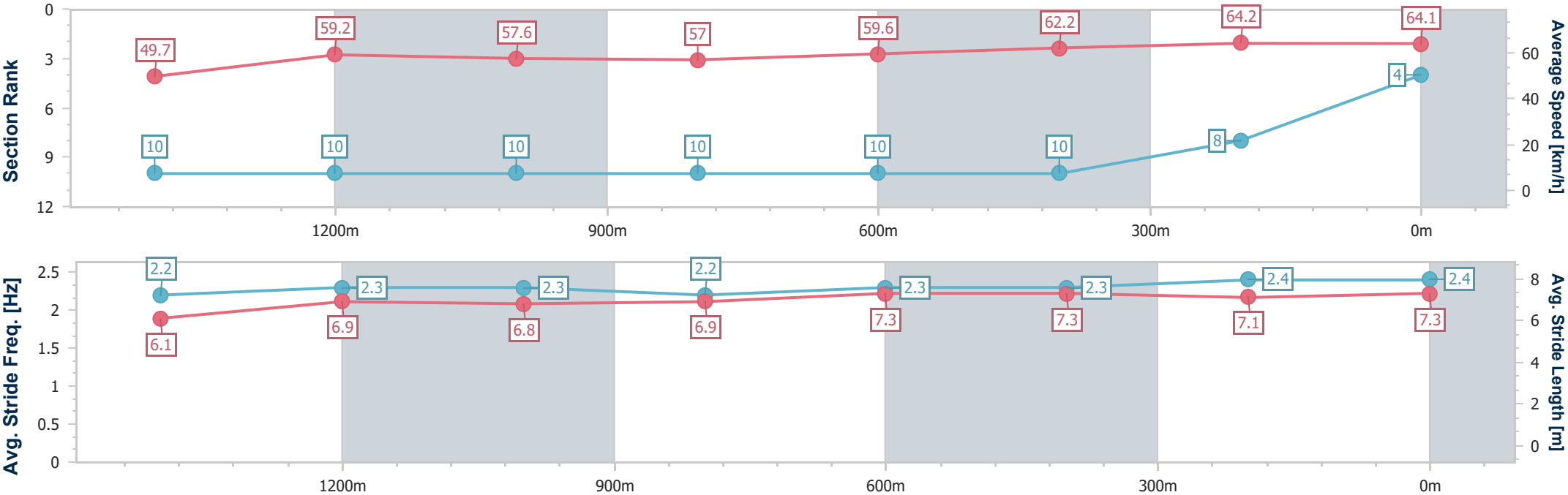
Horse/Jockey Name	Pele Princess
Final Rank	4
Fastest Section Time (Section)	0:11.22 (200m)
Top Speed [km/h] (Section)	65.5 (200m)
Race State	Finished



IpswichProfessional
Race 4: SEVEN NEWS Class 3 Handicap - 1680m
15 January 2026 - 16:05
Track Rating: Good 4, Weather: Fine, Rail Position: +4m Entire



Section	Overall	1400m	1200m	1000m	800m	600m	400m	200m					
Section Times	1:43.88 [4] (0:20.35)	1:23.53 [10] (0:12.17)	1:11.36 [10] (0:12.52)	0:58.84 [10] (0:12.65)	0:46.19 [10] (0:12.15)	0:34.04 [10] (0:11.56)	0:22.48 [10] (0:11.26)	0:11.22 [8] (0:11.22)					
Average Speed [km/h]	49.7	59.2	57.6	57.0	59.6	62.2	64.2	64.1					
Top Speed [km/h]	60.2	60.5	59.2	59.4	61.9	63.5	65.5	65.5					
Avg. Dist. to Rail [m]	5.7	0.7	0.7	0.5	0.2	0.3	2.3	6.3					
Avg. Stride Freq. [Hz]	2.2	2.3	2.3	2.2	2.3	2.3	2.4	2.4					
Avg. Stride Length [m]	6.1	6.9	6.8	6.9	7.3	7.3	7.1	7.3					





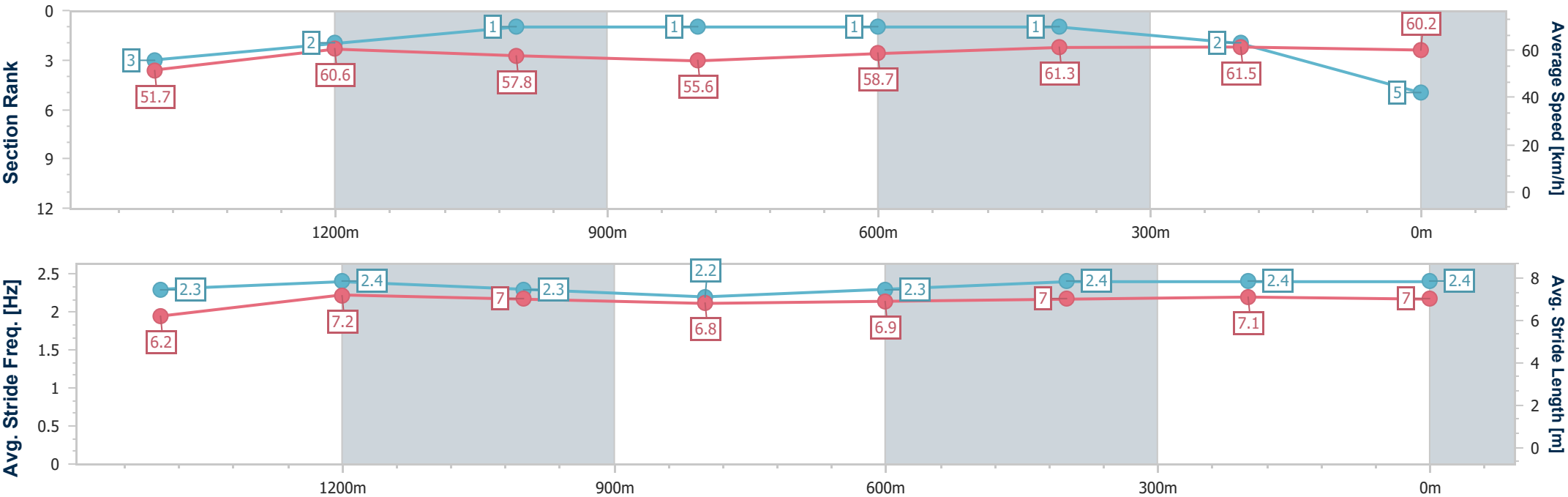
Horse/Jockey Name	Zou Big Boy
Final Rank	5
Fastest Section Time (Section)	0:11.68 (600m)
Top Speed [km/h] (Section)	63.5 (Overall)
Race State	Finished



IpswichProfessional
Race 4: SEVEN NEWS Class 3 Handicap - 1680m
15 January 2026 - 16:05
Track Rating: Good 4, Weather: Fine, Rail Position: +4m Entire



Section	Overall	1400m	1200m	1000m	800m	600m	400m	200m					
Section Times	1:44.02 [5] (0:19.53)	1:24.49 [3] (0:11.83)	1:12.66 [2] (0:12.36)	1:00.30 [1] (0:12.87)	0:47.43 [1] (0:12.16)	0:35.27 [1] (0:11.68)	0:23.59 [1] (0:11.69)	0:11.90 [2] (0:11.90)					
Average Speed [km/h]	51.7	60.6	57.8	55.6	58.7	61.3	61.5	60.2					
Top Speed [km/h]	63.5	62.9	59.1	56.6	60.6	62.2	62.2	61.8					
Avg. Dist. to Rail [m]	5.4	1.4	1.8	2.1	1.7	1.6	0.6	1.0					
Avg. Stride Freq. [Hz]	2.3	2.4	2.3	2.2	2.3	2.4	2.4	2.4					
Avg. Stride Length [m]	6.2	7.2	7.0	6.8	6.9	7.0	7.1	7.0					





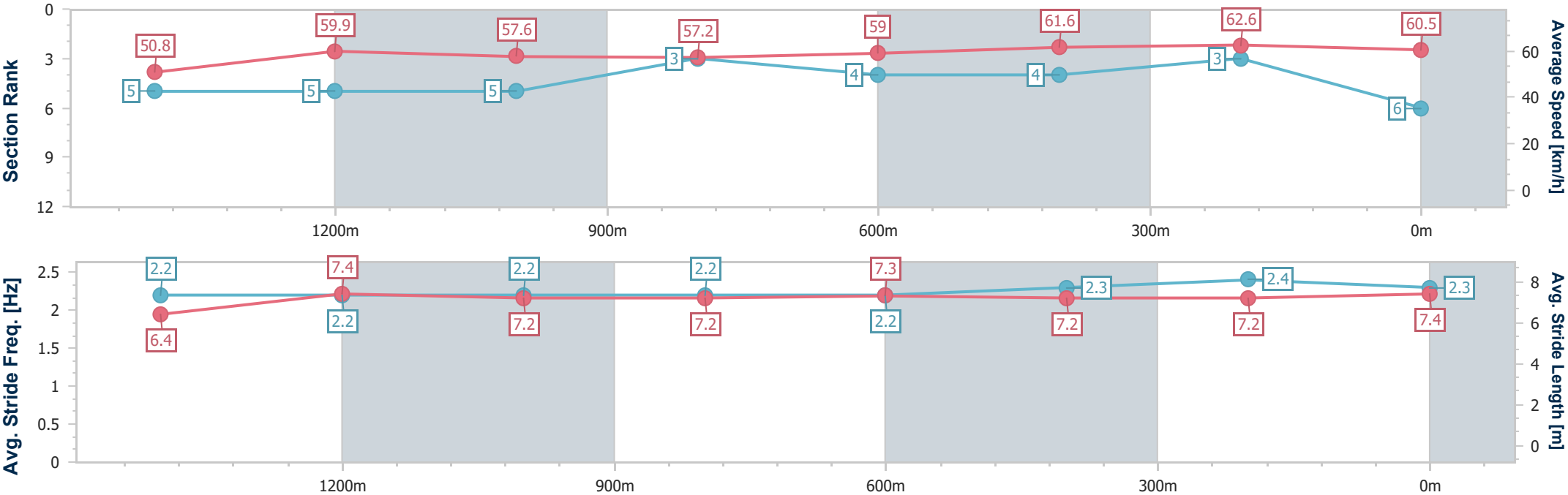
Horse/Jockey Name	Bitoftheblarney
Final Rank	6
Fastest Section Time (Section)	0:11.49 (400m)
Top Speed [km/h] (Section)	63.8 (400m)
Race State	Finished



IpswichProfessional
Race 4: SEVEN NEWS Class 3 Handicap - 1680m
15 January 2026 - 16:05
Track Rating: Good 4, Weather: Fine, Rail Position: +4m Entire



Section	Overall	1400m	1200m	1000m	800m	600m	400m	200m					
Section Times	1:44.12 [6] (0:19.86)	1:24.26 [5] (0:11.96)	1:12.30 [5] (0:12.42)	0:59.88 [5] (0:12.58)	0:47.30 [3] (0:12.16)	0:35.14 [4] (0:11.75)	0:23.39 [4] (0:11.49)	0:11.90 [3] (0:11.90)					
Average Speed [km/h]	50.8	59.9	57.6	57.2	59.0	61.6	62.6	60.5					
Top Speed [km/h]	61.6	61.4	59.1	58.1	61.0	62.9	63.8	62.2					
Avg. Dist. to Rail [m]	4.3	0.8	1.1	0.7	0.3	0.2	1.0	2.8					
Avg. Stride Freq. [Hz]	2.2	2.2	2.2	2.2	2.2	2.3	2.4	2.3					
Avg. Stride Length [m]	6.4	7.4	7.2	7.2	7.3	7.2	7.2	7.4					





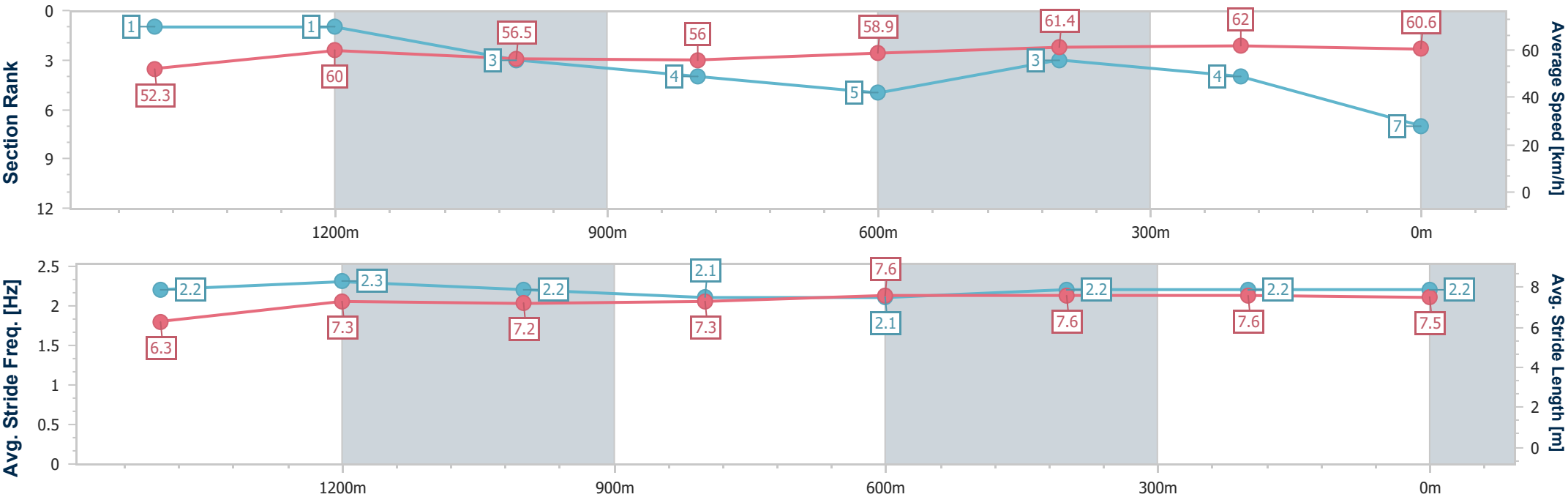
Horse/Jockey Name	Zheng You
Final Rank	7
Fastest Section Time (Section)	0:11.58 (400m)
Top Speed [km/h] (Section)	63.3 (400m)
Race State	Finished



IpswichProfessional
Race 4: SEVEN NEWS Class 3 Handicap - 1680m
15 January 2026 - 16:05
Track Rating: Good 4, Weather: Fine, Rail Position: +4m Entire



Section	Overall	1400m	1200m	1000m	800m	600m	400m	200m					
Section Times	1:44.17 [7] (0:19.29)	1:24.88 [1] (0:11.96)	1:12.92 [1] (0:12.73)	1:00.19 [3] (0:12.90)	0:47.29 [4] (0:12.17)	0:35.12 [5] (0:11.66)	0:23.46 [3] (0:11.58)	0:11.88 [4] (0:11.88)					
Average Speed [km/h]	52.3	60.0	56.5	56.0	58.9	61.4	62.0	60.6					
Top Speed [km/h]	63.1	62.4	58.8	56.9	60.9	63.0	63.3	62.3					
Avg. Dist. to Rail [m]	2.2	0.4	0.2	0.3	0.7	1.0	0.8	0.6					
Avg. Stride Freq. [Hz]	2.2	2.3	2.2	2.1	2.1	2.2	2.2	2.2					
Avg. Stride Length [m]	6.3	7.3	7.2	7.3	7.6	7.6	7.6	7.5					





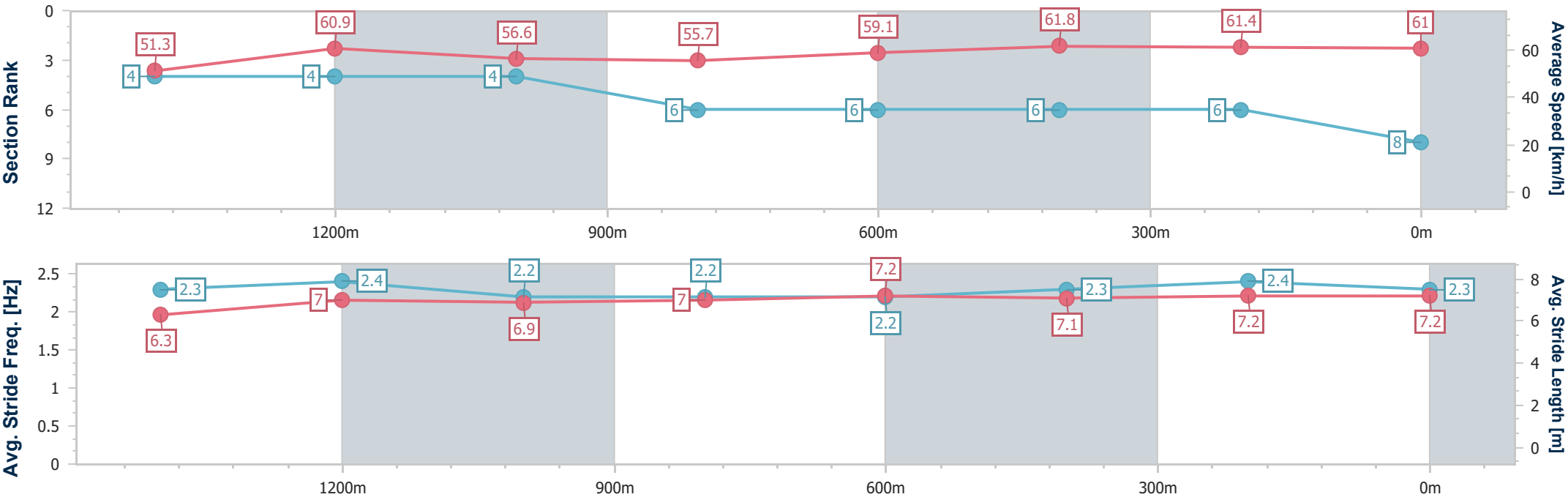
Horse/Jockey Name	Got Yourself A Gun
Final Rank	8
Fastest Section Time (Section)	0:11.62 (600m)
Top Speed [km/h] (Section)	63.7 (Overall)
Race State	Finished



IpswichProfessional
Race 4: SEVEN NEWS Class 3 Handicap - 1680m
15 January 2026 - 16:05
Track Rating: Good 4, Weather: Fine, Rail Position: +4m Entire



Section	Overall	1400m	1200m	1000m	800m	600m	400m	200m					
Section Times	1:44.34 [8] (0:19.66)	1:24.68 [4] (0:11.81)	1:12.87 [4] (0:12.70)	1:00.17 [4] (0:12.93)	0:47.24 [6] (0:12.16)	0:35.08 [6] (0:11.62)	0:23.46 [6] (0:11.63)	0:11.83 [6] (0:11.83)					
Average Speed [km/h]	51.3	60.9	56.6	55.7	59.1	61.8	61.4	61.0					
Top Speed [km/h]	63.7	63.6	59.1	57.2	60.7	62.1	62.6	62.7					
Avg. Dist. to Rail [m]	2.3	0.3	0.2	0.2	0.7	1.1	0.9	1.2					
Avg. Stride Freq. [Hz]	2.3	2.4	2.2	2.2	2.2	2.3	2.4	2.3					
Avg. Stride Length [m]	6.3	7.0	6.9	7.0	7.2	7.1	7.2	7.2					





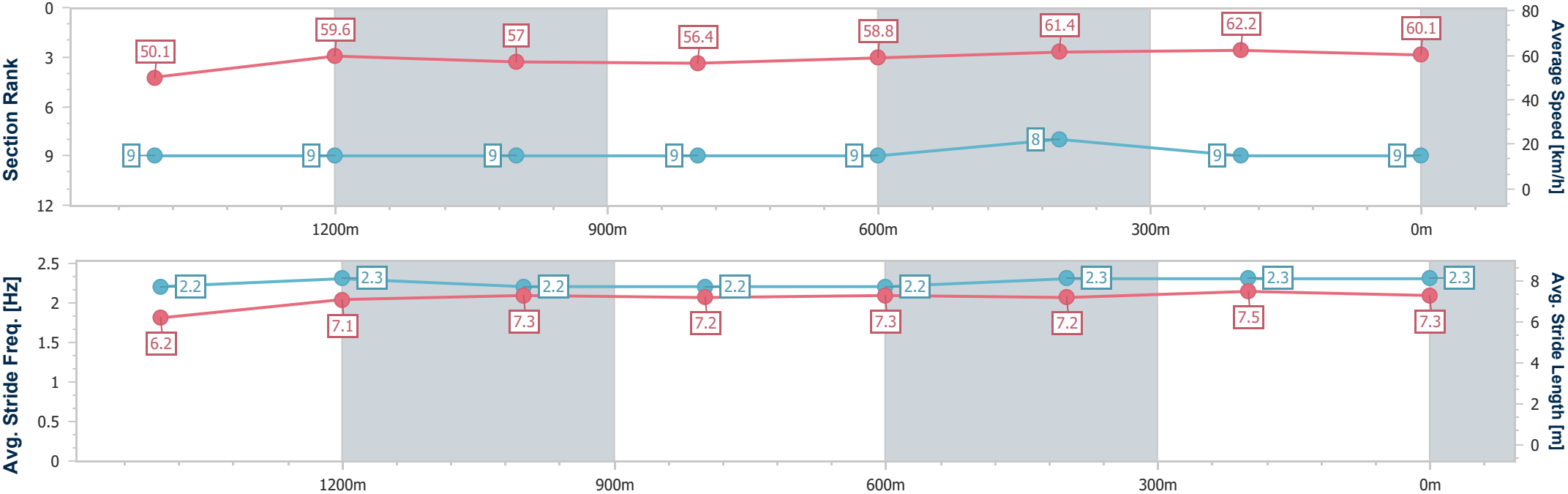
Horse/Jockey Name	Oakfield Storm
Final Rank	9
Fastest Section Time (Section)	0:11.46 (400m)
Top Speed [km/h] (Section)	66.6 (Overall)
Race State	Finished



IpswichProfessional
Race 4: SEVEN NEWS Class 3 Handicap - 1680m
15 January 2026 - 16:05
Track Rating: Good 4, Weather: Fine, Rail Position: +4m Entire



Section	Overall	1400m	1200m	1000m	800m	600m	400m	200m					
Section Times	1:44.72 [9] (0:20.16)	1:24.56 [9] (0:12.08)	1:12.48 [9] (0:12.61)	0:59.87 [9] (0:12.72)	0:47.15 [9] (0:12.12)	0:35.03 [9] (0:11.59)	0:23.44 [8] (0:11.46)	0:11.98 [9] (0:11.98)					
Average Speed [km/h]	50.1	59.6	57.0	56.4	58.8	61.4	62.2	60.1					
Top Speed [km/h]	66.6	62.2	58.7	57.8	60.8	62.0	63.1	62.9					
Avg. Dist. to Rail [m]	4.8	0.4	0.3	0.7	2.5	3.4	1.8	1.4					
Avg. Stride Freq. [Hz]	2.2	2.3	2.2	2.2	2.2	2.3	2.3	2.3					
Avg. Stride Length [m]	6.2	7.1	7.3	7.2	7.3	7.2	7.5	7.3					





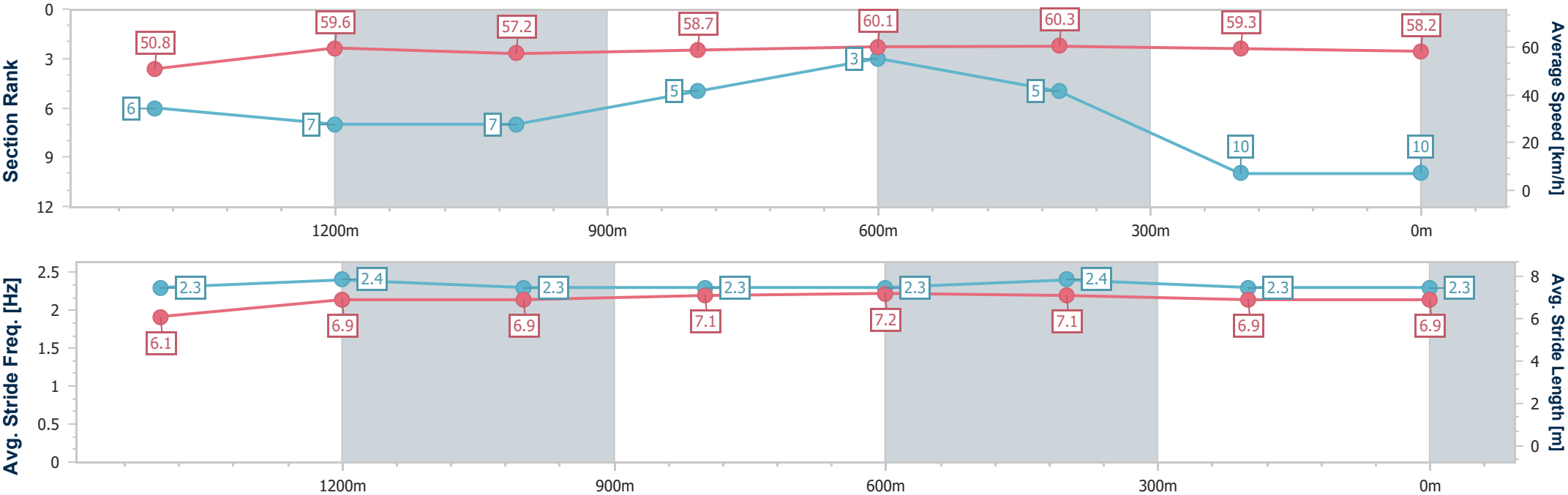
Horse/Jockey Name	Shackamaxon
Final Rank	10
Fastest Section Time (Section)	0:11.92 (600m)
Top Speed [km/h] (Section)	62.3 (Overall)
Race State	Finished



IpswichProfessional
Race 4: SEVEN NEWS Class 3 Handicap - 1680m
15 January 2026 - 16:05
Track Rating: Good 4, Weather: Fine, Rail Position: +4m Entire



Section	Overall	1400m	1200m	1000m	800m	600m	400m	200m					
Section Times	1:45.42 [10] (0:19.92)	1:25.50 [6] (0:12.16)	1:13.34 [7] (0:12.56)	1:00.78 [7] (0:12.30)	0:48.48 [5] (0:12.00)	0:36.48 [3] (0:11.92)	0:24.56 [5] (0:12.17)	0:12.39 [10] (0:12.39)					
Average Speed [km/h]	50.8	59.6	57.2	58.7	60.1	60.3	59.3	58.2					
Top Speed [km/h]	62.3	60.8	58.9	59.2	61.1	60.8	60.6	60.1					
Avg. Dist. to Rail [m]	8.4	1.7	0.3	0.3	0.4	0.2	1.3	2.2					
Avg. Stride Freq. [Hz]	2.3	2.4	2.3	2.3	2.3	2.4	2.3	2.3					
Avg. Stride Length [m]	6.1	6.9	6.9	7.1	7.2	7.1	6.9	6.9					



Track Rating: Good 4, Weather: Fine, Rail Position: +4m Entire

Section		Overall				1000m		800m		600m		400m		200m		Last 600m	
Field Times		1:03.97 (0:08.42)				0:55.55 (0:10.80)		0:44.75 (0:10.83)		0:33.92 (0:11.30)		0:22.62 (0:11.22)		0:11.40 (0:11.40)		0:33.92	
Rank	TAB	Horse/Jockey	Barrier	Top Speed [km/h]	Fastest Section											Margin	Distance Travelled [m]
1	10	METALCRAFT	7	68.0	0:08.42	1:03.97 [1]	0:55.55 [1]	0:44.75 [1]	0:33.92 [1]	0:22.62 [1]	0:11.40 [1]	1:03.97	0:33.92				
		Michael Rodd		800m	Overall	(0:08.42)	(0:10.80)	(0:10.83)	(0:11.30)	(0:11.22)	(0:11.40)						
2	11	ANDI DON'T CARE	2	67.2	0:08.50	1:04.24 [2]	0:55.74 [2]	0:44.87 [2]	0:33.92 [2]	0:22.61 [4]	0:11.35 [2]	1.59L	0:33.92				-1
		Angela Jones		1000m	Overall	(0:08.50)	(0:10.87)	(0:10.95)	(0:11.31)	(0:11.26)	(0:11.35)						
3	1	GOT GUMPTION	4	67.0	0:08.57	1:04.43 [3]	0:55.86 [4]	0:44.93 [4]	0:33.91 [6]	0:22.66 [6]	0:11.40 [5]	2.71L	0:33.91				-1
		Bella Youngberry		1000m	Overall	(0:08.57)	(0:10.93)	(0:11.02)	(0:11.25)	(0:11.26)	(0:11.40)						
4	7	LANTAU ISLAND	8	67.3	0:08.88	1:04.55 [4]	0:55.67 [10]	0:44.46 [10]	0:33.56 [9]	0:22.28 [10]	0:11.05 [10]	3.42L	0:33.56				-2
		Emily Lang		1000m	Overall	(0:08.88)	(0:11.21)	(0:10.90)	(0:11.28)	(0:11.23)	(0:11.05)						
5	19	HEY CHARDONNAY	10	66.1	0:08.64	1:04.62 [5]	0:55.98 [6]	0:44.66 [9]	0:33.60 [10]	0:22.39 [9]	0:11.23 [9]	3.81L	0:33.60				-2
		Cejay Graham		400m	Overall	(0:08.64)	(0:11.32)	(0:11.06)	(0:11.21)	(0:11.16)	(0:11.23)						
6	3	BALTRAY	5	67.0	0:08.55	1:04.65 [6]	0:56.10 [3]	0:45.10 [6]	0:34.14 [5]	0:22.89 [5]	0:11.62 [6]	4.02L	0:34.14				-3
		Leah Martyn		1000m	Overall	(0:08.55)	(0:11.00)	(0:10.96)	(0:11.25)	(0:11.27)	(0:11.62)						
7	15	RUBAAHY	1	67.2	0:08.81	1:04.73 [7]	0:55.92 [9]	0:44.92 [8]	0:33.98 [8]	0:22.73 [7]	0:11.44 [8]	4.49L	0:33.98				-1
		Kenji Yoshida		1000m	Overall	(0:08.81)	(0:11.00)	(0:10.94)	(0:11.25)	(0:11.29)	(0:11.44)						
8	8	STARSARISE	3	66.8	0:08.75	1:04.73 [8]	0:55.98 [8]	0:44.95 [7]	0:34.01 [7]	0:22.68 [8]	0:11.45 [7]	4.5L	0:34.01				-2
		Dale Smith		1000m	Overall	(0:08.75)	(0:11.03)	(0:10.94)	(0:11.33)	(0:11.23)	(0:11.45)						
9	4	HORRIBLE HANK	9	66.9	0:08.97	1:04.89 [9]	0:55.92 [11]	0:44.67 [11]	0:33.61 [11]	0:22.39 [11]	0:11.23 [11]	5.45L	0:33.61				-2
		Chloe Lowe		1000m	Overall	(0:08.97)	(0:11.25)	(0:11.06)	(0:11.22)	(0:11.16)	(0:11.23)						
10	13	SHAPIN POWER	6	68.7	0:08.64	1:04.95 [10]	0:56.31 [7]	0:45.44 [5]	0:34.59 [4]	0:23.35 [2]	0:11.95 [4]	5.77L	0:34.59				-2
		Karl Zechner		1000m	Overall	(0:08.64)	(0:10.87)	(0:10.85)	(0:11.24)	(0:11.40)	(0:11.95)						

Scratched: In No Doubt (#6), Limero (#2), Betty Maud (#12), Encouraged (#5), Storm Force Ten (#17), Chayse'n'scotty (#16), Daitanna (#14), Toute Sweet (#20), Saxinoue (#18)



IpswichProfessional

Race 5: BARRIER REEF POOLS RATINGS BAND 0 - 62 Handicap - 1100m

15 January 2026 - 16:42



Track Rating: Good 4, Weather: Fine, Rail Position: +4m Entire

Section						Overall	1000m	800m	600m	400m	200m	Last 600m		
Field Times						1:03.97 (0:08.42)	0:55.55 (0:10.80)	0:44.75 (0:10.83)	0:33.92 (0:11.30)	0:22.62 (0:11.22)	0:11.40 (0:11.40)	0:33.92		
Rank	TAB	Horse/Jockey	Barrier	Top Speed [km/h]	Fastest Section							Margin	Distance Travelled [m]	
11	9	I'M LUCKY TWO	11	68.1	0:08.58	1:05.13 [11]	0:56.55 [5]	0:45.74 [3]	0:34.78 [3]	0:23.52 [3]	0:12.13 [3]	6.83L	0:34.78	+2
		Damien Thornton		1000m	Overall	(0:08.58)	(0:10.81)	(0:10.96)	(0:11.26)	(0:11.39)	(0:12.13)			

Scratched: In No Doubt (#6), Limero (#2), Betty Maud (#12), Encouraged (#5), Storm Force Ten (#17), Chayse'n'scotty (#16), Daitanna (#14), Toute Sweet (#20), Saxinoue (#18)



Horse/Jockey Name	Metalcraft
Final Rank	1
Fastest Section Time (Section)	0:08.42 (Overall)
Top Speed [km/h] (Section)	68.0 (800m)
Race State	Finished

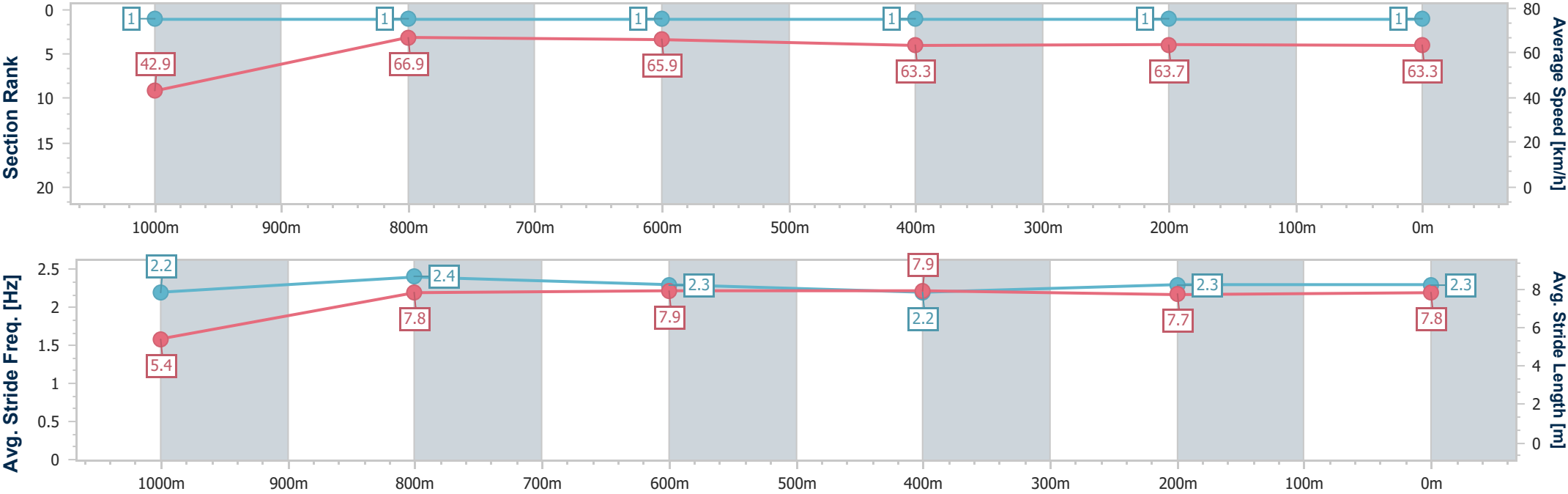


IpswichProfessional
Race 5: BARRIER REEF POOLS RATINGS BAND 0 - 62
Handicap - 1100m



15 January 2026 - 16:42
Track Rating: Good 4, Weather: Fine, Rail Position: +4m Entire

Section	Overall	1000m	800m	600m	400m	200m								
Section Times	1:03.97 [1] (0:08.42)	0:55.55 [1] (0:10.80)	0:44.75 [1] (0:10.83)	0:33.92 [1] (0:11.30)	0:22.62 [1] (0:11.22)	0:11.40 [1] (0:11.40)								
Average Speed [km/h]	42.9	66.9	65.9	63.3	63.7	63.3								
Top Speed [km/h]	63.6	68.0	68.0	64.3	65.4	64.9								
Avg. Dist. to Rail [m]	8.9	1.8	1.2	1.6	1.5	1.5								
Avg. Stride Freq. [Hz]	2.2	2.4	2.3	2.2	2.3	2.3								
Avg. Stride Length [m]	5.4	7.8	7.9	7.9	7.7	7.8								





Horse/Jockey Name	Andi Don't Care
Final Rank	2
Fastest Section Time (Section)	0:08.50 (Overall)
Top Speed [km/h] (Section)	67.2 (1000m)
Race State	Finished

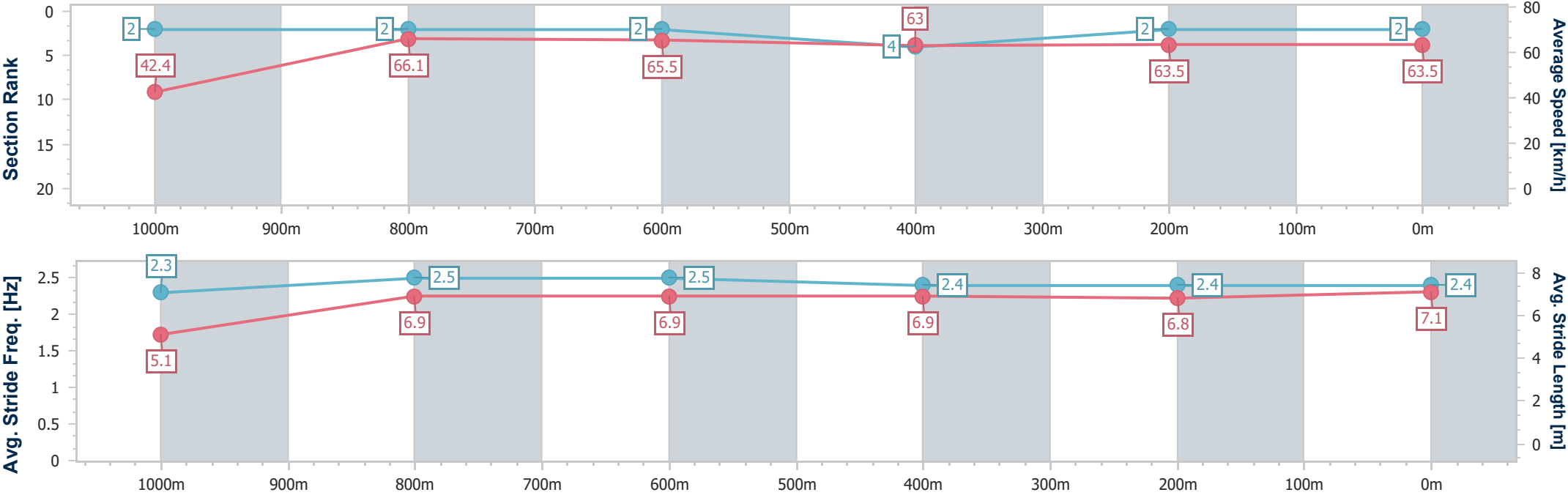


IpswichProfessional
Race 5: BARRIER REEF POOLS RATINGS BAND 0 - 62
Handicap - 1100m



15 January 2026 - 16:42
Track Rating: Good 4, Weather: Fine, Rail Position: +4m Entire

Section	Overall	1000m	800m	600m	400m	200m								
Section Times	1:04.24 [2] (0:08.50)	0:55.74 [2] (0:10.87)	0:44.87 [2] (0:10.95)	0:33.92 [2] (0:11.31)	0:22.61 [4] (0:11.26)	0:11.35 [2] (0:11.35)								
Average Speed [km/h]	42.4	66.1	65.5	63.0	63.5	63.5								
Top Speed [km/h]	63.4	67.2	66.5	64.6	64.2	64.9								
Avg. Dist. to Rail [m]	3.4	0.5	1.4	1.9	1.7	0.6								
Avg. Stride Freq. [Hz]	2.3	2.5	2.5	2.4	2.4	2.4								
Avg. Stride Length [m]	5.1	6.9	6.9	6.9	6.8	7.1								





Horse/Jockey Name	Got Gumption
Final Rank	3
Fastest Section Time (Section)	0:08.57 (Overall)
Top Speed [km/h] (Section)	67.0 (1000m)
Race State	Finished

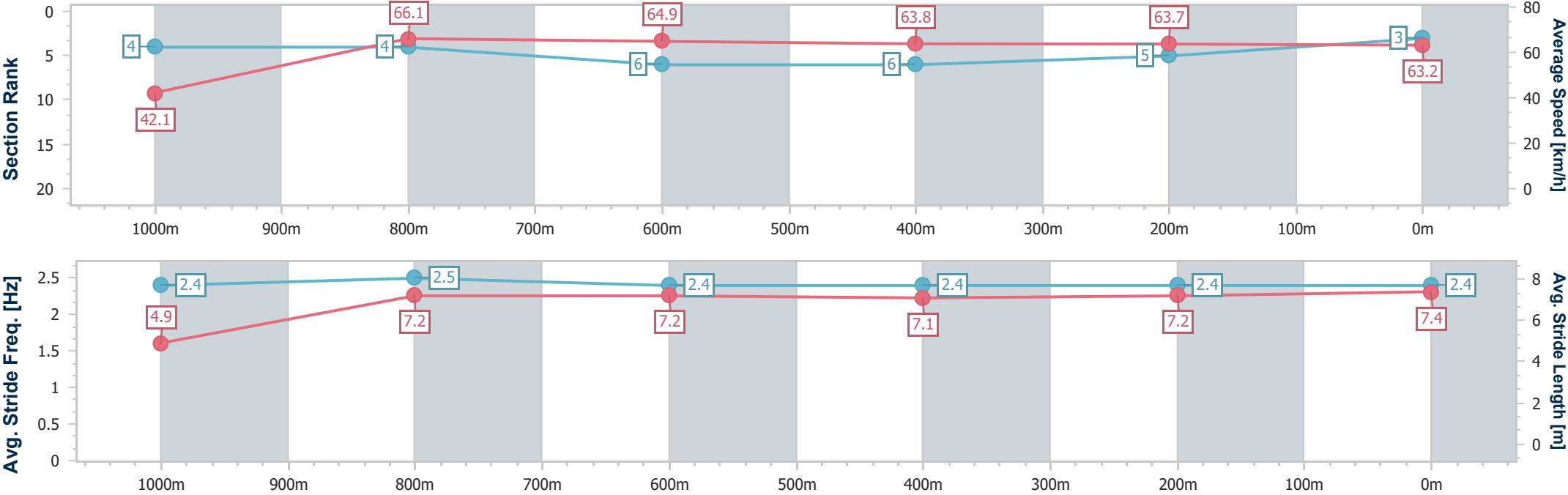


IpswichProfessional
Race 5: BARRIER REEF POOLS RATINGS BAND 0 - 62
Handicap - 1100m



15 January 2026 - 16:42
Track Rating: Good 4, Weather: Fine, Rail Position: +4m Entire

Section	Overall	1000m	800m	600m	400m	200m								
Section Times	1:04.43 [3] (0:08.57)	0:55.86 [4] (0:10.93)	0:44.93 [4] (0:11.02)	0:33.91 [6] (0:11.25)	0:22.66 [6] (0:11.26)	0:11.40 [5] (0:11.40)								
Average Speed [km/h]	42.1	66.1	64.9	63.8	63.7	63.2								
Top Speed [km/h]	63.7	67.0	66.1	64.5	65.1	65.2								
Avg. Dist. to Rail [m]	5.0	0.6	0.7	1.4	1.1	2.7								
Avg. Stride Freq. [Hz]	2.4	2.5	2.4	2.4	2.4	2.4								
Avg. Stride Length [m]	4.9	7.2	7.2	7.1	7.2	7.4								



[] Ranking at each section and finish
- - - - No data available at this section
NA No data available



Horse/Jockey Name	Lantau Island
Final Rank	4
Fastest Section Time (Section)	0:08.88 (Overall)
Top Speed [km/h] (Section)	67.3 (1000m)
Race State	Finished

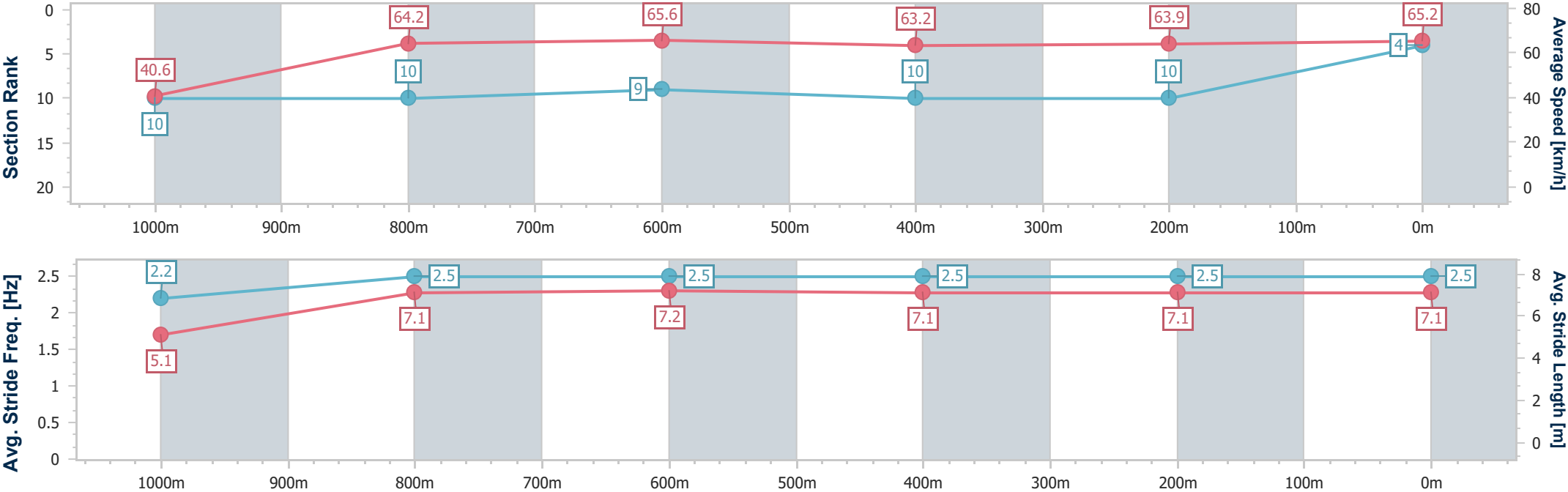


IpswichProfessional
Race 5: BARRIER REEF POOLS RATINGS BAND 0 - 62
Handicap - 1100m
15 January 2026 - 16:42



Track Rating: Good 4, Weather: Fine, Rail Position: +4m Entire

Section	Overall	1000m	800m	600m	400m	200m								
Section Times	1:04.55 [4] (0:08.88)	0:55.67 [10] (0:11.21)	0:44.46 [10] (0:10.90)	0:33.56 [9] (0:11.28)	0:22.28 [10] (0:11.23)	0:11.05 [10] (0:11.05)								
Average Speed [km/h]	40.6	64.2	65.6	63.2	63.9	65.2								
Top Speed [km/h]	61.0	67.3	66.3	64.8	65.7	66.0								
Avg. Dist. to Rail [m]	9.9	2.3	1.7	2.0	1.4	1.5								
Avg. Stride Freq. [Hz]	2.2	2.5	2.5	2.5	2.5	2.5								
Avg. Stride Length [m]	5.1	7.1	7.2	7.1	7.1	7.1								





Horse/Jockey Name	Hey Chardonay
Final Rank	5
Fastest Section Time (Section)	0:08.64 (Overall)
Top Speed [km/h] (Section)	66.1 (400m)
Race State	Finished

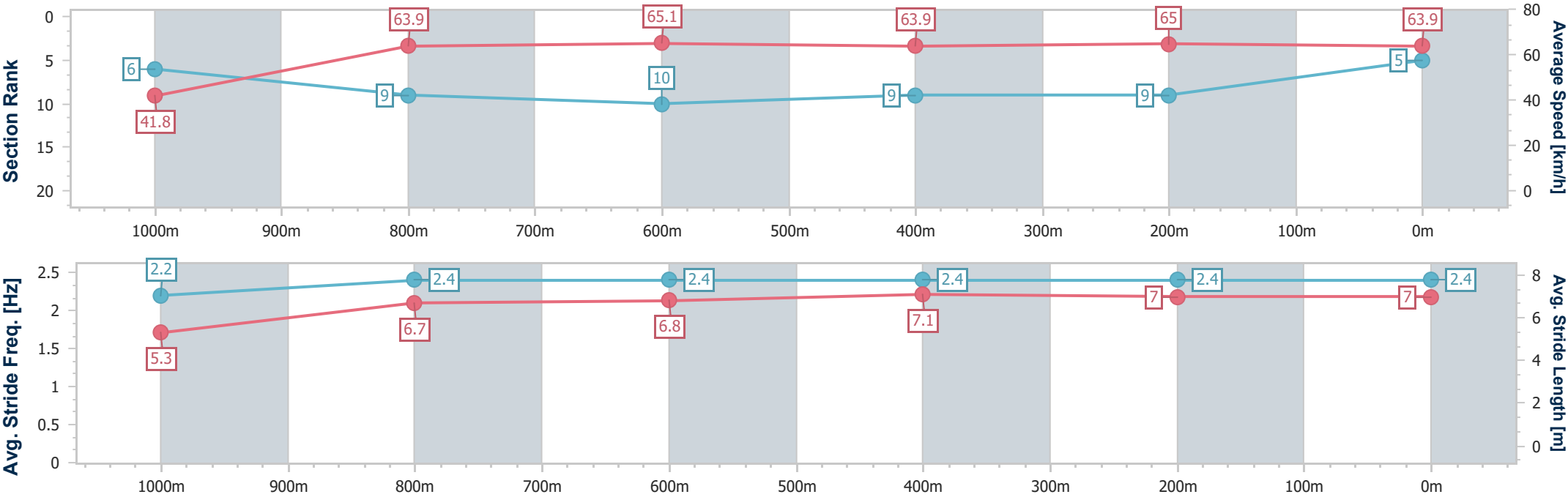


IpswichProfessional
Race 5: BARRIER REEF POOLS RATINGS BAND 0 - 62
Handicap - 1100m



15 January 2026 - 16:42
Track Rating: Good 4, Weather: Fine, Rail Position: +4m Entire

Section	Overall	1000m	800m	600m	400m	200m							
Section Times	1:04.62 [5] (0:08.64)	0:55.98 [6] (0:11.32)	0:44.66 [9] (0:11.06)	0:33.60 [10] (0:11.21)	0:22.39 [9] (0:11.16)	0:11.23 [9] (0:11.23)							
Average Speed [km/h]	41.8	63.9	65.1	63.9	65.0	63.9							
Top Speed [km/h]	61.2	65.9	65.5	65.3	66.1	65.6							
Avg. Dist. to Rail [m]	11.0	3.9	0.5	0.8	1.1	5.3							
Avg. Stride Freq. [Hz]	2.2	2.4	2.4	2.4	2.4	2.4							
Avg. Stride Length [m]	5.3	6.7	6.8	7.1	7.0	7.0							





Horse/Jockey Name	Baltray
Final Rank	6
Fastest Section Time (Section)	0:08.55 (Overall)
Top Speed [km/h] (Section)	67.0 (1000m)
Race State	Finished

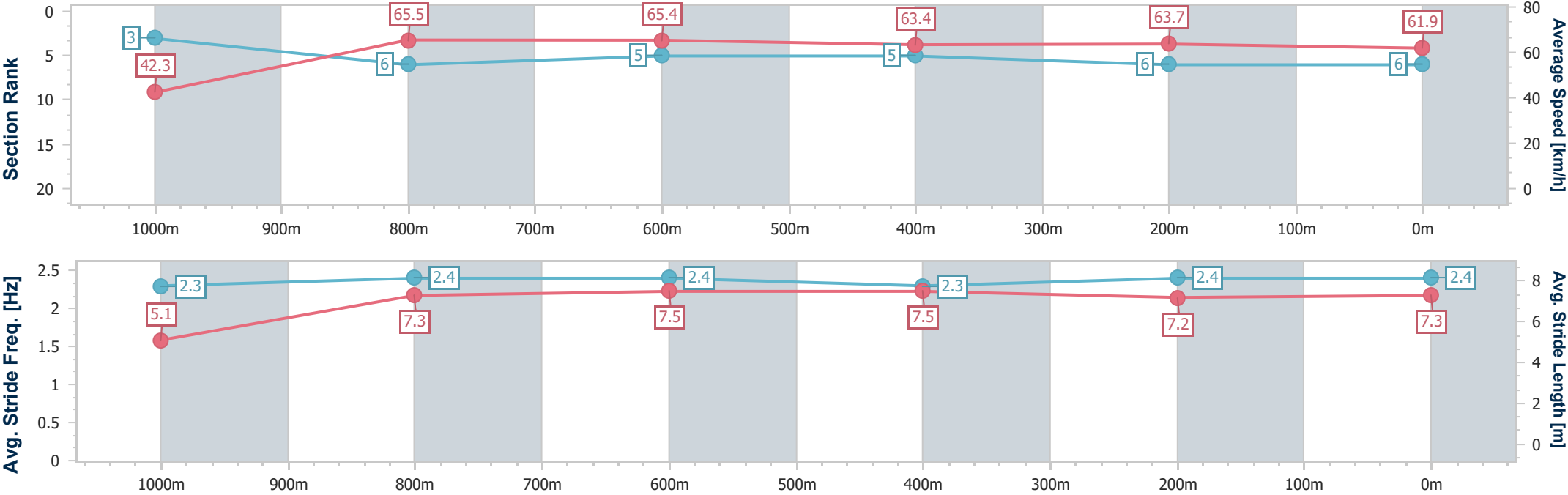


IpswichProfessional
Race 5: BARRIER REEF POOLS RATINGS BAND 0 - 62
Handicap - 1100m



15 January 2026 - 16:42
Track Rating: Good 4, Weather: Fine, Rail Position: +4m Entire

Section	Overall	1000m	800m	600m	400m	200m							
Section Times	1:04.65 [6] (0:08.55)	0:56.10 [3] (0:11.00)	0:45.10 [6] (0:10.96)	0:34.14 [5] (0:11.25)	0:22.89 [5] (0:11.27)	0:11.62 [6] (0:11.62)							
Average Speed [km/h]	42.3	65.5	65.4	63.4	63.7	61.9							
Top Speed [km/h]	63.3	67.0	66.8	64.4	65.0	64.2							
Avg. Dist. to Rail [m]	6.6	1.4	1.3	1.8	1.2	3.4							
Avg. Stride Freq. [Hz]	2.3	2.4	2.4	2.3	2.4	2.4							
Avg. Stride Length [m]	5.1	7.3	7.5	7.5	7.2	7.3							



- [] Ranking at each section and finish
- .-.- No data available at this section
- NA No data available



Horse/Jockey Name	Rubaahy
Final Rank	7
Fastest Section Time (Section)	0:08.81 (Overall)
Top Speed [km/h] (Section)	67.2 (1000m)
Race State	Finished

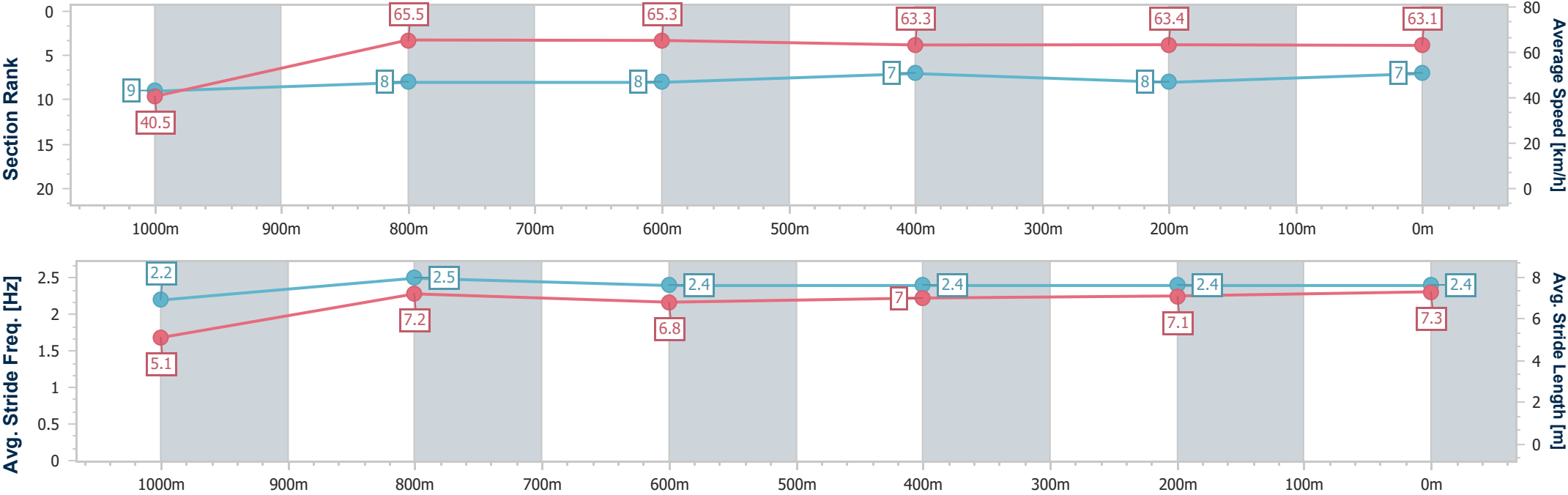


IpswichProfessional
Race 5: BARRIER REEF POOLS RATINGS BAND 0 - 62
Handicap - 1100m
15 January 2026 - 16:42



Track Rating: Good 4, Weather: Fine, Rail Position: +4m Entire

Section	Overall	1000m	800m	600m	400m	200m								
Section Times	1:04.73 [7] (0:08.81)	0:55.92 [9] (0:11.00)	0:44.92 [8] (0:10.94)	0:33.98 [8] (0:11.25)	0:22.73 [7] (0:11.29)	0:11.44 [8] (0:11.44)								
Average Speed [km/h]	40.5	65.5	65.3	63.3	63.4	63.1								
Top Speed [km/h]	62.3	67.2	67.0	64.0	64.5	64.5								
Avg. Dist. to Rail [m]	2.7	0.6	2.1	2.9	1.3	0.3								
Avg. Stride Freq. [Hz]	2.2	2.5	2.4	2.4	2.4	2.4								
Avg. Stride Length [m]	5.1	7.2	6.8	7.0	7.1	7.3								





Horse/Jockey Name	Starsarise
Final Rank	8
Fastest Section Time (Section)	0:08.75 (Overall)
Top Speed [km/h] (Section)	66.8 (1000m)
Race State	Finished

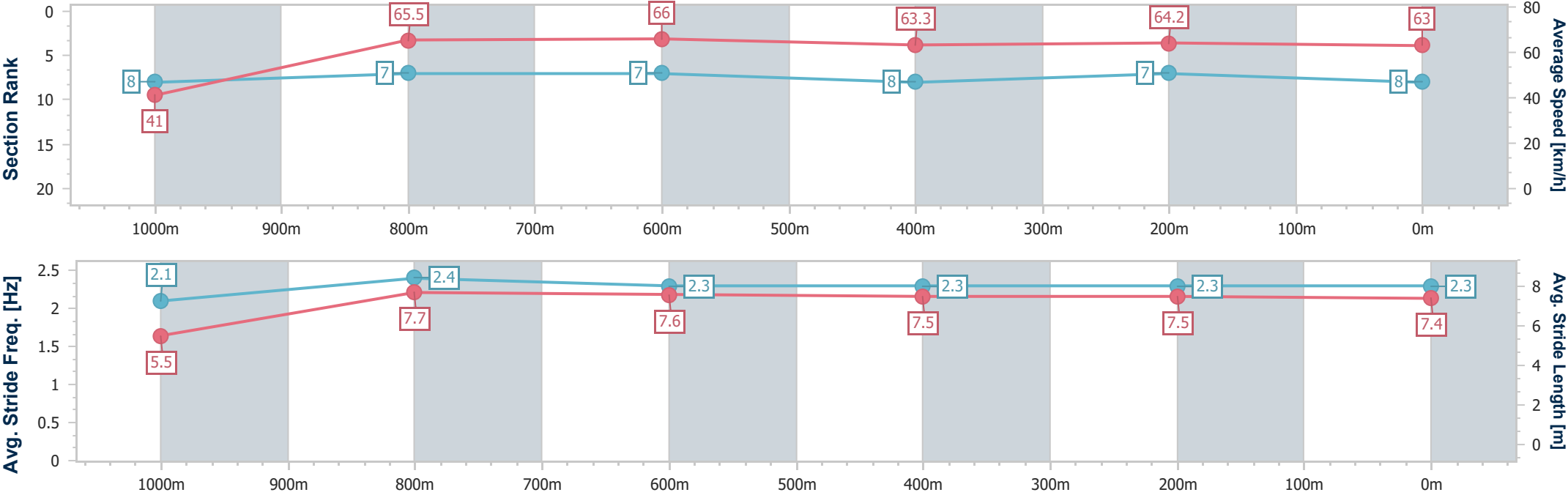


IpswichProfessional
Race 5: BARRIER REEF POOLS RATINGS BAND 0 - 62
Handicap - 1100m
15 January 2026 - 16:42



Track Rating: Good 4, Weather: Fine, Rail Position: +4m Entire

Section	Overall	1000m	800m	600m	400m	200m							
Section Times	1:04.73 [8] (0:08.75)	0:55.98 [8] (0:11.03)	0:44.95 [7] (0:10.94)	0:34.01 [7] (0:11.33)	0:22.68 [8] (0:11.23)	0:11.45 [7] (0:11.45)							
Average Speed [km/h]	41.0	65.5	66.0	63.3	64.2	63.0							
Top Speed [km/h]	61.8	66.8	66.7	64.7	64.8	64.9							
Avg. Dist. to Rail [m]	4.6	1.0	0.4	0.2	0.6	2.0							
Avg. Stride Freq. [Hz]	2.1	2.4	2.3	2.3	2.3	2.3							
Avg. Stride Length [m]	5.5	7.7	7.6	7.5	7.5	7.4							





Horse/Jockey Name	Horrible Hank
Final Rank	9
Fastest Section Time (Section)	0:08.97 (Overall)
Top Speed [km/h] (Section)	66.9 (1000m)
Race State	Finished

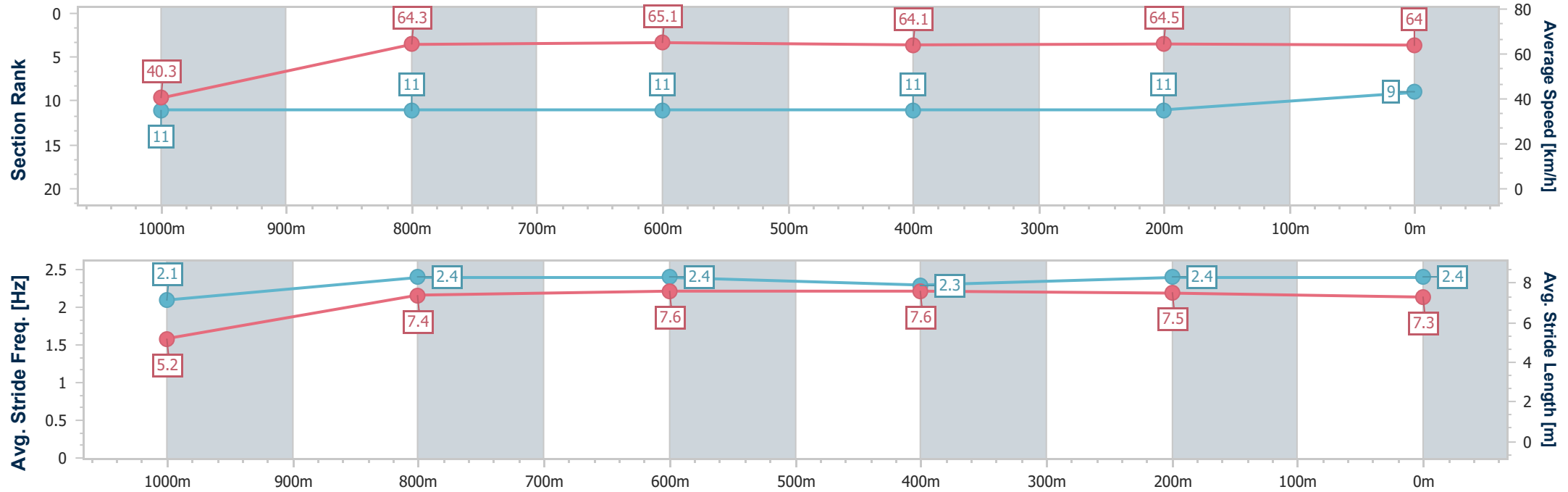


IpswichProfessional
Race 5: BARRIER REEF POOLS RATINGS BAND 0 - 62
Handicap - 1100m



15 January 2026 - 16:42
Track Rating: Good 4, Weather: Fine, Rail Position: +4m Entire

Section	Overall	1000m	800m	600m	400m	200m							
Section Times	1:04.89 [9] (0:08.97)	0:55.92 [11] (0:11.25)	0:44.67 [11] (0:11.06)	0:33.61 [11] (0:11.22)	0:22.39 [11] (0:11.16)	0:11.23 [11] (0:11.23)							
Average Speed [km/h]	40.3	64.3	65.1	64.1	64.5	64.0							
Top Speed [km/h]	61.6	66.9	66.6	65.4	66.8	66.8							
Avg. Dist. to Rail [m]	10.8	2.9	0.4	0.9	0.3	1.5							
Avg. Stride Freq. [Hz]	2.1	2.4	2.4	2.3	2.4	2.4							
Avg. Stride Length [m]	5.2	7.4	7.6	7.6	7.5	7.3							





Horse/Jockey Name	Shapin Power
Final Rank	10
Fastest Section Time (Section)	0:08.64 (Overall)
Top Speed [km/h] (Section)	68.7 (1000m)
Race State	Finished

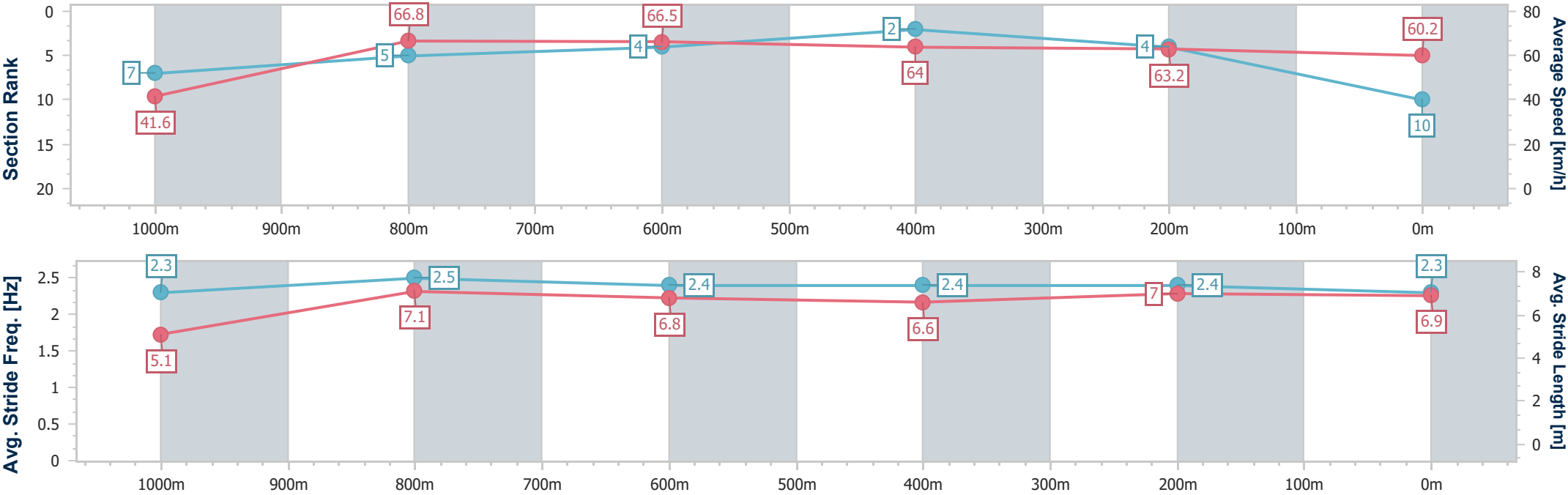


IpswichProfessional
Race 5: BARRIER REEF POOLS RATINGS BAND 0 - 62
Handicap - 1100m



15 January 2026 - 16:42
Track Rating: Good 4, Weather: Fine, Rail Position: +4m Entire

Section	Overall	1000m	800m	600m	400m	200m								
Section Times	1:04.95 [10] (0:08.64)	0:56.31 [7] (0:10.87)	0:45.44 [5] (0:10.85)	0:34.59 [4] (0:11.24)	0:23.35 [2] (0:11.40)	0:11.95 [4] (0:11.95)								
Average Speed [km/h]	41.6	66.8	66.5	64.0	63.2	60.2								
Top Speed [km/h]	62.2	68.7	67.2	64.8	64.0	63.2								
Avg. Dist. to Rail [m]	7.8	2.8	0.5	0.2	1.4	3.5								
Avg. Stride Freq. [Hz]	2.3	2.5	2.4	2.4	2.4	2.3								
Avg. Stride Length [m]	5.1	7.1	6.8	6.6	7.0	6.9								





Horse/Jockey Name	I'm Lucky Two
Final Rank	11
Fastest Section Time (Section)	0:08.58 (Overall)
Top Speed [km/h] (Section)	68.1 (1000m)
Race State	Finished

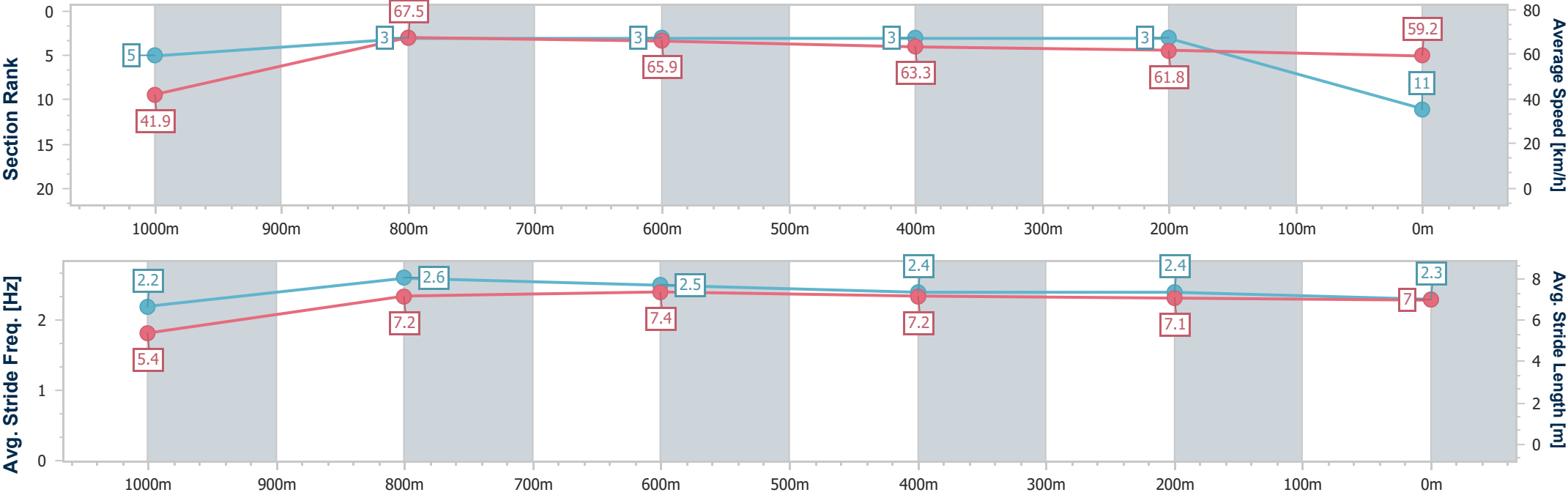


IpswichProfessional
Race 5: BARRIER REEF POOLS RATINGS BAND 0 - 62
Handicap - 1100m



15 January 2026 - 16:42
Track Rating: Good 4, Weather: Fine, Rail Position: +4m Entire

Section	Overall	1000m	800m	600m	400m	200m													
Section Times	1:05.13 [11] (0:08.58)	0:56.55 [5] (0:10.81)	0:45.74 [3] (0:10.96)	0:34.78 [3] (0:11.26)	0:23.52 [3] (0:11.39)	0:12.13 [3] (0:12.13)													
Average Speed [km/h]	41.9	67.5	65.9	63.3	61.8	59.2													
Top Speed [km/h]	64.4	68.1	67.1	65.2	63.0	61.2													
Avg. Dist. to Rail [m]	13.1	6.6	0.7	1.9	5.2	1.8													
Avg. Stride Freq. [Hz]	2.2	2.6	2.5	2.4	2.4	2.3													
Avg. Stride Length [m]	5.4	7.2	7.4	7.2	7.1	7.0													



Track Rating: Good 4, Weather: Fine, Rail Position: +4m Entire

Section		Overall				1200m	1000m	800m	600m	400m	Last 600m	
Field Times		1:20.41 (0:11.10)				1:09.31 (0:10.72)	0:58.59 (0:11.23)	0:47.36 (0:11.70)	0:35.66 (0:11.88)	0:23.78 (0:11.95)	0:35.66	
Rank	TAB	Horse/Jockey	Barrier	Top Speed [km/h]	Fastest Section							Distance Travelled [m]
1	7	LAND BANK	6	65.6	0:11.19	1:20.41 [1]	1:08.94 [5]	0:57.75 [6]	0:46.52 [5]	0:34.83 [5]	0:23.38 [5]	0:34.83
		Ben Thompson		600m	1200m	(0:11.47)	(0:11.19)	(0:11.23)	(0:11.69)	(0:11.45)	(0:11.55)	
2	4	JUNGLE FEVER	2	65.4	0:11.20	1:20.97 [2]	1:09.70 [3]	0:58.50 [4]	0:47.13 [4]	0:35.62 [4]	0:23.97 [4]	0:35.62 -2
		Corey Sutherland		1200m	1200m	(0:11.27)	(0:11.20)	(0:11.37)	(0:11.51)	(0:11.65)	(0:11.73)	
3	2	SIX OF WANDS	8	65.7	0:11.24	1:21.01 [3]	1:09.31 [8]	0:57.91 [10]	0:46.67 [10]	0:34.98 [10]	0:23.59 [9]	0:34.98 -3
		Fiona Sandkuhl		600m	1000m	(0:11.70)	(0:11.40)	(0:11.24)	(0:11.69)	(0:11.39)	(0:11.67)	
4	20	BLACK 'N' DEADLY	11	68.4	0:10.67	1:21.10 [4]	1:09.95 [2]	0:59.28 [1]	0:47.98 [2]	0:36.22 [2]	0:24.36 [2]	0:36.22 -2
		Olivia Webb		1200m	1200m	(0:11.15)	(0:10.67)	(0:11.30)	(0:11.76)	(0:11.86)	(0:11.99)	
5	5	I STOLE IT	12	65.0	0:11.23	1:21.16 [5]	1:09.28 [11]	0:57.85 [12]	0:46.62 [12]	0:34.92 [11]	0:23.61 [11]	0:34.92 -2
		Jett Newman		1000m	1000m	(0:11.88)	(0:11.43)	(0:11.23)	(0:11.70)	(0:11.31)	(0:11.63)	
6	17	IRON GRACE	13	65.4	0:11.14	1:21.35 [6]	1:09.30 [12]	0:58.16 [11]	0:46.85 [11]	0:35.01 [12]	0:23.60 [12]	0:35.01 -1
		Yvette Lewis		1200m	1200m	(0:12.05)	(0:11.14)	(0:11.31)	(0:11.84)	(0:11.41)	(0:11.61)	
7	12	BOLE LE	10	67.0	0:11.06	1:21.38 [7]	1:09.63 [9]	0:58.57 [8]	0:47.33 [8]	0:35.66 [7]	0:24.10 [7]	0:35.66 +1
		Michael Rodd		1200m	1200m	(0:11.75)	(0:11.06)	(0:11.24)	(0:11.67)	(0:11.56)	(0:11.87)	
8	18	HEADLINE LEGEND	14	65.2	0:11.28	1:21.51 [8]	1:09.43 [13]	0:58.03 [13]	0:46.75 [13]	0:35.01 [13]	0:23.64 [13]	0:35.01 -2
		Karl Zechner		1200m	1000m	(0:12.08)	(0:11.40)	(0:11.28)	(0:11.74)	(0:11.37)	(0:11.74)	
9	21	ROCKRATA	1	68.0	0:10.73	1:21.60 [9]	1:10.50 [1]	0:59.77 [2]	0:48.55 [1]	0:36.85 [1]	0:24.97 [1]	0:36.85 -3
		Dale Smith		1200m	1200m	(0:11.10)	(0:10.73)	(0:11.22)	(0:11.70)	(0:11.88)	(0:12.18)	
10	19	HOTCHI	5	65.2	0:11.18	1:21.64 [10]	1:10.01 [7]	0:58.83 [7]	0:47.63 [7]	0:36.03 [6]	0:24.40 [6]	0:36.03 -4
		Cejay Graham		1000m	1200m	(0:11.63)	(0:11.18)	(0:11.20)	(0:11.60)	(0:11.63)	(0:11.88)	

Scratched: Brutal Lass (#15), Echo Hunter (#14), Blakemore Avenue (#13), Cool Running (#8), Bandit (#11), Xtra La Vita (#6), Retainer (#9), Rapid Dude (#22), Barelo (#1)



IpswichProfessional

Race 6: GORDON'S GIN BENCHMARK 58 Handicap - 1350m

15 January 2026 - 17:19



Track Rating: Good 4, Weather: Fine, Rail Position: +4m Entire

Section					Overall	1200m	1000m	800m	600m	400m	Last 600m		
Field Times					1:20.41 (0:11.10)	1:09.31 (0:10.72)	0:58.59 (0:11.23)	0:47.36 (0:11.70)	0:35.66 (0:11.88)	0:23.78 (0:11.95)	0:35.66		
Rank	TAB	Horse/Jockey	Barrier	Top Speed [km/h]	Fastest Section							Distance Travelled [m]	
11	10	WAR TOO ALL	3	67.9	0:10.88	1:21.73 [11]	1:10.45 [4]	0:59.57 [3]	0:48.24 [3]	0:36.46 [3]	0:24.73 [3]	0:36.46	-3
		Harrison Shaw		1200m	1200m	(0:11.28)	(0:10.88)	(0:11.33)	(0:11.78)	(0:11.73)	(0:12.10)		
12	23	REEBAR	4	66.3	0:11.10	1:21.98 [12]	1:10.49 [6]	0:59.39 [5]	0:48.06 [6]	0:36.23 [8]	0:24.58 [8]	0:36.23	-2
		Leah Martyn		1200m	1200m	(0:11.49)	(0:11.10)	(0:11.33)	(0:11.83)	(0:11.65)	(0:11.89)		
13	16	SAMMAAN CITY	15	66.0	0:11.10	1:22.20 [13]	1:09.74 [14]	0:58.33 [14]	0:47.23 [14]	0:35.64 [14]	0:24.21 [14]	0:35.64	-1
		Emily Lang		1000m	1000m	(0:12.46)	(0:11.41)	(0:11.10)	(0:11.59)	(0:11.43)	(0:11.77)		
14	3	ARCHERS REIGN	7	65.6	0:11.25	1:22.55 [14]	1:10.79 [10]	0:59.53 [9]	0:48.28 [9]	0:36.68 [9]	0:25.10 [10]	0:36.68	-4
		Jackson Morris		1000m	1000m	(0:11.76)	(0:11.26)	(0:11.25)	(0:11.60)	(0:11.58)	(0:12.20)		

Scratched: Brutal Lass (#15), Echo Hunter (#14), Blakemore Avenue (#13), Cool Running (#8), Bandit (#11), Xtra La Vita (#6), Retainer (#9), Rapid Dude (#22), Barello (#1)



IpswichProfessional

Race 6: GORDON'S GIN BENCHMARK 58 Handicap - 1350m

15 January 2026 - 17:19



Track Rating: Good 4, Weather: Fine, Rail Position: +4m Entire

Section Field Times				200m 0:11.83 (0:11.83)				Last 600m 0:35.66	
Rank	TAB	Horse/Jockey	Barrier	Top Speed [km/h]	Fastest Section	Margin		Distance Travelled [m]	
1	7	LAND BANK	6	65.6	0:11.19	0:11.83 [1]	1:20.41	0:34.83	
		Ben Thompson		600m	1200m	(0:11.83)			
2	4	JUNGLE FEVER	2	65.4	0:11.20	0:12.24 [3]	3.33L	0:35.62	-2
		Corey Sutherland		1200m	1200m	(0:12.24)			
3	2	SIX OF WANDS	8	65.7	0:11.24	0:11.92 [5]	3.56L	0:34.98	-3
		Fiona Sandkuhl		600m	1000m	(0:11.92)			
4	20	BLACK 'N' DEADLY	11	68.4	0:10.67	0:12.37 [2]	4.04L	0:36.22	-2
		Olivia Webb		1200m	1200m	(0:12.37)			
5	5	I STOLE IT	12	65.0	0:11.23	0:11.98 [9]	4.45L	0:34.92	-2
		Jett Newman		1000m	1000m	(0:11.98)			
6	17	IRON GRACE	13	65.4	0:11.14	0:11.99 [11]	5.55L	0:35.01	-1
		Yvette Lewis		1200m	1200m	(0:11.99)			
7	12	BOLE LE	10	67.0	0:11.06	0:12.23 [8]	5.69L	0:35.66	+1
		Michael Rodd		1200m	1200m	(0:12.23)			
8	18	HEADLINE LEGEND	14	65.2	0:11.28	0:11.90 [12]	6.45L	0:35.01	-2
		Karl Zechner		1200m	1000m	(0:11.90)			
9	21	ROCKRATA	1	68.0	0:10.73	0:12.79 [4]	7.01L	0:36.85	-3
		Dale Smith		1200m	1200m	(0:12.79)			
10	19	HOTCHI	5	65.2	0:11.18	0:12.52 [7]	7.24L	0:36.03	-4
		Cejay Graham		1000m	1200m	(0:12.52)			

Scratched: Brutal Lass (#15), Echo Hunter (#14), Blakemore Avenue (#13), Cool Running (#8), Bandit (#11), Xtra La Vita (#6), Retainer (#9), Rapid Dude (#22), Barellito (#1)

Report Created: Thu 15 January 2026 17:50 GMT+ (Note: Timing is based on position data)

Page 3/18

[] Ranking at each section and finish
-:-:- No data available at this section
NA No data available

SCN Saddle cloth number
DNF Did not finish
DNT Did not track

data processed by  TRIPLESDATA



IpswichProfessional

Race 6: GORDON'S GIN BENCHMARK 58 Handicap - 1350m

15 January 2026 - 17:19



Track Rating: Good 4, Weather: Fine, Rail Position: +4m Entire

Section		200m					Last 600m		
Field Times		0:11.83 (0:11.83)					0:35.66		
Rank	TAB	Horse/Jockey	Barrier	Top Speed [km/h]	Fastest Section	Margin		Distance Travelled [m]	
11	10	WAR TOO ALL	3	67.9	0:10.88	0:12.63 [6]	7.77L	0:36.46	-3
		Harrison Shaw		1200m	1200m	(0:12.63)			
12	23	REEBAR	4	66.3	0:11.10	0:12.69 [10]	9.27L	0:36.23	-2
		Leah Martyn		1200m	1200m	(0:12.69)			
13	16	SAMMAAN CITY	15	66.0	0:11.10	0:12.44 [14]	10.55L	0:35.64	-1
		Emily Lang		1000m	1000m	(0:12.44)			
14	3	ARCHERS REIGN	7	65.6	0:11.25	0:12.90 [13]	12.61L	0:36.68	-4
		Jackson Morris		1000m	1000m	(0:12.90)			

Scratched: Brutal Lass (#15), Echo Hunter (#14), Blakemore Avenue (#13), Cool Running (#8), Bandit (#11), Xtra La Vita (#6), Retainer (#9), Rapid Dude (#22), Barelllo (#1)



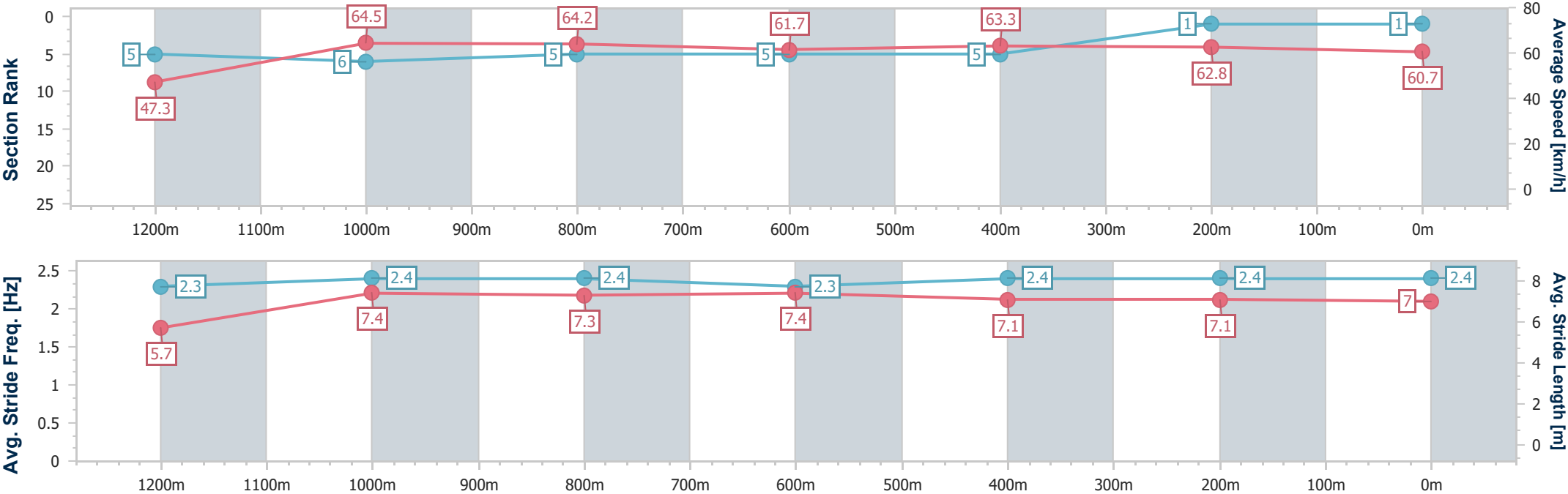
Horse/Jockey Name	Land Bank
Final Rank	1
Fastest Section Time (Section)	0:11.19 (1200m)
Top Speed [km/h] (Section)	65.6 (600m)
Race State	Finished



IpswichProfessional
Race 6: GORDON'S GIN BENCHMARK 58 Handicap - 1350m
15 January 2026 - 17:19
Track Rating: Good 4, Weather: Fine, Rail Position: +4m Entire



Section	Overall	1200m	1000m	800m	600m	400m	200m						
Section Times	1:20.41 [1] (0:11.47)	1:08.94 [5] (0:11.19)	0:57.75 [6] (0:11.23)	0:46.52 [5] (0:11.69)	0:34.83 [5] (0:11.45)	0:23.38 [5] (0:11.55)	0:11.83 [1] (0:11.83)						
Average Speed [km/h]	47.3	64.5	64.2	61.7	63.3	62.8	60.7						
Top Speed [km/h]	63.3	65.5	65.6	62.7	65.6	63.5	63.0						
Avg. Dist. to Rail [m]	2.5	2.0	1.5	0.3	1.3	2.7	3.1						
Avg. Stride Freq. [Hz]	2.3	2.4	2.4	2.3	2.4	2.4	2.4						
Avg. Stride Length [m]	5.7	7.4	7.3	7.4	7.1	7.1	7.0						





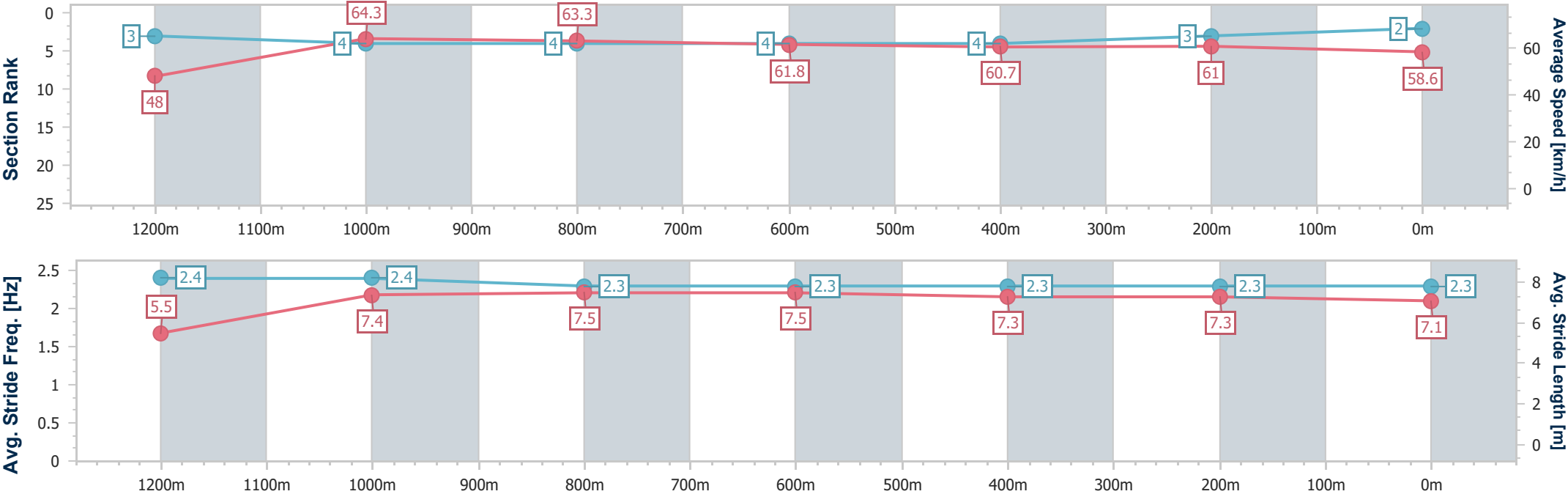
Horse/Jockey Name	Jungle Fever
Final Rank	2
Fastest Section Time (Section)	0:11.20 (1200m)
Top Speed [km/h] (Section)	65.4 (1200m)
Race State	Finished



IpswichProfessional
Race 6: GORDON'S GIN BENCHMARK 58 Handicap - 1350m
15 January 2026 - 17:19
Track Rating: Good 4, Weather: Fine, Rail Position: +4m Entire



Section	Overall	1200m	1000m	800m	600m	400m	200m						
Section Times	1:20.97 [2] (0:11.27)	1:09.70 [3] (0:11.20)	0:58.50 [4] (0:11.37)	0:47.13 [4] (0:11.51)	0:35.62 [4] (0:11.65)	0:23.97 [4] (0:11.73)	0:12.24 [3] (0:12.24)						
Average Speed [km/h]	48.0	64.3	63.3	61.8	60.7	61.0	58.6						
Top Speed [km/h]	63.8	65.4	65.0	62.8	61.7	61.7	60.3						
Avg. Dist. to Rail [m]	1.1	0.6	0.8	2.8	4.1	1.5	2.6						
Avg. Stride Freq. [Hz]	2.4	2.4	2.3	2.3	2.3	2.3	2.3						
Avg. Stride Length [m]	5.5	7.4	7.5	7.5	7.3	7.3	7.1						





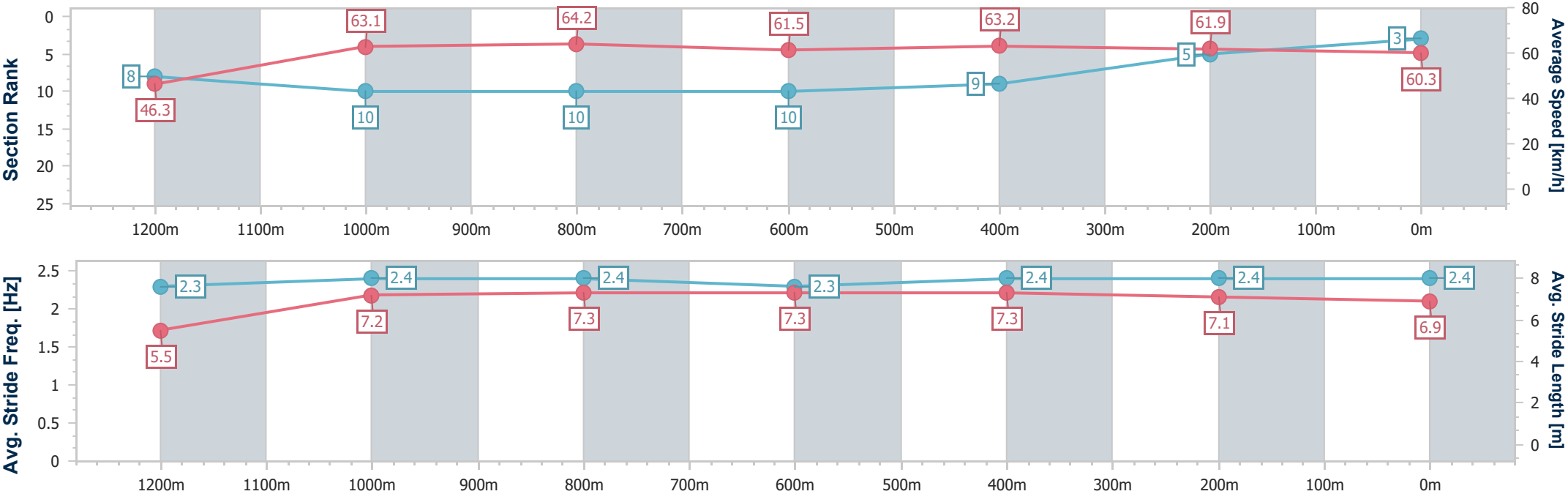
Horse/Jockey Name	Six Of Wands
Final Rank	3
Fastest Section Time (Section)	0:11.24 (1000m)
Top Speed [km/h] (Section)	65.7 (600m)
Race State	Finished



IpswichProfessional
Race 6: GORDON'S GIN BENCHMARK 58 Handicap - 1350m
15 January 2026 - 17:19
Track Rating: Good 4, Weather: Fine, Rail Position: +4m Entire



Section	Overall	1200m	1000m	800m	600m	400m	200m						
Section Times	1:21.01 [3] (0:11.70)	1:09.31 [8] (0:11.40)	0:57.91 [10] (0:11.24)	0:46.67 [10] (0:11.69)	0:34.98 [10] (0:11.39)	0:23.59 [9] (0:11.67)	0:11.92 [5] (0:11.92)						
Average Speed [km/h]	46.3	63.1	64.2	61.5	63.2	61.9	60.3						
Top Speed [km/h]	62.2	64.3	65.1	62.9	65.7	62.6	62.2						
Avg. Dist. to Rail [m]	6.0	1.6	0.5	0.7	0.4	1.8	3.7						
Avg. Stride Freq. [Hz]	2.3	2.4	2.4	2.3	2.4	2.4	2.4						
Avg. Stride Length [m]	5.5	7.2	7.3	7.3	7.3	7.1	6.9						





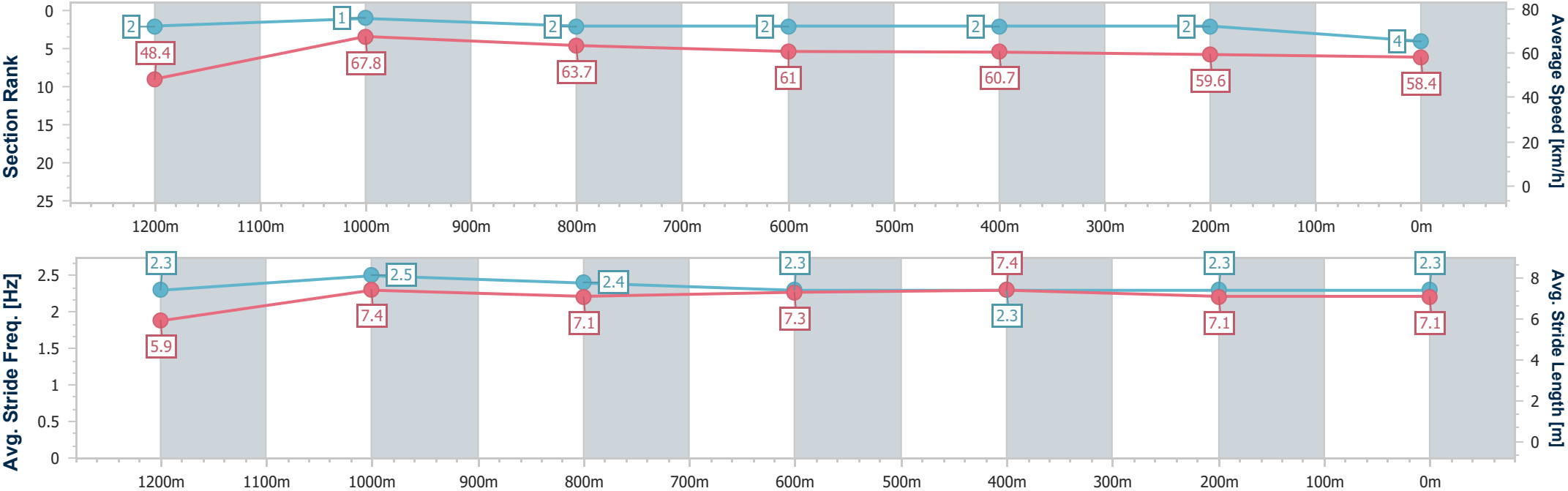
Horse/Jockey Name	Black 'N' Deadly
Final Rank	4
Fastest Section Time (Section)	0:10.67 (1200m)
Top Speed [km/h] (Section)	68.4 (1200m)
Race State	Finished



IpswichProfessional
Race 6: GORDON'S GIN BENCHMARK 58 Handicap - 1350m
15 January 2026 - 17:19
Track Rating: Good 4, Weather: Fine, Rail Position: +4m Entire



Section	Overall	1200m	1000m	800m	600m	400m	200m						
Section Times	1:21.10 [4] (0:11.15)	1:09.95 [2] (0:10.67)	0:59.28 [1] (0:11.30)	0:47.98 [2] (0:11.76)	0:36.22 [2] (0:11.86)	0:24.36 [2] (0:11.99)	0:12.37 [2] (0:12.37)						
Average Speed [km/h]	48.4	67.8	63.7	61.0	60.7	59.6	58.4						
Top Speed [km/h]	66.6	68.4	67.1	61.6	61.0	61.1	59.9						
Avg. Dist. to Rail [m]	7.6	2.3	0.5	0.6	0.9	0.6	0.7						
Avg. Stride Freq. [Hz]	2.3	2.5	2.4	2.3	2.3	2.3	2.3						
Avg. Stride Length [m]	5.9	7.4	7.1	7.3	7.4	7.1	7.1						





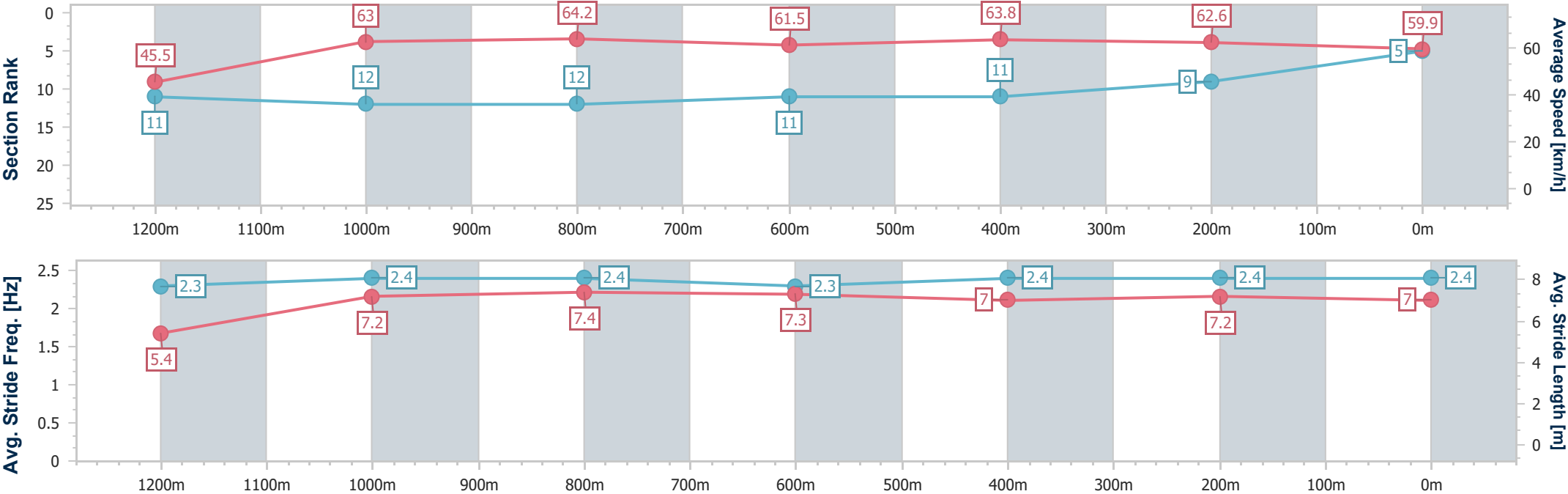
Horse/Jockey Name	I Stole It
Final Rank	5
Fastest Section Time (Section)	0:11.23 (1000m)
Top Speed [km/h] (Section)	65.0 (1000m)
Race State	Finished



IpswichProfessional
Race 6: GORDON'S GIN BENCHMARK 58 Handicap - 1350m
15 January 2026 - 17:19
Track Rating: Good 4, Weather: Fine, Rail Position: +4m Entire



Section	Overall	1200m	1000m	800m	600m	400m	200m						
Section Times	1:21.16 [5] (0:11.88)	1:09.28 [11] (0:11.43)	0:57.85 [12] (0:11.23)	0:46.62 [12] (0:11.70)	0:34.92 [11] (0:11.31)	0:23.61 [11] (0:11.63)	0:11.98 [9] (0:11.98)						
Average Speed [km/h]	45.5	63.0	64.2	61.5	63.8	62.6	59.9						
Top Speed [km/h]	61.3	64.8	65.0	63.2	64.4	63.8	62.2						
Avg. Dist. to Rail [m]	7.7	2.5	0.6	0.6	0.6	3.8	7.2						
Avg. Stride Freq. [Hz]	2.3	2.4	2.4	2.3	2.4	2.4	2.4						
Avg. Stride Length [m]	5.4	7.2	7.4	7.3	7.0	7.2	7.0						





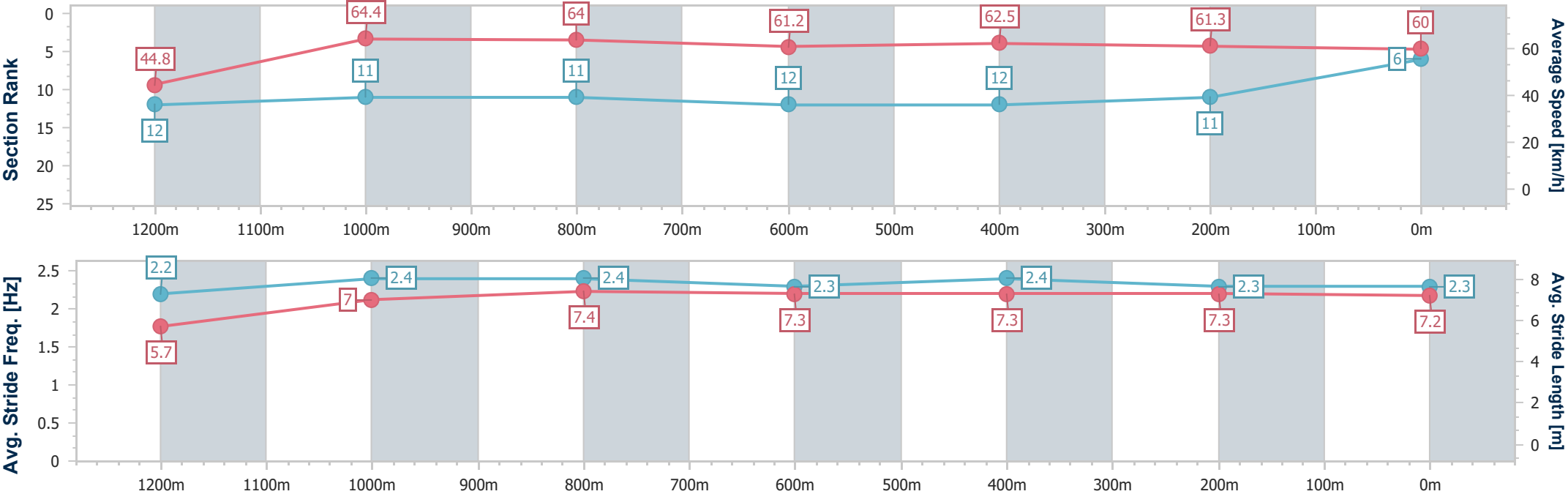
Horse/Jockey Name	Iron Grace
Final Rank	6
Fastest Section Time (Section)	0:11.14 (1200m)
Top Speed [km/h] (Section)	65.4 (1200m)
Race State	Finished



IpswichProfessional
Race 6: GORDON'S GIN BENCHMARK 58 Handicap - 1350m
15 January 2026 - 17:19
Track Rating: Good 4, Weather: Fine, Rail Position: +4m Entire



Section	Overall	1200m	1000m	800m	600m	400m	200m						
Section Times	1:21.35 [6] (0:12.05)	1:09.30 [12] (0:11.14)	0:58.16 [11] (0:11.31)	0:46.85 [11] (0:11.84)	0:35.01 [12] (0:11.41)	0:23.60 [12] (0:11.61)	0:11.99 [11] (0:11.99)						
Average Speed [km/h]	44.8	64.4	64.0	61.2	62.5	61.3	60.0						
Top Speed [km/h]	62.1	65.4	64.6	61.8	63.6	62.5	62.0						
Avg. Dist. to Rail [m]	9.0	0.7	1.6	0.9	1.9	1.9	0.8						
Avg. Stride Freq. [Hz]	2.2	2.4	2.4	2.3	2.4	2.3	2.3						
Avg. Stride Length [m]	5.7	7.0	7.4	7.3	7.3	7.3	7.2						





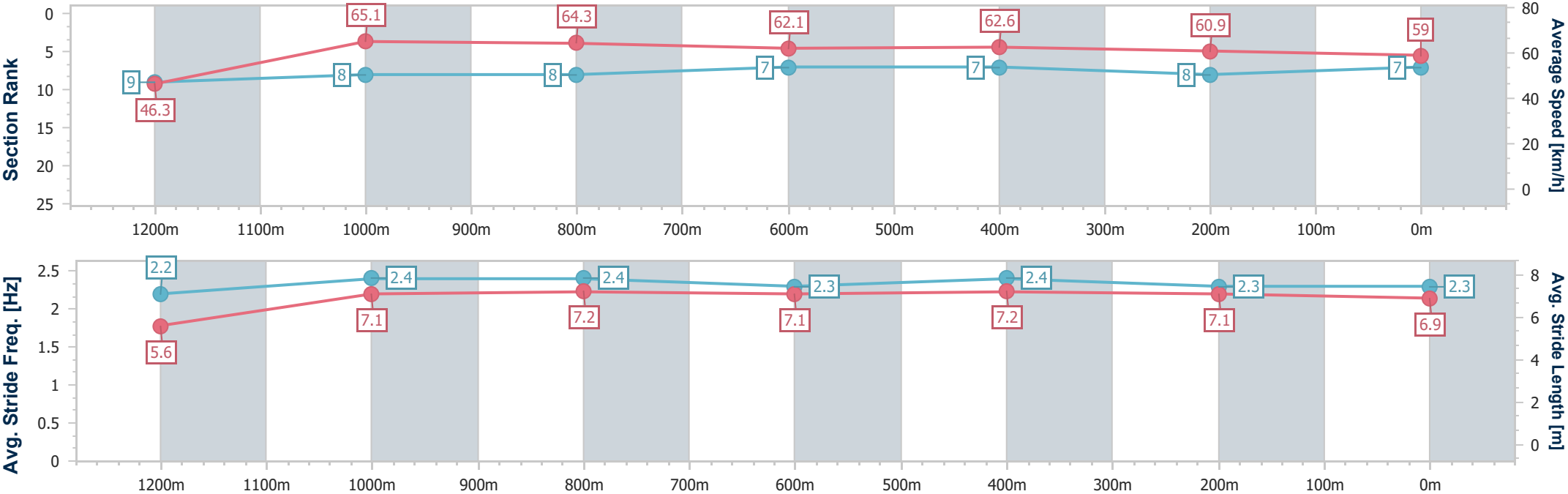
Horse/Jockey Name	Bole Le
Final Rank	7
Fastest Section Time (Section)	0:11.06 (1200m)
Top Speed [km/h] (Section)	67.0 (1200m)
Race State	Finished



IpswichProfessional
Race 6: GORDON'S GIN BENCHMARK 58 Handicap - 1350m
15 January 2026 - 17:19
Track Rating: Good 4, Weather: Fine, Rail Position: +4m Entire



Section	Overall	1200m	1000m	800m	600m	400m	200m						
Section Times	1:21.38 [7] (0:11.75)	1:09.63 [9] (0:11.06)	0:58.57 [8] (0:11.24)	0:47.33 [8] (0:11.67)	0:35.66 [7] (0:11.56)	0:24.10 [7] (0:11.87)	0:12.23 [8] (0:12.23)						
Average Speed [km/h]	46.3	65.1	64.3	62.1	62.6	60.9	59.0						
Top Speed [km/h]	62.0	67.0	66.3	62.8	63.1	63.0	61.1						
Avg. Dist. to Rail [m]	6.2	2.5	1.8	1.1	1.8	2.4	4.6						
Avg. Stride Freq. [Hz]	2.2	2.4	2.4	2.3	2.4	2.3	2.3						
Avg. Stride Length [m]	5.6	7.1	7.2	7.1	7.2	7.1	6.9						





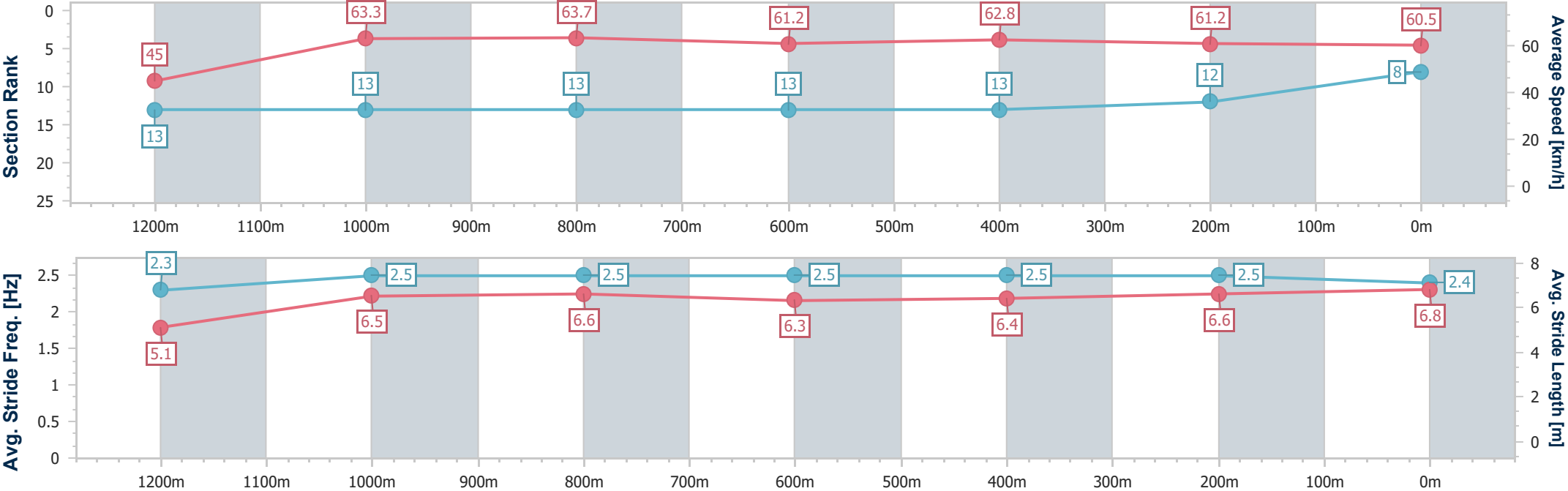
Horse/Jockey Name	Headline Legend
Final Rank	8
Fastest Section Time (Section)	0:11.28 (1000m)
Top Speed [km/h] (Section)	65.2 (1200m)
Race State	Finished



IpswichProfessional
Race 6: GORDON'S GIN BENCHMARK 58 Handicap - 1350m
15 January 2026 - 17:19
Track Rating: Good 4, Weather: Fine, Rail Position: +4m Entire



Section	Overall	1200m	1000m	800m	600m	400m	200m						
Section Times	1:21.51 [8] (0:12.08)	1:09.43 [13] (0:11.40)	0:58.03 [13] (0:11.28)	0:46.75 [13] (0:11.74)	0:35.01 [13] (0:11.37)	0:23.64 [13] (0:11.74)	0:11.90 [12] (0:11.90)						
Average Speed [km/h]	45.0	63.3	63.7	61.2	62.8	61.2	60.5						
Top Speed [km/h]	60.8	65.2	64.8	63.9	63.7	62.4	61.5						
Avg. Dist. to Rail [m]	10.8	1.9	0.4	0.8	1.0	1.0	0.9						
Avg. Stride Freq. [Hz]	2.3	2.5	2.5	2.5	2.5	2.5	2.4						
Avg. Stride Length [m]	5.1	6.5	6.6	6.3	6.4	6.6	6.8						





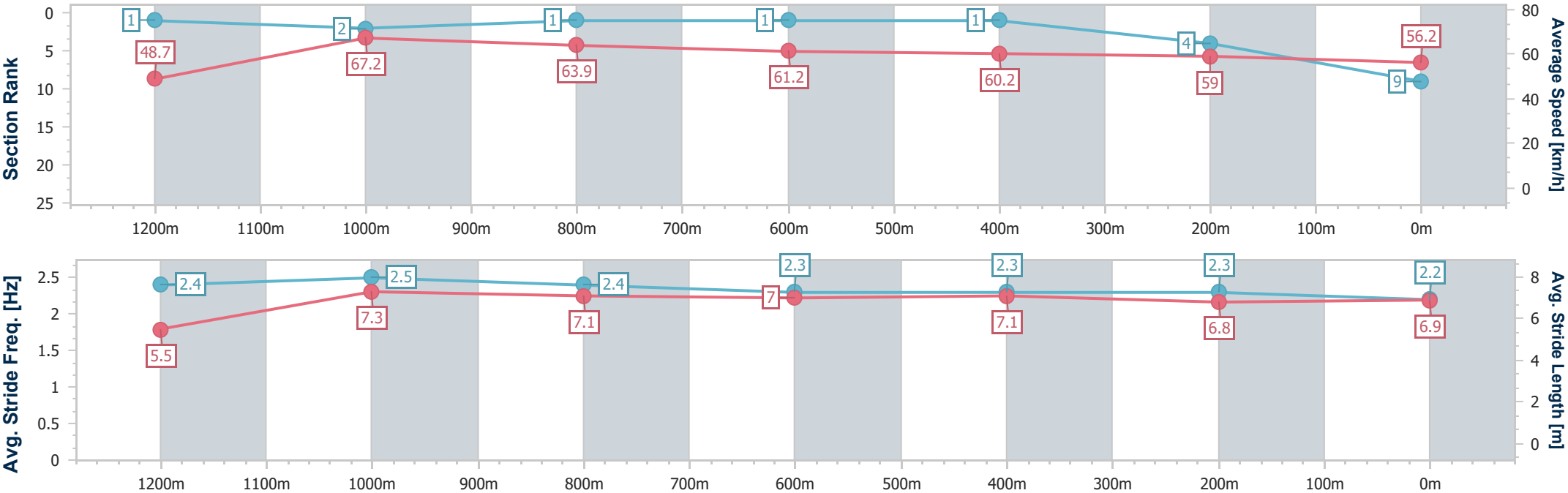
Horse/Jockey Name	Rockrata
Final Rank	9
Fastest Section Time (Section)	0:10.73 (1200m)
Top Speed [km/h] (Section)	68.0 (1200m)
Race State	Finished



IpswichProfessional
Race 6: GORDON'S GIN BENCHMARK 58 Handicap - 1350m
15 January 2026 - 17:19
Track Rating: Good 4, Weather: Fine, Rail Position: +4m Entire



Section	Overall	1200m	1000m	800m	600m	400m	200m						
Section Times	1:21.60 [9] (0:11.10)	1:10.50 [1] (0:10.73)	0:59.77 [2] (0:11.22)	0:48.55 [1] (0:11.70)	0:36.85 [1] (0:11.88)	0:24.97 [1] (0:12.18)	0:12.79 [4] (0:12.79)						
Average Speed [km/h]	48.7	67.2	63.9	61.2	60.2	59.0	56.2						
Top Speed [km/h]	66.2	68.0	66.3	62.5	60.3	60.0	58.4						
Avg. Dist. to Rail [m]	0.9	0.5	0.6	1.5	1.7	0.7	0.2						
Avg. Stride Freq. [Hz]	2.4	2.5	2.4	2.3	2.3	2.3	2.2						
Avg. Stride Length [m]	5.5	7.3	7.1	7.0	7.1	6.8	6.9						





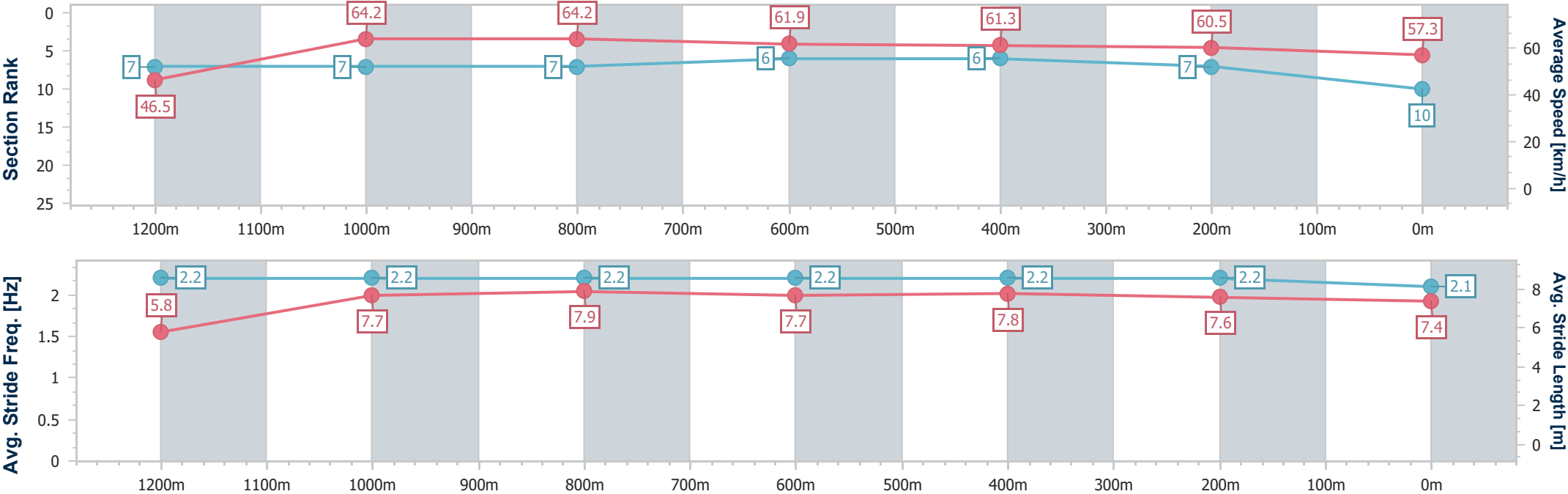
Horse/Jockey Name	Hotchi
Final Rank	10
Fastest Section Time (Section)	0:11.18 (1200m)
Top Speed [km/h] (Section)	65.2 (1000m)
Race State	Finished



IpswichProfessional
Race 6: GORDON'S GIN BENCHMARK 58 Handicap - 1350m
15 January 2026 - 17:19
Track Rating: Good 4, Weather: Fine, Rail Position: +4m Entire



Section	Overall	1200m	1000m	800m	600m	400m	200m						
Section Times	1:21.64 [10] (0:11.63)	1:10.01 [7] (0:11.18)	0:58.83 [7] (0:11.20)	0:47.63 [7] (0:11.60)	0:36.03 [6] (0:11.63)	0:24.40 [6] (0:11.88)	0:12.52 [7] (0:12.52)						
Average Speed [km/h]	46.5	64.2	64.2	61.9	61.3	60.5	57.3						
Top Speed [km/h]	64.2	65.0	65.2	62.7	62.3	61.4	59.5						
Avg. Dist. to Rail [m]	3.6	0.4	0.6	1.3	2.0	0.9	0.2						
Avg. Stride Freq. [Hz]	2.2	2.2	2.2	2.2	2.2	2.2	2.1						
Avg. Stride Length [m]	5.8	7.7	7.9	7.7	7.8	7.6	7.4						





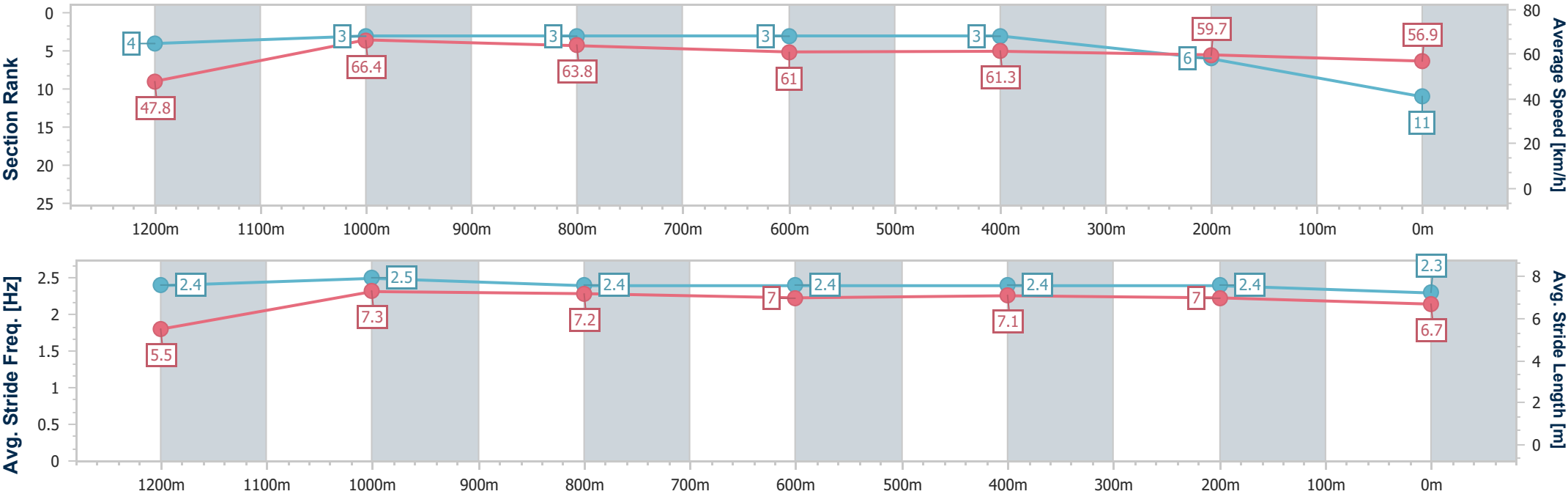
Horse/Jockey Name	War Too All
Final Rank	11
Fastest Section Time (Section)	0:10.88 (1200m)
Top Speed [km/h] (Section)	67.9 (1200m)
Race State	Finished



IpswichProfessional
Race 6: GORDON'S GIN BENCHMARK 58 Handicap - 1350m
15 January 2026 - 17:19
Track Rating: Good 4, Weather: Fine, Rail Position: +4m Entire



Section	Overall	1200m	1000m	800m	600m	400m	200m						
Section Times	1:21.73 [11] (0:11.28)	1:10.45 [4] (0:10.88)	0:59.57 [3] (0:11.33)	0:48.24 [3] (0:11.78)	0:36.46 [3] (0:11.73)	0:24.73 [3] (0:12.10)	0:12.63 [6] (0:12.63)						
Average Speed [km/h]	47.8	66.4	63.8	61.0	61.3	59.7	56.9						
Top Speed [km/h]	67.4	67.9	65.9	62.4	62.1	61.8	60.0						
Avg. Dist. to Rail [m]	1.1	1.9	1.2	0.4	0.4	2.2	5.1						
Avg. Stride Freq. [Hz]	2.4	2.5	2.4	2.4	2.4	2.4	2.3						
Avg. Stride Length [m]	5.5	7.3	7.2	7.0	7.1	7.0	6.7						





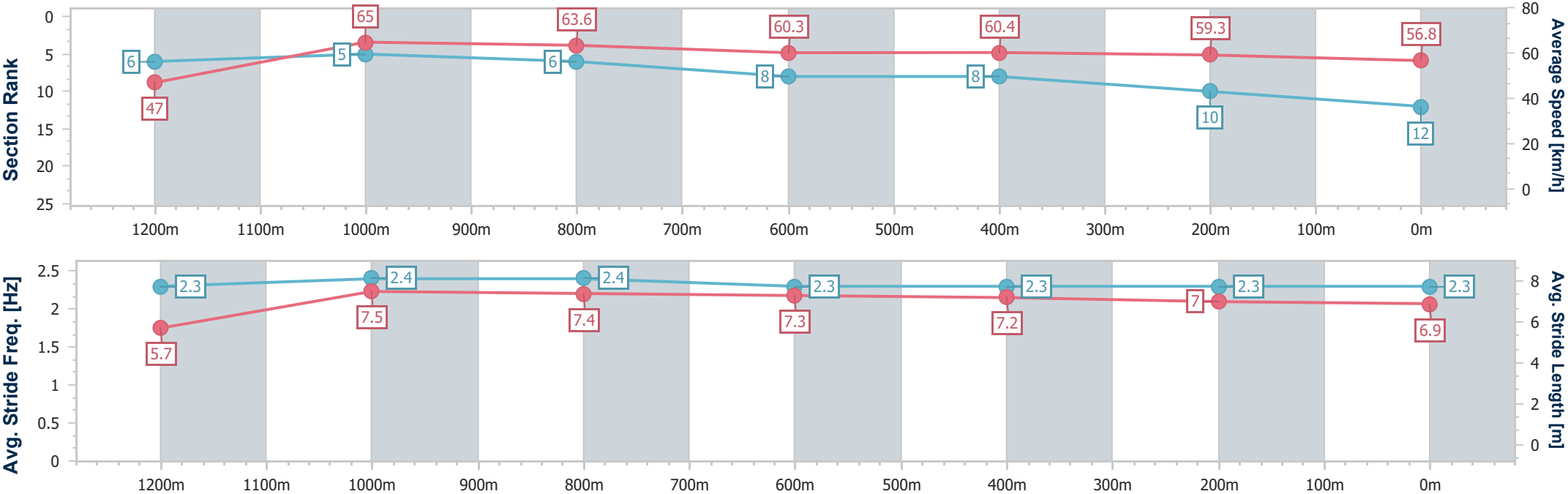
Horse/Jockey Name	Reebar
Final Rank	12
Fastest Section Time (Section)	0:11.10 (1200m)
Top Speed [km/h] (Section)	66.3 (1200m)
Race State	Finished



IpswichProfessional
Race 6: GORDON'S GIN BENCHMARK 58 Handicap - 1350m
15 January 2026 - 17:19
Track Rating: Good 4, Weather: Fine, Rail Position: +4m Entire



Section	Overall	1200m	1000m	800m	600m	400m	200m						
Section Times	1:21.98 [12] (0:11.49)	1:10.49 [6] (0:11.10)	0:59.39 [5] (0:11.33)	0:48.06 [6] (0:11.83)	0:36.23 [8] (0:11.65)	0:24.58 [8] (0:11.89)	0:12.69 [10] (0:12.69)						
Average Speed [km/h]	47.0	65.0	63.6	60.3	60.4	59.3	56.8						
Top Speed [km/h]	62.4	66.3	65.4	62.7	61.6	60.1	58.1						
Avg. Dist. to Rail [m]	3.5	1.3	0.6	1.9	4.9	5.1	2.0						
Avg. Stride Freq. [Hz]	2.3	2.4	2.4	2.3	2.3	2.3	2.3						
Avg. Stride Length [m]	5.7	7.5	7.4	7.3	7.2	7.0	6.9						





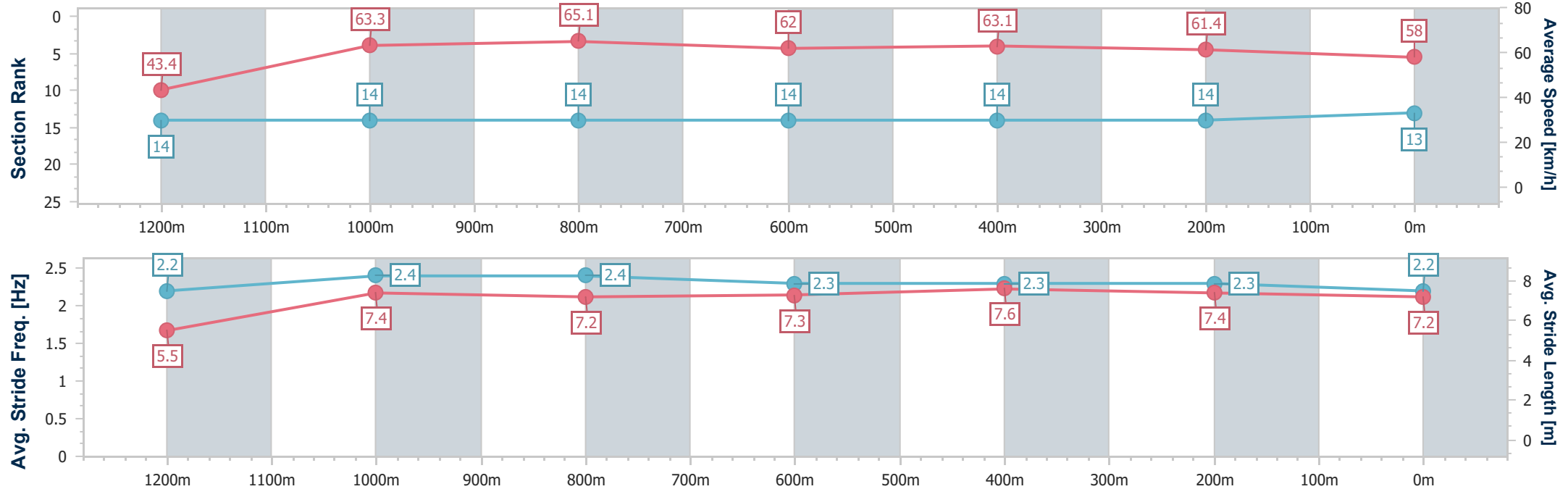
Horse/Jockey Name	Sammaan City
Final Rank	13
Fastest Section Time (Section)	0:11.10 (1000m)
Top Speed [km/h] (Section)	66.0 (1000m)
Race State	Finished



IpswichProfessional
Race 6: GORDON'S GIN BENCHMARK 58 Handicap - 1350m
15 January 2026 - 17:19
Track Rating: Good 4, Weather: Fine, Rail Position: +4m Entire



Section	Overall	1200m	1000m	800m	600m	400m	200m						
Section Times	1:22.20 [13] (0:12.46)	1:09.74 [14] (0:11.41)	0:58.33 [14] (0:11.10)	0:47.23 [14] (0:11.59)	0:35.64 [14] (0:11.43)	0:24.21 [14] (0:11.77)	0:12.44 [14] (0:12.44)						
Average Speed [km/h]	43.4	63.3	65.1	62.0	63.1	61.4	58.0						
Top Speed [km/h]	61.4	65.2	66.0	64.7	63.7	62.6	60.1						
Avg. Dist. to Rail [m]	12.2	3.5	1.2	0.2	0.4	3.0	7.0						
Avg. Stride Freq. [Hz]	2.2	2.4	2.4	2.3	2.3	2.3	2.2						
Avg. Stride Length [m]	5.5	7.4	7.2	7.3	7.6	7.4	7.2						





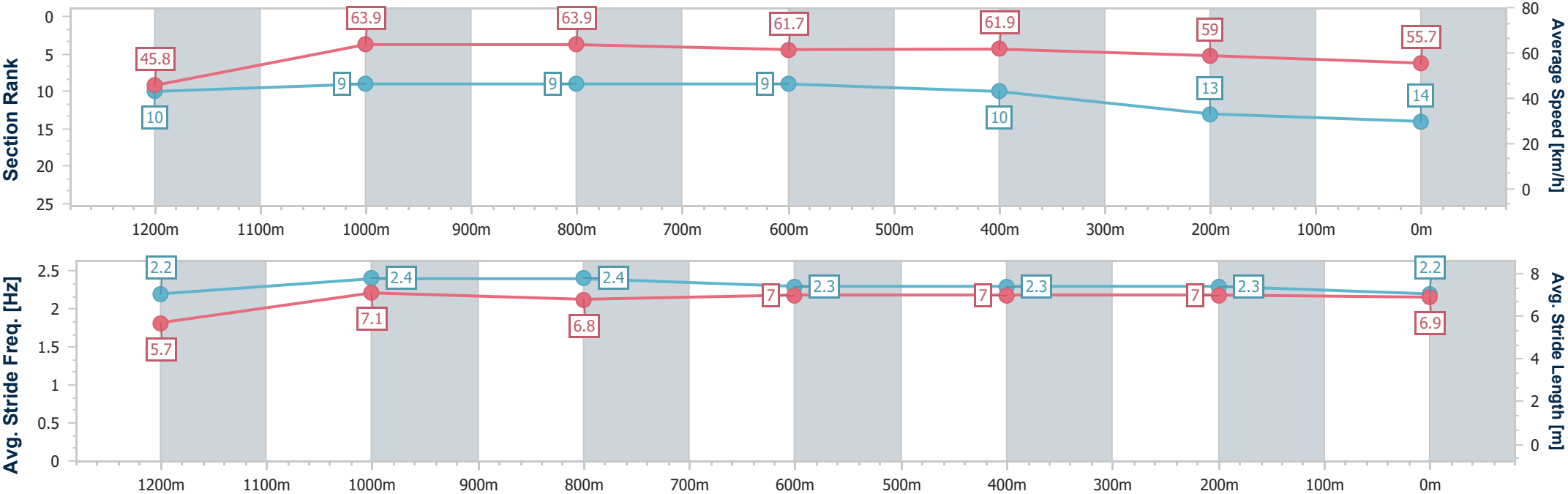
Horse/Jockey Name	Archers Reign
Final Rank	14
Fastest Section Time (Section)	0:11.25 (1000m)
Top Speed [km/h] (Section)	65.6 (1000m)
Race State	Finished



IpswichProfessional
Race 6: GORDON'S GIN BENCHMARK 58 Handicap - 1350m
15 January 2026 - 17:19
Track Rating: Good 4, Weather: Fine, Rail Position: +4m Entire



Section	Overall	1200m	1000m	800m	600m	400m	200m						
Section Times	1:22.55 [14] (0:11.76)	1:10.79 [10] (0:11.26)	0:59.53 [9] (0:11.25)	0:48.28 [9] (0:11.60)	0:36.68 [9] (0:11.58)	0:25.10 [10] (0:12.20)	0:12.90 [13] (0:12.90)						
Average Speed [km/h]	45.8	63.9	63.9	61.7	61.9	59.0	55.7						
Top Speed [km/h]	63.3	65.2	65.6	62.2	62.6	61.0	58.6						
Avg. Dist. to Rail [m]	4.4	0.9	0.6	1.7	1.3	0.4	0.8						
Avg. Stride Freq. [Hz]	2.2	2.4	2.4	2.3	2.3	2.3	2.2						
Avg. Stride Length [m]	5.7	7.1	6.8	7.0	7.0	7.0	6.9						



- [] Ranking at each section and finish
- .-.- No data available at this section
- NA No data available