











BET NATION TOWNSVILLE, QLD  
Race 1 - Robert Olsen H - 380M  
16/01/2026 - 11:36:41 AM

RUG	NAME	BOX	HOME	FINISH TIME
	Tiny's Regret	2	22.23	22.23 [1]
	Hara's Sonya	8	22.28	22.28 [2]
	Dashing Damiro	4	22.42	22.42 [3]
	Secret Warrior	3	22.61	22.61 [4]
	Nikki's Regret	5	22.64	22.64 [5]
	Party With Sass	6	22.78	22.78 [6]
	Domi Bentley	7	22.84	22.84 [7]
	Sky Gem	1	23.40	23.40 [8]

Information is produced by IsoLynx tracking system

[ ] - Rank at each section

() - Average meters to rail for section

-- - No data available at section





BET NATION TOWNSVILLE, QLD  
Race 2 - Robert Olsen H - 380M  
16/01/2026 - 11:52:47 AM

RUG	NAME	BOX	TOP SPEED	50M	100M	150M	200M	250M	300M	350M	263M HOME	FINISH TIME
<b>1</b>	<b>Takeover Target</b>	1	70.3KM/H	3.99 [3] 45.3KM/H (1.4M)	6.61 [3] 68.7KM/H (1.5M)	9.32 [3] 66.5KM/H (1.3M)	12.12 [3] 64.3KM/H (1.2M)	14.94 [3] 63.9KM/H (1.6M)	17.82 [3] 62.6KM/H (3.0M)	20.56 [1] 65.5KM/H (3.9M)	14.69 64.4KM/H (2.3M)	22.23 [1]
<b>3</b>	<b>Demister</b>	3	68.5KM/H	3.87 [1] 46.7KM/H (1.7M)	6.58 [1] 66.6KM/H (1.0M)	9.24 [1] 67.7KM/H (0.9M)	11.98 [1] 65.6KM/H (0.9M)	14.78 [1] 64.3KM/H (0.7M)	17.71 [1] 61.5KM/H (1.3M)	20.59 [2] 62.5KM/H (0.9M)	14.85 63.7KM/H (0.9M)	22.37 [2]
<b>6</b>	<b>Ordinary</b>	6	69.0KM/H	3.90 [2] 46.3KM/H (2.9M)	6.58 [2] 67.2KM/H (1.8M)	9.26 [2] 67.3KM/H (1.5M)	12.05 [2] 64.5KM/H (1.5M)	14.86 [2] 64.1KM/H (1.0M)	17.78 [2] 61.7KM/H (2.0M)	20.63 [3] 63.0KM/H (1.6M)	14.88 63.6KM/H (1.5M)	22.40 [3]
<b>5</b>	<b>Big Papa Party</b>	5	69.4KM/H	4.09 [4] 44.2KM/H (2.3M)	6.78 [4] 66.8KM/H (1.1M)	9.41 [4] 68.5KM/H (0.8M)	12.22 [4] 64.1KM/H (2.2M)	15.02 [4] 64.3KM/H (0.9M)	17.88 [4] 63.0KM/H (1.4M)	20.71 [4] 63.5KM/H (2.0M)	14.74 64.2KM/H (1.6M)	22.47 [4]
<b>8</b>	<b>Big Ears Regret</b>	8	68.7KM/H	4.10 [5] 44.1KM/H (3.6M)	6.84 [5] 65.7KM/H (2.6M)	9.52 [5] 67.2KM/H (2.1M)	12.39 [5] 62.6KM/H (2.8M)	15.26 [5] 62.7KM/H (2.1M)	18.15 [5] 62.3KM/H (2.0M)	20.95 [5] 64.4KM/H (2.1M)	14.89 63.5KM/H (2.3M)	22.68 [5]
<b>7</b>	<b>Tipsy Regret</b>	7	67.7KM/H	4.20 [7] 43.1KM/H (3.4M)	7.01 [7] 64.0KM/H (2.3M)	9.72 [6] 66.3KM/H (2.0M)	12.65 [6] 61.4KM/H (2.7M)	15.50 [6] 63.2KM/H (1.2M)	18.43 [6] 61.5KM/H (2.1M)	21.28 [6] 63.2KM/H (2.4M)	15.05 62.9KM/H (2.0M)	23.02 [6]
<b>2</b>	<b>Early Bird</b>	2	66.1KM/H	4.13 [6] 43.8KM/H (1.6M)	6.97 [6] 63.5KM/H (1.0M)	9.76 [7] 64.3KM/H (1.7M)	12.94 [7] 56.7KM/H (3.4M)	15.85 [7] 61.8KM/H (2.0M)	18.75 [7] 62.1KM/H (1.8M)	21.58 [7] 63.7KM/H (2.1M)	15.35 61.6KM/H (2.4M)	23.32 [7]

Information is produced by IsoLynx tracking system

[ ] - Rank at each section

( ) - Average meters to rail for section

-- - No data available at section

\* - Estimated values





BET NATION TOWNSVILLE, QLD  
Race 3 - Robert Olsen H - 380M  
16/01/2026 - 12:14:40 PM

RUG	NAME	BOX	HOME	FINISH TIME
6	Federal Saki	6	21.70	21.70 [1]
4	Miss Brimley	4	22.31	22.31 [2]
8	High Gear Maria	8	22.46	22.46 [3]
2	Mizuki Magic	2	22.73	22.73 [4]
1	Golden Success	1	22.94	22.94 [5]
5	Cattywampus	5	23.07	23.07 [6]
3	Phantom's Regret	3	23.27	23.27 [7]
7	Elegant Dancer	7	23.59	23.59 [8]

Information is produced by IsoLynx tracking system

[ ] - Rank at each section

() - Average meters to rail for section

-- - No data available at section





BET NATION TOWNSVILLE, QLD  
Race 4 - JACK LYNCH - 380M  
16/01/2026 - 12:33:40 PM

RUG	NAME	BOX	HOME	FINISH TIME
<b>1</b>	Need A Tow	1	21.91	21.91 [1]
<b>2</b>	Party Don't Stop	2	22.01	22.01 [2]
<b>4</b>	Harkle Road	4	22.11	22.11 [3]
<b>3</b>	Another Beauty	3	22.50	22.50 [4]
<b>6</b>	Zero Limerick	6	22.65	22.65 [5]
<b>5</b>	Flash Amber	5	22.71	22.71 [6]
<b>8</b>	Invincible Steal	8	22.90	22.90 [7]
<b>7</b>	Warragul Ghost	7	23.11	23.11 [8]

Information is produced by IsoLynx tracking system

[ ] - Rank at each section

( ) - Average meters to rail for section

-- - No data available at section





BET NATION TOWNSVILLE, QLD  
Race 5 - BET NATION TOWNSVILLE - 380M  
16/01/2026 - 12:50:05 PM

RUG	NAME	BOX	HOME	FINISH TIME
3	Rose Belle	3	21.88	21.88 [1]
2	Hollywood Shadow	2	22.25	22.25 [2]
6	Raymar Fox	6	22.35	22.35 [3]
4	Fungus	4	22.69	22.69 [4]
8	Strawberry Wine	8	22.78	22.78 [5]
7	Split Minds	7	22.81	22.81 [6]
5	Gracious Miss	5	22.83	22.83 [7]
1	Birdie's Charm	1	22.93	22.93 [8]

Information is produced by IsoLynx tracking system  
[ ] - Rank at each section  
( ) - Average meters to rail for section  
-- - No data available at section  
\* - Estimated values





BET NATION TOWNSVILLE, QLD  
Race 6 - ENGINEERING INDUSTRIES AUSTRALIA - 380M  
16/01/2026 - 13:08:38 PM

RUG	NAME	BOX	HOME	FINISH TIME
7	Me Myself And	7	22.08	22.08 [1]
6	Swing On By	6	22.14	22.14 [2]
2	Sheryl	2	22.38	22.38 [3]
1	Broke Bank Brian	1	22.46	22.46 [4]
8	Mad Attitude	8	22.64	22.64 [5]
4	Big Kelce	4	22.66	22.66 [6]
5	Emmy Panama	5	23.74	23.74 [7]

Information is produced by IsoLynx tracking system

[ ] - Rank at each section

() - Average meters to rail for section

-- - No data available at section

\* - Estimated values





BET NATION TOWNSVILLE, QLD  
Race 7 - BURDEKIN VET SERVICES - 380M  
16/01/2026 - 13:24:50 PM

RUG	NAME	BOX	HOME	FINISH TIME
3	Party Anytime	3	21.89	21.89 [1]
1	Aston Atkins	1	22.16	22.16 [2]
2	Hara's Meryl	2	22.18	22.18 [3]
8	Set Of Sisters	8	22.20	22.20 [4]
7	He Played One	7	22.32	22.32 [5]
5	Arka Chief	5	22.34	22.34 [6]
4	Shine On Bruiser	4	22.43	22.43 [7]
6	Big Bubba Gump	6	22.74	22.74 [8]

Information is produced by IsoLynx tracking system  
[ ] - Rank at each section  
( ) - Average meters to rail for section  
-- - No data available at section  
\* - Estimated values





BET NATION TOWNSVILLE, QLD  
Race 8 - BET NATION SAME RACE MULTI 1-3 Wins F - 380M  
16/01/2026 - 13:44:09 PM

RUG	NAME	BOX	HOME	FINISH TIME
3	I'm Free	3	21.55	21.55 [1]
6	Popular Monster	6	21.90	21.90 [2]
7	Miss Two Step	7	21.92	21.92 [3]
5	Empty Sky	5	22.05	22.05 [4]
1	Panama Loco	1	22.07	22.07 [5]
2	Wadda Mooli	2	22.33	22.33 [6]
4	Canya Stella	4	22.47	22.47 [7]

Information is produced by IsoLynx tracking system  
[ ] - Rank at each section  
( ) - Average meters to rail for section  
-- - No data available at section  
\* - Estimated values







BET NATION TOWNSVILLE, QLD  
Race 9 - T.G.B.O.T.A - 498M  
16/01/2026 - 13:59:36 PM

RUG	NAME	BOX	HOME	FINISH TIME
8	Rolling Along	8	28.89	28.89 [1]
1	She's Snappy	1	29.46	29.46 [2]
7	Pierre D'arcy	7	29.46	29.46 [2]
4	Hara's Scarlet	4	29.52	29.52 [4]
2	Hollywood Rocket	2	29.53	29.53 [5]
5	Final Storm	5	29.76	29.76 [6]

Information is produced by IsoLynx tracking system  
[ ] - Rank at each section  
( ) - Average meters to rail for section  
-- - No data available at section  
\* - Estimated values





BET NATION TOWNSVILLE, QLD  
Race 10 - OCEAN WORLD SEAFOOD CAIRNS - 380M  
16/01/2026 - 14:24:39 PM

RUG	NAME	BOX	HOME	FINISH TIME
4	Party With Tom	4	21.80	21.80 [1]
2	Lightning Tully	2	22.06	22.06 [2]
5	Mizuki Starline	5	22.21	22.21 [3]
6	Blue Marine	6	22.22	22.22 [4]
1	Emgrand Flash	1	22.25	22.25 [5]
8	Aston Elijah	8	22.29	22.29 [6]
3	Nemesis	3	22.31	22.31 [7]
7	Bridge Up Baby	7	22.46	22.46 [8]

Information is produced by IsoLynx tracking system  
[ ] - Rank at each section  
( ) - Average meters to rail for section  
-- - No data available at section  
\* - Estimated values





BET NATION TOWNSVILLE, QLD  
Race 11 - GET ON A GOOD THING WITH BET NATION - 380M  
16/01/2026 - 14:44:42 PM

RUG	NAME	BOX	HOME	FINISH TIME
	Aston Jabber	2	21.89	21.89 [1]
	Roman Party	5	21.93	21.93 [2]
	Divine Electra	7	22.28	22.28 [3]
	Harms Best	6	22.47	22.47 [4]
	Exotic Ruby	1	22.65	22.65 [5]
	Rambutan Beast	3	23.47	23.47 [6]
	Royal Blood	4	23.53	23.53 [7]

Information is produced by IsoLynx tracking system  
[ ] - Rank at each section  
( ) - Average meters to rail for section  
-- - No data available at section  
\* - Estimated values





BET NATION TOWNSVILLE, QLD  
Race 12 - BET NATION - 380M  
16/01/2026 - 15:04:56 PM

RUG	NAME	BOX	HOME	FINISH TIME
8	Aston Luton	8	22.04	22.04 [1]
2	Apache Malt	2	22.14	22.14 [2]
5	George Jetson	5	22.24	22.24 [3]
3	Tilly's Son	3	22.27	22.27 [4]
7	Molly Emgrand	7	22.34	22.34 [5]
1	Sister Emgrand	1	22.85	22.85 [6]
4	Ivy's Girl	4	23.04	23.04 [7]

Information is produced by IsoLynx tracking system  
[ ] - Rank at each section  
( ) - Average meters to rail for section  
-- - No data available at section  
\* - Estimated values

