



Townsville Professional
Race 1: LADBROKES PUNTER ASSIST QTIS Two-Year-Old Handicap - 1000m
16 January 2026 - 11:24



Track Rating: Soft 6, Weather: Overcast, Rail Position: +4.5m 1000m-W/Post; +2m Remainder

Section						Overall	800m	600m	400m	200m				Last 600m
Field Times						0:57.74 (0:13.71)	0:44.03 (0:10.27)	0:33.76 (0:10.76)	0:23.00 (0:11.15)	0:11.85 (0:11.85)				0:33.76
Rank	TAB	Horse/Jockey	Barrier	Top Speed [km/h]	Fastest Section						Margin			Distance Travelled [m]
1	1	GONE COUNTRY	4	73.2	0:10.08	0:57.74 [1]	0:43.84 [2]	0:33.76 [1]	0:23.00 [1]	0:11.85 [1]	0:57.74	0:33.76		
		Adam Sewell		800m	800m	(0:13.90)	(0:10.08)	(0:10.76)	(0:11.15)	(0:11.85)				
2	2	SCARLENA	6	71.6	0:10.21	0:58.32 [2]	0:44.03 [5]	0:33.82 [5]	0:23.01 [4]	0:11.85 [3]	3.45L	0:33.82		+1
		Aidan Holt		800m	800m	(0:14.29)	(0:10.21)	(0:10.81)	(0:11.16)	(0:11.85)				
3	5	TIGER ROCKET	2	71.7	0:10.22	0:58.47 [3]	0:44.46 [4]	0:34.24 [2]	0:23.26 [2]	0:12.04 [2]	4.34L	0:34.24		+1
		Lacey Morrison		800m	800m	(0:14.01)	(0:10.22)	(0:10.98)	(0:11.22)	(0:12.04)				
4	4	MERSEY LASS	5	69.6	0:10.33	0:59.11 [4]	0:45.19 [3]	0:34.86 [3]	0:23.89 [3]	0:12.11 [5]	8.11L	0:34.86		+6
		Wanderson D'Avila		800m	800m	(0:13.92)	(0:10.33)	(0:10.97)	(0:11.78)	(0:12.11)				
5	6	ANDERS KISS	3	70.1	0:10.57	0:59.12 [5]	0:45.41 [1]	0:34.84 [4]	0:23.74 [5]	0:12.14 [4]	8.16L	0:34.84		+8
		Ashvin Goindasamy		800m	800m	(0:13.71)	(0:10.57)	(0:11.10)	(0:11.60)	(0:12.14)				

Scratched: Tambo's Sister (#3)



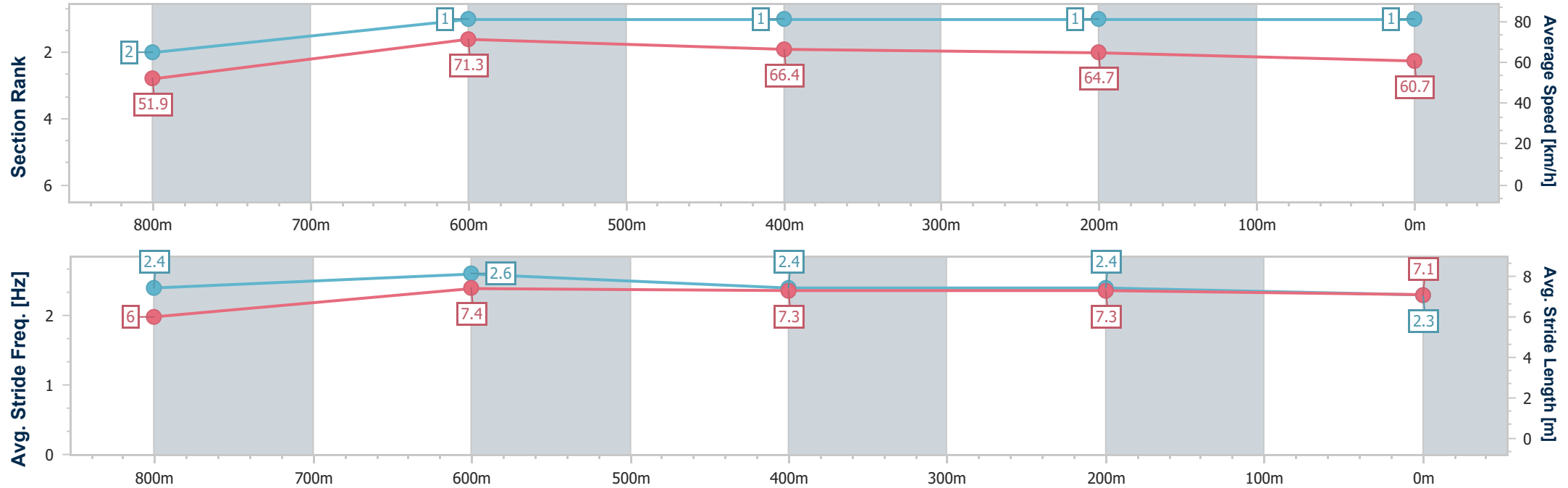
Horse/Jockey Name	Gone Country
Final Rank	1
Fastest Section Time (Section)	0:10.08 (800m)
Top Speed [km/h] (Section)	73.2 (800m)
Race State	Finished



TownsvilleProfessional
Race 1: LADBROKES PUNTER ASSIST QTIS Two-Year-Old
Handicap - 1000m
16 January 2026 - 11:24
Track Rating: Soft 6, Weather: Overcast, Rail Position: +4.5m
1000m-W/Post; +2m Remainder



Section	Overall	800m	600m	400m	200m									
Section Times	0:57.74 [1] (0:13.90)	0:43.84 [2] (0:10.08)	0:33.76 [1] (0:10.76)	0:23.00 [1] (0:11.15)	0:11.85 [1] (0:11.85)									
Average Speed [km/h]	51.9	71.3	66.4	64.7	60.7									
Top Speed [km/h]	73.1	73.2	68.9	65.8	64.3									
Avg. Dist. to Rail [m]	4.3	1.3	1.4	1.1	0.4									
Avg. Stride Freq. [Hz]	2.4	2.6	2.4	2.4	2.3									
Avg. Stride Length [m]	6.0	7.4	7.3	7.3	7.1									





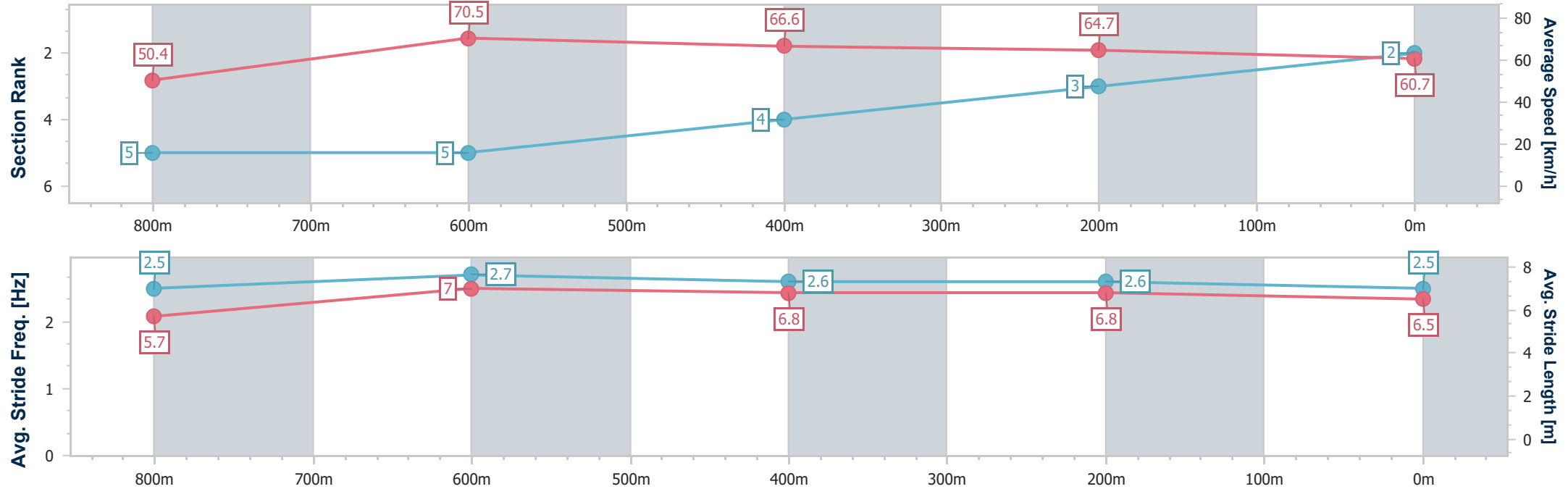
Horse/Jockey Name	Scarlina
Final Rank	2
Fastest Section Time (Section)	0:10.21 (800m)
Top Speed [km/h] (Section)	71.6 (800m)
Race State	Finished



TownsvilleProfessional
Race 1: LADBROKES PUNTER ASSIST QTIS Two-Year-Old
Handicap - 1000m
16 January 2026 - 11:24
Track Rating: Soft 6, Weather: Overcast, Rail Position: +4.5m
1000m-W/Post; +2m Remainder



Section	Overall	800m	600m	400m	200m										
Section Times	0:58.32 [2] (0:14.29)	0:44.03 [5] (0:10.21)	0:33.82 [5] (0:10.81)	0:23.01 [4] (0:11.16)	0:11.85 [3] (0:11.85)										
Average Speed [km/h]	50.4	70.5	66.6	64.7	60.7										
Top Speed [km/h]	70.6	71.6	69.1	65.9	63.6										
Avg. Dist. to Rail [m]	5.5	0.8	0.3	1.8	1.8										
Avg. Stride Freq. [Hz]	2.5	2.7	2.6	2.6	2.5										
Avg. Stride Length [m]	5.7	7.0	6.8	6.8	6.5										





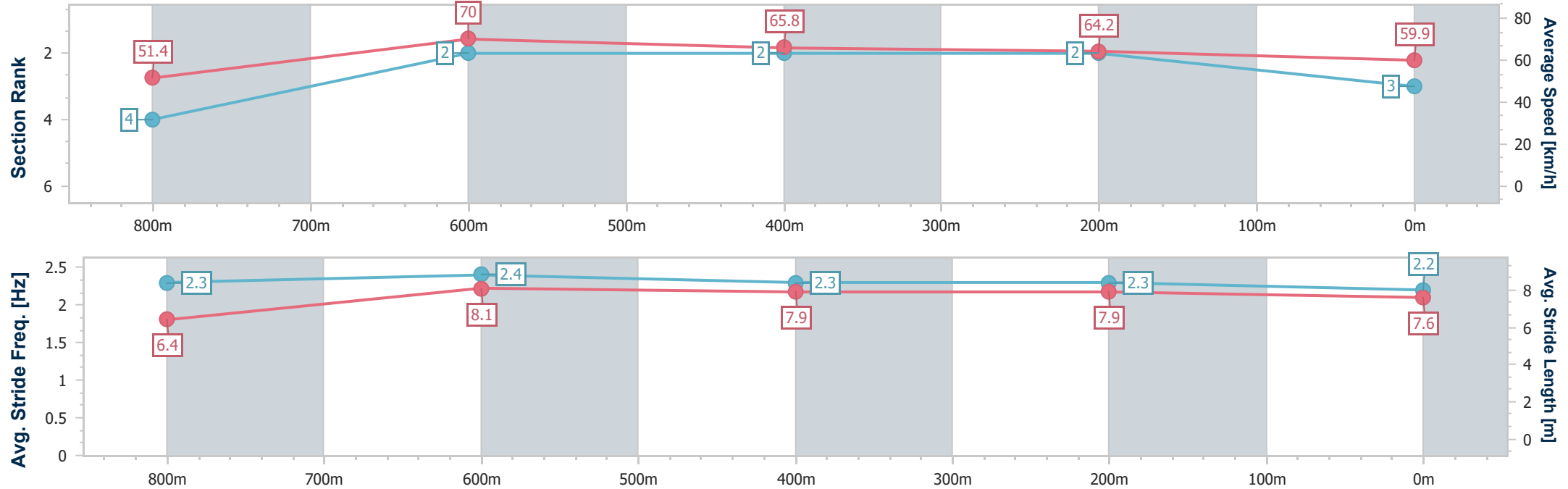
Horse/Jockey Name	Tiger Rocket
Final Rank	3
Fastest Section Time (Section)	0:10.22 (800m)
Top Speed [km/h] (Section)	71.7 (800m)
Race State	Finished



TownsvilleProfessional
Race 1: LADBROKES PUNTER ASSIST QTIS Two-Year-Old
Handicap - 1000m
16 January 2026 - 11:24
Track Rating: Soft 6, Weather: Overcast, Rail Position: +4.5m
1000m-W/Post; +2m Remainder



Section	Overall	800m	600m	400m	200m										
Section Times	0:58.47 [3] (0:14.01)	0:44.46 [4] (0:10.22)	0:34.24 [2] (0:10.98)	0:23.26 [2] (0:11.22)	0:12.04 [2] (0:12.04)										
Average Speed [km/h]	51.4	70.0	65.8	64.2	59.9										
Top Speed [km/h]	71.4	71.7	67.7	65.0	63.7										
Avg. Dist. to Rail [m]	2.6	1.5	0.8	1.3	0.9										
Avg. Stride Freq. [Hz]	2.3	2.4	2.3	2.3	2.2										
Avg. Stride Length [m]	6.4	8.1	7.9	7.9	7.6										





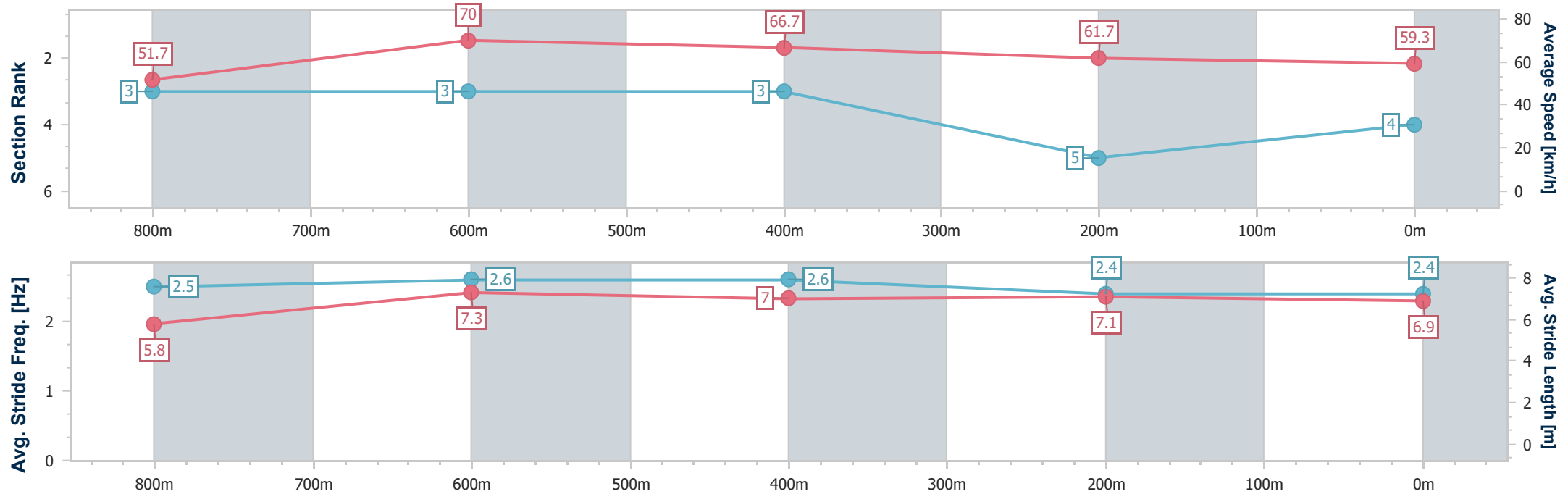
Horse/Jockey Name	Mersey Lass
Final Rank	4
Fastest Section Time (Section)	0:10.33 (800m)
Top Speed [km/h] (Section)	69.6 (800m)
Race State	Finished



TownsvilleProfessional
Race 1: LADBROKES PUNTER ASSIST QTIS Two-Year-Old
Handicap - 1000m
16 January 2026 - 11:24
Track Rating: Soft 6, Weather: Overcast, Rail Position: +4.5m
1000m-W/Post; +2m Remainder



Section	Overall	800m	600m	400m	200m									
Section Times	0:59.11 [4] (0:13.92)	0:45.19 [3] (0:10.33)	0:34.86 [3] (0:10.97)	0:23.89 [3] (0:11.78)	0:12.11 [5] (0:12.11)									
Average Speed [km/h]	51.7	70.0	66.7	61.7	59.3									
Top Speed [km/h]	68.9	69.6	68.5	62.9	61.6									
Avg. Dist. to Rail [m]	4.9	1.6	3.0	4.2	4.6									
Avg. Stride Freq. [Hz]	2.5	2.6	2.6	2.4	2.4									
Avg. Stride Length [m]	5.8	7.3	7.0	7.1	6.9									





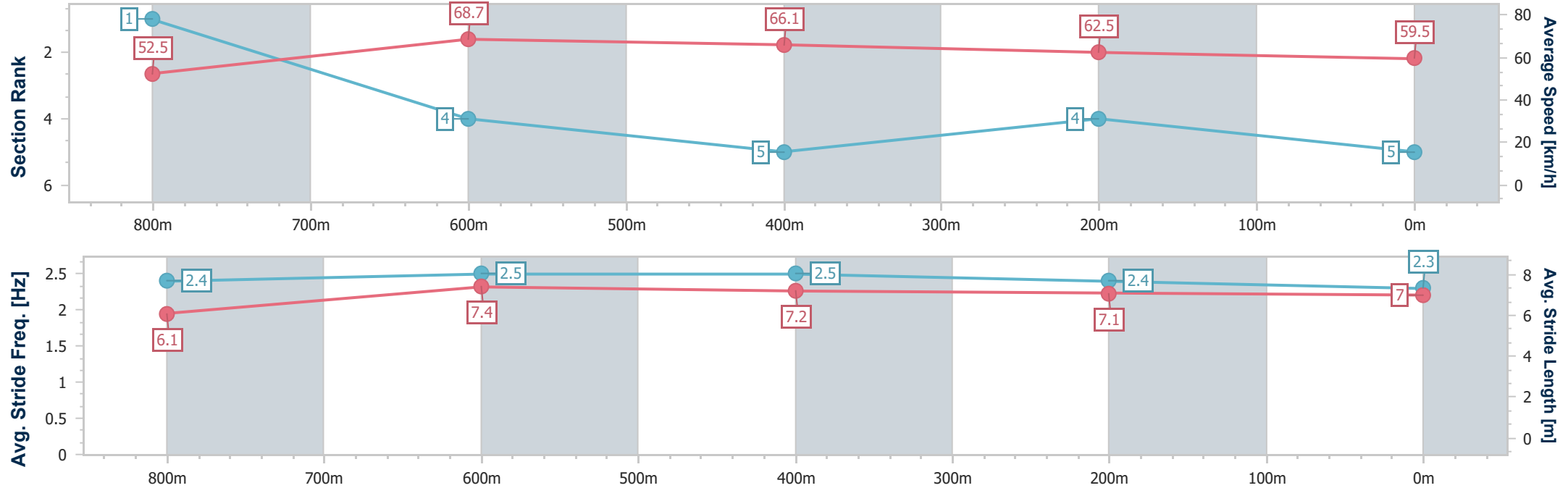
Horse/Jockey Name	Anders Kiss
Final Rank	5
Fastest Section Time (Section)	0:10.57 (800m)
Top Speed [km/h] (Section)	70.1 (800m)
Race State	Finished



TownsvilleProfessional
Race 1: LADBROKES PUNTER ASSIST QTIS Two-Year-Old
Handicap - 1000m
16 January 2026 - 11:24
Track Rating: Soft 6, Weather: Overcast, Rail Position: +4.5m
1000m-W/Post; +2m Remainder



Section	Overall	800m	600m	400m	200m									
Section Times	0:59.12 [5] (0:13.71)	0:45.41 [1] (0:10.57)	0:34.84 [4] (0:11.10)	0:23.74 [5] (0:11.60)	0:12.14 [4] (0:12.14)									
Average Speed [km/h]	52.5	68.7	66.1	62.5	59.5									
Top Speed [km/h]	68.9	70.1	69.3	64.2	62.6									
Avg. Dist. to Rail [m]	4.4	2.5	3.7	5.0	4.7									
Avg. Stride Freq. [Hz]	2.4	2.5	2.5	2.4	2.3									
Avg. Stride Length [m]	6.1	7.4	7.2	7.1	7.0									





Townsville Professional

Race 2: HYGAIN BENCHMARK 70 Handicap - 1609m

16 January 2026 - 11:55



Track Rating: Soft 6, Weather: Overcast, Rail Position: +4.5m 1000m-W/Post; +2m Remainder

Section						Overall	1400m	1200m	1000m	800m	600m	400m	Last 600m		
Field Times						1:37.08 (0:14.88)	1:22.20 (0:10.97)	1:11.23 (0:11.15)	1:00.08 (0:11.30)	0:48.78 (0:11.35)	0:37.43 (0:11.97)	0:25.46 (0:12.66)	0:37.43		
Rank	TAB	Horse/Jockey	Barrier	Top Speed [km/h]	Fastest Section									Distance Travelled [m]	
1	7	JOE'S GIGGLE	6	67.4	0:11.10	1:37.08 [1]	1:21.67 [2]	1:10.44 [2]	0:59.17 [2]	0:48.07 [2]	0:36.75 [2]	0:25.08 [2]	0:36.75		
		Jackson Murphy		Overall	1000m	(0:15.41)	(0:11.23)	(0:11.27)	(0:11.10)	(0:11.32)	(0:11.67)	(0:12.28)			
2	4	OUR TURN NOW	4	67.6	0:11.09	1:37.32 [2]	1:20.04 [7]	1:08.52 [7]	0:57.11 [7]	0:45.91 [5]	0:34.82 [5]	0:23.48 [5]	0:34.82	+2	
		Ashley Butler		600m	800m	(0:17.28)	(0:11.52)	(0:11.41)	(0:11.20)	(0:11.09)	(0:11.34)	(0:11.49)			
3	6	PRINCE AKEEM	3	68.7	0:11.10	1:37.34 [3]	1:20.94 [5]	1:09.10 [5]	0:57.42 [5]	0:45.92 [6]	0:34.72 [6]	0:23.62 [4]	0:34.72	+8	
		Ivo Fry		600m	600m	(0:16.40)	(0:11.84)	(0:11.68)	(0:11.50)	(0:11.20)	(0:11.10)	(0:11.39)			
4	2	MOKTAFFY	2	65.1	0:11.25	1:37.53 [4]	1:21.29 [4]	1:09.58 [4]	0:58.00 [3]	0:46.52 [3]	0:35.20 [3]	0:23.95 [3]	0:35.20	-3	
		Fiona Sandkuhl		600m	600m	(0:16.24)	(0:11.71)	(0:11.58)	(0:11.48)	(0:11.32)	(0:11.25)	(0:11.64)			
5	5	RELEASE LE MISSILE	7	68.6	0:11.15	1:37.56 [5]	1:20.80 [6]	1:09.15 [6]	0:57.43 [6]	0:45.90 [7]	0:34.67 [7]	0:23.52 [7]	0:34.67	+3	
		Ryan Wiggins		600m	600m	(0:16.76)	(0:11.65)	(0:11.72)	(0:11.53)	(0:11.23)	(0:11.15)	(0:11.42)			
6	1	THE DRILLER	5	66.1	0:11.27	1:38.03 [6]	1:21.93 [3]	1:10.24 [3]	0:58.50 [3]	0:46.85 [4]	0:35.58 [4]	0:24.07 [6]	0:35.58	+11	
		Tilly McCarroll		600m	800m	(0:16.10)	(0:11.69)	(0:11.74)	(0:11.65)	(0:11.27)	(0:11.51)	(0:11.66)			
7	3	SIR ROCKET	1	66.7	0:10.97	1:39.21 [7]	1:24.33 [1]	1:13.36 [1]	1:02.21 [1]	0:50.91 [1]	0:39.56 [1]	0:27.59 [1]	0:39.56	+7	
		Aidan Holt		1400m	1400m	(0:14.88)	(0:10.97)	(0:11.15)	(0:11.30)	(0:11.35)	(0:11.97)	(0:13.23)			



Townsville Professional
Race 2: HYGAIN BENCHMARK 70 Handicap - 1609m
16 January 2026 - 11:55



Track Rating: Soft 6, Weather: Overcast, Rail Position: +4.5m 1000m-W/Post; +2m Remainder

Section		Field Times		200m		Last 600m	
				0:12.80 (0:12.80)		0:37.43	
Rank	TAB	Horse/Jockey	Barrier	Top Speed [km/h]	Fastest Section	Margin	Distance Travelled [m]
1	7	JOE'S GIGGLE	6	67.4	0:11.10	0:12.80 [1]	1:37.08
		Jackson Murphy		Overall	1000m	(0:12.80)	0:36.75
2	4	OUR TURN NOW	4	67.6	0:11.09	0:11.99 [5]	1.45L
		Ashley Butler		600m	800m	(0:11.99)	0:34.82 +2
3	6	PRINCE AKEEM	3	68.7	0:11.10	0:12.23 [3]	1.57L
		Ivo Fry		600m	600m	(0:12.23)	0:34.72 +8
4	2	MOKTAFFY	2	65.1	0:11.25	0:12.31 [4]	2.65L
		Fiona Sandkuhl		600m	600m	(0:12.31)	0:35.20 -3
5	5	RELEASE LE MISSILE	7	68.6	0:11.15	0:12.10 [6]	2.86L
		Ryan Wiggins		600m	600m	(0:12.10)	0:34.67 +3
6	1	THE DRILLER	5	66.1	0:11.27	0:12.41 [7]	5.63L
		Tilly McCarroll		600m	800m	(0:12.41)	0:35.58 +11
7	3	SIR ROCKET	1	66.7	0:10.97	0:14.36 [2]	12.54L
		Aidan Holt		1400m	1400m	(0:14.36)	0:39.56 +7



Horse/Jockey Name	Joe's Giggle
Final Rank	1
Fastest Section Time (Section)	0:11.10 (1000m)
Top Speed [km/h] (Section)	67.4 (Overall)
Race State	Finished

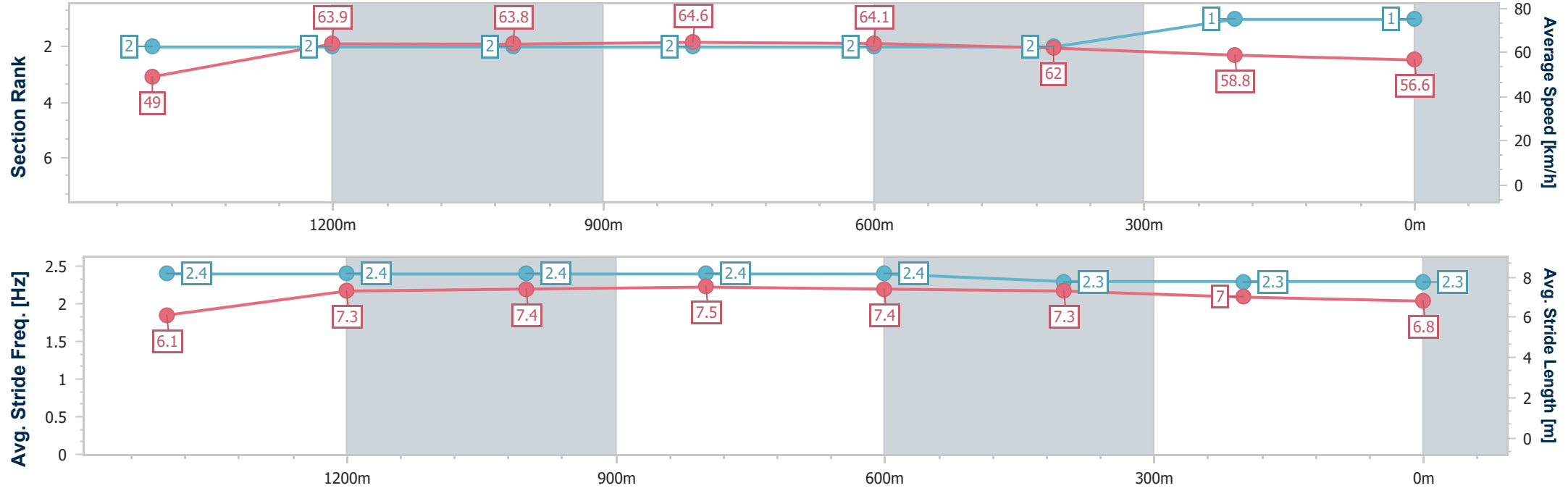


TownsvilleProfessional
Race 2: HYGAIN BENCHMARK 70 Handicap - 1609m

16 January 2026 - 11:55
Track Rating: Soft 6, Weather: Overcast, Rail Position: +4.5m
1000m-W/Post; +2m Remainder



Section	Overall	1400m	1200m	1000m	800m	600m	400m	200m					
Section Times	1:37.08 [1] (0:15.41)	1:21.67 [2] (0:11.23)	1:10.44 [2] (0:11.27)	0:59.17 [2] (0:11.10)	0:48.07 [2] (0:11.32)	0:36.75 [2] (0:11.67)	0:25.08 [2] (0:12.28)	0:12.80 [1] (0:12.80)					
Average Speed [km/h]	49.0	63.9	63.8	64.6	64.1	62.0	58.8	56.6					
Top Speed [km/h]	67.4	67.0	65.1	66.1	65.7	64.3	60.2	57.8					
Avg. Dist. to Rail [m]	5.1	0.6	0.4	1.4	1.4	1.2	2.2	1.8					
Avg. Stride Freq. [Hz]	2.4	2.4	2.4	2.4	2.4	2.3	2.3	2.3					
Avg. Stride Length [m]	6.1	7.3	7.4	7.5	7.4	7.3	7.0	6.8					



[] Ranking at each section and finish
- - - - No data available at this section
NA No data available



Horse/Jockey Name	Our Turn Now
Final Rank	2
Fastest Section Time (Section)	0:11.09 (800m)
Top Speed [km/h] (Section)	67.6 (600m)
Race State	Finished

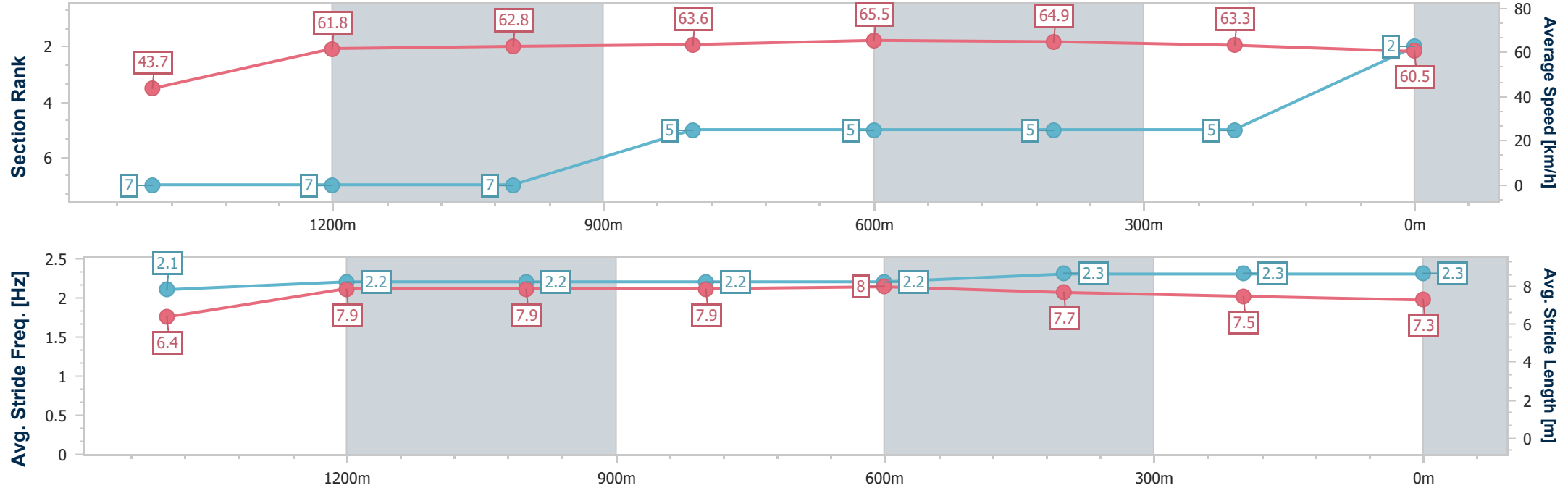


TownsvilleProfessional
Race 2: HYGAIN BENCHMARK 70 Handicap - 1609m

16 January 2026 - 11:55
Track Rating: Soft 6, Weather: Overcast, Rail Position: +4.5m
1000m-W/Post; +2m Remainder



Section	Overall	1400m	1200m	1000m	800m	600m	400m	200m					
Section Times	1:37.32 [2] (0:17.28)	1:20.04 [7] (0:11.52)	1:08.52 [7] (0:11.41)	0:57.11 [7] (0:11.20)	0:45.91 [5] (0:11.09)	0:34.82 [5] (0:11.34)	0:23.48 [5] (0:11.49)	0:11.99 [5] (0:11.99)					
Average Speed [km/h]	43.7	61.8	62.8	63.6	65.5	64.9	63.3	60.5					
Top Speed [km/h]	60.9	62.6	63.7	64.3	67.3	67.6	64.7	62.1					
Avg. Dist. to Rail [m]	6.7	4.5	3.0	2.0	1.4	4.4	7.3	8.9					
Avg. Stride Freq. [Hz]	2.1	2.2	2.2	2.2	2.2	2.3	2.3	2.3					
Avg. Stride Length [m]	6.4	7.9	7.9	7.9	8.0	7.7	7.5	7.3					



[] Ranking at each section and finish
-.-.- No data available at this section
NA No data available



Horse/Jockey Name	Prince Akeem
Final Rank	3
Fastest Section Time (Section)	0:11.10 (600m)
Top Speed [km/h] (Section)	68.7 (600m)
Race State	Finished

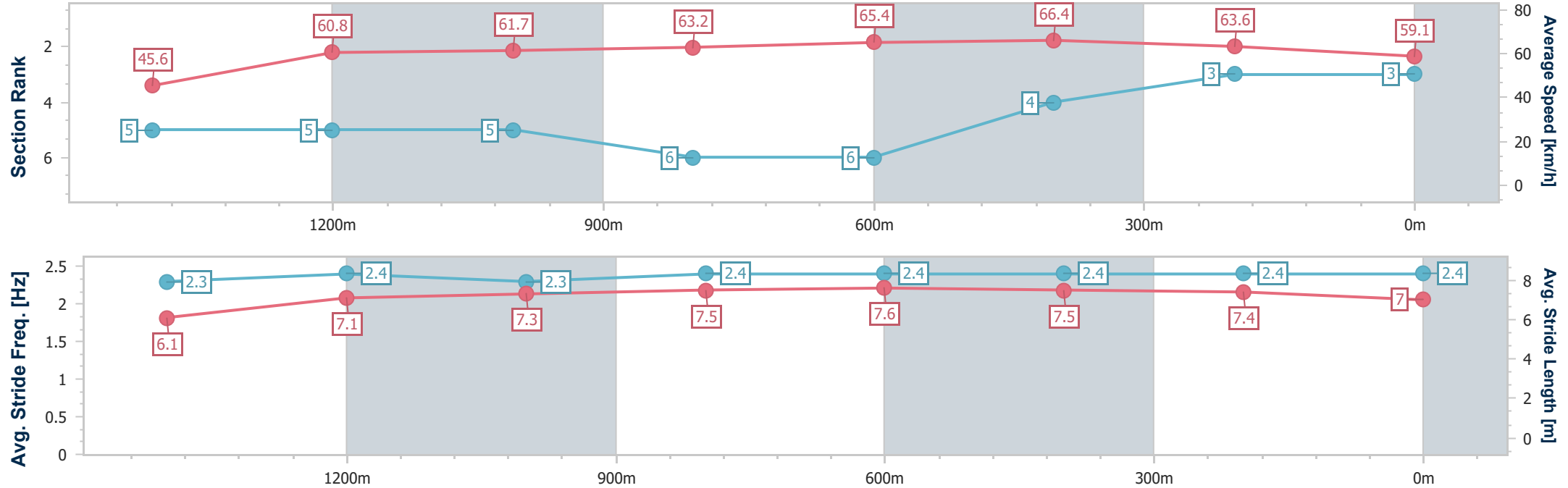


TownsvilleProfessional
Race 2: HYGAIN BENCHMARK 70 Handicap - 1609m

16 January 2026 - 11:55
Track Rating: Soft 6, Weather: Overcast, Rail Position: +4.5m
1000m-W/Post; +2m Remainder



Section	Overall	1400m	1200m	1000m	800m	600m	400m	200m					
Section Times	1:37.34 [3] (0:16.40)	1:20.94 [5] (0:11.84)	1:09.10 [5] (0:11.68)	0:57.42 [5] (0:11.50)	0:45.92 [6] (0:11.20)	0:34.72 [6] (0:11.10)	0:23.62 [4] (0:11.39)	0:12.23 [3] (0:12.23)					
Average Speed [km/h]	45.6	60.8	61.7	63.2	65.4	66.4	63.6	59.1					
Top Speed [km/h]	61.5	61.8	63.7	63.7	67.0	68.7	65.7	62.1					
Avg. Dist. to Rail [m]	3.5	1.2	0.9	2.2	4.2	4.5	3.2	5.5					
Avg. Stride Freq. [Hz]	2.3	2.4	2.3	2.4	2.4	2.4	2.4	2.4					
Avg. Stride Length [m]	6.1	7.1	7.3	7.5	7.6	7.5	7.4	7.0					



- [] Ranking at each section and finish
- .-.- No data available at this section
- NA No data available



Horse/Jockey Name	Moktaffy
Final Rank	4
Fastest Section Time (Section)	0:11.25 (600m)
Top Speed [km/h] (Section)	65.1 (600m)
Race State	Finished

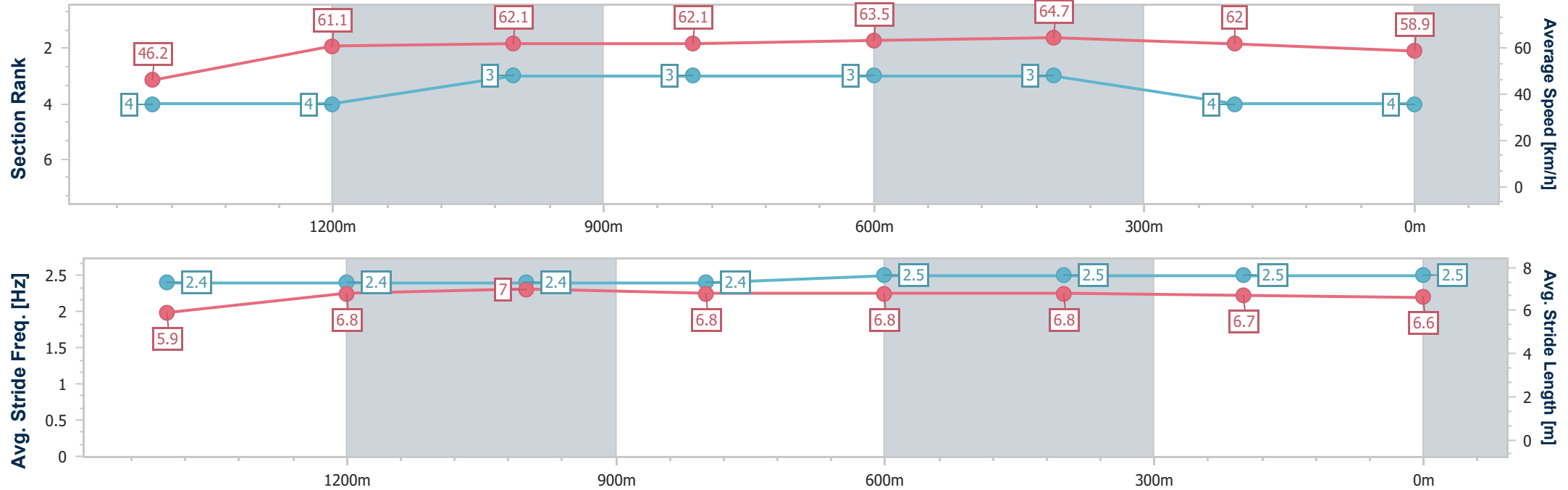


TownsvilleProfessional
Race 2: HYGAIN BENCHMARK 70 Handicap - 1609m

16 January 2026 - 11:55
Track Rating: Soft 6, Weather: Overcast, Rail Position: +4.5m
1000m-W/Post; +2m Remainder



Section	Overall	1400m	1200m	1000m	800m	600m	400m	200m					
Section Times	1:37.53 [4] (0:16.24)	1:21.29 [4] (0:11.71)	1:09.58 [4] (0:11.58)	0:58.00 [3] (0:11.48)	0:46.52 [3] (0:11.32)	0:35.20 [3] (0:11.25)	0:23.95 [3] (0:11.64)	0:12.31 [4] (0:12.31)					
Average Speed [km/h]	46.2	61.1	62.1	62.1	63.5	64.7	62.0	58.9					
Top Speed [km/h]	62.3	62.5	64.8	64.0	64.9	65.1	63.9	60.7					
Avg. Dist. to Rail [m]	3.0	1.1	1.4	1.8	0.5	2.0	2.0	2.0					
Avg. Stride Freq. [Hz]	2.4	2.4	2.4	2.4	2.5	2.5	2.5	2.5					
Avg. Stride Length [m]	5.9	6.8	7.0	6.8	6.8	6.8	6.7	6.6					



[] Ranking at each section and finish
- - - - No data available at this section
NA No data available



Horse/Jockey Name	Release Le Missile
Final Rank	5
Fastest Section Time (Section)	0:11.15 (600m)
Top Speed [km/h] (Section)	68.6 (600m)
Race State	Finished

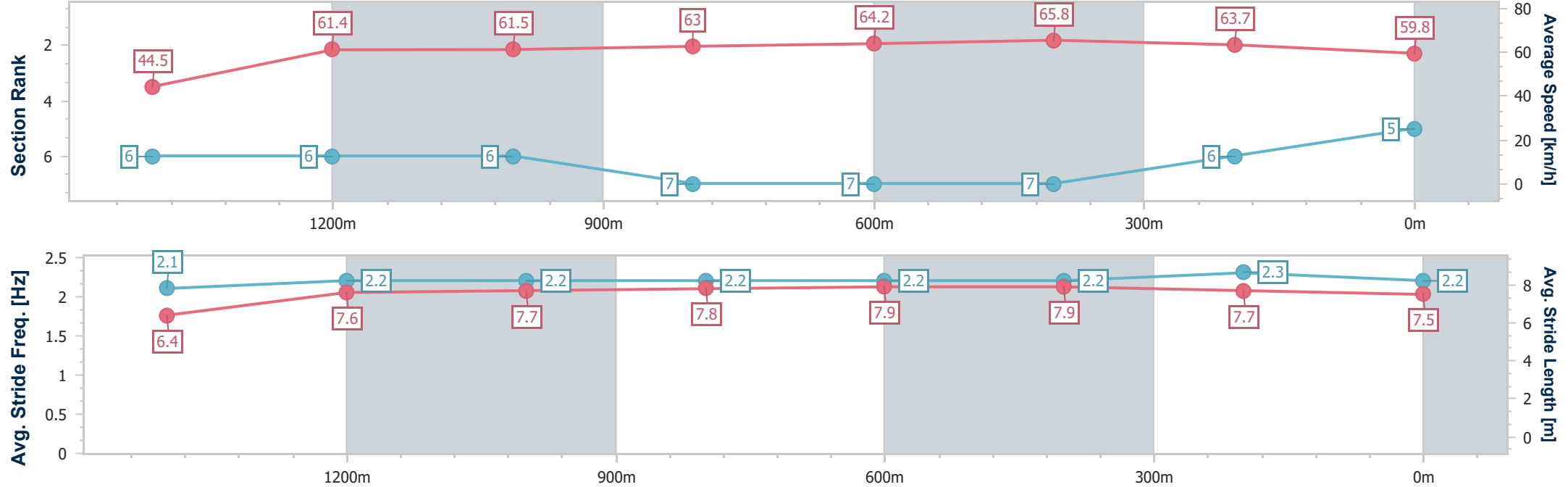


TownsvilleProfessional
Race 2: HYGAIN BENCHMARK 70 Handicap - 1609m

16 January 2026 - 11:55
Track Rating: Soft 6, Weather: Overcast, Rail Position: +4.5m
1000m-W/Post; +2m Remainder



Section	Overall	1400m	1200m	1000m	800m	600m	400m	200m					
Section Times	1:37.56 [5] (0:16.76)	1:20.80 [6] (0:11.65)	1:09.15 [6] (0:11.72)	0:57.43 [6] (0:11.53)	0:45.90 [7] (0:11.23)	0:34.67 [7] (0:11.15)	0:23.52 [7] (0:11.42)	0:12.10 [6] (0:12.10)					
Average Speed [km/h]	44.5	61.4	61.5	63.0	64.2	65.8	63.7	59.8					
Top Speed [km/h]	60.6	63.9	63.4	64.5	67.2	68.6	65.0	62.3					
Avg. Dist. to Rail [m]	3.8	1.5	1.0	2.1	0.5	3.6	6.2	4.8					
Avg. Stride Freq. [Hz]	2.1	2.2	2.2	2.2	2.2	2.2	2.3	2.2					
Avg. Stride Length [m]	6.4	7.6	7.7	7.8	7.9	7.9	7.7	7.5					





Horse/Jockey Name	The Driller
Final Rank	6
Fastest Section Time (Section)	0:11.27 (800m)
Top Speed [km/h] (Section)	66.1 (600m)
Race State	Finished

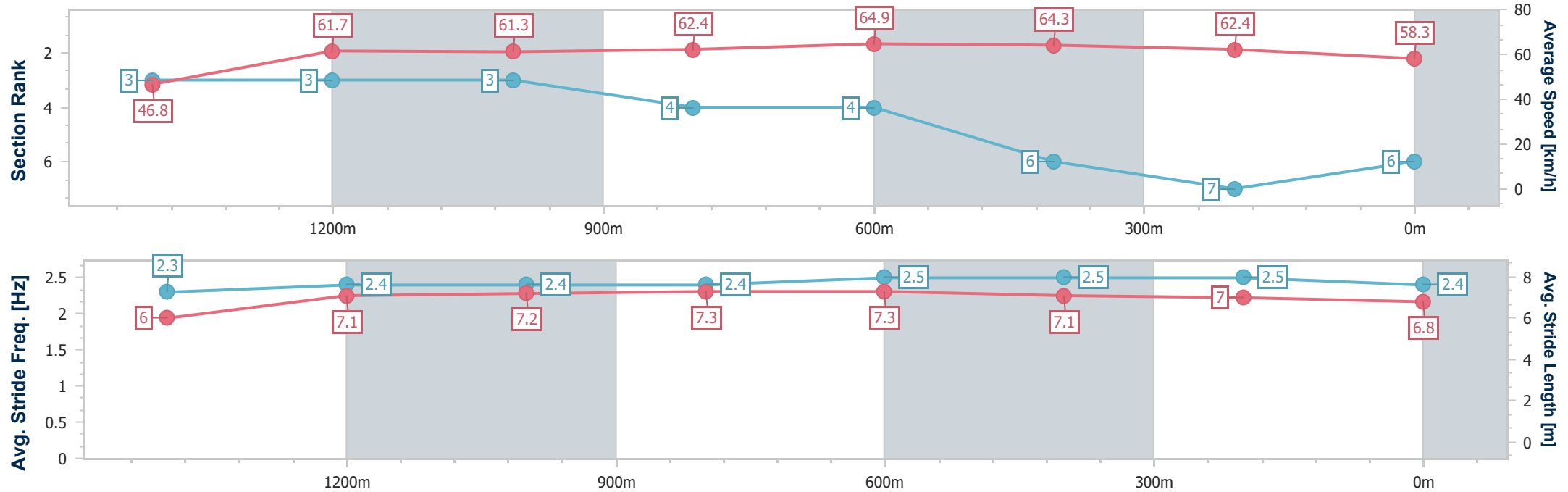


TownsvilleProfessional
Race 2: HYGAIN BENCHMARK 70 Handicap - 1609m

16 January 2026 - 11:55
Track Rating: Soft 6, Weather: Overcast, Rail Position: +4.5m
1000m-W/Post; +2m Remainder



Section	Overall	1400m	1200m	1000m	800m	600m	400m	200m					
Section Times	1:38.03 [6] (0:16.10)	1:21.93 [3] (0:11.69)	1:10.24 [3] (0:11.74)	0:58.50 [3] (0:11.65)	0:46.85 [4] (0:11.27)	0:35.58 [4] (0:11.51)	0:24.07 [6] (0:11.66)	0:12.41 [7] (0:12.41)					
Average Speed [km/h]	46.8	61.7	61.3	62.4	64.9	64.3	62.4	58.3					
Top Speed [km/h]	63.4	62.7	62.3	64.1	66.0	66.1	64.1	60.9					
Avg. Dist. to Rail [m]	3.5	2.1	2.1	1.9	3.3	5.8	5.3	4.8					
Avg. Stride Freq. [Hz]	2.3	2.4	2.4	2.4	2.5	2.5	2.5	2.4					
Avg. Stride Length [m]	6.0	7.1	7.2	7.3	7.3	7.1	7.0	6.8					



- [] Ranking at each section and finish
- .-.- No data available at this section
- NA No data available



Horse/Jockey Name	Sir Rocket
Final Rank	7
Fastest Section Time (Section)	0:10.97 (1400m)
Top Speed [km/h] (Section)	66.7 (1400m)
Race State	Finished

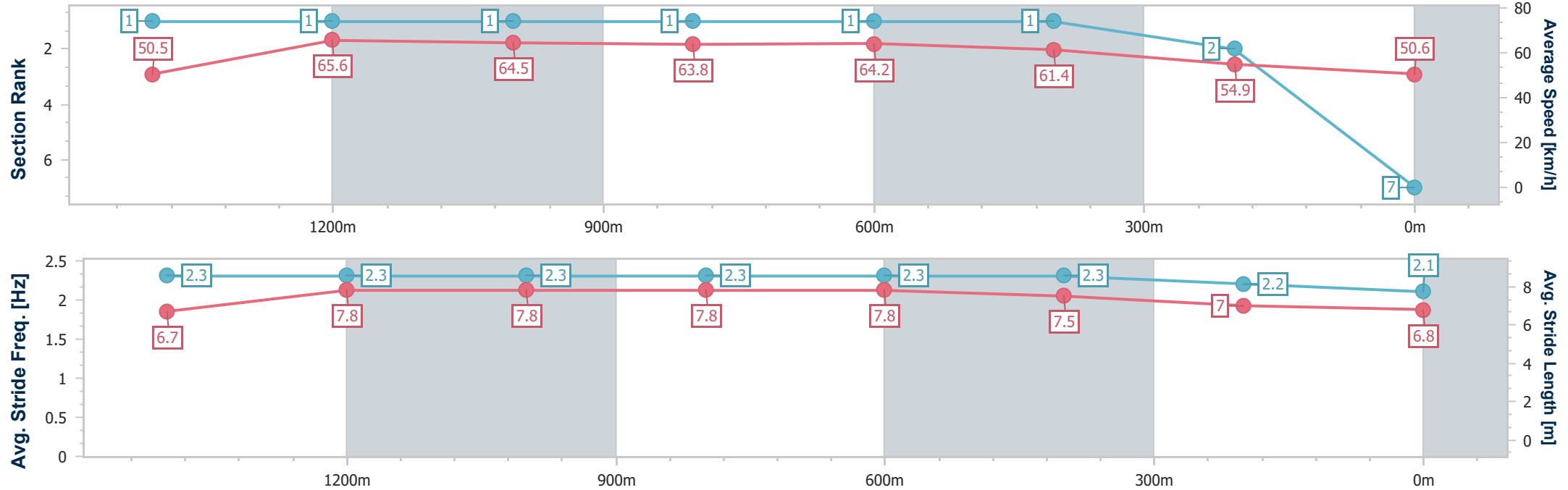


TownsvilleProfessional
Race 2: HYGAIN BENCHMARK 70 Handicap - 1609m

16 January 2026 - 11:55
Track Rating: Soft 6, Weather: Overcast, Rail Position: +4.5m
1000m-W/Post; +2m Remainder



Section	Overall	1400m	1200m	1000m	800m	600m	400m	200m					
Section Times	1:39.21 [7] (0:14.88)	1:24.33 [1] (0:10.97)	1:13.36 [1] (0:11.15)	1:02.21 [1] (0:11.30)	0:50.91 [1] (0:11.35)	0:39.56 [1] (0:11.97)	0:27.59 [1] (0:13.23)	0:14.36 [2] (0:14.36)					
Average Speed [km/h]	50.5	65.6	64.5	63.8	64.2	61.4	54.9	50.6					
Top Speed [km/h]	66.6	66.7	65.2	64.6	64.8	63.4	58.7	52.8					
Avg. Dist. to Rail [m]	2.3	0.9	0.7	1.5	3.0	4.1	3.8	1.0					
Avg. Stride Freq. [Hz]	2.3	2.3	2.3	2.3	2.3	2.3	2.2	2.1					
Avg. Stride Length [m]	6.7	7.8	7.8	7.8	7.8	7.5	7.0	6.8					



[] Ranking at each section and finish
- - - - - No data available at this section
NA No data available



Townsville Professional

Race 3: LADBROKES ODDS SURGE Maiden Plate - 1200m

16 January 2026 - 12:29



Track Rating: Soft 6, Weather: Overcast, Rail Position: +4.5m 1000m-W/Post; +2m Remainder

Section						Overall	1000m	800m	600m	400m	200m	Last 600m	
Field Times						1:11.23 (0:14.57)	0:56.66 (0:10.68)	0:45.98 (0:11.16)	0:34.82 (0:11.49)	0:23.33 (0:11.42)	0:11.91 (0:11.91)	0:34.82	
Rank	TAB	Horse/Jockey	Barrier	Top Speed [km/h]	Fastest Section							Margin	Distance Travelled [m]
1	11	SHE'S A SWEET STAR	11	70.8	0:10.68	1:11.23 [1]	0:56.66 [1]	0:45.98 [1]	0:34.82 [1]	0:23.31 [2]	0:11.91 [1]	1:11.23	0:34.82
		Ashvin Goindasamy		Overall	1000m	(0:14.57)	(0:10.68)	(0:11.16)	(0:11.51)	(0:11.40)	(0:11.91)		
2	1	NIVEN	4	67.4	0:10.79	1:11.84 [2]	0:56.75 [7]	0:45.96 [8]	0:35.01 [6]	0:23.44 [7]	0:12.04 [3]	3.59L	0:35.01 +4
		Ryan Wiggins		1000m	1000m	(0:15.09)	(0:10.79)	(0:10.95)	(0:11.57)	(0:11.40)	(0:12.04)		
3	8	ROCK ON ANGEL	5	67.8	0:10.73	1:11.98 [3]	0:57.23 [3]	0:46.50 [3]	0:35.28 [3]	0:23.78 [4]	0:12.35 [2]	4.38L	0:35.28 -3
		Fiona Sandkuhl		1000m	1000m	(0:14.75)	(0:10.73)	(0:11.22)	(0:11.50)	(0:11.43)	(0:12.35)		
4	5	MR SUGAR DADDY	6	69.1	0:10.80	1:12.13 [4]	0:57.25 [6]	0:46.45 [5]	0:35.35 [5]	0:23.93 [5]	0:11.99 [7]	5.29L	0:35.35 -4
		Micheal McDonald		1000m	1000m	(0:14.88)	(0:10.80)	(0:11.10)	(0:11.42)	(0:11.94)	(0:11.99)		
5	4	MISS THE MUSIC	2	68.0	0:10.81	1:12.36 [5]	0:57.49 [5]	0:46.68 [6]	0:35.48 [8]	0:24.04 [6]	0:12.45 [5]	6.65L	0:35.48 -4
		Lacey Morrison		1000m	1000m	(0:14.87)	(0:10.81)	(0:11.20)	(0:11.44)	(0:11.59)	(0:12.45)		
6	9	VOLARE	10	66.7	0:10.78	1:12.46 [6]	0:57.15 [9]	0:46.37 [9]	0:35.27 [9]	0:23.94 [8]	0:12.23 [9]	7.19L	0:35.27 -4
		Graham Kliese		1000m	1000m	(0:15.31)	(0:10.78)	(0:11.10)	(0:11.33)	(0:11.71)	(0:12.23)		
7	3	TAKE A DIVE	1	67.3	0:10.59	1:12.49 [7]	0:57.32 [8]	0:46.73 [7]	0:35.62 [7]	0:23.89 [9]	0:12.35 [8]	7.41L	0:35.62 -6
		Ivo Fry		1000m	1000m	(0:15.17)	(0:10.59)	(0:11.11)	(0:11.73)	(0:11.54)	(0:12.35)		
8	7	MIDDLE CHILD	9	68.3	0:10.79	1:12.57 [8]	0:57.81 [4]	0:47.02 [4]	0:35.82 [4]	0:24.67 [1]	0:12.69 [4]	7.85L	0:35.82 -3
		Sean Cormack		1000m	1000m	(0:14.76)	(0:10.79)	(0:11.20)	(0:11.15)	(0:11.98)	(0:12.69)		
9	6	CALAMARIS	8	68.2	0:10.80	1:13.12 [9]	0:57.49 [11]	0:46.53 [11]	0:35.73 [11]	0:24.28 [11]	0:12.60 [11]	11.09L	0:35.73 -1
		Tasha Chambers		800m	800m	(0:15.63)	(0:10.96)	(0:10.80)	(0:11.45)	(0:11.68)	(0:12.60)		
10	2	SMOKIN REELS	3	66.4	0:10.95	1:13.43 [10]	0:58.09 [10]	0:47.14 [10]	0:36.17 [10]	0:24.74 [10]	0:13.02 [10]	12.91L	0:36.17 +0
		Jackson Murphy		800m	1000m	(0:15.34)	(0:10.95)	(0:10.97)	(0:11.43)	(0:11.72)	(0:13.02)		



Townsville Professional

Race 3: LADBROKES ODDS SURGE Maiden Plate - 1200m

16 January 2026 - 12:29



Track Rating: Soft 6, Weather: Overcast, Rail Position: +4.5m 1000m-W/Post; +2m Remainder

Section					Overall	1000m	800m	600m	400m	200m	Last 600m			
Field Times					1:11.23 (0:14.57)	0:56.66 (0:10.68)	0:45.98 (0:11.16)	0:34.82 (0:11.49)	0:23.33 (0:11.42)	0:11.91 (0:11.91)	0:34.82			
Rank	TAB	Horse/Jockey	Barrier	Top Speed [km/h]	Fastest Section						Margin	Distance Travelled [m]		
11	10	CONFISERIE	7	68.6	0:10.81	1:13.60 [11]	0:59.00 [2]	0:48.19 [2]	0:37.05 [2]	0:25.66 [3]	0:13.55 [6]	13.91L	0:37.05	-4
		Wanderson D'Avila		1000m	1000m	(0:14.60)	(0:10.81)	(0:11.14)	(0:11.39)	(0:12.11)	(0:13.55)			



Horse/Jockey Name	She's A Sweet Star
Final Rank	1
Fastest Section Time (Section)	0:10.68 (1000m)
Top Speed [km/h] (Section)	70.8 (Overall)
Race State	Finished



TownsvilleProfessional

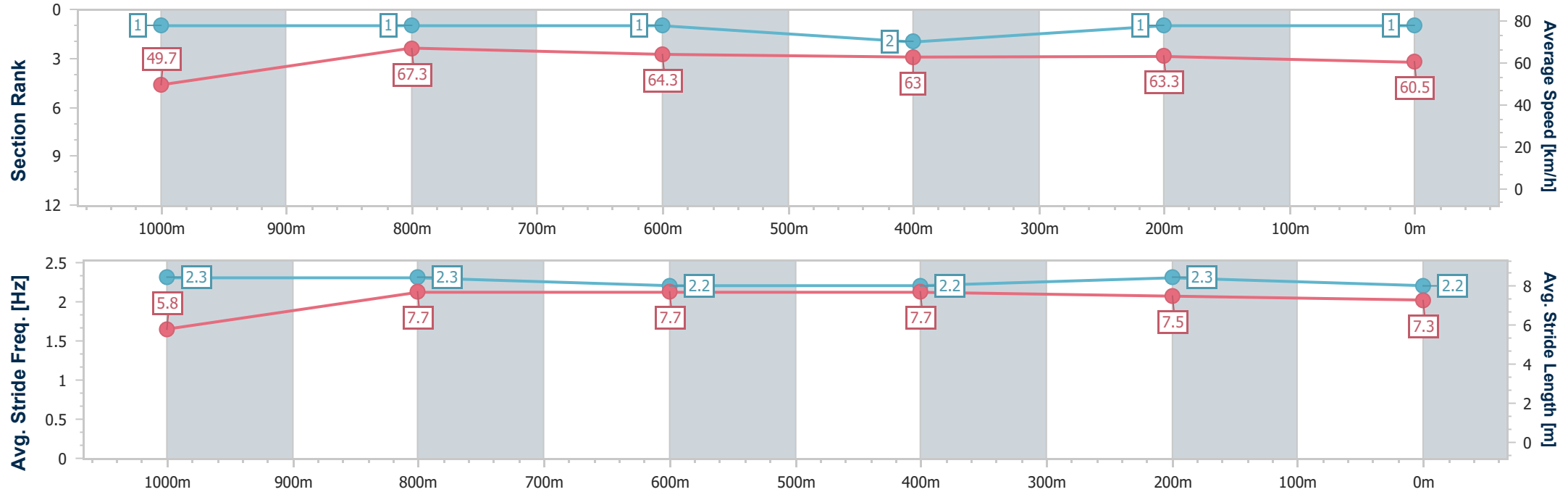
Race 3: LADBROKES ODDS SURGE Maiden Plate - 1200m

16 January 2026 - 12:29

Track Rating: Soft 6, Weather: Overcast, Rail Position: +4.5m
1000m-W/Post; +2m Remainder



Section	Overall	1000m	800m	600m	400m	200m							
Section Times	1:11.23 [1] (0:14.57)	0:56.66 [1] (0:10.68)	0:45.98 [1] (0:11.16)	0:34.82 [1] (0:11.51)	0:23.31 [2] (0:11.40)	0:11.91 [1] (0:11.91)							
Average Speed [km/h]	49.7	67.3	64.3	63.0	63.3	60.5							
Top Speed [km/h]	70.8	69.5	65.3	64.2	64.7	63.0							
Avg. Dist. to Rail [m]	13.0	0.4	0.9	1.3	2.5	1.8							
Avg. Stride Freq. [Hz]	2.3	2.3	2.2	2.2	2.3	2.2							
Avg. Stride Length [m]	5.8	7.7	7.7	7.7	7.5	7.3							





Horse/Jockey Name	Niven
Final Rank	2
Fastest Section Time (Section)	0:10.79 (1000m)
Top Speed [km/h] (Section)	67.4 (1000m)
Race State	Finished



TownsvilleProfessional

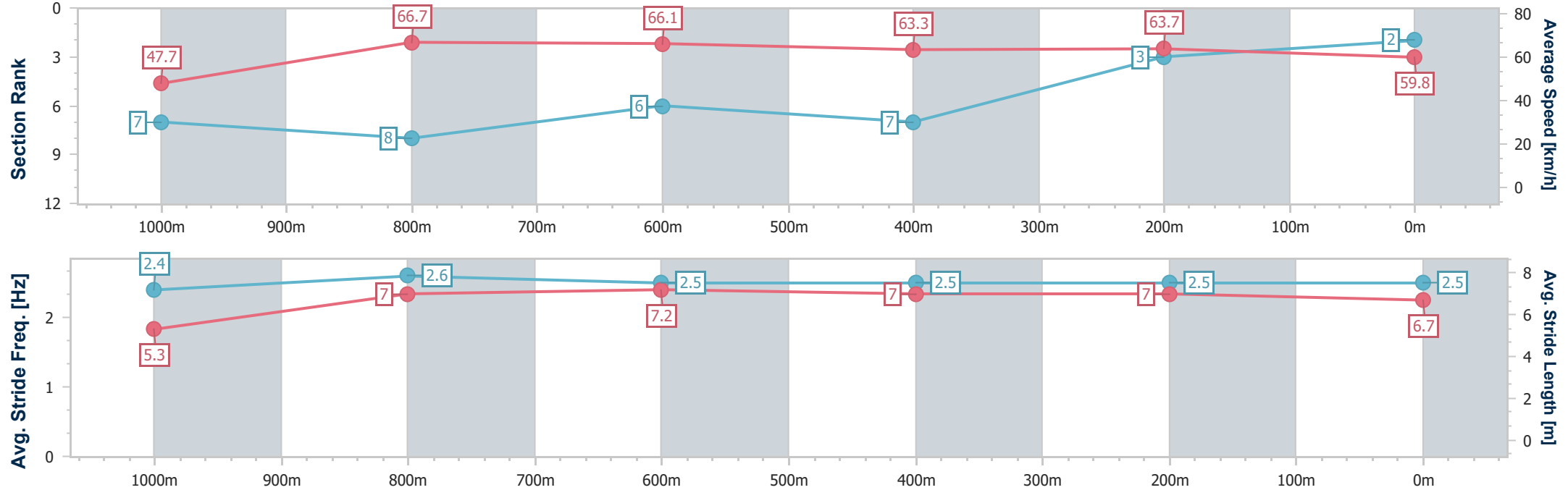
Race 3: LADBROKES ODDS SURGE Maiden Plate - 1200m

16 January 2026 - 12:29

Track Rating: Soft 6, Weather: Overcast, Rail Position: +4.5m
1000m-W/Post; +2m Remainder



Section	Overall	1000m	800m	600m	400m	200m								
Section Times	1:11.84 [2] (0:15.09)	0:56.75 [7] (0:10.79)	0:45.96 [8] (0:10.95)	0:35.01 [6] (0:11.57)	0:23.44 [7] (0:11.40)	0:12.04 [3] (0:12.04)								
Average Speed [km/h]	47.7	66.7	66.1	63.3	63.7	59.8								
Top Speed [km/h]	65.8	67.4	67.1	65.3	64.9	62.4								
Avg. Dist. to Rail [m]	4.8	1.3	1.5	3.2	5.9	5.1								
Avg. Stride Freq. [Hz]	2.4	2.6	2.5	2.5	2.5	2.5								
Avg. Stride Length [m]	5.3	7.0	7.2	7.0	7.0	6.7								





Horse/Jockey Name	Rock On Angel
Final Rank	3
Fastest Section Time (Section)	0:10.73 (1000m)
Top Speed [km/h] (Section)	67.8 (1000m)
Race State	Finished



TownsvilleProfessional

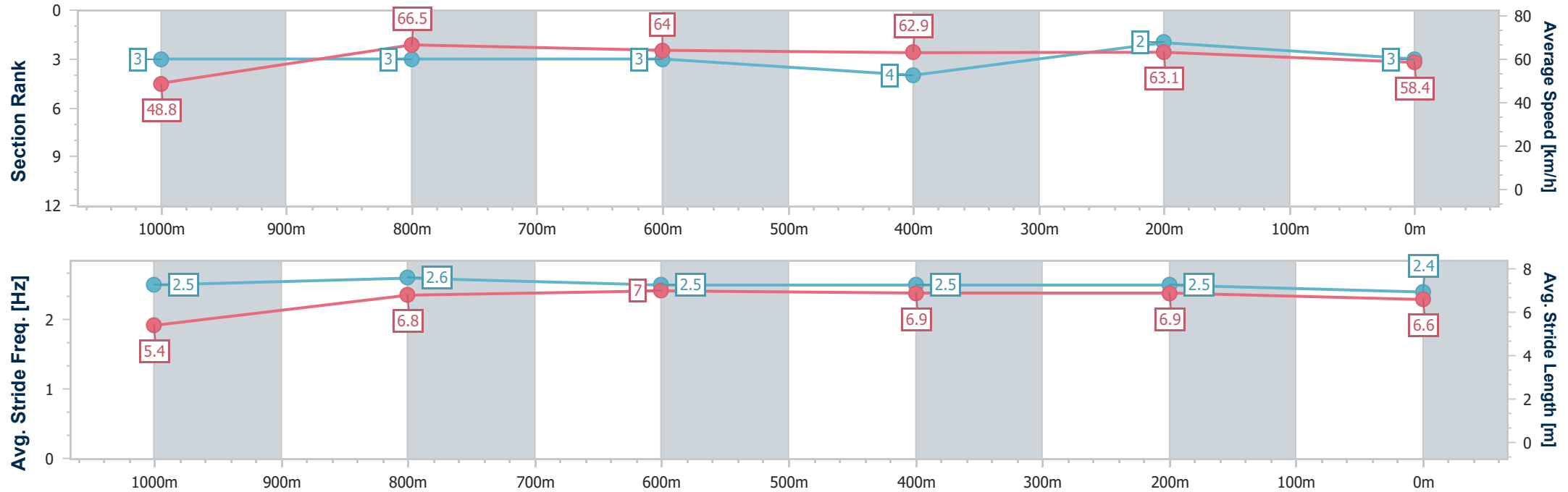
Race 3: LADBROKES ODDS SURGE Maiden Plate - 1200m

16 January 2026 - 12:29

Track Rating: Soft 6, Weather: Overcast, Rail Position: +4.5m
1000m-W/Post; +2m Remainder



Section	Overall	1000m	800m	600m	400m	200m								
Section Times	1:11.98 [3] (0:14.75)	0:57.23 [3] (0:10.73)	0:46.50 [3] (0:11.22)	0:35.28 [3] (0:11.50)	0:23.78 [4] (0:11.43)	0:12.35 [2] (0:12.35)								
Average Speed [km/h]	48.8	66.5	64.0	62.9	63.1	58.4								
Top Speed [km/h]	66.9	67.8	65.3	63.6	63.7	62.2								
Avg. Dist. to Rail [m]	5.7	1.8	0.4	0.9	2.3	3.7								
Avg. Stride Freq. [Hz]	2.5	2.6	2.5	2.5	2.5	2.4								
Avg. Stride Length [m]	5.4	6.8	7.0	6.9	6.9	6.6								



[] Ranking at each section and finish
-.-.- No data available at this section
NA No data available



Horse/Jockey Name	Mr Sugar Daddy
Final Rank	4
Fastest Section Time (Section)	0:10.80 (1000m)
Top Speed [km/h] (Section)	69.1 (1000m)
Race State	Finished



TownsvilleProfessional

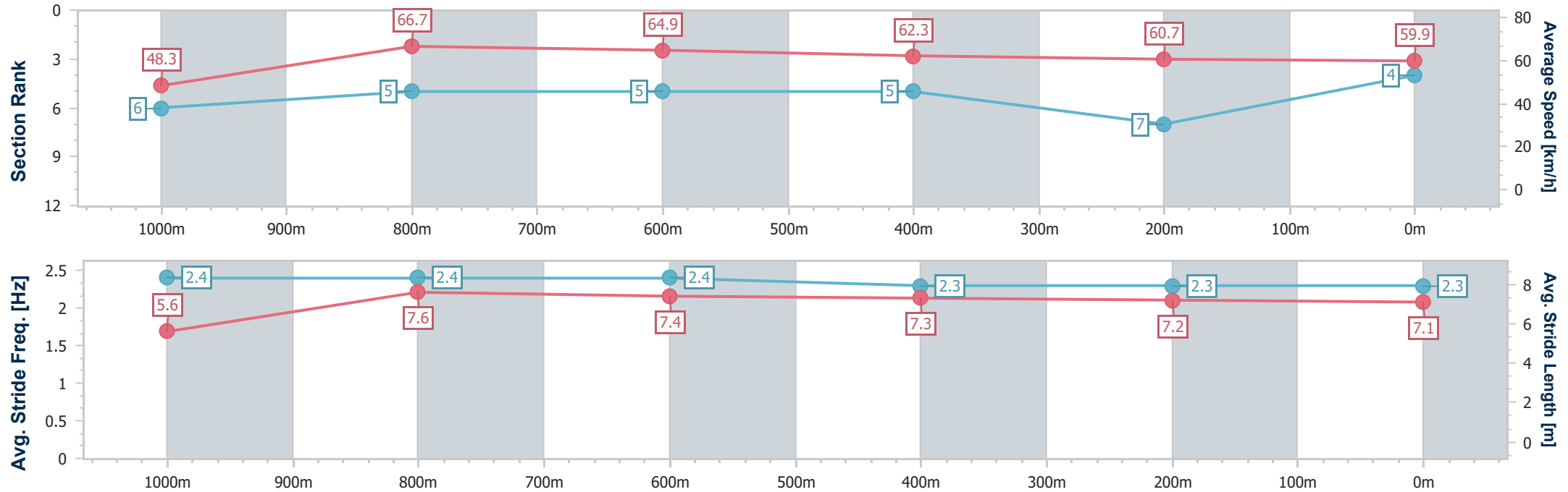
Race 3: LADBROKES ODDS SURGE Maiden Plate - 1200m

16 January 2026 - 12:29

Track Rating: Soft 6, Weather: Overcast, Rail Position: +4.5m
1000m-W/Post; +2m Remainder



Section	Overall	1000m	800m	600m	400m	200m								
Section Times	1:12.13 [4] (0:14.88)	0:57.25 [6] (0:10.80)	0:46.45 [5] (0:11.10)	0:35.35 [5] (0:11.42)	0:23.93 [5] (0:11.94)	0:11.99 [7] (0:11.99)								
Average Speed [km/h]	48.3	66.7	64.9	62.3	60.7	59.9								
Top Speed [km/h]	67.7	69.1	66.7	63.7	63.3	61.3								
Avg. Dist. to Rail [m]	5.7	1.5	1.3	2.8	4.6	4.7								
Avg. Stride Freq. [Hz]	2.4	2.4	2.4	2.3	2.3	2.3								
Avg. Stride Length [m]	5.6	7.6	7.4	7.3	7.2	7.1								





Horse/Jockey Name	Miss The Music
Final Rank	5
Fastest Section Time (Section)	0:10.81 (1000m)
Top Speed [km/h] (Section)	68.0 (1000m)
Race State	Finished



TownsvilleProfessional

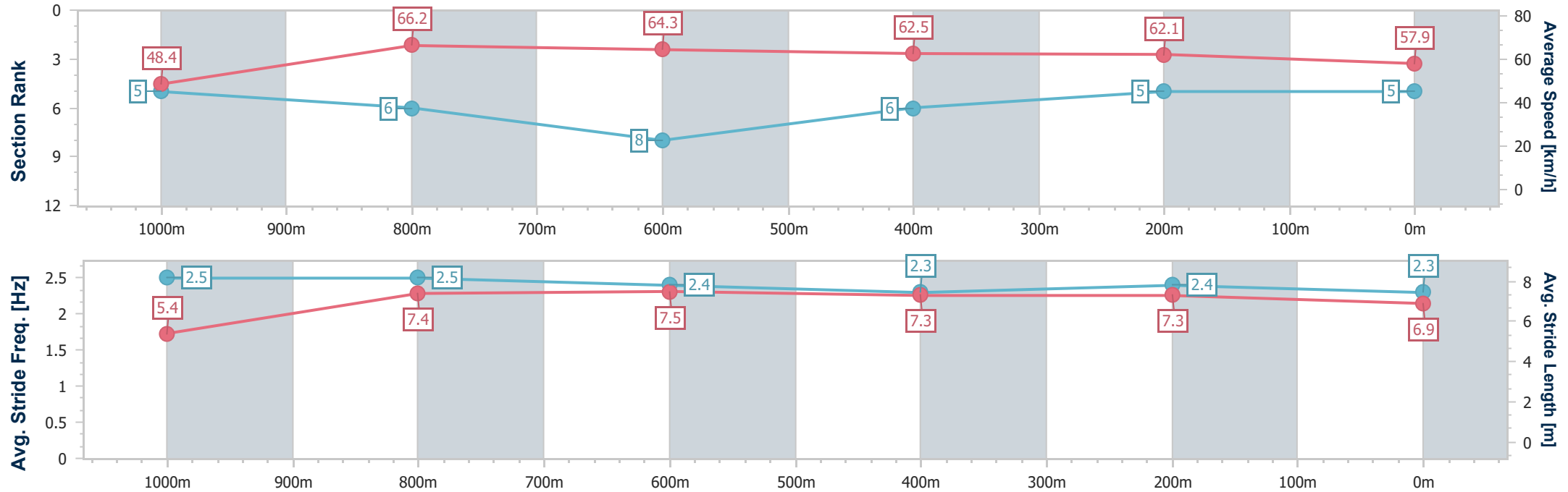
Race 3: LADBROKES ODDS SURGE Maiden Plate - 1200m

16 January 2026 - 12:29

Track Rating: Soft 6, Weather: Overcast, Rail Position: +4.5m
1000m-W/Post; +2m Remainder



Section	Overall	1000m	800m	600m	400m	200m								
Section Times	1:12.36 [5] (0:14.87)	0:57.49 [5] (0:10.81)	0:46.68 [6] (0:11.20)	0:35.48 [8] (0:11.44)	0:24.04 [6] (0:11.59)	0:12.45 [5] (0:12.45)								
Average Speed [km/h]	48.4	66.2	64.3	62.5	62.1	57.9								
Top Speed [km/h]	67.3	68.0	65.5	64.4	63.7	61.2								
Avg. Dist. to Rail [m]	5.5	0.9	0.4	1.5	1.1	0.5								
Avg. Stride Freq. [Hz]	2.5	2.5	2.4	2.3	2.4	2.3								
Avg. Stride Length [m]	5.4	7.4	7.5	7.3	7.3	6.9								





Horse/Jockey Name	Volare
Final Rank	6
Fastest Section Time (Section)	0:10.78 (1000m)
Top Speed [km/h] (Section)	66.7 (1000m)
Race State	Finished



TownsvilleProfessional

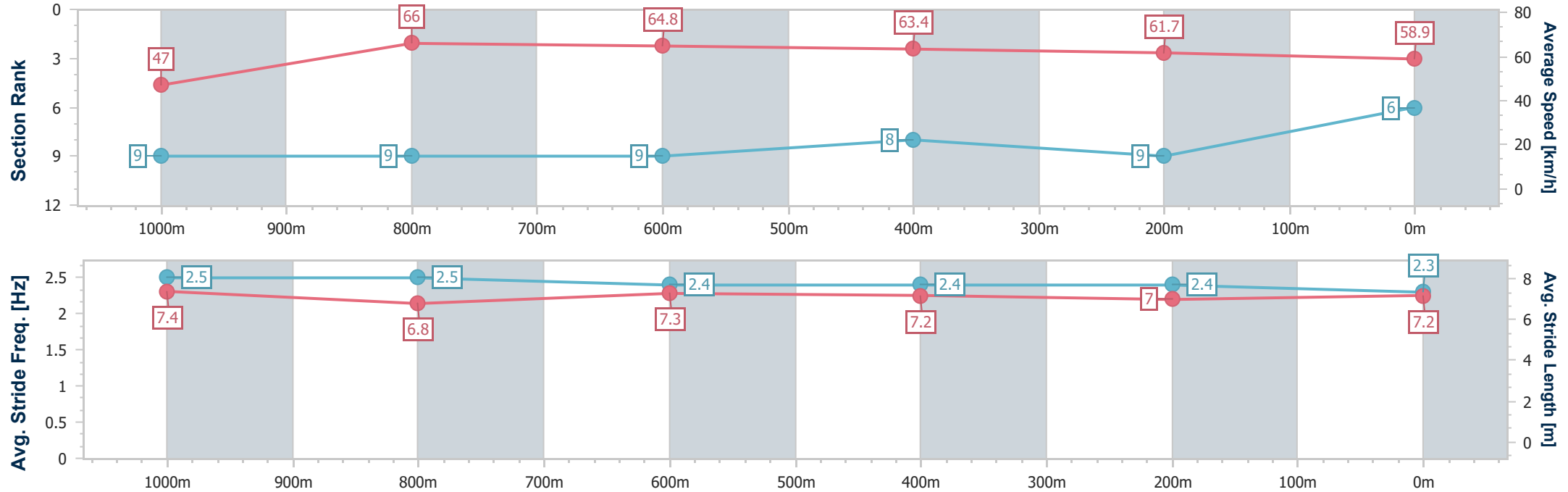
Race 3: LADBROKES ODDS SURGE Maiden Plate - 1200m

16 January 2026 - 12:29

Track Rating: Soft 6, Weather: Overcast, Rail Position: +4.5m
1000m-W/Post; +2m Remainder



Section	Overall	1000m	800m	600m	400m	200m								
Section Times	1:12.46 [6] (0:15.31)	0:57.15 [9] (0:10.78)	0:46.37 [9] (0:11.10)	0:35.27 [9] (0:11.33)	0:23.94 [8] (0:11.71)	0:12.23 [9] (0:12.23)								
Average Speed [km/h]	47.0	66.0	64.8	63.4	61.7	58.9								
Top Speed [km/h]	66.0	66.7	66.5	66.1	62.9	62.0								
Avg. Dist. to Rail [m]	7.0	2.2	0.3	1.1	4.0	5.7								
Avg. Stride Freq. [Hz]	2.5	2.5	2.4	2.4	2.4	2.3								
Avg. Stride Length [m]	7.4	6.8	7.3	7.2	7.0	7.2								





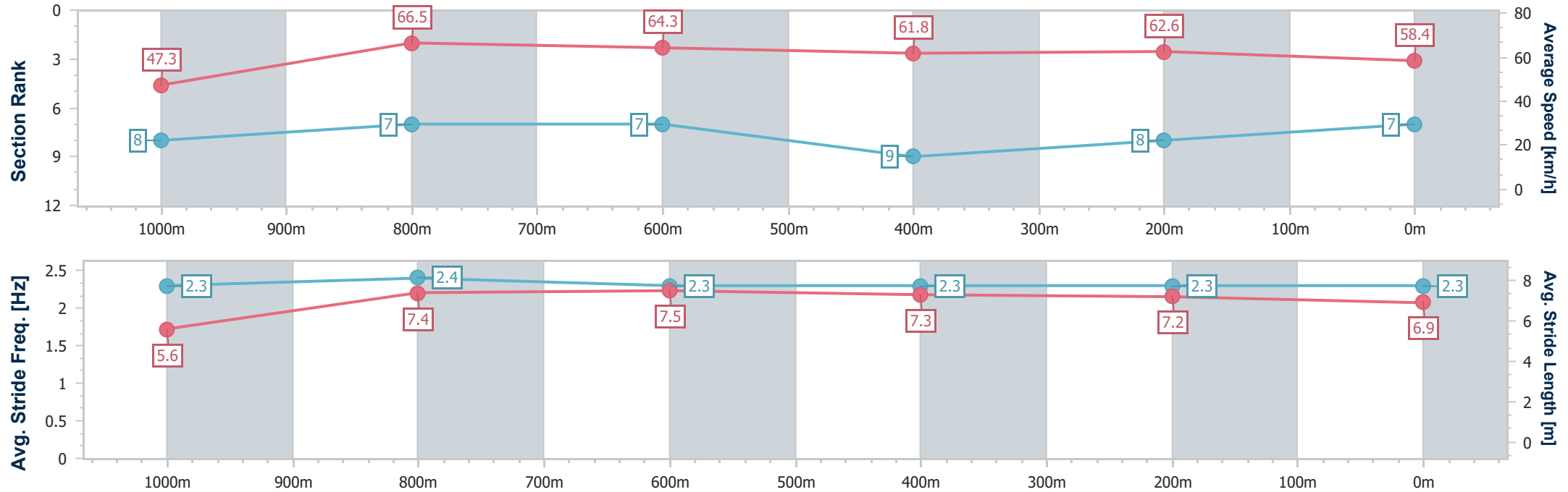
Horse/Jockey Name	Take A Dive
Final Rank	7
Fastest Section Time (Section)	0:10.59 (1000m)
Top Speed [km/h] (Section)	67.3 (1000m)
Race State	Finished



TownsvilleProfessional
Race 3: LADBROKES ODDS SURGE Maiden Plate - 1200m
16 January 2026 - 12:29
Track Rating: Soft 6, Weather: Overcast, Rail Position: +4.5m
1000m-W/Post; +2m Remainder



Section	Overall	1000m	800m	600m	400m	200m							
Section Times	1:12.49 [7] (0:15.17)	0:57.32 [8] (0:10.59)	0:46.73 [7] (0:11.11)	0:35.62 [7] (0:11.73)	0:23.89 [9] (0:11.54)	0:12.35 [8] (0:12.35)							
Average Speed [km/h]	47.3	66.5	64.3	61.8	62.6	58.4							
Top Speed [km/h]	66.8	67.3	66.4	63.7	63.4	61.1							
Avg. Dist. to Rail [m]	5.5	4.1	1.8	1.3	3.5	3.1							
Avg. Stride Freq. [Hz]	2.3	2.4	2.3	2.3	2.3	2.3							
Avg. Stride Length [m]	5.6	7.4	7.5	7.3	7.2	6.9							





Horse/Jockey Name	Middle Child
Final Rank	8
Fastest Section Time (Section)	0:10.79 (1000m)
Top Speed [km/h] (Section)	68.3 (1000m)
Race State	Finished



TownsvilleProfessional

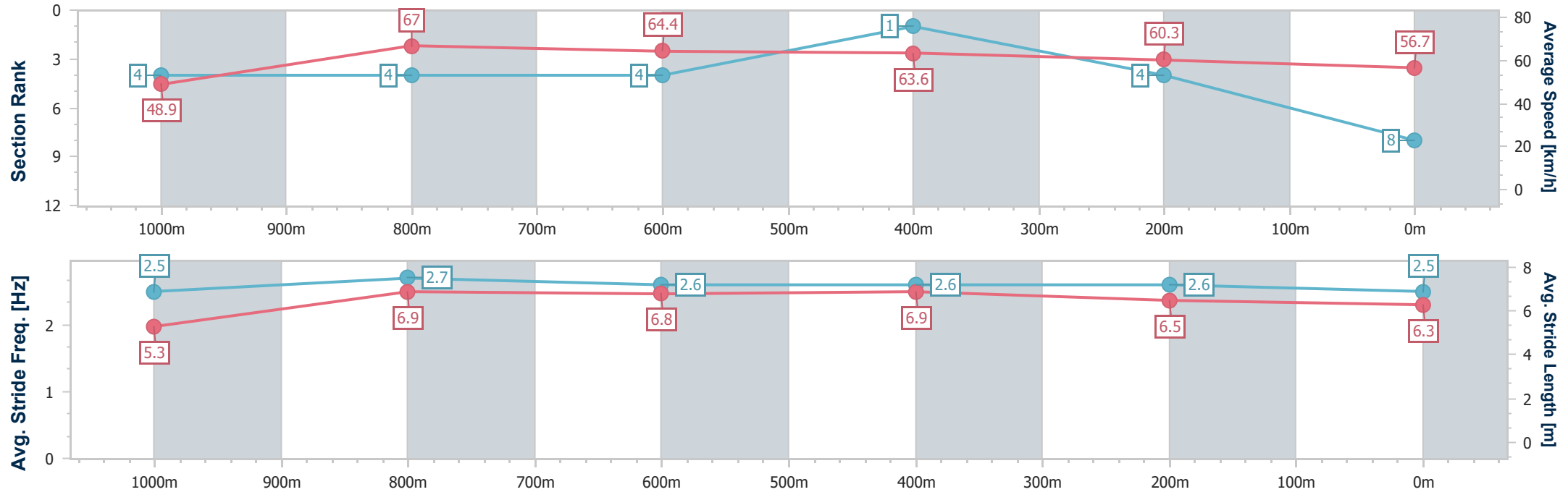
Race 3: LADBROKES ODDS SURGE Maiden Plate - 1200m

16 January 2026 - 12:29

Track Rating: Soft 6, Weather: Overcast, Rail Position: +4.5m
1000m-W/Post; +2m Remainder



Section	Overall	1000m	800m	600m	400m	200m								
Section Times	1:12.57 [8] (0:14.76)	0:57.81 [4] (0:10.79)	0:47.02 [4] (0:11.20)	0:35.82 [4] (0:11.15)	0:24.67 [1] (0:11.98)	0:12.69 [4] (0:12.69)								
Average Speed [km/h]	48.9	67.0	64.4	63.6	60.3	56.7								
Top Speed [km/h]	67.6	68.3	66.3	64.9	62.4	60.6								
Avg. Dist. to Rail [m]	8.5	1.3	1.8	2.9	2.5	1.5								
Avg. Stride Freq. [Hz]	2.5	2.7	2.6	2.6	2.6	2.5								
Avg. Stride Length [m]	5.3	6.9	6.8	6.9	6.5	6.3								





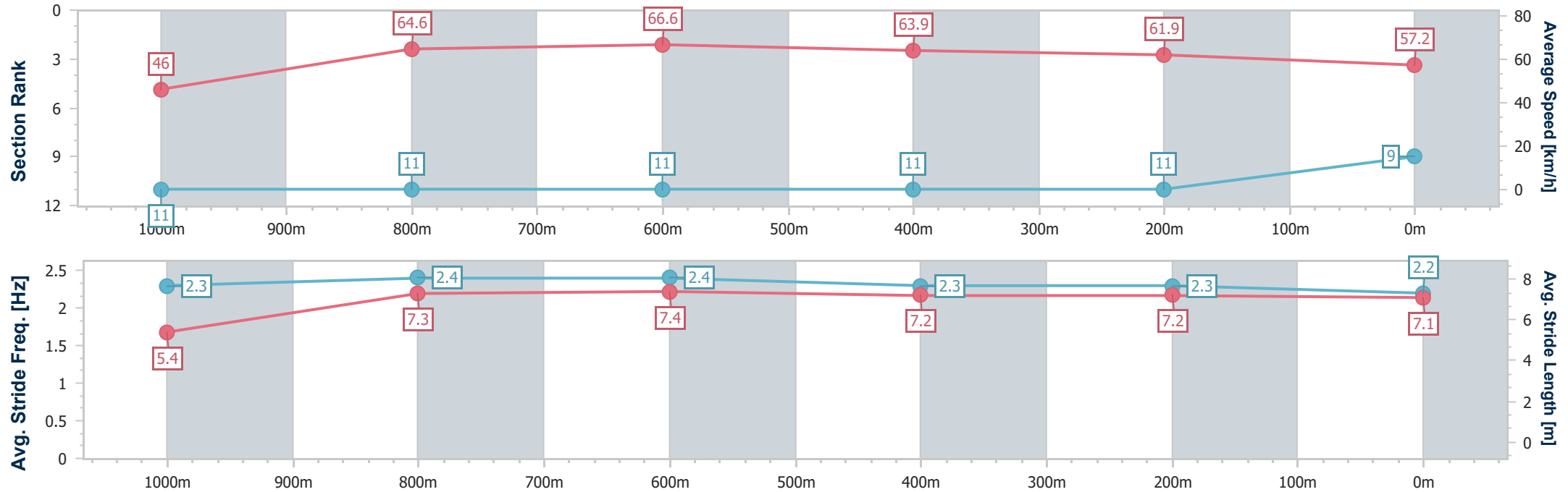
Horse/Jockey Name	Calamaris
Final Rank	9
Fastest Section Time (Section)	0:10.80 (800m)
Top Speed [km/h] (Section)	68.2 (800m)
Race State	Finished



TownsvilleProfessional
Race 3: LADBROKES ODDS SURGE Maiden Plate - 1200m
16 January 2026 - 12:29
Track Rating: Soft 6, Weather: Overcast, Rail Position: +4.5m
1000m-W/Post; +2m Remainder



Section	Overall	1000m	800m	600m	400m	200m							
Section Times	1:13.12 [9] (0:15.63)	0:57.49 [11] (0:10.96)	0:46.53 [11] (0:10.80)	0:35.73 [11] (0:11.45)	0:24.28 [11] (0:11.68)	0:12.60 [11] (0:12.60)							
Average Speed [km/h]	46.0	64.6	66.6	63.9	61.9	57.2							
Top Speed [km/h]	64.1	67.9	68.2	64.6	63.2	60.4							
Avg. Dist. to Rail [m]	6.9	3.7	1.3	3.0	3.4	1.3							
Avg. Stride Freq. [Hz]	2.3	2.4	2.4	2.3	2.3	2.2							
Avg. Stride Length [m]	5.4	7.3	7.4	7.2	7.2	7.1							





Horse/Jockey Name	Smokin Reels
Final Rank	10
Fastest Section Time (Section)	0:10.95 (1000m)
Top Speed [km/h] (Section)	66.4 (800m)
Race State	Finished



TownsvilleProfessional

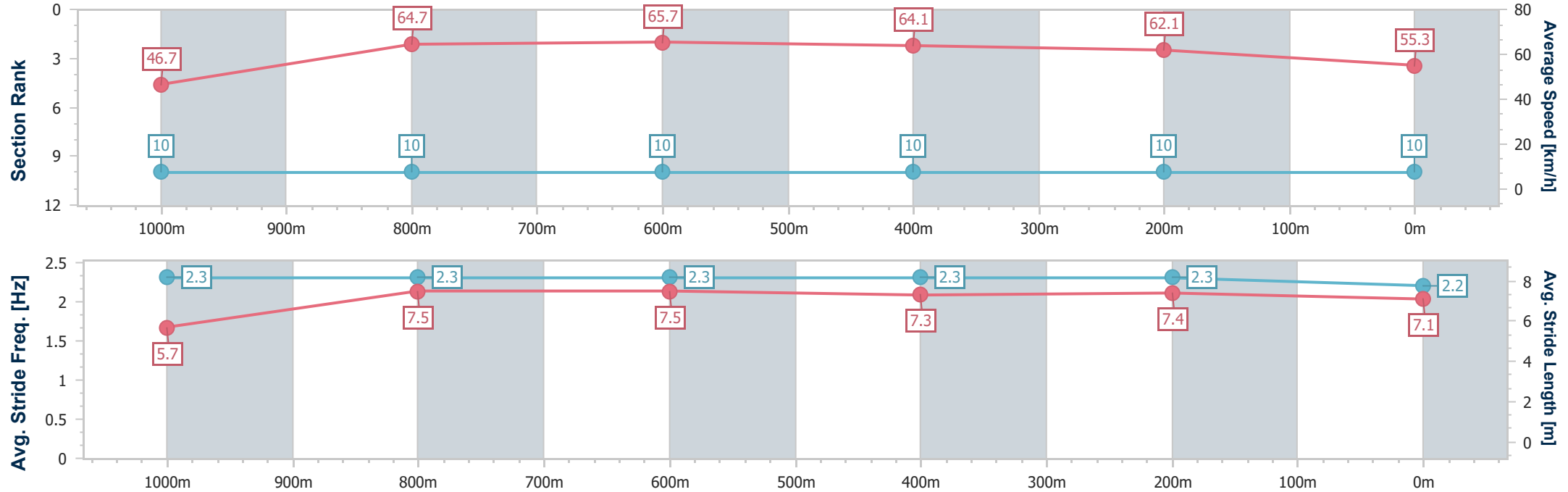
Race 3: LADBROKES ODDS SURGE Maiden Plate - 1200m

16 January 2026 - 12:29

Track Rating: Soft 6, Weather: Overcast, Rail Position: +4.5m
1000m-W/Post; +2m Remainder



Section	Overall	1000m	800m	600m	400m	200m								
Section Times	1:13.43 [10] (0:15.34)	0:58.09 [10] (0:10.95)	0:47.14 [10] (0:10.97)	0:36.17 [10] (0:11.43)	0:24.74 [10] (0:11.72)	0:13.02 [10] (0:13.02)								
Average Speed [km/h]	46.7	64.7	65.7	64.1	62.1	55.3								
Top Speed [km/h]	65.8	66.3	66.4	66.2	63.9	60.4								
Avg. Dist. to Rail [m]	5.0	3.5	1.0	4.0	6.8	7.3								
Avg. Stride Freq. [Hz]	2.3	2.3	2.3	2.3	2.3	2.2								
Avg. Stride Length [m]	5.7	7.5	7.5	7.3	7.4	7.1								





Horse/Jockey Name	Confiserie
Final Rank	11
Fastest Section Time (Section)	0:10.81 (1000m)
Top Speed [km/h] (Section)	68.6 (1000m)
Race State	Finished



TownsvilleProfessional

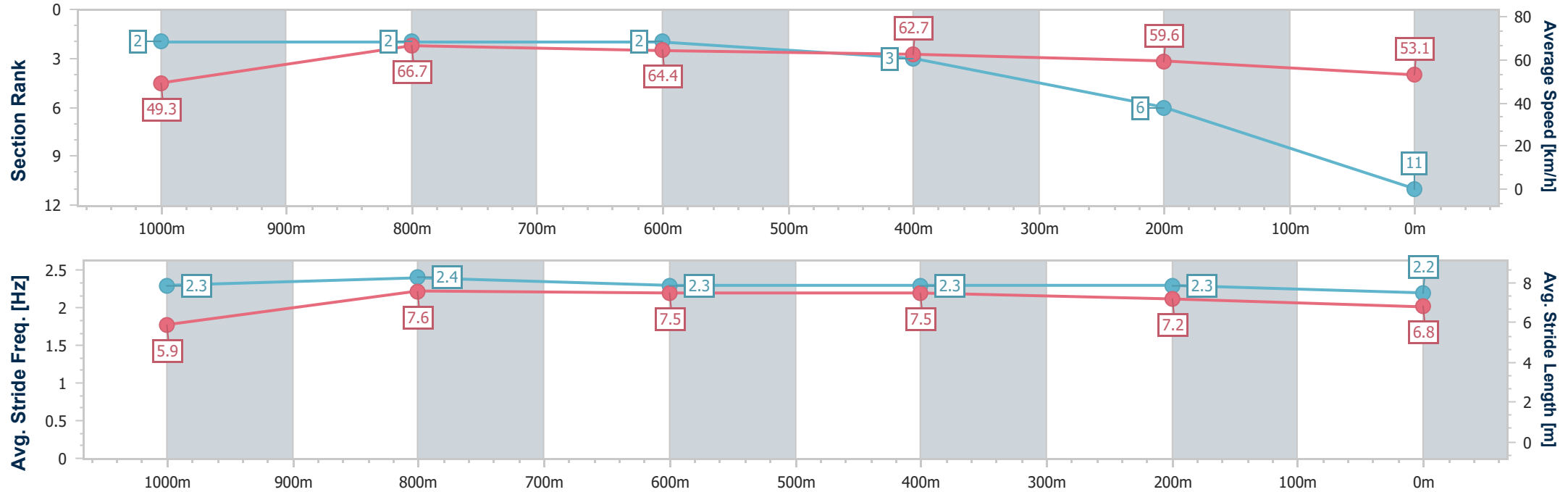
Race 3: LADBROKES ODDS SURGE Maiden Plate - 1200m

16 January 2026 - 12:29

Track Rating: Soft 6, Weather: Overcast, Rail Position: +4.5m
1000m-W/Post; +2m Remainder



Section	Overall	1000m	800m	600m	400m	200m							
Section Times	1:13.60 [11] (0:14.60)	0:59.00 [2] (0:10.81)	0:48.19 [2] (0:11.14)	0:37.05 [2] (0:11.39)	0:25.66 [3] (0:12.11)	0:13.55 [6] (0:13.55)							
Average Speed [km/h]	49.3	66.7	64.4	62.7	59.6	53.1							
Top Speed [km/h]	66.9	68.6	65.9	64.8	61.7	58.7							
Avg. Dist. to Rail [m]	6.8	1.2	1.1	1.4	1.7	1.7							
Avg. Stride Freq. [Hz]	2.3	2.4	2.3	2.3	2.3	2.2							
Avg. Stride Length [m]	5.9	7.6	7.5	7.5	7.2	6.8							





Townsville Professional

Race 4: LADBROKES ODDS SURGE Maiden Plate - 1200m

16 January 2026 - 13:13



Track Rating: Soft 6, Weather: Overcast, Rail Position: +4.5m 1000m-W/Post; +2m Remainder

Section		Overall				1000m	800m	600m	400m	200m	Last 600m		
Field Times		1:11.27 (0:14.71)				0:56.56 (0:10.83)	0:45.73 (0:10.73)	0:35.00 (0:11.11)	0:23.89 (0:11.63)	0:12.26 (0:12.26)	0:35.00		
Rank	TAB	Horse/Jockey	Barrier	Top Speed [km/h]	Fastest Section							Margin	Distance Travelled [m]
1	10	WIRED FOR FUN	6	68.6	0:10.71	1:11.27 [1]	0:56.09 [4]	0:45.22 [4]	0:34.51 [4]	0:23.38 [4]	0:12.04 [3]	1:11.27	0:34.51
		Ivo Fry		800m	800m	(0:15.18)	(0:10.87)	(0:10.71)	(0:11.13)	(0:11.34)	(0:12.04)		
2	3	MARCH MADNESS	9	68.1	0:10.61	1:11.44 [2]	0:55.54 [10]	0:44.60 [10]	0:33.99 [10]	0:22.84 [10]	0:11.62 [7]	0.97L	0:33.99
		Wanderson D'Avila		800m	800m	(0:15.90)	(0:10.94)	(0:10.61)	(0:11.15)	(0:11.22)	(0:11.62)		-8
3	5	STORM CAPITAL	12	70.8	0:10.33	1:11.53 [3]	0:56.32 [5]	0:45.99 [1]	0:35.26 [1]	0:24.07 [2]	0:12.52 [1]	1.48L	0:35.26
		Aidan Holt		1000m	1000m	(0:15.21)	(0:10.33)	(0:10.73)	(0:11.19)	(0:11.55)	(0:12.52)		-3
4	1	HERE'S MASON	7	68.1	0:10.75	1:11.58 [4]	0:56.21 [7]	0:45.31 [7]	0:34.56 [7]	0:23.45 [5]	0:12.12 [5]	1.8L	0:34.56
		Ryan Wiggins		800m	800m	(0:15.37)	(0:10.90)	(0:10.75)	(0:11.11)	(0:11.33)	(0:12.12)		+0
5	11	MINNIE VEGAS	5	67.6	0:10.75	1:11.61 [5]	0:56.90 [1]	0:46.05 [2]	0:35.30 [2]	0:24.23 [1]	0:12.48 [2]	1.99L	0:35.30
		Lacey Morrison		Overall	800m	(0:14.71)	(0:10.85)	(0:10.75)	(0:11.07)	(0:11.75)	(0:12.48)		-3
6	6	THE GENERAL TALKS	10	69.5	0:10.62	1:11.74 [6]	0:55.96 [9]	0:44.99 [9]	0:34.37 [9]	0:23.42 [8]	0:12.03 [6]	2.75L	0:34.37
		Amanda Thomson		800m	800m	(0:15.78)	(0:10.97)	(0:10.62)	(0:10.95)	(0:11.39)	(0:12.03)		-2
7	9	MISSIN' DE QUO	4	67.8	0:10.75	1:11.78 [7]	0:56.78 [2]	0:46.03 [3]	0:35.24 [3]	0:24.06 [3]	0:12.54 [4]	2.98L	0:35.24
		Nathan Thomas		1000m	1000m	(0:15.00)	(0:10.75)	(0:10.79)	(0:11.18)	(0:11.52)	(0:12.54)		+0
8	8	MISS COMANECI	3	67.4	0:10.69	1:11.84 [8]	0:56.12 [8]	0:45.43 [8]	0:34.53 [8]	0:23.45 [9]	0:12.01 [8]	3.34L	0:34.53
		Adam Sewell		1000m	1000m	(0:15.72)	(0:10.69)	(0:10.90)	(0:11.08)	(0:11.44)	(0:12.01)		-9
9	12	VAN DER WOODSEN	2	68.2	0:10.81	1:12.62 [9]	0:57.45 [3]	0:46.54 [6]	0:35.73 [5]	0:24.47 [6]	0:12.77 [9]	7.9L	0:35.73
		Rachel Shred		800m	800m	(0:15.17)	(0:10.91)	(0:10.81)	(0:11.26)	(0:11.70)	(0:12.77)		-2
10	7	JUST FOR LOVE	1	68.2	0:10.74	1:14.57 [10]	0:59.24 [6]	0:48.50 [5]	0:37.66 [6]	0:26.37 [7]	0:14.37 [10]	19.36L	0:37.66
		Tasha Chambers		800m	1000m	(0:15.33)	(0:10.74)	(0:10.84)	(0:11.29)	(0:12.00)	(0:14.37)		-2

Scratched: Kadiatcha Man (#2), Shadyvale AI (#4)



Horse/Jockey Name	Wired For Fun
Final Rank	1
Fastest Section Time (Section)	0:10.71 (800m)
Top Speed [km/h] (Section)	68.6 (800m)
Race State	Finished



TownsvilleProfessional

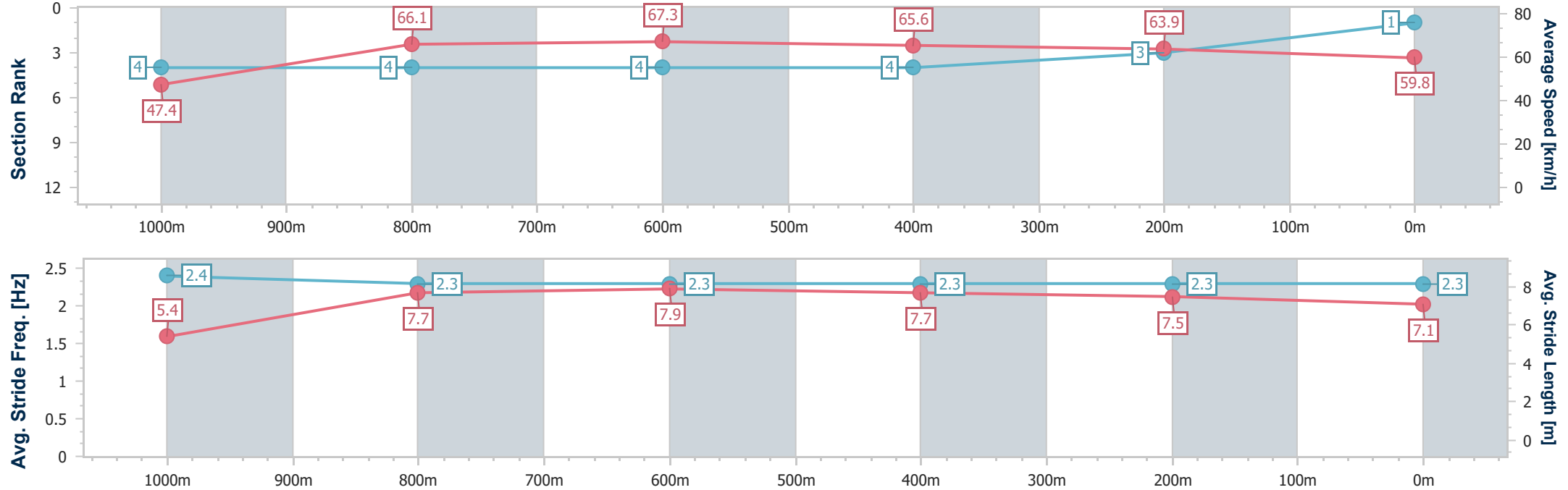
Race 4: LADBROKES ODDS SURGE Maiden Plate - 1200m

16 January 2026 - 13:13

Track Rating: Soft 6, Weather: Overcast, Rail Position: +4.5m
1000m-W/Post; +2m Remainder



Section	Overall	1000m	800m	600m	400m	200m								
Section Times	1:11.27 [1] (0:15.18)	0:56.09 [4] (0:10.87)	0:45.22 [4] (0:10.71)	0:34.51 [4] (0:11.13)	0:23.38 [4] (0:11.34)	0:12.04 [3] (0:12.04)								
Average Speed [km/h]	47.4	66.1	67.3	65.6	63.9	59.8								
Top Speed [km/h]	66.9	67.7	68.6	67.6	64.8	62.8								
Avg. Dist. to Rail [m]	7.0	1.2	0.6	2.4	3.3	3.0								
Avg. Stride Freq. [Hz]	2.4	2.3	2.3	2.3	2.3	2.3								
Avg. Stride Length [m]	5.4	7.7	7.9	7.7	7.5	7.1								





Horse/Jockey Name	March Madness
Final Rank	2
Fastest Section Time (Section)	0:10.61 (800m)
Top Speed [km/h] (Section)	68.1 (800m)
Race State	Finished



TownsvilleProfessional

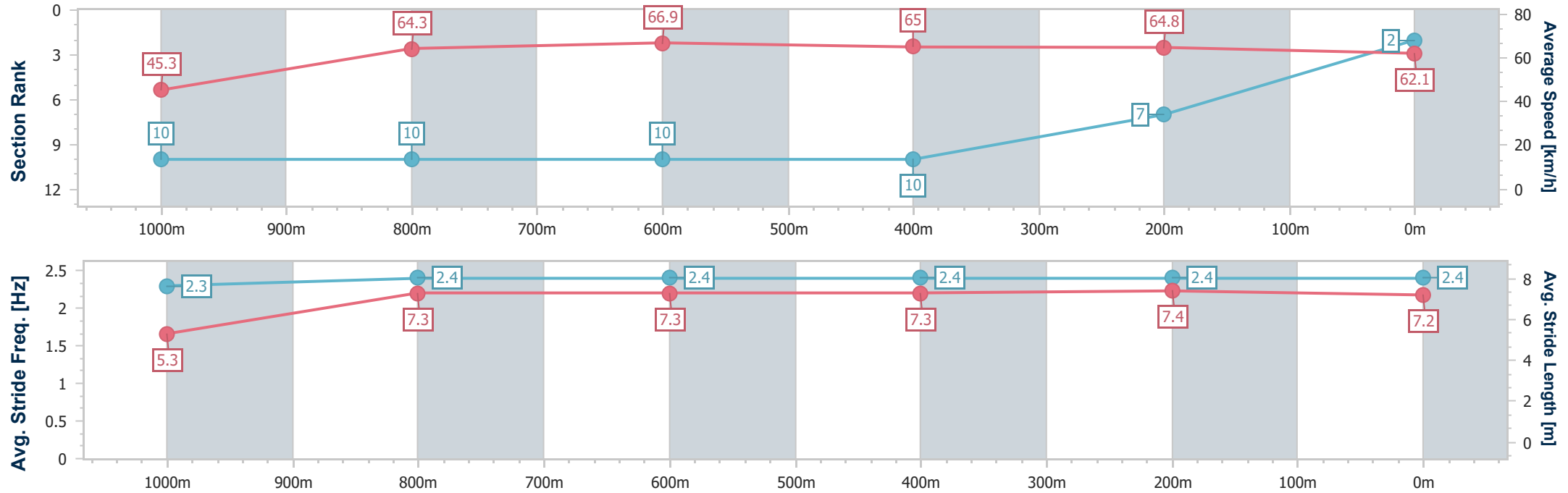
Race 4: LADBROKES ODDS SURGE Maiden Plate - 1200m

16 January 2026 - 13:13

Track Rating: Soft 6, Weather: Overcast, Rail Position: +4.5m
1000m-W/Post; +2m Remainder



Section	Overall	1000m	800m	600m	400m	200m								
Section Times	1:11.44 [2] (0:15.90)	0:55.54 [10] (0:10.94)	0:44.60 [10] (0:10.61)	0:33.99 [10] (0:11.15)	0:22.84 [10] (0:11.22)	0:11.62 [7] (0:11.62)								
Average Speed [km/h]	45.3	64.3	66.9	65.0	64.8	62.1								
Top Speed [km/h]	63.2	66.5	68.1	66.5	66.2	64.8								
Avg. Dist. to Rail [m]	6.2	4.4	3.4	2.2	8.3	9.9								
Avg. Stride Freq. [Hz]	2.3	2.4	2.4	2.4	2.4	2.4								
Avg. Stride Length [m]	5.3	7.3	7.3	7.3	7.4	7.2								





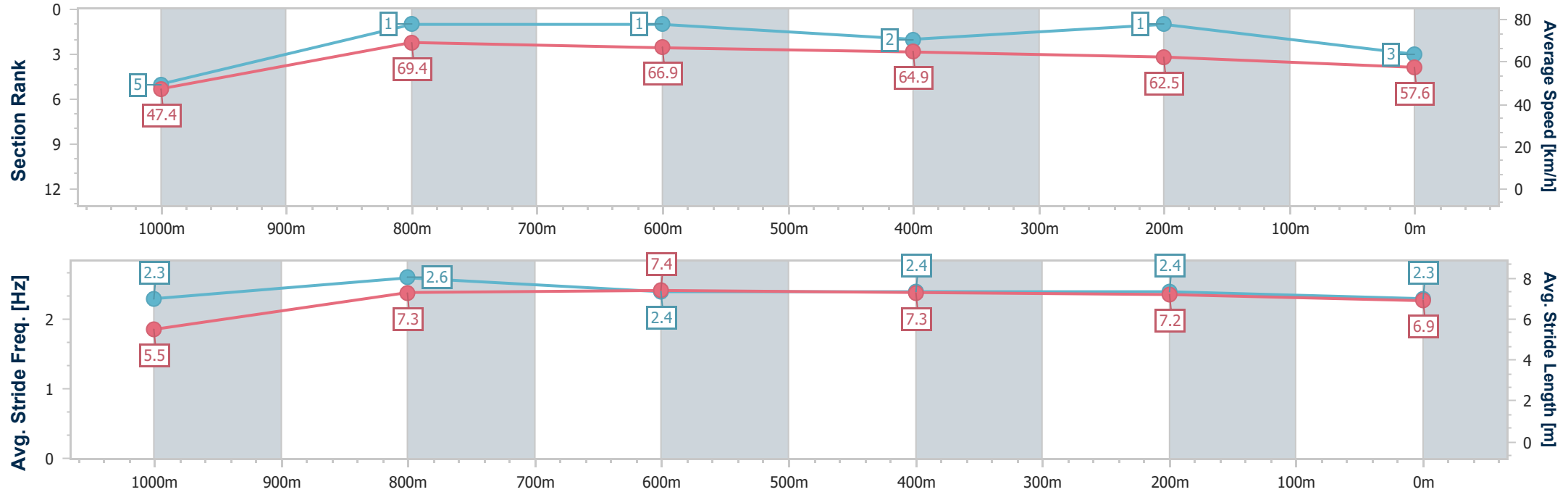
Horse/Jockey Name	Storm Capital
Final Rank	3
Fastest Section Time (Section)	0:10.33 (1000m)
Top Speed [km/h] (Section)	70.8 (1000m)
Race State	Finished



TownsvilleProfessional
Race 4: LADBROKES ODDS SURGE Maiden Plate - 1200m
16 January 2026 - 13:13
Track Rating: Soft 6, Weather: Overcast, Rail Position: +4.5m
1000m-W/Post; +2m Remainder



Section	Overall	1000m	800m	600m	400m	200m							
Section Times	1:11.53 [3] (0:15.21)	0:56.32 [5] (0:10.33)	0:45.99 [1] (0:10.73)	0:35.26 [1] (0:11.19)	0:24.07 [2] (0:11.55)	0:12.52 [1] (0:12.52)							
Average Speed [km/h]	47.4	69.4	66.9	64.9	62.5	57.6							
Top Speed [km/h]	68.7	70.8	68.2	66.9	64.0	60.3							
Avg. Dist. to Rail [m]	8.6	1.0	0.5	1.5	3.1	3.0							
Avg. Stride Freq. [Hz]	2.3	2.6	2.4	2.4	2.4	2.3							
Avg. Stride Length [m]	5.5	7.3	7.4	7.3	7.2	6.9							





Horse/Jockey Name	Here's Mason
Final Rank	4
Fastest Section Time (Section)	0:10.75 (800m)
Top Speed [km/h] (Section)	68.1 (800m)
Race State	Finished



TownsvilleProfessional

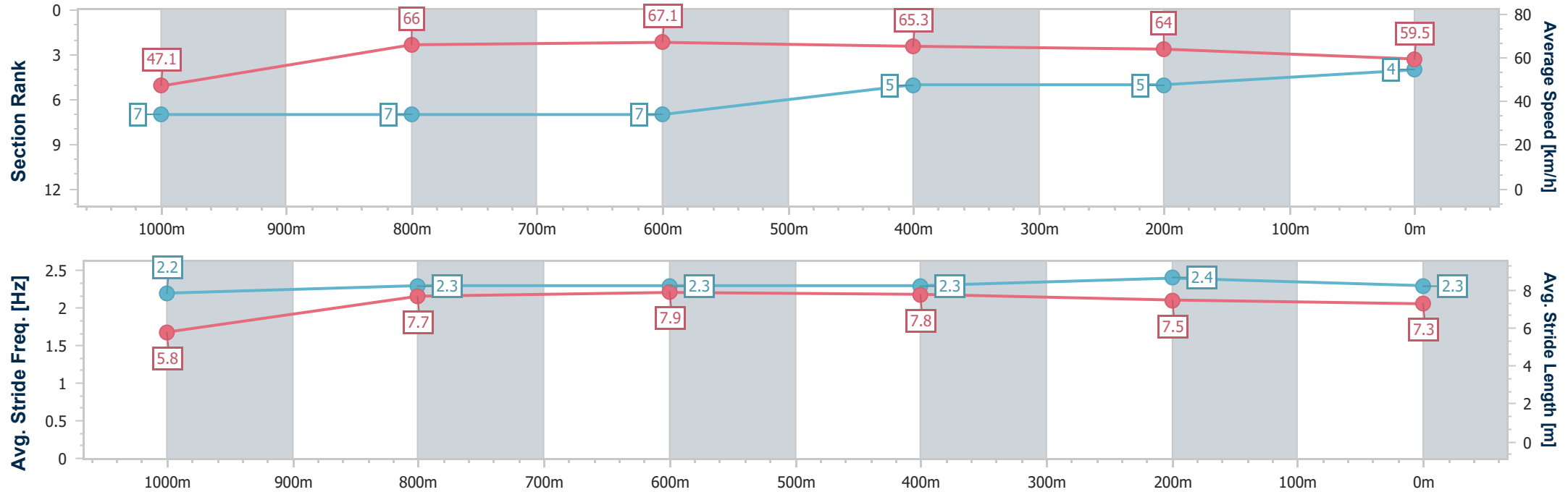
Race 4: LADBROKES ODDS SURGE Maiden Plate - 1200m

16 January 2026 - 13:13

Track Rating: Soft 6, Weather: Overcast, Rail Position: +4.5m
1000m-W/Post; +2m Remainder



Section	Overall	1000m	800m	600m	400m	200m								
Section Times	1:11.58 [4] (0:15.37)	0:56.21 [7] (0:10.90)	0:45.31 [7] (0:10.75)	0:34.56 [7] (0:11.11)	0:23.45 [5] (0:11.33)	0:12.12 [5] (0:12.12)								
Average Speed [km/h]	47.1	66.0	67.1	65.3	64.0	59.5								
Top Speed [km/h]	65.5	67.9	68.1	67.0	65.3	62.0								
Avg. Dist. to Rail [m]	6.8	0.7	0.7	1.7	4.2	3.7								
Avg. Stride Freq. [Hz]	2.2	2.3	2.3	2.3	2.4	2.3								
Avg. Stride Length [m]	5.8	7.7	7.9	7.8	7.5	7.3								





Horse/Jockey Name	Minnie Vegas
Final Rank	5
Fastest Section Time (Section)	0:10.75 (800m)
Top Speed [km/h] (Section)	67.6 (Overall)
Race State	Finished



TownsvilleProfessional

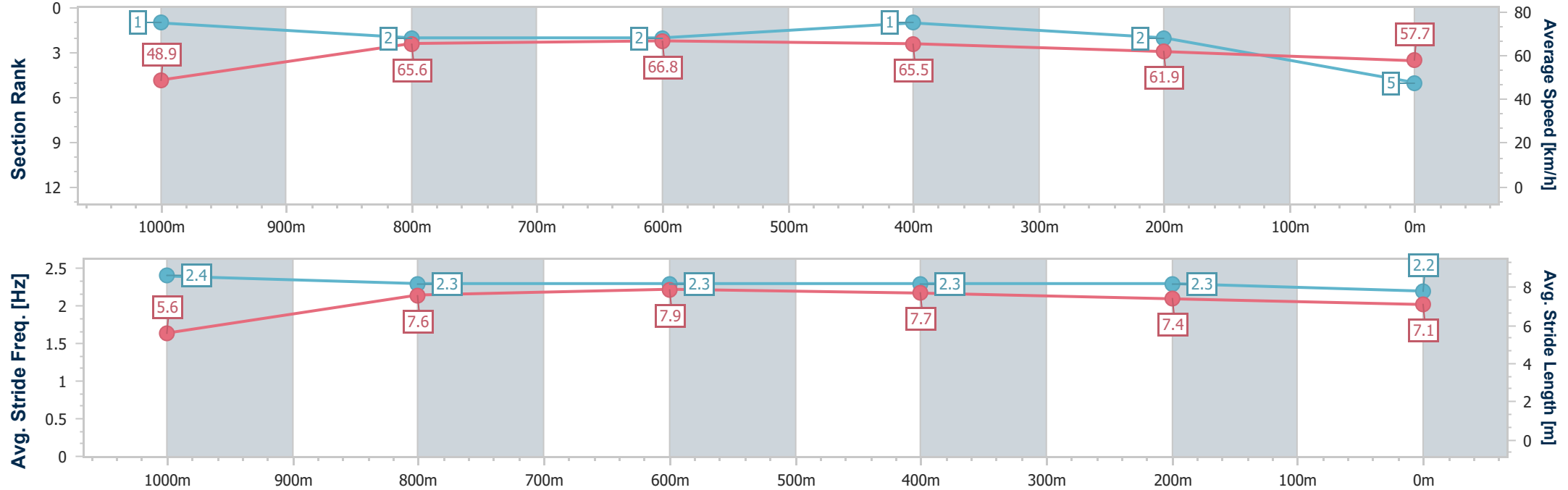
Race 4: LADBROKES ODDS SURGE Maiden Plate - 1200m

16 January 2026 - 13:13

Track Rating: Soft 6, Weather: Overcast, Rail Position: +4.5m
1000m-W/Post; +2m Remainder



Section	Overall	1000m	800m	600m	400m	200m								
Section Times	1:11.61 [5] (0:14.71)	0:56.90 [1] (0:10.85)	0:46.05 [2] (0:10.75)	0:35.30 [2] (0:11.07)	0:24.23 [1] (0:11.75)	0:12.48 [2] (0:12.48)								
Average Speed [km/h]	48.9	65.6	66.8	65.5	61.9	57.7								
Top Speed [km/h]	67.6	66.7	67.3	67.0	63.8	60.7								
Avg. Dist. to Rail [m]	5.7	2.2	0.7	2.0	3.8	1.4								
Avg. Stride Freq. [Hz]	2.4	2.3	2.3	2.3	2.3	2.2								
Avg. Stride Length [m]	5.6	7.6	7.9	7.7	7.4	7.1								





Horse/Jockey Name	The General Talks
Final Rank	6
Fastest Section Time (Section)	0:10.62 (800m)
Top Speed [km/h] (Section)	69.5 (800m)
Race State	Finished



TownsvilleProfessional

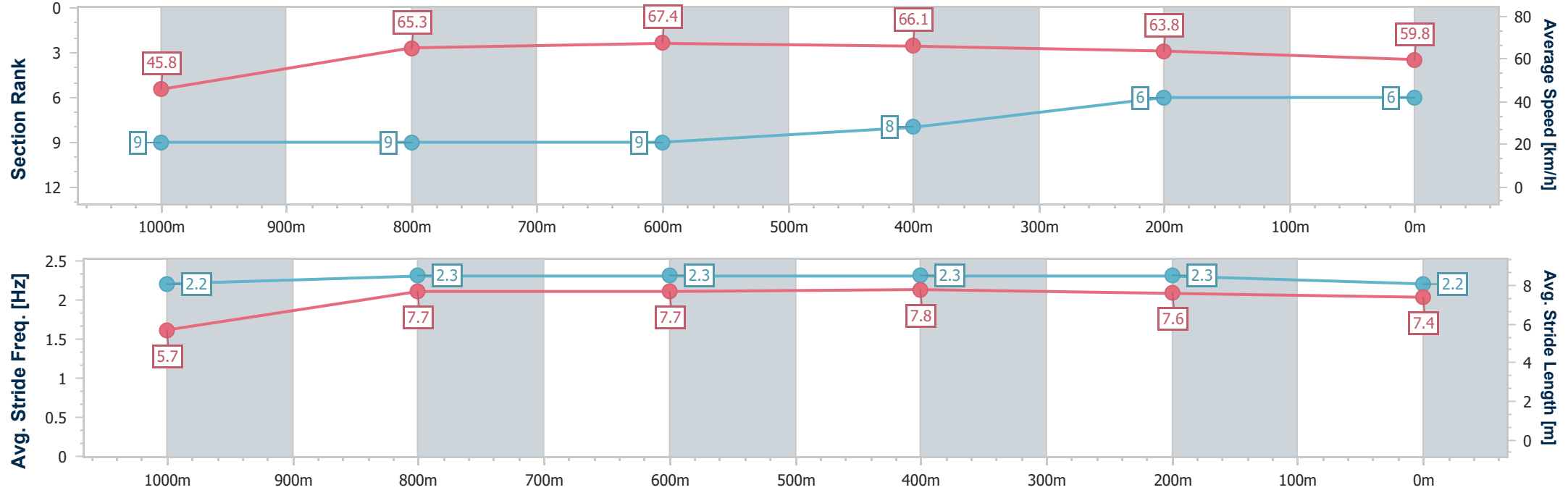
Race 4: LADBROKES ODDS SURGE Maiden Plate - 1200m

16 January 2026 - 13:13

Track Rating: Soft 6, Weather: Overcast, Rail Position: +4.5m
1000m-W/Post; +2m Remainder



Section	Overall	1000m	800m	600m	400m	200m								
Section Times	1:11.74 [6] (0:15.78)	0:55.96 [9] (0:10.97)	0:44.99 [9] (0:10.62)	0:34.37 [9] (0:10.95)	0:23.42 [8] (0:11.39)	0:12.03 [6] (0:12.03)								
Average Speed [km/h]	45.8	65.3	67.4	66.1	63.8	59.8								
Top Speed [km/h]	64.9	68.3	69.5	67.6	65.6	64.5								
Avg. Dist. to Rail [m]	9.9	1.2	1.0	1.6	5.8	7.0								
Avg. Stride Freq. [Hz]	2.2	2.3	2.3	2.3	2.3	2.2								
Avg. Stride Length [m]	5.7	7.7	7.7	7.8	7.6	7.4								





Horse/Jockey Name	Missin' De Quo
Final Rank	7
Fastest Section Time (Section)	0:10.75 (1000m)
Top Speed [km/h] (Section)	67.8 (1000m)
Race State	Finished



TownsvilleProfessional

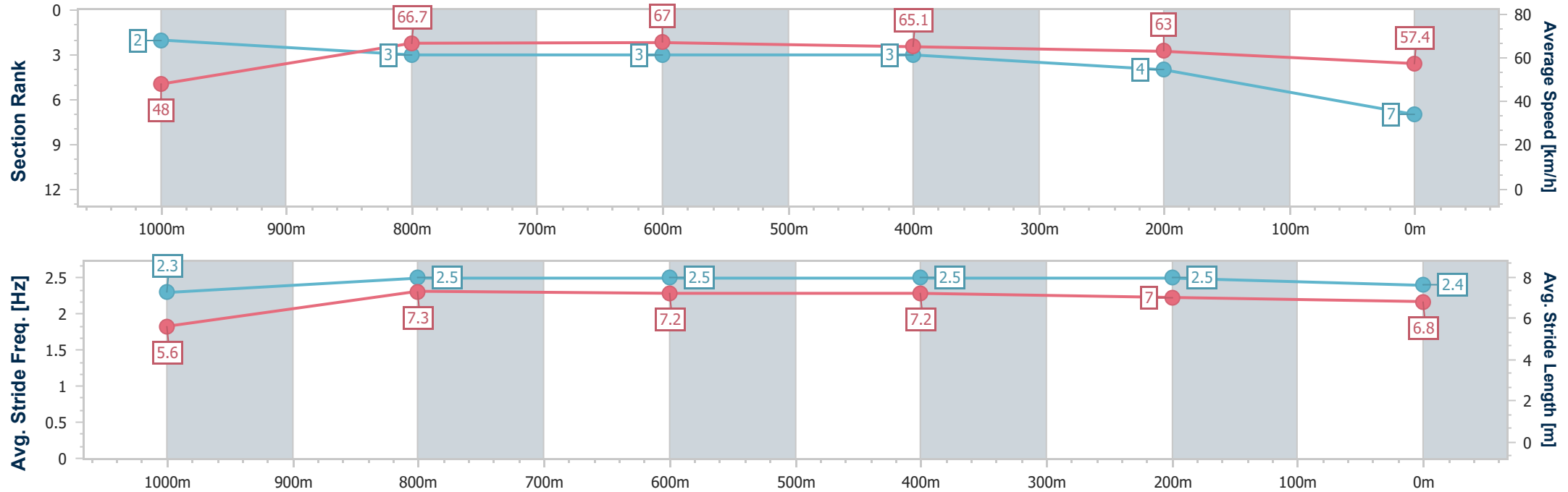
Race 4: LADBROKES ODDS SURGE Maiden Plate - 1200m

16 January 2026 - 13:13

Track Rating: Soft 6, Weather: Overcast, Rail Position: +4.5m
1000m-W/Post; +2m Remainder



Section	Overall	1000m	800m	600m	400m	200m								
Section Times	1:11.78 [7] (0:15.00)	0:56.78 [2] (0:10.75)	0:46.03 [3] (0:10.79)	0:35.24 [3] (0:11.18)	0:24.06 [3] (0:11.52)	0:12.54 [4] (0:12.54)								
Average Speed [km/h]	48.0	66.7	67.0	65.1	63.0	57.4								
Top Speed [km/h]	66.7	67.8	67.5	67.7	65.3	60.8								
Avg. Dist. to Rail [m]	5.4	1.2	0.6	2.6	5.6	4.6								
Avg. Stride Freq. [Hz]	2.3	2.5	2.5	2.5	2.5	2.4								
Avg. Stride Length [m]	5.6	7.3	7.2	7.2	7.0	6.8								





Horse/Jockey Name	Miss Comaneci
Final Rank	8
Fastest Section Time (Section)	0:10.69 (1000m)
Top Speed [km/h] (Section)	67.4 (1000m)
Race State	Finished



TownsvilleProfessional

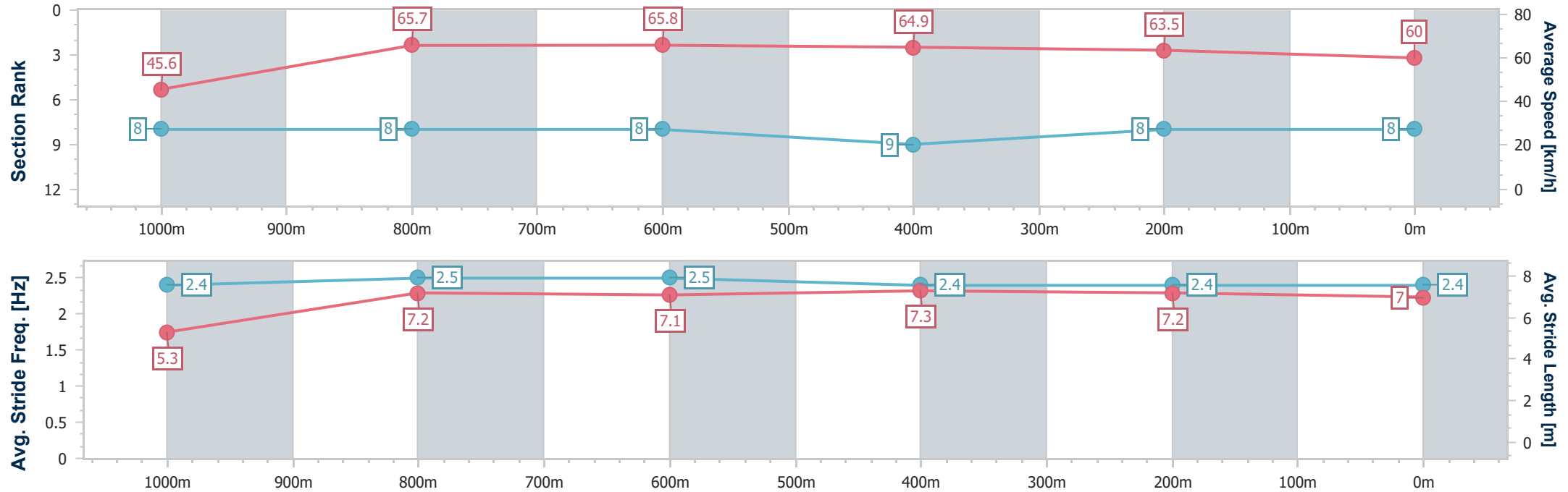
Race 4: LADBROKES ODDS SURGE Maiden Plate - 1200m

16 January 2026 - 13:13

Track Rating: Soft 6, Weather: Overcast, Rail Position: +4.5m
1000m-W/Post; +2m Remainder



Section	Overall	1000m	800m	600m	400m	200m							
Section Times	1:11.84 [8] (0:15.72)	0:56.12 [8] (0:10.69)	0:45.43 [8] (0:10.90)	0:34.53 [8] (0:11.08)	0:23.45 [9] (0:11.44)	0:12.01 [8] (0:12.01)							
Average Speed [km/h]	45.6	65.7	65.8	64.9	63.5	60.0							
Top Speed [km/h]	64.6	67.4	67.1	66.5	65.0	62.8							
Avg. Dist. to Rail [m]	4.8	4.9	0.9	1.6	5.7	6.0							
Avg. Stride Freq. [Hz]	2.4	2.5	2.5	2.4	2.4	2.4							
Avg. Stride Length [m]	5.3	7.2	7.1	7.3	7.2	7.0							





Horse/Jockey Name	Van Der Woodsen
Final Rank	9
Fastest Section Time (Section)	0:10.81 (800m)
Top Speed [km/h] (Section)	68.2 (800m)
Race State	Finished



TownsvilleProfessional

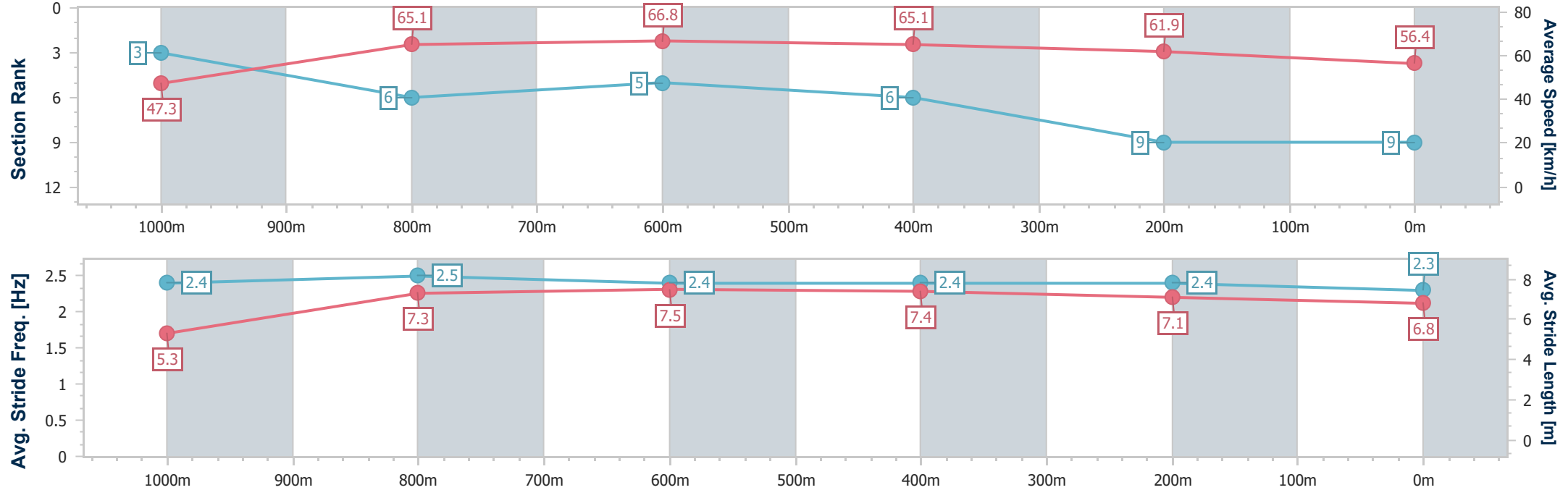
Race 4: LADBROKES ODDS SURGE Maiden Plate - 1200m

16 January 2026 - 13:13

Track Rating: Soft 6, Weather: Overcast, Rail Position: +4.5m
1000m-W/Post; +2m Remainder



Section	Overall	1000m	800m	600m	400m	200m							
Section Times	1:12.62 [9] (0:15.17)	0:57.45 [3] (0:10.91)	0:46.54 [6] (0:10.81)	0:35.73 [5] (0:11.26)	0:24.47 [6] (0:11.70)	0:12.77 [9] (0:12.77)							
Average Speed [km/h]	47.3	65.1	66.8	65.1	61.9	56.4							
Top Speed [km/h]	65.2	66.8	68.2	68.1	63.9	59.8							
Avg. Dist. to Rail [m]	4.4	2.8	1.0	3.3	4.0	1.7							
Avg. Stride Freq. [Hz]	2.4	2.5	2.4	2.4	2.4	2.3							
Avg. Stride Length [m]	5.3	7.3	7.5	7.4	7.1	6.8							





Horse/Jockey Name	Just For Love
Final Rank	10
Fastest Section Time (Section)	0:10.74 (1000m)
Top Speed [km/h] (Section)	68.2 (800m)
Race State	Finished



TownsvilleProfessional

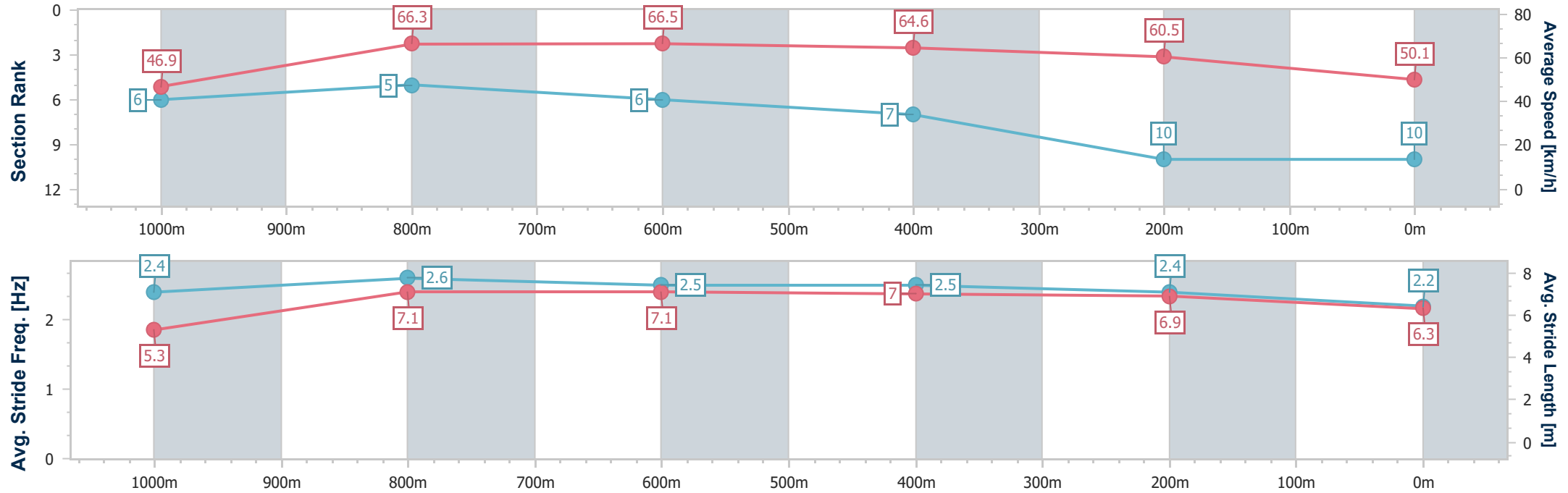
Race 4: LADBROKES ODDS SURGE Maiden Plate - 1200m

16 January 2026 - 13:13

Track Rating: Soft 6, Weather: Overcast, Rail Position: +4.5m
1000m-W/Post; +2m Remainder



Section	Overall	1000m	800m	600m	400m	200m								
Section Times	1:14.57 [10] (0:15.33)	0:59.24 [6] (0:10.74)	0:48.50 [5] (0:10.84)	0:37.66 [6] (0:11.29)	0:26.37 [7] (0:12.00)	0:14.37 [10] (0:14.37)								
Average Speed [km/h]	46.9	66.3	66.5	64.6	60.5	50.1								
Top Speed [km/h]	67.0	67.2	68.2	67.9	64.0	56.1								
Avg. Dist. to Rail [m]	4.0	2.3	0.6	2.5	4.3	0.8								
Avg. Stride Freq. [Hz]	2.4	2.6	2.5	2.5	2.4	2.2								
Avg. Stride Length [m]	5.3	7.1	7.1	7.0	6.9	6.3								





TownsvilleProfessional
Race 5: ON-COURSE STABLES AVAILABLE BENCHMARK 55 Handicap -
1609m

16 January 2026 - 13:45



Track Rating: Soft 6, Weather: Overcast, Rail Position: +4.5m 1000m-W/Post; +2m Remainder

Section						Overall	1400m	1200m	1000m	800m	600m	400m	Last 600m		
Field Times						1:38.19 (0:15.67)	1:22.52 (0:11.12)	1:11.40 (0:11.22)	1:00.18 (0:11.78)	0:48.40 (0:11.60)	0:36.80 (0:12.09)	0:24.71 (0:12.15)	0:00.00		
Rank	TAB	Horse/Jockey	Barrier	Top Speed [km/h]	Fastest Section										Distance Travelled [m]
1	14	CHANCE	5	Data was not able to be tracked for this horse	-:--:--	-:--:--	-:--:--	-:--:--	-:--:--	-:--:--	-:--:--	-:--:--	-:--:--	----	
		Wanderson D'Avila													
2	7	BELMONT PARK	6	65.4	0:11.16	1:38.19 [2]	1:21.89 [8]	1:10.73 [7]	0:59.47 [7]	0:47.47 [7]	0:35.93 [7]	0:23.97 [8]	0:35.93	--	
		Sean Cormack		1400m	1400m	(0:16.30)	(0:11.16)	(0:11.26)	(0:12.00)	(0:11.54)	(0:11.96)	(0:11.68)			
3	4	IT'S BEEN A TREK	16	64.6	0:11.35	1:38.25 [3]	1:21.89 [9]	1:10.44 [9]	0:59.09 [9]	0:47.03 [10]	0:35.51 [10]	0:23.77 [10]	0:35.51	--	
		Adam Sewell		1200m	1200m	(0:16.36)	(0:11.45)	(0:11.35)	(0:12.06)	(0:11.52)	(0:11.74)	(0:11.72)			
4	1	MOOLOOLABA	15	65.6	0:11.20	1:38.36 [4]	1:22.36 [6]	1:11.16 [6]	0:59.92 [4]	0:48.29 [3]	0:36.61 [3]	0:24.69 [2]	0:36.61	--	
		Ryan Wiggins		1200m	1400m	(0:16.00)	(0:11.20)	(0:11.24)	(0:11.63)	(0:11.68)	(0:11.92)	(0:11.96)			
5	11	NOT WORTH IT	2	64.4	0:11.41	1:38.44 [5]	1:22.77 [1]	1:11.36 [4]	0:59.92 [5]	0:48.09 [5]	0:36.41 [5]	0:24.55 [3]	0:36.41	--	
		Jackson Murphy		1200m	1400m	(0:15.67)	(0:11.41)	(0:11.44)	(0:11.83)	(0:11.68)	(0:11.86)	(0:11.84)			
6	12	KHAMIS	11	Data was not able to be tracked for this horse	-:--:--	-:--:--	-:--:--	-:--:--	-:--:--	-:--:--	-:--:--	-:--:--	-:--:--	----	
		Tasha Chambers													
7	13	VALUBIOUS	10	Data was not able to be tracked for this horse	-:--:--	-:--:--	-:--:--	-:--:--	-:--:--	-:--:--	-:--:--	-:--:--	-:--:--	----	
		Fiona Sandkuhl													
8	10	MISHANI PERFECTION	8	66.5	0:11.11	1:38.90 [8]	1:23.13 [2]	1:12.02 [2]	1:00.64 [2]	0:48.77 [4]	0:37.08 [4]	0:24.98 [4]	0:37.08	--	
		Nathan Thomas		1400m	1400m	(0:15.77)	(0:11.11)	(0:11.38)	(0:11.87)	(0:11.69)	(0:12.10)	(0:11.90)			
9	3	TOSINSKY	9	64.9	0:11.34	1:38.92 [9]	1:22.84 [7]	1:11.37 [8]	1:00.03 [8]	0:47.94 [8]	0:36.36 [9]	0:24.68 [9]	0:36.36	--	
		Chris Whiteley		800m	1200m	(0:16.08)	(0:11.47)	(0:11.34)	(0:12.09)	(0:11.58)	(0:11.68)	(0:11.76)			
10	6	SOUTHAVEN	12	67.4	0:10.99	1:39.13 [10]	1:23.13 [5]	1:12.14 [3]	1:00.86 [3]	0:49.34 [1]	0:37.74 [1]	0:25.65 [1]	0:37.74	--	
		Ashley Butler		1400m	1400m	(0:16.00)	(0:10.99)	(0:11.28)	(0:11.52)	(0:11.60)	(0:12.09)	(0:12.44)			

Scratched: Ultimate (#5), Star Chance (#15), Take A Dive (#16)



Townsville Professional
Race 5: ON-COURSE STABLES AVAILABLE BENCHMARK 55 Handicap - 1609m
16 January 2026 - 13:45



Track Rating: Soft 6, Weather: Overcast, Rail Position: +4.5m 1000m-W/Post; +2m Remainder

Section					Overall	1400m	1200m	1000m	800m	600m	400m	Last 600m		
Field Times					1:38.19 (0:15.67)	1:22.52 (0:11.12)	1:11.40 (0:11.22)	1:00.18 (0:11.78)	0:48.40 (0:11.60)	0:36.80 (0:12.09)	0:24.71 (0:12.15)	0:00.00		
Rank	TAB	Horse/Jockey	Barrier	Top Speed [km/h]	Fastest Section									Distance Travelled [m]
11	9	BRAND NEW	1	65.0	0:11.33	1:39.69 [11]	1:23.86 [3]	1:12.53 [5]	1:01.15 [6]	0:49.30 [6]	0:37.59 [6]	0:25.51 [6]	0:37.59	--
		Lacey Morrison		1200m	1400m	(0:15.83)	(0:11.33)	(0:11.38)	(0:11.85)	(0:11.71)	(0:12.08)	(0:12.38)		
12	2	BETTER BREAKOUT	13	65.3	0:11.22	1:39.72 [12]	1:23.11 [10]	1:11.77 [10]	1:00.55 [10]	0:48.70 [9]	0:37.21 [8]	0:25.53 [7]	0:37.21	--
		Aidan Holt		1200m	1200m	(0:16.61)	(0:11.34)	(0:11.22)	(0:11.85)	(0:11.49)	(0:11.68)	(0:12.12)		
13	8	NAPA VALLEY	14	67.9	0:10.92	1:40.89 [13]	1:25.02 [4]	1:14.10 [1]	1:02.88 [1]	0:51.07 [2]	0:39.15 [2]	0:26.85 [5]	0:39.15	--
		Graham Kliese		1200m	1400m	(0:15.87)	(0:10.92)	(0:11.22)	(0:11.81)	(0:11.92)	(0:12.30)	(0:12.72)		

Scratched: Ultimate (#5), Star Chance (#15), Take A Dive (#16)



Townsville Professional
Race 5: ON-COURSE STABLES AVAILABLE BENCHMARK 55 Handicap - 1609m

16 January 2026 - 13:45



Track Rating: Soft 6, Weather: Overcast, Rail Position: +4.5m 1000m-W/Post; +2m Remainder

Section Field Times				200m 0:12.56 (0:12.56)				Last 600m 0:00.00	
Rank	TAB	Horse/Jockey	Barrier	Top Speed [km/h]	Fastest Section	Margin	Margin	Distance Travelled [m]	
1	14	CHANCE	5	Data was not able to be tracked for this horse		-:--:--	1:38.13	-:--:--	----
		Wanderson D'Avila							
2	7	BELMONT PARK	6	65.4	0:11.16	0:12.29 [4]	0.37L	0:35.93	--
		Sean Cormack		1400m	1400m	(0:12.29)			
3	4	IT'S BEEN A TREK	16	64.6	0:11.35	0:12.05 [7]	0.74L	0:35.51	--
		Adam Sewell		1200m	1200m	(0:12.05)			
4	1	MOOLOOLABA	15	65.6	0:11.20	0:12.73 [1]	1.35L	0:36.61	--
		Ryan Wiggins		1200m	1400m	(0:12.73)			
5	11	NOT WORTH IT	2	64.4	0:11.41	0:12.71 [2]	1.85L	0:36.41	--
		Jackson Murphy		1200m	1400m	(0:12.71)			
6	12	KHAMIS	11	Data was not able to be tracked for this horse		-:--:--	2.31L	-:--:--	----
		Tasha Chambers							
7	13	VALUBIOUS	10	Data was not able to be tracked for this horse		-:--:--	4.35L	-:--:--	----
		Fiona Sandkuhl							
8	10	MISHANI PERFECTION	8	66.5	0:11.11	0:13.08 [3]	4.56L	0:37.08	--
		Nathan Thomas		1400m	1400m	(0:13.08)			
9	3	TOSINSKY	9	64.9	0:11.34	0:12.92 [6]	4.66L	0:36.36	--
		Chris Whiteley		800m	1200m	(0:12.92)			
10	6	SOUTHAVEN	12	67.4	0:10.99	0:13.21 [5]	5.9L	0:37.74	--
		Ashley Butler		1400m	1400m	(0:13.21)			

Scratched: Ultimate (#5), Star Chance (#15), Take A Dive (#16)



Townsville Professional
Race 5: ON-COURSE STABLES AVAILABLE BENCHMARK 55 Handicap - 1609m
16 January 2026 - 13:45



Track Rating: Soft 6, Weather: Overcast, Rail Position: +4.5m 1000m-W/Post; +2m Remainder

Section		200m					Last 600m		
Field Times		0:12.56 (0:12.56)					0:00.00		
Rank	TAB	Horse/Jockey	Barrier	Top Speed [km/h]	Fastest Section	Margin		Distance Travelled [m]	
11	9	BRAND NEW	1	65.0	0:11.33	0:13.13 [9]	9.2L	0:37.59	--
		Lacey Morrison		1200m	1400m	(0:13.13)			
12	2	BETTER BREAKOUT	13	65.3	0:11.22	0:13.41 [8]	9.35L	0:37.21	--
		Aidan Holt		1200m	1200m	(0:13.41)			
13	8	NAPA VALLEY	14	67.9	0:10.92	0:14.13 [10]	16.25L	0:39.15	--
		Graham Kliese		1200m	1400m	(0:14.13)			

Scratched: Ultimate (#5), Star Chance (#15), Take A Dive (#16)



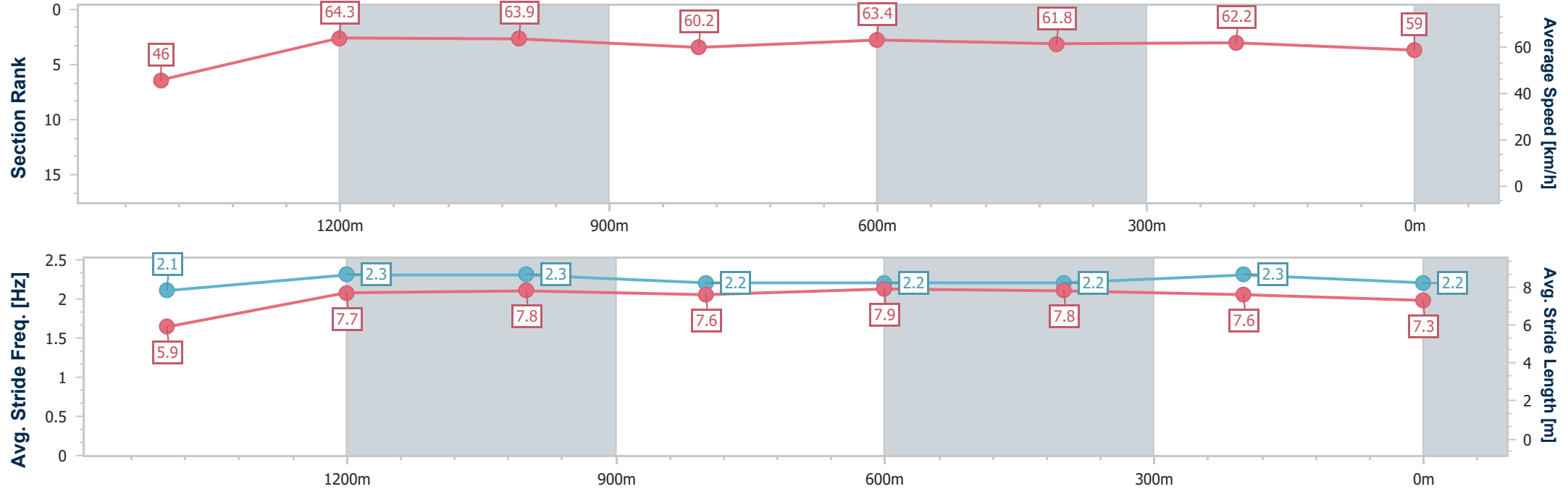
Horse/Jockey Name	Belmont Park
Final Rank	2
Fastest Section Time (Section)	0:11.16 (1400m)
Top Speed [km/h] (Section)	65.4 (1400m)
Race State	Finished



TownsvilleProfessional
Race 5: ON-COURSE STABLES AVAILABLE BENCHMARK 55
Handicap - 1609m
16 January 2026 - 13:45
Track Rating: Soft 6, Weather: Overcast, Rail Position: +4.5m
1000m-W/Post; +2m Remainder



Section	Overall	1400m	1200m	1000m	800m	600m	400m	200m					
Section Times	1:38.19 [2] (0:16.30)	1:21.89 [8] (0:11.16)	1:10.73 [7] (0:11.26)	0:59.47 [7] (0:12.00)	0:47.47 [7] (0:11.54)	0:35.93 [7] (0:11.96)	0:23.97 [8] (0:11.68)	0:12.29 [4] (0:12.29)					
Average Speed [km/h]	46.0	64.3	63.9	60.2	63.4	61.8	62.2	59.0					
Top Speed [km/h]	64.3	65.4	65.2	61.6	64.7	63.6	62.9	60.8					
Avg. Dist. to Rail [m]	3.9	0.9	1.1	2.0	3.8	5.2	3.6	2.5					
Avg. Stride Freq. [Hz]	2.1	2.3	2.3	2.2	2.2	2.2	2.3	2.2					
Avg. Stride Length [m]	5.9	7.7	7.8	7.6	7.9	7.8	7.6	7.3					



[] Ranking at each section and finish
- - - - No data available at this section
NA No data available



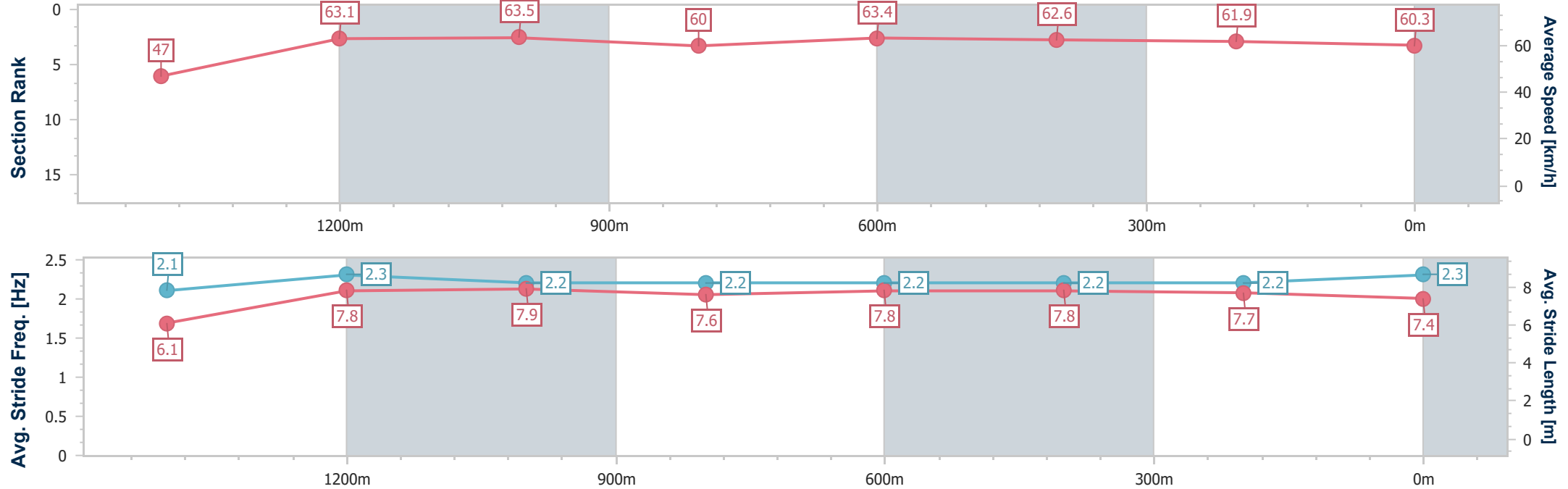
Horse/Jockey Name	It's Been A Trek
Final Rank	3
Fastest Section Time (Section)	0:11.35 (1200m)
Top Speed [km/h] (Section)	64.6 (1200m)
Race State	Finished



TownsvilleProfessional
Race 5: ON-COURSE STABLES AVAILABLE BENCHMARK 55
Handicap - 1609m
16 January 2026 - 13:45
Track Rating: Soft 6, Weather: Overcast, Rail Position: +4.5m
1000m-W/Post; +2m Remainder



Section	Overall	1400m	1200m	1000m	800m	600m	400m	200m					
Section Times	1:38.25 [3] (0:16.36)	1:21.89 [9] (0:11.45)	1:10.44 [9] (0:11.35)	0:59.09 [9] (0:12.06)	0:47.03 [10] (0:11.52)	0:35.51 [10] (0:11.74)	0:23.77 [10] (0:11.72)	0:12.05 [7] (0:12.05)					
Average Speed [km/h]	47.0	63.1	63.5	60.0	63.4	62.6	61.9	60.3					
Top Speed [km/h]	61.9	63.7	64.6	62.2	64.1	63.7	62.7	61.6					
Avg. Dist. to Rail [m]	10.0	1.4	1.3	1.5	3.1	4.1	7.1	9.5					
Avg. Stride Freq. [Hz]	2.1	2.3	2.2	2.2	2.2	2.2	2.2	2.3					
Avg. Stride Length [m]	6.1	7.8	7.9	7.6	7.8	7.8	7.7	7.4					





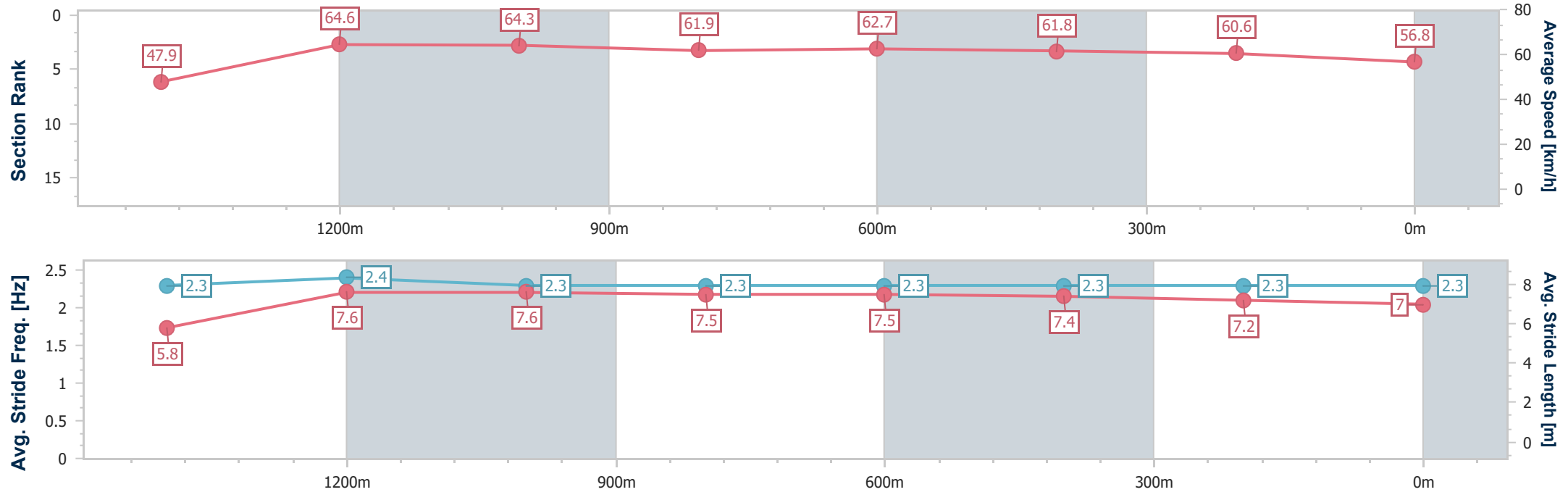
Horse/Jockey Name	Mooloolaba
Final Rank	4
Fastest Section Time (Section)	0:11.20 (1400m)
Top Speed [km/h] (Section)	65.6 (1200m)
Race State	Finished



TownsvilleProfessional
Race 5: ON-COURSE STABLES AVAILABLE BENCHMARK 55
Handicap - 1609m
16 January 2026 - 13:45
Track Rating: Soft 6, Weather: Overcast, Rail Position: +4.5m
1000m-W/Post; +2m Remainder



Section	Overall	1400m	1200m	1000m	800m	600m	400m	200m					
Section Times	1:38.36 [4] (0:16.00)	1:22.36 [6] (0:11.20)	1:11.16 [6] (0:11.24)	0:59.92 [4] (0:11.63)	0:48.29 [3] (0:11.68)	0:36.61 [3] (0:11.92)	0:24.69 [2] (0:11.96)	0:12.73 [1] (0:12.73)					
Average Speed [km/h]	47.9	64.6	64.3	61.9	62.7	61.8	60.6	56.8					
Top Speed [km/h]	64.8	65.4	65.6	62.8	63.5	62.9	63.0	58.5					
Avg. Dist. to Rail [m]	10.0	2.0	0.8	1.6	4.0	4.5	3.1	1.6					
Avg. Stride Freq. [Hz]	2.3	2.4	2.3	2.3	2.3	2.3	2.3	2.3					
Avg. Stride Length [m]	5.8	7.6	7.6	7.5	7.5	7.4	7.2	7.0					



[] Ranking at each section and finish
-.-.- No data available at this section
NA No data available



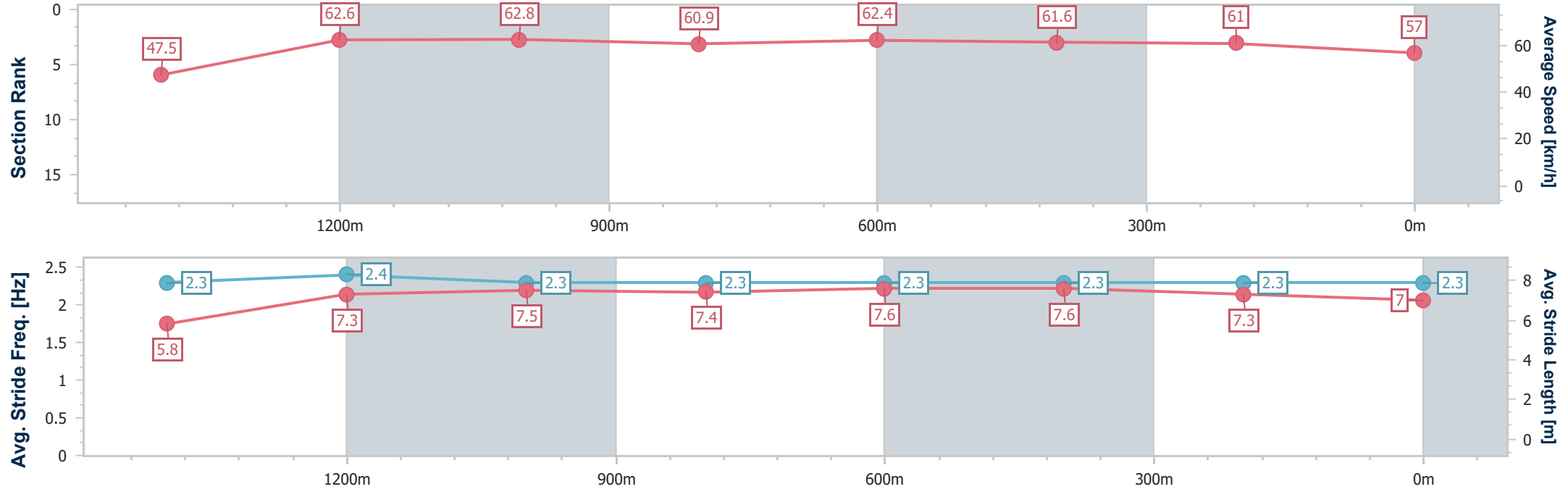
Horse/Jockey Name	Not Worth It
Final Rank	5
Fastest Section Time (Section)	0:11.41 (1400m)
Top Speed [km/h] (Section)	64.4 (1200m)
Race State	Finished



TownsvilleProfessional
Race 5: ON-COURSE STABLES AVAILABLE BENCHMARK 55
Handicap - 1609m
16 January 2026 - 13:45
Track Rating: Soft 6, Weather: Overcast, Rail Position: +4.5m
1000m-W/Post; +2m Remainder



Section	Overall	1400m	1200m	1000m	800m	600m	400m	200m					
Section Times	1:38.44 [5] (0:15.67)	1:22.77 [1] (0:11.41)	1:11.36 [4] (0:11.44)	0:59.92 [5] (0:11.83)	0:48.09 [5] (0:11.68)	0:36.41 [5] (0:11.86)	0:24.55 [3] (0:11.84)	0:12.71 [2] (0:12.71)					
Average Speed [km/h]	47.5	62.6	62.8	60.9	62.4	61.6	61.0	57.0					
Top Speed [km/h]	63.5	63.5	64.4	61.7	63.9	62.7	62.7	59.3					
Avg. Dist. to Rail [m]	3.7	2.1	1.0	1.6	2.8	3.0	2.9	2.4					
Avg. Stride Freq. [Hz]	2.3	2.4	2.3	2.3	2.3	2.3	2.3	2.3					
Avg. Stride Length [m]	5.8	7.3	7.5	7.4	7.6	7.6	7.3	7.0					



[] Ranking at each section and finish
- - - - No data available at this section
NA No data available



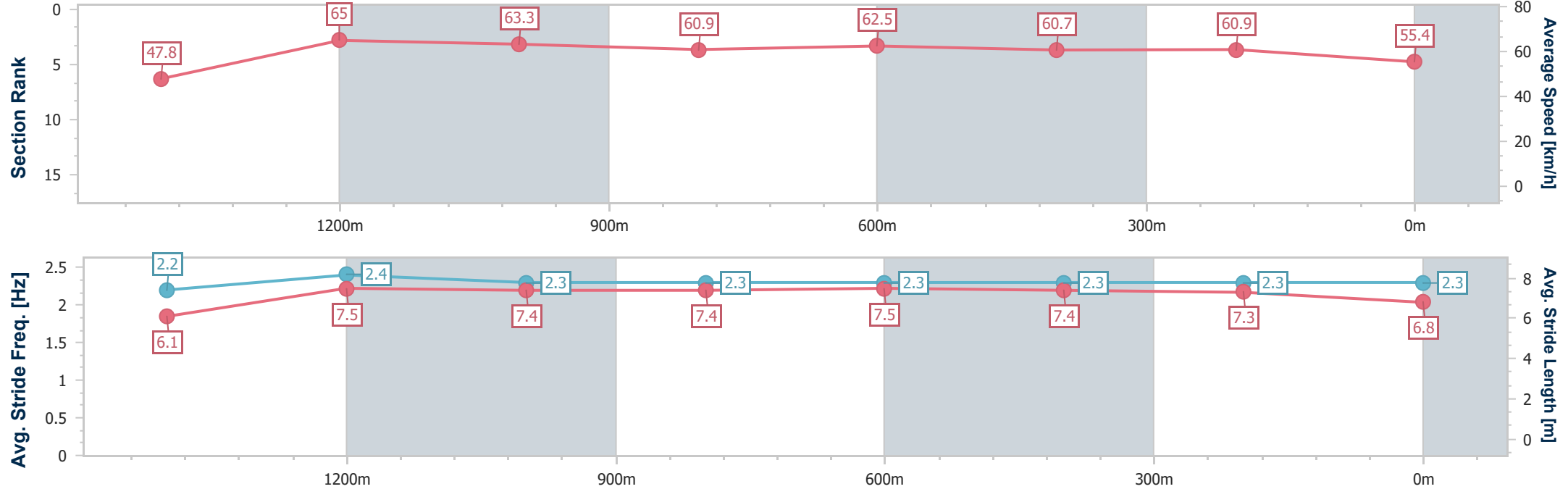
Horse/Jockey Name	Mishani Perfection
Final Rank	8
Fastest Section Time (Section)	0:11.11 (1400m)
Top Speed [km/h] (Section)	66.5 (1400m)
Race State	Finished



TownsvilleProfessional
Race 5: ON-COURSE STABLES AVAILABLE BENCHMARK 55
Handicap - 1609m
16 January 2026 - 13:45
Track Rating: Soft 6, Weather: Overcast, Rail Position: +4.5m
1000m-W/Post; +2m Remainder



Section	Overall	1400m	1200m	1000m	800m	600m	400m	200m					
Section Times	1:38.90 [8] (0:15.77)	1:23.13 [2] (0:11.11)	1:12.02 [2] (0:11.38)	1:00.64 [2] (0:11.87)	0:48.77 [4] (0:11.69)	0:37.08 [4] (0:12.10)	0:24.98 [4] (0:11.90)	0:13.08 [3] (0:13.08)					
Average Speed [km/h]	47.8	65.0	63.3	60.9	62.5	60.7	60.9	55.4					
Top Speed [km/h]	64.2	66.5	64.9	63.2	63.4	62.6	62.2	58.7					
Avg. Dist. to Rail [m]	3.1	0.8	0.4	2.0	3.0	4.2	3.6	2.6					
Avg. Stride Freq. [Hz]	2.2	2.4	2.3	2.3	2.3	2.3	2.3	2.3					
Avg. Stride Length [m]	6.1	7.5	7.4	7.4	7.5	7.4	7.3	6.8					





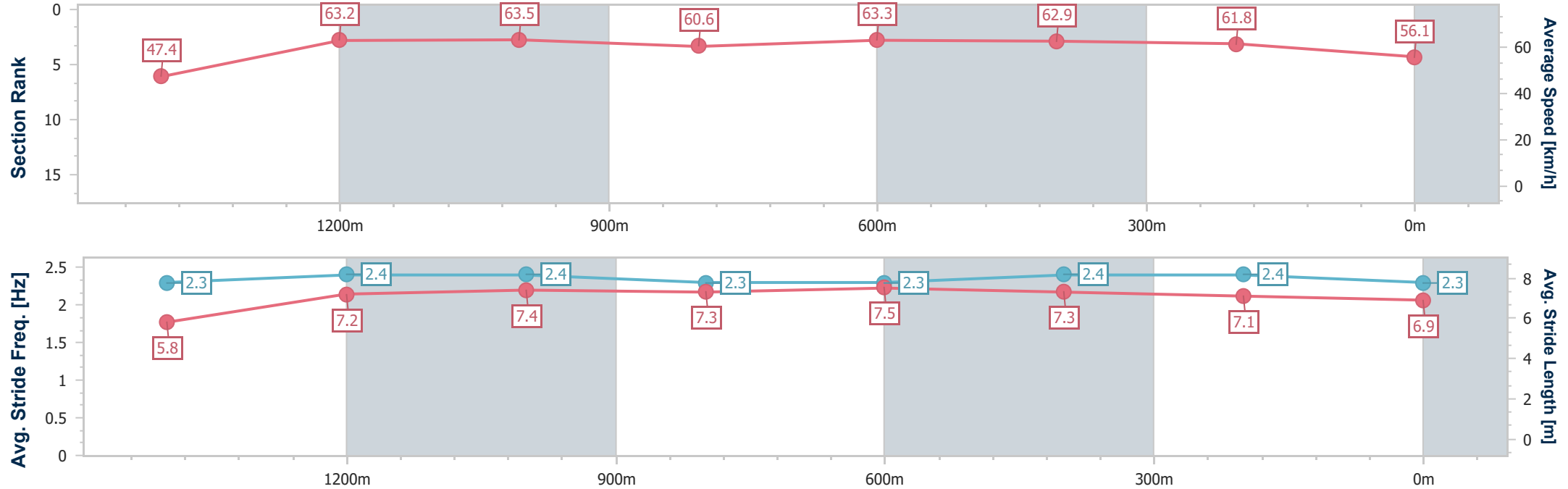
Horse/Jockey Name	Tosinsky
Final Rank	9
Fastest Section Time (Section)	0:11.34 (1200m)
Top Speed [km/h] (Section)	64.9 (800m)
Race State	Finished



TownsvilleProfessional
Race 5: ON-COURSE STABLES AVAILABLE BENCHMARK 55
Handicap - 1609m
16 January 2026 - 13:45
Track Rating: Soft 6, Weather: Overcast, Rail Position: +4.5m
1000m-W/Post; +2m Remainder



Section	Overall	1400m	1200m	1000m	800m	600m	400m	200m					
Section Times	1:38.92 [9] (0:16.08)	1:22.84 [7] (0:11.47)	1:11.37 [8] (0:11.34)	1:00.03 [8] (0:12.09)	0:47.94 [8] (0:11.58)	0:36.36 [9] (0:11.68)	0:24.68 [9] (0:11.76)	0:12.92 [6] (0:12.92)					
Average Speed [km/h]	47.4	63.2	63.5	60.6	63.3	62.9	61.8	56.1					
Top Speed [km/h]	63.1	64.5	64.8	62.3	64.9	64.2	63.6	58.6					
Avg. Dist. to Rail [m]	6.9	2.2	1.8	3.4	3.9	4.2	6.8	8.0					
Avg. Stride Freq. [Hz]	2.3	2.4	2.4	2.3	2.3	2.4	2.4	2.3					
Avg. Stride Length [m]	5.8	7.2	7.4	7.3	7.5	7.3	7.1	6.9					





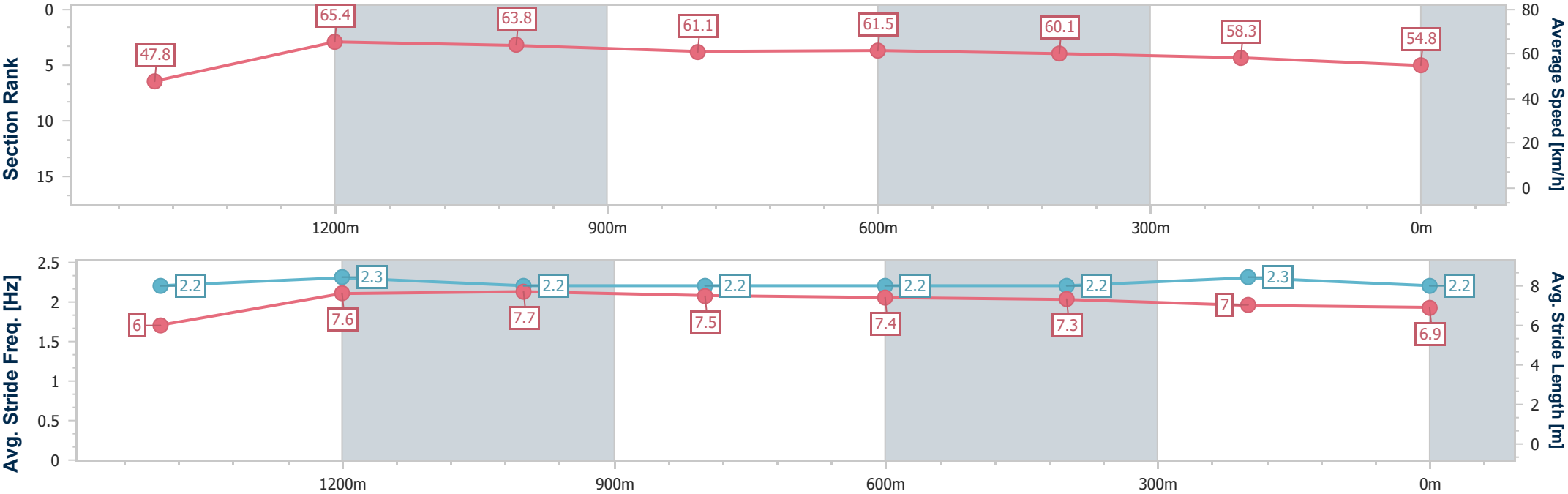
Horse/Jockey Name	Southaven
Final Rank	10
Fastest Section Time (Section)	0:10.99 (1400m)
Top Speed [km/h] (Section)	67.4 (1400m)
Race State	Finished



TownsvilleProfessional
Race 5: ON-COURSE STABLES AVAILABLE BENCHMARK 55
Handicap - 1609m
16 January 2026 - 13:45
Track Rating: Soft 6, Weather: Overcast, Rail Position: +4.5m
1000m-W/Post; +2m Remainder



Section	Overall	1400m	1200m	1000m	800m	600m	400m	200m					
Section Times	1:39.13 [10] (0:16.00)	1:23.13 [5] (0:10.99)	1:12.14 [3] (0:11.28)	1:00.86 [3] (0:11.52)	0:49.34 [1] (0:11.60)	0:37.74 [1] (0:12.09)	0:25.65 [1] (0:12.44)	0:13.21 [5] (0:13.21)					
Average Speed [km/h]	47.8	65.4	63.8	61.1	61.5	60.1	58.3	54.8					
Top Speed [km/h]	64.7	67.4	66.7	61.9	62.4	61.1	60.1	56.1					
Avg. Dist. to Rail [m]	8.5	0.6	2.0	3.9	1.6	1.9	4.1	4.1					
Avg. Stride Freq. [Hz]	2.2	2.3	2.2	2.2	2.2	2.2	2.3	2.2					
Avg. Stride Length [m]	6.0	7.6	7.7	7.5	7.4	7.3	7.0	6.9					





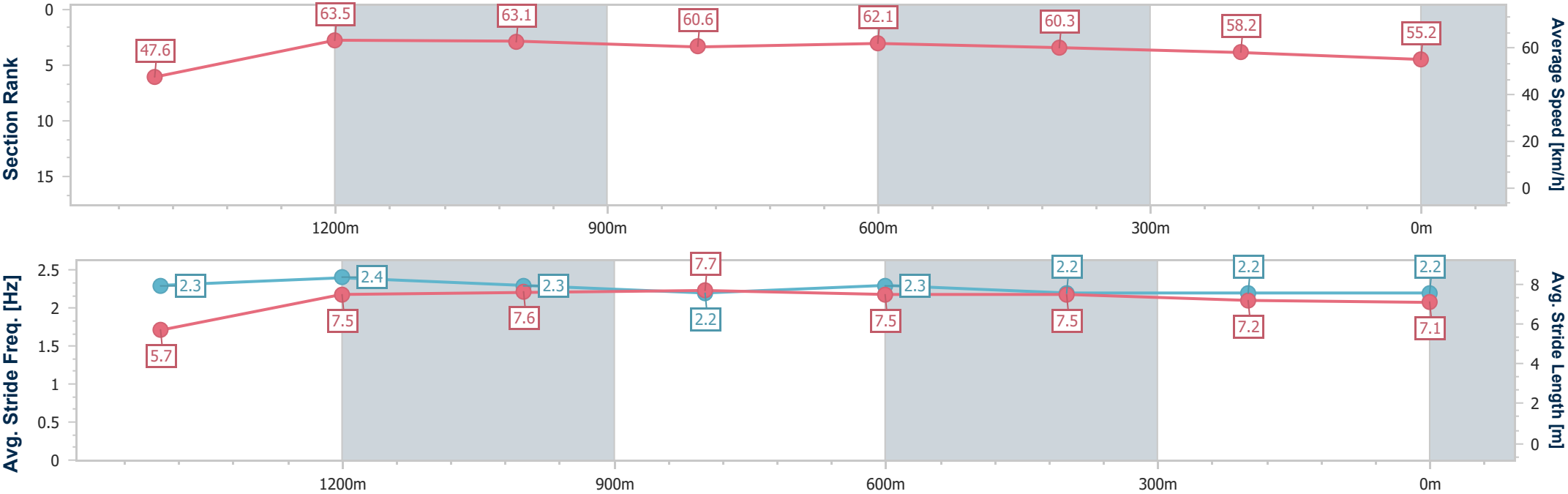
Horse/Jockey Name	Brand New
Final Rank	11
Fastest Section Time (Section)	0:11.33 (1400m)
Top Speed [km/h] (Section)	65.0 (1200m)
Race State	Finished



TownsvilleProfessional
Race 5: ON-COURSE STABLES AVAILABLE BENCHMARK 55
Handicap - 1609m
16 January 2026 - 13:45
Track Rating: Soft 6, Weather: Overcast, Rail Position: +4.5m
1000m-W/Post; +2m Remainder



Section	Overall	1400m	1200m	1000m	800m	600m	400m	200m					
Section Times	1:39.69 [11] (0:15.83)	1:23.86 [3] (0:11.33)	1:12.53 [5] (0:11.38)	1:01.15 [6] (0:11.85)	0:49.30 [6] (0:11.71)	0:37.59 [6] (0:12.08)	0:25.51 [6] (0:12.38)	0:13.13 [9] (0:13.13)					
Average Speed [km/h]	47.6	63.5	63.1	60.6	62.1	60.3	58.2	55.2					
Top Speed [km/h]	62.9	64.5	65.0	61.4	63.3	61.7	59.9	58.8					
Avg. Dist. to Rail [m]	2.9	0.4	1.3	1.3	2.1	2.2	2.6	2.8					
Avg. Stride Freq. [Hz]	2.3	2.4	2.3	2.2	2.3	2.2	2.2	2.2					
Avg. Stride Length [m]	5.7	7.5	7.6	7.7	7.5	7.5	7.2	7.1					





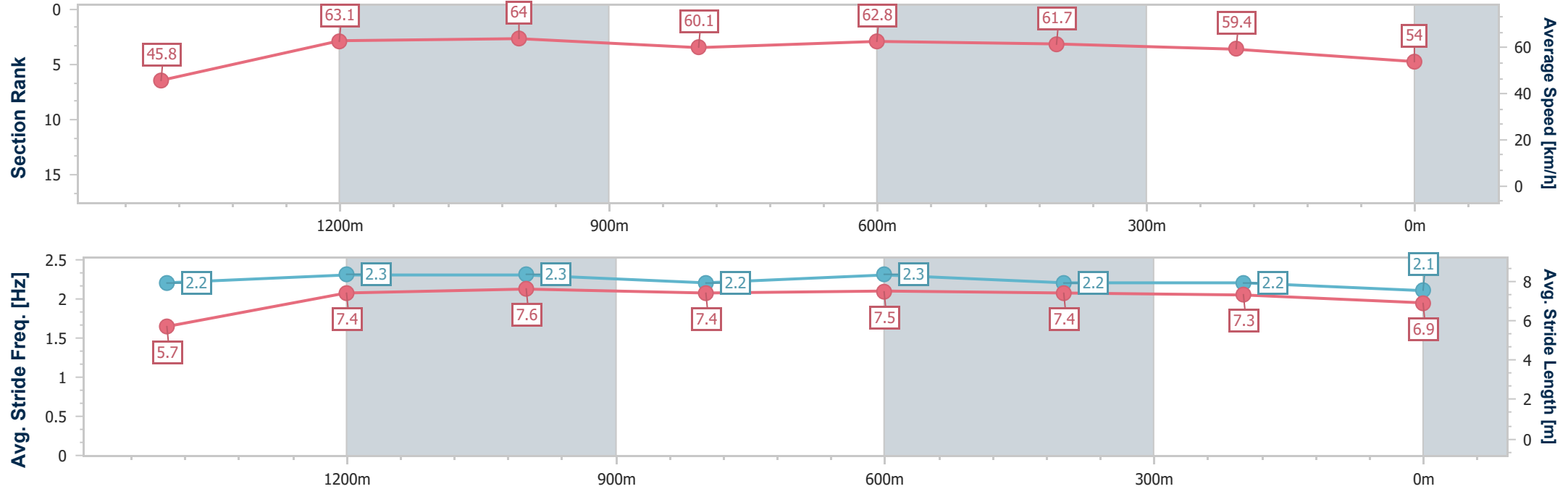
Horse/Jockey Name	Better Breakout
Final Rank	12
Fastest Section Time (Section)	0:11.22 (1200m)
Top Speed [km/h] (Section)	65.3 (1200m)
Race State	Finished



TownsvilleProfessional
Race 5: ON-COURSE STABLES AVAILABLE BENCHMARK 55
Handicap - 1609m
16 January 2026 - 13:45
Track Rating: Soft 6, Weather: Overcast, Rail Position: +4.5m
1000m-W/Post; +2m Remainder



Section	Overall	1400m	1200m	1000m	800m	600m	400m	200m					
Section Times	1:39.72 [12] (0:16.61)	1:23.11 [10] (0:11.34)	1:11.77 [10] (0:11.22)	1:00.55 [10] (0:11.85)	0:48.70 [9] (0:11.49)	0:37.21 [8] (0:11.68)	0:25.53 [7] (0:12.12)	0:13.41 [8] (0:13.41)					
Average Speed [km/h]	45.8	63.1	64.0	60.1	62.8	61.7	59.4	54.0					
Top Speed [km/h]	61.7	64.6	65.3	61.8	63.2	62.9	60.5	58.7					
Avg. Dist. to Rail [m]	7.6	2.0	2.3	2.0	0.3	0.5	0.5	0.5					
Avg. Stride Freq. [Hz]	2.2	2.3	2.3	2.2	2.3	2.2	2.2	2.1					
Avg. Stride Length [m]	5.7	7.4	7.6	7.4	7.5	7.4	7.3	6.9					





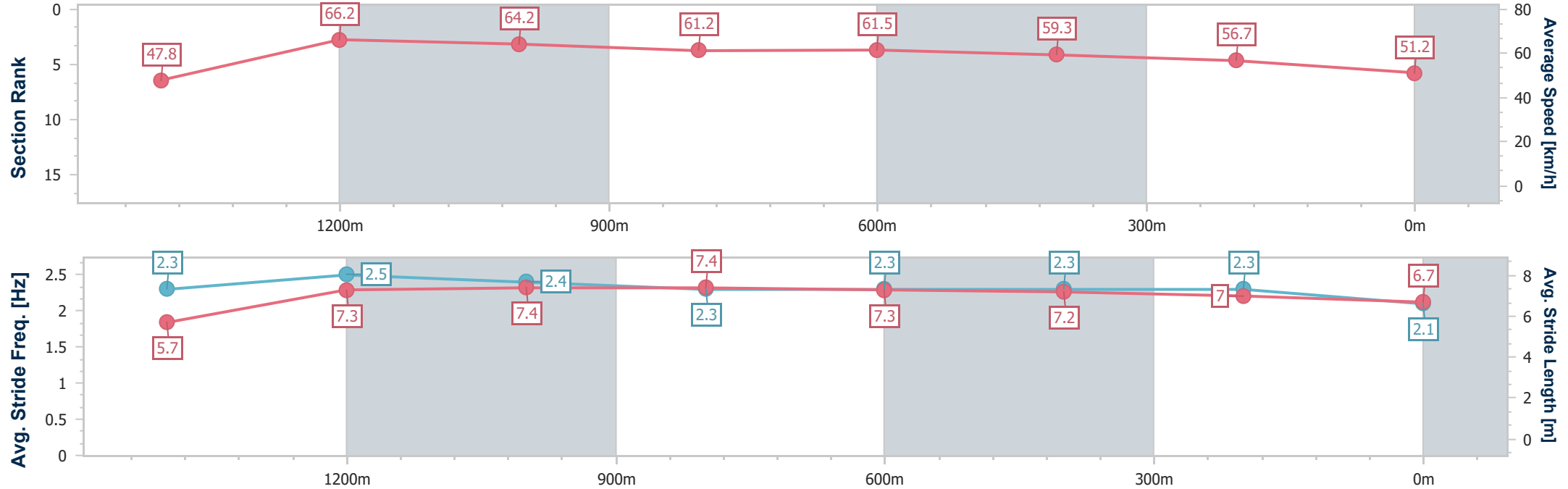
Horse/Jockey Name	Napa Valley
Final Rank	13
Fastest Section Time (Section)	0:10.92 (1400m)
Top Speed [km/h] (Section)	67.9 (1200m)
Race State	Finished



TownsvilleProfessional
Race 5: ON-COURSE STABLES AVAILABLE BENCHMARK 55
Handicap - 1609m
16 January 2026 - 13:45
Track Rating: Soft 6, Weather: Overcast, Rail Position: +4.5m
1000m-W/Post; +2m Remainder



Section	Overall	1400m	1200m	1000m	800m	600m	400m	200m					
Section Times	1:40.89 [13] (0:15.87)	1:25.02 [4] (0:10.92)	1:14.10 [1] (0:11.22)	1:02.88 [1] (0:11.81)	0:51.07 [2] (0:11.92)	0:39.15 [2] (0:12.30)	0:26.85 [5] (0:12.72)	0:14.13 [10] (0:14.13)					
Average Speed [km/h]	47.8	66.2	64.2	61.2	61.5	59.3	56.7	51.2					
Top Speed [km/h]	65.9	67.6	67.9	62.2	62.9	62.1	58.4	54.9					
Avg. Dist. to Rail [m]	7.5	2.5	2.1	2.0	3.5	2.6	2.1	0.5					
Avg. Stride Freq. [Hz]	2.3	2.5	2.4	2.3	2.3	2.3	2.3	2.1					
Avg. Stride Length [m]	5.7	7.3	7.4	7.4	7.3	7.2	7.0	6.7					





Horse/Jockey Name	Valubious
Final Rank	-
Fastest Section Time (Section)	-:--:--
Top Speed [km/h] (Section)	--.-
Race State	DidNotTrack



TownsvilleProfessional
Race 5: ON-COURSE STABLES AVAILABLE BENCHMARK 55
Handicap - 1609m
16 January 2026 - 13:45
Track Rating: Soft 6, Weather: Overcast, Rail Position: +4.5m
1000m-W/Post; +2m Remainder



Section	Overall	1400m	1200m	1000m	800m	600m	400m	200m					
Section Times	-:--:--	-:--:--	-:--:--	-:--:--	-:--:--	-:--:--	-:--:--	-:--:--					
Average Speed [km/h]	--.-	--.-	--.-	--.-	--.-	--.-	--.-	--.-					
Top Speed [km/h]	--.-	--.-	--.-	--.-	--.-	--.-	--.-	--.-					
Avg. Dist. to Rail [m]	.-	.-	.-	.-	.-	.-	.-	.-					
Avg. Stride Freq. [Hz]	--.-	--.-	--.-	--.-	--.-	--.-	--.-	--.-					
Avg. Stride Length [m]	--.-	--.-	--.-	--.-	--.-	--.-	--.-	--.-					

- [] Ranking at each section and finish
- :--:-- No data available at this section
- NA No data available



Horse/Jockey Name	Chance
Final Rank	-
Fastest Section Time (Section)	-:--:--
Top Speed [km/h] (Section)	--.-
Race State	DidNotTrack



TownsvilleProfessional
Race 5: ON-COURSE STABLES AVAILABLE BENCHMARK 55
Handicap - 1609m
16 January 2026 - 13:45
Track Rating: Soft 6, Weather: Overcast, Rail Position: +4.5m
1000m-W/Post; +2m Remainder



Section	Overall	1400m	1200m	1000m	800m	600m	400m	200m					
Section Times	-:--:--	-:--:--	-:--:--	-:--:--	-:--:--	-:--:--	-:--:--	-:--:--					
Average Speed [km/h]	--.-	--.-	--.-	--.-	--.-	--.-	--.-	--.-					
Top Speed [km/h]	--.-	--.-	--.-	--.-	--.-	--.-	--.-	--.-					
Avg. Dist. to Rail [m]	.-	.-	.-	.-	.-	.-	.-	.-					
Avg. Stride Freq. [Hz]	--.-	--.-	--.-	--.-	--.-	--.-	--.-	--.-					
Avg. Stride Length [m]	--.-	--.-	--.-	--.-	--.-	--.-	--.-	--.-					

[] Ranking at each section and finish
-:--:-- No data available at this section
NA No data available



Horse/Jockey Name	Khamis
Final Rank	-
Fastest Section Time (Section)	-:--:--
Top Speed [km/h] (Section)	--.-
Race State	DidNotTrack



TownsvilleProfessional
Race 5: ON-COURSE STABLES AVAILABLE BENCHMARK 55
Handicap - 1609m
16 January 2026 - 13:45
Track Rating: Soft 6, Weather: Overcast, Rail Position: +4.5m
1000m-W/Post; +2m Remainder



Section	Overall	1400m	1200m	1000m	800m	600m	400m	200m					
Section Times	-:--:--	-:--:--	-:--:--	-:--:--	-:--:--	-:--:--	-:--:--	-:--:--					
Average Speed [km/h]	--.-	--.-	--.-	--.-	--.-	--.-	--.-	--.-					
Top Speed [km/h]	--.-	--.-	--.-	--.-	--.-	--.-	--.-	--.-					
Avg. Dist. to Rail [m]	.-	.-	.-	.-	.-	.-	.-	.-					
Avg. Stride Freq. [Hz]	--.-	--.-	--.-	--.-	--.-	--.-	--.-	--.-					
Avg. Stride Length [m]	--.-	--.-	--.-	--.-	--.-	--.-	--.-	--.-					

[] Ranking at each section and finish
-:--:-- No data available at this section
NA No data available



TownsvilleProfessional
Race 6: MITAVITE Class 3 Handicap - 1200m
16 January 2026 - 14:17



Track Rating: Soft 6, Weather: Overcast, Rail Position: +4.5m 1000m-W/Post; +2m Remainder

Section		Overall				1000m	800m	600m	400m	200m	Last 600m		
Field Times		1:11.07 (0:14.82)				0:56.25 (0:10.53)	0:45.72 (0:10.93)	0:34.79 (0:11.30)	0:23.49 (0:11.35)	0:12.14 (0:12.14)	0:34.79		
Rank	TAB	Horse/Jockey	Barrier	Top Speed [km/h]	Fastest Section							Margin	Distance Travelled [m]
1	9	RUSSIAN SUMMER	4	68.3	0:10.66	1:11.07 [1]	0:56.10 [3]	0:45.44 [3]	0:34.60 [3]	0:23.24 [4]	0:11.99 [2]	1:11.07	0:34.60
		Lacey Morrison		800m	1000m	(0:14.97)	(0:10.66)	(0:10.84)	(0:11.36)	(0:11.25)	(0:11.99)		
2	10	MELO MELO KAVA	7	68.5	0:10.48	1:11.08 [2]	0:56.15 [2]	0:45.67 [2]	0:34.80 [1]	0:23.50 [1]	0:12.15 [1]	0.09L	0:34.80 -6
		Adam Sewell		1000m	1000m	(0:14.93)	(0:10.48)	(0:10.87)	(0:11.30)	(0:11.35)	(0:12.15)		
3	6	MAJOR LOOK	8	68.4	0:10.60	1:11.36 [3]	0:55.57 [8]	0:44.74 [10]	0:34.14 [10]	0:23.28 [8]	0:11.97 [6]	1.73L	0:34.14 -4
		Jackson Murphy		800m	800m	(0:15.79)	(0:10.83)	(0:10.60)	(0:10.86)	(0:11.31)	(0:11.97)		
4	13	SHEZA CHIQUITITA	10	69.4	0:10.62	1:11.41 [4]	0:56.08 [7]	0:45.46 [5]	0:34.77 [5]	0:23.44 [5]	0:11.98 [7]	2.01L	0:34.77 +0
		Nathan Thomas		800m	1000m	(0:15.33)	(0:10.62)	(0:10.69)	(0:11.33)	(0:11.46)	(0:11.98)		
5	14	SUPER TWENTY THREE	12	68.7	0:10.78	1:11.46 [5]	0:56.14 [6]	0:45.36 [7]	0:34.57 [8]	0:23.27 [10]	0:11.94 [9]	2.29L	0:34.57 +4
		Ryan Wiggins		1000m	1000m	(0:15.32)	(0:10.78)	(0:10.79)	(0:11.30)	(0:11.33)	(0:11.94)		
6	3	TRAPEZE PLEASURE	15	69.8	0:10.63	1:11.46 [6]	0:55.18 [12]	0:44.34 [12]	0:33.71 [12]	0:23.01 [12]	0:11.82 [12]	2.33L	0:33.71 -1
		Amanda Thomson		600m	800m	(0:16.28)	(0:10.84)	(0:10.63)	(0:10.70)	(0:11.19)	(0:11.82)		
7	15	BRAVE INTENT	16	69.2	0:10.21	1:11.47 [7]	0:55.40 [10]	0:45.19 [8]	0:34.64 [7]	0:23.40 [7]	0:12.11 [5]	2.38L	0:34.64 -8
		Ivo Fry		1000m	1000m	(0:16.07)	(0:10.21)	(0:10.55)	(0:11.24)	(0:11.29)	(0:12.11)		
8	8	BIG DEMEANOR	6	68.9	0:10.62	1:11.48 [8]	0:56.40 [4]	0:45.78 [4]	0:34.91 [4]	0:23.65 [3]	0:12.24 [3]	2.42L	0:34.91 +0
		Ashvin Goindasamy		1000m	1000m	(0:15.08)	(0:10.62)	(0:10.87)	(0:11.26)	(0:11.41)	(0:12.24)		
9	17	CRAICARO	3	68.8	0:10.69	1:11.63 [9]	0:56.32 [5]	0:45.63 [6]	0:34.86 [6]	0:23.62 [6]	0:12.12 [8]	3.32L	0:34.86 -4
		Tasha Chambers		800m	1000m	(0:15.31)	(0:10.69)	(0:10.77)	(0:11.24)	(0:11.50)	(0:12.12)		
10	4	KHUMBILA	17	69.1	0:10.61	1:11.66 [10]	0:55.53 [11]	0:44.72 [11]	0:34.11 [11]	0:23.27 [11]	0:12.02 [11]	3.57L	0:34.11 -5
		Sean Cormack		800m	800m	(0:16.13)	(0:10.81)	(0:10.61)	(0:10.84)	(0:11.25)	(0:12.02)		

Scratched: Kobayastar (#11), Hell Of A Bentley (#16), Nolan (#1), Chartwell (#2)



Townsville Professional
Race 6: MITAVITE Class 3 Handicap - 1200m
16 January 2026 - 14:17



Track Rating: Soft 6, Weather: Overcast, Rail Position: +4.5m 1000m-W/Post; +2m Remainder

Section		Overall				1000m	800m	600m	400m	200m	Last 600m			
Field Times		1:11.07				0:56.25	0:45.72	0:34.79	0:23.49	0:12.14	0:34.79			
		(0:14.82)				(0:10.53)	(0:10.93)	(0:11.30)	(0:11.35)	(0:12.14)				
Rank	TAB	Horse/Jockey	Barrier	Top Speed [km/h]	Fastest Section							Margin		Distance Travelled [m]
11	12	HOT TORQUE INVEGAS	5	68.4	0:10.53	1:11.72 [11]	0:56.90 [1]	0:46.37 [1]	0:35.38 [2]	0:24.09 [2]	0:12.42 [4]	3.85L	0:35.38	-8
		Fiona Sandkuhl		1000m	1000m	(0:14.82)	(0:10.53)	(0:10.99)	(0:11.29)	(0:11.67)	(0:12.42)			
12	5	TYMON	13	69.8	0:10.46	1:11.81 [12]	0:55.85 [9]	0:45.29 [9]	0:34.83 [9]	0:23.68 [9]	0:12.26 [10]	4.37L	0:34.83	-3
		Chris Whiteley		800m	800m	(0:15.96)	(0:10.56)	(0:10.46)	(0:11.15)	(0:11.42)	(0:12.26)			
13	7	FLASHBANG	2	68.1	0:10.76	1:12.31 [13]	0:55.96 [13]	0:44.88 [13]	0:34.12 [13]	0:23.04 [13]	0:11.83 [13]	7.32L	0:34.12	-6
		Wanderson D'Avila		800m	800m	(0:16.35)	(0:11.08)	(0:10.76)	(0:11.08)	(0:11.21)	(0:11.83)			

Scratched: Kobayastar (#11), Hell Of A Bentley (#16), Nolan (#1), Chartwell (#2)



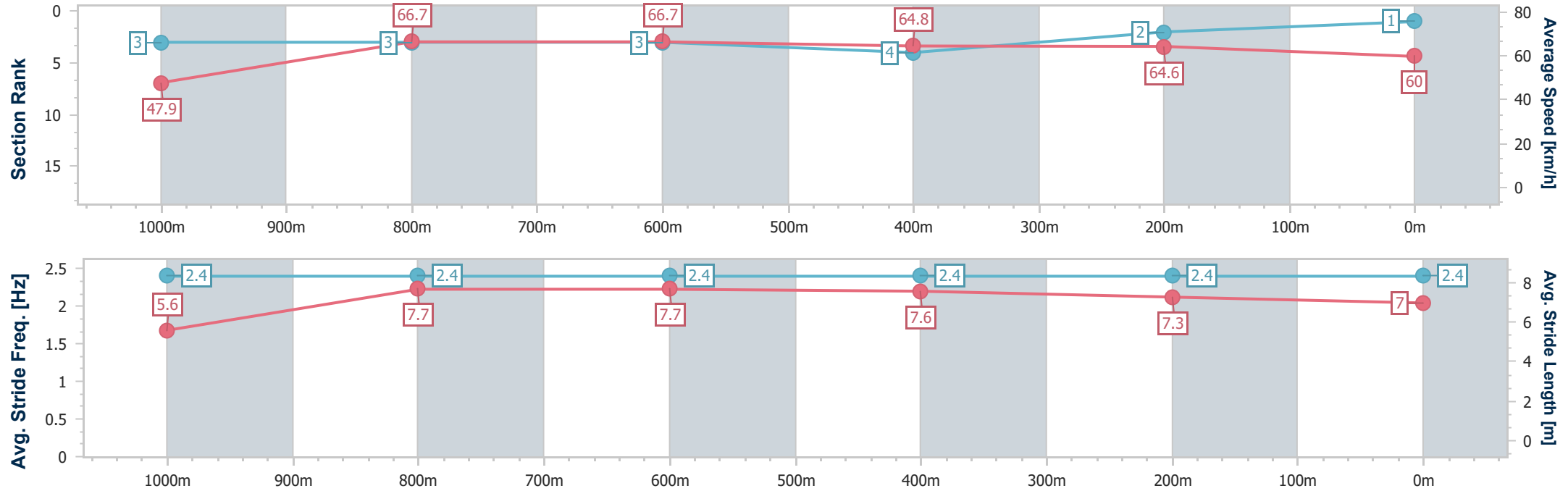
Horse/Jockey Name	Russian Summer
Final Rank	1
Fastest Section Time (Section)	0:10.66 (1000m)
Top Speed [km/h] (Section)	68.3 (800m)
Race State	Finished



TownsvilleProfessional
Race 6: MITAVITE Class 3 Handicap - 1200m
16 January 2026 - 14:17
Track Rating: Soft 6, Weather: Overcast, Rail Position: +4.5m
1000m-W/Post; +2m Remainder



Section	Overall	1000m	800m	600m	400m	200m							
Section Times	1:11.07 [1] (0:14.97)	0:56.10 [3] (0:10.66)	0:45.44 [3] (0:10.84)	0:34.60 [3] (0:11.36)	0:23.24 [4] (0:11.25)	0:11.99 [2] (0:11.99)							
Average Speed [km/h]	47.9	66.7	66.7	64.8	64.6	60.0							
Top Speed [km/h]	66.2	68.1	68.3	65.8	66.4	62.1							
Avg. Dist. to Rail [m]	4.8	2.4	1.4	4.2	4.4	4.5							
Avg. Stride Freq. [Hz]	2.4	2.4	2.4	2.4	2.4	2.4							
Avg. Stride Length [m]	5.6	7.7	7.7	7.6	7.3	7.0							





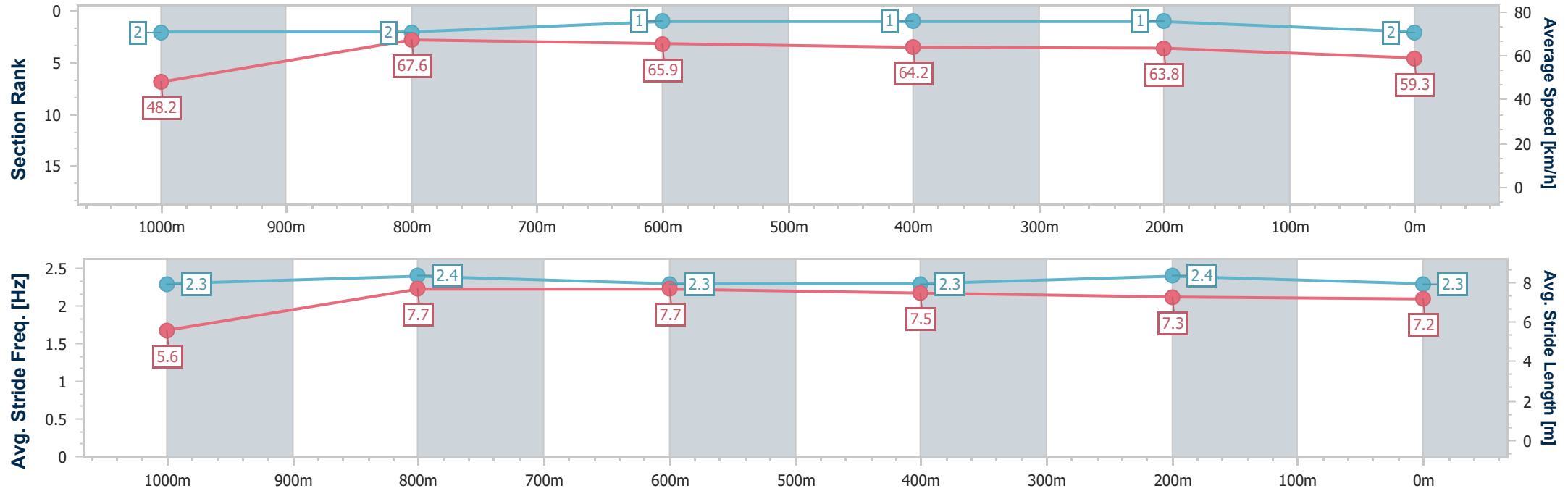
Horse/Jockey Name	Melo Melo Kava
Final Rank	2
Fastest Section Time (Section)	0:10.48 (1000m)
Top Speed [km/h] (Section)	68.5 (1000m)
Race State	Finished



TownsvilleProfessional
Race 6: MITAVITE Class 3 Handicap - 1200m
16 January 2026 - 14:17
Track Rating: Soft 6, Weather: Overcast, Rail Position: +4.5m
1000m-W/Post; +2m Remainder



Section	Overall	1000m	800m	600m	400m	200m							
Section Times	1:11.08 [2] (0:14.93)	0:56.15 [2] (0:10.48)	0:45.67 [2] (0:10.87)	0:34.80 [1] (0:11.30)	0:23.50 [1] (0:11.35)	0:12.15 [1] (0:12.15)							
Average Speed [km/h]	48.2	67.6	65.9	64.2	63.8	59.3							
Top Speed [km/h]	67.5	68.5	67.4	64.7	64.8	62.1							
Avg. Dist. to Rail [m]	5.1	2.8	1.1	1.6	3.1	2.9							
Avg. Stride Freq. [Hz]	2.3	2.4	2.3	2.3	2.4	2.3							
Avg. Stride Length [m]	5.6	7.7	7.7	7.5	7.3	7.2							





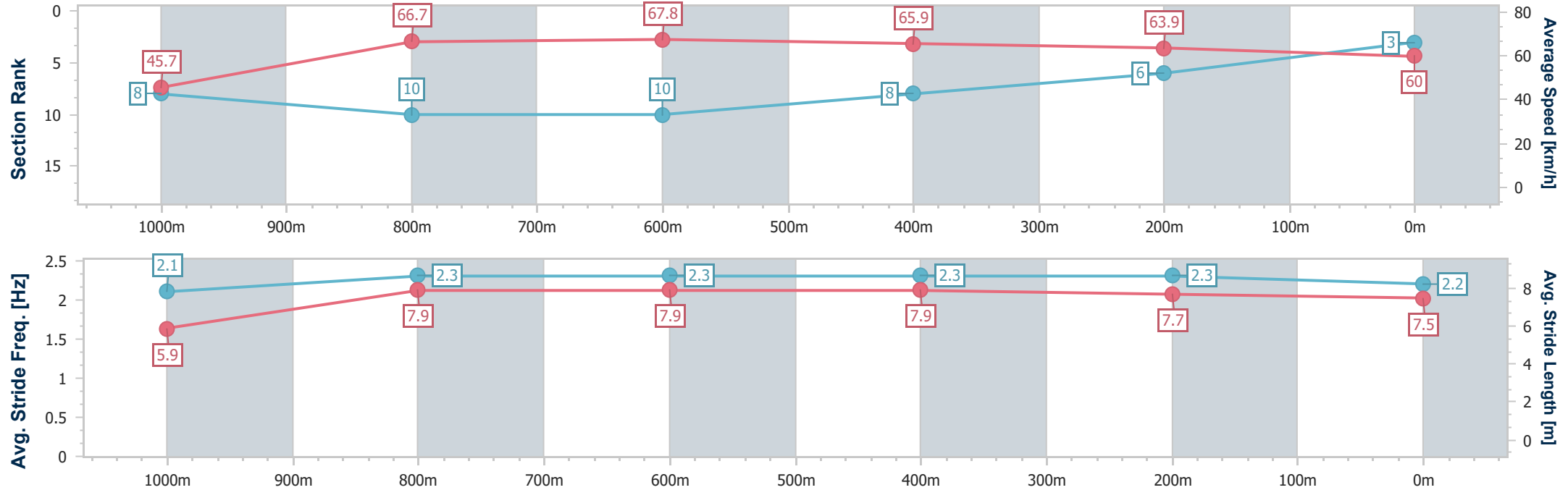
Horse/Jockey Name	Major Look
Final Rank	3
Fastest Section Time (Section)	0:10.60 (800m)
Top Speed [km/h] (Section)	68.4 (800m)
Race State	Finished



TownsvilleProfessional
Race 6: MITAVITE Class 3 Handicap - 1200m
16 January 2026 - 14:17
Track Rating: Soft 6, Weather: Overcast, Rail Position: +4.5m
1000m-W/Post; +2m Remainder



Section	Overall	1000m	800m	600m	400m	200m							
Section Times	1:11.36 [3] (0:15.79)	0:55.57 [8] (0:10.83)	0:44.74 [10] (0:10.60)	0:34.14 [10] (0:10.86)	0:23.28 [8] (0:11.31)	0:11.97 [6] (0:11.97)							
Average Speed [km/h]	45.7	66.7	67.8	65.9	63.9	60.0							
Top Speed [km/h]	64.3	67.5	68.4	67.4	64.7	63.1							
Avg. Dist. to Rail [m]	9.6	0.7	0.8	1.3	2.9	3.0							
Avg. Stride Freq. [Hz]	2.1	2.3	2.3	2.3	2.3	2.2							
Avg. Stride Length [m]	5.9	7.9	7.9	7.9	7.7	7.5							





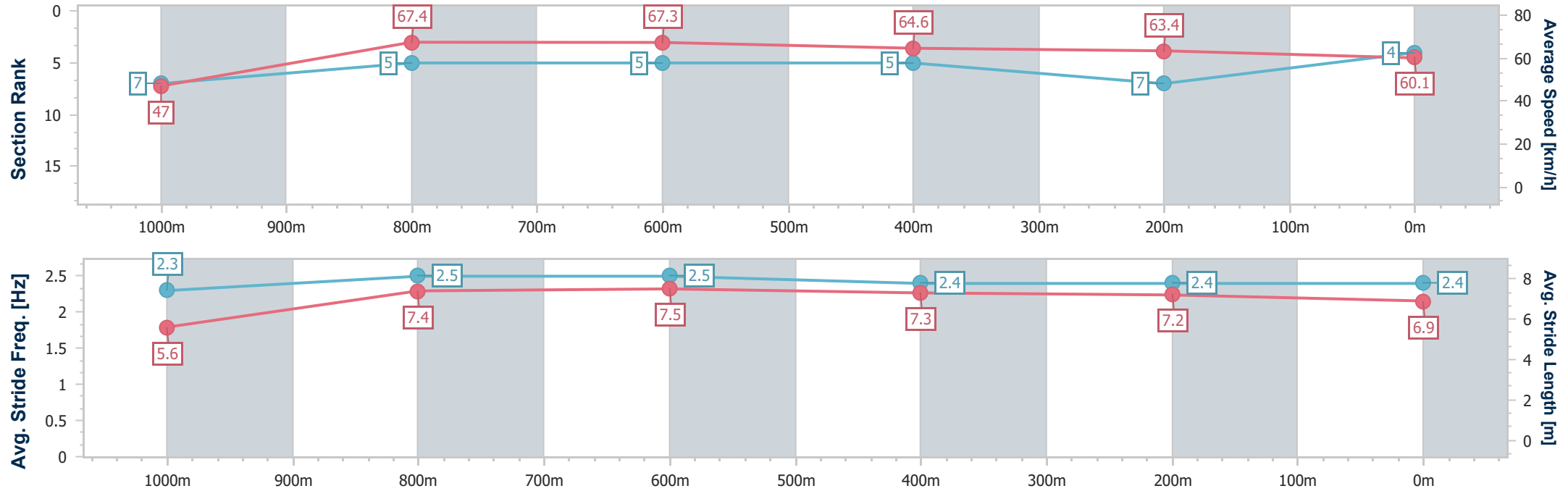
Horse/Jockey Name	Sheza Chiquitita
Final Rank	4
Fastest Section Time (Section)	0:10.62 (1000m)
Top Speed [km/h] (Section)	69.4 (800m)
Race State	Finished



TownsvilleProfessional
Race 6: MITAVITE Class 3 Handicap - 1200m
16 January 2026 - 14:17
Track Rating: Soft 6, Weather: Overcast, Rail Position: +4.5m
1000m-W/Post; +2m Remainder



Section	Overall	1000m	800m	600m	400m	200m							
Section Times	1:11.41 [4] (0:15.33)	0:56.08 [7] (0:10.62)	0:45.46 [5] (0:10.69)	0:34.77 [5] (0:11.33)	0:23.44 [5] (0:11.46)	0:11.98 [7] (0:11.98)							
Average Speed [km/h]	47.0	67.4	67.3	64.6	63.4	60.1							
Top Speed [km/h]	65.4	68.8	69.4	65.6	63.9	62.0							
Avg. Dist. to Rail [m]	6.6	1.1	0.6	2.9	4.6	4.0							
Avg. Stride Freq. [Hz]	2.3	2.5	2.5	2.4	2.4	2.4							
Avg. Stride Length [m]	5.6	7.4	7.5	7.3	7.2	6.9							





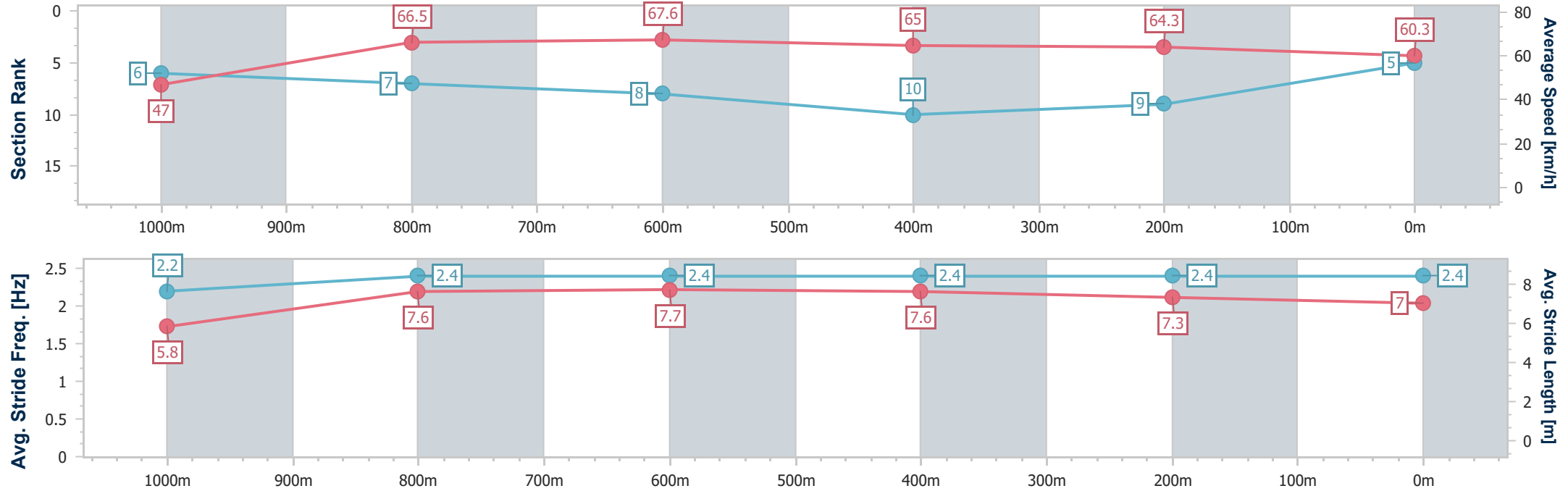
Horse/Jockey Name	Super Twenty Three
Final Rank	5
Fastest Section Time (Section)	0:10.78 (1000m)
Top Speed [km/h] (Section)	68.7 (1000m)
Race State	Finished



TownsvilleProfessional
Race 6: MITAVITE Class 3 Handicap - 1200m
16 January 2026 - 14:17
Track Rating: Soft 6, Weather: Overcast, Rail Position: +4.5m
1000m-W/Post; +2m Remainder



Section	Overall	1000m	800m	600m	400m	200m							
Section Times	1:11.46 [5] (0:15.32)	0:56.14 [6] (0:10.78)	0:45.36 [7] (0:10.79)	0:34.57 [8] (0:11.30)	0:23.27 [10] (0:11.33)	0:11.94 [9] (0:11.94)							
Average Speed [km/h]	47.0	66.5	67.6	65.0	64.3	60.3							
Top Speed [km/h]	64.9	68.7	68.4	66.5	65.7	62.4							
Avg. Dist. to Rail [m]	7.6	0.8	2.3	4.2	6.8	7.1							
Avg. Stride Freq. [Hz]	2.2	2.4	2.4	2.4	2.4	2.4							
Avg. Stride Length [m]	5.8	7.6	7.7	7.6	7.3	7.0							





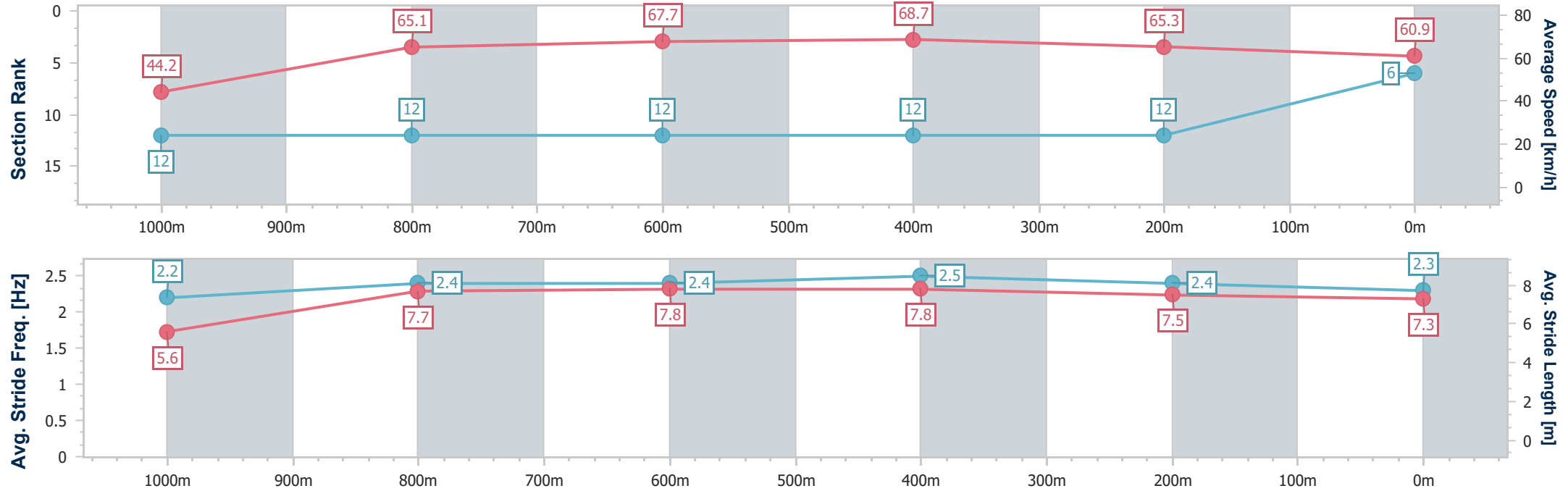
Horse/Jockey Name	Trapeze Pleasure
Final Rank	6
Fastest Section Time (Section)	0:10.63 (800m)
Top Speed [km/h] (Section)	69.8 (600m)
Race State	Finished



TownsvilleProfessional
Race 6: MITAVITE Class 3 Handicap - 1200m
16 January 2026 - 14:17
Track Rating: Soft 6, Weather: Overcast, Rail Position: +4.5m
1000m-W/Post; +2m Remainder



Section	Overall	1000m	800m	600m	400m	200m							
Section Times	1:11.46 [6] (0:16.28)	0:55.18 [12] (0:10.84)	0:44.34 [12] (0:10.63)	0:33.71 [12] (0:10.70)	0:23.01 [12] (0:11.19)	0:11.82 [12] (0:11.82)							
Average Speed [km/h]	44.2	65.1	67.7	68.7	65.3	60.9							
Top Speed [km/h]	62.7	68.1	69.4	69.8	66.4	63.8							
Avg. Dist. to Rail [m]	7.3	3.6	0.7	4.1	7.7	8.7							
Avg. Stride Freq. [Hz]	2.2	2.4	2.4	2.5	2.4	2.3							
Avg. Stride Length [m]	5.6	7.7	7.8	7.8	7.5	7.3							





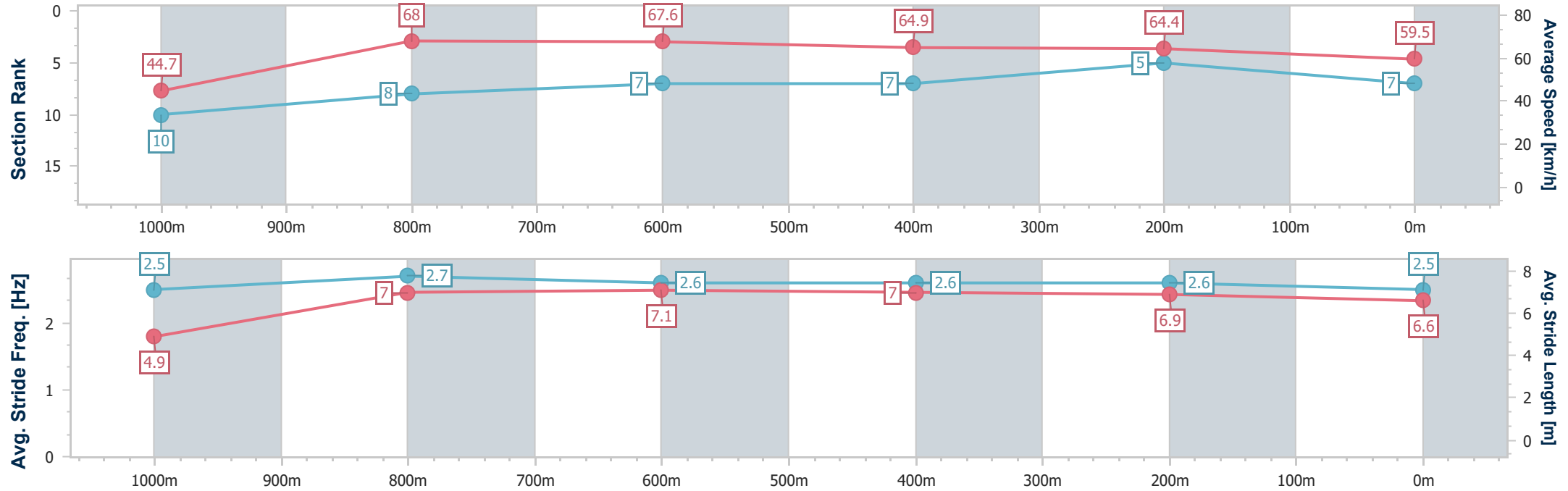
Horse/Jockey Name	Brave Intent
Final Rank	7
Fastest Section Time (Section)	0:10.21 (1000m)
Top Speed [km/h] (Section)	69.2 (1000m)
Race State	Finished



TownsvilleProfessional
Race 6: MITAVITE Class 3 Handicap - 1200m
16 January 2026 - 14:17
Track Rating: Soft 6, Weather: Overcast, Rail Position: +4.5m
1000m-W/Post; +2m Remainder



Section	Overall	1000m	800m	600m	400m	200m								
Section Times	1:11.47 [7] (0:16.07)	0:55.40 [10] (0:10.21)	0:45.19 [8] (0:10.55)	0:34.64 [7] (0:11.24)	0:23.40 [7] (0:11.29)	0:12.11 [5] (0:12.11)								
Average Speed [km/h]	44.7	68.0	67.6	64.9	64.4	59.5								
Top Speed [km/h]	66.5	69.2	69.2	66.3	65.1	63.2								
Avg. Dist. to Rail [m]	9.7	6.7	2.6	3.0	5.5	4.5								
Avg. Stride Freq. [Hz]	2.5	2.7	2.6	2.6	2.6	2.5								
Avg. Stride Length [m]	4.9	7.0	7.1	7.0	6.9	6.6								





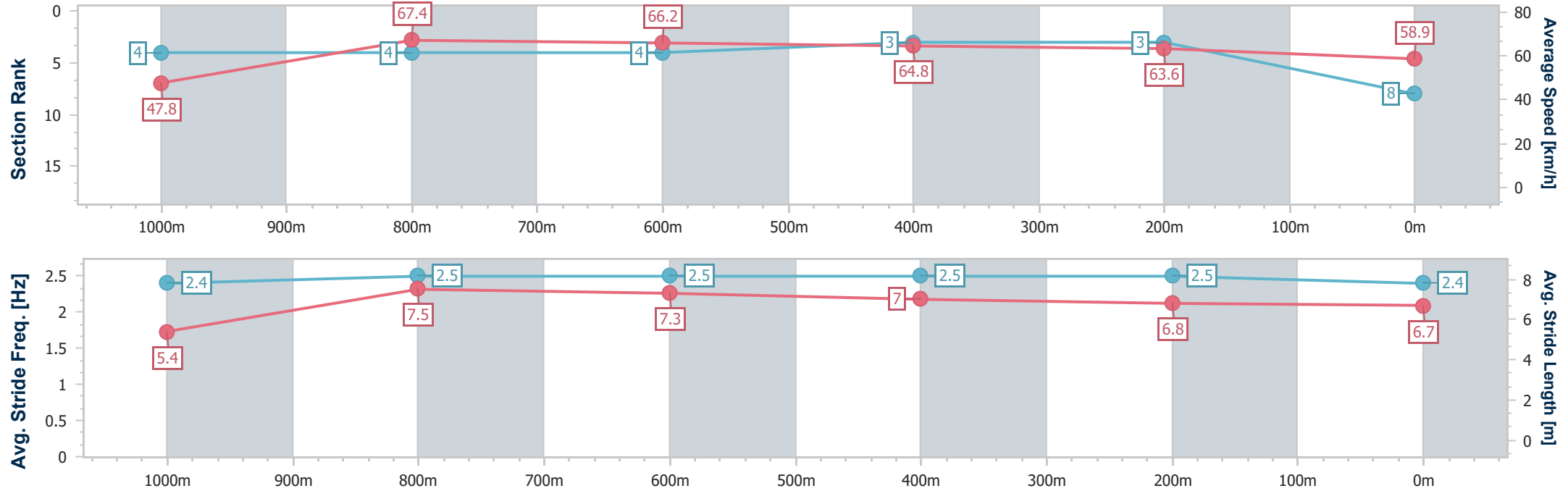
Horse/Jockey Name	Big Demeanor
Final Rank	8
Fastest Section Time (Section)	0:10.62 (1000m)
Top Speed [km/h] (Section)	68.9 (1000m)
Race State	Finished



TownsvilleProfessional
Race 6: MITAVITE Class 3 Handicap - 1200m
16 January 2026 - 14:17
Track Rating: Soft 6, Weather: Overcast, Rail Position: +4.5m
1000m-W/Post; +2m Remainder



Section	Overall	1000m	800m	600m	400m	200m								
Section Times	1:11.48 [8] (0:15.08)	0:56.40 [4] (0:10.62)	0:45.78 [4] (0:10.87)	0:34.91 [4] (0:11.26)	0:23.65 [3] (0:11.41)	0:12.24 [3] (0:12.24)								
Average Speed [km/h]	47.8	67.4	66.2	64.8	63.6	58.9								
Top Speed [km/h]	66.6	68.9	68.7	66.2	64.4	62.2								
Avg. Dist. to Rail [m]	5.4	1.2	0.6	2.4	4.9	5.7								
Avg. Stride Freq. [Hz]	2.4	2.5	2.5	2.5	2.5	2.4								
Avg. Stride Length [m]	5.4	7.5	7.3	7.0	6.8	6.7								





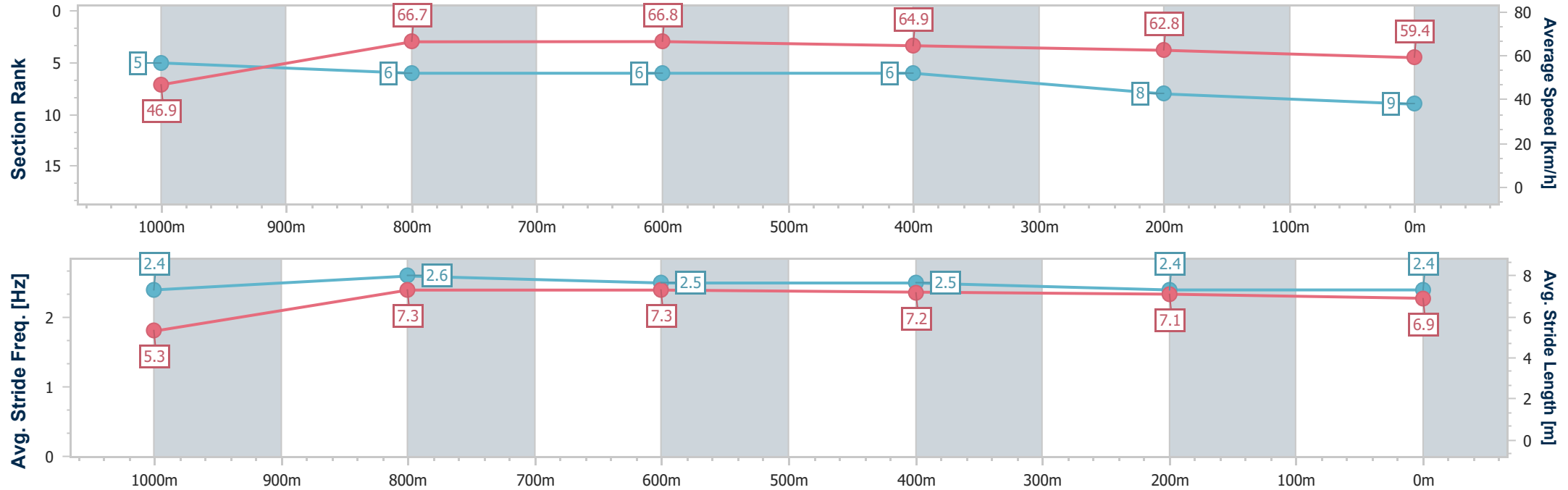
Horse/Jockey Name	Craicaro
Final Rank	9
Fastest Section Time (Section)	0:10.69 (1000m)
Top Speed [km/h] (Section)	68.8 (800m)
Race State	Finished



TownsvilleProfessional
Race 6: MITAVITE Class 3 Handicap - 1200m
16 January 2026 - 14:17
Track Rating: Soft 6, Weather: Overcast, Rail Position: +4.5m
1000m-W/Post; +2m Remainder



Section	Overall	1000m	800m	600m	400m	200m							
Section Times	1:11.63 [9] (0:15.31)	0:56.32 [5] (0:10.69)	0:45.63 [6] (0:10.77)	0:34.86 [6] (0:11.24)	0:23.62 [6] (0:11.50)	0:12.12 [8] (0:12.12)							
Average Speed [km/h]	46.9	66.7	66.8	64.9	62.8	59.4							
Top Speed [km/h]	65.7	67.3	68.8	66.4	64.3	63.3							
Avg. Dist. to Rail [m]	4.3	2.0	0.8	2.2	2.7	1.8							
Avg. Stride Freq. [Hz]	2.4	2.6	2.5	2.5	2.4	2.4							
Avg. Stride Length [m]	5.3	7.3	7.3	7.2	7.1	6.9							





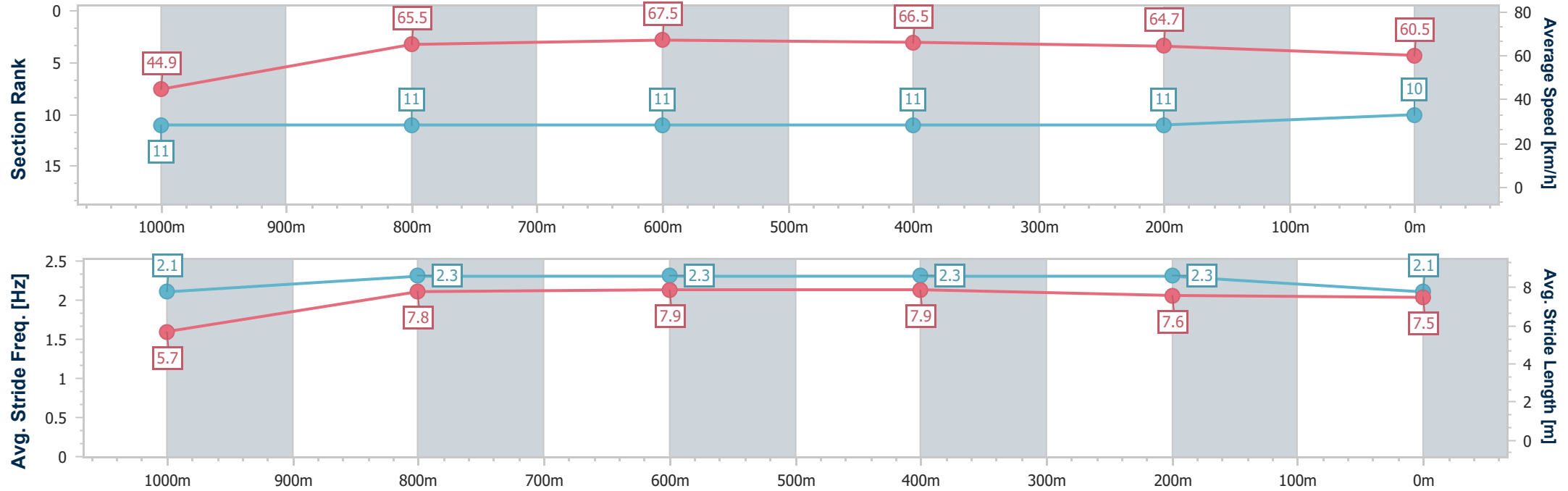
Horse/Jockey Name	Khumbila
Final Rank	10
Fastest Section Time (Section)	0:10.61 (800m)
Top Speed [km/h] (Section)	69.1 (800m)
Race State	Finished



TownsvilleProfessional
Race 6: MITAVITE Class 3 Handicap - 1200m
16 January 2026 - 14:17
Track Rating: Soft 6, Weather: Overcast, Rail Position: +4.5m
1000m-W/Post; +2m Remainder



Section	Overall	1000m	800m	600m	400m	200m							
Section Times	1:11.66 [10] (0:16.13)	0:55.53 [11] (0:10.81)	0:44.72 [11] (0:10.61)	0:34.11 [11] (0:10.84)	0:23.27 [11] (0:11.25)	0:12.02 [11] (0:12.02)							
Average Speed [km/h]	44.9	65.5	67.5	66.5	64.7	60.5							
Top Speed [km/h]	64.2	67.6	69.1	68.2	66.2	65.5							
Avg. Dist. to Rail [m]	9.8	2.6	2.0	1.0	5.1	3.0							
Avg. Stride Freq. [Hz]	2.1	2.3	2.3	2.3	2.3	2.1							
Avg. Stride Length [m]	5.7	7.8	7.9	7.9	7.6	7.5							





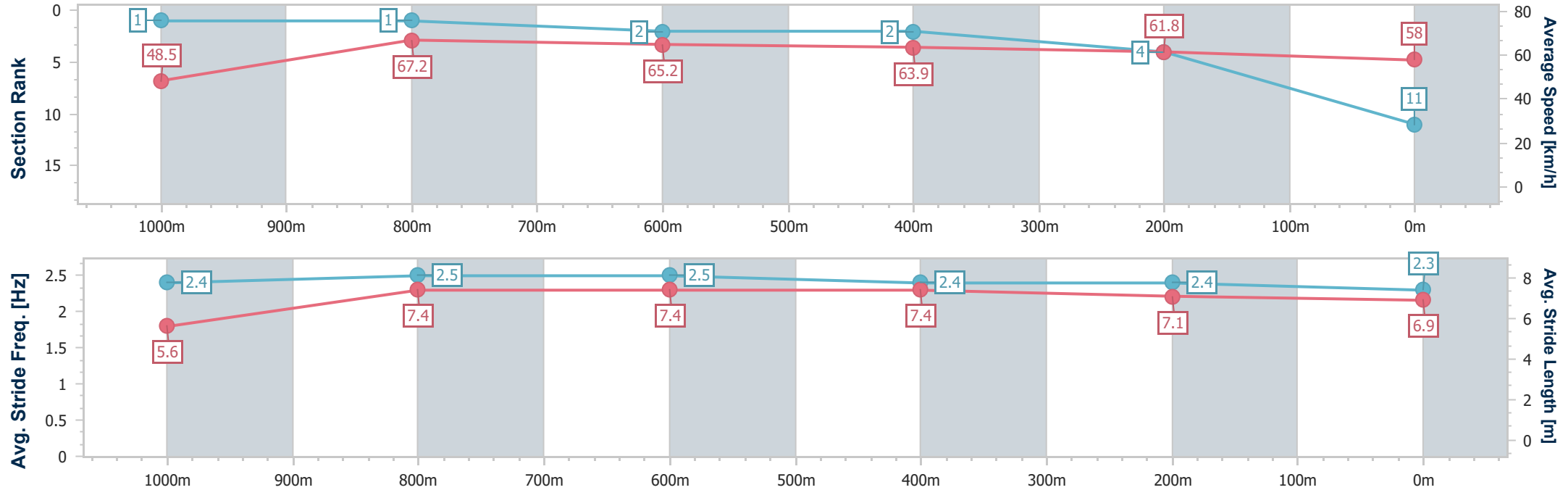
Horse/Jockey Name	Hot Torque Invegas
Final Rank	11
Fastest Section Time (Section)	0:10.53 (1000m)
Top Speed [km/h] (Section)	68.4 (1000m)
Race State	Finished



TownsvilleProfessional
Race 6: MITAVITE Class 3 Handicap - 1200m
16 January 2026 - 14:17
Track Rating: Soft 6, Weather: Overcast, Rail Position: +4.5m
1000m-W/Post; +2m Remainder



Section	Overall	1000m	800m	600m	400m	200m							
Section Times	1:11.72 [11] (0:14.82)	0:56.90 [1] (0:10.53)	0:46.37 [1] (0:10.99)	0:35.38 [2] (0:11.29)	0:24.09 [2] (0:11.67)	0:12.42 [4] (0:12.42)							
Average Speed [km/h]	48.5	67.2	65.2	63.9	61.8	58.0							
Top Speed [km/h]	68.0	68.4	66.2	64.9	63.9	60.9							
Avg. Dist. to Rail [m]	4.7	3.2	0.8	0.2	2.0	0.8							
Avg. Stride Freq. [Hz]	2.4	2.5	2.5	2.4	2.4	2.3							
Avg. Stride Length [m]	5.6	7.4	7.4	7.4	7.1	6.9							





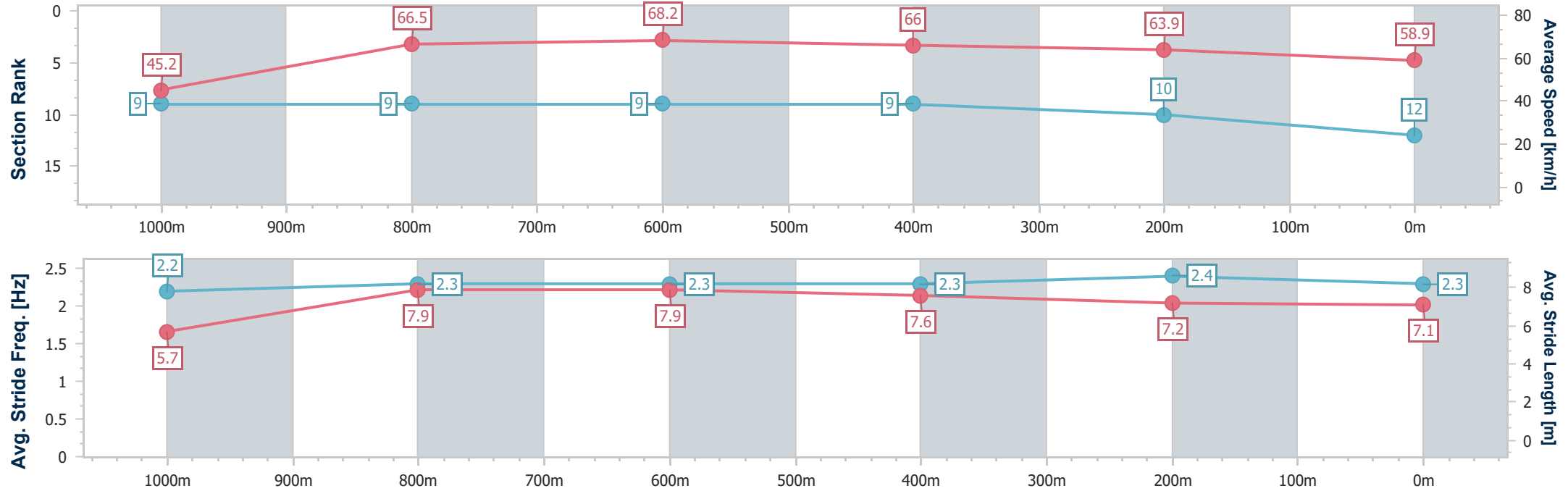
Horse/Jockey Name	Tymon
Final Rank	12
Fastest Section Time (Section)	0:10.46 (800m)
Top Speed [km/h] (Section)	69.8 (800m)
Race State	Finished



TownsvilleProfessional
Race 6: MITAVITE Class 3 Handicap - 1200m
16 January 2026 - 14:17
Track Rating: Soft 6, Weather: Overcast, Rail Position: +4.5m
1000m-W/Post; +2m Remainder



Section	Overall	1000m	800m	600m	400m	200m							
Section Times	1:11.81 [12] (0:15.96)	0:55.85 [9] (0:10.56)	0:45.29 [9] (0:10.46)	0:34.83 [9] (0:11.15)	0:23.68 [9] (0:11.42)	0:12.26 [10] (0:12.26)							
Average Speed [km/h]	45.2	66.5	68.2	66.0	63.9	58.9							
Top Speed [km/h]	63.9	67.7	69.8	67.5	65.6	62.8							
Avg. Dist. to Rail [m]	6.8	4.3	2.3	4.3	9.1	9.8							
Avg. Stride Freq. [Hz]	2.2	2.3	2.3	2.3	2.4	2.3							
Avg. Stride Length [m]	5.7	7.9	7.9	7.6	7.2	7.1							





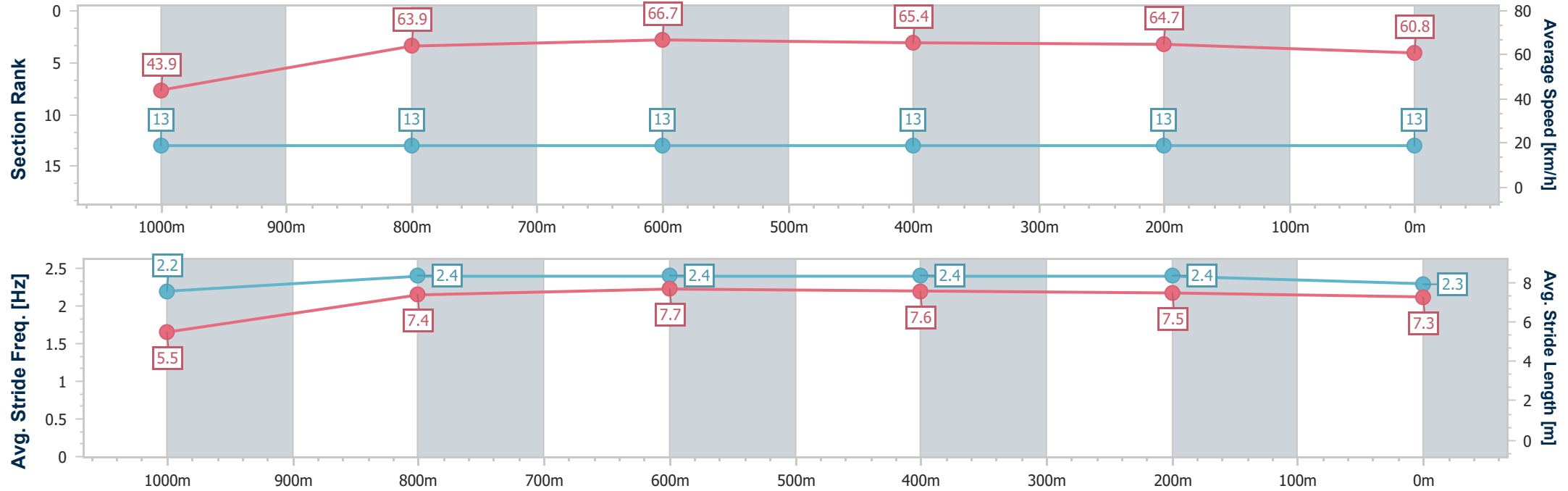
Horse/Jockey Name	Flashbang
Final Rank	13
Fastest Section Time (Section)	0:10.76 (800m)
Top Speed [km/h] (Section)	68.1 (800m)
Race State	Finished



TownsvilleProfessional
Race 6: MITAVITE Class 3 Handicap - 1200m
16 January 2026 - 14:17
Track Rating: Soft 6, Weather: Overcast, Rail Position: +4.5m
1000m-W/Post; +2m Remainder



Section	Overall	1000m	800m	600m	400m	200m							
Section Times	1:12.31 [13] (0:16.35)	0:55.96 [13] (0:11.08)	0:44.88 [13] (0:10.76)	0:34.12 [13] (0:11.08)	0:23.04 [13] (0:11.21)	0:11.83 [13] (0:11.83)							
Average Speed [km/h]	43.9	63.9	66.7	65.4	64.7	60.8							
Top Speed [km/h]	61.5	67.7	68.1	66.4	65.7	64.8							
Avg. Dist. to Rail [m]	4.4	2.9	0.8	1.5	3.1	1.9							
Avg. Stride Freq. [Hz]	2.2	2.4	2.4	2.4	2.4	2.3							
Avg. Stride Length [m]	5.5	7.4	7.7	7.6	7.5	7.3							





TownsvilleProfessional

Race 7: WRC GA TICKETS ON SALE NOW! OPEN Handicap - 1400m

16 January 2026 - 14:50



Track Rating: Soft 6, Weather: Overcast, Rail Position: +4.5m 1000m-W/Post; +2m Remainder

Section		Overall				1200m	1000m	800m	600m	400m	Last 600m	
Field Times		1:21.91				1:07.86	0:57.12	0:45.96	0:34.55	0:23.36	0:34.55	
		(0:14.05)				(0:10.74)	(0:11.16)	(0:11.41)	(0:11.19)	(0:11.37)		
Rank	TAB	Horse/Jockey	Barrier	Top Speed [km/h]	Fastest Section							Distance Travelled [m]
1	1	NORTHERN PRIDE	8	68.2	0:10.85	1:21.91 [1]	1:07.23 [8]	0:56.38 [8]	0:45.29 [7]	0:34.02 [6]	0:23.03 [5]	0:34.02
		Aidan Holt		1200m	1200m	(0:14.68)	(0:10.85)	(0:11.09)	(0:11.27)	(0:10.99)	(0:11.20)	
2	6	TAMBO'S JUSTICE	5	67.9	0:10.74	1:21.93 [2]	1:07.88 [1]	0:57.14 [1]	0:45.84 [2]	0:34.43 [2]	0:23.11 [3]	0:34.43 +9
		Jackson Murphy		1200m	1200m	(0:14.05)	(0:10.74)	(0:11.30)	(0:11.41)	(0:11.32)	(0:11.23)	
3	5	TYCOON BEAU	4	67.4	0:10.81	1:21.97 [3]	1:07.43 [7]	0:56.62 [5]	0:45.58 [5]	0:34.24 [5]	0:23.08 [6]	0:34.24 -1
		Ryan Wiggins		1200m	1200m	(0:14.54)	(0:10.81)	(0:11.04)	(0:11.34)	(0:11.16)	(0:11.28)	
4	10	FROM THIS MOMENT	1	68.8	0:10.74	1:22.14 [4]	1:07.83 [4]	0:57.09 [3]	0:46.01 [3]	0:34.62 [3]	0:23.36 [2]	0:34.62 -9
		Wanderson D'Avila		1200m	1200m	(0:14.31)	(0:10.74)	(0:11.08)	(0:11.39)	(0:11.26)	(0:11.34)	
5	7	BURRANEER BUOY	9	68.2	0:10.74	1:22.18 [5]	1:06.90 [10]	0:56.09 [9]	0:45.35 [9]	0:34.00 [9]	0:22.86 [9]	0:34.00 -3
		Ivo Fry		1000m	1000m	(0:15.28)	(0:10.81)	(0:10.74)	(0:11.35)	(0:11.14)	(0:11.20)	
6	4	SWEET KISSES	3	70.0	0:10.73	1:22.23 [6]	1:08.14 [2]	0:57.41 [2]	0:46.28 [1]	0:34.87 [1]	0:23.68 [1]	0:34.87 -1
		Fiona Sandkuhl		1200m	1200m	(0:14.09)	(0:10.73)	(0:11.13)	(0:11.41)	(0:11.19)	(0:11.37)	
7	3	ELLA TE AMA	7	66.5	0:10.96	1:22.89 [7]	1:07.69 [9]	0:56.67 [10]	0:45.71 [10]	0:34.43 [10]	0:23.21 [10]	0:34.43 -9
		Chris Meehan		600m	1000m	(0:15.20)	(0:11.02)	(0:10.96)	(0:11.28)	(0:11.22)	(0:11.46)	
8	11	REGGIE'S BOY	2	67.3	0:10.84	1:22.97 [8]	1:08.71 [3]	0:57.87 [4]	0:46.76 [4]	0:35.31 [4]	0:24.11 [4]	0:35.31 +3
		Ashvin Goindasamy		1200m	1200m	(0:14.26)	(0:10.84)	(0:11.11)	(0:11.45)	(0:11.20)	(0:11.61)	
9	8	KING'S HALO	11	66.9	0:10.97	1:23.22 [9]	1:08.81 [5]	0:57.84 [6]	0:46.65 [6]	0:35.27 [8]	0:23.98 [8]	0:35.27 +6
		Sean Cormack		600m	1200m	(0:14.41)	(0:10.97)	(0:11.19)	(0:11.38)	(0:11.29)	(0:11.63)	
10	2	HOPEFUL	6	67.0	0:10.94	1:23.23 [10]	1:08.74 [6]	0:57.80 [7]	0:46.56 [8]	0:35.31 [7]	0:24.21 [7]	0:35.31 +3
		Lacey Morrison		1200m	1200m	(0:14.49)	(0:10.94)	(0:11.24)	(0:11.25)	(0:11.10)	(0:11.60)	

Scratched: Moktaffy (#9)



Townsville Professional

Race 7: WRC GA TICKETS ON SALE NOW! OPEN Handicap - 1400m

16 January 2026 - 14:50



Track Rating: Soft 6, Weather: Overcast, Rail Position: +4.5m 1000m-W/Post; +2m Remainder

Section		Field Times		200m		Last 600m			
				0:11.99		0:34.55			
				(0:11.99)					
Rank	TAB	Horse/Jockey	Barrier	Top Speed [km/h]	Fastest Section	Margin			Distance Travelled [m]
1	1	NORTHERN PRIDE	8	68.2	0:10.85	0:11.83 [3]	1:21.91	0:34.02	
		Aidan Holt		1200m	1200m	(0:11.83)			
2	6	TAMBO'S JUSTICE	5	67.9	0:10.74	0:11.88 [2]	0.12L	0:34.43	+9
		Jackson Murphy		1200m	1200m	(0:11.88)			
3	5	TYCOON BEAU	4	67.4	0:10.81	0:11.80 [5]	0.37L	0:34.24	-1
		Ryan Wiggins		1200m	1200m	(0:11.80)			
4	10	FROM THIS MOMENT	1	68.8	0:10.74	0:12.02 [4]	1.38L	0:34.62	-9
		Wanderson D'Avila		1200m	1200m	(0:12.02)			
5	7	BURRANEER BUOY	9	68.2	0:10.74	0:11.66 [7]	1.6L	0:34.00	-3
		Ivo Fry		1000m	1000m	(0:11.66)			
6	4	SWEET KISSES	3	70.0	0:10.73	0:12.31 [1]	1.91L	0:34.87	-1
		Fiona Sandkuhl		1200m	1200m	(0:12.31)			
7	3	ELLA TE AMA	7	66.5	0:10.96	0:11.75 [10]	5.76L	0:34.43	-9
		Chris Meehan		600m	1000m	(0:11.75)			
8	11	REGGIE'S BOY	2	67.3	0:10.84	0:12.50 [6]	6.28L	0:35.31	+3
		Ashvin Goindasamy		1200m	1200m	(0:12.50)			
9	8	KING'S HALO	11	66.9	0:10.97	0:12.35 [9]	7.7L	0:35.27	+6
		Sean Cormack		600m	1200m	(0:12.35)			
10	2	HOPEFUL	6	67.0	0:10.94	0:12.61 [8]	7.77L	0:35.31	+3
		Lacey Morrison		1200m	1200m	(0:12.61)			

Scratched: Moktaffy (#9)



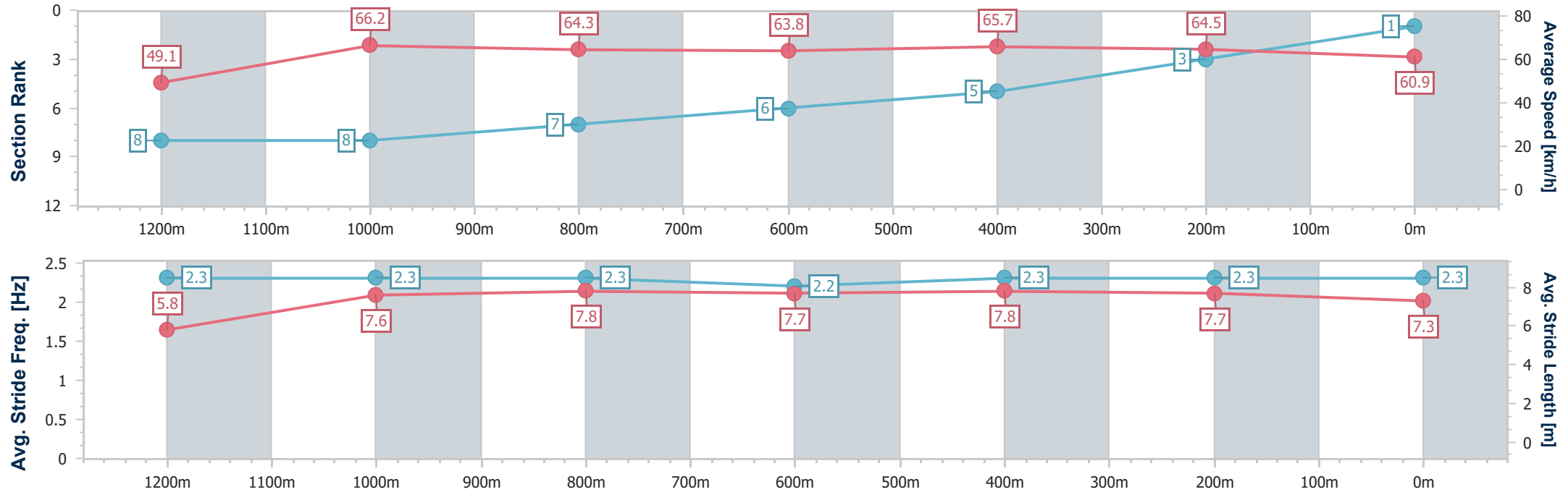
Horse/Jockey Name	Northern Pride
Final Rank	1
Fastest Section Time (Section)	0:10.85 (1200m)
Top Speed [km/h] (Section)	68.2 (1200m)
Race State	Finished



TownsvilleProfessional
Race 7: WRC GA TICKETS ON SALE NOW! OPEN Handicap - 1400m
16 January 2026 - 14:50
Track Rating: Soft 6, Weather: Overcast, Rail Position: +4.5m
1000m-W/Post; +2m Remainder



Section	Overall	1200m	1000m	800m	600m	400m	200m							
Section Times	1:21.91 [1] (0:14.68)	1:07.23 [8] (0:10.85)	0:56.38 [8] (0:11.09)	0:45.29 [7] (0:11.27)	0:34.02 [6] (0:10.99)	0:23.03 [5] (0:11.20)	0:11.83 [3] (0:11.83)							
Average Speed [km/h]	49.1	66.2	64.3	63.8	65.7	64.5	60.9							
Top Speed [km/h]	67.5	68.2	66.6	65.8	67.2	66.1	63.7							
Avg. Dist. to Rail [m]	7.4	1.0	1.8	0.5	1.2	2.3	3.9							
Avg. Stride Freq. [Hz]	2.3	2.3	2.3	2.2	2.3	2.3	2.3							
Avg. Stride Length [m]	5.8	7.6	7.8	7.7	7.8	7.7	7.3							





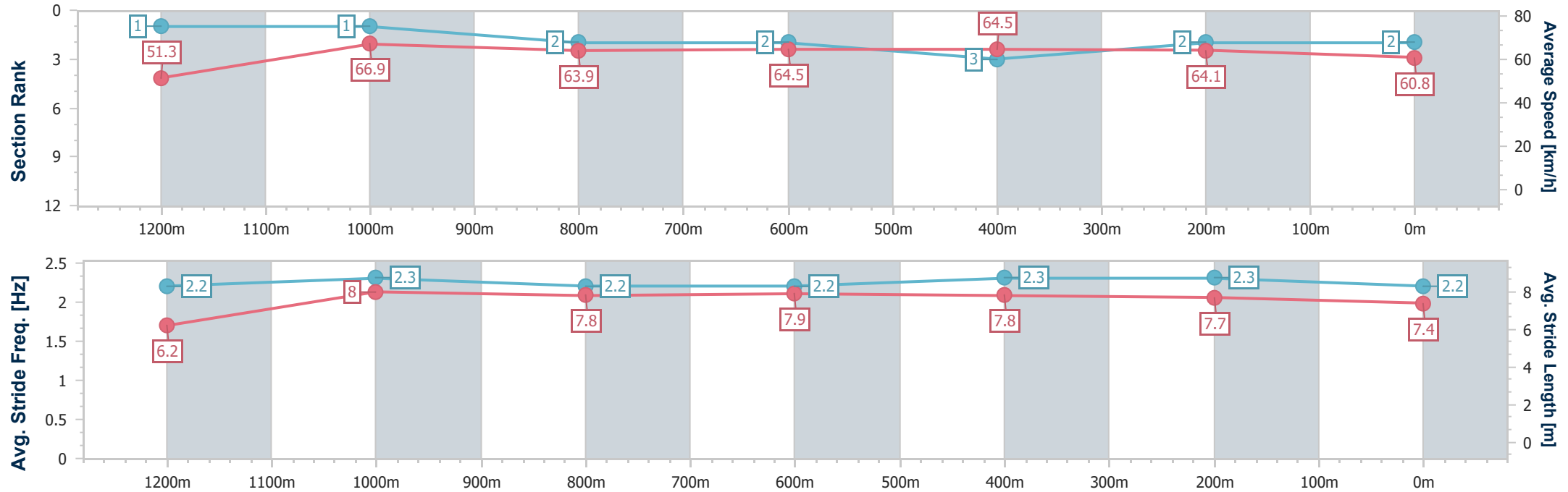
Horse/Jockey Name	Tambo's Justice
Final Rank	2
Fastest Section Time (Section)	0:10.74 (1200m)
Top Speed [km/h] (Section)	67.9 (1200m)
Race State	Finished



TownsvilleProfessional
Race 7: WRC GA TICKETS ON SALE NOW! OPEN Handicap - 1400m
16 January 2026 - 14:50
Track Rating: Soft 6, Weather: Overcast, Rail Position: +4.5m
1000m-W/Post; +2m Remainder



Section	Overall	1200m	1000m	800m	600m	400m	200m						
Section Times	1:21.93 [2] (0:14.05)	1:07.88 [1] (0:10.74)	0:57.14 [1] (0:11.30)	0:45.84 [2] (0:11.41)	0:34.43 [2] (0:11.32)	0:23.11 [3] (0:11.23)	0:11.88 [2] (0:11.88)						
Average Speed [km/h]	51.3	66.9	63.9	64.5	64.5	64.1	60.8						
Top Speed [km/h]	66.9	67.9	66.3	67.2	66.5	64.6	63.9						
Avg. Dist. to Rail [m]	3.1	1.7	3.0	4.3	3.2	0.8	0.7						
Avg. Stride Freq. [Hz]	2.2	2.3	2.2	2.2	2.3	2.3	2.2						
Avg. Stride Length [m]	6.2	8.0	7.8	7.9	7.8	7.7	7.4						





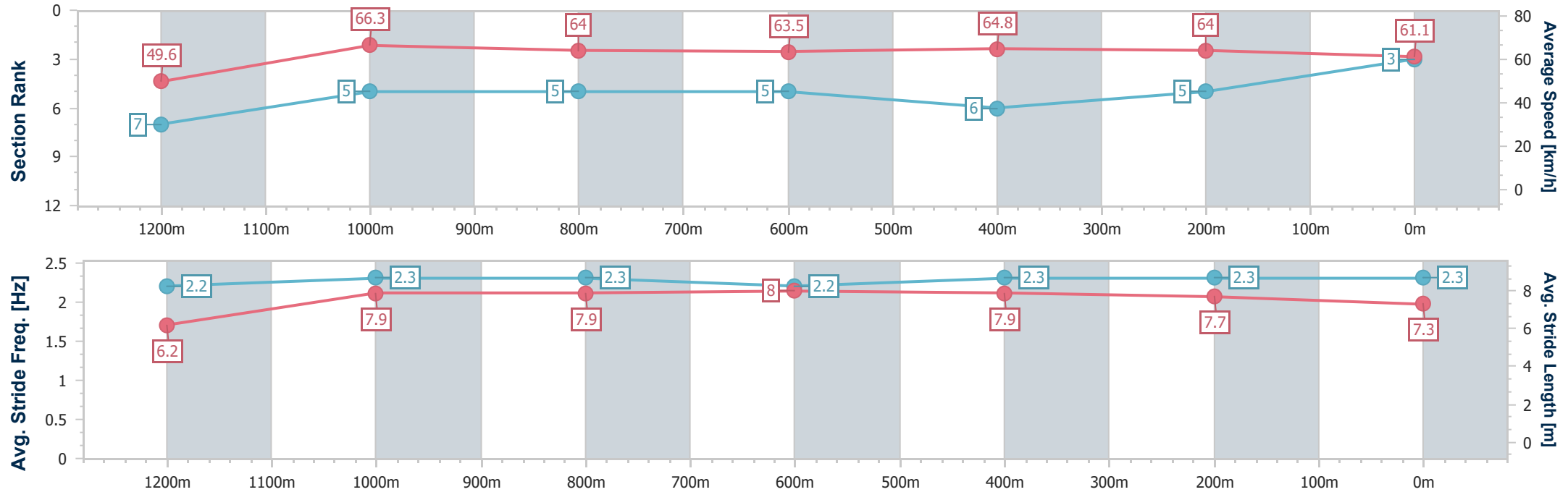
Horse/Jockey Name	Tycoon Beau
Final Rank	3
Fastest Section Time (Section)	0:10.81 (1200m)
Top Speed [km/h] (Section)	67.4 (1200m)
Race State	Finished



TownsvilleProfessional
Race 7: WRC GA TICKETS ON SALE NOW! OPEN Handicap - 1400m
16 January 2026 - 14:50
Track Rating: Soft 6, Weather: Overcast, Rail Position: +4.5m
1000m-W/Post; +2m Remainder



Section	Overall	1200m	1000m	800m	600m	400m	200m							
Section Times	1:21.97 [3] (0:14.54)	1:07.43 [7] (0:10.81)	0:56.62 [5] (0:11.04)	0:45.58 [5] (0:11.34)	0:34.24 [5] (0:11.16)	0:23.08 [6] (0:11.28)	0:11.80 [5] (0:11.80)							
Average Speed [km/h]	49.6	66.3	64.0	63.5	64.8	64.0	61.1							
Top Speed [km/h]	66.1	67.4	66.3	66.3	65.8	66.4	63.1							
Avg. Dist. to Rail [m]	2.9	2.4	3.4	0.4	0.8	2.9	3.1							
Avg. Stride Freq. [Hz]	2.2	2.3	2.3	2.2	2.3	2.3	2.3							
Avg. Stride Length [m]	6.2	7.9	7.9	8.0	7.9	7.7	7.3							





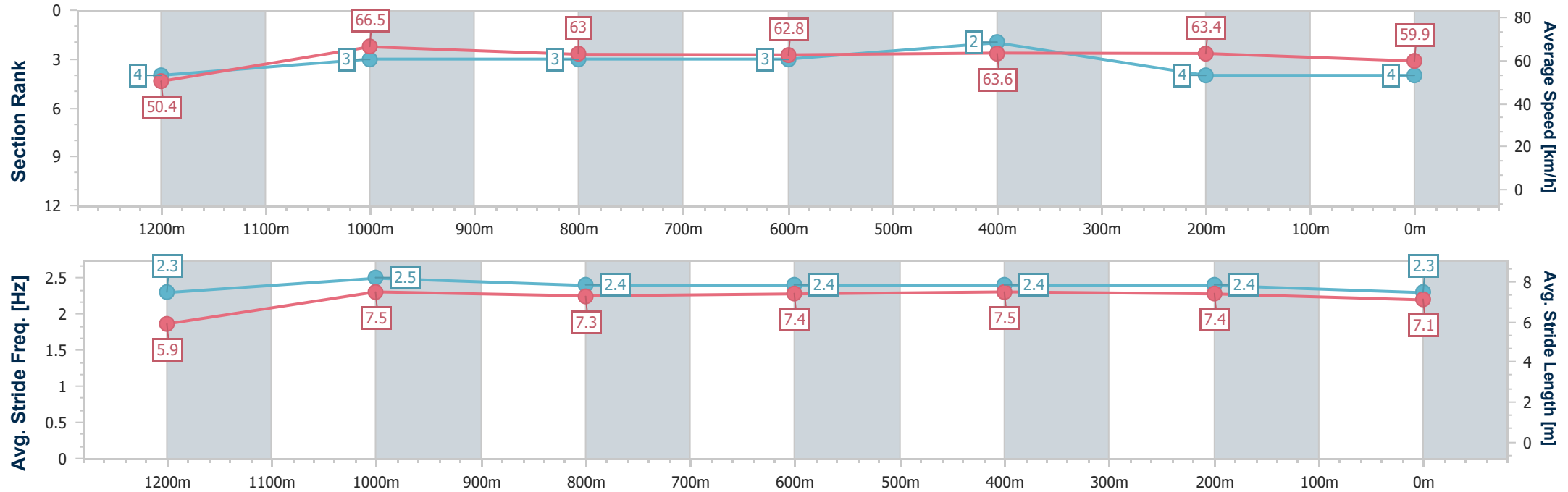
Horse/Jockey Name	From This Moment
Final Rank	4
Fastest Section Time (Section)	0:10.74 (1200m)
Top Speed [km/h] (Section)	68.8 (1200m)
Race State	Finished



TownsvilleProfessional
Race 7: WRC GA TICKETS ON SALE NOW! OPEN Handicap - 1400m
16 January 2026 - 14:50
Track Rating: Soft 6, Weather: Overcast, Rail Position: +4.5m
1000m-W/Post; +2m Remainder



Section	Overall	1200m	1000m	800m	600m	400m	200m						
Section Times	1:22.14 [4] (0:14.31)	1:07.83 [4] (0:10.74)	0:57.09 [3] (0:11.08)	0:46.01 [3] (0:11.39)	0:34.62 [3] (0:11.26)	0:23.36 [2] (0:11.34)	0:12.02 [4] (0:12.02)						
Average Speed [km/h]	50.4	66.5	63.0	62.8	63.6	63.4	59.9						
Top Speed [km/h]	65.8	68.8	65.4	64.8	64.8	64.7	61.6						
Avg. Dist. to Rail [m]	5.0	6.3	5.7	1.8	0.8	0.7	0.8						
Avg. Stride Freq. [Hz]	2.3	2.5	2.4	2.4	2.4	2.4	2.3						
Avg. Stride Length [m]	5.9	7.5	7.3	7.4	7.5	7.4	7.1						



[] Ranking at each section and finish
-.-.- No data available at this section
NA No data available



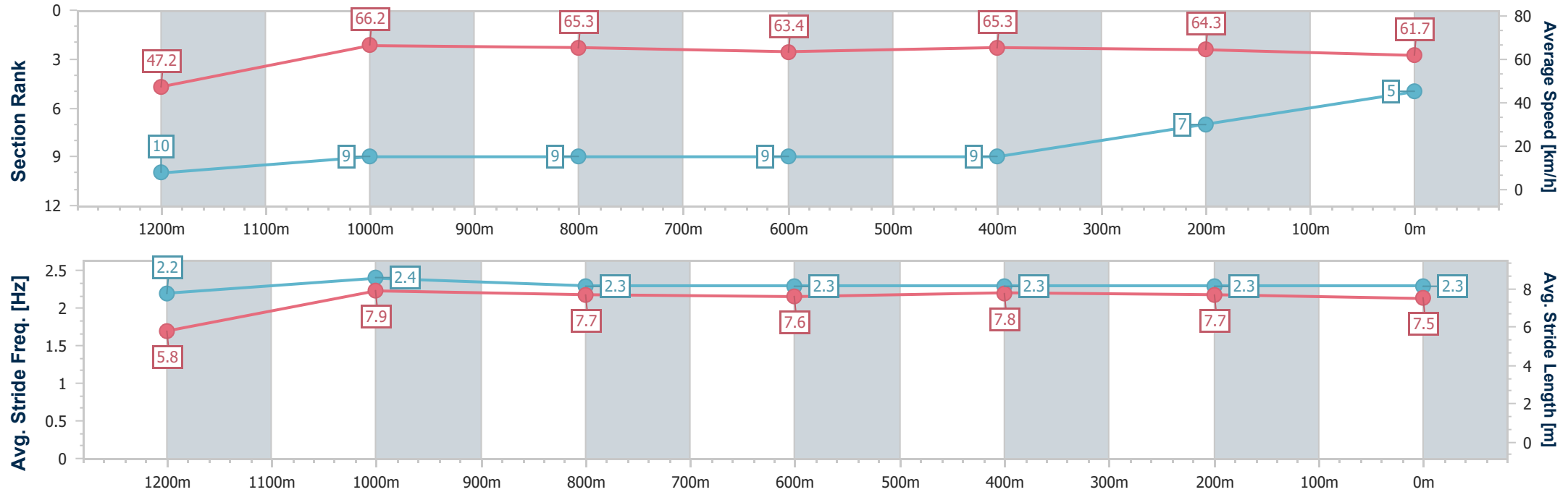
Horse/Jockey Name	Burraneer Buoy
Final Rank	5
Fastest Section Time (Section)	0:10.74 (1000m)
Top Speed [km/h] (Section)	68.2 (1000m)
Race State	Finished



TownsvilleProfessional
Race 7: WRC GA TICKETS ON SALE NOW! OPEN Handicap - 1400m
16 January 2026 - 14:50
Track Rating: Soft 6, Weather: Overcast, Rail Position: +4.5m
1000m-W/Post; +2m Remainder



Section	Overall	1200m	1000m	800m	600m	400m	200m						
Section Times	1:22.18 [5] (0:15.28)	1:06.90 [10] (0:10.81)	0:56.09 [9] (0:10.74)	0:45.35 [9] (0:11.35)	0:34.00 [9] (0:11.14)	0:22.86 [9] (0:11.20)	0:11.66 [7] (0:11.66)						
Average Speed [km/h]	47.2	66.2	65.3	63.4	65.3	64.3	61.7						
Top Speed [km/h]	67.3	68.1	68.2	66.6	66.4	66.1	63.3						
Avg. Dist. to Rail [m]	6.9	5.5	4.8	1.0	2.0	2.8	5.6						
Avg. Stride Freq. [Hz]	2.2	2.4	2.3	2.3	2.3	2.3	2.3						
Avg. Stride Length [m]	5.8	7.9	7.7	7.6	7.8	7.7	7.5						





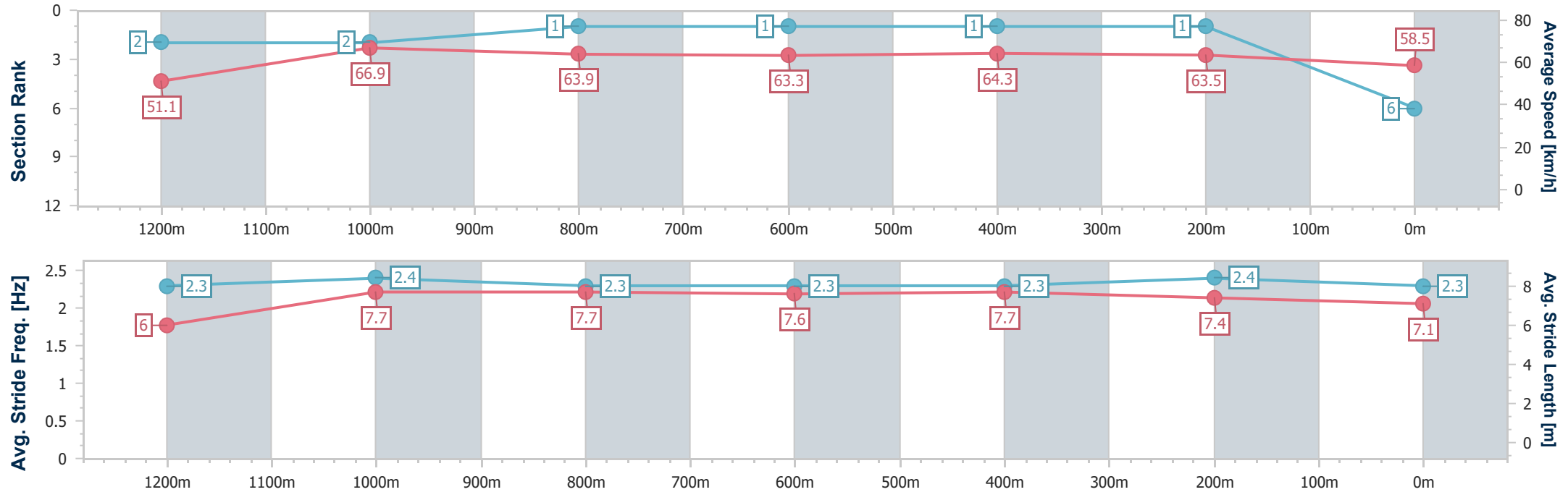
Horse/Jockey Name	Sweet Kisses
Final Rank	6
Fastest Section Time (Section)	0:10.73 (1200m)
Top Speed [km/h] (Section)	70.0 (1200m)
Race State	Finished



TownsvilleProfessional
Race 7: WRC GA TICKETS ON SALE NOW! OPEN Handicap - 1400m
16 January 2026 - 14:50
Track Rating: Soft 6, Weather: Overcast, Rail Position: +4.5m
1000m-W/Post; +2m Remainder



Section	Overall	1200m	1000m	800m	600m	400m	200m						
Section Times	1:22.23 [6] (0:14.09)	1:08.14 [2] (0:10.73)	0:57.41 [2] (0:11.13)	0:46.28 [1] (0:11.41)	0:34.87 [1] (0:11.19)	0:23.68 [1] (0:11.37)	0:12.31 [1] (0:12.31)						
Average Speed [km/h]	51.1	66.9	63.9	63.3	64.3	63.5	58.5						
Top Speed [km/h]	68.2	70.0	65.4	64.6	65.8	65.1	61.5						
Avg. Dist. to Rail [m]	3.8	1.1	2.3	0.7	0.5	0.4	0.6						
Avg. Stride Freq. [Hz]	2.3	2.4	2.3	2.3	2.3	2.4	2.3						
Avg. Stride Length [m]	6.0	7.7	7.7	7.6	7.7	7.4	7.1						





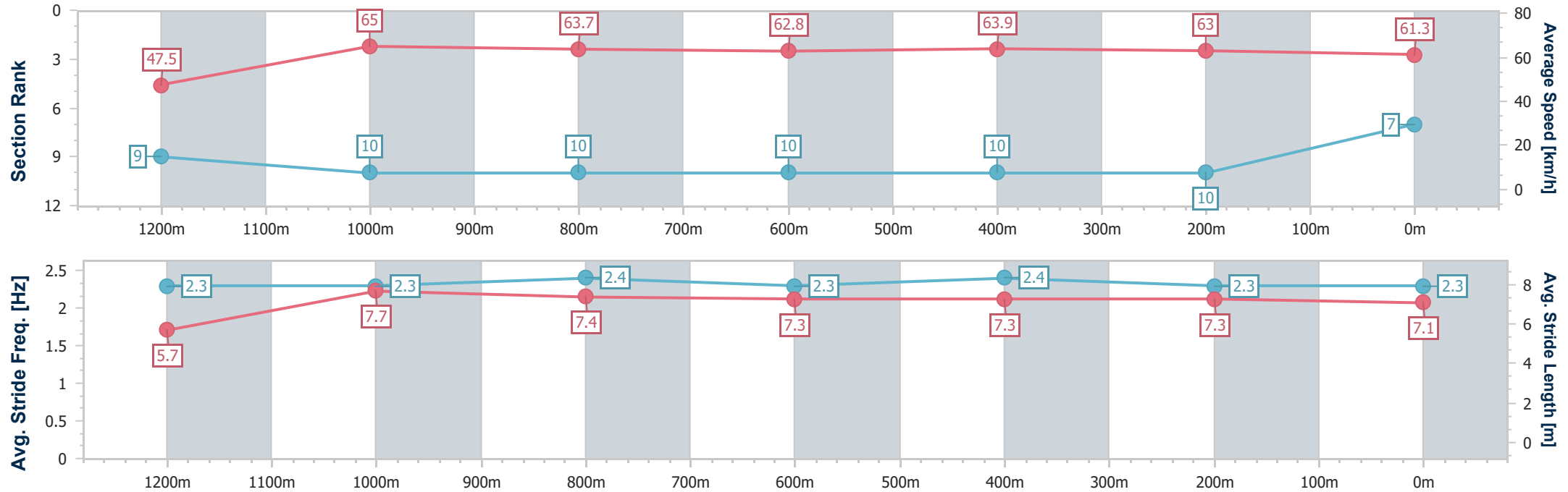
Horse/Jockey Name	Ella Te Ama
Final Rank	7
Fastest Section Time (Section)	0:10.96 (1000m)
Top Speed [km/h] (Section)	66.5 (600m)
Race State	Finished



TownsvilleProfessional
Race 7: WRC GA TICKETS ON SALE NOW! OPEN Handicap - 1400m
16 January 2026 - 14:50
Track Rating: Soft 6, Weather: Overcast, Rail Position: +4.5m
1000m-W/Post; +2m Remainder



Section	Overall	1200m	1000m	800m	600m	400m	200m						
Section Times	1:22.89 [7] (0:15.20)	1:07.69 [9] (0:11.02)	0:56.67 [10] (0:10.96)	0:45.71 [10] (0:11.28)	0:34.43 [10] (0:11.22)	0:23.21 [10] (0:11.46)	0:11.75 [10] (0:11.75)						
Average Speed [km/h]	47.5	65.0	63.7	62.8	63.9	63.0	61.3						
Top Speed [km/h]	66.1	66.3	66.2	63.8	66.5	63.8	63.6						
Avg. Dist. to Rail [m]	5.3	2.9	5.5	3.7	0.6	2.2	2.0						
Avg. Stride Freq. [Hz]	2.3	2.3	2.4	2.3	2.4	2.3	2.3						
Avg. Stride Length [m]	5.7	7.7	7.4	7.3	7.3	7.3	7.1						





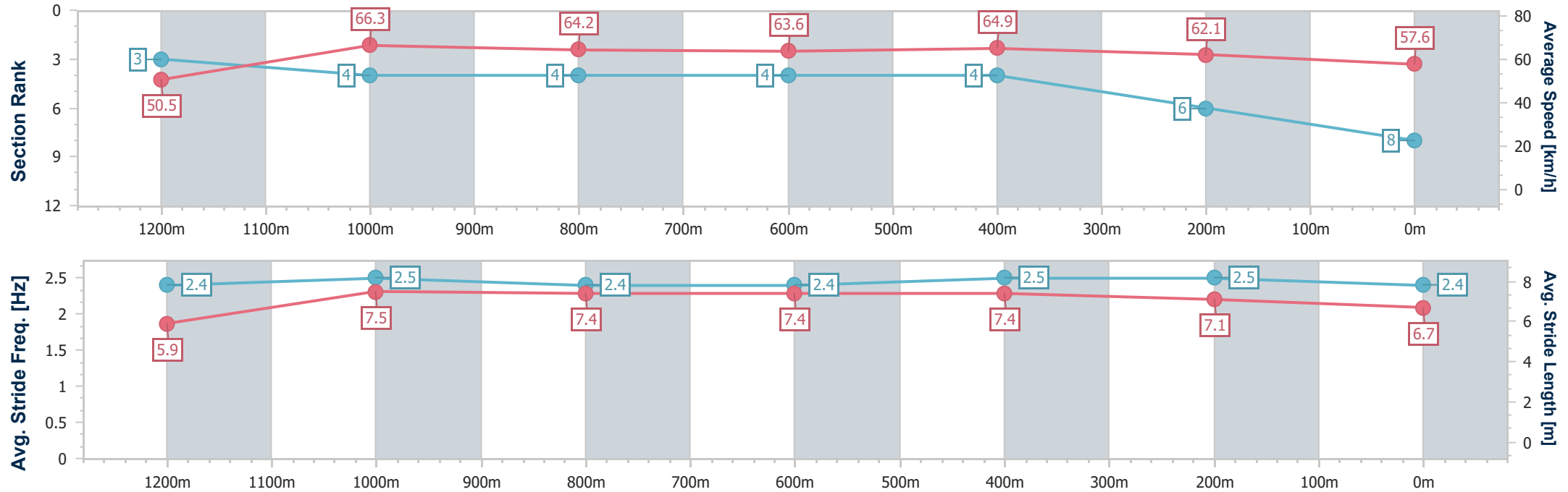
Horse/Jockey Name	Reggie's Boy
Final Rank	8
Fastest Section Time (Section)	0:10.84 (1200m)
Top Speed [km/h] (Section)	67.3 (1200m)
Race State	Finished



TownsvilleProfessional
Race 7: WRC GA TICKETS ON SALE NOW! OPEN Handicap - 1400m
16 January 2026 - 14:50
Track Rating: Soft 6, Weather: Overcast, Rail Position: +4.5m
1000m-W/Post; +2m Remainder



Section	Overall	1200m	1000m	800m	600m	400m	200m						
Section Times	1:22.97 [8] (0:14.26)	1:08.71 [3] (0:10.84)	0:57.87 [4] (0:11.11)	0:46.76 [4] (0:11.45)	0:35.31 [4] (0:11.20)	0:24.11 [4] (0:11.61)	0:12.50 [6] (0:12.50)						
Average Speed [km/h]	50.5	66.3	64.2	63.6	64.9	62.1	57.6						
Top Speed [km/h]	66.0	67.3	66.7	66.4	66.7	64.2	60.1						
Avg. Dist. to Rail [m]	2.5	1.7	2.1	2.1	2.2	1.4	3.2						
Avg. Stride Freq. [Hz]	2.4	2.5	2.4	2.4	2.5	2.5	2.4						
Avg. Stride Length [m]	5.9	7.5	7.4	7.4	7.4	7.1	6.7						





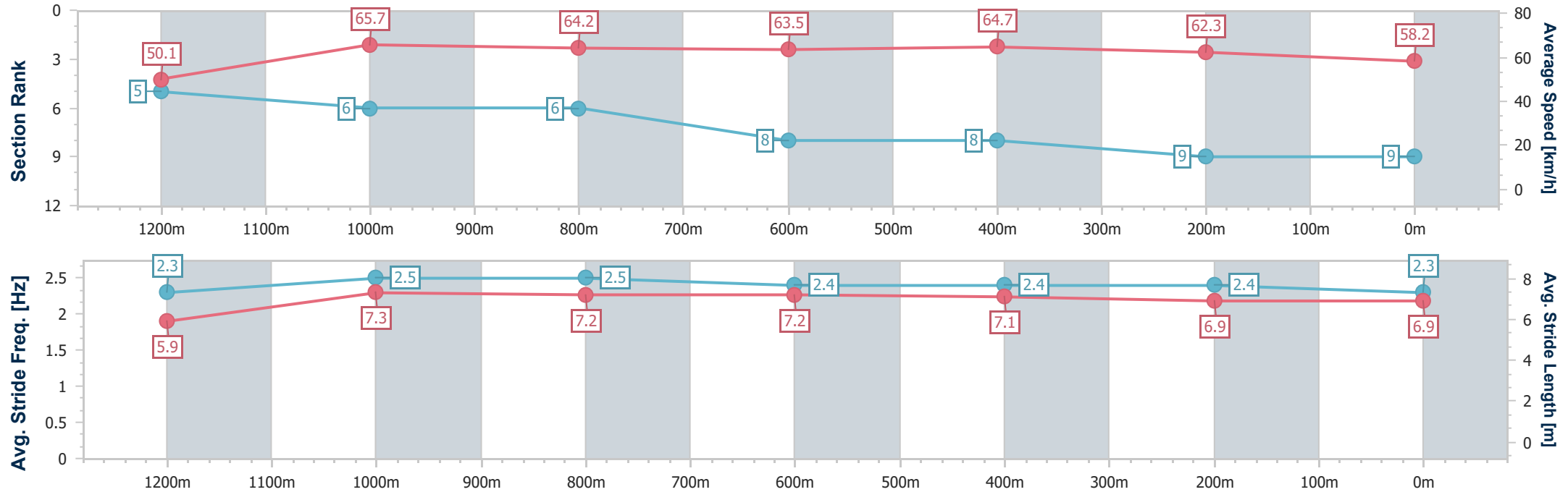
Horse/Jockey Name	King's Halo
Final Rank	9
Fastest Section Time (Section)	0:10.97 (1200m)
Top Speed [km/h] (Section)	66.9 (600m)
Race State	Finished



TownsvilleProfessional
Race 7: WRC GA TICKETS ON SALE NOW! OPEN Handicap - 1400m
16 January 2026 - 14:50
Track Rating: Soft 6, Weather: Overcast, Rail Position: +4.5m
1000m-W/Post; +2m Remainder



Section	Overall	1200m	1000m	800m	600m	400m	200m						
Section Times	1:23.22 [9] (0:14.41)	1:08.81 [5] (0:10.97)	0:57.84 [6] (0:11.19)	0:46.65 [6] (0:11.38)	0:35.27 [8] (0:11.29)	0:23.98 [8] (0:11.63)	0:12.35 [9] (0:12.35)						
Average Speed [km/h]	50.1	65.7	64.2	63.5	64.7	62.3	58.2						
Top Speed [km/h]	64.9	66.6	66.6	66.8	66.9	63.3	61.2						
Avg. Dist. to Rail [m]	8.4	1.4	0.9	1.1	2.7	5.2	7.7						
Avg. Stride Freq. [Hz]	2.3	2.5	2.5	2.4	2.4	2.4	2.3						
Avg. Stride Length [m]	5.9	7.3	7.2	7.2	7.1	6.9	6.9						



- [] Ranking at each section and finish
- .-.- No data available at this section
- NA No data available



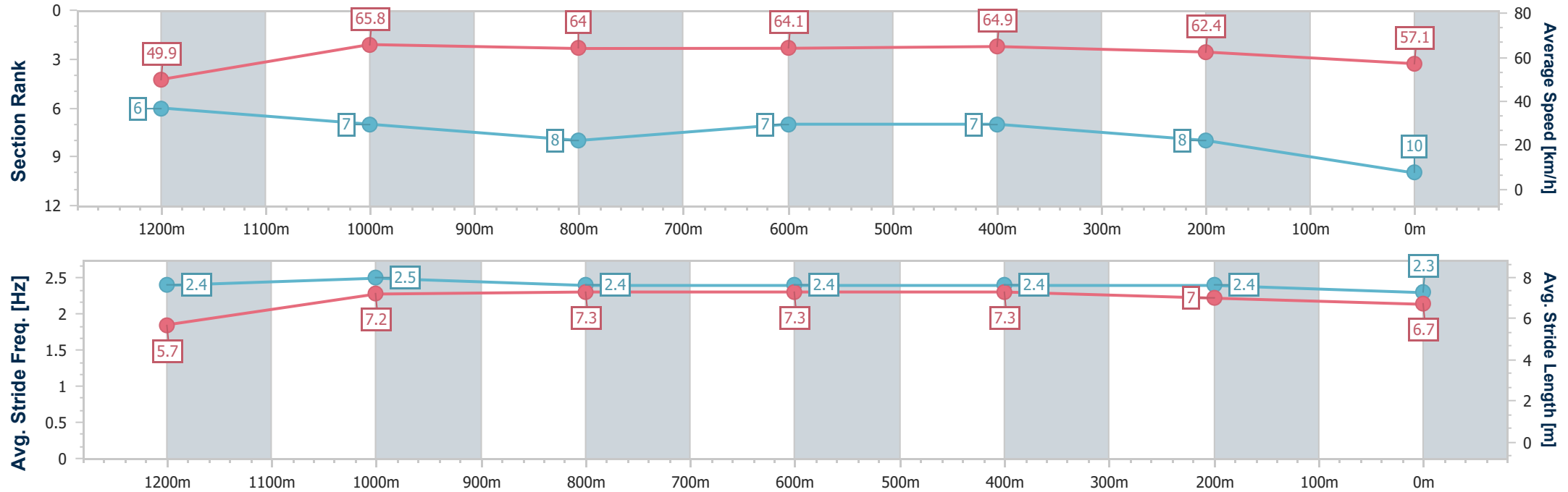
Horse/Jockey Name	Hopeful
Final Rank	10
Fastest Section Time (Section)	0:10.94 (1200m)
Top Speed [km/h] (Section)	67.0 (1200m)
Race State	Finished



TownsvilleProfessional
Race 7: WRC GA TICKETS ON SALE NOW! OPEN Handicap - 1400m
16 January 2026 - 14:50
Track Rating: Soft 6, Weather: Overcast, Rail Position: +4.5m
1000m-W/Post; +2m Remainder



Section	Overall	1200m	1000m	800m	600m	400m	200m						
Section Times	1:23.23 [10] (0:14.49)	1:08.74 [6] (0:10.94)	0:57.80 [7] (0:11.24)	0:46.56 [8] (0:11.25)	0:35.31 [7] (0:11.10)	0:24.21 [7] (0:11.60)	0:12.61 [8] (0:12.61)						
Average Speed [km/h]	49.9	65.8	64.0	64.1	64.9	62.4	57.1						
Top Speed [km/h]	64.6	67.0	65.2	66.1	66.0	64.5	59.6						
Avg. Dist. to Rail [m]	8.0	1.9	0.6	0.2	0.6	4.4	6.0						
Avg. Stride Freq. [Hz]	2.4	2.5	2.4	2.4	2.4	2.4	2.3						
Avg. Stride Length [m]	5.7	7.2	7.3	7.3	7.3	7.0	6.7						





Townsville Professional
Race 8: GREAT NORTHERN BREWING CO BENCHMARK 62 Handicap - 1400m

16 January 2026 - 15:27



Track Rating: Soft 6, Weather: Overcast, Rail Position: +4.5m 1000m-W/Post; +2m Remainder

Section		Overall				1200m	1000m	800m	600m	400m	Last 600m	
Field Times		1:22.81				1:08.31	0:57.31	0:46.27	0:35.31	0:23.41	0:35.31	
		(0:14.50)				(0:11.00)	(0:11.04)	(0:10.96)	(0:11.90)	(0:11.76)		
Rank	TAB	Horse/Jockey	Barrier	Top Speed [km/h]	Fastest Section							Distance Travelled [m]
1	3	KEEP ON RUNNING	11	66.7	0:11.09	1:22.81 [1]	1:07.51 [7]	0:56.36 [8]	0:45.27 [7]	0:33.96 [8]	0:22.78 [7]	0:33.96
		Sean Cormack		1000m	1000m	(0:15.30)	(0:11.15)	(0:11.09)	(0:11.31)	(0:11.18)	(0:11.13)	
2	5	BUFFET BUSTER	15	66.8	0:10.93	1:22.96 [2]	1:08.39 [2]	0:57.46 [1]	0:46.24 [2]	0:34.97 [2]	0:23.37 [2]	0:34.97 -2
		Amanda Thomson		1200m	1200m	(0:14.57)	(0:10.93)	(0:11.22)	(0:11.27)	(0:11.60)	(0:11.57)	
3	13	KOBAYASTAR	10	68.1	0:10.94	1:23.28 [3]	1:08.32 [5]	0:57.38 [4]	0:46.22 [4]	0:34.99 [4]	0:23.38 [5]	0:34.99 -2
		Chris Whiteley		1200m	1200m	(0:14.96)	(0:10.94)	(0:11.16)	(0:11.23)	(0:11.61)	(0:11.59)	
4	2	IMPRESSIONISM	1	65.5	0:11.14	1:23.41 [4]	1:08.91 [1]	0:57.77 [3]	0:46.58 [3]	0:35.34 [3]	0:23.80 [3]	0:35.34 -5
		Aidan Holt		Overall	1200m	(0:14.50)	(0:11.14)	(0:11.19)	(0:11.24)	(0:11.54)	(0:11.62)	
5	6	WHIRLWIND	14	68.6	0:10.93	1:23.45 [5]	1:07.94 [10]	0:56.33 [11]	0:45.15 [11]	0:34.22 [11]	0:22.95 [11]	0:34.22 +3
		Fiona Sandkuhl		800m	800m	(0:15.51)	(0:11.61)	(0:11.18)	(0:10.93)	(0:11.27)	(0:11.20)	
6	7	CLUEDO	4	66.7	0:11.05	1:23.51 [6]	1:08.41 [6]	0:57.15 [7]	0:45.94 [8]	0:34.89 [6]	0:23.31 [10]	0:34.89 -2
		Chris Meehan		800m	800m	(0:15.10)	(0:11.26)	(0:11.21)	(0:11.05)	(0:11.58)	(0:11.36)	
7	14	WINNING SAGA	3	65.4	0:11.10	1:23.71 [7]	1:08.88 [4]	0:57.72 [5]	0:46.50 [5]	0:35.40 [5]	0:23.89 [4]	0:35.40 -1
		Graham Kliese		800m	800m	(0:14.83)	(0:11.16)	(0:11.22)	(0:11.10)	(0:11.51)	(0:11.58)	
8	12	LA MANO	9	67.1	0:10.85	1:23.84 [8]	1:08.37 [8]	0:57.52 [6]	0:46.52 [6]	0:35.21 [7]	0:23.85 [6]	0:35.21 -2
		Ivo Fry		1200m	1200m	(0:15.47)	(0:10.85)	(0:11.00)	(0:11.31)	(0:11.36)	(0:11.63)	
9	11	CHAPARRAL CHASE	7	67.8	0:11.05	1:23.89 [9]	1:08.40 [9]	0:57.15 [9]	0:46.10 [10]	0:34.96 [10]	0:23.70 [8]	0:34.96 +3
		Jackson Murphy		800m	1000m	(0:15.49)	(0:11.25)	(0:11.05)	(0:11.14)	(0:11.26)	(0:11.53)	
10	15	ULTIMATE	5	66.7	0:11.00	1:23.90 [10]	1:08.31 [11]	0:57.11 [10]	0:46.11 [9]	0:35.02 [9]	0:23.71 [9]	0:35.02 -6
		Tasha Chambers		800m	1000m	(0:15.59)	(0:11.20)	(0:11.00)	(0:11.09)	(0:11.31)	(0:11.43)	

Scratched: Brasco (#1), Southaven (#16), Not Worth It (#17), Big Demeanor (#8), Joe's Giggle (#9), Better Breakout (#10)



Townsville Professional
Race 8: GREAT NORTHERN BREWING CO BENCHMARK 62 Handicap - 1400m
16 January 2026 - 15:27



Track Rating: Soft 6, Weather: Overcast, Rail Position: +4.5m 1000m-W/Post; +2m Remainder

Section						Overall	1200m	1000m	800m	600m	400m	Last 600m	
Field Times						1:22.81 (0:14.50)	1:08.31 (0:11.00)	0:57.31 (0:11.04)	0:46.27 (0:10.96)	0:35.31 (0:11.90)	0:23.41 (0:11.76)	0:35.31	
Rank	TAB	Horse/Jockey	Barrier	Top Speed [km/h]	Fastest Section								Distance Travelled [m]
11	4	ROOM FOR SQUARES	13	66.8	0:10.94	1:23.97 [11]	1:09.31 [3]	0:58.37 [2]	0:47.43 [1]	0:36.47 [1]	0:24.57 [1]	0:36.47	-12
		Jason Babarovich		1000m	1200m	(0:14.66)	(0:10.94)	(0:10.94)	(0:10.96)	(0:11.90)	(0:11.86)		

Scratched: Brasco (#1), Southaven (#16), Not Worth It (#17), Big Demeanor (#8), Joe's Giggle (#9), Better Breakout (#10)



Townsville Professional

Race 8: GREAT NORTHERN BREWING CO BENCHMARK 62 Handicap - 1400m

16 January 2026 - 15:27



Track Rating: Soft 6, Weather: Overcast, Rail Position: +4.5m 1000m-W/Post; +2m Remainder

Section Field Times		200m 0:11.65 (0:11.65)					Last 600m 0:35.31		
Rank	TAB	Horse/Jockey	Barrier	Top Speed [km/h]	Fastest Section	Margin		Distance Travelled [m]	
1	3	KEEP ON RUNNING	11	66.7	0:11.09	0:11.65 [2]	1:22.81	0:33.96	
		Sean Cormack		1000m	1000m	(0:11.65)			
2	5	BUFFET BUSTER	15	66.8	0:10.93	0:11.80 [1]	0.89L	0:34.97	-2
		Amanda Thomson		1200m	1200m	(0:11.80)			
3	13	KOBAYASTAR	10	68.1	0:10.94	0:11.79 [6]	2.81L	0:34.99	-2
		Chris Whiteley		1200m	1200m	(0:11.79)			
4	2	IMPRESSIONISM	1	65.5	0:11.14	0:12.18 [3]	3.54L	0:35.34	-5
		Aidan Holt		Overall	1200m	(0:12.18)			
5	6	WHIRLWIND	14	68.6	0:10.93	0:11.75 [10]	3.8L	0:34.22	+3
		Fiona Sandkuhl		800m	800m	(0:11.75)			
6	7	CLUEDO	4	66.7	0:11.05	0:11.95 [7]	4.13L	0:34.89	-2
		Chris Meehan		800m	800m	(0:11.95)			
7	14	WINNING SAGA	3	65.4	0:11.10	0:12.31 [5]	5.31L	0:35.40	-1
		Graham Kliese		800m	800m	(0:12.31)			
8	12	LA MANO	9	67.1	0:10.85	0:12.22 [9]	6.1L	0:35.21	-2
		Ivo Fry		1200m	1200m	(0:12.22)			
9	11	CHAPARRAL CHASE	7	67.8	0:11.05	0:12.17 [11]	6.35L	0:34.96	+3
		Jackson Murphy		800m	1000m	(0:12.17)			
10	15	ULTIMATE	5	66.7	0:11.00	0:12.28 [8]	6.44L	0:35.02	-6
		Tasha Chambers		800m	1000m	(0:12.28)			

Scratched: Brasco (#1), Southaven (#16), Not Worth It (#17), Big Demeanor (#8), Joe's Giggle (#9), Better Breakout (#10)

Report Created: Fri 16 January 2026 16:28 GMT+1 (Note: Timing is based on position data)

Page 3/15

[] Ranking at each section and finish
-:-:- No data available at this section
NA No data available

SCN Saddle cloth number
DNF Did not finish
DNT Did not track

data processed by  TRIPLESDATA



Townsville Professional
Race 8: GREAT NORTHERN BREWING CO BENCHMARK 62 Handicap - 1400m
16 January 2026 - 15:27



Track Rating: Soft 6, Weather: Overcast, Rail Position: +4.5m 1000m-W/Post; +2m Remainder

Section						200m	Last 600m			
Field Times						0:11.65 (0:11.65)	0:35.31			
Rank	TAB	Horse/Jockey	Barrier	Top Speed [km/h]	Fastest Section	Margin		Distance Travelled [m]		
11	4	ROOM FOR SQUARES	13	66.8	0:10.94	0:12.71 [4]	6.82L	0:36.47	-12	
		Jason Babarovich		1000m	1200m	(0:12.71)				

Scratched: Brasco (#1), Southaven (#16), Not Worth It (#17), Big Demeanor (#8), Joe's Giggle (#9), Better Breakout (#10)



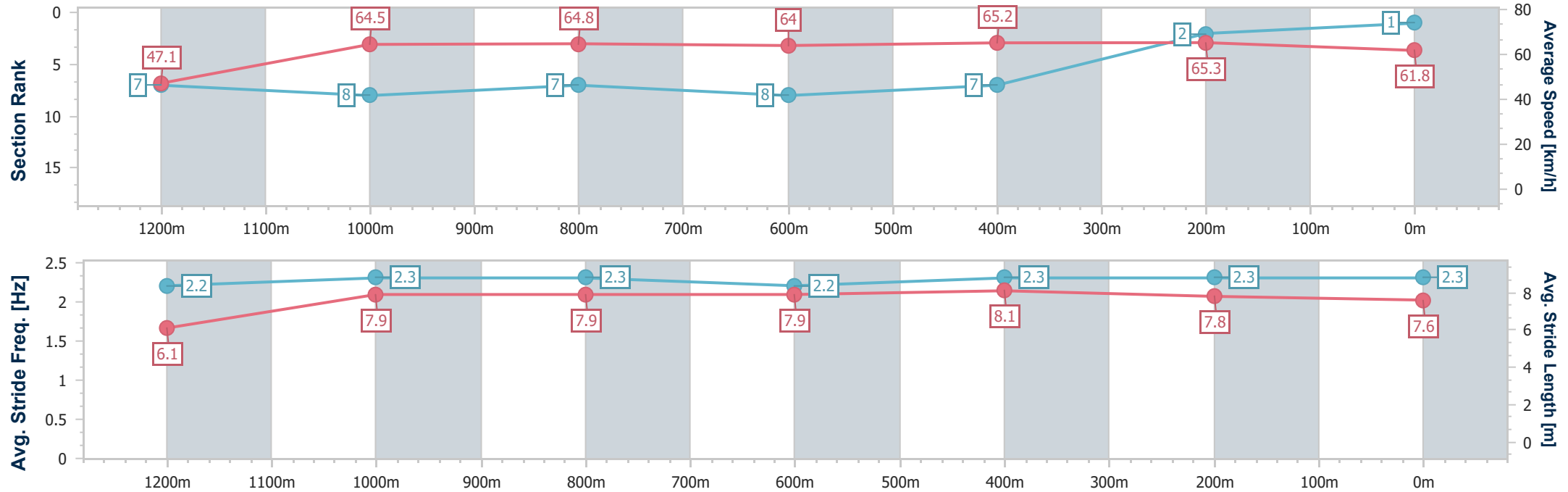
Horse/Jockey Name	Keep On Running
Final Rank	1
Fastest Section Time (Section)	0:11.09 (1000m)
Top Speed [km/h] (Section)	66.7 (1000m)
Race State	Finished



TownsvilleProfessional
Race 8: GREAT NORTHERN BREWING CO BENCHMARK 62
Handicap - 1400m
16 January 2026 - 15:27
Track Rating: Soft 6, Weather: Overcast, Rail Position: +4.5m
1000m-W/Post; +2m Remainder



Section	Overall	1200m	1000m	800m	600m	400m	200m						
Section Times	1:22.81 [1] (0:15.30)	1:07.51 [7] (0:11.15)	0:56.36 [8] (0:11.09)	0:45.27 [7] (0:11.31)	0:33.96 [8] (0:11.18)	0:22.78 [7] (0:11.13)	0:11.65 [2] (0:11.65)						
Average Speed [km/h]	47.1	64.5	64.8	64.0	65.2	65.3	61.8						
Top Speed [km/h]	66.0	65.5	66.7	65.6	65.9	66.1	64.1						
Avg. Dist. to Rail [m]	5.8	1.4	1.5	1.3	2.3	6.3	5.0						
Avg. Stride Freq. [Hz]	2.2	2.3	2.3	2.2	2.3	2.3	2.3						
Avg. Stride Length [m]	6.1	7.9	7.9	7.9	8.1	7.8	7.6						





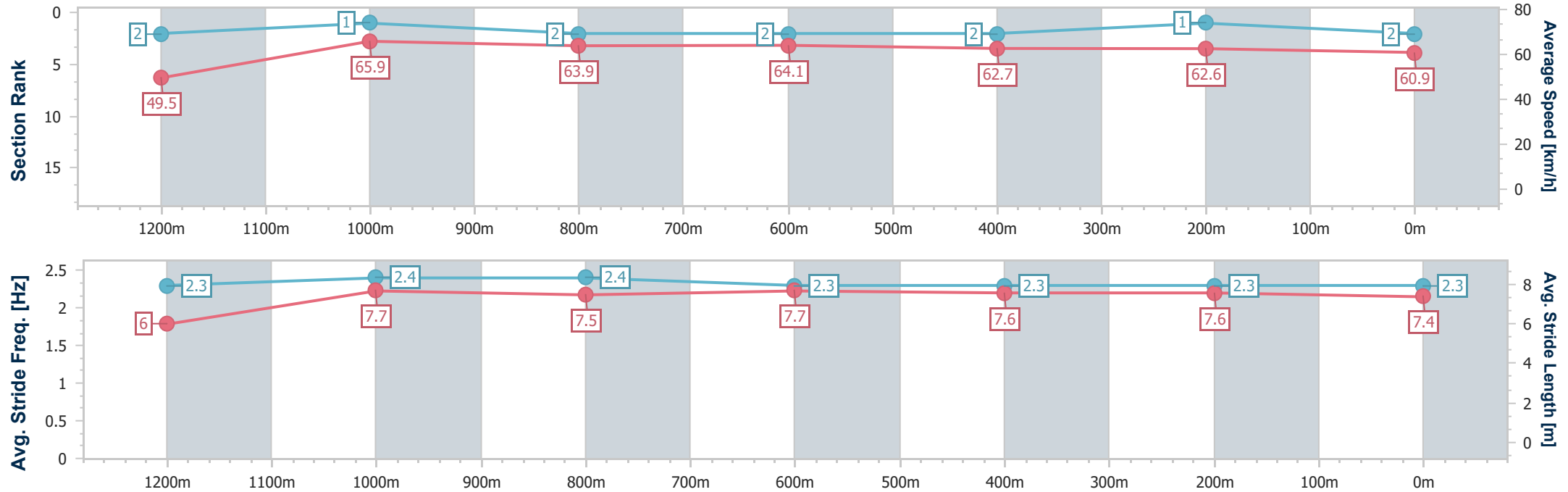
Horse/Jockey Name	Buffet Buster
Final Rank	2
Fastest Section Time (Section)	0:10.93 (1200m)
Top Speed [km/h] (Section)	66.8 (1200m)
Race State	Finished



TownsvilleProfessional
Race 8: GREAT NORTHERN BREWING CO BENCHMARK 62
Handicap - 1400m
16 January 2026 - 15:27
Track Rating: Soft 6, Weather: Overcast, Rail Position: +4.5m
1000m-W/Post; +2m Remainder



Section	Overall	1200m	1000m	800m	600m	400m	200m						
Section Times	1:22.96 [2] (0:14.57)	1:08.39 [2] (0:10.93)	0:57.46 [1] (0:11.22)	0:46.24 [2] (0:11.27)	0:34.97 [2] (0:11.60)	0:23.37 [2] (0:11.57)	0:11.80 [1] (0:11.80)						
Average Speed [km/h]	49.5	65.9	63.9	64.1	62.7	62.6	60.9						
Top Speed [km/h]	66.4	66.8	64.6	64.7	63.9	63.5	63.0						
Avg. Dist. to Rail [m]	10.2	1.6	0.9	0.7	1.9	3.6	3.4						
Avg. Stride Freq. [Hz]	2.3	2.4	2.4	2.3	2.3	2.3	2.3						
Avg. Stride Length [m]	6.0	7.7	7.5	7.7	7.6	7.6	7.4						





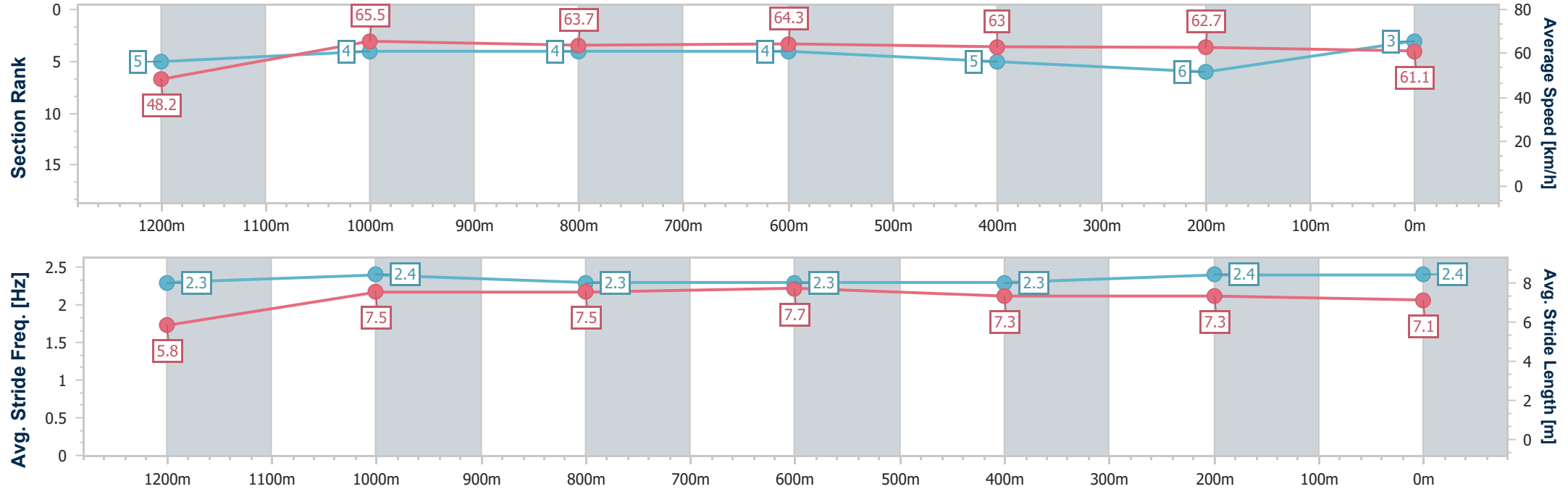
Horse/Jockey Name	Kobayastar
Final Rank	3
Fastest Section Time (Section)	0:10.94 (1200m)
Top Speed [km/h] (Section)	68.1 (1200m)
Race State	Finished



TownsvilleProfessional
Race 8: GREAT NORTHERN BREWING CO BENCHMARK 62
Handicap - 1400m
16 January 2026 - 15:27
Track Rating: Soft 6, Weather: Overcast, Rail Position: +4.5m
1000m-W/Post; +2m Remainder



Section	Overall	1200m	1000m	800m	600m	400m	200m						
Section Times	1:23.28 [3] (0:14.96)	1:08.32 [5] (0:10.94)	0:57.38 [4] (0:11.16)	0:46.22 [4] (0:11.23)	0:34.99 [4] (0:11.61)	0:23.38 [5] (0:11.59)	0:11.79 [6] (0:11.79)						
Average Speed [km/h]	48.2	65.5	63.7	64.3	63.0	62.7	61.1						
Top Speed [km/h]	64.8	68.1	65.6	65.2	64.6	65.5	63.4						
Avg. Dist. to Rail [m]	4.7	5.8	2.2	0.6	2.9	5.8	4.7						
Avg. Stride Freq. [Hz]	2.3	2.4	2.3	2.3	2.3	2.4	2.4						
Avg. Stride Length [m]	5.8	7.5	7.5	7.7	7.3	7.3	7.1						





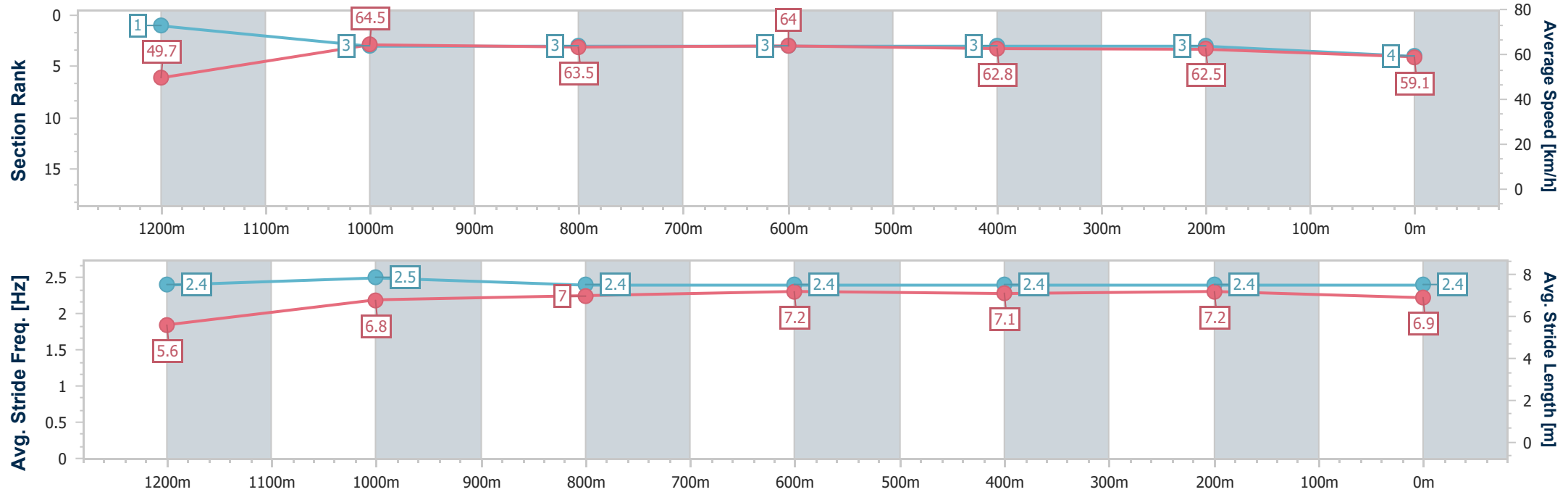
Horse/Jockey Name	Impressionism
Final Rank	4
Fastest Section Time (Section)	0:11.14 (1200m)
Top Speed [km/h] (Section)	65.5 (Overall)
Race State	Finished



TownsvilleProfessional
Race 8: GREAT NORTHERN BREWING CO BENCHMARK 62
Handicap - 1400m
16 January 2026 - 15:27
Track Rating: Soft 6, Weather: Overcast, Rail Position: +4.5m
1000m-W/Post; +2m Remainder



Section	Overall	1200m	1000m	800m	600m	400m	200m						
Section Times	1:23.41 [4] (0:14.50)	1:08.91 [1] (0:11.14)	0:57.77 [3] (0:11.19)	0:46.58 [3] (0:11.24)	0:35.34 [3] (0:11.54)	0:23.80 [3] (0:11.62)	0:12.18 [3] (0:12.18)						
Average Speed [km/h]	49.7	64.5	63.5	64.0	62.8	62.5	59.1						
Top Speed [km/h]	65.5	64.8	63.9	64.7	63.2	63.5	61.4						
Avg. Dist. to Rail [m]	1.7	1.4	2.2	0.6	1.3	5.1	5.4						
Avg. Stride Freq. [Hz]	2.4	2.5	2.4	2.4	2.4	2.4	2.4						
Avg. Stride Length [m]	5.6	6.8	7.0	7.2	7.1	7.2	6.9						





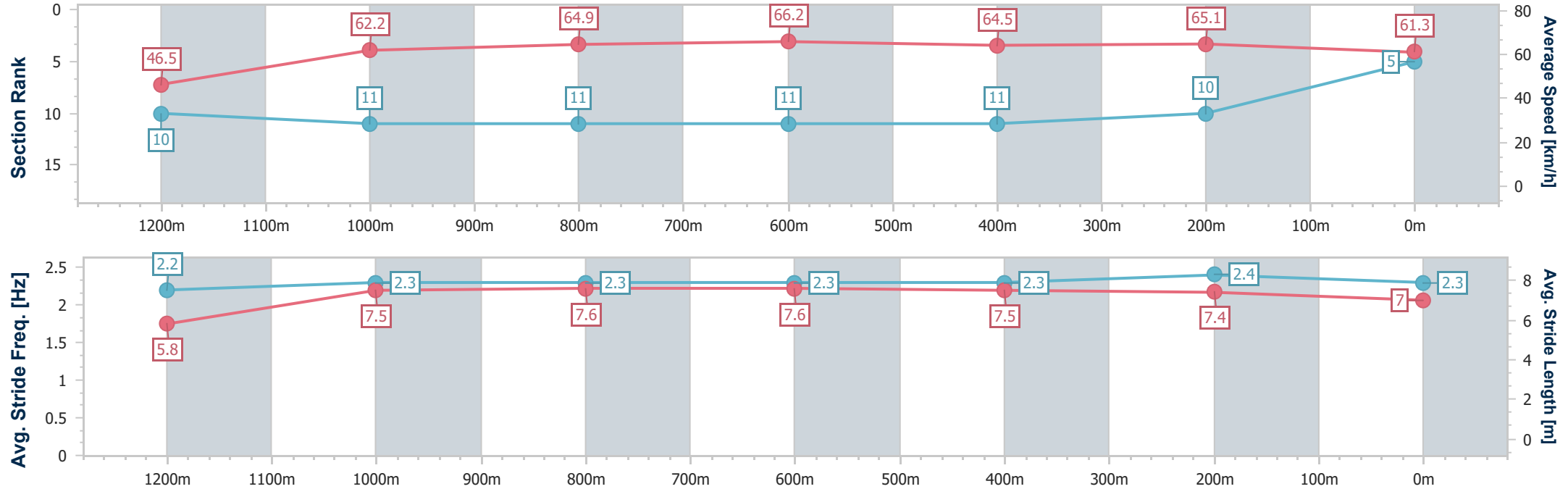
Horse/Jockey Name	Whirlwind
Final Rank	5
Fastest Section Time (Section)	0:10.93 (800m)
Top Speed [km/h] (Section)	68.6 (800m)
Race State	Finished



TownsvilleProfessional
Race 8: GREAT NORTHERN BREWING CO BENCHMARK 62
Handicap - 1400m
16 January 2026 - 15:27
Track Rating: Soft 6, Weather: Overcast, Rail Position: +4.5m
1000m-W/Post; +2m Remainder



Section	Overall	1200m	1000m	800m	600m	400m	200m						
Section Times	1:23.45 [5] (0:15.51)	1:07.94 [10] (0:11.61)	0:56.33 [11] (0:11.18)	0:45.15 [11] (0:10.93)	0:34.22 [11] (0:11.27)	0:22.95 [11] (0:11.20)	0:11.75 [10] (0:11.75)						
Average Speed [km/h]	46.5	62.2	64.9	66.2	64.5	65.1	61.3						
Top Speed [km/h]	60.9	64.2	67.3	68.6	66.4	66.4	63.4						
Avg. Dist. to Rail [m]	11.3	4.2	1.6	0.8	2.3	7.7	9.4						
Avg. Stride Freq. [Hz]	2.2	2.3	2.3	2.3	2.3	2.4	2.3						
Avg. Stride Length [m]	5.8	7.5	7.6	7.6	7.5	7.4	7.0						





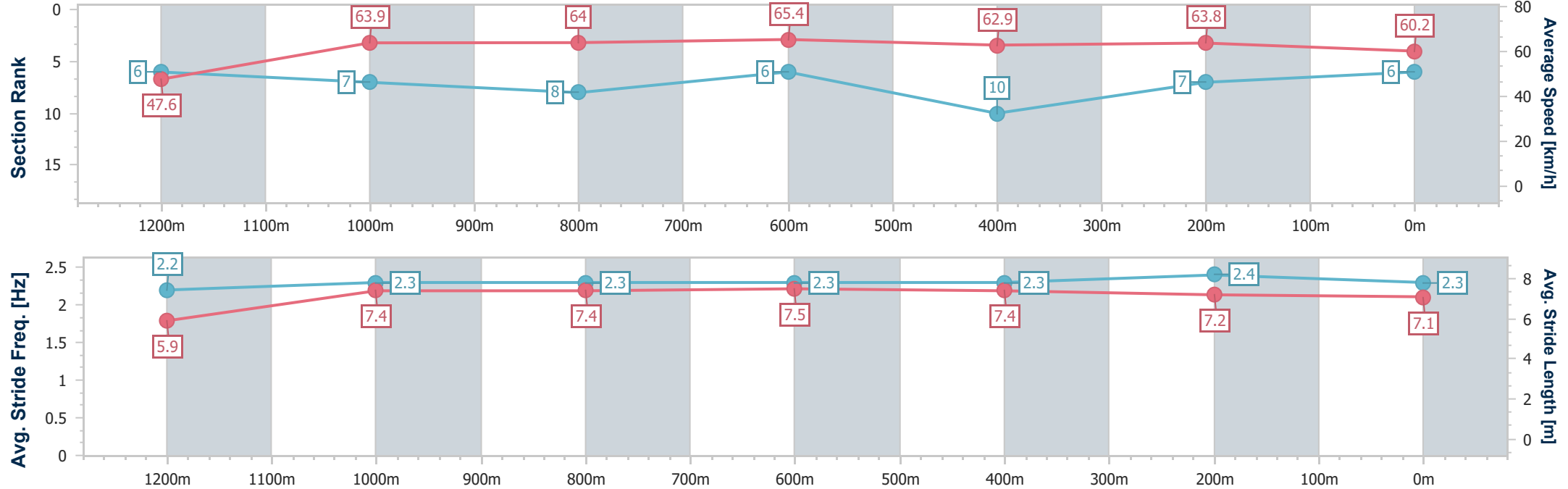
Horse/Jockey Name	Cluedo
Final Rank	6
Fastest Section Time (Section)	0:11.05 (800m)
Top Speed [km/h] (Section)	66.7 (800m)
Race State	Finished



TownsvilleProfessional
Race 8: GREAT NORTHERN BREWING CO BENCHMARK 62
Handicap - 1400m
16 January 2026 - 15:27
Track Rating: Soft 6, Weather: Overcast, Rail Position: +4.5m
1000m-W/Post; +2m Remainder



Section	Overall	1200m	1000m	800m	600m	400m	200m						
Section Times	1:23.51 [6] (0:15.10)	1:08.41 [6] (0:11.26)	0:57.15 [7] (0:11.21)	0:45.94 [8] (0:11.05)	0:34.89 [6] (0:11.58)	0:23.31 [10] (0:11.36)	0:11.95 [7] (0:11.95)						
Average Speed [km/h]	47.6	63.9	64.0	65.4	62.9	63.8	60.2						
Top Speed [km/h]	63.8	64.7	65.9	66.7	64.7	65.8	62.4						
Avg. Dist. to Rail [m]	3.8	0.6	1.0	1.0	2.2	3.6	2.9						
Avg. Stride Freq. [Hz]	2.2	2.3	2.3	2.3	2.3	2.4	2.3						
Avg. Stride Length [m]	5.9	7.4	7.4	7.5	7.4	7.2	7.1						



- [] Ranking at each section and finish
- .-.- No data available at this section
- NA No data available



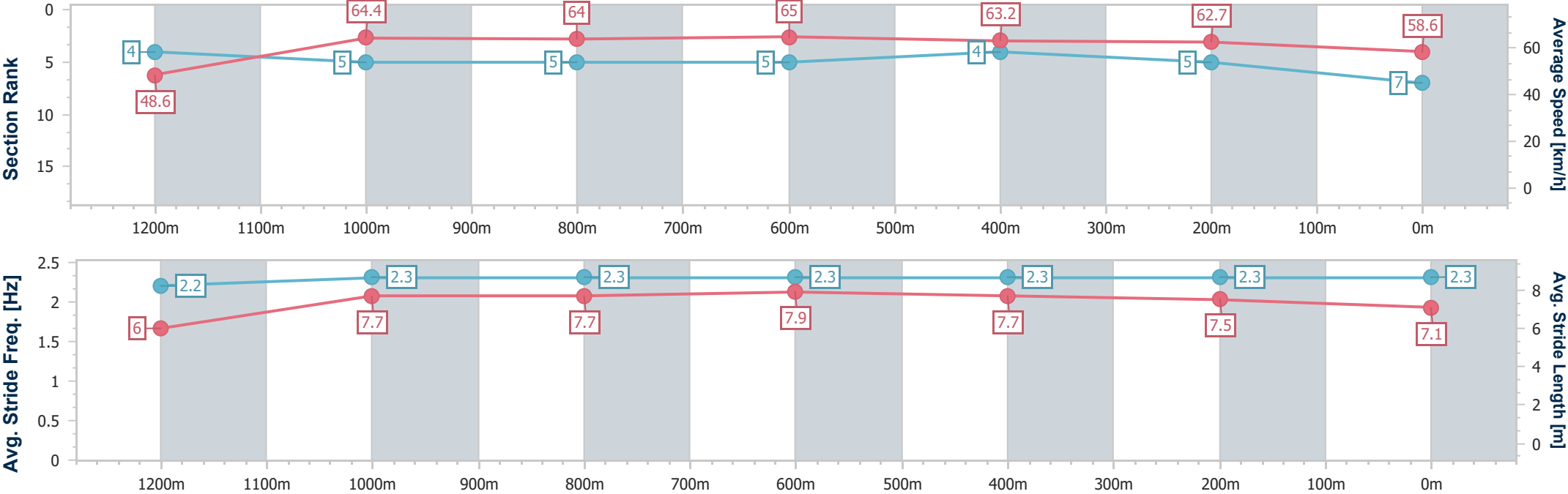
Horse/Jockey Name	Winning Saga
Final Rank	7
Fastest Section Time (Section)	0:11.10 (800m)
Top Speed [km/h] (Section)	65.4 (800m)
Race State	Finished



TownsvilleProfessional
Race 8: GREAT NORTHERN BREWING CO BENCHMARK 62
Handicap - 1400m
16 January 2026 - 15:27
Track Rating: Soft 6, Weather: Overcast, Rail Position: +4.5m
1000m-W/Post; +2m Remainder



Section	Overall	1200m	1000m	800m	600m	400m	200m						
Section Times	1:23.71 [7] (0:14.83)	1:08.88 [4] (0:11.16)	0:57.72 [5] (0:11.22)	0:46.50 [5] (0:11.10)	0:35.40 [5] (0:11.51)	0:23.89 [4] (0:11.58)	0:12.31 [5] (0:12.31)						
Average Speed [km/h]	48.6	64.4	64.0	65.0	63.2	62.7	58.6						
Top Speed [km/h]	65.2	65.3	65.0	65.4	64.9	63.4	61.8						
Avg. Dist. to Rail [m]	2.4	1.5	1.1	0.7	2.2	5.0	4.1						
Avg. Stride Freq. [Hz]	2.2	2.3	2.3	2.3	2.3	2.3	2.3						
Avg. Stride Length [m]	6.0	7.7	7.7	7.9	7.7	7.5	7.1						





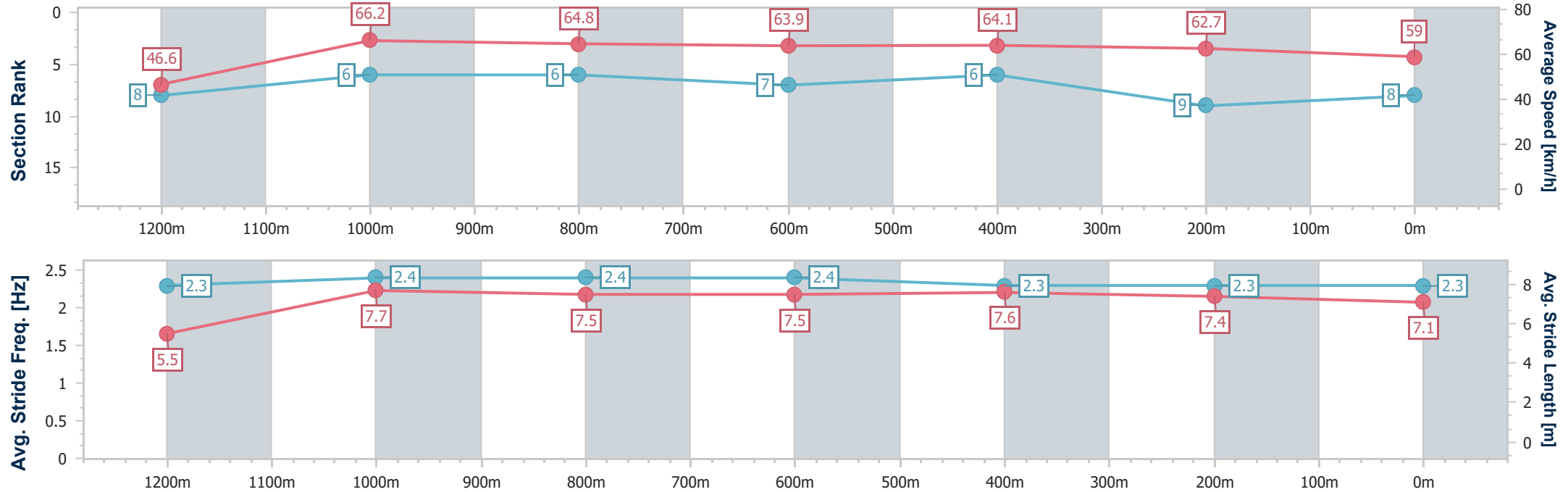
Horse/Jockey Name	La Mano
Final Rank	8
Fastest Section Time (Section)	0:10.85 (1200m)
Top Speed [km/h] (Section)	67.1 (1200m)
Race State	Finished



TownsvilleProfessional
Race 8: GREAT NORTHERN BREWING CO BENCHMARK 62
Handicap - 1400m
16 January 2026 - 15:27
Track Rating: Soft 6, Weather: Overcast, Rail Position: +4.5m
1000m-W/Post; +2m Remainder



Section	Overall	1200m	1000m	800m	600m	400m	200m						
Section Times	1:23.84 [8] (0:15.47)	1:08.37 [8] (0:10.85)	0:57.52 [6] (0:11.00)	0:46.52 [6] (0:11.31)	0:35.21 [7] (0:11.36)	0:23.85 [6] (0:11.63)	0:12.22 [9] (0:12.22)						
Average Speed [km/h]	46.6	66.2	64.8	63.9	64.1	62.7	59.0						
Top Speed [km/h]	66.8	67.1	66.2	65.5	64.7	64.1	61.7						
Avg. Dist. to Rail [m]	5.4	2.6	1.9	1.1	2.3	7.3	7.3						
Avg. Stride Freq. [Hz]	2.3	2.4	2.4	2.4	2.3	2.3	2.3						
Avg. Stride Length [m]	5.5	7.7	7.5	7.5	7.6	7.4	7.1						





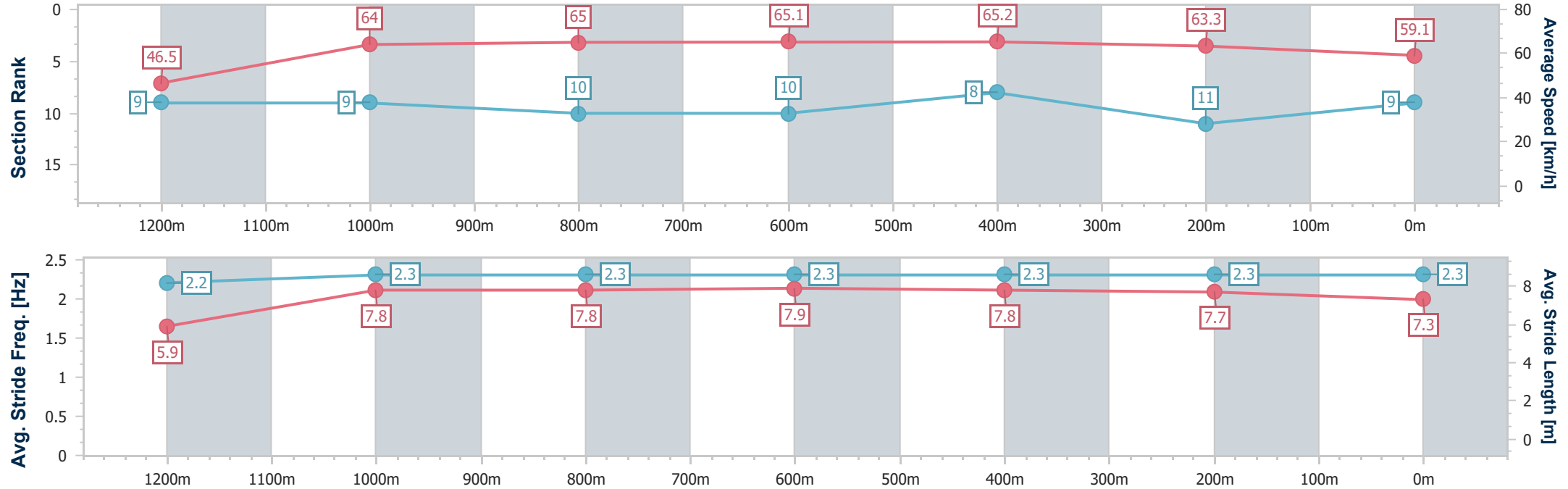
Horse/Jockey Name	Chaparral Chase
Final Rank	9
Fastest Section Time (Section)	0:11.05 (1000m)
Top Speed [km/h] (Section)	67.8 (800m)
Race State	Finished



TownsvilleProfessional
Race 8: GREAT NORTHERN BREWING CO BENCHMARK 62
Handicap - 1400m
16 January 2026 - 15:27
Track Rating: Soft 6, Weather: Overcast, Rail Position: +4.5m
1000m-W/Post; +2m Remainder



Section	Overall	1200m	1000m	800m	600m	400m	200m						
Section Times	1:23.89 [9] (0:15.49)	1:08.40 [9] (0:11.25)	0:57.15 [9] (0:11.05)	0:46.10 [10] (0:11.14)	0:34.96 [10] (0:11.26)	0:23.70 [8] (0:11.53)	0:12.17 [11] (0:12.17)						
Average Speed [km/h]	46.5	64.0	65.0	65.1	65.2	63.3	59.1						
Top Speed [km/h]	64.1	64.9	67.7	67.8	65.8	65.1	60.6						
Avg. Dist. to Rail [m]	4.2	1.0	1.0	1.7	4.1	7.6	8.0						
Avg. Stride Freq. [Hz]	2.2	2.3	2.3	2.3	2.3	2.3	2.3						
Avg. Stride Length [m]	5.9	7.8	7.8	7.9	7.8	7.7	7.3						





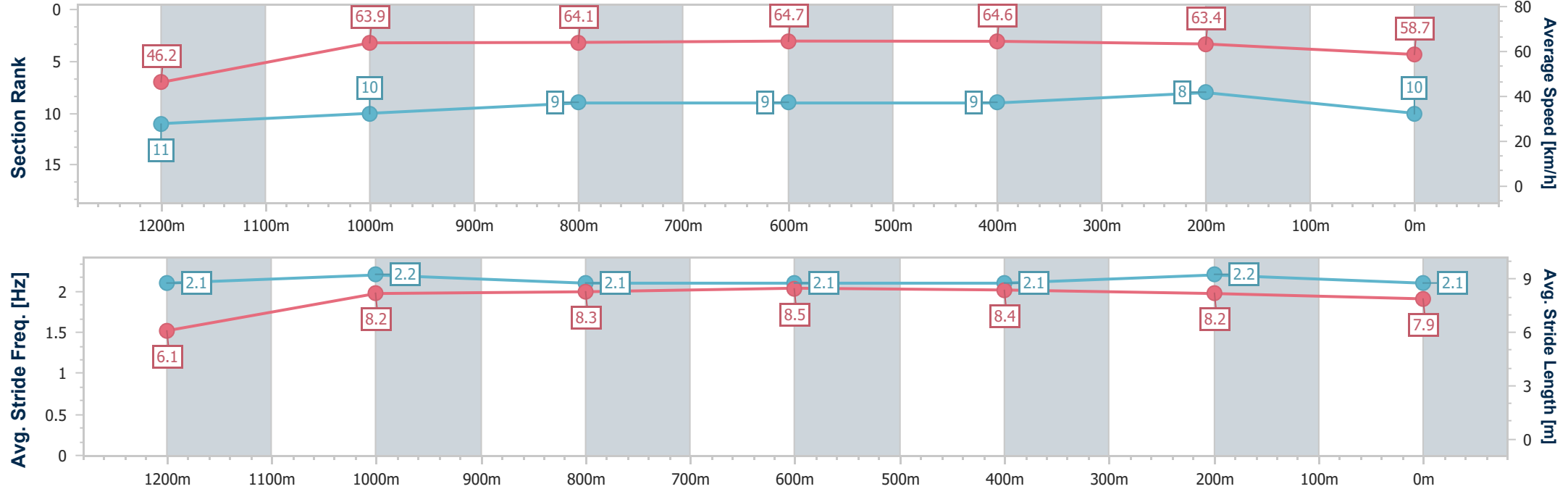
Horse/Jockey Name	Ultimate
Final Rank	10
Fastest Section Time (Section)	0:11.00 (1000m)
Top Speed [km/h] (Section)	66.7 (800m)
Race State	Finished



TownsvilleProfessional
Race 8: GREAT NORTHERN BREWING CO BENCHMARK 62
Handicap - 1400m
16 January 2026 - 15:27
Track Rating: Soft 6, Weather: Overcast, Rail Position: +4.5m
1000m-W/Post; +2m Remainder



Section	Overall	1200m	1000m	800m	600m	400m	200m						
Section Times	1:23.90 [10] (0:15.59)	1:08.31 [11] (0:11.20)	0:57.11 [10] (0:11.00)	0:46.11 [9] (0:11.09)	0:35.02 [9] (0:11.31)	0:23.71 [9] (0:11.43)	0:12.28 [8] (0:12.28)						
Average Speed [km/h]	46.2	63.9	64.1	64.7	64.6	63.4	58.7						
Top Speed [km/h]	63.9	64.7	65.6	66.7	65.3	64.7	61.3						
Avg. Dist. to Rail [m]	4.4	3.4	3.8	1.1	2.5	3.8	2.4						
Avg. Stride Freq. [Hz]	2.1	2.2	2.1	2.1	2.1	2.2	2.1						
Avg. Stride Length [m]	6.1	8.2	8.3	8.5	8.4	8.2	7.9						





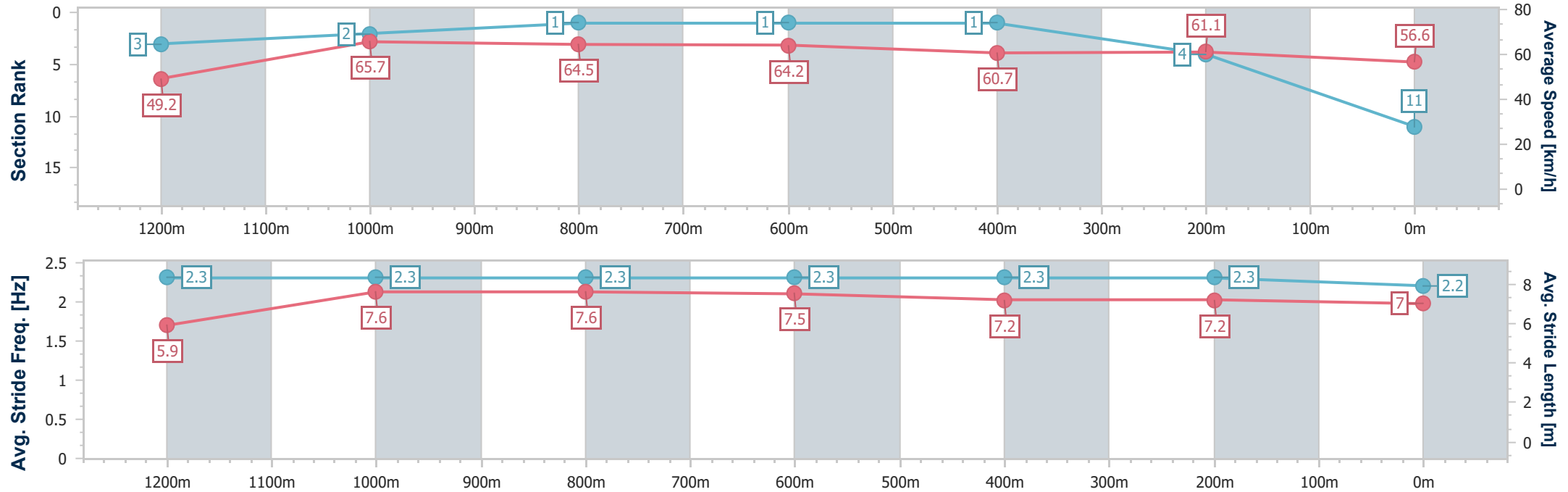
Horse/Jockey Name	Room For Squares
Final Rank	11
Fastest Section Time (Section)	0:10.94 (1200m)
Top Speed [km/h] (Section)	66.8 (1000m)
Race State	Finished



TownsvilleProfessional
Race 8: GREAT NORTHERN BREWING CO BENCHMARK 62
Handicap - 1400m
16 January 2026 - 15:27
Track Rating: Soft 6, Weather: Overcast, Rail Position: +4.5m
1000m-W/Post; +2m Remainder



Section	Overall	1200m	1000m	800m	600m	400m	200m						
Section Times	1:23.97 [11] (0:14.66)	1:09.31 [3] (0:10.94)	0:58.37 [2] (0:10.94)	0:47.43 [1] (0:10.96)	0:36.47 [1] (0:11.90)	0:24.57 [1] (0:11.86)	0:12.71 [4] (0:12.71)						
Average Speed [km/h]	49.2	65.7	64.5	64.2	60.7	61.1	56.6						
Top Speed [km/h]	66.4	66.5	66.8	65.0	63.0	62.3	59.5						
Avg. Dist. to Rail [m]	8.4	0.8	4.5	4.2	1.4	2.4	1.3						
Avg. Stride Freq. [Hz]	2.3	2.3	2.3	2.3	2.3	2.3	2.2						
Avg. Stride Length [m]	5.9	7.6	7.6	7.5	7.2	7.2	7.0						





TownsvilleProfessional

Race 9: LADBROKES FORM GENIUS BENCHMARK 55 Handicap - 1000m

16 January 2026 - 16:07



Track Rating: Soft 6, Weather: Overcast, Rail Position: +4.5m 1000m-W/Post; +2m Remainder

Section		Overall				800m	600m	400m	200m	Last 600m		
Field Times		0:56.39				0:43.35	0:33.35	0:22.89	0:11.90	0:33.35		
		(0:13.04)				(0:10.00)	(0:10.46)	(0:10.99)	(0:11.90)			
Rank	TAB	Horse/Jockey	Barrier	Top Speed [km/h]	Fastest Section					Margin		Distance Travelled [m]
1	3	TIME TO PROPHET	11	68.0	0:09.82	0:56.39 [1]	0:43.16 [4]	0:33.34 [3]	0:22.89 [2]	0:11.90 [1]	0:56.39	0:33.34
		Fiona Sandkuhl		600m	800m	(0:13.23)	(0:09.82)	(0:10.45)	(0:10.99)	(0:11.90)		
2	10	HELL OF A BENTLEY	18	65.5	0:10.18	0:56.46 [2]	0:43.05 [6]	0:32.87 [8]	0:22.29 [8]	0:11.47 [5]	0.4L	0:32.87 +4
		Chris Whiteley		600m	800m	(0:13.41)	(0:10.18)	(0:10.58)	(0:10.82)	(0:11.47)		
3	1	ILZOOMYA	9	67.7	0:09.84	0:56.77 [3]	0:43.56 [2]	0:33.72 [2]	0:23.18 [3]	0:12.11 [3]	2.25L	0:33.72 +0
		Micheal McDonald		800m	800m	(0:13.21)	(0:09.84)	(0:10.54)	(0:11.07)	(0:12.11)		
4	6	THREEBROTHERS	19	65.9	0:10.14	0:56.84 [4]	0:43.45 [5]	0:33.31 [7]	0:22.77 [7]	0:11.77 [6]	2.62L	0:33.31 +5
		Rachel Shred		600m	800m	(0:13.39)	(0:10.14)	(0:10.54)	(0:11.00)	(0:11.77)		
5	9	BUBBLES'N'FROTH	6	65.2	0:09.97	0:56.84 [5]	0:42.66 [12]	0:32.69 [11]	0:22.33 [10]	0:11.54 [10]	2.63L	0:32.69 +2
		Adam Sewell		200m	800m	(0:14.18)	(0:09.97)	(0:10.36)	(0:10.79)	(0:11.54)		
6	12	POWER PUFF	16	66.2	0:10.21	0:56.92 [6]	0:43.88 [1]	0:33.67 [4]	0:23.20 [4]	0:12.08 [4]	3.1L	0:33.67 +7
		Amanda Thomson		600m	800m	(0:13.04)	(0:10.21)	(0:10.47)	(0:11.12)	(0:12.08)		
7	4	COPPABELLA ROAD	2	67.0	0:09.81	0:57.03 [7]	0:43.80 [3]	0:33.99 [1]	0:23.53 [1]	0:12.40 [2]	3.74L	0:33.99 -3
		Aidan Holt		600m	800m	(0:13.23)	(0:09.81)	(0:10.46)	(0:11.13)	(0:12.40)		
8	5	SUBSTANCE	17	67.7	0:10.26	0:57.15 [8]	0:43.61 [8]	0:33.35 [9]	0:22.69 [9]	0:11.88 [9]	4.44L	0:33.35 +6
		Lacey Morrison		Overall	800m	(0:13.54)	(0:10.26)	(0:10.66)	(0:10.81)	(0:11.88)		
9	7	RARE AND RELIABLE	5	67.0	0:09.93	0:57.21 [9]	0:42.59 [13]	0:32.66 [13]	0:22.35 [13]	0:11.56 [12]	4.84L	0:32.66 -2
		Chris Meehan		Overall	800m	(0:14.62)	(0:09.93)	(0:10.31)	(0:10.79)	(0:11.56)		
10	11	MR DAMAGE	13	67.0	0:09.95	0:57.23 [10]	0:43.66 [9]	0:33.71 [6]	0:23.22 [5]	0:12.03 [8]	4.94L	0:33.71 +0
		Tasha Chambers		400m	800m	(0:13.57)	(0:09.95)	(0:10.49)	(0:11.19)	(0:12.03)		

Scratched: Stateswoman (#14), Spineless (#15), Theregos (#16), Gold Sluice (#17), Vee Eight Power (#19), Egzakly (#18)



Townsville Professional

Race 9: LADBROKES FORM GENIUS BENCHMARK 55 Handicap - 1000m

16 January 2026 - 16:07



Track Rating: Soft 6, Weather: Overcast, Rail Position: +4.5m 1000m-W/Post; +2m Remainder

Section					Overall	800m	600m	400m	200m	Last 600m			
Field Times					0:56.39 (0:13.04)	0:43.35 (0:10.00)	0:33.35 (0:10.46)	0:22.89 (0:10.99)	0:11.90 (0:11.90)	0:33.35			
Rank	TAB	Horse/Jockey	Barrier	Top Speed [km/h]	Fastest Section	Margin							Distance Travelled [m]
11	2	KAHAYLAAN	10	67.3	0:10.26	0:57.26 [11]	0:43.69 [10]	0:33.43 [10]	0:22.72 [11]	0:11.94 [11]	5.13L	0:33.43	+1
		Jackson Murphy		Overall	800m	(0:13.57)	(0:10.26)	(0:10.71)	(0:10.78)	(0:11.94)			
12	13	PONTIUS	4	65.5	0:09.98	0:57.30 [12]	0:43.82 [7]	0:33.84 [5]	0:23.24 [6]	0:12.13 [7]	5.33L	0:33.84	+3
		Ryan Wiggins		Overall	800m	(0:13.48)	(0:09.98)	(0:10.60)	(0:11.11)	(0:12.13)			
13	8	SAVVY THINKER	7	70.5	0:10.19	0:57.69 [13]	0:43.65 [11]	0:33.46 [12]	0:22.92 [12]	0:11.80 [13]	7.65L	0:33.46	+3
		Jason Babarovich		Overall	800m	(0:14.04)	(0:10.19)	(0:10.54)	(0:11.12)	(0:11.80)			

Scratched: Stateswoman (#14), Spineless (#15), Theregos (#16), Gold Sluice (#17), Vee Eight Power (#19), Egzakly (#18)



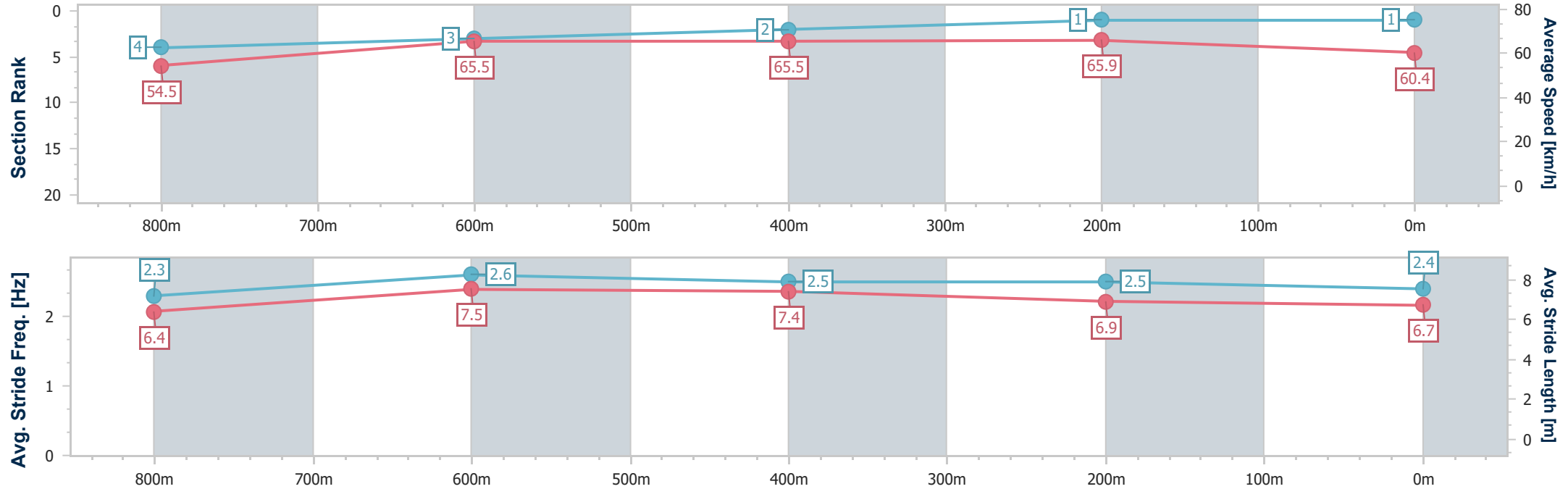
Horse/Jockey Name	Time To Prophet
Final Rank	1
Fastest Section Time (Section)	0:09.82 (800m)
Top Speed [km/h] (Section)	68.0 (600m)
Race State	Finished



TownsvilleProfessional
Race 9: LADBROKES FORM GENIUS BENCHMARK 55
Handicap - 1000m
16 January 2026 - 16:07
Track Rating: Soft 6, Weather: Overcast, Rail Position: +4.5m
1000m-W/Post; +2m Remainder



Section	Overall	800m	600m	400m	200m									
Section Times	0:56.39 [1] (0:13.23)	0:43.16 [4] (0:09.82)	0:33.34 [3] (0:10.45)	0:22.89 [2] (0:10.99)	0:11.90 [1] (0:11.90)									
Average Speed [km/h]	54.5	65.5	65.5	65.9	60.4									
Top Speed [km/h]	65.9	66.2	68.0	67.5	63.1									
Avg. Dist. to Rail [m]	3.2	1.8	1.3	3.9	4.4									
Avg. Stride Freq. [Hz]	2.3	2.6	2.5	2.5	2.4									
Avg. Stride Length [m]	6.4	7.5	7.4	6.9	6.7									





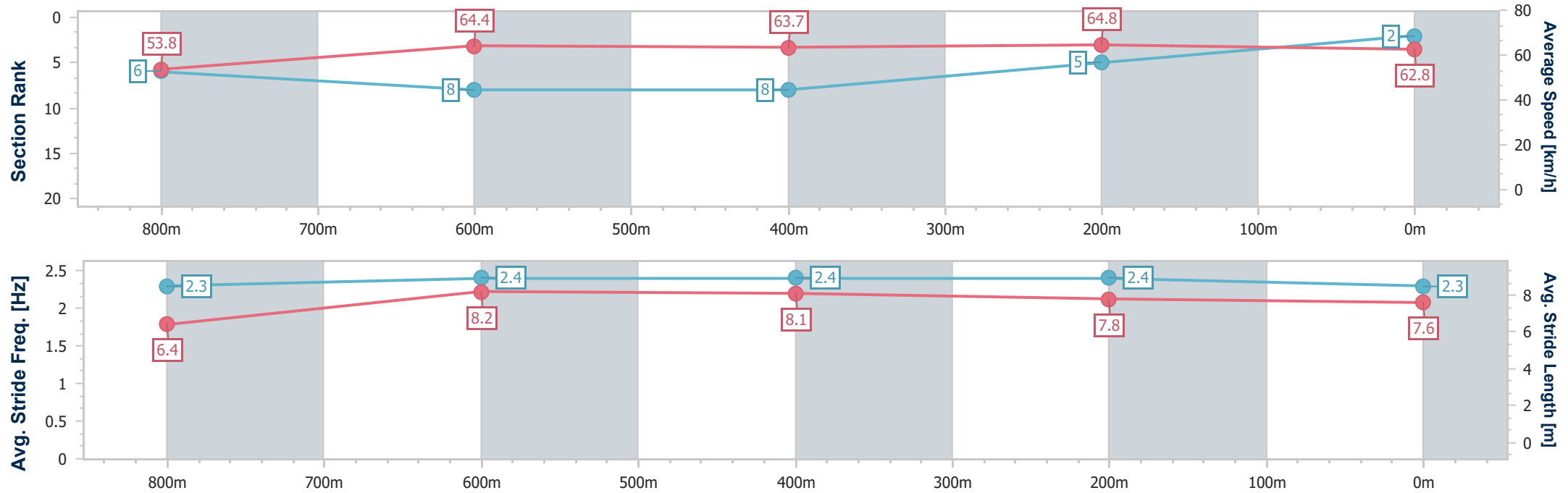
Horse/Jockey Name	Hell Of A Bentley
Final Rank	2
Fastest Section Time (Section)	0:10.18 (800m)
Top Speed [km/h] (Section)	65.5 (600m)
Race State	Finished



TownsvilleProfessional
Race 9: LADBROKES FORM GENIUS BENCHMARK 55
Handicap - 1000m
16 January 2026 - 16:07
Track Rating: Soft 6, Weather: Overcast, Rail Position: +4.5m
1000m-W/Post; +2m Remainder



Section	Overall	800m	600m	400m	200m										
Section Times	0:56.46 [2] (0:13.41)	0:43.05 [6] (0:10.18)	0:32.87 [8] (0:10.58)	0:22.29 [8] (0:10.82)	0:11.47 [5] (0:11.47)										
Average Speed [km/h]	53.8	64.4	63.7	64.8	62.8										
Top Speed [km/h]	65.2	65.2	65.5	65.2	65.4										
Avg. Dist. to Rail [m]	8.4	2.0	1.7	3.8	5.8										
Avg. Stride Freq. [Hz]	2.3	2.4	2.4	2.4	2.3										
Avg. Stride Length [m]	6.4	8.2	8.1	7.8	7.6										





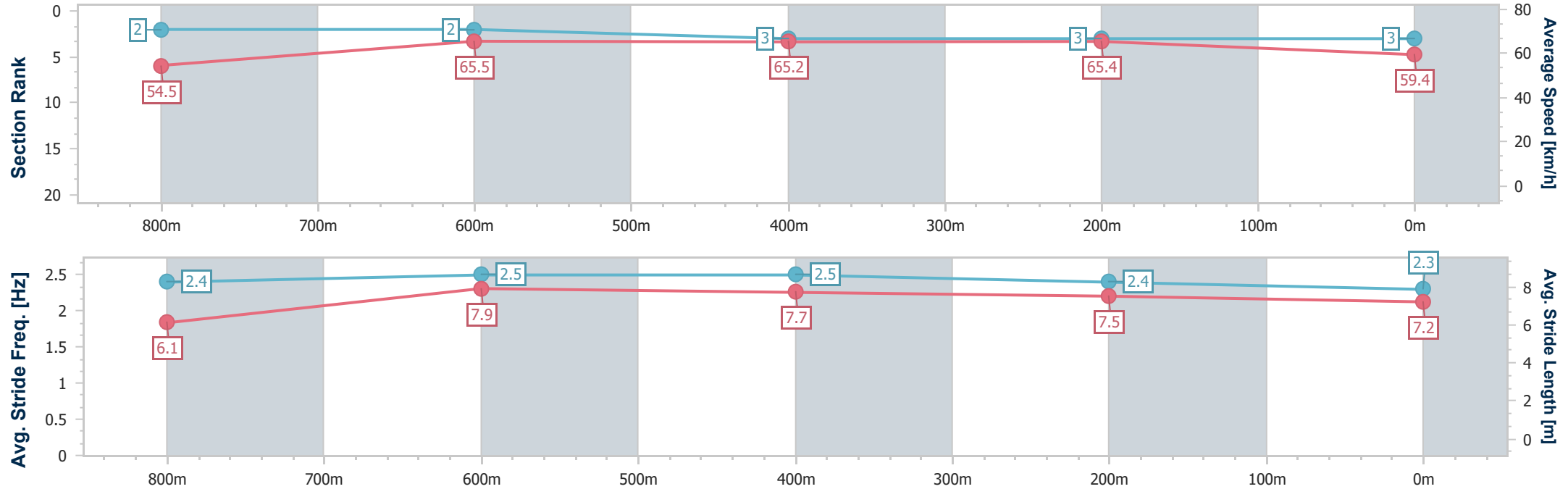
Horse/Jockey Name	Ilzoomya
Final Rank	3
Fastest Section Time (Section)	0:09.84 (800m)
Top Speed [km/h] (Section)	67.7 (800m)
Race State	Finished



TownsvilleProfessional
Race 9: LADBROKES FORM GENIUS BENCHMARK 55
Handicap - 1000m
16 January 2026 - 16:07
Track Rating: Soft 6, Weather: Overcast, Rail Position: +4.5m
1000m-W/Post; +2m Remainder



Section	Overall	800m	600m	400m	200m										
Section Times	0:56.77 [3] (0:13.21)	0:43.56 [2] (0:09.84)	0:33.72 [2] (0:10.54)	0:23.18 [3] (0:11.07)	0:12.11 [3] (0:12.11)										
Average Speed [km/h]	54.5	65.5	65.2	65.4	59.4										
Top Speed [km/h]	67.3	67.7	67.7	67.5	63.1										
Avg. Dist. to Rail [m]	2.1	1.6	1.1	3.7	2.0										
Avg. Stride Freq. [Hz]	2.4	2.5	2.5	2.4	2.3										
Avg. Stride Length [m]	6.1	7.9	7.7	7.5	7.2										



[] Ranking at each section and finish
-.-.- No data available at this section
NA No data available



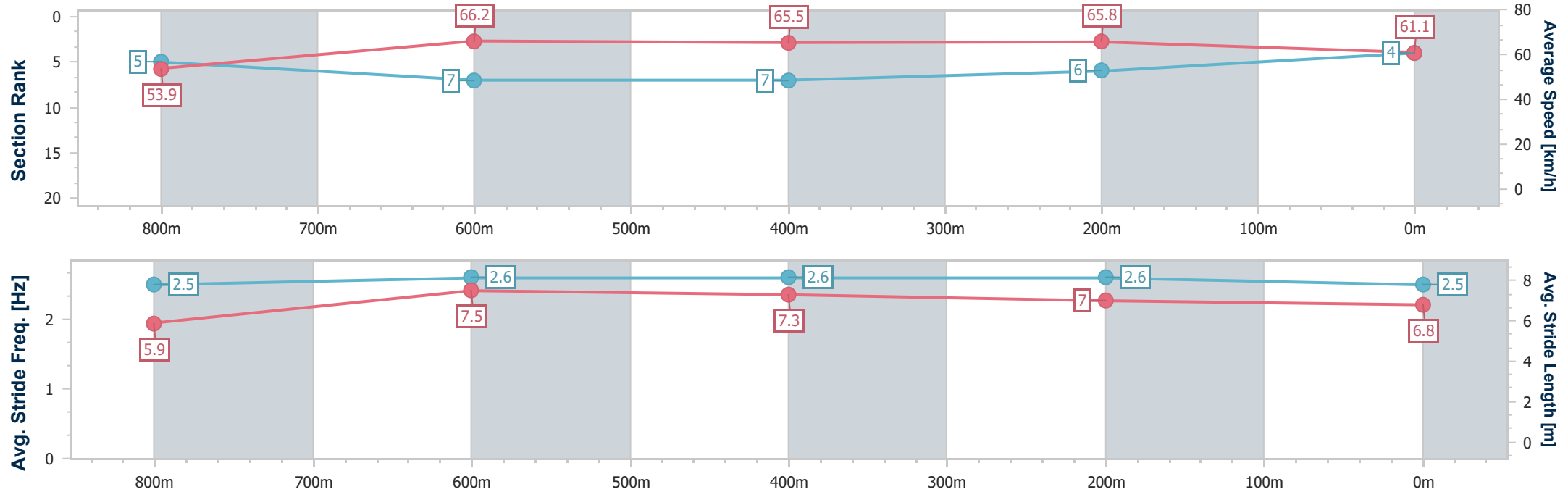
Horse/Jockey Name	Threebrothers
Final Rank	4
Fastest Section Time (Section)	0:10.14 (800m)
Top Speed [km/h] (Section)	65.9 (600m)
Race State	Finished



TownsvilleProfessional
Race 9: LADBROKES FORM GENIUS BENCHMARK 55
Handicap - 1000m
16 January 2026 - 16:07
Track Rating: Soft 6, Weather: Overcast, Rail Position: +4.5m
1000m-W/Post; +2m Remainder



Section	Overall	800m	600m	400m	200m										
Section Times	0:56.84 [4] (0:13.39)	0:43.45 [5] (0:10.14)	0:33.31 [7] (0:10.54)	0:22.77 [7] (0:11.00)	0:11.77 [6] (0:11.77)										
Average Speed [km/h]	53.9	66.2	65.5	65.8	61.1										
Top Speed [km/h]	65.2	65.5	65.9	65.2	63.4										
Avg. Dist. to Rail [m]	10.9	2.4	1.9	4.4	5.9										
Avg. Stride Freq. [Hz]	2.5	2.6	2.6	2.6	2.5										
Avg. Stride Length [m]	5.9	7.5	7.3	7.0	6.8										



- [] Ranking at each section and finish
- .-.- No data available at this section
- NA No data available



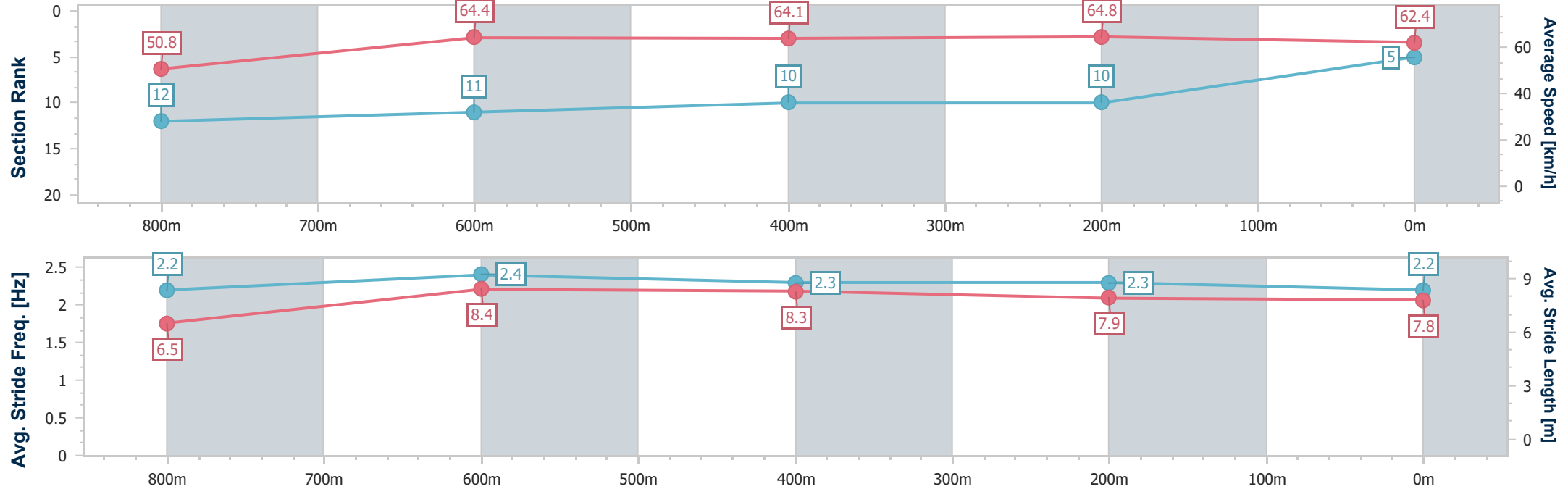
Horse/Jockey Name	Bubbles'n'froth
Final Rank	5
Fastest Section Time (Section)	0:09.97 (800m)
Top Speed [km/h] (Section)	65.2 (200m)
Race State	Finished



TownsvilleProfessional
Race 9: LADBROKES FORM GENIUS BENCHMARK 55
Handicap - 1000m
16 January 2026 - 16:07
Track Rating: Soft 6, Weather: Overcast, Rail Position: +4.5m
1000m-W/Post; +2m Remainder



Section	Overall	800m	600m	400m	200m								
Section Times	0:56.84 [5] (0:14.18)	0:42.66 [12] (0:09.97)	0:32.69 [11] (0:10.36)	0:22.33 [10] (0:10.79)	0:11.54 [10] (0:11.54)								
Average Speed [km/h]	50.8	64.4	64.1	64.8	62.4								
Top Speed [km/h]	65.2	64.8	65.2	64.8	65.2								
Avg. Dist. to Rail [m]	4.5	1.0	0.4	3.7	5.0								
Avg. Stride Freq. [Hz]	2.2	2.4	2.3	2.3	2.2								
Avg. Stride Length [m]	6.5	8.4	8.3	7.9	7.8								





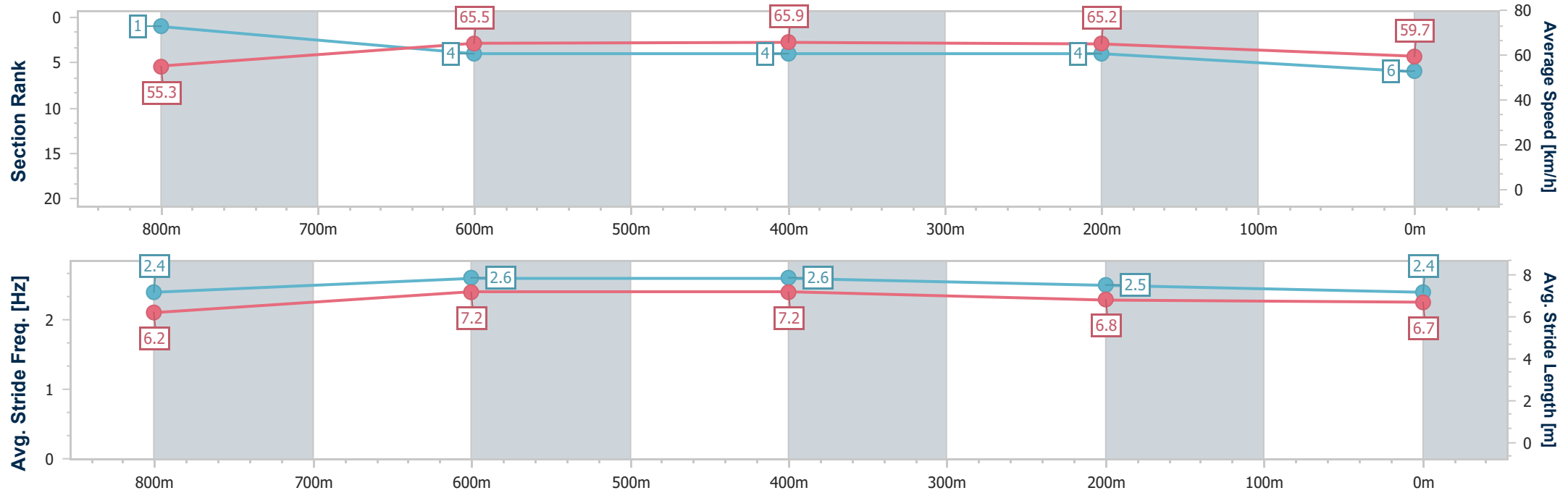
Horse/Jockey Name	Power Puff
Final Rank	6
Fastest Section Time (Section)	0:10.21 (800m)
Top Speed [km/h] (Section)	66.2 (600m)
Race State	Finished



TownsvilleProfessional
Race 9: LADBROKES FORM GENIUS BENCHMARK 55
Handicap - 1000m
16 January 2026 - 16:07
Track Rating: Soft 6, Weather: Overcast, Rail Position: +4.5m
1000m-W/Post; +2m Remainder



Section	Overall	800m	600m	400m	200m								
Section Times	0:56.92 [6] (0:13.04)	0:43.88 [1] (0:10.21)	0:33.67 [4] (0:10.47)	0:23.20 [4] (0:11.12)	0:12.08 [4] (0:12.08)								
Average Speed [km/h]	55.3	65.5	65.9	65.2	59.7								
Top Speed [km/h]	64.8	65.2	66.2	66.2	62.1								
Avg. Dist. to Rail [m]	9.2	3.7	2.8	3.7	3.9								
Avg. Stride Freq. [Hz]	2.4	2.6	2.6	2.5	2.4								
Avg. Stride Length [m]	6.2	7.2	7.2	6.8	6.7								





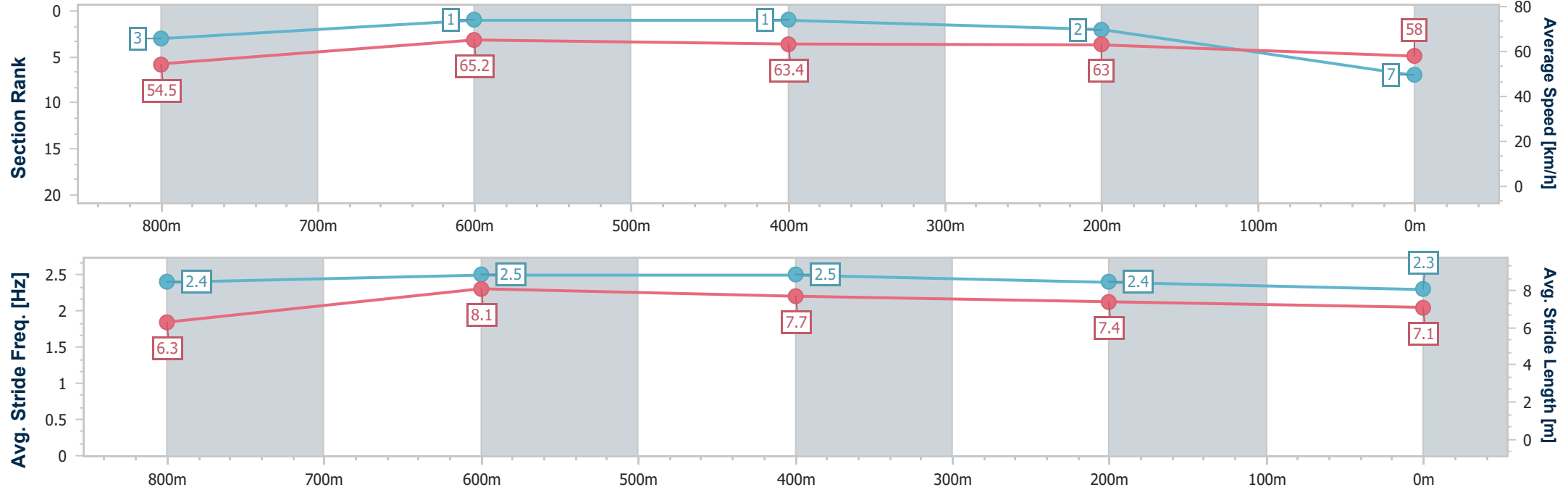
Horse/Jockey Name	Coppabella Road
Final Rank	7
Fastest Section Time (Section)	0:09.81 (800m)
Top Speed [km/h] (Section)	67.0 (600m)
Race State	Finished



TownsvilleProfessional
Race 9: LADBROKES FORM GENIUS BENCHMARK 55
Handicap - 1000m
16 January 2026 - 16:07
Track Rating: Soft 6, Weather: Overcast, Rail Position: +4.5m
1000m-W/Post; +2m Remainder



Section	Overall	800m	600m	400m	200m										
Section Times	0:57.03 [7] (0:13.23)	0:43.80 [3] (0:09.81)	0:33.99 [1] (0:10.46)	0:23.53 [1] (0:11.13)	0:12.40 [2] (0:12.40)										
Average Speed [km/h]	54.5	65.2	63.4	63.0	58.0										
Top Speed [km/h]	66.6	66.2	67.0	65.5	61.3										
Avg. Dist. to Rail [m]	1.6	3.3	1.0	2.3	1.2										
Avg. Stride Freq. [Hz]	2.4	2.5	2.5	2.4	2.3										
Avg. Stride Length [m]	6.3	8.1	7.7	7.4	7.1										



[] Ranking at each section and finish
-.-.- No data available at this section
NA No data available



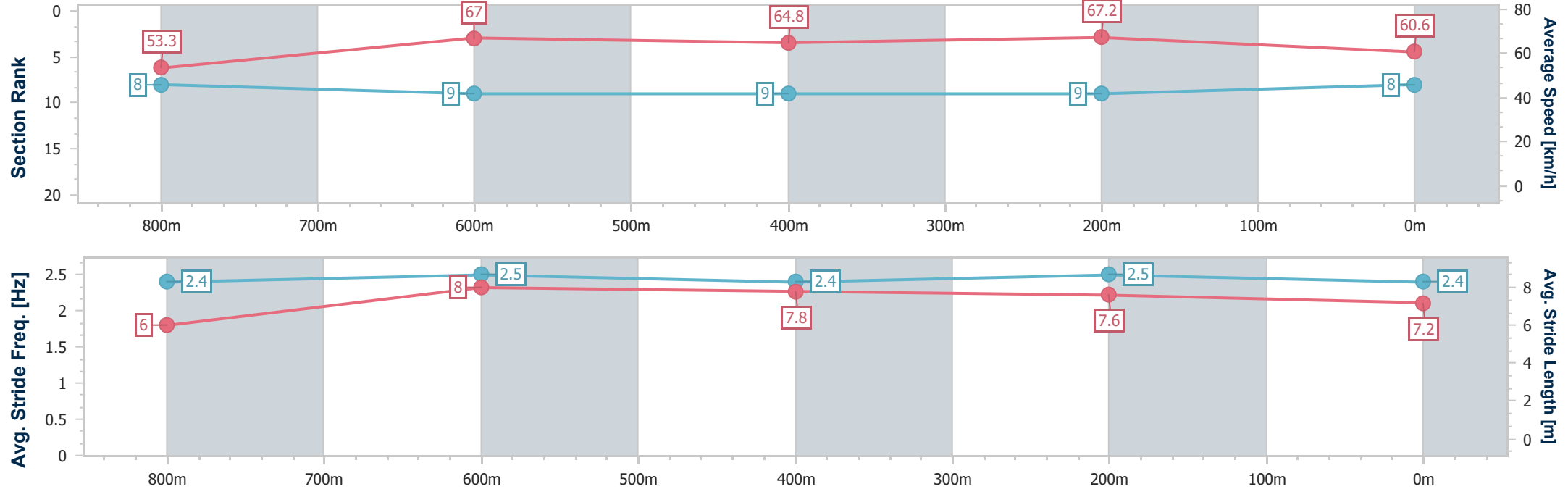
Horse/Jockey Name	Substance
Final Rank	8
Fastest Section Time (Section)	0:10.26 (800m)
Top Speed [km/h] (Section)	67.7 (Overall)
Race State	Finished



TownsvilleProfessional
Race 9: LADBROKES FORM GENIUS BENCHMARK 55
Handicap - 1000m
16 January 2026 - 16:07
Track Rating: Soft 6, Weather: Overcast, Rail Position: +4.5m
1000m-W/Post; +2m Remainder



Section	Overall	800m	600m	400m	200m										
Section Times	0:57.15 [8] (0:13.54)	0:43.61 [8] (0:10.26)	0:33.35 [9] (0:10.66)	0:22.69 [9] (0:10.81)	0:11.88 [9] (0:11.88)										
Average Speed [km/h]	53.3	67.0	64.8	67.2	60.6										
Top Speed [km/h]	67.7	67.7	67.0	64.8	64.5										
Avg. Dist. to Rail [m]	8.4	1.8	2.8	6.2	7.6										
Avg. Stride Freq. [Hz]	2.4	2.5	2.4	2.5	2.4										
Avg. Stride Length [m]	6.0	8.0	7.8	7.6	7.2										





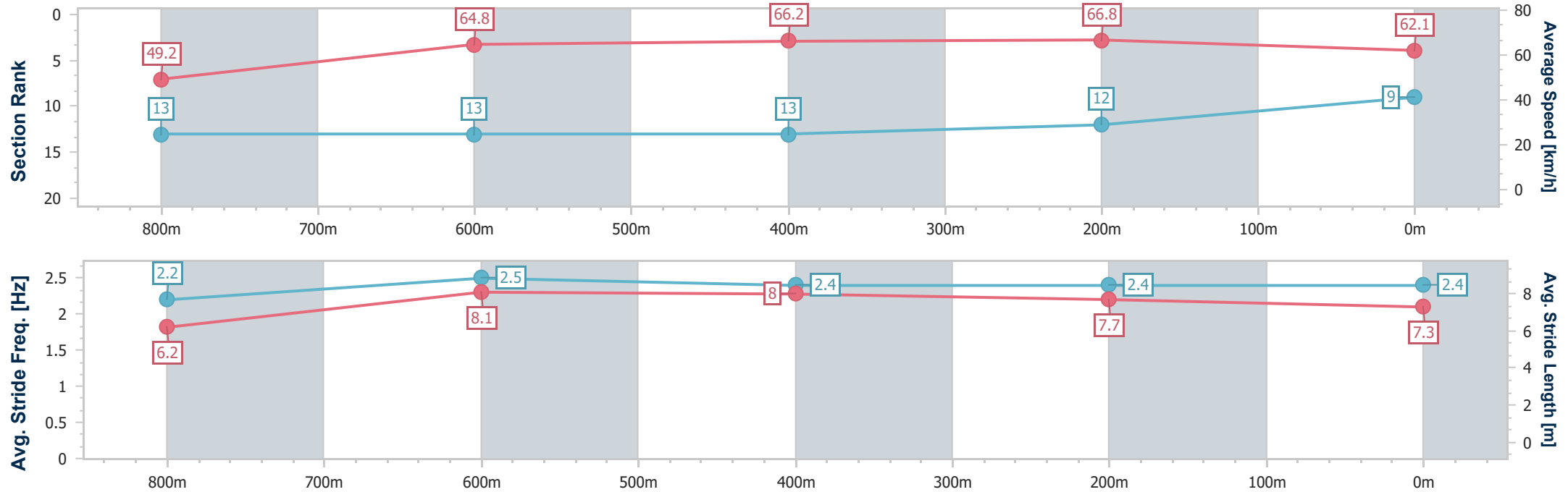
Horse/Jockey Name	Rare And Reliable
Final Rank	9
Fastest Section Time (Section)	0:09.93 (800m)
Top Speed [km/h] (Section)	67.0 (Overall)
Race State	Finished



TownsvilleProfessional
Race 9: LADBROKES FORM GENIUS BENCHMARK 55
Handicap - 1000m
16 January 2026 - 16:07
Track Rating: Soft 6, Weather: Overcast, Rail Position: +4.5m
1000m-W/Post; +2m Remainder



Section	Overall	800m	600m	400m	200m										
Section Times	0:57.21 [9] (0:14.62)	0:42.59 [13] (0:09.93)	0:32.66 [13] (0:10.31)	0:22.35 [13] (0:10.79)	0:11.56 [12] (0:11.56)										
Average Speed [km/h]	49.2	64.8	66.2	66.8	62.1										
Top Speed [km/h]	67.0	65.9	64.8	65.2	65.2										
Avg. Dist. to Rail [m]	1.3	1.7	0.7	1.6	1.9										
Avg. Stride Freq. [Hz]	2.2	2.5	2.4	2.4	2.4										
Avg. Stride Length [m]	6.2	8.1	8.0	7.7	7.3										





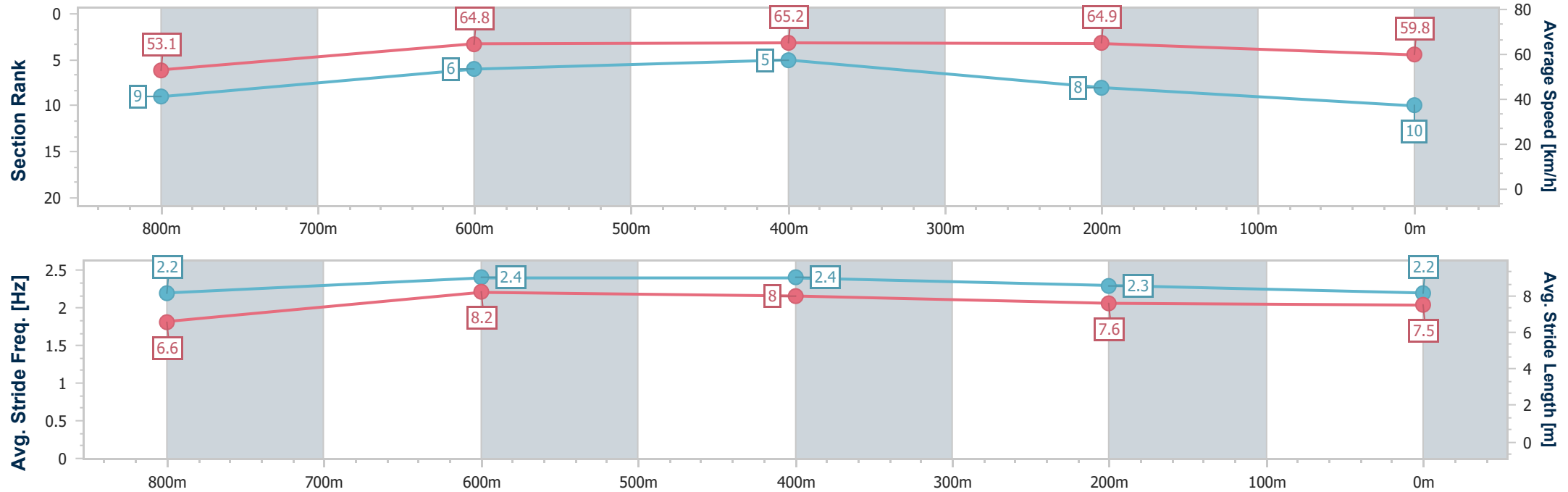
Horse/Jockey Name	Mr Damage
Final Rank	10
Fastest Section Time (Section)	0:09.95 (800m)
Top Speed [km/h] (Section)	67.0 (400m)
Race State	Finished



TownsvilleProfessional
Race 9: LADBROKES FORM GENIUS BENCHMARK 55
Handicap - 1000m
16 January 2026 - 16:07
Track Rating: Soft 6, Weather: Overcast, Rail Position: +4.5m
1000m-W/Post; +2m Remainder



Section	Overall	800m	600m	400m	200m										
Section Times	0:57.23 [10] (0:13.57)	0:43.66 [9] (0:09.95)	0:33.71 [6] (0:10.49)	0:23.22 [5] (0:11.19)	0:12.03 [8] (0:12.03)										
Average Speed [km/h]	53.1	64.8	65.2	64.9	59.8										
Top Speed [km/h]	65.9	66.2	65.5	67.0	63.8										
Avg. Dist. to Rail [m]	5.2	1.7	1.1	4.1	4.0										
Avg. Stride Freq. [Hz]	2.2	2.4	2.4	2.3	2.2										
Avg. Stride Length [m]	6.6	8.2	8.0	7.6	7.5										



- [] Ranking at each section and finish
- .-.- No data available at this section
- NA No data available



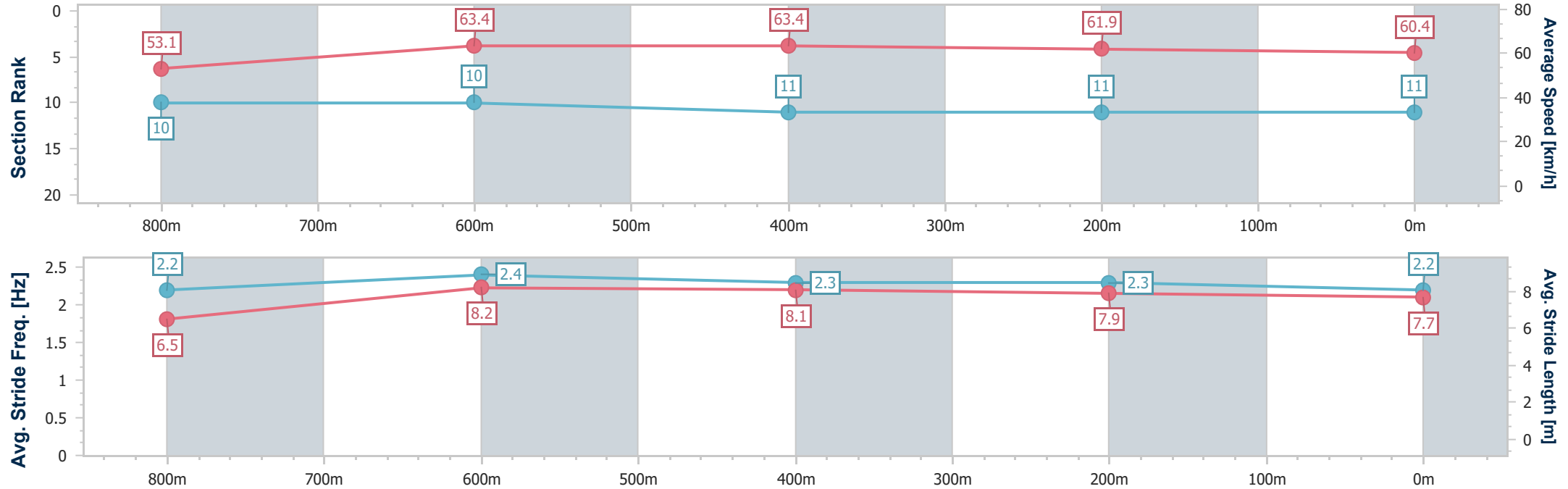
Horse/Jockey Name	Kahaylaan
Final Rank	11
Fastest Section Time (Section)	0:10.26 (800m)
Top Speed [km/h] (Section)	67.3 (Overall)
Race State	Finished



TownsvilleProfessional
Race 9: LADBROKES FORM GENIUS BENCHMARK 55
Handicap - 1000m
16 January 2026 - 16:07
Track Rating: Soft 6, Weather: Overcast, Rail Position: +4.5m
1000m-W/Post; +2m Remainder



Section	Overall	800m	600m	400m	200m									
Section Times	0:57.26 [11] (0:13.57)	0:43.69 [10] (0:10.26)	0:33.43 [10] (0:10.71)	0:22.72 [11] (0:10.78)	0:11.94 [11] (0:11.94)									
Average Speed [km/h]	53.1	63.4	63.4	61.9	60.4									
Top Speed [km/h]	67.3	64.8	67.0	64.8	63.6									
Avg. Dist. to Rail [m]	5.0	0.7	0.6	1.4	2.8									
Avg. Stride Freq. [Hz]	2.2	2.4	2.3	2.3	2.2									
Avg. Stride Length [m]	6.5	8.2	8.1	7.9	7.7									





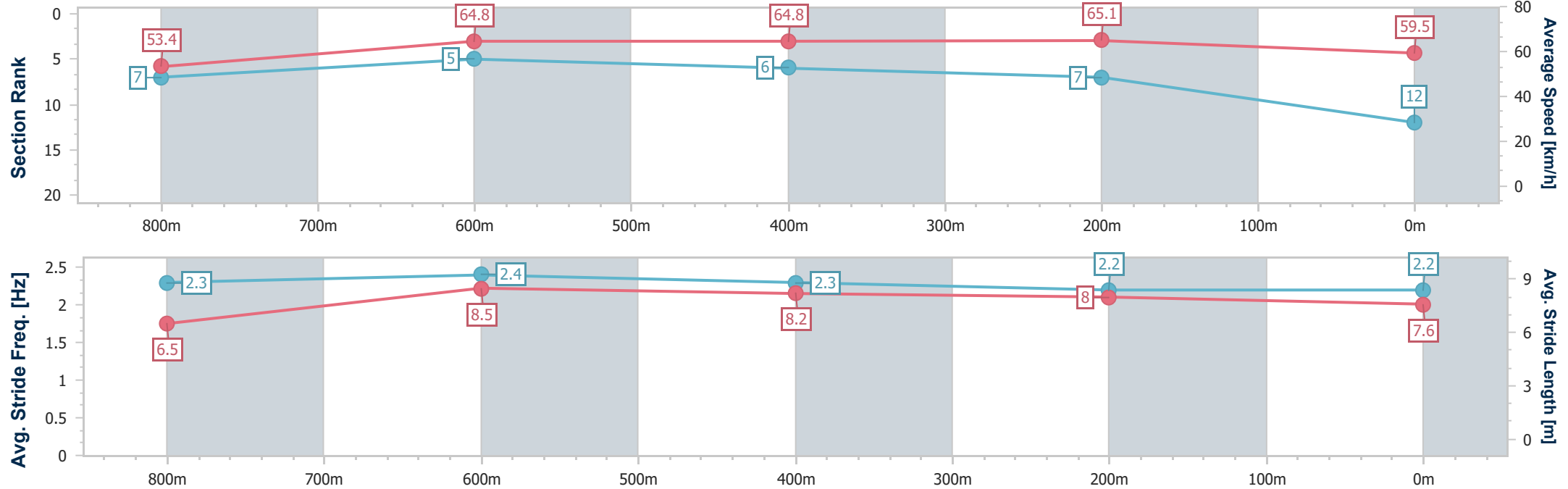
Horse/Jockey Name	Pontius
Final Rank	12
Fastest Section Time (Section)	0:09.98 (800m)
Top Speed [km/h] (Section)	65.5 (Overall)
Race State	Finished



TownsvilleProfessional
Race 9: LADBROKES FORM GENIUS BENCHMARK 55
Handicap - 1000m
16 January 2026 - 16:07
Track Rating: Soft 6, Weather: Overcast, Rail Position: +4.5m
1000m-W/Post; +2m Remainder



Section	Overall	800m	600m	400m	200m									
Section Times	0:57.30 [12] (0:13.48)	0:43.82 [7] (0:09.98)	0:33.84 [5] (0:10.60)	0:23.24 [6] (0:11.11)	0:12.13 [7] (0:12.13)									
Average Speed [km/h]	53.4	64.8	64.8	65.1	59.5									
Top Speed [km/h]	65.5	65.2	64.4	65.2	64.0									
Avg. Dist. to Rail [m]	1.7	0.5	2.3	3.9	2.9									
Avg. Stride Freq. [Hz]	2.3	2.4	2.3	2.2	2.2									
Avg. Stride Length [m]	6.5	8.5	8.2	8.0	7.6									





Horse/Jockey Name	Savvy Thinker
Final Rank	13
Fastest Section Time (Section)	0:10.19 (800m)
Top Speed [km/h] (Section)	70.5 (Overall)
Race State	Finished



TownsvilleProfessional
Race 9: LADBROKES FORM GENIUS BENCHMARK 55
Handicap - 1000m
16 January 2026 - 16:07
Track Rating: Soft 6, Weather: Overcast, Rail Position: +4.5m
1000m-W/Post; +2m Remainder



Section	Overall	800m	600m	400m	200m										
Section Times	0:57.69 [13] (0:14.04)	0:43.65 [11] (0:10.19)	0:33.46 [12] (0:10.54)	0:22.92 [12] (0:11.12)	0:11.80 [13] (0:11.80)										
Average Speed [km/h]	51.3	65.2	64.8	65.1	61.1										
Top Speed [km/h]	70.5	65.2	64.8	65.2	64.1										
Avg. Dist. to Rail [m]	5.7	1.5	1.1	4.5	7.5										
Avg. Stride Freq. [Hz]	2.2	2.4	2.4	2.3	2.3										
Avg. Stride Length [m]	6.5	8.2	8.0	7.8	7.5										

