

# Aquis Park Gold Coast Professional

## Race 1: MAGIC MILLIONS MAIDEN PLATE - 1100m

17 January 2026 - 12:32

Track Rating: Soft 5, Weather: Overcast, Rail Position: +2m Entire

Section						Overall	1000m	800m	600m	400m	200m	Last 600m		
Field Times						1:03.05 (0:07.94)	0:55.11 (0:10.95)	0:44.16 (0:10.88)	0:33.28 (0:11.00)	0:22.28 (0:10.82)	0:11.46 (0:11.46)	0:33.28		
Rank	TAB	Horse/Jockey	Barrier	Top Speed [km/h]	Fastest Section							Margin	Distance Travelled [m]	
1	6	MELANITE	9	67.9	0:07.94	1:03.05 [1]	0:55.11 [2]	0:44.16 [1]	0:33.28 [1]	0:22.28 [1]	0:11.46 [1]	1:03.05	0:33.28	
		Ethan Brown		1000m	Overall	(0:07.94)	(0:10.95)	(0:10.88)	(0:11.00)	(0:10.82)	(0:11.46)			
2	4	SPLASH OF STEEL	14	69.1	0:08.69	1:03.18 [2]	0:54.49 [14]	0:43.38 [13]	0:32.54 [14]	0:21.69 [13]	0:11.11 [5]	0.81L	0:32.54	+4
		Tyler Schiller		400m	Overall	(0:08.69)	(0:11.11)	(0:10.84)	(0:10.85)	(0:10.58)	(0:11.11)			
3	5	ZOUFAME	11	68.8	0:08.58	1:03.19 [3]	0:54.61 [13]	0:43.55 [12]	0:32.67 [12]	0:21.76 [11]	0:11.08 [6]	0.84L	0:32.67	-2
		Jason Collett		400m	Overall	(0:08.58)	(0:11.06)	(0:10.88)	(0:10.91)	(0:10.68)	(0:11.08)			
4	11	COOL MOON	1	67.2	0:08.11	1:03.24 [4]	0:55.13 [6]	0:44.13 [5]	0:33.25 [4]	0:22.23 [4]	0:11.30 [4]	1.15L	0:33.25	-1
		Kyle Wilson-Taylor		800m	Overall	(0:08.11)	(0:11.00)	(0:10.88)	(0:11.02)	(0:10.93)	(0:11.30)			
5	7	QUICKZOU	8	66.9	0:07.94	1:03.49 [5]	0:55.55 [1]	0:44.57 [2]	0:33.68 [2]	0:22.68 [2]	0:11.64 [2]	2.61L	0:33.68	-3
		Ryan Maloney		800m	Overall	(0:07.94)	(0:10.98)	(0:10.89)	(0:11.00)	(0:11.04)	(0:11.64)			
6	14	ALABAMA CHARM	4	67.4	0:08.38	1:03.51 [6]	0:55.13 [10]	0:44.20 [7]	0:33.28 [7]	0:22.28 [8]	0:11.33 [9]	2.74L	0:33.28	+0
		Daniel Moor		800m	Overall	(0:08.38)	(0:10.93)	(0:10.92)	(0:11.00)	(0:10.95)	(0:11.33)			
7	2	BUCKEYE	3	67.5	0:08.17	1:03.64 [7]	0:55.47 [7]	0:44.29 [8]	0:33.36 [9]	0:22.43 [7]	0:11.53 [7]	3.51L	0:33.36	+3
		Zac Lloyd		600m	Overall	(0:08.17)	(0:11.18)	(0:10.93)	(0:10.93)	(0:10.90)	(0:11.53)			
8	9	MISTY VEIL	5	68.6	0:08.07	1:03.73 [8]	0:55.66 [3]	0:44.63 [4]	0:33.70 [5]	0:22.66 [5]	0:11.81 [3]	4.01L	0:33.70	+9
		Jamie Melham		400m	Overall	(0:08.07)	(0:11.03)	(0:10.93)	(0:11.04)	(0:10.85)	(0:11.81)			
9	10	SCRUMPTIOUS	7	67.8	0:08.41	1:04.00 [9]	0:55.59 [11]	0:44.43 [11]	0:33.55 [11]	0:22.61 [10]	0:11.64 [11]	5.61L	0:33.55	+2
		Tim Clark		800m	Overall	(0:08.41)	(0:11.16)	(0:10.88)	(0:10.94)	(0:10.97)	(0:11.64)			
10	13	BOTTLES OF SHELLS	10	68.8	0:08.09	1:04.02 [10]	0:55.93 [4]	0:45.07 [3]	0:34.09 [3]	0:23.04 [3]	0:11.87 [8]	5.76L	0:34.09	+4
		Rachel King		1000m	Overall	(0:08.09)	(0:10.86)	(0:10.98)	(0:11.05)	(0:11.17)	(0:11.87)			

Scratched: Toro Chase (#3), Linwar (#16), Snitzstream (#17), Nite Chill (#18), Avon Calling (#19)



**Aquis Park Gold Coast Professional**  
**Race 1: MAGIC MILLIONS MAIDEN PLATE - 1100m**  
**17 January 2026 - 12:32**



Track Rating: Soft 5, Weather: Overcast, Rail Position: +2m Entire

Section							Overall	1000m	800m	600m	400m	200m	Last 600m	
Field Times							1:03.05 (0:07.94)	0:55.11 (0:10.95)	0:44.16 (0:10.88)	0:33.28 (0:11.00)	0:22.28 (0:10.82)	0:11.46 (0:11.46)	0:33.28	
Rank	TAB	Horse/Jockey	Barrier	Top Speed [km/h]	Fastest Section						Margin		Distance Travelled [m]	
11	15	CIPHERTEXT	2	67.3	0:08.09	1:04.30 [11]	0:56.21 [5]	0:45.15 [6]	0:34.26 [6]	0:23.21 [6]	0:12.06 [10]	7.37L	0:34.26	-1
		Cejay Graham		800m	Overall	(0:08.09)	(0:11.06)	(0:10.89)	(0:11.05)	(0:11.15)	(0:12.06)			
12	8	ROYAL AIR FORCE	12	68.5	0:08.34	1:04.33 [12]	0:55.99 [9]	0:44.84 [10]	0:33.92 [10]	0:22.85 [12]	0:11.83 [12]	7.53L	0:33.92	+9
		James McDonald		600m	Overall	(0:08.34)	(0:11.15)	(0:10.92)	(0:11.07)	(0:11.02)	(0:11.83)			
13	12	MASHEAN	6	68.2	0:08.27	1:05.12 [13]	0:56.85 [8]	0:45.74 [9]	0:34.85 [8]	0:23.79 [9]	0:12.58 [13]	12.21L	0:34.85	+7
		Ben Thompson		800m	Overall	(0:08.27)	(0:11.11)	(0:10.89)	(0:11.06)	(0:11.21)	(0:12.58)			
14	1	MISHANI HERCULES	13	68.4	0:08.49	1:05.39 [14]	0:56.90 [12]	0:45.57 [14]	0:34.79 [13]	0:23.56 [14]	0:12.16 [14]	13.76L	0:34.79	+4
		Les Tilley		800m	Overall	(0:08.49)	(0:11.33)	0:10.78	(0:11.23)	(0:11.40)	(0:12.16)			

Scratched: Toro Chase (#3), Linwar (#16), Snitzstream (#17), Nite Chill (#18), Avon Calling (#19)



Horse/Jockey Name	Melanite
Final Rank	1
Fastest Section Time (Section)	0:07.94 (Overall)
Top Speed [km/h] (Section)	67.9 (1000m)
Race State	Finished



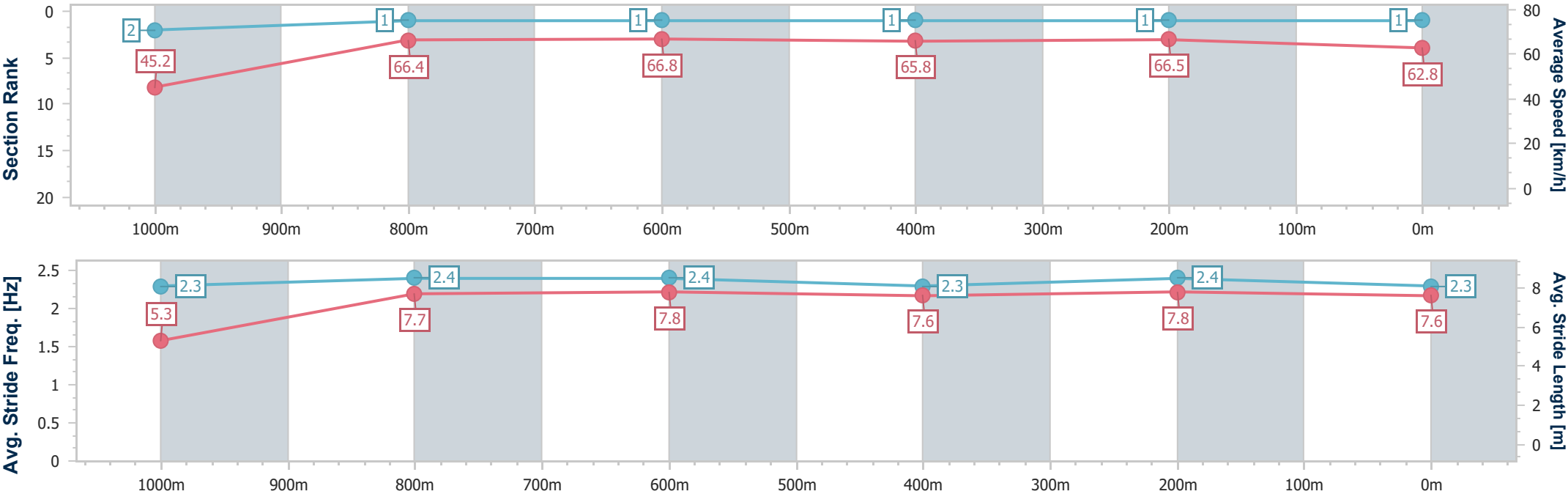
Aquis Park Gold CoastProfessional  
Race 1: MAGIC MILLIONS MAIDEN PLATE - 1100m



17 January 2026 - 12:32

Track Rating: Soft 5, Weather: Overcast, Rail Position: +2m Entire

Section	Overall	1000m	800m	600m	400m	200m								
Section Times	1:03.05 [1] (0:07.94)	0:55.11 [2] (0:10.95)	0:44.16 [1] (0:10.88)	0:33.28 [1] (0:11.00)	0:22.28 [1] (0:10.82)	0:11.46 [1] (0:11.46)								
Average Speed [km/h]	45.2	66.4	66.8	65.8	66.5	62.8								
Top Speed [km/h]	64.2	67.9	67.5	66.4	67.7	65.6								
Avg. Dist. to Rail [m]	9.4	2.8	1.8	1.1	1.2	1.1								
Avg. Stride Freq. [Hz]	2.3	2.4	2.4	2.3	2.4	2.3								
Avg. Stride Length [m]	5.3	7.7	7.8	7.6	7.8	7.6								





Horse/Jockey Name	Splash Of Steel
Final Rank	2
Fastest Section Time (Section)	0:08.69 (Overall)
Top Speed [km/h] (Section)	69.1 (400m)
Race State	Finished



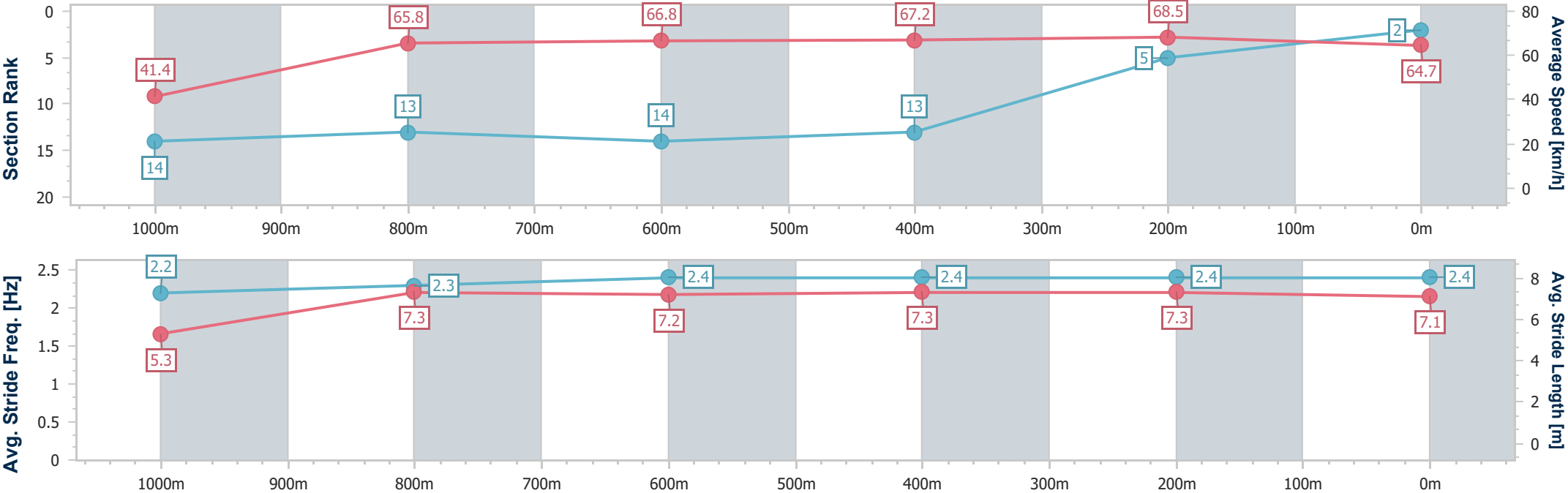
Aquis Park Gold CoastProfessional  
Race 1: MAGIC MILLIONS MAIDEN PLATE - 1100m



17 January 2026 - 12:32

Track Rating: Soft 5, Weather: Overcast, Rail Position: +2m Entire

Section	Overall	1000m	800m	600m	400m	200m								
Section Times	1:03.18 [2] (0:08.69)	0:54.49 [14] (0:11.11)	0:43.38 [13] (0:10.84)	0:32.54 [14] (0:10.85)	0:21.69 [13] (0:10.58)	0:11.11 [5] (0:11.11)								
Average Speed [km/h]	41.4	65.8	66.8	67.2	68.5	64.7								
Top Speed [km/h]	60.9	67.6	68.0	68.0	69.1	66.3								
Avg. Dist. to Rail [m]	14.2	3.7	1.3	2.3	4.1	6.3								
Avg. Stride Freq. [Hz]	2.2	2.3	2.4	2.4	2.4	2.4								
Avg. Stride Length [m]	5.3	7.3	7.2	7.3	7.3	7.1								





Horse/Jockey Name	Zoufame
Final Rank	3
Fastest Section Time (Section)	0:08.58 (Overall)
Top Speed [km/h] (Section)	68.8 (400m)
Race State	Finished



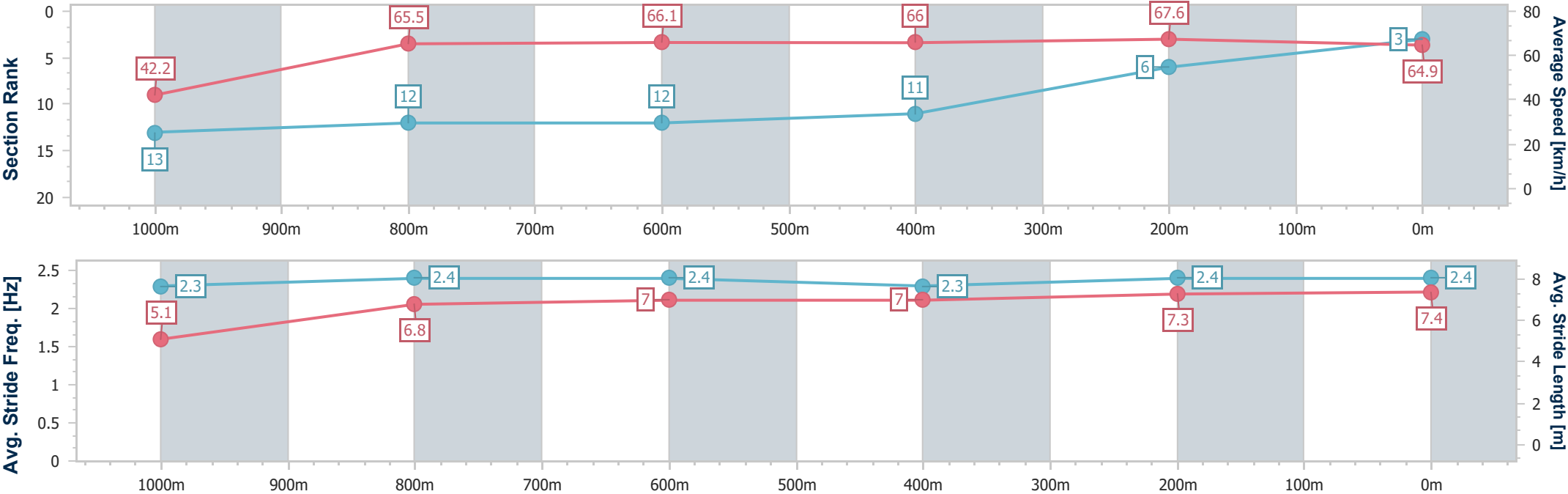
Aquis Park Gold CoastProfessional  
Race 1: MAGIC MILLIONS MAIDEN PLATE - 1100m



17 January 2026 - 12:32

Track Rating: Soft 5, Weather: Overcast, Rail Position: +2m Entire

Section	Overall	1000m	800m	600m	400m	200m								
Section Times	1:03.19 [3] (0:08.58)	0:54.61 [13] (0:11.06)	0:43.55 [12] (0:10.88)	0:32.67 [12] (0:10.91)	0:21.76 [11] (0:10.68)	0:11.08 [6] (0:11.08)								
Average Speed [km/h]	42.2	65.5	66.1	66.0	67.6	64.9								
Top Speed [km/h]	61.6	68.1	67.1	66.6	68.8	68.4								
Avg. Dist. to Rail [m]	11.0	2.2	0.5	1.1	3.0	3.8								
Avg. Stride Freq. [Hz]	2.3	2.4	2.4	2.3	2.4	2.4								
Avg. Stride Length [m]	5.1	6.8	7.0	7.0	7.3	7.4								





Horse/Jockey Name	Cool Moon
Final Rank	4
Fastest Section Time (Section)	0:08.11 (Overall)
Top Speed [km/h] (Section)	67.2 (800m)
Race State	Finished



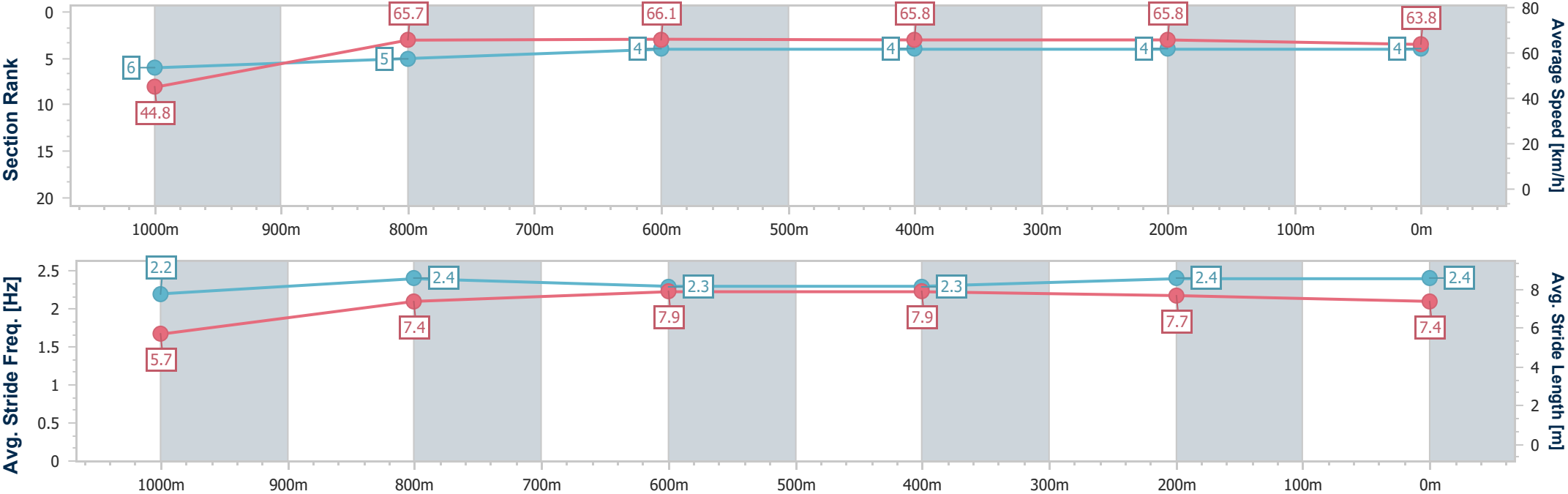
Aquis Park Gold CoastProfessional  
Race 1: MAGIC MILLIONS MAIDEN PLATE - 1100m



17 January 2026 - 12:32

Track Rating: Soft 5, Weather: Overcast, Rail Position: +2m Entire

Section	Overall	1000m	800m	600m	400m	200m							
Section Times	1:03.24 [4] (0:08.11)	0:55.13 [6] (0:11.00)	0:44.13 [5] (0:10.88)	0:33.25 [4] (0:11.02)	0:22.23 [4] (0:10.93)	0:11.30 [4] (0:11.30)							
Average Speed [km/h]	44.8	65.7	66.1	65.8	65.8	63.8							
Top Speed [km/h]	65.7	66.7	67.2	66.8	66.9	65.7							
Avg. Dist. to Rail [m]	2.3	1.2	0.7	0.8	2.8	3.5							
Avg. Stride Freq. [Hz]	2.2	2.4	2.3	2.3	2.4	2.4							
Avg. Stride Length [m]	5.7	7.4	7.9	7.9	7.7	7.4							





Horse/Jockey Name	Quickzou
Final Rank	5
Fastest Section Time (Section)	0:07.94 (Overall)
Top Speed [km/h] (Section)	66.9 (800m)
Race State	Finished



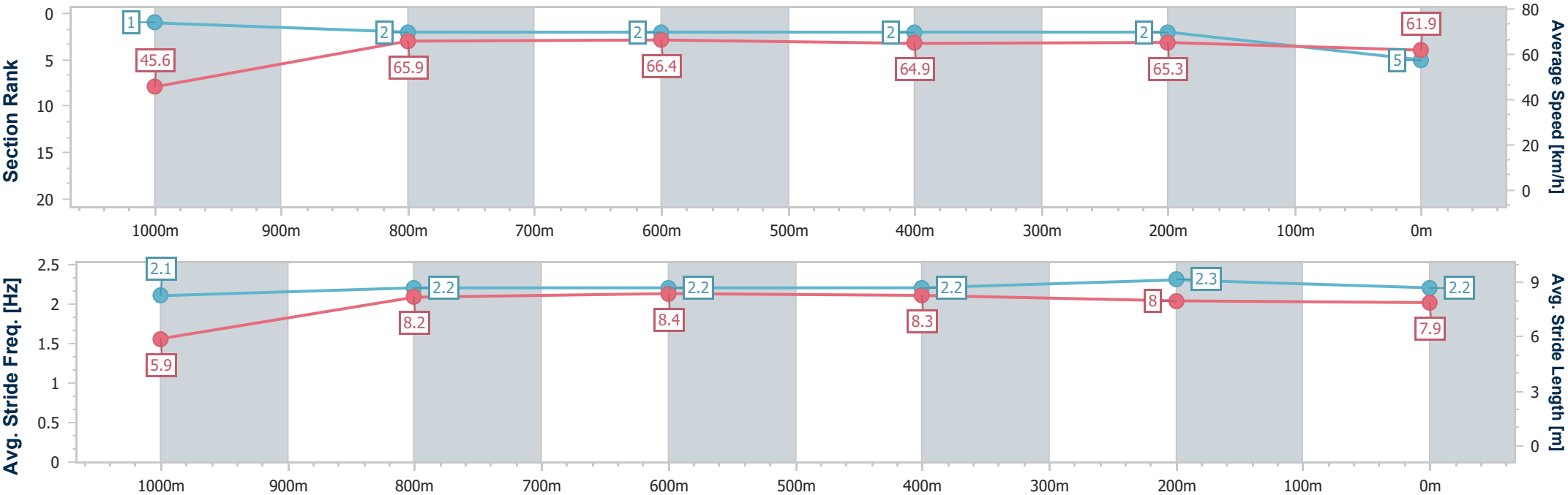
Aquis Park Gold CoastProfessional  
Race 1: MAGIC MILLIONS MAIDEN PLATE - 1100m



17 January 2026 - 12:32

Track Rating: Soft 5, Weather: Overcast, Rail Position: +2m Entire

Section	Overall	1000m	800m	600m	400m	200m							
Section Times	1:03.49 [5] (0:07.94)	0:55.55 [1] (0:10.98)	0:44.57 [2] (0:10.89)	0:33.68 [2] (0:11.00)	0:22.68 [2] (0:11.04)	0:11.64 [2] (0:11.64)							
Average Speed [km/h]	45.6	65.9	66.4	64.9	65.3	61.9							
Top Speed [km/h]	64.7	66.9	66.9	66.5	66.2	63.6							
Avg. Dist. to Rail [m]	8.6	1.9	0.8	0.7	0.3	0.7							
Avg. Stride Freq. [Hz]	2.1	2.2	2.2	2.2	2.3	2.2							
Avg. Stride Length [m]	5.9	8.2	8.4	8.3	8.0	7.9							





Horse/Jockey Name	Alabama Charm
Final Rank	6
Fastest Section Time (Section)	0:08.38 (Overall)
Top Speed [km/h] (Section)	67.4 (800m)
Race State	Finished



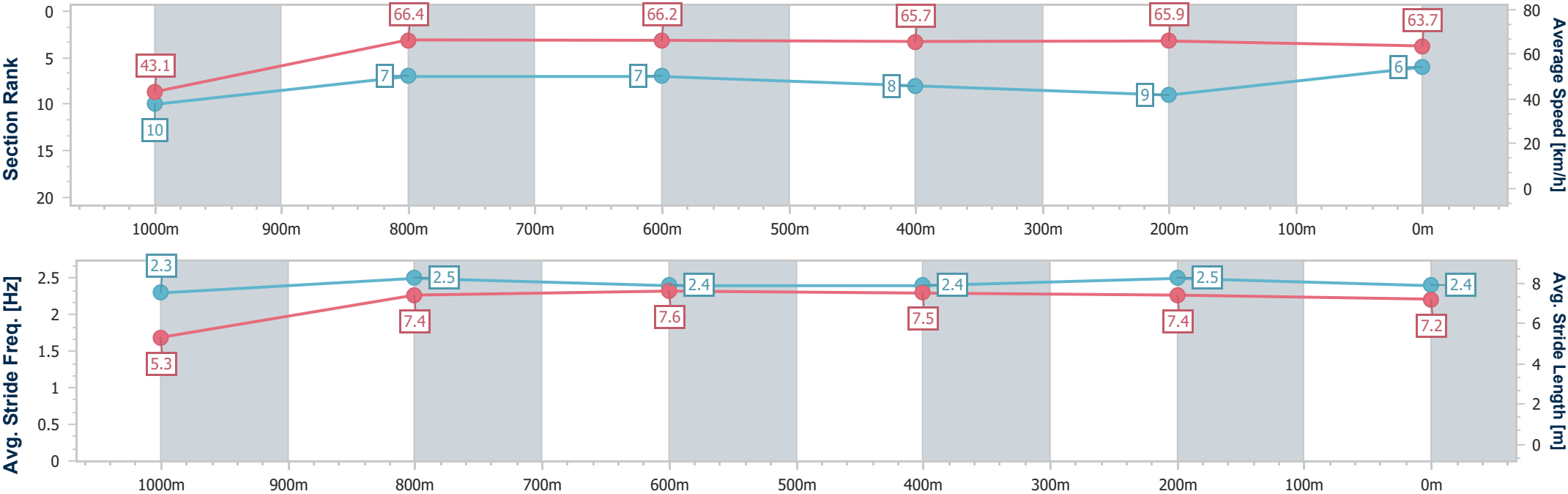
Aquis Park Gold CoastProfessional  
Race 1: MAGIC MILLIONS MAIDEN PLATE - 1100m



17 January 2026 - 12:32

Track Rating: Soft 5, Weather: Overcast, Rail Position: +2m Entire

Section	Overall	1000m	800m	600m	400m	200m							
Section Times	1:03.51 [6] (0:08.38)	0:55.13 [10] (0:10.93)	0:44.20 [7] (0:10.92)	0:33.28 [7] (0:11.00)	0:22.28 [8] (0:10.95)	0:11.33 [9] (0:11.33)							
Average Speed [km/h]	43.1	66.4	66.2	65.7	65.9	63.7							
Top Speed [km/h]	65.5	67.3	67.4	67.0	66.6	65.5							
Avg. Dist. to Rail [m]	4.8	1.5	1.3	1.0	0.8	2.1							
Avg. Stride Freq. [Hz]	2.3	2.5	2.4	2.4	2.5	2.4							
Avg. Stride Length [m]	5.3	7.4	7.6	7.5	7.4	7.2							





Horse/Jockey Name	Buckeye
Final Rank	7
Fastest Section Time (Section)	0:08.17 (Overall)
Top Speed [km/h] (Section)	67.5 (600m)
Race State	Finished



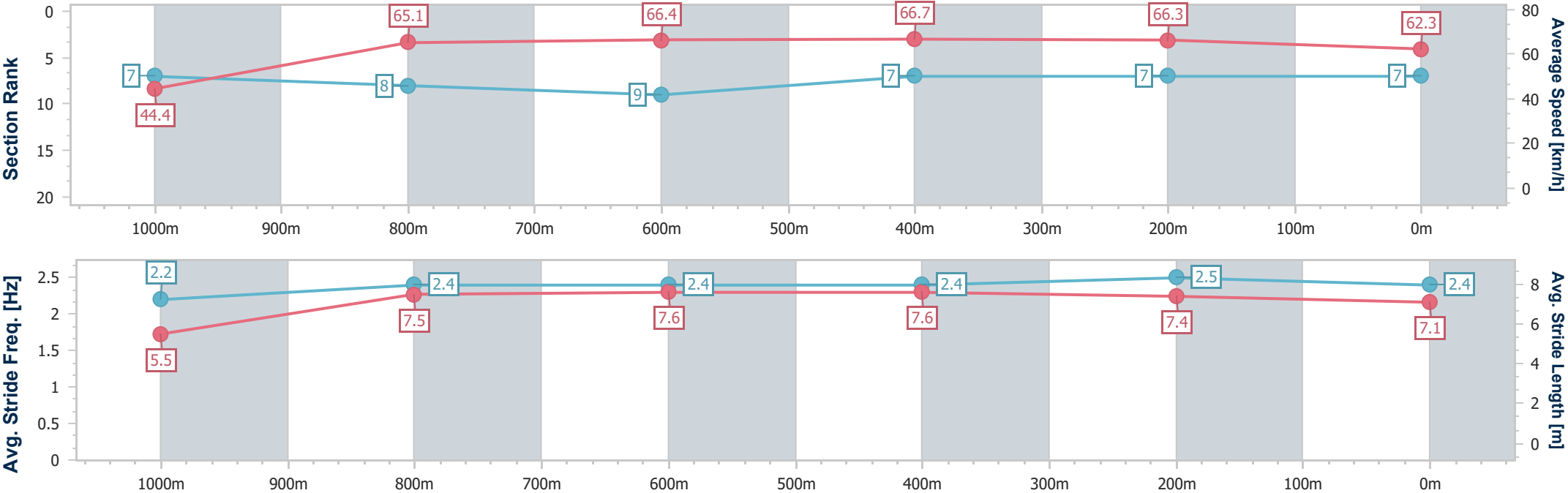
Aquis Park Gold CoastProfessional  
Race 1: MAGIC MILLIONS MAIDEN PLATE - 1100m



17 January 2026 - 12:32

Track Rating: Soft 5, Weather: Overcast, Rail Position: +2m Entire

Section	Overall	1000m	800m	600m	400m	200m							
Section Times	1:03.64 [7] (0:08.17)	0:55.47 [7] (0:11.18)	0:44.29 [8] (0:10.93)	0:33.36 [9] (0:10.93)	0:22.43 [7] (0:10.90)	0:11.53 [7] (0:11.53)							
Average Speed [km/h]	44.4	65.1	66.4	66.7	66.3	62.3							
Top Speed [km/h]	63.3	67.1	67.4	67.5	67.5	64.2							
Avg. Dist. to Rail [m]	4.9	2.8	2.6	1.6	4.9	7.8							
Avg. Stride Freq. [Hz]	2.2	2.4	2.4	2.4	2.5	2.4							
Avg. Stride Length [m]	5.5	7.5	7.6	7.6	7.4	7.1							





Horse/Jockey Name	Misty Veil
Final Rank	8
Fastest Section Time (Section)	0:08.07 (Overall)
Top Speed [km/h] (Section)	68.6 (400m)
Race State	Finished



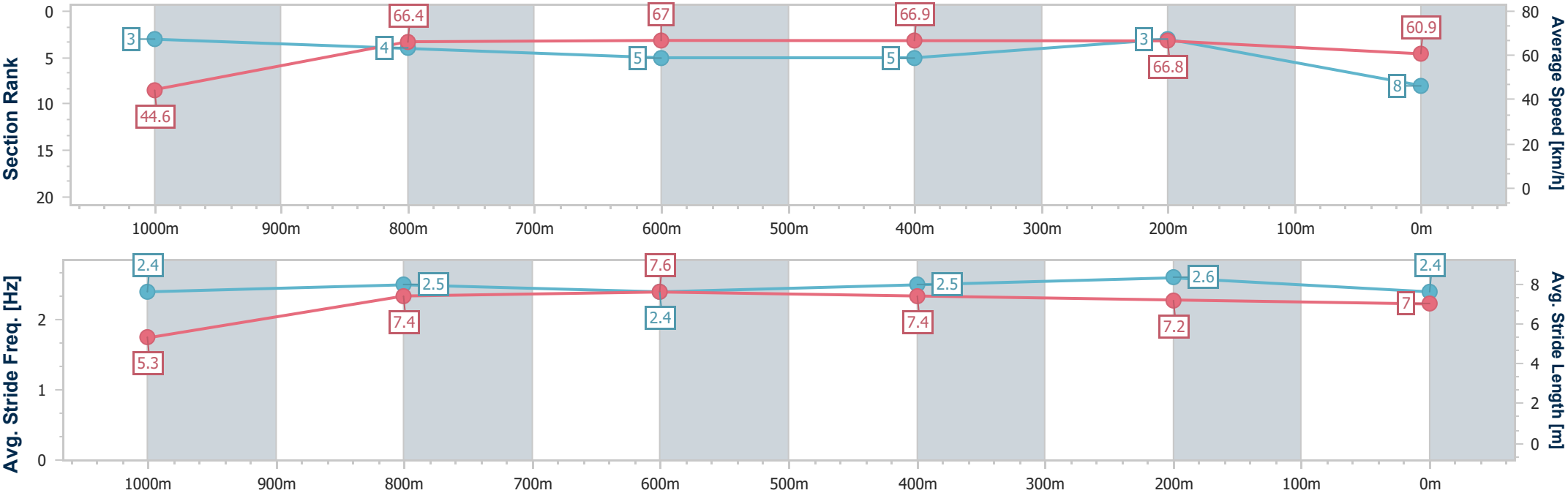
Aquis Park Gold CoastProfessional  
Race 1: MAGIC MILLIONS MAIDEN PLATE - 1100m



17 January 2026 - 12:32

Track Rating: Soft 5, Weather: Overcast, Rail Position: +2m Entire

Section	Overall	1000m	800m	600m	400m	200m							
Section Times	1:03.73 [8] (0:08.07)	0:55.66 [3] (0:11.03)	0:44.63 [4] (0:10.93)	0:33.70 [5] (0:11.04)	0:22.66 [5] (0:10.85)	0:11.81 [3] (0:11.81)							
Average Speed [km/h]	44.6	66.4	67.0	66.9	66.8	60.9							
Top Speed [km/h]	63.0	67.4	67.7	67.9	68.6	64.2							
Avg. Dist. to Rail [m]	6.9	3.9	4.4	4.4	6.5	5.3							
Avg. Stride Freq. [Hz]	2.4	2.5	2.4	2.5	2.6	2.4							
Avg. Stride Length [m]	5.3	7.4	7.6	7.4	7.2	7.0							





Horse/Jockey Name	Scrumptious
Final Rank	9
Fastest Section Time (Section)	0:08.41 (Overall)
Top Speed [km/h] (Section)	67.8 (800m)
Race State	Finished



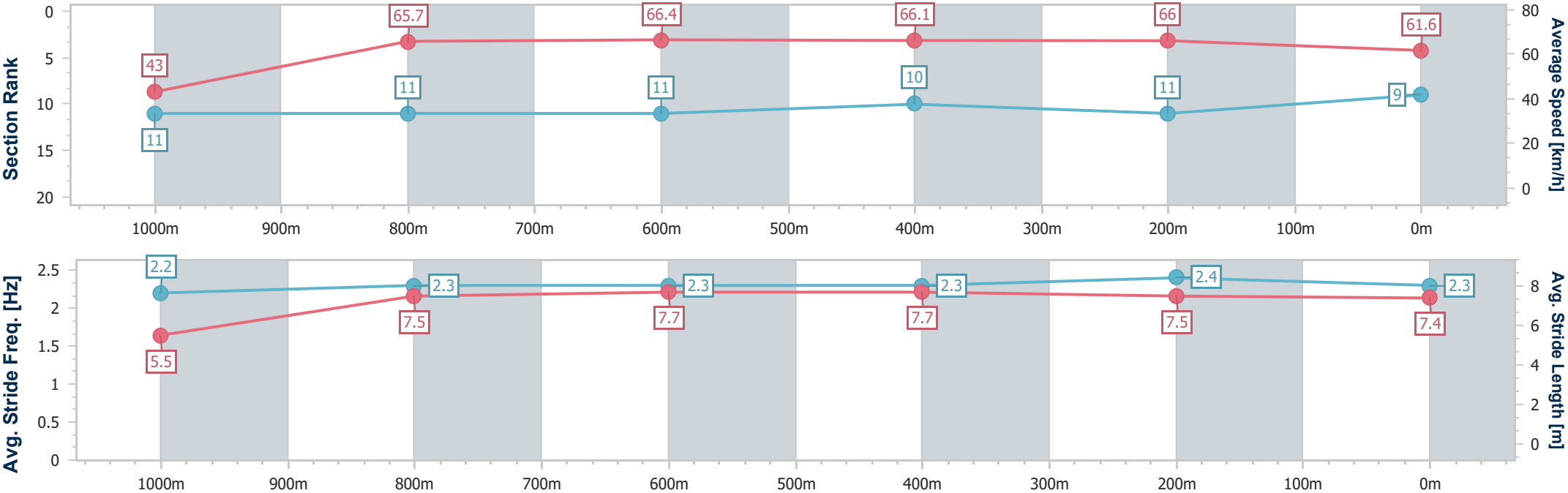
Aquis Park Gold CoastProfessional  
Race 1: MAGIC MILLIONS MAIDEN PLATE - 1100m



17 January 2026 - 12:32

Track Rating: Soft 5, Weather: Overcast, Rail Position: +2m Entire

Section	Overall	1000m	800m	600m	400m	200m							
Section Times	1:04.00 [9] (0:08.41)	0:55.59 [11] (0:11.16)	0:44.43 [11] (0:10.88)	0:33.55 [11] (0:10.94)	0:22.61 [10] (0:10.97)	0:11.64 [11] (0:11.64)							
Average Speed [km/h]	43.0	65.7	66.4	66.1	66.0	61.6							
Top Speed [km/h]	62.4	66.4	67.8	67.0	66.9	63.5							
Avg. Dist. to Rail [m]	8.1	4.1	1.4	0.7	3.1	6.2							
Avg. Stride Freq. [Hz]	2.2	2.3	2.3	2.3	2.4	2.3							
Avg. Stride Length [m]	5.5	7.5	7.7	7.7	7.5	7.4							





Horse/Jockey Name	Bottles Of Shells
Final Rank	10
Fastest Section Time (Section)	0:08.09 (Overall)
Top Speed [km/h] (Section)	68.8 (1000m)
Race State	Finished



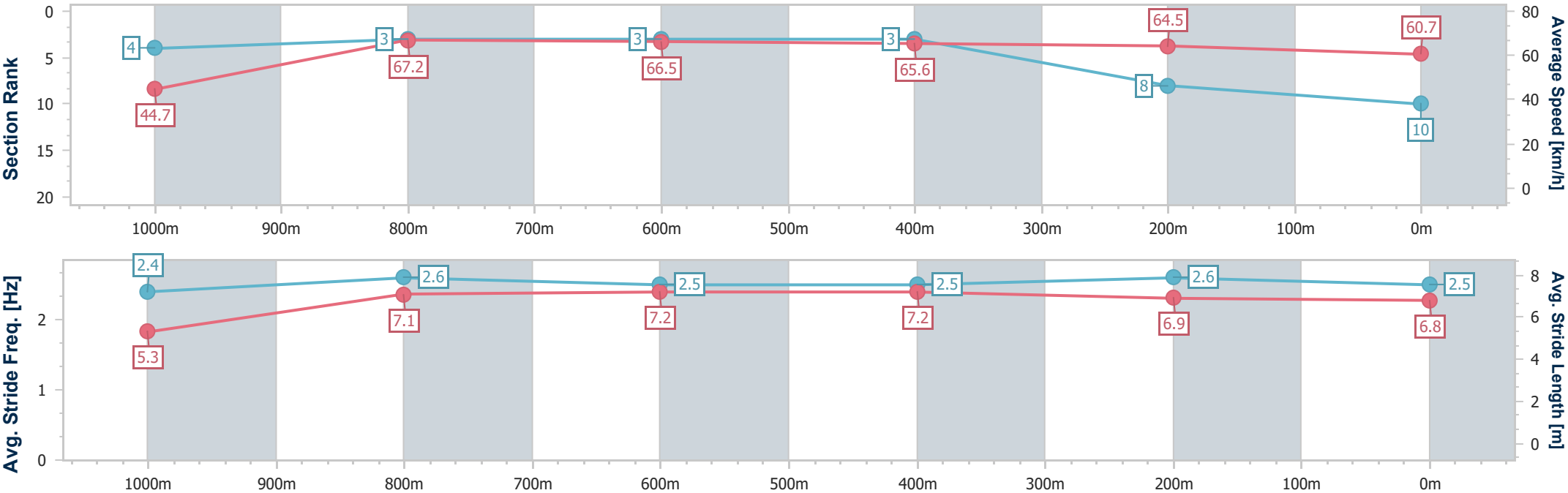
Aquis Park Gold CoastProfessional  
Race 1: MAGIC MILLIONS MAIDEN PLATE - 1100m



17 January 2026 - 12:32

Track Rating: Soft 5, Weather: Overcast, Rail Position: +2m Entire

Section	Overall	1000m	800m	600m	400m	200m								
Section Times	1:04.02 [10] (0:08.09)	0:55.93 [4] (0:10.86)	0:45.07 [3] (0:10.98)	0:34.09 [3] (0:11.05)	0:23.04 [3] (0:11.17)	0:11.87 [8] (0:11.87)								
Average Speed [km/h]	44.7	67.2	66.5	65.6	64.5	60.7								
Top Speed [km/h]	64.9	68.8	66.5	66.2	65.9	62.2								
Avg. Dist. to Rail [m]	10.7	4.3	2.8	1.6	2.8	4.5								
Avg. Stride Freq. [Hz]	2.4	2.6	2.5	2.5	2.6	2.5								
Avg. Stride Length [m]	5.3	7.1	7.2	7.2	6.9	6.8								





Horse/Jockey Name	Ciphertext
Final Rank	11
Fastest Section Time (Section)	0:08.09 (Overall)
Top Speed [km/h] (Section)	67.3 (800m)
Race State	Finished



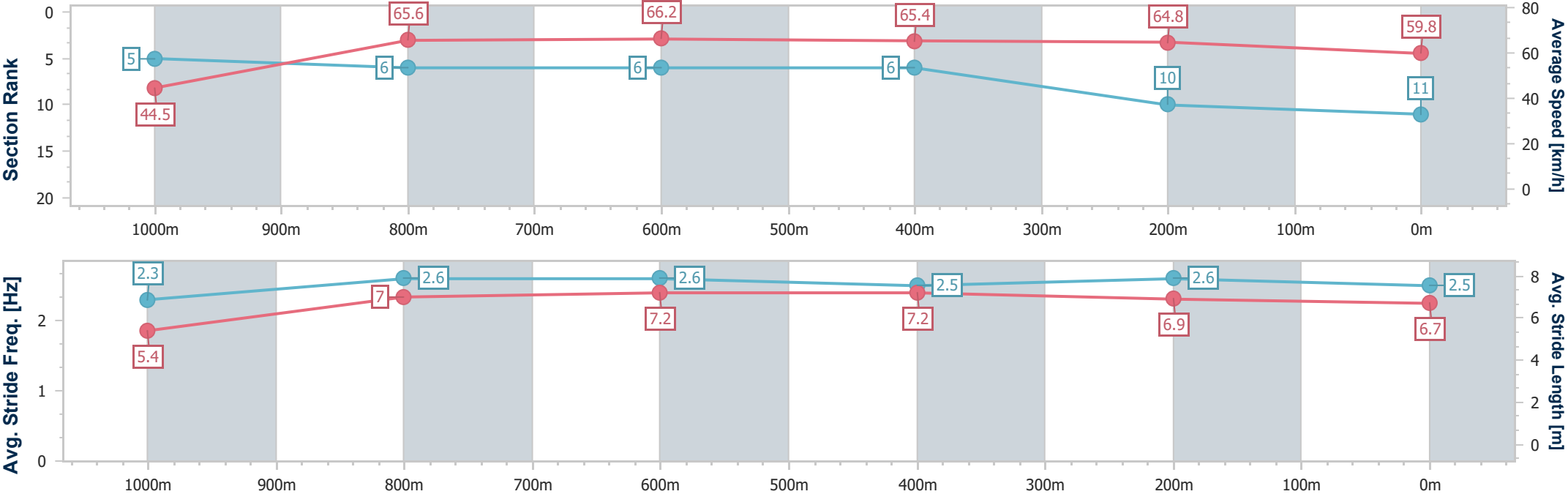
Aquis Park Gold CoastProfessional  
Race 1: MAGIC MILLIONS MAIDEN PLATE - 1100m



17 January 2026 - 12:32

Track Rating: Soft 5, Weather: Overcast, Rail Position: +2m Entire

Section	Overall	1000m	800m	600m	400m	200m							
Section Times	1:04.30 [11] (0:08.09)	0:56.21 [5] (0:11.06)	0:45.15 [6] (0:10.89)	0:34.26 [6] (0:11.05)	0:23.21 [6] (0:11.15)	0:12.06 [10] (0:12.06)							
Average Speed [km/h]	44.5	65.6	66.2	65.4	64.8	59.8							
Top Speed [km/h]	63.6	66.3	67.3	66.2	65.7	62.8							
Avg. Dist. to Rail [m]	3.4	1.6	1.1	0.8	1.7	2.0							
Avg. Stride Freq. [Hz]	2.3	2.6	2.6	2.5	2.6	2.5							
Avg. Stride Length [m]	5.4	7.0	7.2	7.2	6.9	6.7							





Horse/Jockey Name	Royal Air Force
Final Rank	12
Fastest Section Time (Section)	0:08.34 (Overall)
Top Speed [km/h] (Section)	68.5 (600m)
Race State	Finished



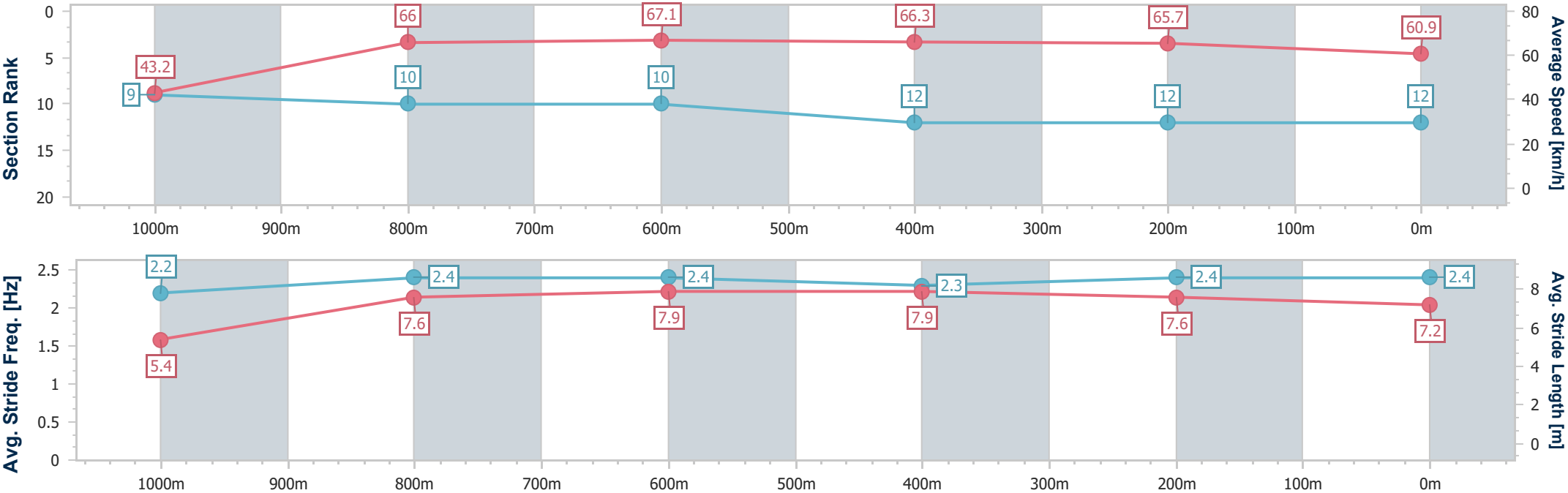
Aquis Park Gold CoastProfessional  
Race 1: MAGIC MILLIONS MAIDEN PLATE - 1100m



17 January 2026 - 12:32

Track Rating: Soft 5, Weather: Overcast, Rail Position: +2m Entire

Section	Overall	1000m	800m	600m	400m	200m							
Section Times	1:04.33 [12] (0:08.34)	0:55.99 [9] (0:11.15)	0:44.84 [10] (0:10.92)	0:33.92 [10] (0:11.07)	0:22.85 [12] (0:11.02)	0:11.83 [12] (0:11.83)							
Average Speed [km/h]	43.2	66.0	67.1	66.3	65.7	60.9							
Top Speed [km/h]	62.7	67.7	67.8	68.5	66.6	64.1							
Avg. Dist. to Rail [m]	12.2	5.6	3.8	3.5	7.6	10.3							
Avg. Stride Freq. [Hz]	2.2	2.4	2.4	2.3	2.4	2.4							
Avg. Stride Length [m]	5.4	7.6	7.9	7.9	7.6	7.2							





Horse/Jockey Name	Mashean
Final Rank	13
Fastest Section Time (Section)	0:08.27 (Overall)
Top Speed [km/h] (Section)	68.2 (800m)
Race State	Finished



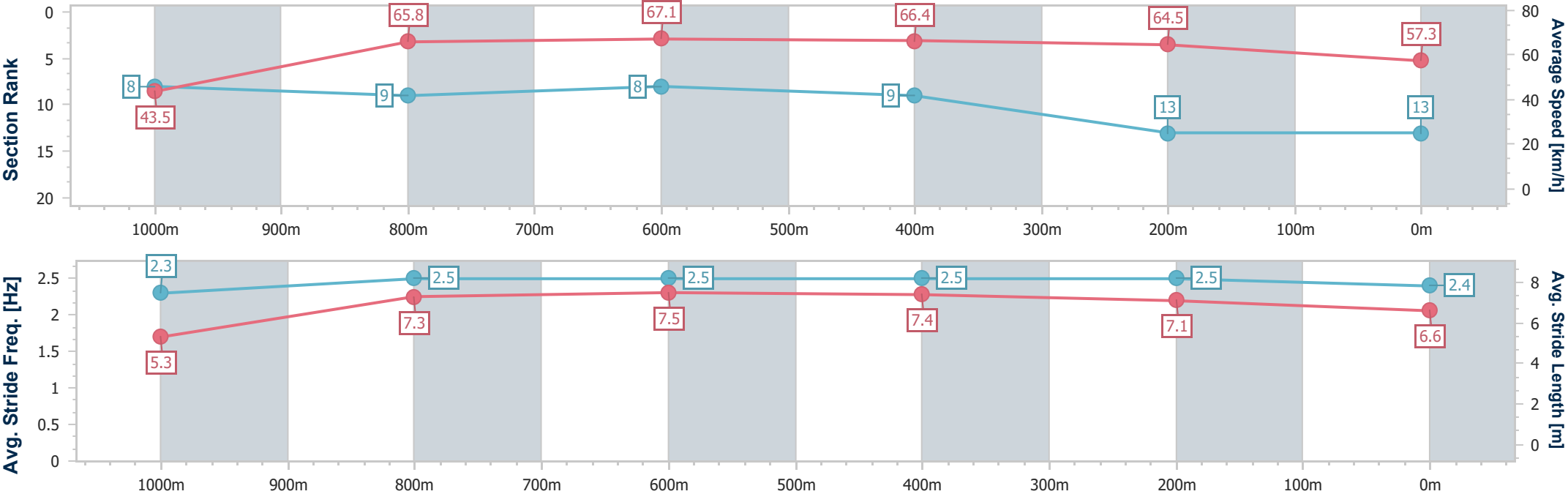
Aquis Park Gold CoastProfessional  
Race 1: MAGIC MILLIONS MAIDEN PLATE - 1100m



17 January 2026 - 12:32

Track Rating: Soft 5, Weather: Overcast, Rail Position: +2m Entire

Section	Overall	1000m	800m	600m	400m	200m							
Section Times	1:05.12 [13] (0:08.27)	0:56.85 [8] (0:11.11)	0:45.74 [9] (0:10.89)	0:34.85 [8] (0:11.06)	0:23.79 [9] (0:11.21)	0:12.58 [13] (0:12.58)							
Average Speed [km/h]	43.5	65.8	67.1	66.4	64.5	57.3							
Top Speed [km/h]	63.0	67.0	68.2	67.3	66.5	62.1							
Avg. Dist. to Rail [m]	7.5	3.6	3.6	3.2	5.9	7.7							
Avg. Stride Freq. [Hz]	2.3	2.5	2.5	2.5	2.5	2.4							
Avg. Stride Length [m]	5.3	7.3	7.5	7.4	7.1	6.6							





Horse/Jockey Name	Mishani Hercules
Final Rank	14
Fastest Section Time (Section)	0:08.49 (Overall)
Top Speed [km/h] (Section)	68.4 (800m)
Race State	Finished



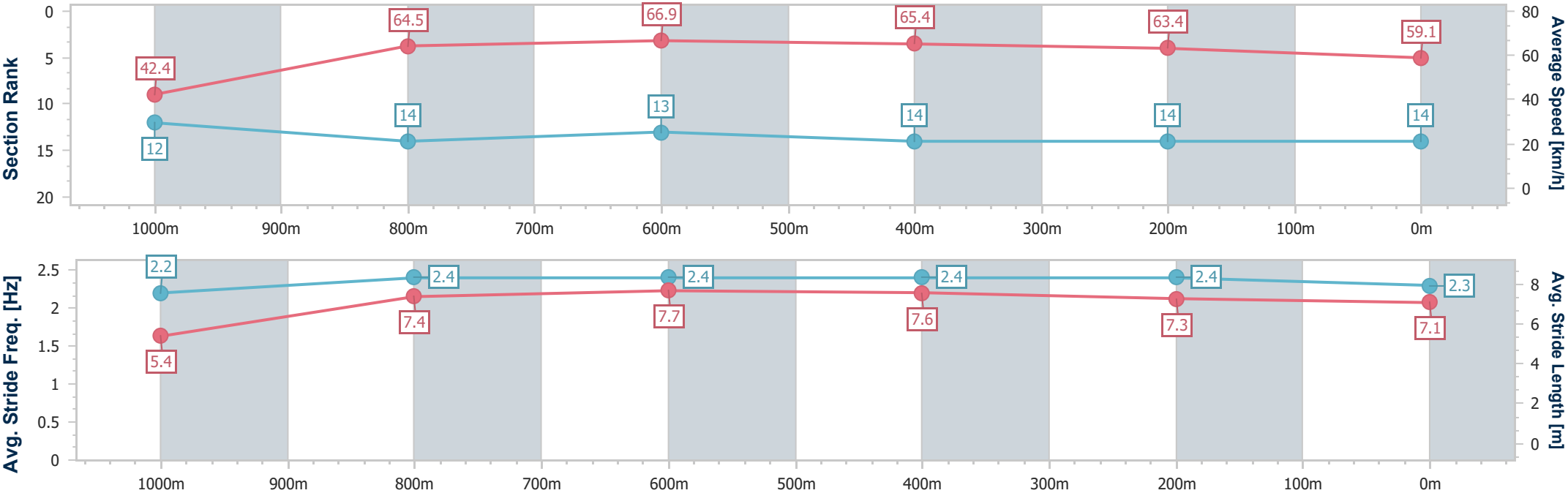
Aquis Park Gold CoastProfessional  
Race 1: MAGIC MILLIONS MAIDEN PLATE - 1100m



17 January 2026 - 12:32

Track Rating: Soft 5, Weather: Overcast, Rail Position: +2m Entire

Section	Overall	1000m	800m	600m	400m	200m							
Section Times	1:05.39 [14] (0:08.49)	0:56.90 [12] (0:11.33)	0:45.57 [14] (0:10.78)	0:34.79 [13] (0:11.23)	0:23.56 [14] (0:11.40)	0:12.16 [14] (0:12.16)							
Average Speed [km/h]	42.4	64.5	66.9	65.4	63.4	59.1							
Top Speed [km/h]	63.5	66.2	68.4	66.6	64.2	62.1							
Avg. Dist. to Rail [m]	12.4	3.5	1.4	3.1	4.1	4.4							
Avg. Stride Freq. [Hz]	2.2	2.4	2.4	2.4	2.4	2.3							
Avg. Stride Length [m]	5.4	7.4	7.7	7.6	7.3	7.1							





**Aquis Park Gold Coast Professional**  
**Race 2: GOLD COAST TURF CLUB MAGIC MILLIONS COUNTRY CUP**  
**(WEIGHTS RAISED 1KG) - 1200m**  
**17 January 2026 - 13:06**



Track Rating: Soft 5, Weather: Overcast, Rail Position: +2m Entire

Section						Overall	1000m	800m	600m	400m	200m	Last 600m	
Field Times						1:09.34 (0:13.20)	0:56.14 (0:10.56)	0:45.58 (0:11.00)	0:34.58 (0:11.06)	0:23.52 (0:11.48)	0:12.04 (0:12.04)	0:34.58	
Rank	TAB	Horse/Jockey	Barrier	Top Speed [km/h]	Fastest Section							Margin	Distance Travelled [m]
1	3	SIR CARTER	4	68.9	0:10.56	1:09.34 [1]	0:56.14 [1]	0:45.58 [1]	0:34.58 [1]	0:23.52 [1]	0:12.04 [1]	1:09.34	0:34.58
		Zac Lloyd		1000m	1000m	(0:13.20)	(0:10.56)	(0:11.00)	(0:11.06)	(0:11.48)	(0:12.04)		
2	17	ASTRA STAR	3	68.2	0:10.75	1:09.34 [2]	0:56.04 [5]	0:45.29 [5]	0:34.27 [6]	0:23.24 [3]	0:11.74 [5]	0L	0:34.27 +1
		Sean Cormack		1000m	1000m	(0:13.30)	(0:10.75)	(0:11.02)	(0:11.03)	(0:11.50)	(0:11.74)		
3	10	OBEROI PRINCESS	13	68.9	0:10.86	1:09.35 [3]	0:56.03 [6]	0:45.17 [9]	0:34.20 [9]	0:23.24 [4]	0:11.91 [3]	0.04L	0:34.20 +6
		Martin Harley		Overall	1000m	(0:13.32)	(0:10.86)	(0:10.97)	(0:10.96)	(0:11.33)	(0:11.91)		
4	12	ARCTIC LEGEND	1	68.9	0:10.65	1:09.51 [4]	0:55.93 [11]	0:45.28 [10]	0:34.26 [11]	0:23.24 [7]	0:11.81 [7]	0.97L	0:34.26 +0
		Andrew Mallyon		1000m	1000m	(0:13.58)	(0:10.65)	(0:11.02)	(0:11.02)	(0:11.43)	(0:11.81)		
5	4	MEAN APPROACH	10	69.3	0:10.63	1:09.61 [5]	0:56.06 [9]	0:45.43 [8]	0:34.39 [10]	0:23.32 [8]	0:11.92 [6]	1.58L	0:34.39 +3
		Les Tilley		Overall	1000m	(0:13.55)	(0:10.63)	(0:11.04)	(0:11.07)	(0:11.40)	(0:11.92)		
6	9	PARTY SPIRIT	5	68.5	0:10.73	1:09.62 [6]	0:56.40 [2]	0:45.67 [3]	0:34.70 [3]	0:23.51 [5]	0:12.05 [4]	1.67L	0:34.70 +8
		Daniel Moor		1000m	1000m	(0:13.22)	(0:10.73)	(0:10.97)	(0:11.19)	(0:11.46)	(0:12.05)		
7	14	THE DEPUTY	7	68.2	0:10.71	1:09.65 [7]	0:55.86 [15]	0:45.15 [15]	0:34.15 [16]	0:23.14 [12]	0:11.81 [8]	1.81L	0:34.15 +2
		Rachel King		1000m	1000m	(0:13.79)	(0:10.71)	(0:11.00)	(0:11.01)	(0:11.33)	(0:11.81)		
8	6	REVOLT	12	69.7	0:10.55	1:09.78 [8]	0:56.53 [3]	0:45.98 [2]	0:34.98 [2]	0:23.90 [2]	0:12.35 [2]	2.57L	0:34.98 -1
		Damian Lane		1000m	1000m	(0:13.25)	(0:10.55)	(0:11.00)	(0:11.08)	(0:11.55)	(0:12.35)		
9	8	DECIDUOUS	9	69.4	0:10.53	1:10.24 [9]	0:56.31 [16]	0:45.78 [13]	0:34.86 [14]	0:23.71 [13]	0:12.13 [11]	5.28L	0:34.86 +1
		Ben Thompson		1000m	1000m	(0:13.93)	(0:10.53)	(0:10.92)	(0:11.15)	(0:11.58)	(0:12.13)		
10	5	LETMELETGO	8	68.2	0:10.93	1:10.26 [10]	0:56.93 [7]	0:45.90 [12]	0:34.97 [12]	0:23.66 [15]	0:12.16 [10]	5.42L	0:34.97 +11
		James McDonald		800m	800m	(0:13.33)	(0:11.03)	(0:10.93)	(0:11.31)	(0:11.50)	(0:12.16)		

Scratched: I Am Voodoo (#18), Bundella (#20), Hellcibell (#16), Corrupted (#21), Slush Fund (#19)



**Aquis Park Gold Coast Professional**  
**Race 2: GOLD COAST TURF CLUB MAGIC MILLIONS COUNTRY CUP**  
**(WEIGHTS RAISED 1KG) - 1200m**  
**17 January 2026 - 13:06**



Track Rating: Soft 5, Weather: Overcast, Rail Position: +2m Entire

Section					Overall	1000m	800m	600m	400m	200m	Last 600m			
Field Times					1:09.34 (0:13.20)	0:56.14 (0:10.56)	0:45.58 (0:11.00)	0:34.58 (0:11.06)	0:23.52 (0:11.48)	0:12.04 (0:12.04)	0:34.58			
Rank	TAB	Horse/Jockey	Barrier	Top Speed [km/h]	Fastest Section							Margin		Distance Travelled [m]
11	7	MEDIA EMPIRE	2	67.8	0:10.69	1:10.47 [11]	0:57.21 [4]	0:46.52 [3]	0:35.44 [5]	0:24.22 [6]	0:12.43 [9]	6.65L	0:35.44	+0
		Raul Silvera Olivera		1000m	1000m	(0:13.26)	(0:10.69)	(0:11.08)	(0:11.22)	(0:11.79)	(0:12.43)			
12	2	EARL OF BANTRY	15	68.6	0:10.79	1:10.49 [12]	0:56.79 [13]	0:46.00 [14]	0:35.12 [13]	0:23.91 [14]	0:12.38 [12]	6.77L	0:35.12	+12
		Jamie Melham		1000m	1000m	(0:13.70)	(0:10.79)	(0:10.88)	(0:11.21)	(0:11.53)	(0:12.38)			
13	15	MASTER OF DISGUISE	14	71.2	0:10.57	1:10.76 [13]	0:57.18 [10]	0:46.61 [7]	0:35.78 [4]	0:24.31 [11]	0:12.51 [14]	8.34L	0:35.78	+11
		Pierre Boudvillain		1000m	1000m	(0:13.58)	(0:10.57)	(0:10.83)	(0:11.47)	(0:11.80)	(0:12.51)			
14	1	KING GUTHO	11	68.3	0:10.89	1:10.89 [14]	0:57.19 [14]	0:46.29 [16]	0:35.40 [15]	0:24.26 [16]	0:12.53 [15]	9.12L	0:35.40	+4
		Tommy Berry		800m	800m	(0:13.70)	(0:10.90)	(0:10.89)	(0:11.14)	(0:11.73)	(0:12.53)			
15	13	STRATIFIED	6	68.9	0:10.68	1:11.03 [15]	0:57.58 [8]	0:46.90 [6]	0:35.90 [8]	0:24.70 [9]	0:12.91 [13]	9.94L	0:35.90	+5
		Tim Clark		1000m	1000m	(0:13.45)	(0:10.68)	(0:11.00)	(0:11.20)	(0:11.79)	(0:12.91)			
16	11	JEMELDI	16	71.0	0:10.59	1:12.61 [16]	0:58.93 [12]	0:48.34 [11]	0:37.54 [7]	0:26.27 [10]	0:13.98 [16]	19.24L	0:37.54	+10
		Angela Jones		1000m	1000m	(0:13.68)	(0:10.59)	(0:10.80)	(0:11.27)	(0:12.29)	(0:13.98)			

Scratched: I Am Voodoo (#18), Bundella (#20), Hellcibell (#16), Corrupted (#21), Slush Fund (#19)



Horse/Jockey Name	Sir Carter
Final Rank	1
Fastest Section Time (Section)	0:10.56 (1000m)
Top Speed [km/h] (Section)	68.9 (1000m)
Race State	Finished



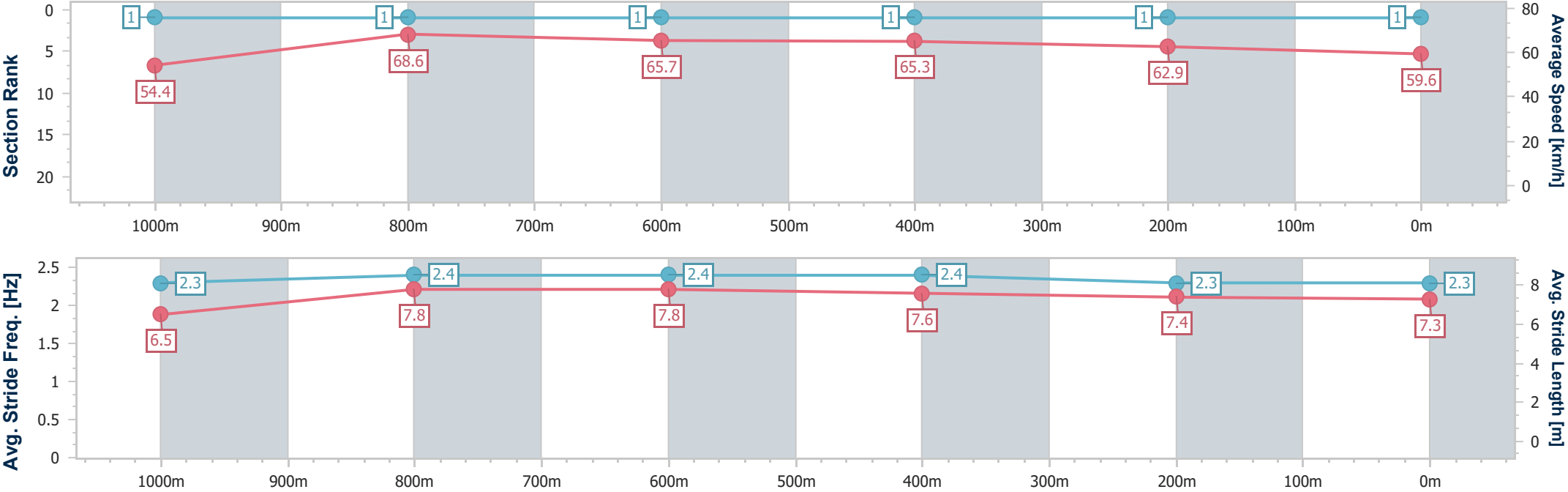
Aquis Park Gold CoastProfessional  
Race 2: GOLD COAST TURF CLUB MAGIC MILLIONS  
COUNTRY CUP (WEIGHTS RAISED 1KG) - 1200m



17 January 2026 - 13:06

Track Rating: Soft 5, Weather: Overcast, Rail Position: +2m Entire

Section	Overall	1000m	800m	600m	400m	200m								
Section Times	1:09.34 [1] (0:13.20)	0:56.14 [1] (0:10.56)	0:45.58 [1] (0:11.00)	0:34.58 [1] (0:11.06)	0:23.52 [1] (0:11.48)	0:12.04 [1] (0:12.04)								
Average Speed [km/h]	54.4	68.6	65.7	65.3	62.9	59.6								
Top Speed [km/h]	68.7	68.9	66.6	66.6	63.8	61.0								
Avg. Dist. to Rail [m]	2.0	1.0	1.3	0.8	0.5	0.6								
Avg. Stride Freq. [Hz]	2.3	2.4	2.4	2.4	2.3	2.3								
Avg. Stride Length [m]	6.5	7.8	7.8	7.6	7.4	7.3								





Horse/Jockey Name	Astra Star
Final Rank	2
Fastest Section Time (Section)	0:10.75 (1000m)
Top Speed [km/h] (Section)	68.2 (1000m)
Race State	Finished



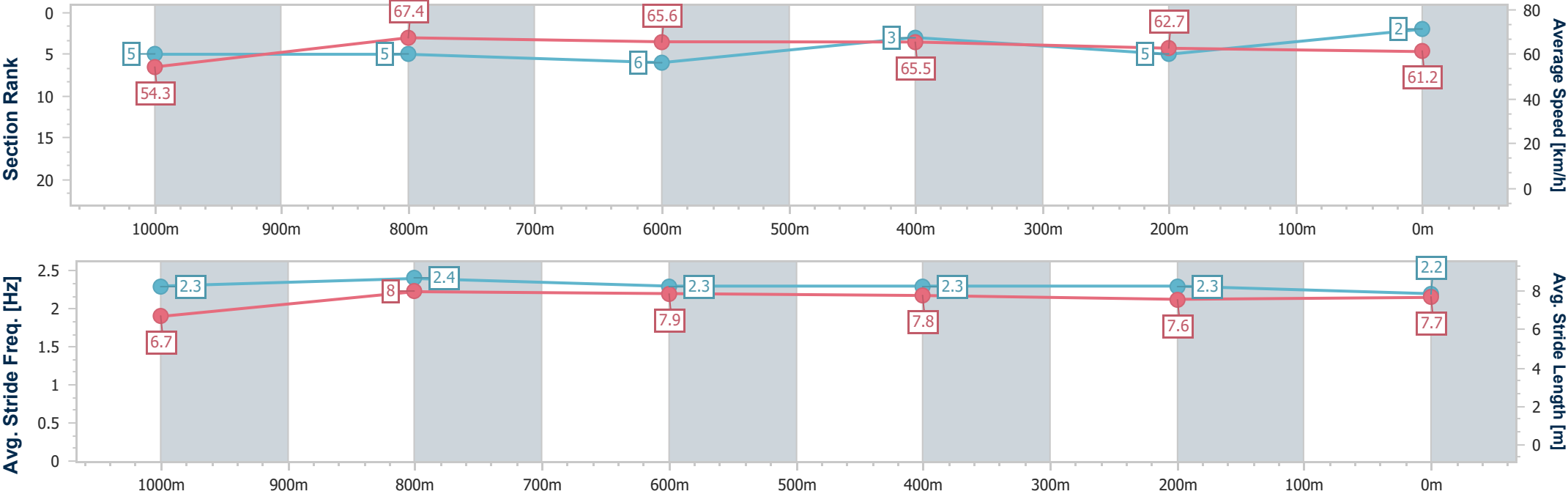
Aquis Park Gold CoastProfessional  
Race 2: GOLD COAST TURF CLUB MAGIC MILLIONS  
COUNTRY CUP (WEIGHTS RAISED 1KG) - 1200m



17 January 2026 - 13:06

Track Rating: Soft 5, Weather: Overcast, Rail Position: +2m Entire

Section	Overall	1000m	800m	600m	400m	200m								
Section Times	1:09.34 [2] (0:13.30)	0:56.04 [5] (0:10.75)	0:45.29 [5] (0:11.02)	0:34.27 [6] (0:11.03)	0:23.24 [3] (0:11.50)	0:11.74 [5] (0:11.74)								
Average Speed [km/h]	54.3	67.4	65.6	65.5	62.7	61.2								
Top Speed [km/h]	67.0	68.2	66.6	66.6	63.6	62.0								
Avg. Dist. to Rail [m]	1.7	1.6	1.5	0.7	1.1	0.9								
Avg. Stride Freq. [Hz]	2.3	2.4	2.3	2.3	2.3	2.2								
Avg. Stride Length [m]	6.7	8.0	7.9	7.8	7.6	7.7								





Horse/Jockey Name	Oberoi Princess
Final Rank	3
Fastest Section Time (Section)	0:10.86 (1000m)
Top Speed [km/h] (Section)	68.9 (Overall)
Race State	Finished



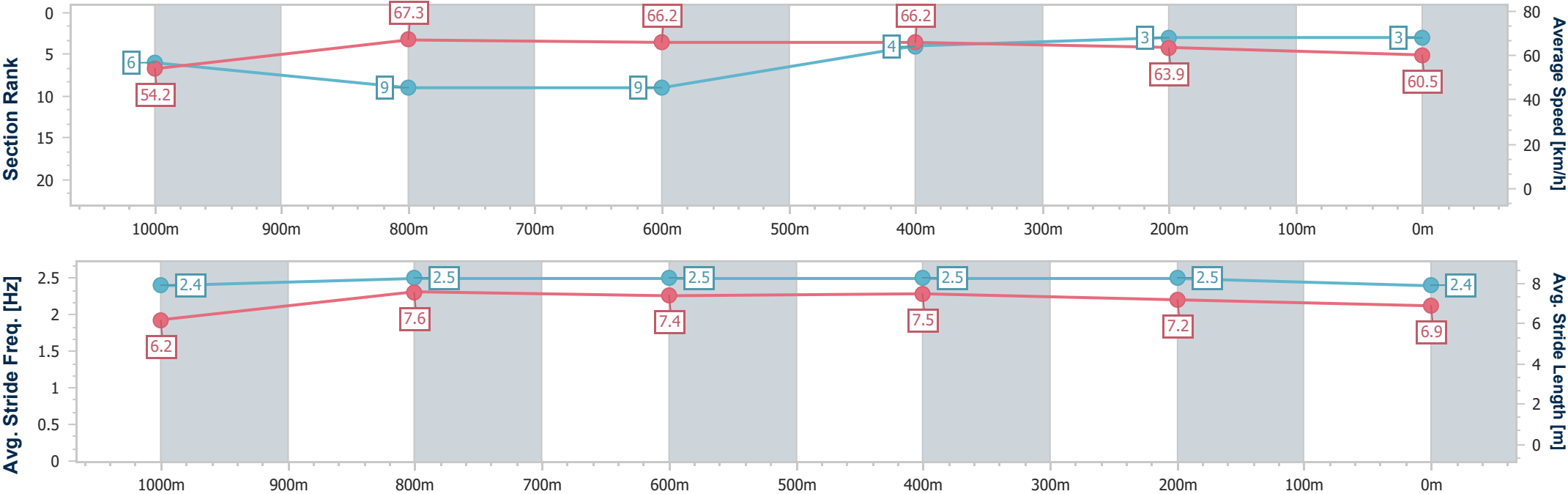
Aquis Park Gold CoastProfessional  
Race 2: GOLD COAST TURF CLUB MAGIC MILLIONS  
COUNTRY CUP (WEIGHTS RAISED 1KG) - 1200m



17 January 2026 - 13:06

Track Rating: Soft 5, Weather: Overcast, Rail Position: +2m Entire

Section	Overall	1000m	800m	600m	400m	200m							
Section Times	1:09.35 [3] (0:13.32)	0:56.03 [6] (0:10.86)	0:45.17 [9] (0:10.97)	0:34.20 [9] (0:10.96)	0:23.24 [4] (0:11.33)	0:11.91 [3] (0:11.91)							
Average Speed [km/h]	54.2	67.3	66.2	66.2	63.9	60.5							
Top Speed [km/h]	68.9	68.7	67.3	67.5	65.4	61.5							
Avg. Dist. to Rail [m]	10.1	3.6	2.8	1.9	3.3	3.9							
Avg. Stride Freq. [Hz]	2.4	2.5	2.5	2.5	2.5	2.4							
Avg. Stride Length [m]	6.2	7.6	7.4	7.5	7.2	6.9							



- [ ] Ranking at each section and finish
- .-.- No data available at this section
- NA No data available



Horse/Jockey Name	Arctic Legend
Final Rank	4
Fastest Section Time (Section)	0:10.65 (1000m)
Top Speed [km/h] (Section)	68.9 (1000m)
Race State	Finished



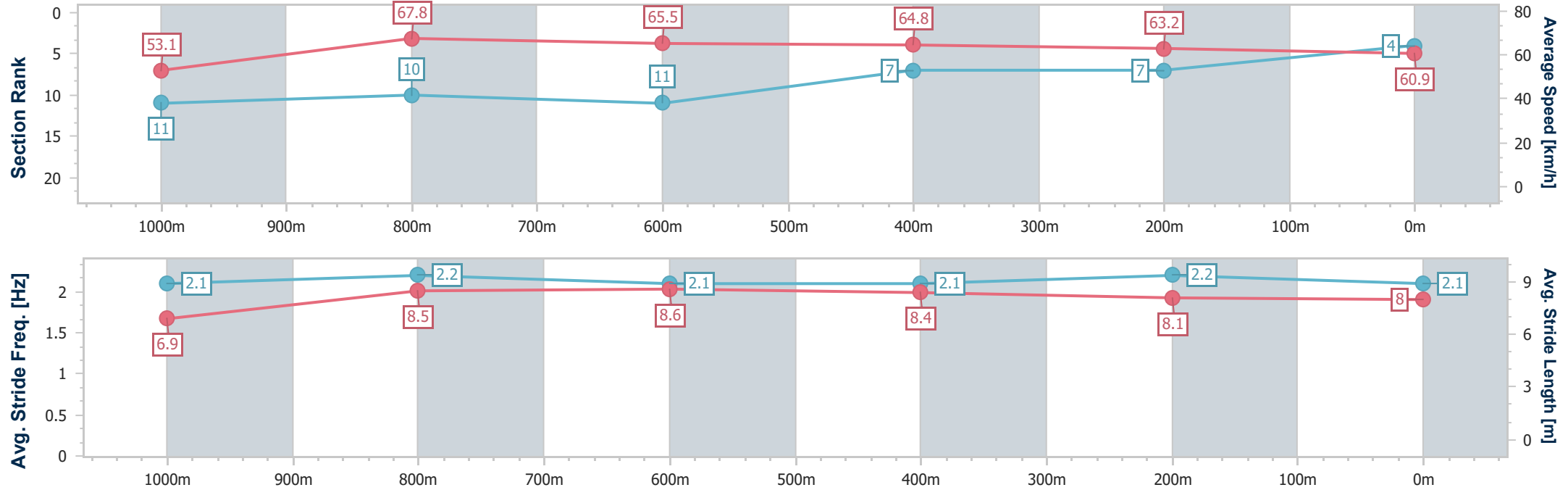
Aquis Park Gold CoastProfessional  
Race 2: GOLD COAST TURF CLUB MAGIC MILLIONS  
COUNTRY CUP (WEIGHTS RAISED 1KG) - 1200m



17 January 2026 - 13:06

Track Rating: Soft 5, Weather: Overcast, Rail Position: +2m Entire

Section	Overall	1000m	800m	600m	400m	200m							
Section Times	1:09.51 [4] (0:13.58)	0:55.93 [11] (0:10.65)	0:45.28 [10] (0:11.02)	0:34.26 [11] (0:11.02)	0:23.24 [7] (0:11.43)	0:11.81 [7] (0:11.81)							
Average Speed [km/h]	53.1	67.8	65.5	64.8	63.2	60.9							
Top Speed [km/h]	68.0	68.9	66.4	65.8	63.8	62.3							
Avg. Dist. to Rail [m]	1.0	1.3	0.4	0.9	0.3	1.8							
Avg. Stride Freq. [Hz]	2.1	2.2	2.1	2.1	2.2	2.1							
Avg. Stride Length [m]	6.9	8.5	8.6	8.4	8.1	8.0							



- [ ] Ranking at each section and finish
- .-.- No data available at this section
- NA No data available



Horse/Jockey Name	Mean Approach
Final Rank	5
Fastest Section Time (Section)	0:10.63 (1000m)
Top Speed [km/h] (Section)	69.3 (Overall)
Race State	Finished



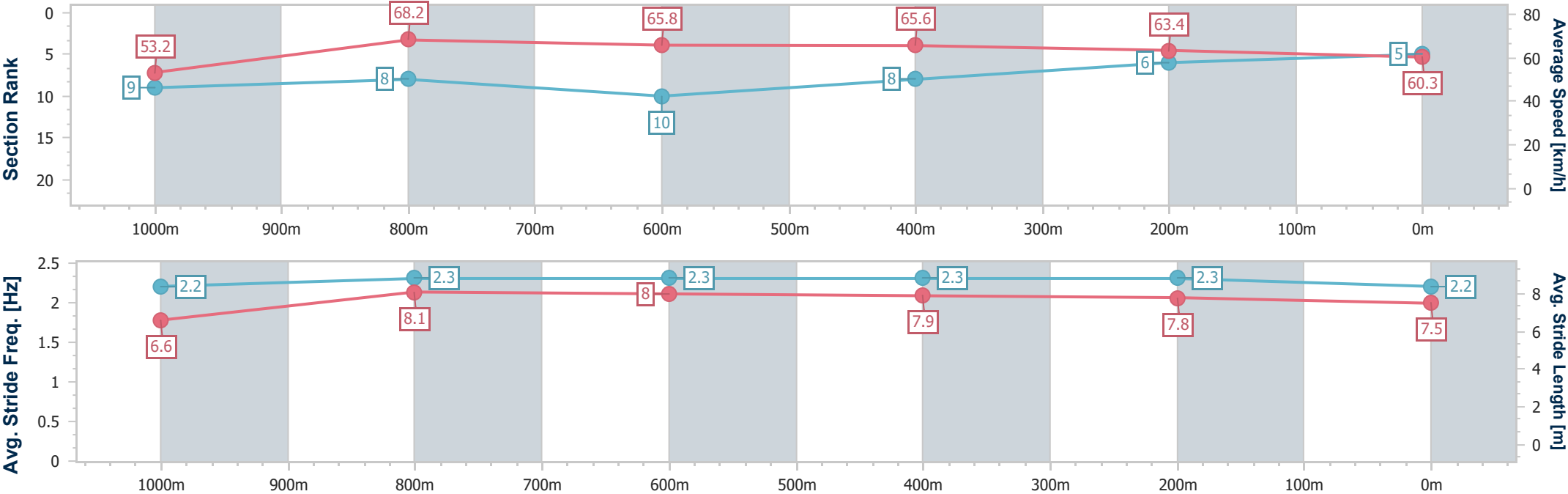
Aquis Park Gold CoastProfessional  
Race 2: GOLD COAST TURF CLUB MAGIC MILLIONS  
COUNTRY CUP (WEIGHTS RAISED 1KG) - 1200m



17 January 2026 - 13:06

Track Rating: Soft 5, Weather: Overcast, Rail Position: +2m Entire

Section	Overall	1000m	800m	600m	400m	200m							
Section Times	1:09.61 [5] (0:13.55)	0:56.06 [9] (0:10.63)	0:45.43 [8] (0:11.04)	0:34.39 [10] (0:11.07)	0:23.32 [8] (0:11.40)	0:11.92 [6] (0:11.92)							
Average Speed [km/h]	53.2	68.2	65.8	65.6	63.4	60.3							
Top Speed [km/h]	69.3	69.3	67.8	67.1	64.2	61.6							
Avg. Dist. to Rail [m]	5.8	1.6	2.2	2.2	3.2	5.7							
Avg. Stride Freq. [Hz]	2.2	2.3	2.3	2.3	2.3	2.2							
Avg. Stride Length [m]	6.6	8.1	8.0	7.9	7.8	7.5							





Horse/Jockey Name	Party Spirit
Final Rank	6
Fastest Section Time (Section)	0:10.73 (1000m)
Top Speed [km/h] (Section)	68.5 (1000m)
Race State	Finished



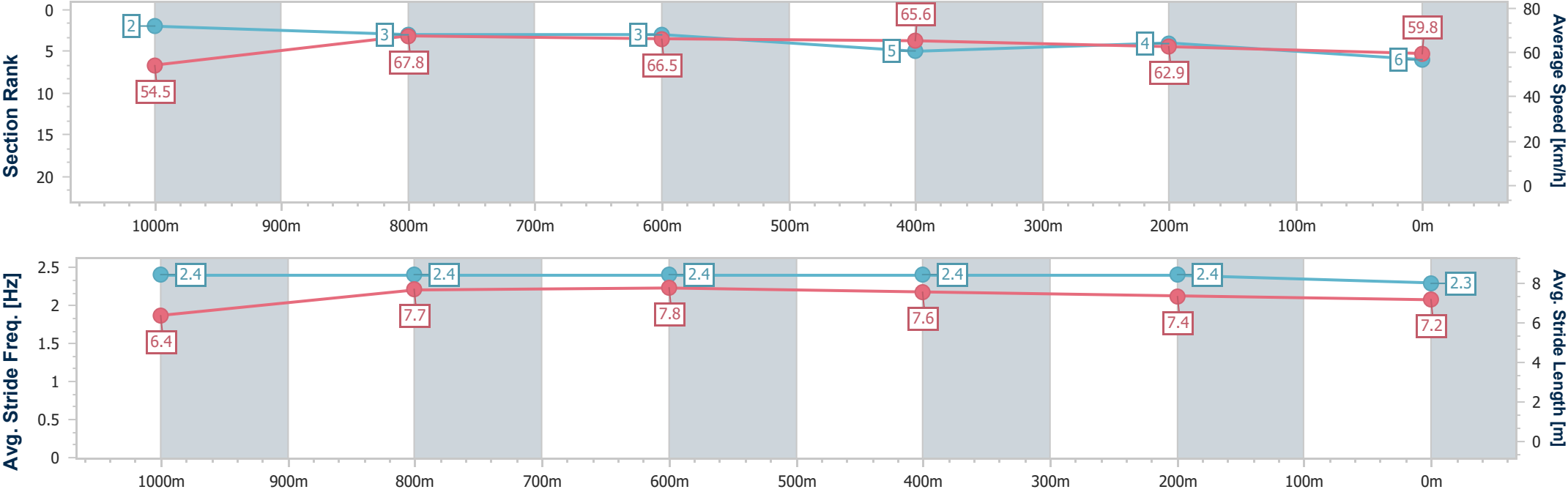
Aquis Park Gold CoastProfessional  
Race 2: GOLD COAST TURF CLUB MAGIC MILLIONS  
COUNTRY CUP (WEIGHTS RAISED 1KG) - 1200m



17 January 2026 - 13:06

Track Rating: Soft 5, Weather: Overcast, Rail Position: +2m Entire

Section	Overall	1000m	800m	600m	400m	200m							
Section Times	1:09.62 [6] (0:13.22)	0:56.40 [2] (0:10.73)	0:45.67 [3] (0:10.97)	0:34.70 [3] (0:11.19)	0:23.51 [5] (0:11.46)	0:12.05 [4] (0:12.05)							
Average Speed [km/h]	54.5	67.8	66.5	65.6	62.9	59.8							
Top Speed [km/h]	68.5	68.5	68.0	67.6	66.0	62.4							
Avg. Dist. to Rail [m]	4.0	2.9	3.6	3.4	2.6	3.6							
Avg. Stride Freq. [Hz]	2.4	2.4	2.4	2.4	2.4	2.3							
Avg. Stride Length [m]	6.4	7.7	7.8	7.6	7.4	7.2							





Horse/Jockey Name	The Deputy
Final Rank	7
Fastest Section Time (Section)	0:10.71 (1000m)
Top Speed [km/h] (Section)	68.2 (1000m)
Race State	Finished



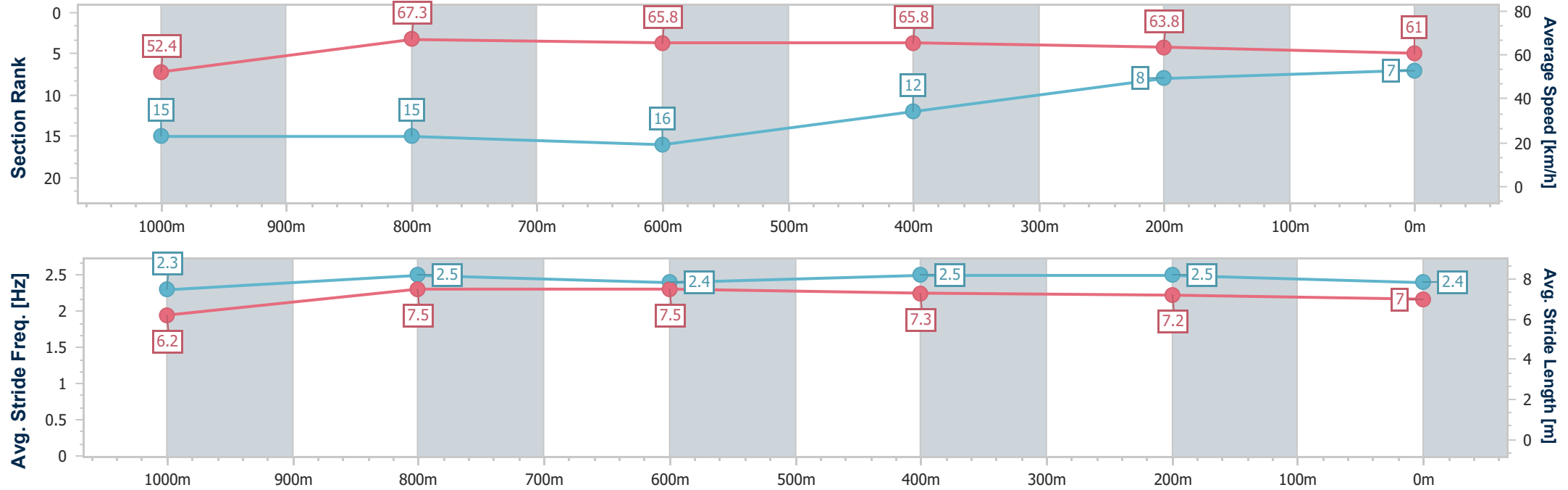
Aquis Park Gold CoastProfessional  
Race 2: GOLD COAST TURF CLUB MAGIC MILLIONS  
COUNTRY CUP (WEIGHTS RAISED 1KG) - 1200m



17 January 2026 - 13:06

Track Rating: Soft 5, Weather: Overcast, Rail Position: +2m Entire

Section	Overall	1000m	800m	600m	400m	200m							
Section Times	1:09.65 [7] (0:13.79)	0:55.86 [15] (0:10.71)	0:45.15 [15] (0:11.00)	0:34.15 [16] (0:11.01)	0:23.14 [12] (0:11.33)	0:11.81 [8] (0:11.81)							
Average Speed [km/h]	52.4	67.3	65.8	65.8	63.8	61.0							
Top Speed [km/h]	66.1	68.2	67.5	67.4	64.8	62.1							
Avg. Dist. to Rail [m]	3.2	1.0	1.6	1.3	2.1	4.2							
Avg. Stride Freq. [Hz]	2.3	2.5	2.4	2.5	2.5	2.4							
Avg. Stride Length [m]	6.2	7.5	7.5	7.3	7.2	7.0							





Horse/Jockey Name	Revolt
Final Rank	8
Fastest Section Time (Section)	0:10.55 (1000m)
Top Speed [km/h] (Section)	69.7 (1000m)
Race State	Finished



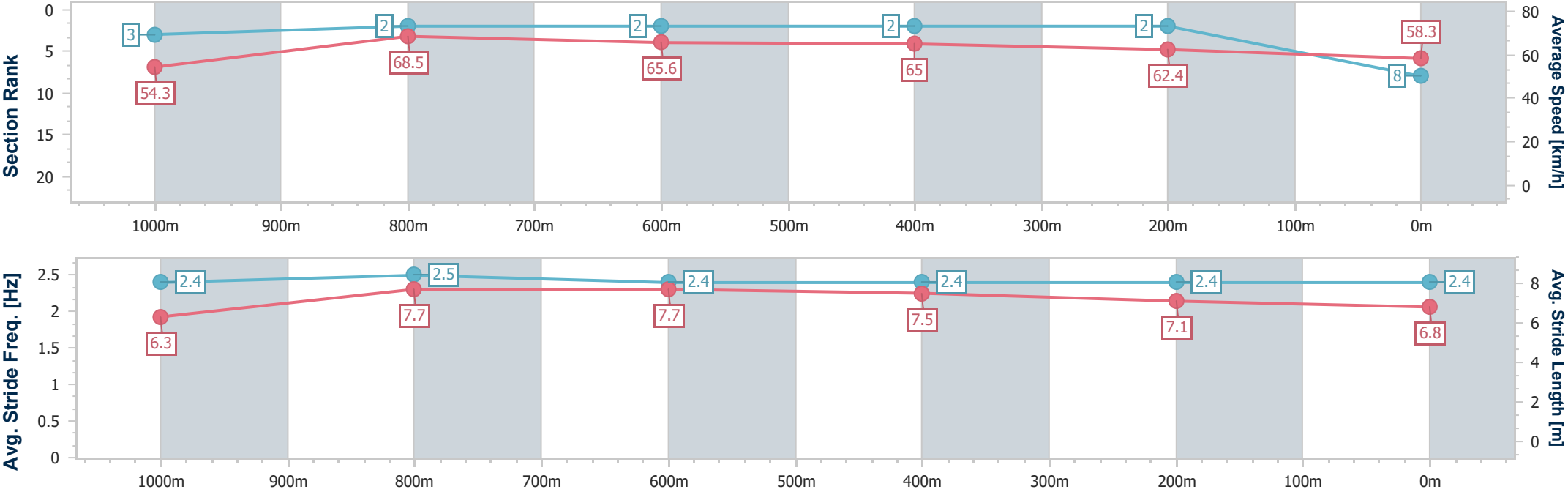
Aquis Park Gold CoastProfessional  
Race 2: GOLD COAST TURF CLUB MAGIC MILLIONS  
COUNTRY CUP (WEIGHTS RAISED 1KG) - 1200m



17 January 2026 - 13:06

Track Rating: Soft 5, Weather: Overcast, Rail Position: +2m Entire

Section	Overall	1000m	800m	600m	400m	200m								
Section Times	1:09.78 [8] (0:13.25)	0:56.53 [3] (0:10.55)	0:45.98 [2] (0:11.00)	0:34.98 [2] (0:11.08)	0:23.90 [2] (0:11.55)	0:12.35 [2] (0:12.35)								
Average Speed [km/h]	54.3	68.5	65.6	65.0	62.4	58.3								
Top Speed [km/h]	68.3	69.7	67.0	66.1	64.4	60.5								
Avg. Dist. to Rail [m]	7.8	1.5	0.5	0.8	1.1	1.6								
Avg. Stride Freq. [Hz]	2.4	2.5	2.4	2.4	2.4	2.4								
Avg. Stride Length [m]	6.3	7.7	7.7	7.5	7.1	6.8								





Horse/Jockey Name	Deciduous
Final Rank	9
Fastest Section Time (Section)	0:10.53 (1000m)
Top Speed [km/h] (Section)	69.4 (1000m)
Race State	Finished



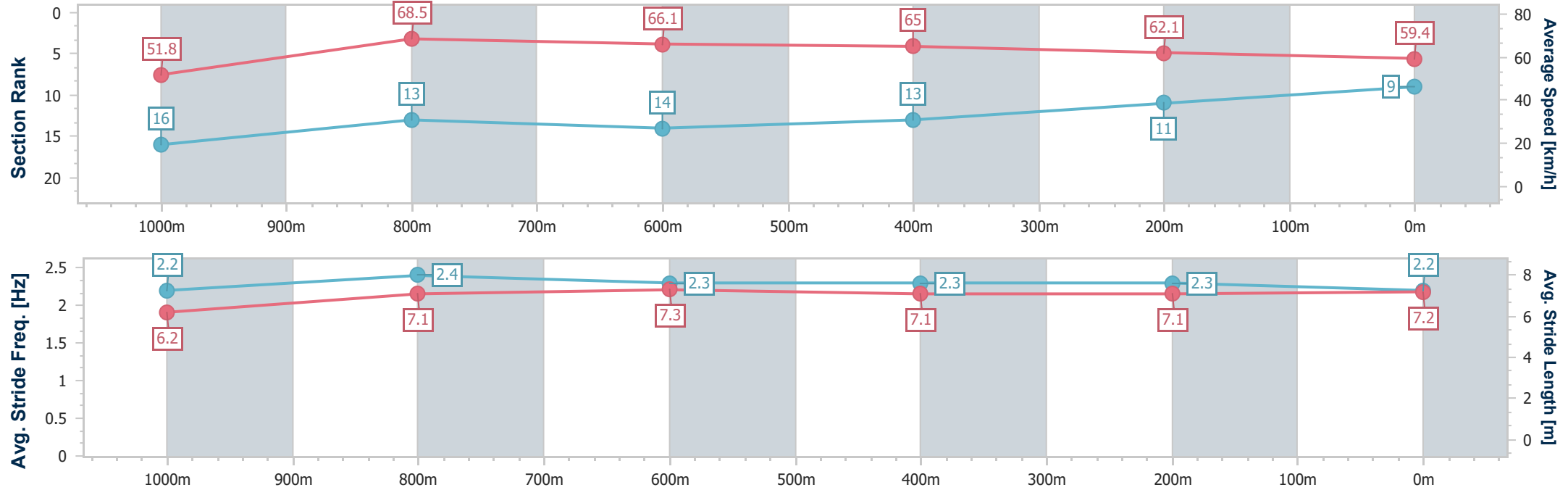
Aquis Park Gold CoastProfessional  
Race 2: GOLD COAST TURF CLUB MAGIC MILLIONS  
COUNTRY CUP (WEIGHTS RAISED 1KG) - 1200m



17 January 2026 - 13:06

Track Rating: Soft 5, Weather: Overcast, Rail Position: +2m Entire

Section	Overall	1000m	800m	600m	400m	200m							
Section Times	1:10.24 [9] (0:13.93)	0:56.31 [16] (0:10.53)	0:45.78 [13] (0:10.92)	0:34.86 [14] (0:11.15)	0:23.71 [13] (0:11.58)	0:12.13 [11] (0:12.13)							
Average Speed [km/h]	51.8	68.5	66.1	65.0	62.1	59.4							
Top Speed [km/h]	67.8	69.4	69.1	65.8	63.1	60.6							
Avg. Dist. to Rail [m]	5.0	1.3	1.1	0.8	0.5	2.2							
Avg. Stride Freq. [Hz]	2.2	2.4	2.3	2.3	2.3	2.2							
Avg. Stride Length [m]	6.2	7.1	7.3	7.1	7.1	7.2							



- [ ] Ranking at each section and finish
- .-.- No data available at this section
- NA No data available



Horse/Jockey Name	Letmeletgo
Final Rank	10
Fastest Section Time (Section)	0:10.93 (800m)
Top Speed [km/h] (Section)	68.2 (800m)
Race State	Finished



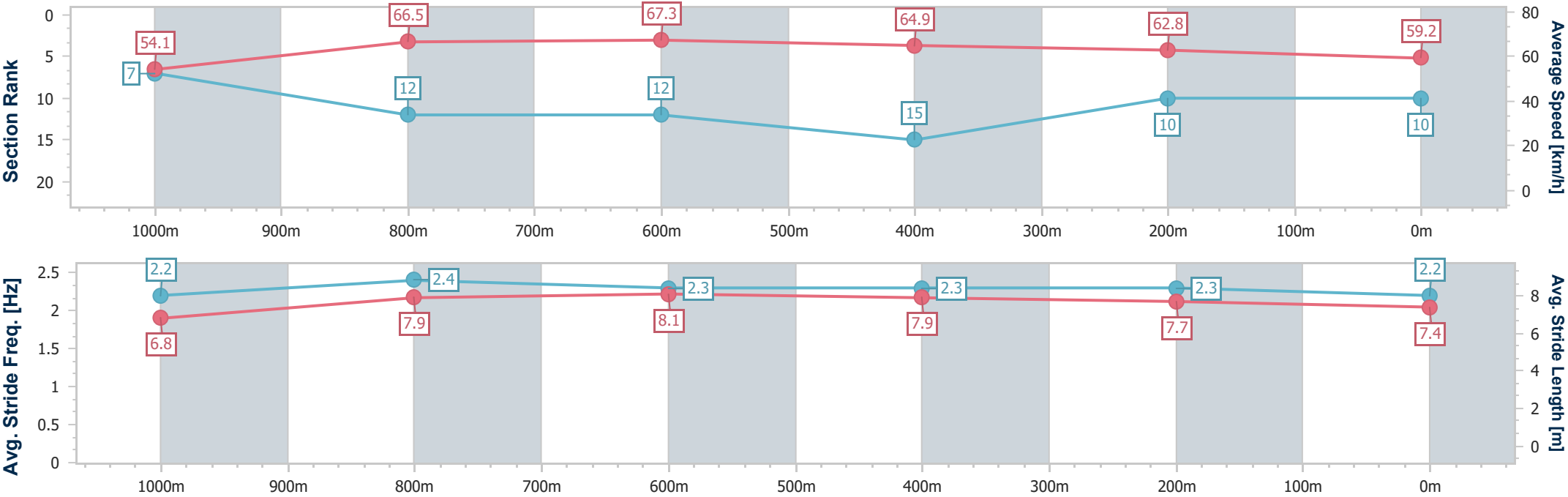
Aquis Park Gold CoastProfessional  
Race 2: GOLD COAST TURF CLUB MAGIC MILLIONS  
COUNTRY CUP (WEIGHTS RAISED 1KG) - 1200m



17 January 2026 - 13:06

Track Rating: Soft 5, Weather: Overcast, Rail Position: +2m Entire

Section	Overall	1000m	800m	600m	400m	200m							
Section Times	1:10.26 [10] (0:13.33)	0:56.93 [7] (0:11.03)	0:45.90 [12] (0:10.93)	0:34.97 [12] (0:11.31)	0:23.66 [15] (0:11.50)	0:12.16 [10] (0:12.16)							
Average Speed [km/h]	54.1	66.5	67.3	64.9	62.8	59.2							
Top Speed [km/h]	67.0	67.7	68.2	65.9	63.1	62.7							
Avg. Dist. to Rail [m]	7.1	4.6	5.3	3.3	4.0	5.5							
Avg. Stride Freq. [Hz]	2.2	2.4	2.3	2.3	2.3	2.2							
Avg. Stride Length [m]	6.8	7.9	8.1	7.9	7.7	7.4							





Horse/Jockey Name	Media Empire
Final Rank	11
Fastest Section Time (Section)	0:10.69 (1000m)
Top Speed [km/h] (Section)	67.8 (1000m)
Race State	Finished



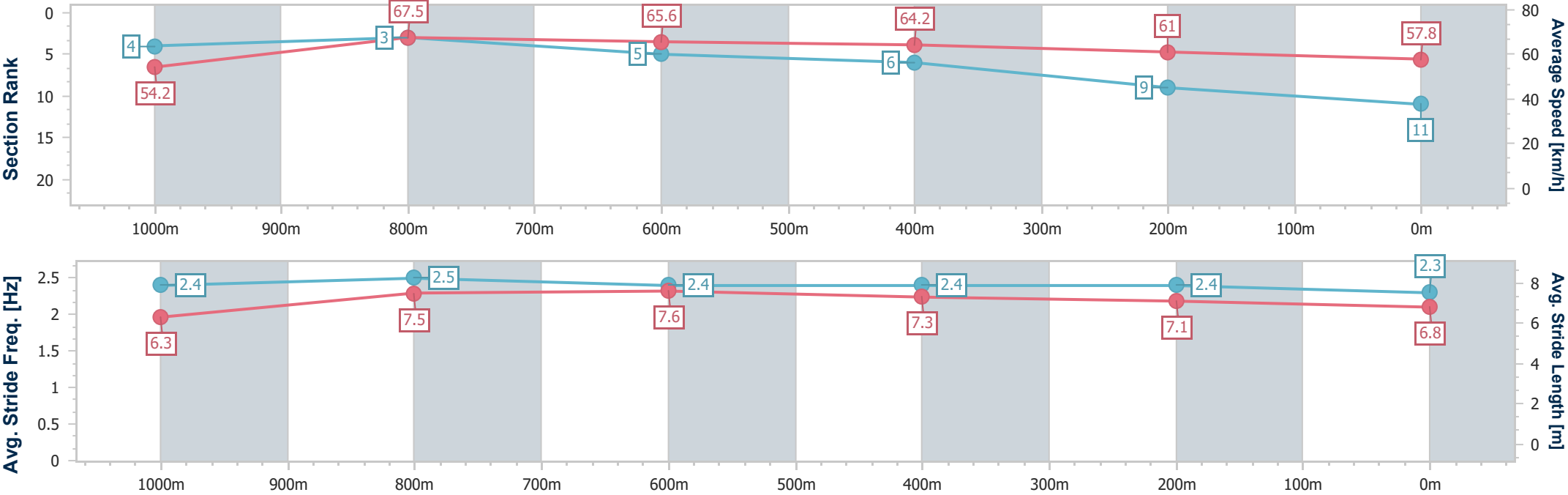
Aquis Park Gold CoastProfessional  
Race 2: GOLD COAST TURF CLUB MAGIC MILLIONS  
COUNTRY CUP (WEIGHTS RAISED 1KG) - 1200m



17 January 2026 - 13:06

Track Rating: Soft 5, Weather: Overcast, Rail Position: +2m Entire

Section	Overall	1000m	800m	600m	400m	200m							
Section Times	1:10.47 [11] (0:13.26)	0:57.21 [4] (0:10.69)	0:46.52 [3] (0:11.08)	0:35.44 [5] (0:11.22)	0:24.22 [6] (0:11.79)	0:12.43 [9] (0:12.43)							
Average Speed [km/h]	54.2	67.5	65.6	64.2	61.0	57.8							
Top Speed [km/h]	67.5	67.8	66.9	65.6	62.7	60.3							
Avg. Dist. to Rail [m]	0.7	0.9	1.8	0.5	0.5	0.5							
Avg. Stride Freq. [Hz]	2.4	2.5	2.4	2.4	2.4	2.3							
Avg. Stride Length [m]	6.3	7.5	7.6	7.3	7.1	6.8							





Horse/Jockey Name	Earl Of Bantry
Final Rank	12
Fastest Section Time (Section)	0:10.79 (1000m)
Top Speed [km/h] (Section)	68.6 (1000m)
Race State	Finished



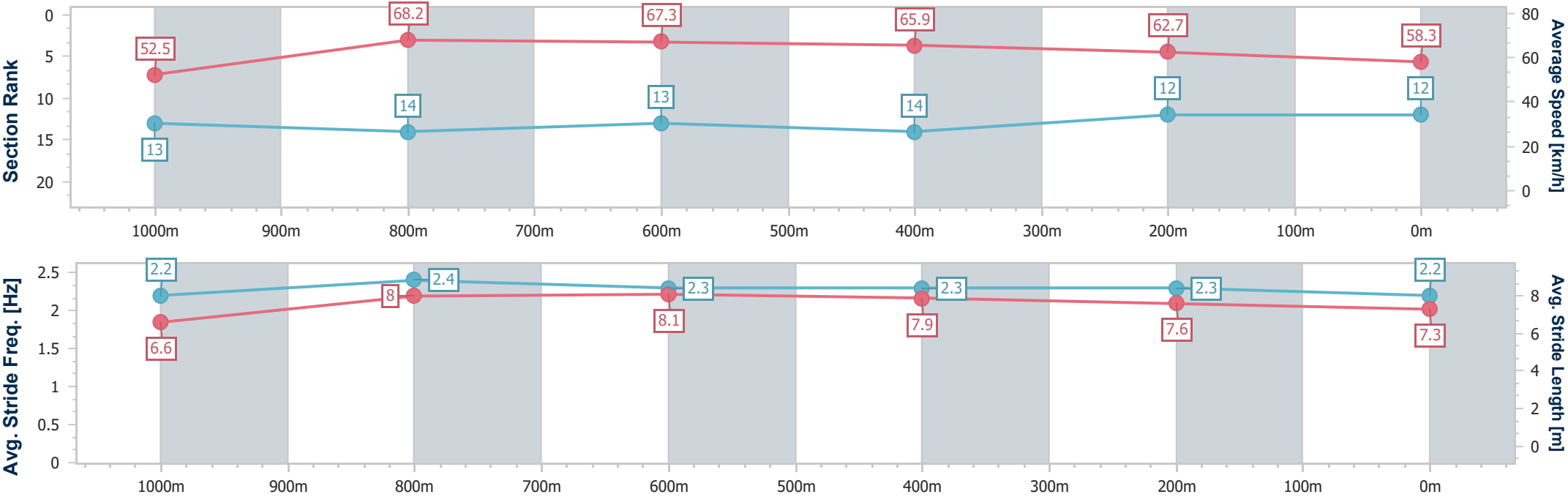
Aquis Park Gold CoastProfessional  
Race 2: GOLD COAST TURF CLUB MAGIC MILLIONS  
COUNTRY CUP (WEIGHTS RAISED 1KG) - 1200m



17 January 2026 - 13:06

Track Rating: Soft 5, Weather: Overcast, Rail Position: +2m Entire

Section	Overall	1000m	800m	600m	400m	200m								
Section Times	1:10.49 [12] (0:13.70)	0:56.79 [13] (0:10.79)	0:46.00 [14] (0:10.88)	0:35.12 [13] (0:11.21)	0:23.91 [14] (0:11.53)	0:12.38 [12] (0:12.38)								
Average Speed [km/h]	52.5	68.2	67.3	65.9	62.7	58.3								
Top Speed [km/h]	67.2	68.6	68.6	66.8	64.2	60.5								
Avg. Dist. to Rail [m]	11.6	4.6	4.7	4.5	6.3	6.3								
Avg. Stride Freq. [Hz]	2.2	2.4	2.3	2.3	2.3	2.2								
Avg. Stride Length [m]	6.6	8.0	8.1	7.9	7.6	7.3								





Horse/Jockey Name	Master Of Disguise
Final Rank	13
Fastest Section Time (Section)	0:10.57 (1000m)
Top Speed [km/h] (Section)	71.2 (1000m)
Race State	Finished



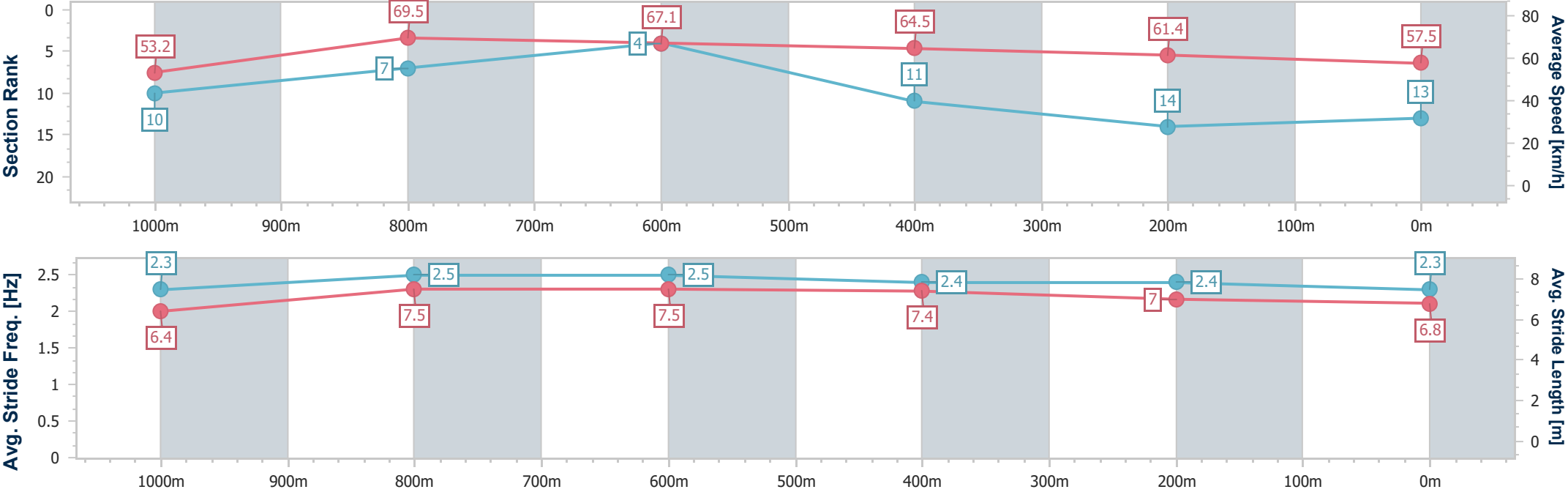
Aquis Park Gold CoastProfessional  
Race 2: GOLD COAST TURF CLUB MAGIC MILLIONS  
COUNTRY CUP (WEIGHTS RAISED 1KG) - 1200m



17 January 2026 - 13:06

Track Rating: Soft 5, Weather: Overcast, Rail Position: +2m Entire

Section	Overall	1000m	800m	600m	400m	200m							
Section Times	1:10.76 [13] (0:13.58)	0:57.18 [10] (0:10.57)	0:46.61 [7] (0:10.83)	0:35.78 [4] (0:11.47)	0:24.31 [11] (0:11.80)	0:12.51 [14] (0:12.51)							
Average Speed [km/h]	53.2	69.5	67.1	64.5	61.4	57.5							
Top Speed [km/h]	68.1	71.2	69.2	65.9	62.3	59.9							
Avg. Dist. to Rail [m]	10.4	4.4	3.7	4.2	5.1	5.3							
Avg. Stride Freq. [Hz]	2.3	2.5	2.5	2.4	2.4	2.3							
Avg. Stride Length [m]	6.4	7.5	7.5	7.4	7.0	6.8							





Horse/Jockey Name	King Gutho
Final Rank	14
Fastest Section Time (Section)	0:10.89 (800m)
Top Speed [km/h] (Section)	68.3 (800m)
Race State	Finished



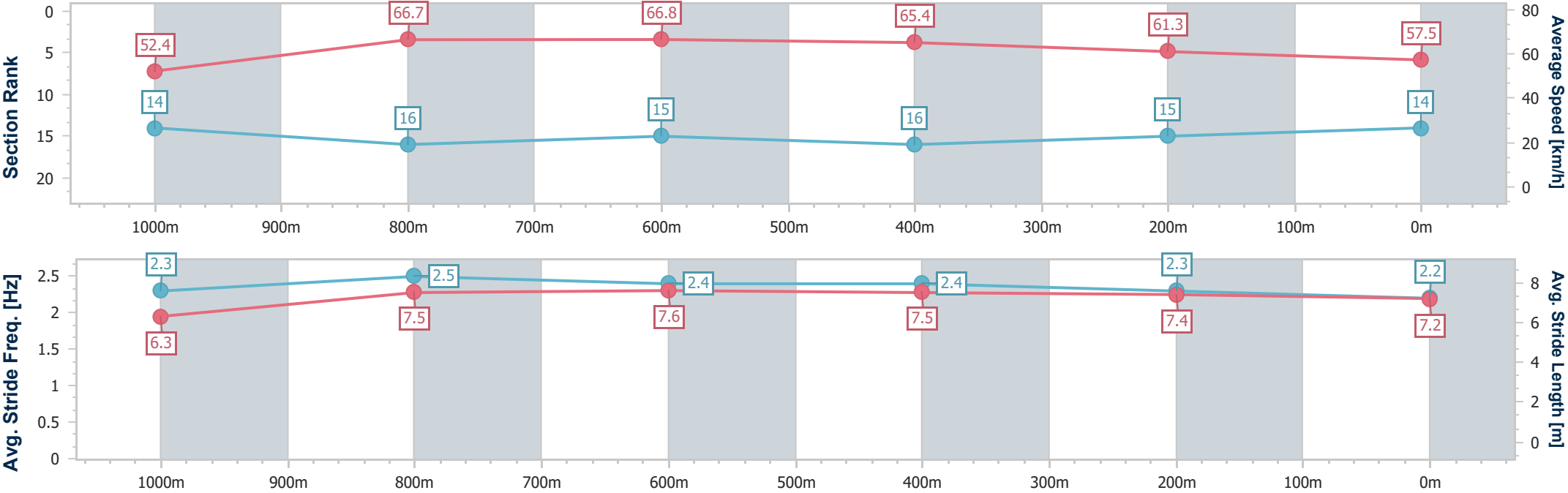
Aquis Park Gold CoastProfessional  
Race 2: GOLD COAST TURF CLUB MAGIC MILLIONS  
COUNTRY CUP (WEIGHTS RAISED 1KG) - 1200m



17 January 2026 - 13:06

Track Rating: Soft 5, Weather: Overcast, Rail Position: +2m Entire

Section	Overall	1000m	800m	600m	400m	200m							
Section Times	1:10.89 [14] (0:13.70)	0:57.19 [14] (0:10.90)	0:46.29 [16] (0:10.89)	0:35.40 [15] (0:11.14)	0:24.26 [16] (0:11.73)	0:12.53 [15] (0:12.53)							
Average Speed [km/h]	52.4	66.7	66.8	65.4	61.3	57.5							
Top Speed [km/h]	67.3	68.0	68.3	66.6	62.6	59.9							
Avg. Dist. to Rail [m]	6.3	2.3	2.4	1.7	1.9	2.1							
Avg. Stride Freq. [Hz]	2.3	2.5	2.4	2.4	2.3	2.2							
Avg. Stride Length [m]	6.3	7.5	7.6	7.5	7.4	7.2							





Horse/Jockey Name	Stratified
Final Rank	15
Fastest Section Time (Section)	0:10.68 (1000m)
Top Speed [km/h] (Section)	68.9 (1000m)
Race State	Finished



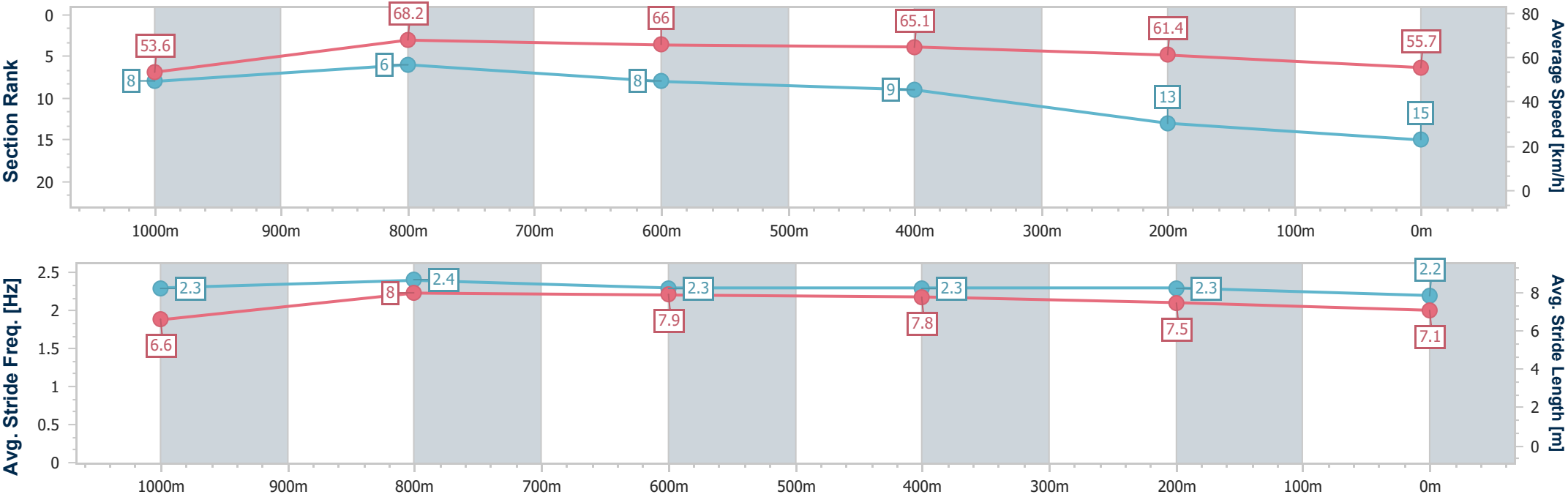
Aquis Park Gold CoastProfessional  
Race 2: GOLD COAST TURF CLUB MAGIC MILLIONS  
COUNTRY CUP (WEIGHTS RAISED 1KG) - 1200m



17 January 2026 - 13:06

Track Rating: Soft 5, Weather: Overcast, Rail Position: +2m Entire

Section	Overall	1000m	800m	600m	400m	200m							
Section Times	1:11.03 [15] (0:13.45)	0:57.58 [8] (0:10.68)	0:46.90 [6] (0:11.00)	0:35.90 [8] (0:11.20)	0:24.70 [9] (0:11.79)	0:12.91 [13] (0:12.91)							
Average Speed [km/h]	53.6	68.2	66.0	65.1	61.4	55.7							
Top Speed [km/h]	66.9	68.9	68.6	66.3	62.8	59.3							
Avg. Dist. to Rail [m]	4.4	2.6	2.7	2.4	3.1	3.7							
Avg. Stride Freq. [Hz]	2.3	2.4	2.3	2.3	2.3	2.2							
Avg. Stride Length [m]	6.6	8.0	7.9	7.8	7.5	7.1							





Horse/Jockey Name	Jemeldi
Final Rank	16
Fastest Section Time (Section)	0:10.59 (1000m)
Top Speed [km/h] (Section)	71.0 (1000m)
Race State	Finished



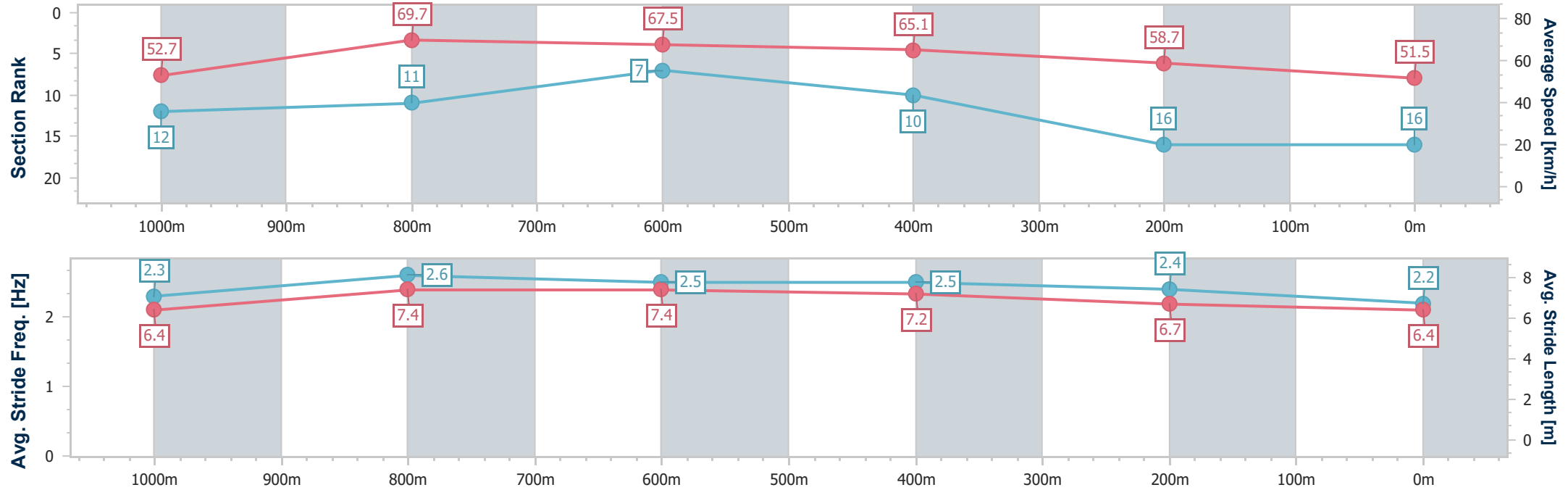
Aquis Park Gold CoastProfessional  
Race 2: GOLD COAST TURF CLUB MAGIC MILLIONS  
COUNTRY CUP (WEIGHTS RAISED 1KG) - 1200m



17 January 2026 - 13:06

Track Rating: Soft 5, Weather: Overcast, Rail Position: +2m Entire

Section	Overall	1000m	800m	600m	400m	200m							
Section Times	1:12.61 [16] (0:13.68)	0:58.93 [12] (0:10.59)	0:48.34 [11] (0:10.80)	0:37.54 [7] (0:11.27)	0:26.27 [10] (0:12.29)	0:13.98 [16] (0:13.98)							
Average Speed [km/h]	52.7	69.7	67.5	65.1	58.7	51.5							
Top Speed [km/h]	69.9	71.0	68.9	67.3	61.5	58.1							
Avg. Dist. to Rail [m]	12.6	5.8	4.3	2.7	3.8	2.8							
Avg. Stride Freq. [Hz]	2.3	2.6	2.5	2.5	2.4	2.2							
Avg. Stride Length [m]	6.4	7.4	7.4	7.2	6.7	6.4							



- [ ] Ranking at each section and finish
- .-.- No data available at this section
- NA No data available



**Aquis Park Gold Coast Professional**  
**Race 3: THE STAR GOLD COAST MAGIC MILLIONS THE DEBUT 2YO**  
**PLATE - 1000m**  
**17 January 2026 - 13:42**



Track Rating: Soft 5, Weather: Overcast, Rail Position: +2m Entire

Section						Overall	800m	600m	400m	200m			Last 600m
Field Times						0:56.31 (0:12.80)	0:43.51 (0:10.14)	0:33.37 (0:10.84)	0:22.53 (0:10.94)	0:11.59 (0:11.59)			0:33.37
Rank	TAB	Horse/Jockey	Barrier	Top Speed [km/h]	Fastest Section						Margin		Distance Travelled [m]
1	7	TOORAK JEWEL	2	72.7	0:10.08	0:56.31 [1]	0:43.39 [2]	0:33.31 [2]	0:22.53 [1]	0:11.59 [1]	0:56.31	0:33.31	
		James McDonald		800m	800m	(0:12.92)	(0:10.08)	(0:10.78)	(0:10.94)	(0:11.59)			
2	6	LADY MOSCATO	10	71.8	0:10.23	0:56.56 [2]	0:43.20 [7]	0:32.97 [8]	0:22.33 [8]	0:11.41 [2]	1.44L	0:32.97	+6
		Rachel King		800m	800m	(0:13.36)	(0:10.23)	(0:10.64)	(0:10.92)	(0:11.41)			
3	5	DOLLY BOOM	7	71.2	0:10.33	0:56.68 [3]	0:43.27 [8]	0:32.94 [9]	0:22.21 [10]	0:11.25 [4]	2.14L	0:32.94	+3
		Tommy Berry		800m	800m	(0:13.41)	(0:10.33)	(0:10.73)	(0:10.96)	(0:11.25)			
4	12	CASCADING	5	72.4	0:10.24	0:57.18 [4]	0:44.19 [4]	0:33.95 [5]	0:23.27 [3]	0:12.03 [3]	5.12L	0:33.95	+8
		Angela Jones		800m	800m	(0:12.99)	(0:10.24)	(0:10.68)	(0:11.24)	(0:12.03)			
5	9	CHERRY BOMSHELL	4	72.4	0:09.96	0:57.19 [5]	0:43.97 [6]	0:34.01 [3]	0:23.09 [6]	0:11.63 [9]	5.15L	0:34.01	+2
		Zac Lloyd		800m	800m	(0:13.22)	(0:09.96)	(0:10.92)	(0:11.46)	(0:11.63)			
6	3	TENGUN TOMMY	9	71.5	0:10.22	0:57.32 [6]	0:43.68 [10]	0:33.46 [10]	0:22.95 [9]	0:11.81 [6]	5.96L	0:33.46	+1
		Ben Thompson		800m	800m	(0:13.64)	(0:10.22)	(0:10.51)	(0:11.14)	(0:11.81)			
7	1	IT'S ALLABOUT ME	11	71.6	0:10.28	0:57.78 [7]	0:44.10 [11]	0:33.82 [11]	0:23.09 [11]	0:11.97 [11]	8.67L	0:33.82	+3
		Cejay Graham		800m	800m	(0:13.68)	(0:10.28)	(0:10.73)	(0:11.12)	(0:11.97)			
8	11	SHE'S HOTSTUFF	8	73.1	0:10.10	0:58.26 [8]	0:44.81 [9]	0:34.71 [7]	0:24.04 [7]	0:12.73 [7]	11.48L	0:34.71	+4
		Mark Du Plessis		800m	800m	(0:13.45)	(0:10.10)	(0:10.67)	(0:11.31)	(0:12.73)			
9	8	WARREGO RIVER	1	72.0	0:10.14	0:58.45 [9]	0:45.65 [1]	0:35.51 [1]	0:24.56 [2]	0:13.00 [5]	12.57L	0:35.51	+2
		Craig Williams		800m	800m	(0:12.80)	(0:10.14)	(0:10.95)	(0:11.56)	(0:13.00)			
10	4	WENDELL	6	71.6	0:10.19	0:58.64 [10]	0:45.50 [5]	0:35.31 [6]	0:24.64 [4]	0:13.08 [8]	13.72L	0:35.31	+6
		Adam Hyeronimus		800m	800m	(0:13.14)	(0:10.19)	(0:10.67)	(0:11.56)	(0:13.08)			

Scratched: Sweet Rebellion (#10)

Report Created: Sat 17 January 2026 14:00 GMT+1 (Note: Timing is based on position data)

Page 1/13

[ ] Ranking at each section and finish  
-:-:- No data available at this section  
NA No data available

SCN Saddle cloth number  
DNF Did not finish  
DNT Did not track

data processed by  TRIPLESDATA



**Aquis Park Gold Coast Professional**  
**Race 3: THE STAR GOLD COAST MAGIC MILLIONS THE DEBUT 2YO**  
**PLATE - 1000m**  
**17 January 2026 - 13:42**



Track Rating: Soft 5, Weather: Overcast, Rail Position: +2m Entire

Section						Overall	800m	600m	400m	200m	Last 600m		
Field Times						0:56.31 (0:12.80)	0:43.51 (0:10.14)	0:33.37 (0:10.84)	0:22.53 (0:10.94)	0:11.59 (0:11.59)	0:33.37		
Rank	TAB	Horse/Jockey	Barrier	Top Speed [km/h]	Fastest Section							Margin	Distance Travelled [m]
11	2	PROFIT IN PARADISE	3	71.2	0:10.23	0:58.68 [11]	0:45.70 [3]	0:35.47 [4]	0:24.67 [5]	0:13.02 [10]	13.96L	0:35.47	+2
		Michael Rodd		800m	800m	(0:12.98)	(0:10.23)	(0:10.80)	(0:11.65)	(0:13.02)			

Scratched: Sweet Rebellion (#10)



Horse/Jockey Name	Toorak Jewel
Final Rank	1
Fastest Section Time (Section)	0:10.08 (800m)
Top Speed [km/h] (Section)	72.7 (800m)
Race State	Finished



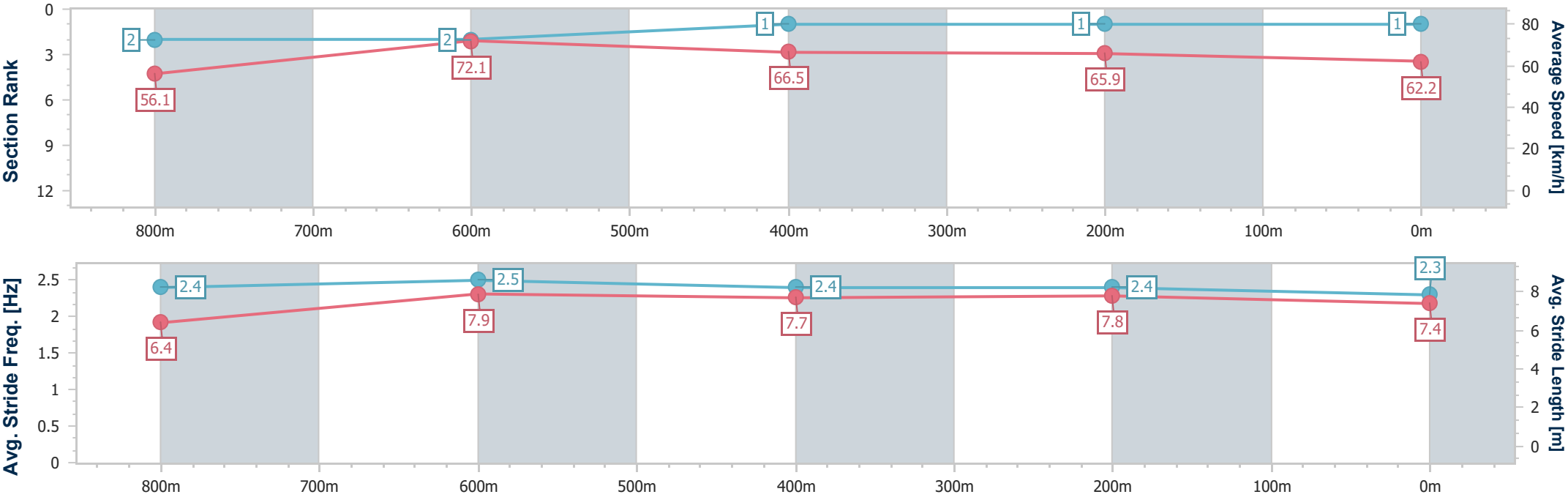
Aquis Park Gold CoastProfessional  
Race 3: THE STAR GOLD COAST MAGIC MILLIONS THE  
DEBUT 2YO PLATE - 1000m



17 January 2026 - 13:42

Track Rating: Soft 5, Weather: Overcast, Rail Position: +2m Entire

Section	Overall	800m	600m	400m	200m										
Section Times	0:56.31 [1] (0:12.92)	0:43.39 [2] (0:10.08)	0:33.31 [2] (0:10.78)	0:22.53 [1] (0:10.94)	0:11.59 [1] (0:11.59)										
Average Speed [km/h]	56.1	72.1	66.5	65.9	62.2										
Top Speed [km/h]	72.0	72.7	70.5	67.0	64.9										
Avg. Dist. to Rail [m]	5.5	2.2	0.2	0.4	0.4										
Avg. Stride Freq. [Hz]	2.4	2.5	2.4	2.4	2.3										
Avg. Stride Length [m]	6.4	7.9	7.7	7.8	7.4										





Horse/Jockey Name	Lady Moscato
Final Rank	2
Fastest Section Time (Section)	0:10.23 (800m)
Top Speed [km/h] (Section)	71.8 (800m)
Race State	Finished



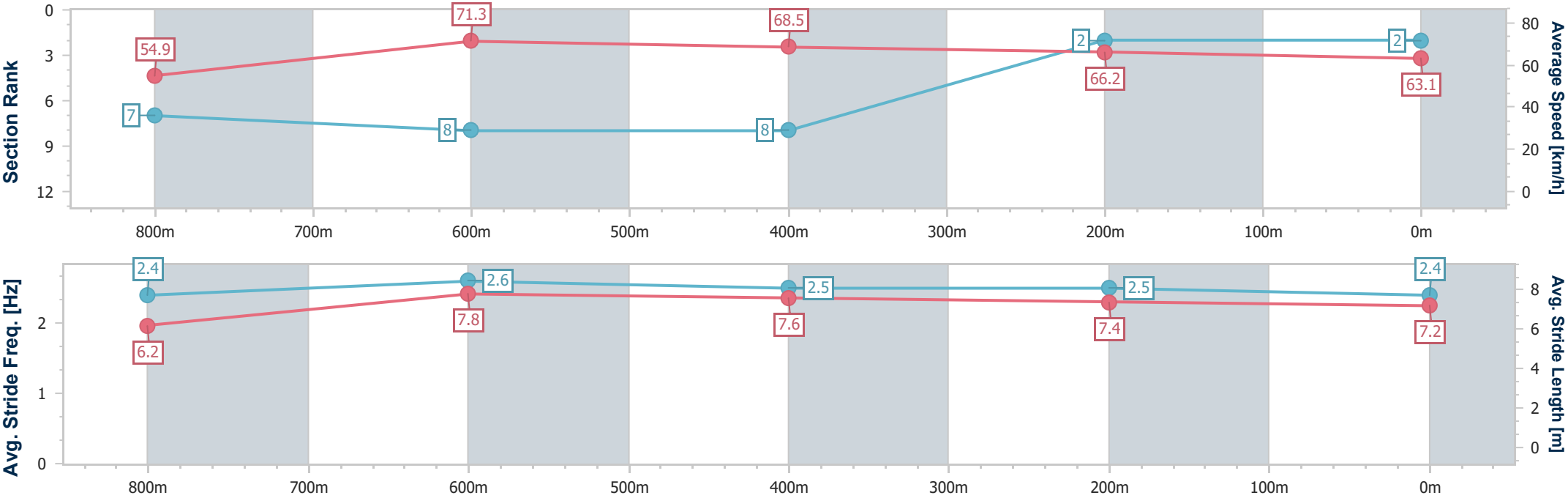
Aquis Park Gold CoastProfessional  
Race 3: THE STAR GOLD COAST MAGIC MILLIONS THE  
DEBUT 2YO PLATE - 1000m



17 January 2026 - 13:42

Track Rating: Soft 5, Weather: Overcast, Rail Position: +2m Entire

Section	Overall	800m	600m	400m	200m														
Section Times	0:56.56 [2] (0:13.36)	0:43.20 [7] (0:10.23)	0:32.97 [8] (0:10.64)	0:22.33 [8] (0:10.92)	0:11.41 [2] (0:11.41)														
Average Speed [km/h]	54.9	71.3	68.5	66.2	63.1														
Top Speed [km/h]	70.2	71.8	71.6	68.2	64.4														
Avg. Dist. to Rail [m]	12.6	2.6	2.2	5.0	4.5														
Avg. Stride Freq. [Hz]	2.4	2.6	2.5	2.5	2.4														
Avg. Stride Length [m]	6.2	7.8	7.6	7.4	7.2														



- [ ] Ranking at each section and finish
- .-.- No data available at this section
- NA No data available



Horse/Jockey Name	Dolly Boom
Final Rank	3
Fastest Section Time (Section)	0:10.33 (800m)
Top Speed [km/h] (Section)	71.2 (800m)
Race State	Finished



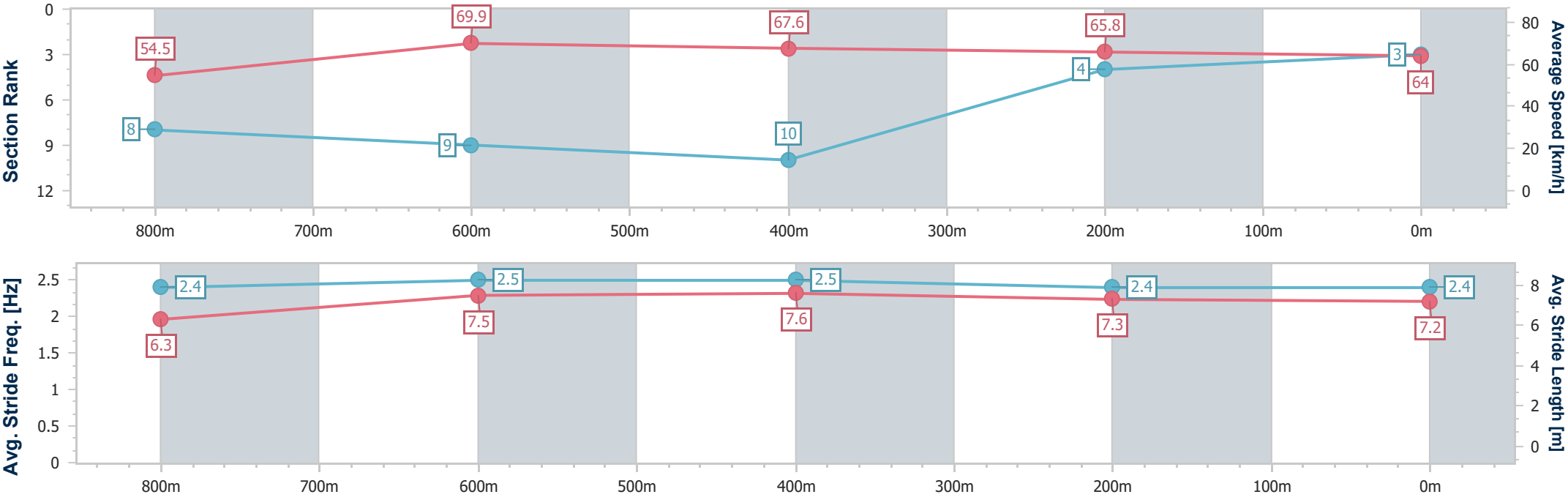
Aquis Park Gold CoastProfessional  
Race 3: THE STAR GOLD COAST MAGIC MILLIONS THE  
DEBUT 2YO PLATE - 1000m



17 January 2026 - 13:42

Track Rating: Soft 5, Weather: Overcast, Rail Position: +2m Entire

Section	Overall	800m	600m	400m	200m														
Section Times	0:56.68 [3] (0:13.41)	0:43.27 [8] (0:10.33)	0:32.94 [9] (0:10.73)	0:22.21 [10] (0:10.96)	0:11.25 [4] (0:11.25)														
Average Speed [km/h]	54.5	69.9	67.6	65.8	64.0														
Top Speed [km/h]	68.9	71.2	68.2	66.2	65.2														
Avg. Dist. to Rail [m]	10.5	1.2	1.1	3.7	6.0														
Avg. Stride Freq. [Hz]	2.4	2.5	2.5	2.4	2.4														
Avg. Stride Length [m]	6.3	7.5	7.6	7.3	7.2														



- [ ] Ranking at each section and finish
- .-.- No data available at this section
- NA No data available



Horse/Jockey Name	Cascading
Final Rank	4
Fastest Section Time (Section)	0:10.24 (800m)
Top Speed [km/h] (Section)	72.4 (800m)
Race State	Finished



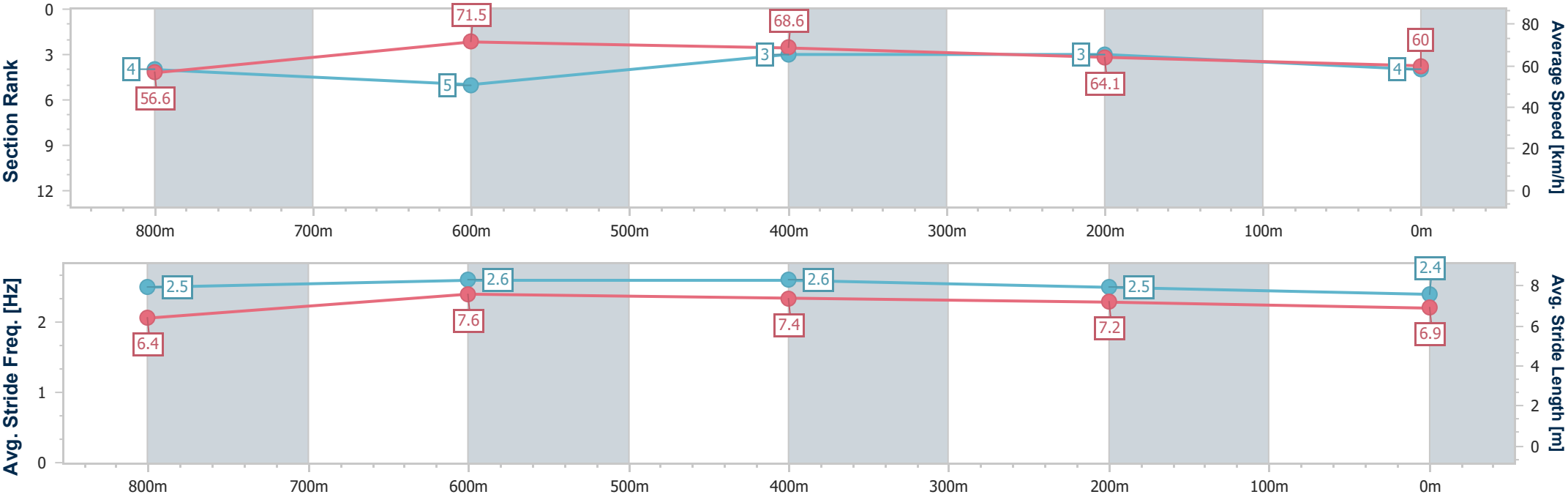
Aquis Park Gold CoastProfessional  
Race 3: THE STAR GOLD COAST MAGIC MILLIONS THE  
DEBUT 2YO PLATE - 1000m



17 January 2026 - 13:42

Track Rating: Soft 5, Weather: Overcast, Rail Position: +2m Entire

Section	Overall	800m	600m	400m	200m										
Section Times	0:57.18 [4] (0:12.99)	0:44.19 [4] (0:10.24)	0:33.95 [5] (0:10.68)	0:23.27 [3] (0:11.24)	0:12.03 [3] (0:12.03)										
Average Speed [km/h]	56.6	71.5	68.6	64.1	60.0										
Top Speed [km/h]	71.7	72.4	71.3	65.8	62.4										
Avg. Dist. to Rail [m]	11.1	4.3	2.9	3.1	4.0										
Avg. Stride Freq. [Hz]	2.5	2.6	2.6	2.5	2.4										
Avg. Stride Length [m]	6.4	7.6	7.4	7.2	6.9										



- [ ] Ranking at each section and finish
- .-.- No data available at this section
- NA No data available



Horse/Jockey Name	Cherry Bomshell
Final Rank	5
Fastest Section Time (Section)	0:09.96 (800m)
Top Speed [km/h] (Section)	72.4 (800m)
Race State	Finished



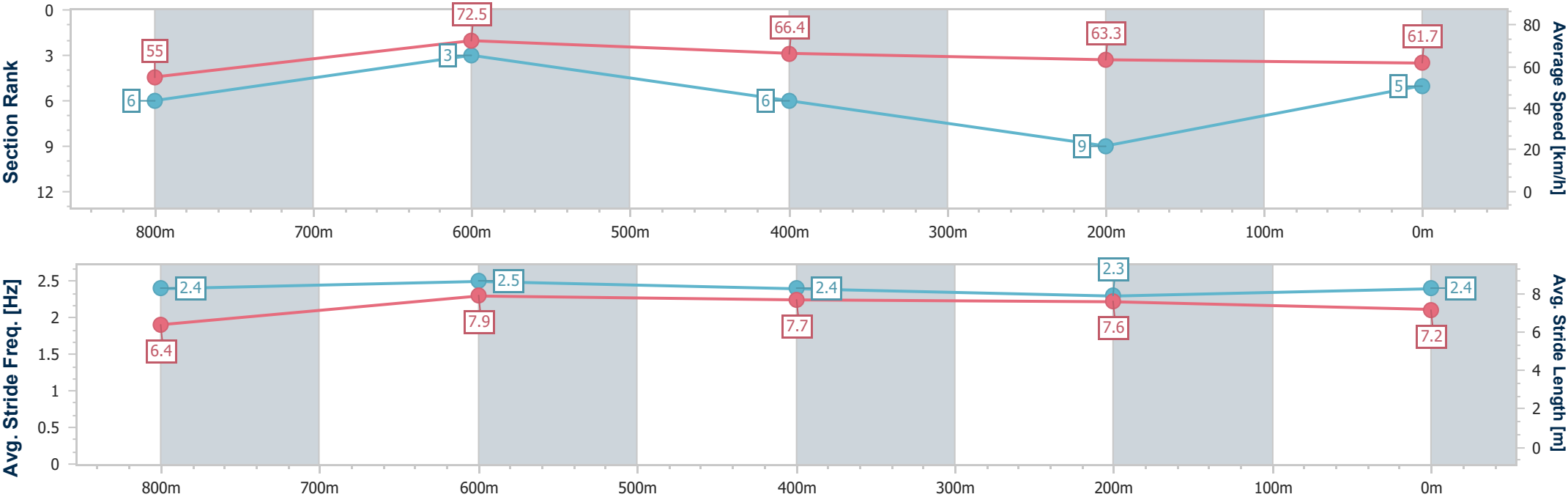
Aquis Park Gold CoastProfessional  
Race 3: THE STAR GOLD COAST MAGIC MILLIONS THE  
DEBUT 2YO PLATE - 1000m



17 January 2026 - 13:42

Track Rating: Soft 5, Weather: Overcast, Rail Position: +2m Entire

Section	Overall	800m	600m	400m	200m														
Section Times	0:57.19 [5] (0:13.22)	0:43.97 [6] (0:09.96)	0:34.01 [3] (0:10.92)	0:23.09 [6] (0:11.46)	0:11.63 [9] (0:11.63)														
Average Speed [km/h]	55.0	72.5	66.4	63.3	61.7														
Top Speed [km/h]	71.5	72.4	70.3	64.9	63.1														
Avg. Dist. to Rail [m]	7.3	1.6	1.6	2.3	2.0														
Avg. Stride Freq. [Hz]	2.4	2.5	2.4	2.3	2.4														
Avg. Stride Length [m]	6.4	7.9	7.7	7.6	7.2														





Horse/Jockey Name	Tengun Tommy
Final Rank	6
Fastest Section Time (Section)	0:10.22 (800m)
Top Speed [km/h] (Section)	71.5 (800m)
Race State	Finished



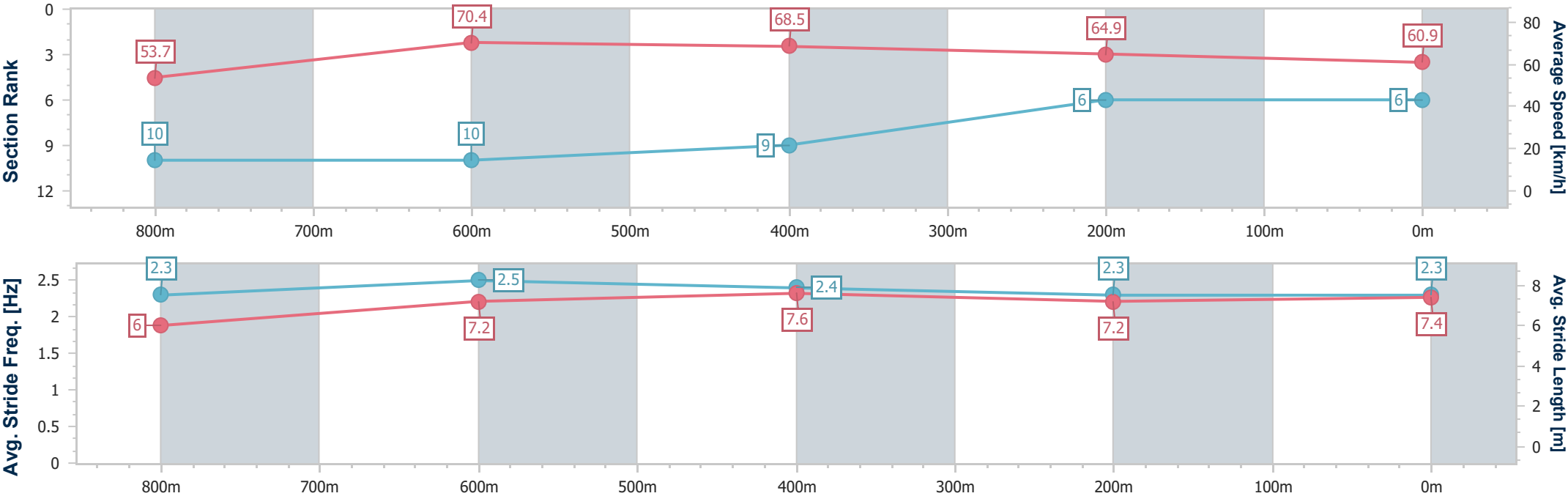
Aquis Park Gold CoastProfessional  
Race 3: THE STAR GOLD COAST MAGIC MILLIONS THE  
DEBUT 2YO PLATE - 1000m



17 January 2026 - 13:42

Track Rating: Soft 5, Weather: Overcast, Rail Position: +2m Entire

Section	Overall	800m	600m	400m	200m														
Section Times	0:57.32 [6] (0:13.64)	0:43.68 [10] (0:10.22)	0:33.46 [10] (0:10.51)	0:22.95 [9] (0:11.14)	0:11.81 [6] (0:11.81)														
Average Speed [km/h]	53.7	70.4	68.5	64.9	60.9														
Top Speed [km/h]	70.0	71.5	69.0	66.4	62.9														
Avg. Dist. to Rail [m]	12.0	0.7	0.6	3.4	6.4														
Avg. Stride Freq. [Hz]	2.3	2.5	2.4	2.3	2.3														
Avg. Stride Length [m]	6.0	7.2	7.6	7.2	7.4														





Horse/Jockey Name	It's Allabout Me
Final Rank	7
Fastest Section Time (Section)	0:10.28 (800m)
Top Speed [km/h] (Section)	71.6 (800m)
Race State	Finished



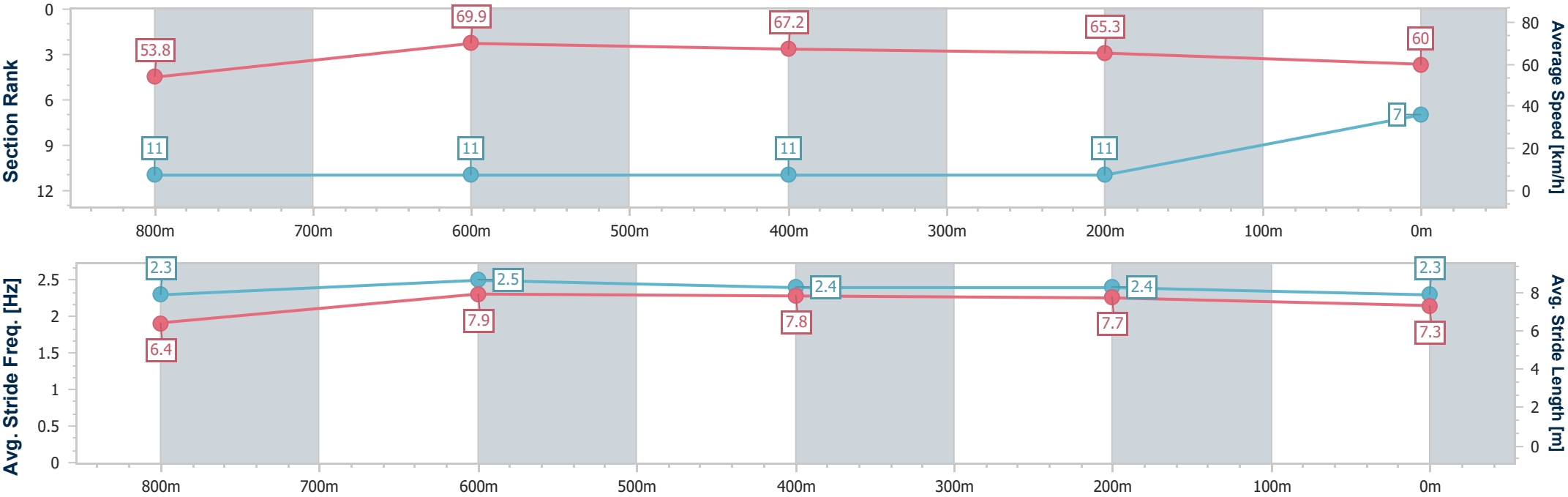
Aquis Park Gold CoastProfessional  
Race 3: THE STAR GOLD COAST MAGIC MILLIONS THE  
DEBUT 2YO PLATE - 1000m



17 January 2026 - 13:42

Track Rating: Soft 5, Weather: Overcast, Rail Position: +2m Entire

Section	Overall	800m	600m	400m	200m										
Section Times	0:57.78 [7] (0:13.68)	0:44.10 [11] (0:10.28)	0:33.82 [11] (0:10.73)	0:23.09 [11] (0:11.12)	0:11.97 [11] (0:11.97)										
Average Speed [km/h]	53.8	69.9	67.2	65.3	60.0										
Top Speed [km/h]	69.2	71.6	68.4	66.9	63.3										
Avg. Dist. to Rail [m]	12.3	0.6	1.0	5.6	8.4										
Avg. Stride Freq. [Hz]	2.3	2.5	2.4	2.4	2.3										
Avg. Stride Length [m]	6.4	7.9	7.8	7.7	7.3										



- [ ] Ranking at each section and finish
- .-.- No data available at this section
- NA No data available



Horse/Jockey Name	She's Hotstuff
Final Rank	8
Fastest Section Time (Section)	0:10.10 (800m)
Top Speed [km/h] (Section)	73.1 (800m)
Race State	Finished



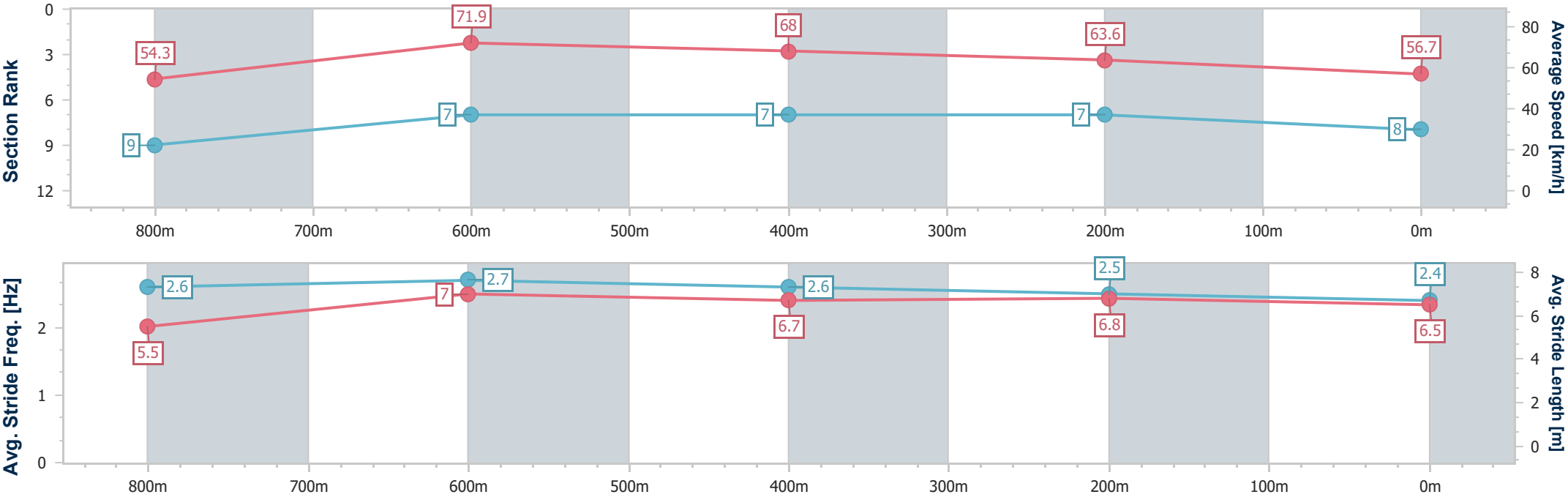
Aquis Park Gold CoastProfessional  
Race 3: THE STAR GOLD COAST MAGIC MILLIONS THE  
DEBUT 2YO PLATE - 1000m



17 January 2026 - 13:42

Track Rating: Soft 5, Weather: Overcast, Rail Position: +2m Entire

Section	Overall	800m	600m	400m	200m										
Section Times	0:58.26 [8] (0:13.45)	0:44.81 [9] (0:10.10)	0:34.71 [7] (0:10.67)	0:24.04 [7] (0:11.31)	0:12.73 [7] (0:12.73)										
Average Speed [km/h]	54.3	71.9	68.0	63.6	56.7										
Top Speed [km/h]	72.2	73.1	69.8	65.1	60.9										
Avg. Dist. to Rail [m]	10.9	2.4	1.9	1.1	1.3										
Avg. Stride Freq. [Hz]	2.6	2.7	2.6	2.5	2.4										
Avg. Stride Length [m]	5.5	7.0	6.7	6.8	6.5										



- [ ] Ranking at each section and finish
- .-.- No data available at this section
- NA No data available



Horse/Jockey Name	Warrego River
Final Rank	9
Fastest Section Time (Section)	0:10.14 (800m)
Top Speed [km/h] (Section)	72.0 (800m)
Race State	Finished



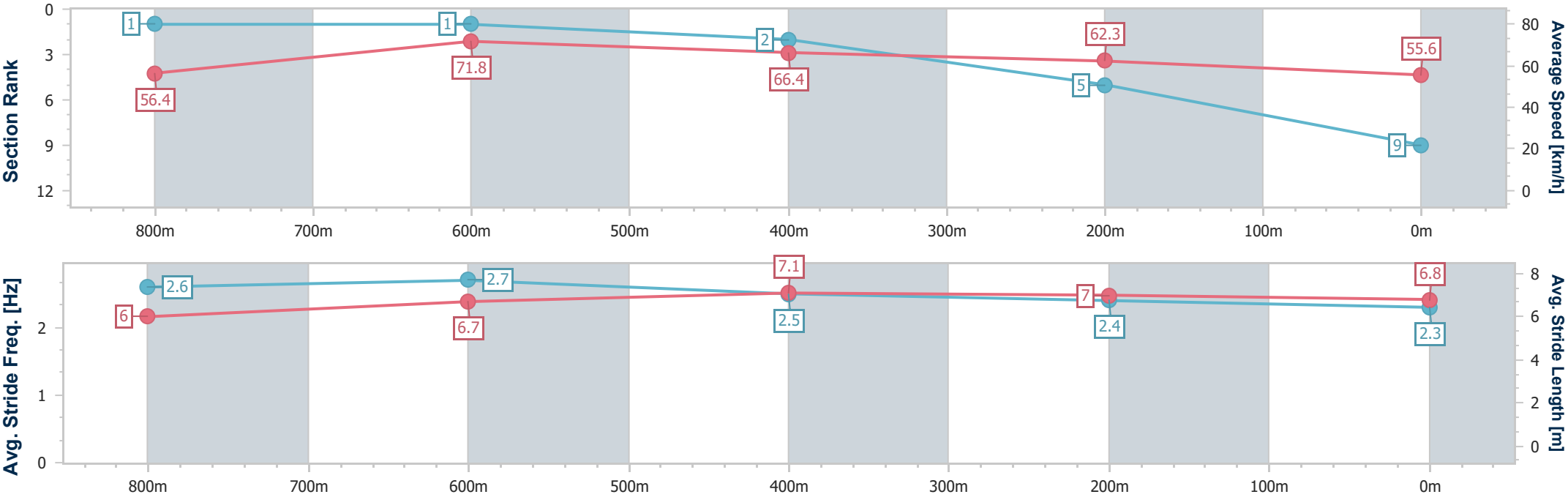
Aquis Park Gold CoastProfessional  
Race 3: THE STAR GOLD COAST MAGIC MILLIONS THE  
DEBUT 2YO PLATE - 1000m



17 January 2026 - 13:42

Track Rating: Soft 5, Weather: Overcast, Rail Position: +2m Entire

Section	Overall	800m	600m	400m	200m										
Section Times	0:58.45 [9] (0:12.80)	0:45.65 [1] (0:10.14)	0:35.51 [1] (0:10.95)	0:24.56 [2] (0:11.56)	0:13.00 [5] (0:13.00)										
Average Speed [km/h]	56.4	71.8	66.4	62.3	55.6										
Top Speed [km/h]	71.7	72.0	67.3	63.7	60.6										
Avg. Dist. to Rail [m]	5.0	2.4	2.2	1.6	2.4										
Avg. Stride Freq. [Hz]	2.6	2.7	2.5	2.4	2.3										
Avg. Stride Length [m]	6.0	6.7	7.1	7.0	6.8										





Horse/Jockey Name	Wendell
Final Rank	10
Fastest Section Time (Section)	0:10.19 (800m)
Top Speed [km/h] (Section)	71.6 (800m)
Race State	Finished



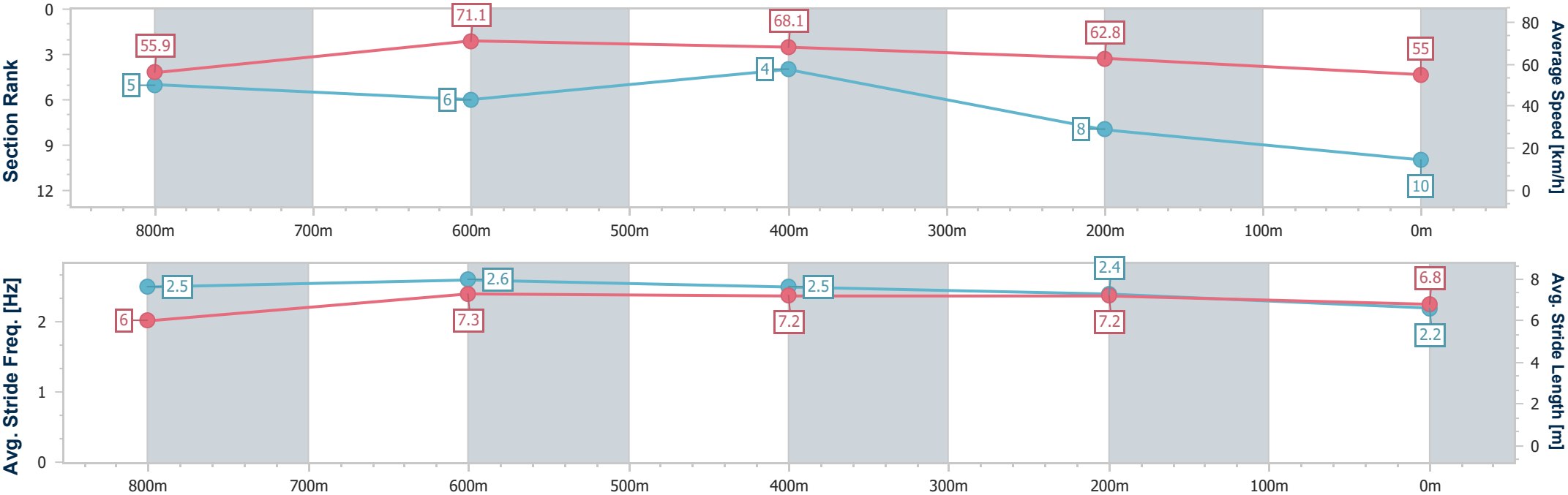
Aquis Park Gold CoastProfessional  
Race 3: THE STAR GOLD COAST MAGIC MILLIONS THE  
DEBUT 2YO PLATE - 1000m



17 January 2026 - 13:42

Track Rating: Soft 5, Weather: Overcast, Rail Position: +2m Entire

Section	Overall	800m	600m	400m	200m														
Section Times	0:58.64 [10] (0:13.14)	0:45.50 [5] (0:10.19)	0:35.31 [6] (0:10.67)	0:24.64 [4] (0:11.56)	0:13.08 [8] (0:13.08)														
Average Speed [km/h]	55.9	71.1	68.1	62.8	55.0														
Top Speed [km/h]	70.1	71.6	69.5	65.8	58.8														
Avg. Dist. to Rail [m]	10.1	1.8	2.1	3.4	5.0														
Avg. Stride Freq. [Hz]	2.5	2.6	2.5	2.4	2.2														
Avg. Stride Length [m]	6.0	7.3	7.2	7.2	6.8														





Horse/Jockey Name	Profit In Paradise
Final Rank	11
Fastest Section Time (Section)	0:10.23 (800m)
Top Speed [km/h] (Section)	71.2 (800m)
Race State	Finished



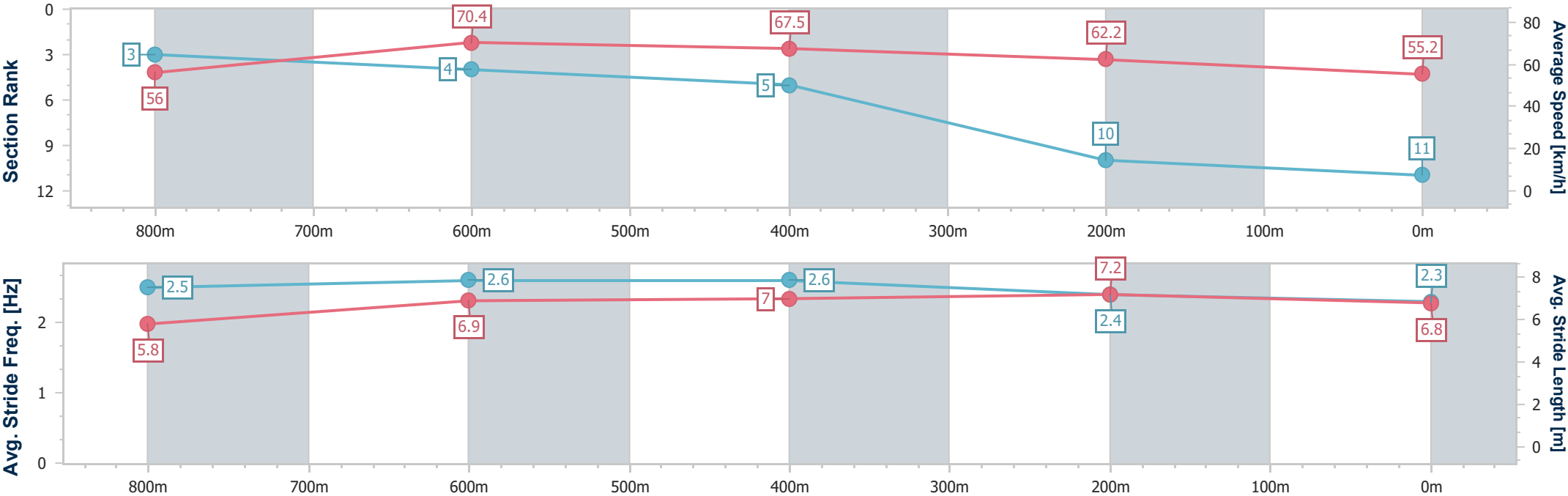
Aquis Park Gold CoastProfessional  
Race 3: THE STAR GOLD COAST MAGIC MILLIONS THE  
DEBUT 2YO PLATE - 1000m



17 January 2026 - 13:42

Track Rating: Soft 5, Weather: Overcast, Rail Position: +2m Entire

Section	Overall	800m	600m	400m	200m										
Section Times	0:58.68 [11] (0:12.98)	0:45.70 [3] (0:10.23)	0:35.47 [4] (0:10.80)	0:24.67 [5] (0:11.65)	0:13.02 [10] (0:13.02)										
Average Speed [km/h]	56.0	70.4	67.5	62.2	55.2										
Top Speed [km/h]	71.1	71.2	70.5	64.4	59.2										
Avg. Dist. to Rail [m]	6.2	1.4	2.3	3.7	4.3										
Avg. Stride Freq. [Hz]	2.5	2.6	2.6	2.4	2.3										
Avg. Stride Length [m]	5.8	6.9	7.0	7.2	6.8										



- [ ] Ranking at each section and finish
- .-.- No data available at this section
- NA No data available



**Aquis Park Gold Coast Professional**  
**Race 4: QUEENSLAND MAGIC MILLIONS SUBZERO - 2200m**  
**17 January 2026 - 14:16**



Track Rating: Good 4, Weather: Overcast, Rail Position: +2m Entire

Section		Field Times			Overall	2000m	1800m	1600m	1400m	1200m	1000m	Last 600m		
					2:13.50 (0:13.84)	1:59.66 (0:11.27)	1:48.39 (0:11.40)	1:36.99 (0:11.56)	1:25.43 (0:11.99)	1:13.44 (0:12.50)	1:00.94 (0:12.56)	0:36.19		
Rank	TAB	Horse/Jockey	Barrier	Top Speed [km/h]	Fastest Section									Distance Travelled [m]
1	6	SNITZANOVA	13	65.3	0:11.25	2:13.50 [1]	1:58.84 [11]	1:47.28 [11]	1:35.16 [11]	1:22.93 [12]	1:10.62 [12]	0:58.39 [11]	0:34.96	
		Zac Lloyd		800m	800m	(0:14.66)	(0:11.56)	(0:12.12)	(0:12.23)	(0:12.31)	(0:12.23)	(0:12.18)		
2	5	YOU WAHNG	9	65.6	0:11.40	2:13.72 [2]	1:59.14 [9]	1:47.70 [9]	1:35.66 [8]	1:23.45 [9]	1:11.15 [9]	0:58.86 [9]	0:35.31	+1
		Tommy Berry		600m	800m	(0:14.58)	(0:11.44)	(0:12.04)	(0:12.21)	(0:12.30)	(0:12.29)	(0:12.15)		
3	1	MISS JOELENE	11	65.4	0:11.26	2:13.92 [3]	1:59.11 [13]	1:47.46 [14]	1:35.32 [14]	1:23.11 [15]	1:10.76 [15]	0:58.60 [14]	0:35.13	-1
		Cejay Graham		600m	800m	(0:14.81)	(0:11.65)	(0:12.14)	(0:12.21)	(0:12.35)	(0:12.16)	(0:12.21)		
4	2	MAJOR BEEL	1	65.0	0:11.34	2:14.17 [4]	2:00.14 [4]	1:48.80 [4]	1:37.00 [4]	1:24.72 [4]	1:12.64 [3]	1:00.32 [3]	0:36.29	-7
		Tim Clark		2000m	2000m	(0:14.03)	(0:11.34)	(0:11.80)	(0:12.28)	(0:12.08)	(0:12.32)	(0:12.42)		
5	7	WYMARK	7	64.9	0:11.36	2:14.32 [5]	2:00.39 [2]	1:48.91 [5]	1:36.93 [5]	1:24.68 [5]	1:12.48 [5]	1:00.08 [5]	0:36.54	+2
		Craig Williams		2000m	800m	(0:13.93)	(0:11.48)	(0:11.98)	(0:12.25)	(0:12.20)	(0:12.40)	(0:12.18)		
6	11	SLY BOOTS	14	65.8	0:11.33	2:14.39 [6]	1:59.65 [12]	1:48.03 [12]	1:35.96 [13]	1:23.76 [13]	1:11.43 [13]	0:59.21 [13]	0:35.65	+6
		Rachel King		600m	800m	(0:14.74)	(0:11.62)	(0:12.07)	(0:12.20)	(0:12.33)	(0:12.22)	(0:12.23)		
7	10	SUN WORSHIPPER	2	65.0	0:11.39	2:14.45 [7]	2:00.03 [7]	1:48.64 [7]	1:36.70 [7]	1:24.51 [6]	1:12.22 [7]	0:59.87 [7]	0:36.39	-9
		Emily Lang		800m	2000m	(0:14.42)	(0:11.39)	(0:11.94)	(0:12.19)	(0:12.29)	(0:12.35)	(0:12.06)		
8	15	SOCIAL OUTCAST	5	66.3	0:11.27	2:14.74 [8]	2:00.73 [3]	1:49.46 [3]	1:37.62 [3]	1:25.32 [3]	1:13.05 [4]	1:00.66 [4]	0:36.70	+2
		Daniel Moor		2000m	2000m	(0:14.01)	(0:11.27)	(0:11.84)	(0:12.30)	(0:12.27)	(0:12.39)	(0:12.42)		
9	9	WOWIT'S WILLYWONKA	12	67.1	0:11.27	2:15.58 [9]	2:01.74 [1]	1:50.47 [1]	1:39.06 [2]	1:27.28 [2]	1:15.13 [2]	1:02.60 [2]	0:37.95	-5
		Jake Bayliss		Overall	2000m	(0:13.84)	(0:11.27)	(0:11.41)	(0:11.78)	(0:12.15)	(0:12.53)	(0:12.73)		
10	3	ENCODER	10	65.0	0:11.38	2:15.59 [10]	2:01.16 [8]	1:49.60 [8]	1:37.41 [10]	1:25.08 [10]	1:12.76 [11]	1:00.52 [10]	0:36.95	+6
		Damian Lane		600m	800m	(0:14.43)	(0:11.56)	(0:12.19)	(0:12.33)	(0:12.32)	(0:12.24)	(0:12.19)		

Did Not Finish: Private Legacy (#8)



**Aquis Park Gold Coast Professional**  
**Race 4: QUEENSLAND MAGIC MILLIONS SUBZERO - 2200m**  
**17 January 2026 - 14:16**



Track Rating: Good 4, Weather: Overcast, Rail Position: +2m Entire

Section						Overall	2000m	1800m	1600m	1400m	1200m	1000m	Last 600m	
Field Times						2:13.50 (0:13.84)	1:59.66 (0:11.27)	1:48.39 (0:11.40)	1:36.99 (0:11.56)	1:25.43 (0:11.99)	1:13.44 (0:12.50)	1:00.94 (0:12.56)	0:36.19	
Rank	TAB	Horse/Jockey	Barrier	Top Speed [km/h]	Fastest Section									Distance Travelled [m]
11	12	WAPITI	15	65.5	0:11.29	2:15.86 [11]	2:00.92 [15]	1:49.25 [15]	1:37.16 [15]	1:25.08 [14]	1:12.78 [14]	1:00.50 [15]	0:37.05	-4
		Mark Du Plessis		800m	800m	(0:14.94)	(0:11.67)	(0:12.09)	(0:12.08)	(0:12.30)	(0:12.28)	(0:12.16)		
12	14	BROSNAN	6	65.2	0:11.45	2:16.39 [12]	2:01.76 [10]	1:50.30 [10]	1:38.32 [9]	1:26.21 [8]	1:13.92 [8]	1:01.56 [8]	0:38.00	-10
		Angela Jones		800m	800m	(0:14.63)	(0:11.46)	(0:11.98)	(0:12.11)	(0:12.29)	(0:12.36)	(0:12.11)		
13	13	TAMBELOA	4	65.4	0:11.23	2:16.50 [13]	2:02.45 [5]	1:51.22 [2]	1:39.99 [1]	1:28.43 [1]	1:16.44 [1]	1:03.94 [1]	0:39.19	-11
		Ben Thompson		1800m	2000m	(0:14.05)	(0:11.23)	(0:11.23)	(0:11.56)	(0:11.99)	(0:12.50)	(0:12.56)		
14	4	MANZOICE	3	65.0	0:11.37	2:17.09 [14]	2:02.74 [6]	1:51.37 [6]	1:39.39 [6]	1:27.10 [7]	1:14.87 [6]	1:02.57 [6]	0:38.94	-2
		James McDonald		800m	2000m	(0:14.35)	(0:11.37)	(0:11.98)	(0:12.29)	(0:12.23)	(0:12.30)	(0:12.23)		

Did Not Finish: Private Legacy (#8)



**Aquis Park Gold Coast Professional**  
**Race 4: QUEENSLAND MAGIC MILLIONS SUBZERO - 2200m**  
**17 January 2026 - 14:16**



Track Rating: Good 4, Weather: Overcast, Rail Position: +2m Entire

Section		Field Times				800m	600m	400m	200m	Last 600m	
						0:48.38 (0:12.19)	0:36.19 (0:12.16)	0:24.03 (0:11.92)	0:12.11 (0:12.11)	0:36.19	
Rank	TAB	Horse/Jockey	Barrier	Top Speed [km/h]	Fastest Section	Margin					Distance Travelled [m]
1	6	SNITZANOVA	13	65.3	0:11.25	0:46.21 [12]	0:34.96 [10]	0:23.49 [11]	0:11.98 [2]	2:13.50	0:34.96
		Zac Lloyd		800m	800m	(0:11.25)	(0:11.47)	(0:11.51)	(0:11.98)		
2	5	YOU WAHNG	9	65.6	0:11.40	0:46.71 [9]	0:35.31 [9]	0:23.91 [6]	0:12.33 [1]	1.3L	0:35.31 +1
		Tommy Berry		600m	800m	(0:11.40)	(0:11.40)	(0:11.58)	(0:12.33)		
3	1	MISS JOELENE	11	65.4	0:11.26	0:46.39 [15]	0:35.13 [14]	0:23.83 [12]	0:11.96 [7]	2.49L	0:35.13 -1
		Cejay Graham		600m	800m	(0:11.26)	(0:11.30)	(0:11.87)	(0:11.96)		
4	2	MAJOR BEEL	1	65.0	0:11.34	0:47.90 [3]	0:36.29 [4]	0:24.60 [4]	0:12.58 [3]	3.93L	0:36.29 -7
		Tim Clark		2000m	2000m	(0:11.61)	(0:11.69)	(0:12.02)	(0:12.58)		
5	7	WYMARK	7	64.9	0:11.36	0:47.90 [4]	0:36.54 [3]	0:24.76 [3]	0:12.64 [4]	4.86L	0:36.54 +2
		Craig Williams		2000m	800m	(0:11.36)	(0:11.78)	(0:12.12)	(0:12.64)		
6	11	SLY BOOTS	14	65.8	0:11.33	0:46.98 [13]	0:35.65 [13]	0:24.23 [13]	0:12.51 [6]	5.22L	0:35.65 +6
		Rachel King		600m	800m	(0:11.33)	(0:11.42)	(0:11.72)	(0:12.51)		
7	10	SUN WORSHIPPER	2	65.0	0:11.39	0:47.81 [6]	0:36.39 [6]	0:24.70 [5]	0:12.59 [5]	5.58L	0:36.39 -9
		Emily Lang		800m	2000m	(0:11.42)	(0:11.69)	(0:12.11)	(0:12.59)		
8	15	SOCIAL OUTCAST	5	66.3	0:11.27	0:48.24 [5]	0:36.70 [5]	0:24.87 [7]	0:12.67 [9]	7.3L	0:36.70 +2
		Daniel Moor		2000m	2000m	(0:11.54)	(0:11.83)	(0:12.20)	(0:12.67)		
9	9	WOWIT'S WILLYWONKA	12	67.1	0:11.27	0:49.87 [2]	0:37.95 [2]	0:26.03 [2]	0:13.57 [8]	12.27L	0:37.95 -5
		Jake Bayliss		Overall	2000m	(0:11.92)	(0:11.92)	(0:12.46)	(0:13.57)		
10	3	ENCODER	10	65.0	0:11.38	0:48.33 [11]	0:36.95 [12]	0:25.40 [15]	0:13.30 [10]	12.28L	0:36.95 +6
		Damian Lane		600m	800m	(0:11.38)	(0:11.55)	(0:12.10)	(0:13.30)		

Did Not Finish: Private Legacy (#8)



**Aquis Park Gold Coast Professional**  
**Race 4: QUEENSLAND MAGIC MILLIONS SUBZERO - 2200m**  
**17 January 2026 - 14:16**



Track Rating: Good 4, Weather: Overcast, Rail Position: +2m Entire

Section		Field Times				800m	600m	400m	200m	Last 600m		
						0:48.38 (0:12.19)	0:36.19 (0:12.16)	0:24.03 (0:11.92)	0:12.11 (0:12.11)	0:36.19		
Rank	TAB	Horse/Jockey	Barrier	Top Speed [km/h]	Fastest Section	Margin				Distance Travelled [m]		
11	12	WAPITI	15	65.5	0:11.29	0:48.34 [14]	0:37.05 [15]	0:25.68 [14]	0:13.22 [13]	13.91L	0:37.05	-4
		Mark Du Plessis		800m	800m	(0:11.29)	(0:11.37)	(0:12.46)	(0:13.22)			
12	14	BROSNAN	6	65.2	0:11.45	0:49.45 [8]	0:38.00 [8]	0:26.51 [8]	0:13.57 [14]	17L	0:38.00	-10
		Angela Jones		800m	800m	(0:11.45)	(0:11.49)	(0:12.94)	(0:13.57)			
13	13	TAMBELOA	4	65.4	0:11.23	0:51.38 [1]	0:39.19 [1]	0:27.03 [1]	0:14.11 [11]	17.64L	0:39.19	-11
		Ben Thompson		1800m	2000m	(0:12.19)	(0:12.16)	(0:12.92)	(0:14.11)			
14	4	MANZOICE	3	65.0	0:11.37	0:50.34 [7]	0:38.94 [7]	0:27.17 [9]	0:14.58 [12]	21.14L	0:38.94	-2
		James McDonald		800m	2000m	(0:11.40)	(0:11.77)	(0:12.59)	(0:14.58)			

Did Not Finish: Private Legacy (#8)



Horse/Jockey Name	Snitzanova
Final Rank	1
Fastest Section Time (Section)	0:11.25 (800m)
Top Speed [km/h] (Section)	65.3 (800m)
Race State	Finished

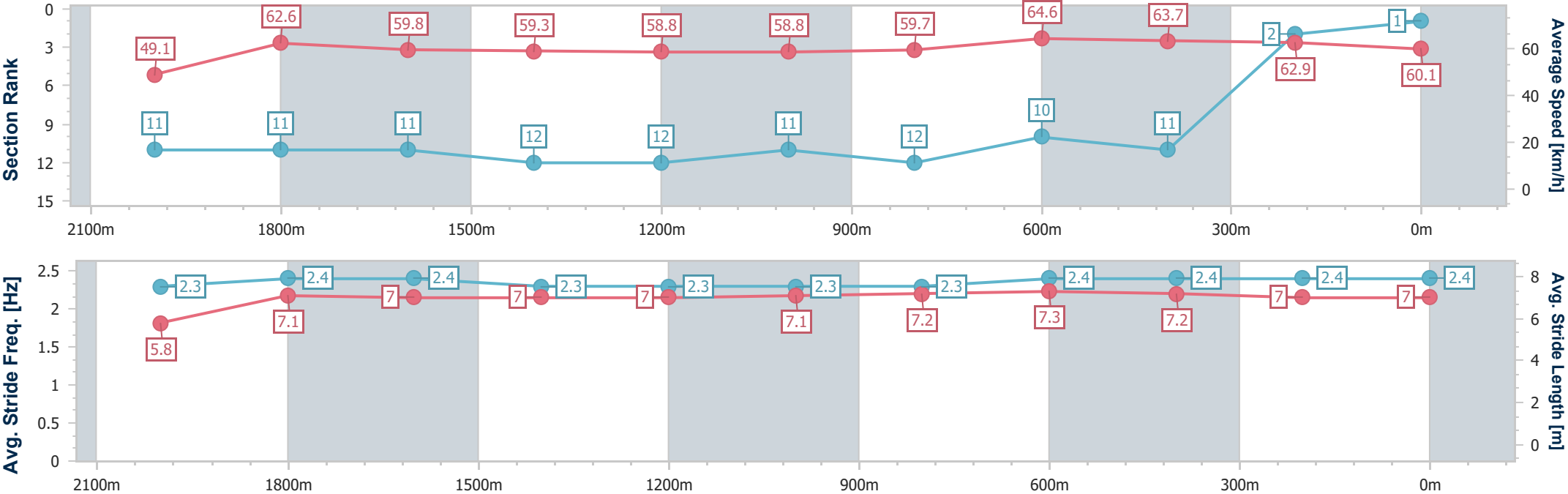


Aquis Park Gold CoastProfessional  
Race 4: QUEENSLAND MAGIC MILLIONS SUBZERO - 2200m



17 January 2026 - 14:16  
Track Rating: Good 4, Weather: Overcast, Rail Position: +2m Entire

Section	Overall	2000m	1800m	1600m	1400m	1200m	1000m	800m	600m	400m	200m		
Section Times	2:13.50 [1] (0:14.66)	1:58.84 [11] (0:11.56)	1:47.28 [11] (0:12.12)	1:35.16 [11] (0:12.23)	1:22.93 [12] (0:12.31)	1:10.62 [12] (0:12.23)	0:58.39 [11] (0:12.18)	0:46.21 [12] (0:11.25)	0:34.96 [10] (0:11.47)	0:23.49 [11] (0:11.51)	0:11.98 [2] (0:11.98)		
Average Speed [km/h]	49.1	62.6	59.8	59.3	58.8	58.8	59.7	64.6	63.7	62.9	60.1		
Top Speed [km/h]	63.3	64.4	60.7	60.3	61.1	61.3	63.9	65.3	64.8	63.6	61.8		
Avg. Dist. to Rail [m]	8.2	1.6	1.7	1.8	1.2	2.3	1.5	2.3	2.9	4.4	3.3		
Avg. Stride Freq. [Hz]	2.3	2.4	2.4	2.3	2.3	2.3	2.3	2.4	2.4	2.4	2.4		
Avg. Stride Length [m]	5.8	7.1	7.0	7.0	7.0	7.1	7.2	7.3	7.2	7.0	7.0		



- [ ] Ranking at each section and finish
- .-.- No data available at this section
- NA No data available



Horse/Jockey Name	You Wahng
Final Rank	2
Fastest Section Time (Section)	0:11.40 (800m)
Top Speed [km/h] (Section)	65.6 (600m)
Race State	Finished

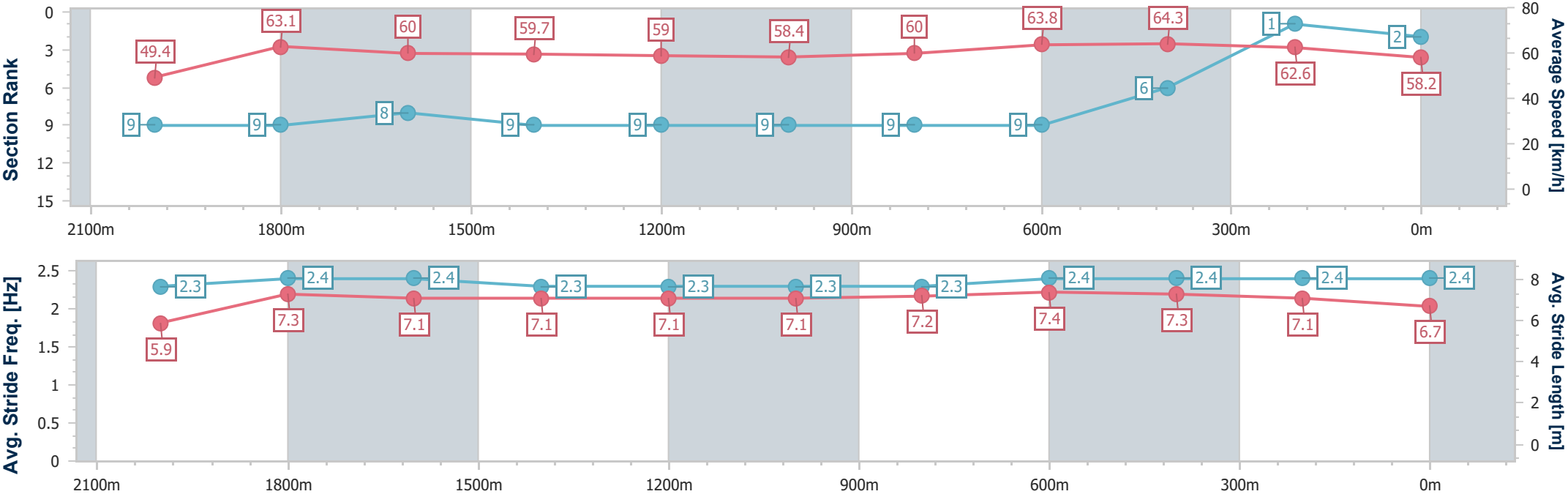


Aquis Park Gold CoastProfessional  
Race 4: QUEENSLAND MAGIC MILLIONS SUBZERO - 2200m



17 January 2026 - 14:16  
Track Rating: Good 4, Weather: Overcast, Rail Position: +2m Entire

Section	Overall	2000m	1800m	1600m	1400m	1200m	1000m	800m	600m	400m	200m		
Section Times	2:13.72 [2] (0:14.58)	1:59.14 [9] (0:11.44)	1:47.70 [9] (0:12.04)	1:35.66 [8] (0:12.21)	1:23.45 [9] (0:12.30)	1:11.15 [9] (0:12.29)	0:58.86 [9] (0:12.15)	0:46.71 [9] (0:11.40)	0:35.31 [9] (0:11.40)	0:23.91 [6] (0:11.58)	0:12.33 [1] (0:12.33)		
Average Speed [km/h]	49.4	63.1	60.0	59.7	59.0	58.4	60.0	63.8	64.3	62.6	58.2		
Top Speed [km/h]	62.2	65.0	61.4	60.4	60.4	60.2	63.6	65.6	65.6	63.6	60.4		
Avg. Dist. to Rail [m]	4.8	0.6	0.8	2.1	3.3	2.9	2.2	2.6	3.4	3.4	2.1		
Avg. Stride Freq. [Hz]	2.3	2.4	2.4	2.3	2.3	2.3	2.3	2.4	2.4	2.4	2.4		
Avg. Stride Length [m]	5.9	7.3	7.1	7.1	7.1	7.1	7.2	7.4	7.3	7.1	6.7		



- [ ] Ranking at each section and finish
- .-.- No data available at this section
- NA No data available



Horse/Jockey Name	Miss Joelene
Final Rank	3
Fastest Section Time (Section)	0:11.26 (800m)
Top Speed [km/h] (Section)	65.4 (600m)
Race State	Finished

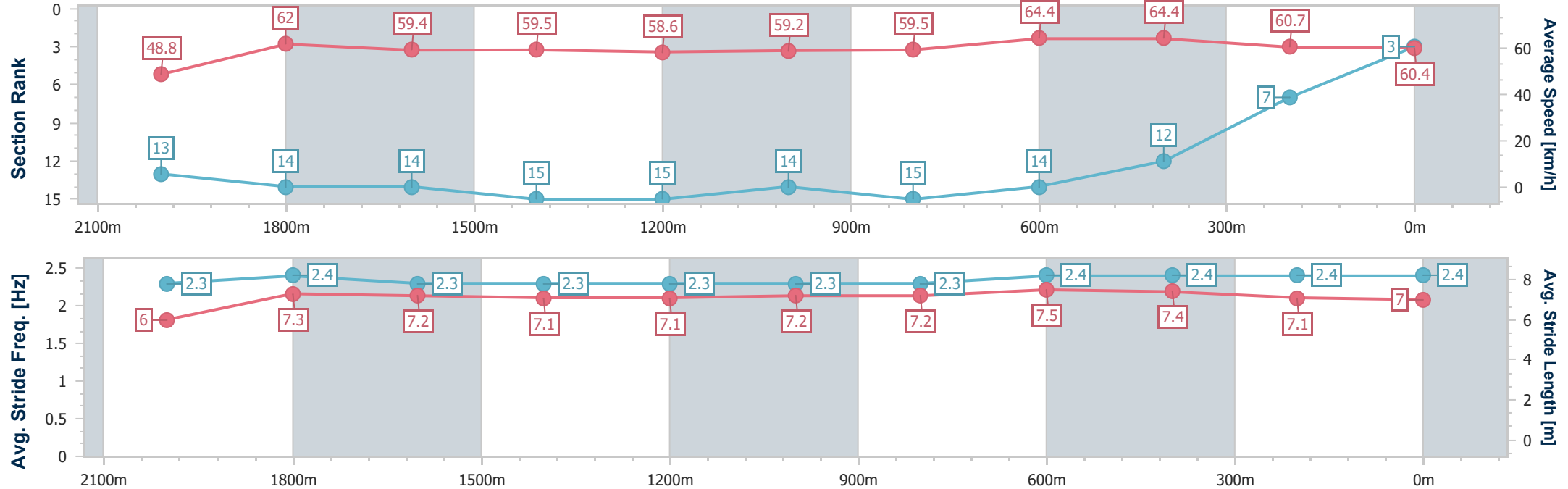


Aquis Park Gold CoastProfessional  
Race 4: QUEENSLAND MAGIC MILLIONS SUBZERO - 2200m



17 January 2026 - 14:16  
Track Rating: Good 4, Weather: Overcast, Rail Position: +2m Entire

Section	Overall	2000m	1800m	1600m	1400m	1200m	1000m	800m	600m	400m	200m		
Section Times	2:13.92 [3] (0:14.81)	1:59.11 [13] (0:11.65)	1:47.46 [14] (0:12.14)	1:35.32 [14] (0:12.21)	1:23.11 [15] (0:12.35)	1:10.76 [15] (0:12.16)	0:58.60 [14] (0:12.21)	0:46.39 [15] (0:11.26)	0:35.13 [14] (0:11.30)	0:23.83 [12] (0:11.87)	0:11.96 [7] (0:11.96)		
Average Speed [km/h]	48.8	62.0	59.4	59.5	58.6	59.2	59.5	64.4	64.4	60.7	60.4		
Top Speed [km/h]	62.0	63.2	60.6	60.2	61.2	61.6	64.3	65.2	65.4	62.9	61.2		
Avg. Dist. to Rail [m]	6.7	1.3	1.2	1.9	1.9	2.1	1.6	1.9	1.8	3.1	4.2		
Avg. Stride Freq. [Hz]	2.3	2.4	2.3	2.3	2.3	2.3	2.3	2.4	2.4	2.4	2.4		
Avg. Stride Length [m]	6.0	7.3	7.2	7.1	7.1	7.2	7.2	7.5	7.4	7.1	7.0		



- [ ] Ranking at each section and finish
- .-.- No data available at this section
- NA No data available



Horse/Jockey Name	Major Beel
Final Rank	4
Fastest Section Time (Section)	0:11.34 (2000m)
Top Speed [km/h] (Section)	65.0 (2000m)
Race State	Finished

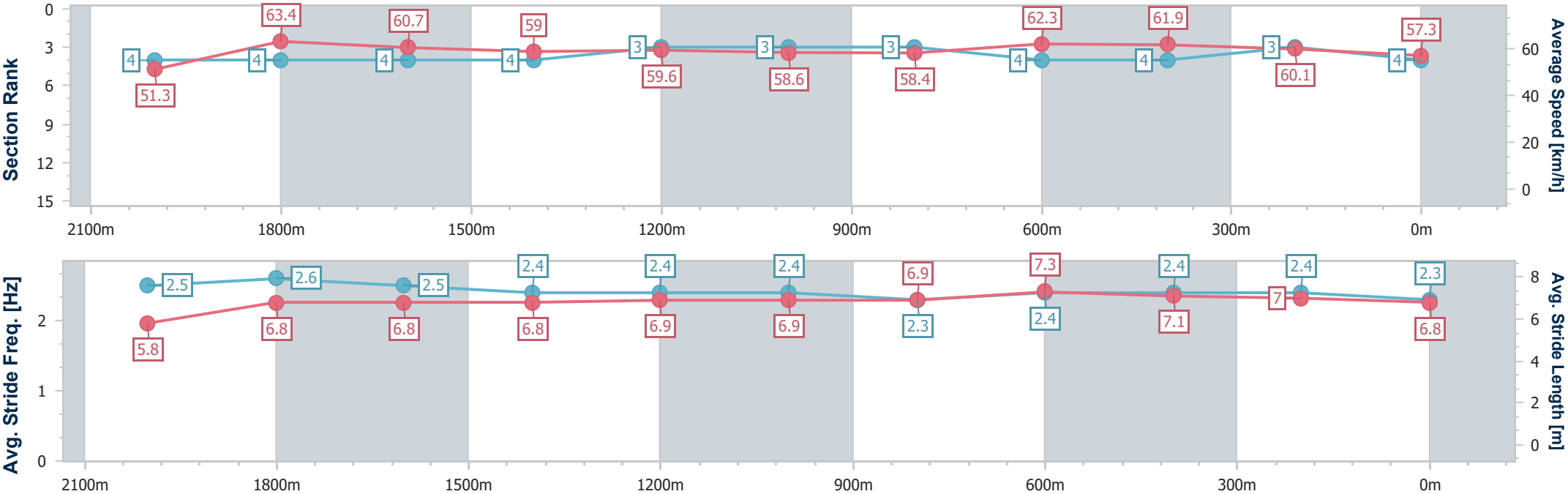


Aquis Park Gold CoastProfessional  
Race 4: QUEENSLAND MAGIC MILLIONS SUBZERO - 2200m



17 January 2026 - 14:16  
Track Rating: Good 4, Weather: Overcast, Rail Position: +2m Entire

Section	Overall	2000m	1800m	1600m	1400m	1200m	1000m	800m	600m	400m	200m		
Section Times	2:14.17 [4] (0:14.03)	2:00.14 [4] (0:11.34)	1:48.80 [4] (0:11.80)	1:37.00 [4] (0:12.28)	1:24.72 [4] (0:12.08)	1:12.64 [3] (0:12.32)	1:00.32 [3] (0:12.42)	0:47.90 [3] (0:11.61)	0:36.29 [4] (0:11.69)	0:24.60 [4] (0:12.02)	0:12.58 [3] (0:12.58)		
Average Speed [km/h]	51.3	63.4	60.7	59.0	59.6	58.6	58.4	62.3	61.9	60.1	57.3		
Top Speed [km/h]	63.4	65.0	61.7	60.7	60.5	59.4	59.9	64.0	63.9	61.0	58.5		
Avg. Dist. to Rail [m]	0.8	0.8	0.3	1.1	1.1	1.3	1.5	1.5	1.4	0.8	0.5		
Avg. Stride Freq. [Hz]	2.5	2.6	2.5	2.4	2.4	2.4	2.3	2.4	2.4	2.4	2.3		
Avg. Stride Length [m]	5.8	6.8	6.8	6.8	6.9	6.9	6.9	7.3	7.1	7.0	6.8		



- [ ] Ranking at each section and finish
- .-.- No data available at this section
- NA No data available



Horse/Jockey Name	Wymark
Final Rank	5
Fastest Section Time (Section)	0:11.36 (800m)
Top Speed [km/h] (Section)	64.9 (2000m)
Race State	Finished

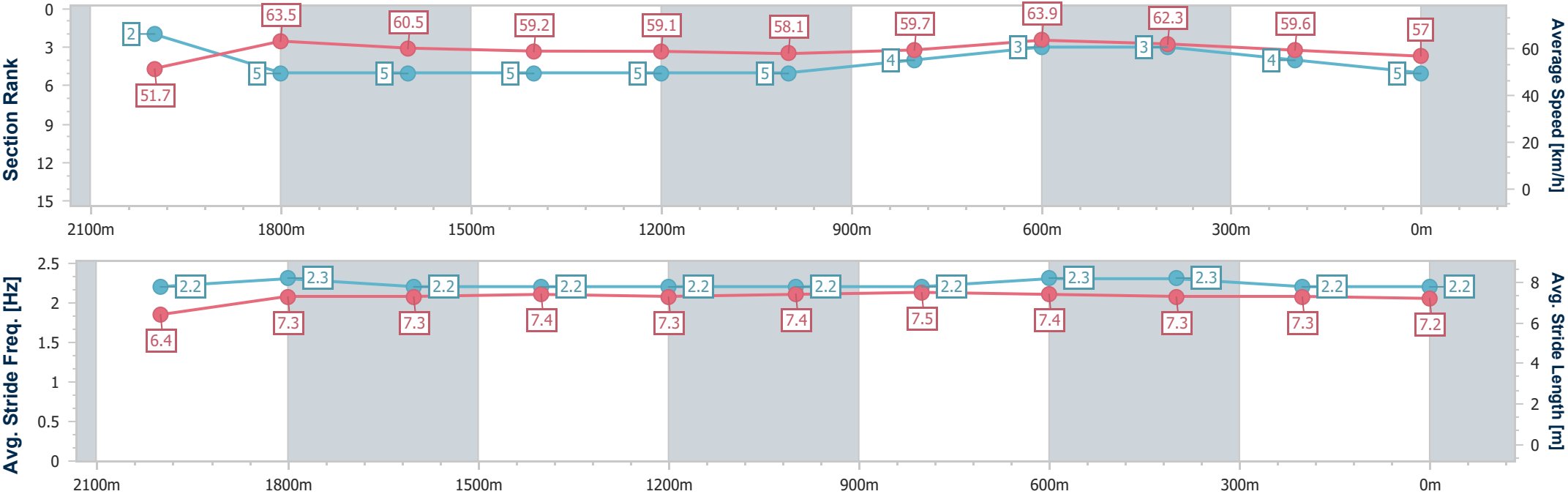


Aquis Park Gold CoastProfessional  
Race 4: QUEENSLAND MAGIC MILLIONS SUBZERO - 2200m



17 January 2026 - 14:16  
Track Rating: Good 4, Weather: Overcast, Rail Position: +2m Entire

Section	Overall	2000m	1800m	1600m	1400m	1200m	1000m	800m	600m	400m	200m		
Section Times	2:14.32 [5] (0:13.93)	2:00.39 [2] (0:11.48)	1:48.91 [5] (0:11.98)	1:36.93 [5] (0:12.25)	1:24.68 [5] (0:12.20)	1:12.48 [5] (0:12.40)	1:00.08 [5] (0:12.18)	0:47.90 [4] (0:11.36)	0:36.54 [3] (0:11.78)	0:24.76 [3] (0:12.12)	0:12.64 [4] (0:12.64)		
Average Speed [km/h]	51.7	63.5	60.5	59.2	59.1	58.1	59.7	63.9	62.3	59.6	57.0		
Top Speed [km/h]	63.8	64.9	60.8	60.8	59.9	59.3	62.8	64.8	63.4	60.5	58.1		
Avg. Dist. to Rail [m]	4.9	3.1	1.3	1.5	1.6	1.8	2.1	3.1	3.0	2.8	2.4		
Avg. Stride Freq. [Hz]	2.2	2.3	2.2	2.2	2.2	2.2	2.2	2.3	2.3	2.2	2.2		
Avg. Stride Length [m]	6.4	7.3	7.3	7.4	7.3	7.4	7.5	7.4	7.3	7.3	7.2		



- [ ] Ranking at each section and finish
- .-.- No data available at this section
- NA No data available



Horse/Jockey Name	Sly Boots
Final Rank	6
Fastest Section Time (Section)	0:11.33 (800m)
Top Speed [km/h] (Section)	65.8 (600m)
Race State	Finished

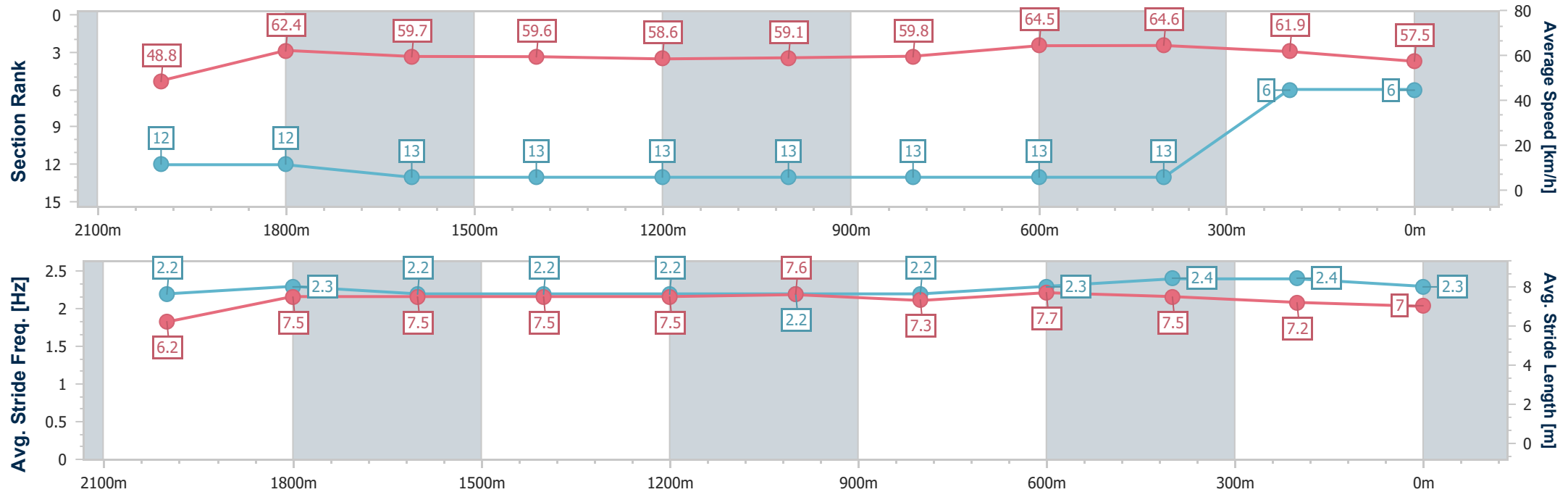


Aquis Park Gold CoastProfessional  
Race 4: QUEENSLAND MAGIC MILLIONS SUBZERO - 2200m



17 January 2026 - 14:16  
Track Rating: Good 4, Weather: Overcast, Rail Position: +2m Entire

Section	Overall	2000m	1800m	1600m	1400m	1200m	1000m	800m	600m	400m	200m		
Section Times	2:14.39 [6] (0:14.74)	1:59.65 [12] (0:11.62)	1:48.03 [12] (0:12.07)	1:35.96 [13] (0:12.20)	1:23.76 [13] (0:12.33)	1:11.43 [13] (0:12.22)	0:59.21 [13] (0:12.23)	0:46.98 [13] (0:11.33)	0:35.65 [13] (0:11.42)	0:24.23 [13] (0:11.72)	0:12.51 [6] (0:12.51)		
Average Speed [km/h]	48.8	62.4	59.7	59.6	58.6	59.1	59.8	64.5	64.6	61.9	57.5		
Top Speed [km/h]	61.7	63.5	60.6	60.6	60.6	61.0	63.9	65.1	65.8	62.9	60.0		
Avg. Dist. to Rail [m]	9.4	2.3	1.0	1.8	3.2	3.4	3.4	3.6	4.6	6.3	5.0		
Avg. Stride Freq. [Hz]	2.2	2.3	2.2	2.2	2.2	2.2	2.2	2.3	2.4	2.4	2.3		
Avg. Stride Length [m]	6.2	7.5	7.5	7.5	7.5	7.6	7.3	7.7	7.5	7.2	7.0		



- [ ] Ranking at each section and finish
- .-.- No data available at this section
- NA No data available



Horse/Jockey Name	Sun Worshipper
Final Rank	7
Fastest Section Time (Section)	0:11.39 (2000m)
Top Speed [km/h] (Section)	65.0 (800m)
Race State	Finished

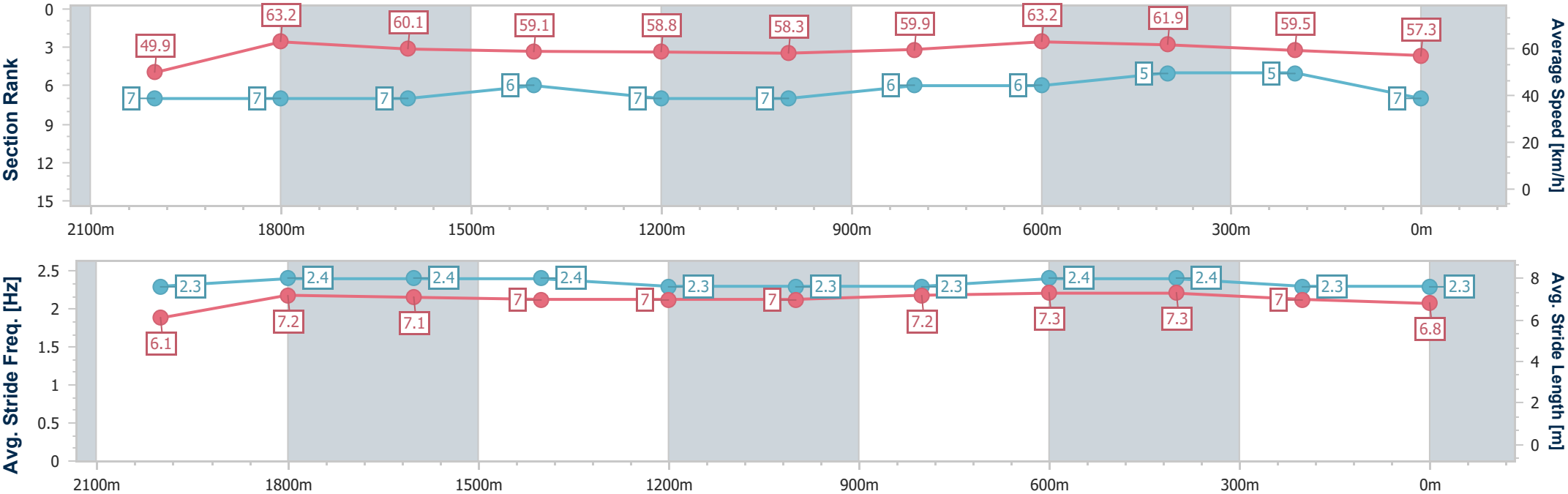


Aquis Park Gold CoastProfessional  
Race 4: QUEENSLAND MAGIC MILLIONS SUBZERO - 2200m



17 January 2026 - 14:16  
Track Rating: Good 4, Weather: Overcast, Rail Position: +2m Entire

Section	Overall	2000m	1800m	1600m	1400m	1200m	1000m	800m	600m	400m	200m		
Section Times	2:14.45 [7] (0:14.42)	2:00.03 [7] (0:11.39)	1:48.64 [7] (0:11.94)	1:36.70 [7] (0:12.19)	1:24.51 [6] (0:12.29)	1:12.22 [7] (0:12.35)	0:59.87 [7] (0:12.06)	0:47.81 [6] (0:11.42)	0:36.39 [6] (0:11.69)	0:24.70 [5] (0:12.11)	0:12.59 [5] (0:12.59)		
Average Speed [km/h]	49.9	63.2	60.1	59.1	58.8	58.3	59.9	63.2	61.9	59.5	57.3		
Top Speed [km/h]	63.4	64.6	60.8	60.4	59.8	59.7	62.2	65.0	64.1	60.6	58.2		
Avg. Dist. to Rail [m]	0.6	0.4	0.5	1.0	1.2	1.1	0.7	0.9	1.2	1.8	1.6		
Avg. Stride Freq. [Hz]	2.3	2.4	2.4	2.4	2.3	2.3	2.3	2.4	2.4	2.3	2.3		
Avg. Stride Length [m]	6.1	7.2	7.1	7.0	7.0	7.0	7.2	7.3	7.3	7.0	6.8		





Horse/Jockey Name	Social Outcast
Final Rank	8
Fastest Section Time (Section)	0:11.27 (2000m)
Top Speed [km/h] (Section)	66.3 (2000m)
Race State	Finished

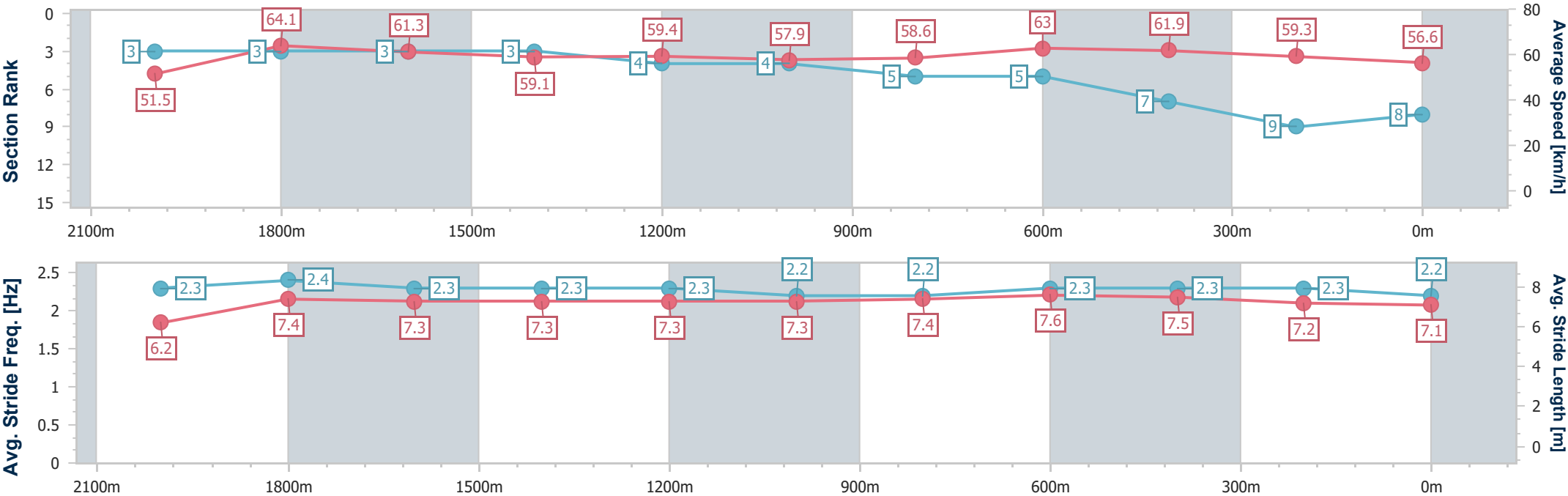


Aquis Park Gold CoastProfessional  
Race 4: QUEENSLAND MAGIC MILLIONS SUBZERO - 2200m



17 January 2026 - 14:16  
Track Rating: Good 4, Weather: Overcast, Rail Position: +2m Entire

Section	Overall	2000m	1800m	1600m	1400m	1200m	1000m	800m	600m	400m	200m		
Section Times	2:14.74 [8] (0:14.01)	2:00.73 [3] (0:11.27)	1:49.46 [3] (0:11.84)	1:37.62 [3] (0:12.30)	1:25.32 [3] (0:12.27)	1:13.05 [4] (0:12.39)	1:00.66 [4] (0:12.42)	0:48.24 [5] (0:11.54)	0:36.70 [5] (0:11.83)	0:24.87 [7] (0:12.20)	0:12.67 [9] (0:12.67)		
Average Speed [km/h]	51.5	64.1	61.3	59.1	59.4	57.9	58.6	63.0	61.9	59.3	56.6		
Top Speed [km/h]	65.0	66.3	61.8	61.3	60.3	59.2	61.2	63.8	63.0	60.3	57.7		
Avg. Dist. to Rail [m]	3.4	2.0	1.9	2.6	3.4	2.8	2.1	2.7	2.4	4.3	4.4		
Avg. Stride Freq. [Hz]	2.3	2.4	2.3	2.3	2.3	2.2	2.2	2.3	2.3	2.3	2.2		
Avg. Stride Length [m]	6.2	7.4	7.3	7.3	7.3	7.3	7.4	7.6	7.5	7.2	7.1		





Horse/Jockey Name	Wowit's Willywonka
Final Rank	9
Fastest Section Time (Section)	0:11.27 (2000m)
Top Speed [km/h] (Section)	67.1 (Overall)
Race State	Finished

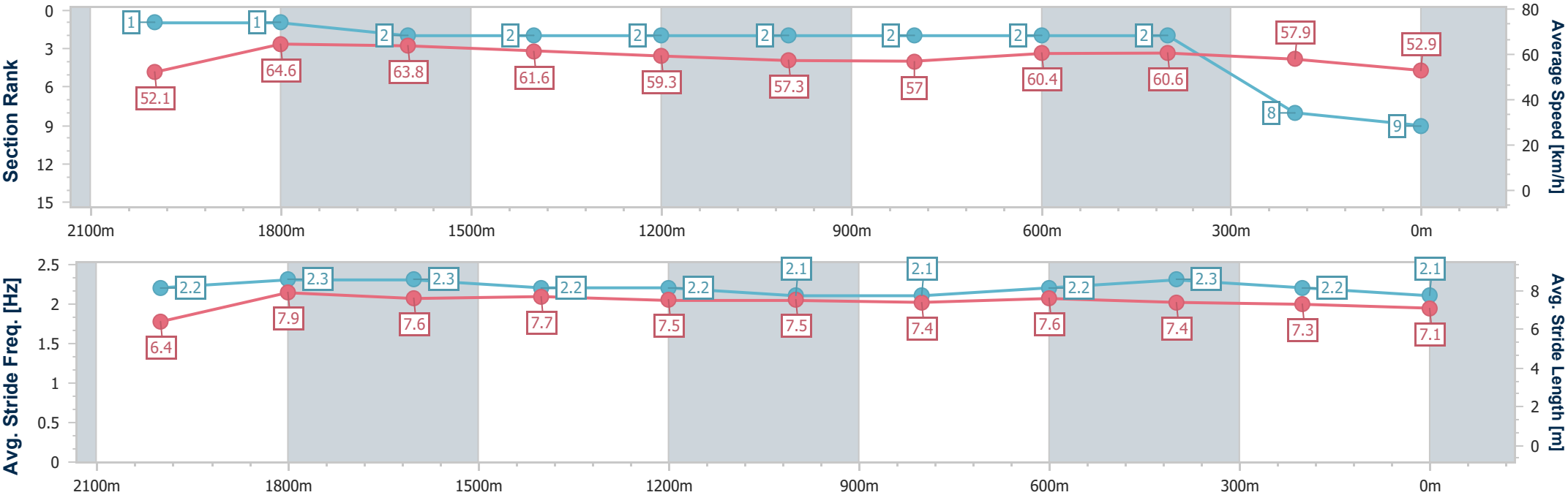


Aquis Park Gold CoastProfessional  
Race 4: QUEENSLAND MAGIC MILLIONS SUBZERO - 2200m



17 January 2026 - 14:16  
Track Rating: Good 4, Weather: Overcast, Rail Position: +2m Entire

Section	Overall	2000m	1800m	1600m	1400m	1200m	1000m	800m	600m	400m	200m		
Section Times	2:15.58 [9] (0:13.84)	2:01.74 [1] (0:11.27)	1:50.47 [1] (0:11.41)	1:39.06 [2] (0:11.78)	1:27.28 [2] (0:12.15)	1:15.13 [2] (0:12.53)	1:02.60 [2] (0:12.73)	0:49.87 [2] (0:11.92)	0:37.95 [2] (0:11.92)	0:26.03 [2] (0:12.46)	0:13.57 [8] (0:13.57)		
Average Speed [km/h]	52.1	64.6	63.8	61.6	59.3	57.3	57.0	60.4	60.6	57.9	52.9		
Top Speed [km/h]	67.1	66.5	65.6	63.7	61.3	58.4	57.4	61.9	61.9	59.2	56.4		
Avg. Dist. to Rail [m]	8.6	4.6	2.3	1.4	1.1	1.2	1.1	0.5	0.9	1.0	1.2		
Avg. Stride Freq. [Hz]	2.2	2.3	2.3	2.2	2.2	2.1	2.1	2.2	2.3	2.2	2.1		
Avg. Stride Length [m]	6.4	7.9	7.6	7.7	7.5	7.5	7.4	7.6	7.4	7.3	7.1		



[ ] Ranking at each section and finish  
- - - - No data available at this section  
NA No data available



Horse/Jockey Name	Encoder
Final Rank	10
Fastest Section Time (Section)	0:11.38 (800m)
Top Speed [km/h] (Section)	65.0 (600m)
Race State	Finished

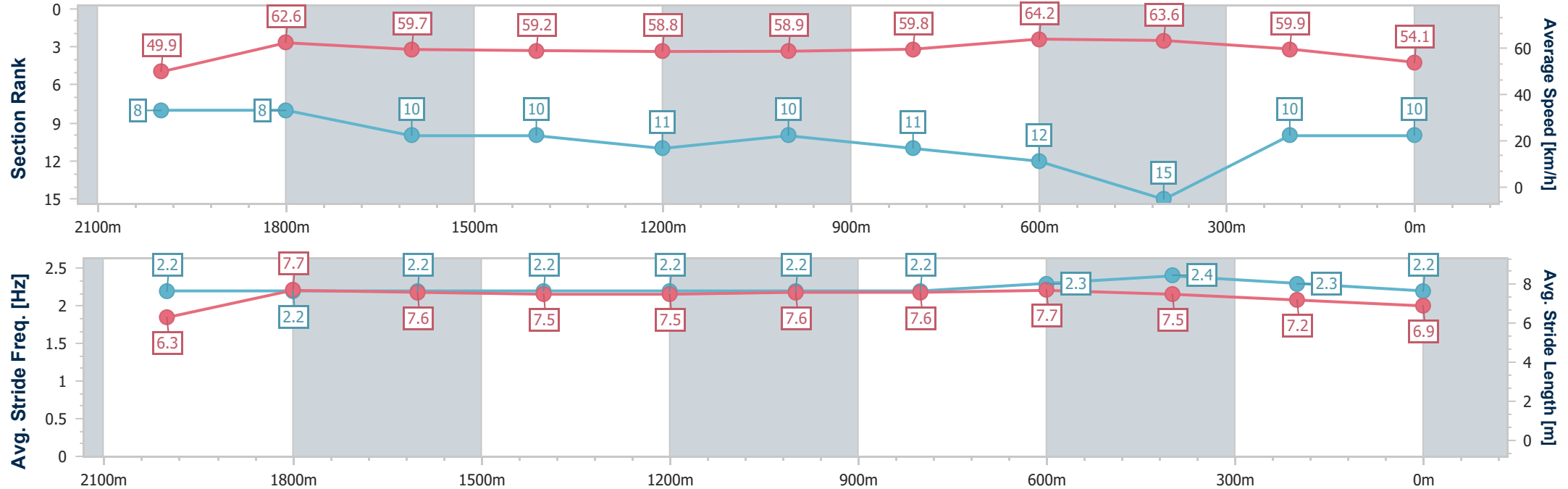


Aquis Park Gold CoastProfessional  
Race 4: QUEENSLAND MAGIC MILLIONS SUBZERO - 2200m



17 January 2026 - 14:16  
Track Rating: Good 4, Weather: Overcast, Rail Position: +2m Entire

Section	Overall	2000m	1800m	1600m	1400m	1200m	1000m	800m	600m	400m	200m		
Section Times	2:15.59 [10] (0:14.43)	2:01.16 [8] (0:11.56)	1:49.60 [8] (0:12.19)	1:37.41 [10] (0:12.33)	1:25.08 [10] (0:12.32)	1:12.76 [11] (0:12.24)	1:00.52 [10] (0:12.19)	0:48.33 [11] (0:11.38)	0:36.95 [12] (0:11.55)	0:25.40 [15] (0:12.10)	0:13.30 [10] (0:13.30)		
Average Speed [km/h]	49.9	62.6	59.7	59.2	58.8	58.9	59.8	64.2	63.6	59.9	54.1		
Top Speed [km/h]	63.9	64.5	61.5	60.3	60.6	60.4	64.4	65.0	65.0	61.7	56.8		
Avg. Dist. to Rail [m]	6.2	1.9	2.4	2.9	2.8	3.0	2.8	3.1	3.7	5.9	6.3		
Avg. Stride Freq. [Hz]	2.2	2.2	2.2	2.2	2.2	2.2	2.2	2.3	2.4	2.3	2.2		
Avg. Stride Length [m]	6.3	7.7	7.6	7.5	7.5	7.6	7.6	7.7	7.5	7.2	6.9		



- [ ] Ranking at each section and finish
- .-.- No data available at this section
- NA No data available



Horse/Jockey Name	Wapiti
Final Rank	11
Fastest Section Time (Section)	0:11.29 (800m)
Top Speed [km/h] (Section)	65.5 (800m)
Race State	Finished

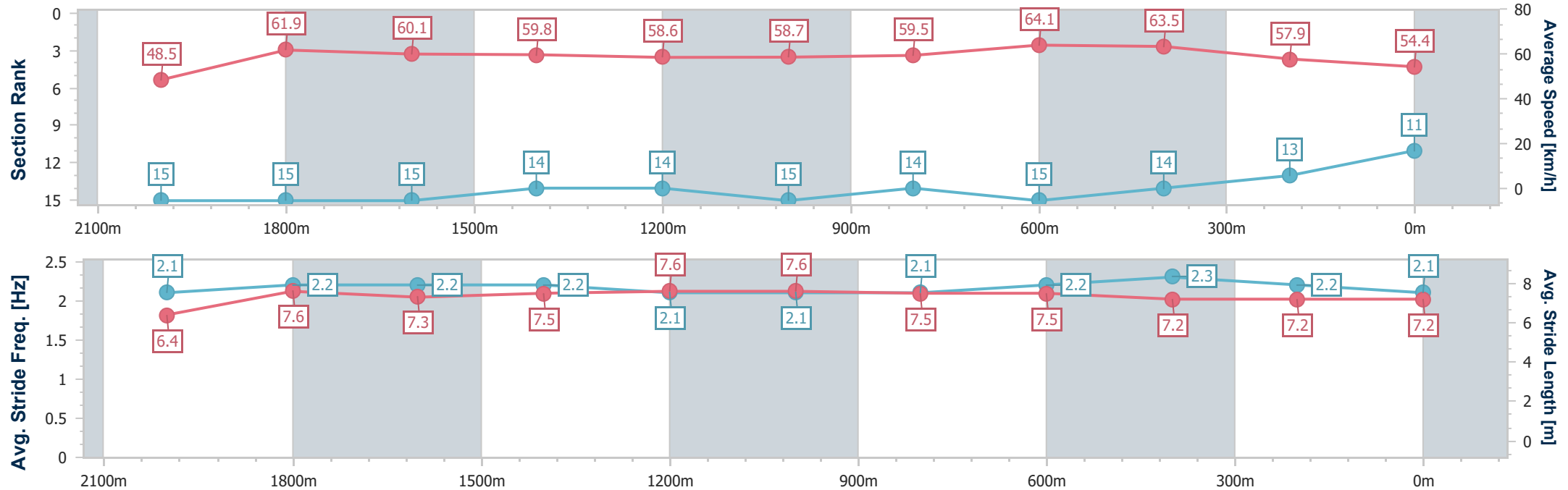


Aquis Park Gold CoastProfessional  
Race 4: QUEENSLAND MAGIC MILLIONS SUBZERO - 2200m



17 January 2026 - 14:16  
Track Rating: Good 4, Weather: Overcast, Rail Position: +2m Entire

Section	Overall	2000m	1800m	1600m	1400m	1200m	1000m	800m	600m	400m	200m		
Section Times	2:15.86 [11] (0:14.94)	2:00.92 [15] (0:11.67)	1:49.25 [15] (0:12.09)	1:37.16 [15] (0:12.08)	1:25.08 [14] (0:12.30)	1:12.78 [14] (0:12.28)	1:00.50 [15] (0:12.16)	0:48.34 [14] (0:11.29)	0:37.05 [15] (0:11.37)	0:25.68 [14] (0:12.46)	0:13.22 [13] (0:13.22)		
Average Speed [km/h]	48.5	61.9	60.1	59.8	58.6	58.7	59.5	64.1	63.5	57.9	54.4		
Top Speed [km/h]	61.1	63.2	60.9	60.8	60.5	61.0	64.5	65.5	64.7	61.4	56.0		
Avg. Dist. to Rail [m]	10.2	2.1	1.0	1.2	1.1	1.5	1.1	1.0	1.1	2.1	2.6		
Avg. Stride Freq. [Hz]	2.1	2.2	2.2	2.2	2.1	2.1	2.1	2.2	2.3	2.2	2.1		
Avg. Stride Length [m]	6.4	7.6	7.3	7.5	7.6	7.6	7.5	7.5	7.2	7.2	7.2		





Horse/Jockey Name	Brosnan
Final Rank	12
Fastest Section Time (Section)	0:11.45 (800m)
Top Speed [km/h] (Section)	65.2 (800m)
Race State	Finished

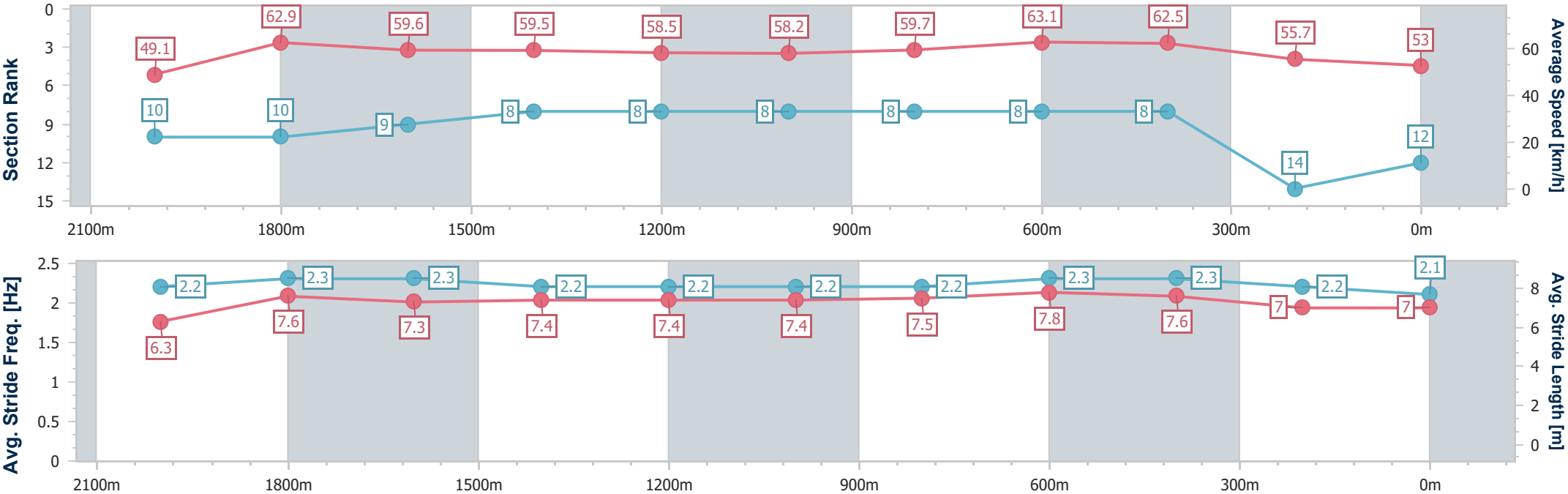


Aquis Park Gold CoastProfessional  
Race 4: QUEENSLAND MAGIC MILLIONS SUBZERO - 2200m



17 January 2026 - 14:16  
Track Rating: Good 4, Weather: Overcast, Rail Position: +2m Entire

Section	Overall	2000m	1800m	1600m	1400m	1200m	1000m	800m	600m	400m	200m		
Section Times	2:16.39 [12] (0:14.63)	2:01.76 [10] (0:11.46)	1:50.30 [10] (0:11.98)	1:38.32 [9] (0:12.11)	1:26.21 [8] (0:12.29)	1:13.92 [8] (0:12.36)	1:01.56 [8] (0:12.11)	0:49.45 [8] (0:11.45)	0:38.00 [8] (0:11.49)	0:26.51 [8] (0:12.94)	0:13.57 [14] (0:13.57)		
Average Speed [km/h]	49.1	62.9	59.6	59.5	58.5	58.2	59.7	63.1	62.5	55.7	53.0		
Top Speed [km/h]	62.2	64.3	60.9	60.2	59.9	59.7	62.3	65.2	63.7	60.0	54.9		
Avg. Dist. to Rail [m]	2.8	0.7	0.9	0.6	0.6	1.1	0.8	1.4	0.4	0.5	1.3		
Avg. Stride Freq. [Hz]	2.2	2.3	2.3	2.2	2.2	2.2	2.2	2.3	2.3	2.2	2.1		
Avg. Stride Length [m]	6.3	7.6	7.3	7.4	7.4	7.4	7.5	7.8	7.6	7.0	7.0		



- [ ] Ranking at each section and finish
- .-.- No data available at this section
- NA No data available



Horse/Jockey Name	Tambeloa
Final Rank	13
Fastest Section Time (Section)	0:11.23 (2000m)
Top Speed [km/h] (Section)	65.4 (1800m)
Race State	Finished

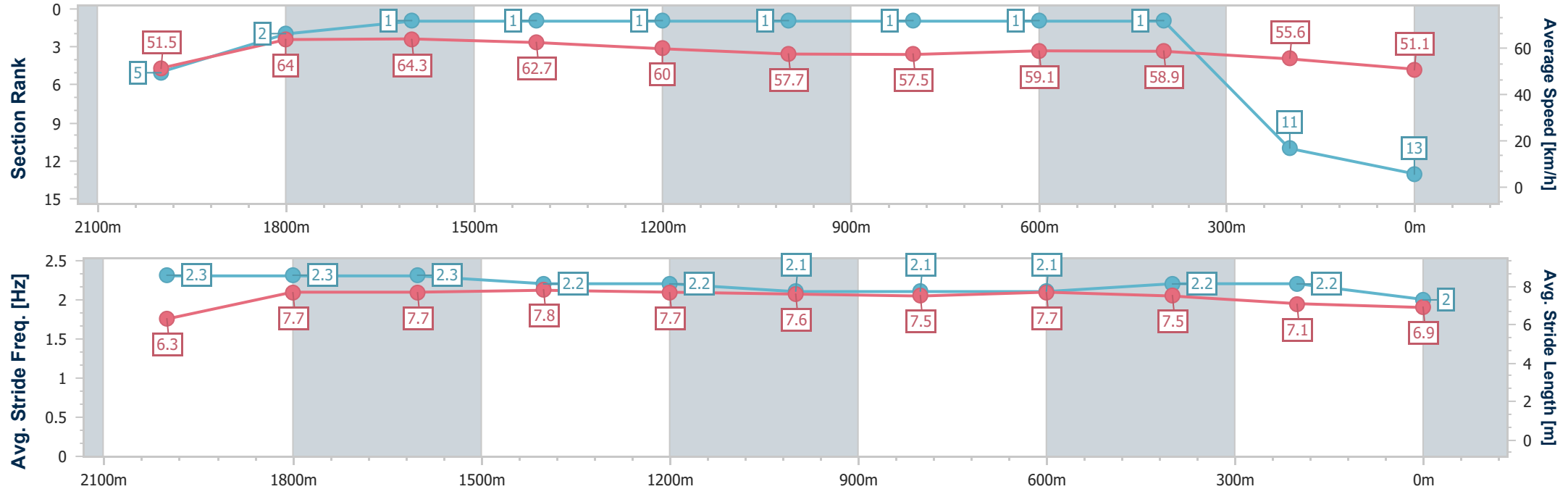


Aquis Park Gold CoastProfessional  
Race 4: QUEENSLAND MAGIC MILLIONS SUBZERO - 2200m



17 January 2026 - 14:16  
Track Rating: Good 4, Weather: Overcast, Rail Position: +2m Entire

Section	Overall	2000m	1800m	1600m	1400m	1200m	1000m	800m	600m	400m	200m		
Section Times	2:16.50 [13] (0:14.05)	2:02.45 [5] (0:11.23)	1:51.22 [2] (0:11.23)	1:39.99 [1] (0:11.56)	1:28.43 [1] (0:11.99)	1:16.44 [1] (0:12.50)	1:03.94 [1] (0:12.56)	0:51.38 [1] (0:12.19)	0:39.19 [1] (0:12.16)	0:27.03 [1] (0:12.92)	0:14.11 [11] (0:14.11)		
Average Speed [km/h]	51.5	64.0	64.3	62.7	60.0	57.7	57.5	59.1	58.9	55.6	51.1		
Top Speed [km/h]	64.3	64.8	65.4	64.6	61.7	58.7	58.7	59.4	59.8	56.9	53.8		
Avg. Dist. to Rail [m]	2.7	0.6	0.7	1.3	1.2	1.1	0.7	0.4	1.0	1.0	0.4		
Avg. Stride Freq. [Hz]	2.3	2.3	2.3	2.2	2.2	2.1	2.1	2.1	2.2	2.2	2.0		
Avg. Stride Length [m]	6.3	7.7	7.7	7.8	7.7	7.6	7.5	7.7	7.5	7.1	6.9		



[ ] Ranking at each section and finish  
- - - - No data available at this section  
NA No data available



Horse/Jockey Name	Manzoice
Final Rank	14
Fastest Section Time (Section)	0:11.37 (2000m)
Top Speed [km/h] (Section)	65.0 (800m)
Race State	Finished

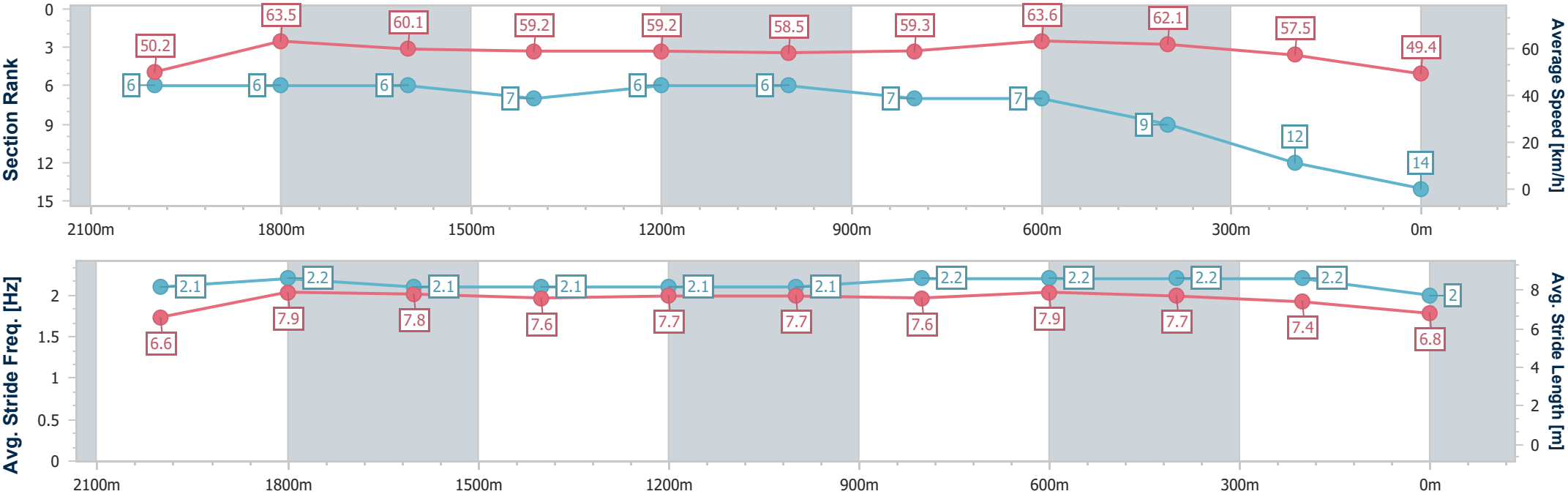


Aquis Park Gold CoastProfessional  
Race 4: QUEENSLAND MAGIC MILLIONS SUBZERO - 2200m



17 January 2026 - 14:16  
Track Rating: Good 4, Weather: Overcast, Rail Position: +2m Entire

Section	Overall	2000m	1800m	1600m	1400m	1200m	1000m	800m	600m	400m	200m		
Section Times	2:17.09 [14] (0:14.35)	2:02.74 [6] (0:11.37)	1:51.37 [6] (0:11.98)	1:39.39 [6] (0:12.29)	1:27.10 [7] (0:12.23)	1:14.87 [6] (0:12.30)	1:02.57 [6] (0:12.23)	0:50.34 [7] (0:11.40)	0:38.94 [7] (0:11.77)	0:27.17 [9] (0:12.59)	0:14.58 [12] (0:14.58)		
Average Speed [km/h]	50.2	63.5	60.1	59.2	59.2	58.5	59.3	63.6	62.1	57.5	49.4		
Top Speed [km/h]	63.7	64.9	61.7	60.6	60.4	59.9	62.3	65.0	63.8	59.9	53.1		
Avg. Dist. to Rail [m]	1.6	0.8	0.8	1.8	2.0	2.1	2.0	2.1	2.0	4.7	4.9		
Avg. Stride Freq. [Hz]	2.1	2.2	2.1	2.1	2.1	2.1	2.2	2.2	2.2	2.2	2.0		
Avg. Stride Length [m]	6.6	7.9	7.8	7.6	7.7	7.7	7.6	7.9	7.7	7.4	6.8		



- [ ] Ranking at each section and finish
- .-.- No data available at this section
- NA No data available



Horse/Jockey Name	Private Legacy
Final Rank	-
Fastest Section Time (Section)	0:11.36 (800m)
Top Speed [km/h] (Section)	75.8 (1200m)
Race State	DidNotFinish

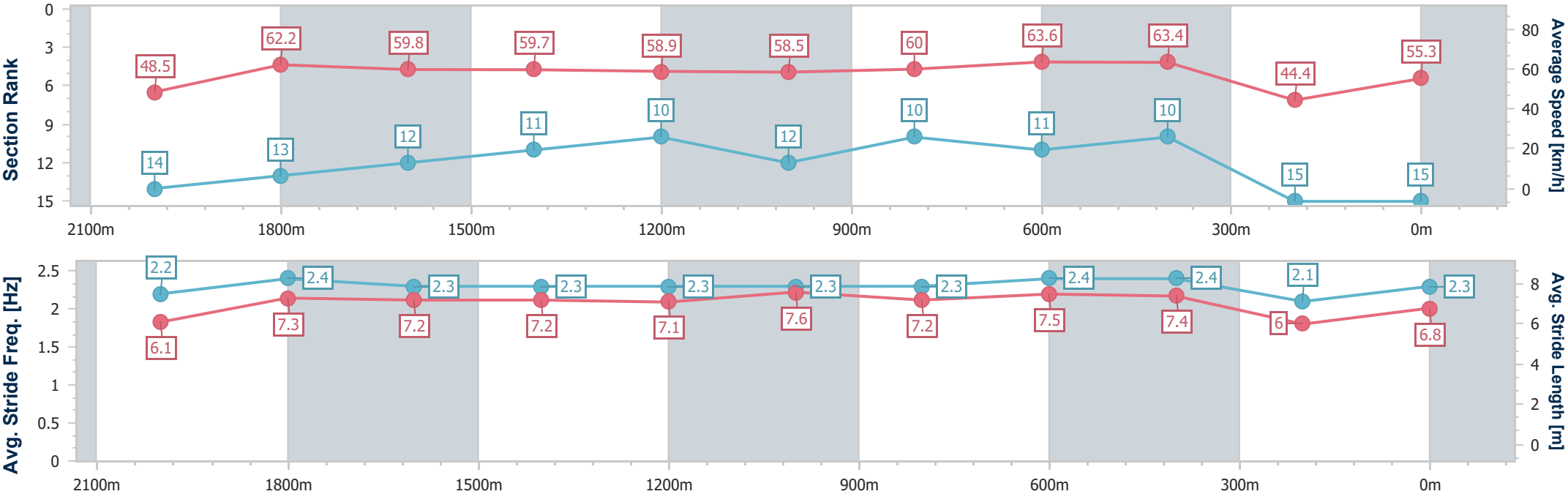


Aquis Park Gold CoastProfessional  
Race 4: QUEENSLAND MAGIC MILLIONS SUBZERO - 2200m



17 January 2026 - 14:16  
Track Rating: Good 4, Weather: Overcast, Rail Position: +2m Entire

Section	Overall	2000m	1800m	1600m	1400m	1200m	1000m	800m	600m	400m	200m		
Section Times	0:00.00 [15] (0:14.82)	0:00.00 [14] (0:11.55)	0:00.00 [13] (0:12.01)	0:00.00 [12] (0:12.15)	0:00.00 [11] (0:12.28)	0:00.00 [10] (0:12.33)	0:00.00 [12] (0:12.11)	0:00.00 [10] (0:11.36)	0:00.00 [11] (0:11.38)	0:00.00 [10] (0:16.26)	0:00.00 [15] (0:13.03)		
Average Speed [km/h]	48.5	62.2	59.8	59.7	58.9	58.5	60.0	63.6	63.4	44.4	55.3		
Top Speed [km/h]	61.9	63.3	60.5	60.3	60.0	75.8	64.2	64.8	64.3	62.4	56.3		
Avg. Dist. to Rail [m]	4.0	0.5	0.6	1.5	2.0	2.0	1.6	1.0	0.6	1.2	0.3		
Avg. Stride Freq. [Hz]	2.2	2.4	2.3	2.3	2.3	2.3	2.3	2.4	2.4	2.1	2.3		
Avg. Stride Length [m]	6.1	7.3	7.2	7.2	7.1	7.6	7.2	7.5	7.4	6.0	6.8		



[ ] Ranking at each section and finish  
- - - - No data available at this section  
NA No data available



# Aquis Park Gold Coast Professional

## Race 5: TAB MAGIC MILLIONS FILLIES & MARES - 1300m

17 January 2026 - 14:54



Track Rating: Good 4, Weather: Overcast, Rail Position: +2m Entire

Section		Overall				1200m	1000m	800m	600m	400m	Last 600m	
Field Times		1:16.36				1:08.34	0:57.54	0:45.68	0:33.54	0:22.11	0:33.54	
		(0:08.02)				(0:10.80)	(0:11.86)	(0:12.14)	(0:11.43)	(0:10.90)		
Rank	TAB	Horse/Jockey	Barrier	Top Speed [km/h]	Fastest Section							Distance Travelled [m]
1	9	POSTER GIRL	12	67.5	0:08.02	1:16.36 [1]	1:08.34 [1]	0:57.54 [1]	0:45.68 [1]	0:33.52 [2]	0:22.11 [1]	0:33.52
		Martin Harley		1200m	Overall	(0:08.02)	(0:10.80)	(0:11.86)	(0:12.16)	(0:11.41)	(0:10.90)	
2	4	JENNI THE FOX	2	68.2	0:08.05	1:16.36 [2]	1:08.31 [2]	0:57.42 [2]	0:45.64 [2]	0:33.54 [1]	0:22.05 [2]	0:33.54 -4
		Craig Williams		1200m	Overall	(0:08.05)	(0:10.89)	(0:11.78)	(0:12.10)	(0:11.49)	(0:10.95)	
3	5	COUNTYOURBLESSINGS	3	67.8	0:08.38	1:16.38 [3]	1:08.00 [11]	0:56.91 [10]	0:45.11 [7]	0:32.96 [7]	0:21.64 [6]	0:32.96 -3
		Zac Lloyd		400m	Overall	(0:08.38)	(0:11.09)	(0:11.80)	(0:12.15)	(0:11.32)	(0:10.78)	
4	10	YES LULU	7	68.2	0:08.33	1:16.63 [4]	1:08.30 [10]	0:57.23 [9]	0:45.18 [10]	0:32.99 [10]	0:21.64 [11]	0:32.99 -1
		Tommy Berry		200m	Overall	(0:08.33)	(0:11.07)	(0:12.05)	(0:12.19)	(0:11.35)	(0:10.84)	
5	1	DANCE TO THE BOOM	6	68.2	0:08.13	1:16.66 [5]	1:08.53 [3]	0:57.65 [3]	0:45.74 [3]	0:33.57 [3]	0:22.17 [3]	0:33.57 +1
		Angela Jones		400m	Overall	(0:08.13)	(0:10.88)	(0:11.91)	(0:12.17)	(0:11.40)	(0:10.91)	
6	14	JUST IN TIME	9	68.2	0:08.33	1:16.68 [6]	1:08.35 [9]	0:57.42 [7]	0:45.41 [8]	0:33.19 [9]	0:21.80 [9]	0:33.19 +1
		Tim Clark		400m	Overall	(0:08.33)	(0:10.93)	(0:12.01)	(0:12.22)	(0:11.39)	(0:10.80)	
7	16	SCRIPTED	18	67.9	0:08.78	1:16.82 [7]	1:08.04 [18]	0:56.88 [17]	0:45.05 [14]	0:32.95 [14]	0:21.63 [14]	0:32.95 -2
		Damian Lane		400m	Overall	(0:08.78)	(0:11.16)	(0:11.83)	(0:12.10)	(0:11.32)	(0:10.85)	
8	18	HOOT 'N' HOLLER	1	66.5	0:08.13	1:16.83 [8]	1:08.70 [5]	0:57.68 [5]	0:45.81 [4]	0:33.68 [4]	0:22.28 [4]	0:33.68 -1
		Ron Stewart		1200m	Overall	(0:08.13)	(0:11.02)	(0:11.87)	(0:12.13)	(0:11.40)	(0:11.02)	
9	8	RUSSIAN ALLIANCE	4	68.2	0:08.13	1:16.85 [9]	1:08.72 [4]	0:57.66 [6]	0:45.70 [6]	0:33.54 [6]	0:22.16 [5]	0:33.54 +2
		Kyle Wilson-Taylor		400m	Overall	(0:08.13)	(0:11.06)	(0:11.96)	(0:12.16)	(0:11.38)	(0:10.88)	
10	11	WOOLOOWIN	13	68.5	0:08.54	1:16.87 [10]	1:08.33 [14]	0:57.23 [11]	0:45.19 [12]	0:33.18 [12]	0:21.78 [13]	0:33.18 +4
		Tyler Schiller		200m	Overall	(0:08.54)	(0:11.10)	(0:12.04)	(0:12.01)	(0:11.40)	(0:10.78)	

Scratched: Miss Personality (#13), La Soeur (#20), Glass Of Rose (#21)

Report Created: Sat 17 January 2026 15:09 GMT+1 (Note: Timing is based on position data)

Page 1/22

[ ] Ranking at each section and finish  
-:-:- No data available at this section  
NA No data available

SCN Saddle cloth number  
DNF Did not finish  
DNT Did not track

data processed by TRIPLESDATA

# Aquis Park Gold Coast Professional

## Race 5: TAB MAGIC MILLIONS FILLIES & MARES - 1300m

17 January 2026 - 14:54

Track Rating: Good 4, Weather: Overcast, Rail Position: +2m Entire

Section						Overall	1200m	1000m	800m	600m	400m	Last 600m	
Field Times						1:16.36 (0:08.02)	1:08.34 (0:10.80)	0:57.54 (0:11.86)	0:45.68 (0:12.14)	0:33.54 (0:11.43)	0:22.11 (0:10.90)	0:33.54	
Rank	TAB	Horse/Jockey	Barrier	Top Speed [km/h]	Fastest Section								Distance Travelled [m]
11	7	SUNSET DREAMING	17	67.7	0:08.24	1:16.98 [11]	1:08.74 [6]	0:57.91 [4]	0:45.93 [5]	0:33.72 [5]	0:22.22 [7]	0:33.72	+5
		Ryan Maloney		1200m	Overall	(0:08.24)	(0:10.83)	(0:11.98)	(0:12.21)	(0:11.50)	(0:11.11)		
12	6	IT'S A KNOCKOUT	11	67.3	0:08.28	1:17.09 [12]	1:08.81 [7]	0:57.72 [8]	0:45.66 [9]	0:33.64 [8]	0:22.29 [8]	0:33.64	+6
		James McDonald		1200m	Overall	(0:08.28)	(0:11.09)	(0:12.06)	(0:12.02)	(0:11.35)	(0:11.01)		
13	15	MISS KIM KAR	16	68.0	0:08.61	1:17.13 [13]	1:08.52 [17]	0:57.07 [18]	0:45.05 [18]	0:33.00 [18]	0:21.69 [17]	0:33.00	+0
		Michael Rodd		400m	Overall	(0:08.61)	(0:11.45)	(0:12.02)	(0:12.05)	(0:11.31)	(0:10.79)		
14	2	ZASZOU	14	67.3	0:08.55	1:17.16 [14]	1:08.61 [15]	0:57.52 [12]	0:45.46 [13]	0:33.45 [13]	0:22.14 [12]	0:33.45	+8
		Jamie Melham		400m	Overall	(0:08.55)	(0:11.09)	(0:12.06)	(0:12.01)	(0:11.31)	(0:10.91)		
15	3	LONHRO'S QUEEN	15	67.7	0:08.49	1:17.18 [15]	1:08.69 [12]	0:57.30 [16]	0:45.24 [17]	0:33.25 [15]	0:21.95 [16]	0:33.25	+6
		Rachel King		400m	Overall	(0:08.49)	(0:11.39)	(0:12.06)	0:45.24 [17] (0:11.99)	0:33.25 [15] (0:11.30)	0:21.95 [16] (0:10.79)		
16	12	LADY SHOTGUN	10	67.6	0:08.57	1:17.49 [16]	1:08.92 [16]	0:57.65 [15]	0:45.57 [16]	0:33.53 [16]	0:22.28 [15]	0:33.53	+5
		Ben Thompson		400m	Overall	(0:08.57)	(0:11.27)	(0:12.08)	(0:12.04)	0:33.53 [16] (0:11.25)	0:22.28 [15] (0:10.84)		
17	17	BRIGHT BLONDE	8	68.2	0:08.49	1:17.73 [17]	1:09.24 [13]	0:58.08 [14]	0:46.23 [11]	0:34.09 [11]	0:22.76 [10]	0:34.09	-3
		Cejay Graham		400m	Overall	(0:08.49)	(0:11.16)	(0:11.85)	(0:12.14)	(0:11.33)	(0:11.10)		
18	19	MISS CARTEL	5	65.5	0:08.30	1:19.31 [18]	1:11.01 [8]	0:59.67 [13]	0:47.52 [15]	0:35.33 [17]	0:23.69 [18]	0:35.33	+3
		Daniel Moor		400m	Overall	(0:08.30)	(0:11.34)	(0:12.15)	(0:12.19)	(0:11.64)	(0:11.36)		

Scratched: Miss Personality (#13), La Soeur (#20), Glass Of Rose (#21)



**Aquis Park Gold Coast Professional**  
**Race 5: TAB MAGIC MILLIONS FILLIES & MARES - 1300m**  
**17 January 2026 - 14:54**



Track Rating: Good 4, Weather: Overcast, Rail Position: +2m Entire

Section		Field Times		200m		Last 600m			
				0:11.21 (0:11.21)		0:33.54			
Rank	TAB	Horse/Jockey	Barrier	Top Speed [km/h]	Fastest Section	Margin			Distance Travelled [m]
1	9	POSTER GIRL	12	67.5	0:08.02	0:11.21 [1]	1:16.36	0:33.52	
		Martin Harley		1200m	Overall	(0:11.21)			
2	4	JENNI THE FOX	2	68.2	0:08.05	0:11.10 [2]	0.02L	0:33.54	-4
		Craig Williams		1200m	Overall	(0:11.10)			
3	5	COUNTYOURBLESSINGS	3	67.8	0:08.38	0:10.86 [4]	0.15L	0:32.96	-3
		Zac Lloyd		400m	Overall	(0:10.86)			
4	10	YES LULU	7	68.2	0:08.33	0:10.80 [9]	1.57L	0:32.99	-1
		Tommy Berry		200m	Overall	(0:10.80)			
5	1	DANCE TO THE BOOM	6	68.2	0:08.13	0:11.26 [3]	1.76L	0:33.57	+1
		Angela Jones		400m	Overall	(0:11.26)			
6	14	JUST IN TIME	9	68.2	0:08.33	0:11.00 [7]	1.87L	0:33.19	+1
		Tim Clark		400m	Overall	(0:11.00)			
7	16	SCRIPTED	18	67.9	0:08.78	0:10.78 [14]	2.73L	0:32.95	-2
		Damian Lane		400m	Overall	(0:10.78)			
8	18	HOOT 'N' HOLLER	1	66.5	0:08.13	0:11.26 [6]	2.79L	0:33.68	-1
		Ron Stewart		1200m	Overall	(0:11.26)			
9	8	RUSSIAN ALLIANCE	4	68.2	0:08.13	0:11.28 [5]	2.89L	0:33.54	+2
		Kyle Wilson-Taylor		400m	Overall	(0:11.28)			
10	11	WOOLOOWIN	13	68.5	0:08.54	0:11.00 [10]	2.98L	0:33.18	+4
		Tyler Schiller		200m	Overall	(0:11.00)			

Scratched: Miss Personality (#13), La Soeur (#20), Glass Of Rose (#21)



**Aquis Park Gold Coast Professional**  
**Race 5: TAB MAGIC MILLIONS FILLIES & MARES - 1300m**  
**17 January 2026 - 14:54**



Track Rating: Good 4, Weather: Overcast, Rail Position: +2m Entire

Section		200m					Last 600m		
Field Times		0:11.21 (0:11.21)					0:33.54		
Rank	TAB	Horse/Jockey	Barrier	Top Speed [km/h]	Fastest Section	Margin			Distance Travelled [m]
11	7	SUNSET DREAMING	17	67.7	0:08.24	0:11.11 [10]	3.64L		0:33.72 +5
		Ryan Maloney		1200m	Overall	(0:11.11)			
12	6	IT'S A KNOCKOUT	11	67.3	0:08.28	0:11.28 [8]	4.28L		0:33.64 +6
		James McDonald		1200m	Overall	(0:11.28)			
13	15	MISS KIM KAR	16	68.0	0:08.61	0:10.90 [17]	4.52L		0:33.00 +0
		Michael Rodd		400m	Overall	(0:10.90)			
14	2	ZASZOU	14	67.3	0:08.55	0:11.23 [12]	4.7L		0:33.45 +8
		Jamie Melham		400m	Overall	(0:11.23)			
15	3	LONHRO'S QUEEN	15	67.7	0:08.49	0:11.16 [13]	4.84L		0:33.25 +6
		Rachel King		400m	Overall	(0:11.16)			
16	12	LADY SHOTGUN	10	67.6	0:08.57	0:11.44 [15]	6.63L		0:33.53 +5
		Ben Thompson		400m	Overall	(0:11.44)			
17	17	BRIGHT BLONDE	8	68.2	0:08.49	0:11.66 [16]	8.09L		0:34.09 -3
		Cejay Graham		400m	Overall	(0:11.66)			
18	19	MISS CARTEL	5	65.5	0:08.30	0:12.33 [18]	17.35L		0:35.33 +3
		Daniel Moor		400m	Overall	(0:12.33)			

Scratched: Miss Personality (#13), La Soeur (#20), Glass Of Rose (#21)



Horse/Jockey Name	Poster Girl
Final Rank	1
Fastest Section Time (Section)	0:08.02 (Overall)
Top Speed [km/h] (Section)	67.5 (1200m)
Race State	Finished

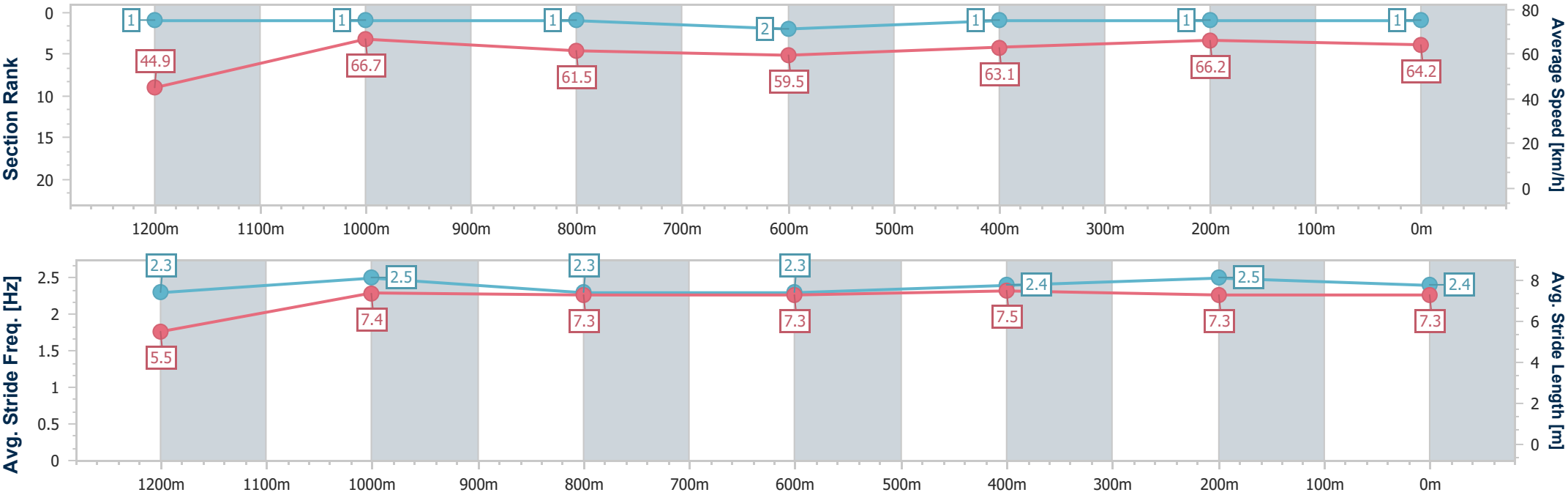


Aquis Park Gold CoastProfessional  
Race 5: TAB MAGIC MILLIONS FILLIES & MARES - 1300m



17 January 2026 - 14:54  
Track Rating: Good 4, Weather: Overcast, Rail Position: +2m Entire

Section	Overall	1200m	1000m	800m	600m	400m	200m						
Section Times	1:16.36 [1] (0:08.02)	1:08.34 [1] (0:10.80)	0:57.54 [1] (0:11.86)	0:45.68 [1] (0:12.16)	0:33.52 [2] (0:11.41)	0:22.11 [1] (0:10.90)	0:11.21 [1] (0:11.21)						
Average Speed [km/h]	44.9	66.7	61.5	59.5	63.1	66.2	64.2						
Top Speed [km/h]	65.3	67.5	64.5	61.3	65.0	67.4	66.1						
Avg. Dist. to Rail [m]	11.1	5.1	2.0	1.4	0.7	1.8	3.4						
Avg. Stride Freq. [Hz]	2.3	2.5	2.3	2.3	2.4	2.5	2.4						
Avg. Stride Length [m]	5.5	7.4	7.3	7.3	7.5	7.3	7.3						



- [ ] Ranking at each section and finish
- .-.- No data available at this section
- NA No data available



Horse/Jockey Name	Jenni The Fox
Final Rank	2
Fastest Section Time (Section)	0:08.05 (Overall)
Top Speed [km/h] (Section)	68.2 (1200m)
Race State	Finished

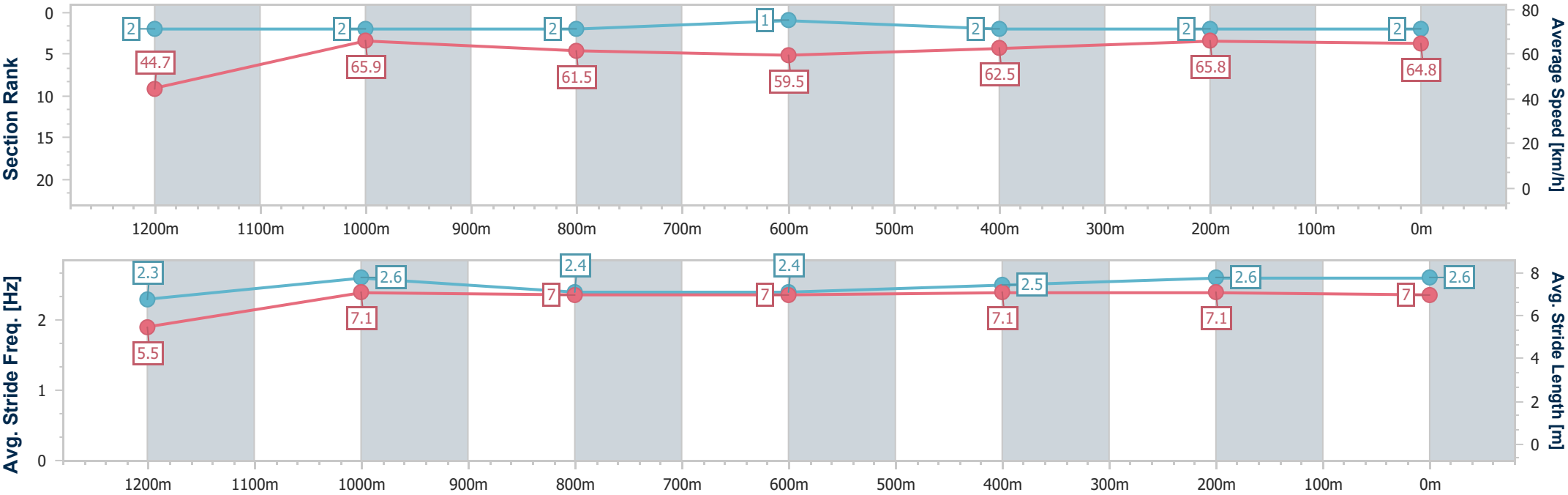


Aquis Park Gold CoastProfessional  
Race 5: TAB MAGIC MILLIONS FILLIES & MARES - 1300m



17 January 2026 - 14:54  
Track Rating: Good 4, Weather: Overcast, Rail Position: +2m Entire

Section	Overall	1200m	1000m	800m	600m	400m	200m						
Section Times	1:16.36 [2] (0:08.05)	1:08.31 [2] (0:10.89)	0:57.42 [2] (0:11.78)	0:45.64 [2] (0:12.10)	0:33.54 [1] (0:11.49)	0:22.05 [2] (0:10.95)	0:11.10 [2] (0:11.10)						
Average Speed [km/h]	44.7	65.9	61.5	59.5	62.5	65.8	64.8						
Top Speed [km/h]	63.0	68.2	64.7	61.6	63.9	67.7	65.9						
Avg. Dist. to Rail [m]	2.5	2.0	0.7	0.4	0.7	1.2	2.6						
Avg. Stride Freq. [Hz]	2.3	2.6	2.4	2.4	2.5	2.6	2.6						
Avg. Stride Length [m]	5.5	7.1	7.0	7.0	7.1	7.1	7.0						





Horse/Jockey Name	Countyourblessings
Final Rank	3
Fastest Section Time (Section)	0:08.38 (Overall)
Top Speed [km/h] (Section)	67.8 (400m)
Race State	Finished

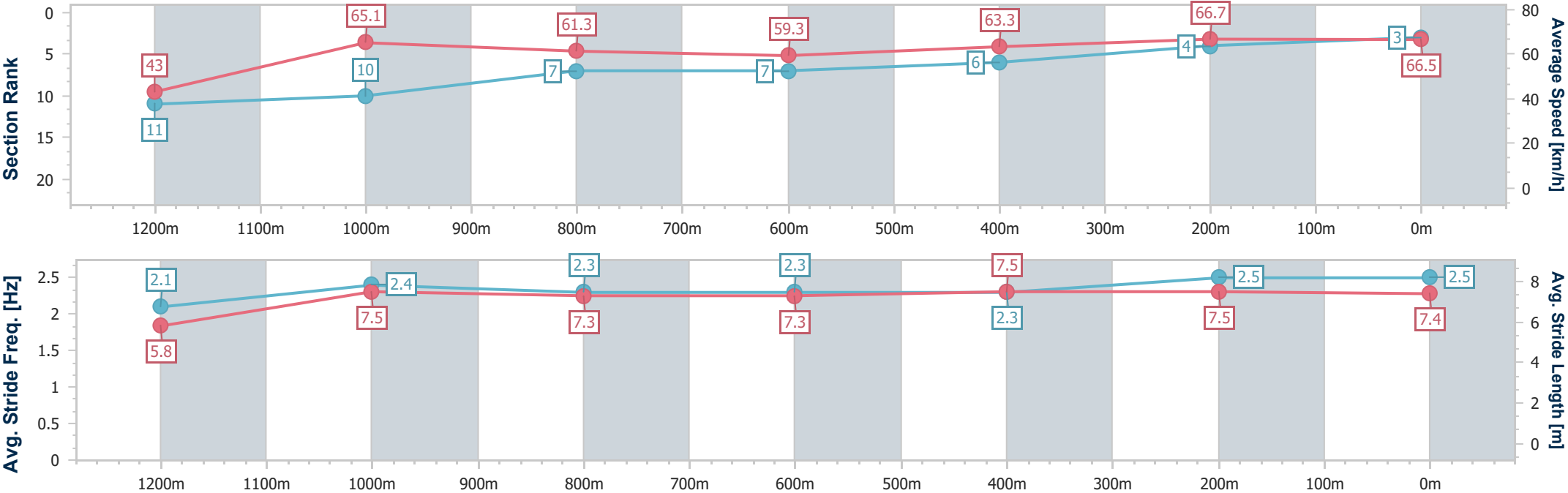


Aquis Park Gold CoastProfessional  
Race 5: TAB MAGIC MILLIONS FILLIES & MARES - 1300m



17 January 2026 - 14:54  
Track Rating: Good 4, Weather: Overcast, Rail Position: +2m Entire

Section	Overall	1200m	1000m	800m	600m	400m	200m						
Section Times	1:16.38 [3] (0:08.38)	1:08.00 [11] (0:11.09)	0:56.91 [10] (0:11.80)	0:45.11 [7] (0:12.15)	0:32.96 [7] (0:11.32)	0:21.64 [6] (0:10.78)	0:10.86 [4] (0:10.86)						
Average Speed [km/h]	43.0	65.1	61.3	59.3	63.3	66.7	66.5						
Top Speed [km/h]	61.9	66.2	64.5	60.9	65.3	67.8	67.7						
Avg. Dist. to Rail [m]	3.4	1.8	0.8	0.4	0.8	0.3	0.4						
Avg. Stride Freq. [Hz]	2.1	2.4	2.3	2.3	2.3	2.5	2.5						
Avg. Stride Length [m]	5.8	7.5	7.3	7.3	7.5	7.5	7.4						



- [ ] Ranking at each section and finish
- .-.- No data available at this section
- NA No data available



Horse/Jockey Name	Yes Lulu
Final Rank	4
Fastest Section Time (Section)	0:08.33 (Overall)
Top Speed [km/h] (Section)	68.2 (200m)
Race State	Finished

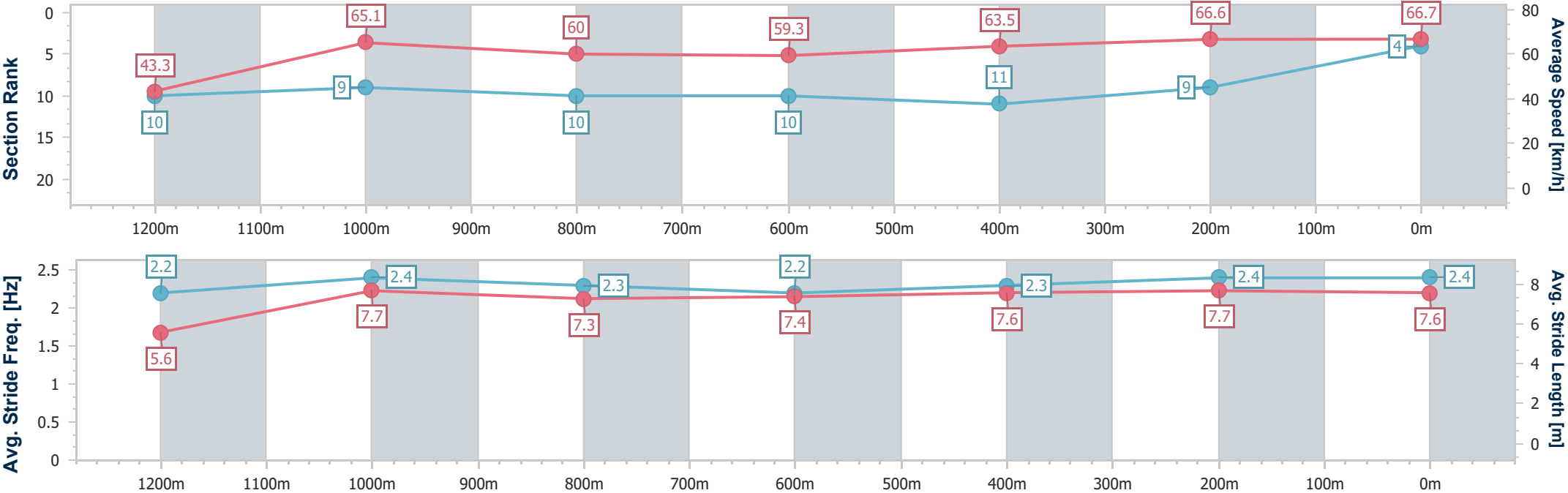


Aquis Park Gold CoastProfessional  
Race 5: TAB MAGIC MILLIONS FILLIES & MARES - 1300m



17 January 2026 - 14:54  
Track Rating: Good 4, Weather: Overcast, Rail Position: +2m Entire

Section	Overall	1200m	1000m	800m	600m	400m	200m						
Section Times	1:16.63 [4] (0:08.33)	1:08.30 [10] (0:11.07)	0:57.23 [9] (0:12.05)	0:45.18 [10] (0:12.19)	0:32.99 [10] (0:11.35)	0:21.64 [11] (0:10.84)	0:10.80 [9] (0:10.80)						
Average Speed [km/h]	43.3	65.1	60.0	59.3	63.5	66.6	66.7						
Top Speed [km/h]	61.9	66.8	63.4	61.2	65.5	68.1	68.2						
Avg. Dist. to Rail [m]	7.3	3.5	1.1	1.1	0.7	1.4	2.2						
Avg. Stride Freq. [Hz]	2.2	2.4	2.3	2.2	2.3	2.4	2.4						
Avg. Stride Length [m]	5.6	7.7	7.3	7.4	7.6	7.7	7.6						



[ ] Ranking at each section and finish  
-.-.- No data available at this section  
NA No data available



Horse/Jockey Name	Dance To The Boom
Final Rank	5
Fastest Section Time (Section)	0:08.13 (Overall)
Top Speed [km/h] (Section)	68.2 (400m)
Race State	Finished

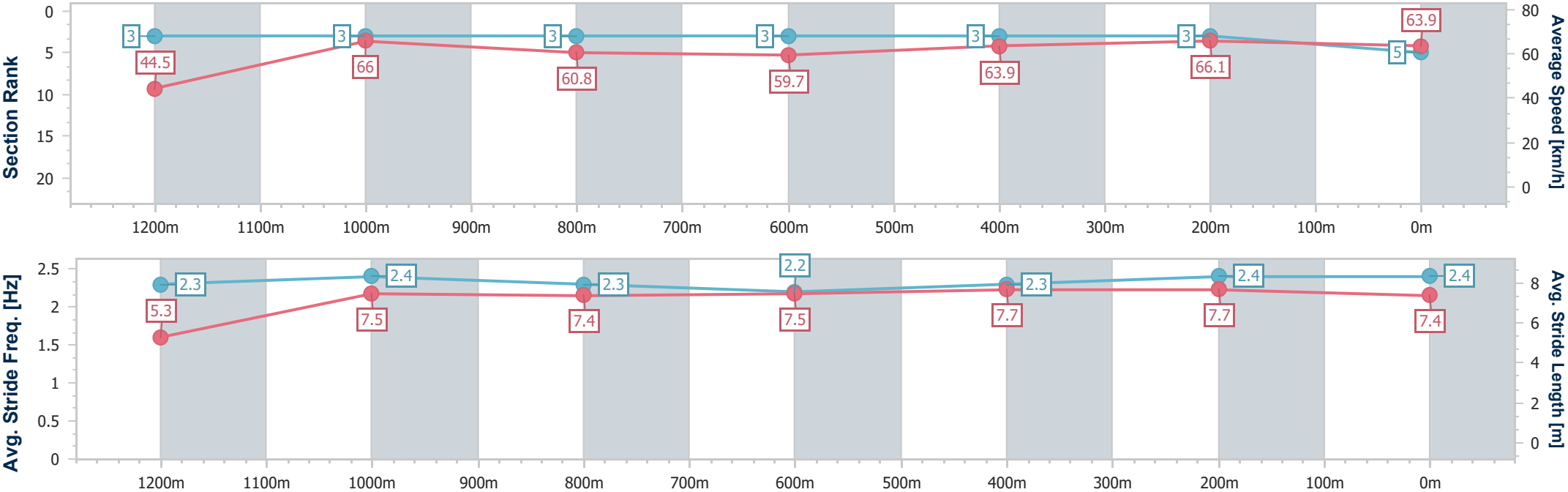


Aquis Park Gold CoastProfessional  
Race 5: TAB MAGIC MILLIONS FILLIES & MARES - 1300m



17 January 2026 - 14:54  
Track Rating: Good 4, Weather: Overcast, Rail Position: +2m Entire

Section	Overall	1200m	1000m	800m	600m	400m	200m						
Section Times	1:16.66 [5] (0:08.13)	1:08.53 [3] (0:10.88)	0:57.65 [3] (0:11.91)	0:45.74 [3] (0:12.17)	0:33.57 [3] (0:11.40)	0:22.17 [3] (0:10.91)	0:11.26 [3] (0:11.26)						
Average Speed [km/h]	44.5	66.0	60.8	59.7	63.9	66.1	63.9						
Top Speed [km/h]	64.3	67.5	64.2	61.5	65.5	68.2	66.2						
Avg. Dist. to Rail [m]	6.5	3.5	1.5	1.7	1.9	3.5	5.5						
Avg. Stride Freq. [Hz]	2.3	2.4	2.3	2.2	2.3	2.4	2.4						
Avg. Stride Length [m]	5.3	7.5	7.4	7.5	7.7	7.7	7.4						





Horse/Jockey Name	Just In Time
Final Rank	6
Fastest Section Time (Section)	0:08.33 (Overall)
Top Speed [km/h] (Section)	68.2 (400m)
Race State	Finished

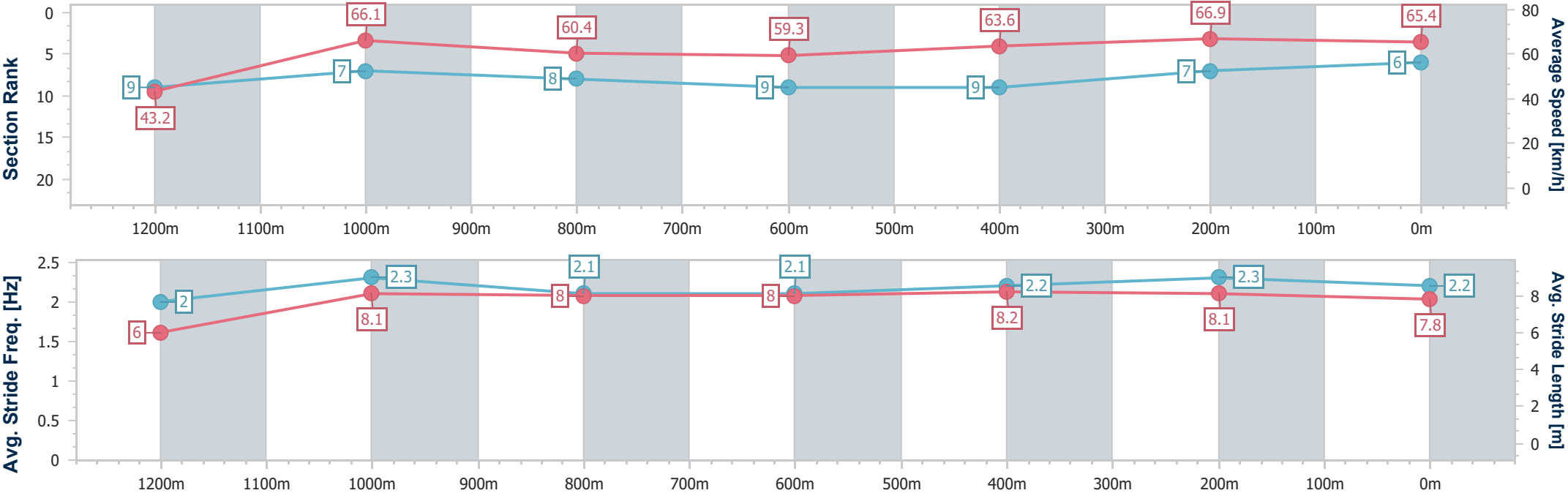


Aquis Park Gold CoastProfessional  
Race 5: TAB MAGIC MILLIONS FILLIES & MARES - 1300m



17 January 2026 - 14:54  
Track Rating: Good 4, Weather: Overcast, Rail Position: +2m Entire

Section	Overall	1200m	1000m	800m	600m	400m	200m						
Section Times	1:16.68 [6] (0:08.33)	1:08.35 [9] (0:10.93)	0:57.42 [7] (0:12.01)	0:45.41 [8] (0:12.22)	0:33.19 [9] (0:11.39)	0:21.80 [9] (0:10.80)	0:11.00 [7] (0:11.00)						
Average Speed [km/h]	43.2	66.1	60.4	59.3	63.6	66.9	65.4						
Top Speed [km/h]	62.8	67.7	64.0	61.4	64.9	68.2	68.1						
Avg. Dist. to Rail [m]	8.7	4.8	1.6	1.8	0.9	2.3	4.3						
Avg. Stride Freq. [Hz]	2.0	2.3	2.1	2.1	2.2	2.3	2.2						
Avg. Stride Length [m]	6.0	8.1	8.0	8.0	8.2	8.1	7.8						





Horse/Jockey Name	Scripted
Final Rank	7
Fastest Section Time (Section)	0:08.78 (Overall)
Top Speed [km/h] (Section)	67.9 (400m)
Race State	Finished

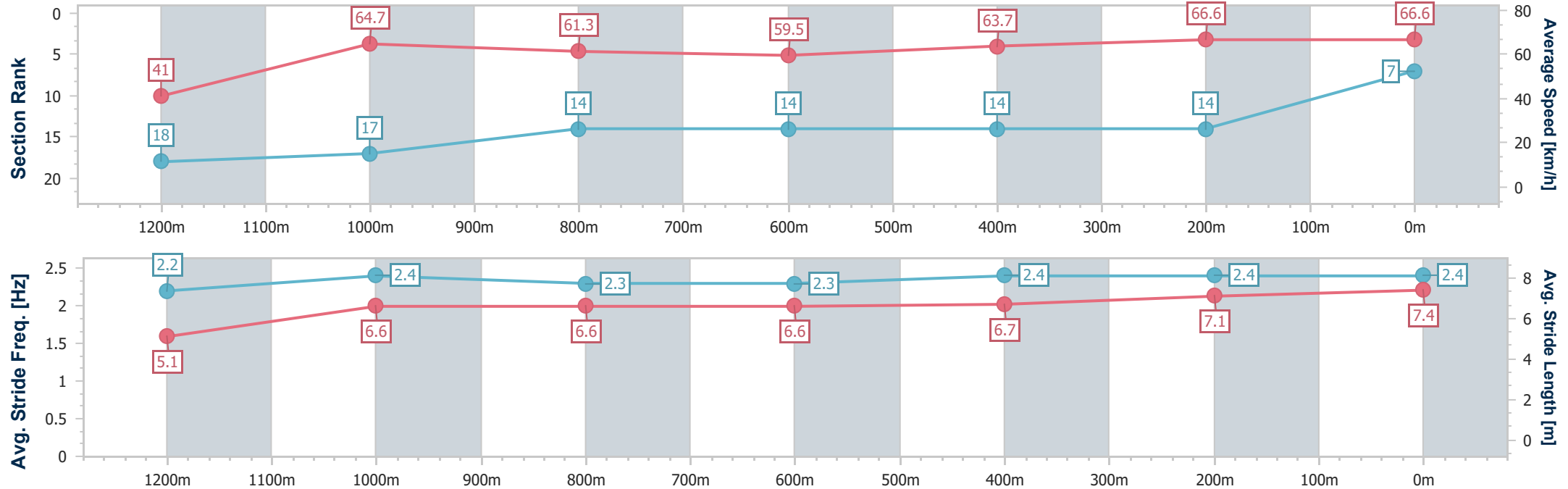


Aquis Park Gold CoastProfessional  
Race 5: TAB MAGIC MILLIONS FILLIES & MARES - 1300m



17 January 2026 - 14:54  
Track Rating: Good 4, Weather: Overcast, Rail Position: +2m Entire

Section	Overall	1200m	1000m	800m	600m	400m	200m						
Section Times	1:16.82 [7] (0:08.78)	1:08.04 [18] (0:11.16)	0:56.88 [17] (0:11.83)	0:45.05 [14] (0:12.10)	0:32.95 [14] (0:11.32)	0:21.63 [14] (0:10.85)	0:10.78 [14] (0:10.78)						
Average Speed [km/h]	41.0	64.7	61.3	59.5	63.7	66.6	66.6						
Top Speed [km/h]	59.1	67.0	66.2	62.6	64.9	67.9	67.5						
Avg. Dist. to Rail [m]	16.6	3.5	0.7	0.5	0.3	1.4	0.5						
Avg. Stride Freq. [Hz]	2.2	2.4	2.3	2.3	2.4	2.4	2.4						
Avg. Stride Length [m]	5.1	6.6	6.6	6.6	6.7	7.1	7.4						



- [ ] Ranking at each section and finish
- .-.- No data available at this section
- NA No data available



Horse/Jockey Name	Hoot 'N' Holler
Final Rank	8
Fastest Section Time (Section)	0:08.13 (Overall)
Top Speed [km/h] (Section)	66.5 (1200m)
Race State	Finished

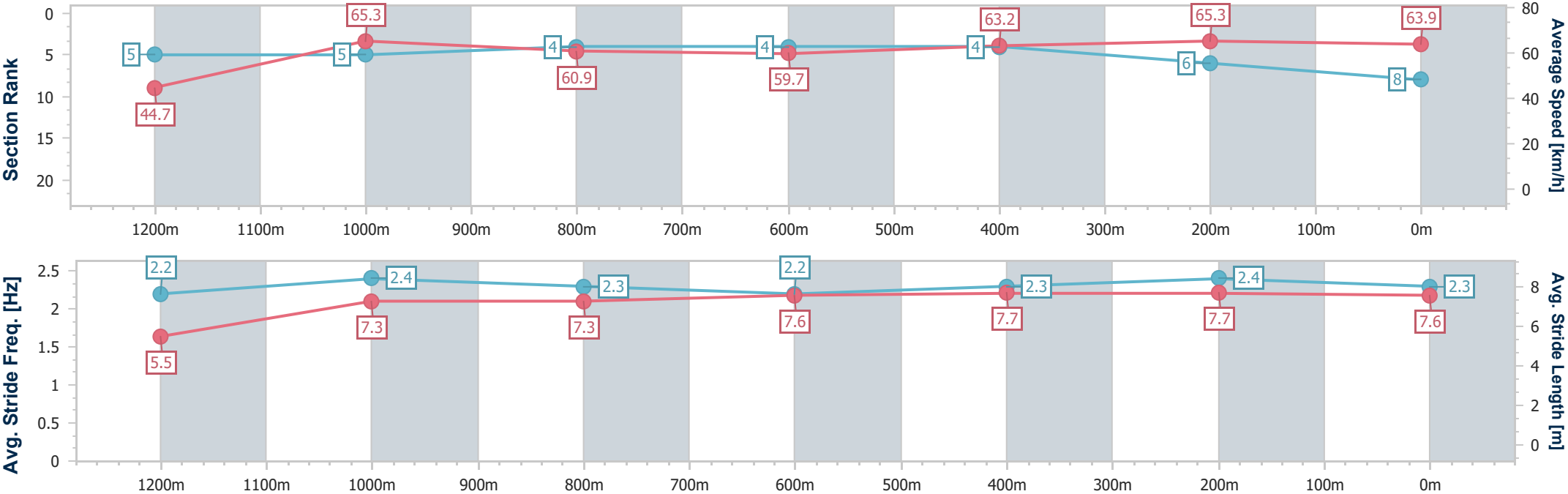


Aquis Park Gold CoastProfessional  
Race 5: TAB MAGIC MILLIONS FILLIES & MARES - 1300m



17 January 2026 - 14:54  
Track Rating: Good 4, Weather: Overcast, Rail Position: +2m Entire

Section	Overall	1200m	1000m	800m	600m	400m	200m						
Section Times	1:16.83 [8] (0:08.13)	1:08.70 [5] (0:11.02)	0:57.68 [5] (0:11.87)	0:45.81 [4] (0:12.13)	0:33.68 [4] (0:11.40)	0:22.28 [4] (0:11.02)	0:11.26 [6] (0:11.26)						
Average Speed [km/h]	44.7	65.3	60.9	59.7	63.2	65.3	63.9						
Top Speed [km/h]	62.8	66.5	65.1	60.9	64.6	66.2	65.6						
Avg. Dist. to Rail [m]	1.6	1.5	0.8	0.7	0.5	1.4	3.0						
Avg. Stride Freq. [Hz]	2.2	2.4	2.3	2.2	2.3	2.4	2.3						
Avg. Stride Length [m]	5.5	7.3	7.3	7.6	7.7	7.7	7.6						





Horse/Jockey Name	Russian Alliance
Final Rank	9
Fastest Section Time (Section)	0:08.13 (Overall)
Top Speed [km/h] (Section)	68.2 (400m)
Race State	Finished

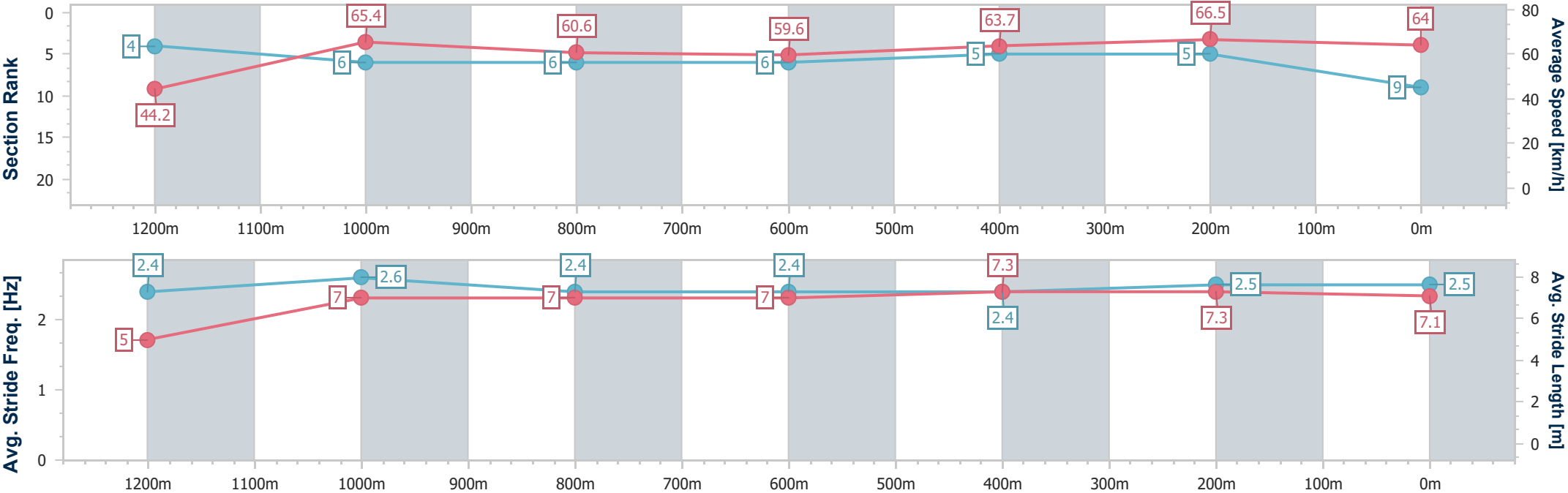


Aquis Park Gold CoastProfessional  
Race 5: TAB MAGIC MILLIONS FILLIES & MARES - 1300m



17 January 2026 - 14:54  
Track Rating: Good 4, Weather: Overcast, Rail Position: +2m Entire

Section	Overall	1200m	1000m	800m	600m	400m	200m						
Section Times	1:16.85 [9] (0:08.13)	1:08.72 [4] (0:11.06)	0:57.66 [6] (0:11.96)	0:45.70 [6] (0:12.16)	0:33.54 [6] (0:11.38)	0:22.16 [5] (0:10.88)	0:11.28 [5] (0:11.28)						
Average Speed [km/h]	44.2	65.4	60.6	59.6	63.7	66.5	64.0						
Top Speed [km/h]	63.1	66.2	64.4	61.6	64.7	68.2	65.6						
Avg. Dist. to Rail [m]	4.5	2.9	1.6	2.2	1.6	3.7	6.5						
Avg. Stride Freq. [Hz]	2.4	2.6	2.4	2.4	2.4	2.5	2.5						
Avg. Stride Length [m]	5.0	7.0	7.0	7.0	7.3	7.3	7.1						



- [ ] Ranking at each section and finish
- .-.- No data available at this section
- NA No data available



Horse/Jockey Name	Woolloowin
Final Rank	10
Fastest Section Time (Section)	0:08.54 (Overall)
Top Speed [km/h] (Section)	68.5 (200m)
Race State	Finished

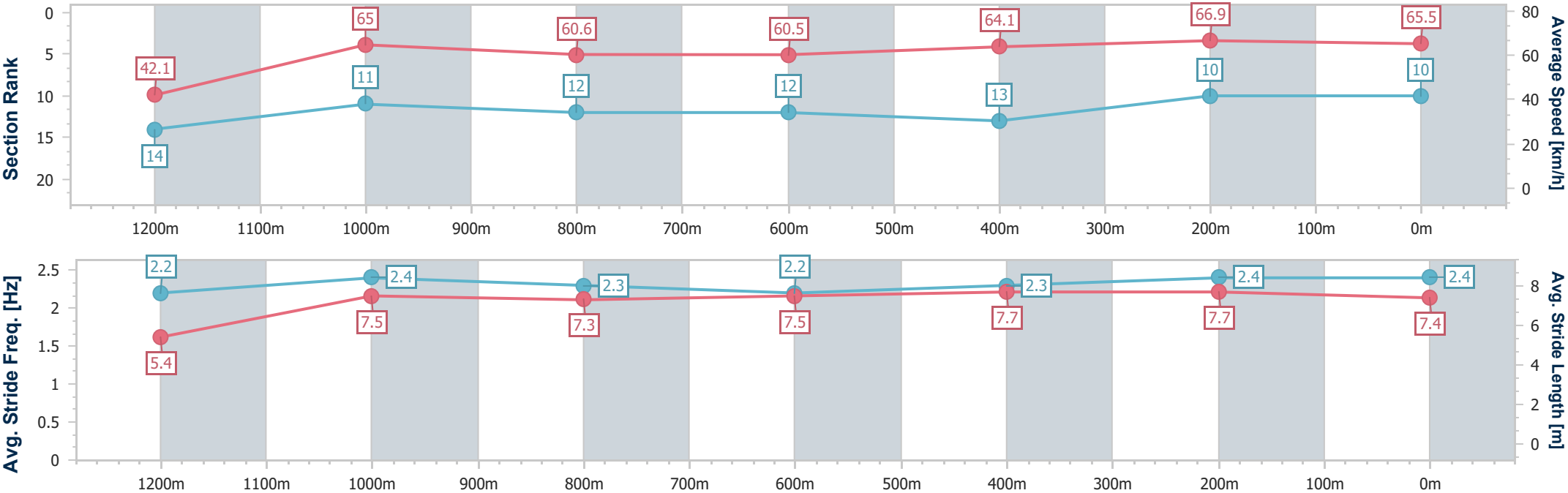


Aquis Park Gold CoastProfessional  
Race 5: TAB MAGIC MILLIONS FILLIES & MARES - 1300m



17 January 2026 - 14:54  
Track Rating: Good 4, Weather: Overcast, Rail Position: +2m Entire

Section	Overall	1200m	1000m	800m	600m	400m	200m						
Section Times	1:16.87 [10] (0:08.54)	1:08.33 [14] (0:11.10)	0:57.23 [11] (0:12.04)	0:45.19 [12] (0:12.01)	0:33.18 [12] (0:11.40)	0:21.78 [13] (0:10.78)	0:11.00 [10] (0:11.00)						
Average Speed [km/h]	42.1	65.0	60.6	60.5	64.1	66.9	65.5						
Top Speed [km/h]	62.8	67.4	66.7	63.9	65.4	68.0	68.5						
Avg. Dist. to Rail [m]	12.1	5.1	2.2	2.3	2.4	4.7	5.6						
Avg. Stride Freq. [Hz]	2.2	2.4	2.3	2.2	2.3	2.4	2.4						
Avg. Stride Length [m]	5.4	7.5	7.3	7.5	7.7	7.7	7.4						





Horse/Jockey Name	Sunset Dreaming
Final Rank	11
Fastest Section Time (Section)	0:08.24 (Overall)
Top Speed [km/h] (Section)	67.7 (1200m)
Race State	Finished

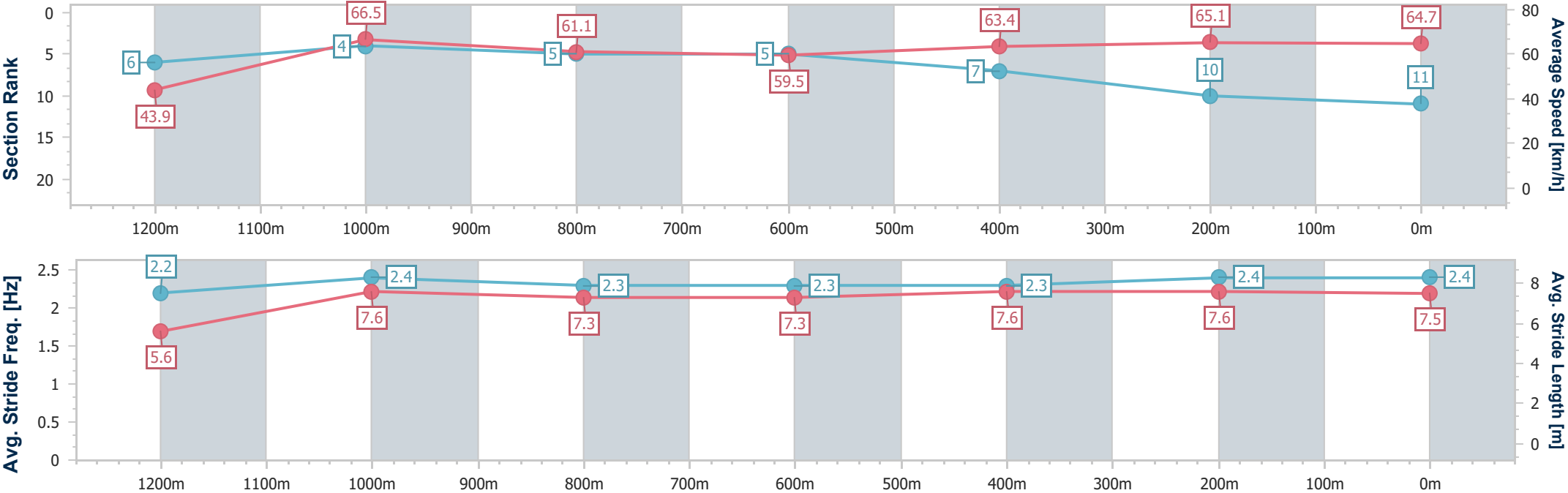


Aquis Park Gold CoastProfessional  
Race 5: TAB MAGIC MILLIONS FILLIES & MARES - 1300m



17 January 2026 - 14:54  
Track Rating: Good 4, Weather: Overcast, Rail Position: +2m Entire

Section	Overall	1200m	1000m	800m	600m	400m	200m						
Section Times	1:16.98 [11] (0:08.24)	1:08.74 [6] (0:10.83)	0:57.91 [4] (0:11.98)	0:45.93 [5] (0:12.21)	0:33.72 [5] (0:11.50)	0:22.22 [7] (0:11.11)	0:11.11 [10] (0:11.11)						
Average Speed [km/h]	43.9	66.5	61.1	59.5	63.4	65.1	64.7						
Top Speed [km/h]	63.9	67.7	65.7	61.2	64.7	66.4	66.2						
Avg. Dist. to Rail [m]	16.6	7.3	2.8	2.6	2.4	4.9	7.8						
Avg. Stride Freq. [Hz]	2.2	2.4	2.3	2.3	2.3	2.4	2.4						
Avg. Stride Length [m]	5.6	7.6	7.3	7.3	7.6	7.6	7.5						



- [ ] Ranking at each section and finish
- .-.-.- No data available at this section
- NA No data available



Horse/Jockey Name	It's A Knockout
Final Rank	12
Fastest Section Time (Section)	0:08.28 (Overall)
Top Speed [km/h] (Section)	67.3 (1200m)
Race State	Finished

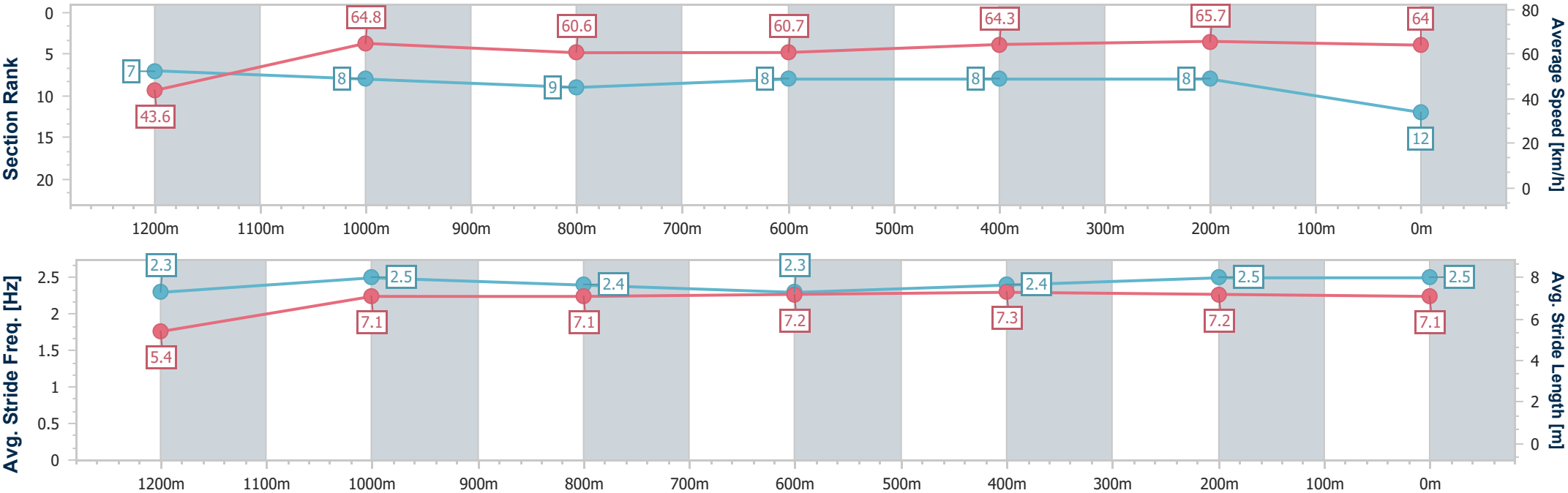


Aquis Park Gold CoastProfessional  
Race 5: TAB MAGIC MILLIONS FILLIES & MARES - 1300m



17 January 2026 - 14:54  
Track Rating: Good 4, Weather: Overcast, Rail Position: +2m Entire

Section	Overall	1200m	1000m	800m	600m	400m	200m						
Section Times	1:17.09 [12] (0:08.28)	1:08.81 [7] (0:11.09)	0:57.72 [8] (0:12.06)	0:45.66 [9] (0:12.02)	0:33.64 [8] (0:11.35)	0:22.29 [8] (0:11.01)	0:11.28 [8] (0:11.28)						
Average Speed [km/h]	43.6	64.8	60.6	60.7	64.3	65.7	64.0						
Top Speed [km/h]	62.7	67.3	63.5	62.7	65.7	66.6	65.4						
Avg. Dist. to Rail [m]	10.6	6.7	3.1	3.0	2.5	5.7	8.7						
Avg. Stride Freq. [Hz]	2.3	2.5	2.4	2.3	2.4	2.5	2.5						
Avg. Stride Length [m]	5.4	7.1	7.1	7.2	7.3	7.2	7.1						





Horse/Jockey Name	Miss Kim Kar
Final Rank	13
Fastest Section Time (Section)	0:08.61 (Overall)
Top Speed [km/h] (Section)	68.0 (400m)
Race State	Finished

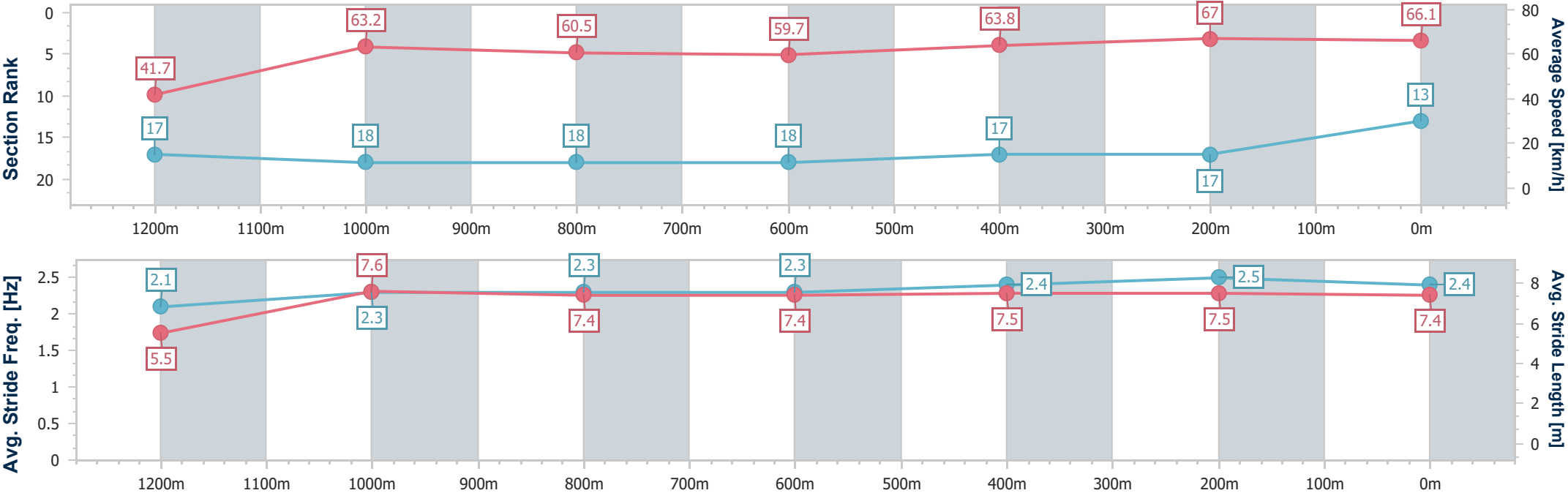


Aquis Park Gold CoastProfessional  
Race 5: TAB MAGIC MILLIONS FILLIES & MARES - 1300m



17 January 2026 - 14:54  
Track Rating: Good 4, Weather: Overcast, Rail Position: +2m Entire

Section	Overall	1200m	1000m	800m	600m	400m	200m						
Section Times	1:17.13 [13] (0:08.61)	1:08.52 [17] (0:11.45)	0:57.07 [18] (0:12.02)	0:45.05 [18] (0:12.05)	0:33.00 [18] (0:11.31)	0:21.69 [17] (0:10.79)	0:10.90 [17] (0:10.90)						
Average Speed [km/h]	41.7	63.2	60.5	59.7	63.8	67.0	66.1						
Top Speed [km/h]	55.9	65.7	64.4	63.0	65.7	68.0	67.3						
Avg. Dist. to Rail [m]	15.4	5.1	1.9	0.9	0.8	4.2	6.3						
Avg. Stride Freq. [Hz]	2.1	2.3	2.3	2.3	2.4	2.5	2.4						
Avg. Stride Length [m]	5.5	7.6	7.4	7.4	7.5	7.5	7.4						





Horse/Jockey Name	Zaszou
Final Rank	14
Fastest Section Time (Section)	0:08.55 (Overall)
Top Speed [km/h] (Section)	67.3 (400m)
Race State	Finished

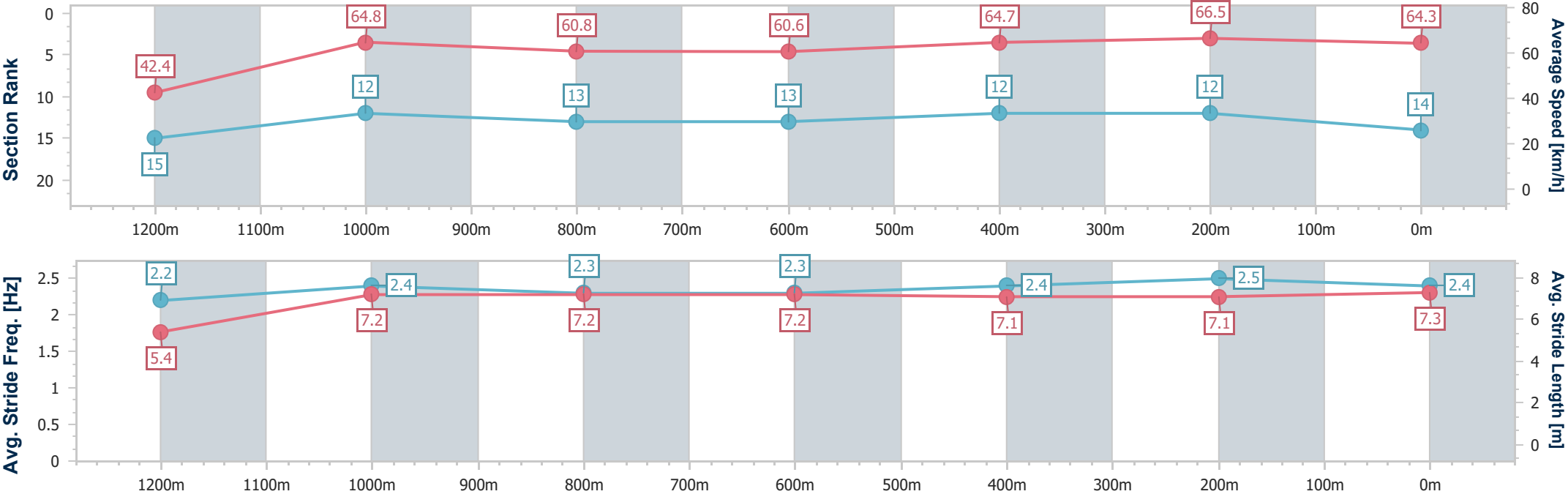


Aquis Park Gold CoastProfessional  
Race 5: TAB MAGIC MILLIONS FILLIES & MARES - 1300m



17 January 2026 - 14:54  
Track Rating: Good 4, Weather: Overcast, Rail Position: +2m Entire

Section	Overall	1200m	1000m	800m	600m	400m	200m						
Section Times	1:17.16 [14] (0:08.55)	1:08.61 [15] (0:11.09)	0:57.52 [12] (0:12.06)	0:45.46 [13] (0:12.01)	0:33.45 [13] (0:11.31)	0:22.14 [12] (0:10.91)	0:11.23 [12] (0:11.23)						
Average Speed [km/h]	42.4	64.8	60.8	60.6	64.7	66.5	64.3						
Top Speed [km/h]	60.9	67.1	65.2	63.6	65.8	67.3	65.9						
Avg. Dist. to Rail [m]	13.2	6.1	3.0	3.0	3.4	7.1	9.9						
Avg. Stride Freq. [Hz]	2.2	2.4	2.3	2.3	2.4	2.5	2.4						
Avg. Stride Length [m]	5.4	7.2	7.2	7.2	7.1	7.1	7.3						





Horse/Jockey Name	Lonhro's Queen
Final Rank	15
Fastest Section Time (Section)	0:08.49 (Overall)
Top Speed [km/h] (Section)	67.7 (400m)
Race State	Finished

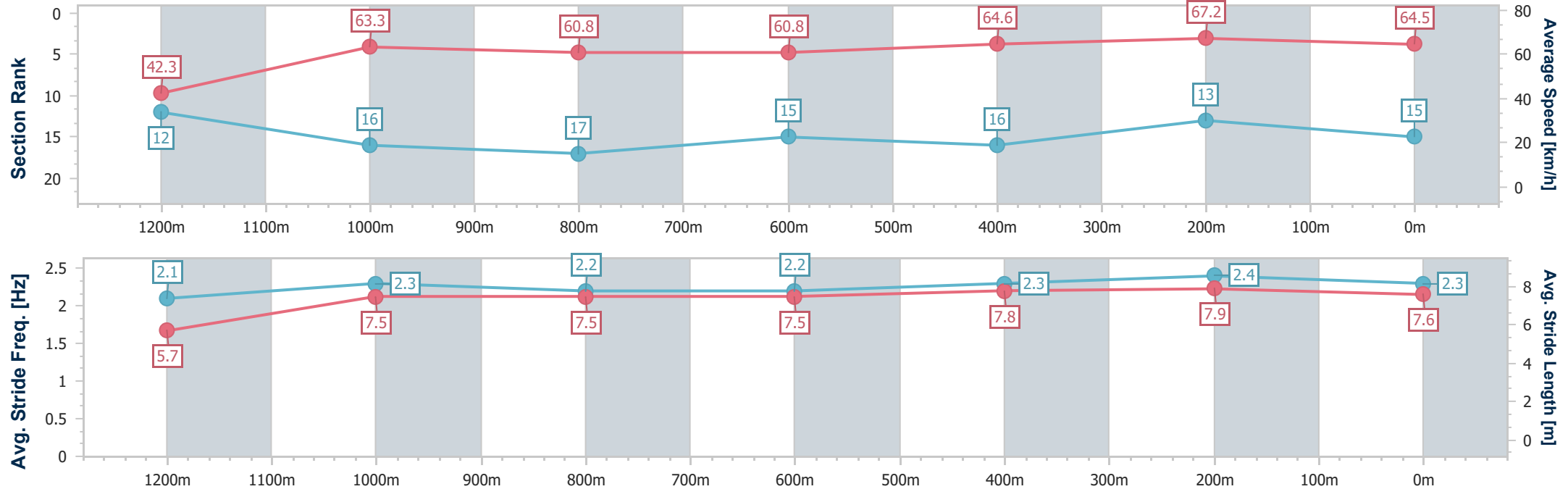


Aquis Park Gold CoastProfessional  
Race 5: TAB MAGIC MILLIONS FILLIES & MARES - 1300m



17 January 2026 - 14:54  
Track Rating: Good 4, Weather: Overcast, Rail Position: +2m Entire

Section	Overall	1200m	1000m	800m	600m	400m	200m						
Section Times	1:17.18 [15] (0:08.49)	1:08.69 [12] (0:11.39)	0:57.30 [16] (0:12.06)	0:45.24 [17] (0:11.99)	0:33.25 [15] (0:11.30)	0:21.95 [16] (0:10.79)	0:11.16 [13] (0:11.16)						
Average Speed [km/h]	42.3	63.3	60.8	60.8	64.6	67.2	64.5						
Top Speed [km/h]	59.7	65.0	65.0	64.1	65.9	67.7	66.5						
Avg. Dist. to Rail [m]	13.9	6.7	3.0	3.4	2.9	7.9	10.9						
Avg. Stride Freq. [Hz]	2.1	2.3	2.2	2.2	2.3	2.4	2.3						
Avg. Stride Length [m]	5.7	7.5	7.5	7.5	7.8	7.9	7.6						





Horse/Jockey Name	Lady Shotgun
Final Rank	16
Fastest Section Time (Section)	0:08.57 (Overall)
Top Speed [km/h] (Section)	67.6 (400m)
Race State	Finished

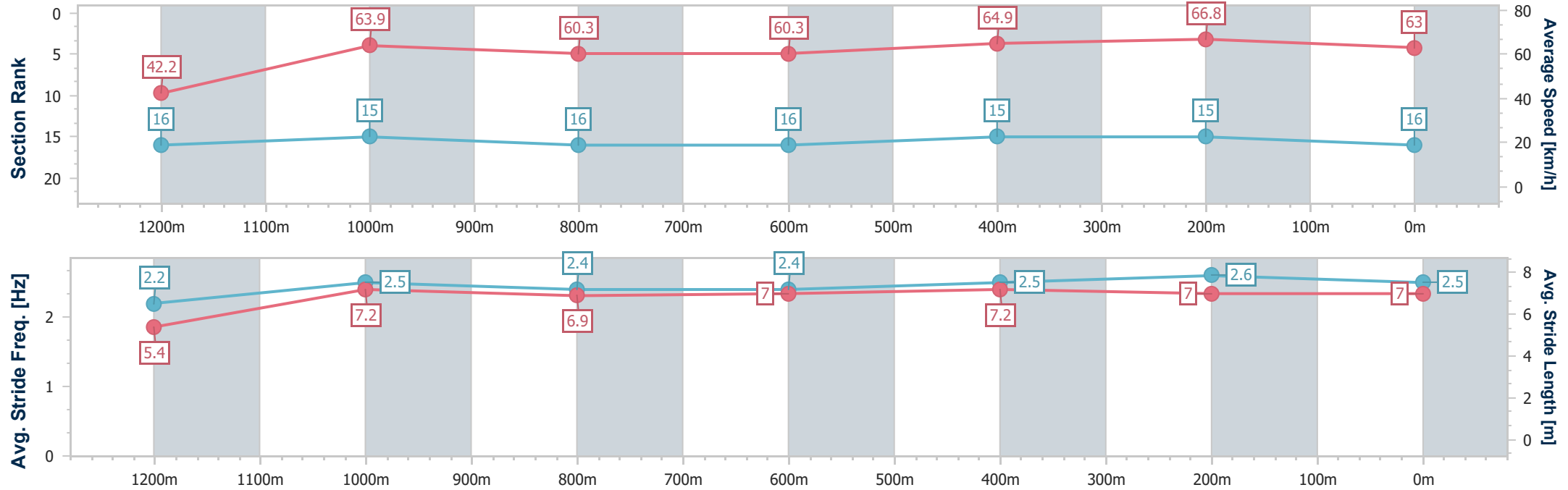


Aquis Park Gold CoastProfessional  
Race 5: TAB MAGIC MILLIONS FILLIES & MARES - 1300m



17 January 2026 - 14:54  
Track Rating: Good 4, Weather: Overcast, Rail Position: +2m Entire

Section	Overall	1200m	1000m	800m	600m	400m	200m						
Section Times	1:17.49 [16] (0:08.57)	1:08.92 [16] (0:11.27)	0:57.65 [15] (0:12.08)	0:45.57 [16] (0:12.04)	0:33.53 [16] (0:11.25)	0:22.28 [15] (0:10.84)	0:11.44 [15] (0:11.44)						
Average Speed [km/h]	42.2	63.9	60.3	60.3	64.9	66.8	63.0						
Top Speed [km/h]	61.5	64.8	64.2	64.7	65.7	67.6	65.7						
Avg. Dist. to Rail [m]	10.0	4.1	2.1	2.5	2.3	7.3	9.8						
Avg. Stride Freq. [Hz]	2.2	2.5	2.4	2.4	2.5	2.6	2.5						
Avg. Stride Length [m]	5.4	7.2	6.9	7.0	7.2	7.0	7.0						



- [ ] Ranking at each section and finish
- .-.- No data available at this section
- NA No data available



Horse/Jockey Name	Bright Blonde
Final Rank	17
Fastest Section Time (Section)	0:08.49 (Overall)
Top Speed [km/h] (Section)	68.2 (400m)
Race State	Finished

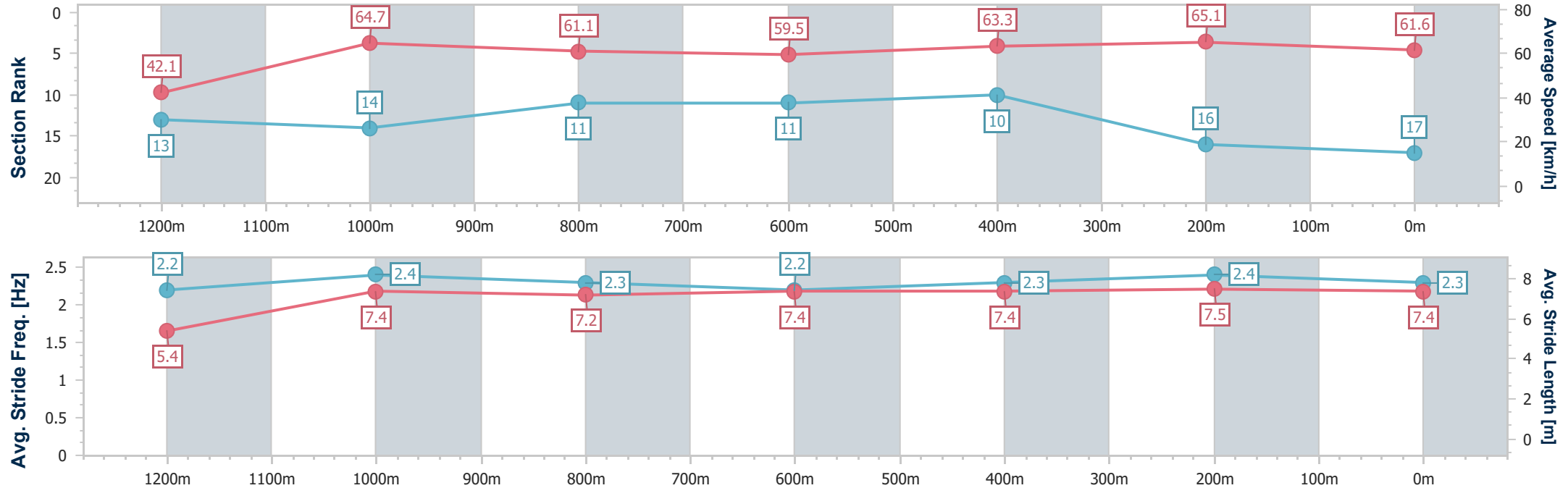


Aquis Park Gold CoastProfessional  
Race 5: TAB MAGIC MILLIONS FILLIES & MARES - 1300m



17 January 2026 - 14:54  
Track Rating: Good 4, Weather: Overcast, Rail Position: +2m Entire

Section	Overall	1200m	1000m	800m	600m	400m	200m						
Section Times	1:17.73 [17] (0:08.49)	1:09.24 [13] (0:11.16)	0:58.08 [14] (0:11.85)	0:46.23 [11] (0:12.14)	0:34.09 [11] (0:11.33)	0:22.76 [10] (0:11.10)	0:11.66 [16] (0:11.66)						
Average Speed [km/h]	42.1	64.7	61.1	59.5	63.3	65.1	61.6						
Top Speed [km/h]	62.3	66.3	65.0	61.3	64.7	68.2	63.9						
Avg. Dist. to Rail [m]	8.3	2.9	0.9	0.7	0.4	0.3	1.2						
Avg. Stride Freq. [Hz]	2.2	2.4	2.3	2.2	2.3	2.4	2.3						
Avg. Stride Length [m]	5.4	7.4	7.2	7.4	7.4	7.5	7.4						



[ ] Ranking at each section and finish  
-.-.- No data available at this section  
NA No data available



Horse/Jockey Name	Miss Cartel
Final Rank	18
Fastest Section Time (Section)	0:08.30 (Overall)
Top Speed [km/h] (Section)	65.5 (400m)
Race State	Finished

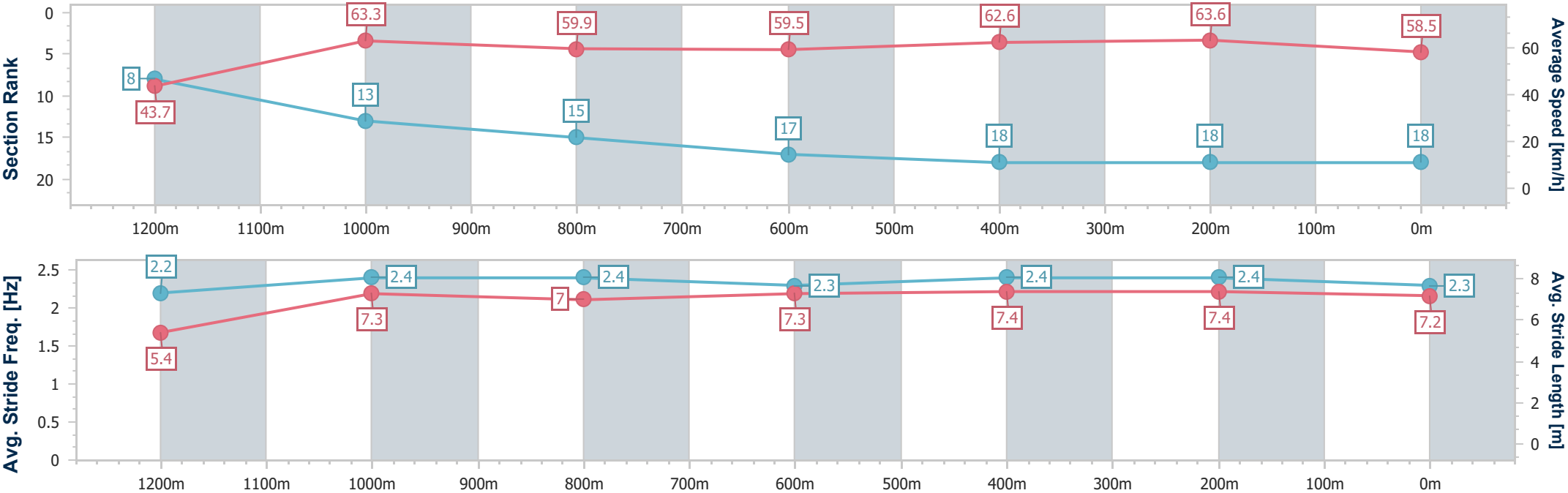


Aquis Park Gold CoastProfessional  
Race 5: TAB MAGIC MILLIONS FILLIES & MARES - 1300m



17 January 2026 - 14:54  
Track Rating: Good 4, Weather: Overcast, Rail Position: +2m Entire

Section	Overall	1200m	1000m	800m	600m	400m	200m						
Section Times	1:19.31 [18] (0:08.30)	1:11.01 [8] (0:11.34)	0:59.67 [13] (0:12.15)	0:47.52 [15] (0:12.19)	0:35.33 [17] (0:11.64)	0:23.69 [18] (0:11.36)	0:12.33 [18] (0:12.33)						
Average Speed [km/h]	43.7	63.3	59.9	59.5	62.6	63.6	58.5						
Top Speed [km/h]	61.1	64.7	64.7	62.6	64.3	65.5	61.7						
Avg. Dist. to Rail [m]	5.5	3.6	2.0	2.2	1.9	3.7	3.0						
Avg. Stride Freq. [Hz]	2.2	2.4	2.4	2.3	2.4	2.4	2.3						
Avg. Stride Length [m]	5.4	7.3	7.0	7.3	7.4	7.4	7.2						



# Aquis Park Gold Coast Professional

## Race 6: HOWDEN MAGIC MILLIONS SNIPPETS - 1200m

17 January 2026 - 15:27

Track Rating: Good 4, Weather: Overcast, Rail Position: +2m Entire

Section						Overall	1000m	800m	600m	400m	200m	Last 600m	
Field Times						1:08.54 (0:12.94)	0:55.60 (0:10.33)	0:45.27 (0:10.76)	0:34.51 (0:11.03)	0:23.48 (0:11.44)	0:12.04 (0:12.04)	0:34.51	
Rank	TAB	Horse/Jockey	Barrier	Top Speed [km/h]	Fastest Section							Margin	Distance Travelled [m]
1	11	AXIUS Tim Clark	2	70.8 1000m	0:10.40 1000m	1:08.54 [1] (0:13.48)	0:55.06 [9] (0:10.40)	0:44.66 [7] (0:10.67)	0:33.99 [8] (0:11.08)	0:22.91 [7] (0:11.29)	0:11.62 [3] (0:11.62)	1:08.54 0:33.99	
2	4	PAYLINE Damian Lane	6	70.3 1000m	0:10.42 1000m	1:08.65 [2] (0:13.81)	0:54.84 [11] (0:10.42)	0:44.42 [11] (0:10.63)	0:33.79 [11] (0:11.08)	0:22.71 [11] (0:11.20)	0:11.51 [7] (0:11.51)	0.65L 0:33.79	+0
3	12	SCAMPI Craig Williams	7	70.1 800m	0:10.47 1000m	1:08.87 [3] (0:13.58)	0:55.29 [10] (0:10.47)	0:44.82 [10] (0:10.62)	0:34.20 [10] (0:11.17)	0:23.03 [10] (0:11.34)	0:11.69 [9] (0:11.69)	1.99L 0:34.20	+5
4	5	STEADY READY Angela Jones	11	71.6 Overall	0:10.33 1000m	1:08.92 [4] (0:12.94)	0:55.98 [1] (0:10.33)	0:45.65 [1] (0:10.76)	0:34.89 [1] (0:11.03)	0:23.86 [1] (0:11.44)	0:12.42 [1] (0:12.42)	2.25L 0:34.89	+0
5	6	SPYWIRE Ethan Brown	3	69.6 1000m	0:10.51 1000m	1:09.11 [5] (0:13.39)	0:55.72 [8] (0:10.51)	0:45.21 [8] (0:10.70)	0:34.51 [9] (0:11.17)	0:23.34 [9] (0:11.37)	0:11.97 [8] (0:11.97)	3.37L 0:34.51	+6
6	7	ZEALOUSLY Jamie Melham	10	70.3 Overall	0:10.61 800m	1:09.19 [6] (0:13.21)	0:55.98 [6] (0:10.69)	0:45.29 [9] (0:10.61)	0:34.68 [7] (0:11.07)	0:23.61 [6] (0:11.43)	0:12.18 [5] (0:12.18)	3.88L 0:34.68	+6
7	2	THE INSTRUCTOR Adam Hyeronimus	5	71.8 Overall	0:10.39 1000m	1:09.22 [7] (0:13.13)	0:56.09 [4] (0:10.39)	0:45.70 [2] (0:10.74)	0:34.96 [2] (0:10.99)	0:23.97 [2] (0:11.58)	0:12.39 [2] (0:12.39)	4.01L 0:34.96	+1
8	9	PRE EMINENCE Zac Lloyd	4	70.8 Overall	0:10.47 1000m	1:09.64 [8] (0:13.12)	0:56.52 [2] (0:10.47)	0:46.05 [3] (0:10.74)	0:35.31 [3] (0:11.10)	0:24.21 [3] (0:11.51)	0:12.70 [4] (0:12.70)	6.51L 0:35.31	+2
9	3	FAR TOO EASY Kyle Wilson-Taylor	1	71.1 Overall	0:10.50 1000m	1:09.69 [9] (0:13.17)	0:56.52 [5] (0:10.50)	0:46.02 [5] (0:10.68)	0:35.34 [4] (0:11.12)	0:24.22 [4] (0:11.60)	0:12.62 [6] (0:12.62)	6.78L 0:35.34	+0
10	1	HIDDEN WEALTH Tommy Berry	8	69.4 1000m	0:10.56 1000m	1:10.09 [10] (0:13.23)	0:56.86 [7] (0:10.56)	0:46.30 [6] (0:10.69)	0:35.61 [6] (0:11.23)	0:24.38 [8] (0:11.60)	0:12.78 [10] (0:12.78)	9.17L 0:35.61	+7

Scratched: Heavenly Impact (#13), Redford (#10)



**Aquis Park Gold Coast Professional**  
**Race 6: HOWDEN MAGIC MILLIONS SNIPPETS - 1200m**  
**17 January 2026 - 15:27**



Track Rating: Good 4, Weather: Overcast, Rail Position: +2m Entire

Section						Overall	1000m	800m	600m	400m	200m	Last 600m		
Field Times						1:08.54 (0:12.94)	0:55.60 (0:10.33)	0:45.27 (0:10.76)	0:34.51 (0:11.03)	0:23.48 (0:11.44)	0:12.04 (0:12.04)	0:34.51		
Rank	TAB	Horse/Jockey	Barrier	Top Speed [km/h]	Fastest Section							Margin	Distance Travelled [m]	
11	8	GIN A TONIC	9	70.9	0:10.47	1:11.70 [11]	0:58.58 [3]	0:48.11 [4]	0:37.35 [5]	0:26.13 [5]	0:13.79 [11]	18.59L	0:37.35	+8
		Ben Melham		Overall	1000m	(0:13.12)	(0:10.47)	(0:10.76)	(0:11.22)	(0:12.34)	(0:13.79)			

Scratched: Heavenly Impact (#13), Redford (#10)



Horse/Jockey Name	Axius
Final Rank	1
Fastest Section Time (Section)	0:10.40 (1000m)
Top Speed [km/h] (Section)	70.8 (1000m)
Race State	Finished



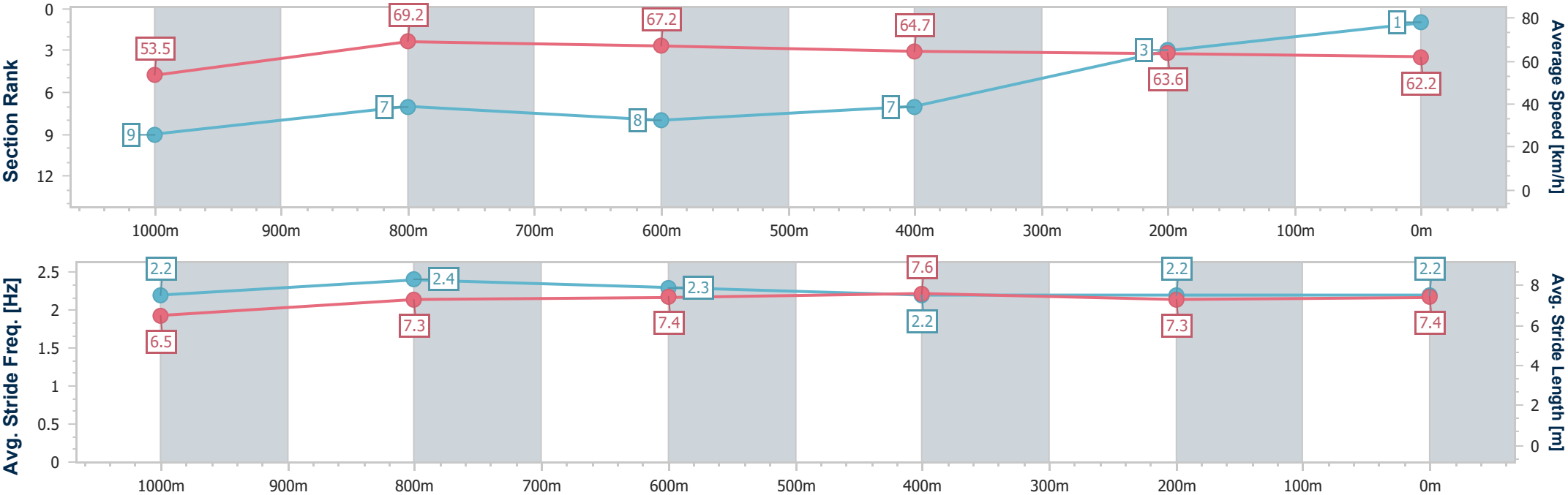
Aquis Park Gold CoastProfessional  
Race 6: HOWDEN MAGIC MILLIONS SNIPPETS - 1200m



17 January 2026 - 15:27

Track Rating: Good 4, Weather: Overcast, Rail Position: +2m Entire

Section	Overall	1000m	800m	600m	400m	200m							
Section Times	1:08.54 [1] (0:13.48)	0:55.06 [9] (0:10.40)	0:44.66 [7] (0:10.67)	0:33.99 [8] (0:11.08)	0:22.91 [7] (0:11.29)	0:11.62 [3] (0:11.62)							
Average Speed [km/h]	53.5	69.2	67.2	64.7	63.6	62.2							
Top Speed [km/h]	70.3	70.8	68.3	66.2	64.4	63.1							
Avg. Dist. to Rail [m]	1.1	0.5	0.6	1.0	1.0	2.9							
Avg. Stride Freq. [Hz]	2.2	2.4	2.3	2.2	2.2	2.2							
Avg. Stride Length [m]	6.5	7.3	7.4	7.6	7.3	7.4							



- [ ] Ranking at each section and finish
- .-.- No data available at this section
- NA No data available



Horse/Jockey Name	Payline
Final Rank	2
Fastest Section Time (Section)	0:10.42 (1000m)
Top Speed [km/h] (Section)	70.3 (1000m)
Race State	Finished

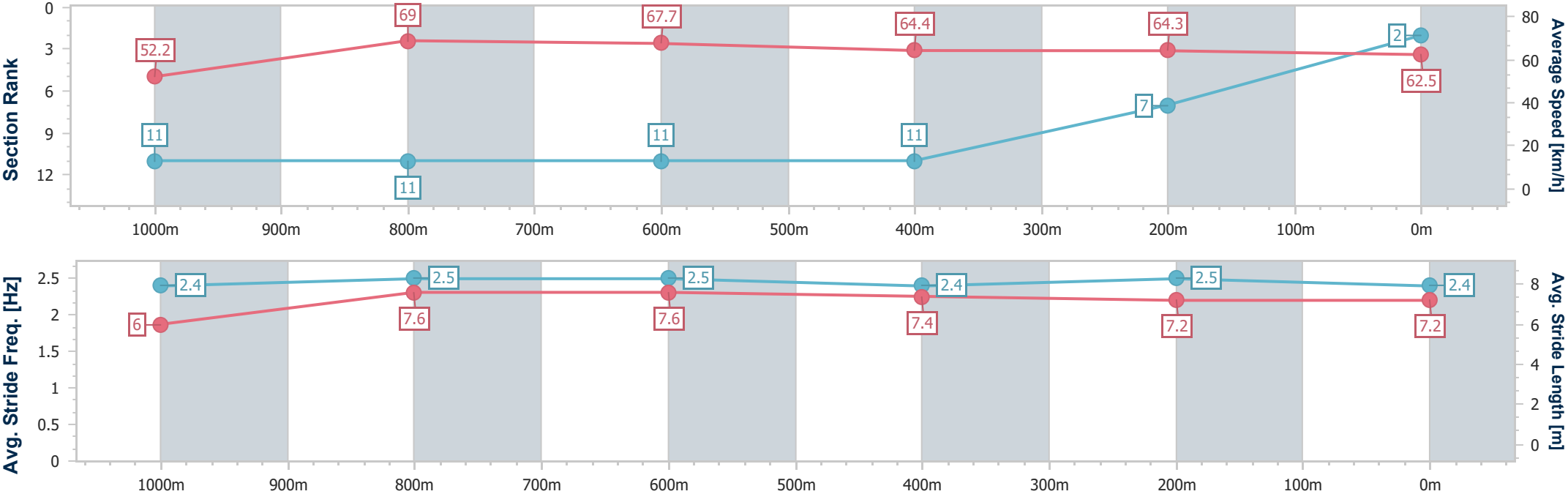


Aquis Park Gold CoastProfessional  
Race 6: HOWDEN MAGIC MILLIONS SNIPPETS - 1200m



17 January 2026 - 15:27  
Track Rating: Good 4, Weather: Overcast, Rail Position: +2m Entire

Section	Overall	1000m	800m	600m	400m	200m							
Section Times	1:08.65 [2] (0:13.81)	0:54.84 [11] (0:10.42)	0:44.42 [11] (0:10.63)	0:33.79 [11] (0:11.08)	0:22.71 [11] (0:11.20)	0:11.51 [7] (0:11.51)							
Average Speed [km/h]	52.2	69.0	67.7	64.4	64.3	62.5							
Top Speed [km/h]	69.3	70.3	68.7	66.3	65.1	64.7							
Avg. Dist. to Rail [m]	2.7	0.5	0.7	1.2	0.5	0.7							
Avg. Stride Freq. [Hz]	2.4	2.5	2.5	2.4	2.5	2.4							
Avg. Stride Length [m]	6.0	7.6	7.6	7.4	7.2	7.2							



[ ] Ranking at each section and finish  
-.-.- No data available at this section  
NA No data available



Horse/Jockey Name	Scampi
Final Rank	3
Fastest Section Time (Section)	0:10.47 (1000m)
Top Speed [km/h] (Section)	70.1 (800m)
Race State	Finished

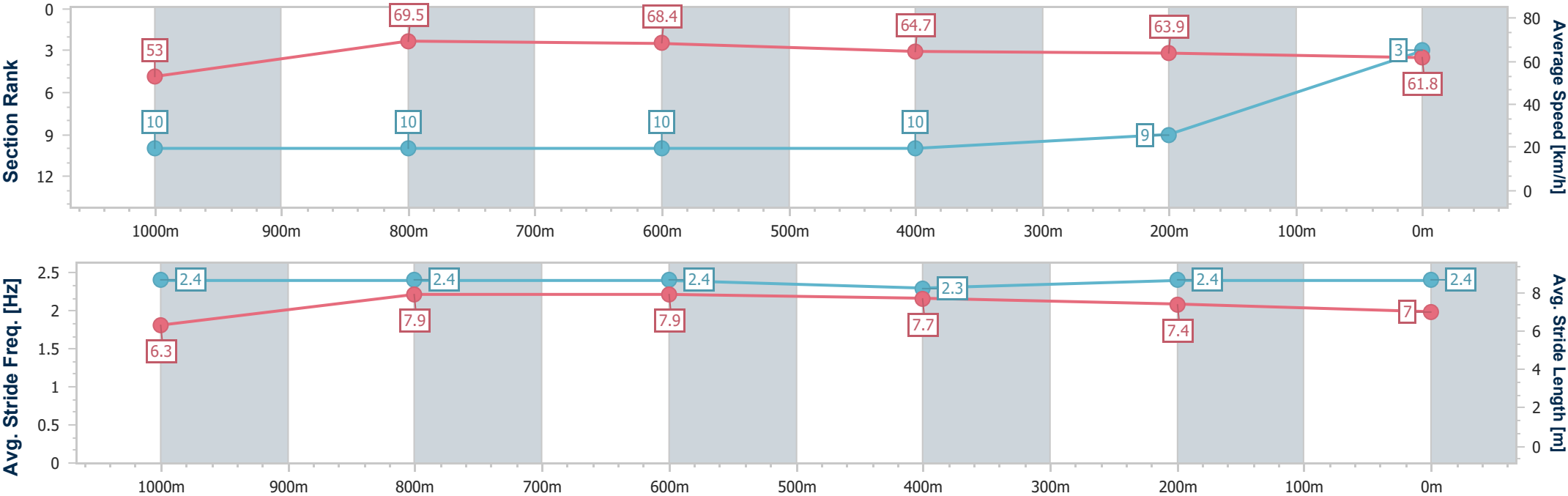


Aquis Park Gold CoastProfessional  
Race 6: HOWDEN MAGIC MILLIONS SNIPPETS - 1200m



17 January 2026 - 15:27  
Track Rating: Good 4, Weather: Overcast, Rail Position: +2m Entire

Section	Overall	1000m	800m	600m	400m	200m							
Section Times	1:08.87 [3] (0:13.58)	0:55.29 [10] (0:10.47)	0:44.82 [10] (0:10.62)	0:34.20 [10] (0:11.17)	0:23.03 [10] (0:11.34)	0:11.69 [9] (0:11.69)							
Average Speed [km/h]	53.0	69.5	68.4	64.7	63.9	61.8							
Top Speed [km/h]	68.7	69.9	70.1	65.5	64.9	64.3							
Avg. Dist. to Rail [m]	3.8	2.2	1.7	1.6	4.8	7.1							
Avg. Stride Freq. [Hz]	2.4	2.4	2.4	2.3	2.4	2.4							
Avg. Stride Length [m]	6.3	7.9	7.9	7.7	7.4	7.0							



- [ ] Ranking at each section and finish
- .-.- No data available at this section
- NA No data available



Horse/Jockey Name	Steady Ready
Final Rank	4
Fastest Section Time (Section)	0:10.33 (1000m)
Top Speed [km/h] (Section)	71.6 (Overall)
Race State	Finished



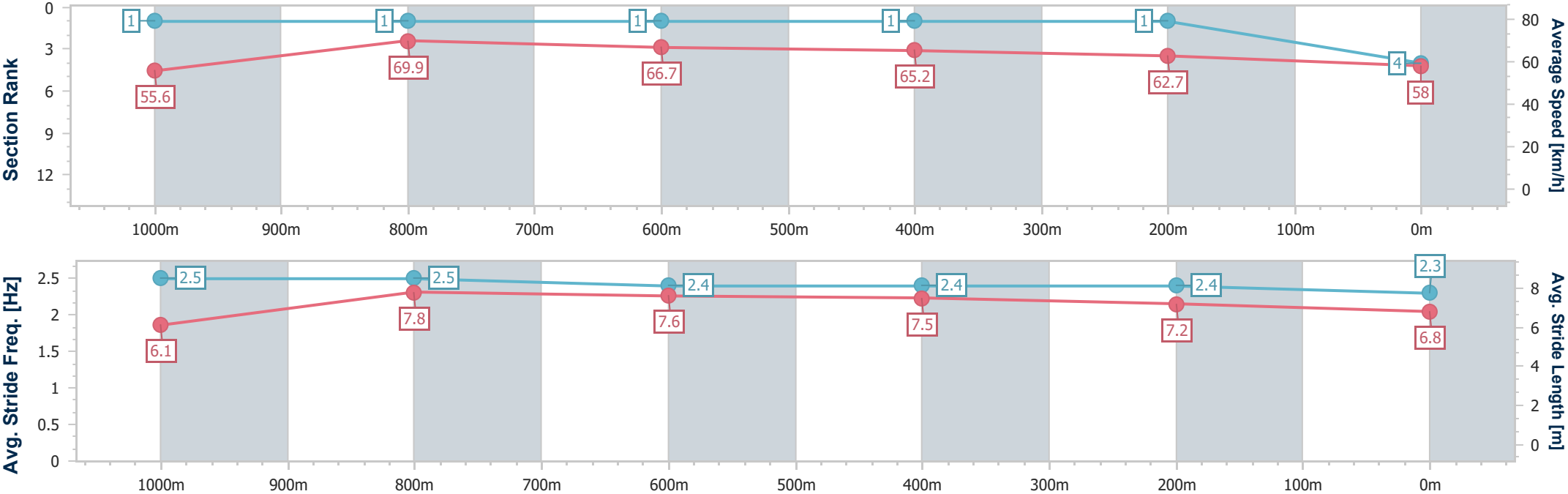
Aquis Park Gold CoastProfessional  
Race 6: HOWDEN MAGIC MILLIONS SNIPPETS - 1200m



17 January 2026 - 15:27

Track Rating: Good 4, Weather: Overcast, Rail Position: +2m Entire

Section	Overall	1000m	800m	600m	400m	200m								
Section Times	1:08.92 [4] (0:12.94)	0:55.98 [1] (0:10.33)	0:45.65 [1] (0:10.76)	0:34.89 [1] (0:11.03)	0:23.86 [1] (0:11.44)	0:12.42 [1] (0:12.42)								
Average Speed [km/h]	55.6	69.9	66.7	65.2	62.7	58.0								
Top Speed [km/h]	71.6	71.2	67.9	66.1	63.9	61.1								
Avg. Dist. to Rail [m]	6.9	0.7	0.5	0.5	0.4	1.3								
Avg. Stride Freq. [Hz]	2.5	2.5	2.4	2.4	2.4	2.3								
Avg. Stride Length [m]	6.1	7.8	7.6	7.5	7.2	6.8								





Horse/Jockey Name	Spywire
Final Rank	5
Fastest Section Time (Section)	0:10.51 (1000m)
Top Speed [km/h] (Section)	69.6 (1000m)
Race State	Finished



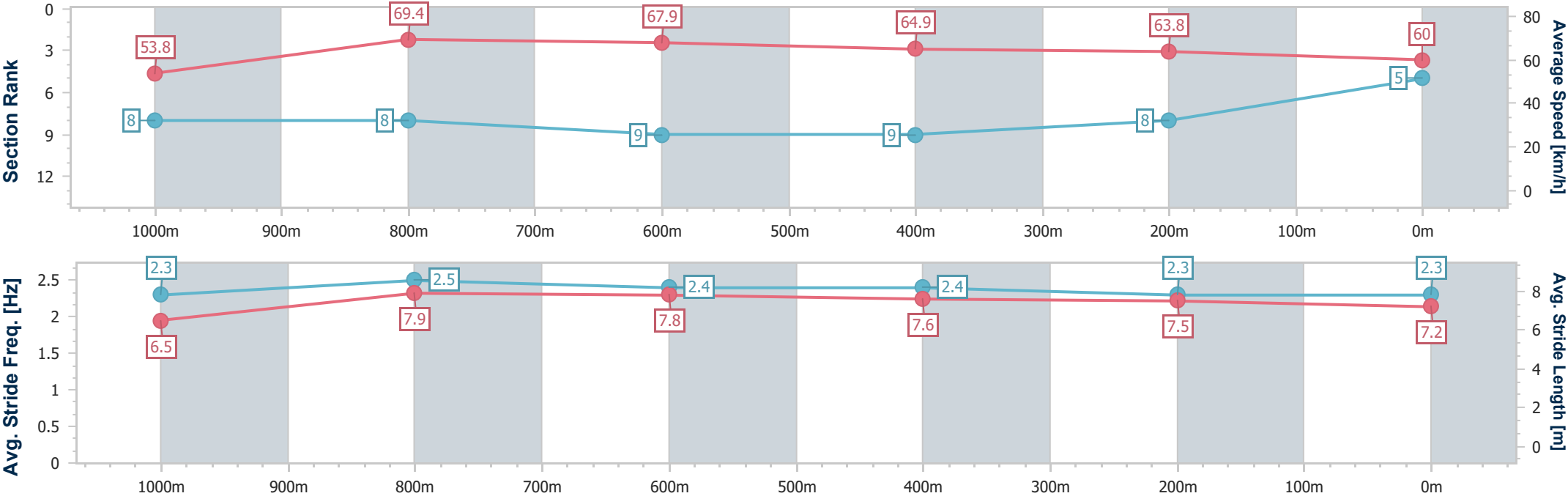
Aquis Park Gold CoastProfessional  
Race 6: HOWDEN MAGIC MILLIONS SNIPPETS - 1200m



17 January 2026 - 15:27

Track Rating: Good 4, Weather: Overcast, Rail Position: +2m Entire

Section	Overall	1000m	800m	600m	400m	200m							
Section Times	1:09.11 [5] (0:13.39)	0:55.72 [8] (0:10.51)	0:45.21 [8] (0:10.70)	0:34.51 [9] (0:11.17)	0:23.34 [9] (0:11.37)	0:11.97 [8] (0:11.97)							
Average Speed [km/h]	53.8	69.4	67.9	64.9	63.8	60.0							
Top Speed [km/h]	69.1	69.6	69.5	66.4	64.3	63.0							
Avg. Dist. to Rail [m]	2.5	2.3	2.9	1.7	2.5	4.8							
Avg. Stride Freq. [Hz]	2.3	2.5	2.4	2.4	2.3	2.3							
Avg. Stride Length [m]	6.5	7.9	7.8	7.6	7.5	7.2							



- [ ] Ranking at each section and finish
- .-.- No data available at this section
- NA No data available



Horse/Jockey Name	Zealously
Final Rank	6
Fastest Section Time (Section)	0:10.61 (800m)
Top Speed [km/h] (Section)	70.3 (Overall)
Race State	Finished



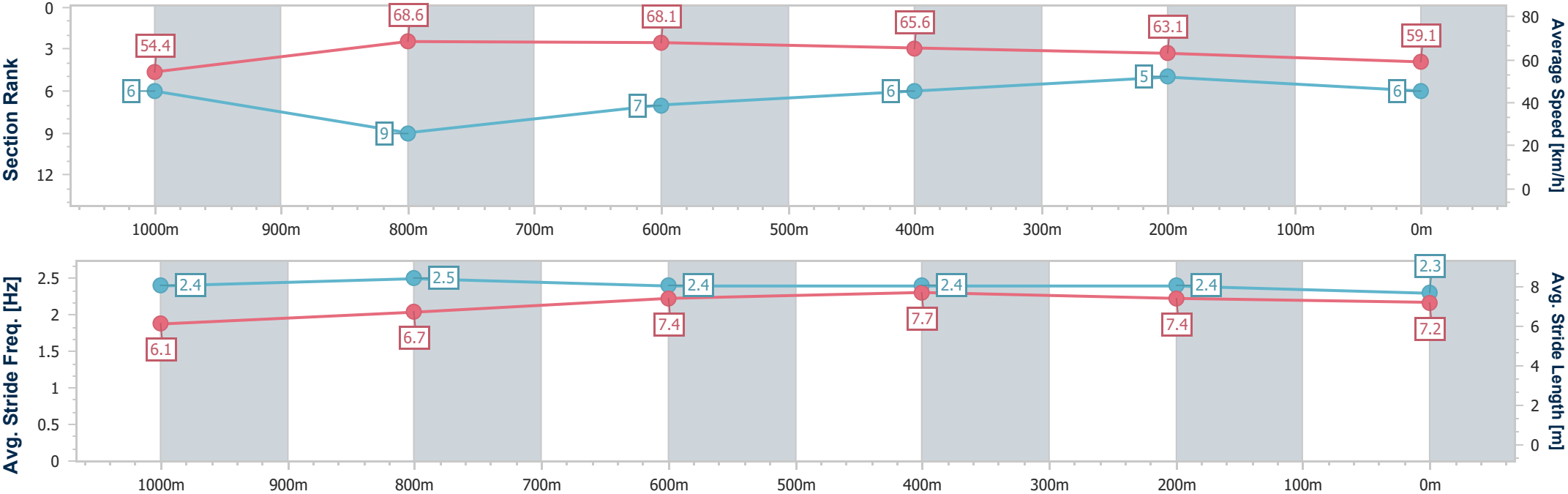
Aquis Park Gold CoastProfessional  
Race 6: HOWDEN MAGIC MILLIONS SNIPPETS - 1200m



17 January 2026 - 15:27

Track Rating: Good 4, Weather: Overcast, Rail Position: +2m Entire

Section	Overall	1000m	800m	600m	400m	200m							
Section Times	1:09.19 [6] (0:13.21)	0:55.98 [6] (0:10.69)	0:45.29 [9] (0:10.61)	0:34.68 [7] (0:11.07)	0:23.61 [6] (0:11.43)	0:12.18 [5] (0:12.18)							
Average Speed [km/h]	54.4	68.6	68.1	65.6	63.1	59.1							
Top Speed [km/h]	70.3	69.8	69.6	66.5	64.1	61.9							
Avg. Dist. to Rail [m]	6.9	4.1	2.2	1.0	3.3	4.9							
Avg. Stride Freq. [Hz]	2.4	2.5	2.4	2.4	2.4	2.3							
Avg. Stride Length [m]	6.1	6.7	7.4	7.7	7.4	7.2							



- [ ] Ranking at each section and finish
- .-.- No data available at this section
- NA No data available



Horse/Jockey Name	The Instructor
Final Rank	7
Fastest Section Time (Section)	0:10.39 (1000m)
Top Speed [km/h] (Section)	71.8 (Overall)
Race State	Finished

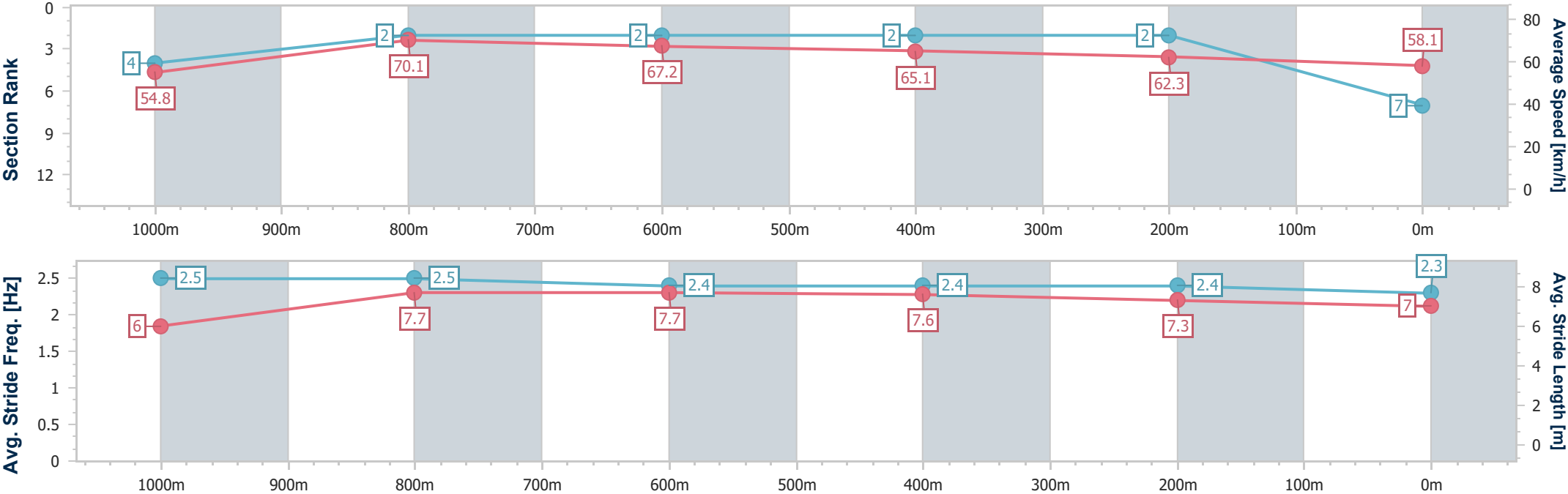


Aquis Park Gold CoastProfessional  
Race 6: HOWDEN MAGIC MILLIONS SNIPPETS - 1200m



17 January 2026 - 15:27  
Track Rating: Good 4, Weather: Overcast, Rail Position: +2m Entire

Section	Overall	1000m	800m	600m	400m	200m							
Section Times	1:09.22 [7] (0:13.13)	0:56.09 [4] (0:10.39)	0:45.70 [2] (0:10.74)	0:34.96 [2] (0:10.99)	0:23.97 [2] (0:11.58)	0:12.39 [2] (0:12.39)							
Average Speed [km/h]	54.8	70.1	67.2	65.1	62.3	58.1							
Top Speed [km/h]	71.8	71.5	68.3	65.9	63.8	59.7							
Avg. Dist. to Rail [m]	4.1	3.2	0.8	0.9	0.9	3.3							
Avg. Stride Freq. [Hz]	2.5	2.5	2.4	2.4	2.4	2.3							
Avg. Stride Length [m]	6.0	7.7	7.7	7.6	7.3	7.0							



[ ] Ranking at each section and finish  
- - - - No data available at this section  
NA No data available



Horse/Jockey Name	Pre Eminence
Final Rank	8
Fastest Section Time (Section)	0:10.47 (1000m)
Top Speed [km/h] (Section)	70.8 (Overall)
Race State	Finished

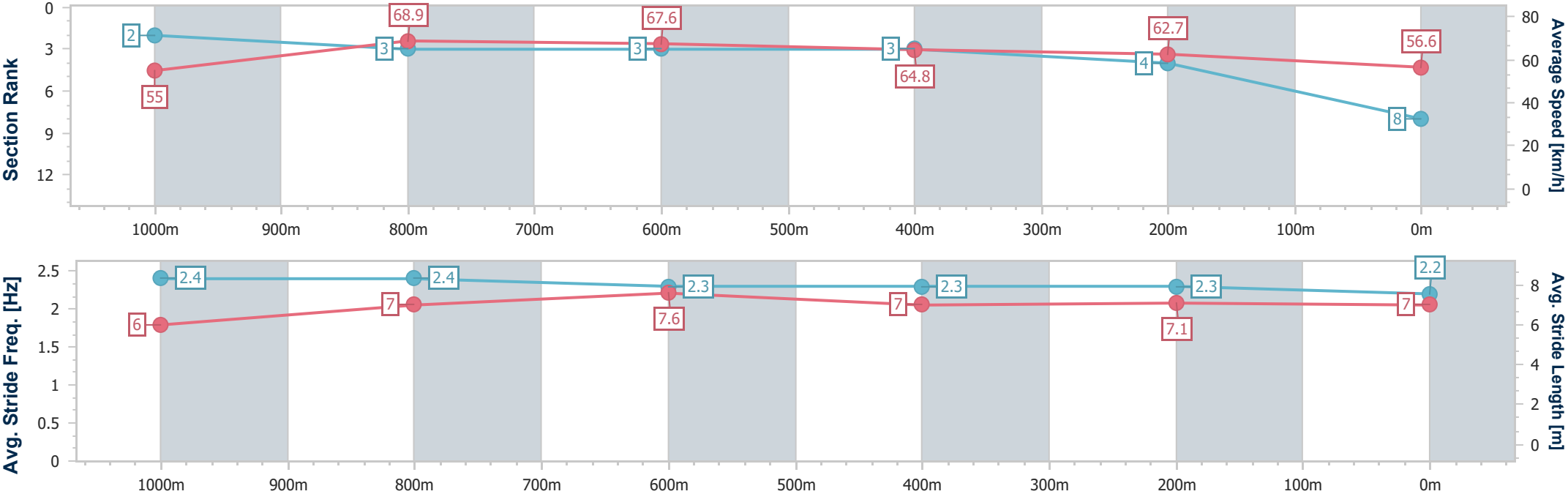


Aquis Park Gold CoastProfessional  
Race 6: HOWDEN MAGIC MILLIONS SNIPPETS - 1200m



17 January 2026 - 15:27  
Track Rating: Good 4, Weather: Overcast, Rail Position: +2m Entire

Section	Overall	1000m	800m	600m	400m	200m							
Section Times	1:09.64 [8] (0:13.12)	0:56.52 [2] (0:10.47)	0:46.05 [3] (0:10.74)	0:35.31 [3] (0:11.10)	0:24.21 [3] (0:11.51)	0:12.70 [4] (0:12.70)							
Average Speed [km/h]	55.0	68.9	67.6	64.8	62.7	56.6							
Top Speed [km/h]	70.8	70.2	68.5	65.5	64.4	59.8							
Avg. Dist. to Rail [m]	2.8	1.6	1.0	0.6	2.1	3.3							
Avg. Stride Freq. [Hz]	2.4	2.4	2.3	2.3	2.3	2.2							
Avg. Stride Length [m]	6.0	7.0	7.6	7.0	7.1	7.0							



- [ ] Ranking at each section and finish
- .-.- No data available at this section
- NA No data available



Horse/Jockey Name	Far Too Easy
Final Rank	9
Fastest Section Time (Section)	0:10.50 (1000m)
Top Speed [km/h] (Section)	71.1 (Overall)
Race State	Finished

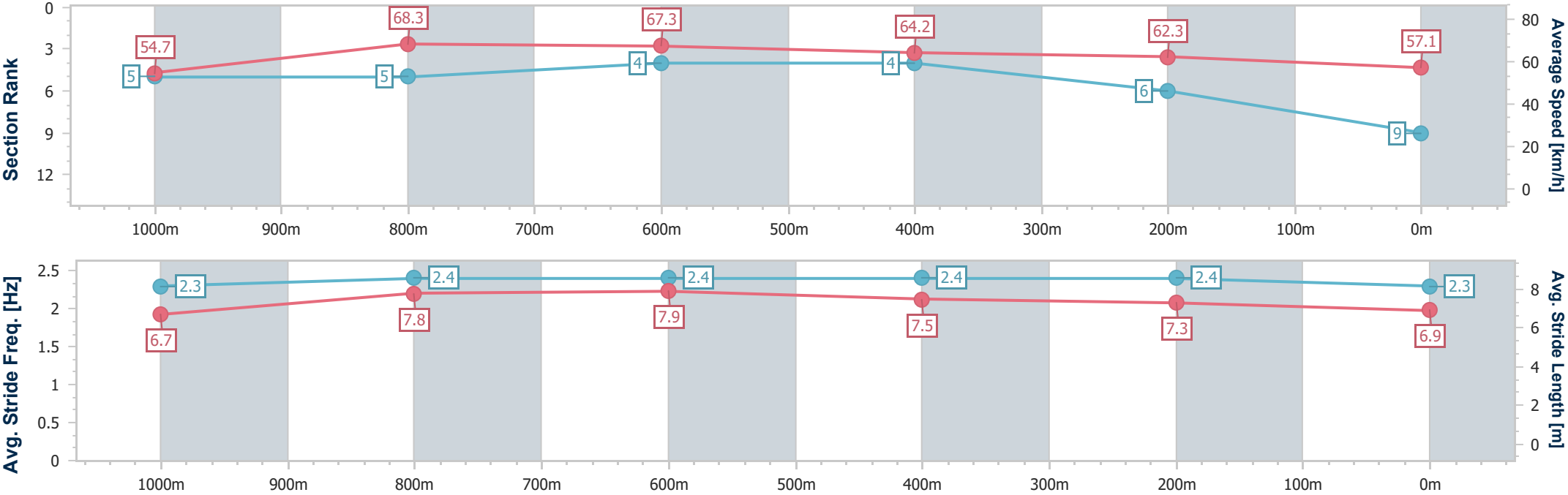


Aquis Park Gold CoastProfessional  
Race 6: HOWDEN MAGIC MILLIONS SNIPPETS - 1200m



17 January 2026 - 15:27  
Track Rating: Good 4, Weather: Overcast, Rail Position: +2m Entire

Section	Overall	1000m	800m	600m	400m	200m							
Section Times	1:09.69 [9] (0:13.17)	0:56.52 [5] (0:10.50)	0:46.02 [5] (0:10.68)	0:35.34 [4] (0:11.12)	0:24.22 [4] (0:11.60)	0:12.62 [6] (0:12.62)							
Average Speed [km/h]	54.7	68.3	67.3	64.2	62.3	57.1							
Top Speed [km/h]	71.1	70.4	68.2	65.4	63.3	60.7							
Avg. Dist. to Rail [m]	0.5	0.9	1.0	0.7	0.5	0.5							
Avg. Stride Freq. [Hz]	2.3	2.4	2.4	2.4	2.4	2.3							
Avg. Stride Length [m]	6.7	7.8	7.9	7.5	7.3	6.9							



[ ] Ranking at each section and finish  
-.-.- No data available at this section  
NA No data available



Horse/Jockey Name	Hidden Wealth
Final Rank	10
Fastest Section Time (Section)	0:10.56 (1000m)
Top Speed [km/h] (Section)	69.4 (1000m)
Race State	Finished

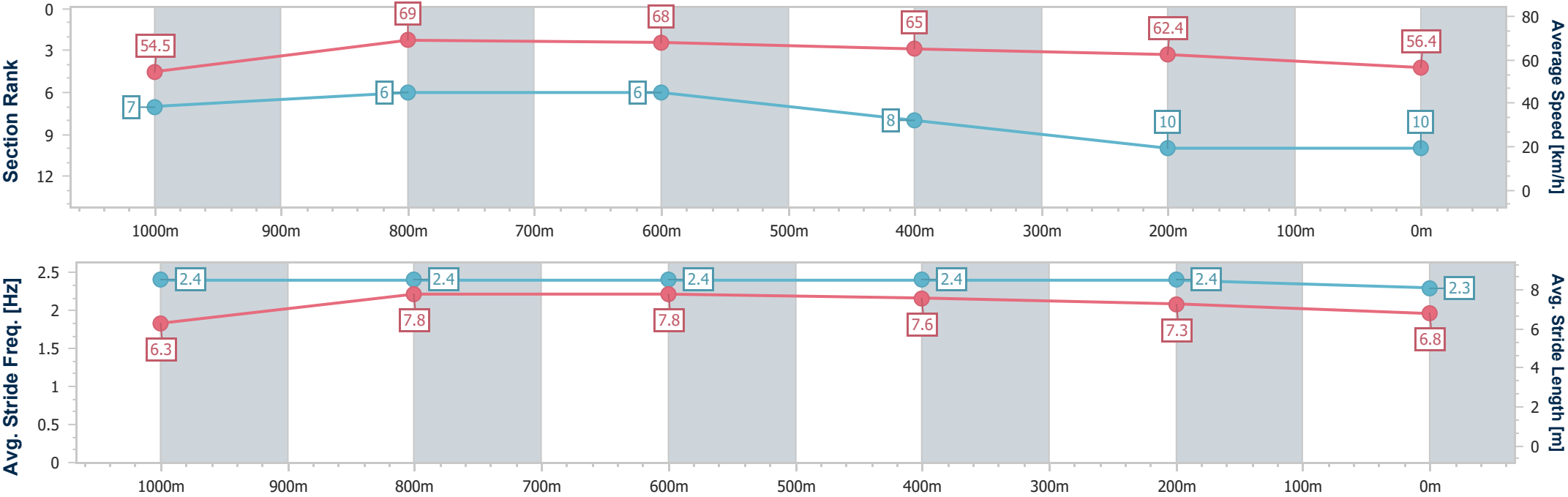


Aquis Park Gold CoastProfessional  
Race 6: HOWDEN MAGIC MILLIONS SNIPPETS - 1200m



17 January 2026 - 15:27  
Track Rating: Good 4, Weather: Overcast, Rail Position: +2m Entire

Section	Overall	1000m	800m	600m	400m	200m							
Section Times	1:10.09 [10] (0:13.23)	0:56.86 [7] (0:10.56)	0:46.30 [6] (0:10.69)	0:35.61 [6] (0:11.23)	0:24.38 [8] (0:11.60)	0:12.78 [10] (0:12.78)							
Average Speed [km/h]	54.5	69.0	68.0	65.0	62.4	56.4							
Top Speed [km/h]	68.9	69.4	69.2	66.2	63.7	59.0							
Avg. Dist. to Rail [m]	4.8	2.4	3.0	2.4	3.7	6.0							
Avg. Stride Freq. [Hz]	2.4	2.4	2.4	2.4	2.4	2.3							
Avg. Stride Length [m]	6.3	7.8	7.8	7.6	7.3	6.8							





Horse/Jockey Name	Gin A Tonic
Final Rank	11
Fastest Section Time (Section)	0:10.47 (1000m)
Top Speed [km/h] (Section)	70.9 (Overall)
Race State	Finished

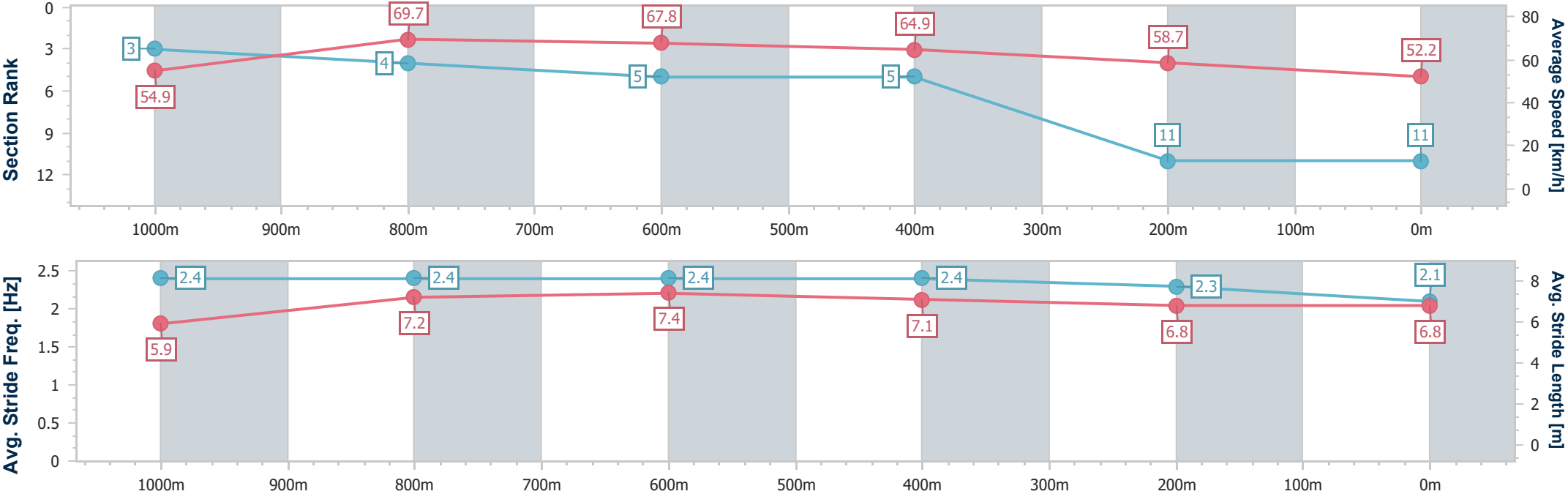


Aquis Park Gold CoastProfessional  
Race 6: HOWDEN MAGIC MILLIONS SNIPPETS - 1200m



17 January 2026 - 15:27  
Track Rating: Good 4, Weather: Overcast, Rail Position: +2m Entire

Section	Overall	1000m	800m	600m	400m	200m							
Section Times	1:11.70 [11] (0:13.12)	0:58.58 [3] (0:10.47)	0:48.11 [4] (0:10.76)	0:37.35 [5] (0:11.22)	0:26.13 [5] (0:12.34)	0:13.79 [11] (0:13.79)							
Average Speed [km/h]	54.9	69.7	67.8	64.9	58.7	52.2							
Top Speed [km/h]	70.9	70.7	69.1	66.6	61.7	55.5							
Avg. Dist. to Rail [m]	6.1	3.6	3.4	2.3	3.5	1.7							
Avg. Stride Freq. [Hz]	2.4	2.4	2.4	2.4	2.3	2.1							
Avg. Stride Length [m]	5.9	7.2	7.4	7.1	6.8	6.8							



# Aquis Park Gold Coast Professional

## Race 7: TAB MAGIC MILLIONS 2YO CLASSIC - 1200m

17 January 2026 - 16:08

Track Rating: Good 4, Weather: Overcast, Rail Position: +2m Entire

Section						Overall	1000m	800m	600m	400m	200m	Last 600m		
Field Times						1:09.71 (0:13.27)	0:56.44 (0:10.57)	0:45.87 (0:11.15)	0:34.72 (0:11.70)	0:23.02 (0:11.40)	0:11.62 (0:11.62)	0:34.72		
Rank	TAB	Horse/Jockey	Barrier	Top Speed [km/h]	Fastest Section							Margin	Distance Travelled [m]	
1	5	UNIT FIVE	7	67.3	0:10.94	1:09.71 [1]	0:55.66 [9]	0:44.72 [9]	0:33.71 [9]	0:22.45 [9]	0:11.44 [4]	1:09.71	0:33.71	
		Thomas Stockdale		1000m	1000m	(0:14.05)	(0:10.94)	(0:11.01)	(0:11.26)	(0:11.01)	(0:11.44)			
2	2	TORNADO VALLEY	4	68.0	0:10.93	1:09.90 [2]	0:56.08 [6]	0:45.15 [6]	0:34.13 [6]	0:22.91 [5]	0:11.64 [3]	1.11L	0:34.13	-2
		Ethan Brown		1000m	1000m	(0:13.82)	(0:10.93)	(0:11.02)	(0:11.22)	(0:11.27)	(0:11.64)			
3	9	BY CHOICE	3	68.8	0:11.04	1:09.90 [3]	0:56.54 [3]	0:45.43 [4]	0:34.39 [4]	0:22.96 [4]	0:11.74 [2]	1.14L	0:34.39	+2
		Jamie Melham		1000m	800m	(0:13.36)	(0:11.11)	(0:11.04)	(0:11.43)	(0:11.22)	(0:11.74)			
4	16	DOUBLE COOL	1	68.3	0:11.02	1:10.02 [4]	0:56.60 [4]	0:45.58 [3]	0:34.54 [3]	0:23.18 [3]	0:11.93 [1]	1.84L	0:34.54	-2
		Damian Lane		Overall	1000m	(0:13.42)	(0:11.02)	(0:11.04)	(0:11.36)	(0:11.25)	(0:11.93)			
5	6	KNIGHTSBRIDGE	6	67.5	0:10.99	1:10.07 [5]	0:56.24 [7]	0:45.12 [8]	0:34.13 [8]	0:22.86 [8]	0:11.69 [7]	2.16L	0:34.13	+6
		James McDonald		800m	800m	(0:13.83)	(0:11.12)	(0:10.99)	(0:11.27)	(0:11.17)	(0:11.69)			
6	1	ZIP LOCK	2	67.8	0:11.00	1:10.13 [6]	0:56.47 [5]	0:45.42 [5]	0:34.42 [5]	0:23.09 [6]	0:11.79 [5]	2.52L	0:34.42	+0
		Martin Harley		800m	800m	(0:13.66)	(0:11.05)	(0:11.00)	(0:11.33)	(0:11.30)	(0:11.79)			
7	7	SHIKI	8	67.3	0:11.06	1:10.45 [7]	0:56.49 [8]	0:45.43 [10]	0:34.35 [10]	0:23.13 [10]	0:11.95 [9]	4.36L	0:34.35	+3
		Tim Clark		800m	1000m	(0:13.96)	(0:11.06)	(0:11.08)	(0:11.22)	(0:11.18)	(0:11.95)			
8	12	MAGRITTE	13	67.5	0:10.93	1:10.74 [8]	0:56.46 [12]	0:45.53 [11]	0:34.43 [11]	0:23.28 [11]	0:12.01 [10]	6.1L	0:34.43	-2
		Mark Du Plessis		Overall	1000m	(0:14.28)	(0:10.93)	(0:11.10)	(0:11.15)	(0:11.27)	(0:12.01)			
9	13	TIGRONI	5	69.1	0:10.79	1:10.80 [9]	0:57.47 [2]	0:46.68 [2]	0:35.65 [2]	0:24.11 [1]	0:12.43 [6]	6.41L	0:35.65	+1
		Zac Lloyd		1000m	1000m	(0:13.33)	(0:10.79)	(0:11.03)	(0:11.54)	(0:11.68)	(0:12.43)			
10	11	MYSTICAL	10	67.8	0:11.06	1:11.09 [10]	0:56.87 [11]	0:45.81 [13]	0:34.67 [13]	0:23.52 [12]	0:12.10 [12]	8.16L	0:34.67	+4
		Tommy Berry		800m	1000m	(0:14.22)	(0:11.06)	(0:11.14)	(0:11.15)	(0:11.42)	(0:12.10)			

Scratched: Warwoven (#4), Lumbini (#8), Masvingo (#10), Iransofar (#17), Fine Sierra (#18)



**Aquis Park Gold Coast Professional**  
**Race 7: TAB MAGIC MILLIONS 2YO CLASSIC - 1200m**  
**17 January 2026 - 16:08**



Track Rating: Good 4, Weather: Overcast, Rail Position: +2m Entire

Section					Overall	1000m	800m	600m	400m	200m	Last 600m			
Field Times					1:09.71 (0:13.27)	0:56.44 (0:10.57)	0:45.87 (0:11.15)	0:34.72 (0:11.70)	0:23.02 (0:11.40)	0:11.62 (0:11.62)	0:34.72			
Rank	TAB	Horse/Jockey	Barrier	Top Speed [km/h]	Fastest Section							Margin	Distance Travelled [m]	
11	14	LEAVES OF LORIEN	11	69.6	0:10.68	1:11.15 [11]	0:57.03 [10]	0:46.35 [7]	0:35.38 [7]	0:24.02 [7]	0:12.25 [11]	8.5L	0:35.38	+2
		Cody Collis		1000m	1000m	(0:14.12)	(0:10.68)	(0:10.97)	(0:11.36)	(0:11.77)	(0:12.25)			
12	3	ITCHINTOGO	9	69.7	0:10.57	1:11.27 [12]	0:58.00 [1]	0:47.43 [1]	0:36.28 [1]	0:24.49 [2]	0:12.79 [8]	9.18L	0:36.28	+3
		Ryan Maloney		Overall	1000m	(0:13.27)	(0:10.57)	(0:11.15)	(0:11.79)	(0:11.70)	(0:12.79)			
13	15	INHABIT	12	67.7	0:10.92	1:13.03 [13]	0:58.73 [13]	0:47.81 [12]	0:36.68 [12]	0:25.39 [13]	0:13.22 [13]	19.56L	0:36.68	+4
		Michael Rodd		1000m	1000m	(0:14.30)	(0:10.92)	(0:11.13)	(0:11.29)	(0:12.17)	(0:13.22)			

Scratched: Warwoven (#4), Lumbini (#8), Masvingo (#10), Iransofar (#17), Fine Sierra (#18)



Horse/Jockey Name	Unit Five
Final Rank	1
Fastest Section Time (Section)	0:10.94 (1000m)
Top Speed [km/h] (Section)	67.3 (1000m)
Race State	Finished



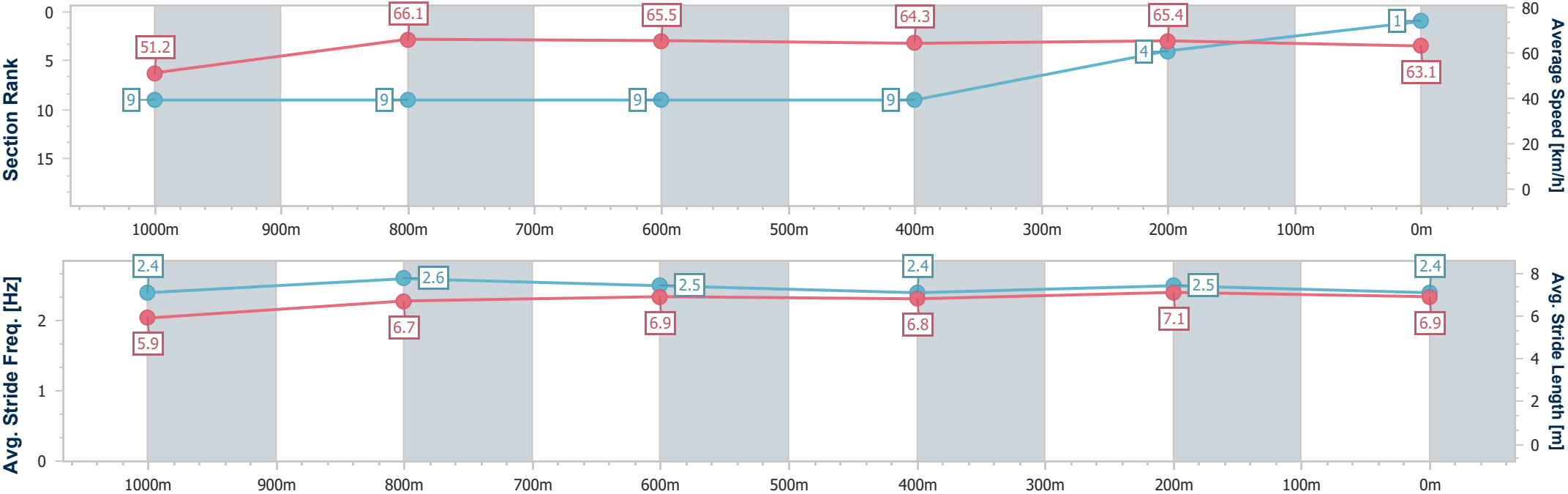
Aquis Park Gold CoastProfessional  
Race 7: TAB MAGIC MILLIONS 2YO CLASSIC - 1200m



17 January 2026 - 16:08

Track Rating: Good 4, Weather: Overcast, Rail Position: +2m Entire

Section	Overall	1000m	800m	600m	400m	200m								
Section Times	1:09.71 [1] (0:14.05)	0:55.66 [9] (0:10.94)	0:44.72 [9] (0:11.01)	0:33.71 [9] (0:11.26)	0:22.45 [9] (0:11.01)	0:11.44 [4] (0:11.44)								
Average Speed [km/h]	51.2	66.1	65.5	64.3	65.4	63.1								
Top Speed [km/h]	67.1	67.3	66.8	65.4	66.3	65.2								
Avg. Dist. to Rail [m]	4.1	1.0	0.7	1.5	1.7	1.2								
Avg. Stride Freq. [Hz]	2.4	2.6	2.5	2.4	2.5	2.4								
Avg. Stride Length [m]	5.9	6.7	6.9	6.8	7.1	6.9								



- [ ] Ranking at each section and finish
- .-.- No data available at this section
- NA No data available



Horse/Jockey Name	Tornado Valley
Final Rank	2
Fastest Section Time (Section)	0:10.93 (1000m)
Top Speed [km/h] (Section)	68.0 (1000m)
Race State	Finished



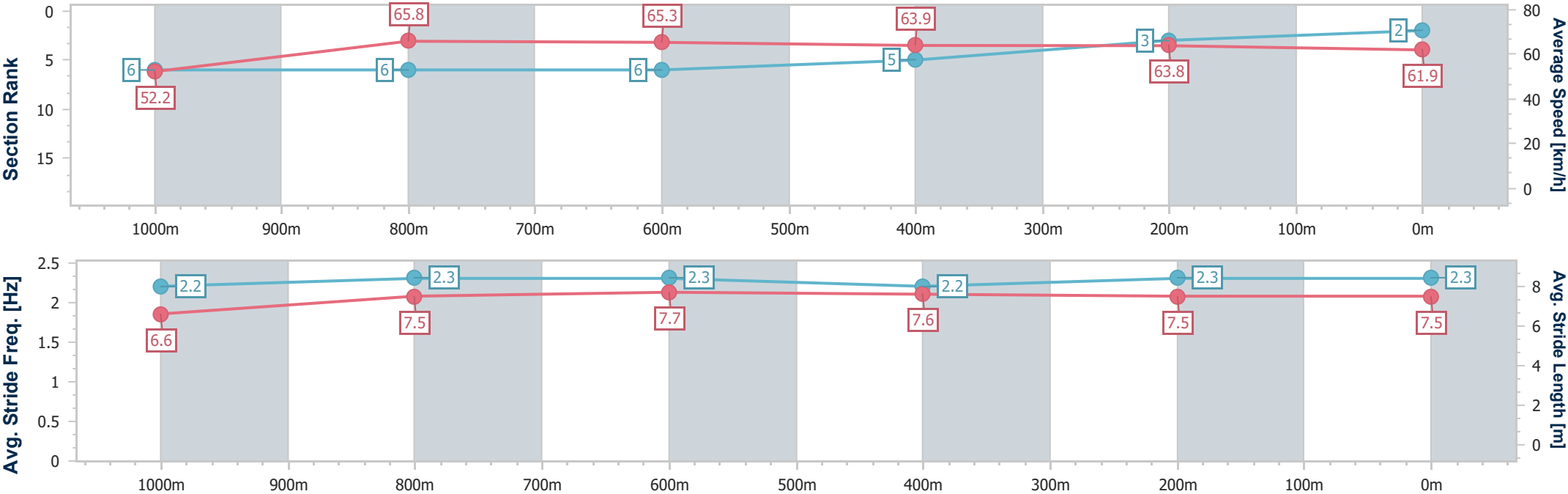
Aquis Park Gold CoastProfessional  
Race 7: TAB MAGIC MILLIONS 2YO CLASSIC - 1200m



17 January 2026 - 16:08

Track Rating: Good 4, Weather: Overcast, Rail Position: +2m Entire

Section	Overall	1000m	800m	600m	400m	200m								
Section Times	1:09.90 [2] (0:13.82)	0:56.08 [6] (0:10.93)	0:45.15 [6] (0:11.02)	0:34.13 [6] (0:11.22)	0:22.91 [5] (0:11.27)	0:11.64 [3] (0:11.64)								
Average Speed [km/h]	52.2	65.8	65.3	63.9	63.8	61.9								
Top Speed [km/h]	67.9	68.0	66.6	64.6	65.0	63.1								
Avg. Dist. to Rail [m]	2.2	0.5	0.4	0.8	1.6	3.9								
Avg. Stride Freq. [Hz]	2.2	2.3	2.3	2.2	2.3	2.3								
Avg. Stride Length [m]	6.6	7.5	7.7	7.6	7.5	7.5								





Horse/Jockey Name	By Choice
Final Rank	3
Fastest Section Time (Section)	0:11.04 (800m)
Top Speed [km/h] (Section)	68.8 (1000m)
Race State	Finished

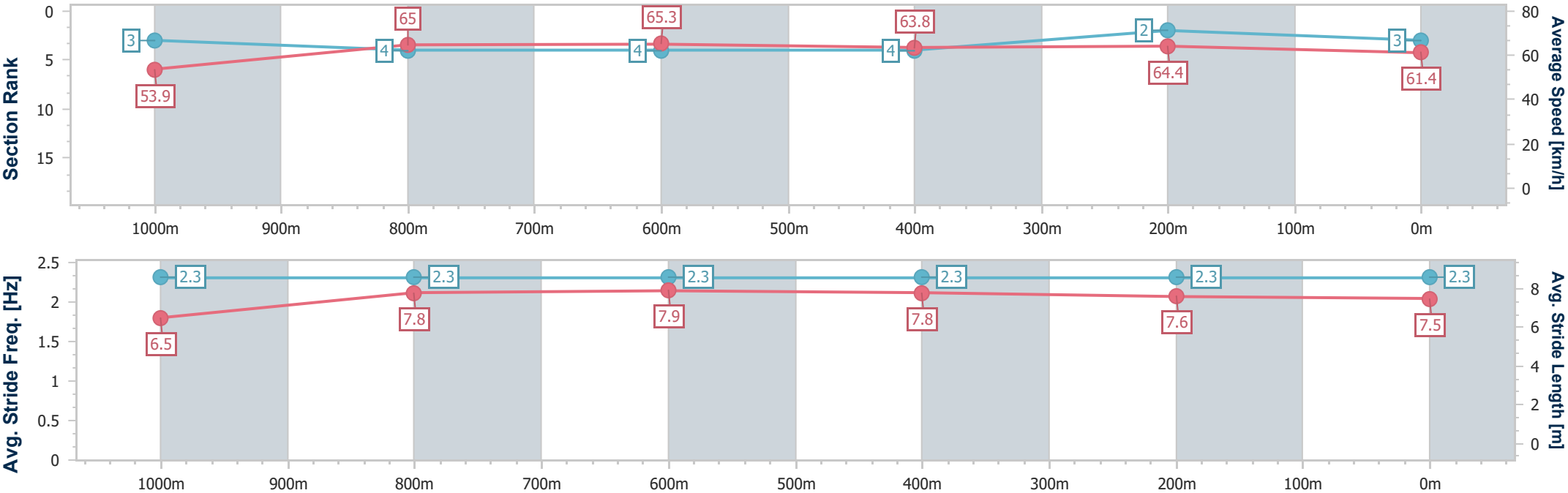


Aquis Park Gold CoastProfessional  
Race 7: TAB MAGIC MILLIONS 2YO CLASSIC - 1200m



17 January 2026 - 16:08  
Track Rating: Good 4, Weather: Overcast, Rail Position: +2m Entire

Section	Overall	1000m	800m	600m	400m	200m							
Section Times	1:09.90 [3] (0:13.36)	0:56.54 [3] (0:11.11)	0:45.43 [4] (0:11.04)	0:34.39 [4] (0:11.43)	0:22.96 [4] (0:11.22)	0:11.74 [2] (0:11.74)							
Average Speed [km/h]	53.9	65.0	65.3	63.8	64.4	61.4							
Top Speed [km/h]	68.3	68.8	66.4	65.4	67.3	63.2							
Avg. Dist. to Rail [m]	2.3	0.8	1.0	2.1	5.1	5.9							
Avg. Stride Freq. [Hz]	2.3	2.3	2.3	2.3	2.3	2.3							
Avg. Stride Length [m]	6.5	7.8	7.9	7.8	7.6	7.5							



[ ] Ranking at each section and finish  
- - - - No data available at this section  
NA No data available



Horse/Jockey Name	Double Cool
Final Rank	4
Fastest Section Time (Section)	0:11.02 (1000m)
Top Speed [km/h] (Section)	68.3 (Overall)
Race State	Finished

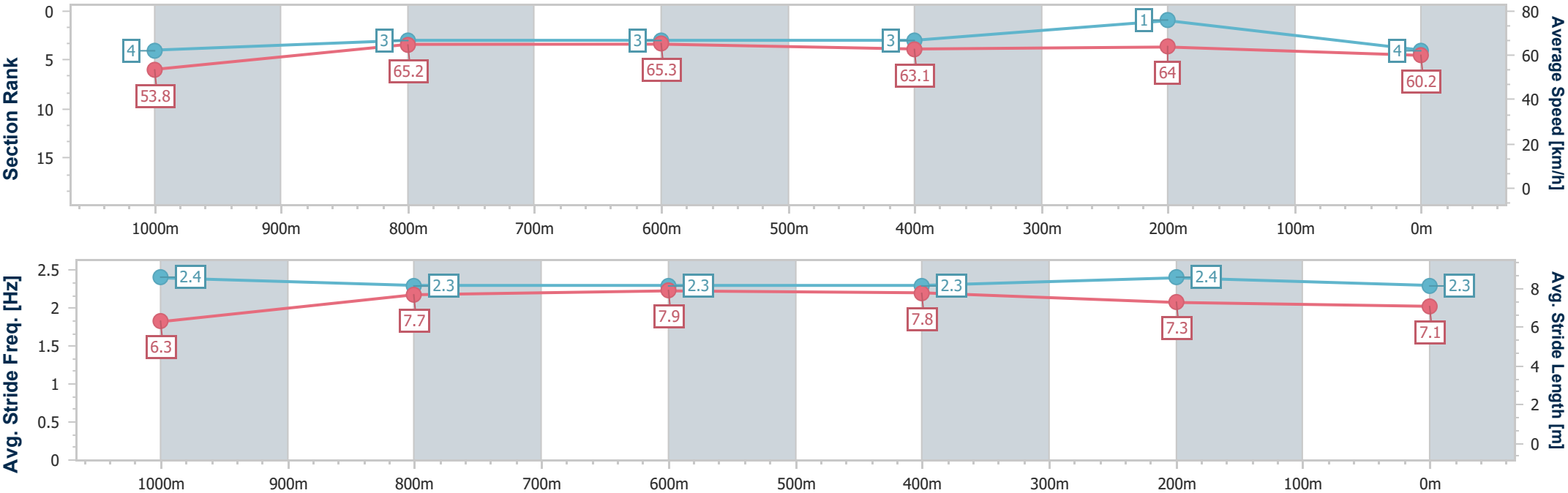


Aquis Park Gold CoastProfessional  
Race 7: TAB MAGIC MILLIONS 2YO CLASSIC - 1200m



17 January 2026 - 16:08  
Track Rating: Good 4, Weather: Overcast, Rail Position: +2m Entire

Section	Overall	1000m	800m	600m	400m	200m								
Section Times	1:10.02 [4] (0:13.42)	0:56.60 [4] (0:11.02)	0:45.58 [3] (0:11.04)	0:34.54 [3] (0:11.36)	0:23.18 [3] (0:11.25)	0:11.93 [1] (0:11.93)								
Average Speed [km/h]	53.8	65.2	65.3	63.1	64.0	60.2								
Top Speed [km/h]	68.3	67.8	66.0	64.2	65.3	63.3								
Avg. Dist. to Rail [m]	0.8	0.4	0.7	0.6	1.9	3.6								
Avg. Stride Freq. [Hz]	2.4	2.3	2.3	2.3	2.4	2.3								
Avg. Stride Length [m]	6.3	7.7	7.9	7.8	7.3	7.1								



[ ] Ranking at each section and finish  
- - - - No data available at this section  
NA No data available



Horse/Jockey Name	Knightsbridge
Final Rank	5
Fastest Section Time (Section)	0:10.99 (800m)
Top Speed [km/h] (Section)	67.5 (800m)
Race State	Finished

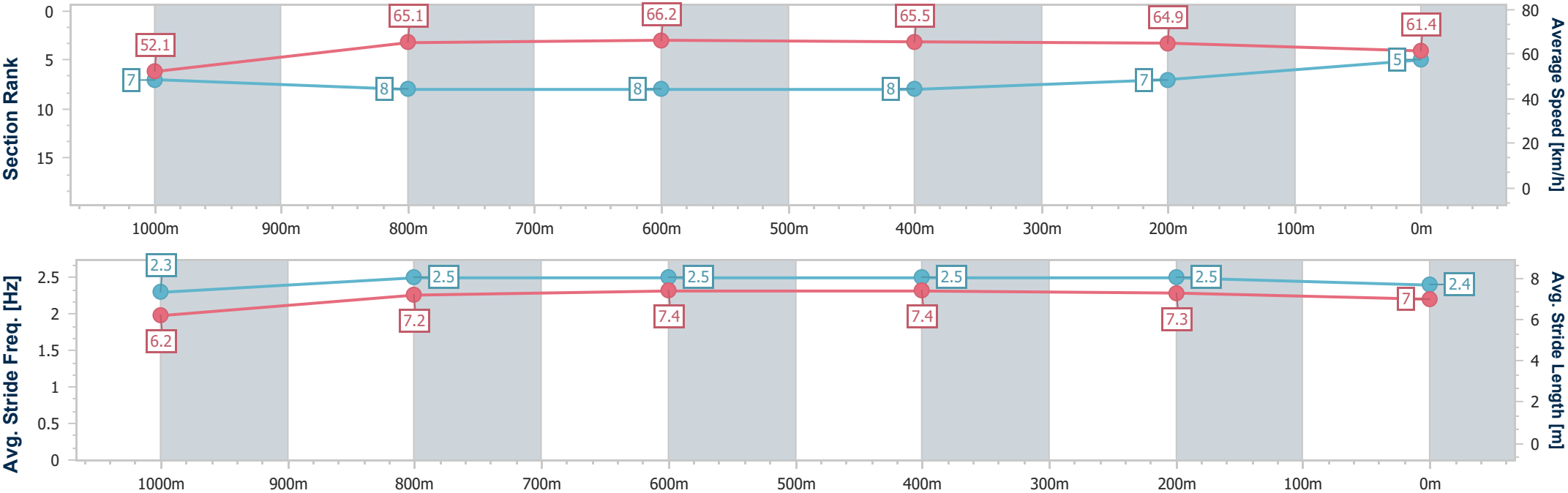


Aquis Park Gold CoastProfessional  
Race 7: TAB MAGIC MILLIONS 2YO CLASSIC - 1200m



17 January 2026 - 16:08  
Track Rating: Good 4, Weather: Overcast, Rail Position: +2m Entire

Section	Overall	1000m	800m	600m	400m	200m							
Section Times	1:10.07 [5] (0:13.83)	0:56.24 [7] (0:11.12)	0:45.12 [8] (0:10.99)	0:34.13 [8] (0:11.27)	0:22.86 [8] (0:11.17)	0:11.69 [7] (0:11.69)							
Average Speed [km/h]	52.1	65.1	66.2	65.5	64.9	61.4							
Top Speed [km/h]	67.2	67.2	67.5	66.3	67.0	63.2							
Avg. Dist. to Rail [m]	3.2	1.6	2.6	3.9	8.2	9.6							
Avg. Stride Freq. [Hz]	2.3	2.5	2.5	2.5	2.5	2.4							
Avg. Stride Length [m]	6.2	7.2	7.4	7.4	7.3	7.0							



- [ ] Ranking at each section and finish
- .-.- No data available at this section
- NA No data available



Horse/Jockey Name	Zip Lock
Final Rank	6
Fastest Section Time (Section)	0:11.00 (800m)
Top Speed [km/h] (Section)	67.8 (800m)
Race State	Finished

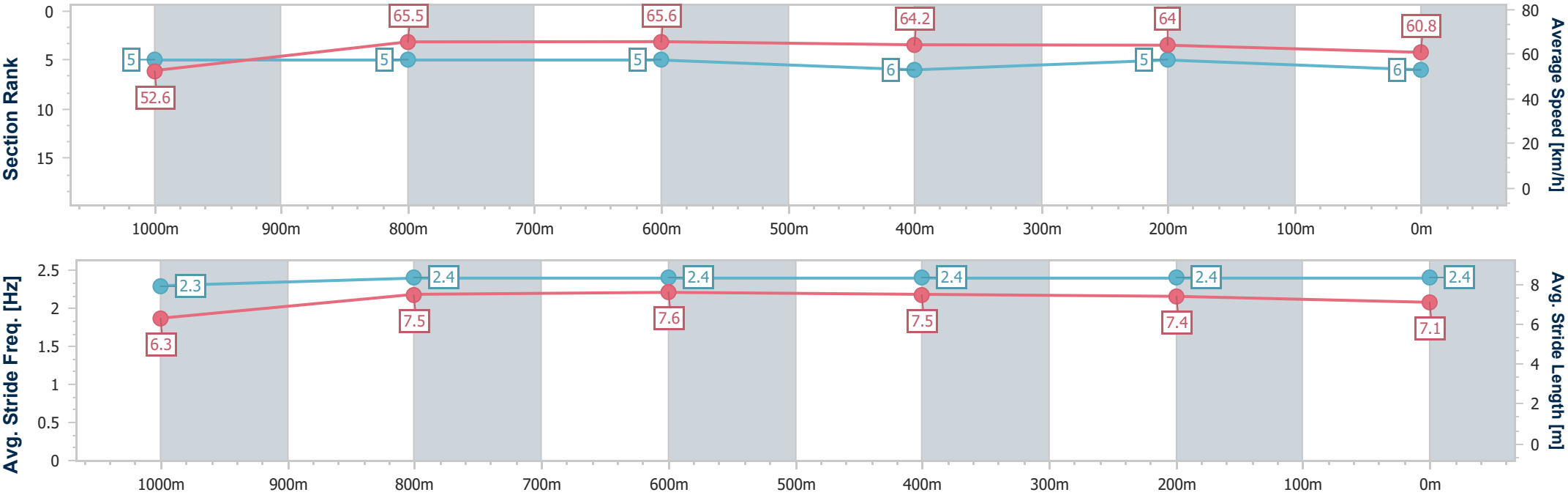


Aquis Park Gold CoastProfessional  
Race 7: TAB MAGIC MILLIONS 2YO CLASSIC - 1200m



17 January 2026 - 16:08  
Track Rating: Good 4, Weather: Overcast, Rail Position: +2m Entire

Section	Overall	1000m	800m	600m	400m	200m								
Section Times	1:10.13 [6] (0:13.66)	0:56.47 [5] (0:11.05)	0:45.42 [5] (0:11.00)	0:34.42 [5] (0:11.33)	0:23.09 [6] (0:11.30)	0:11.79 [5] (0:11.79)								
Average Speed [km/h]	52.6	65.5	65.6	64.2	64.0	60.8								
Top Speed [km/h]	66.6	67.0	67.8	65.3	65.5	63.2								
Avg. Dist. to Rail [m]	1.7	1.1	0.8	1.5	5.5	8.0								
Avg. Stride Freq. [Hz]	2.3	2.4	2.4	2.4	2.4	2.4								
Avg. Stride Length [m]	6.3	7.5	7.6	7.5	7.4	7.1								



[ ] Ranking at each section and finish  
- - - - No data available at this section  
NA No data available



Horse/Jockey Name	Shiki
Final Rank	7
Fastest Section Time (Section)	0:11.06 (1000m)
Top Speed [km/h] (Section)	67.3 (800m)
Race State	Finished

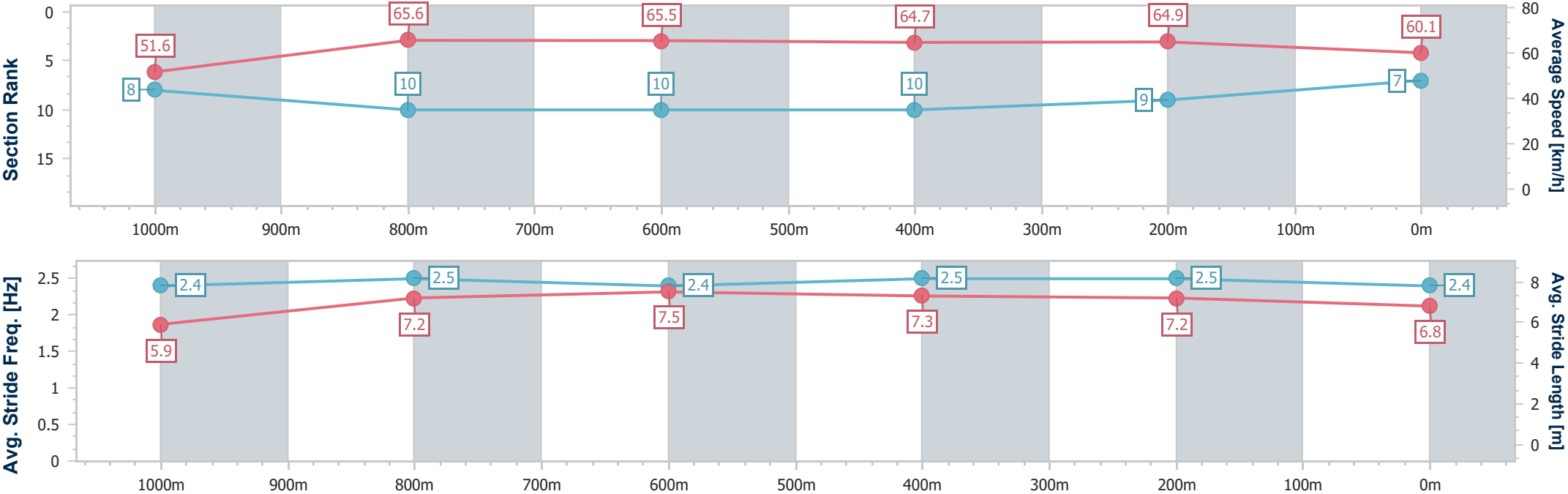


Aquis Park Gold CoastProfessional  
Race 7: TAB MAGIC MILLIONS 2YO CLASSIC - 1200m



17 January 2026 - 16:08  
Track Rating: Good 4, Weather: Overcast, Rail Position: +2m Entire

Section	Overall	1000m	800m	600m	400m	200m							
Section Times	1:10.45 [7] (0:13.96)	0:56.49 [8] (0:11.06)	0:45.43 [10] (0:11.08)	0:34.35 [10] (0:11.22)	0:23.13 [10] (0:11.18)	0:11.95 [9] (0:11.95)							
Average Speed [km/h]	51.6	65.6	65.5	64.7	64.9	60.1							
Top Speed [km/h]	66.8	67.1	67.3	65.8	66.5	63.3							
Avg. Dist. to Rail [m]	5.1	2.1	1.8	1.9	6.8	8.8							
Avg. Stride Freq. [Hz]	2.4	2.5	2.4	2.5	2.5	2.4							
Avg. Stride Length [m]	5.9	7.2	7.5	7.3	7.2	6.8							



- [ ] Ranking at each section and finish
- .-.- No data available at this section
- NA No data available



Horse/Jockey Name	Magritte
Final Rank	8
Fastest Section Time (Section)	0:10.93 (1000m)
Top Speed [km/h] (Section)	67.5 (Overall)
Race State	Finished

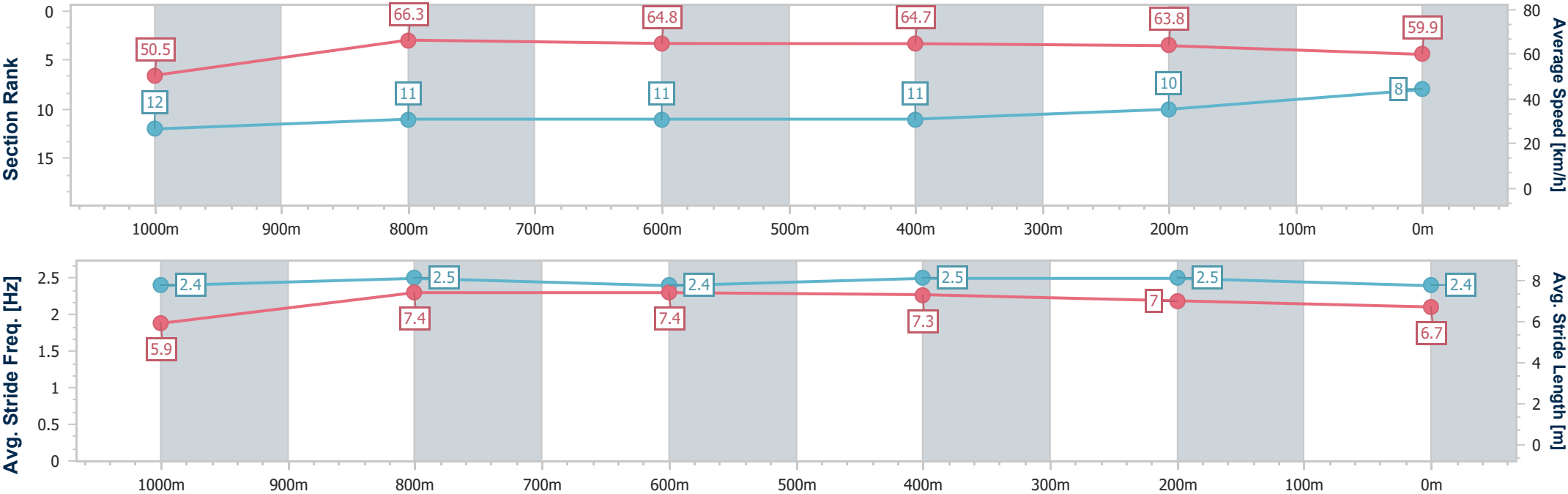


Aquis Park Gold CoastProfessional  
Race 7: TAB MAGIC MILLIONS 2YO CLASSIC - 1200m



17 January 2026 - 16:08  
Track Rating: Good 4, Weather: Overcast, Rail Position: +2m Entire

Section	Overall	1000m	800m	600m	400m	200m							
Section Times	1:10.74 [8] (0:14.28)	0:56.46 [12] (0:10.93)	0:45.53 [11] (0:11.10)	0:34.43 [11] (0:11.15)	0:23.28 [11] (0:11.27)	0:12.01 [10] (0:12.01)							
Average Speed [km/h]	50.5	66.3	64.8	64.7	63.8	59.9							
Top Speed [km/h]	67.5	67.2	67.1	65.8	65.3	62.3							
Avg. Dist. to Rail [m]	6.9	1.0	0.4	0.7	0.3	0.4							
Avg. Stride Freq. [Hz]	2.4	2.5	2.4	2.5	2.5	2.4							
Avg. Stride Length [m]	5.9	7.4	7.4	7.3	7.0	6.7							



- [ ] Ranking at each section and finish
- .-.- No data available at this section
- NA No data available



Horse/Jockey Name	Tigroni
Final Rank	9
Fastest Section Time (Section)	0:10.79 (1000m)
Top Speed [km/h] (Section)	69.1 (1000m)
Race State	Finished

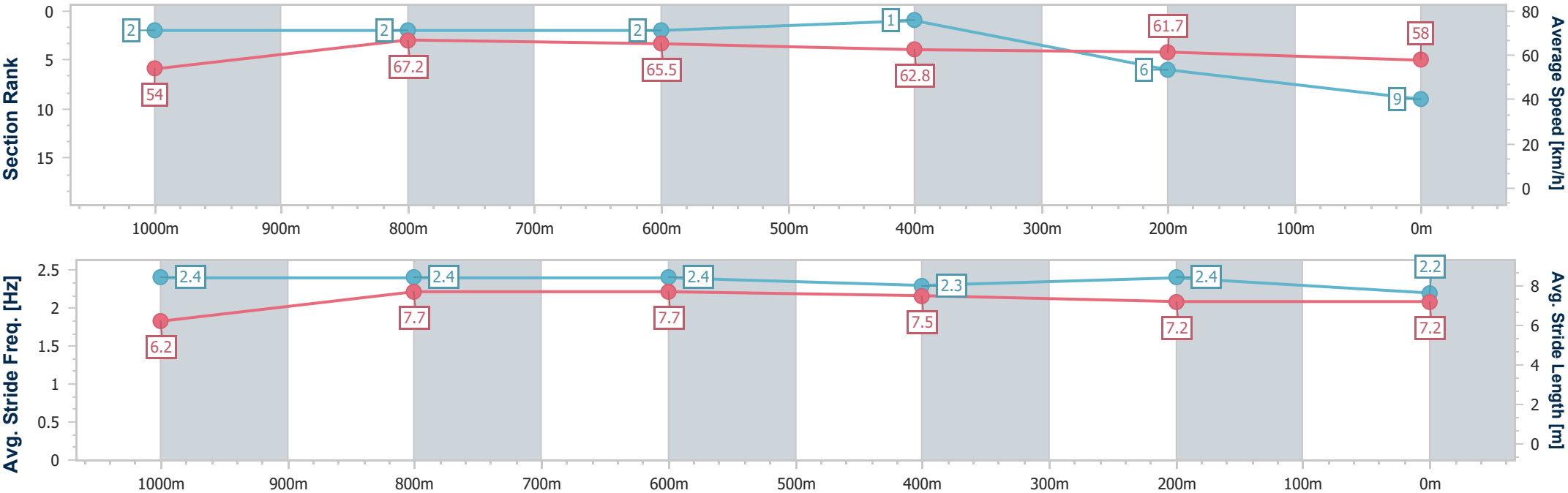


Aquis Park Gold CoastProfessional  
Race 7: TAB MAGIC MILLIONS 2YO CLASSIC - 1200m



17 January 2026 - 16:08  
Track Rating: Good 4, Weather: Overcast, Rail Position: +2m Entire

Section	Overall	1000m	800m	600m	400m	200m								
Section Times	1:10.80 [9] (0:13.33)	0:57.47 [2] (0:10.79)	0:46.68 [2] (0:11.03)	0:35.65 [2] (0:11.54)	0:24.11 [1] (0:11.68)	0:12.43 [6] (0:12.43)								
Average Speed [km/h]	54.0	67.2	65.5	62.8	61.7	58.0								
Top Speed [km/h]	69.1	69.1	67.9	63.6	64.1	60.1								
Avg. Dist. to Rail [m]	3.7	1.7	1.1	1.5	3.7	5.1								
Avg. Stride Freq. [Hz]	2.4	2.4	2.4	2.3	2.4	2.2								
Avg. Stride Length [m]	6.2	7.7	7.7	7.5	7.2	7.2								





Horse/Jockey Name	Mystical
Final Rank	10
Fastest Section Time (Section)	0:11.06 (1000m)
Top Speed [km/h] (Section)	67.8 (800m)
Race State	Finished



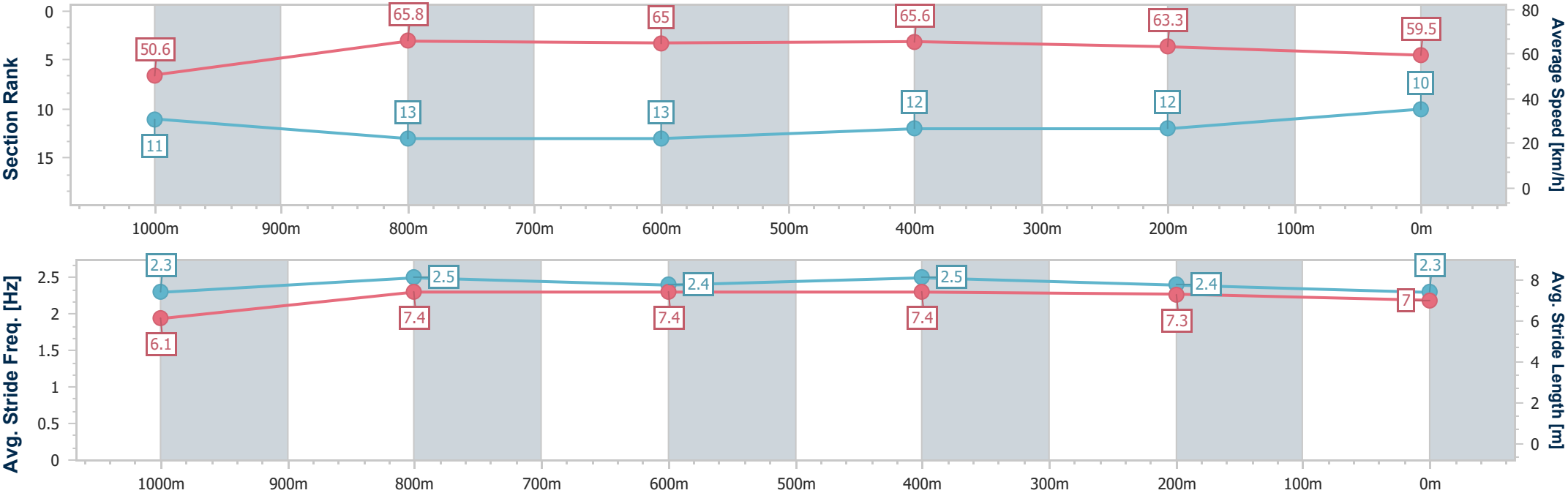
Aquis Park Gold CoastProfessional  
Race 7: TAB MAGIC MILLIONS 2YO CLASSIC - 1200m



17 January 2026 - 16:08

Track Rating: Good 4, Weather: Overcast, Rail Position: +2m Entire

Section	Overall	1000m	800m	600m	400m	200m							
Section Times	1:11.09 [10] (0:14.22)	0:56.87 [11] (0:11.06)	0:45.81 [13] (0:11.14)	0:34.67 [13] (0:11.15)	0:23.52 [12] (0:11.42)	0:12.10 [12] (0:12.10)							
Average Speed [km/h]	50.6	65.8	65.0	65.6	63.3	59.5							
Top Speed [km/h]	66.0	66.6	67.8	66.4	65.1	62.1							
Avg. Dist. to Rail [m]	5.5	2.0	1.6	2.6	7.3	8.7							
Avg. Stride Freq. [Hz]	2.3	2.5	2.4	2.5	2.4	2.3							
Avg. Stride Length [m]	6.1	7.4	7.4	7.4	7.3	7.0							



- [ ] Ranking at each section and finish
- .-.- No data available at this section
- NA No data available



Horse/Jockey Name	Leaves Of Lorien
Final Rank	11
Fastest Section Time (Section)	0:10.68 (1000m)
Top Speed [km/h] (Section)	69.6 (1000m)
Race State	Finished



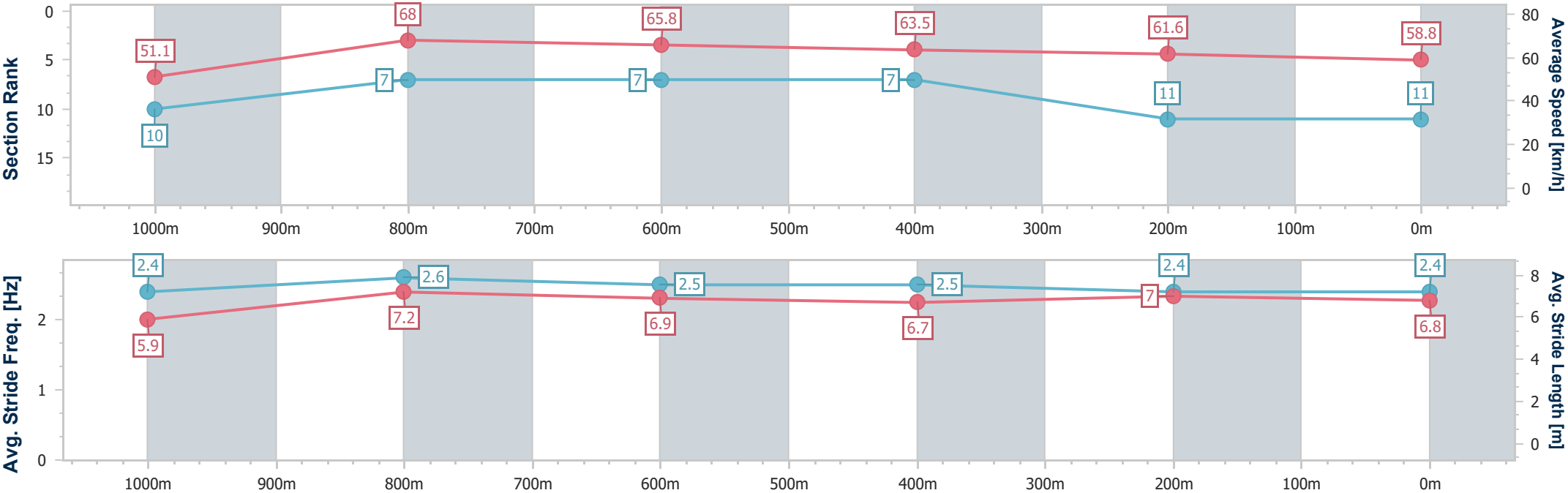
Aquis Park Gold CoastProfessional  
Race 7: TAB MAGIC MILLIONS 2YO CLASSIC - 1200m



17 January 2026 - 16:08

Track Rating: Good 4, Weather: Overcast, Rail Position: +2m Entire

Section	Overall	1000m	800m	600m	400m	200m							
Section Times	1:11.15 [11] (0:14.12)	0:57.03 [10] (0:10.68)	0:46.35 [7] (0:10.97)	0:35.38 [7] (0:11.36)	0:24.02 [7] (0:11.77)	0:12.25 [11] (0:12.25)							
Average Speed [km/h]	51.1	68.0	65.8	63.5	61.6	58.8							
Top Speed [km/h]	68.1	69.6	66.9	64.9	62.1	61.1							
Avg. Dist. to Rail [m]	7.9	3.0	1.0	1.0	4.1	6.3							
Avg. Stride Freq. [Hz]	2.4	2.6	2.5	2.5	2.4	2.4							
Avg. Stride Length [m]	5.9	7.2	6.9	6.7	7.0	6.8							





Horse/Jockey Name	Itchintogo
Final Rank	12
Fastest Section Time (Section)	0:10.57 (1000m)
Top Speed [km/h] (Section)	69.7 (Overall)
Race State	Finished

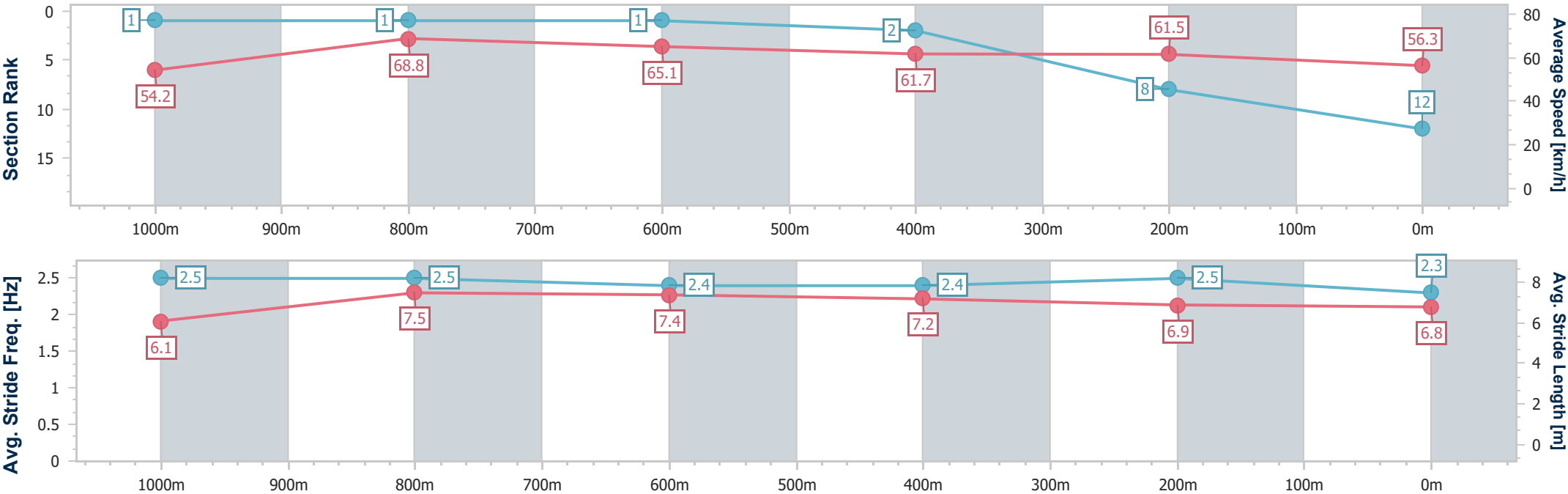


Aquis Park Gold CoastProfessional  
Race 7: TAB MAGIC MILLIONS 2YO CLASSIC - 1200m



17 January 2026 - 16:08  
Track Rating: Good 4, Weather: Overcast, Rail Position: +2m Entire

Section	Overall	1000m	800m	600m	400m	200m							
Section Times	1:11.27 [12] (0:13.27)	0:58.00 [1] (0:10.57)	0:47.43 [1] (0:11.15)	0:36.28 [1] (0:11.79)	0:24.49 [2] (0:11.70)	0:12.79 [8] (0:12.79)							
Average Speed [km/h]	54.2	68.8	65.1	61.7	61.5	56.3							
Top Speed [km/h]	69.7	69.6	68.6	63.1	63.1	58.8							
Avg. Dist. to Rail [m]	6.1	1.7	2.6	1.9	3.6	4.6							
Avg. Stride Freq. [Hz]	2.5	2.5	2.4	2.4	2.5	2.3							
Avg. Stride Length [m]	6.1	7.5	7.4	7.2	6.9	6.8							



[ ] Ranking at each section and finish  
- - - - No data available at this section  
NA No data available



Horse/Jockey Name	Inhabit
Final Rank	13
Fastest Section Time (Section)	0:10.92 (1000m)
Top Speed [km/h] (Section)	67.7 (1000m)
Race State	Finished

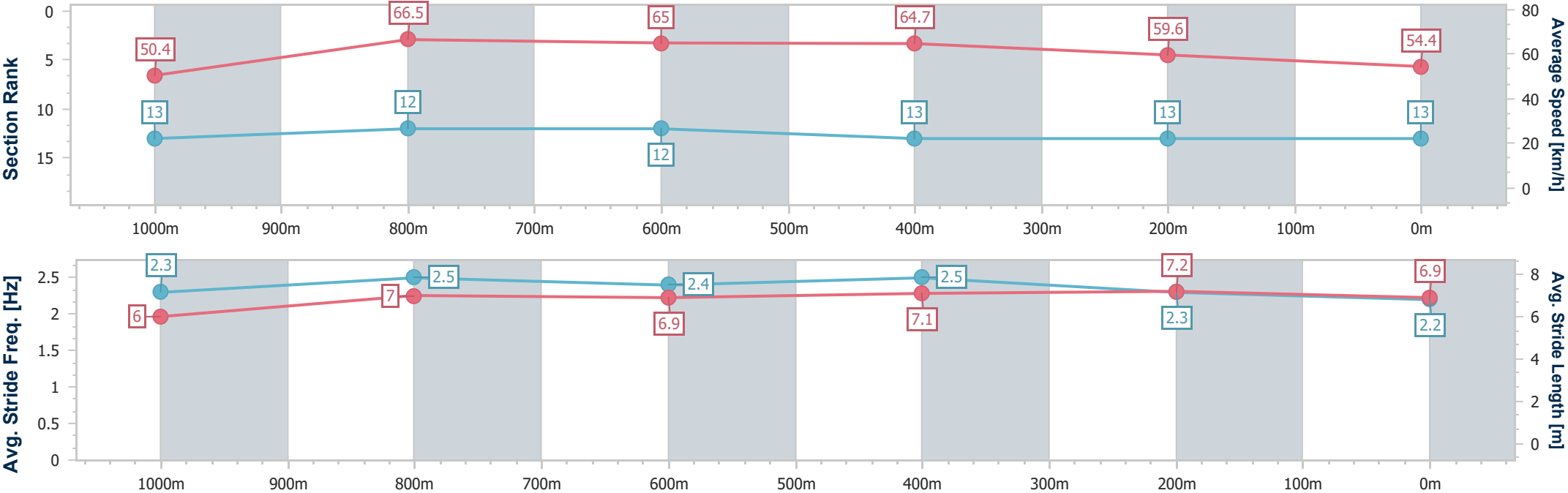


Aquis Park Gold CoastProfessional  
Race 7: TAB MAGIC MILLIONS 2YO CLASSIC - 1200m



17 January 2026 - 16:08  
Track Rating: Good 4, Weather: Overcast, Rail Position: +2m Entire

Section	Overall	1000m	800m	600m	400m	200m							
Section Times	1:13.03 [13] (0:14.30)	0:58.73 [13] (0:10.92)	0:47.81 [12] (0:11.13)	0:36.68 [12] (0:11.29)	0:25.39 [13] (0:12.17)	0:13.22 [13] (0:13.22)							
Average Speed [km/h]	50.4	66.5	65.0	64.7	59.6	54.4							
Top Speed [km/h]	64.4	67.7	66.1	66.6	61.2	56.8							
Avg. Dist. to Rail [m]	7.2	2.2	1.4	3.1	3.2	1.7							
Avg. Stride Freq. [Hz]	2.3	2.5	2.4	2.5	2.3	2.2							
Avg. Stride Length [m]	6.0	7.0	6.9	7.1	7.2	6.9							



- [ ] Ranking at each section and finish
- .-.- No data available at this section
- NA No data available

# Aquis Park Gold Coast Professional

## Race 8: GOLD COAST MAGIC MILLIONS 3YO GUINEAS - 1400m

17 January 2026 - 16:48

Track Rating: Good 4, Weather: Overcast, Rail Position: +2m Entire

Section						Overall	1200m	1000m	800m	600m	400m	Last 600m	
Field Times						1:21.82 (0:13.28)	1:08.54 (0:10.50)	0:58.04 (0:10.95)	0:47.09 (0:11.57)	0:35.52 (0:11.98)	0:23.54 (0:11.77)	0:35.52	
Rank	TAB	Horse/Jockey	Barrier	Top Speed [km/h]	Fastest Section								Distance Travelled [m]
1	4	TORQUE TO BE SURE	15	68.6	0:10.59	1:21.82 [1]	1:08.05 [8]	0:57.46 [6]	0:46.33 [6]	0:34.76 [6]	0:23.19 [6]	0:34.76	
		Ben Melham		1200m	1200m	(0:13.77)	(0:10.59)	(0:11.13)	(0:11.57)	(0:11.57)	(0:11.42)		
2	1	NINJA	17	69.3	0:10.58	1:21.95 [2]	1:07.94 [12]	0:57.36 [8]	0:46.13 [8]	0:34.57 [9]	0:22.93 [10]	0:34.57	+7
		Tommy Berry		1200m	1200m	(0:14.01)	(0:10.58)	(0:11.23)	(0:11.56)	(0:11.64)	(0:11.14)		
3	6	SPANISH TREASURE	12	67.0	0:11.03	1:22.01 [3]	1:08.18 [10]	0:57.15 [11]	0:45.88 [11]	0:34.45 [11]	0:22.95 [11]	0:34.45	+2
		Ryan Maloney		1200m	1200m	(0:13.83)	(0:11.03)	(0:11.27)	(0:11.43)	(0:11.50)	(0:11.32)		
4	16	CRASH THE PARTY	16	66.8	0:11.07	1:22.05 [4]	1:07.63 [17]	0:56.56 [17]	0:45.13 [17]	0:33.95 [17]	0:22.61 [16]	0:33.95	-2
		Daniel Moor		400m	1200m	(0:14.42)	(0:11.07)	(0:11.43)	(0:11.18)	(0:11.34)	(0:11.15)		
5	3	DAMIEN	5	66.7	0:10.95	1:22.21 [5]	1:08.40 [9]	0:57.45 [10]	0:46.24 [10]	0:34.77 [10]	0:23.30 [8]	0:34.77	-2
		Zac Lloyd		1200m	1200m	(0:13.81)	(0:10.95)	(0:11.21)	(0:11.47)	(0:11.47)	(0:11.53)		
6	10	MEMO	8	69.0	0:10.75	1:22.21 [6]	1:08.51 [6]	0:57.76 [7]	0:46.50 [7]	0:34.98 [7]	0:23.32 [7]	0:34.98	+3
		James McDonald		1200m	1200m	(0:13.70)	(0:10.75)	(0:11.26)	(0:11.52)	(0:11.66)	(0:11.33)		
7	11	ICARIAN DREAM	4	68.0	0:10.73	1:22.36 [7]	1:08.90 [5]	0:58.17 [5]	0:46.99 [5]	0:35.41 [5]	0:23.81 [4]	0:35.41	-6
		Jamie Melham		1200m	1200m	(0:13.46)	(0:10.73)	(0:11.18)	(0:11.58)	(0:11.60)	(0:11.58)		
8	8	CELLARMASER	11	66.3	0:11.07	1:22.48 [8]	1:08.30 [16]	0:57.23 [16]	0:45.89 [15]	0:34.50 [16]	0:22.95 [17]	0:34.50	-1
		Damian Lane		1000m	1200m	(0:14.18)	(0:11.07)	(0:11.34)	(0:11.39)	(0:11.55)	(0:11.33)		
9	14	HI BARBIE	13	66.2	0:11.17	1:22.63 [9]	1:08.58 [14]	0:57.41 [15]	0:45.95 [16]	0:34.71 [15]	0:23.29 [15]	0:34.71	+3
		Craig Williams		1200m	1200m	(0:14.05)	(0:11.17)	(0:11.46)	(0:11.24)	(0:11.42)	(0:11.30)		
10	9	JIMMY'S BROTHER	7	69.3	0:10.50	1:22.65 [10]	1:09.37 [1]	0:58.87 [1]	0:47.92 [1]	0:36.35 [1]	0:24.37 [1]	0:36.35	-5
		Angela Jones		1200m	1200m	(0:13.28)	(0:10.50)	(0:10.95)	(0:11.57)	(0:11.98)	(0:11.83)		



**Aquis Park Gold Coast Professional**  
**Race 8: GOLD COAST MAGIC MILLIONS 3YO GUINEAS - 1400m**  
**17 January 2026 - 16:48**



Track Rating: Good 4, Weather: Overcast, Rail Position: +2m Entire

Section						Overall	1200m	1000m	800m	600m	400m	Last 600m		
Field Times						1:21.82 (0:13.28)	1:08.54 (0:10.50)	0:58.04 (0:10.95)	0:47.09 (0:11.57)	0:35.52 (0:11.98)	0:23.54 (0:11.77)	0:35.52		
Rank	TAB	Horse/Jockey	Barrier	Top Speed [km/h]	Fastest Section									Distance Travelled [m]
11	13	DRAGONNE ROUGE	6	66.8	0:10.99	1:22.74 [11]	1:08.72 [13]	0:57.73 [12]	0:46.36 [13]	0:34.90 [14]	0:23.41 [14]	0:34.90	-1	
		Michael Rodd		1200m	1200m	(0:14.02)	(0:10.99)	(0:11.37)	(0:11.46)	(0:11.49)	(0:11.45)			
12	5	SAXOBUSHI	9	69.4	0:10.55	1:22.78 [12]	1:09.34 [4]	0:58.79 [4]	0:47.61 [4]	0:36.02 [4]	0:24.18 [5]	0:36.02	+3	
		Andrew Mallyon		1200m	1200m	(0:13.44)	(0:10.55)	(0:11.18)	(0:11.59)	(0:11.84)	(0:11.86)			
13	15	ADORABLE THOUGHT	1	68.6	0:10.82	1:22.88 [13]	1:09.11 [7]	0:58.29 [9]	0:47.06 [9]	0:35.52 [8]	0:23.92 [9]	0:35.52	-4	
		Robbie Dolan		1200m	1200m	(0:13.77)	(0:10.82)	(0:11.23)	(0:11.54)	(0:11.60)	(0:11.76)			
14	12	RECUPERATO	14	67.0	0:11.07	1:22.90 [14]	1:08.93 [11]	0:57.86 [13]	0:46.46 [14]	0:35.22 [12]	0:23.78 [12]	0:35.22	+3	
		Ben Thompson		1200m	1200m	(0:13.97)	(0:11.07)	(0:11.40)	(0:11.24)	(0:11.44)	(0:11.58)			
15	7	BENEVAC	3	69.8	0:10.51	1:23.43 [15]	1:10.13 [2]	0:59.62 [2]	0:48.34 [3]	0:36.71 [3]	0:25.02 [2]	0:36.71	-2	
		Tim Clark		1200m	1200m	(0:13.30)	(0:10.51)	(0:11.28)	(0:11.63)	(0:11.69)	(0:11.92)			
16	17	NORTY FORTY	2	67.2	0:10.99	1:24.34 [16]	1:10.29 [15]	0:59.30 [14]	0:48.03 [12]	0:36.51 [13]	0:25.04 [13]	0:36.51	-5	
		Rachel King		1200m	1200m	(0:14.05)	(0:10.99)	(0:11.27)	(0:11.52)	(0:11.47)	(0:11.54)			
17	2	O' OLE	10	69.3	0:10.52	1:24.43 [17]	1:11.09 [3]	1:00.57 [3]	0:49.47 [2]	0:37.75 [2]	0:25.94 [3]	0:37.75	-4	
		Ethan Brown		1200m	1200m	(0:13.34)	(0:10.52)	(0:11.10)	(0:11.72)	(0:11.81)	(0:12.18)			



**Aquis Park Gold Coast Professional**  
**Race 8: GOLD COAST MAGIC MILLIONS 3YO GUINEAS - 1400m**  
**17 January 2026 - 16:48**



Track Rating: Good 4, Weather: Overcast, Rail Position: +2m Entire

Section Field Times				200m 0:11.77 (0:11.77)		Last 600m 0:35.52			
Rank	TAB	Horse/Jockey	Barrier	Top Speed [km/h]	Fastest Section	Margin			Distance Travelled [m]
1	4	TORQUE TO BE SURE	15	68.6	0:10.59	0:11.77 [1]	1:21.82		0:34.76
		Ben Melham		1200m	1200m	(0:11.77)			
2	1	NINJA	17	69.3	0:10.58	0:11.79 [4]	0.76L		0:34.57 +7
		Tommy Berry		1200m	1200m	(0:11.79)			
3	6	SPANISH TREASURE	12	67.0	0:11.03	0:11.63 [7]	1.09L		0:34.45 +2
		Ryan Maloney		1200m	1200m	(0:11.63)			
4	16	CRASH THE PARTY	16	66.8	0:11.07	0:11.46 [10]	1.38L		0:33.95 -2
		Daniel Moor		400m	1200m	(0:11.46)			
5	3	DAMIEN	5	66.7	0:10.95	0:11.77 [8]	2.31L		0:34.77 -2
		Zac Lloyd		1200m	1200m	(0:11.77)			
6	10	MEMO	8	69.0	0:10.75	0:11.99 [5]	2.32L		0:34.98 +3
		James McDonald		1200m	1200m	(0:11.99)			
7	11	ICARIAN DREAM	4	68.0	0:10.73	0:12.23 [3]	3.21L		0:35.41 -6
		Jamie Melham		1200m	1200m	(0:12.23)			
8	8	CELLARMASTER	11	66.3	0:11.07	0:11.62 [17]	3.88L		0:34.50 -1
		Damian Lane		1000m	1200m	(0:11.62)			
9	14	HI BARBIE	13	66.2	0:11.17	0:11.99 [11]	4.78L		0:34.71 +3
		Craig Williams		1200m	1200m	(0:11.99)			
10	9	JIMMY'S BROTHER	7	69.3	0:10.50	0:12.54 [2]	4.86L		0:36.35 -5
		Angela Jones		1200m	1200m	(0:12.54)			



**Aquis Park Gold Coast Professional**  
**Race 8: GOLD COAST MAGIC MILLIONS 3YO GUINEAS - 1400m**  
**17 January 2026 - 16:48**



Track Rating: Good 4, Weather: Overcast, Rail Position: +2m Entire

Section		200m					Last 600m		
Field Times		0:11.77 (0:11.77)					0:35.52		
Rank	TAB	Horse/Jockey	Barrier	Top Speed [km/h]	Fastest Section	Margin		Distance Travelled [m]	
11	13	DRAGONNE ROUGE	6	66.8	0:10.99	0:11.96 [15]	5.41L	0:34.90	-1
		Michael Rodd		1200m	1200m	(0:11.96)			
12	5	SAXOBUSHI	9	69.4	0:10.55	0:12.32 [9]	5.65L	0:36.02	+3
		Andrew Mallyon		1200m	1200m	(0:12.32)			
13	15	ADORABLE THOUGHT	1	68.6	0:10.82	0:12.16 [14]	6.25L	0:35.52	-4
		Robbie Dolan		1200m	1200m	(0:12.16)			
14	12	RECUPERATO	14	67.0	0:11.07	0:12.20 [13]	6.35L	0:35.22	+3
		Ben Thompson		1200m	1200m	(0:12.20)			
15	7	BENEVAC	3	69.8	0:10.51	0:13.10 [6]	9.46L	0:36.71	-2
		Tim Clark		1200m	1200m	(0:13.10)			
16	17	NORTY FORTY	2	67.2	0:10.99	0:13.50 [16]	14.84L	0:36.51	-5
		Rachel King		1200m	1200m	(0:13.50)			
17	2	O' OLE	10	69.3	0:10.52	0:13.76 [12]	15.37L	0:37.75	-4
		Ethan Brown		1200m	1200m	(0:13.76)			



Horse/Jockey Name	Torque To Be Sure
Final Rank	1
Fastest Section Time (Section)	0:10.59 (1200m)
Top Speed [km/h] (Section)	68.6 (1200m)
Race State	Finished



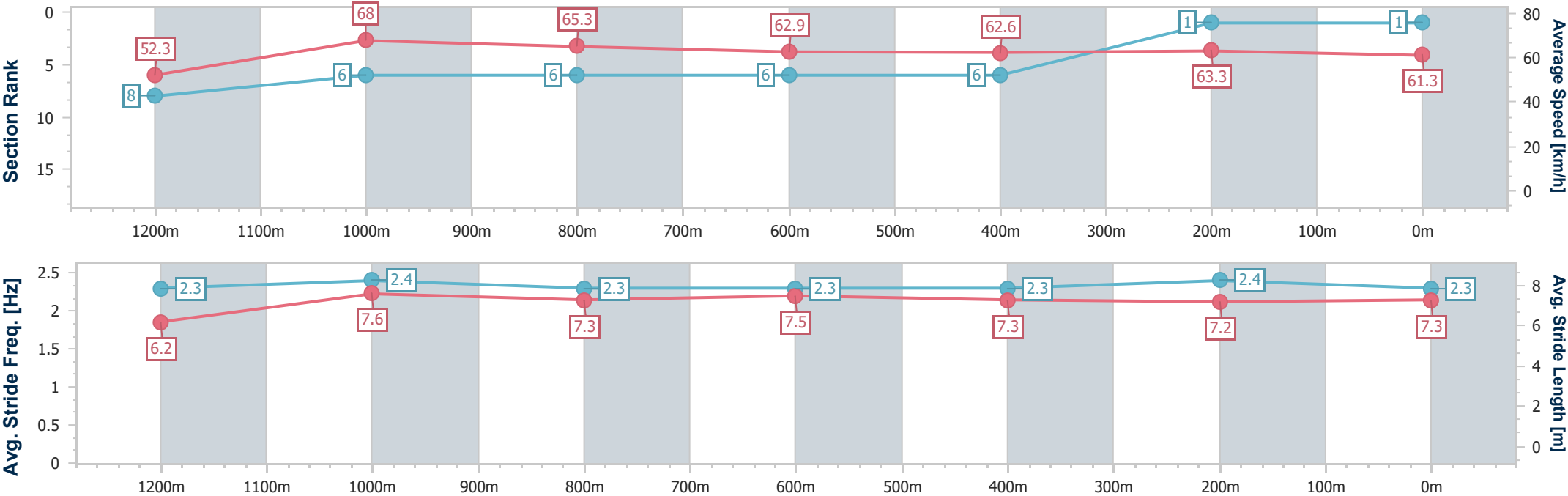
Aquis Park Gold CoastProfessional  
Race 8: GOLD COAST MAGIC MILLIONS 3YO GUINEAS -  
1400m



17 January 2026 - 16:48

Track Rating: Good 4, Weather: Overcast, Rail Position: +2m Entire

Section	Overall	1200m	1000m	800m	600m	400m	200m						
Section Times	1:21.82 [1] (0:13.77)	1:08.05 [8] (0:10.59)	0:57.46 [6] (0:11.13)	0:46.33 [6] (0:11.57)	0:34.76 [6] (0:11.57)	0:23.19 [6] (0:11.42)	0:11.77 [1] (0:11.77)						
Average Speed [km/h]	52.3	68.0	65.3	62.9	62.6	63.3	61.3						
Top Speed [km/h]	67.5	68.6	68.0	63.9	63.3	64.9	63.0						
Avg. Dist. to Rail [m]	11.7	3.9	2.1	1.7	1.7	4.5	7.2						
Avg. Stride Freq. [Hz]	2.3	2.4	2.3	2.3	2.3	2.4	2.3						
Avg. Stride Length [m]	6.2	7.6	7.3	7.5	7.3	7.2	7.3						



- [ ] Ranking at each section and finish
- .-.- No data available at this section
- NA No data available



Horse/Jockey Name	Ninja
Final Rank	2
Fastest Section Time (Section)	0:10.58 (1200m)
Top Speed [km/h] (Section)	69.3 (1200m)
Race State	Finished



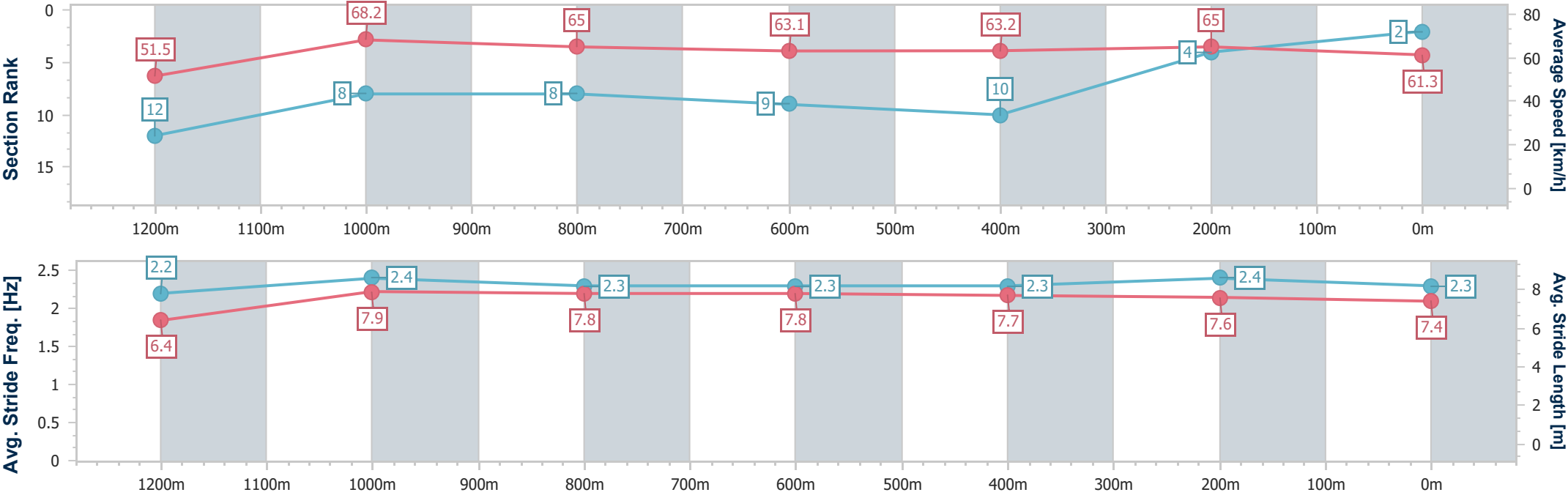
Aquis Park Gold CoastProfessional  
Race 8: GOLD COAST MAGIC MILLIONS 3YO GUINEAS -  
1400m



17 January 2026 - 16:48

Track Rating: Good 4, Weather: Overcast, Rail Position: +2m Entire

Section	Overall	1200m	1000m	800m	600m	400m	200m						
Section Times	1:21.95 [2] (0:14.01)	1:07.94 [12] (0:10.58)	0:57.36 [8] (0:11.23)	0:46.13 [8] (0:11.56)	0:34.57 [9] (0:11.64)	0:22.93 [10] (0:11.14)	0:11.79 [4] (0:11.79)						
Average Speed [km/h]	51.5	68.2	65.0	63.1	63.2	65.0	61.3						
Top Speed [km/h]	66.2	69.3	67.0	64.0	64.6	66.3	63.8						
Avg. Dist. to Rail [m]	12.9	4.1	3.3	3.1	3.9	6.8	8.0						
Avg. Stride Freq. [Hz]	2.2	2.4	2.3	2.3	2.3	2.4	2.3						
Avg. Stride Length [m]	6.4	7.9	7.8	7.8	7.7	7.6	7.4						



- [ ] Ranking at each section and finish
- .-.- No data available at this section
- NA No data available



Horse/Jockey Name	Spanish Treasure
Final Rank	3
Fastest Section Time (Section)	0:11.03 (1200m)
Top Speed [km/h] (Section)	67.0 (1200m)
Race State	Finished

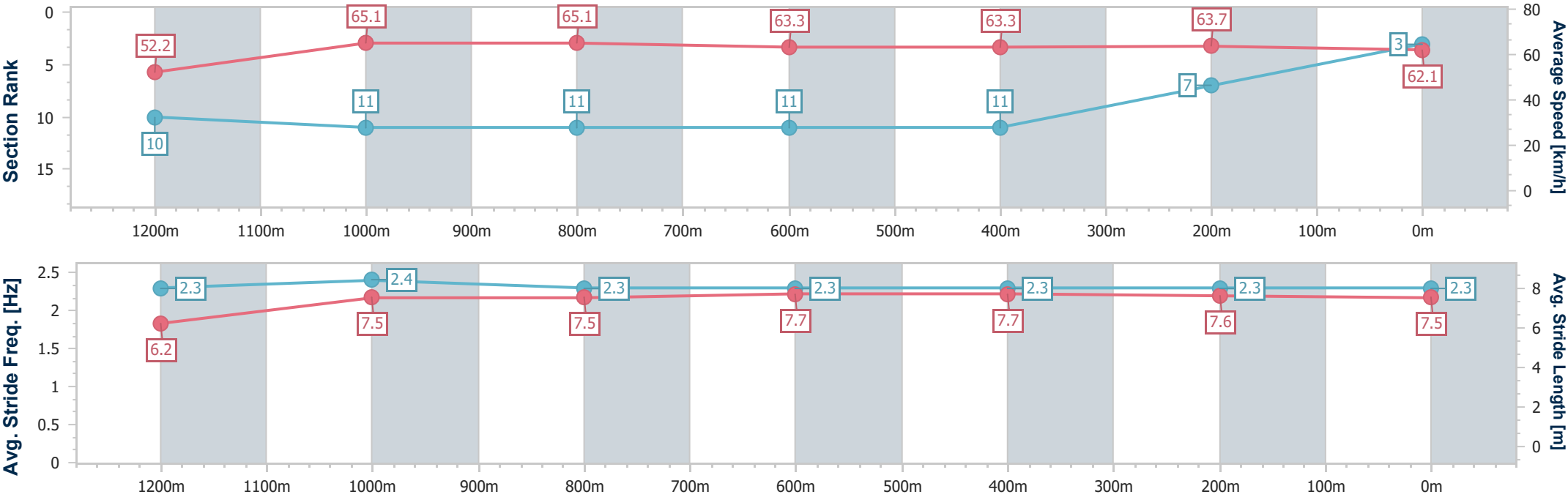


Aquis Park Gold CoastProfessional  
Race 8: GOLD COAST MAGIC MILLIONS 3YO GUINEAS -  
1400m



17 January 2026 - 16:48  
Track Rating: Good 4, Weather: Overcast, Rail Position: +2m Entire

Section	Overall	1200m	1000m	800m	600m	400m	200m						
Section Times	1:22.01 [3] (0:13.83)	1:08.18 [10] (0:11.03)	0:57.15 [11] (0:11.27)	0:45.88 [11] (0:11.43)	0:34.45 [11] (0:11.50)	0:22.95 [11] (0:11.32)	0:11.63 [7] (0:11.63)						
Average Speed [km/h]	52.2	65.1	65.1	63.3	63.3	63.7	62.1						
Top Speed [km/h]	64.4	67.0	66.0	64.9	64.2	64.8	62.7						
Avg. Dist. to Rail [m]	9.5	3.3	3.0	1.9	1.8	4.8	5.5						
Avg. Stride Freq. [Hz]	2.3	2.4	2.3	2.3	2.3	2.3	2.3						
Avg. Stride Length [m]	6.2	7.5	7.5	7.7	7.7	7.6	7.5						



- [ ] Ranking at each section and finish
- .-.- No data available at this section
- NA No data available



Horse/Jockey Name	Crash The Party
Final Rank	4
Fastest Section Time (Section)	0:11.07 (1200m)
Top Speed [km/h] (Section)	66.8 (400m)
Race State	Finished

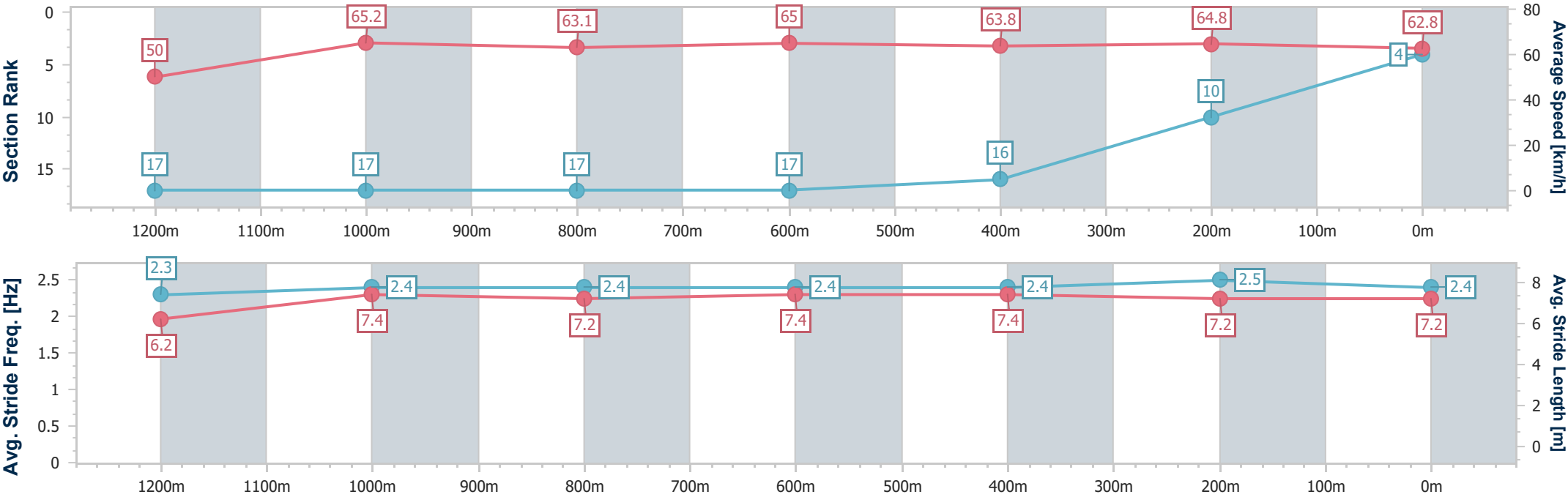


Aquis Park Gold CoastProfessional  
Race 8: GOLD COAST MAGIC MILLIONS 3YO GUINEAS -  
1400m



17 January 2026 - 16:48  
Track Rating: Good 4, Weather: Overcast, Rail Position: +2m Entire

Section	Overall	1200m	1000m	800m	600m	400m	200m						
Section Times	1:22.05 [4] (0:14.42)	1:07.63 [17] (0:11.07)	0:56.56 [17] (0:11.43)	0:45.13 [17] (0:11.18)	0:33.95 [17] (0:11.34)	0:22.61 [16] (0:11.15)	0:11.46 [10] (0:11.46)						
Average Speed [km/h]	50.0	65.2	63.1	65.0	63.8	64.8	62.8						
Top Speed [km/h]	64.7	66.6	65.7	66.2	65.1	66.8	64.4						
Avg. Dist. to Rail [m]	10.4	1.3	1.0	1.9	1.0	3.2	8.5						
Avg. Stride Freq. [Hz]	2.3	2.4	2.4	2.4	2.4	2.5	2.4						
Avg. Stride Length [m]	6.2	7.4	7.2	7.4	7.4	7.2	7.2						



- [ ] Ranking at each section and finish
- .-.- No data available at this section
- NA No data available



Horse/Jockey Name	Damien
Final Rank	5
Fastest Section Time (Section)	0:10.95 (1200m)
Top Speed [km/h] (Section)	66.7 (1200m)
Race State	Finished

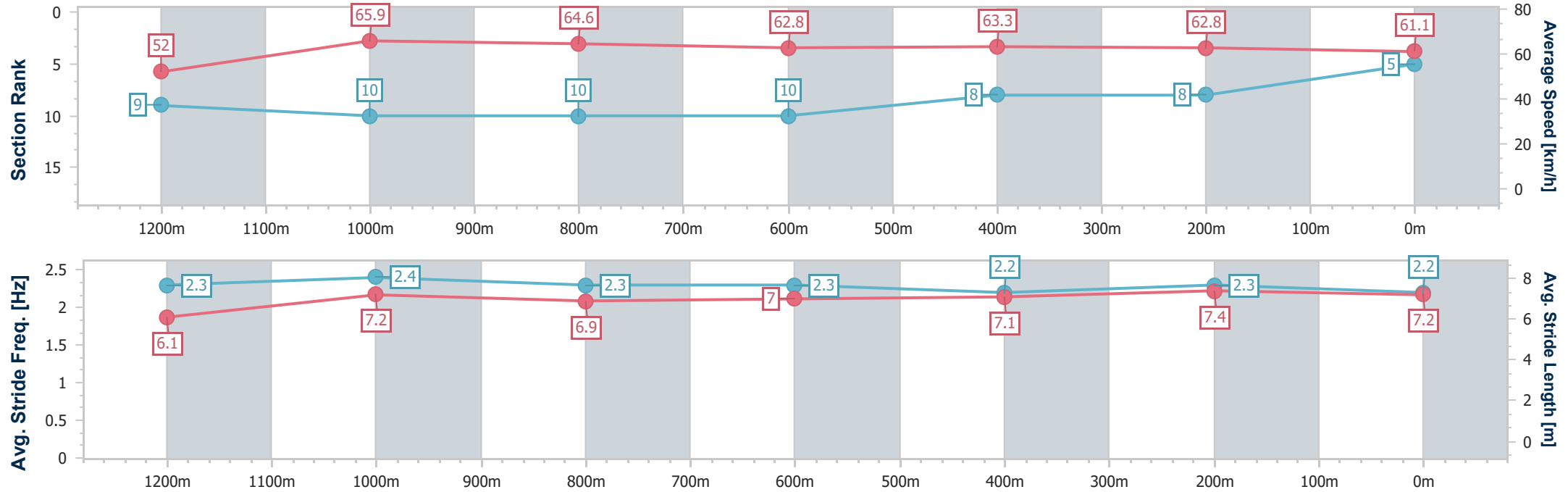


Aquis Park Gold CoastProfessional  
Race 8: GOLD COAST MAGIC MILLIONS 3YO GUINEAS -  
1400m



17 January 2026 - 16:48  
Track Rating: Good 4, Weather: Overcast, Rail Position: +2m Entire

Section	Overall	1200m	1000m	800m	600m	400m	200m						
Section Times	1:22.21 [5] (0:13.81)	1:08.40 [9] (0:10.95)	0:57.45 [10] (0:11.21)	0:46.24 [10] (0:11.47)	0:34.77 [10] (0:11.47)	0:23.30 [8] (0:11.53)	0:11.77 [8] (0:11.77)						
Average Speed [km/h]	52.0	65.9	64.6	62.8	63.3	62.8	61.1						
Top Speed [km/h]	65.8	66.7	65.5	64.3	64.2	64.2	61.9						
Avg. Dist. to Rail [m]	4.0	2.1	1.0	0.5	1.8	3.4	5.6						
Avg. Stride Freq. [Hz]	2.3	2.4	2.3	2.3	2.2	2.3	2.2						
Avg. Stride Length [m]	6.1	7.2	6.9	7.0	7.1	7.4	7.2						



- [ ] Ranking at each section and finish
- .-.- No data available at this section
- NA No data available



Horse/Jockey Name	Memo
Final Rank	6
Fastest Section Time (Section)	0:10.75 (1200m)
Top Speed [km/h] (Section)	69.0 (1200m)
Race State	Finished

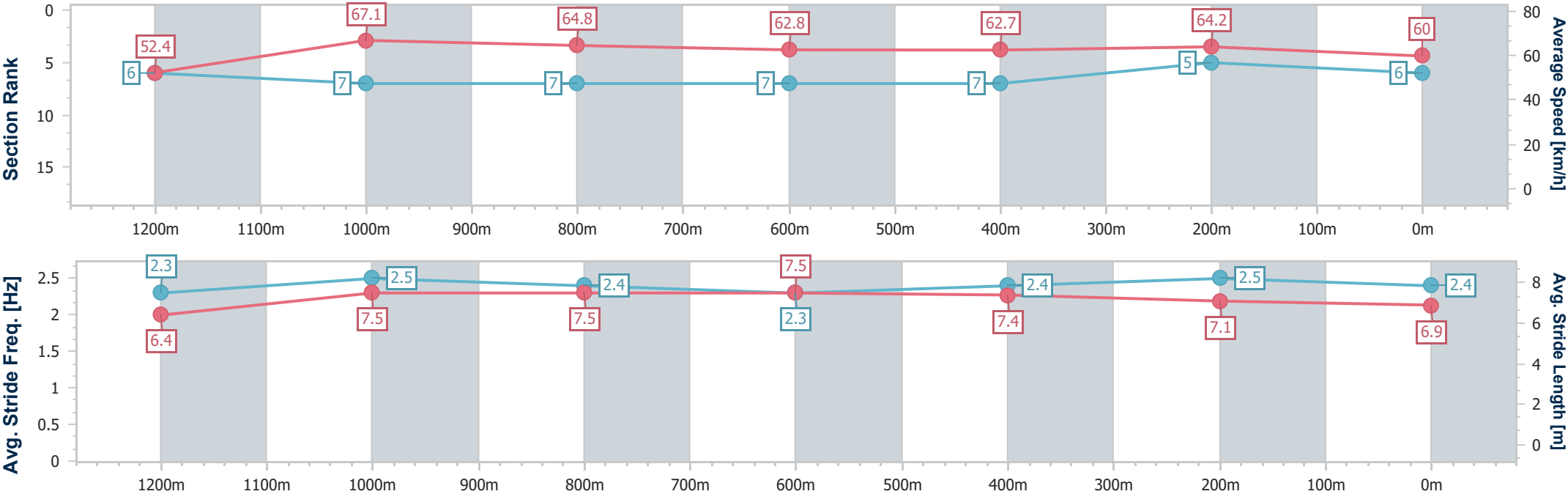


Aquis Park Gold CoastProfessional  
Race 8: GOLD COAST MAGIC MILLIONS 3YO GUINEAS -  
1400m



17 January 2026 - 16:48  
Track Rating: Good 4, Weather: Overcast, Rail Position: +2m Entire

Section	Overall	1200m	1000m	800m	600m	400m	200m						
Section Times	1:22.21 [6] (0:13.70)	1:08.51 [6] (0:10.75)	0:57.76 [7] (0:11.26)	0:46.50 [7] (0:11.52)	0:34.98 [7] (0:11.66)	0:23.32 [7] (0:11.33)	0:11.99 [5] (0:11.99)						
Average Speed [km/h]	52.4	67.1	64.8	62.8	62.7	64.2	60.0						
Top Speed [km/h]	66.5	69.0	66.0	65.4	64.2	65.6	62.8						
Avg. Dist. to Rail [m]	6.8	2.6	1.9	1.9	3.0	7.1	7.3						
Avg. Stride Freq. [Hz]	2.3	2.5	2.4	2.3	2.4	2.5	2.4						
Avg. Stride Length [m]	6.4	7.5	7.5	7.5	7.4	7.1	6.9						



- [ ] Ranking at each section and finish
- .-.- No data available at this section
- NA No data available



Horse/Jockey Name	Icarian Dream
Final Rank	7
Fastest Section Time (Section)	0:10.73 (1200m)
Top Speed [km/h] (Section)	68.0 (1200m)
Race State	Finished



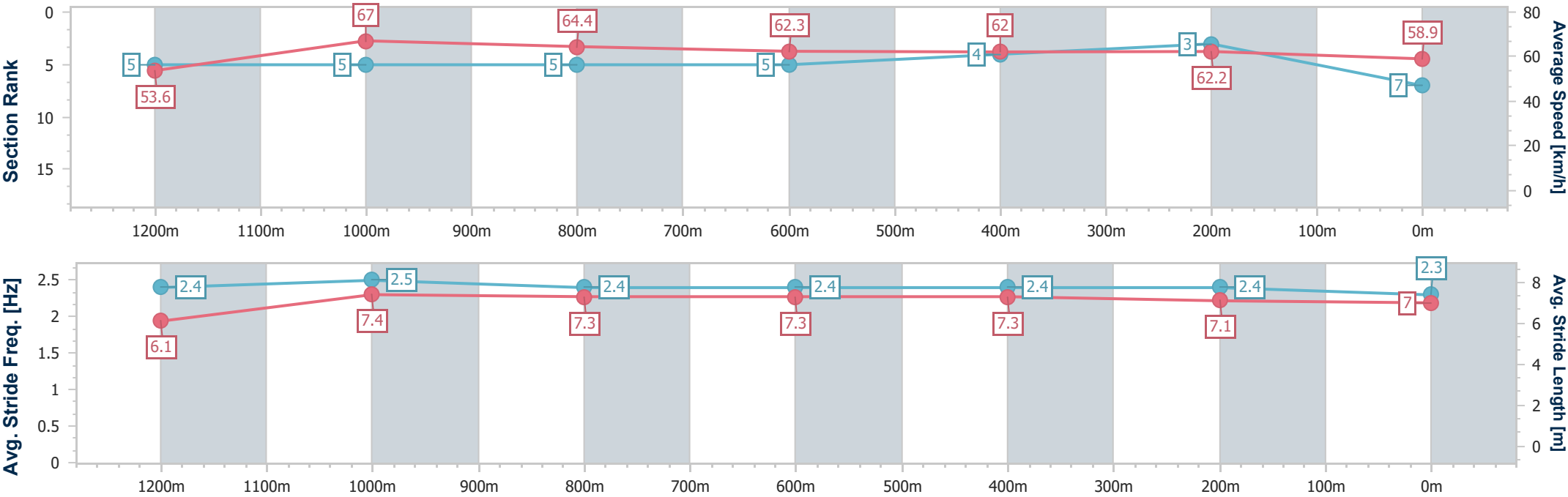
Aquis Park Gold CoastProfessional  
Race 8: GOLD COAST MAGIC MILLIONS 3YO GUINEAS -  
1400m



17 January 2026 - 16:48

Track Rating: Good 4, Weather: Overcast, Rail Position: +2m Entire

Section	Overall	1200m	1000m	800m	600m	400m	200m						
Section Times	1:22.36 [7] (0:13.46)	1:08.90 [5] (0:10.73)	0:58.17 [5] (0:11.18)	0:46.99 [5] (0:11.58)	0:35.41 [5] (0:11.60)	0:23.81 [4] (0:11.58)	0:12.23 [3] (0:12.23)						
Average Speed [km/h]	53.6	67.0	64.4	62.3	62.0	62.2	58.9						
Top Speed [km/h]	67.8	68.0	66.3	63.6	62.6	63.3	61.7						
Avg. Dist. to Rail [m]	2.9	1.4	0.5	0.4	0.5	0.8	1.9						
Avg. Stride Freq. [Hz]	2.4	2.5	2.4	2.4	2.4	2.4	2.3						
Avg. Stride Length [m]	6.1	7.4	7.3	7.3	7.3	7.1	7.0						





Horse/Jockey Name	Cellarmaster
Final Rank	8
Fastest Section Time (Section)	0:11.07 (1200m)
Top Speed [km/h] (Section)	66.3 (1000m)
Race State	Finished

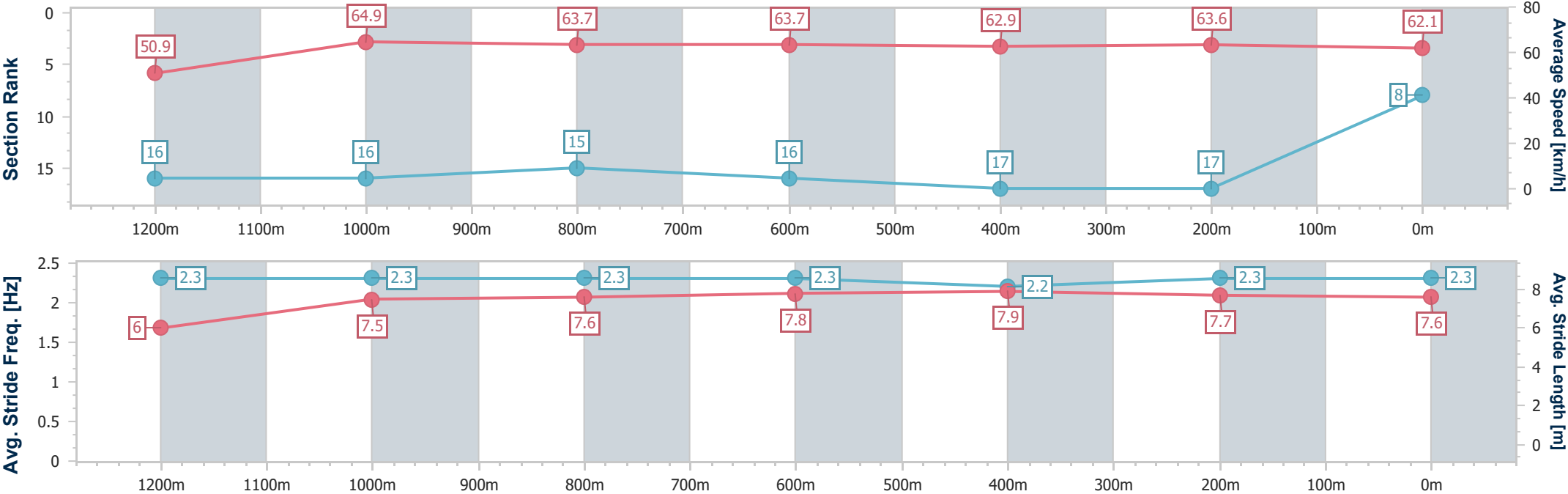


Aquis Park Gold CoastProfessional  
Race 8: GOLD COAST MAGIC MILLIONS 3YO GUINEAS -  
1400m



17 January 2026 - 16:48  
Track Rating: Good 4, Weather: Overcast, Rail Position: +2m Entire

Section	Overall	1200m	1000m	800m	600m	400m	200m						
Section Times	1:22.48 [8] (0:14.18)	1:08.30 [16] (0:11.07)	0:57.23 [16] (0:11.34)	0:45.89 [15] (0:11.39)	0:34.50 [16] (0:11.55)	0:22.95 [17] (0:11.33)	0:11.62 [17] (0:11.62)						
Average Speed [km/h]	50.9	64.9	63.7	63.7	62.9	63.6	62.1						
Top Speed [km/h]	64.3	66.0	66.3	65.1	63.6	64.9	63.2						
Avg. Dist. to Rail [m]	7.8	2.0	1.0	1.5	1.1	3.1	7.5						
Avg. Stride Freq. [Hz]	2.3	2.3	2.3	2.3	2.2	2.3	2.3						
Avg. Stride Length [m]	6.0	7.5	7.6	7.8	7.9	7.7	7.6						





Horse/Jockey Name	Hi Barbie
Final Rank	9
Fastest Section Time (Section)	0:11.17 (1200m)
Top Speed [km/h] (Section)	66.2 (1200m)
Race State	Finished

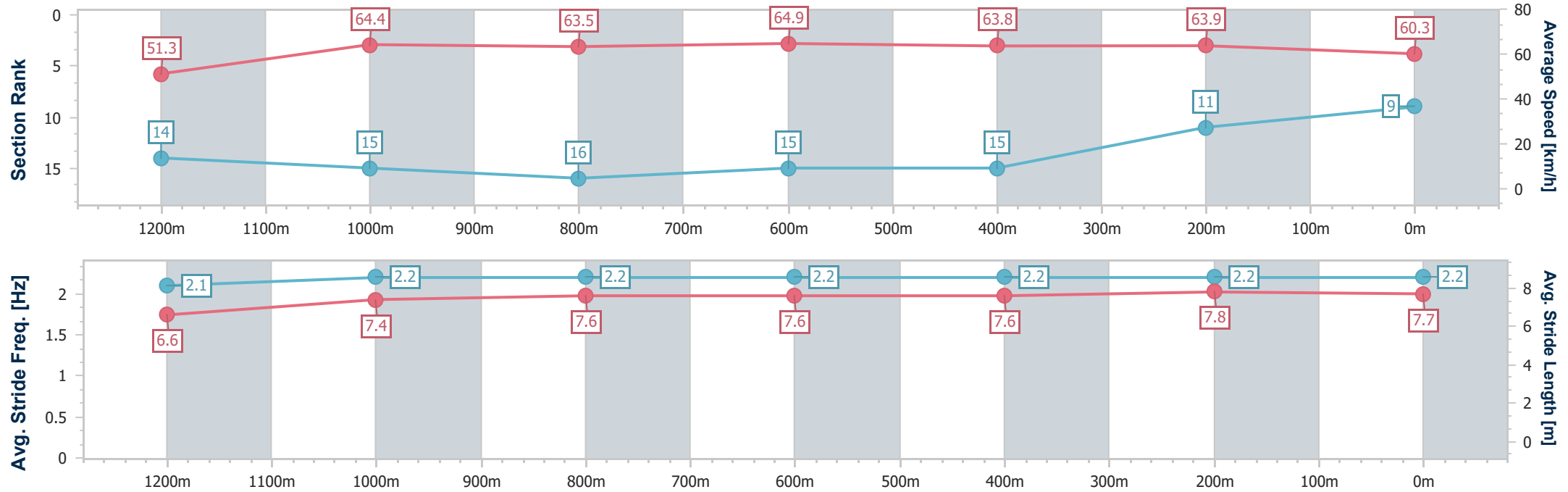


Aquis Park Gold CoastProfessional  
Race 8: GOLD COAST MAGIC MILLIONS 3YO GUINEAS -  
1400m



17 January 2026 - 16:48  
Track Rating: Good 4, Weather: Overcast, Rail Position: +2m Entire

Section	Overall	1200m	1000m	800m	600m	400m	200m						
Section Times	1:22.63 [9] (0:14.05)	1:08.58 [14] (0:11.17)	0:57.41 [15] (0:11.46)	0:45.95 [16] (0:11.24)	0:34.71 [15] (0:11.42)	0:23.29 [15] (0:11.30)	0:11.99 [11] (0:11.99)						
Average Speed [km/h]	51.3	64.4	63.5	64.9	63.8	63.9	60.3						
Top Speed [km/h]	66.0	66.2	65.6	65.4	64.3	64.8	64.0						
Avg. Dist. to Rail [m]	9.9	3.1	2.1	2.5	2.2	4.2	8.3						
Avg. Stride Freq. [Hz]	2.1	2.2	2.2	2.2	2.2	2.2	2.2						
Avg. Stride Length [m]	6.6	7.4	7.6	7.6	7.6	7.8	7.7						



- [ ] Ranking at each section and finish
- .-.-.- No data available at this section
- NA No data available



Horse/Jockey Name	Jimmy's Brother
Final Rank	10
Fastest Section Time (Section)	0:10.50 (1200m)
Top Speed [km/h] (Section)	69.3 (1200m)
Race State	Finished

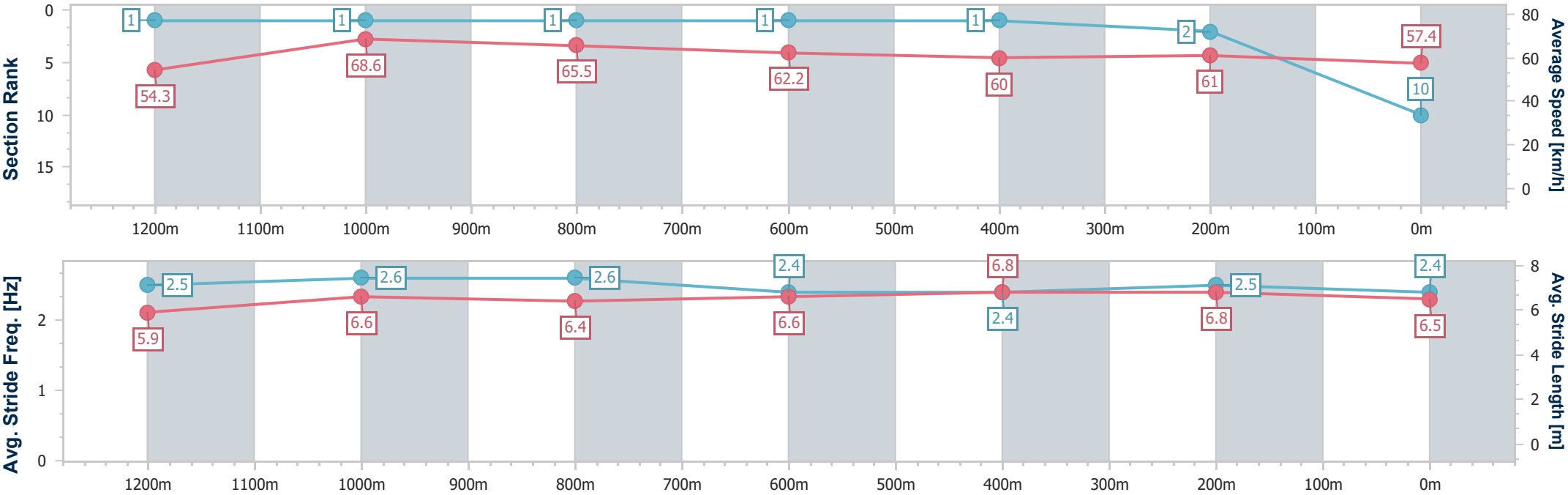


Aquis Park Gold CoastProfessional  
Race 8: GOLD COAST MAGIC MILLIONS 3YO GUINEAS -  
1400m



17 January 2026 - 16:48  
Track Rating: Good 4, Weather: Overcast, Rail Position: +2m Entire

Section	Overall	1200m	1000m	800m	600m	400m	200m						
Section Times	1:22.65 [10] (0:13.28)	1:09.37 [1] (0:10.50)	0:58.87 [1] (0:10.95)	0:47.92 [1] (0:11.57)	0:36.35 [1] (0:11.98)	0:24.37 [1] (0:11.83)	0:12.54 [2] (0:12.54)						
Average Speed [km/h]	54.3	68.6	65.5	62.2	60.0	61.0	57.4						
Top Speed [km/h]	69.2	69.3	68.3	63.8	61.1	61.7	60.0						
Avg. Dist. to Rail [m]	5.5	1.3	0.3	0.5	0.5	0.4	0.3						
Avg. Stride Freq. [Hz]	2.5	2.6	2.6	2.4	2.4	2.5	2.4						
Avg. Stride Length [m]	5.9	6.6	6.4	6.6	6.8	6.8	6.5						





Horse/Jockey Name	Dragonne Rouge
Final Rank	11
Fastest Section Time (Section)	0:10.99 (1200m)
Top Speed [km/h] (Section)	66.8 (1200m)
Race State	Finished

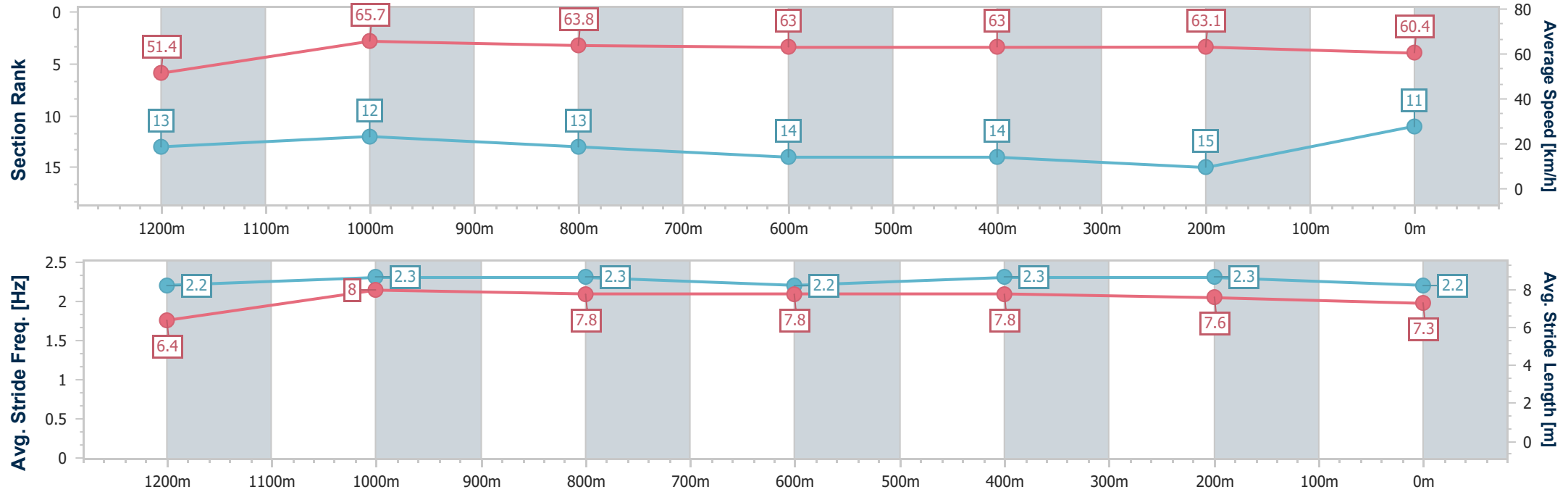


Aquis Park Gold CoastProfessional  
Race 8: GOLD COAST MAGIC MILLIONS 3YO GUINEAS -  
1400m



17 January 2026 - 16:48  
Track Rating: Good 4, Weather: Overcast, Rail Position: +2m Entire

Section	Overall	1200m	1000m	800m	600m	400m	200m						
Section Times	1:22.74 [11] (0:14.02)	1:08.72 [13] (0:10.99)	0:57.73 [12] (0:11.37)	0:46.36 [13] (0:11.46)	0:34.90 [14] (0:11.49)	0:23.41 [14] (0:11.45)	0:11.96 [15] (0:11.96)						
Average Speed [km/h]	51.4	65.7	63.8	63.0	63.0	63.1	60.4						
Top Speed [km/h]	64.9	66.8	64.6	64.6	64.5	63.7	61.6						
Avg. Dist. to Rail [m]	4.7	1.7	1.2	1.3	1.2	2.7	6.2						
Avg. Stride Freq. [Hz]	2.2	2.3	2.3	2.2	2.3	2.3	2.2						
Avg. Stride Length [m]	6.4	8.0	7.8	7.8	7.8	7.6	7.3						



- [ ] Ranking at each section and finish
- .-.- No data available at this section
- NA No data available



Horse/Jockey Name	Saxobushi
Final Rank	12
Fastest Section Time (Section)	0:10.55 (1200m)
Top Speed [km/h] (Section)	69.4 (1200m)
Race State	Finished

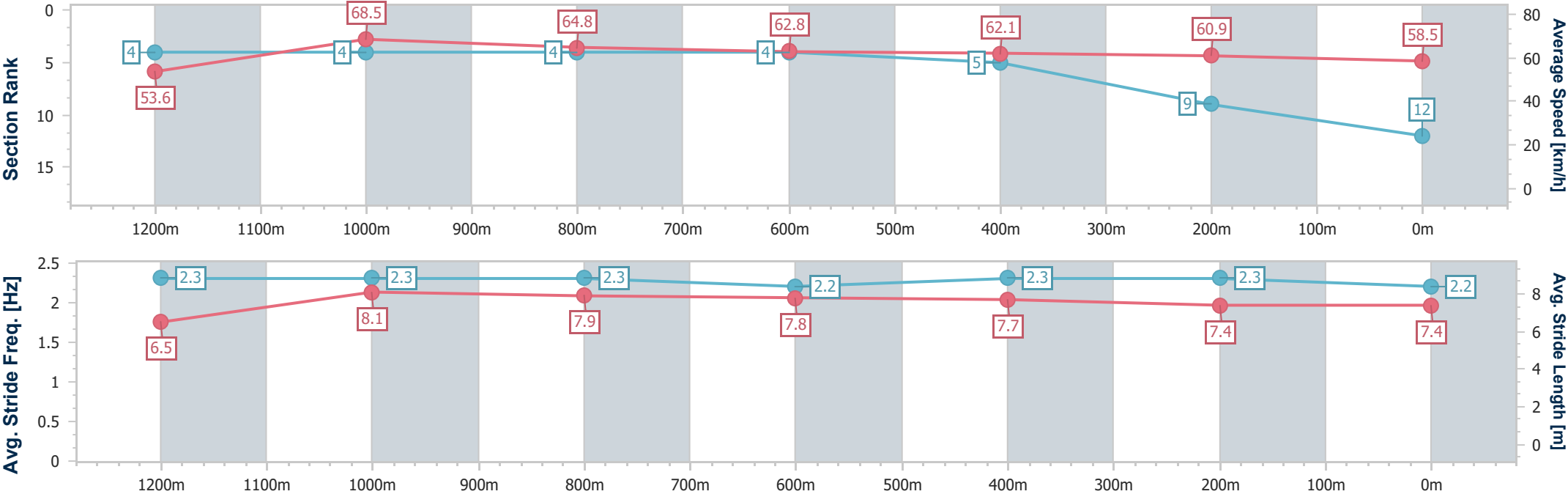


Aquis Park Gold CoastProfessional  
Race 8: GOLD COAST MAGIC MILLIONS 3YO GUINEAS -  
1400m



17 January 2026 - 16:48  
Track Rating: Good 4, Weather: Overcast, Rail Position: +2m Entire

Section	Overall	1200m	1000m	800m	600m	400m	200m						
Section Times	1:22.78 [12] (0:13.44)	1:09.34 [4] (0:10.55)	0:58.79 [4] (0:11.18)	0:47.61 [4] (0:11.59)	0:36.02 [4] (0:11.84)	0:24.18 [5] (0:11.86)	0:12.32 [9] (0:12.32)						
Average Speed [km/h]	53.6	68.5	64.8	62.8	62.1	60.9	58.5						
Top Speed [km/h]	68.7	69.4	65.9	64.4	63.2	62.0	60.5						
Avg. Dist. to Rail [m]	7.0	2.3	2.0	2.2	3.7	4.4	5.5						
Avg. Stride Freq. [Hz]	2.3	2.3	2.3	2.2	2.3	2.3	2.2						
Avg. Stride Length [m]	6.5	8.1	7.9	7.8	7.7	7.4	7.4						





Horse/Jockey Name	Adorable Thought
Final Rank	13
Fastest Section Time (Section)	0:10.82 (1200m)
Top Speed [km/h] (Section)	68.6 (1200m)
Race State	Finished



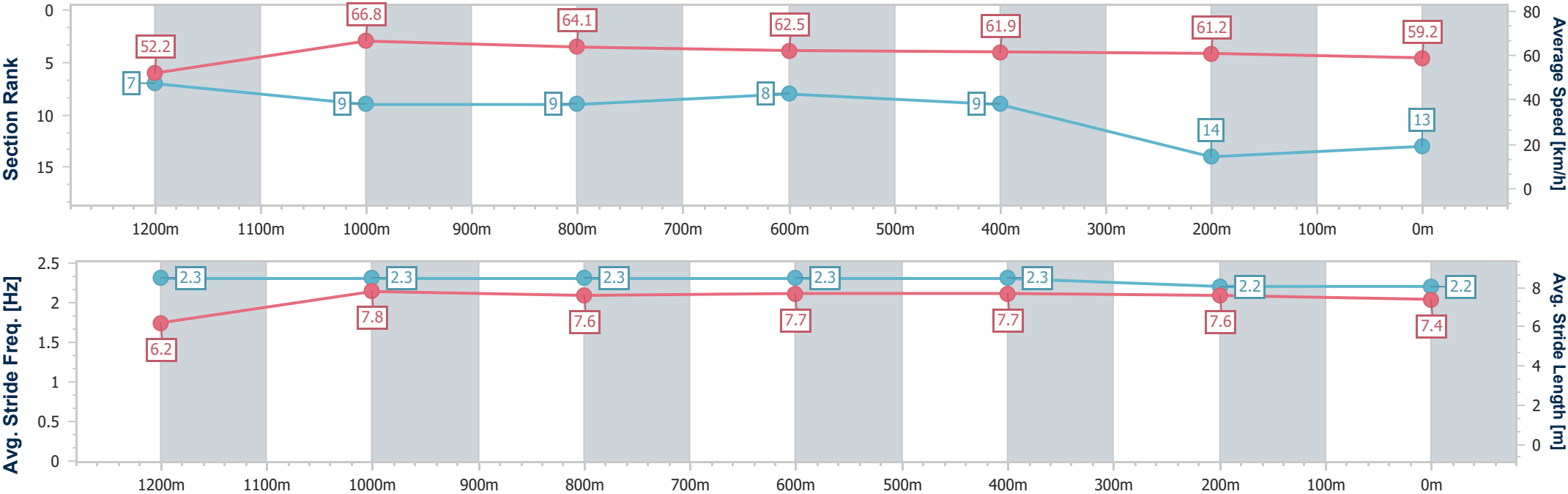
Aquis Park Gold CoastProfessional  
Race 8: GOLD COAST MAGIC MILLIONS 3YO GUINEAS -  
1400m



17 January 2026 - 16:48

Track Rating: Good 4, Weather: Overcast, Rail Position: +2m Entire

Section	Overall	1200m	1000m	800m	600m	400m	200m						
Section Times	1:22.88 [13] (0:13.77)	1:09.11 [7] (0:10.82)	0:58.29 [9] (0:11.23)	0:47.06 [9] (0:11.54)	0:35.52 [8] (0:11.60)	0:23.92 [9] (0:11.76)	0:12.16 [14] (0:12.16)						
Average Speed [km/h]	52.2	66.8	64.1	62.5	61.9	61.2	59.2						
Top Speed [km/h]	67.1	68.6	65.0	63.9	62.8	62.2	60.5						
Avg. Dist. to Rail [m]	1.1	0.8	0.6	0.4	0.6	0.3	1.4						
Avg. Stride Freq. [Hz]	2.3	2.3	2.3	2.3	2.3	2.2	2.2						
Avg. Stride Length [m]	6.2	7.8	7.6	7.7	7.7	7.6	7.4						



- [ ] Ranking at each section and finish
- .-.- No data available at this section
- NA No data available



Horse/Jockey Name	Recuperato
Final Rank	14
Fastest Section Time (Section)	0:11.07 (1200m)
Top Speed [km/h] (Section)	67.0 (1200m)
Race State	Finished

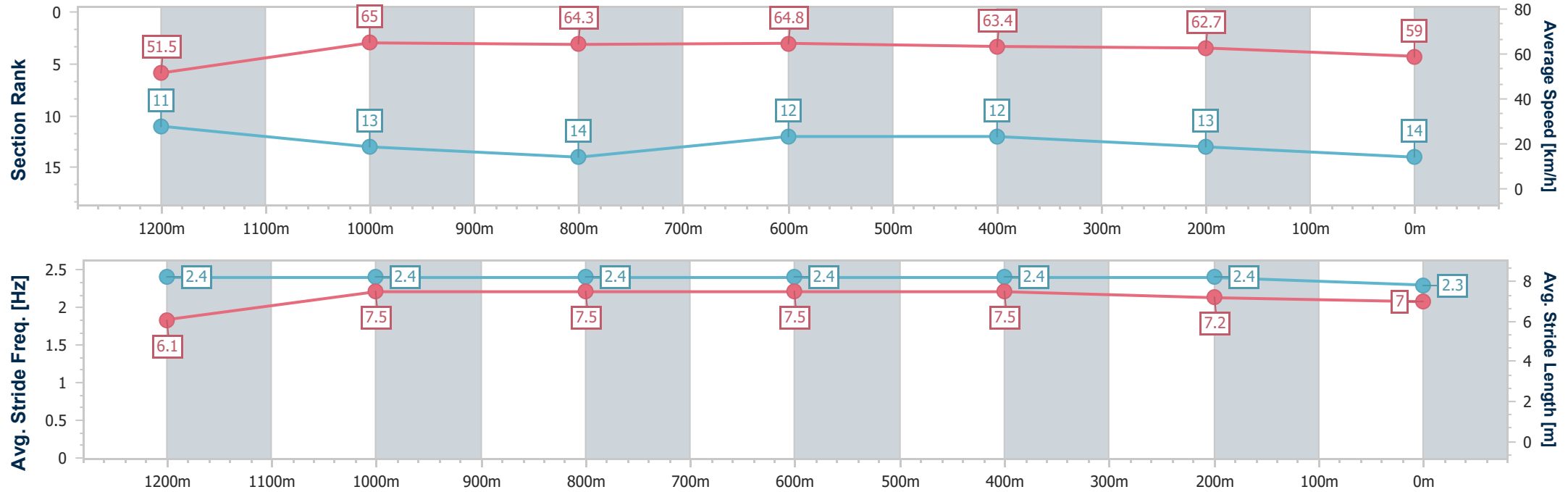


Aquis Park Gold CoastProfessional  
Race 8: GOLD COAST MAGIC MILLIONS 3YO GUINEAS -  
1400m



17 January 2026 - 16:48  
Track Rating: Good 4, Weather: Overcast, Rail Position: +2m Entire

Section	Overall	1200m	1000m	800m	600m	400m	200m						
Section Times	1:22.90 [14] (0:13.97)	1:08.93 [11] (0:11.07)	0:57.86 [13] (0:11.40)	0:46.46 [14] (0:11.24)	0:35.22 [12] (0:11.44)	0:23.78 [12] (0:11.58)	0:12.20 [13] (0:12.20)						
Average Speed [km/h]	51.5	65.0	64.3	64.8	63.4	62.7	59.0						
Top Speed [km/h]	64.1	67.0	65.8	66.6	64.4	63.6	62.2						
Avg. Dist. to Rail [m]	10.9	4.2	3.1	2.9	2.1	5.7	9.8						
Avg. Stride Freq. [Hz]	2.4	2.4	2.4	2.4	2.4	2.4	2.3						
Avg. Stride Length [m]	6.1	7.5	7.5	7.5	7.5	7.2	7.0						





Horse/Jockey Name	Benevac
Final Rank	15
Fastest Section Time (Section)	0:10.51 (1200m)
Top Speed [km/h] (Section)	69.8 (1200m)
Race State	Finished



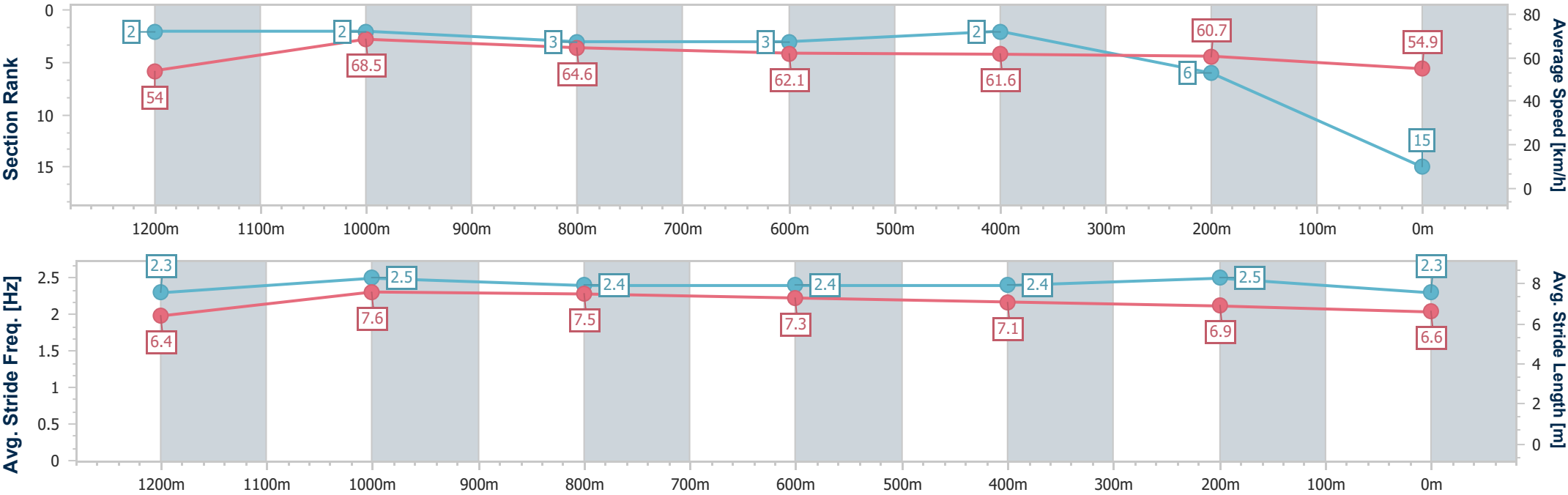
Aquis Park Gold CoastProfessional  
Race 8: GOLD COAST MAGIC MILLIONS 3YO GUINEAS -  
1400m



17 January 2026 - 16:48

Track Rating: Good 4, Weather: Overcast, Rail Position: +2m Entire

Section	Overall	1200m	1000m	800m	600m	400m	200m						
Section Times	1:23.43 [15] (0:13.30)	1:10.13 [2] (0:10.51)	0:59.62 [2] (0:11.28)	0:48.34 [3] (0:11.63)	0:36.71 [3] (0:11.69)	0:25.02 [2] (0:11.92)	0:13.10 [6] (0:13.10)						
Average Speed [km/h]	54.0	68.5	64.6	62.1	61.6	60.7	54.9						
Top Speed [km/h]	69.8	69.8	66.5	64.8	63.5	62.2	59.1						
Avg. Dist. to Rail [m]	1.9	1.6	1.9	0.9	1.4	2.4	3.2						
Avg. Stride Freq. [Hz]	2.3	2.5	2.4	2.4	2.4	2.5	2.3						
Avg. Stride Length [m]	6.4	7.6	7.5	7.3	7.1	6.9	6.6						





Horse/Jockey Name	Norty Forty
Final Rank	16
Fastest Section Time (Section)	0:10.99 (1200m)
Top Speed [km/h] (Section)	67.2 (1200m)
Race State	Finished



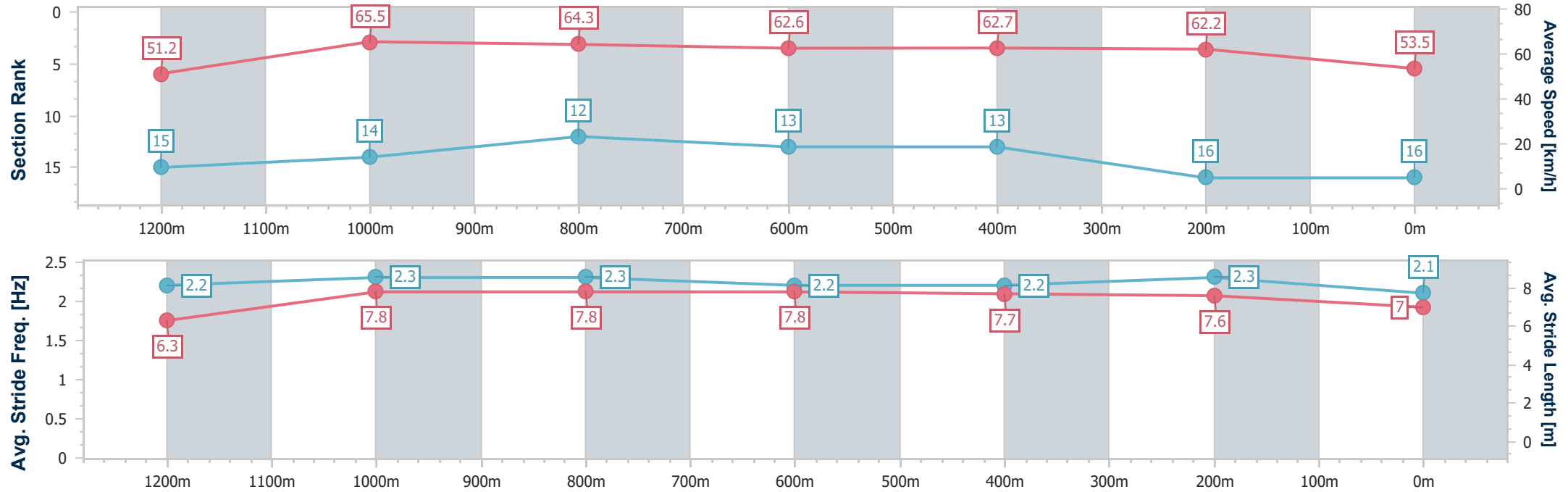
Aquis Park Gold CoastProfessional  
Race 8: GOLD COAST MAGIC MILLIONS 3YO GUINEAS -  
1400m



17 January 2026 - 16:48

Track Rating: Good 4, Weather: Overcast, Rail Position: +2m Entire

Section	Overall	1200m	1000m	800m	600m	400m	200m						
Section Times	1:24.34 [16] (0:14.05)	1:10.29 [15] (0:10.99)	0:59.30 [14] (0:11.27)	0:48.03 [12] (0:11.52)	0:36.51 [13] (0:11.47)	0:25.04 [13] (0:11.54)	0:13.50 [16] (0:13.50)						
Average Speed [km/h]	51.2	65.5	64.3	62.6	62.7	62.2	53.5						
Top Speed [km/h]	64.6	67.2	65.1	63.6	63.5	63.3	60.8						
Avg. Dist. to Rail [m]	2.4	1.2	0.9	0.7	0.4	0.5	1.3						
Avg. Stride Freq. [Hz]	2.2	2.3	2.3	2.2	2.2	2.3	2.1						
Avg. Stride Length [m]	6.3	7.8	7.8	7.8	7.7	7.6	7.0						



- [ ] Ranking at each section and finish
- .-.- No data available at this section
- NA No data available



Horse/Jockey Name	O' Ole
Final Rank	17
Fastest Section Time (Section)	0:10.52 (1200m)
Top Speed [km/h] (Section)	69.3 (1200m)
Race State	Finished

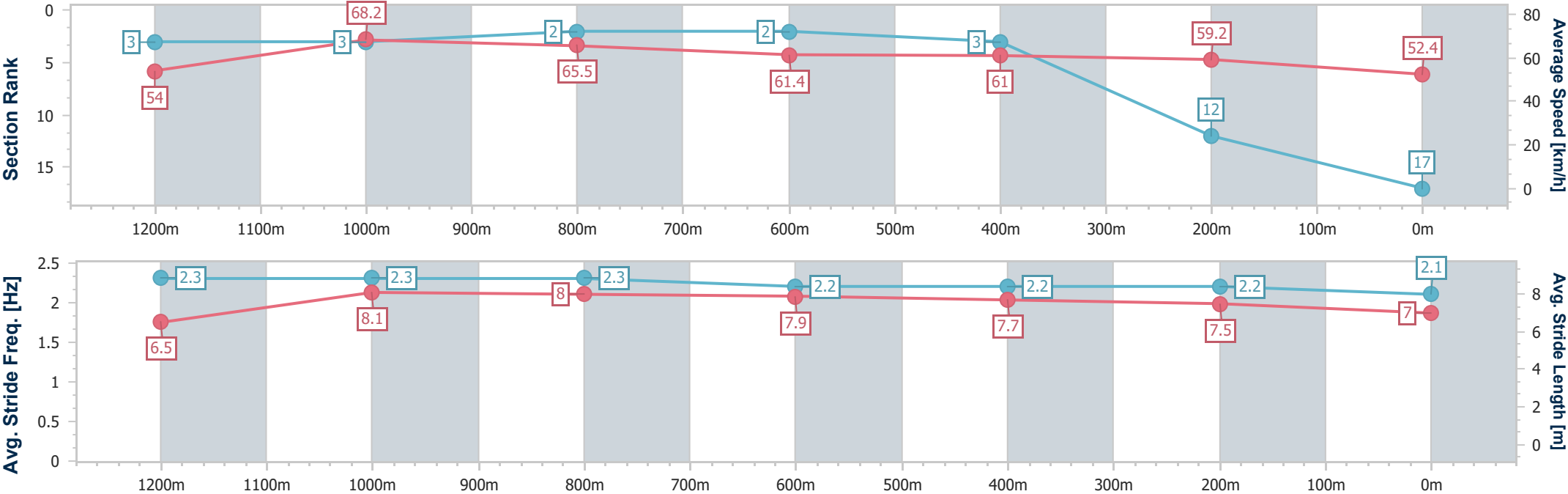


Aquis Park Gold CoastProfessional  
Race 8: GOLD COAST MAGIC MILLIONS 3YO GUINEAS -  
1400m



17 January 2026 - 16:48  
Track Rating: Good 4, Weather: Overcast, Rail Position: +2m Entire

Section	Overall	1200m	1000m	800m	600m	400m	200m						
Section Times	1:24.43 [17] (0:13.34)	1:11.09 [3] (0:10.52)	1:00.57 [3] (0:11.10)	0:49.47 [2] (0:11.72)	0:37.75 [2] (0:11.81)	0:25.94 [3] (0:12.18)	0:13.76 [12] (0:13.76)						
Average Speed [km/h]	54.0	68.2	65.5	61.4	61.0	59.2	52.4						
Top Speed [km/h]	68.2	69.3	67.6	64.1	61.7	60.8	56.6						
Avg. Dist. to Rail [m]	8.9	3.9	1.5	0.6	0.7	1.2	2.6						
Avg. Stride Freq. [Hz]	2.3	2.3	2.3	2.2	2.2	2.2	2.1						
Avg. Stride Length [m]	6.5	8.1	8.0	7.9	7.7	7.5	7.0						



Track Rating: Good 4, Weather: Overcast, Rail Position: +2m Entire

Section						Overall	1200m	1000m	800m	600m	400m	Last 600m	
Field Times						1:21.28 (0:13.28)	1:08.00 (0:10.28)	0:57.72 (0:11.00)	0:46.72 (0:11.32)	0:35.40 (0:11.49)	0:23.91 (0:11.61)	0:35.40	
Rank	TAB	Horse/Jockey	Barrier	Top Speed [km/h]	Fastest Section								Distance Travelled [m]
1	8	KING OF ROSEAU	4	69.1	0:10.65	1:21.28 [1]	1:07.40 [14]	0:56.75 [14]	0:45.63 [12]	0:34.30 [14]	0:22.97 [12]	0:34.30	
		Tom Sherry		1200m	1200m	(0:13.88)	(0:10.65)	(0:11.12)	(0:11.33)	(0:11.33)	(0:11.36)		
2	19	BOOMTOWN BOSS	10	69.8	0:10.52	1:21.30 [2]	1:07.49 [13]	0:56.97 [10]	0:45.79 [10]	0:34.51 [11]	0:22.96 [13]	0:34.51	+7
		Angela Jones		1200m	1200m	(0:13.81)	(0:10.52)	(0:11.18)	(0:11.28)	(0:11.55)	(0:11.32)		
3	14	MORAVIA	8	70.7	0:10.32	1:21.44 [3]	1:08.04 [3]	0:57.72 [2]	0:46.88 [1]	0:35.56 [1]	0:24.07 [1]	0:35.56	-4
		Tyler Schiller		1200m	1200m	(0:13.40)	(0:10.32)	(0:10.84)	(0:11.32)	(0:11.49)	(0:11.61)		
4	11	MAGNATEAR	15	69.6	0:10.52	1:21.47 [4]	1:08.06 [4]	0:57.54 [5]	0:46.33 [7]	0:34.95 [8]	0:23.49 [6]	0:34.95	+2
		Damian Lane		1200m	1200m	(0:13.41)	(0:10.52)	(0:11.21)	(0:11.38)	(0:11.46)	(0:11.54)		
5	13	MERIDIUS	2	68.9	0:10.56	1:21.58 [5]	1:07.86 [10]	0:57.30 [9]	0:46.23 [9]	0:34.91 [9]	0:23.43 [9]	0:34.91	-1
		Jamie Melham		1200m	1200m	(0:13.72)	(0:10.56)	(0:11.07)	(0:11.32)	(0:11.48)	(0:11.48)		
6	7	WEST OF AFRICA	6	68.5	0:10.61	1:21.63 [6]	1:07.57 [16]	0:56.96 [15]	0:45.94 [14]	0:34.76 [12]	0:23.36 [11]	0:34.76	-3
		Craig Williams		1200m	1200m	(0:14.06)	(0:10.61)	(0:11.02)	(0:11.18)	(0:11.40)	(0:11.34)		
7	5	DEPTH OF CHARACTER	17	66.9	0:10.86	1:21.63 [7]	1:07.35 [17]	0:56.49 [17]	0:45.42 [17]	0:34.34 [17]	0:23.20 [15]	0:34.34	-4
		Tim Clark		1200m	1200m	(0:14.28)	(0:10.86)	(0:11.07)	(0:11.08)	(0:11.14)	(0:11.48)		
8	21	MICKEY'S MEDAL	11	67.9	0:10.70	1:21.64 [8]	1:07.59 [15]	0:56.89 [16]	0:45.80 [16]	0:34.61 [15]	0:23.21 [16]	0:34.61	+1
		Ben Thompson		1200m	1200m	(0:14.05)	(0:10.70)	(0:11.09)	(0:11.19)	(0:11.40)	(0:11.40)		
9	1	YELLOW BRICK	9	70.7	0:10.33	1:21.64 [9]	1:08.11 [7]	0:57.78 [4]	0:46.80 [3]	0:35.39 [4]	0:23.89 [3]	0:35.39	+0
		Ethan Brown		1200m	1200m	(0:13.53)	(0:10.33)	(0:10.98)	(0:11.41)	(0:11.50)	(0:11.65)		
10	20	LAVISH EMPIRE	12	67.1	0:10.89	1:21.68 [10]	1:07.14 [18]	0:56.20 [18]	0:45.09 [18]	0:34.20 [18]	0:22.92 [18]	0:34.20	+2
		Rachel King		800m	800m	(0:14.54)	(0:10.94)	(0:11.11)	(0:10.89)	(0:11.28)	(0:11.32)		

Scratched: Boom Torque (#17), Flying Trapeze (#22), Oughton (#6), Axius (#23), The Instructor (#3)

Track Rating: Good 4, Weather: Overcast, Rail Position: +2m Entire

Section						Overall	1200m	1000m	800m	600m	400m	Last 600m	
Field Times						1:21.28 (0:13.28)	1:08.00 (0:10.28)	0:57.72 (0:11.00)	0:46.72 (0:11.32)	0:35.40 (0:11.49)	0:23.91 (0:11.61)	0:35.40	
Rank	TAB	Horse/Jockey	Barrier	Top Speed [km/h]	Fastest Section								Distance Travelled [m]
11	2	BOSUSTOW	14	68.0	0:10.73	1:21.68 [11]	1:07.91 [11]	0:57.18 [13]	0:46.02 [13]	0:34.78 [13]	0:23.29 [14]	0:34.78	+5
		James McDonald		1200m	1200m	(0:13.77)	(0:10.73)	(0:11.16)	(0:11.24)	(0:11.49)	(0:11.45)		
12	18	GETAFIX	1	68.6	0:10.62	1:21.85 [12]	1:08.04 [12]	0:57.42 [11]	0:46.23 [11]	0:35.08 [10]	0:23.77 [8]	0:35.08	-3
		Zac Lloyd		1200m	1200m	(0:13.81)	(0:10.62)	(0:11.19)	(0:11.15)	(0:11.31)	(0:11.68)		
13	15	THE THREE HUNDRED	5	69.3	0:10.50	1:21.89 [13]	1:08.32 [8]	0:57.82 [7]	0:46.77 [6]	0:35.44 [6]	0:23.97 [5]	0:35.44	-3
		Cejay Graham		1200m	1200m	(0:13.57)	(0:10.50)	(0:11.05)	(0:11.33)	(0:11.47)	(0:11.76)		
14	10	RUN HARRY RUN	3	70.0	0:10.45	1:21.97 [14]	1:08.48 [5]	0:58.03 [6]	0:47.09 [4]	0:35.77 [3]	0:24.17 [4]	0:35.77	-4
		Ben Melham		1200m	1200m	(0:13.49)	(0:10.45)	(0:10.94)	(0:11.32)	(0:11.60)	(0:11.76)		
15	4	NEED SOME LUCK	7	69.0	0:10.60	1:22.03 [15]	1:08.53 [6]	0:57.93 [8]	0:46.79 [8]	0:35.51 [7]	0:23.96 [7]	0:35.51	+2
		Tommy Berry		1200m	1200m	(0:13.50)	(0:10.60)	(0:11.14)	(0:11.28)	(0:11.55)	(0:11.61)		
16	12	MAYFAIR	13	67.1	0:10.85	1:22.67 [16]	1:09.03 [9]	0:58.18 [12]	0:46.85 [15]	0:35.64 [16]	0:24.07 [17]	0:35.64	+10
		Robbie Dolan		1200m	1200m	(0:13.64)	(0:10.85)	(0:11.33)	(0:11.21)	(0:11.57)	(0:11.67)		
17	9	COOL JAKY	18	70.9	0:10.28	1:22.77 [17]	1:09.49 [1]	0:59.21 [1]	0:48.21 [2]	0:36.85 [2]	0:25.18 [2]	0:36.85	-2
		Daniel Moor		1200m	1200m	(0:13.28)	(0:10.28)	(0:11.00)	(0:11.36)	(0:11.67)	(0:12.23)		
18	16	TUFF TU MUS	16	70.5	0:10.43	1:24.84 [18]	1:11.47 [2]	1:01.04 [3]	0:49.84 [5]	0:38.48 [5]	0:26.65 [10]	0:38.48	+3
		Tiffani Brooker		Overall	1200m	(0:13.37)	(0:10.43)	(0:11.20)	(0:11.36)	(0:11.83)	(0:12.44)		

Scratched: Boom Torque (#17), Flying Trapeze (#22), Oughton (#6), Axius (#23), The Instructor (#3)



# Aquis Park Gold Coast Professional

## Race 9: MAGIC MILLIONS CUP - 1400m

17 January 2026 - 17:23



Track Rating: Good 4, Weather: Overcast, Rail Position: +2m Entire

Section		Field Times		200m		Last 600m	
				0:12.30 (0:12.30)		0:35.40	
Rank	TAB	Horse/Jockey	Barrier	Top Speed [km/h]	Fastest Section	Margin	Distance Travelled [m]
1	8	KING OF ROSEAU	4	69.1	0:10.65	0:11.61 [8]	1:21.28
		Tom Sherry		1200m	1200m	(0:11.61)	0:34.30
2	19	BOOMTOWN BOSS	10	69.8	0:10.52	0:11.64 [7]	0.1L
		Angela Jones		1200m	1200m	(0:11.64)	0:34.51 +7
3	14	MORAVIA	8	70.7	0:10.32	0:12.46 [1]	0.95L
		Tyler Schiller		1200m	1200m	(0:12.46)	0:35.56 -4
4	11	MAGNATEAR	15	69.6	0:10.52	0:11.95 [3]	1.14L
		Damian Lane		1200m	1200m	(0:11.95)	0:34.95 +2
5	13	MERIDIUS	2	68.9	0:10.56	0:11.95 [6]	1.76L
		Jamie Melham		1200m	1200m	(0:11.95)	0:34.91 -1
6	7	WEST OF AFRICA	6	68.5	0:10.61	0:12.02 [5]	2.05L
		Craig Williams		1200m	1200m	(0:12.02)	0:34.76 -3
7	5	DEPTH OF CHARACTER	17	66.9	0:10.86	0:11.72 [15]	2.06L
		Tim Clark		1200m	1200m	(0:11.72)	0:34.34 -4
8	21	MICKEY'S MEDAL	11	67.9	0:10.70	0:11.81 [13]	2.12L
		Ben Thompson		1200m	1200m	(0:11.81)	0:34.61 +1
9	1	YELLOW BRICK	9	70.7	0:10.33	0:12.24 [2]	2.14L
		Ethan Brown		1200m	1200m	(0:12.24)	0:35.39 +0
10	20	LAVISH EMPIRE	12	67.1	0:10.89	0:11.60 [16]	2.35L
		Rachel King		800m	800m	(0:11.60)	0:34.20 +2

Scratched: Boom Torque (#17), Flying Trapeze (#22), Oughton (#6), Axius (#23), The Instructor (#3)



# Aquis Park Gold Coast Professional

## Race 9: MAGIC MILLIONS CUP - 1400m

17 January 2026 - 17:23



Track Rating: Good 4, Weather: Overcast, Rail Position: +2m Entire

Section		Field Times		200m		Last 600m	
				0:12.30 (0:12.30)		0:35.40	
Rank	TAB	Horse/Jockey	Barrier	Top Speed [km/h]	Fastest Section	Margin	Distance Travelled [m]
11	2	BOSUSTOW	14	68.0	0:10.73	0:11.84 [14]	2.36L
		James McDonald		1200m	1200m	(0:11.84)	0:34.78 +5
12	18	GETAFIX	1	68.6	0:10.62	0:12.09 [11]	3.35L
		Zac Lloyd		1200m	1200m	(0:12.09)	0:35.08 -3
13	15	THE THREE HUNDRED	5	69.3	0:10.50	0:12.21 [10]	3.59L
		Cejay Graham		1200m	1200m	(0:12.21)	0:35.44 -3
14	10	RUN HARRY RUN	3	70.0	0:10.45	0:12.41 [4]	4.08L
		Ben Melham		1200m	1200m	(0:12.41)	0:35.77 -4
15	4	NEED SOME LUCK	7	69.0	0:10.60	0:12.35 [9]	4.44L
		Tommy Berry		1200m	1200m	(0:12.35)	0:35.51 +2
16	12	MAYFAIR	13	67.1	0:10.85	0:12.40 [17]	8.17L
		Robbie Dolan		1200m	1200m	(0:12.40)	0:35.64 +10
17	9	COOL JAKY	18	70.9	0:10.28	0:12.95 [12]	8.74L
		Daniel Moor		1200m	1200m	(0:12.95)	0:36.85 -2
18	16	TUFF TU MUS	16	70.5	0:10.43	0:14.21 [18]	20.94L
		Tiffani Brooker		Overall	1200m	(0:14.21)	0:38.48 +3

Scratched: Boom Torque (#17), Flying Trapeze (#22), Oughton (#6), Axius (#23), The Instructor (#3)



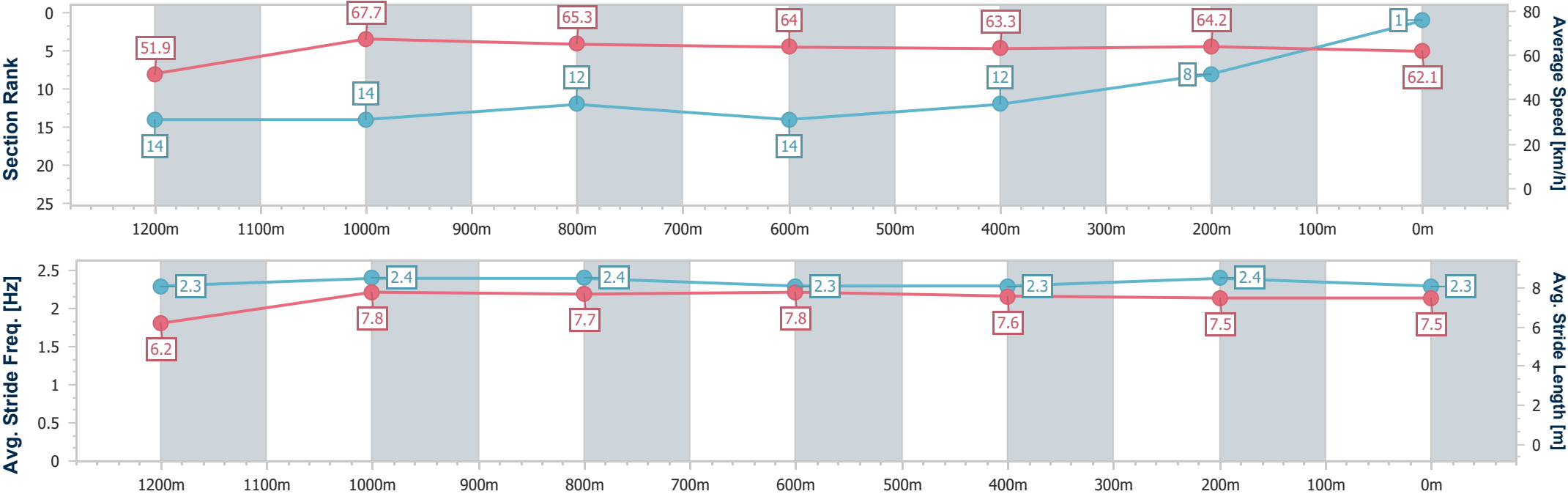
Horse/Jockey Name	King Of Roseau
Final Rank	1
Fastest Section Time (Section)	0:10.65 (1200m)
Top Speed [km/h] (Section)	69.1 (1200m)
Race State	Finished



Aquis Park Gold CoastProfessional  
Race 9: MAGIC MILLIONS CUP - 1400m  
17 January 2026 - 17:23  
Track Rating: Good 4, Weather: Overcast, Rail Position: +2m Entire



Section	Overall	1200m	1000m	800m	600m	400m	200m						
Section Times	1:21.28 [1] (0:13.88)	1:07.40 [14] (0:10.65)	0:56.75 [14] (0:11.12)	0:45.63 [12] (0:11.33)	0:34.30 [14] (0:11.33)	0:22.97 [12] (0:11.36)	0:11.61 [8] (0:11.61)						
Average Speed [km/h]	51.9	67.7	65.3	64.0	63.3	64.2	62.1						
Top Speed [km/h]	66.0	69.1	66.3	65.2	65.8	67.1	64.1						
Avg. Dist. to Rail [m]	4.2	2.5	1.8	1.5	0.7	5.0	5.4						
Avg. Stride Freq. [Hz]	2.3	2.4	2.4	2.3	2.3	2.4	2.3						
Avg. Stride Length [m]	6.2	7.8	7.7	7.8	7.6	7.5	7.5						





Horse/Jockey Name	Boomtown Boss
Final Rank	2
Fastest Section Time (Section)	0:10.52 (1200m)
Top Speed [km/h] (Section)	69.8 (1200m)
Race State	Finished



Aquis Park Gold CoastProfessional

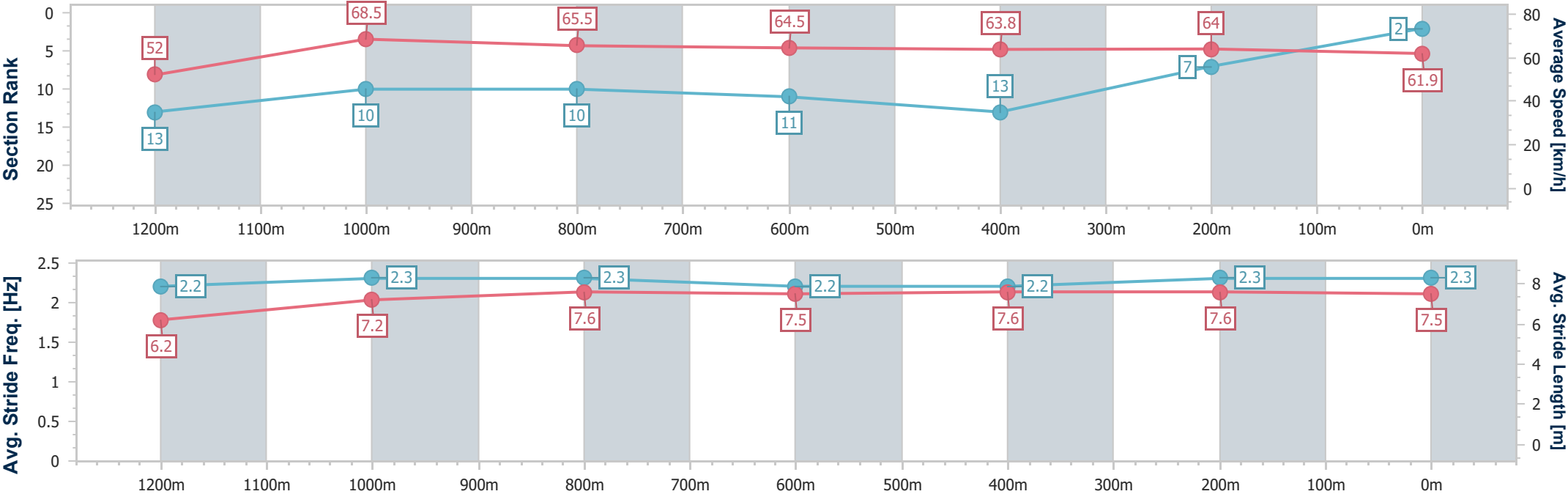
Race 9: MAGIC MILLIONS CUP - 1400m

17 January 2026 - 17:23

Track Rating: Good 4, Weather: Overcast, Rail Position: +2m Entire



Section	Overall	1200m	1000m	800m	600m	400m	200m						
Section Times	1:21.30 [2] (0:13.81)	1:07.49 [13] (0:10.52)	0:56.97 [10] (0:11.18)	0:45.79 [10] (0:11.28)	0:34.51 [11] (0:11.55)	0:22.96 [13] (0:11.32)	0:11.64 [7] (0:11.64)						
Average Speed [km/h]	52.0	68.5	65.5	64.5	63.8	64.0	61.9						
Top Speed [km/h]	68.2	69.8	66.2	65.3	64.8	65.7	64.0						
Avg. Dist. to Rail [m]	8.4	3.6	3.7	3.3	3.5	7.8	8.6						
Avg. Stride Freq. [Hz]	2.2	2.3	2.3	2.2	2.2	2.3	2.3						
Avg. Stride Length [m]	6.2	7.2	7.6	7.5	7.6	7.6	7.5						





Horse/Jockey Name	Moravia
Final Rank	3
Fastest Section Time (Section)	0:10.32 (1200m)
Top Speed [km/h] (Section)	70.7 (1200m)
Race State	Finished



Aquis Park Gold CoastProfessional

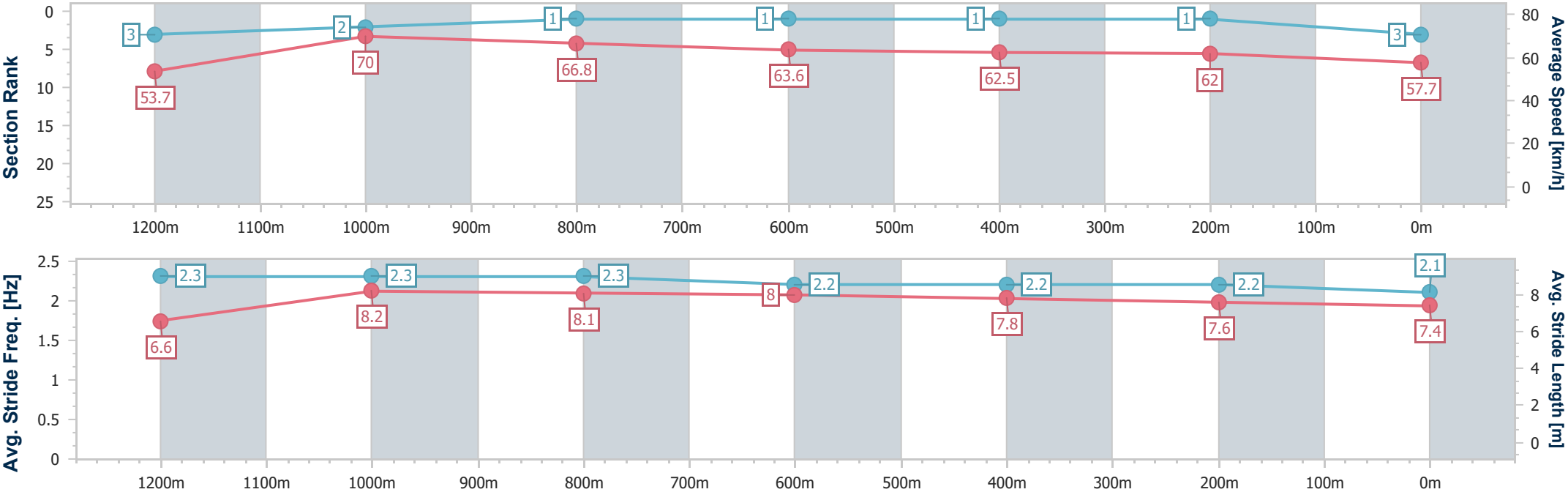
Race 9: MAGIC MILLIONS CUP - 1400m

17 January 2026 - 17:23

Track Rating: Good 4, Weather: Overcast, Rail Position: +2m Entire



Section	Overall	1200m	1000m	800m	600m	400m	200m						
Section Times	1:21.44 [3] (0:13.40)	1:08.04 [3] (0:10.32)	0:57.72 [2] (0:10.84)	0:46.88 [1] (0:11.32)	0:35.56 [1] (0:11.49)	0:24.07 [1] (0:11.61)	0:12.46 [1] (0:12.46)						
Average Speed [km/h]	53.7	70.0	66.8	63.6	62.5	62.0	57.7						
Top Speed [km/h]	70.1	70.7	69.3	65.0	62.8	63.2	60.1						
Avg. Dist. to Rail [m]	7.3	3.5	1.1	0.7	0.5	0.3	0.5						
Avg. Stride Freq. [Hz]	2.3	2.3	2.3	2.2	2.2	2.2	2.1						
Avg. Stride Length [m]	6.6	8.2	8.1	8.0	7.8	7.6	7.4						





Horse/Jockey Name	Magnatear
Final Rank	4
Fastest Section Time (Section)	0:10.52 (1200m)
Top Speed [km/h] (Section)	69.6 (1200m)
Race State	Finished



Aquis Park Gold CoastProfessional

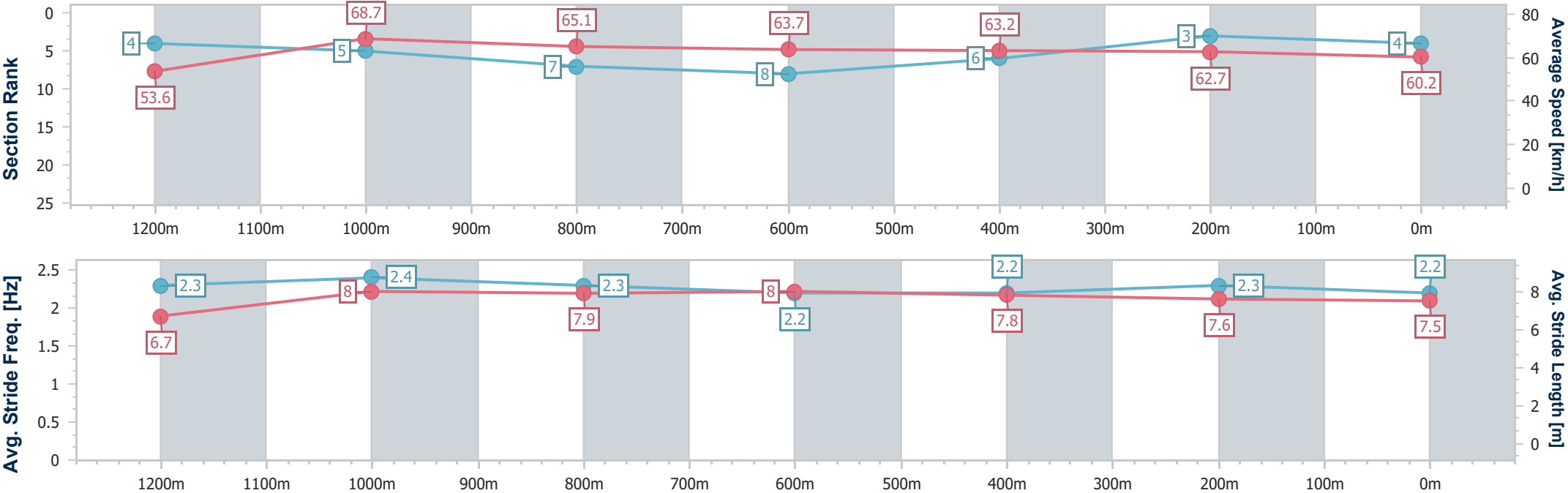
Race 9: MAGIC MILLIONS CUP - 1400m

17 January 2026 - 17:23

Track Rating: Good 4, Weather: Overcast, Rail Position: +2m Entire



Section	Overall	1200m	1000m	800m	600m	400m	200m						
Section Times	1:21.47 [4] (0:13.41)	1:08.06 [4] (0:10.52)	0:57.54 [5] (0:11.21)	0:46.33 [7] (0:11.38)	0:34.95 [8] (0:11.46)	0:23.49 [6] (0:11.54)	0:11.95 [3] (0:11.95)						
Average Speed [km/h]	53.6	68.7	65.1	63.7	63.2	62.7	60.2						
Top Speed [km/h]	69.0	69.6	67.2	65.4	64.2	63.6	61.8						
Avg. Dist. to Rail [m]	13.3	5.6	2.9	1.6	1.3	3.4	3.3						
Avg. Stride Freq. [Hz]	2.3	2.4	2.3	2.2	2.2	2.3	2.2						
Avg. Stride Length [m]	6.7	8.0	7.9	8.0	7.8	7.6	7.5						





Horse/Jockey Name	Meridius
Final Rank	5
Fastest Section Time (Section)	0:10.56 (1200m)
Top Speed [km/h] (Section)	68.9 (1200m)
Race State	Finished



Aquis Park Gold CoastProfessional

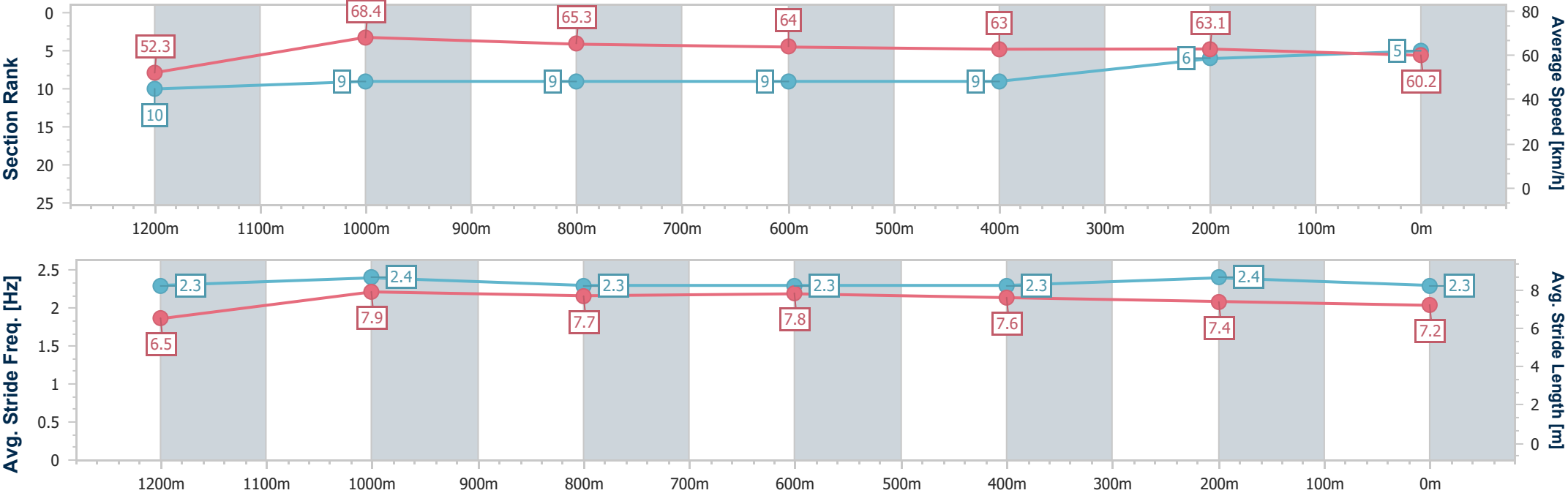
Race 9: MAGIC MILLIONS CUP - 1400m

17 January 2026 - 17:23

Track Rating: Good 4, Weather: Overcast, Rail Position: +2m Entire



Section	Overall	1200m	1000m	800m	600m	400m	200m						
Section Times	1:21.58 [5] (0:13.72)	1:07.86 [10] (0:10.56)	0:57.30 [9] (0:11.07)	0:46.23 [9] (0:11.32)	0:34.91 [9] (0:11.48)	0:23.43 [9] (0:11.48)	0:11.95 [6] (0:11.95)						
Average Speed [km/h]	52.3	68.4	65.3	64.0	63.0	63.1	60.2						
Top Speed [km/h]	67.7	68.9	67.1	64.9	64.4	64.2	61.3						
Avg. Dist. to Rail [m]	2.3	1.9	1.2	1.1	1.4	4.6	4.6						
Avg. Stride Freq. [Hz]	2.3	2.4	2.3	2.3	2.3	2.4	2.3						
Avg. Stride Length [m]	6.5	7.9	7.7	7.8	7.6	7.4	7.2						





Horse/Jockey Name	West Of Africa
Final Rank	6
Fastest Section Time (Section)	0:10.61 (1200m)
Top Speed [km/h] (Section)	68.5 (1200m)
Race State	Finished



Aquis Park Gold CoastProfessional

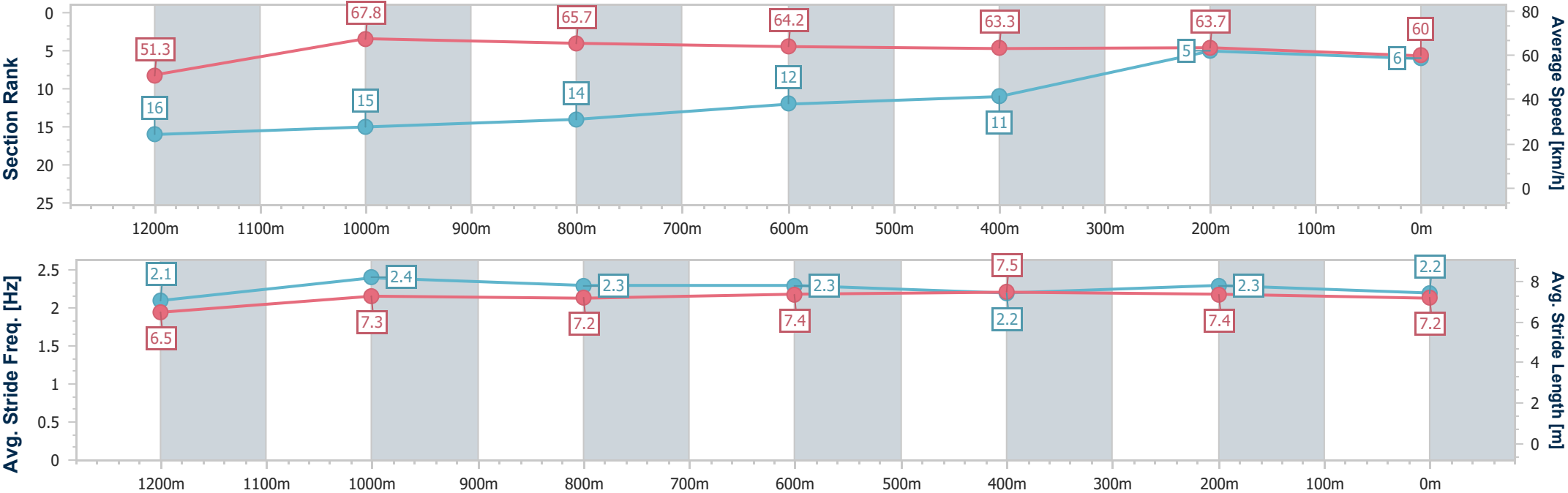
Race 9: MAGIC MILLIONS CUP - 1400m

17 January 2026 - 17:23

Track Rating: Good 4, Weather: Overcast, Rail Position: +2m Entire



Section	Overall	1200m	1000m	800m	600m	400m	200m						
Section Times	1:21.63 [6] (0:14.06)	1:07.57 [16] (0:10.61)	0:56.96 [15] (0:11.02)	0:45.94 [14] (0:11.18)	0:34.76 [12] (0:11.40)	0:23.36 [11] (0:11.34)	0:12.02 [5] (0:12.02)						
Average Speed [km/h]	51.3	67.8	65.7	64.2	63.3	63.7	60.0						
Top Speed [km/h]	66.4	68.5	67.3	65.7	64.2	64.3	62.4						
Avg. Dist. to Rail [m]	6.2	1.3	0.6	0.3	0.7	2.9	2.8						
Avg. Stride Freq. [Hz]	2.1	2.4	2.3	2.3	2.2	2.3	2.2						
Avg. Stride Length [m]	6.5	7.3	7.2	7.4	7.5	7.4	7.2						





Horse/Jockey Name	Depth Of Character
Final Rank	7
Fastest Section Time (Section)	0:10.86 (1200m)
Top Speed [km/h] (Section)	66.9 (1200m)
Race State	Finished



Aquis Park Gold CoastProfessional

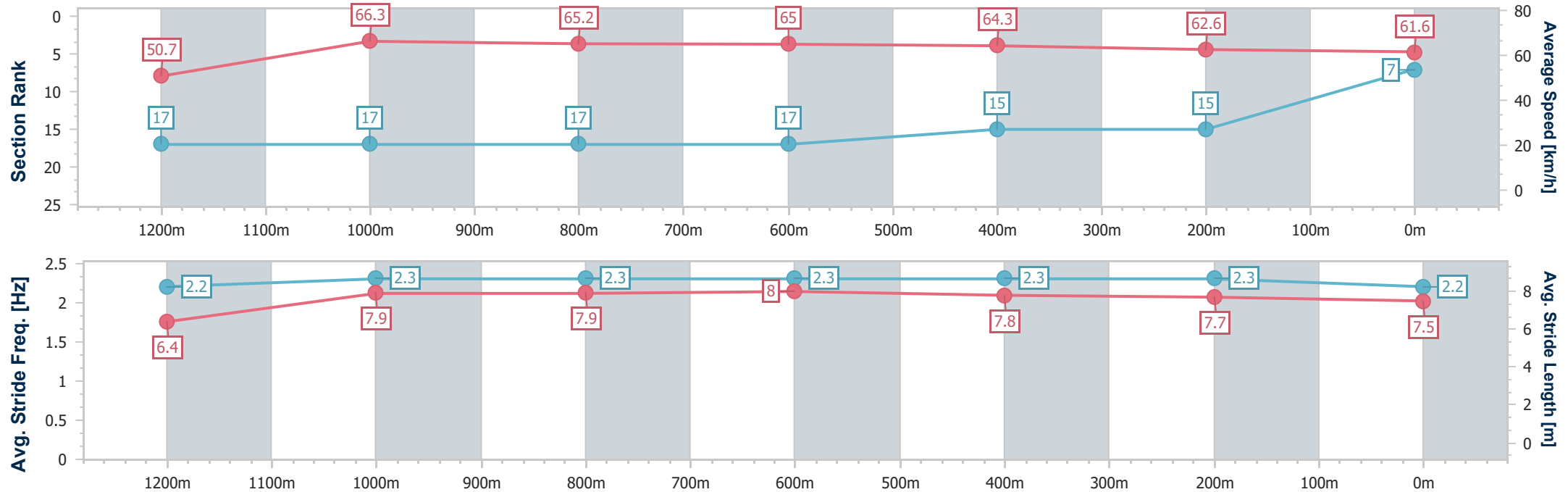
Race 9: MAGIC MILLIONS CUP - 1400m

17 January 2026 - 17:23

Track Rating: Good 4, Weather: Overcast, Rail Position: +2m Entire



Section	Overall	1200m	1000m	800m	600m	400m	200m						
Section Times	1:21.63 [7] (0:14.28)	1:07.35 [17] (0:10.86)	0:56.49 [17] (0:11.07)	0:45.42 [17] (0:11.08)	0:34.34 [17] (0:11.14)	0:23.20 [15] (0:11.48)	0:11.72 [15] (0:11.72)						
Average Speed [km/h]	50.7	66.3	65.2	65.0	64.3	62.6	61.6						
Top Speed [km/h]	66.3	66.9	66.5	66.3	65.1	64.5	63.0						
Avg. Dist. to Rail [m]	12.2	1.3	0.7	0.4	0.7	1.5	4.0						
Avg. Stride Freq. [Hz]	2.2	2.3	2.3	2.3	2.3	2.3	2.2						
Avg. Stride Length [m]	6.4	7.9	7.9	8.0	7.8	7.7	7.5						



- [ ] Ranking at each section and finish
- .-.- No data available at this section
- NA No data available



Horse/Jockey Name	Mickey's Medal
Final Rank	8
Fastest Section Time (Section)	0:10.70 (1200m)
Top Speed [km/h] (Section)	67.9 (1200m)
Race State	Finished



Aquis Park Gold CoastProfessional

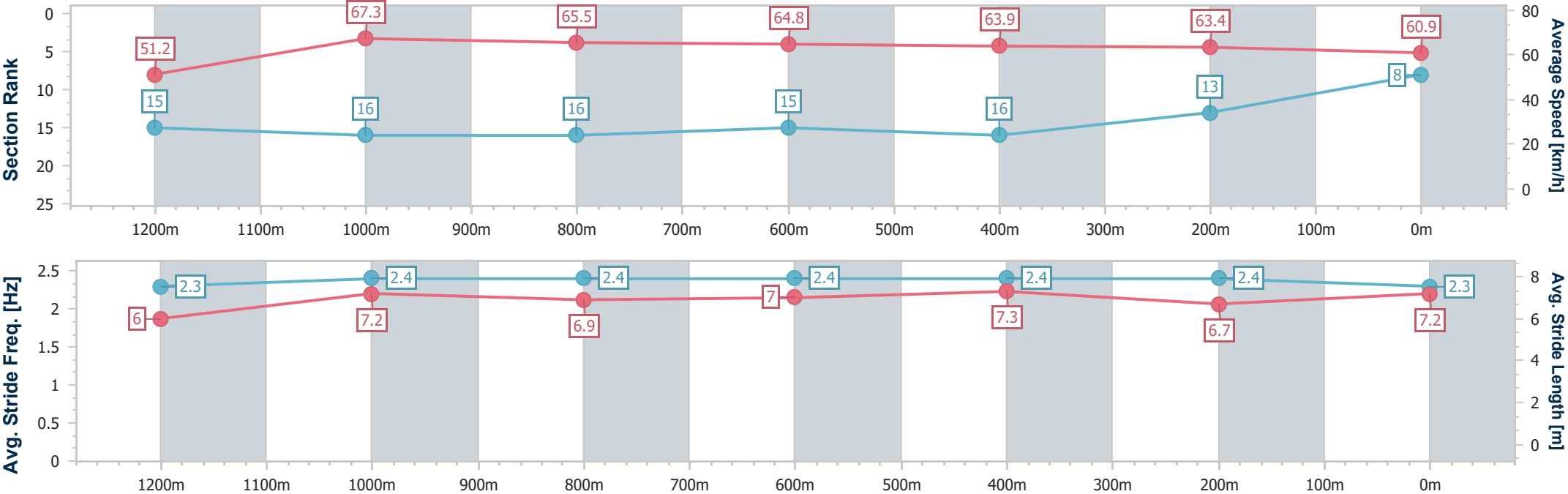
Race 9: MAGIC MILLIONS CUP - 1400m

17 January 2026 - 17:23

Track Rating: Good 4, Weather: Overcast, Rail Position: +2m Entire



Section	Overall	1200m	1000m	800m	600m	400m	200m						
Section Times	1:21.64 [8] (0:14.05)	1:07.59 [15] (0:10.70)	0:56.89 [16] (0:11.09)	0:45.80 [16] (0:11.19)	0:34.61 [15] (0:11.40)	0:23.21 [16] (0:11.40)	0:11.81 [13] (0:11.81)						
Average Speed [km/h]	51.2	67.3	65.5	64.8	63.9	63.4	60.9						
Top Speed [km/h]	66.3	67.9	66.6	66.0	64.9	64.1	62.1						
Avg. Dist. to Rail [m]	8.5	2.9	1.7	1.3	1.9	4.0	4.8						
Avg. Stride Freq. [Hz]	2.3	2.4	2.4	2.4	2.4	2.4	2.3						
Avg. Stride Length [m]	6.0	7.2	6.9	7.0	7.3	6.7	7.2						





Horse/Jockey Name	Yellow Brick
Final Rank	9
Fastest Section Time (Section)	0:10.33 (1200m)
Top Speed [km/h] (Section)	70.7 (1200m)
Race State	Finished



Aquis Park Gold CoastProfessional

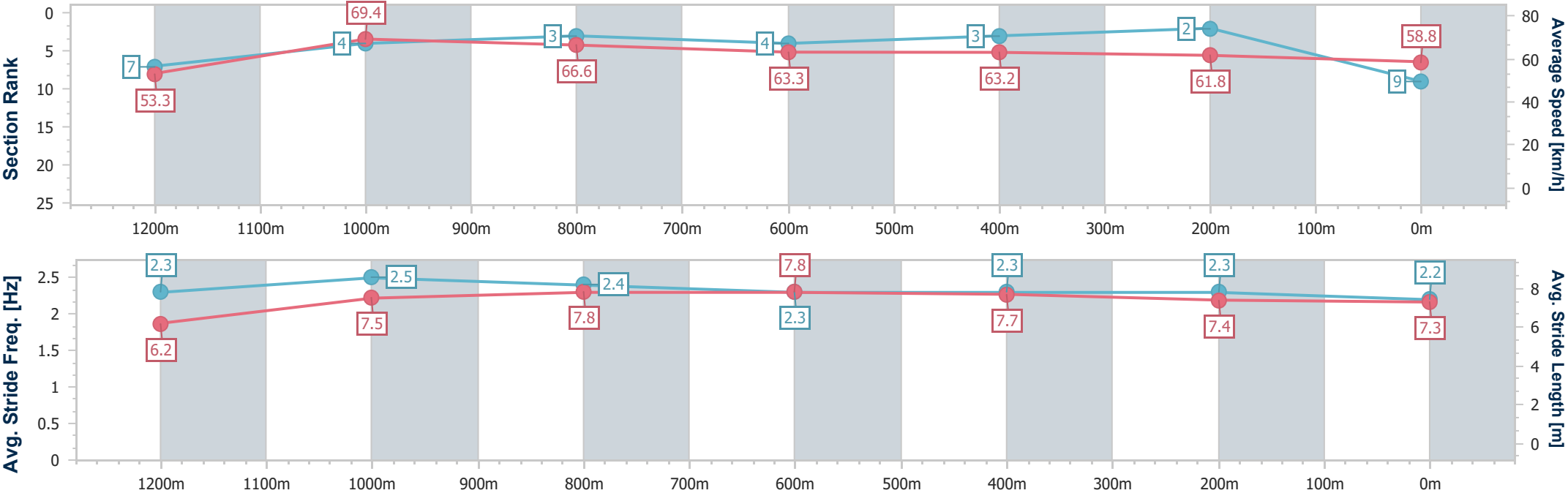
Race 9: MAGIC MILLIONS CUP - 1400m

17 January 2026 - 17:23

Track Rating: Good 4, Weather: Overcast, Rail Position: +2m Entire



Section	Overall	1200m	1000m	800m	600m	400m	200m						
Section Times	1:21.64 [9] (0:13.53)	1:08.11 [7] (0:10.33)	0:57.78 [4] (0:10.98)	0:46.80 [3] (0:11.41)	0:35.39 [4] (0:11.50)	0:23.89 [3] (0:11.65)	0:12.24 [2] (0:12.24)						
Average Speed [km/h]	53.3	69.4	66.6	63.3	63.2	61.8	58.8						
Top Speed [km/h]	69.3	70.7	68.2	65.1	64.4	62.5	61.1						
Avg. Dist. to Rail [m]	8.6	4.7	2.6	1.7	1.1	2.6	1.9						
Avg. Stride Freq. [Hz]	2.3	2.5	2.4	2.3	2.3	2.3	2.2						
Avg. Stride Length [m]	6.2	7.5	7.8	7.8	7.7	7.4	7.3						





Horse/Jockey Name	Lavish Empire
Final Rank	10
Fastest Section Time (Section)	0:10.89 (800m)
Top Speed [km/h] (Section)	67.1 (800m)
Race State	Finished



Aquis Park Gold CoastProfessional

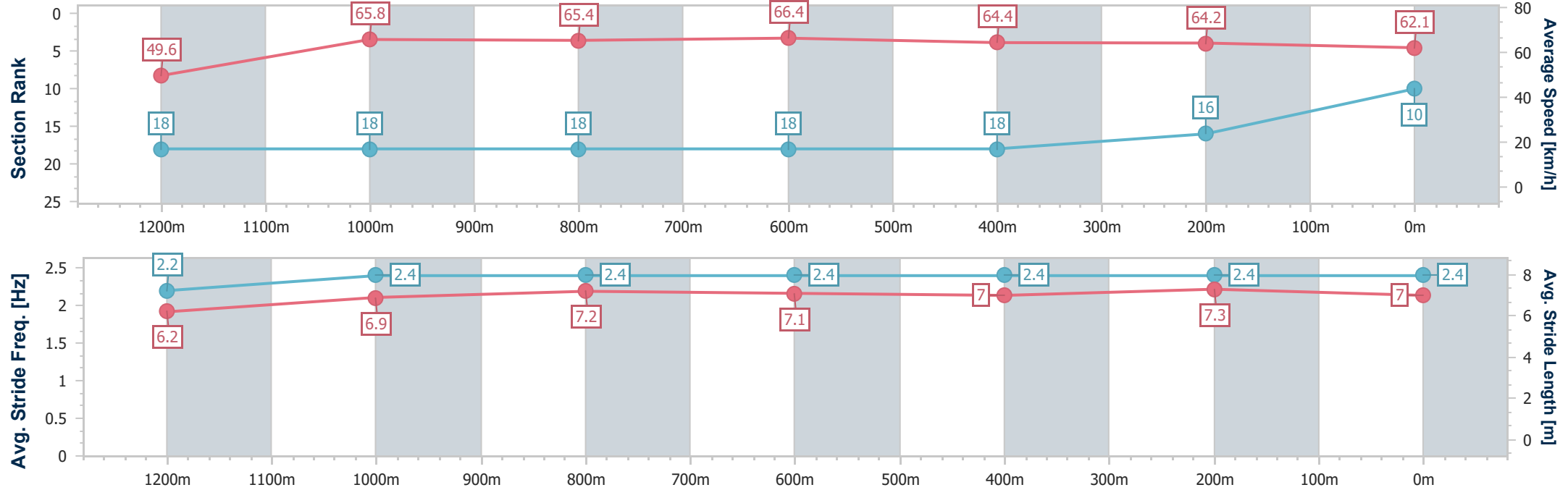
Race 9: MAGIC MILLIONS CUP - 1400m

17 January 2026 - 17:23

Track Rating: Good 4, Weather: Overcast, Rail Position: +2m Entire



Section	Overall	1200m	1000m	800m	600m	400m	200m						
Section Times	1:21.68 [10] (0:14.54)	1:07.14 [18] (0:10.94)	0:56.20 [18] (0:11.11)	0:45.09 [18] (0:10.89)	0:34.20 [18] (0:11.28)	0:22.92 [18] (0:11.32)	0:11.60 [16] (0:11.60)						
Average Speed [km/h]	49.6	65.8	65.4	66.4	64.4	64.2	62.1						
Top Speed [km/h]	65.2	66.2	67.0	67.1	65.1	64.8	62.8						
Avg. Dist. to Rail [m]	9.7	3.0	2.0	1.3	1.8	5.8	7.1						
Avg. Stride Freq. [Hz]	2.2	2.4	2.4	2.4	2.4	2.4	2.4						
Avg. Stride Length [m]	6.2	6.9	7.2	7.1	7.0	7.3	7.0						



- [ ] Ranking at each section and finish
- .-.-.- No data available at this section
- NA No data available



Horse/Jockey Name	Bosustow
Final Rank	11
Fastest Section Time (Section)	0:10.73 (1200m)
Top Speed [km/h] (Section)	68.0 (1200m)
Race State	Finished



Aquis Park Gold CoastProfessional

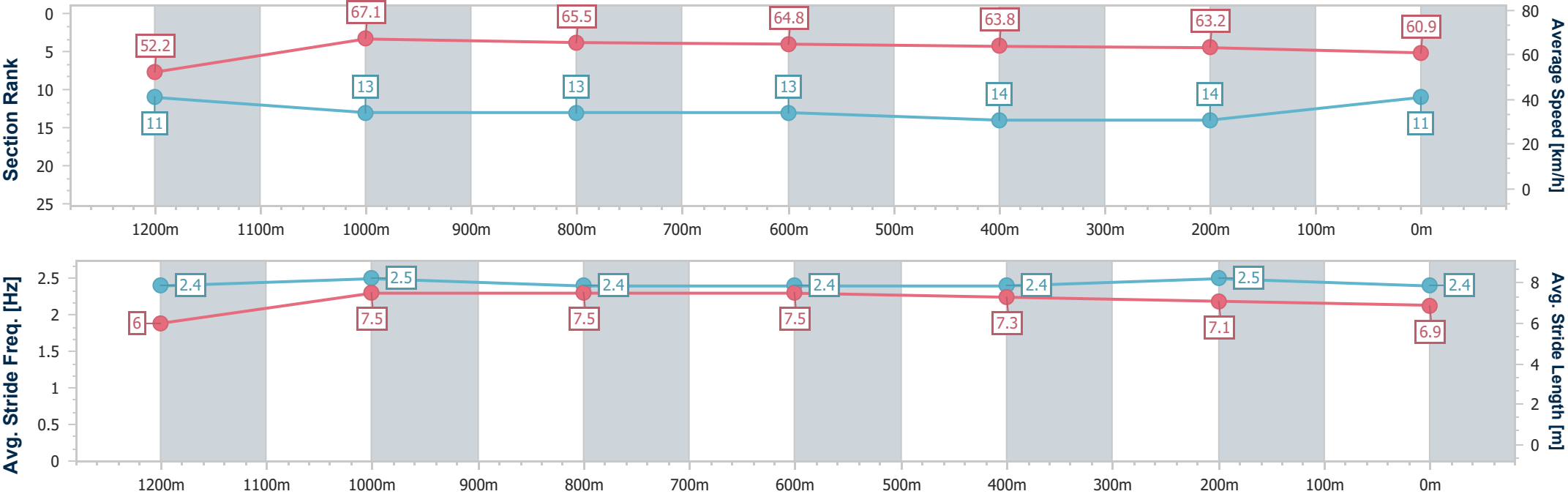
Race 9: MAGIC MILLIONS CUP - 1400m

17 January 2026 - 17:23

Track Rating: Good 4, Weather: Overcast, Rail Position: +2m Entire



Section	Overall	1200m	1000m	800m	600m	400m	200m						
Section Times	1:21.68 [11] (0:13.77)	1:07.91 [11] (0:10.73)	0:57.18 [13] (0:11.16)	0:46.02 [13] (0:11.24)	0:34.78 [13] (0:11.49)	0:23.29 [14] (0:11.45)	0:11.84 [14] (0:11.84)						
Average Speed [km/h]	52.2	67.1	65.5	64.8	63.8	63.2	60.9						
Top Speed [km/h]	66.9	68.0	66.5	65.7	64.8	63.8	63.2						
Avg. Dist. to Rail [m]	11.5	4.1	2.7	2.5	3.6	5.4	7.3						
Avg. Stride Freq. [Hz]	2.4	2.5	2.4	2.4	2.4	2.5	2.4						
Avg. Stride Length [m]	6.0	7.5	7.5	7.5	7.3	7.1	6.9						





Horse/Jockey Name	Getafix
Final Rank	12
Fastest Section Time (Section)	0:10.62 (1200m)
Top Speed [km/h] (Section)	68.6 (1200m)
Race State	Finished



Aquis Park Gold CoastProfessional

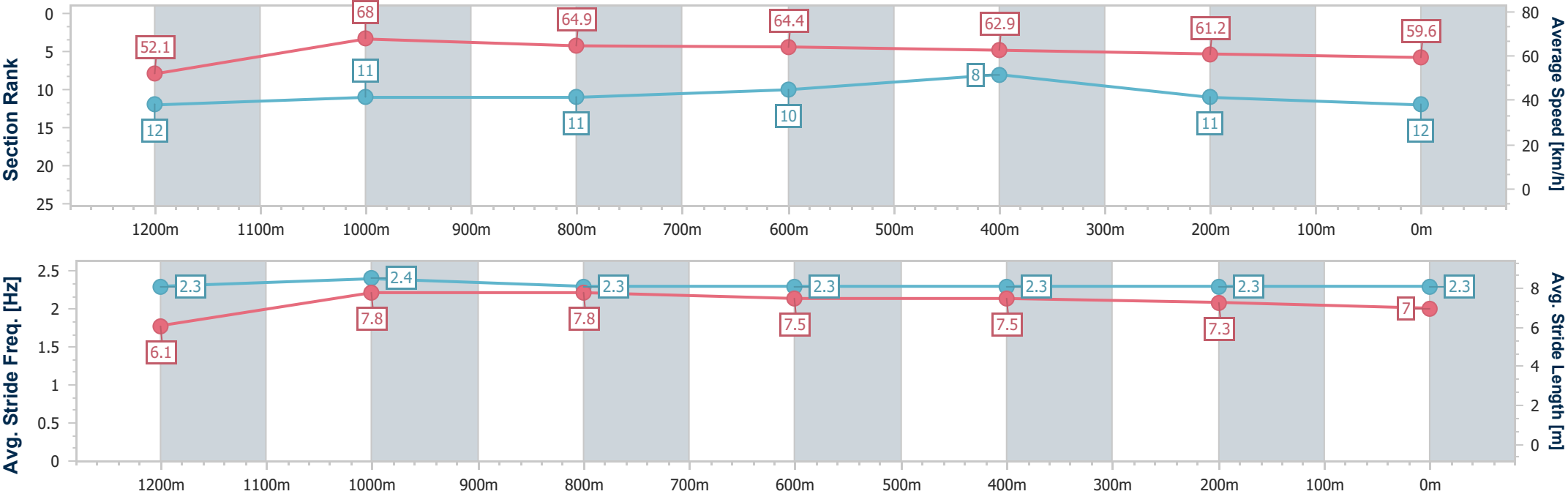
Race 9: MAGIC MILLIONS CUP - 1400m

17 January 2026 - 17:23

Track Rating: Good 4, Weather: Overcast, Rail Position: +2m Entire



Section	Overall	1200m	1000m	800m	600m	400m	200m						
Section Times	1:21.85 [12] (0:13.81)	1:08.04 [12] (0:10.62)	0:57.42 [11] (0:11.19)	0:46.23 [11] (0:11.15)	0:35.08 [10] (0:11.31)	0:23.77 [8] (0:11.68)	0:12.09 [11] (0:12.09)						
Average Speed [km/h]	52.1	68.0	64.9	64.4	62.9	61.2	59.6						
Top Speed [km/h]	67.2	68.6	66.1	65.6	63.6	62.6	59.9						
Avg. Dist. to Rail [m]	1.3	1.7	1.7	0.8	2.4	1.2	0.3						
Avg. Stride Freq. [Hz]	2.3	2.4	2.3	2.3	2.3	2.3	2.3						
Avg. Stride Length [m]	6.1	7.8	7.8	7.5	7.5	7.3	7.0						





Horse/Jockey Name	The Three Hundred
Final Rank	13
Fastest Section Time (Section)	0:10.50 (1200m)
Top Speed [km/h] (Section)	69.3 (1200m)
Race State	Finished



Aquis Park Gold CoastProfessional

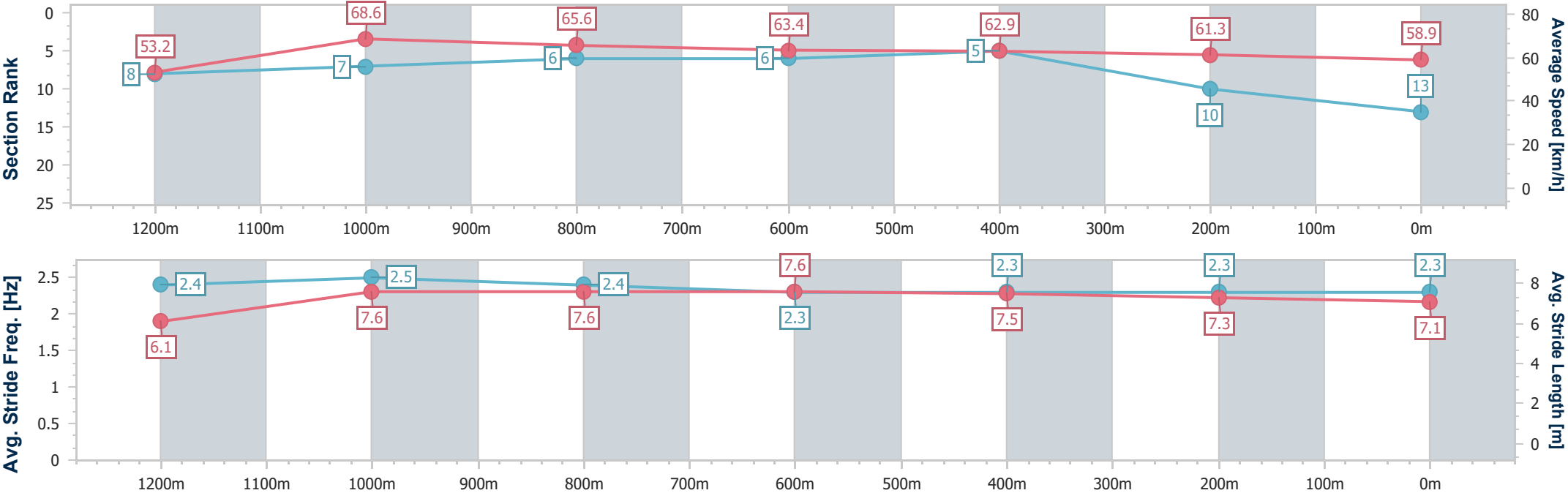
Race 9: MAGIC MILLIONS CUP - 1400m

17 January 2026 - 17:23

Track Rating: Good 4, Weather: Overcast, Rail Position: +2m Entire



Section	Overall	1200m	1000m	800m	600m	400m	200m						
Section Times	1:21.89 [13] (0:13.57)	1:08.32 [8] (0:10.50)	0:57.82 [7] (0:11.05)	0:46.77 [6] (0:11.33)	0:35.44 [6] (0:11.47)	0:23.97 [5] (0:11.76)	0:12.21 [10] (0:12.21)						
Average Speed [km/h]	53.2	68.6	65.6	63.4	62.9	61.3	58.9						
Top Speed [km/h]	68.5	69.3	66.8	65.4	63.5	62.3	60.2						
Avg. Dist. to Rail [m]	4.9	2.3	1.3	0.6	0.8	2.6	2.6						
Avg. Stride Freq. [Hz]	2.4	2.5	2.4	2.3	2.3	2.3	2.3						
Avg. Stride Length [m]	6.1	7.6	7.6	7.6	7.5	7.3	7.1						





Horse/Jockey Name	Run Harry Run
Final Rank	14
Fastest Section Time (Section)	0:10.45 (1200m)
Top Speed [km/h] (Section)	70.0 (1200m)
Race State	Finished



Aquis Park Gold CoastProfessional

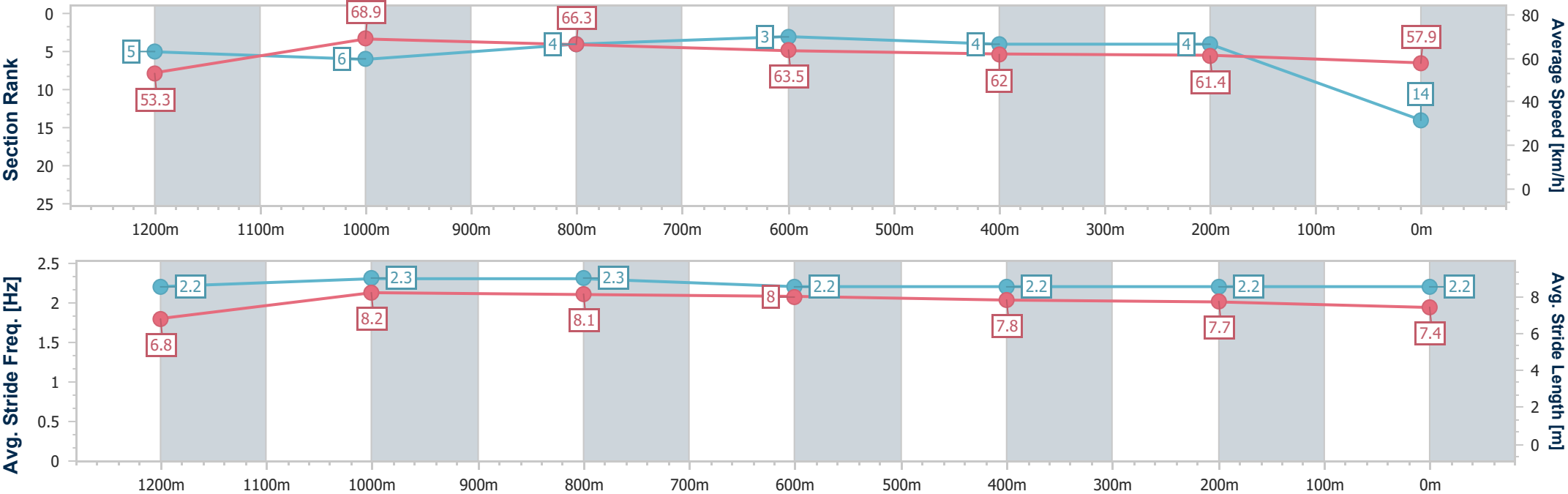
Race 9: MAGIC MILLIONS CUP - 1400m

17 January 2026 - 17:23

Track Rating: Good 4, Weather: Overcast, Rail Position: +2m Entire



Section	Overall	1200m	1000m	800m	600m	400m	200m						
Section Times	1:21.97 [14] (0:13.49)	1:08.48 [5] (0:10.45)	0:58.03 [6] (0:10.94)	0:47.09 [4] (0:11.32)	0:35.77 [3] (0:11.60)	0:24.17 [4] (0:11.76)	0:12.41 [4] (0:12.41)						
Average Speed [km/h]	53.3	68.9	66.3	63.5	62.0	61.4	57.9						
Top Speed [km/h]	69.6	70.0	67.6	65.2	63.1	62.3	60.3						
Avg. Dist. to Rail [m]	3.8	2.8	1.5	0.5	0.5	1.0	1.0						
Avg. Stride Freq. [Hz]	2.2	2.3	2.3	2.2	2.2	2.2	2.2						
Avg. Stride Length [m]	6.8	8.2	8.1	8.0	7.8	7.7	7.4						





Horse/Jockey Name	Need Some Luck
Final Rank	15
Fastest Section Time (Section)	0:10.60 (1200m)
Top Speed [km/h] (Section)	69.0 (1200m)
Race State	Finished



Aquis Park Gold CoastProfessional

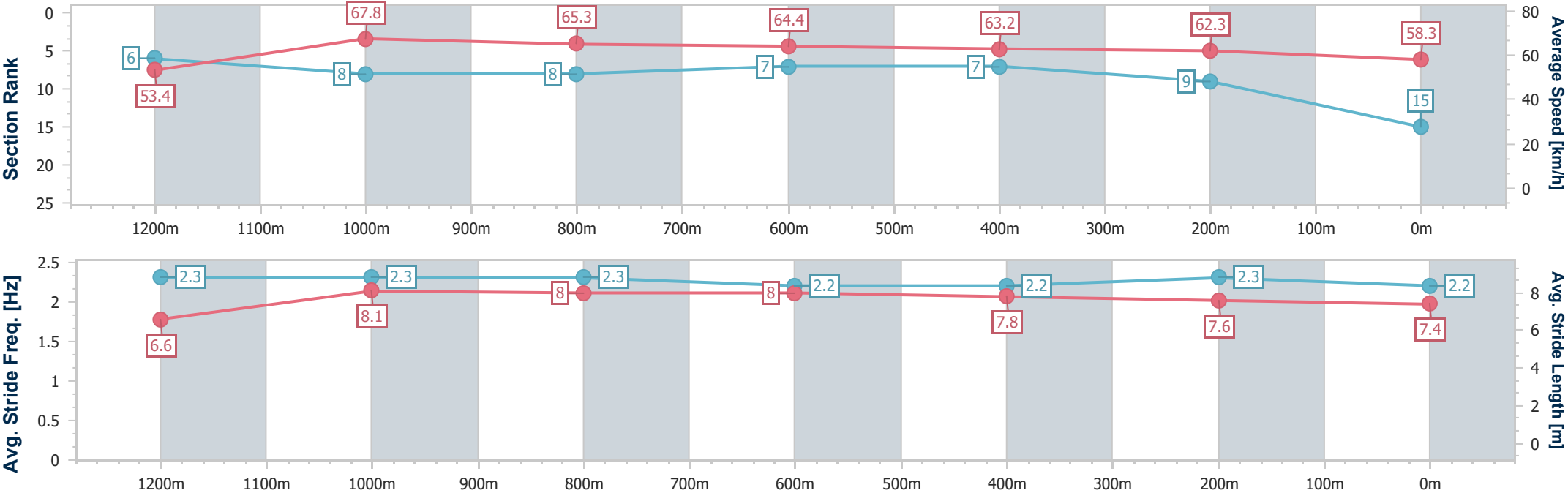
Race 9: MAGIC MILLIONS CUP - 1400m

17 January 2026 - 17:23

Track Rating: Good 4, Weather: Overcast, Rail Position: +2m Entire



Section	Overall	1200m	1000m	800m	600m	400m	200m						
Section Times	1:22.03 [15] (0:13.50)	1:08.53 [6] (0:10.60)	0:57.93 [8] (0:11.14)	0:46.79 [8] (0:11.28)	0:35.51 [7] (0:11.55)	0:23.96 [7] (0:11.61)	0:12.35 [9] (0:12.35)						
Average Speed [km/h]	53.4	67.8	65.3	64.4	63.2	62.3	58.3						
Top Speed [km/h]	68.6	69.0	66.4	65.7	63.6	63.2	60.4						
Avg. Dist. to Rail [m]	5.6	2.9	2.4	2.3	2.0	4.5	5.6						
Avg. Stride Freq. [Hz]	2.3	2.3	2.3	2.2	2.2	2.3	2.2						
Avg. Stride Length [m]	6.6	8.1	8.0	8.0	7.8	7.6	7.4						





Horse/Jockey Name	Mayfair
Final Rank	16
Fastest Section Time (Section)	0:10.85 (1200m)
Top Speed [km/h] (Section)	67.1 (1200m)
Race State	Finished



Aquis Park Gold CoastProfessional

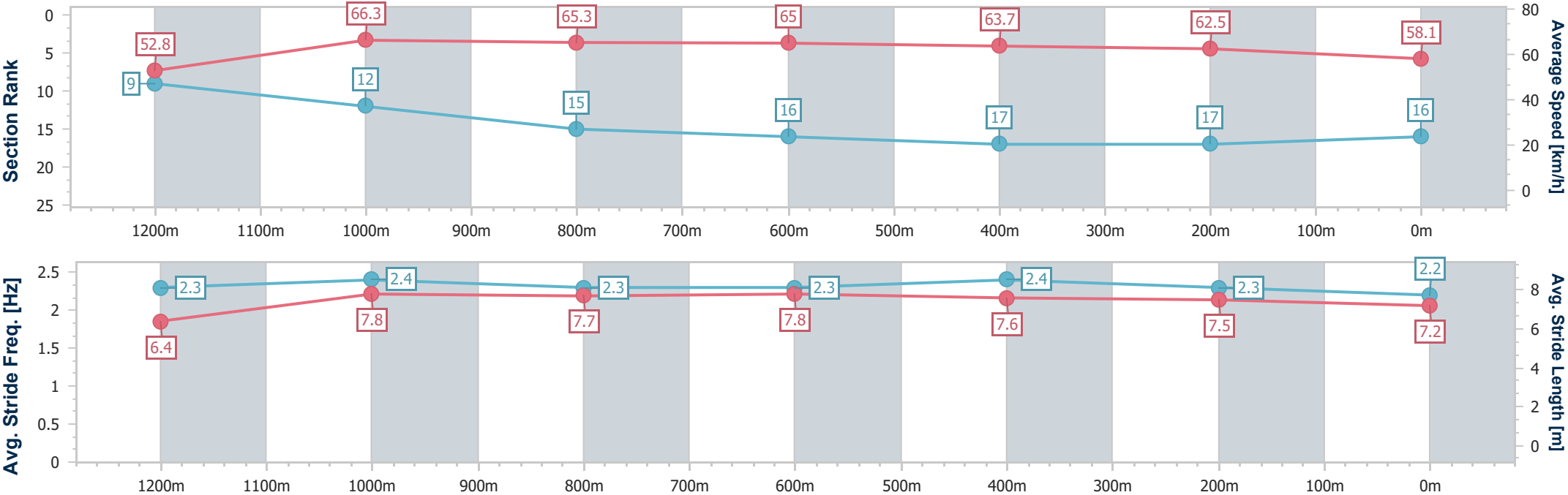
Race 9: MAGIC MILLIONS CUP - 1400m

17 January 2026 - 17:23

Track Rating: Good 4, Weather: Overcast, Rail Position: +2m Entire



Section	Overall	1200m	1000m	800m	600m	400m	200m						
Section Times	1:22.67 [16] (0:13.64)	1:09.03 [9] (0:10.85)	0:58.18 [12] (0:11.33)	0:46.85 [15] (0:11.21)	0:35.64 [16] (0:11.57)	0:24.07 [17] (0:11.67)	0:12.40 [17] (0:12.40)						
Average Speed [km/h]	52.8	66.3	65.3	65.0	63.7	62.5	58.1						
Top Speed [km/h]	66.2	67.1	66.4	66.3	64.6	63.5	60.9						
Avg. Dist. to Rail [m]	10.4	5.7	4.9	3.7	4.6	8.5	7.4						
Avg. Stride Freq. [Hz]	2.3	2.4	2.3	2.3	2.4	2.3	2.2						
Avg. Stride Length [m]	6.4	7.8	7.7	7.8	7.6	7.5	7.2						





Horse/Jockey Name	Cool Jakey
Final Rank	17
Fastest Section Time (Section)	0:10.28 (1200m)
Top Speed [km/h] (Section)	70.9 (1200m)
Race State	Finished



Aquis Park Gold CoastProfessional

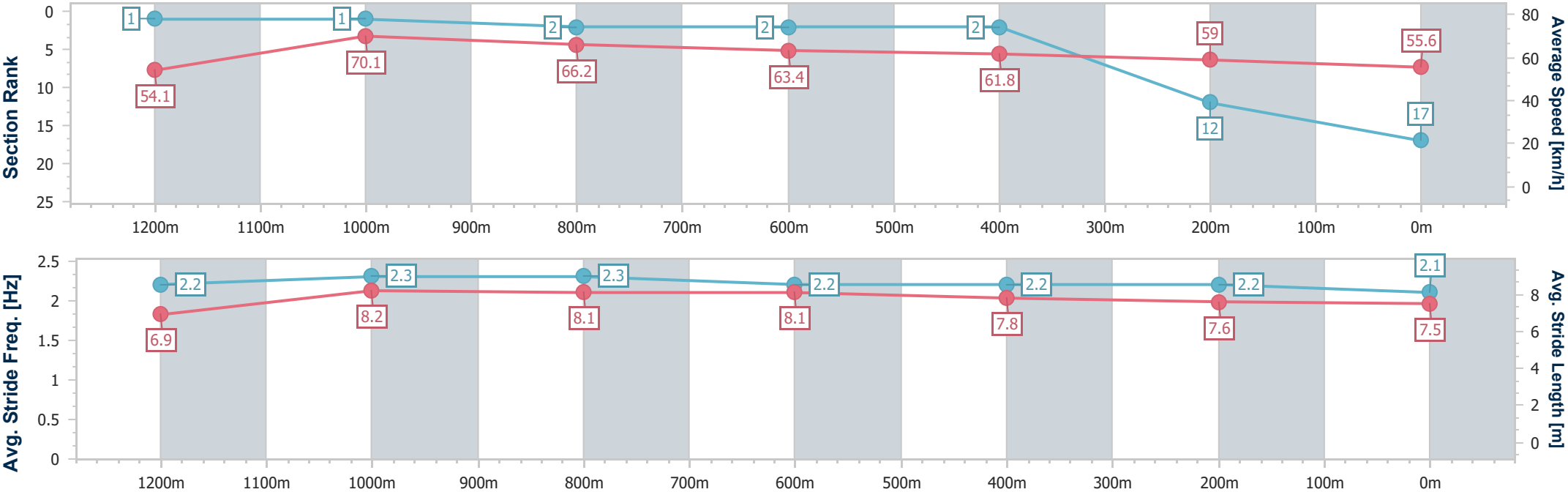
Race 9: MAGIC MILLIONS CUP - 1400m

17 January 2026 - 17:23

Track Rating: Good 4, Weather: Overcast, Rail Position: +2m Entire



Section	Overall	1200m	1000m	800m	600m	400m	200m						
Section Times	1:22.77 [17] (0:13.28)	1:09.49 [1] (0:10.28)	0:59.21 [1] (0:11.00)	0:48.21 [2] (0:11.36)	0:36.85 [2] (0:11.67)	0:25.18 [2] (0:12.23)	0:12.95 [12] (0:12.95)						
Average Speed [km/h]	54.1	70.1	66.2	63.4	61.8	59.0	55.6						
Top Speed [km/h]	70.3	70.9	68.9	64.6	62.6	60.4	56.2						
Avg. Dist. to Rail [m]	15.8	7.9	1.8	1.3	0.5	1.0	1.9						
Avg. Stride Freq. [Hz]	2.2	2.3	2.3	2.2	2.2	2.2	2.1						
Avg. Stride Length [m]	6.9	8.2	8.1	8.1	7.8	7.6	7.5						





Horse/Jockey Name	Tuff Tu Mus
Final Rank	18
Fastest Section Time (Section)	0:10.43 (1200m)
Top Speed [km/h] (Section)	70.5 (Overall)
Race State	Finished



Aquis Park Gold CoastProfessional

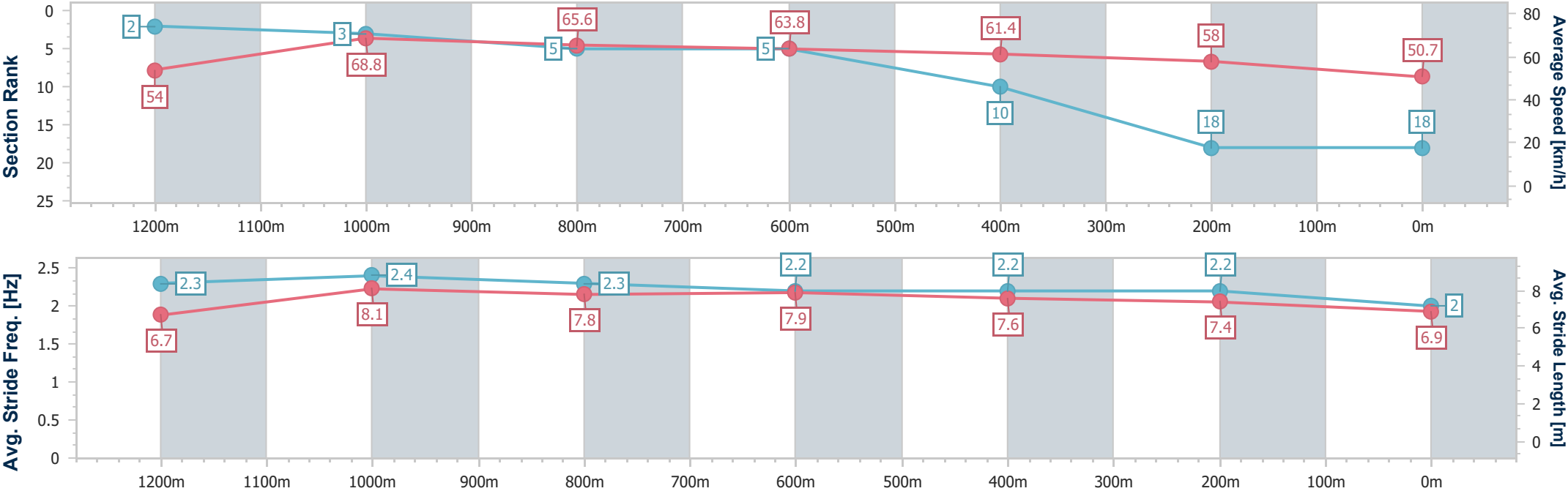
Race 9: MAGIC MILLIONS CUP - 1400m

17 January 2026 - 17:23

Track Rating: Good 4, Weather: Overcast, Rail Position: +2m Entire



Section	Overall	1200m	1000m	800m	600m	400m	200m						
Section Times	1:24.84 [18] (0:13.37)	1:11.47 [2] (0:10.43)	1:01.04 [3] (0:11.20)	0:49.84 [5] (0:11.36)	0:38.48 [5] (0:11.83)	0:26.65 [10] (0:12.44)	0:14.21 [18] (0:14.21)						
Average Speed [km/h]	54.0	68.8	65.6	63.8	61.4	58.0	50.7						
Top Speed [km/h]	70.5	70.4	66.8	65.2	63.0	59.1	57.6						
Avg. Dist. to Rail [m]	14.0	7.0	3.8	2.4	1.4	4.2	4.3						
Avg. Stride Freq. [Hz]	2.3	2.4	2.3	2.2	2.2	2.2	2.0						
Avg. Stride Length [m]	6.7	8.1	7.8	7.9	7.6	7.4	6.9						



# Aquis Park Gold Coast Professional

## Race 10: MAGIC MILLIONS CLASS 6 PLATE - 1200m

17 January 2026 - 17:57

Track Rating: Good 4, Weather: Overcast, Rail Position: +2m Entire

Section						Overall	1000m	800m	600m	400m	200m	Last 600m	
Field Times						1:08.94 (0:13.22)	0:55.72 (0:10.57)	0:45.15 (0:10.85)	0:34.30 (0:11.20)	0:23.10 (0:11.16)	0:11.94 (0:11.94)	0:34.30	
Rank	TAB	Horse/Jockey	Barrier	Top Speed [km/h]	Fastest Section							Margin	Distance Travelled [m]
1	12	HAWKER HALL	11	69.3	0:10.57	1:08.94 [1]	0:55.72 [1]	0:45.15 [1]	0:34.30 [1]	0:23.10 [1]	0:11.94 [1]	1:08.94	0:34.30
		James McDonald		1000m	1000m	(0:13.22)	(0:10.57)	(0:10.85)	(0:11.20)	(0:11.16)	(0:11.94)		
2	14	ROSELYN'S STAR	9	68.0	0:10.86	1:09.27 [2]	0:55.69 [5]	0:44.74 [6]	0:33.88 [5]	0:22.80 [5]	0:11.71 [3]	1.94L	0:33.88 +4
		Zac Lloyd		800m	800m	(0:13.58)	(0:10.95)	(0:10.86)	(0:11.08)	(0:11.09)	(0:11.71)		
3	3	TALTARNI FIELDS	14	69.7	0:10.78	1:09.63 [3]	0:56.34 [2]	0:45.56 [2]	0:34.57 [4]	0:23.43 [3]	0:11.96 [4]	4.03L	0:34.57 -1
		Damian Lane		1000m	1000m	(0:13.29)	(0:10.78)	(0:10.99)	(0:11.14)	(0:11.47)	(0:11.96)		
4	20	HEAVENLY IMPACT	5	67.0	0:10.85	1:09.68 [4]	0:55.44 [14]	0:44.33 [14]	0:33.48 [14]	0:22.43 [13]	0:11.44 [10]	4.33L	0:33.48 +2
		Tyler Schiller		800m	800m	(0:14.24)	(0:11.11)	(0:10.85)	(0:11.05)	(0:10.99)	(0:11.44)		
5	5	JOHN RAMBO	12	67.4	0:10.89	1:09.76 [5]	0:55.69 [12]	0:44.63 [12]	0:33.74 [11]	0:22.67 [11]	0:11.49 [11]	4.78L	0:33.74 +3
		Angela Jones		800m	800m	(0:14.07)	(0:11.06)	(0:10.89)	(0:11.07)	(0:11.18)	(0:11.49)		
6	13	MISS PERSONALITY	7	68.1	0:10.73	1:09.77 [6]	0:56.35 [4]	0:45.62 [4]	0:34.75 [3]	0:23.65 [2]	0:12.35 [2]	4.88L	0:34.75 +1
		Rachel King		1000m	1000m	(0:13.42)	(0:10.73)	(0:10.87)	(0:11.10)	(0:11.30)	(0:12.35)		
7	16	ZOUBABY	16	69.0	0:10.79	1:09.79 [7]	0:55.44 [15]	0:44.52 [13]	0:33.73 [13]	0:22.69 [12]	0:11.68 [9]	5L	0:33.73 +7
		Daniel Moor		800m	800m	(0:14.35)	(0:10.92)	(0:10.79)	(0:11.04)	(0:11.01)	(0:11.68)		
8	6	SER JOH	8	67.5	0:10.81	1:09.80 [8]	0:55.97 [9]	0:44.93 [9]	0:34.12 [8]	0:23.09 [7]	0:11.90 [5]	5.02L	0:34.12 +2
		Ben Thompson		800m	800m	(0:13.83)	(0:11.04)	(0:10.81)	(0:11.03)	(0:11.19)	(0:11.90)		
9	1	FLEETWOOD	13	68.1	0:10.83	1:09.90 [9]	0:56.02 [10]	0:44.90 [10]	0:34.07 [10]	0:23.01 [9]	0:11.97 [6]	5.65L	0:34.07 +6
		Ryan Maloney		800m	800m	(0:13.88)	(0:11.12)	(0:10.83)	(0:11.06)	(0:11.04)	(0:11.97)		
10	17	CASH	4	68.8	0:10.61	1:10.19 [10]	0:55.96 [13]	0:44.81 [15]	0:33.94 [15]	0:22.76 [15]	0:12.15 [7]	7.34L	0:33.94 -1
		Craig Williams		400m	400m	(0:14.23)	(0:11.15)	(0:10.87)	(0:11.18)	(0:10.61)	(0:12.15)		

Scratched: Redford (#4), Amore Veloce (#9), Axius (#11), Bright Blonde (#18), Pre Eminence (#2), Tiger Town (#21)



**Aquis Park Gold Coast Professional**  
**Race 10: MAGIC MILLIONS CLASS 6 PLATE - 1200m**  
**17 January 2026 - 17:57**



Track Rating: Good 4, Weather: Overcast, Rail Position: +2m Entire

Section					Overall	1000m	800m	600m	400m	200m	Last 600m			
Field Times					1:08.94 (0:13.22)	0:55.72 (0:10.57)	0:45.15 (0:10.85)	0:34.30 (0:11.20)	0:23.10 (0:11.16)	0:11.94 (0:11.94)	0:34.30			
Rank	TAB	Horse/Jockey	Barrier	Top Speed [km/h]	Fastest Section							Margin		Distance Travelled [m]
11	15	SYDNEY BOWLER	2	67.2	0:10.92	1:10.55 [11]	0:56.57 [11]	0:45.45 [11]	0:34.53 [12]	0:23.28 [14]	0:11.98 [14]	9.46L	0:34.53	-1
		Tommy Berry		800m	800m	(0:13.98)	(0:11.12)	(0:10.92)	(0:11.25)	(0:11.30)	(0:11.98)			
12	8	HEROIC MISS	6	67.6	0:10.76	1:11.10 [12]	0:57.79 [3]	0:47.03 [3]	0:36.12 [2]	0:24.80 [4]	0:12.99 [8]	12.67L	0:36.12	+0
		Michael Rodd		1000m	1000m	(0:13.31)	(0:10.76)	(0:10.91)	(0:11.32)	(0:11.81)	(0:12.99)			
13	10	BINE	10	67.7	0:10.92	1:11.25 [13]	0:57.62 [6]	0:46.55 [7]	0:35.63 [7]	0:24.52 [8]	0:12.93 [12]	13.58L	0:35.63	+6
		Andrew Mallyon		800m	800m	(0:13.63)	(0:11.07)	(0:10.92)	(0:11.11)	(0:11.59)	(0:12.93)			
14	19	DELEXO	1	67.6	0:10.87	1:11.36 [14]	0:57.73 [6]	0:46.86 [5]	0:35.93 [6]	0:24.77 [6]	0:13.03 [13]	14.21L	0:35.93	-2
		Cejay Graham		Overall	1000m	(0:13.63)	(0:10.87)	(0:10.93)	(0:11.16)	(0:11.74)	(0:13.03)			
15	7	SILENTSAR	3	66.8	0:10.95	1:11.72 [15]	0:57.99 [8]	0:46.92 [8]	0:35.97 [9]	0:24.71 [10]	0:13.11 [15]	16.35L	0:35.97	-1
		Tim Clark		1000m	800m	(0:13.73)	(0:11.07)	(0:10.95)	(0:11.26)	(0:11.60)	(0:13.11)			

Scratched: Redford (#4), Amore Veloce (#9), Axius (#11), Bright Blonde (#18), Pre Eminence (#2), Tiger Town (#21)



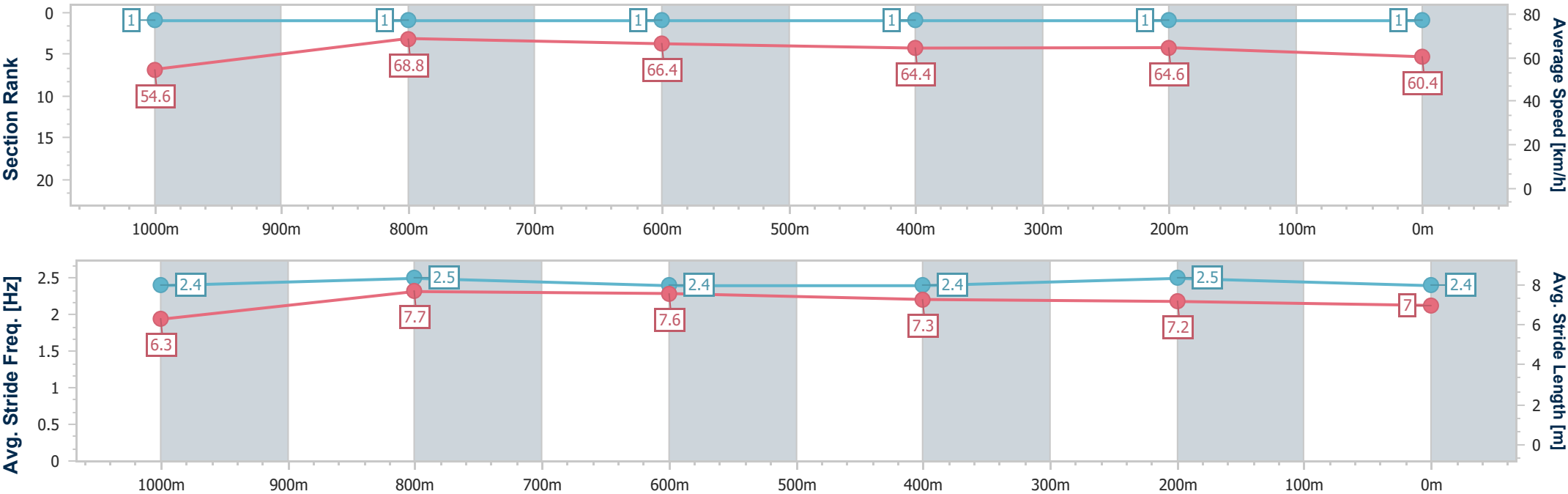
Horse/Jockey Name	Hawker Hall
Final Rank	1
Fastest Section Time (Section)	0:10.57 (1000m)
Top Speed [km/h] (Section)	69.3 (1000m)
Race State	Finished



Aquis Park Gold CoastProfessional  
Race 10: MAGIC MILLIONS CLASS 6 PLATE - 1200m  
17 January 2026 - 17:57  
Track Rating: Good 4, Weather: Overcast, Rail Position: +2m Entire



Section	Overall	1000m	800m	600m	400m	200m							
Section Times	1:08.94 [1] (0:13.22)	0:55.72 [1] (0:10.57)	0:45.15 [1] (0:10.85)	0:34.30 [1] (0:11.20)	0:23.10 [1] (0:11.16)	0:11.94 [1] (0:11.94)							
Average Speed [km/h]	54.6	68.8	66.4	64.4	64.6	60.4							
Top Speed [km/h]	69.1	69.3	67.7	65.5	65.8	63.8							
Avg. Dist. to Rail [m]	8.6	1.8	0.7	0.7	1.6	0.5							
Avg. Stride Freq. [Hz]	2.4	2.5	2.4	2.4	2.5	2.4							
Avg. Stride Length [m]	6.3	7.7	7.6	7.3	7.2	7.0							



[ ] Ranking at each section and finish  
-.-.- No data available at this section  
NA No data available



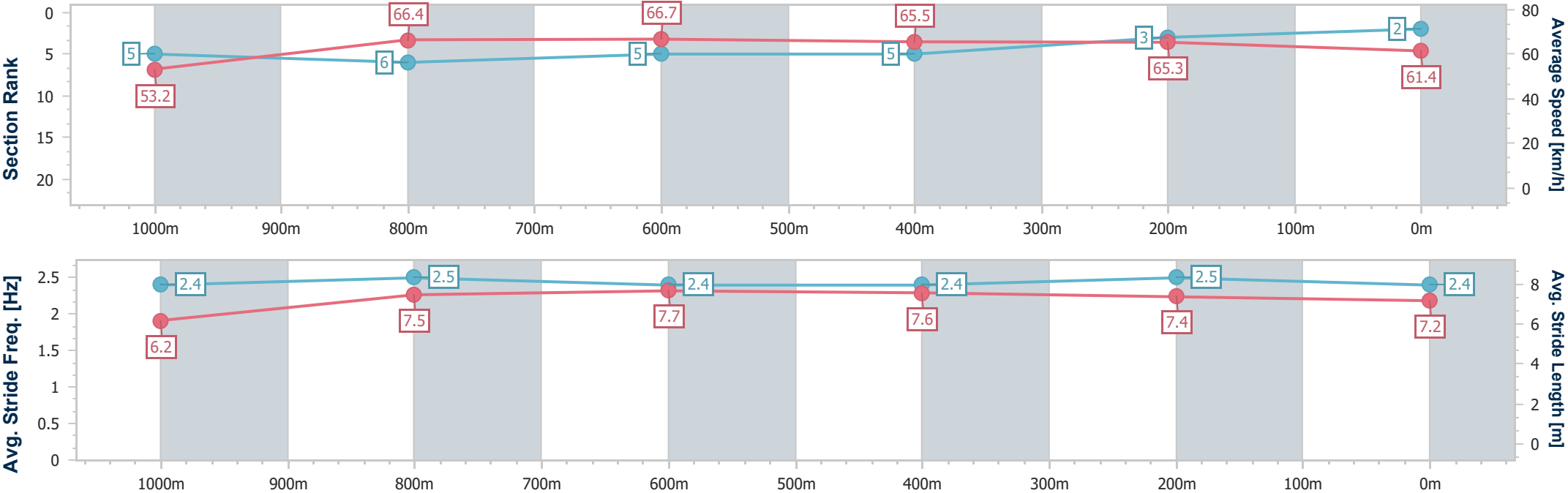
Horse/Jockey Name	Roselyn's Star
Final Rank	2
Fastest Section Time (Section)	0:10.86 (800m)
Top Speed [km/h] (Section)	68.0 (800m)
Race State	Finished



Aquis Park Gold Coast Professional  
Race 10: MAGIC MILLIONS CLASS 6 PLATE - 1200m  
17 January 2026 - 17:57  
Track Rating: Good 4, Weather: Overcast, Rail Position: +2m Entire



Section	Overall	1000m	800m	600m	400m	200m							
Section Times	1:09.27 [2] (0:13.58)	0:55.69 [5] (0:10.95)	0:44.74 [6] (0:10.86)	0:33.88 [5] (0:11.08)	0:22.80 [5] (0:11.09)	0:11.71 [3] (0:11.71)							
Average Speed [km/h]	53.2	66.4	66.7	65.5	65.3	61.4							
Top Speed [km/h]	66.5	67.6	68.0	66.7	66.0	64.4							
Avg. Dist. to Rail [m]	6.5	2.8	2.0	2.0	4.9	3.7							
Avg. Stride Freq. [Hz]	2.4	2.5	2.4	2.4	2.5	2.4							
Avg. Stride Length [m]	6.2	7.5	7.7	7.6	7.4	7.2							





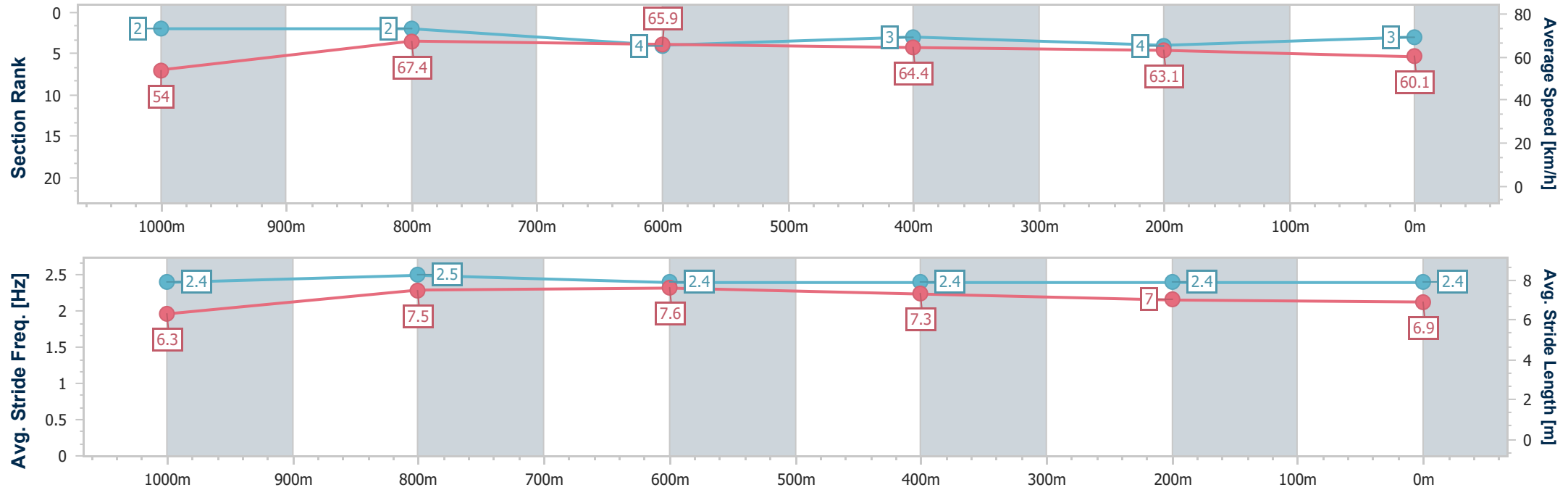
Horse/Jockey Name	Taltarni Fields
Final Rank	3
Fastest Section Time (Section)	0:10.78 (1000m)
Top Speed [km/h] (Section)	69.7 (1000m)
Race State	Finished



Aquis Park Gold CoastProfessional  
Race 10: MAGIC MILLIONS CLASS 6 PLATE - 1200m  
17 January 2026 - 17:57  
Track Rating: Good 4, Weather: Overcast, Rail Position: +2m Entire



Section	Overall	1000m	800m	600m	400m	200m							
Section Times	1:09.63 [3] (0:13.29)	0:56.34 [2] (0:10.78)	0:45.56 [2] (0:10.99)	0:34.57 [4] (0:11.14)	0:23.43 [3] (0:11.47)	0:11.96 [4] (0:11.96)							
Average Speed [km/h]	54.0	67.4	65.9	64.4	63.1	60.1							
Top Speed [km/h]	69.6	69.7	66.8	65.2	63.8	62.7							
Avg. Dist. to Rail [m]	10.9	2.8	1.0	0.4	1.8	2.5							
Avg. Stride Freq. [Hz]	2.4	2.5	2.4	2.4	2.4	2.4							
Avg. Stride Length [m]	6.3	7.5	7.6	7.3	7.0	6.9							





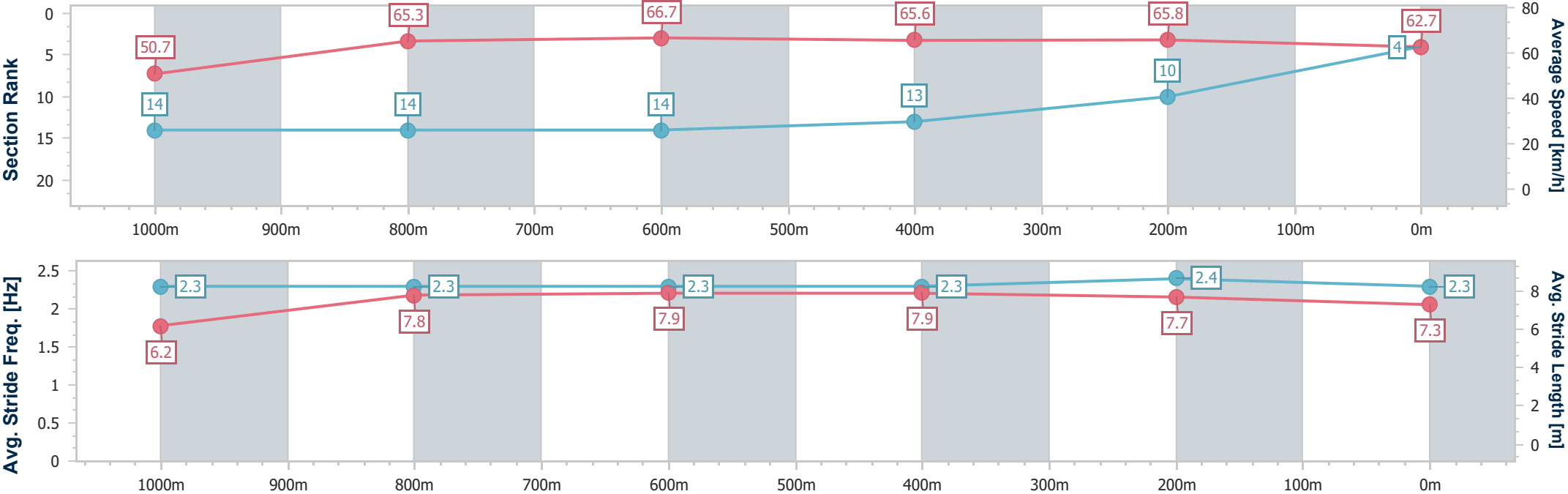
Horse/Jockey Name	Heavenly Impact
Final Rank	4
Fastest Section Time (Section)	0:10.85 (800m)
Top Speed [km/h] (Section)	67.0 (800m)
Race State	Finished



Aquis Park Gold CoastProfessional  
Race 10: MAGIC MILLIONS CLASS 6 PLATE - 1200m  
17 January 2026 - 17:57  
Track Rating: Good 4, Weather: Overcast, Rail Position: +2m Entire



Section	Overall	1000m	800m	600m	400m	200m							
Section Times	1:09.68 [4] (0:14.24)	0:55.44 [14] (0:11.11)	0:44.33 [14] (0:10.85)	0:33.48 [14] (0:11.05)	0:22.43 [13] (0:10.99)	0:11.44 [10] (0:11.44)							
Average Speed [km/h]	50.7	65.3	66.7	65.6	65.8	62.7							
Top Speed [km/h]	66.0	66.4	67.0	66.3	66.3	64.9							
Avg. Dist. to Rail [m]	3.2	2.1	1.6	1.2	3.7	5.1							
Avg. Stride Freq. [Hz]	2.3	2.3	2.3	2.3	2.4	2.3							
Avg. Stride Length [m]	6.2	7.8	7.9	7.9	7.7	7.3							





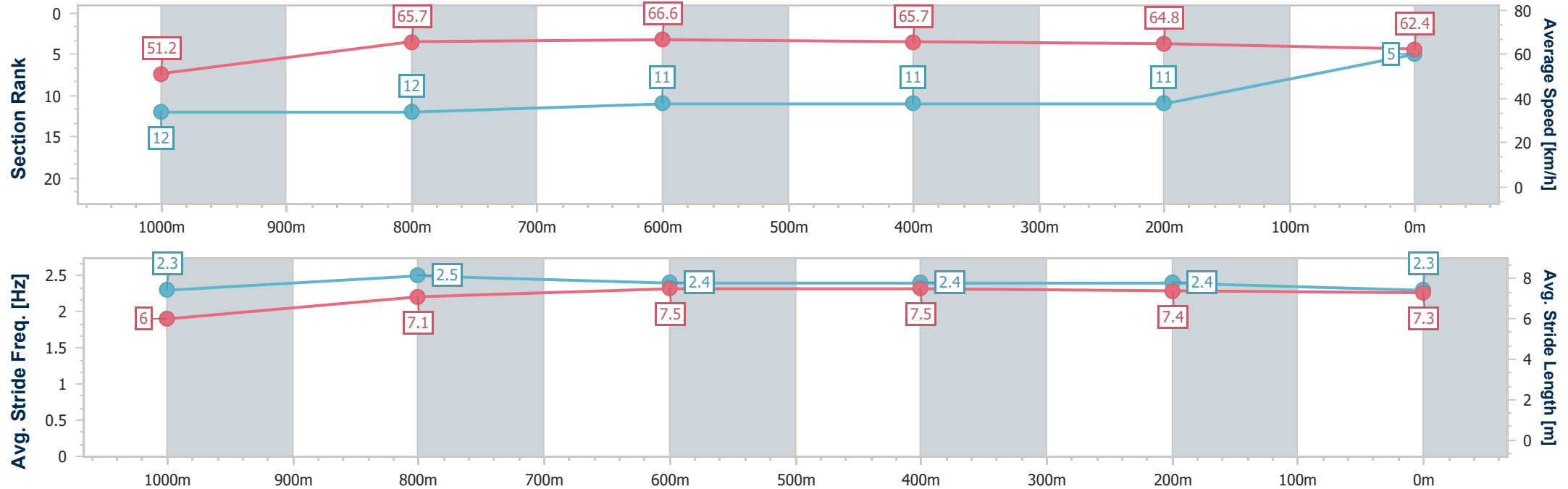
Horse/Jockey Name	John Rambo
Final Rank	5
Fastest Section Time (Section)	0:10.89 (800m)
Top Speed [km/h] (Section)	67.4 (800m)
Race State	Finished



Aquis Park Gold CoastProfessional  
Race 10: MAGIC MILLIONS CLASS 6 PLATE - 1200m  
17 January 2026 - 17:57  
Track Rating: Good 4, Weather: Overcast, Rail Position: +2m Entire



Section	Overall	1000m	800m	600m	400m	200m							
Section Times	1:09.76 [5] (0:14.07)	0:55.69 [12] (0:11.06)	0:44.63 [12] (0:10.89)	0:33.74 [11] (0:11.07)	0:22.67 [11] (0:11.18)	0:11.49 [11] (0:11.49)							
Average Speed [km/h]	51.2	65.7	66.6	65.7	64.8	62.4							
Top Speed [km/h]	66.7	66.7	67.4	66.7	65.6	63.0							
Avg. Dist. to Rail [m]	6.4	2.4	2.2	1.6	2.3	1.8							
Avg. Stride Freq. [Hz]	2.3	2.5	2.4	2.4	2.4	2.3							
Avg. Stride Length [m]	6.0	7.1	7.5	7.5	7.4	7.3							





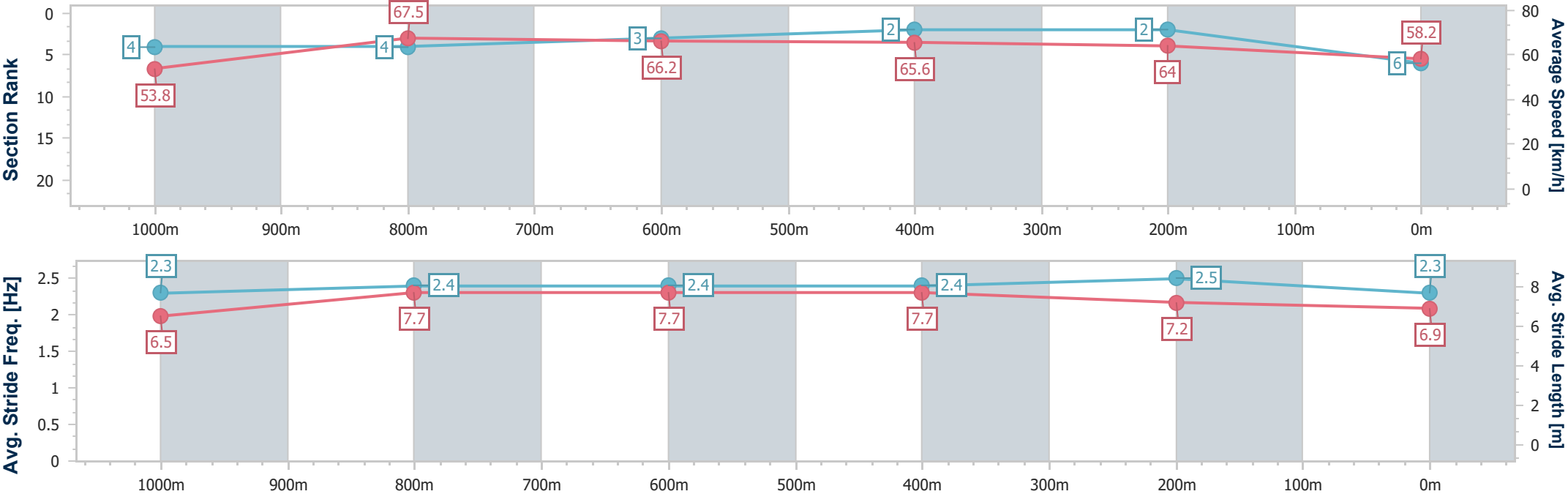
Horse/Jockey Name	Miss Personality
Final Rank	6
Fastest Section Time (Section)	0:10.73 (1000m)
Top Speed [km/h] (Section)	68.1 (1000m)
Race State	Finished



Aquis Park Gold CoastProfessional  
Race 10: MAGIC MILLIONS CLASS 6 PLATE - 1200m  
17 January 2026 - 17:57  
Track Rating: Good 4, Weather: Overcast, Rail Position: +2m Entire



Section	Overall	1000m	800m	600m	400m	200m							
Section Times	1:09.77 [6] (0:13.42)	0:56.35 [4] (0:10.73)	0:45.62 [4] (0:10.87)	0:34.75 [3] (0:11.10)	0:23.65 [2] (0:11.30)	0:12.35 [2] (0:12.35)							
Average Speed [km/h]	53.8	67.5	66.2	65.6	64.0	58.2							
Top Speed [km/h]	67.6	68.1	68.1	66.2	64.9	62.4							
Avg. Dist. to Rail [m]	4.3	1.5	1.0	1.1	3.2	2.4							
Avg. Stride Freq. [Hz]	2.3	2.4	2.4	2.4	2.5	2.3							
Avg. Stride Length [m]	6.5	7.7	7.7	7.7	7.2	6.9							





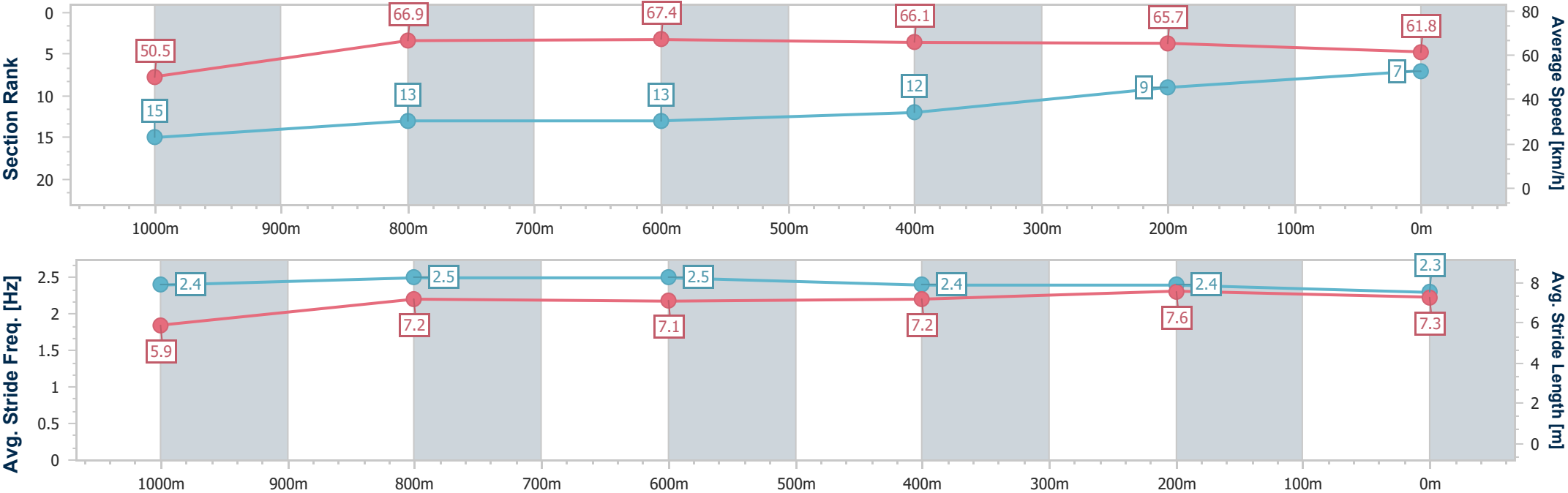
Horse/Jockey Name	Zoubaby
Final Rank	7
Fastest Section Time (Section)	0:10.79 (800m)
Top Speed [km/h] (Section)	69.0 (800m)
Race State	Finished



Aquis Park Gold CoastProfessional  
Race 10: MAGIC MILLIONS CLASS 6 PLATE - 1200m  
17 January 2026 - 17:57  
Track Rating: Good 4, Weather: Overcast, Rail Position: +2m Entire



Section	Overall	1000m	800m	600m	400m	200m								
Section Times	1:09.79 [7] (0:14.35)	0:55.44 [15] (0:10.92)	0:44.52 [13] (0:10.79)	0:33.73 [13] (0:11.04)	0:22.69 [12] (0:11.01)	0:11.68 [9] (0:11.68)								
Average Speed [km/h]	50.5	66.9	67.4	66.1	65.7	61.8								
Top Speed [km/h]	66.6	67.8	69.0	66.4	67.2	63.6								
Avg. Dist. to Rail [m]	9.1	3.0	2.5	2.5	4.5	4.3								
Avg. Stride Freq. [Hz]	2.4	2.5	2.5	2.4	2.4	2.3								
Avg. Stride Length [m]	5.9	7.2	7.1	7.2	7.6	7.3								





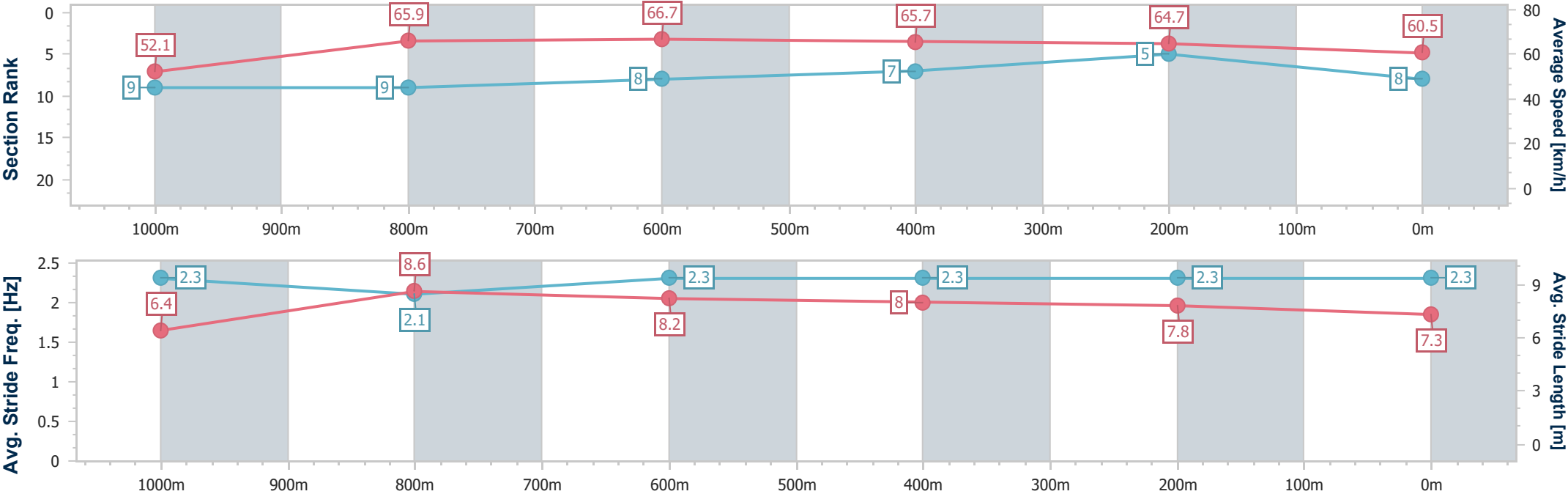
Horse/Jockey Name	Ser Joh
Final Rank	8
Fastest Section Time (Section)	0:10.81 (800m)
Top Speed [km/h] (Section)	67.5 (800m)
Race State	Finished



Aquis Park Gold CoastProfessional  
Race 10: MAGIC MILLIONS CLASS 6 PLATE - 1200m  
17 January 2026 - 17:57  
Track Rating: Good 4, Weather: Overcast, Rail Position: +2m Entire



Section	Overall	1000m	800m	600m	400m	200m							
Section Times	1:09.80 [8] (0:13.83)	0:55.97 [9] (0:11.04)	0:44.93 [9] (0:10.81)	0:34.12 [8] (0:11.03)	0:23.09 [7] (0:11.19)	0:11.90 [5] (0:11.90)							
Average Speed [km/h]	52.1	65.9	66.7	65.7	64.7	60.5							
Top Speed [km/h]	66.1	67.0	67.5	67.0	65.6	65.2							
Avg. Dist. to Rail [m]	5.2	2.3	1.0	1.5	5.2	6.9							
Avg. Stride Freq. [Hz]	2.3	2.1	2.3	2.3	2.3	2.3							
Avg. Stride Length [m]	6.4	8.6	8.2	8.0	7.8	7.3							





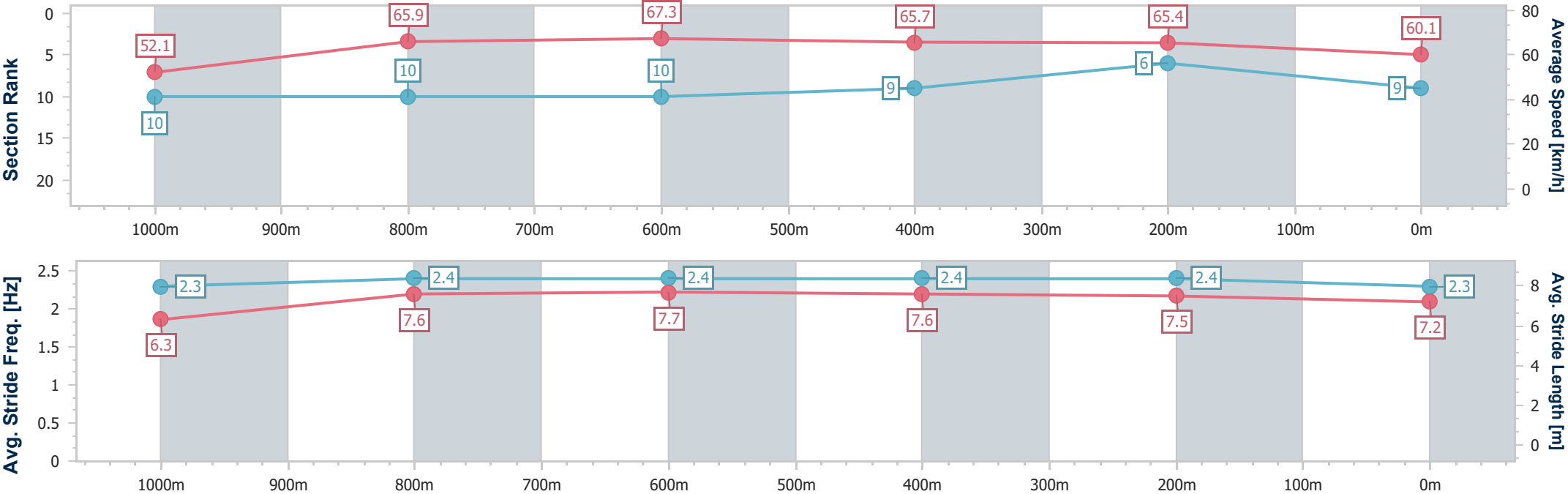
Horse/Jockey Name	Fleetwood
Final Rank	9
Fastest Section Time (Section)	0:10.83 (800m)
Top Speed [km/h] (Section)	68.1 (800m)
Race State	Finished



Aquis Park Gold CoastProfessional  
Race 10: MAGIC MILLIONS CLASS 6 PLATE - 1200m  
17 January 2026 - 17:57  
Track Rating: Good 4, Weather: Overcast, Rail Position: +2m Entire



Section	Overall	1000m	800m	600m	400m	200m							
Section Times	1:09.90 [9] (0:13.88)	0:56.02 [10] (0:11.12)	0:44.90 [10] (0:10.83)	0:34.07 [10] (0:11.06)	0:23.01 [9] (0:11.04)	0:11.97 [6] (0:11.97)							
Average Speed [km/h]	52.1	65.9	67.3	65.7	65.4	60.1							
Top Speed [km/h]	65.1	67.9	68.1	67.1	66.4	63.5							
Avg. Dist. to Rail [m]	10.2	3.9	3.2	2.0	2.1	1.1							
Avg. Stride Freq. [Hz]	2.3	2.4	2.4	2.4	2.4	2.3							
Avg. Stride Length [m]	6.3	7.6	7.7	7.6	7.5	7.2							





Horse/Jockey Name	Cash
Final Rank	10
Fastest Section Time (Section)	0:10.61 (400m)
Top Speed [km/h] (Section)	68.8 (400m)
Race State	Finished

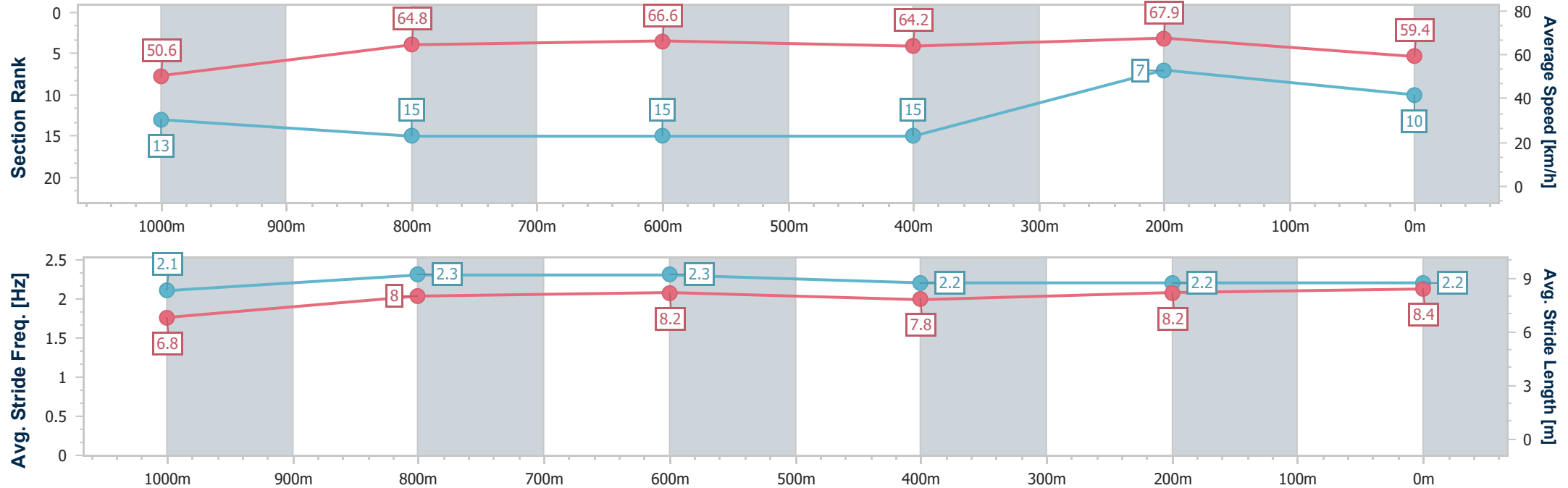


Aquis Park Gold CoastProfessional  
Race 10: MAGIC MILLIONS CLASS 6 PLATE - 1200m



17 January 2026 - 17:57  
Track Rating: Good 4, Weather: Overcast, Rail Position: +2m Entire

Section	Overall	1000m	800m	600m	400m	200m								
Section Times	1:10.19 [10] (0:14.23)	0:55.96 [13] (0:11.15)	0:44.81 [15] (0:10.87)	0:33.94 [15] (0:11.18)	0:22.76 [15] (0:10.61)	0:12.15 [7] (0:12.15)								
Average Speed [km/h]	50.6	64.8	66.6	64.2	67.9	59.4								
Top Speed [km/h]	66.4	66.5	67.6	65.8	68.8	61.9								
Avg. Dist. to Rail [m]	2.5	1.0	0.6	0.6	3.2	6.8								
Avg. Stride Freq. [Hz]	2.1	2.3	2.3	2.2	2.2	2.2								
Avg. Stride Length [m]	6.8	8.0	8.2	7.8	8.2	8.4								





Horse/Jockey Name	Sydney Bowler
Final Rank	11
Fastest Section Time (Section)	0:10.92 (800m)
Top Speed [km/h] (Section)	67.2 (800m)
Race State	Finished

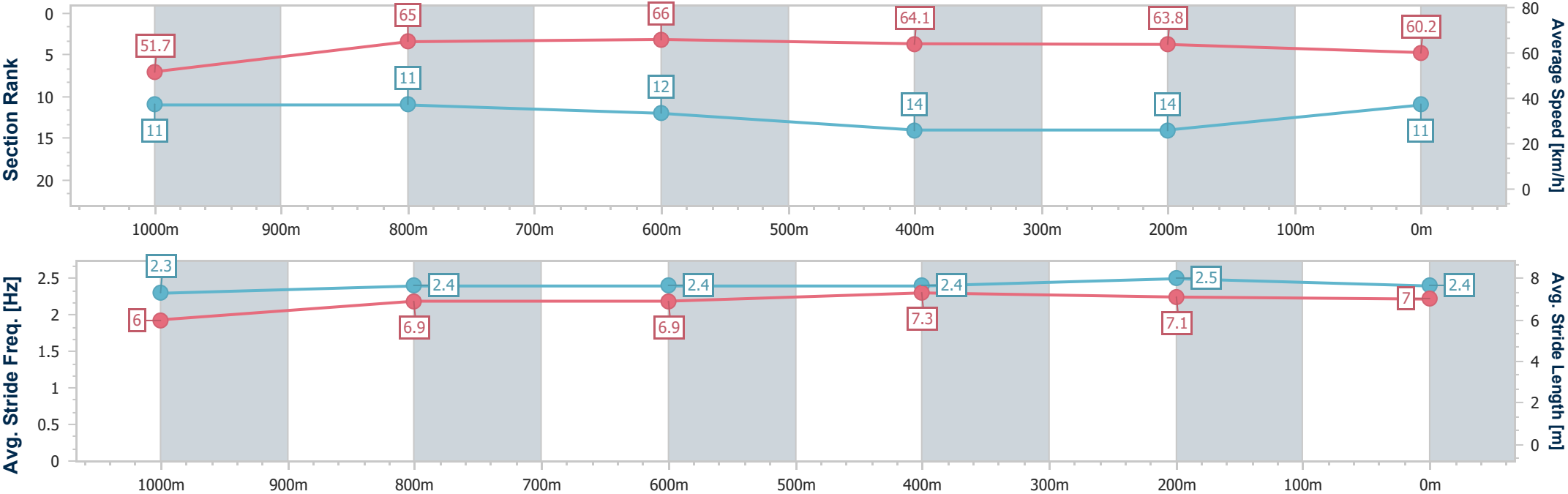


Aquis Park Gold CoastProfessional  
Race 10: MAGIC MILLIONS CLASS 6 PLATE - 1200m



17 January 2026 - 17:57  
Track Rating: Good 4, Weather: Overcast, Rail Position: +2m Entire

Section	Overall	1000m	800m	600m	400m	200m							
Section Times	1:10.55 [11] (0:13.98)	0:56.57 [11] (0:11.12)	0:45.45 [11] (0:10.92)	0:34.53 [12] (0:11.25)	0:23.28 [14] (0:11.30)	0:11.98 [14] (0:11.98)							
Average Speed [km/h]	51.7	65.0	66.0	64.1	63.8	60.2							
Top Speed [km/h]	66.1	66.2	67.2	66.0	64.7	61.8							
Avg. Dist. to Rail [m]	1.5	1.3	0.8	0.4	1.7	3.4							
Avg. Stride Freq. [Hz]	2.3	2.4	2.4	2.4	2.5	2.4							
Avg. Stride Length [m]	6.0	6.9	6.9	7.3	7.1	7.0							





Horse/Jockey Name	Heroic Miss
Final Rank	12
Fastest Section Time (Section)	0:10.76 (1000m)
Top Speed [km/h] (Section)	67.6 (1000m)
Race State	Finished

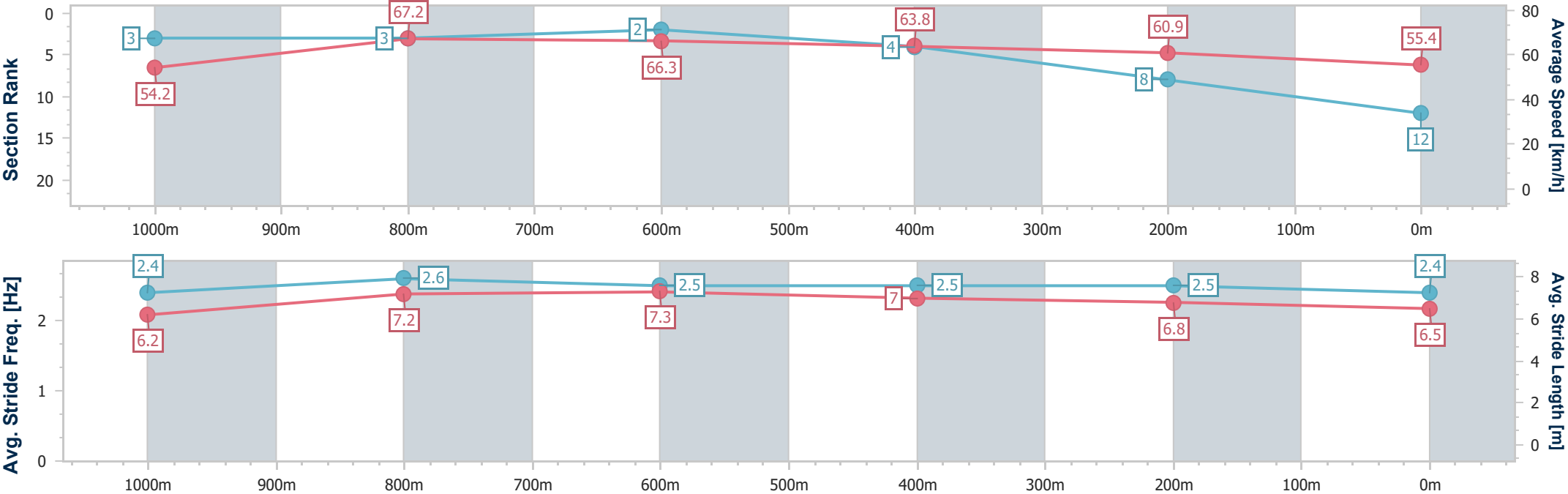


Aquis Park Gold CoastProfessional  
Race 10: MAGIC MILLIONS CLASS 6 PLATE - 1200m



17 January 2026 - 17:57  
Track Rating: Good 4, Weather: Overcast, Rail Position: +2m Entire

Section	Overall	1000m	800m	600m	400m	200m								
Section Times	1:11.10 [12] (0:13.31)	0:57.79 [3] (0:10.76)	0:47.03 [3] (0:10.91)	0:36.12 [2] (0:11.32)	0:24.80 [4] (0:11.81)	0:12.99 [8] (0:12.99)								
Average Speed [km/h]	54.2	67.2	66.3	63.8	60.9	55.4								
Top Speed [km/h]	67.0	67.6	67.3	64.9	62.2	58.9								
Avg. Dist. to Rail [m]	2.7	1.1	1.3	0.8	0.5	1.3								
Avg. Stride Freq. [Hz]	2.4	2.6	2.5	2.5	2.5	2.4								
Avg. Stride Length [m]	6.2	7.2	7.3	7.0	6.8	6.5								





Horse/Jockey Name	Bine
Final Rank	13
Fastest Section Time (Section)	0:10.92 (800m)
Top Speed [km/h] (Section)	67.7 (800m)
Race State	Finished

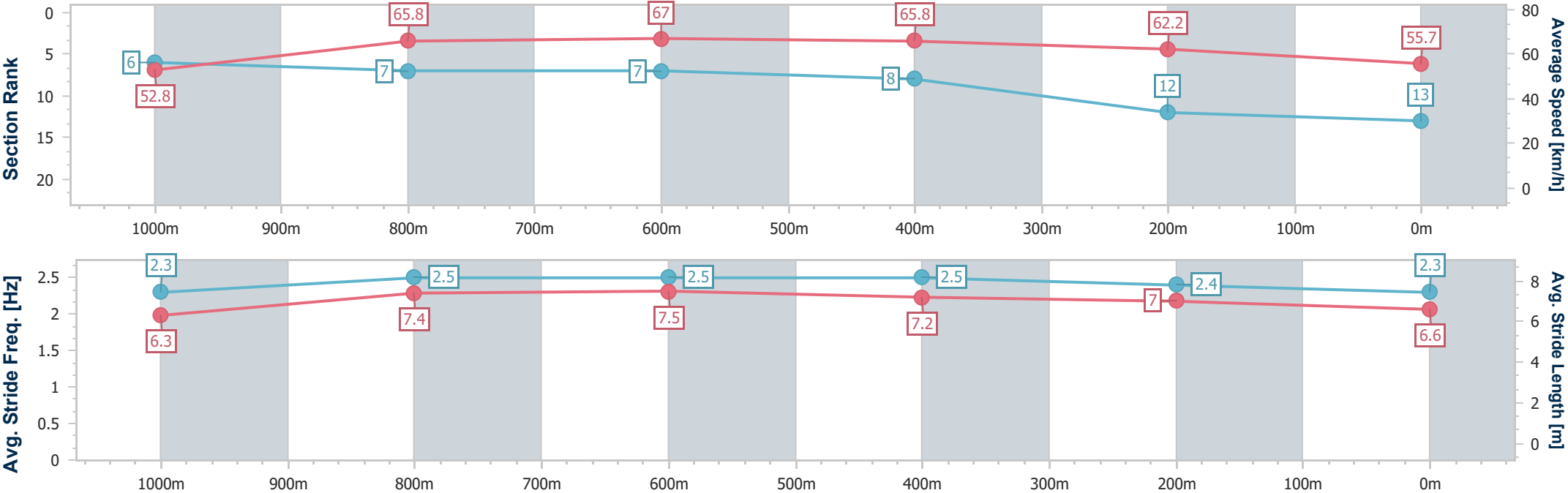


Aquis Park Gold CoastProfessional  
Race 10: MAGIC MILLIONS CLASS 6 PLATE - 1200m



17 January 2026 - 17:57  
Track Rating: Good 4, Weather: Overcast, Rail Position: +2m Entire

Section	Overall	1000m	800m	600m	400m	200m								
Section Times	1:11.25 [13] (0:13.63)	0:57.62 [6] (0:11.07)	0:46.55 [7] (0:10.92)	0:35.63 [7] (0:11.11)	0:24.52 [8] (0:11.59)	0:12.93 [12] (0:12.93)								
Average Speed [km/h]	52.8	65.8	67.0	65.8	62.2	55.7								
Top Speed [km/h]	66.7	66.7	67.7	66.5	64.3	60.9								
Avg. Dist. to Rail [m]	6.2	2.9	3.4	2.7	5.3	6.3								
Avg. Stride Freq. [Hz]	2.3	2.5	2.5	2.5	2.4	2.3								
Avg. Stride Length [m]	6.3	7.4	7.5	7.2	7.0	6.6								





Horse/Jockey Name	Delexo
Final Rank	14
Fastest Section Time (Section)	0:10.87 (1000m)
Top Speed [km/h] (Section)	67.6 (Overall)
Race State	Finished

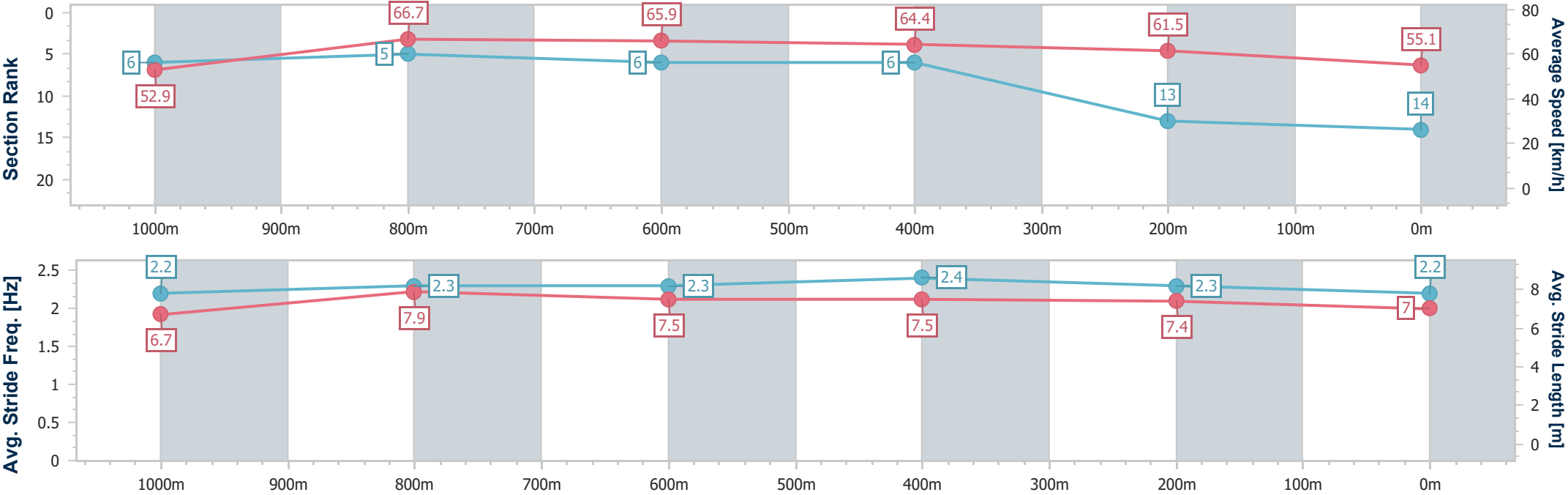


Aquis Park Gold CoastProfessional  
Race 10: MAGIC MILLIONS CLASS 6 PLATE - 1200m



17 January 2026 - 17:57  
Track Rating: Good 4, Weather: Overcast, Rail Position: +2m Entire

Section	Overall	1000m	800m	600m	400m	200m							
Section Times	1:11.36 [14] (0:13.63)	0:57.73 [6] (0:10.87)	0:46.86 [5] (0:10.93)	0:35.93 [6] (0:11.16)	0:24.77 [6] (0:11.74)	0:13.03 [13] (0:13.03)							
Average Speed [km/h]	52.9	66.7	65.9	64.4	61.5	55.1							
Top Speed [km/h]	67.6	67.6	66.8	65.3	63.1	58.2							
Avg. Dist. to Rail [m]	0.6	0.9	0.6	0.4	1.1	2.7							
Avg. Stride Freq. [Hz]	2.2	2.3	2.3	2.4	2.3	2.2							
Avg. Stride Length [m]	6.7	7.9	7.5	7.5	7.4	7.0							





Horse/Jockey Name	Silentsar
Final Rank	15
Fastest Section Time (Section)	0:10.95 (800m)
Top Speed [km/h] (Section)	66.8 (1000m)
Race State	Finished



Aquis Park Gold CoastProfessional  
Race 10: MAGIC MILLIONS CLASS 6 PLATE - 1200m  
17 January 2026 - 17:57  
Track Rating: Good 4, Weather: Overcast, Rail Position: +2m Entire



Section	Overall	1000m	800m	600m	400m	200m								
Section Times	1:11.72 [15] (0:13.73)	0:57.99 [8] (0:11.07)	0:46.92 [8] (0:10.95)	0:35.97 [9] (0:11.26)	0:24.71 [10] (0:11.60)	0:13.11 [15] (0:13.11)								
Average Speed [km/h]	52.6	65.3	65.9	63.8	62.0	55.1								
Top Speed [km/h]	65.8	66.8	66.8	65.0	63.3	59.1								
Avg. Dist. to Rail [m]	2.8	1.7	0.9	0.4	0.2	1.5								
Avg. Stride Freq. [Hz]	2.4	2.4	2.4	2.5	2.5	2.3								
Avg. Stride Length [m]	6.0	7.2	7.1	7.0	6.9	6.7								

