



**DoombenProfessional**  
**Race 1: BECOME A BRC MEMBER QTIS Two-Year-Old Maiden Plate - 1110m**  
**17 January 2026 - 12:50**



Track Rating: Good 4, Weather: Overcast, Rail Position: +5m Entire

Section					Overall	1000m	800m	600m	400m	200m	Last 600m			
Field Times					1:04.44 (0:08.74)	0:55.70 (0:10.62)	0:45.08 (0:10.97)	0:34.11 (0:11.32)	0:22.79 (0:11.10)	0:11.69 (0:11.69)	0:34.11			
Rank	TAB	Horse/Jockey	Barrier	Top Speed [km/h]	Fastest Section							Margin	Distance Travelled [m]	
1	1	AREPRICE	4	68.5	0:08.97	1:04.44 [1]	0:55.47 [3]	0:44.84 [2]	0:33.93 [2]	0:22.67 [2]	0:11.69 [1]	1:04.44	0:33.93	
		Harrison Shaw		1000m	Overall	(0:08.97)	(0:10.63)	(0:10.91)	(0:11.26)	(0:10.98)	(0:11.69)			
2	8	I'LLTELLYOUANYTIME	3	67.1	0:08.96	1:05.31 [2]	0:56.35 [2]	0:45.42 [3]	0:34.56 [3]	0:23.36 [3]	0:12.10 [2]	5.1L	0:34.56	+0
		Brandon Lerena		1000m	Overall	(0:08.96)	(0:10.93)	(0:10.86)	(0:11.20)	(0:11.26)	(0:12.10)			
3	9	NIFTY'S TREASURE	2	66.1	0:09.05	1:05.75 [3]	0:56.70 [5]	0:45.60 [5]	0:34.56 [5]	0:23.42 [4]	0:12.12 [4]	7.68L	0:34.56	+1
		Olivia Webb		800m	Overall	(0:09.05)	(0:11.10)	(0:11.04)	(0:11.14)	(0:11.30)	(0:12.12)			
4	3	HARRY'S MODE	8	69.0	0:08.74	1:05.82 [4]	0:57.08 [1]	0:46.46 [1]	0:35.49 [1]	0:24.17 [1]	0:12.61 [2]	8.08L	0:35.49	+3
		Corey Sutherland		1000m	Overall	(0:08.74)	(0:10.62)	(0:10.97)	(0:11.32)	(0:11.56)	(0:12.61)			
5	11	YELLOW CRATE	1	66.2	0:09.19	1:05.84 [5]	0:56.65 [7]	0:45.46 [8]	0:34.51 [6]	0:23.29 [6]	0:12.12 [5]	8.21L	0:34.51	+3
		Adin Thompson		800m	Overall	(0:09.19)	(0:11.19)	(0:10.95)	(0:11.22)	(0:11.17)	(0:12.12)			
6	6	CINCHICATED	5	66.9	0:09.01	1:07.33 [6]	0:58.32 [4]	0:47.28 [4]	0:36.17 [4]	0:24.83 [5]	0:13.01 [7]	17.02L	0:36.17	+6
		Cody Collis		1000m	Overall	(0:09.01)	(0:11.04)	(0:11.11)	(0:11.34)	(0:11.82)	(0:13.01)			
7	4	SLIPPIN' AWAY	7	66.1	0:09.19	1:07.68 [7]	0:58.49 [6]	0:47.36 [7]	0:36.32 [7]	0:25.10 [7]	0:13.38 [6]	19.07L	0:36.32	+10
		Damien Thornton		1000m	Overall	(0:09.19)	(0:11.13)	(0:11.04)	(0:11.22)	(0:11.72)	(0:13.38)			
8	7	DOLLVADER	6	66.1	0:09.20	1:08.95 [8]	0:59.75 [8]	0:48.65 [6]	0:37.44 [8]	0:25.96 [8]	0:13.86 [8]	26.5L	0:37.44	+5
		Karl Zechner		1000m	Overall	(0:09.20)	(0:11.10)	(0:11.21)	(0:11.48)	(0:12.10)	(0:13.86)			

Scratched: Echo Zulu (#2), Adora Djon's (#5), Sweet Rebellion (#10)



Horse/Jockey Name	Areprice
Final Rank	1
Fastest Section Time (Section)	0:08.97 (Overall)
Top Speed [km/h] (Section)	68.5 (1000m)
Race State	Finished

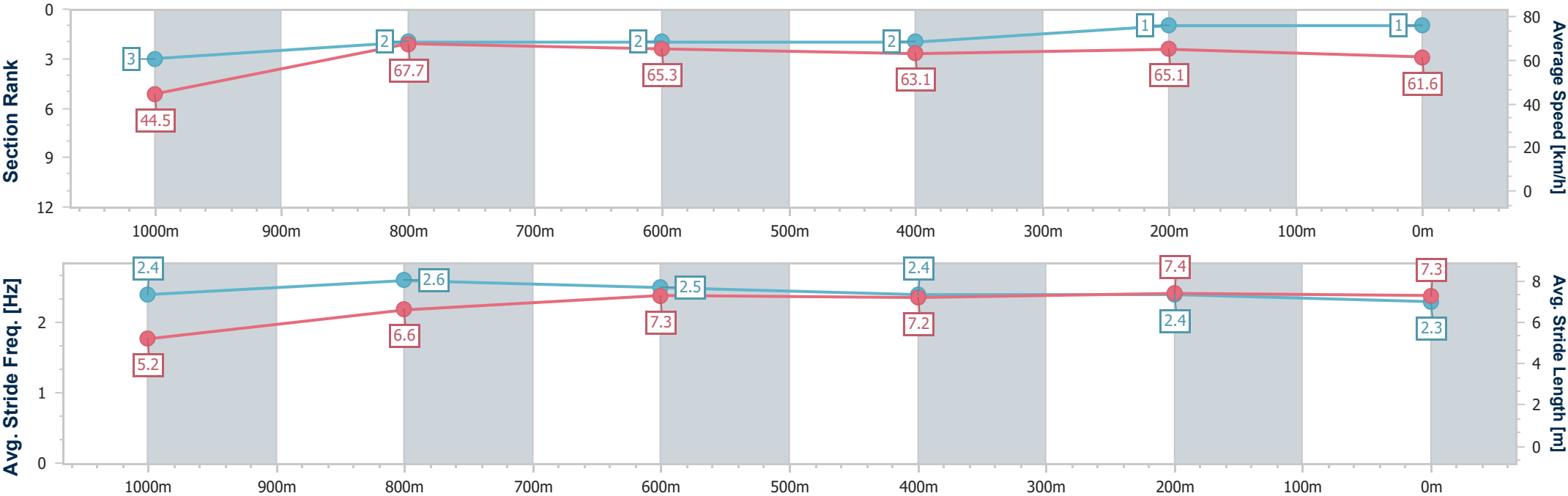


DoombenProfessional  
Race 1: BECOME A BRC MEMBER QTIS Two-Year-Old Maiden  
Plate - 1110m  
17 January 2026 - 12:50  
Track Rating: Good 4, Weather: Overcast, Rail Position: +5m Entire



BRISBANE  
RACING CLUB

Section	Overall	1000m	800m	600m	400m	200m								
Section Times	1:04.44 [1] (0:08.97)	0:55.47 [3] (0:10.63)	0:44.84 [2] (0:10.91)	0:33.93 [2] (0:11.26)	0:22.67 [2] (0:10.98)	0:11.69 [1] (0:11.69)								
Average Speed [km/h]	44.5	67.7	65.3	63.1	65.1	61.6								
Top Speed [km/h]	67.1	68.5	67.7	64.1	66.8	65.3								
Avg. Dist. to Rail [m]	4.1	1.3	1.8	2.7	1.7	1.0								
Avg. Stride Freq. [Hz]	2.4	2.6	2.5	2.4	2.4	2.3								
Avg. Stride Length [m]	5.2	6.6	7.3	7.2	7.4	7.3								





Horse/Jockey Name	I'lltellyouanytime
Final Rank	2
Fastest Section Time (Section)	0:08.96 (Overall)
Top Speed [km/h] (Section)	67.1 (1000m)
Race State	Finished

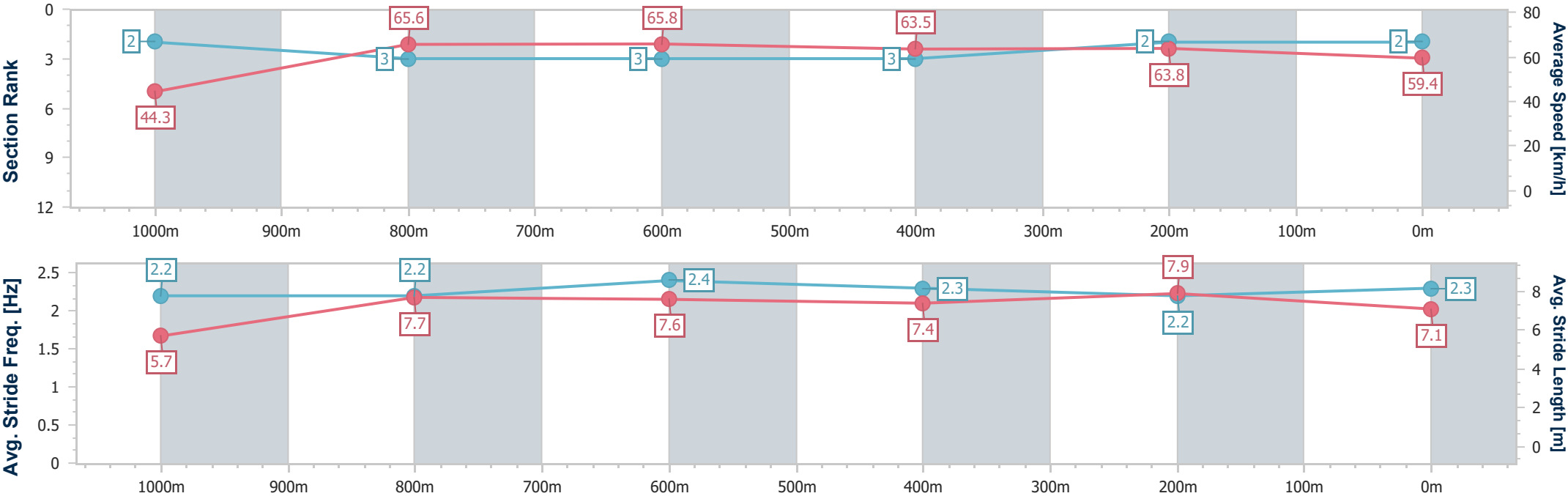


DoombenProfessional  
Race 1: BECOME A BRC MEMBER QTIS Two-Year-Old Maiden  
Plate - 1110m  
17 January 2026 - 12:50  
Track Rating: Good 4, Weather: Overcast, Rail Position: +5m Entire



BRISBANE  
RACING CLUB

Section	Overall	1000m	800m	600m	400m	200m								
Section Times	1:05.31 [2] (0:08.96)	0:56.35 [2] (0:10.93)	0:45.42 [3] (0:10.86)	0:34.56 [3] (0:11.20)	0:23.36 [3] (0:11.26)	0:12.10 [2] (0:12.10)								
Average Speed [km/h]	44.3	65.6	65.8	63.5	63.8	59.4								
Top Speed [km/h]	64.3	67.1	66.7	64.9	64.6	61.9								
Avg. Dist. to Rail [m]	2.3	0.8	1.8	1.9	1.0	0.5								
Avg. Stride Freq. [Hz]	2.2	2.2	2.4	2.3	2.2	2.3								
Avg. Stride Length [m]	5.7	7.7	7.6	7.4	7.9	7.1								





Horse/Jockey Name	Nifty's Treasure
Final Rank	3
Fastest Section Time (Section)	0:09.05 (Overall)
Top Speed [km/h] (Section)	66.1 (800m)
Race State	Finished

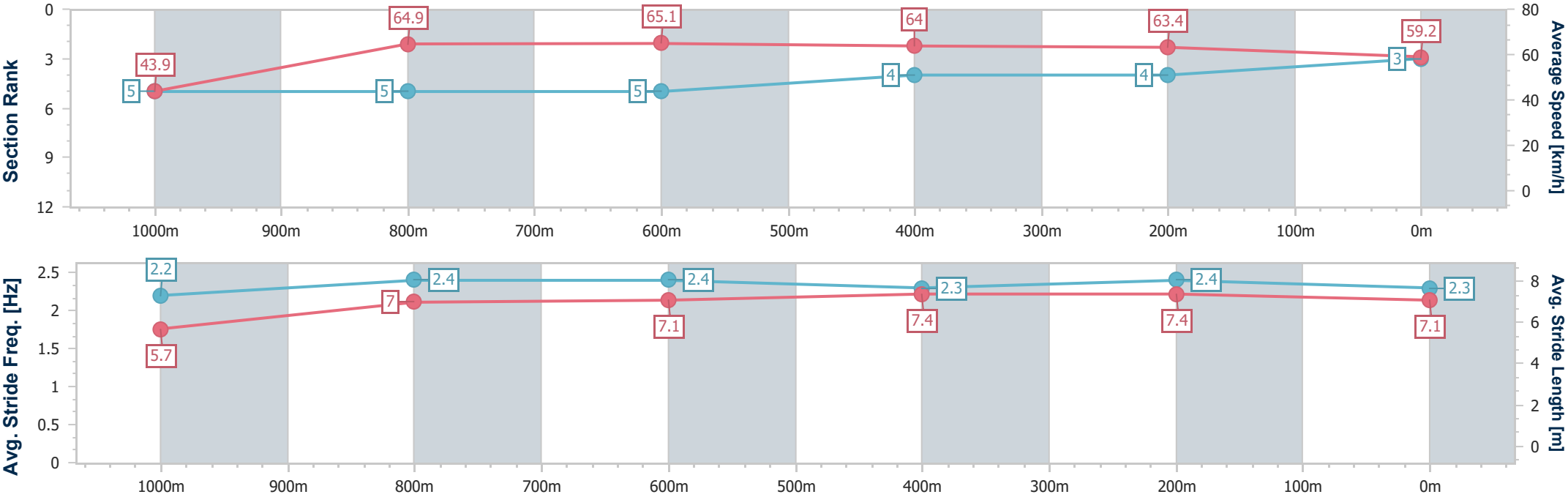


DoombenProfessional  
Race 1: BECOME A BRC MEMBER QTIS Two-Year-Old Maiden  
Plate - 1110m  
17 January 2026 - 12:50  
Track Rating: Good 4, Weather: Overcast, Rail Position: +5m Entire



BRISBANE  
RACING CLUB

Section	Overall	1000m	800m	600m	400m	200m								
Section Times	1:05.75 [3] (0:09.05)	0:56.70 [5] (0:11.10)	0:45.60 [5] (0:11.04)	0:34.56 [5] (0:11.14)	0:23.42 [4] (0:11.30)	0:12.12 [4] (0:12.12)								
Average Speed [km/h]	43.9	64.9	65.1	64.0	63.4	59.2								
Top Speed [km/h]	64.1	65.7	66.1	64.9	64.2	62.1								
Avg. Dist. to Rail [m]	1.7	1.4	0.6	2.0	2.2	0.9								
Avg. Stride Freq. [Hz]	2.2	2.4	2.4	2.3	2.4	2.3								
Avg. Stride Length [m]	5.7	7.0	7.1	7.4	7.4	7.1								





Horse/Jockey Name	Harry's Mode
Final Rank	4
Fastest Section Time (Section)	0:08.74 (Overall)
Top Speed [km/h] (Section)	69.0 (1000m)
Race State	Finished

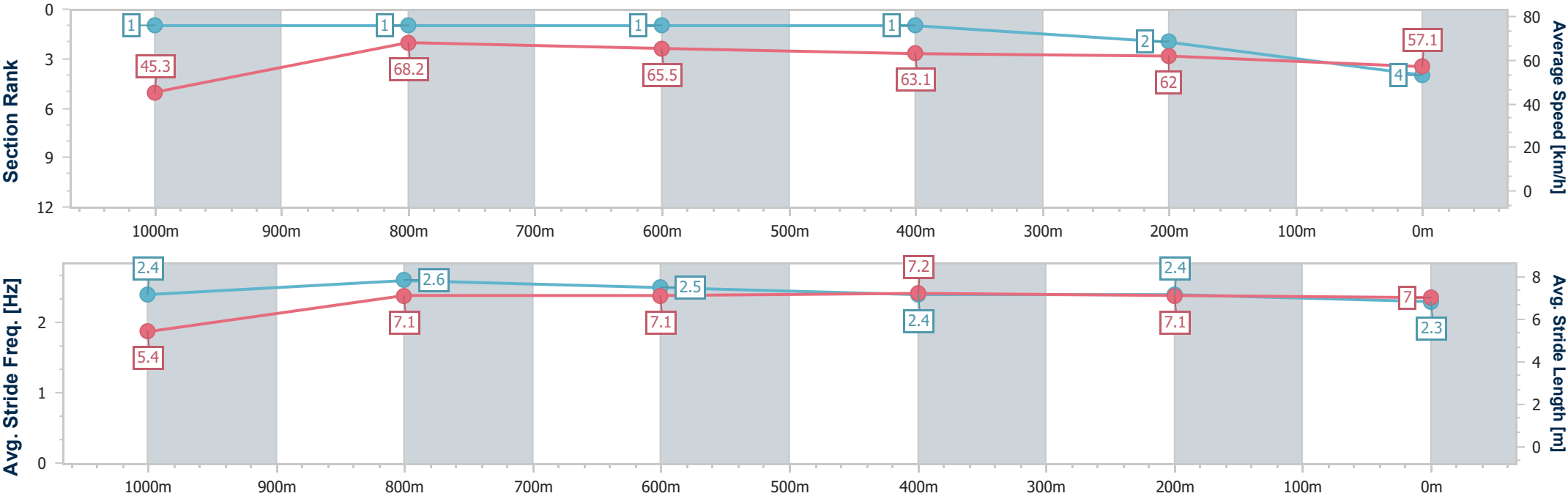


DoombenProfessional  
Race 1: BECOME A BRC MEMBER QTIS Two-Year-Old Maiden  
Plate - 1110m  
17 January 2026 - 12:50  
Track Rating: Good 4, Weather: Overcast, Rail Position: +5m Entire



BRISBANE  
RACING CLUB

Section	Overall	1000m	800m	600m	400m	200m								
Section Times	1:05.82 [4] (0:08.74)	0:57.08 [1] (0:10.62)	0:46.46 [1] (0:10.97)	0:35.49 [1] (0:11.32)	0:24.17 [1] (0:11.56)	0:12.61 [2] (0:12.61)								
Average Speed [km/h]	45.3	68.2	65.5	63.1	62.0	57.1								
Top Speed [km/h]	67.2	69.0	67.0	63.9	63.3	60.2								
Avg. Dist. to Rail [m]	6.2	2.0	0.5	1.7	1.8	0.6								
Avg. Stride Freq. [Hz]	2.4	2.6	2.5	2.4	2.4	2.3								
Avg. Stride Length [m]	5.4	7.1	7.1	7.2	7.1	7.0								





Horse/Jockey Name	Yellow Crate
Final Rank	5
Fastest Section Time (Section)	0:09.19 (Overall)
Top Speed [km/h] (Section)	66.2 (800m)
Race State	Finished

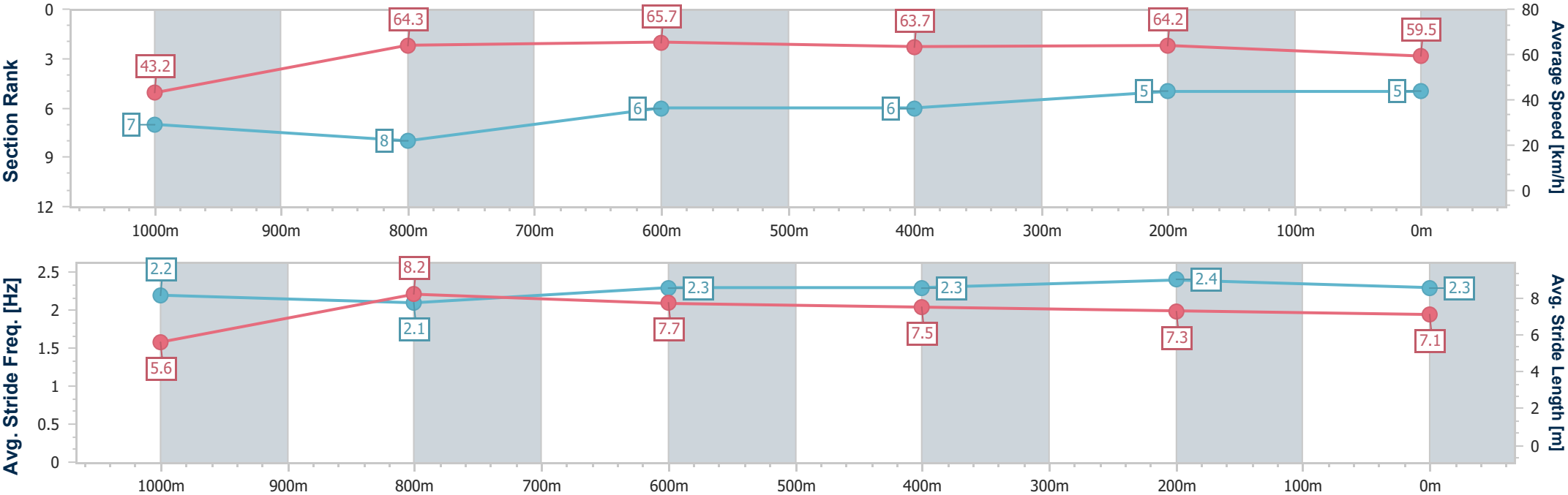


DoombenProfessional  
Race 1: BECOME A BRC MEMBER QTIS Two-Year-Old Maiden  
Plate - 1110m  
17 January 2026 - 12:50  
Track Rating: Good 4, Weather: Overcast, Rail Position: +5m Entire



BRISBANE  
RACING CLUB

Section	Overall	1000m	800m	600m	400m	200m								
Section Times	1:05.84 [5] (0:09.19)	0:56.65 [7] (0:11.19)	0:45.46 [8] (0:10.95)	0:34.51 [6] (0:11.22)	0:23.29 [6] (0:11.17)	0:12.12 [5] (0:12.12)								
Average Speed [km/h]	43.2	64.3	65.7	63.7	64.2	59.5								
Top Speed [km/h]	62.8	65.8	66.2	65.6	65.6	62.7								
Avg. Dist. to Rail [m]	0.5	0.4	0.2	1.0	1.1	2.9								
Avg. Stride Freq. [Hz]	2.2	2.1	2.3	2.3	2.4	2.3								
Avg. Stride Length [m]	5.6	8.2	7.7	7.5	7.3	7.1								





Horse/Jockey Name	Cinchicated
Final Rank	6
Fastest Section Time (Section)	0:09.01 (Overall)
Top Speed [km/h] (Section)	66.9 (1000m)
Race State	Finished

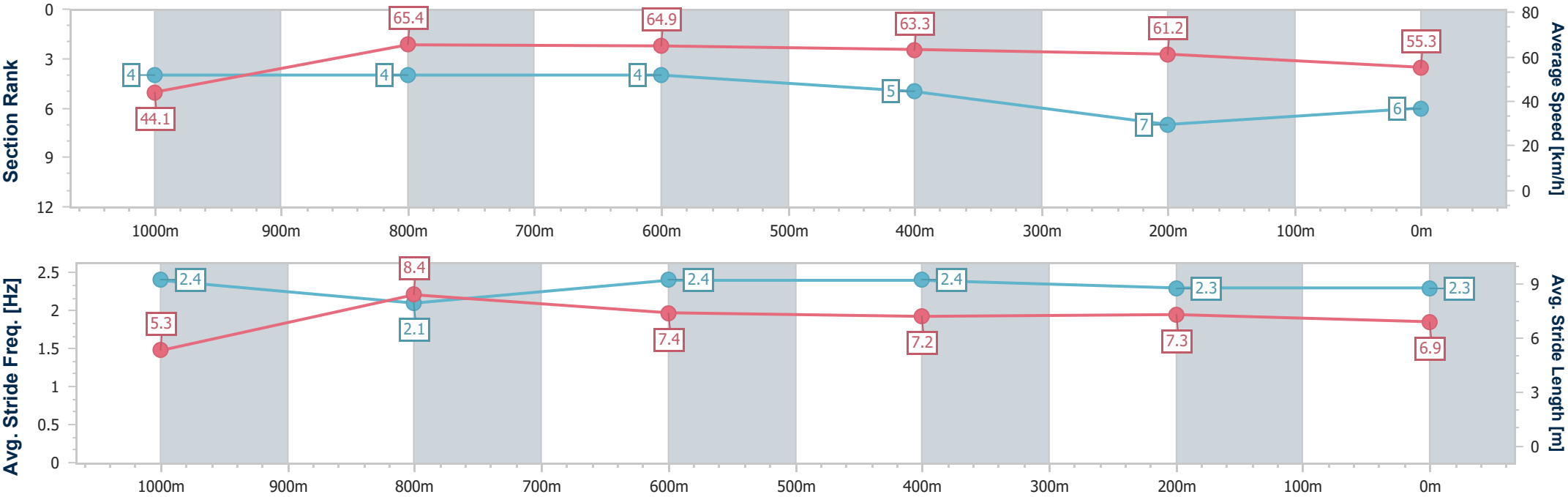


DoombenProfessional  
Race 1: BECOME A BRC MEMBER QTIS Two-Year-Old Maiden  
Plate - 1110m  
17 January 2026 - 12:50  
Track Rating: Good 4, Weather: Overcast, Rail Position: +5m Entire



BRISBANE  
RACING CLUB

Section	Overall	1000m	800m	600m	400m	200m								
Section Times	1:07.33 [6] (0:09.01)	0:58.32 [4] (0:11.04)	0:47.28 [4] (0:11.11)	0:36.17 [4] (0:11.34)	0:24.83 [5] (0:11.82)	0:13.01 [7] (0:13.01)								
Average Speed [km/h]	44.1	65.4	64.9	63.3	61.2	55.3								
Top Speed [km/h]	64.8	66.9	64.9	65.0	61.9	59.8								
Avg. Dist. to Rail [m]	4.6	1.7	0.1	0.4	1.4	0.7								
Avg. Stride Freq. [Hz]	2.4	2.1	2.4	2.4	2.3	2.3								
Avg. Stride Length [m]	5.3	8.4	7.4	7.2	7.3	6.9								





Horse/Jockey Name	Slippin' Away
Final Rank	7
Fastest Section Time (Section)	0:09.19 (Overall)
Top Speed [km/h] (Section)	66.1 (1000m)
Race State	Finished

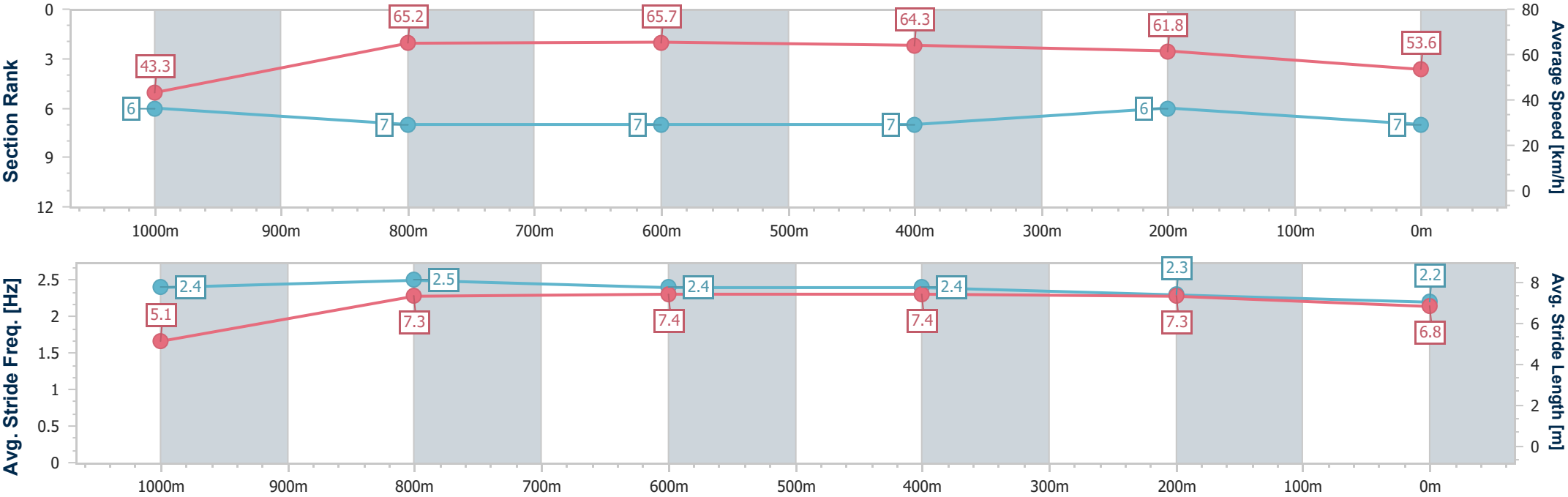


DoombenProfessional  
Race 1: BECOME A BRC MEMBER QTIS Two-Year-Old Maiden  
Plate - 1110m  
17 January 2026 - 12:50  
Track Rating: Good 4, Weather: Overcast, Rail Position: +5m Entire



BRISBANE  
RACING CLUB

Section	Overall	1000m	800m	600m	400m	200m								
Section Times	1:07.68 [7] (0:09.19)	0:58.49 [6] (0:11.13)	0:47.36 [7] (0:11.04)	0:36.32 [7] (0:11.22)	0:25.10 [7] (0:11.72)	0:13.38 [6] (0:13.38)								
Average Speed [km/h]	43.3	65.2	65.7	64.3	61.8	53.6								
Top Speed [km/h]	63.2	66.1	65.7	65.5	63.2	59.4								
Avg. Dist. to Rail [m]	6.8	4.2	1.2	0.6	2.9	3.1								
Avg. Stride Freq. [Hz]	2.4	2.5	2.4	2.4	2.3	2.2								
Avg. Stride Length [m]	5.1	7.3	7.4	7.4	7.3	6.8								







Horse/Jockey Name	Dollvader
Final Rank	8
Fastest Section Time (Section)	0:09.20 (Overall)
Top Speed [km/h] (Section)	66.1 (1000m)
Race State	Finished

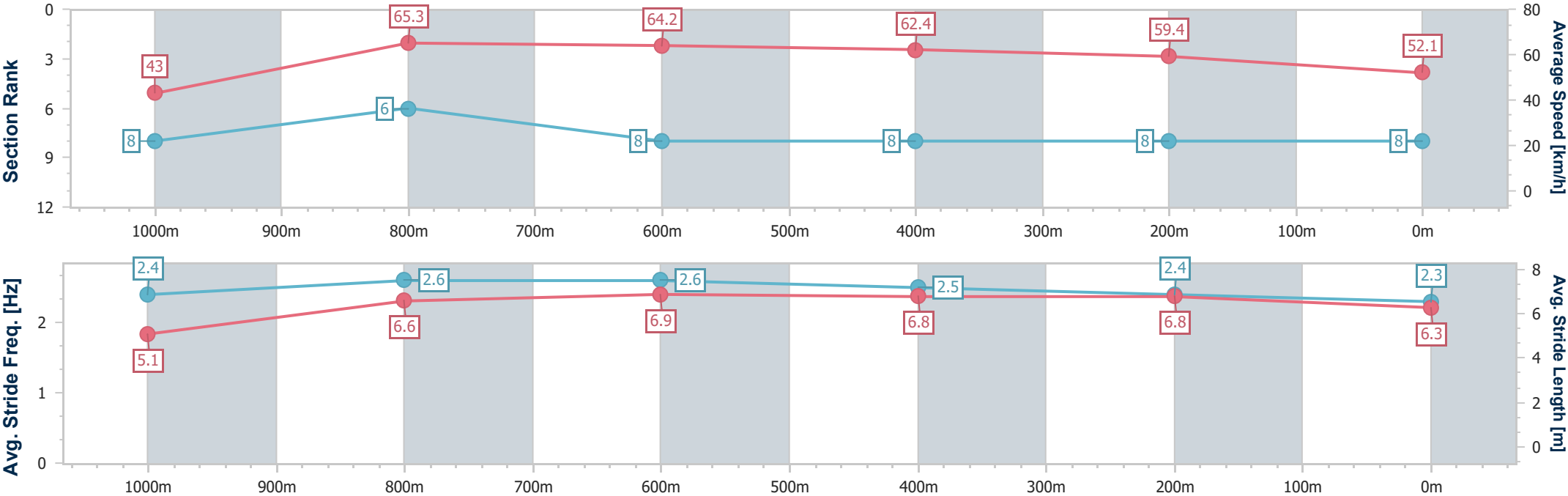


DoombenProfessional  
Race 1: BECOME A BRC MEMBER QTIS Two-Year-Old Maiden  
Plate - 1110m  
17 January 2026 - 12:50  
Track Rating: Good 4, Weather: Overcast, Rail Position: +5m Entire



BRISBANE  
RACING CLUB

Section	Overall	1000m	800m	600m	400m	200m								
Section Times	1:08.95 [8] (0:09.20)	0:59.75 [8] (0:11.10)	0:48.65 [6] (0:11.21)	0:37.44 [8] (0:11.48)	0:25.96 [8] (0:12.10)	0:13.86 [8] (0:13.86)								
Average Speed [km/h]	43.0	65.3	64.2	62.4	59.4	52.1								
Top Speed [km/h]	64.2	66.1	64.7	63.7	61.4	56.0								
Avg. Dist. to Rail [m]	4.8	1.7	0.3	0.7	0.5	1.5								
Avg. Stride Freq. [Hz]	2.4	2.6	2.6	2.5	2.4	2.3								
Avg. Stride Length [m]	5.1	6.6	6.9	6.8	6.8	6.3								



[ ] Ranking at each section and finish  
- - - - - No data available at this section  
NA No data available



**DoombenProfessional**  
**Race 2: GALLOPERS SPORTS CLUB QTIS Three-Year-Old Maiden Plate**  
**- 1630m**

**17 January 2026 - 13:24**



**BRISBANE**  
RACING CLUB

**Track Rating: Good 4, Weather: Overcast, Rail Position: +5m Entire**

Section						Overall	1400m	1200m	1000m	800m	600m	400m	Last 600m		
Field Times						1:40.35 (0:15.62)	1:24.73 (0:12.09)	1:12.64 (0:12.87)	0:59.77 (0:13.13)	0:46.64 (0:12.88)	0:33.76 (0:11.69)	0:22.07 (0:10.83)	0:33.76		
Rank	TAB	Horse/Jockey	Barrier	Top Speed [km/h]	Fastest Section										Distance Travelled [m]
1	13	VERONA AFFAIR	6	67.4	0:10.83	1:40.35 [1]	1:24.73 [1]	1:12.64 [1]	0:59.77 [1]	0:46.64 [1]	0:33.76 [1]	0:22.07 [1]	0:33.76		
		Chelsea Baker		400m	400m	(0:15.62)	(0:12.09)	(0:12.87)	(0:13.13)	(0:12.88)	(0:11.69)	(0:10.83)			
2	2	ARTISTIC ENDEAVOUR	9	67.8	0:10.73	1:40.44 [2]	1:24.78 [2]	1:12.38 [3]	0:59.35 [3]	0:46.26 [3]	0:33.47 [2]	0:21.94 [2]	0:33.47	-2	
		Corey Sutherland		400m	400m	(0:15.66)	(0:12.40)	(0:13.03)	(0:13.09)	(0:12.79)	(0:11.53)	(0:10.73)			
3	10	RED SAMOVAR	4	69.5	0:10.72	1:40.62 [3]	1:24.69 [3]	1:12.58 [2]	0:59.62 [2]	0:46.50 [2]	0:33.56 [3]	0:21.96 [4]	0:33.56	-1	
		Jag Guthmann-Chester		400m	400m	(0:15.93)	(0:12.11)	(0:12.96)	(0:13.12)	(0:12.94)	(0:11.60)	(0:10.72)			
4	5	ENJECTOR	2	67.5	0:10.85	1:40.81 [4]	1:24.61 [5]	1:12.37 [5]	0:59.38 [6]	0:46.34 [6]	0:33.70 [4]	0:22.26 [3]	0:33.70	-1	
		Boris Thornton		400m	400m	(0:16.20)	(0:12.24)	(0:12.99)	(0:13.04)	(0:12.64)	(0:11.44)	(0:10.85)			
5	8	LITTLE MISS CLASSY	1	68.4	0:10.82	1:40.85 [5]	1:24.48 [7]	1:12.39 [6]	0:59.50 [5]	0:46.45 [5]	0:33.68 [6]	0:22.15 [5]	0:33.68	-2	
		Robbie Dolan		400m	400m	(0:16.37)	(0:12.09)	(0:12.89)	(0:13.05)	(0:12.77)	(0:11.53)	(0:10.82)			
6	9	PARADISE AS USUAL	5	67.0	0:11.00	1:41.24 [6]	1:24.94 [6]	1:12.66 [7]	0:59.69 [7]	0:46.64 [7]	0:33.85 [8]	0:22.43 [6]	0:33.85	+1	
		Micheal Hellyer		400m	400m	(0:16.30)	(0:12.28)	(0:12.97)	(0:13.05)	(0:12.79)	(0:11.42)	(0:11.00)			
7	7	CIRQUE DE LA VIE	3	67.0	0:10.82	1:41.25 [7]	1:24.69 [9]	1:12.46 [8]	0:59.51 [8]	0:46.49 [8]	0:33.70 [9]	0:22.19 [8]	0:33.70	-1	
		Adin Thompson		400m	400m	(0:16.56)	(0:12.23)	(0:12.95)	(0:13.02)	(0:12.79)	(0:11.51)	(0:10.82)			
8	12	URBAN PRINCESS	7	67.0	0:11.05	1:41.62 [8]	1:25.12 [8]	1:12.82 [9]	0:59.82 [9]	0:46.85 [9]	0:34.24 [7]	0:22.71 [7]	0:34.24	+5	
		Karl Zechner		400m	400m	(0:16.50)	(0:12.30)	(0:13.00)	(0:12.97)	(0:12.61)	(0:11.53)	(0:11.05)			
9	1	AL'S A MACHINE	8	63.4	0:12.18	1:47.49 [9]	1:31.53 [4]	1:19.35 [4]	1:06.33 [4]	0:53.30 [4]	0:40.35 [5]	0:28.06 [9]	0:40.35	-1	
		Danny Peisley		Overall	1400m	(0:15.96)	(0:12.18)	(0:13.02)	(0:13.03)	(0:12.95)	(0:12.29)	(0:13.08)			

**Scratched: Tacitly (#6), Battuta (#3), Vostokova (#14), Dashing Mars (#4), Strike Me Pink (#11)**



**DoombenProfessional**  
**Race 2: GALLOPERS SPORTS CLUB QTIS Three-Year-Old Maiden Plate**  
**- 1630m**  
**17 January 2026 - 13:24**



Track Rating: Good 4, Weather: Overcast, Rail Position: +5m Entire

Section						200m			Last 600m		
Field Times						0:11.24			0:33.76		
						(0:11.24)					
Rank	TAB	Horse/Jockey	Barrier	Top Speed [km/h]	Fastest Section		Margin			Distance Travelled [m]	
1	13	VERONA AFFAIR	6	67.4	0:10.83	0:11.24 [1]	1:40.35		0:33.76		
		Chelsea Baker		400m	400m	(0:11.24)					
2	2	ARTISTIC ENDEAVOUR	9	67.8	0:10.73	0:11.21 [2]	0.55L		0:33.47	-2	
		Corey Sutherland		400m	400m	(0:11.21)					
3	10	RED SAMOVAR	4	69.5	0:10.72	0:11.24 [3]	1.57L		0:33.56	-1	
		Jag Guthmann-Chester		400m	400m	(0:11.24)					
4	5	ENJECTOR	2	67.5	0:10.85	0:11.41 [4]	2.69L		0:33.70	-1	
		Boris Thornton		400m	400m	(0:11.41)					
5	8	LITTLE MISS CLASSY	1	68.4	0:10.82	0:11.33 [5]	2.94L		0:33.68	-2	
		Robbie Dolan		400m	400m	(0:11.33)					
6	9	PARADISE AS USUAL	5	67.0	0:11.00	0:11.43 [6]	5.25L		0:33.85	+1	
		Micheal Hellyer		400m	400m	(0:11.43)					
7	7	CIRQUE DE LA VIE	3	67.0	0:10.82	0:11.37 [7]	5.29L		0:33.70	-1	
		Adin Thompson		400m	400m	(0:11.37)					
8	12	URBAN PRINCESS	7	67.0	0:11.05	0:11.66 [8]	7.44L		0:34.24	+5	
		Karl Zechner		400m	400m	(0:11.66)					
9	1	AL'S A MACHINE	8	63.4	0:12.18	0:14.98 [9]	42L		0:40.35	-1	
		Danny Peisley		Overall	1400m	(0:14.98)					

Scratched: Tacitly (#6), Battuta (#3), Vostokova (#14), Dashing Mars (#4), Strike Me Pink (#11)



Horse/Jockey Name	Verona Affair
Final Rank	1
Fastest Section Time (Section)	0:10.83 (400m)
Top Speed [km/h] (Section)	67.4 (400m)
Race State	Finished

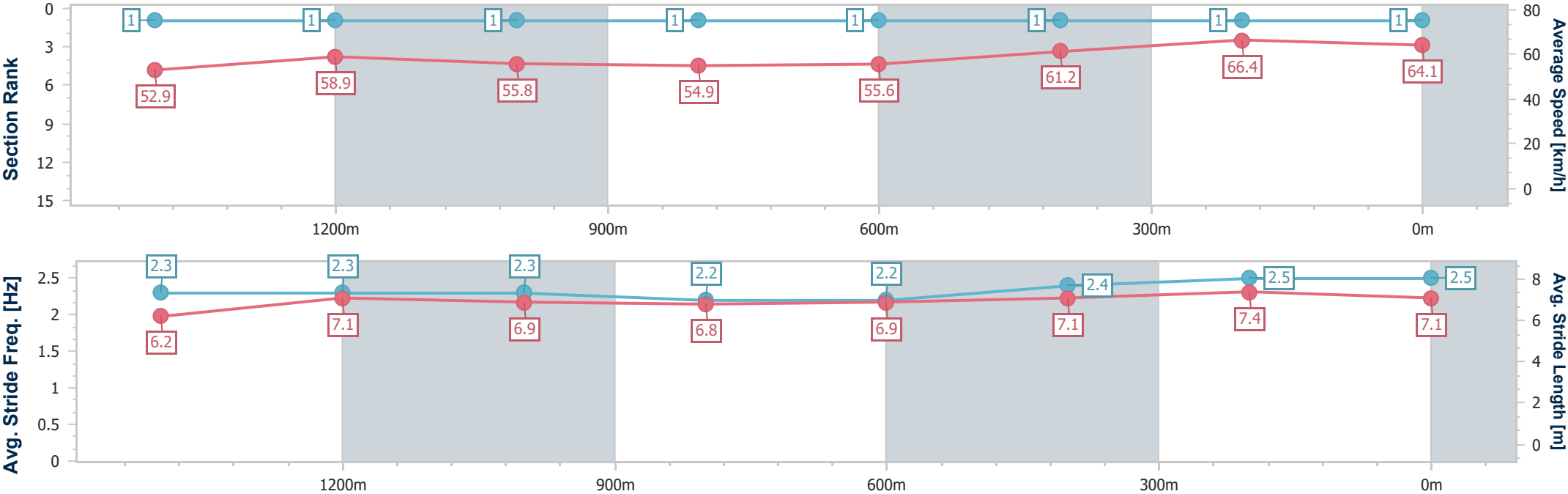


DoombenProfessional  
Race 2: GALLOPERS SPORTS CLUB QTIS Three-Year-Old  
Maiden Plate - 1630m  
17 January 2026 - 13:24  
Track Rating: Good 4, Weather: Overcast, Rail Position: +5m Entire



BRISBANE  
RACING CLUB

Section	Overall	1400m	1200m	1000m	800m	600m	400m	200m					
Section Times	1:40.35 [1] (0:15.62)	1:24.73 [1] (0:12.09)	1:12.64 [1] (0:12.87)	0:59.77 [1] (0:13.13)	0:46.64 [1] (0:12.88)	0:33.76 [1] (0:11.69)	0:22.07 [1] (0:10.83)	0:11.24 [1] (0:11.24)					
Average Speed [km/h]	52.9	58.9	55.8	54.9	55.6	61.2	66.4	64.1					
Top Speed [km/h]	64.4	60.6	57.2	55.7	59.2	63.8	67.4	66.9					
Avg. Dist. to Rail [m]	2.5	1.9	1.3	0.6	0.6	1.0	1.7	2.6					
Avg. Stride Freq. [Hz]	2.3	2.3	2.3	2.2	2.2	2.4	2.5	2.5					
Avg. Stride Length [m]	6.2	7.1	6.9	6.8	6.9	7.1	7.4	7.1					





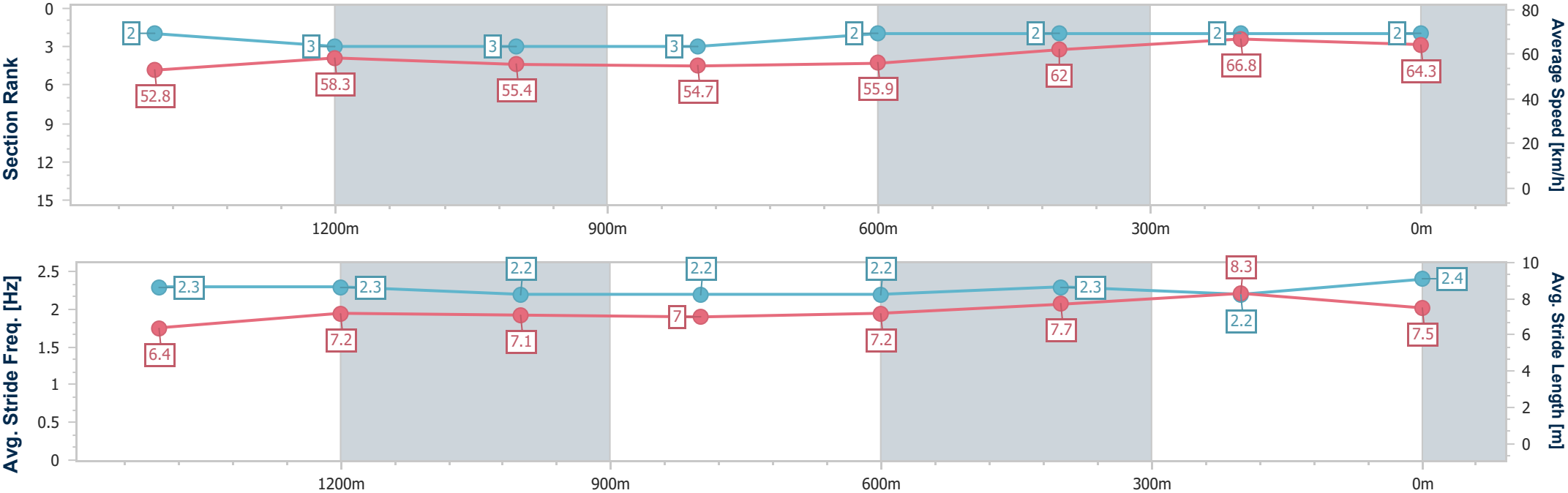
Horse/Jockey Name	Artistic Endeavour
Final Rank	2
Fastest Section Time (Section)	0:10.73 (400m)
Top Speed [km/h] (Section)	67.8 (400m)
Race State	Finished



DoombenProfessional  
Race 2: GALLOPERS SPORTS CLUB QTIS Three-Year-Old  
Maiden Plate - 1630m  
17 January 2026 - 13:24  
Track Rating: Good 4, Weather: Overcast, Rail Position: +5m Entire



Section	Overall	1400m	1200m	1000m	800m	600m	400m	200m					
Section Times	1:40.44 [2] (0:15.66)	1:24.78 [2] (0:12.40)	1:12.38 [3] (0:13.03)	0:59.35 [3] (0:13.09)	0:46.26 [3] (0:12.79)	0:33.47 [2] (0:11.53)	0:21.94 [2] (0:10.73)	0:11.21 [2] (0:11.21)					
Average Speed [km/h]	52.8	58.3	55.4	54.7	55.9	62.0	66.8	64.3					
Top Speed [km/h]	63.0	60.9	56.8	56.1	59.6	64.5	67.8	67.3					
Avg. Dist. to Rail [m]	3.7	0.4	0.8	0.5	1.8	1.6	0.7	0.7					
Avg. Stride Freq. [Hz]	2.3	2.3	2.2	2.2	2.2	2.3	2.2	2.4					
Avg. Stride Length [m]	6.4	7.2	7.1	7.0	7.2	7.7	8.3	7.5					





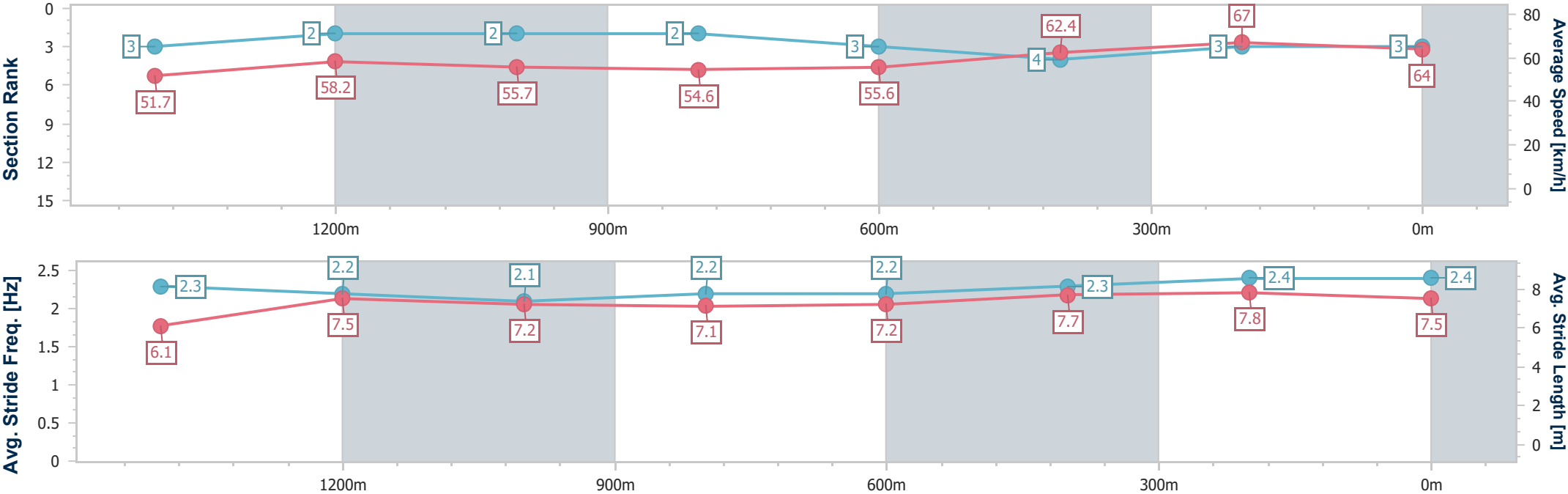
Horse/Jockey Name	Red Samovar
Final Rank	3
Fastest Section Time (Section)	0:10.72 (400m)
Top Speed [km/h] (Section)	69.5 (400m)
Race State	Finished



DoombenProfessional  
Race 2: GALLOPERS SPORTS CLUB QTIS Three-Year-Old  
Maiden Plate - 1630m  
17 January 2026 - 13:24  
Track Rating: Good 4, Weather: Overcast, Rail Position: +5m Entire



Section	Overall	1400m	1200m	1000m	800m	600m	400m	200m					
Section Times	1:40.62 [3] (0:15.93)	1:24.69 [3] (0:12.11)	1:12.58 [2] (0:12.96)	0:59.62 [2] (0:13.12)	0:46.50 [2] (0:12.94)	0:33.56 [3] (0:11.60)	0:21.96 [4] (0:10.72)	0:11.24 [3] (0:11.24)					
Average Speed [km/h]	51.7	58.2	55.7	54.6	55.6	62.4	67.0	64.0					
Top Speed [km/h]	62.2	60.5	57.3	55.7	59.5	65.4	69.5	66.4					
Avg. Dist. to Rail [m]	1.5	3.5	2.4	1.4	0.3	0.4	0.8	1.4					
Avg. Stride Freq. [Hz]	2.3	2.2	2.1	2.2	2.2	2.3	2.4	2.4					
Avg. Stride Length [m]	6.1	7.5	7.2	7.1	7.2	7.7	7.8	7.5					





Horse/Jockey Name	Enjector
Final Rank	4
Fastest Section Time (Section)	0:10.85 (400m)
Top Speed [km/h] (Section)	67.5 (400m)
Race State	Finished



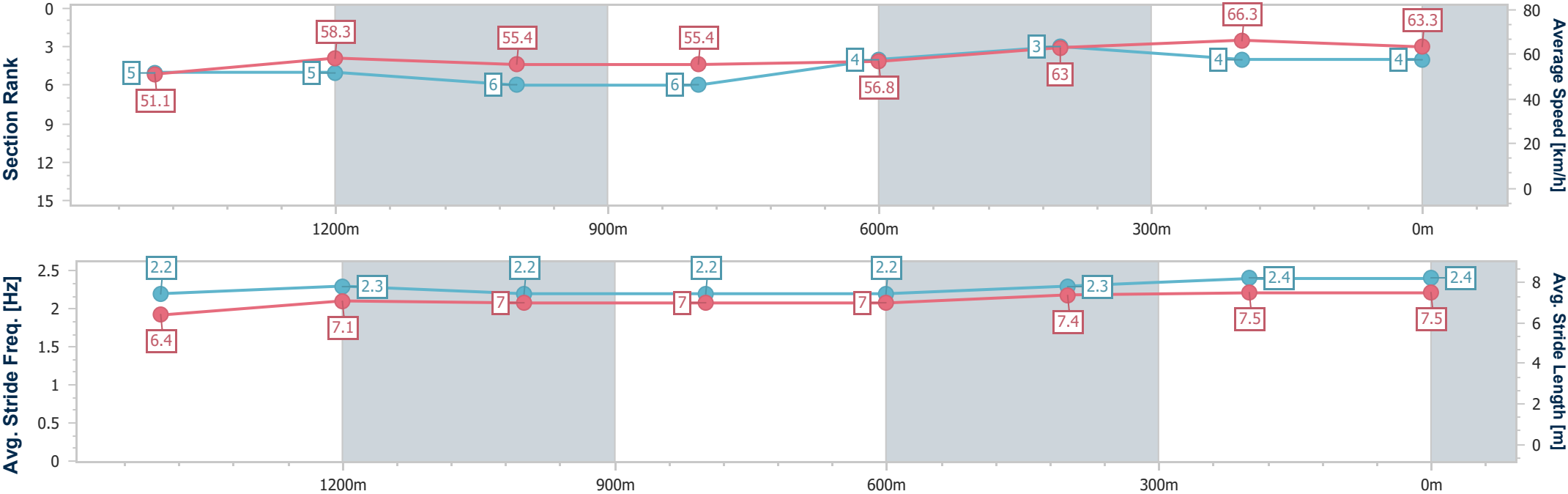
DoombenProfessional  
Race 2: GALLOPERS SPORTS CLUB QTIS Three-Year-Old  
Maiden Plate - 1630m  
17 January 2026 - 13:24



BRISBANE  
RACING CLUB

Track Rating: Good 4, Weather: Overcast, Rail Position: +5m Entire

Section	Overall	1400m	1200m	1000m	800m	600m	400m	200m					
Section Times	1:40.81 [4] (0:16.20)	1:24.61 [5] (0:12.24)	1:12.37 [5] (0:12.99)	0:59.38 [6] (0:13.04)	0:46.34 [6] (0:12.64)	0:33.70 [4] (0:11.44)	0:22.26 [3] (0:10.85)	0:11.41 [4] (0:11.41)					
Average Speed [km/h]	51.1	58.3	55.4	55.4	56.8	63.0	66.3	63.3					
Top Speed [km/h]	61.8	60.8	58.0	56.6	62.3	64.3	67.5	66.1					
Avg. Dist. to Rail [m]	0.6	1.1	0.2	0.7	0.4	0.2	1.1	2.3					
Avg. Stride Freq. [Hz]	2.2	2.3	2.2	2.2	2.2	2.3	2.4	2.4					
Avg. Stride Length [m]	6.4	7.1	7.0	7.0	7.0	7.4	7.5	7.5					





Horse/Jockey Name	Little Miss Classy
Final Rank	5
Fastest Section Time (Section)	0:10.82 (400m)
Top Speed [km/h] (Section)	68.4 (400m)
Race State	Finished

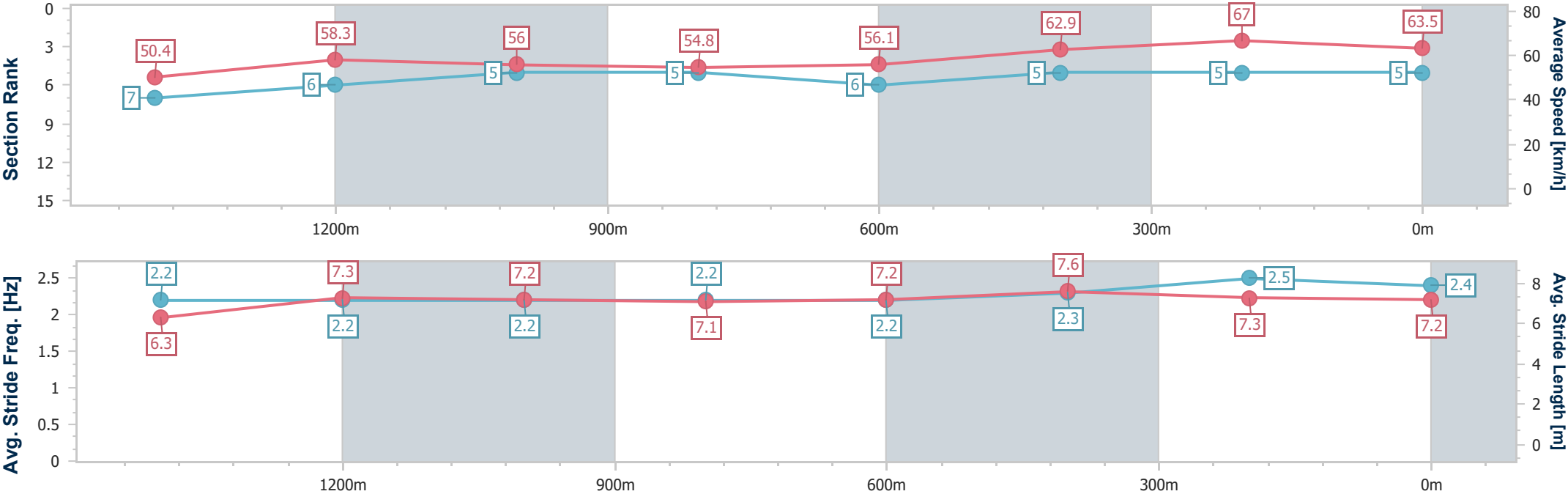


DoombenProfessional  
Race 2: GALLOPERS SPORTS CLUB QTIS Three-Year-Old  
Maiden Plate - 1630m  
17 January 2026 - 13:24  
Track Rating: Good 4, Weather: Overcast, Rail Position: +5m Entire



BRISBANE  
RACING CLUB

Section	Overall	1400m	1200m	1000m	800m	600m	400m	200m					
Section Times	1:40.85 [5] (0:16.37)	1:24.48 [7] (0:12.09)	1:12.39 [6] (0:12.89)	0:59.50 [5] (0:13.05)	0:46.45 [5] (0:12.77)	0:33.68 [6] (0:11.53)	0:22.15 [5] (0:10.82)	0:11.33 [5] (0:11.33)					
Average Speed [km/h]	50.4	58.3	56.0	54.8	56.1	62.9	67.0	63.5					
Top Speed [km/h]	61.2	60.7	57.7	56.4	58.6	66.9	68.4	66.6					
Avg. Dist. to Rail [m]	1.7	3.3	2.4	1.7	1.1	1.4	4.7	3.3					
Avg. Stride Freq. [Hz]	2.2	2.2	2.2	2.2	2.2	2.3	2.5	2.4					
Avg. Stride Length [m]	6.3	7.3	7.2	7.1	7.2	7.6	7.3	7.2					







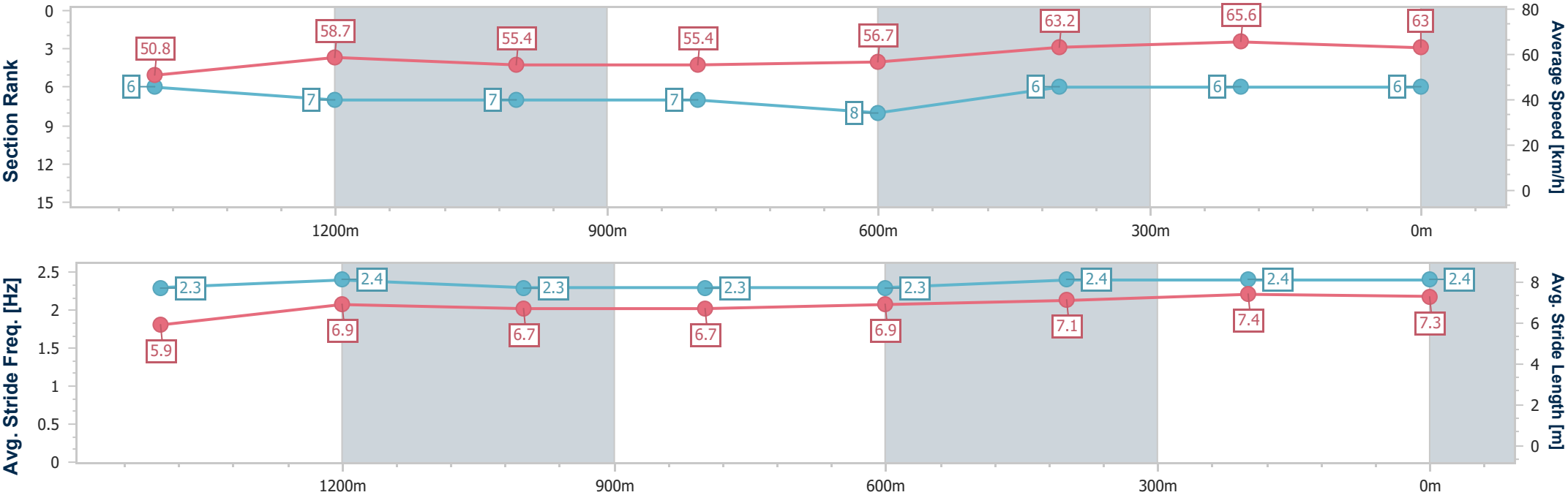
Horse/Jockey Name	Paradise As Usual
Final Rank	6
Fastest Section Time (Section)	0:11.00 (400m)
Top Speed [km/h] (Section)	67.0 (400m)
Race State	Finished



DoombenProfessional  
Race 2: GALLOPERS SPORTS CLUB QTIS Three-Year-Old  
Maiden Plate - 1630m  
17 January 2026 - 13:24  
Track Rating: Good 4, Weather: Overcast, Rail Position: +5m Entire



Section	Overall	1400m	1200m	1000m	800m	600m	400m	200m					
Section Times	1:41.24 [6] (0:16.30)	1:24.94 [6] (0:12.28)	1:12.66 [7] (0:12.97)	0:59.69 [7] (0:13.05)	0:46.64 [7] (0:12.79)	0:33.85 [8] (0:11.42)	0:22.43 [6] (0:11.00)	0:11.43 [6] (0:11.43)					
Average Speed [km/h]	50.8	58.7	55.4	55.4	56.7	63.2	65.6	63.0					
Top Speed [km/h]	60.4	60.7	57.7	56.6	61.6	64.4	67.0	65.6					
Avg. Dist. to Rail [m]	1.4	0.2	0.8	1.0	1.0	1.1	2.2	3.3					
Avg. Stride Freq. [Hz]	2.3	2.4	2.3	2.3	2.3	2.4	2.4	2.4					
Avg. Stride Length [m]	5.9	6.9	6.7	6.7	6.9	7.1	7.4	7.3					





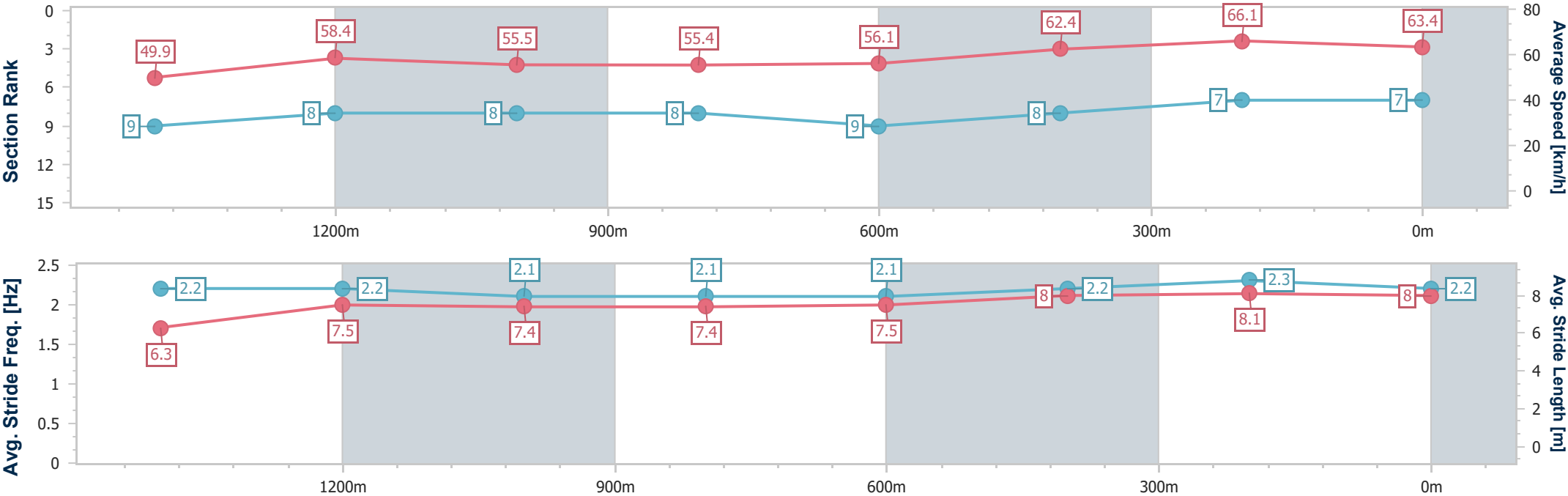
Horse/Jockey Name	Cirque De La Vie
Final Rank	7
Fastest Section Time (Section)	0:10.82 (400m)
Top Speed [km/h] (Section)	67.0 (400m)
Race State	Finished



DoombenProfessional  
Race 2: GALLOPERS SPORTS CLUB QTIS Three-Year-Old  
Maiden Plate - 1630m  
17 January 2026 - 13:24  
Track Rating: Good 4, Weather: Overcast, Rail Position: +5m Entire



Section	Overall	1400m	1200m	1000m	800m	600m	400m	200m					
Section Times	1:41.25 [7] (0:16.56)	1:24.69 [9] (0:12.23)	1:12.46 [8] (0:12.95)	0:59.51 [8] (0:13.02)	0:46.49 [8] (0:12.79)	0:33.70 [9] (0:11.51)	0:22.19 [8] (0:10.82)	0:11.37 [7] (0:11.37)					
Average Speed [km/h]	49.9	58.4	55.5	55.4	56.1	62.4	66.1	63.4					
Top Speed [km/h]	60.4	60.0	57.7	57.0	59.4	65.3	67.0	65.8					
Avg. Dist. to Rail [m]	1.0	1.3	0.8	0.4	0.5	0.8	0.9	2.6					
Avg. Stride Freq. [Hz]	2.2	2.2	2.1	2.1	2.1	2.2	2.3	2.2					
Avg. Stride Length [m]	6.3	7.5	7.4	7.4	7.5	8.0	8.1	8.0					





Horse/Jockey Name	Urban Princess
Final Rank	8
Fastest Section Time (Section)	0:11.05 (400m)
Top Speed [km/h] (Section)	67.0 (400m)
Race State	Finished



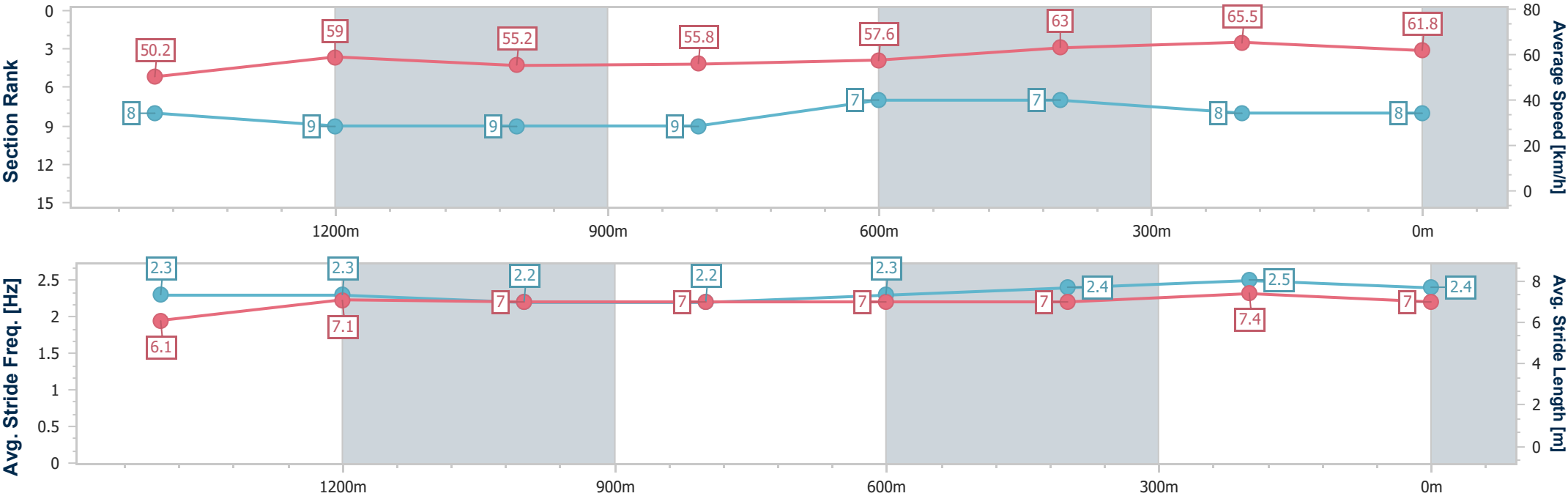
DoombenProfessional  
Race 2: GALLOPERS SPORTS CLUB QTIS Three-Year-Old  
Maiden Plate - 1630m  
17 January 2026 - 13:24



BRISBANE  
RACING CLUB

Track Rating: Good 4, Weather: Overcast, Rail Position: +5m Entire

Section	Overall	1400m	1200m	1000m	800m	600m	400m	200m					
Section Times	1:41.62 [8] (0:16.50)	1:25.12 [8] (0:12.30)	1:12.82 [9] (0:13.00)	0:59.82 [9] (0:12.97)	0:46.85 [9] (0:12.61)	0:34.24 [7] (0:11.53)	0:22.71 [7] (0:11.05)	0:11.66 [8] (0:11.66)					
Average Speed [km/h]	50.2	59.0	55.2	55.8	57.6	63.0	65.5	61.8					
Top Speed [km/h]	60.4	62.3	58.0	57.1	62.1	64.2	67.0	64.7					
Avg. Dist. to Rail [m]	2.6	0.9	1.9	1.8	1.6	1.9	2.7	4.5					
Avg. Stride Freq. [Hz]	2.3	2.3	2.2	2.2	2.3	2.4	2.5	2.4					
Avg. Stride Length [m]	6.1	7.1	7.0	7.0	7.0	7.0	7.4	7.0					





Horse/Jockey Name	Al's A Machine
Final Rank	9
Fastest Section Time (Section)	0:12.18 (1400m)
Top Speed [km/h] (Section)	63.4 (Overall)
Race State	Finished



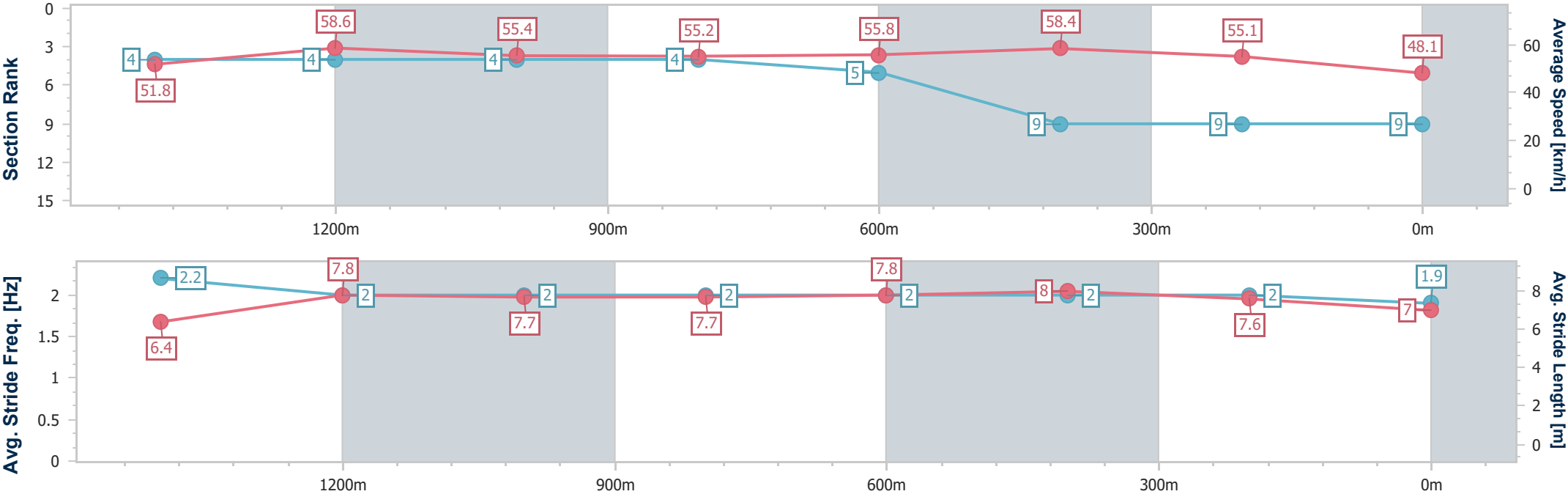
DoombenProfessional  
Race 2: GALLOPERS SPORTS CLUB QTIS Three-Year-Old  
Maiden Plate - 1630m  
17 January 2026 - 13:24



BRISBANE  
RACING CLUB

Track Rating: Good 4, Weather: Overcast, Rail Position: +5m Entire

Section	Overall	1400m	1200m	1000m	800m	600m	400m	200m					
Section Times	1:47.49 [9] (0:15.96)	1:31.53 [4] (0:12.18)	1:19.35 [4] (0:13.02)	1:06.33 [4] (0:13.03)	0:53.30 [4] (0:12.95)	0:40.35 [5] (0:12.29)	0:28.06 [9] (0:13.08)	0:14.98 [9] (0:14.98)					
Average Speed [km/h]	51.8	58.6	55.4	55.2	55.8	58.4	55.1	48.1					
Top Speed [km/h]	63.4	61.7	57.6	56.8	57.9	59.4	57.8	52.6					
Avg. Dist. to Rail [m]	3.0	1.3	0.8	0.3	0.3	0.3	1.1	1.7					
Avg. Stride Freq. [Hz]	2.2	2.0	2.0	2.0	2.0	2.0	2.0	1.9					
Avg. Stride Length [m]	6.4	7.8	7.7	7.7	7.8	8.0	7.6	7.0					





# DoombenProfessional

## Race 3: XXXX Maiden Handicap - 1200m

17 January 2026 - 14:00



BRISBANE  
RACING CLUB

Track Rating: Good 4, Weather: Overcast, Rail Position: +5m Entire

Section		Overall				1000m	800m	600m	400m	200m	Last 600m		
Field Times		1:10.25 (0:13.19)				0:57.06 (0:11.07)	0:45.99 (0:11.59)	0:34.40 (0:11.48)	0:22.92 (0:11.03)	0:11.89 (0:11.89)	0:34.40		
Rank	TAB Horse/Jockey	Barrier	Top Speed [km/h]	Fastest Section							Margin	Distance Travelled [m]	
1	14 STEIN	6	67.2	0:11.03	1:10.25 [1]	0:57.06 [1]	0:45.99 [1]	0:34.40 [1]	0:22.92 [1]	0:11.89 [1]	1:10.25	0:34.40	
	Tahlia Fenlon		Overall	400m	(0:13.19)	(0:11.07)	(0:11.59)	(0:11.48)	(0:11.03)	(0:11.89)			
2	4 LINWAR	7	67.3	0:10.99	1:10.41 [2]	0:56.99 [2]	0:45.85 [2]	0:34.34 [2]	0:22.97 [2]	0:11.98 [2]	0.92L	0:34.34	+0
	Karl Zechner		Overall	400m	(0:13.42)	(0:11.14)	(0:11.51)	(0:11.37)	(0:10.99)	(0:11.98)			
3	15 PIGGIETALES	2	67.4	0:11.08	1:10.94 [3]	0:57.08 [6]	0:45.93 [6]	0:34.52 [6]	0:23.17 [3]	0:12.09 [3]	4.02L	0:34.52	+1
	Fred Larson		1000m	400m	(0:13.86)	(0:11.15)	(0:11.41)	(0:11.35)	(0:11.08)	(0:12.09)			
4	6 ZOU ZOU SHARGUSA	4	67.1	0:11.05	1:10.99 [4]	0:57.25 [5]	0:46.20 [4]	0:34.68 [4]	0:23.21 [4]	0:12.09 [4]	4.31L	0:34.68	-1
	Micheal Hellyer		1000m	1000m	(0:13.74)	(0:11.05)	(0:11.52)	(0:11.47)	(0:11.12)	(0:12.09)			
5	11 FANTASTICMISS	1	67.6	0:11.07	1:11.00 [5]	0:57.28 [4]	0:46.21 [5]	0:34.66 [5]	0:23.05 [6]	0:11.93 [6]	4.4L	0:34.66	-1
	Heavelon Van		Overall	1000m	(0:13.72)	(0:11.07)	(0:11.55)	(0:11.61)	(0:11.12)	(0:11.93)			
6	3 JUCASI	5	67.0	0:11.20	1:11.69 [6]	0:58.21 [3]	0:46.96 [3]	0:35.40 [3]	0:23.88 [5]	0:12.68 [5]	8.48L	0:35.40	-1
	Corey Sutherland		Overall	400m	(0:13.48)	(0:11.25)	(0:11.56)	(0:11.52)	(0:11.20)	(0:12.68)			

Scratched: Nite Chill (#9), Dun Darte Cheap (#10), Flying Phoenix (#12), Bombus (#2), Copper Star (#5), Righteous Legend (#1), Ancient Scent (#7), Dual Mastery (#8), Russian to the post (#13), Airburst (#16),



Horse/Jockey Name	Stein
Final Rank	1
Fastest Section Time (Section)	0:11.03 (400m)
Top Speed [km/h] (Section)	67.2 (Overall)
Race State	Finished

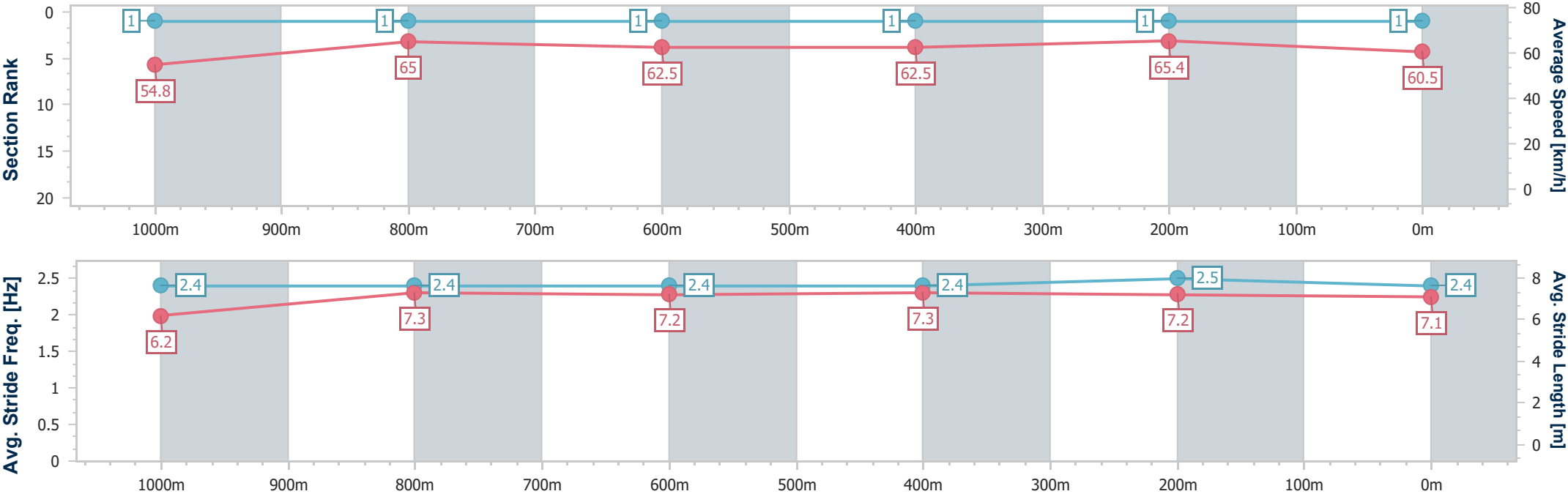


DoombenProfessional  
Race 3: XXXX Maiden Handicap - 1200m  
17 January 2026 - 14:00  
Track Rating: Good 4, Weather: Overcast, Rail Position: +5m Entire



BRISBANE  
RACING CLUB

Section	Overall	1000m	800m	600m	400m	200m								
Section Times	1:10.25 [1] (0:13.19)	0:57.06 [1] (0:11.07)	0:45.99 [1] (0:11.59)	0:34.40 [1] (0:11.48)	0:22.92 [1] (0:11.03)	0:11.89 [1] (0:11.89)								
Average Speed [km/h]	54.8	65.0	62.5	62.5	65.4	60.5								
Top Speed [km/h]	67.2	66.8	64.7	63.9	66.3	64.6								
Avg. Dist. to Rail [m]	3.1	0.5	1.1	0.5	0.4	1.6								
Avg. Stride Freq. [Hz]	2.4	2.4	2.4	2.4	2.5	2.4								
Avg. Stride Length [m]	6.2	7.3	7.2	7.3	7.2	7.1								





Horse/Jockey Name	Linwar
Final Rank	2
Fastest Section Time (Section)	0:10.99 (400m)
Top Speed [km/h] (Section)	67.3 (Overall)
Race State	Finished

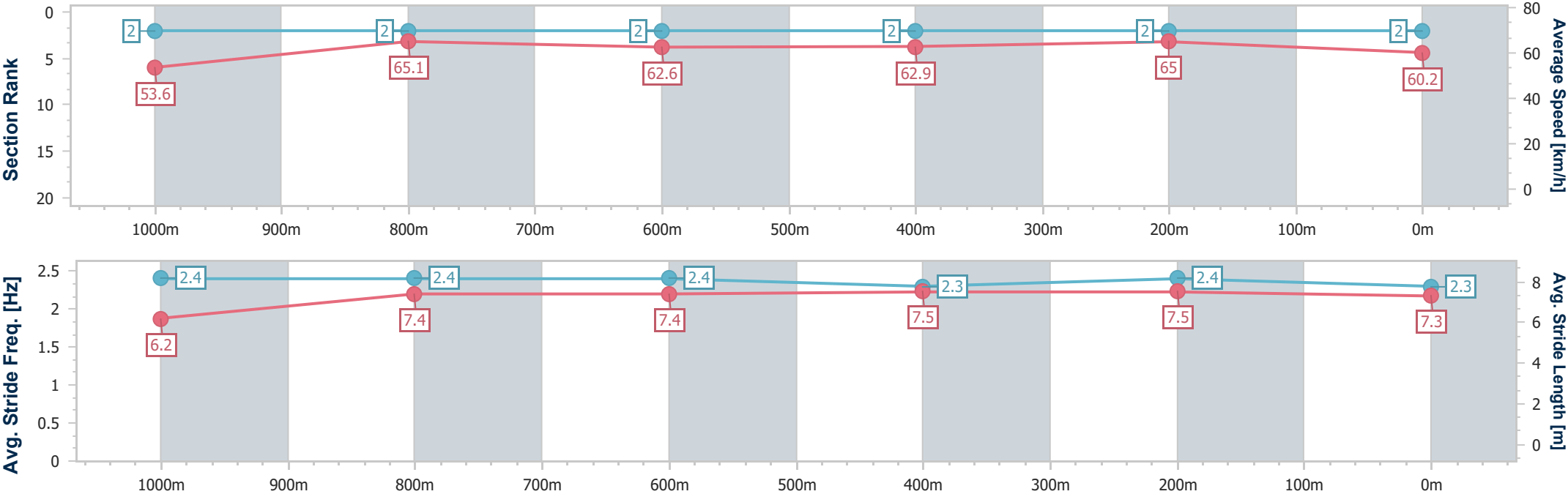


DooombenProfessional  
Race 3: XXXX Maiden Handicap - 1200m  
17 January 2026 - 14:00  
Track Rating: Good 4, Weather: Overcast, Rail Position: +5m Entire



BRISBANE  
RACING CLUB

Section	Overall	1000m	800m	600m	400m	200m								
Section Times	1:10.41 [2] (0:13.42)	0:56.99 [2] (0:11.14)	0:45.85 [2] (0:11.51)	0:34.34 [2] (0:11.37)	0:22.97 [2] (0:10.99)	0:11.98 [2] (0:11.98)								
Average Speed [km/h]	53.6	65.1	62.6	62.9	65.0	60.2								
Top Speed [km/h]	67.3	66.8	64.0	64.6	66.1	64.0								
Avg. Dist. to Rail [m]	5.2	2.5	0.4	1.5	1.0	1.4								
Avg. Stride Freq. [Hz]	2.4	2.4	2.4	2.3	2.4	2.3								
Avg. Stride Length [m]	6.2	7.4	7.4	7.5	7.5	7.3								





Horse/Jockey Name	Piggietales
Final Rank	3
Fastest Section Time (Section)	0:11.08 (400m)
Top Speed [km/h] (Section)	67.4 (1000m)
Race State	Finished

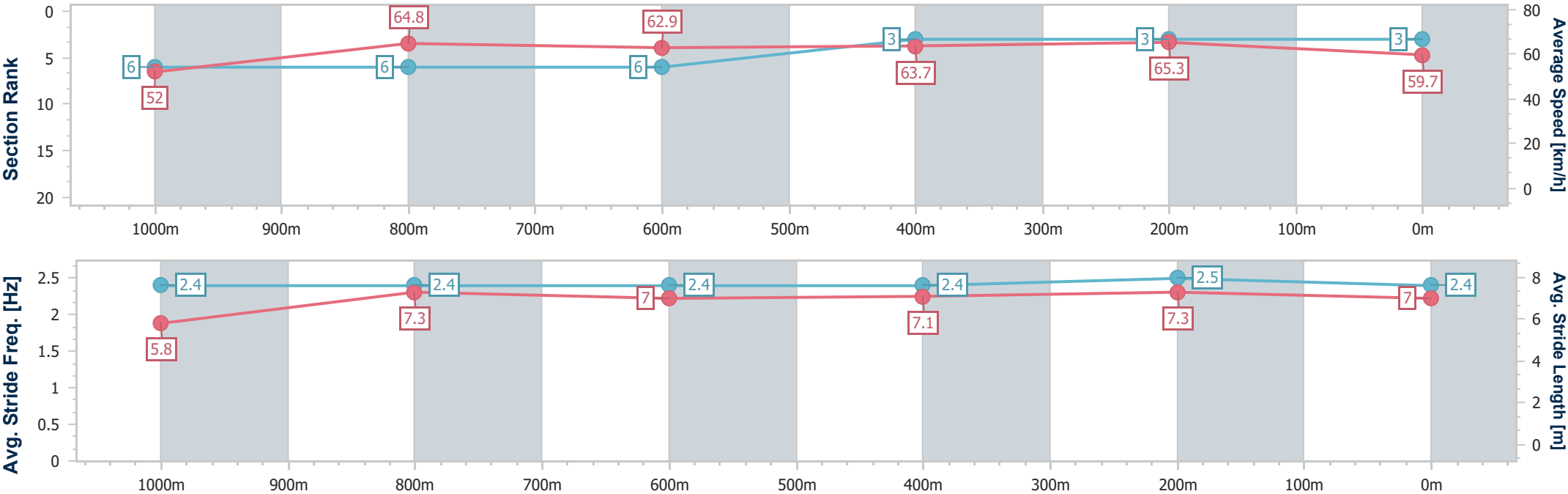


DoombenProfessional  
Race 3: XXXX Maiden Handicap - 1200m  
17 January 2026 - 14:00  
Track Rating: Good 4, Weather: Overcast, Rail Position: +5m Entire



BRISBANE  
RACING CLUB

Section	Overall	1000m	800m	600m	400m	200m							
Section Times	1:10.94 [3] (0:13.86)	0:57.08 [6] (0:11.15)	0:45.93 [6] (0:11.41)	0:34.52 [6] (0:11.35)	0:23.17 [3] (0:11.08)	0:12.09 [3] (0:12.09)							
Average Speed [km/h]	52.0	64.8	62.9	63.7	65.3	59.7							
Top Speed [km/h]	67.4	67.4	64.9	65.5	65.9	63.8							
Avg. Dist. to Rail [m]	1.5	1.0	0.3	0.1	3.4	3.9							
Avg. Stride Freq. [Hz]	2.4	2.4	2.4	2.4	2.5	2.4							
Avg. Stride Length [m]	5.8	7.3	7.0	7.1	7.3	7.0							







Horse/Jockey Name	Zou Zou Shargusa
Final Rank	4
Fastest Section Time (Section)	0:11.05 (1000m)
Top Speed [km/h] (Section)	67.1 (1000m)
Race State	Finished

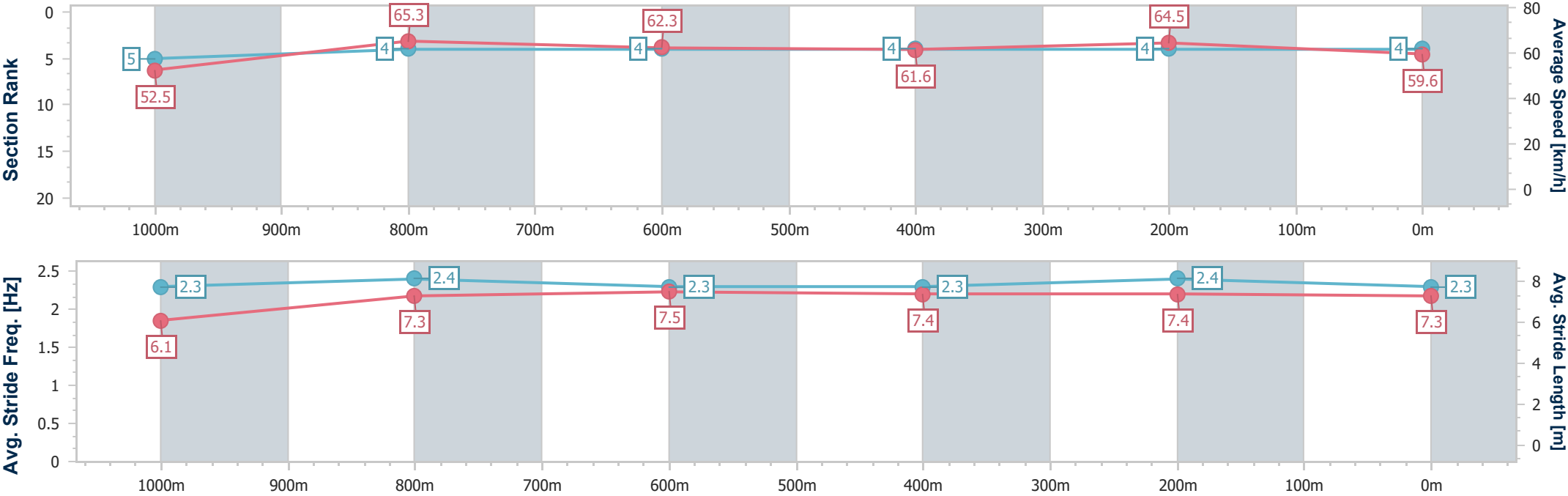


DoombenProfessional  
Race 3: XXXX Maiden Handicap - 1200m  
17 January 2026 - 14:00  
Track Rating: Good 4, Weather: Overcast, Rail Position: +5m Entire



BRISBANE  
RACING CLUB

Section	Overall	1000m	800m	600m	400m	200m								
Section Times	1:10.99 [4] (0:13.74)	0:57.25 [5] (0:11.05)	0:46.20 [4] (0:11.52)	0:34.68 [4] (0:11.47)	0:23.21 [4] (0:11.12)	0:12.09 [4] (0:12.09)								
Average Speed [km/h]	52.5	65.3	62.3	61.6	64.5	59.6								
Top Speed [km/h]	65.5	67.1	64.9	63.4	64.8	63.1								
Avg. Dist. to Rail [m]	0.9	0.3	0.9	2.4	2.3	1.2								
Avg. Stride Freq. [Hz]	2.3	2.4	2.3	2.3	2.4	2.3								
Avg. Stride Length [m]	6.1	7.3	7.5	7.4	7.4	7.3								





Horse/Jockey Name	Fantasticmiss
Final Rank	5
Fastest Section Time (Section)	0:11.07 (1000m)
Top Speed [km/h] (Section)	67.6 (Overall)
Race State	Finished

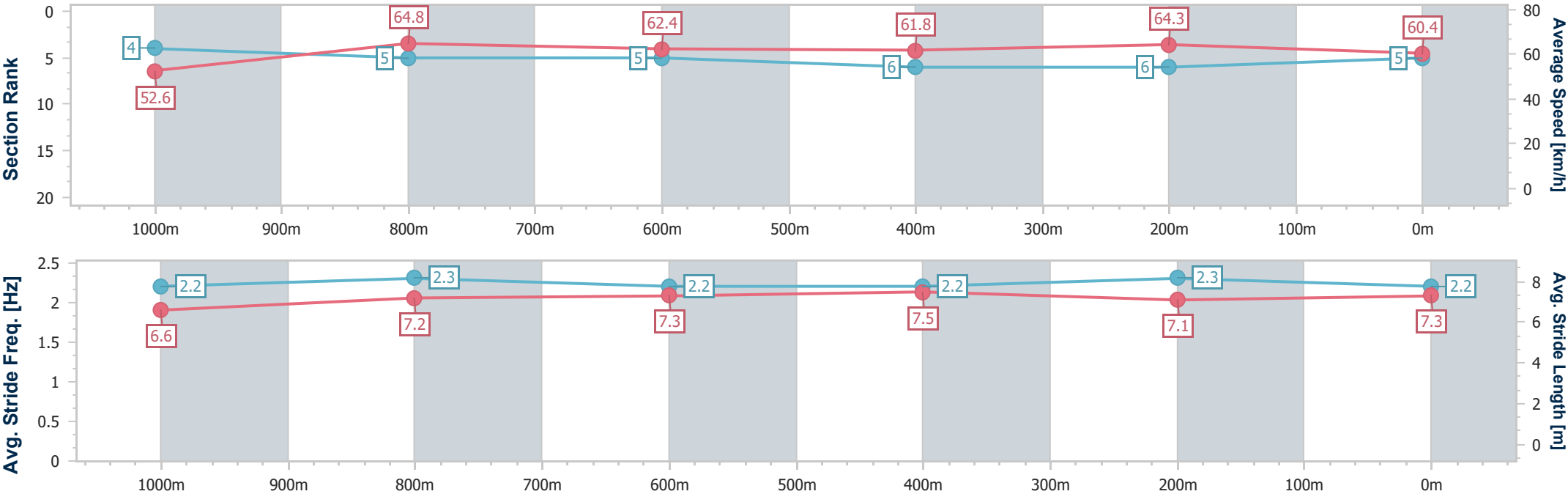


DooombenProfessional  
Race 3: XXXX Maiden Handicap - 1200m  
17 January 2026 - 14:00  
Track Rating: Good 4, Weather: Overcast, Rail Position: +5m Entire



BRISBANE  
RACING CLUB

Section	Overall	1000m	800m	600m	400m	200m							
Section Times	1:11.00 [5] (0:13.72)	0:57.28 [4] (0:11.07)	0:46.21 [5] (0:11.55)	0:34.66 [5] (0:11.61)	0:23.05 [6] (0:11.12)	0:11.93 [6] (0:11.93)							
Average Speed [km/h]	52.6	64.8	62.4	61.8	64.3	60.4							
Top Speed [km/h]	67.6	67.6	63.8	63.4	65.3	63.8							
Avg. Dist. to Rail [m]	0.4	0.4	0.2	1.0	2.0	1.5							
Avg. Stride Freq. [Hz]	2.2	2.3	2.2	2.2	2.3	2.2							
Avg. Stride Length [m]	6.6	7.2	7.3	7.5	7.1	7.3							





Horse/Jockey Name	Jucasi
Final Rank	6
Fastest Section Time (Section)	0:11.20 (400m)
Top Speed [km/h] (Section)	67.0 (Overall)
Race State	Finished

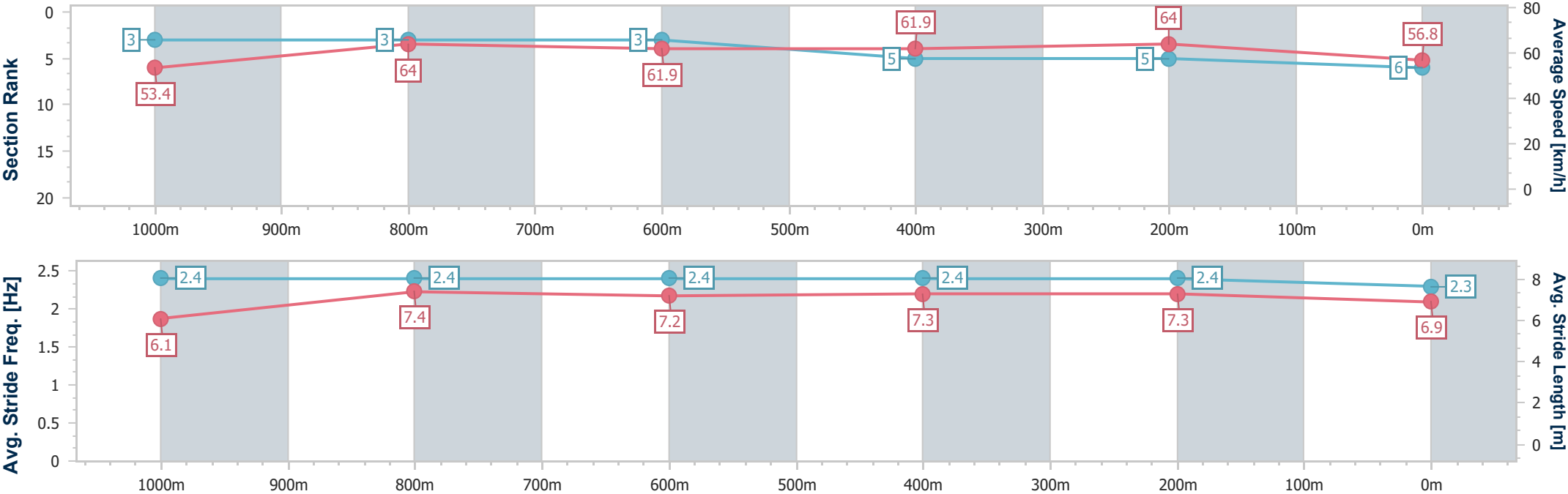


DoombenProfessional  
Race 3: XXXX Maiden Handicap - 1200m  
17 January 2026 - 14:00  
Track Rating: Good 4, Weather: Overcast, Rail Position: +5m Entire



BRISBANE  
RACING CLUB

Section	Overall	1000m	800m	600m	400m	200m							
Section Times	1:11.69 [6] (0:13.48)	0:58.21 [3] (0:11.25)	0:46.96 [3] (0:11.56)	0:35.40 [3] (0:11.52)	0:23.88 [5] (0:11.20)	0:12.68 [5] (0:12.68)							
Average Speed [km/h]	53.4	64.0	61.9	61.9	64.0	56.8							
Top Speed [km/h]	67.0	67.0	64.5	62.9	65.4	63.2							
Avg. Dist. to Rail [m]	2.0	0.6	1.5	1.5	0.9	0.8							
Avg. Stride Freq. [Hz]	2.4	2.4	2.4	2.4	2.4	2.3							
Avg. Stride Length [m]	6.1	7.4	7.2	7.3	7.3	6.9							





## DoombenProfessional

### Race 4: RACECOURSE VILLAGE Class 1 Plate - 1110m

17 January 2026 - 14:34



BRISBANE  
RACING CLUB

Track Rating: Good 4, Weather: Overcast, Rail Position: +5m Entire

Section						Overall	1000m	800m	600m	400m	200m	Last 600m			
Field Times						1:04.10 (0:08.72)	0:55.38 (0:10.62)	0:44.76 (0:10.98)	0:33.78 (0:11.10)	0:22.68 (0:10.87)	0:11.81 (0:11.81)	0:33.78			
Rank	TAB	Horse/Jockey	Barrier	Top Speed [km/h]	Fastest Section									Margin	Distance Travelled [m]
1	15	FINANCIALLY FAMOUS	4	69.8	0:09.13	1:04.10 [1]	0:54.97 [5]	0:44.35 [4]	0:33.47 [4]	0:22.30 [4]	0:11.41 [4]	1:04.10	0:33.47		
		Harrison Shaw		1000m	Overall	(0:09.13)	(0:10.62)	(0:10.88)	(0:11.17)	(0:10.89)	(0:11.41)				
2	13	CASINO BAY	3	68.9	0:08.83	1:04.20 [2]	0:55.37 [3]	0:44.72 [2]	0:33.82 [2]	0:22.76 [2]	0:11.91 [1]	0.6L	0:33.82	+1	
		Jaden Lloyd		1000m	Overall	(0:08.83)	(0:10.65)	(0:10.90)	(0:11.06)	(0:10.85)	(0:11.91)				
3	2	MR BUBBALUSKI	5	68.5	0:09.18	1:04.39 [3]	0:55.21 [6]	0:44.47 [6]	0:33.49 [5]	0:22.50 [5]	0:11.63 [5]	1.69L	0:33.49	+2	
		Damien Thornton		1000m	Overall	(0:09.18)	(0:10.74)	(0:10.98)	(0:10.99)	(0:10.87)	(0:11.63)				
4	7	DIVINE SOURCE	6	68.6	0:08.78	1:04.39 [4]	0:55.61 [2]	0:44.91 [2]	0:33.94 [3]	0:22.85 [3]	0:11.86 [2]	1.72L	0:33.94	+3	
		Corey Sutherland		1000m	Overall	(0:08.78)	(0:10.70)	(0:10.97)	(0:11.09)	(0:10.99)	(0:11.86)				
5	12	ALL TOO FOXY	1	69.0	0:08.72	1:04.95 [5]	0:56.23 [1]	0:45.61 [1]	0:34.63 [1]	0:23.53 [1]	0:12.42 [3]	4.98L	0:34.63	+1	
		Adin Thompson		1000m	Overall	(0:08.72)	(0:10.62)	(0:10.98)	(0:11.10)	(0:11.11)	(0:12.42)				
6	1	ABSOLVE	2	67.0	0:08.91	1:11.41 [6]	1:02.50 [4]	0:51.56 [5]	0:40.16 [6]	0:27.84 [6]	0:14.64 [6]	42.97L	0:40.16	+0	
		Jackson Morris		1000m	Overall	(0:08.91)	(0:10.94)	(0:11.40)	(0:12.32)	(0:13.20)	(0:14.64)				

Scratched: Mr Playtime (#3), Hey Chardonnay (#9), Time Of My Life (#10), Version (#11), Elronte (#14), The Pool Boy (#5), Hello Lovely (#8), Tophet (#4), Daitanna (#6)



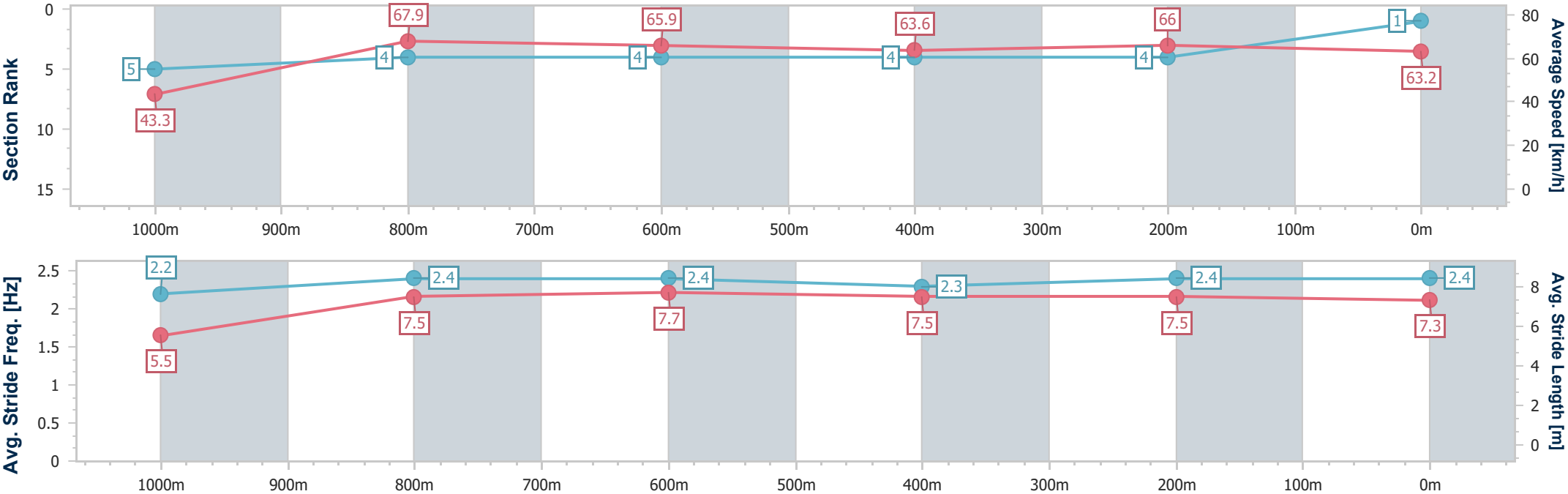
Horse/Jockey Name	Financially Famous
Final Rank	1
Fastest Section Time (Section)	0:09.13 (Overall)
Top Speed [km/h] (Section)	69.8 (1000m)
Race State	Finished



DoombenProfessional  
Race 4: RACECOURSE VILLAGE Class 1 Plate - 1110m  
17 January 2026 - 14:34  
Track Rating: Good 4, Weather: Overcast, Rail Position: +5m Entire



Section	Overall	1000m	800m	600m	400m	200m								
Section Times	1:04.10 [1] (0:09.13)	0:54.97 [5] (0:10.62)	0:44.35 [4] (0:10.88)	0:33.47 [4] (0:11.17)	0:22.30 [4] (0:10.89)	0:11.41 [4] (0:11.41)								
Average Speed [km/h]	43.3	67.9	65.9	63.6	66.0	63.2								
Top Speed [km/h]	65.0	69.8	66.9	64.8	68.4	65.7								
Avg. Dist. to Rail [m]	4.0	1.8	1.2	2.2	1.4	2.1								
Avg. Stride Freq. [Hz]	2.2	2.4	2.4	2.3	2.4	2.4								
Avg. Stride Length [m]	5.5	7.5	7.7	7.5	7.5	7.3								





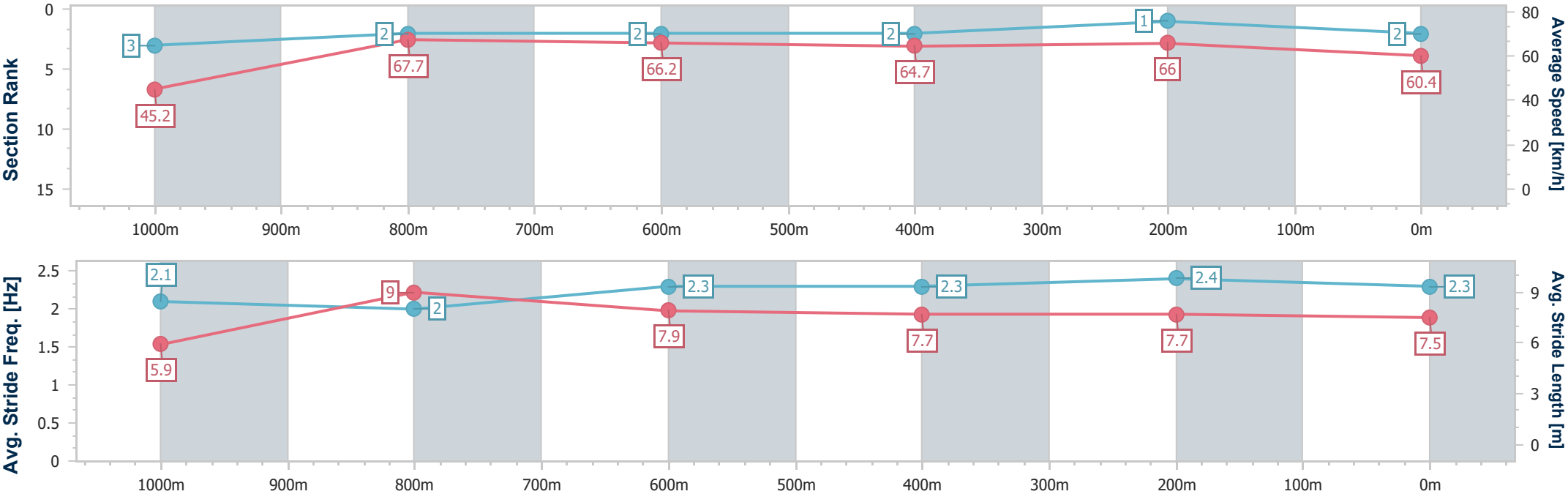
Horse/Jockey Name	Casino Bay
Final Rank	2
Fastest Section Time (Section)	0:08.83 (Overall)
Top Speed [km/h] (Section)	68.9 (1000m)
Race State	Finished



DoombenProfessional  
Race 4: RACECOURSE VILLAGE Class 1 Plate - 1110m  
17 January 2026 - 14:34  
Track Rating: Good 4, Weather: Overcast, Rail Position: +5m Entire



Section	Overall	1000m	800m	600m	400m	200m							
Section Times	1:04.20 [2] (0:08.83)	0:55.37 [3] (0:10.65)	0:44.72 [2] (0:10.90)	0:33.82 [2] (0:11.06)	0:22.76 [2] (0:10.85)	0:11.91 [1] (0:11.91)							
Average Speed [km/h]	45.2	67.7	66.2	64.7	66.0	60.4							
Top Speed [km/h]	64.2	68.9	66.5	65.4	67.4	64.4							
Avg. Dist. to Rail [m]	3.0	1.8	0.4	1.2	2.1	1.4							
Avg. Stride Freq. [Hz]	2.1	2.0	2.3	2.3	2.4	2.3							
Avg. Stride Length [m]	5.9	9.0	7.9	7.7	7.7	7.5							





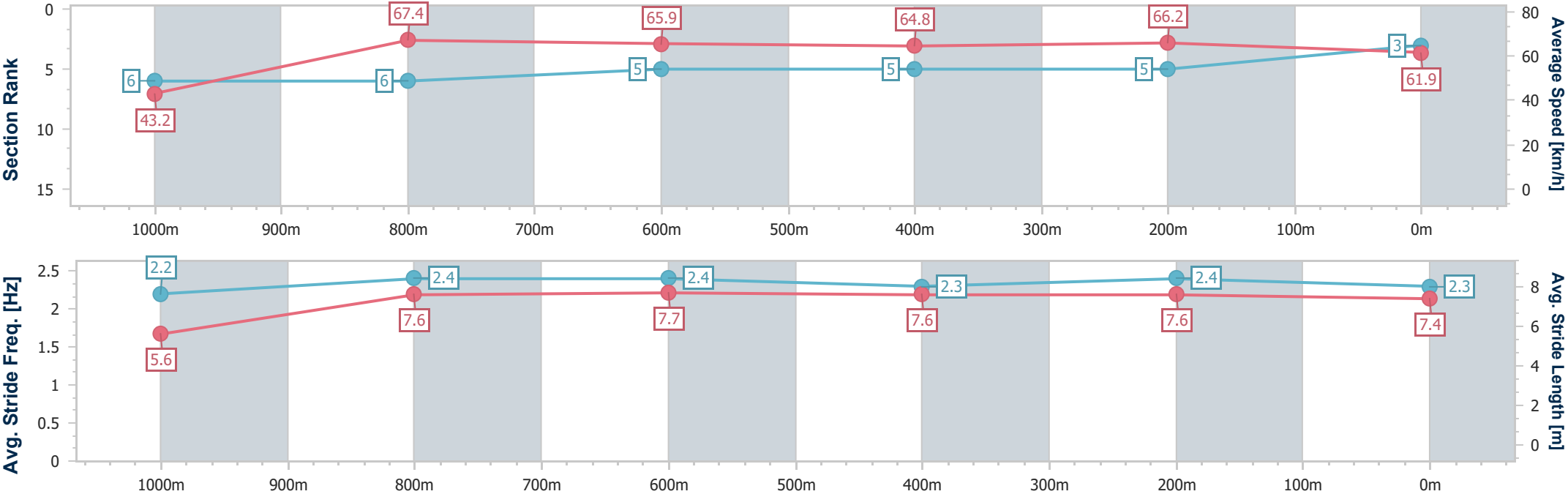
Horse/Jockey Name	Mr Bubbaluski
Final Rank	3
Fastest Section Time (Section)	0:09.18 (Overall)
Top Speed [km/h] (Section)	68.5 (1000m)
Race State	Finished



DoombenProfessional  
Race 4: RACECOURSE VILLAGE Class 1 Plate - 1110m  
17 January 2026 - 14:34  
Track Rating: Good 4, Weather: Overcast, Rail Position: +5m Entire



Section	Overall	1000m	800m	600m	400m	200m								
Section Times	1:04.39 [3] (0:09.18)	0:55.21 [6] (0:10.74)	0:44.47 [6] (0:10.98)	0:33.49 [5] (0:10.99)	0:22.50 [5] (0:10.87)	0:11.63 [5] (0:11.63)								
Average Speed [km/h]	43.2	67.4	65.9	64.8	66.2	61.9								
Top Speed [km/h]	65.4	68.5	66.8	65.7	66.7	65.0								
Avg. Dist. to Rail [m]	4.8	2.7	1.1	1.8	1.5	2.7								
Avg. Stride Freq. [Hz]	2.2	2.4	2.4	2.3	2.4	2.3								
Avg. Stride Length [m]	5.6	7.6	7.7	7.6	7.6	7.4								





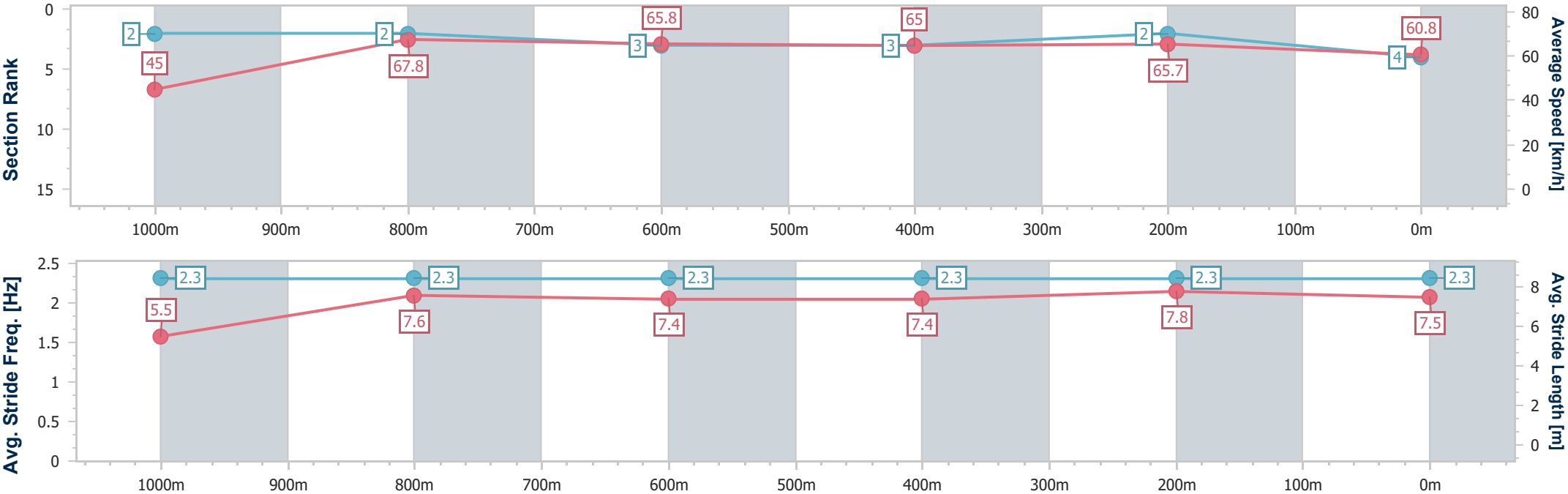
Horse/Jockey Name	Divine Source
Final Rank	4
Fastest Section Time (Section)	0:08.78 (Overall)
Top Speed [km/h] (Section)	68.6 (1000m)
Race State	Finished



DoombenProfessional  
Race 4: RACECOURSE VILLAGE Class 1 Plate - 1110m  
17 January 2026 - 14:34  
Track Rating: Good 4, Weather: Overcast, Rail Position: +5m Entire



Section	Overall	1000m	800m	600m	400m	200m							
Section Times	1:04.39 [4] (0:08.78)	0:55.61 [2] (0:10.70)	0:44.91 [2] (0:10.97)	0:33.94 [3] (0:11.09)	0:22.85 [3] (0:10.99)	0:11.86 [2] (0:11.86)							
Average Speed [km/h]	45.0	67.8	65.8	65.0	65.7	60.8							
Top Speed [km/h]	67.0	68.6	66.8	65.9	66.1	64.6							
Avg. Dist. to Rail [m]	5.8	2.5	0.9	0.4	1.7	3.4							
Avg. Stride Freq. [Hz]	2.3	2.3	2.3	2.3	2.3	2.3							
Avg. Stride Length [m]	5.5	7.6	7.4	7.4	7.8	7.5							







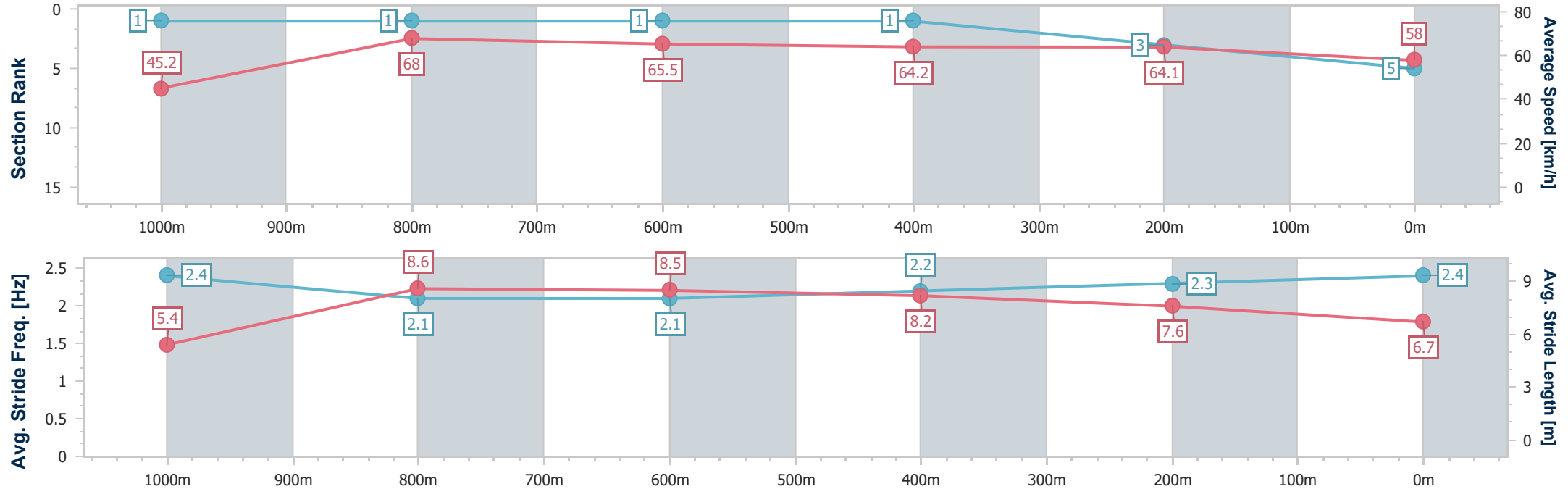
Horse/Jockey Name	All Too Foxy
Final Rank	5
Fastest Section Time (Section)	0:08.72 (Overall)
Top Speed [km/h] (Section)	69.0 (1000m)
Race State	Finished



DoombenProfessional  
Race 4: RACECOURSE VILLAGE Class 1 Plate - 1110m  
17 January 2026 - 14:34  
Track Rating: Good 4, Weather: Overcast, Rail Position: +5m Entire



Section	Overall	1000m	800m	600m	400m	200m								
Section Times	1:04.95 [5] (0:08.72)	0:56.23 [1] (0:10.62)	0:45.61 [1] (0:10.98)	0:34.63 [1] (0:11.10)	0:23.53 [1] (0:11.11)	0:12.42 [3] (0:12.42)								
Average Speed [km/h]	45.2	68.0	65.5	64.2	64.1	58.0								
Top Speed [km/h]	65.8	69.0	66.8	64.7	65.0	62.5								
Avg. Dist. to Rail [m]	0.7	0.5	0.3	2.3	4.0	2.9								
Avg. Stride Freq. [Hz]	2.4	2.1	2.1	2.2	2.3	2.4								
Avg. Stride Length [m]	5.4	8.6	8.5	8.2	7.6	6.7								





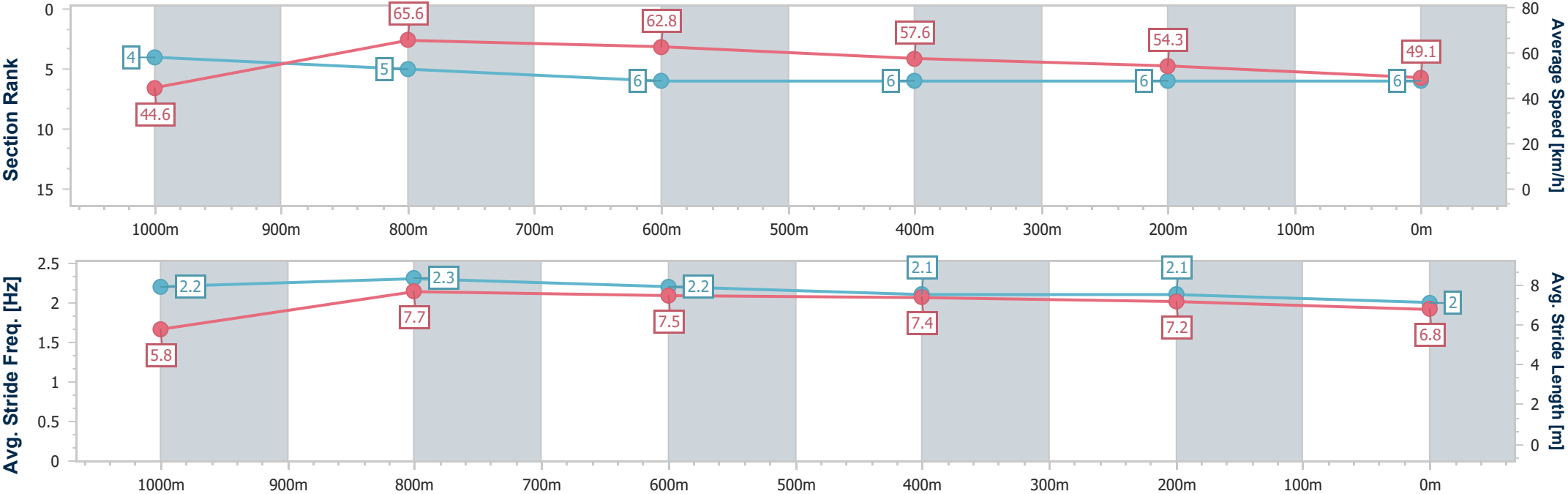
Horse/Jockey Name	Absolve
Final Rank	6
Fastest Section Time (Section)	0:08.91 (Overall)
Top Speed [km/h] (Section)	67.0 (1000m)
Race State	Finished



DoombenProfessional  
Race 4: RACECOURSE VILLAGE Class 1 Plate - 1110m  
17 January 2026 - 14:34  
Track Rating: Good 4, Weather: Overcast, Rail Position: +5m Entire



Section	Overall	1000m	800m	600m	400m	200m							
Section Times	1:11.41 [6] (0:08.91)	1:02.50 [4] (0:10.94)	0:51.56 [5] (0:11.40)	0:40.16 [6] (0:12.32)	0:27.84 [6] (0:13.20)	0:14.64 [6] (0:14.64)							
Average Speed [km/h]	44.6	65.6	62.8	57.6	54.3	49.1							
Top Speed [km/h]	63.8	67.0	64.9	59.0	55.0	52.5							
Avg. Dist. to Rail [m]	1.2	0.4	1.7	2.2	1.2	0.6							
Avg. Stride Freq. [Hz]	2.2	2.3	2.2	2.1	2.1	2.0							
Avg. Stride Length [m]	5.8	7.7	7.5	7.4	7.2	6.8							





# DoombenProfessional

## Race 5: SKY RACING Class 5 Plate - 1350m

17 January 2026 - 15:09



BRISBANE  
RACING CLUB

Track Rating: Good 4, Weather: Overcast, Rail Position: +5m Entire

Section						Overall	1200m	1000m	800m	600m	400m	Last 600m	
Field Times						1:18.88 (0:11.34)	1:07.54 (0:11.32)	0:56.22 (0:11.38)	0:44.84 (0:11.34)	0:33.50 (0:11.13)	0:22.37 (0:10.81)	0:33.50	
Rank	TAB	Horse/Jockey	Barrier	Top Speed [km/h]	Fastest Section								Distance Travelled [m]
1	10	ACAPPELLA SUN Chelsea Baker	1	67.5 400m	0:10.81 400m	1:18.88 [1] (0:11.34)	1:07.54 [1] (0:11.32)	0:56.22 [1] (0:11.38)	0:44.84 [1] (0:11.34)	0:33.50 [1] (0:11.13)	0:22.37 [1] (0:10.81)	0:33.50	
2	9	NOBLE DECREE Jag Guthmann-Chester	4	67.5 400m	0:10.78 400m	1:19.19 [2] (0:11.49)	1:07.70 [2] (0:11.24)	0:56.46 [2] (0:11.38)	0:45.08 [2] (0:11.52)	0:33.56 [2] (0:11.11)	0:22.45 [2] (0:10.78)	0:33.56	+1
3	12	RED DEFCON Fred Larson	5	68.9 400m	0:10.68 400m	1:19.25 [3] (0:12.00)	1:07.25 [7] (0:11.51)	0:55.74 [7] (0:11.41)	0:44.33 [7] (0:11.22)	0:33.11 [6] (0:11.06)	0:22.05 [5] (0:10.68)	0:33.11	+2
4	3	DEEP RESPECT Corey Sutherland	3	68.1 400m	0:10.81 400m	1:19.45 [4] (0:11.81)	1:07.64 [6] (0:11.50)	0:56.14 [5] (0:11.41)	0:44.73 [5] (0:11.35)	0:33.38 [5] (0:11.20)	0:22.18 [6] (0:10.81)	0:33.38	+0
5	5	TAKE A PICTURE Olivia Webb	2	66.3 400m	0:10.91 400m	1:19.48 [5] (0:11.59)	1:07.89 [4] (0:11.40)	0:56.49 [4] (0:11.41)	0:45.08 [3] (0:11.37)	0:33.71 [3] (0:11.12)	0:22.59 [3] (0:10.91)	0:33.71	+0
6	8	ARTFUL GIRL Jasper Franklin	7	65.1 400m	0:11.14 400m	1:20.25 [6] (0:11.78)	1:08.47 [5] (0:11.62)	0:56.85 [6] (0:11.44)	0:45.41 [6] (0:11.45)	0:33.96 [7] (0:11.31)	0:22.65 [7] (0:11.14)	0:33.96	+1
7	2	CENTRAL PARK Damien Thornton	6	66.2 400m	0:11.11 400m	1:20.36 [7] (0:11.53)	1:08.83 [3] (0:11.44)	0:57.39 [3] (0:11.46)	0:45.93 [4] (0:11.36)	0:34.57 [4] (0:11.19)	0:23.38 [4] (0:11.11)	0:34.57	+3

Scratched: Can't Getwhatiwant (#6), Astra Star (#1), Super Quick (#4), North Of Eli (#7), Cutepi (#11)



# DoombenProfessional

## Race 5: SKY RACING Class 5 Plate - 1350m

17 January 2026 - 15:09



BRISBANE  
RACING CLUB

Track Rating: Good 4, Weather: Overcast, Rail Position: +5m Entire

Section						200m			Last 600m
Field Times						0:11.56 (0:11.56)			0:33.50
Rank	TAB	Horse/Jockey	Barrier	Top Speed [km/h]	Fastest Section	Margin		Distance Travelled [m]	
1	10	ACAPPELLA SUN	1	67.5	0:10.81	0:11.56 [1]	1:18.88	0:33.50	
		Chelsea Baker		400m	400m	(0:11.56)			
2	9	NOBLE DECREE	4	67.5	0:10.78	0:11.67 [2]	1.82L	0:33.56	+1
		Jag Guthmann-Chester		400m	400m	(0:11.67)			
3	12	RED DEFCON	5	68.9	0:10.68	0:11.37 [4]	2.2L	0:33.11	+2
		Fred Larson		400m	400m	(0:11.37)			
4	3	DEEP RESPECT	3	68.1	0:10.81	0:11.37 [5]	3.36L	0:33.38	+0
		Corey Sutherland		400m	400m	(0:11.37)			
5	5	TAKE A PICTURE	2	66.3	0:10.91	0:11.68 [3]	3.53L	0:33.71	+0
		Olivia Webb		400m	400m	(0:11.68)			
6	8	ARTFUL GIRL	7	65.1	0:11.14	0:11.51 [7]	8.07L	0:33.96	+1
		Jasper Franklin		400m	400m	(0:11.51)			
7	2	CENTRAL PARK	6	66.2	0:11.11	0:12.27 [6]	8.71L	0:34.57	+3
		Damien Thornton		400m	400m	(0:12.27)			

Scratched: Can't Getwhatiwant (#6), Astra Star (#1), Super Quick (#4), North Of Eli (#7), Cutepi (#11)



Horse/Jockey Name	Acappella Sun
Final Rank	1
Fastest Section Time (Section)	0:10.81 (400m)
Top Speed [km/h] (Section)	67.5 (400m)
Race State	Finished



DoombenProfessional

Race 5: SKY RACING Class 5 Plate - 1350m

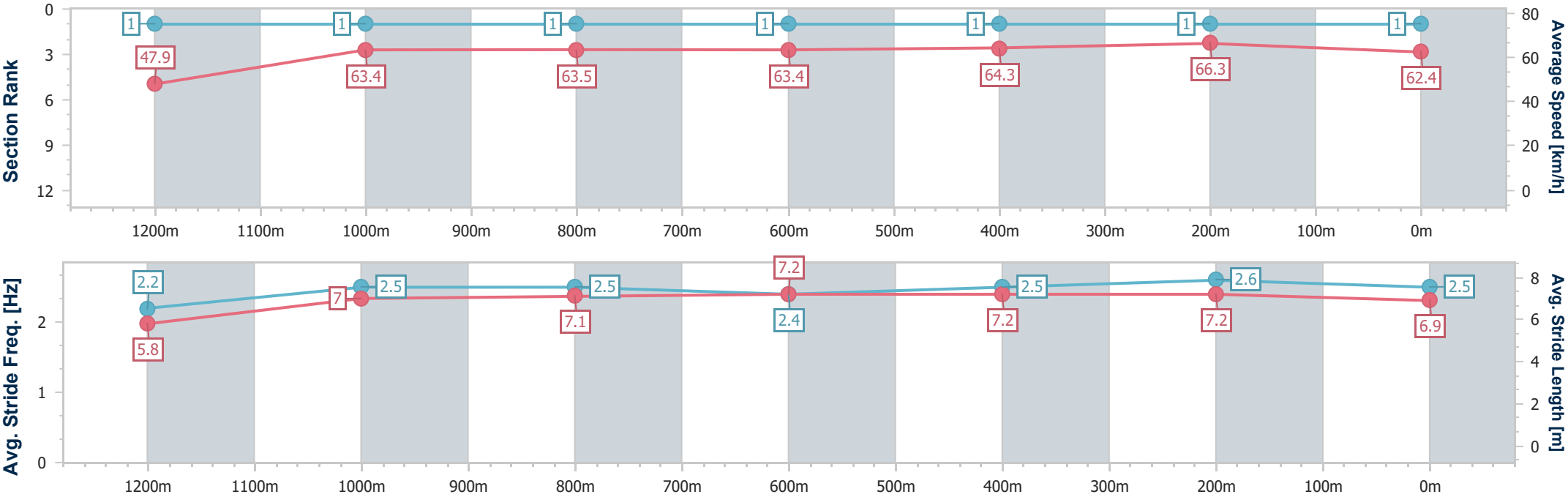
17 January 2026 - 15:09

Track Rating: Good 4, Weather: Overcast, Rail Position: +5m Entire



BRISBANE  
RACING CLUB

Section	Overall	1200m	1000m	800m	600m	400m	200m						
Section Times	1:18.88 [1] (0:11.34)	1:07.54 [1] (0:11.32)	0:56.22 [1] (0:11.38)	0:44.84 [1] (0:11.34)	0:33.50 [1] (0:11.13)	0:22.37 [1] (0:10.81)	0:11.56 [1] (0:11.56)						
Average Speed [km/h]	47.9	63.4	63.5	63.4	64.3	66.3	62.4						
Top Speed [km/h]	64.5	65.0	65.0	64.0	65.5	67.5	66.0						
Avg. Dist. to Rail [m]	1.1	0.1	0.3	0.2	0.8	1.3	1.6						
Avg. Stride Freq. [Hz]	2.2	2.5	2.5	2.4	2.5	2.6	2.5						
Avg. Stride Length [m]	5.8	7.0	7.1	7.2	7.2	7.2	6.9						





Horse/Jockey Name	Noble Decree
Final Rank	2
Fastest Section Time (Section)	0:10.78 (400m)
Top Speed [km/h] (Section)	67.5 (400m)
Race State	Finished

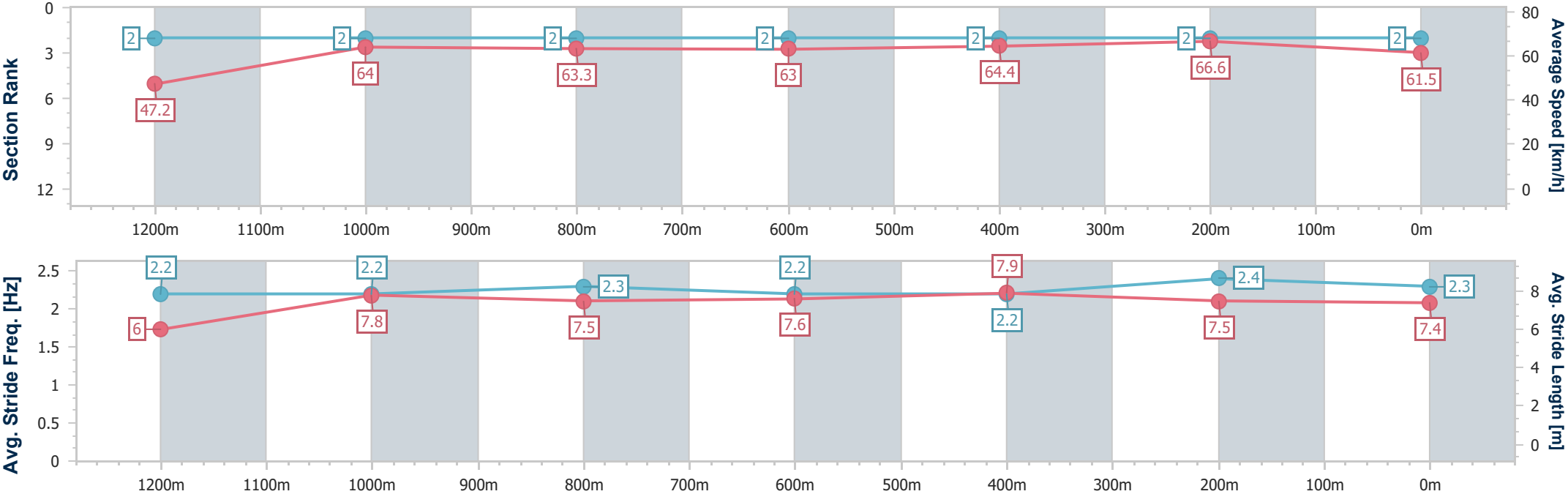


DoombenProfessional  
Race 5: SKY RACING Class 5 Plate - 1350m  
17 January 2026 - 15:09  
Track Rating: Good 4, Weather: Overcast, Rail Position: +5m Entire



BRISBANE  
RACING CLUB

Section	Overall	1200m	1000m	800m	600m	400m	200m						
Section Times	1:19.19 [2] (0:11.49)	1:07.70 [2] (0:11.24)	0:56.46 [2] (0:11.38)	0:45.08 [2] (0:11.52)	0:33.56 [2] (0:11.11)	0:22.45 [2] (0:10.78)	0:11.67 [2] (0:11.67)						
Average Speed [km/h]	47.2	64.0	63.3	63.0	64.4	66.6	61.5						
Top Speed [km/h]	61.5	65.4	64.9	63.4	66.2	67.5	65.0						
Avg. Dist. to Rail [m]	3.7	1.2	1.2	0.8	1.0	2.4	1.6						
Avg. Stride Freq. [Hz]	2.2	2.2	2.3	2.2	2.2	2.4	2.3						
Avg. Stride Length [m]	6.0	7.8	7.5	7.6	7.9	7.5	7.4						





Horse/Jockey Name	Red Defcon
Final Rank	3
Fastest Section Time (Section)	0:10.68 (400m)
Top Speed [km/h] (Section)	68.9 (400m)
Race State	Finished

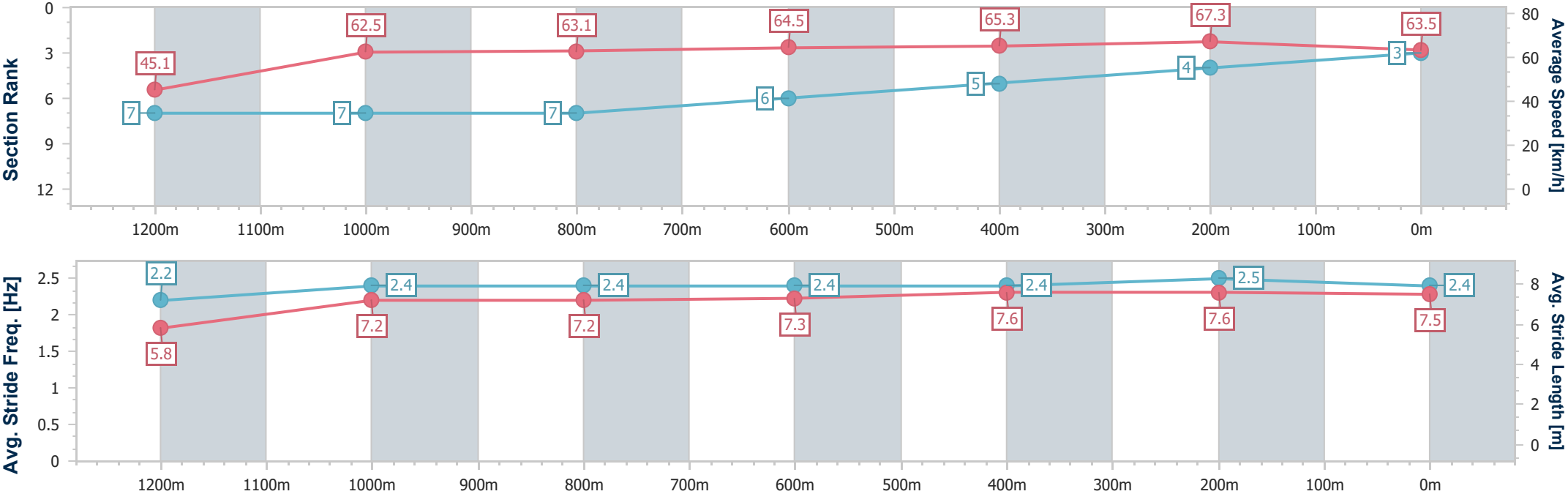


DoombenProfessional  
Race 5: SKY RACING Class 5 Plate - 1350m  
17 January 2026 - 15:09  
Track Rating: Good 4, Weather: Overcast, Rail Position: +5m Entire



BRISBANE  
RACING CLUB

Section	Overall	1200m	1000m	800m	600m	400m	200m						
Section Times	1:19.25 [3] (0:12.00)	1:07.25 [7] (0:11.51)	0:55.74 [7] (0:11.41)	0:44.33 [7] (0:11.22)	0:33.11 [6] (0:11.06)	0:22.05 [5] (0:10.68)	0:11.37 [4] (0:11.37)						
Average Speed [km/h]	45.1	62.5	63.1	64.5	65.3	67.3	63.5						
Top Speed [km/h]	60.3	63.5	63.7	66.6	66.1	68.9	66.2						
Avg. Dist. to Rail [m]	4.5	0.6	0.5	0.5	0.4	0.6	1.4						
Avg. Stride Freq. [Hz]	2.2	2.4	2.4	2.4	2.4	2.5	2.4						
Avg. Stride Length [m]	5.8	7.2	7.2	7.3	7.6	7.6	7.5						





Horse/Jockey Name	Deep Respect
Final Rank	4
Fastest Section Time (Section)	0:10.81 (400m)
Top Speed [km/h] (Section)	68.1 (400m)
Race State	Finished

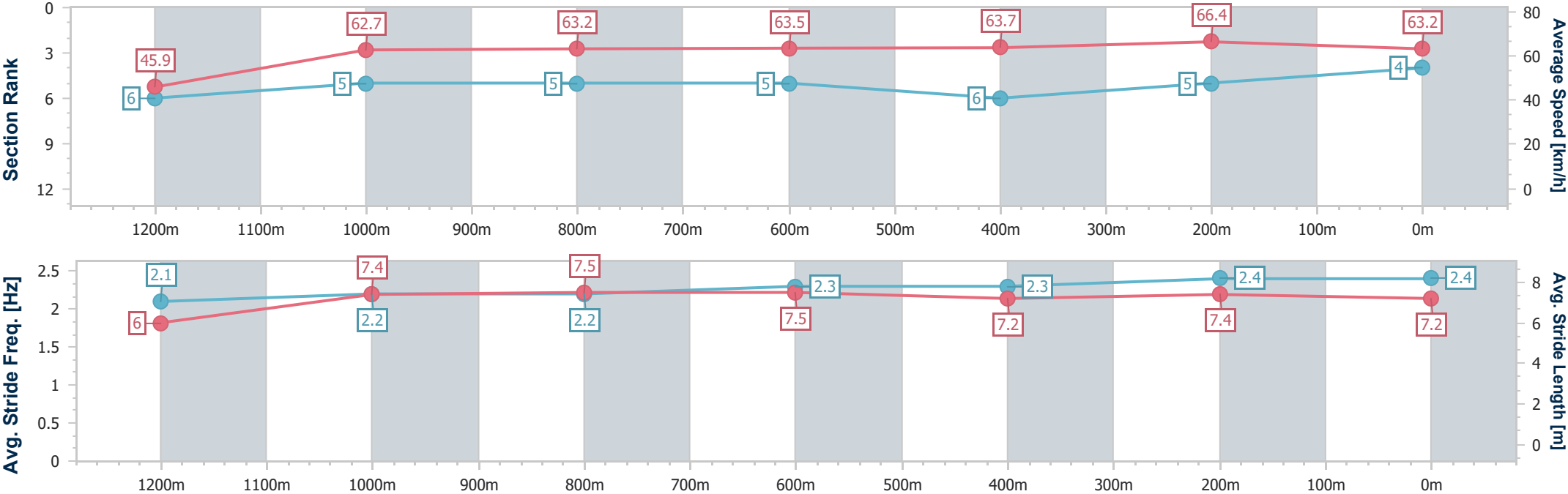


DoombenProfessional  
Race 5: SKY RACING Class 5 Plate - 1350m  
17 January 2026 - 15:09  
Track Rating: Good 4, Weather: Overcast, Rail Position: +5m Entire



BRISBANE  
RACING CLUB

Section	Overall	1200m	1000m	800m	600m	400m	200m						
Section Times	1:19.45 [4] (0:11.81)	1:07.64 [6] (0:11.50)	0:56.14 [5] (0:11.41)	0:44.73 [5] (0:11.35)	0:33.38 [5] (0:11.20)	0:22.18 [6] (0:10.81)	0:11.37 [5] (0:11.37)						
Average Speed [km/h]	45.9	62.7	63.2	63.5	63.7	66.4	63.2						
Top Speed [km/h]	62.9	63.3	63.6	65.2	65.2	68.1	65.6						
Avg. Dist. to Rail [m]	3.0	0.4	0.5	0.3	0.9	2.6	0.9						
Avg. Stride Freq. [Hz]	2.1	2.2	2.2	2.3	2.3	2.4	2.4						
Avg. Stride Length [m]	6.0	7.4	7.5	7.5	7.2	7.4	7.2						







Horse/Jockey Name	Take A Picture
Final Rank	5
Fastest Section Time (Section)	0:10.91 (400m)
Top Speed [km/h] (Section)	66.3 (400m)
Race State	Finished

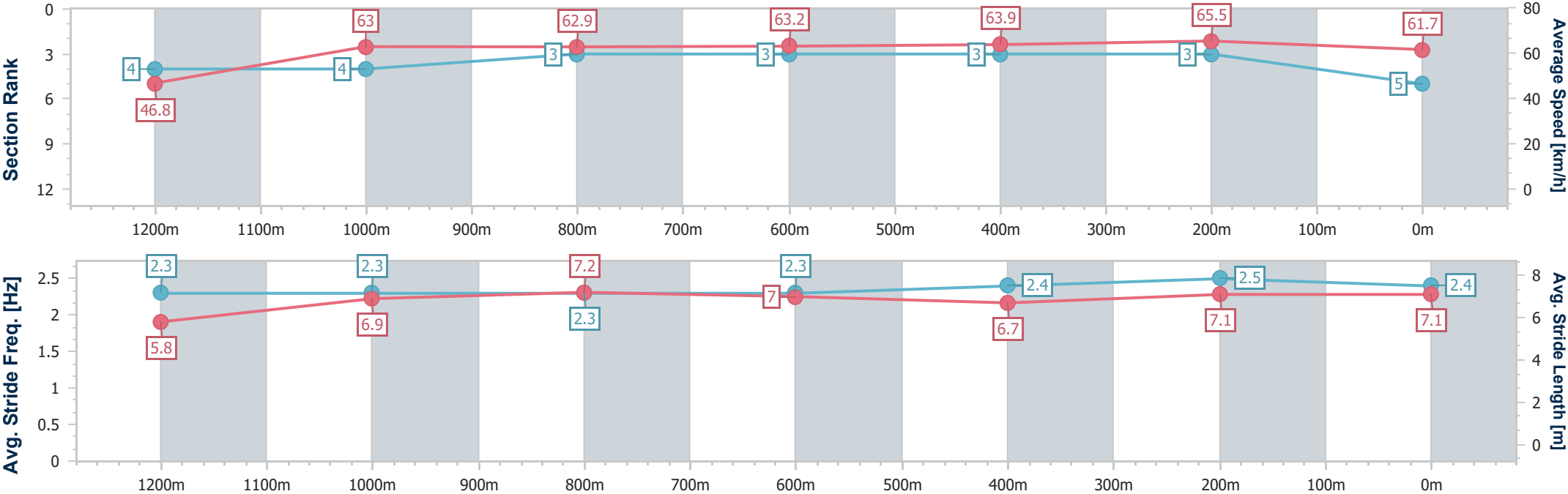


DoombenProfessional  
Race 5: SKY RACING Class 5 Plate - 1350m  
17 January 2026 - 15:09  
Track Rating: Good 4, Weather: Overcast, Rail Position: +5m Entire



BRISBANE  
RACING CLUB

Section	Overall	1200m	1000m	800m	600m	400m	200m						
Section Times	1:19.48 [5] (0:11.59)	1:07.89 [4] (0:11.40)	0:56.49 [4] (0:11.41)	0:45.08 [3] (0:11.37)	0:33.71 [3] (0:11.12)	0:22.59 [3] (0:10.91)	0:11.68 [3] (0:11.68)						
Average Speed [km/h]	46.8	63.0	62.9	63.2	63.9	65.5	61.7						
Top Speed [km/h]	63.2	63.9	64.0	64.6	64.8	66.3	65.2						
Avg. Dist. to Rail [m]	2.0	0.2	0.4	1.0	2.3	2.2	1.6						
Avg. Stride Freq. [Hz]	2.3	2.3	2.3	2.3	2.4	2.5	2.4						
Avg. Stride Length [m]	5.8	6.9	7.2	7.0	6.7	7.1	7.1						





Horse/Jockey Name	Artful Girl
Final Rank	6
Fastest Section Time (Section)	0:11.14 (400m)
Top Speed [km/h] (Section)	65.1 (400m)
Race State	Finished

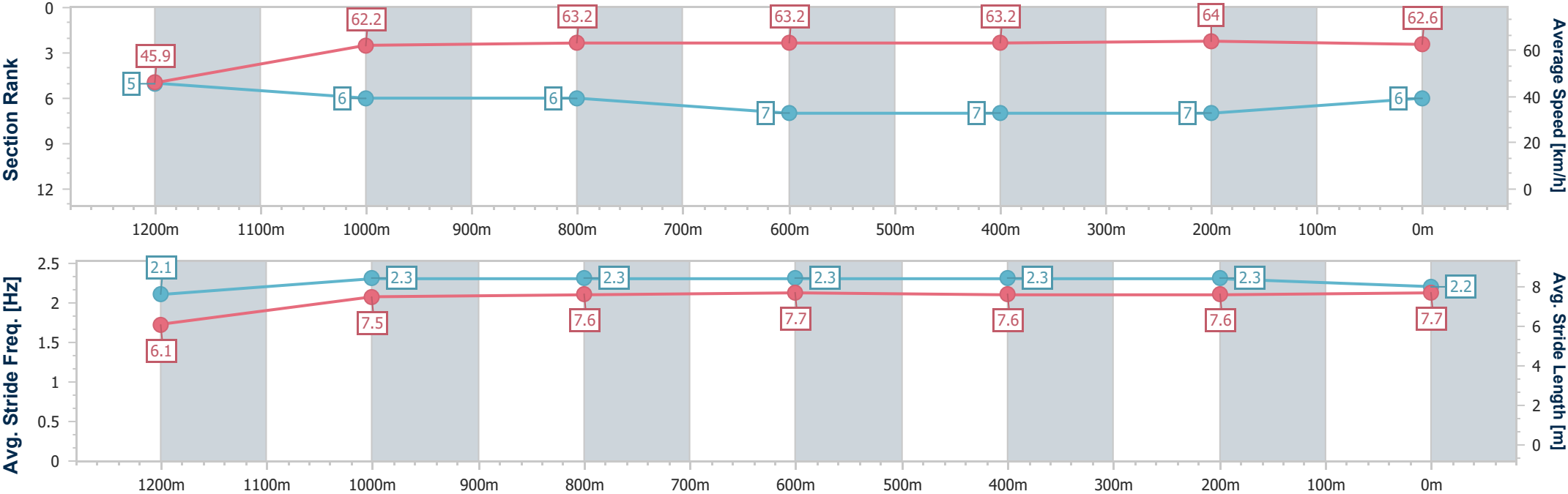


DoombenProfessional  
Race 5: SKY RACING Class 5 Plate - 1350m  
17 January 2026 - 15:09  
Track Rating: Good 4, Weather: Overcast, Rail Position: +5m Entire



BRISBANE  
RACING CLUB

Section	Overall	1200m	1000m	800m	600m	400m	200m						
Section Times	1:20.25 [6] (0:11.78)	1:08.47 [5] (0:11.62)	0:56.85 [6] (0:11.44)	0:45.41 [6] (0:11.45)	0:33.96 [7] (0:11.31)	0:22.65 [7] (0:11.14)	0:11.51 [7] (0:11.51)						
Average Speed [km/h]	45.9	62.2	63.2	63.2	63.2	64.0	62.6						
Top Speed [km/h]	58.7	63.1	63.8	63.8	63.6	65.1	64.5						
Avg. Dist. to Rail [m]	8.2	2.1	1.7	1.2	1.5	2.4	0.7						
Avg. Stride Freq. [Hz]	2.1	2.3	2.3	2.3	2.3	2.3	2.2						
Avg. Stride Length [m]	6.1	7.5	7.6	7.7	7.6	7.6	7.7						





Horse/Jockey Name	Central Park
Final Rank	7
Fastest Section Time (Section)	0:11.11 (400m)
Top Speed [km/h] (Section)	66.2 (400m)
Race State	Finished



DoombenProfessional

Race 5: SKY RACING Class 5 Plate - 1350m

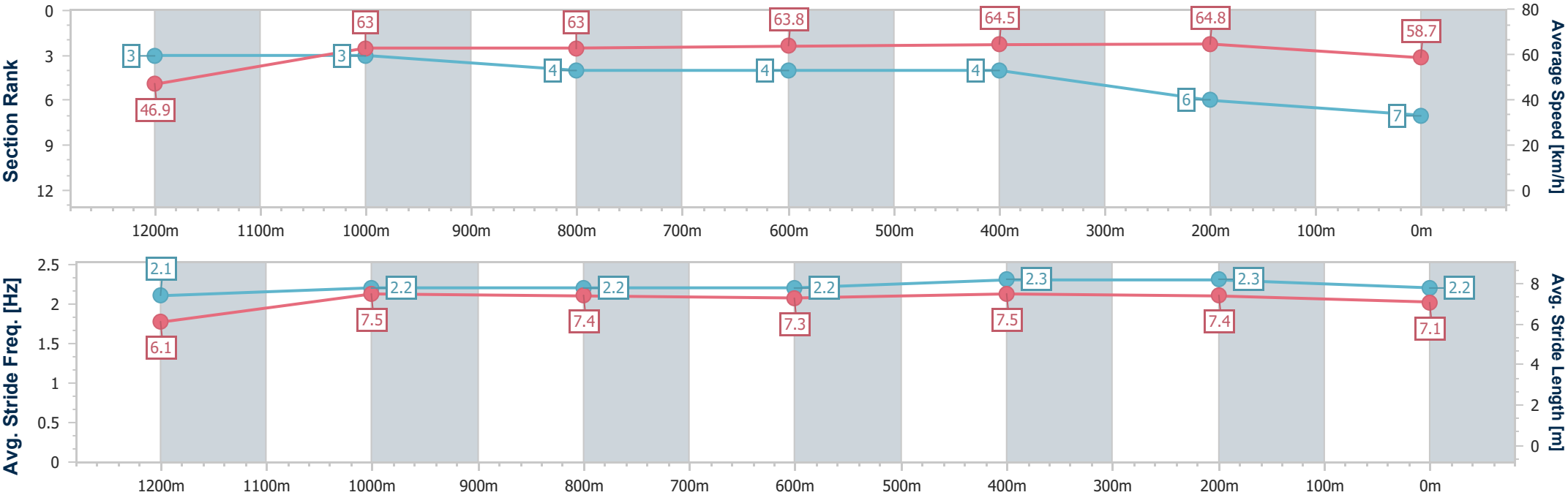
17 January 2026 - 15:09

Track Rating: Good 4, Weather: Overcast, Rail Position: +5m Entire



BRISBANE  
RACING CLUB

Section	Overall	1200m	1000m	800m	600m	400m	200m						
Section Times	1:20.36 [7] (0:11.53)	1:08.83 [3] (0:11.44)	0:57.39 [3] (0:11.46)	0:45.93 [4] (0:11.36)	0:34.57 [4] (0:11.19)	0:23.38 [4] (0:11.11)	0:12.27 [6] (0:12.27)						
Average Speed [km/h]	46.9	63.0	63.0	63.8	64.5	64.8	58.7						
Top Speed [km/h]	61.5	63.8	63.9	65.2	65.0	66.2	62.8						
Avg. Dist. to Rail [m]	6.5	1.6	1.6	1.1	0.5	0.8	1.9						
Avg. Stride Freq. [Hz]	2.1	2.2	2.2	2.2	2.3	2.3	2.2						
Avg. Stride Length [m]	6.1	7.5	7.4	7.3	7.5	7.4	7.1						





**DoombenProfessional**  
**Race 6: GIRLS DAY OUT 7TH MARCH** Colts, Geldings and Entire  
**BENCHMARK 68 Handicap - 1200m**  
**17 January 2026 - 15:48**



Track Rating: Good 3, Weather: Overcast, Rail Position: +5m Entire

Section						Overall	1000m	800m	600m	400m	200m	Last 600m		
Field Times						1:09.53 (0:13.50)	0:56.03 (0:10.85)	0:45.18 (0:10.89)	0:34.29 (0:11.07)	0:23.22 (0:11.21)	0:12.01 (0:12.01)	0:34.29		
Rank	TAB	Horse/Jockey	Barrier	Top Speed [km/h]	Fastest Section							Margin	Distance Travelled [m]	
1	9	THE GAMBLING GREEK	5	67.2	0:10.85	1:09.53 [1]	0:56.03 [1]	0:45.18 [1]	0:34.29 [1]	0:23.22 [1]	0:12.01 [1]	1:09.53	0:34.29	
		Brandon Lerena		1000m	1000m	(0:13.50)	(0:10.85)	(0:10.89)	(0:11.07)	(0:11.21)	(0:12.01)			
2	5	BROKEN HERO	7	67.8	0:10.85	1:09.98 [2]	0:56.25 [4]	0:45.40 [2]	0:34.51 [2]	0:23.42 [2]	0:12.23 [2]	2.69L	0:34.51	+0
		Paul Hamblin		Overall	1000m	(0:13.73)	(0:10.85)	(0:10.89)	(0:11.09)	(0:11.19)	(0:12.23)			
3	3	SUPER QUICK	3	67.3	0:10.99	1:10.05 [3]	0:56.54 [2]	0:45.44 [3]	0:34.45 [3]	0:23.32 [3]	0:12.01 [3]	3.1L	0:34.45	+0
		Sean Cormack		Overall	800m	(0:13.51)	(0:11.10)	(0:10.99)	(0:11.13)	(0:11.31)	(0:12.01)			
4	11	INNERVISIONS	1	67.1	0:11.02	1:10.14 [4]	0:56.41 [5]	0:45.37 [4]	0:34.32 [4]	0:23.30 [4]	0:12.00 [4]	3.64L	0:34.32	-1
		Heavelon Van		Overall	600m	(0:13.73)	(0:11.04)	(0:11.05)	(0:11.02)	(0:11.30)	(0:12.00)			
5	7	SLUSH FUND	4	67.2	0:11.03	1:10.26 [5]	0:56.55 [3]	0:45.24 [5]	0:34.21 [5]	0:23.12 [5]	0:11.88 [5]	4.31L	0:34.21	+1
		Damien Thornton		800m	800m	(0:13.71)	(0:11.31)	(0:11.03)	(0:11.09)	(0:11.24)	(0:11.88)			
6	4	THIS IS ONE	2	66.0	0:11.07	1:10.46 [6]	0:56.57 [6]	0:45.30 [6]	0:34.23 [7]	0:23.05 [7]	0:11.90 [7]	5.48L	0:34.23	-1
		Corey Sutherland		600m	800m	(0:13.89)	(0:11.27)	(0:11.07)	(0:11.18)	(0:11.15)	(0:11.90)			
7	13	ENCOURAGED	6	67.4	0:10.96	1:10.49 [7]	0:56.39 [7]	0:45.31 [7]	0:34.26 [6]	0:23.30 [6]	0:12.06 [6]	5.7L	0:34.26	+1
		Tahlia Fenlon		Overall	600m	(0:14.10)	(0:11.08)	(0:11.05)	(0:10.96)	(0:11.24)	(0:12.06)			

Scratched: Limero (#12), Custo (#6), Bundella (#8), Stanislaus (#2), The Pool Boy (#14), King Jester (#1), He's For The Girls (#10)



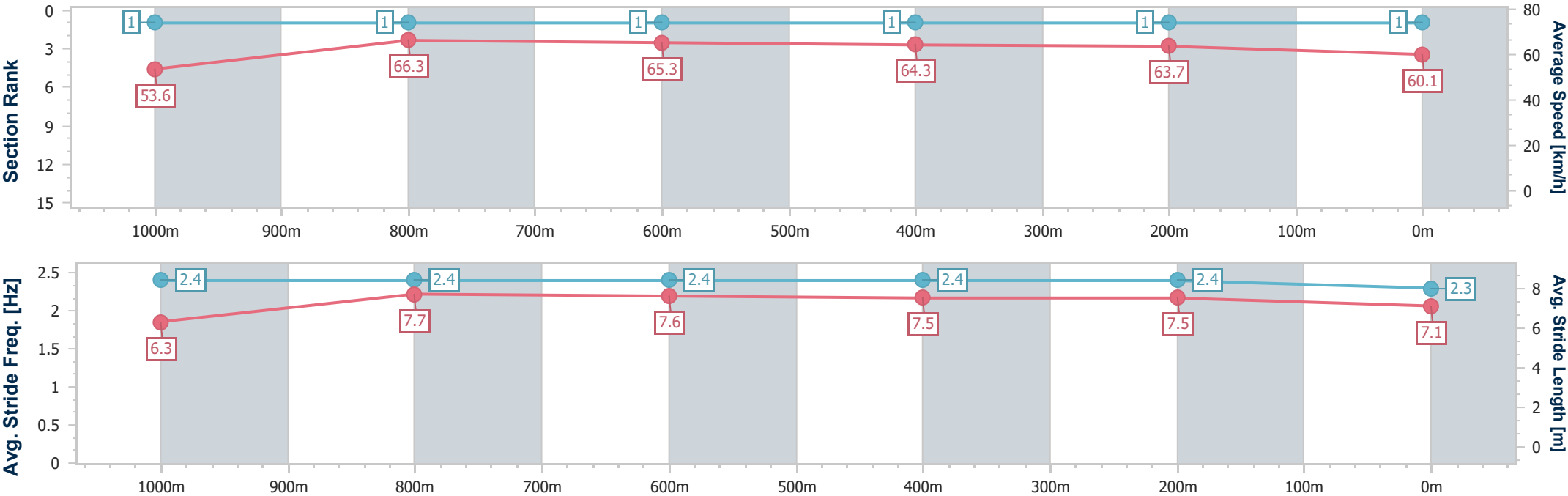
Horse/Jockey Name	The Gambling Greek
Final Rank	1
Fastest Section Time (Section)	0:10.85 (1000m)
Top Speed [km/h] (Section)	67.2 (1000m)
Race State	Finished



DoombenProfessional  
Race 6: GIRLS DAY OUT 7TH MARCH Colts, Geldings and  
Entires BENCHMARK 68 Handicap - 1200m  
17 January 2026 - 15:48  
Track Rating: Good 3, Weather: Overcast, Rail Position: +5m Entire



Section	Overall	1000m	800m	600m	400m	200m								
Section Times	1:09.53 [1] (0:13.50)	0:56.03 [1] (0:10.85)	0:45.18 [1] (0:10.89)	0:34.29 [1] (0:11.07)	0:23.22 [1] (0:11.21)	0:12.01 [1] (0:12.01)								
Average Speed [km/h]	53.6	66.3	65.3	64.3	63.7	60.1								
Top Speed [km/h]	66.6	67.2	66.7	65.5	64.7	63.0								
Avg. Dist. to Rail [m]	3.8	1.2	1.7	2.6	1.2	0.2								
Avg. Stride Freq. [Hz]	2.4	2.4	2.4	2.4	2.4	2.3								
Avg. Stride Length [m]	6.3	7.7	7.6	7.5	7.5	7.1								





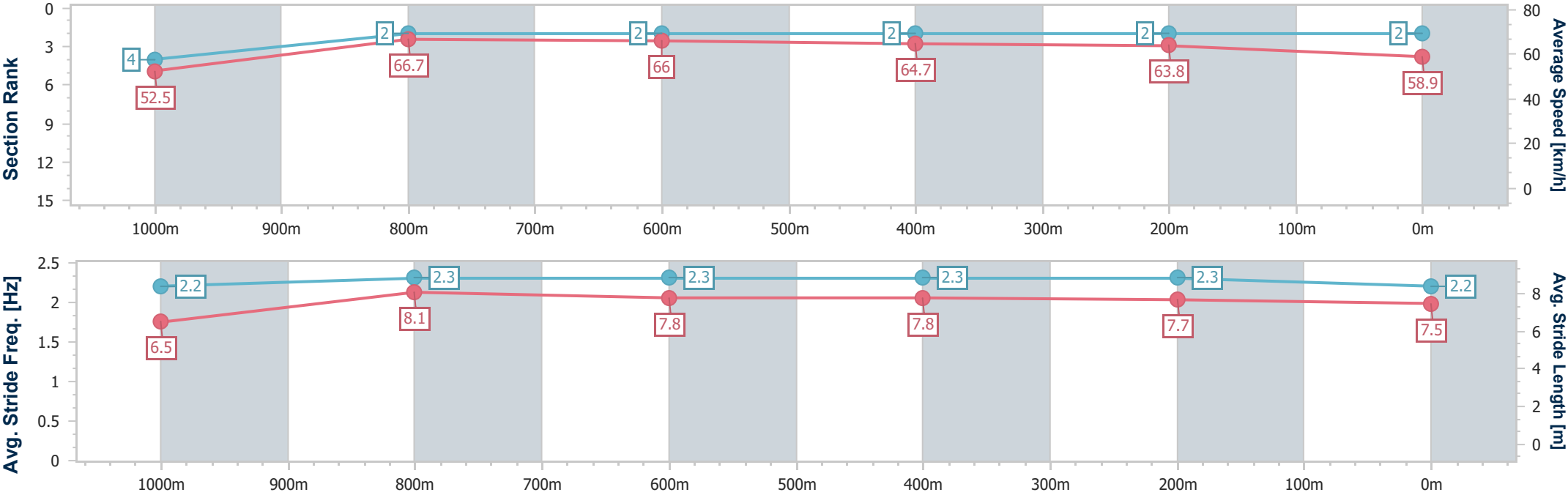
Horse/Jockey Name	Broken Hero
Final Rank	2
Fastest Section Time (Section)	0:10.85 (1000m)
Top Speed [km/h] (Section)	67.8 (Overall)
Race State	Finished



DoombenProfessional  
Race 6: GIRLS DAY OUT 7TH MARCH Colts, Geldings and  
Entires BENCHMARK 68 Handicap - 1200m  
17 January 2026 - 15:48  
Track Rating: Good 3, Weather: Overcast, Rail Position: +5m Entire



Section	Overall	1000m	800m	600m	400m	200m								
Section Times	1:09.98 [2] (0:13.73)	0:56.25 [4] (0:10.85)	0:45.40 [2] (0:10.89)	0:34.51 [2] (0:11.09)	0:23.42 [2] (0:11.19)	0:12.23 [2] (0:12.23)								
Average Speed [km/h]	52.5	66.7	66.0	64.7	63.8	58.9								
Top Speed [km/h]	67.8	67.7	67.0	66.1	65.3	62.2								
Avg. Dist. to Rail [m]	5.8	2.4	0.4	1.1	0.6	0.2								
Avg. Stride Freq. [Hz]	2.2	2.3	2.3	2.3	2.3	2.2								
Avg. Stride Length [m]	6.5	8.1	7.8	7.8	7.7	7.5								





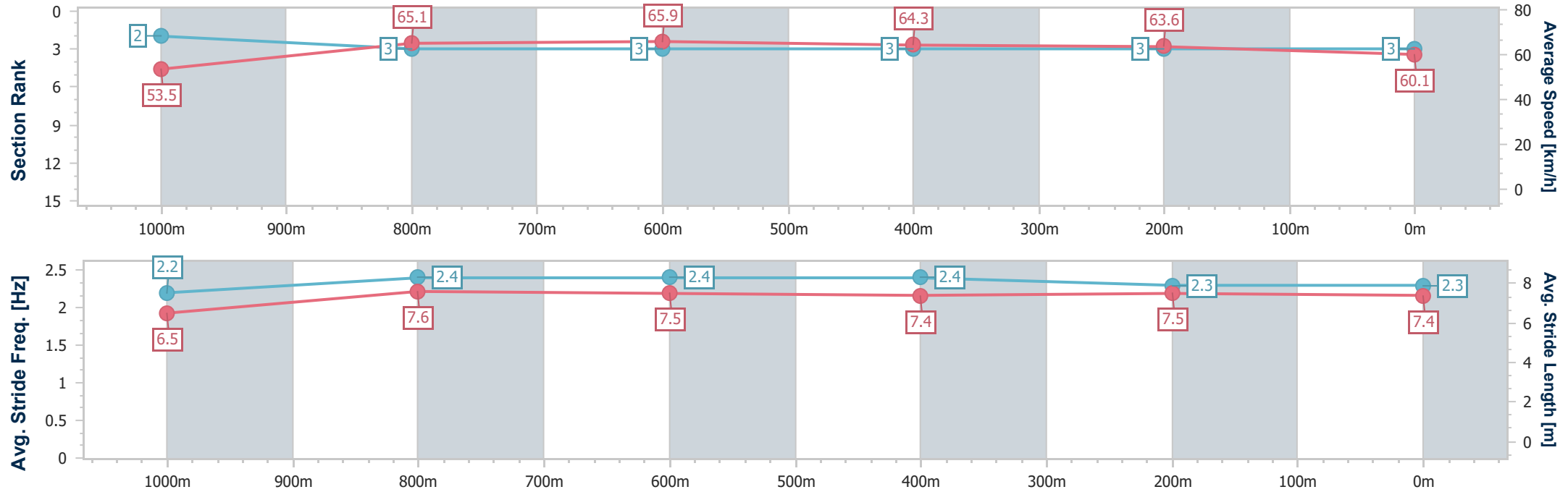
Horse/Jockey Name	Super Quick
Final Rank	3
Fastest Section Time (Section)	0:10.99 (800m)
Top Speed [km/h] (Section)	67.3 (Overall)
Race State	Finished



DoombenProfessional  
Race 6: GIRLS DAY OUT 7TH MARCH Colts, Geldings and  
Entires BENCHMARK 68 Handicap - 1200m  
17 January 2026 - 15:48  
Track Rating: Good 3, Weather: Overcast, Rail Position: +5m Entire



Section	Overall	1000m	800m	600m	400m	200m								
Section Times	1:10.05 [3] (0:13.51)	0:56.54 [2] (0:11.10)	0:45.44 [3] (0:10.99)	0:34.45 [3] (0:11.13)	0:23.32 [3] (0:11.31)	0:12.01 [3] (0:12.01)								
Average Speed [km/h]	53.5	65.1	65.9	64.3	63.6	60.1								
Top Speed [km/h]	67.3	66.5	67.0	66.1	64.7	63.3								
Avg. Dist. to Rail [m]	1.6	1.3	0.8	0.5	1.6	3.1								
Avg. Stride Freq. [Hz]	2.2	2.4	2.4	2.4	2.3	2.3								
Avg. Stride Length [m]	6.5	7.6	7.5	7.4	7.5	7.4								





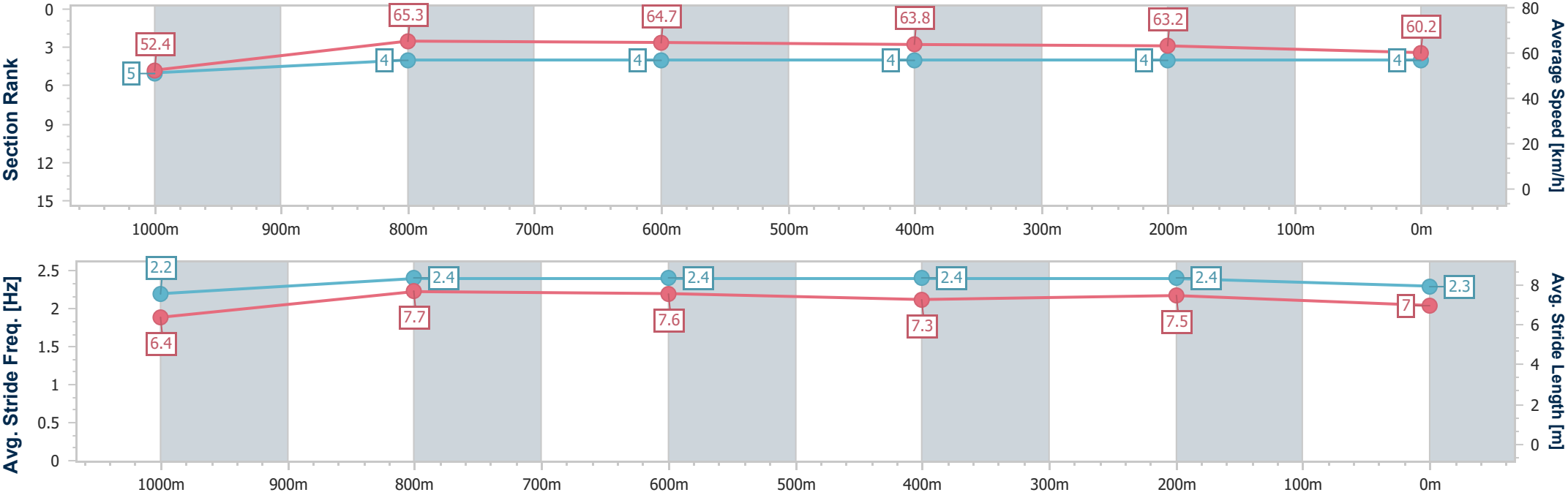
Horse/Jockey Name	Innervisions
Final Rank	4
Fastest Section Time (Section)	0:11.02 (600m)
Top Speed [km/h] (Section)	67.1 (Overall)
Race State	Finished



DoombenProfessional  
Race 6: GIRLS DAY OUT 7TH MARCH Colts, Geldings and  
Entires BENCHMARK 68 Handicap - 1200m  
17 January 2026 - 15:48  
Track Rating: Good 3, Weather: Overcast, Rail Position: +5m Entire



Section	Overall	1000m	800m	600m	400m	200m								
Section Times	1:10.14 [4] (0:13.73)	0:56.41 [5] (0:11.04)	0:45.37 [4] (0:11.05)	0:34.32 [4] (0:11.02)	0:23.30 [4] (0:11.30)	0:12.00 [4] (0:12.00)								
Average Speed [km/h]	52.4	65.3	64.7	63.8	63.2	60.2								
Top Speed [km/h]	67.1	67.0	66.4	66.5	64.6	62.6								
Avg. Dist. to Rail [m]	0.4	0.3	1.4	3.5	3.5	1.6								
Avg. Stride Freq. [Hz]	2.2	2.4	2.4	2.4	2.4	2.3								
Avg. Stride Length [m]	6.4	7.7	7.6	7.3	7.5	7.0								







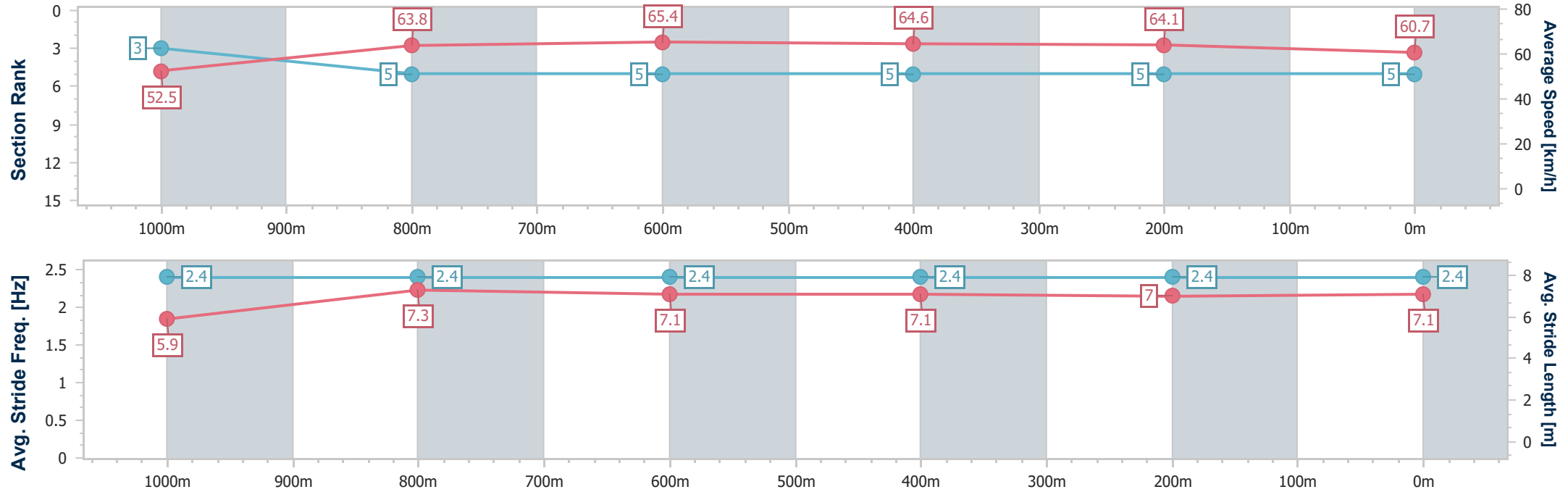
Horse/Jockey Name	Slush Fund
Final Rank	5
Fastest Section Time (Section)	0:11.03 (800m)
Top Speed [km/h] (Section)	67.2 (800m)
Race State	Finished



DoombenProfessional  
Race 6: GIRLS DAY OUT 7TH MARCH Colts, Geldings and  
Entires BENCHMARK 68 Handicap - 1200m  
17 January 2026 - 15:48  
Track Rating: Good 3, Weather: Overcast, Rail Position: +5m Entire



Section	Overall	1000m	800m	600m	400m	200m								
Section Times	1:10.26 [5] (0:13.71)	0:56.55 [3] (0:11.31)	0:45.24 [5] (0:11.03)	0:34.21 [5] (0:11.09)	0:23.12 [5] (0:11.24)	0:11.88 [5] (0:11.88)								
Average Speed [km/h]	52.5	63.8	65.4	64.6	64.1	60.7								
Top Speed [km/h]	66.3	65.5	67.2	67.1	64.8	63.9								
Avg. Dist. to Rail [m]	2.9	1.8	0.2	0.9	1.7	4.0								
Avg. Stride Freq. [Hz]	2.4	2.4	2.4	2.4	2.4	2.4								
Avg. Stride Length [m]	5.9	7.3	7.1	7.1	7.0	7.1								





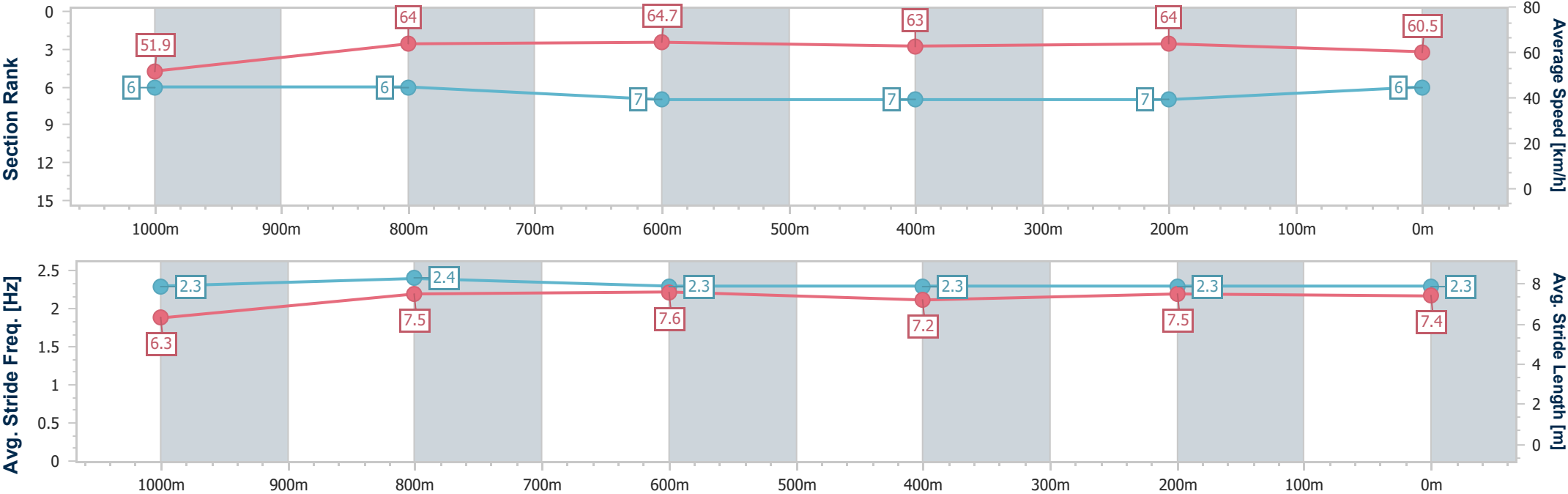
Horse/Jockey Name	This Is One
Final Rank	6
Fastest Section Time (Section)	0:11.07 (800m)
Top Speed [km/h] (Section)	66.0 (600m)
Race State	Finished



DoombenProfessional  
Race 6: GIRLS DAY OUT 7TH MARCH Colts, Geldings and  
Entires BENCHMARK 68 Handicap - 1200m  
17 January 2026 - 15:48  
Track Rating: Good 3, Weather: Overcast, Rail Position: +5m Entire



Section	Overall	1000m	800m	600m	400m	200m								
Section Times	1:10.46 [6] (0:13.89)	0:56.57 [6] (0:11.27)	0:45.30 [6] (0:11.07)	0:34.23 [7] (0:11.18)	0:23.05 [7] (0:11.15)	0:11.90 [7] (0:11.90)								
Average Speed [km/h]	51.9	64.0	64.7	63.0	64.0	60.5								
Top Speed [km/h]	65.6	65.7	66.0	66.0	65.4	63.5								
Avg. Dist. to Rail [m]	1.3	1.3	1.3	3.6	2.2	2.7								
Avg. Stride Freq. [Hz]	2.3	2.4	2.3	2.3	2.3	2.3								
Avg. Stride Length [m]	6.3	7.5	7.6	7.2	7.5	7.4								





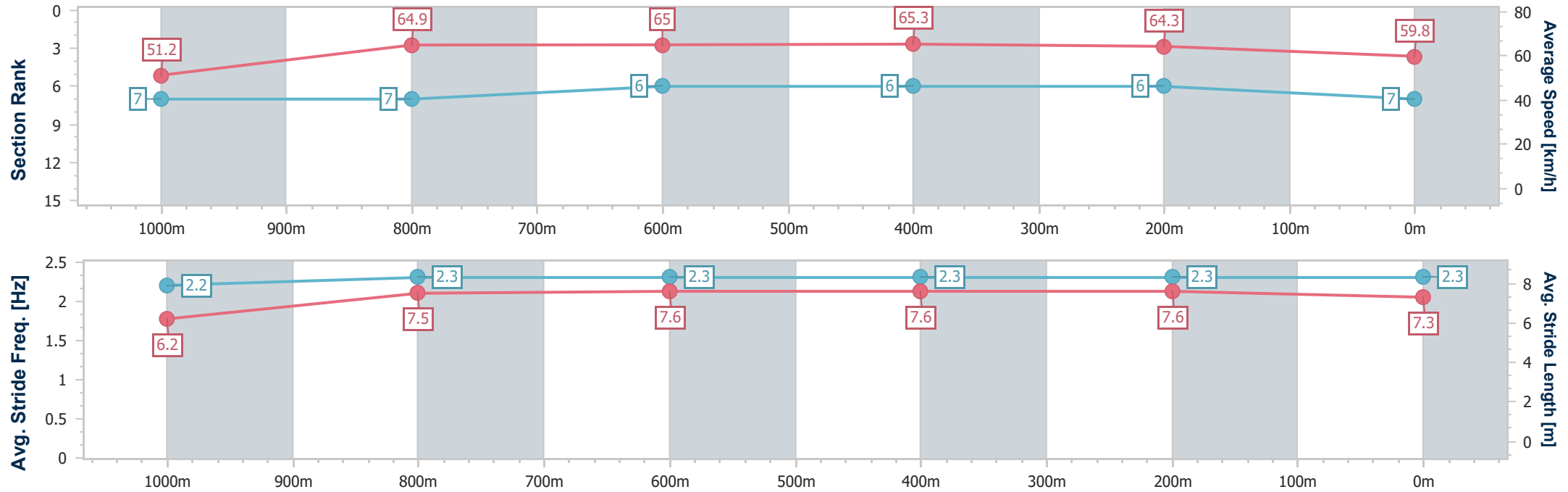
Horse/Jockey Name	Encouraged
Final Rank	7
Fastest Section Time (Section)	0:10.96 (600m)
Top Speed [km/h] (Section)	67.4 (Overall)
Race State	Finished



DoombenProfessional  
Race 6: GIRLS DAY OUT 7TH MARCH Colts, Geldings and  
Entires BENCHMARK 68 Handicap - 1200m  
17 January 2026 - 15:48  
Track Rating: Good 3, Weather: Overcast, Rail Position: +5m Entire



Section	Overall	1000m	800m	600m	400m	200m								
Section Times	1:10.49 [7] (0:14.10)	0:56.39 [7] (0:11.08)	0:45.31 [7] (0:11.05)	0:34.26 [6] (0:10.96)	0:23.30 [6] (0:11.24)	0:12.06 [6] (0:12.06)								
Average Speed [km/h]	51.2	64.9	65.0	65.3	64.3	59.8								
Top Speed [km/h]	67.4	67.1	66.8	66.8	64.9	63.0								
Avg. Dist. to Rail [m]	3.5	0.7	0.6	0.8	2.8	5.5								
Avg. Stride Freq. [Hz]	2.2	2.3	2.3	2.3	2.3	2.3								
Avg. Stride Length [m]	6.2	7.5	7.6	7.6	7.6	7.3								





# DoombenProfessional

## Race 7: CRICKS HIGHWAY BENCHMARK 68 Handicap - 1630m

17 January 2026 - 16:28



BRISBANE  
RACING CLUB

Track Rating: Good 3, Weather: Overcast, Rail Position: +5m Entire

Section						Overall	1400m	1200m	1000m	800m	600m	400m	Last 600m		
Field Times						1:38.42 (0:15.55)	1:22.87 (0:11.20)	1:11.67 (0:12.02)	0:59.65 (0:12.44)	0:47.21 (0:11.99)	0:35.22 (0:11.52)	0:23.70 (0:11.59)	0:35.22		
Rank	TAB	Horse/Jockey	Barrier	Top Speed [km/h]	Fastest Section										Distance Travelled [m]
1	9	HEADHUNTER	11	65.5	0:11.28	1:38.42 [1]	1:22.67 [3]	1:11.39 [3]	0:59.37 [3]	0:46.89 [3]	0:34.95 [3]	0:23.55 [2]	0:34.95		
		Jag Guthmann-Chester		1400m	1400m	(0:15.75)	(0:11.28)	(0:12.02)	(0:12.48)	(0:11.94)	(0:11.40)	(0:11.44)			
2	3	DETRIMENTAL	10	66.0	0:11.25	1:38.48 [2]	1:22.91 [2]	1:11.66 [2]	0:59.60 [2]	0:47.12 [2]	0:35.10 [2]	0:23.51 [4]	0:35.10	-2	
		Corey Sutherland		1400m	1400m	(0:15.57)	(0:11.25)	(0:12.06)	(0:12.48)	(0:12.02)	(0:11.59)	(0:11.46)			
3	14	POSSIBILITIES	4	64.9	0:11.33	1:38.61 [3]	1:22.48 [9]	1:10.97 [8]	0:59.05 [9]	0:46.54 [9]	0:34.64 [8]	0:23.15 [7]	0:34.64	+0	
		Micheal Hellyer		400m	400m	(0:16.13)	(0:11.51)	(0:11.92)	(0:12.51)	(0:11.90)	(0:11.49)	(0:11.33)			
4	13	JEMOMA ALPILAGE	7	63.9	0:11.42	1:38.61 [4]	1:22.64 [5]	1:11.13 [5]	0:59.17 [7]	0:46.62 [7]	0:34.79 [5]	0:23.37 [5]	0:34.79	-2	
		Jasper Franklin		1400m	600m	(0:15.97)	(0:11.51)	(0:11.96)	(0:12.55)	(0:11.83)	(0:11.42)	(0:11.45)			
5	12	LARUSSO	3	64.4	0:11.26	1:38.79 [5]	1:22.91 [4]	1:11.65 [4]	0:59.71 [4]	0:47.26 [4]	0:35.28 [4]	0:23.84 [3]	0:35.28	-3	
		Damien Thornton		1400m	1400m	(0:15.88)	(0:11.26)	(0:11.94)	(0:12.45)	(0:11.98)	(0:11.44)	(0:11.64)			
6	15	IN SOCIETY	8	64.6	0:11.42	1:38.91 [6]	1:22.92 [6]	1:11.34 [7]	0:59.54 [6]	0:47.08 [5]	0:35.03 [7]	0:23.41 [8]	0:35.03	+6	
		Heavelon Van		1400m	400m	(0:15.99)	(0:11.58)	(0:11.80)	(0:12.46)	(0:12.05)	(0:11.62)	(0:11.42)			
7	5	KAREEM	5	64.9	0:11.31	1:38.93 [7]	1:22.53 [10]	1:11.13 [10]	0:59.18 [10]	0:46.71 [11]	0:34.68 [10]	0:23.28 [9]	0:34.68	-2	
		Paul Hamblin		400m	400m	(0:16.40)	(0:11.40)	(0:11.95)	(0:12.47)	(0:12.03)	(0:11.40)	(0:11.31)			
8	6	SPOOKY SPIRIT	1	63.5	0:11.38	1:39.32 [8]	1:23.19 [8]	1:11.81 [6]	0:59.96 [5]	0:47.48 [6]	0:35.45 [6]	0:23.99 [6]	0:35.45	-2	
		Chelsea Baker		1400m	1400m	(0:16.13)	(0:11.38)	(0:11.85)	(0:12.48)	(0:12.03)	(0:11.46)	(0:11.52)			
9	4	DRIALLE	2	66.1	0:11.20	1:39.45 [9]	1:23.90 [1]	1:12.70 [1]	1:00.68 [1]	0:48.24 [1]	0:36.25 [1]	0:24.73 [1]	0:36.25	-3	
		Jaden Lloyd		1400m	1400m	(0:15.55)	(0:11.20)	(0:12.02)	(0:12.44)	(0:11.99)	(0:11.52)	(0:11.74)			
10	10	HOUSTON ROCKET	6	64.8	0:11.33	1:39.63 [10]	1:23.15 [11]	1:11.74 [11]	0:59.81 [11]	0:47.43 [10]	0:35.25 [11]	0:23.81 [10]	0:35.25	+3	
		Tahlia Fenlon		1400m	400m	(0:16.48)	(0:11.41)	(0:11.93)	(0:12.38)	(0:12.18)	(0:11.44)	(0:11.33)			

Scratched: Chasing Jackley (#2), Chance With Wolves (#17), Diosa (#16), Yukanuma (#7), Giving Delight (#8), Moktaffy (#1)



## DoombenProfessional

### Race 7: CRICKS HIGHWAY BENCHMARK 68 Handicap - 1630m

17 January 2026 - 16:28



BRISBANE  
RACING CLUB

Track Rating: Good 3, Weather: Overcast, Rail Position: +5m Entire

Section					Overall	1400m	1200m	1000m	800m	600m	400m	Last 600m			
Field Times					1:38.42 (0:15.55)	1:22.87 (0:11.20)	1:11.67 (0:12.02)	0:59.65 (0:12.44)	0:47.21 (0:11.99)	0:35.22 (0:11.52)	0:23.70 (0:11.59)	0:35.22			
Rank	TAB	Horse/Jockey	Barrier	Top Speed [km/h]	Fastest Section										Distance Travelled [m]
11	11	WONFORWAZZA	9	64.7	0:11.68	1:39.98 [11]	1:23.94 [7]	1:12.26 [9]	1:00.50 [8]	0:47.93 [8]	0:35.78 [9]	0:23.99 [11]	0:35.78	+13	
		Brandon Lerena		Overall	1400m	(0:16.04)	(0:11.68)	(0:11.76)	(0:12.57)	(0:12.15)	(0:11.79)	(0:11.73)			

Scratched: Chasing Jackley (#2), Chance With Wolves (#17), Diosa (#16), Yukanuma (#7), Giving Delight (#8), Moktaffy (#1)



## DoombenProfessional

### Race 7: CRICKS HIGHWAY BENCHMARK 68 Handicap - 1630m

17 January 2026 - 16:28



BRISBANE  
RACING CLUB

Track Rating: Good 3, Weather: Overcast, Rail Position: +5m Entire

Section Field Times				200m 0:12.11 (0:12.11)				Last 600m 0:35.22	
Rank	TAB	Horse/Jockey	Barrier	Top Speed [km/h]	Fastest Section	Margin		Distance Travelled [m]	
1	9	HEADHUNTER	11	65.5	0:11.28	0:12.11 [1]	1:38.42	0:34.95	
		Jag Guthmann-Chester		1400m	1400m	(0:12.11)			
2	3	DETRIMENTAL	10	66.0	0:11.25	0:12.05 [2]	0.33L	0:35.10	-2
		Corey Sutherland		1400m	1400m	(0:12.05)			
3	14	POSSIBILITIES	4	64.9	0:11.33	0:11.82 [6]	1.09L	0:34.64	+0
		Micheal Hellyer		400m	400m	(0:11.82)			
4	13	JEMOMA ALPILAGE	7	63.9	0:11.42	0:11.92 [5]	1.15L	0:34.79	-2
		Jasper Franklin		1400m	600m	(0:11.92)			
5	12	LARUSSO	3	64.4	0:11.26	0:12.20 [4]	2.19L	0:35.28	-3
		Damien Thornton		1400m	1400m	(0:12.20)			
6	15	IN SOCIETY	8	64.6	0:11.42	0:11.99 [8]	2.89L	0:35.03	+6
		Heavelon Van		1400m	400m	(0:11.99)			
7	5	KAREEM	5	64.9	0:11.31	0:11.97 [9]	2.98L	0:34.68	-2
		Paul Hamblin		400m	400m	(0:11.97)			
8	6	SPOOKY SPIRIT	1	63.5	0:11.38	0:12.47 [7]	5.31L	0:35.45	-2
		Chelsea Baker		1400m	1400m	(0:12.47)			
9	4	DRIALLE	2	66.1	0:11.20	0:12.99 [3]	6.07L	0:36.25	-3
		Jaden Lloyd		1400m	1400m	(0:12.99)			
10	10	HOUSTON ROCKET	6	64.8	0:11.33	0:12.48 [10]	7.14L	0:35.25	+3
		Tahlia Fenlon		1400m	400m	(0:12.48)			

Scratched: Chasing Jackley (#2), Chance With Wolves (#17), Diosa (#16), Yukanuma (#7), Giving Delight (#8), Moktaffy (#1)

Report Created: Sat 17 January 2026 16:48 GMT+1 (Note: Timing is based on position data)

Page 3/15

[ ] Ranking at each section and finish  
-:-:- No data available at this section  
NA No data available

SCN Saddle cloth number  
DNF Did not finish  
DNT Did not track

data processed by  TRIPLESDATA



## DoombenProfessional

### Race 7: CRICKS HIGHWAY BENCHMARK 68 Handicap - 1630m

17 January 2026 - 16:28



BRISBANE  
RACING CLUB

Track Rating: Good 3, Weather: Overcast, Rail Position: +5m Entire

Section					200m		Last 600m		
Field Times					0:12.11 (0:12.11)		0:35.22		
Rank	TAB	Horse/Jockey	Barrier	Top Speed [km/h]	Fastest Section	Margin		Distance Travelled [m]	
11	11	WONFORWAZZA	9	64.7	0:11.68	0:12.26 [11]	9.2L	0:35.78	+13
		Brandon Lerena		Overall	1400m	(0:12.26)			

Scratched: Chasing Jackley (#2), Chance With Wolves (#17), Diosa (#16), Yukanuma (#7), Giving Delight (#8), Moktaffy (#1)



Horse/Jockey Name	Headhunter
Final Rank	1
Fastest Section Time (Section)	0:11.28 (1400m)
Top Speed [km/h] (Section)	65.5 (1400m)
Race State	Finished



DoombenProfessional



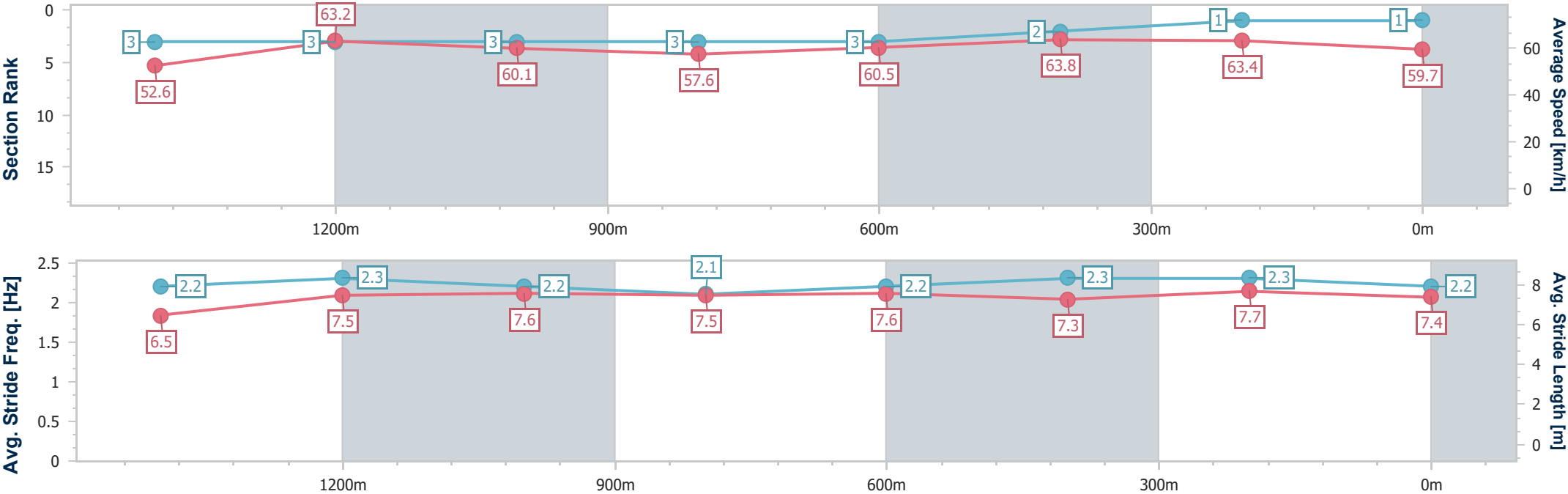
Race 7: CRICKS HIGHWAY BENCHMARK 68 Handicap - 1630m

17 January 2026 - 16:28

Track Rating: Good 3, Weather: Overcast, Rail Position: +5m Entire

BRISBANE  
RACING CLUB

Section	Overall	1400m	1200m	1000m	800m	600m	400m	200m					
Section Times	1:38.42 [1] (0:15.75)	1:22.67 [3] (0:11.28)	1:11.39 [3] (0:12.02)	0:59.37 [3] (0:12.48)	0:46.89 [3] (0:11.94)	0:34.95 [3] (0:11.40)	0:23.55 [2] (0:11.44)	0:12.11 [1] (0:12.11)					
Average Speed [km/h]	52.6	63.2	60.1	57.6	60.5	63.8	63.4	59.7					
Top Speed [km/h]	65.3	65.5	61.2	58.8	62.4	64.9	64.6	61.2					
Avg. Dist. to Rail [m]	5.0	1.0	0.5	0.3	0.8	1.9	3.7	4.4					
Avg. Stride Freq. [Hz]	2.2	2.3	2.2	2.1	2.2	2.3	2.3	2.2					
Avg. Stride Length [m]	6.5	7.5	7.6	7.5	7.6	7.3	7.7	7.4					







Horse/Jockey Name	Detrimental
Final Rank	2
Fastest Section Time (Section)	0:11.25 (1400m)
Top Speed [km/h] (Section)	66.0 (1400m)
Race State	Finished



DoombenProfessional



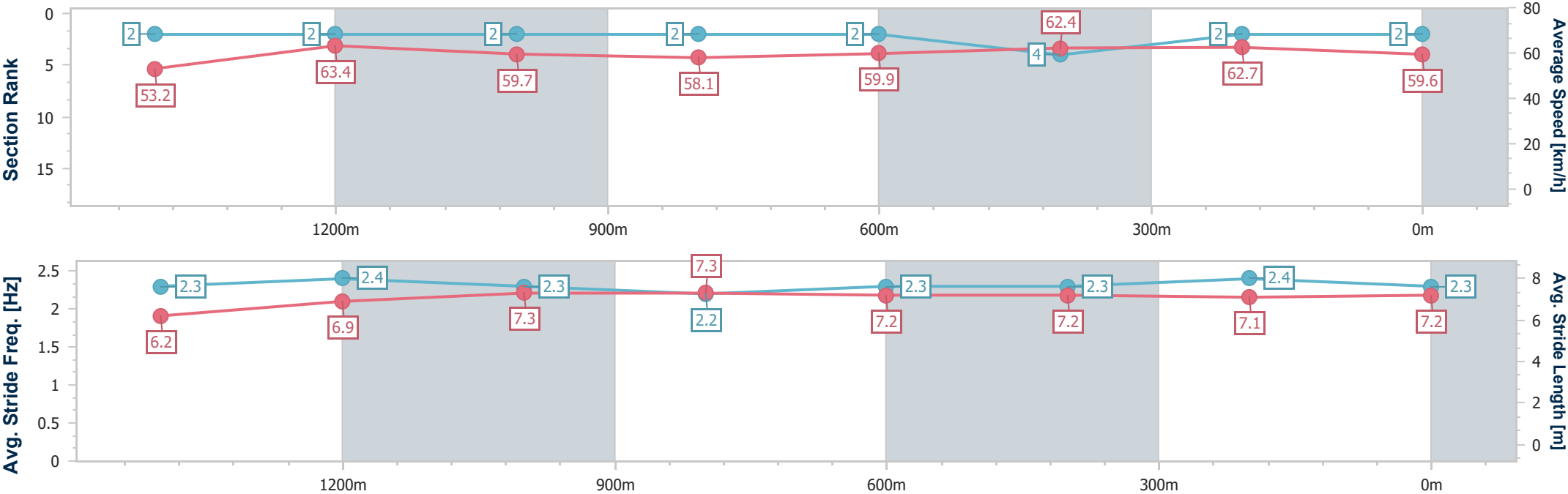
Race 7: CRICKS HIGHWAY BENCHMARK 68 Handicap - 1630m

17 January 2026 - 16:28

Track Rating: Good 3, Weather: Overcast, Rail Position: +5m Entire

BRISBANE  
RACING CLUB

Section	Overall	1400m	1200m	1000m	800m	600m	400m	200m					
Section Times	1:38.48 [2] (0:15.57)	1:22.91 [2] (0:11.25)	1:11.66 [2] (0:12.06)	0:59.60 [2] (0:12.48)	0:47.12 [2] (0:12.02)	0:35.10 [2] (0:11.59)	0:23.51 [4] (0:11.46)	0:12.05 [2] (0:12.05)					
Average Speed [km/h]	53.2	63.4	59.7	58.1	59.9	62.4	62.7	59.6					
Top Speed [km/h]	65.4	66.0	60.8	59.2	62.4	62.8	63.3	61.9					
Avg. Dist. to Rail [m]	3.6	1.2	0.7	1.1	0.8	0.2	0.3	0.8					
Avg. Stride Freq. [Hz]	2.3	2.4	2.3	2.2	2.3	2.3	2.4	2.3					
Avg. Stride Length [m]	6.2	6.9	7.3	7.3	7.2	7.2	7.1	7.2					





Horse/Jockey Name	Possibilities
Final Rank	3
Fastest Section Time (Section)	0:11.33 (400m)
Top Speed [km/h] (Section)	64.9 (400m)
Race State	Finished



DoombenProfessional



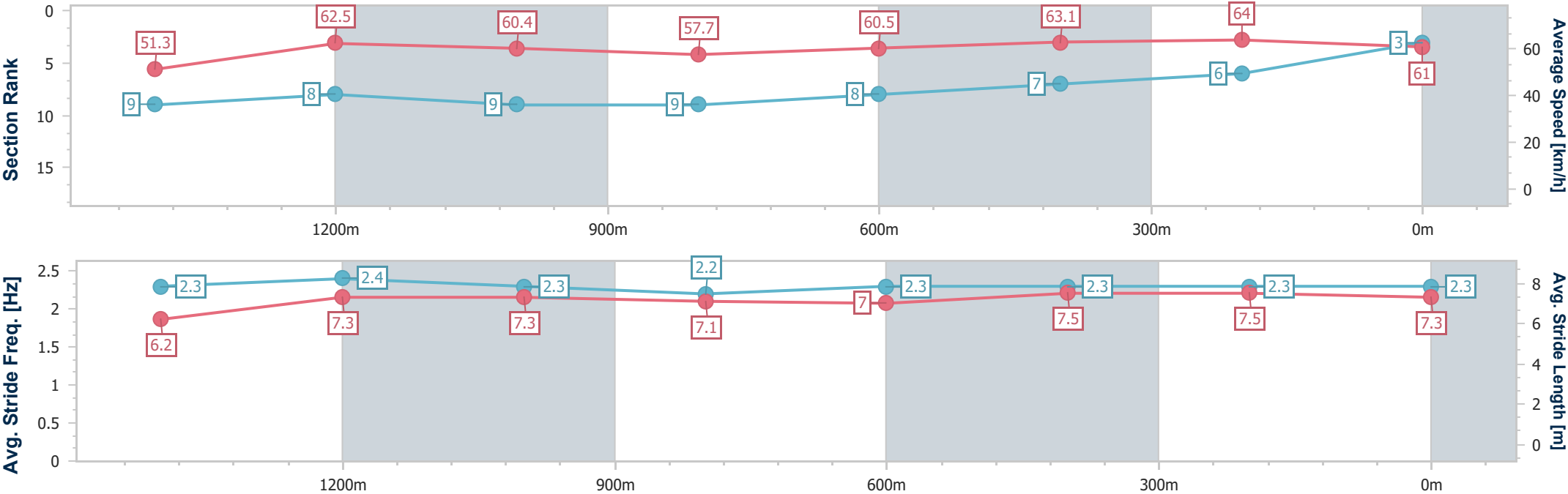
Race 7: CRICKS HIGHWAY BENCHMARK 68 Handicap - 1630m

17 January 2026 - 16:28

Track Rating: Good 3, Weather: Overcast, Rail Position: +5m Entire

BRISBANE  
RACING CLUB

Section	Overall	1400m	1200m	1000m	800m	600m	400m	200m					
Section Times	1:38.61 [3] (0:16.13)	1:22.48 [9] (0:11.51)	1:10.97 [8] (0:11.92)	0:59.05 [9] (0:12.51)	0:46.54 [9] (0:11.90)	0:34.64 [8] (0:11.49)	0:23.15 [7] (0:11.33)	0:11.82 [6] (0:11.82)					
Average Speed [km/h]	51.3	62.5	60.4	57.7	60.5	63.1	64.0	61.0					
Top Speed [km/h]	63.5	63.7	62.0	58.9	63.1	63.9	64.9	62.8					
Avg. Dist. to Rail [m]	0.7	0.1	0.2	0.3	0.7	1.7	4.1	7.4					
Avg. Stride Freq. [Hz]	2.3	2.4	2.3	2.2	2.3	2.3	2.3	2.3					
Avg. Stride Length [m]	6.2	7.3	7.3	7.1	7.0	7.5	7.5	7.3					





Horse/Jockey Name	Jemoma Alpilage
Final Rank	4
Fastest Section Time (Section)	0:11.42 (600m)
Top Speed [km/h] (Section)	63.9 (1400m)
Race State	Finished



DoombenProfessional



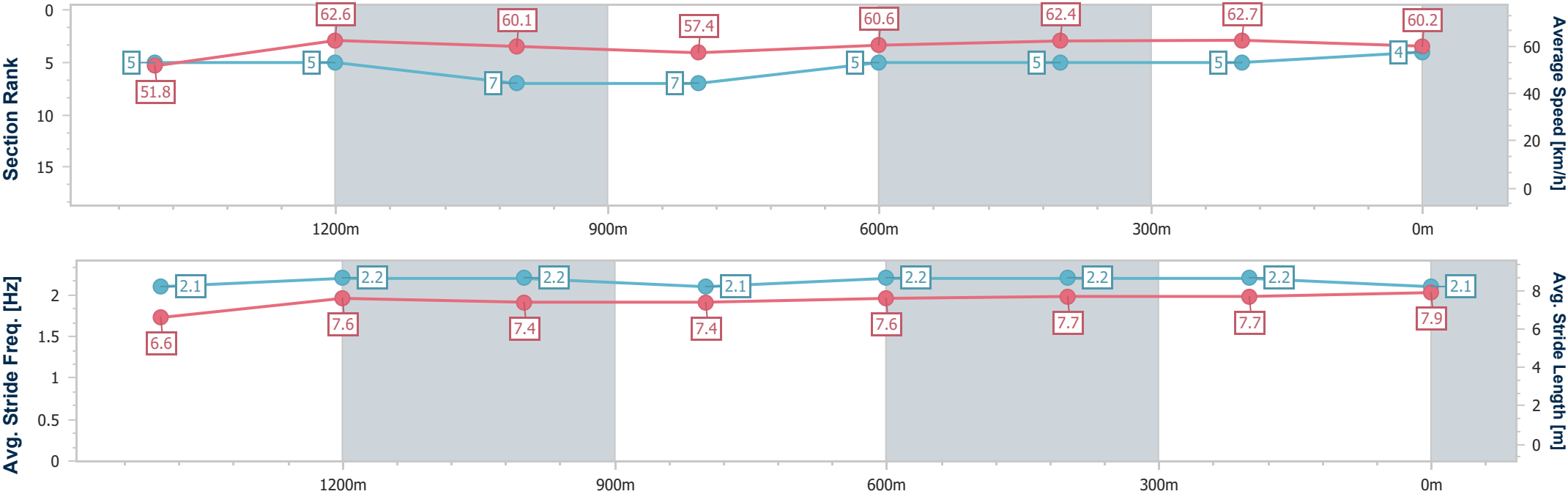
Race 7: CRICKS HIGHWAY BENCHMARK 68 Handicap - 1630m

17 January 2026 - 16:28

Track Rating: Good 3, Weather: Overcast, Rail Position: +5m Entire

BRISBANE  
RACING CLUB

Section	Overall	1400m	1200m	1000m	800m	600m	400m	200m					
Section Times	1:38.61 [4] (0:15.97)	1:22.64 [5] (0:11.51)	1:11.13 [5] (0:11.96)	0:59.17 [7] (0:12.55)	0:46.62 [7] (0:11.83)	0:34.79 [5] (0:11.42)	0:23.37 [5] (0:11.45)	0:11.92 [5] (0:11.92)					
Average Speed [km/h]	51.8	62.6	60.1	57.4	60.6	62.4	62.7	60.2					
Top Speed [km/h]	63.3	63.9	62.7	59.3	62.1	62.9	63.8	62.5					
Avg. Dist. to Rail [m]	3.1	0.2	0.7	0.7	1.5	1.6	1.2	2.4					
Avg. Stride Freq. [Hz]	2.1	2.2	2.2	2.1	2.2	2.2	2.2	2.1					
Avg. Stride Length [m]	6.6	7.6	7.4	7.4	7.6	7.7	7.7	7.9					





Horse/Jockey Name	Larusso
Final Rank	5
Fastest Section Time (Section)	0:11.26 (1400m)
Top Speed [km/h] (Section)	64.4 (1400m)
Race State	Finished



DoombenProfessional



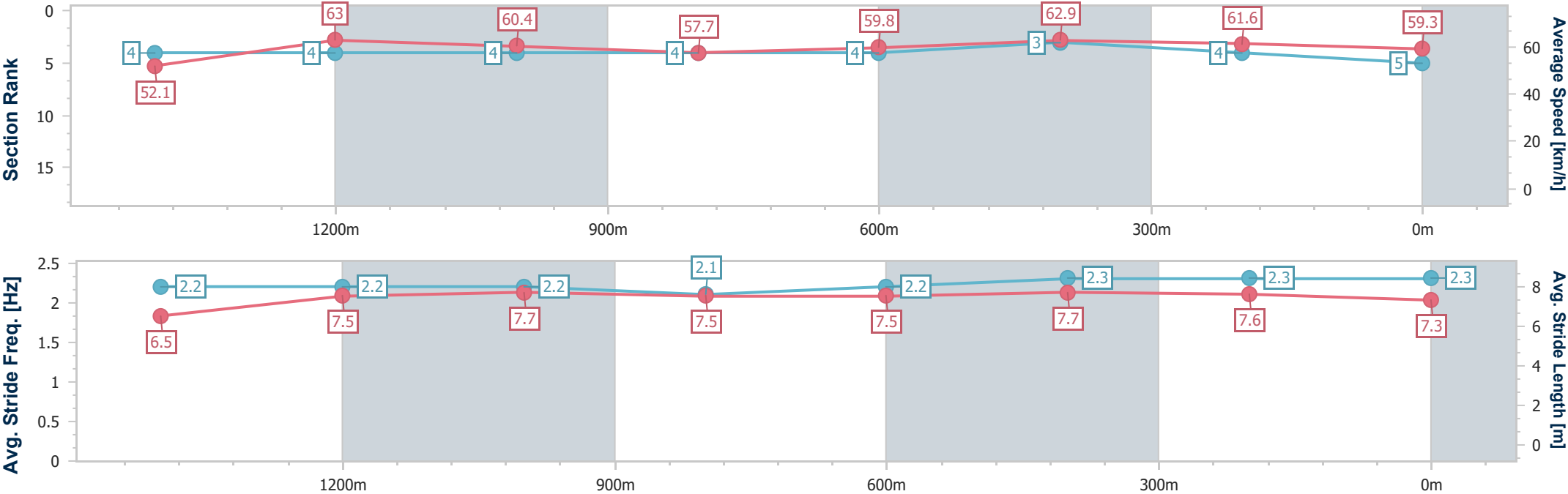
Race 7: CRICKS HIGHWAY BENCHMARK 68 Handicap - 1630m

17 January 2026 - 16:28

Track Rating: Good 3, Weather: Overcast, Rail Position: +5m Entire

BRISBANE  
RACING CLUB

Section	Overall	1400m	1200m	1000m	800m	600m	400m	200m					
Section Times	1:38.79 [5] (0:15.88)	1:22.91 [4] (0:11.26)	1:11.65 [4] (0:11.94)	0:59.71 [4] (0:12.45)	0:47.26 [4] (0:11.98)	0:35.28 [4] (0:11.44)	0:23.84 [3] (0:11.64)	0:12.20 [4] (0:12.20)					
Average Speed [km/h]	52.1	63.0	60.4	57.7	59.8	62.9	61.6	59.3					
Top Speed [km/h]	64.3	64.4	61.5	59.1	62.5	64.1	62.8	62.1					
Avg. Dist. to Rail [m]	0.8	2.1	1.8	1.5	0.8	0.3	0.9	2.3					
Avg. Stride Freq. [Hz]	2.2	2.2	2.2	2.1	2.2	2.3	2.3	2.3					
Avg. Stride Length [m]	6.5	7.5	7.7	7.5	7.5	7.7	7.6	7.3					





Horse/Jockey Name	In Society
Final Rank	6
Fastest Section Time (Section)	0:11.42 (400m)
Top Speed [km/h] (Section)	64.6 (1400m)
Race State	Finished



DoombenProfessional



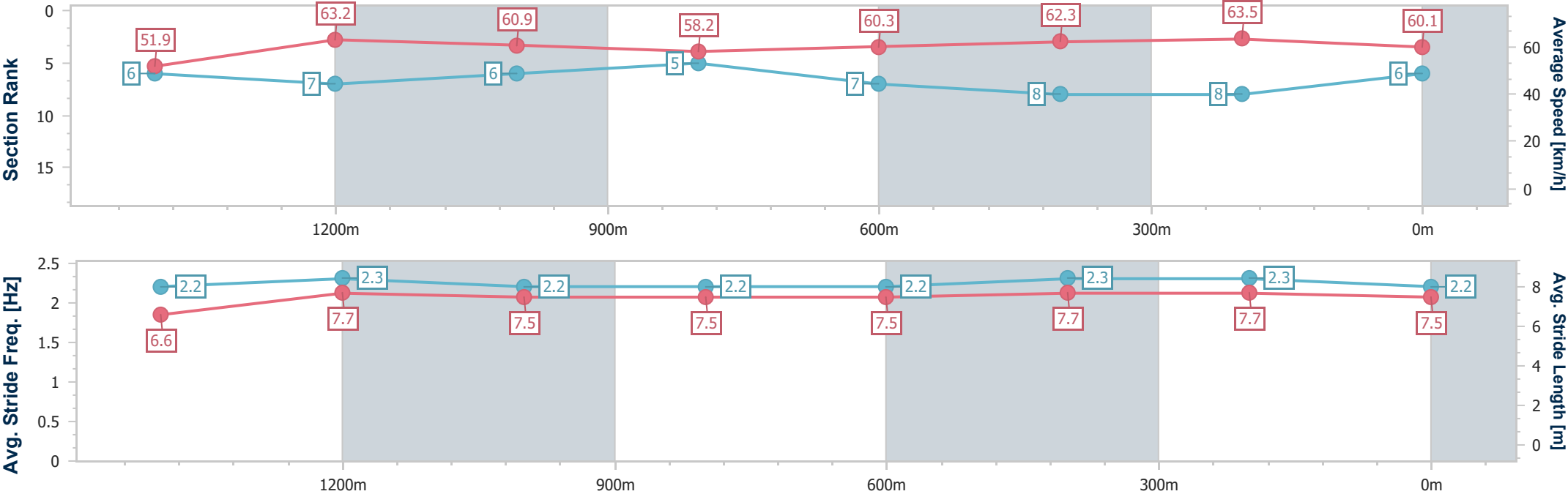
Race 7: CRICKS HIGHWAY BENCHMARK 68 Handicap - 1630m

17 January 2026 - 16:28

Track Rating: Good 3, Weather: Overcast, Rail Position: +5m Entire

BRISBANE  
RACING CLUB

Section	Overall	1400m	1200m	1000m	800m	600m	400m	200m					
Section Times	1:38.91 [6] (0:15.99)	1:22.92 [6] (0:11.58)	1:11.34 [7] (0:11.80)	0:59.54 [6] (0:12.46)	0:47.08 [5] (0:12.05)	0:35.03 [7] (0:11.62)	0:23.41 [8] (0:11.42)	0:11.99 [8] (0:11.99)					
Average Speed [km/h]	51.9	63.2	60.9	58.2	60.3	62.3	63.5	60.1					
Top Speed [km/h]	64.4	64.6	62.9	59.5	62.5	62.8	64.4	62.6					
Avg. Dist. to Rail [m]	4.0	2.6	3.0	2.1	1.4	1.6	4.0	7.8					
Avg. Stride Freq. [Hz]	2.2	2.3	2.2	2.2	2.2	2.3	2.3	2.2					
Avg. Stride Length [m]	6.6	7.7	7.5	7.5	7.5	7.7	7.7	7.5					





Horse/Jockey Name	Kareem
Final Rank	7
Fastest Section Time (Section)	0:11.31 (400m)
Top Speed [km/h] (Section)	64.9 (400m)
Race State	Finished



DoombenProfessional

Race 7: CRICKS HIGHWAY BENCHMARK 68 Handicap - 1630m

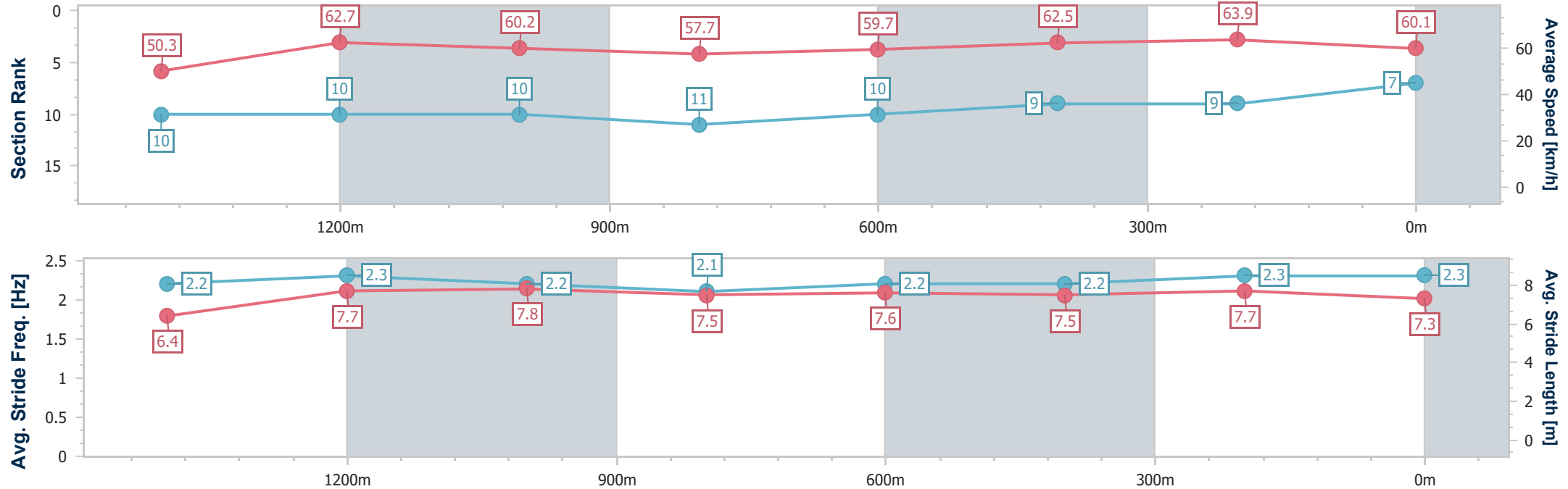
17 January 2026 - 16:28

Track Rating: Good 3, Weather: Overcast, Rail Position: +5m Entire



BRISBANE  
RACING CLUB

Section	Overall	1400m	1200m	1000m	800m	600m	400m	200m					
Section Times	1:38.93 [7] (0:16.40)	1:22.53 [10] (0:11.40)	1:11.13 [10] (0:11.95)	0:59.18 [10] (0:12.47)	0:46.71 [11] (0:12.03)	0:34.68 [10] (0:11.40)	0:23.28 [9] (0:11.31)	0:11.97 [9] (0:11.97)					
Average Speed [km/h]	50.3	62.7	60.2	57.7	59.7	62.5	63.9	60.1					
Top Speed [km/h]	63.1	64.4	62.0	59.6	62.7	63.4	64.9	63.2					
Avg. Dist. to Rail [m]	1.5	1.3	0.4	0.2	0.9	1.0	0.9	2.6					
Avg. Stride Freq. [Hz]	2.2	2.3	2.2	2.1	2.2	2.2	2.3	2.3					
Avg. Stride Length [m]	6.4	7.7	7.8	7.5	7.6	7.5	7.7	7.3					





Horse/Jockey Name	Spooky Spirit
Final Rank	8
Fastest Section Time (Section)	0:11.38 (1400m)
Top Speed [km/h] (Section)	63.5 (1400m)
Race State	Finished



DoombenProfessional



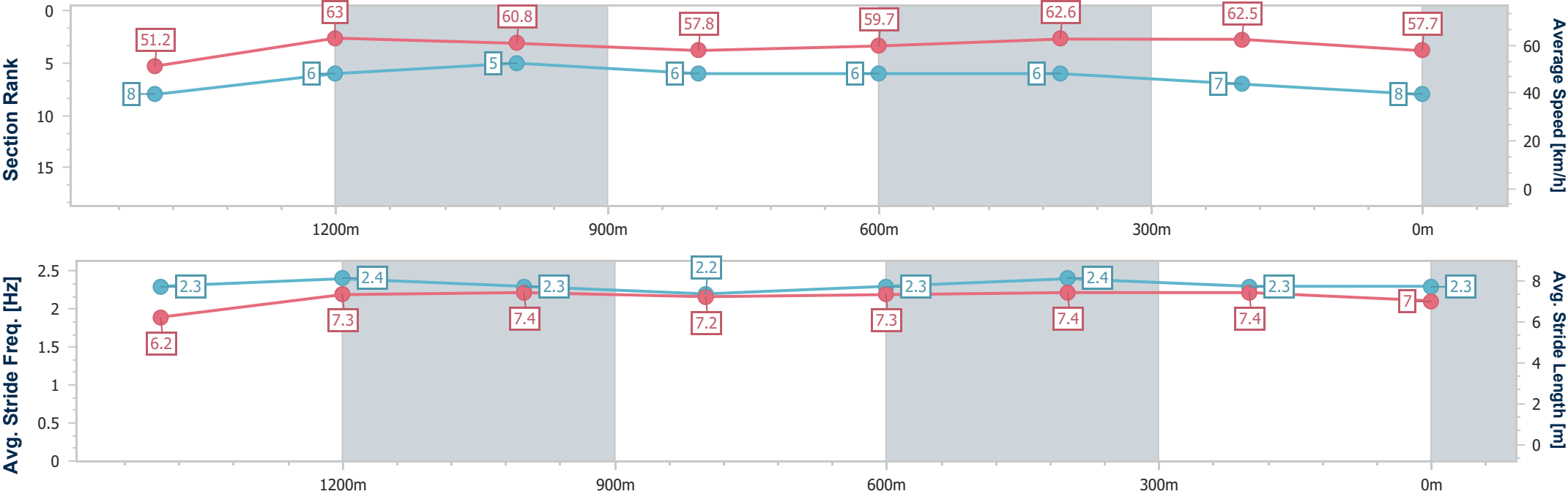
Race 7: CRICKS HIGHWAY BENCHMARK 68 Handicap - 1630m

17 January 2026 - 16:28

Track Rating: Good 3, Weather: Overcast, Rail Position: +5m Entire

BRISBANE  
RACING CLUB

Section	Overall	1400m	1200m	1000m	800m	600m	400m	200m					
Section Times	1:39.32 [8] (0:16.13)	1:23.19 [8] (0:11.38)	1:11.81 [6] (0:11.85)	0:59.96 [5] (0:12.48)	0:47.48 [6] (0:12.03)	0:35.45 [6] (0:11.46)	0:23.99 [6] (0:11.52)	0:12.47 [7] (0:12.47)					
Average Speed [km/h]	51.2	63.0	60.8	57.8	59.7	62.6	62.5	57.7					
Top Speed [km/h]	62.9	63.5	62.7	59.1	62.1	63.4	63.4	61.2					
Avg. Dist. to Rail [m]	1.5	1.1	0.6	0.2	0.2	0.5	0.8	2.1					
Avg. Stride Freq. [Hz]	2.3	2.4	2.3	2.2	2.3	2.4	2.3	2.3					
Avg. Stride Length [m]	6.2	7.3	7.4	7.2	7.3	7.4	7.4	7.0					





Horse/Jockey Name	Drialle
Final Rank	9
Fastest Section Time (Section)	0:11.20 (1400m)
Top Speed [km/h] (Section)	66.1 (1400m)
Race State	Finished



DoombenProfessional

Race 7: CRICKS HIGHWAY BENCHMARK 68 Handicap - 1630m

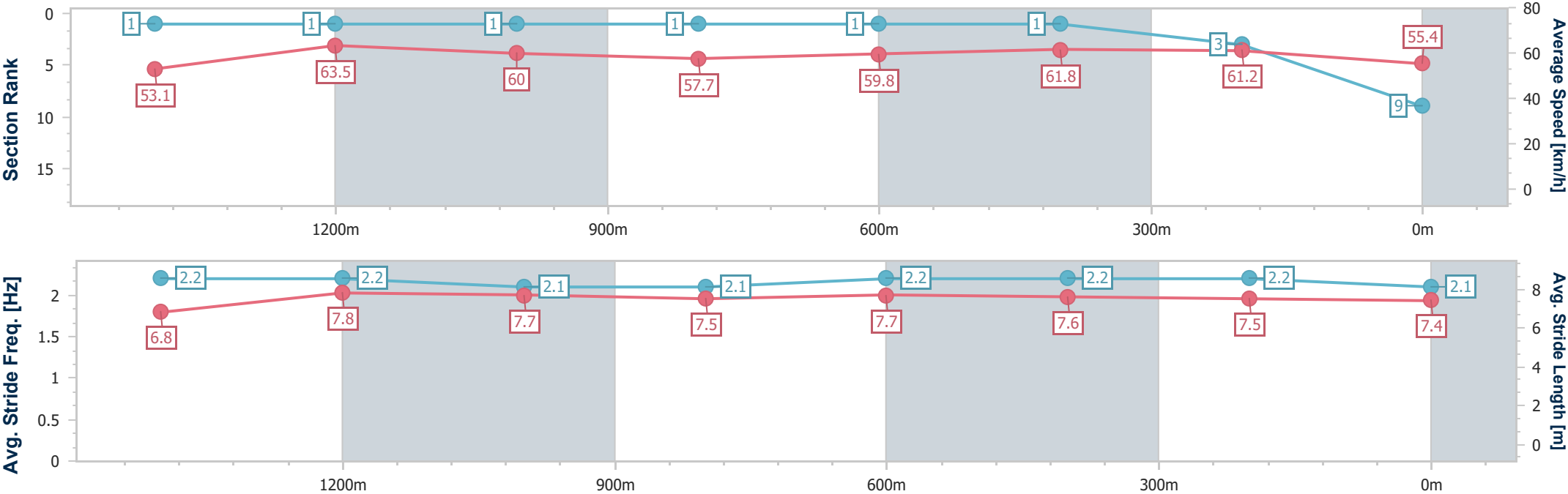
17 January 2026 - 16:28

Track Rating: Good 3, Weather: Overcast, Rail Position: +5m Entire



BRISBANE  
RACING CLUB

Section	Overall	1400m	1200m	1000m	800m	600m	400m	200m					
Section Times	1:39.45 [9] (0:15.55)	1:23.90 [1] (0:11.20)	1:12.70 [1] (0:12.02)	1:00.68 [1] (0:12.44)	0:48.24 [1] (0:11.99)	0:36.25 [1] (0:11.52)	0:24.73 [1] (0:11.74)	0:12.99 [3] (0:12.99)					
Average Speed [km/h]	53.1	63.5	60.0	57.7	59.8	61.8	61.2	55.4					
Top Speed [km/h]	66.0	66.1	61.0	58.8	62.1	62.7	61.9	59.3					
Avg. Dist. to Rail [m]	1.3	1.7	1.7	1.2	1.0	1.3	1.6	0.8					
Avg. Stride Freq. [Hz]	2.2	2.2	2.1	2.1	2.2	2.2	2.2	2.1					
Avg. Stride Length [m]	6.8	7.8	7.7	7.5	7.7	7.6	7.5	7.4					







Horse/Jockey Name	Houston Rocket
Final Rank	10
Fastest Section Time (Section)	0:11.33 (400m)
Top Speed [km/h] (Section)	64.8 (1400m)
Race State	Finished



DoombenProfessional



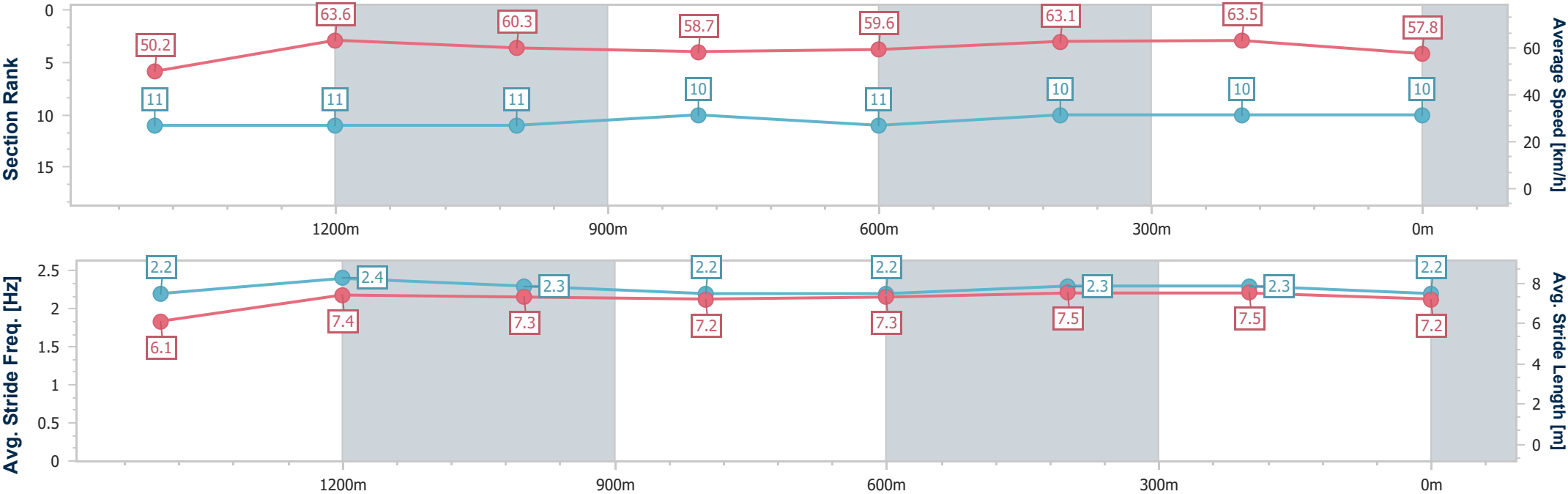
Race 7: CRICKS HIGHWAY BENCHMARK 68 Handicap - 1630m

17 January 2026 - 16:28

Track Rating: Good 3, Weather: Overcast, Rail Position: +5m Entire

BRISBANE  
RACING CLUB

Section	Overall	1400m	1200m	1000m	800m	600m	400m	200m					
Section Times	1:39.63 [10] (0:16.48)	1:23.15 [11] (0:11.41)	1:11.74 [11] (0:11.93)	0:59.81 [11] (0:12.38)	0:47.43 [10] (0:12.18)	0:35.25 [11] (0:11.44)	0:23.81 [10] (0:11.33)	0:12.48 [10] (0:12.48)					
Average Speed [km/h]	50.2	63.6	60.3	58.7	59.6	63.1	63.5	57.8					
Top Speed [km/h]	61.8	64.8	63.2	60.2	62.6	64.2	64.6	61.2					
Avg. Dist. to Rail [m]	1.8	1.2	2.3	2.8	1.8	0.3	3.1	7.2					
Avg. Stride Freq. [Hz]	2.2	2.4	2.3	2.2	2.2	2.3	2.3	2.2					
Avg. Stride Length [m]	6.1	7.4	7.3	7.2	7.3	7.5	7.5	7.2					





Horse/Jockey Name	Wonforwazza
Final Rank	11
Fastest Section Time (Section)	0:11.68 (1400m)
Top Speed [km/h] (Section)	64.7 (Overall)
Race State	Finished



DoombenProfessional

Race 7: CRICKS HIGHWAY BENCHMARK 68 Handicap - 1630m

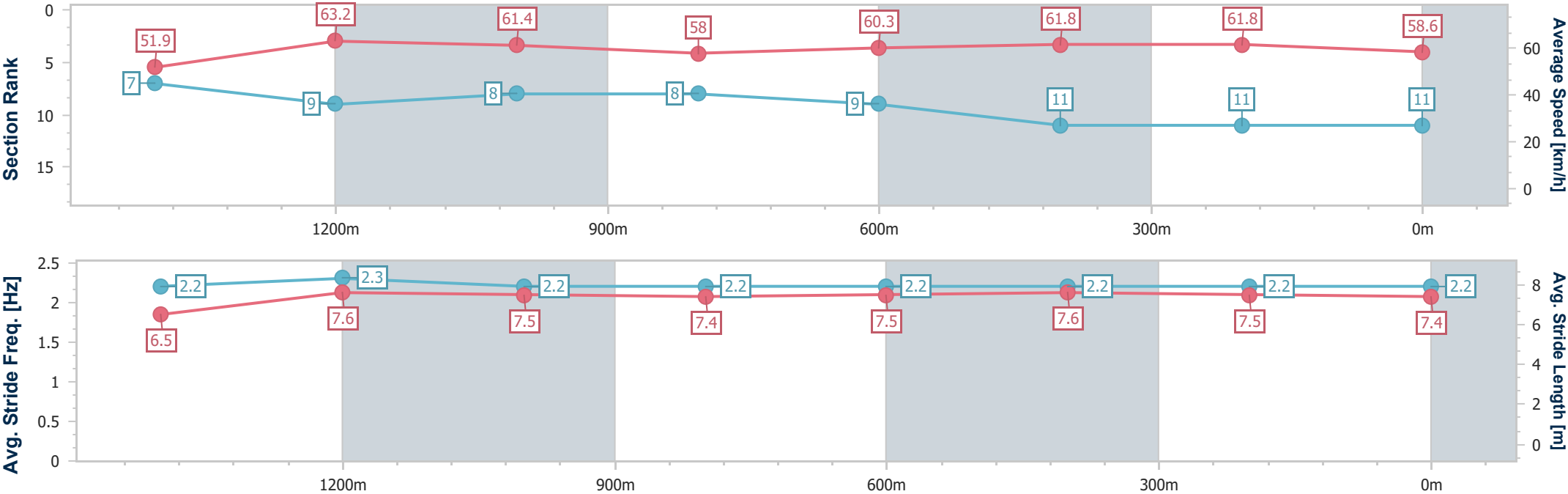
17 January 2026 - 16:28

Track Rating: Good 3, Weather: Overcast, Rail Position: +5m Entire



BRISBANE  
RACING CLUB

Section	Overall	1400m	1200m	1000m	800m	600m	400m	200m					
Section Times	1:39.98 [11] (0:16.04)	1:23.94 [7] (0:11.68)	1:12.26 [9] (0:11.76)	1:00.50 [8] (0:12.57)	0:47.93 [8] (0:12.15)	0:35.78 [9] (0:11.79)	0:23.99 [11] (0:11.73)	0:12.26 [11] (0:12.26)					
Average Speed [km/h]	51.9	63.2	61.4	58.0	60.3	61.8	61.8	58.6					
Top Speed [km/h]	64.7	64.7	62.8	60.1	62.5	62.4	62.9	60.3					
Avg. Dist. to Rail [m]	5.2	4.5	6.8	6.0	3.2	2.1	2.6	4.4					
Avg. Stride Freq. [Hz]	2.2	2.3	2.2	2.2	2.2	2.2	2.2	2.2					
Avg. Stride Length [m]	6.5	7.6	7.5	7.4	7.5	7.6	7.5	7.4					





**DoombenProfessional**  
**Race 8: LADBROKES BIG BETS Fillies and Mares BENCHMARK 68**  
**Handicap - 1200m**  
**17 January 2026 - 17:08**



Track Rating: Good 3, Weather: Overcast, Rail Position: +5m Entire

Section						Overall	1000m	800m	600m	400m	200m	Last 600m	
Field Times						1:09.69 (0:13.20)	0:56.49 (0:10.74)	0:45.75 (0:11.36)	0:34.39 (0:11.49)	0:22.90 (0:11.27)	0:11.63 (0:11.63)	0:34.39	
Rank	TAB	Horse/Jockey	Barrier	Top Speed [km/h]	Fastest Section							Margin	Distance Travelled [m]
1	7	TEN DEEP	1	68.5	0:10.82	1:09.69 [1]	0:56.29 [4]	0:45.47 [3]	0:34.16 [3]	0:22.65 [5]	0:11.63 [1]	1:09.69	0:34.16
		Jag Guthmann-Chester		1000m	1000m	(0:13.40)	(0:10.82)	(0:11.31)	(0:11.51)	(0:11.02)	(0:11.63)		
2	11	CORRUPTED	2	67.6	0:10.88	1:09.70 [2]	0:55.80 [11]	0:44.92 [8]	0:33.72 [9]	0:22.26 [9]	0:11.31 [6]	0.08L	0:33.72
		Damien Thornton		Overall	1000m	(0:13.90)	(0:10.88)	(0:11.20)	(0:11.46)	(0:10.95)	(0:11.31)		-1
3	10	CASROCK	3	66.6	0:11.02	1:09.95 [3]	0:56.31 [7]	0:45.29 [7]	0:34.03 [7]	0:22.59 [7]	0:11.52 [7]	1.53L	0:34.03
		Corey Sutherland		1000m	1000m	(0:13.64)	(0:11.02)	(0:11.26)	(0:11.44)	(0:11.07)	(0:11.52)		+1
4	13	MORE FOR READY	5	68.2	0:10.87	1:09.95 [4]	0:56.08 [10]	0:45.10 [10]	0:33.75 [11]	0:22.36 [11]	0:11.49 [8]	1.55L	0:33.75
		Brandon Lerena		400m	400m	(0:13.87)	(0:10.98)	(0:11.35)	(0:11.39)	(0:10.87)	(0:11.49)		+2
5	17	VIALE	8	69.5	0:10.75	1:10.05 [5]	0:56.77 [2]	0:46.02 [2]	0:34.67 [2]	0:23.18 [2]	0:11.96 [2]	2.12L	0:34.67
		Chelsea Baker		Overall	1000m	(0:13.28)	(0:10.75)	(0:11.35)	(0:11.49)	(0:11.22)	(0:11.96)		+0
6	3	HEESEN	6	69.6	0:10.74	1:10.21 [6]	0:57.01 [1]	0:46.27 [1]	0:34.91 [1]	0:23.42 [1]	0:12.10 [3]	3.09L	0:34.91
		Jasper Franklin		Overall	1000m	(0:13.20)	(0:10.74)	(0:11.36)	(0:11.49)	(0:11.32)	(0:12.10)		-1
7	16	DATA SCRAMBLE	7	67.0	0:11.03	1:10.27 [7]	0:56.50 [9]	0:45.47 [9]	0:34.30 [8]	0:22.86 [8]	0:11.70 [10]	3.41L	0:34.30
		Heavelon Van		1000m	1000m	(0:13.77)	(0:11.03)	(0:11.17)	(0:11.44)	(0:11.16)	(0:11.70)		+1
8	9	ALLY	10	68.5	0:10.86	1:10.35 [8]	0:56.92 [5]	0:46.06 [5]	0:34.77 [5]	0:23.36 [4]	0:12.14 [5]	3.93L	0:34.77
		Tahlia Fenlon		1000m	1000m	(0:13.43)	(0:10.86)	(0:11.29)	(0:11.41)	(0:11.22)	(0:12.14)		+0
9	14	RUN LUCY RUN	9	68.3	0:10.79	1:10.39 [9]	0:56.81 [6]	0:46.02 [6]	0:34.78 [6]	0:23.41 [3]	0:12.22 [4]	4.16L	0:34.78
		Boris Thornton		1000m	1000m	(0:13.58)	(0:10.79)	(0:11.24)	(0:11.37)	(0:11.19)	(0:12.22)		+2
10	15	TIGON PRINCESS	4	67.9	0:10.88	1:10.49 [10]	0:57.13 [3]	0:46.25 [4]	0:34.92 [4]	0:23.43 [6]	0:12.00 [9]	4.76L	0:34.92
		Ryan Wiggins		1000m	1000m	(0:13.36)	(0:10.88)	(0:11.33)	(0:11.49)	(0:11.43)	(0:12.00)		+3

Scratched: Dream Lantern (#2), Moscow Circus (#6), Lunar Eight (#8), Flying Shelly (#12), Kelanoa (#18), Trevatt Court (#19), Break Free (#1), Sirkel (#4), Acappella Sun (#5)

Report Created: Sat 17 January 2026 17:26 GMT+1 (Note: Timing is based on position data)

Page 1/13

[ ] Ranking at each section and finish  
-:-:- No data available at this section  
NA No data available

SCN Saddle cloth number  
DNF Did not finish  
DNT Did not track

data processed by  TRIPLESDATA



**DoombenProfessional**  
**Race 8: LADBROKES BIG BETS Fillies and Mares BENCHMARK 68**  
**Handicap - 1200m**  
**17 January 2026 - 17:08**



Track Rating: Good 3, Weather: Overcast, Rail Position: +5m Entire

Section						Overall	1000m	800m	600m	400m	200m	Last 600m		
Field Times						1:09.69 (0:13.20)	0:56.49 (0:10.74)	0:45.75 (0:11.36)	0:34.39 (0:11.49)	0:22.90 (0:11.27)	0:11.63 (0:11.63)	0:34.39		
Rank	TAB	Horse/Jockey	Barrier	Top Speed [km/h]	Fastest Section						Margin	Distance Travelled [m]		
11	20	INTRECCIATO	11	67.1	0:11.18	1:10.65 [11]	0:56.91 [8]	0:45.69 [11]	0:34.47 [10]	0:23.10 [10]	0:11.92 [11]	5.68L	0:34.47	+4
		Karl Zechner		1000m	400m	(0:13.74)	(0:11.22)	(0:11.22)	(0:11.37)	(0:11.18)	(0:11.92)			

Scratched: Dream Lantern (#2), Moscow Circus (#6), Lunar Eight (#8), Flying Shelly (#12), Kelanoa (#18), Trevatt Court (#19), Break Free (#1), Sirkel (#4), Acappella Sun (#5)



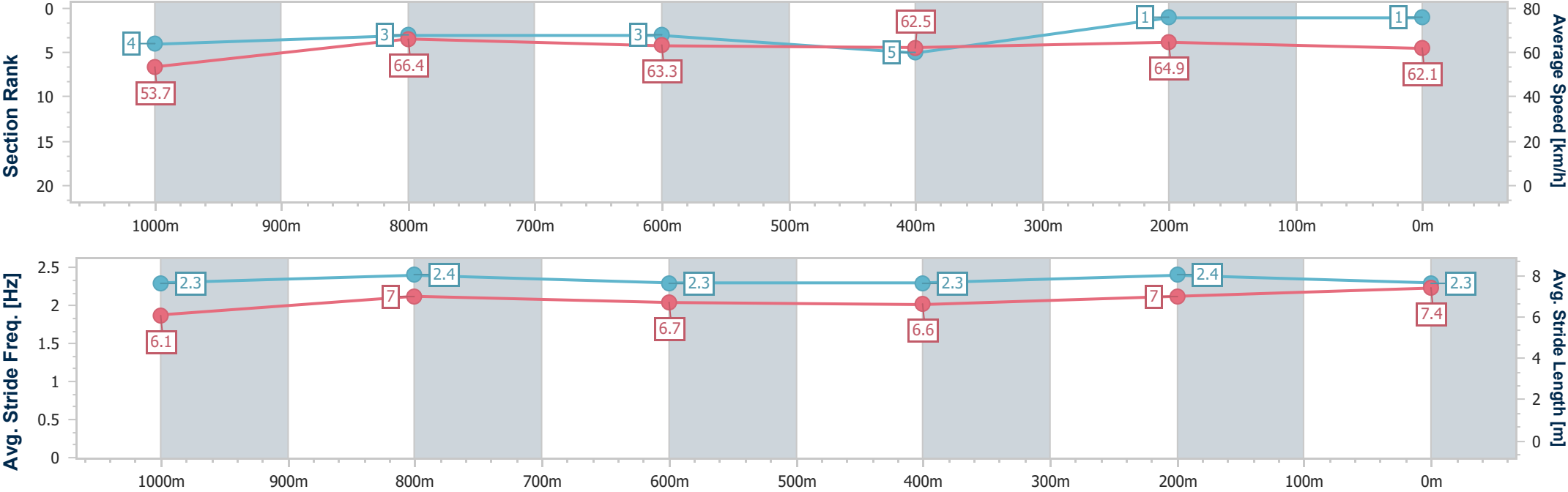
Horse/Jockey Name	Ten Deep
Final Rank	1
Fastest Section Time (Section)	0:10.82 (1000m)
Top Speed [km/h] (Section)	68.5 (1000m)
Race State	Finished



DoombenProfessional  
Race 8: LADBROKES BIG BETS Fillies and Mares  
BENCHMARK 68 Handicap - 1200m  
17 January 2026 - 17:08  
Track Rating: Good 3, Weather: Overcast, Rail Position: +5m Entire



Section	Overall	1000m	800m	600m	400m	200m								
Section Times	1:09.69 [1] (0:13.40)	0:56.29 [4] (0:10.82)	0:45.47 [3] (0:11.31)	0:34.16 [3] (0:11.51)	0:22.65 [5] (0:11.02)	0:11.63 [1] (0:11.63)								
Average Speed [km/h]	53.7	66.4	63.3	62.5	64.9	62.1								
Top Speed [km/h]	68.3	68.5	64.6	63.6	65.6	65.0								
Avg. Dist. to Rail [m]	0.2	0.2	0.6	1.2	0.4	0.4								
Avg. Stride Freq. [Hz]	2.3	2.4	2.3	2.3	2.4	2.3								
Avg. Stride Length [m]	6.1	7.0	6.7	6.6	7.0	7.4								



[ ] Ranking at each section and finish  
- - - - No data available at this section  
NA No data available



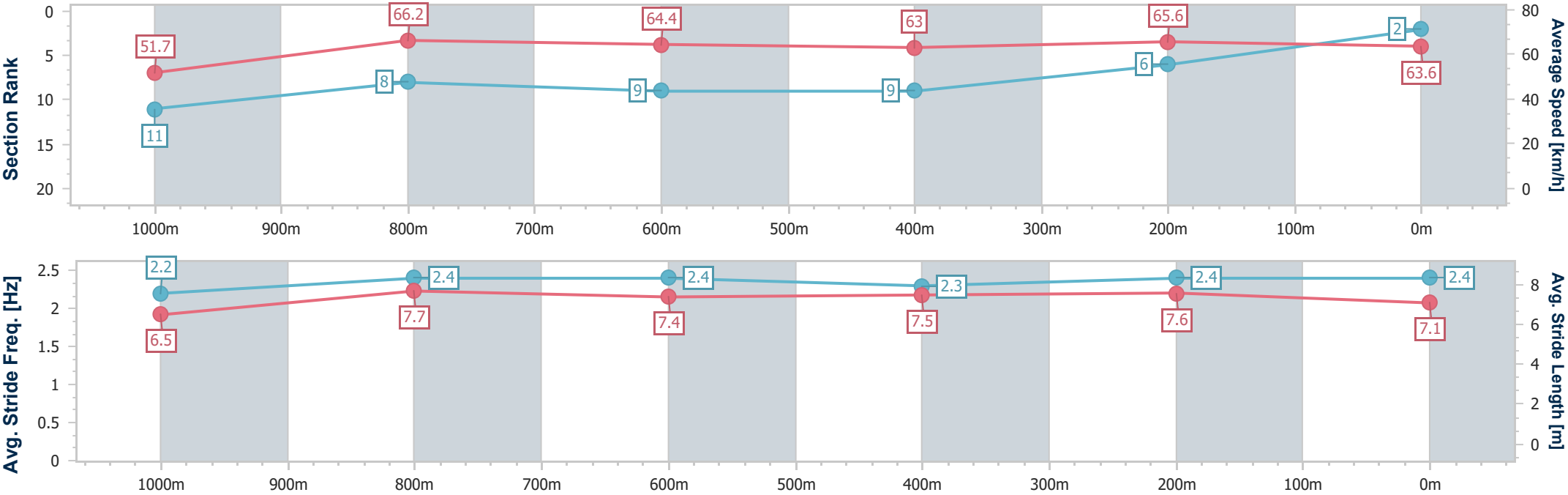
Horse/Jockey Name	Corrupted
Final Rank	2
Fastest Section Time (Section)	0:10.88 (1000m)
Top Speed [km/h] (Section)	67.6 (Overall)
Race State	Finished



DoombenProfessional  
Race 8: LADBROKES BIG BETS Fillies and Mares  
BENCHMARK 68 Handicap - 1200m  
17 January 2026 - 17:08  
Track Rating: Good 3, Weather: Overcast, Rail Position: +5m Entire



Section	Overall	1000m	800m	600m	400m	200m								
Section Times	1:09.70 [2] (0:13.90)	0:55.80 [11] (0:10.88)	0:44.92 [8] (0:11.20)	0:33.72 [9] (0:11.46)	0:22.26 [9] (0:10.95)	0:11.31 [6] (0:11.31)								
Average Speed [km/h]	51.7	66.2	64.4	63.0	65.6	63.6								
Top Speed [km/h]	67.6	67.6	66.2	63.4	66.9	66.7								
Avg. Dist. to Rail [m]	0.6	0.3	0.7	1.0	1.1	1.2								
Avg. Stride Freq. [Hz]	2.2	2.4	2.4	2.3	2.4	2.4								
Avg. Stride Length [m]	6.5	7.7	7.4	7.5	7.6	7.1								





Horse/Jockey Name	Casrock
Final Rank	3
Fastest Section Time (Section)	0:11.02 (1000m)
Top Speed [km/h] (Section)	66.6 (1000m)
Race State	Finished



DoombenProfessional  
Race 8: LADBROKES BIG BETS Fillies and Mares  
BENCHMARK 68 Handicap - 1200m

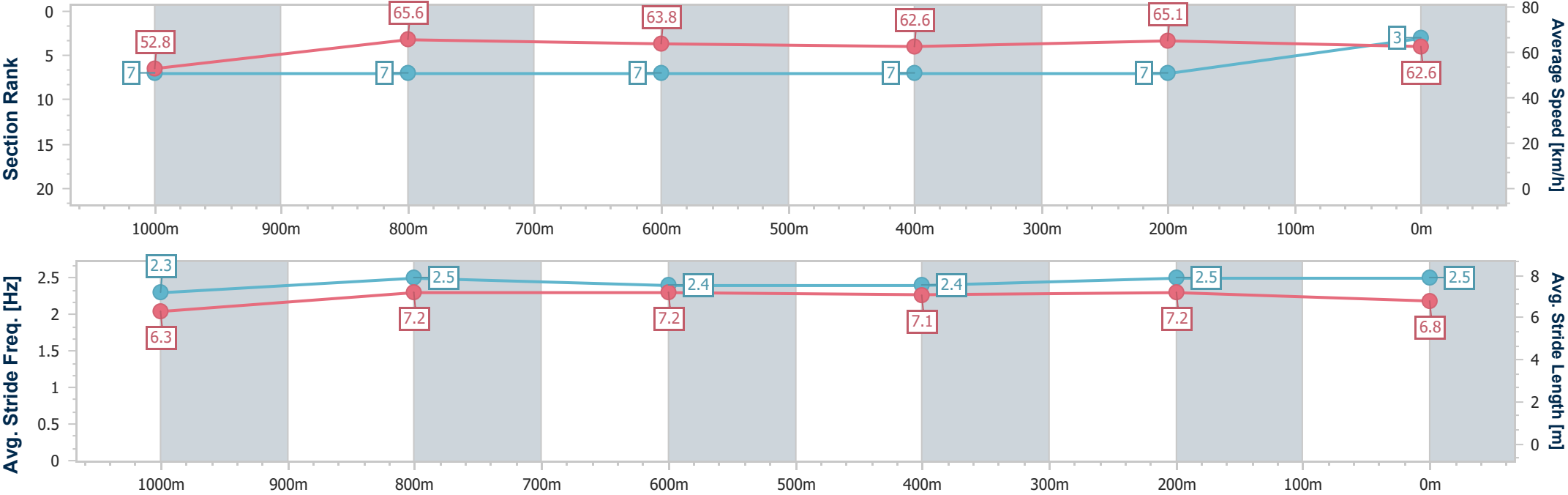
17 January 2026 - 17:08

Track Rating: Good 3, Weather: Overcast, Rail Position: +5m Entire



BRISBANE  
RACING CLUB

Section	Overall	1000m	800m	600m	400m	200m							
Section Times	1:09.95 [3] (0:13.64)	0:56.31 [7] (0:11.02)	0:45.29 [7] (0:11.26)	0:34.03 [7] (0:11.44)	0:22.59 [7] (0:11.07)	0:11.52 [7] (0:11.52)							
Average Speed [km/h]	52.8	65.6	63.8	62.6	65.1	62.6							
Top Speed [km/h]	66.5	66.6	65.4	63.3	65.9	65.4							
Avg. Dist. to Rail [m]	1.3	1.1	0.7	0.9	1.5	4.0							
Avg. Stride Freq. [Hz]	2.3	2.5	2.4	2.4	2.5	2.5							
Avg. Stride Length [m]	6.3	7.2	7.2	7.1	7.2	6.8							





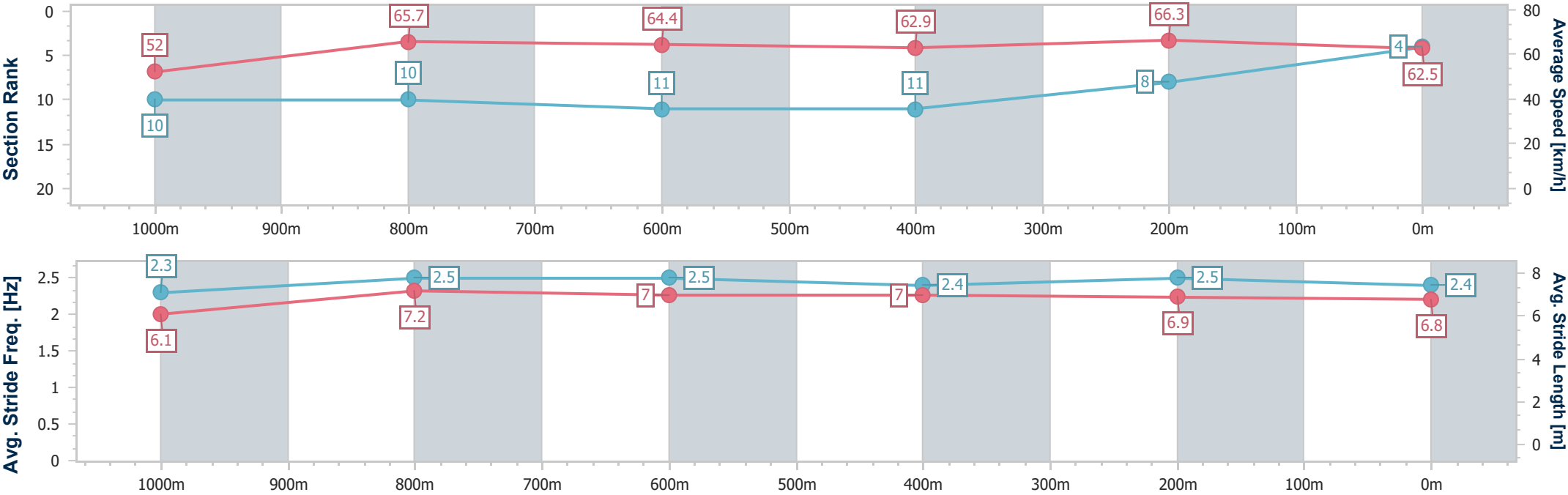
Horse/Jockey Name	More For Ready
Final Rank	4
Fastest Section Time (Section)	0:10.87 (400m)
Top Speed [km/h] (Section)	68.2 (400m)
Race State	Finished



DoombenProfessional  
Race 8: LADBROKES BIG BETS Fillies and Mares  
BENCHMARK 68 Handicap - 1200m  
17 January 2026 - 17:08  
Track Rating: Good 3, Weather: Overcast, Rail Position: +5m Entire



Section	Overall	1000m	800m	600m	400m	200m								
Section Times	1:09.95 [4] (0:13.87)	0:56.08 [10] (0:10.98)	0:45.10 [10] (0:11.35)	0:33.75 [11] (0:11.39)	0:22.36 [11] (0:10.87)	0:11.49 [8] (0:11.49)								
Average Speed [km/h]	52.0	65.7	64.4	62.9	66.3	62.5								
Top Speed [km/h]	66.5	66.6	66.1	64.0	68.2	66.6								
Avg. Dist. to Rail [m]	2.7	1.7	2.3	0.8	0.9	0.6								
Avg. Stride Freq. [Hz]	2.3	2.5	2.5	2.4	2.5	2.4								
Avg. Stride Length [m]	6.1	7.2	7.0	7.0	6.9	6.8								







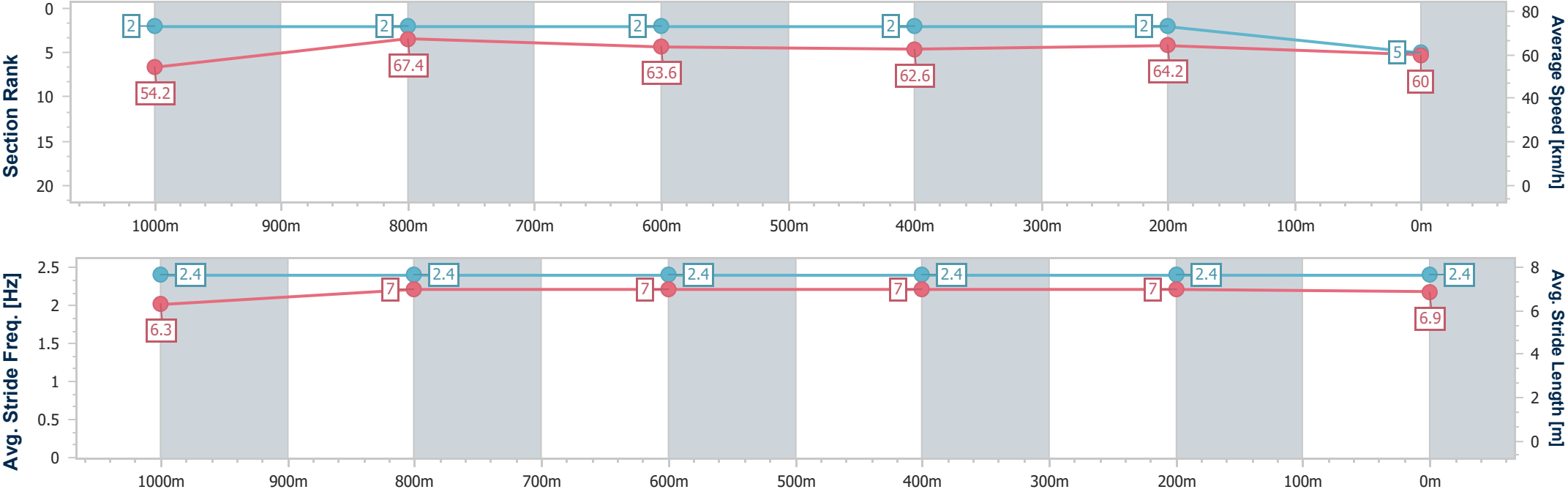
Horse/Jockey Name	Viale
Final Rank	5
Fastest Section Time (Section)	0:10.75 (1000m)
Top Speed [km/h] (Section)	69.5 (Overall)
Race State	Finished



DoombenProfessional  
Race 8: LADBROKES BIG BETS Fillies and Mares  
BENCHMARK 68 Handicap - 1200m  
17 January 2026 - 17:08  
Track Rating: Good 3, Weather: Overcast, Rail Position: +5m Entire



Section	Overall	1000m	800m	600m	400m	200m								
Section Times	1:10.05 [5] (0:13.28)	0:56.77 [2] (0:10.75)	0:46.02 [2] (0:11.35)	0:34.67 [2] (0:11.49)	0:23.18 [2] (0:11.22)	0:11.96 [2] (0:11.96)								
Average Speed [km/h]	54.2	67.4	63.6	62.6	64.2	60.0								
Top Speed [km/h]	69.5	69.0	65.8	63.6	65.4	63.1								
Avg. Dist. to Rail [m]	5.4	1.3	1.2	0.5	0.4	1.8								
Avg. Stride Freq. [Hz]	2.4	2.4	2.4	2.4	2.4	2.4								
Avg. Stride Length [m]	6.3	7.0	7.0	7.0	7.0	6.9								





Horse/Jockey Name	Heesen
Final Rank	6
Fastest Section Time (Section)	0:10.74 (1000m)
Top Speed [km/h] (Section)	69.6 (Overall)
Race State	Finished



DoombenProfessional  
Race 8: LADBROKES BIG BETS Fillies and Mares  
BENCHMARK 68 Handicap - 1200m

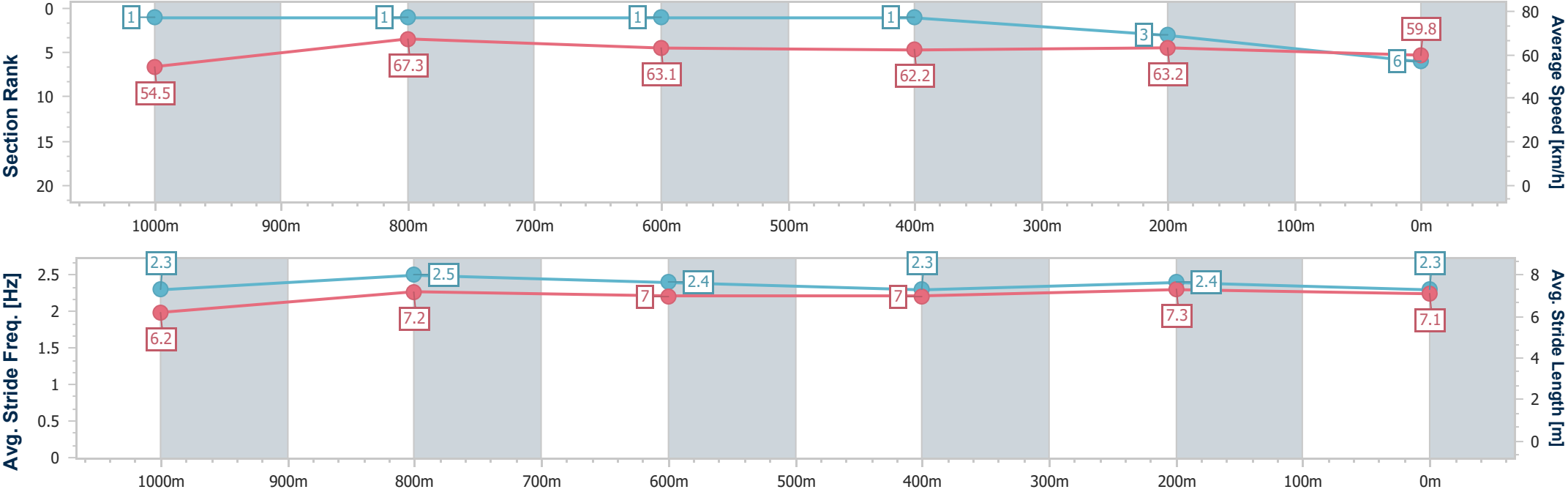
17 January 2026 - 17:08

Track Rating: Good 3, Weather: Overcast, Rail Position: +5m Entire



BRISBANE  
RACING CLUB

Section	Overall	1000m	800m	600m	400m	200m								
Section Times	1:10.21 [6] (0:13.20)	0:57.01 [1] (0:10.74)	0:46.27 [1] (0:11.36)	0:34.91 [1] (0:11.49)	0:23.42 [1] (0:11.32)	0:12.10 [3] (0:12.10)								
Average Speed [km/h]	54.5	67.3	63.1	62.2	63.2	59.8								
Top Speed [km/h]	69.6	69.6	65.0	62.7	64.7	63.0								
Avg. Dist. to Rail [m]	4.4	0.6	0.3	1.5	2.1	2.8								
Avg. Stride Freq. [Hz]	2.3	2.5	2.4	2.3	2.4	2.3								
Avg. Stride Length [m]	6.2	7.2	7.0	7.0	7.3	7.1								



- [ ] Ranking at each section and finish
- .-.- No data available at this section
- NA No data available



Horse/Jockey Name	Data Scramble
Final Rank	7
Fastest Section Time (Section)	0:11.03 (1000m)
Top Speed [km/h] (Section)	67.0 (1000m)
Race State	Finished



DoombenProfessional  
Race 8: LADBROKES BIG BETS Fillies and Mares  
BENCHMARK 68 Handicap - 1200m

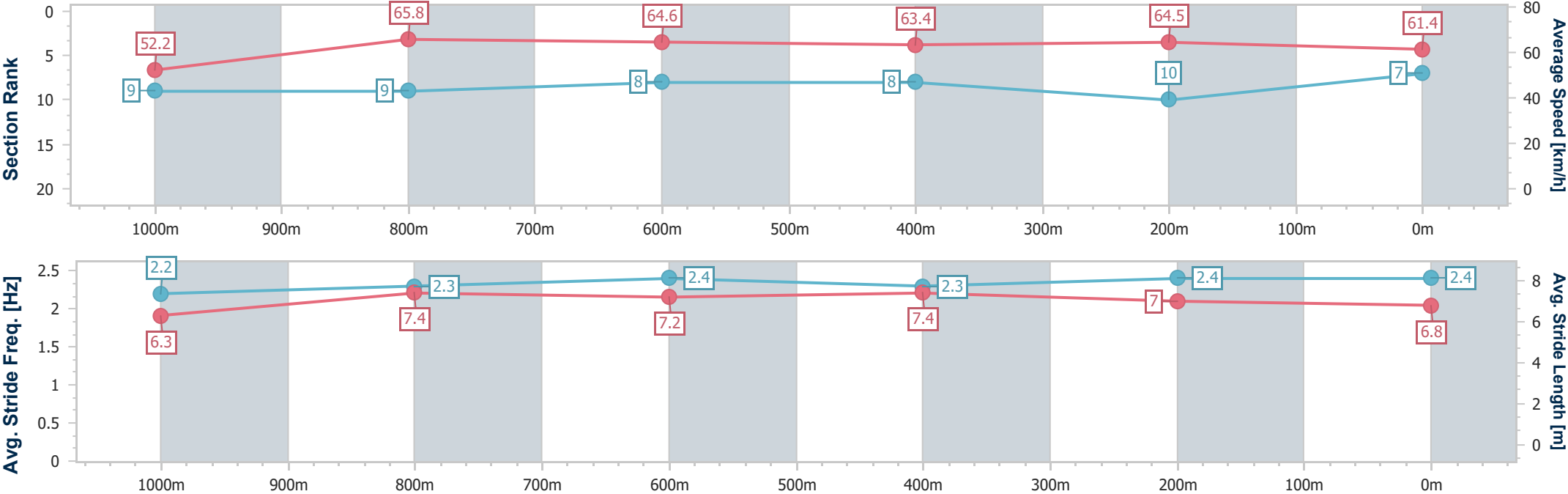
17 January 2026 - 17:08

Track Rating: Good 3, Weather: Overcast, Rail Position: +5m Entire



BRISBANE  
RACING CLUB

Section	Overall	1000m	800m	600m	400m	200m								
Section Times	1:10.27 [7] (0:13.77)	0:56.50 [9] (0:11.03)	0:45.47 [9] (0:11.17)	0:34.30 [8] (0:11.44)	0:22.86 [8] (0:11.16)	0:11.70 [10] (0:11.70)								
Average Speed [km/h]	52.2	65.8	64.6	63.4	64.5	61.4								
Top Speed [km/h]	66.9	67.0	65.8	63.9	65.9	64.4								
Avg. Dist. to Rail [m]	4.7	2.5	1.0	0.7	1.9	4.4								
Avg. Stride Freq. [Hz]	2.2	2.3	2.4	2.3	2.4	2.4								
Avg. Stride Length [m]	6.3	7.4	7.2	7.4	7.0	6.8								





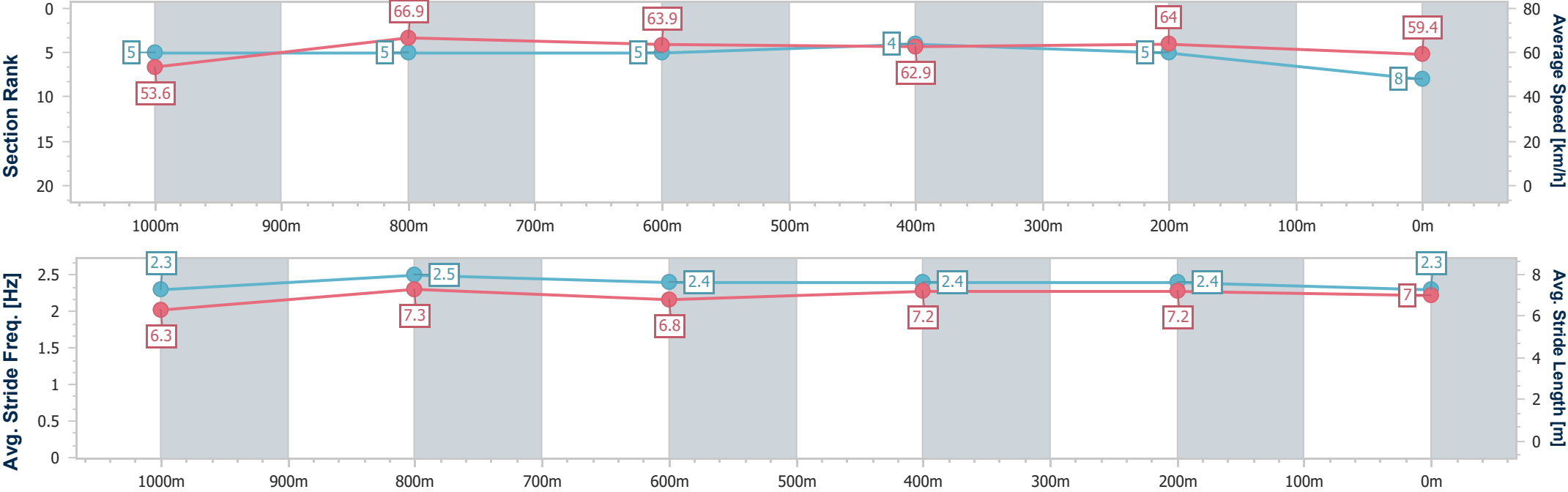
Horse/Jockey Name	Ally
Final Rank	8
Fastest Section Time (Section)	0:10.86 (1000m)
Top Speed [km/h] (Section)	68.5 (1000m)
Race State	Finished



DoombenProfessional  
Race 8: LADBROKES BIG BETS Fillies and Mares  
BENCHMARK 68 Handicap - 1200m  
17 January 2026 - 17:08  
Track Rating: Good 3, Weather: Overcast, Rail Position: +5m Entire



Section	Overall	1000m	800m	600m	400m	200m								
Section Times	1:10.35 [8] (0:13.43)	0:56.92 [5] (0:10.86)	0:46.06 [5] (0:11.29)	0:34.77 [5] (0:11.41)	0:23.36 [4] (0:11.22)	0:12.14 [5] (0:12.14)								
Average Speed [km/h]	53.6	66.9	63.9	62.9	64.0	59.4								
Top Speed [km/h]	67.4	68.5	64.8	63.4	65.0	62.8								
Avg. Dist. to Rail [m]	7.4	3.3	1.1	1.1	1.2	0.7								
Avg. Stride Freq. [Hz]	2.3	2.5	2.4	2.4	2.4	2.3								
Avg. Stride Length [m]	6.3	7.3	6.8	7.2	7.2	7.0								





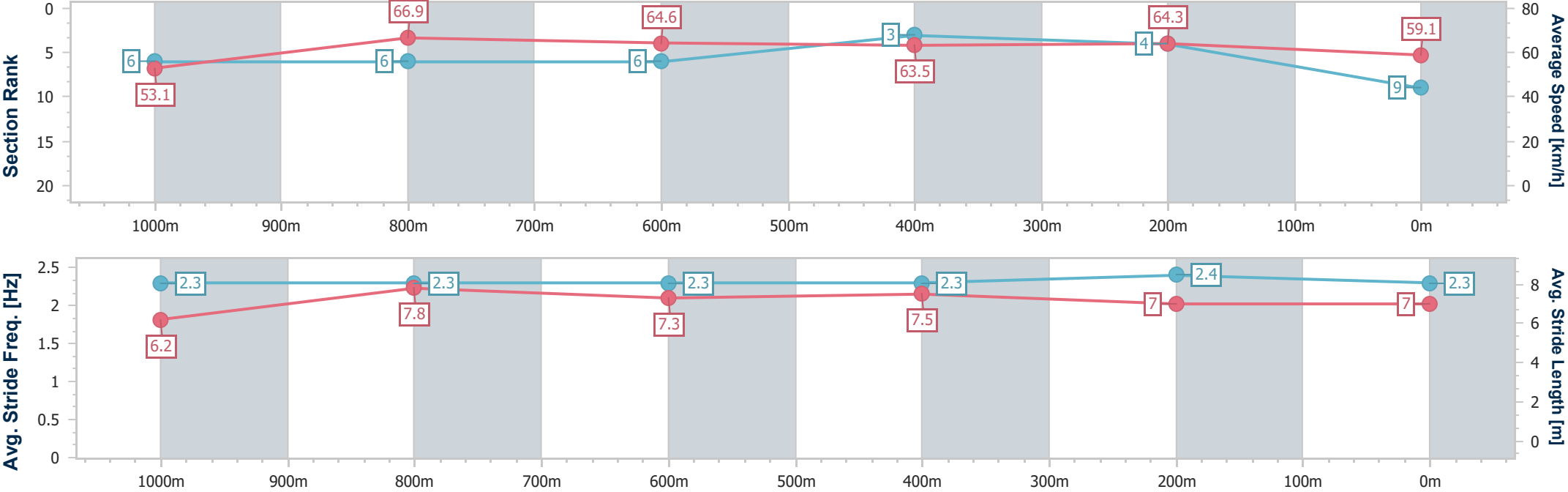
Horse/Jockey Name	Run Lucy Run
Final Rank	9
Fastest Section Time (Section)	0:10.79 (1000m)
Top Speed [km/h] (Section)	68.3 (1000m)
Race State	Finished



DoombenProfessional  
Race 8: LADBROKES BIG BETS Fillies and Mares  
BENCHMARK 68 Handicap - 1200m  
17 January 2026 - 17:08  
Track Rating: Good 3, Weather: Overcast, Rail Position: +5m Entire



Section	Overall	1000m	800m	600m	400m	200m								
Section Times	1:10.39 [9] (0:13.58)	0:56.81 [6] (0:10.79)	0:46.02 [6] (0:11.24)	0:34.78 [6] (0:11.37)	0:23.41 [3] (0:11.19)	0:12.22 [4] (0:12.22)								
Average Speed [km/h]	53.1	66.9	64.6	63.5	64.3	59.1								
Top Speed [km/h]	67.5	68.3	65.9	64.3	65.6	62.7								
Avg. Dist. to Rail [m]	5.6	2.3	1.0	0.8	0.3	1.7								
Avg. Stride Freq. [Hz]	2.3	2.3	2.3	2.3	2.4	2.3								
Avg. Stride Length [m]	6.2	7.8	7.3	7.5	7.0	7.0								





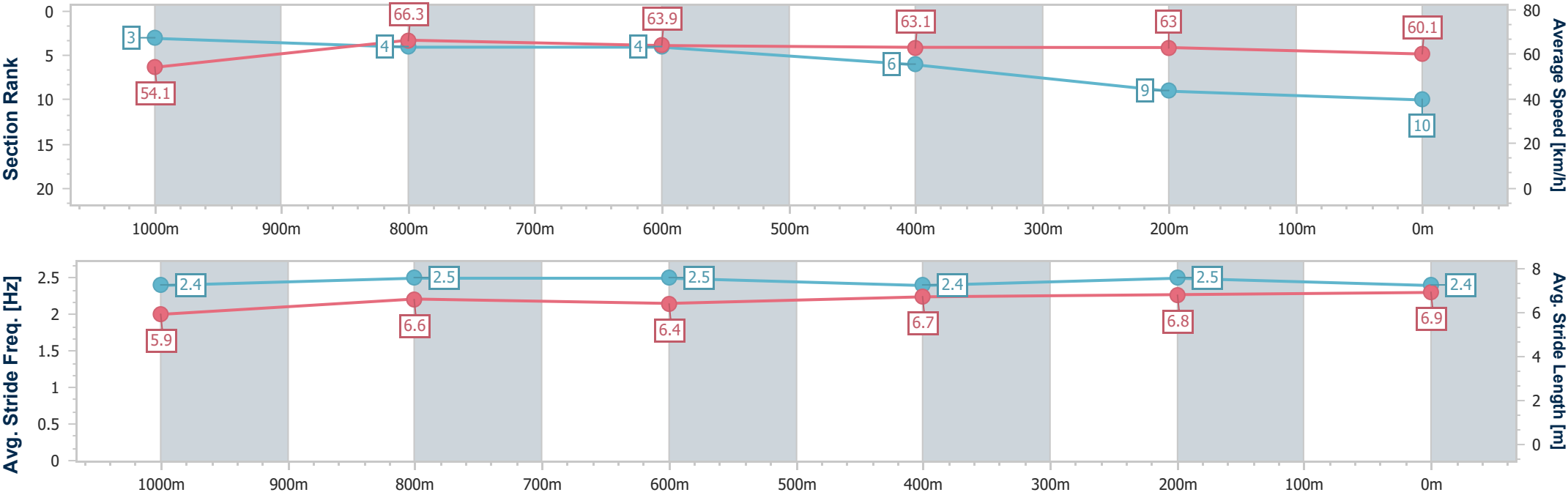
Horse/Jockey Name	Tigon Princess
Final Rank	10
Fastest Section Time (Section)	0:10.88 (1000m)
Top Speed [km/h] (Section)	67.9 (1000m)
Race State	Finished



DoombenProfessional  
Race 8: LADBROKES BIG BETS Fillies and Mares  
BENCHMARK 68 Handicap - 1200m  
17 January 2026 - 17:08  
Track Rating: Good 3, Weather: Overcast, Rail Position: +5m Entire



Section	Overall	1000m	800m	600m	400m	200m								
Section Times	1:10.49 [10] (0:13.36)	0:57.13 [3] (0:10.88)	0:46.25 [4] (0:11.33)	0:34.92 [4] (0:11.49)	0:23.43 [6] (0:11.43)	0:12.00 [9] (0:12.00)								
Average Speed [km/h]	54.1	66.3	63.9	63.1	63.0	60.1								
Top Speed [km/h]	67.8	67.9	65.4	64.2	63.9	62.9								
Avg. Dist. to Rail [m]	2.7	1.3	1.6	0.5	3.0	5.3								
Avg. Stride Freq. [Hz]	2.4	2.5	2.5	2.4	2.5	2.4								
Avg. Stride Length [m]	5.9	6.6	6.4	6.7	6.8	6.9								





Horse/Jockey Name	Intrecciato
Final Rank	11
Fastest Section Time (Section)	0:11.18 (400m)
Top Speed [km/h] (Section)	67.1 (1000m)
Race State	Finished



DoombenProfessional  
Race 8: LADBROKES BIG BETS Fillies and Mares  
BENCHMARK 68 Handicap - 1200m  
17 January 2026 - 17:08  
Track Rating: Good 3, Weather: Overcast, Rail Position: +5m Entire



Section	Overall	1000m	800m	600m	400m	200m								
Section Times	1:10.65 [11] (0:13.74)	0:56.91 [8] (0:11.22)	0:45.69 [11] (0:11.22)	0:34.47 [10] (0:11.37)	0:23.10 [10] (0:11.18)	0:11.92 [11] (0:11.92)								
Average Speed [km/h]	52.3	65.0	64.5	63.5	64.5	60.5								
Top Speed [km/h]	66.9	67.1	65.4	64.1	65.0	63.6								
Avg. Dist. to Rail [m]	7.6	3.6	1.4	0.6	1.7	4.3								
Avg. Stride Freq. [Hz]	2.3	2.3	2.3	2.3	2.3	2.3								
Avg. Stride Length [m]	5.8	7.2	7.1	7.1	7.2	7.3								

