



IpswichProfessional

Race 1: TAB Maiden Handicap - 1700m

21 January 2026 - 13:38



Track Rating: Soft 5, Weather: Fine, Rail Position: +7m Entire

Section						Overall	1600m	1400m	1200m	1000m	800m	600m	Last 600m		
Field Times						1:44.30 (0:08.58)	1:35.72 (0:11.29)	1:24.43 (0:11.48)	1:12.95 (0:11.91)	1:01.04 (0:11.82)	0:49.22 (0:11.67)	0:37.55 (0:12.05)	0:37.55		
Rank	TAB	Horse/Jockey	Barrier	Top Speed [km/h]	Fastest Section									Distance Travelled [m]	
1	5	DASHING MARS	4	64.5	0:08.59	1:44.30 [1]	1:35.71 [2]	1:24.30 [3]	1:12.73 [3]	1:00.92 [2]	0:49.16 [2]	0:37.37 [2]	0:37.37		
		Angela Jones		1600m	Overall	(0:08.59)	(0:11.41)	(0:11.57)	(0:11.81)	(0:11.76)	(0:11.79)	(0:12.06)			
2	8	HE IS THE KISS	7	65.6	0:08.61	1:44.39 [2]	1:35.78 [3]	1:24.52 [1]	1:13.04 [1]	1:01.13 [1]	0:49.31 [1]	0:37.64 [1]	0:37.64 -2		
		Brandon Lerena		1600m	Overall	(0:08.61)	(0:11.26)	(0:11.48)	(0:11.91)	(0:11.82)	(0:11.67)	(0:12.05)			
3	3	SPOT THE AUSSIE	2	64.4	0:08.58	1:44.49 [3]	1:35.91 [1]	1:24.39 [4]	1:12.71 [4]	1:00.75 [4]	0:49.04 [4]	0:37.30 [3]	0:37.30 +5		
		Ben Thompson		1600m	Overall	(0:08.58)	(0:11.52)	(0:11.68)	(0:11.96)	(0:11.71)	(0:11.74)	(0:12.05)			
4	6	ENIDZEL	5	64.3	0:08.72	1:44.66 [4]	1:35.94 [7]	1:24.28 [7]	1:12.66 [6]	1:00.70 [6]	0:48.82 [7]	0:37.04 [7]	0:37.04 +7		
		Adin Thompson		1400m	Overall	(0:08.72)	(0:11.66)	(0:11.62)	(0:11.96)	(0:11.88)	(0:11.78)	(0:12.06)			
5	4	WANNA KISS	1	63.8	0:08.66	1:44.72 [5]	1:36.06 [4]	1:24.41 [6]	1:12.69 [7]	1:00.74 [7]	0:48.94 [6]	0:37.36 [5]	0:37.36 +2		
		Bella Youngberry		1600m	Overall	(0:08.66)	(0:11.65)	(0:11.72)	(0:11.95)	(0:11.80)	(0:11.58)	(0:12.03)			
6	2	MICHIFUKU	8	66.0	0:08.70	1:44.98 [6]	1:36.28 [5]	1:25.02 [2]	1:13.45 [2]	1:01.52 [3]	0:49.61 [3]	0:37.74 [4]	0:37.74 +9		
		Olivia Webb		1400m	Overall	(0:08.70)	(0:11.26)	(0:11.57)	(0:11.93)	(0:11.91)	(0:11.87)	(0:12.31)			
7	11	PREACHABULL	6	64.1	0:08.71	1:45.31 [7]	1:36.60 [6]	1:25.06 [5]	1:13.39 [5]	1:01.50 [5]	0:49.61 [5]	0:37.79 [6]	0:37.79 +2		
		Jason Taylor		1600m	Overall	(0:08.71)	(0:11.54)	(0:11.67)	(0:11.89)	(0:11.89)	(0:11.82)	(0:12.28)			
8	10	OUR ESPRIT	9	64.6	0:08.98	1:45.42 [8]	1:36.44 [9]	1:24.71 [9]	1:13.16 [9]	1:01.13 [9]	0:49.40 [9]	0:37.74 [8]	0:37.74 +4		
		Fred Larson		1400m	Overall	(0:08.98)	(0:11.73)	(0:11.55)	(0:12.03)	(0:11.73)	(0:11.66)	(0:11.86)			
9	9	LOVE TO BE PROUD	3	64.6	0:08.78	1:46.06 [9]	1:37.28 [8]	1:25.67 [8]	1:14.02 [8]	1:02.03 [8]	0:50.14 [8]	0:38.28 [9]	0:38.28 +1		
		Montanna Savva		1400m	Overall	(0:08.78)	(0:11.61)	(0:11.65)	(0:11.99)	(0:11.89)	(0:11.86)	(0:12.18)			

Scratched: Escape Beach (#7), In And Away (#1)



IpswichProfessional
Race 1: TAB Maiden Handicap - 1700m
21 January 2026 - 13:38



Track Rating: Soft 5, Weather: Fine, Rail Position: +7m Entire

Section						400m	200m			Last 600m
Field Times						0:25.50 (0:12.46)	0:13.04 (0:13.04)			0:37.55
Rank	TAB	Horse/Jockey	Barrier	Top Speed [km/h]	Fastest Section			Margin		
1	5	DASHING MARS	4	64.5	0:08.59	0:25.31 [2]	0:12.80 [2]	1:44.30		0:37.37
		Angela Jones		1600m	Overall	(0:12.51)	(0:12.80)			
2	8	HE IS THE KISS	7	65.6	0:08.61	0:25.59 [1]	0:13.13 [1]	0.51L		0:37.64 -2
		Brandon Lerena		1600m	Overall	(0:12.46)	(0:13.13)			
3	3	SPOT THE AUSSIE	2	64.4	0:08.58	0:25.25 [3]	0:12.88 [3]	1.1L		0:37.30 +5
		Ben Thompson		1600m	Overall	(0:12.37)	(0:12.88)			
4	6	ENIDZEL	5	64.3	0:08.72	0:24.98 [7]	0:12.60 [5]	2.11L		0:37.04 +7
		Adin Thompson		1400m	Overall	(0:12.38)	(0:12.60)			
5	4	WANNA KISS	1	63.8	0:08.66	0:25.33 [4]	0:12.97 [4]	2.45L		0:37.36 +2
		Bella Youngberry		1600m	Overall	(0:12.36)	(0:12.97)			
6	2	MICHIFUKU	8	66.0	0:08.70	0:25.43 [6]	0:12.70 [7]	3.98L		0:37.74 +9
		Olivia Webb		1400m	Overall	(0:12.73)	(0:12.70)			
7	11	PREACHABULL	6	64.1	0:08.71	0:25.51 [8]	0:12.88 [8]	5.92L		0:37.79 +2
		Jason Taylor		1600m	Overall	(0:12.63)	(0:12.88)			
8	10	OUR ESPRIT	9	64.6	0:08.98	0:25.88 [5]	0:13.29 [6]	6.57L		0:37.74 +4
		Fred Larson		1400m	Overall	(0:12.59)	(0:13.29)			
9	9	LOVE TO BE PROUD	3	64.6	0:08.78	0:26.10 [9]	0:13.50 [9]	10.34L		0:38.28 +1
		Montanna Savva		1400m	Overall	(0:12.60)	(0:13.50)			

Scratched: Escape Beach (#7), In And Away (#1)



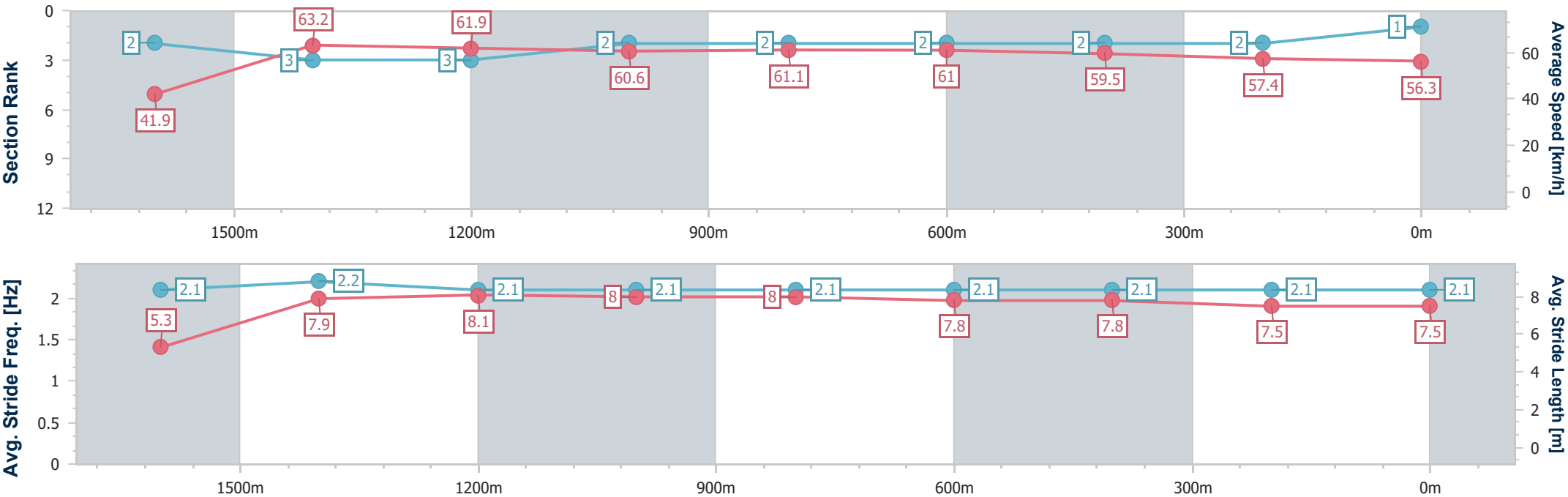
Horse/Jockey Name	Dashing Mars
Final Rank	1
Fastest Section Time (Section)	0:08.59 (Overall)
Top Speed [km/h] (Section)	64.5 (1600m)
Race State	Finished



IpswichProfessional
Race 1: TAB Maiden Handicap - 1700m
21 January 2026 - 13:38
Track Rating: Soft 5, Weather: Fine, Rail Position: +7m Entire



Section	Overall	1600m	1400m	1200m	1000m	800m	600m	400m	200m				
Section Times	1:44.30 [1] (0:08.59)	1:35.71 [2] (0:11.41)	1:24.30 [3] (0:11.57)	1:12.73 [3] (0:11.81)	1:00.92 [2] (0:11.76)	0:49.16 [2] (0:11.79)	0:37.37 [2] (0:12.06)	0:25.31 [2] (0:12.51)	0:12.80 [2] (0:12.80)				
Average Speed [km/h]	41.9	63.2	61.9	60.6	61.1	61.0	59.5	57.4	56.3				
Top Speed [km/h]	60.0	64.5	63.5	61.7	61.7	61.7	61.0	58.3	57.6				
Avg. Dist. to Rail [m]	4.4	0.9	1.4	1.4	0.6	0.4	0.8	0.6	0.3				
Avg. Stride Freq. [Hz]	2.1	2.2	2.1	2.1	2.1	2.1	2.1	2.1	2.1				
Avg. Stride Length [m]	5.3	7.9	8.1	8.0	8.0	7.8	7.8	7.5	7.5				





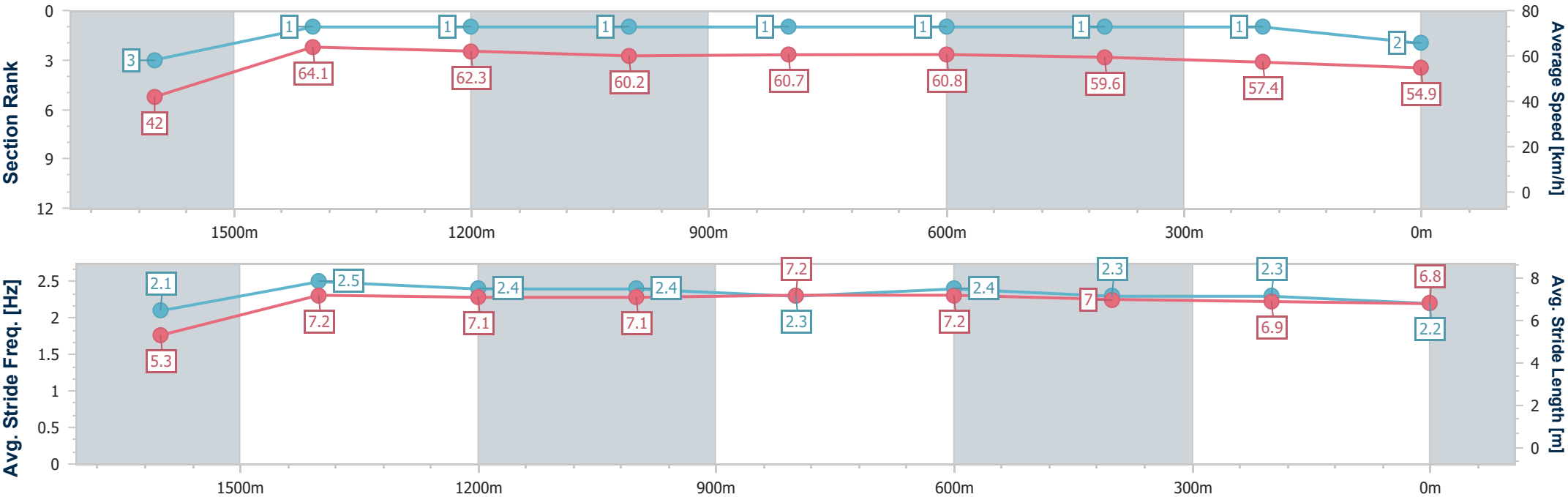
Horse/Jockey Name	He Is The Kiss
Final Rank	2
Fastest Section Time (Section)	0:08.61 (Overall)
Top Speed [km/h] (Section)	65.6 (1600m)
Race State	Finished



IpswichProfessional
Race 1: TAB Maiden Handicap - 1700m
21 January 2026 - 13:38
Track Rating: Soft 5, Weather: Fine, Rail Position: +7m Entire



Section	Overall	1600m	1400m	1200m	1000m	800m	600m	400m	200m				
Section Times	1:44.39 [2] (0:08.61)	1:35.78 [3] (0:11.26)	1:24.52 [1] (0:11.48)	1:13.04 [1] (0:11.91)	1:01.13 [1] (0:11.82)	0:49.31 [1] (0:11.67)	0:37.64 [1] (0:12.05)	0:25.59 [1] (0:12.46)	0:13.13 [1] (0:13.13)				
Average Speed [km/h]	42.0	64.1	62.3	60.2	60.7	60.8	59.6	57.4	54.9				
Top Speed [km/h]	59.5	65.6	63.9	62.0	61.3	61.9	61.8	58.1	56.7				
Avg. Dist. to Rail [m]	7.5	2.0	0.5	1.8	2.1	2.6	1.3	1.6	1.4				
Avg. Stride Freq. [Hz]	2.1	2.5	2.4	2.4	2.3	2.4	2.3	2.3	2.2				
Avg. Stride Length [m]	5.3	7.2	7.1	7.1	7.2	7.2	7.0	6.9	6.8				





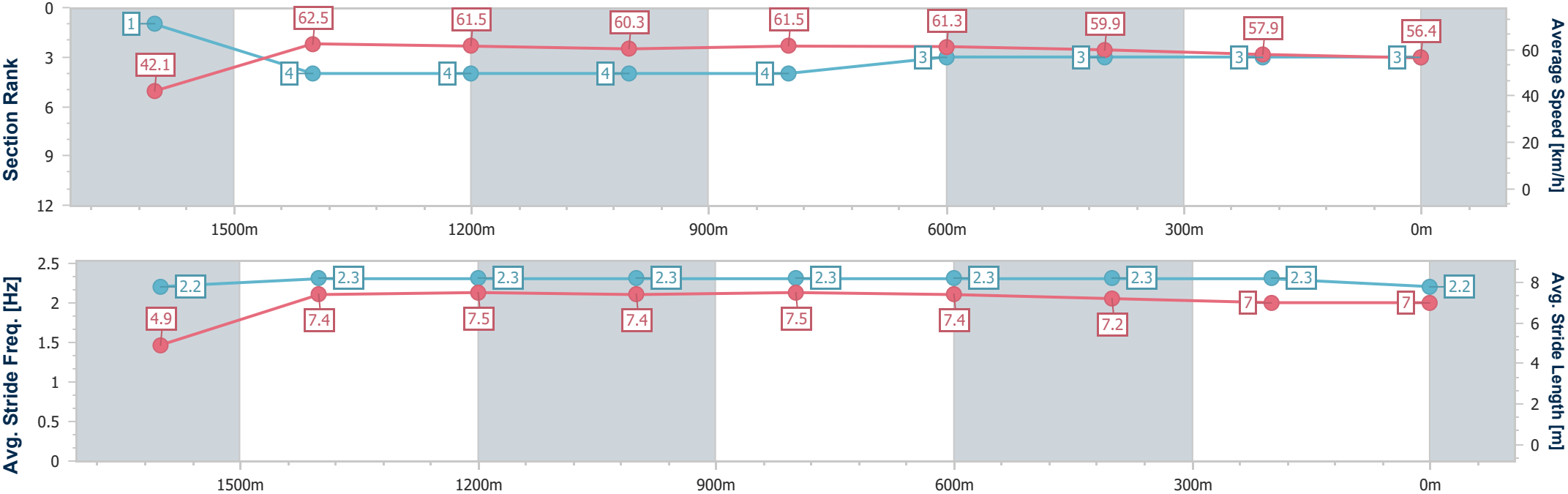
Horse/Jockey Name	Spot The Aussie
Final Rank	3
Fastest Section Time (Section)	0:08.58 (Overall)
Top Speed [km/h] (Section)	64.4 (1600m)
Race State	Finished



IpswichProfessional
Race 1: TAB Maiden Handicap - 1700m
21 January 2026 - 13:38
Track Rating: Soft 5, Weather: Fine, Rail Position: +7m Entire



Section	Overall	1600m	1400m	1200m	1000m	800m	600m	400m	200m				
Section Times	1:44.49 [3] (0:08.58)	1:35.91 [1] (0:11.52)	1:24.39 [4] (0:11.68)	1:12.71 [4] (0:11.96)	1:00.75 [4] (0:11.71)	0:49.04 [4] (0:11.74)	0:37.30 [3] (0:12.05)	0:25.25 [3] (0:12.37)	0:12.88 [3] (0:12.88)				
Average Speed [km/h]	42.1	62.5	61.5	60.3	61.5	61.3	59.9	57.9	56.4				
Top Speed [km/h]	59.4	64.4	63.8	61.0	62.1	62.1	60.8	58.8	57.8				
Avg. Dist. to Rail [m]	3.2	0.3	0.6	0.2	0.5	0.3	0.6	0.6	1.1				
Avg. Stride Freq. [Hz]	2.2	2.3	2.3	2.3	2.3	2.3	2.3	2.3	2.2				
Avg. Stride Length [m]	4.9	7.4	7.5	7.4	7.5	7.4	7.2	7.0	7.0				





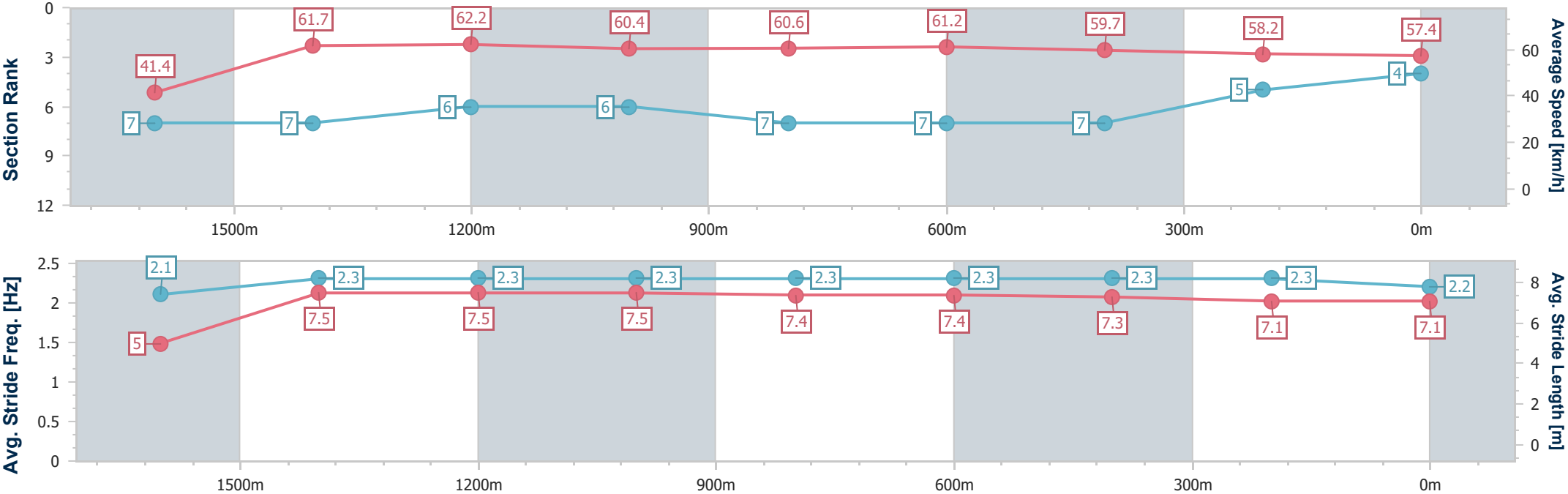
Horse/Jockey Name	Enidzel
Final Rank	4
Fastest Section Time (Section)	0:08.72 (Overall)
Top Speed [km/h] (Section)	64.3 (1400m)
Race State	Finished



IpswichProfessional
Race 1: TAB Maiden Handicap - 1700m
21 January 2026 - 13:38
Track Rating: Soft 5, Weather: Fine, Rail Position: +7m Entire



Section	Overall	1600m	1400m	1200m	1000m	800m	600m	400m	200m				
Section Times	1:44.66 [4] (0:08.72)	1:35.94 [7] (0:11.66)	1:24.28 [7] (0:11.62)	1:12.66 [6] (0:11.96)	1:00.70 [6] (0:11.88)	0:48.82 [7] (0:11.78)	0:37.04 [7] (0:12.06)	0:24.98 [7] (0:12.38)	0:12.60 [5] (0:12.60)				
Average Speed [km/h]	41.4	61.7	62.2	60.4	60.6	61.2	59.7	58.2	57.4				
Top Speed [km/h]	58.6	63.8	64.3	63.8	61.4	61.5	61.3	59.3	59.8				
Avg. Dist. to Rail [m]	5.4	1.0	0.6	0.8	1.0	0.3	0.5	0.4	0.8				
Avg. Stride Freq. [Hz]	2.1	2.3	2.3	2.3	2.3	2.3	2.3	2.3	2.2				
Avg. Stride Length [m]	5.0	7.5	7.5	7.5	7.4	7.4	7.3	7.1	7.1				





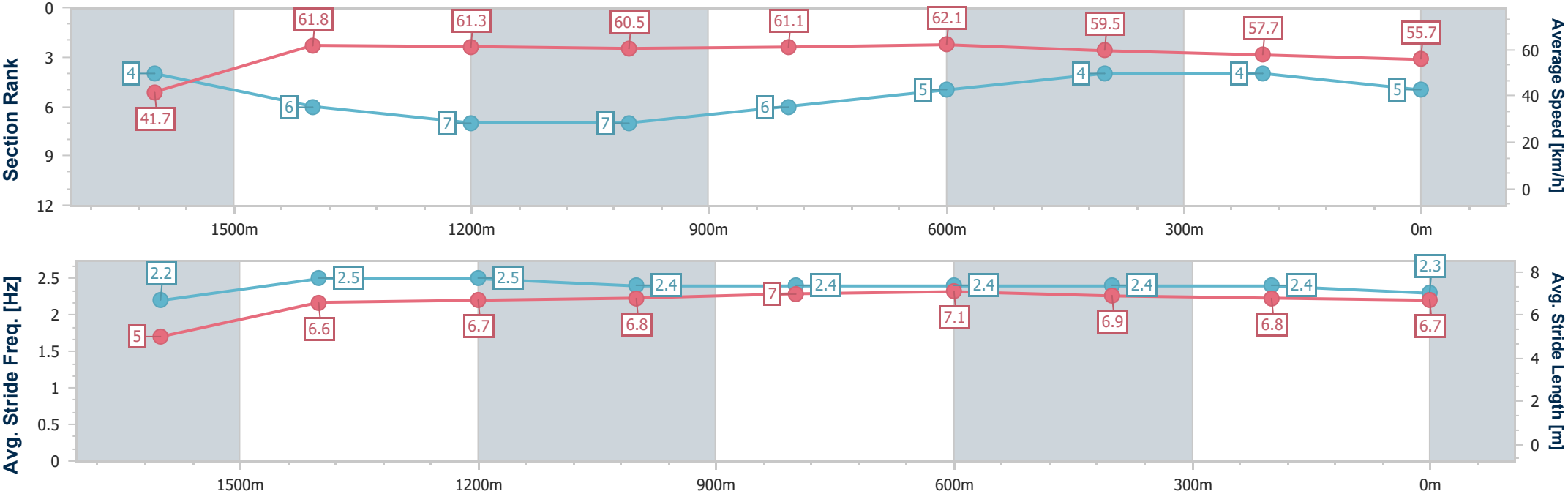
Horse/Jockey Name	Wanna Kiss
Final Rank	5
Fastest Section Time (Section)	0:08.66 (Overall)
Top Speed [km/h] (Section)	63.8 (1600m)
Race State	Finished



IpswichProfessional
Race 1: TAB Maiden Handicap - 1700m
21 January 2026 - 13:38
Track Rating: Soft 5, Weather: Fine, Rail Position: +7m Entire



Section	Overall	1600m	1400m	1200m	1000m	800m	600m	400m	200m				
Section Times	1:44.72 [5] (0:08.66)	1:36.06 [4] (0:11.65)	1:24.41 [6] (0:11.72)	1:12.69 [7] (0:11.95)	1:00.74 [7] (0:11.80)	0:48.94 [6] (0:11.58)	0:37.36 [5] (0:12.03)	0:25.33 [4] (0:12.36)	0:12.97 [4] (0:12.97)				
Average Speed [km/h]	41.7	61.8	61.3	60.5	61.1	62.1	59.5	57.7	55.7				
Top Speed [km/h]	57.7	63.8	63.4	60.9	62.2	62.6	61.1	59.3	56.6				
Avg. Dist. to Rail [m]	1.2	1.1	0.4	0.5	0.3	0.7	1.2	2.3	1.9				
Avg. Stride Freq. [Hz]	2.2	2.5	2.5	2.4	2.4	2.4	2.4	2.4	2.3				
Avg. Stride Length [m]	5.0	6.6	6.7	6.8	7.0	7.1	6.9	6.8	6.7				





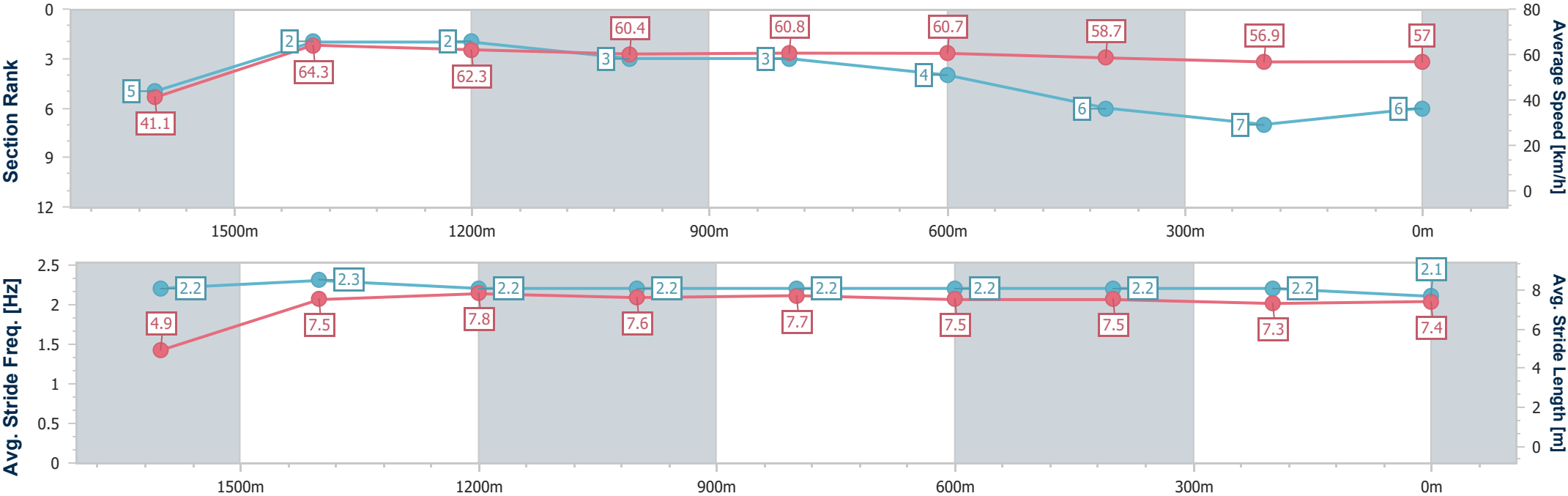
Horse/Jockey Name	Michifuku
Final Rank	6
Fastest Section Time (Section)	0:08.70 (Overall)
Top Speed [km/h] (Section)	66.0 (1400m)
Race State	Finished



IpswichProfessional
Race 1: TAB Maiden Handicap - 1700m
21 January 2026 - 13:38
Track Rating: Soft 5, Weather: Fine, Rail Position: +7m Entire



Section	Overall	1600m	1400m	1200m	1000m	800m	600m	400m	200m				
Section Times	1:44.98 [6] (0:08.70)	1:36.28 [5] (0:11.26)	1:25.02 [2] (0:11.57)	1:13.45 [2] (0:11.93)	1:01.52 [3] (0:11.91)	0:49.61 [3] (0:11.87)	0:37.74 [4] (0:12.31)	0:25.43 [6] (0:12.73)	0:12.70 [7] (0:12.70)				
Average Speed [km/h]	41.1	64.3	62.3	60.4	60.8	60.7	58.7	56.9	57.0				
Top Speed [km/h]	62.0	65.3	66.0	61.8	61.6	61.7	60.2	57.6	57.7				
Avg. Dist. to Rail [m]	8.8	3.9	0.9	0.5	1.1	0.6	0.8	1.6	3.1				
Avg. Stride Freq. [Hz]	2.2	2.3	2.2	2.2	2.2	2.2	2.2	2.2	2.1				
Avg. Stride Length [m]	4.9	7.5	7.8	7.6	7.7	7.5	7.5	7.3	7.4				





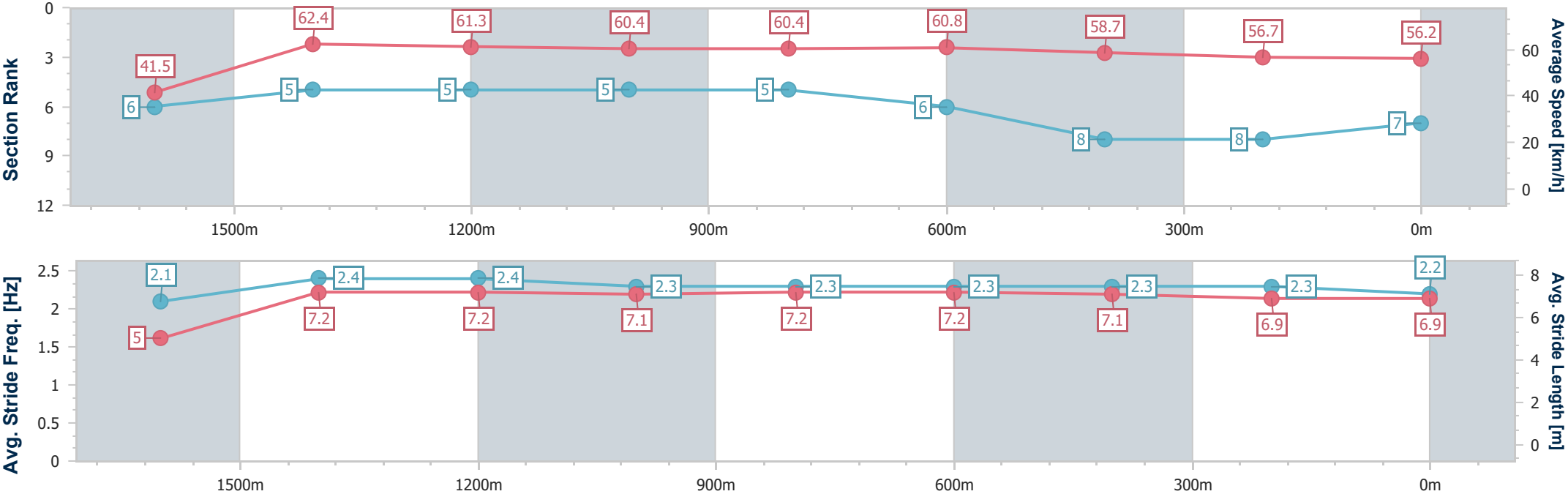
Horse/Jockey Name	Preachabull
Final Rank	7
Fastest Section Time (Section)	0:08.71 (Overall)
Top Speed [km/h] (Section)	64.1 (1600m)
Race State	Finished



IpswichProfessional
Race 1: TAB Maiden Handicap - 1700m
21 January 2026 - 13:38
Track Rating: Soft 5, Weather: Fine, Rail Position: +7m Entire



Section	Overall	1600m	1400m	1200m	1000m	800m	600m	400m	200m				
Section Times	1:45.31 [7] (0:08.71)	1:36.60 [6] (0:11.54)	1:25.06 [5] (0:11.67)	1:13.39 [5] (0:11.89)	1:01.50 [5] (0:11.89)	0:49.61 [5] (0:11.82)	0:37.79 [6] (0:12.28)	0:25.51 [8] (0:12.63)	0:12.88 [8] (0:12.88)				
Average Speed [km/h]	41.5	62.4	61.3	60.4	60.4	60.8	58.7	56.7	56.2				
Top Speed [km/h]	59.3	64.1	63.8	61.8	61.5	61.5	60.1	57.6	56.8				
Avg. Dist. to Rail [m]	6.2	1.4	0.9	0.6	0.3	0.7	0.4	1.1	1.3				
Avg. Stride Freq. [Hz]	2.1	2.4	2.4	2.3	2.3	2.3	2.3	2.3	2.2				
Avg. Stride Length [m]	5.0	7.2	7.2	7.1	7.2	7.2	7.1	6.9	6.9				





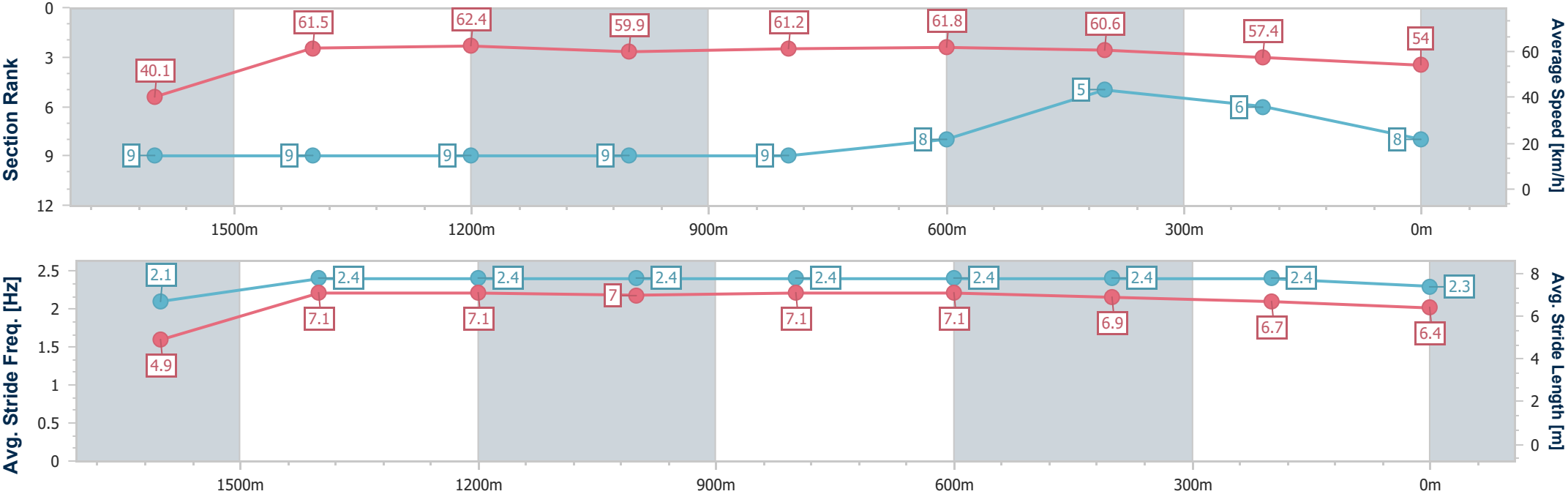
Horse/Jockey Name	Our Esprit
Final Rank	8
Fastest Section Time (Section)	0:08.98 (Overall)
Top Speed [km/h] (Section)	64.6 (1400m)
Race State	Finished



IpswichProfessional
Race 1: TAB Maiden Handicap - 1700m
21 January 2026 - 13:38
Track Rating: Soft 5, Weather: Fine, Rail Position: +7m Entire



Section	Overall	1600m	1400m	1200m	1000m	800m	600m	400m	200m				
Section Times	1:45.42 [8] (0:08.98)	1:36.44 [9] (0:11.73)	1:24.71 [9] (0:11.55)	1:13.16 [9] (0:12.03)	1:01.13 [9] (0:11.73)	0:49.40 [9] (0:11.66)	0:37.74 [8] (0:11.86)	0:25.88 [5] (0:12.59)	0:13.29 [6] (0:13.29)				
Average Speed [km/h]	40.1	61.5	62.4	59.9	61.2	61.8	60.6	57.4	54.0				
Top Speed [km/h]	58.0	62.3	64.6	61.3	63.3	62.6	61.5	59.9	55.9				
Avg. Dist. to Rail [m]	9.5	2.1	0.3	0.8	0.6	0.5	0.4	1.1	4.7				
Avg. Stride Freq. [Hz]	2.1	2.4	2.4	2.4	2.4	2.4	2.4	2.4	2.3				
Avg. Stride Length [m]	4.9	7.1	7.1	7.0	7.1	7.1	6.9	6.7	6.4				





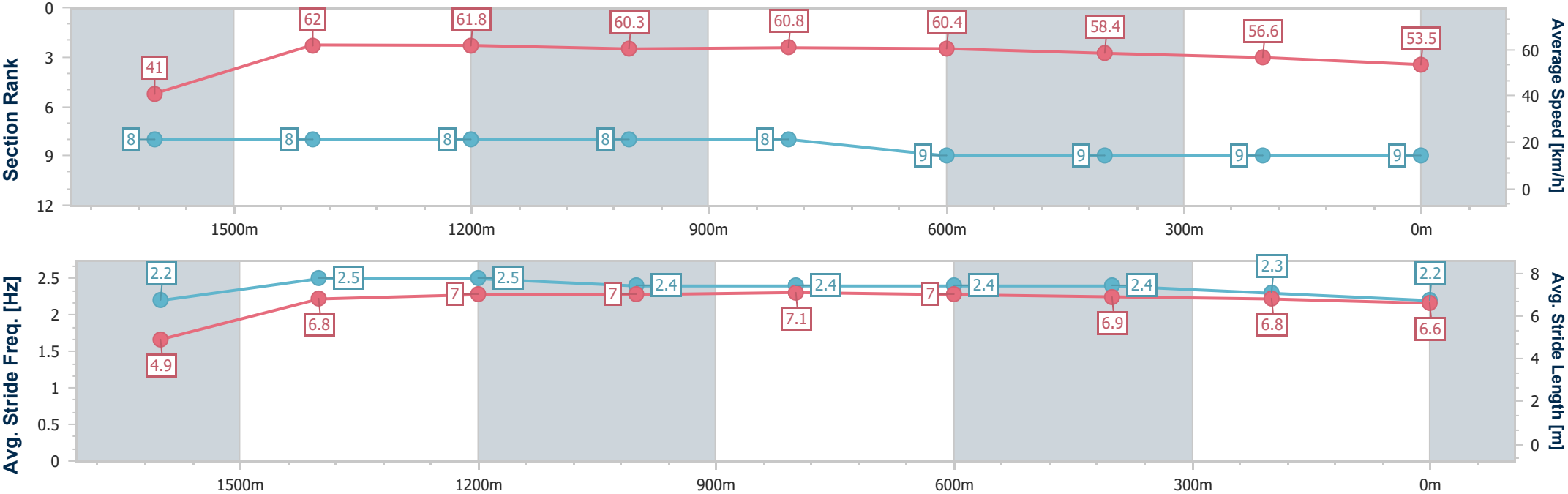
Horse/Jockey Name	Love To Be Proud
Final Rank	9
Fastest Section Time (Section)	0:08.78 (Overall)
Top Speed [km/h] (Section)	64.6 (1400m)
Race State	Finished



IpswichProfessional
Race 1: TAB Maiden Handicap - 1700m
21 January 2026 - 13:38
Track Rating: Soft 5, Weather: Fine, Rail Position: +7m Entire



Section	Overall	1600m	1400m	1200m	1000m	800m	600m	400m	200m				
Section Times	1:46.06 [9] (0:08.78)	1:37.28 [8] (0:11.61)	1:25.67 [8] (0:11.65)	1:14.02 [8] (0:11.99)	1:02.03 [8] (0:11.89)	0:50.14 [8] (0:11.86)	0:38.28 [9] (0:12.18)	0:26.10 [9] (0:12.60)	0:13.50 [9] (0:13.50)				
Average Speed [km/h]	41.0	62.0	61.8	60.3	60.8	60.4	58.4	56.6	53.5				
Top Speed [km/h]	59.5	64.5	64.6	61.3	61.6	61.3	60.9	57.1	56.2				
Avg. Dist. to Rail [m]	4.1	0.5	0.4	0.7	0.7	0.7	1.9	2.3	1.6				
Avg. Stride Freq. [Hz]	2.2	2.5	2.5	2.4	2.4	2.4	2.4	2.3	2.2				
Avg. Stride Length [m]	4.9	6.8	7.0	7.0	7.1	7.0	6.9	6.8	6.6				



Track Rating: Soft 5, Weather: Fine, Rail Position: +7m Entire

Section						Overall	1800m	1600m	1400m	1200m	1000m	800m	Last 600m	
Field Times						2:03.59 (0:14.11)	1:49.48 (0:11.78)	1:37.70 (0:12.29)	1:25.41 (0:12.49)	1:12.92 (0:12.32)	1:00.60 (0:12.07)	0:48.53 (0:11.99)	0:36.54	
Rank	TAB	Horse/Jockey	Barrier	Top Speed [km/h]	Fastest Section									Distance Travelled [m]
1	10	MAURITA	6	62.3	0:11.86	2:03.59 [1]	1:49.02 [7]	1:37.09 [6]	1:24.80 [6]	1:12.37 [7]	1:00.08 [7]	0:48.05 [7]	0:36.12	
		Ashvin Goindasamy		Overall	600m	(0:14.57)	(0:11.93)	(0:12.29)	(0:12.43)	(0:12.29)	(0:12.03)	(0:11.93)		
2	8	KEY COMPONENT	7	62.9	0:11.62	2:03.65 [2]	1:48.97 [8]	1:37.01 [8]	1:24.66 [8]	1:12.26 [8]	0:59.99 [8]	0:48.02 [8]	0:36.40 +11	
		Dale Smith		800m	800m	(0:14.68)	(0:11.96)	(0:12.35)	(0:12.40)	(0:12.27)	(0:11.97)	(0:11.62)		
3	1	CHEERS	9	64.3	0:11.57	2:03.94 [3]	1:49.01 [9]	1:37.10 [9]	1:24.81 [9]	1:12.51 [9]	1:00.11 [9]	0:48.04 [9]	0:36.34 +5	
		Rob Thorburn		600m	600m	(0:14.93)	(0:11.91)	(0:12.29)	(0:12.30)	(0:12.40)	(0:12.07)	(0:11.70)		
4	5	LOVE 'N' GAMES	5	63.5	0:11.69	2:04.08 [4]	1:49.88 [3]	1:38.19 [1]	1:25.90 [1]	1:13.41 [1]	1:01.09 [1]	0:49.02 [1]	0:37.03 +3	
		Tiffani Brooker		1800m	1800m	(0:14.20)	(0:11.69)	(0:12.29)	(0:12.49)	(0:12.32)	(0:12.07)	(0:11.99)		
5	6	PROCLAIMER	2	63.2	0:11.79	2:04.40 [5]	1:49.91 [6]	1:38.12 [4]	1:25.81 [3]	1:13.38 [4]	1:01.13 [4]	0:49.04 [4]	0:37.13 +1	
		Chloe Lowe		Overall	1800m	(0:14.49)	(0:11.79)	(0:12.31)	(0:12.43)	(0:12.25)	(0:12.09)	(0:11.91)		
6	9	CLASSIQUE GAL	1	63.0	0:12.06	2:04.41 [6]	1:50.30 [1]	1:38.24 [2]	1:25.80 [4]	1:13.50 [3]	1:01.18 [3]	0:49.06 [3]	0:36.94 +4	
		Kyle Wilson-Taylor		Overall	1800m	(0:14.11)	(0:12.06)	(0:12.44)	(0:12.30)	(0:12.32)	(0:12.12)	(0:12.12)		
7	2	MARAVICH	8	61.8	0:11.96	2:05.06 [7]	1:50.73 [4]	1:38.53 [7]	1:26.22 [7]	1:13.94 [5]	1:01.61 [6]	0:49.55 [6]	0:37.56 +14	
		Brandon Lerena		1800m	600m	(0:14.33)	(0:12.20)	(0:12.31)	(0:12.28)	(0:12.33)	(0:12.06)	(0:11.99)		
8	3	BOKUDEN	4	62.6	0:11.94	2:05.08 [8]	1:50.67 [5]	1:38.73 [5]	1:26.31 [5]	1:13.93 [6]	1:01.68 [5]	0:49.70 [5]	0:37.76 +13	
		Jett Newman		1800m	1800m	(0:14.41)	(0:11.94)	(0:12.42)	(0:12.38)	(0:12.25)	(0:11.98)	(0:11.94)		
9	7	GLENRAY'S MATE	3	62.6	0:12.02	2:05.24 [9]	1:51.09 [2]	1:39.04 [3]	1:26.66 [2]	1:14.41 [2]	1:02.13 [2]	0:50.07 [2]	0:38.05 +10	
		Colleen Krahnen		Overall	800m	(0:14.15)	(0:12.05)	(0:12.38)	(0:12.25)	(0:12.28)	(0:12.06)	(0:12.02)		

Scratched: Flying Rothe (#12), Planned Encounter (#11), Autunno (#4)



IpswichProfessional

Race 2: GREAT NORTHERN RATINGS BAND 0 - 58 Handicap - 1990m

21 January 2026 - 14:13



Track Rating: Soft 5, Weather: Fine, Rail Position: +7m Entire

Section							600m	400m	200m				Last 600m
Field Times							0:36.54 (0:11.91)	0:24.63 (0:12.18)	0:12.45 (0:12.45)				0:36.54
Rank	TAB	Horse/Jockey	Barrier	Top Speed [km/h]	Fastest Section				Margin				Distance Travelled [m]
1	10	MAURITA	6	62.3	0:11.86	0:36.12 [7]	0:24.26 [4]	0:12.26 [2]	2:03.59				0:36.12
		Ashvin Goindasamy		Overall	600m	(0:11.86)	(0:12.00)	(0:12.26)					
2	8	KEY COMPONENT	7	62.9	0:11.62	0:36.40 [3]	0:24.69 [1]	0:12.51 [1]	0.37L				0:36.40 +11
		Dale Smith		800m	800m	(0:11.71)	(0:12.18)	(0:12.51)					
3	1	CHEERS	9	64.3	0:11.57	0:36.34 [9]	0:24.77 [2]	0:12.53 [3]	2.03L				0:36.34 +5
		Rob Thorburn		600m	600m	(0:11.57)	(0:12.24)	(0:12.53)					
4	5	LOVE 'N' GAMES	5	63.5	0:11.69	0:37.03 [1]	0:24.89 [3]	0:12.65 [4]	2.86L				0:37.03 +3
		Tiffani Brooker		1800m	1800m	(0:12.14)	(0:12.24)	(0:12.65)					
5	6	PROCLAIMER	2	63.2	0:11.79	0:37.13 [4]	0:24.89 [8]	0:12.58 [5]	4.77L				0:37.13 +1
		Chloe Lowe		Overall	1800m	(0:12.24)	(0:12.31)	(0:12.58)					
6	9	CLASSIQUE GAL	1	63.0	0:12.06	0:36.94 [6]	0:24.78 [9]	0:12.48 [6]	4.85L				0:36.94 +4
		Kyle Wilson-Taylor		Overall	1800m	(0:12.16)	(0:12.30)	(0:12.48)					
7	2	MARAVICH	8	61.8	0:11.96	0:37.56 [8]	0:25.60 [7]	0:13.00 [9]	8.63L				0:37.56 +14
		Brandon Lerena		1800m	600m	(0:11.96)	(0:12.60)	(0:13.00)					
8	3	BOKUDEN	4	62.6	0:11.94	0:37.76 [5]	0:25.67 [6]	0:13.13 [7]	8.78L				0:37.76 +13
		Jett Newman		1800m	1800m	(0:12.09)	(0:12.54)	(0:13.13)					
9	7	GLENRAY'S MATE	3	62.6	0:12.02	0:38.05 [2]	0:25.89 [5]	0:13.22 [8]	9.68L				0:38.05 +10
		Colleen Krahnen		Overall	800m	(0:12.16)	(0:12.67)	(0:13.22)					

Scratched: Flying Rothe (#12), Planned Encounter (#11), Autunno (#4)



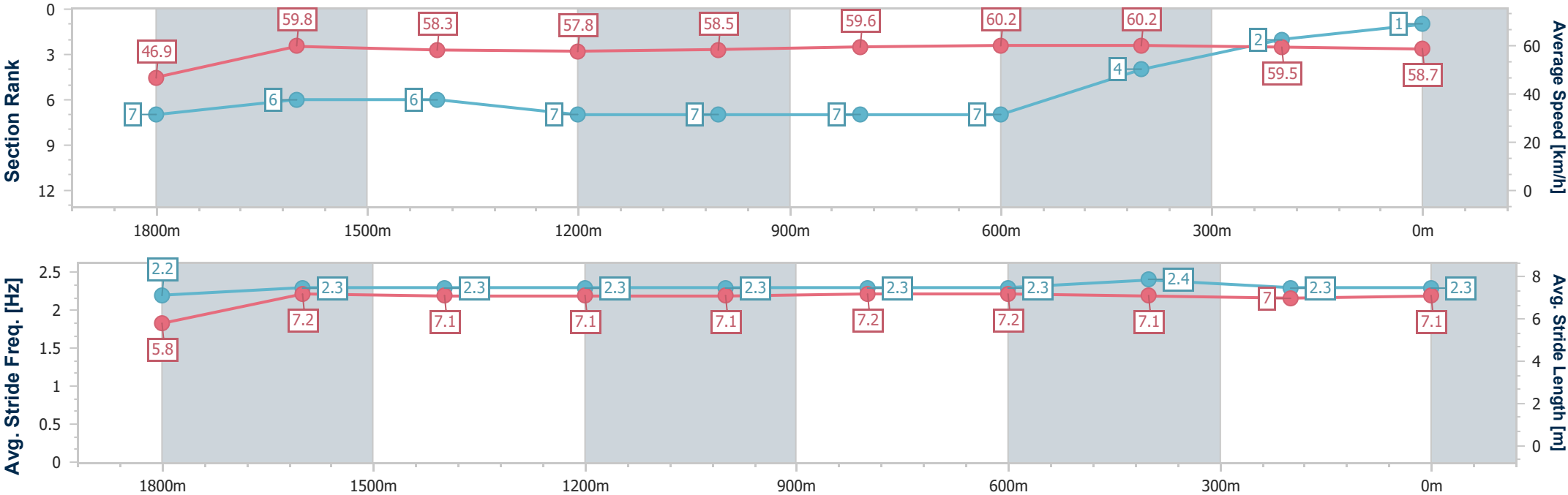
Horse/Jockey Name	Maurita
Final Rank	1
Fastest Section Time (Section)	0:11.86 (600m)
Top Speed [km/h] (Section)	62.3 (Overall)
Race State	Finished



IpswichProfessional
Race 2: GREAT NORTHERN RATINGS BAND 0 - 58 Handicap - 1990m
21 January 2026 - 14:13
Track Rating: Soft 5, Weather: Fine, Rail Position: +7m Entire



Section	Overall	1800m	1600m	1400m	1200m	1000m	800m	600m	400m	200m			
Section Times	2:03.59 [1] (0:14.57)	1:49.02 [7] (0:11.93)	1:37.09 [6] (0:12.29)	1:24.80 [6] (0:12.43)	1:12.37 [7] (0:12.29)	1:00.08 [7] (0:12.03)	0:48.05 [7] (0:11.93)	0:36.12 [7] (0:11.86)	0:24.26 [4] (0:12.00)	0:12.26 [2] (0:12.26)			
Average Speed [km/h]	46.9	59.8	58.3	57.8	58.5	59.6	60.2	60.2	59.5	58.7			
Top Speed [km/h]	62.3	61.4	59.3	58.6	59.2	60.3	61.1	60.9	60.0	60.2			
Avg. Dist. to Rail [m]	2.2	1.3	1.0	0.9	0.7	0.8	1.3	1.7	1.6	1.5			
Avg. Stride Freq. [Hz]	2.2	2.3	2.3	2.3	2.3	2.3	2.3	2.4	2.3	2.3			
Avg. Stride Length [m]	5.8	7.2	7.1	7.1	7.1	7.2	7.2	7.1	7.0	7.1			



[] Ranking at each section and finish
- - - - No data available at this section
NA No data available



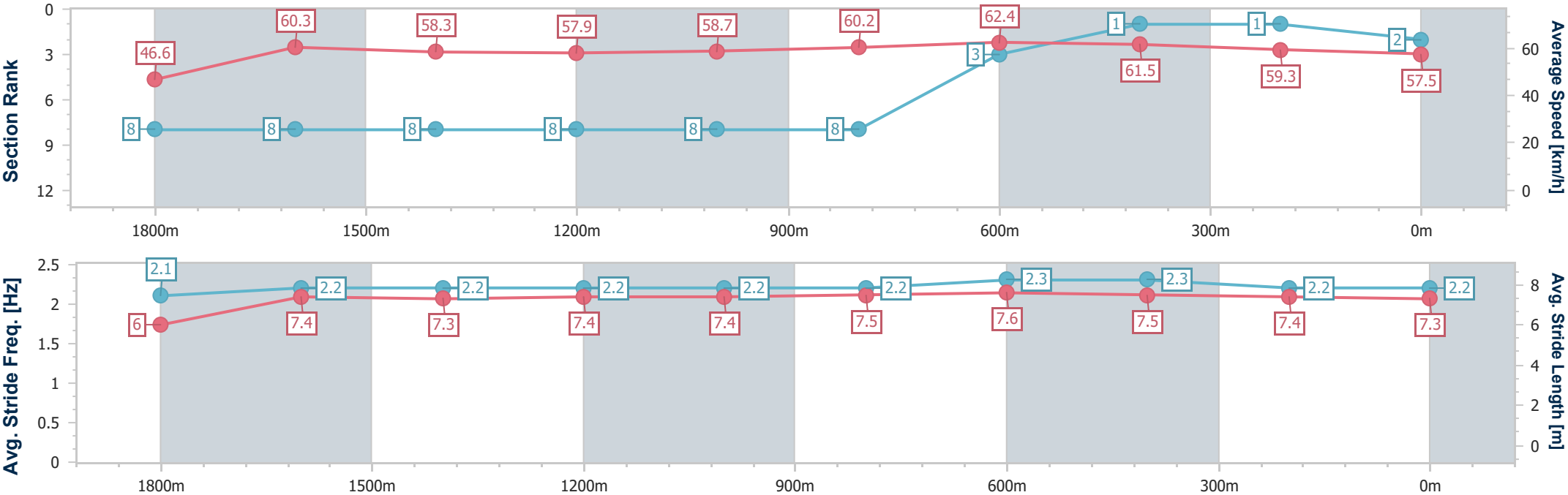
Horse/Jockey Name	Key Component
Final Rank	2
Fastest Section Time (Section)	0:11.62 (800m)
Top Speed [km/h] (Section)	62.9 (800m)
Race State	Finished



IpswichProfessional
Race 2: GREAT NORTHERN RATINGS BAND 0 - 58 Handicap - 1990m
21 January 2026 - 14:13
Track Rating: Soft 5, Weather: Fine, Rail Position: +7m Entire



Section	Overall	1800m	1600m	1400m	1200m	1000m	800m	600m	400m	200m			
Section Times	2:03.65 [2] (0:14.68)	1:48.97 [8] (0:11.96)	1:37.01 [8] (0:12.35)	1:24.66 [8] (0:12.40)	1:12.26 [8] (0:12.27)	0:59.99 [8] (0:11.97)	0:48.02 [8] (0:11.62)	0:36.40 [3] (0:11.71)	0:24.69 [1] (0:12.18)	0:12.51 [1] (0:12.51)			
Average Speed [km/h]	46.6	60.3	58.3	57.9	58.7	60.2	62.4	61.5	59.3	57.5			
Top Speed [km/h]	61.1	61.3	59.2	59.1	60.0	62.0	62.9	62.7	60.8	58.5			
Avg. Dist. to Rail [m]	3.2	0.3	0.3	0.2	0.3	0.8	1.0	0.7	0.8	1.9			
Avg. Stride Freq. [Hz]	2.1	2.2	2.2	2.2	2.2	2.2	2.3	2.3	2.2	2.2			
Avg. Stride Length [m]	6.0	7.4	7.3	7.4	7.4	7.5	7.6	7.5	7.4	7.3			





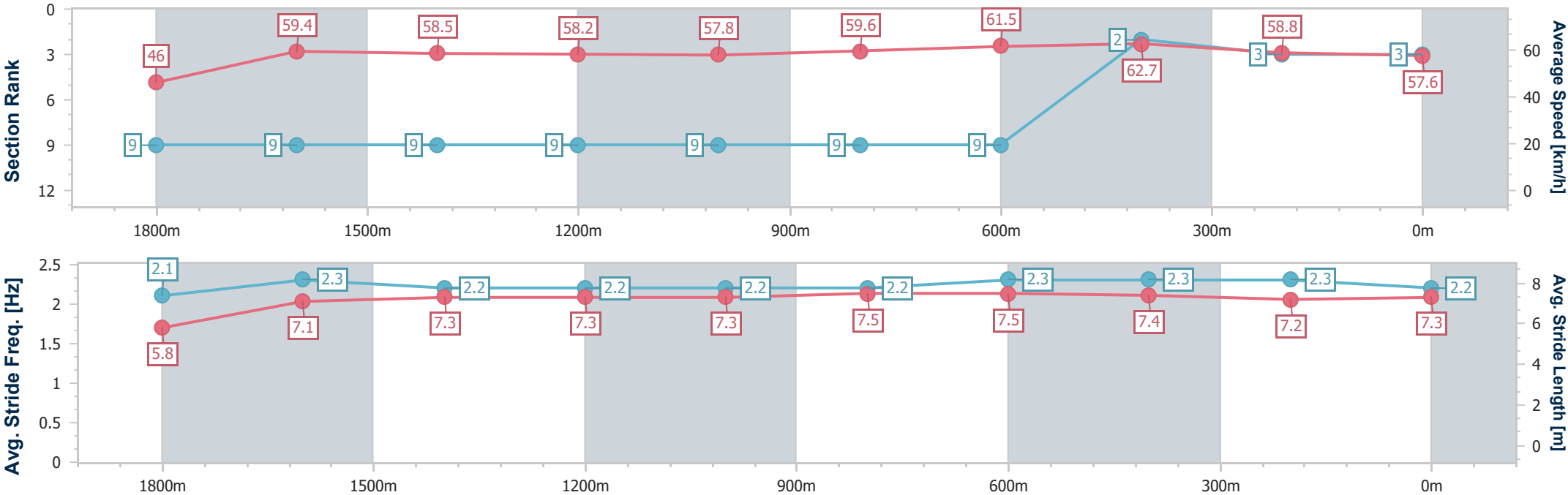
Horse/Jockey Name	Cheers
Final Rank	3
Fastest Section Time (Section)	0:11.57 (600m)
Top Speed [km/h] (Section)	64.3 (600m)
Race State	Finished



IpswichProfessional
Race 2: GREAT NORTHERN RATINGS BAND 0 - 58 Handicap - 1990m
21 January 2026 - 14:13
Track Rating: Soft 5, Weather: Fine, Rail Position: +7m Entire



Section	Overall	1800m	1600m	1400m	1200m	1000m	800m	600m	400m	200m			
Section Times	2:03.94 [3] (0:14.93)	1:49.01 [9] (0:11.91)	1:37.10 [9] (0:12.29)	1:24.81 [9] (0:12.30)	1:12.51 [9] (0:12.40)	1:00.11 [9] (0:12.07)	0:48.04 [9] (0:11.70)	0:36.34 [9] (0:11.57)	0:24.77 [2] (0:12.24)	0:12.53 [3] (0:12.53)			
Average Speed [km/h]	46.0	59.4	58.5	58.2	57.8	59.6	61.5	62.7	58.8	57.6			
Top Speed [km/h]	61.8	61.7	59.1	59.7	59.1	61.0	62.7	64.3	60.9	59.3			
Avg. Dist. to Rail [m]	4.7	1.8	1.3	2.1	0.9	0.8	0.7	1.4	1.3	2.2			
Avg. Stride Freq. [Hz]	2.1	2.3	2.2	2.2	2.2	2.2	2.3	2.3	2.3	2.2			
Avg. Stride Length [m]	5.8	7.1	7.3	7.3	7.3	7.5	7.5	7.4	7.2	7.3			





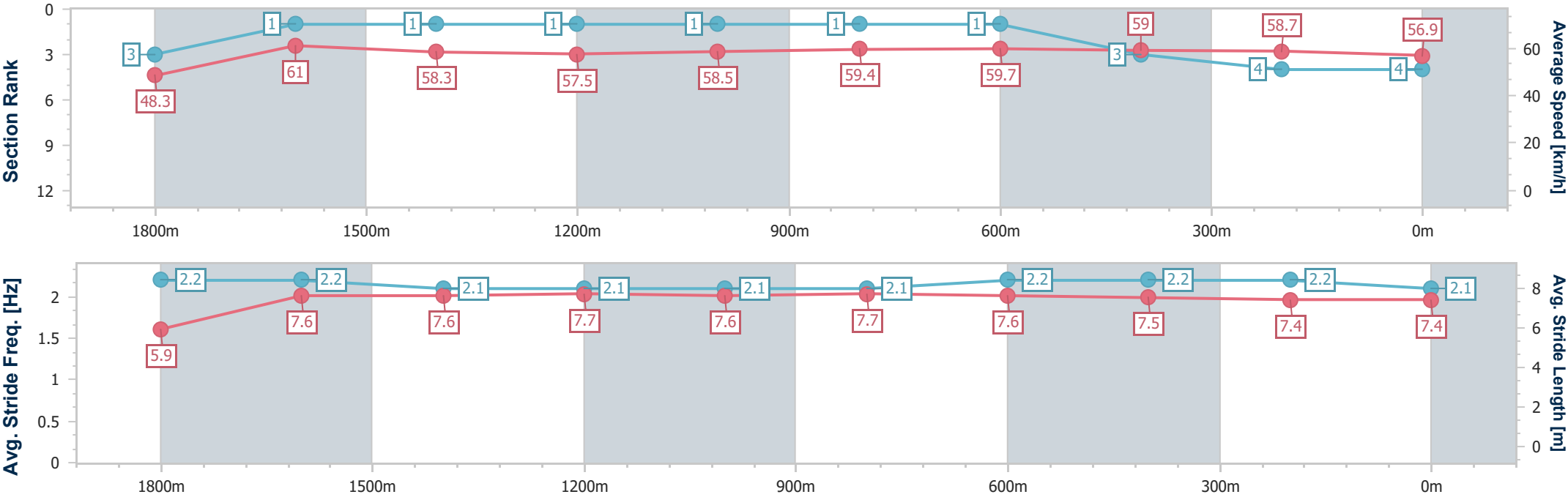
Horse/Jockey Name	Love 'N' Games
Final Rank	4
Fastest Section Time (Section)	0:11.69 (1800m)
Top Speed [km/h] (Section)	63.5 (1800m)
Race State	Finished



IpswichProfessional
Race 2: GREAT NORTHERN RATINGS BAND 0 - 58 Handicap - 1990m
21 January 2026 - 14:13
Track Rating: Soft 5, Weather: Fine, Rail Position: +7m Entire



Section	Overall	1800m	1600m	1400m	1200m	1000m	800m	600m	400m	200m			
Section Times	2:04.08 [4] (0:14.20)	1:49.88 [3] (0:11.69)	1:38.19 [1] (0:12.29)	1:25.90 [1] (0:12.49)	1:13.41 [1] (0:12.32)	1:01.09 [1] (0:12.07)	0:49.02 [1] (0:11.99)	0:37.03 [1] (0:12.14)	0:24.89 [3] (0:12.24)	0:12.65 [4] (0:12.65)			
Average Speed [km/h]	48.3	61.0	58.3	57.5	58.5	59.4	59.7	59.0	58.7	56.9			
Top Speed [km/h]	63.0	63.5	59.3	58.9	59.8	60.3	60.5	59.9	59.2	58.6			
Avg. Dist. to Rail [m]	2.2	1.2	0.4	0.6	0.6	0.6	1.4	0.9	0.6	0.3			
Avg. Stride Freq. [Hz]	2.2	2.2	2.1	2.1	2.1	2.1	2.2	2.2	2.2	2.1			
Avg. Stride Length [m]	5.9	7.6	7.6	7.7	7.6	7.7	7.6	7.5	7.4	7.4			





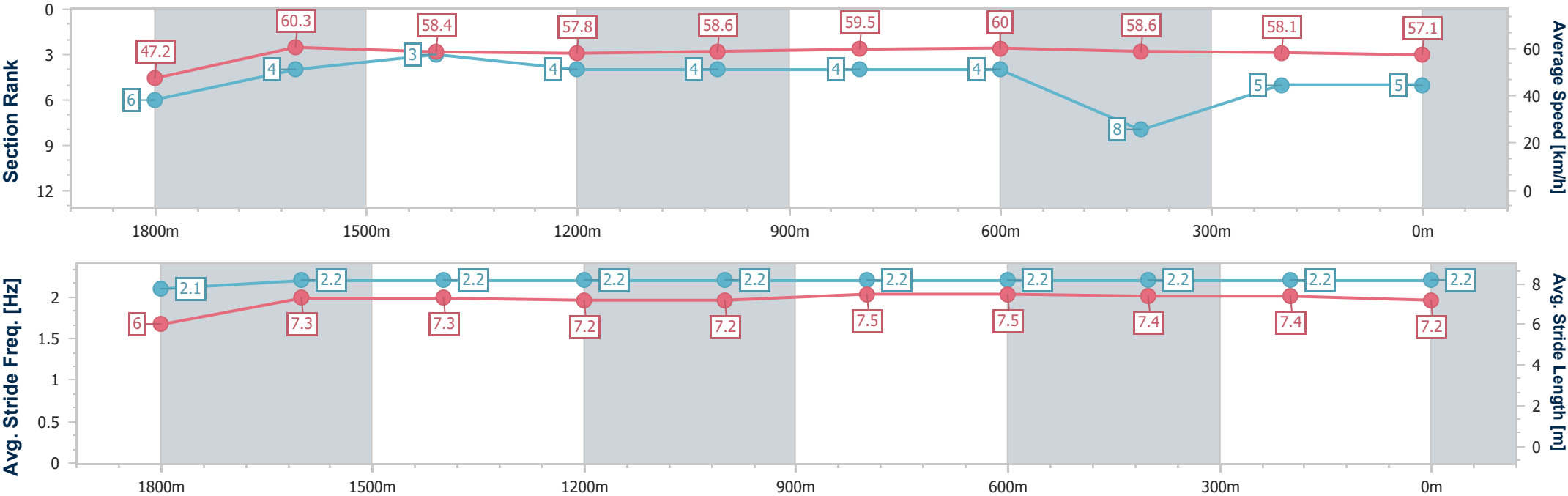
Horse/Jockey Name	Proclaimer
Final Rank	5
Fastest Section Time (Section)	0:11.79 (1800m)
Top Speed [km/h] (Section)	63.2 (Overall)
Race State	Finished



IpswichProfessional
Race 2: GREAT NORTHERN RATINGS BAND 0 - 58 Handicap - 1990m
21 January 2026 - 14:13
Track Rating: Soft 5, Weather: Fine, Rail Position: +7m Entire



Section	Overall	1800m	1600m	1400m	1200m	1000m	800m	600m	400m	200m			
Section Times	2:04.40 [5] (0:14.49)	1:49.91 [6] (0:11.79)	1:38.12 [4] (0:12.31)	1:25.81 [3] (0:12.43)	1:13.38 [4] (0:12.25)	1:01.13 [4] (0:12.09)	0:49.04 [4] (0:11.91)	0:37.13 [4] (0:12.24)	0:24.89 [8] (0:12.31)	0:12.58 [5] (0:12.58)			
Average Speed [km/h]	47.2	60.3	58.4	57.8	58.6	59.5	60.0	58.6	58.1	57.1			
Top Speed [km/h]	63.2	63.1	59.4	58.4	59.8	60.2	60.9	59.2	58.8	58.1			
Avg. Dist. to Rail [m]	1.4	1.6	1.0	0.9	0.7	0.9	1.4	0.9	1.2	0.9			
Avg. Stride Freq. [Hz]	2.1	2.2	2.2	2.2	2.2	2.2	2.2	2.2	2.2	2.2			
Avg. Stride Length [m]	6.0	7.3	7.3	7.2	7.2	7.5	7.5	7.4	7.4	7.2			





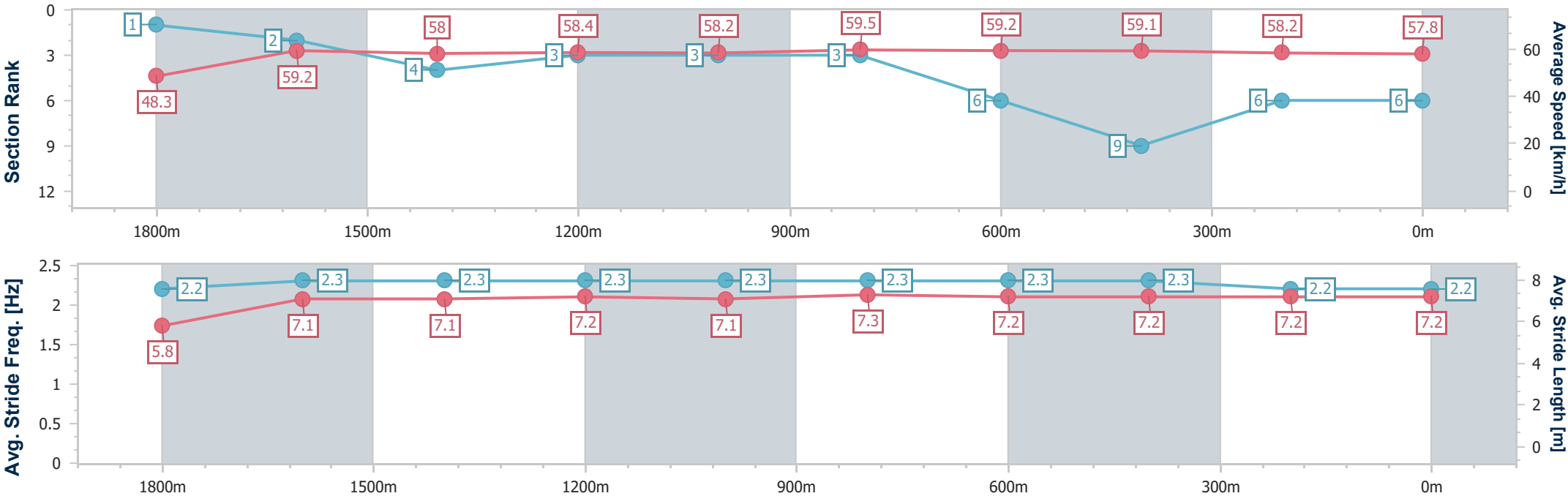
Horse/Jockey Name	Classique Gal
Final Rank	6
Fastest Section Time (Section)	0:12.06 (1800m)
Top Speed [km/h] (Section)	63.0 (Overall)
Race State	Finished



IpswichProfessional
Race 2: GREAT NORTHERN RATINGS BAND 0 - 58 Handicap - 1990m
21 January 2026 - 14:13
Track Rating: Soft 5, Weather: Fine, Rail Position: +7m Entire



Section	Overall	1800m	1600m	1400m	1200m	1000m	800m	600m	400m	200m			
Section Times	2:04.41 [6] (0:14.11)	1:50.30 [1] (0:12.06)	1:38.24 [2] (0:12.44)	1:25.80 [4] (0:12.30)	1:13.50 [3] (0:12.32)	1:01.18 [3] (0:12.12)	0:49.06 [3] (0:12.12)	0:36.94 [6] (0:12.16)	0:24.78 [9] (0:12.30)	0:12.48 [6] (0:12.48)			
Average Speed [km/h]	48.3	59.2	58.0	58.4	58.2	59.5	59.2	59.1	58.2	57.8			
Top Speed [km/h]	63.0	62.0	58.5	58.9	59.2	60.5	60.0	60.4	60.3	59.5			
Avg. Dist. to Rail [m]	1.5	0.8	0.3	0.6	0.4	0.3	1.0	0.3	0.9	1.3			
Avg. Stride Freq. [Hz]	2.2	2.3	2.3	2.3	2.3	2.3	2.3	2.3	2.2	2.2			
Avg. Stride Length [m]	5.8	7.1	7.1	7.2	7.1	7.3	7.2	7.2	7.2	7.2			





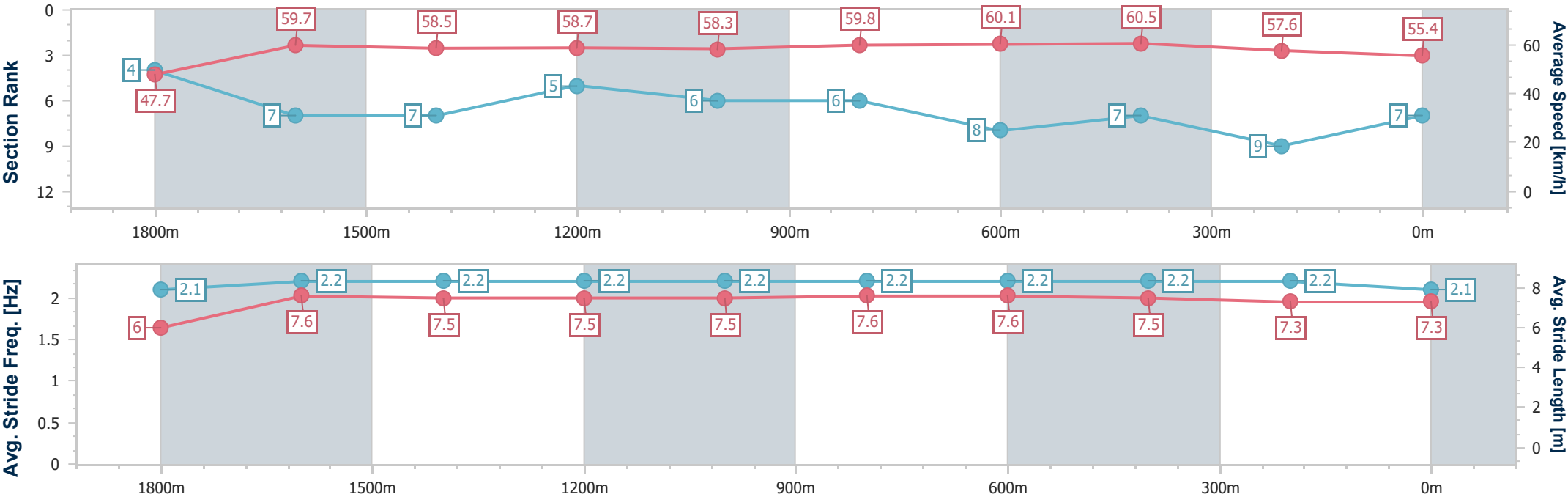
Horse/Jockey Name	Maravich
Final Rank	7
Fastest Section Time (Section)	0:11.96 (600m)
Top Speed [km/h] (Section)	61.8 (1800m)
Race State	Finished



IpswichProfessional
Race 2: GREAT NORTHERN RATINGS BAND 0 - 58 Handicap - 1990m
21 January 2026 - 14:13
Track Rating: Soft 5, Weather: Fine, Rail Position: +7m Entire



Section	Overall	1800m	1600m	1400m	1200m	1000m	800m	600m	400m	200m			
Section Times	2:05.06 [7] (0:14.33)	1:50.73 [4] (0:12.20)	1:38.53 [7] (0:12.31)	1:26.22 [7] (0:12.28)	1:13.94 [5] (0:12.33)	1:01.61 [6] (0:12.06)	0:49.55 [6] (0:11.99)	0:37.56 [8] (0:11.96)	0:25.60 [7] (0:12.60)	0:13.00 [9] (0:13.00)			
Average Speed [km/h]	47.7	59.7	58.5	58.7	58.3	59.8	60.1	60.5	57.6	55.4			
Top Speed [km/h]	61.1	61.8	60.5	59.9	59.4	60.2	61.8	61.7	58.3	56.5			
Avg. Dist. to Rail [m]	5.0	1.1	0.8	0.3	0.2	0.2	0.2	1.6	2.6	3.8			
Avg. Stride Freq. [Hz]	2.1	2.2	2.2	2.2	2.2	2.2	2.2	2.2	2.2	2.1			
Avg. Stride Length [m]	6.0	7.6	7.5	7.5	7.5	7.6	7.6	7.5	7.3	7.3			





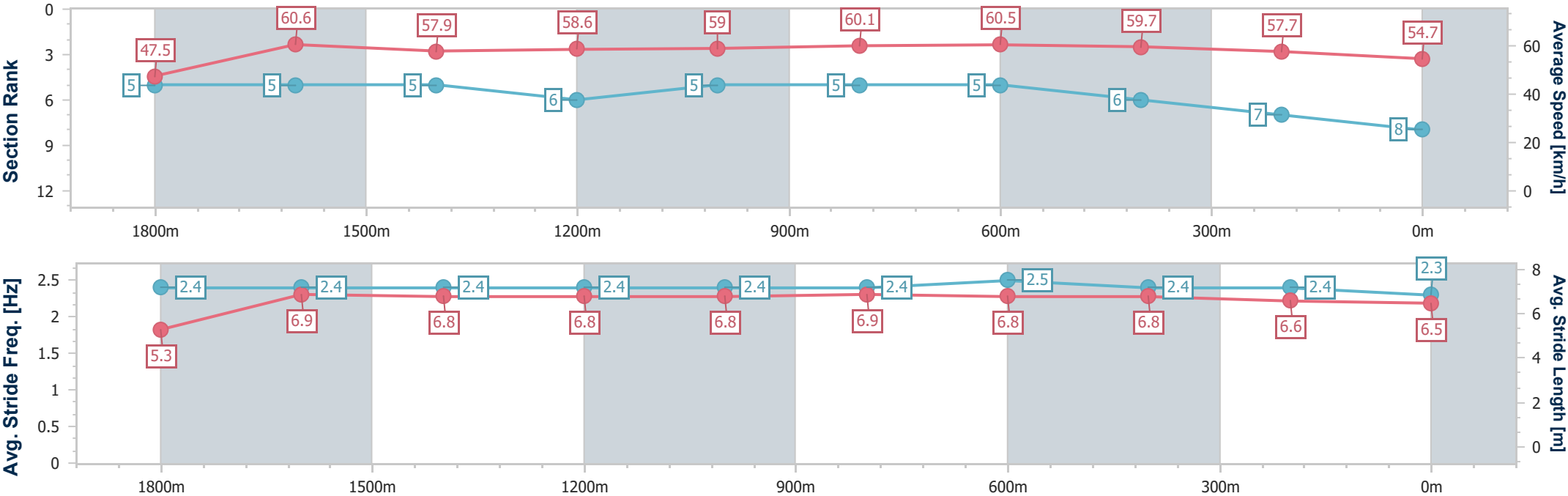
Horse/Jockey Name	Bokuden
Final Rank	8
Fastest Section Time (Section)	0:11.94 (1800m)
Top Speed [km/h] (Section)	62.6 (1800m)
Race State	Finished



IpswichProfessional
Race 2: GREAT NORTHERN RATINGS BAND 0 - 58 Handicap - 1990m
21 January 2026 - 14:13
Track Rating: Soft 5, Weather: Fine, Rail Position: +7m Entire



Section	Overall	1800m	1600m	1400m	1200m	1000m	800m	600m	400m	200m			
Section Times	2:05.08 [8] (0:14.41)	1:50.67 [5] (0:11.94)	1:38.73 [5] (0:12.42)	1:26.31 [5] (0:12.38)	1:13.93 [6] (0:12.25)	1:01.68 [5] (0:11.98)	0:49.70 [5] (0:11.94)	0:37.76 [5] (0:12.09)	0:25.67 [6] (0:12.54)	0:13.13 [7] (0:13.13)			
Average Speed [km/h]	47.5	60.6	57.9	58.6	59.0	60.1	60.5	59.7	57.7	54.7			
Top Speed [km/h]	62.3	62.6	59.7	59.2	59.7	61.3	61.3	61.1	58.5	57.0			
Avg. Dist. to Rail [m]	2.0	1.0	2.0	1.2	1.0	1.0	0.4	0.7	1.5	2.8			
Avg. Stride Freq. [Hz]	2.4	2.4	2.4	2.4	2.4	2.4	2.5	2.4	2.4	2.3			
Avg. Stride Length [m]	5.3	6.9	6.8	6.8	6.8	6.9	6.8	6.8	6.6	6.5			





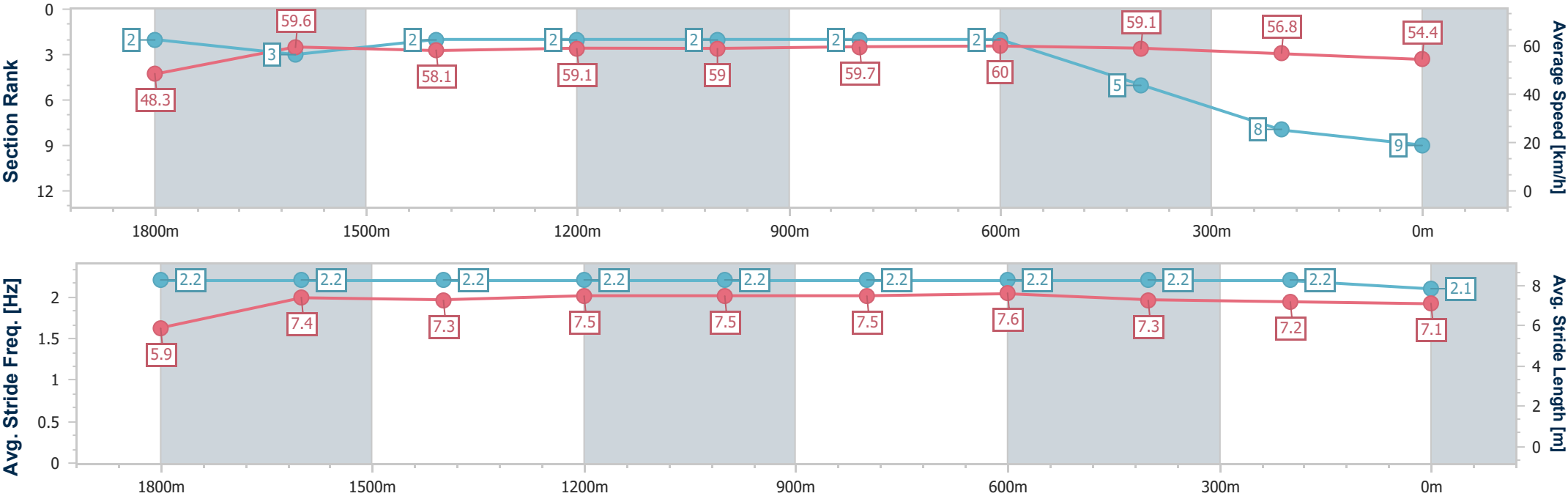
Horse/Jockey Name	Glenray's Mate
Final Rank	9
Fastest Section Time (Section)	0:12.02 (800m)
Top Speed [km/h] (Section)	62.6 (Overall)
Race State	Finished



IpswichProfessional
Race 2: GREAT NORTHERN RATINGS BAND 0 - 58 Handicap - 1990m
21 January 2026 - 14:13
Track Rating: Soft 5, Weather: Fine, Rail Position: +7m Entire



Section	Overall	1800m	1600m	1400m	1200m	1000m	800m	600m	400m	200m			
Section Times	2:05.24 [9] (0:14.15)	1:51.09 [2] (0:12.05)	1:39.04 [3] (0:12.38)	1:26.66 [2] (0:12.25)	1:14.41 [2] (0:12.28)	1:02.13 [2] (0:12.06)	0:50.07 [2] (0:12.02)	0:38.05 [2] (0:12.16)	0:25.89 [5] (0:12.67)	0:13.22 [8] (0:13.22)			
Average Speed [km/h]	48.3	59.6	58.1	59.1	59.0	59.7	60.0	59.1	56.8	54.4			
Top Speed [km/h]	62.6	62.3	58.9	59.5	59.8	60.8	60.4	60.9	57.8	56.5			
Avg. Dist. to Rail [m]	1.2	0.6	1.2	1.2	1.0	0.7	0.3	0.1	0.5	1.7			
Avg. Stride Freq. [Hz]	2.2	2.2	2.2	2.2	2.2	2.2	2.2	2.2	2.2	2.1			
Avg. Stride Length [m]	5.9	7.4	7.3	7.5	7.5	7.5	7.6	7.3	7.2	7.1			





IpswichProfessional

Race 3: RAY WHITE IPSWICH BENCHMARK 65 Handicap - 2190m

21 January 2026 - 14:48



Track Rating: Soft 5, Weather: Fine, Rail Position: +7m Entire

Section						Overall	2000m	1800m	1600m	1400m	1200m	1000m	Last 600m	
Field Times						2:16.03 (0:13.55)	2:02.48 (0:12.00)	1:50.48 (0:12.26)	1:38.22 (0:13.21)	1:25.01 (0:13.42)	1:11.59 (0:12.96)	0:58.63 (0:11.65)	0:35.34	
Rank	TAB	Horse/Jockey	Barrier	Top Speed [km/h]	Fastest Section									Distance Travelled [m]
1	7	LOVEY DOVEY	4	63.9	0:11.42	2:16.03 [1]	2:01.89 [4]	1:49.91 [4]	1:37.49 [4]	1:24.47 [4]	1:11.05 [4]	0:58.02 [5]	0:34.65	
		Andrew Mallyon		200m	400m	(0:14.14)	(0:11.98)	(0:12.42)	(0:13.02)	(0:13.42)	(0:13.03)	(0:11.91)		
2	2	RING BEARER	1	63.0	0:11.51	2:16.28 [2]	2:02.45 [3]	1:50.36 [3]	1:37.99 [3]	1:24.95 [3]	1:11.55 [3]	0:58.50 [3]	0:35.10	-4
		Olivia Webb		600m	800m	(0:13.83)	(0:12.09)	(0:12.37)	(0:13.04)	(0:13.40)	(0:13.05)	(0:11.89)		
3	1	LENAPE VIBE	6	63.4	0:11.43	2:16.29 [3]	2:01.76 [7]	1:49.62 [7]	1:37.23 [7]	1:24.30 [7]	1:10.88 [7]	0:57.92 [7]	0:34.72	-7
		Jasper Franklin		800m	800m	(0:14.53)	(0:12.14)	(0:12.39)	(0:12.93)	(0:13.42)	(0:12.96)	(0:11.77)		
4	3	DEMARCAV	5	62.4	0:11.62	2:16.32 [4]	2:02.52 [2]	1:50.58 [2]	1:38.23 [2]	1:25.01 [2]	1:11.64 [2]	0:58.92 [1]	0:35.63	-8
		Les Tilley		1000m	600m	(0:13.80)	(0:11.94)	(0:12.35)	(0:13.22)	(0:13.37)	(0:12.72)	(0:11.65)		
5	6	ABOVEFORTY	2	62.8	0:11.55	2:16.82 [5]	2:02.65 [5]	1:50.50 [5]	1:38.16 [5]	1:25.20 [5]	1:11.77 [5]	0:58.91 [4]	0:35.55	-8
		Ben Thompson		800m	800m	(0:14.17)	(0:12.15)	(0:12.34)	(0:12.96)	(0:13.43)	(0:12.86)	(0:11.81)		
6	4	FLYING BAT	3	64.0	0:11.57	2:17.00 [6]	2:03.45 [1]	1:51.45 [1]	1:39.19 [1]	1:25.98 [1]	1:12.56 [1]	0:59.60 [2]	0:35.98	-10
		Jett Newman		1000m	600m	(0:13.55)	(0:12.00)	(0:12.26)	(0:13.21)	(0:13.42)	(0:12.96)	(0:11.91)		
7	10	AUTUMNGIRL	7	64.2	0:11.41	2:18.18 [7]	2:03.77 [6]	1:51.72 [6]	1:39.40 [6]	1:26.32 [6]	1:12.79 [6]	0:59.81 [6]	0:36.48	-2
		Michael Rodd		600m	800m	(0:14.41)	(0:12.05)	(0:12.32)	(0:13.08)	(0:13.53)	(0:12.98)	(0:11.92)		
8	8	STYNSY	8	62.9	0:11.50	2:18.43 [8]	2:03.61 [8]	1:51.39 [8]	1:38.95 [8]	1:26.10 [8]	1:12.70 [8]	0:59.68 [8]	0:36.34	-7
		Daniel Moor		600m	800m	(0:14.82)	(0:12.22)	(0:12.44)	(0:12.85)	(0:13.40)	(0:13.02)	(0:11.84)		

Scratched: Will It Snow (#9), Autunno (#11), Maurita (#12), Okesutora (#5)

Track Rating: Soft 5, Weather: Fine, Rail Position: +7m Entire

Section		800m		600m		400m		200m		Last 600m	
Field Times		0:46.98 (0:11.64)		0:35.34 (0:11.62)		0:23.72 (0:11.85)		0:11.87 (0:11.87)		0:35.34	
Rank	TAB	Horse/Jockey	Barrier	Top Speed [km/h]	Fastest Section					Margin	Distance Travelled [m]
1	7	LOVEY DOVEY	4	63.9	0:11.42	0:46.11 [5]	0:34.65 [5]	0:23.14 [5]	0:11.72 [2]	2:16.03	0:34.65
		Andrew Mallyon		200m	400m	(0:11.46)	(0:11.51)	(0:11.42)	(0:11.72)		
2	2	RING BEARER	1	63.0	0:11.51	0:46.61 [3]	0:35.10 [3]	0:23.58 [3]	0:11.92 [4]	1.44L	0:35.10 -4
		Olivia Webb		600m	800m	(0:11.51)	(0:11.52)	(0:11.66)	(0:11.92)		
3	1	LENAPE VIBE	6	63.4	0:11.43	0:46.15 [6]	0:34.72 [6]	0:23.19 [6]	0:11.68 [5]	1.49L	0:34.72 -7
		Jasper Franklin		800m	800m	(0:11.43)	(0:11.53)	(0:11.51)	(0:11.68)		
4	3	DEMARCAV	5	62.4	0:11.62	0:47.27 [1]	0:35.63 [1]	0:24.01 [1]	0:12.16 [1]	1.72L	0:35.63 -8
		Les Tilley		1000m	600m	(0:11.64)	(0:11.62)	(0:11.85)	(0:12.16)		
5	6	ABOVEFORTY	2	62.8	0:11.55	0:47.10 [4]	0:35.55 [4]	0:23.99 [4]	0:12.16 [6]	4.63L	0:35.55 -8
		Ben Thompson		800m	800m	(0:11.55)	(0:11.56)	(0:11.83)	(0:12.16)		
6	4	FLYING BAT	3	64.0	0:11.57	0:47.69 [2]	0:35.98 [2]	0:24.41 [2]	0:12.66 [3]	5.66L	0:35.98 -10
		Jett Newman		1000m	600m	(0:11.71)	(0:11.57)	(0:11.75)	(0:12.66)		
7	10	AUTUMNGIRL	7	64.2	0:11.41	0:47.89 [7]	0:36.48 [7]	0:25.02 [7]	0:12.94 [7]	12.61L	0:36.48 -2
		Michael Rodd		600m	800m	(0:11.41)	(0:11.46)	(0:12.08)	(0:12.94)		
8	8	STYNSY	8	62.9	0:11.50	0:47.84 [8]	0:36.34 [8]	0:24.79 [8]	0:12.78 [8]	14.13L	0:36.34 -7
		Daniel Moor		600m	800m	(0:11.50)	(0:11.55)	(0:12.01)	(0:12.78)		

Scratched: Will It Snow (#9), Autunno (#11), Maurita (#12), Okesutora (#5)



Horse/Jockey Name	Lovey Dovey
Final Rank	1
Fastest Section Time (Section)	0:11.42 (400m)
Top Speed [km/h] (Section)	63.9 (200m)
Race State	Finished



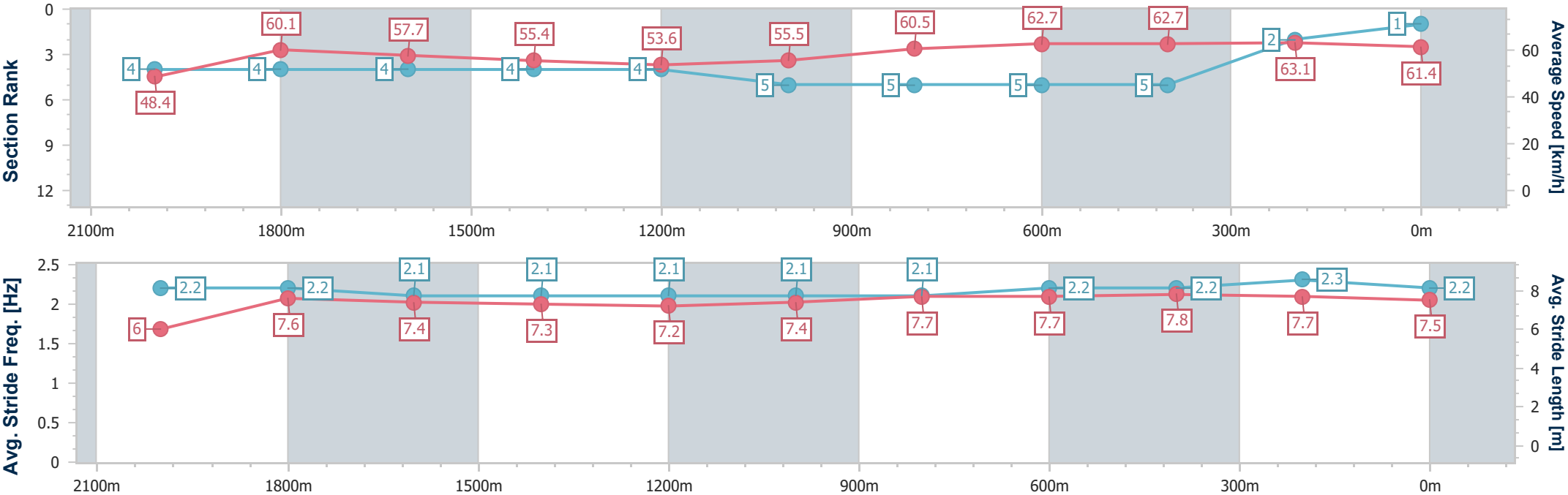
IpswichProfessional
Race 3: RAY WHITE IPSWICH BENCHMARK 65 Handicap -
2190m



21 January 2026 - 14:48

Track Rating: Soft 5, Weather: Fine, Rail Position: +7m Entire

Section	Overall	2000m	1800m	1600m	1400m	1200m	1000m	800m	600m	400m	200m		
Section Times	2:16.03 [1] (0:14.14)	2:01.89 [4] (0:11.98)	1:49.91 [4] (0:12.42)	1:37.49 [4] (0:13.02)	1:24.47 [4] (0:13.42)	1:11.05 [4] (0:13.03)	0:58.02 [5] (0:11.91)	0:46.11 [5] (0:11.46)	0:34.65 [5] (0:11.51)	0:23.14 [5] (0:11.42)	0:11.72 [2] (0:11.72)		
Average Speed [km/h]	48.4	60.1	57.7	55.4	53.6	55.5	60.5	62.7	62.7	63.1	61.4		
Top Speed [km/h]	60.1	61.8	59.0	56.9	55.0	59.2	61.9	63.2	63.2	63.8	63.9		
Avg. Dist. to Rail [m]	2.0	0.6	0.7	0.2	0.2	0.5	0.5	0.2	0.2	1.5	2.7		
Avg. Stride Freq. [Hz]	2.2	2.2	2.1	2.1	2.1	2.1	2.1	2.2	2.2	2.3	2.2		
Avg. Stride Length [m]	6.0	7.6	7.4	7.3	7.2	7.4	7.7	7.7	7.8	7.7	7.5		





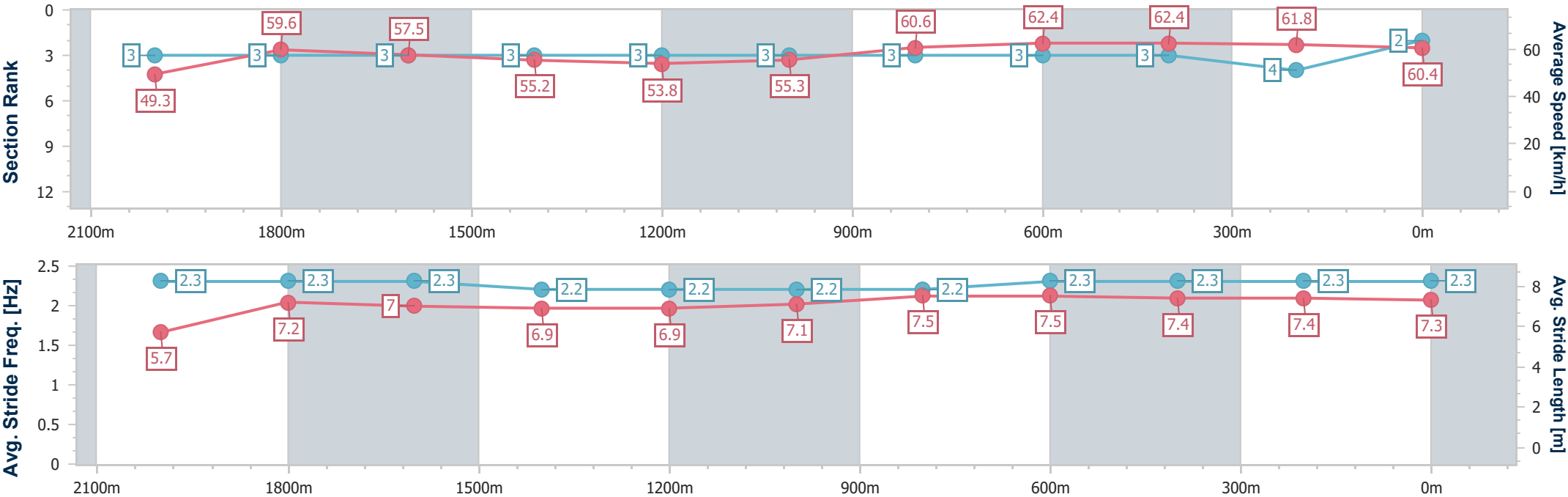
Horse/Jockey Name	Ring Bearer
Final Rank	2
Fastest Section Time (Section)	0:11.51 (800m)
Top Speed [km/h] (Section)	63.0 (600m)
Race State	Finished



IpswichProfessional
Race 3: RAY WHITE IPSWICH BENCHMARK 65 Handicap -
2190m
21 January 2026 - 14:48
Track Rating: Soft 5, Weather: Fine, Rail Position: +7m Entire



Section	Overall	2000m	1800m	1600m	1400m	1200m	1000m	800m	600m	400m	200m		
Section Times	2:16.28 [2] (0:13.83)	2:02.45 [3] (0:12.09)	1:50.36 [3] (0:12.37)	1:37.99 [3] (0:13.04)	1:24.95 [3] (0:13.40)	1:11.55 [3] (0:13.05)	0:58.50 [3] (0:11.89)	0:46.61 [3] (0:11.51)	0:35.10 [3] (0:11.52)	0:23.58 [3] (0:11.66)	0:11.92 [4] (0:11.92)		
Average Speed [km/h]	49.3	59.6	57.5	55.2	53.8	55.3	60.6	62.4	62.4	61.8	60.4		
Top Speed [km/h]	62.5	61.7	58.5	56.6	54.8	59.0	61.9	62.7	63.0	61.9	61.7		
Avg. Dist. to Rail [m]	0.9	1.8	1.3	0.3	0.1	0.5	0.3	0.4	0.4	0.8	2.1		
Avg. Stride Freq. [Hz]	2.3	2.3	2.3	2.2	2.2	2.2	2.2	2.3	2.3	2.3	2.3		
Avg. Stride Length [m]	5.7	7.2	7.0	6.9	6.9	7.1	7.5	7.5	7.4	7.4	7.3		





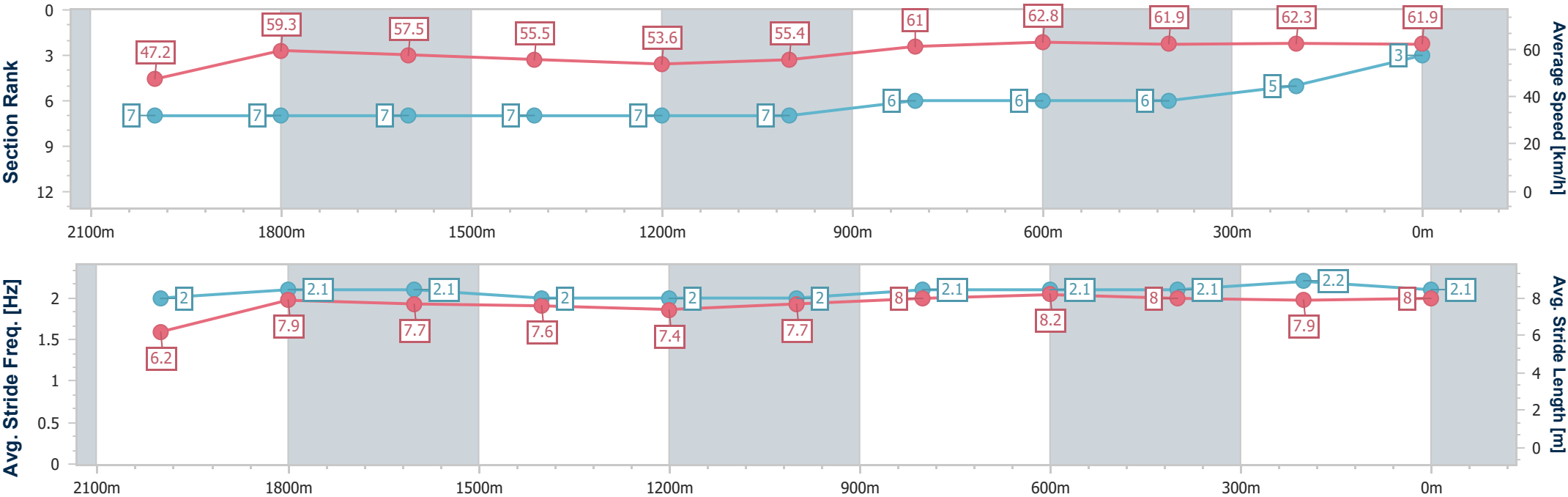
Horse/Jockey Name	Lenape Vibe
Final Rank	3
Fastest Section Time (Section)	0:11.43 (800m)
Top Speed [km/h] (Section)	63.4 (800m)
Race State	Finished



IpswichProfessional
Race 3: RAY WHITE IPSWICH BENCHMARK 65 Handicap -
2190m
21 January 2026 - 14:48
Track Rating: Soft 5, Weather: Fine, Rail Position: +7m Entire



Section	Overall	2000m	1800m	1600m	1400m	1200m	1000m	800m	600m	400m	200m		
Section Times	2:16.29 [3] (0:14.53)	2:01.76 [7] (0:12.14)	1:49.62 [7] (0:12.39)	1:37.23 [7] (0:12.93)	1:24.30 [7] (0:13.42)	1:10.88 [7] (0:12.96)	0:57.92 [7] (0:11.77)	0:46.15 [6] (0:11.43)	0:34.72 [6] (0:11.53)	0:23.19 [6] (0:11.51)	0:11.68 [5] (0:11.68)		
Average Speed [km/h]	47.2	59.3	57.5	55.5	53.6	55.4	61.0	62.8	61.9	62.3	61.9		
Top Speed [km/h]	59.3	61.6	57.9	56.7	55.2	59.4	62.2	63.4	63.0	62.6	62.9		
Avg. Dist. to Rail [m]	3.2	1.9	1.5	0.9	0.7	0.5	0.7	1.2	1.2	1.3	3.8		
Avg. Stride Freq. [Hz]	2.0	2.1	2.1	2.0	2.0	2.0	2.1	2.1	2.1	2.2	2.1		
Avg. Stride Length [m]	6.2	7.9	7.7	7.6	7.4	7.7	8.0	8.2	8.0	7.9	8.0		





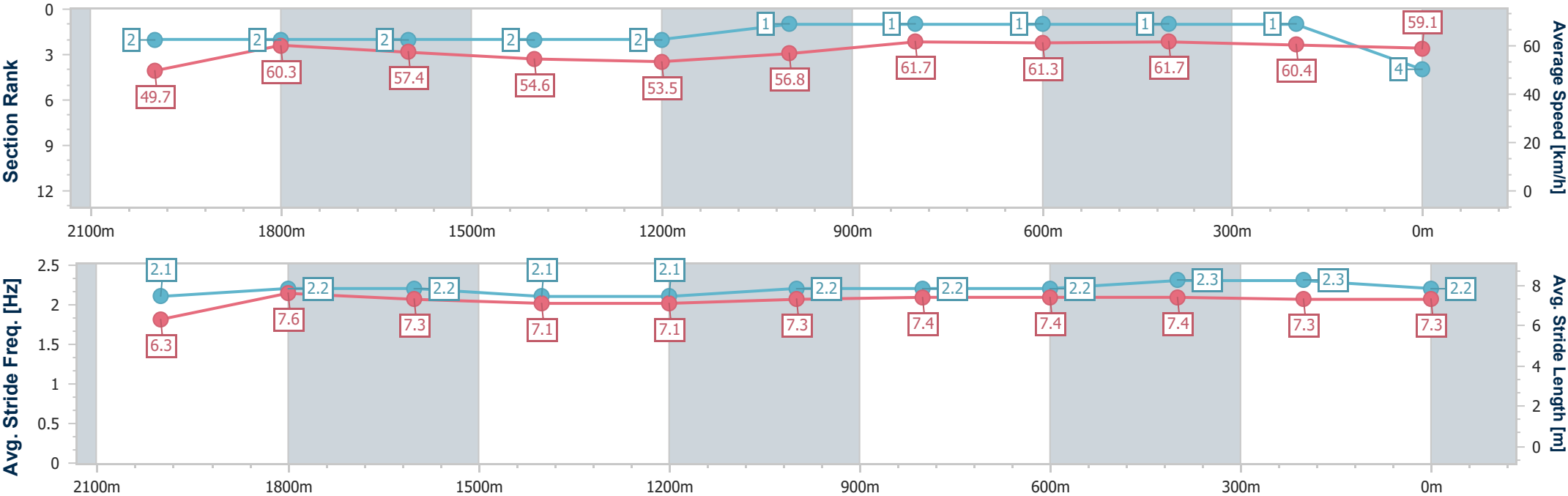
Horse/Jockey Name	Demarcay
Final Rank	4
Fastest Section Time (Section)	0:11.62 (600m)
Top Speed [km/h] (Section)	62.4 (1000m)
Race State	Finished



IpswichProfessional
Race 3: RAY WHITE IPSWICH BENCHMARK 65 Handicap - 2190m
21 January 2026 - 14:48
Track Rating: Soft 5, Weather: Fine, Rail Position: +7m Entire



Section	Overall	2000m	1800m	1600m	1400m	1200m	1000m	800m	600m	400m	200m		
Section Times	2:16.32 [4] (0:13.80)	2:02.52 [2] (0:11.94)	1:50.58 [2] (0:12.35)	1:38.23 [2] (0:13.22)	1:25.01 [2] (0:13.37)	1:11.64 [2] (0:12.72)	0:58.92 [1] (0:11.65)	0:47.27 [1] (0:11.64)	0:35.63 [1] (0:11.62)	0:24.01 [1] (0:11.85)	0:12.16 [1] (0:12.16)		
Average Speed [km/h]	49.7	60.3	57.4	54.6	53.5	56.8	61.7	61.3	61.7	60.4	59.1		
Top Speed [km/h]	62.0	62.1	59.4	55.5	54.6	60.2	62.4	61.8	61.9	61.4	60.5		
Avg. Dist. to Rail [m]	2.8	0.9	1.3	1.2	0.9	0.2	0.8	1.4	1.7	1.5	0.5		
Avg. Stride Freq. [Hz]	2.1	2.2	2.2	2.1	2.1	2.2	2.2	2.2	2.3	2.3	2.2		
Avg. Stride Length [m]	6.3	7.6	7.3	7.1	7.1	7.3	7.4	7.4	7.4	7.3	7.3		





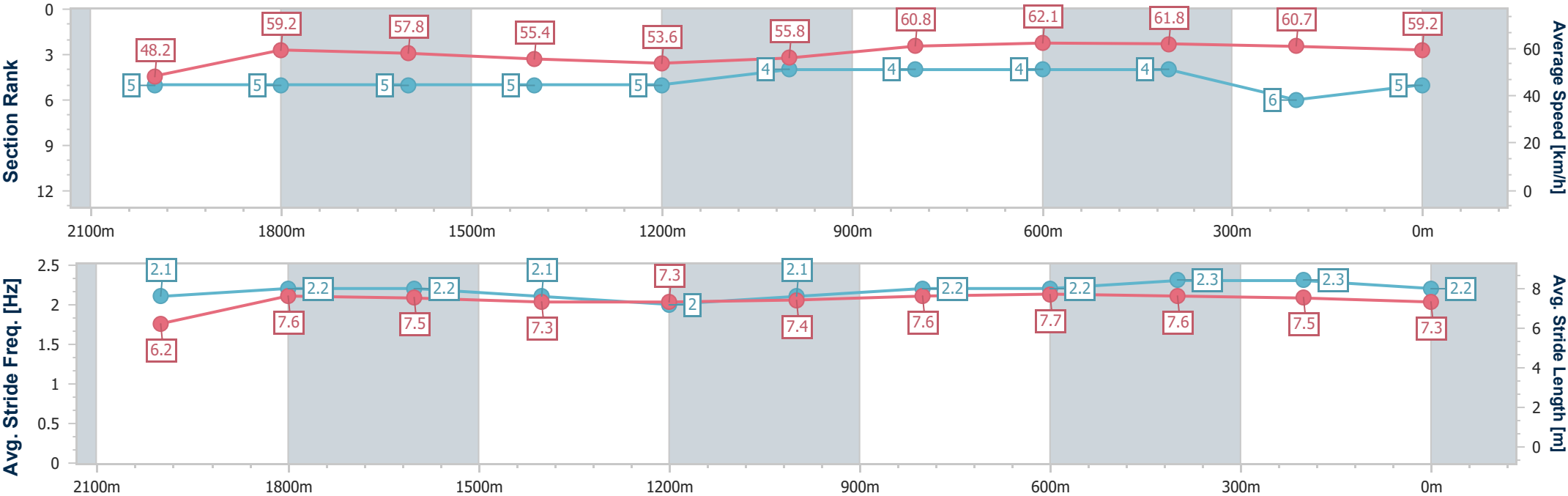
Horse/Jockey Name	Aboveforty
Final Rank	5
Fastest Section Time (Section)	0:11.55 (800m)
Top Speed [km/h] (Section)	62.8 (800m)
Race State	Finished



IpswichProfessional
Race 3: RAY WHITE IPSWICH BENCHMARK 65 Handicap - 2190m
21 January 2026 - 14:48
Track Rating: Soft 5, Weather: Fine, Rail Position: +7m Entire



Section	Overall	2000m	1800m	1600m	1400m	1200m	1000m	800m	600m	400m	200m		
Section Times	2:16.82 [5] (0:14.17)	2:02.65 [5] (0:12.15)	1:50.50 [5] (0:12.34)	1:38.16 [5] (0:12.96)	1:25.20 [5] (0:13.43)	1:11.77 [5] (0:12.86)	0:58.91 [4] (0:11.81)	0:47.10 [4] (0:11.55)	0:35.55 [4] (0:11.56)	0:23.99 [4] (0:11.83)	0:12.16 [6] (0:12.16)		
Average Speed [km/h]	48.2	59.2	57.8	55.4	53.6	55.8	60.8	62.1	61.8	60.7	59.2		
Top Speed [km/h]	59.8	61.0	58.5	57.1	54.8	59.9	61.8	62.8	62.3	61.6	60.7		
Avg. Dist. to Rail [m]	1.1	1.7	1.4	0.8	0.6	0.5	0.7	1.1	1.4	1.2	0.3		
Avg. Stride Freq. [Hz]	2.1	2.2	2.2	2.1	2.0	2.1	2.2	2.2	2.3	2.3	2.2		
Avg. Stride Length [m]	6.2	7.6	7.5	7.3	7.3	7.4	7.6	7.7	7.6	7.5	7.3		





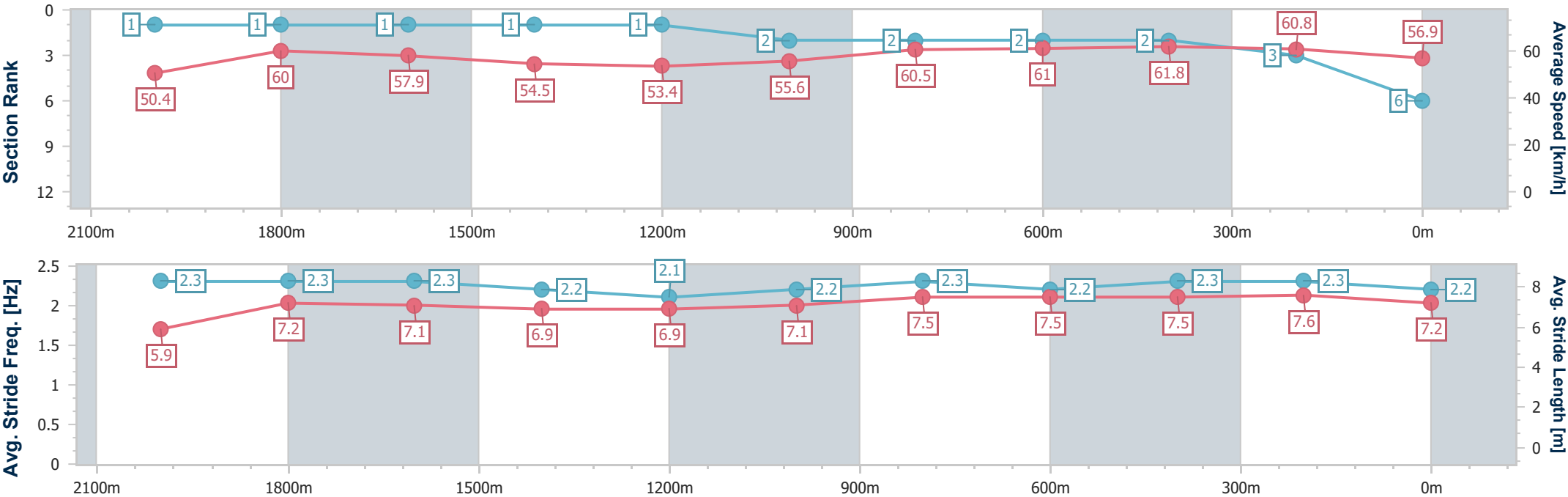
Horse/Jockey Name	Flying Bat
Final Rank	6
Fastest Section Time (Section)	0:11.57 (600m)
Top Speed [km/h] (Section)	64.0 (1000m)
Race State	Finished



IpswichProfessional
Race 3: RAY WHITE IPSWICH BENCHMARK 65 Handicap -
2190m
21 January 2026 - 14:48
Track Rating: Soft 5, Weather: Fine, Rail Position: +7m Entire



Section	Overall	2000m	1800m	1600m	1400m	1200m	1000m	800m	600m	400m	200m		
Section Times	2:17.00 [6] (0:13.55)	2:03.45 [1] (0:12.00)	1:51.45 [1] (0:12.26)	1:39.19 [1] (0:13.21)	1:25.98 [1] (0:13.42)	1:12.56 [1] (0:12.96)	0:59.60 [2] (0:11.91)	0:47.69 [2] (0:11.71)	0:35.98 [2] (0:11.57)	0:24.41 [2] (0:11.75)	0:12.66 [3] (0:12.66)		
Average Speed [km/h]	50.4	60.0	57.9	54.5	53.4	55.6	60.5	61.0	61.8	60.8	56.9		
Top Speed [km/h]	62.1	61.1	59.8	55.9	54.1	58.8	64.0	62.1	62.2	62.4	59.3		
Avg. Dist. to Rail [m]	1.7	1.9	1.6	0.8	0.6	0.5	0.6	1.2	1.5	1.2	1.2		
Avg. Stride Freq. [Hz]	2.3	2.3	2.3	2.2	2.1	2.2	2.3	2.2	2.3	2.3	2.2		
Avg. Stride Length [m]	5.9	7.2	7.1	6.9	6.9	7.1	7.5	7.5	7.5	7.6	7.2		





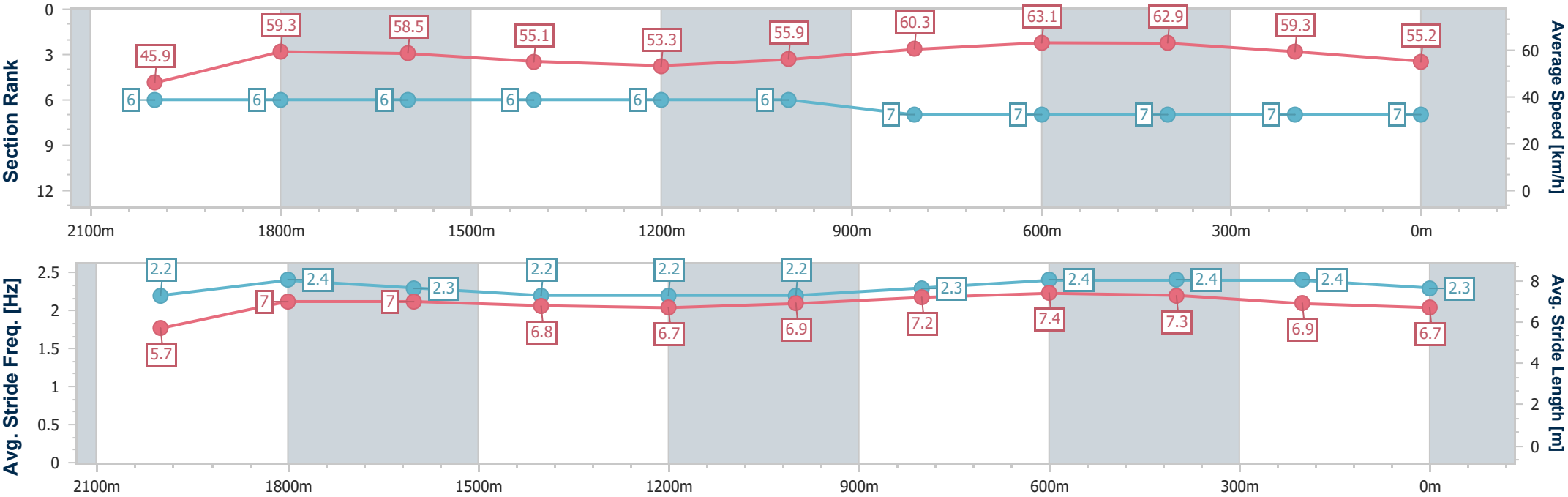
Horse/Jockey Name	Autumngirl
Final Rank	7
Fastest Section Time (Section)	0:11.41 (800m)
Top Speed [km/h] (Section)	64.2 (600m)
Race State	Finished



IpswichProfessional
Race 3: RAY WHITE IPSWICH BENCHMARK 65 Handicap - 2190m
21 January 2026 - 14:48
Track Rating: Soft 5, Weather: Fine, Rail Position: +7m Entire



Section	Overall	2000m	1800m	1600m	1400m	1200m	1000m	800m	600m	400m	200m		
Section Times	2:18.18 [7] (0:14.41)	2:03.77 [6] (0:12.05)	1:51.72 [6] (0:12.32)	1:39.40 [6] (0:13.08)	1:26.32 [6] (0:13.53)	1:12.79 [6] (0:12.98)	0:59.81 [6] (0:11.92)	0:47.89 [7] (0:11.41)	0:36.48 [7] (0:11.46)	0:25.02 [7] (0:12.08)	0:12.94 [7] (0:12.94)		
Average Speed [km/h]	45.9	59.3	58.5	55.1	53.3	55.9	60.3	63.1	62.9	59.3	55.2		
Top Speed [km/h]	55.6	61.1	60.2	59.3	55.5	56.3	61.2	63.9	64.2	63.2	59.9		
Avg. Dist. to Rail [m]	3.5	0.6	0.4	0.3	0.5	0.6	0.3	0.5	0.5	1.0	1.3		
Avg. Stride Freq. [Hz]	2.2	2.4	2.3	2.2	2.2	2.2	2.3	2.4	2.4	2.4	2.3		
Avg. Stride Length [m]	5.7	7.0	7.0	6.8	6.7	6.9	7.2	7.4	7.3	6.9	6.7		





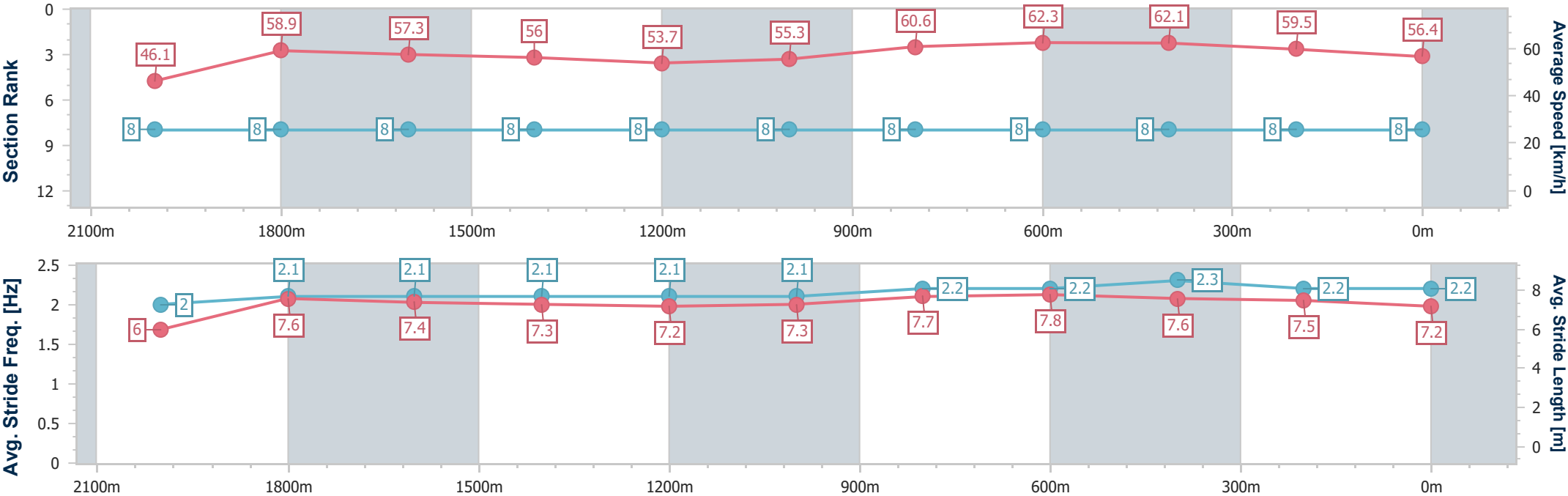
Horse/Jockey Name	Stynsy
Final Rank	8
Fastest Section Time (Section)	0:11.50 (800m)
Top Speed [km/h] (Section)	62.9 (600m)
Race State	Finished



IpswichProfessional
Race 3: RAY WHITE IPSWICH BENCHMARK 65 Handicap - 2190m
21 January 2026 - 14:48
Track Rating: Soft 5, Weather: Fine, Rail Position: +7m Entire



Section	Overall	2000m	1800m	1600m	1400m	1200m	1000m	800m	600m	400m	200m		
Section Times	2:18.43 [8] (0:14.82)	2:03.61 [8] (0:12.22)	1:51.39 [8] (0:12.44)	1:38.95 [8] (0:12.85)	1:26.10 [8] (0:13.40)	1:12.70 [8] (0:13.02)	0:59.68 [8] (0:11.84)	0:47.84 [8] (0:11.50)	0:36.34 [8] (0:11.55)	0:24.79 [8] (0:12.01)	0:12.78 [8] (0:12.78)		
Average Speed [km/h]	46.1	58.9	57.3	56.0	53.7	55.3	60.6	62.3	62.1	59.5	56.4		
Top Speed [km/h]	57.7	60.4	57.6	56.9	54.5	58.0	62.2	62.8	62.9	60.7	58.1		
Avg. Dist. to Rail [m]	4.3	1.1	1.4	0.6	0.3	0.3	0.5	0.9	1.0	0.9	0.6		
Avg. Stride Freq. [Hz]	2.0	2.1	2.1	2.1	2.1	2.1	2.2	2.2	2.3	2.2	2.2		
Avg. Stride Length [m]	6.0	7.6	7.4	7.3	7.2	7.3	7.7	7.8	7.6	7.5	7.2		





IpswichProfessional

Race 4: BARRIER REEF POOLS Maiden Handicap - 1350m

21 January 2026 - 15:23



Track Rating: Good 4, Weather: Fine, Rail Position: +7m Entire

Section						Overall	1200m	1000m	800m	600m	400m	Last 600m	
Field Times						1:20.38 (0:10.70)	1:09.68 (0:11.02)	0:58.66 (0:11.05)	0:47.61 (0:11.30)	0:36.31 (0:11.75)	0:24.56 (0:12.18)	0:36.31	
Rank	TAB	Horse/Jockey	Barrier	Top Speed [km/h]	Fastest Section								Distance Travelled [m]
1	15	RATENOTICE	7	66.2	0:10.90	1:20.38 [1]	1:09.48 [3]	0:58.39 [4]	0:47.34 [4]	0:36.09 [3]	0:24.49 [3]	0:36.09	
		Brandon Lerena		1200m	Overall	(0:10.90)	(0:11.09)	(0:11.05)	(0:11.25)	(0:11.60)	(0:12.11)		
2	9	QUEEN OF LIGHT	9	67.3	0:11.00	1:20.60 [2]	1:09.54 [5]	0:58.29 [7]	0:47.29 [6]	0:36.00 [6]	0:24.46 [5]	0:36.00 -2	
		Kyle Wilson-Taylor		1200m	1000m	(0:11.06)	(0:11.25)	(0:11.00)	(0:11.29)	(0:11.54)	(0:12.09)		
3	13	ISLA DELILAH	3	66.5	0:10.97	1:20.63 [3]	1:09.64 [4]	0:58.67 [3]	0:47.64 [3]	0:36.25 [4]	0:24.47 [6]	0:36.25 +0	
		Harrison Shaw		1000m	1200m	(0:10.99)	(0:10.97)	(0:11.03)	(0:11.39)	(0:11.78)	(0:12.20)		
4	17	BATTUTA	1	66.0	0:11.04	1:20.64 [4]	1:09.51 [7]	0:58.47 [5]	0:47.41 [5]	0:36.20 [5]	0:24.59 [4]	0:36.20 -7	
		Andrew Mallyon		1200m	1200m	(0:11.13)	(0:11.04)	(0:11.06)	(0:11.21)	(0:11.61)	(0:12.26)		
5	7	CLIODHNA MAEVE	6	66.1	0:11.11	1:21.04 [5]	1:09.72 [8]	0:58.56 [8]	0:47.45 [8]	0:36.25 [8]	0:24.68 [7]	0:36.25 -7	
		Jaden Lloyd		1200m	1000m	(0:11.32)	(0:11.16)	(0:11.11)	(0:11.20)	(0:11.57)	(0:12.30)		
6	11	PRINCE PHOENIX	11	65.4	0:11.15	1:21.14 [6]	1:09.63 [10]	0:58.41 [9]	0:47.25 [9]	0:36.10 [9]	0:24.54 [9]	0:36.10 -5	
		Les Tilley		800m	800m	(0:11.51)	(0:11.22)	(0:11.16)	(0:11.15)	(0:11.56)	(0:12.14)		
7	3	COOLOUDRA	12	64.2	0:11.35	1:21.46 [7]	1:10.00 [9]	0:58.65 [10]	0:47.10 [10]	0:35.66 [11]	0:24.04 [11]	0:35.66 -7	
		Paul Hamblin		1200m	1200m	(0:11.46)	(0:11.35)	(0:11.55)	(0:11.44)	(0:11.62)	(0:11.91)		
8	5	GUNNIE GUNFIGHTER	4	67.1	0:10.70	1:21.83 [8]	1:11.13 [1]	1:00.00 [2]	0:48.99 [2]	0:37.69 [2]	0:26.01 [1]	0:37.69 -5	
		Tiffani Brooker		1000m	Overall	(0:10.70)	(0:11.13)	(0:11.01)	(0:11.30)	(0:11.68)	(0:12.70)		
9	21	SCUTI	10	64.9	0:11.17	1:21.86 [9]	1:10.21 [11]	0:58.75 [11]	0:47.43 [11]	0:36.26 [10]	0:24.72 [10]	0:36.26 -5	
		Chelsea Baker		800m	800m	(0:11.65)	(0:11.46)	(0:11.32)	(0:11.17)	(0:11.54)	(0:12.16)		
10	20	AIR CONTROL	5	65.9	0:11.08	1:22.29 [10]	1:11.21 [6]	1:00.08 [6]	0:48.90 [7]	0:37.63 [7]	0:25.85 [8]	0:37.63 -1	
		Jason Taylor		1200m	Overall	(0:11.08)	(0:11.13)	(0:11.18)	(0:11.27)	(0:11.78)	(0:12.61)		

Scratched: Weekend Spirit (#14), Saturdays Girl (#12), Crypto Magic (#4), Doing It (#18), Dashing Shanghai (#19), Astern Effort (#6), Bodysnatcher (#16), Harrythewiz (#10), Cambridge Bay (#1), Monakeed (#



IpswichProfessional

Race 4: BARRIER REEF POOLS Maiden Handicap - 1350m

21 January 2026 - 15:23



Track Rating: Good 4, Weather: Fine, Rail Position: +7m Entire

Section					Overall	1200m	1000m	800m	600m	400m	Last 600m		
Field Times					1:20.38 (0:10.70)	1:09.68 (0:11.02)	0:58.66 (0:11.05)	0:47.61 (0:11.30)	0:36.31 (0:11.75)	0:24.56 (0:12.18)	0:36.31		
Rank	TAB	Horse/Jockey	Barrier	Top Speed [km/h]	Fastest Section							Distance Travelled [m]	
11	2	FRENCH LINER	2	66.5	0:10.74	1:23.39 [11]	1:12.65 [2]	1:01.67 [1]	0:50.62 [1]	0:39.32 [1]	0:27.56 [2]	0:39.32	-7
		Cejay Graham		1200m	Overall	(0:10.74)	(0:10.98)	(0:11.05)	(0:11.30)	(0:11.76)	(0:13.04)		

Scratched: Weekend Spirit (#14), Saturdays Girl (#12), Crypto Magic (#4), Doing It (#18), Dashing Shanghai (#19), Astern Effort (#6), Bodysnatcher (#16), Harrythewiz (#10), Cambridge Bay (#1), Monakeed (#



IpswichProfessional

Race 4: BARRIER REEF POOLS Maiden Handicap - 1350m

21 January 2026 - 15:23



Track Rating: Good 4, Weather: Fine, Rail Position: +7m Entire

Section Field Times				200m 0:12.38 (0:12.38)		Last 600m 0:36.31			
Rank	TAB	Horse/Jockey	Barrier	Top Speed [km/h]	Fastest Section	Margin			Distance Travelled [m]
1	15	RATENOTICE	7	66.2	0:10.90	0:12.38 [1]	1:20.38		0:36.09
		Brandon Lerena		1200m	Overall	(0:12.38)			
2	9	QUEEN OF LIGHT	9	67.3	0:11.00	0:12.37 [2]	1.31L		0:36.00 -2
		Kyle Wilson-Taylor		1200m	1000m	(0:12.37)			
3	13	ISLA DELILAH	3	66.5	0:10.97	0:12.27 [4]	1.47L		0:36.25 +0
		Harrison Shaw		1000m	1200m	(0:12.27)			
4	17	BATTUTA	1	66.0	0:11.04	0:12.33 [3]	1.52L		0:36.20 -7
		Andrew Mallyon		1200m	1200m	(0:12.33)			
5	7	CLIODHNA MAEVE	6	66.1	0:11.11	0:12.38 [6]	3.89L		0:36.25 -7
		Jaden Lloyd		1200m	1000m	(0:12.38)			
6	11	PRINCE PHOENIX	11	65.4	0:11.15	0:12.40 [7]	4.46L		0:36.10 -5
		Les Tilley		800m	800m	(0:12.40)			
7	3	COOLOUNDRA	12	64.2	0:11.35	0:12.13 [11]	6.37L		0:35.66 -7
		Paul Hamblin		1200m	1200m	(0:12.13)			
8	5	GUNNIE GUNFIGHTER	4	67.1	0:10.70	0:13.31 [5]	8.55L		0:37.69 -5
		Tiffani Brooker		1000m	Overall	(0:13.31)			
9	21	SCUTI	10	64.9	0:11.17	0:12.56 [10]	8.72L		0:36.26 -5
		Chelsea Baker		800m	800m	(0:12.56)			
10	20	AIR CONTROL	5	65.9	0:11.08	0:13.24 [9]	11.26L		0:37.63 -1
		Jason Taylor		1200m	Overall	(0:13.24)			

Scratched: Weekend Spirit (#14), Saturdays Girl (#12), Crypto Magic (#4), Doing It (#18), Dashing Shanghai (#19), Astern Effort (#6), Bodysnatcher (#16), Harrythewiz (#10), Cambridge Bay (#1), Monakeed (#



IpswichProfessional

Race 4: BARRIER REEF POOLS Maiden Handicap - 1350m

21 January 2026 - 15:23



Track Rating: Good 4, Weather: Fine, Rail Position: +7m Entire

Section					200m		Last 600m			
Field Times					0:12.38 (0:12.38)		0:36.31			
Rank	TAB	Horse/Jockey	Barrier	Top Speed [km/h]	Fastest Section	Margin			Distance Travelled [m]	
11	2	FRENCH LINER	2	66.5	0:10.74	0:14.52 [8]	17.7L		0:39.32	-7
		Cejay Graham		1200m	Overall	(0:14.52)				

Scratched: Weekend Spirit (#14), Saturdays Girl (#12), Crypto Magic (#4), Doing It (#18), Dashing Shanghai (#19), Astern Effort (#6), Bodysnatcher (#16), Harrythewiz (#10), Cambridge Bay (#1), Monakeed (#



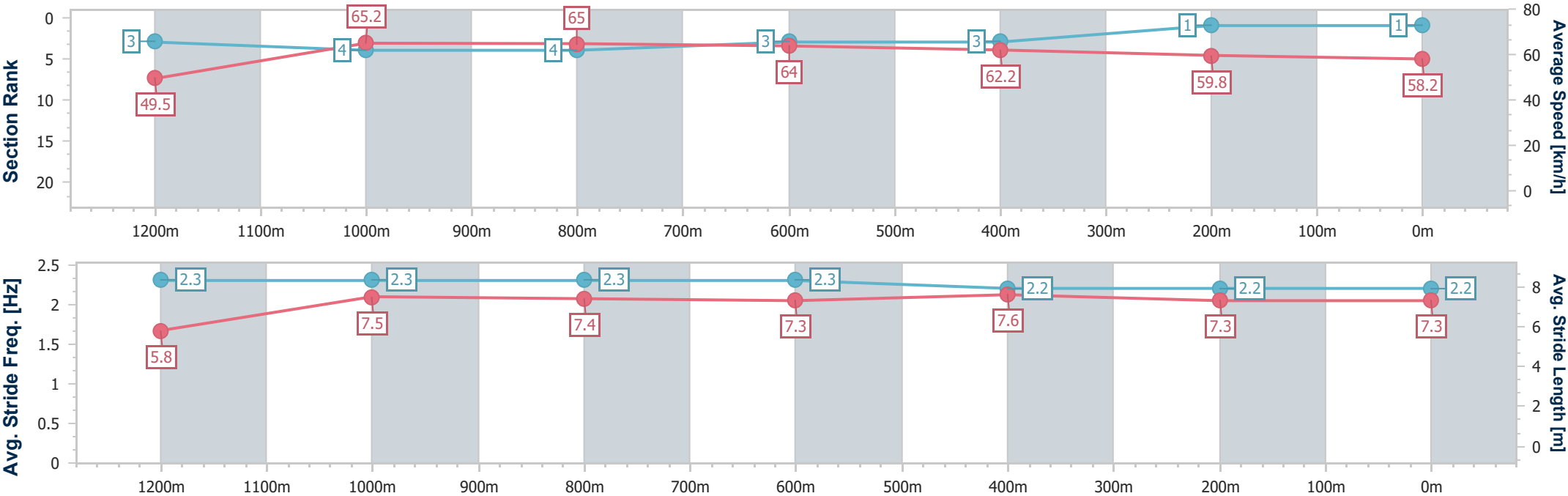
Horse/Jockey Name	Ratenotice
Final Rank	1
Fastest Section Time (Section)	0:10.90 (Overall)
Top Speed [km/h] (Section)	66.2 (1200m)
Race State	Finished



IpswichProfessional
Race 4: BARRIER REEF POOLS Maiden Handicap - 1350m
21 January 2026 - 15:23
Track Rating: Good 4, Weather: Fine, Rail Position: +7m Entire



Section	Overall	1200m	1000m	800m	600m	400m	200m						
Section Times	1:20.38 [1] (0:10.90)	1:09.48 [3] (0:11.09)	0:58.39 [4] (0:11.05)	0:47.34 [4] (0:11.25)	0:36.09 [3] (0:11.60)	0:24.49 [3] (0:12.11)	0:12.38 [1] (0:12.38)						
Average Speed [km/h]	49.5	65.2	65.0	64.0	62.2	59.8	58.2						
Top Speed [km/h]	65.0	66.2	65.7	64.7	63.2	61.7	58.5						
Avg. Dist. to Rail [m]	4.2	1.5	0.3	0.6	0.6	1.8	2.7						
Avg. Stride Freq. [Hz]	2.3	2.3	2.3	2.3	2.2	2.2	2.2						
Avg. Stride Length [m]	5.8	7.5	7.4	7.3	7.6	7.3	7.3						





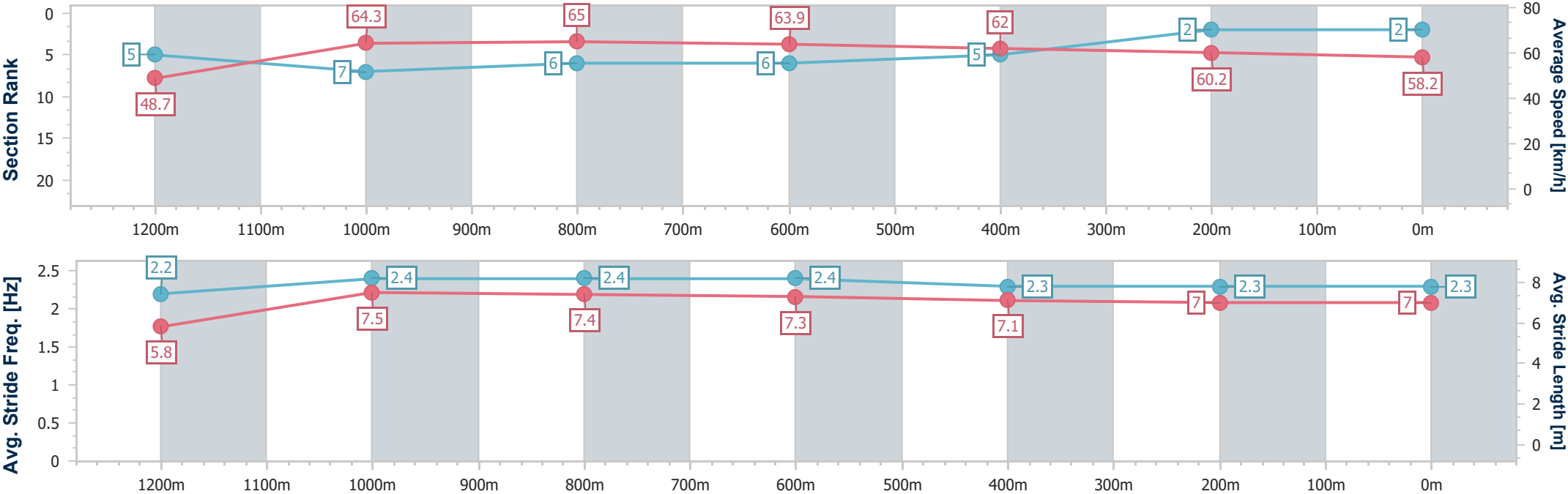
Horse/Jockey Name	Queen Of Light
Final Rank	2
Fastest Section Time (Section)	0:11.00 (1000m)
Top Speed [km/h] (Section)	67.3 (1200m)
Race State	Finished



IpswichProfessional
Race 4: BARRIER REEF POOLS Maiden Handicap - 1350m
21 January 2026 - 15:23
Track Rating: Good 4, Weather: Fine, Rail Position: +7m Entire



Section	Overall	1200m	1000m	800m	600m	400m	200m						
Section Times	1:20.60 [2] (0:11.06)	1:09.54 [5] (0:11.25)	0:58.29 [7] (0:11.00)	0:47.29 [6] (0:11.29)	0:36.00 [6] (0:11.54)	0:24.46 [5] (0:12.09)	0:12.37 [2] (0:12.37)						
Average Speed [km/h]	48.7	64.3	65.0	63.9	62.0	60.2	58.2						
Top Speed [km/h]	66.9	67.3	66.1	65.1	63.3	61.8	59.3						
Avg. Dist. to Rail [m]	5.7	0.7	0.5	0.5	0.5	2.3	3.5						
Avg. Stride Freq. [Hz]	2.2	2.4	2.4	2.4	2.3	2.3	2.3						
Avg. Stride Length [m]	5.8	7.5	7.4	7.3	7.1	7.0	7.0						





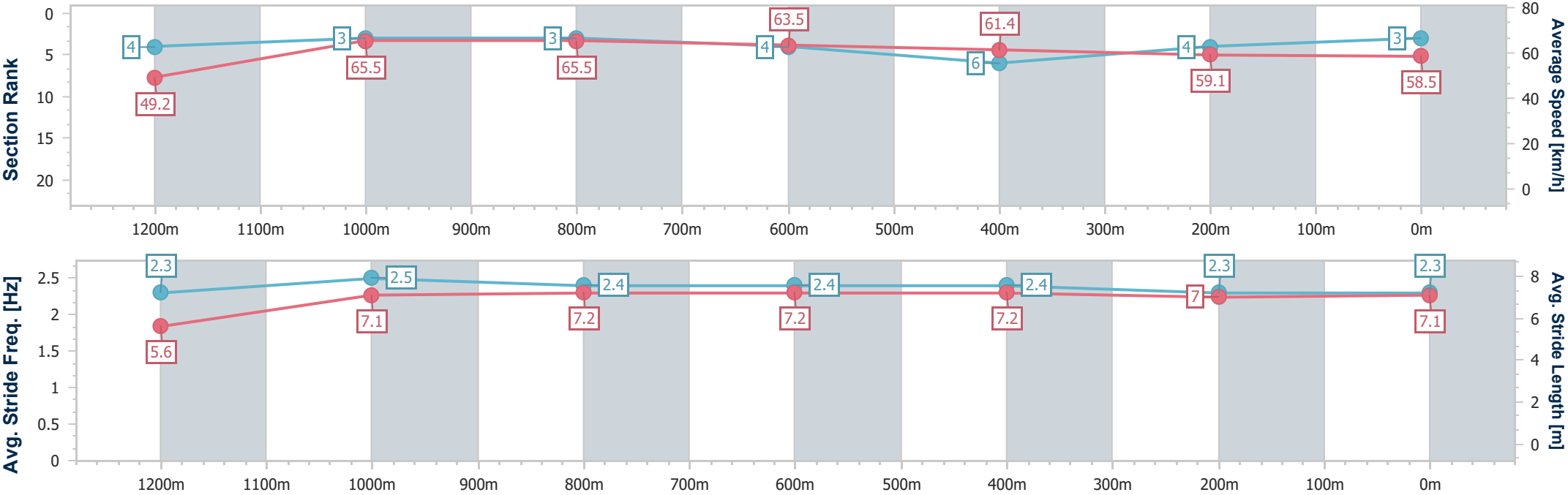
Horse/Jockey Name	Isla Delilah
Final Rank	3
Fastest Section Time (Section)	0:10.97 (1200m)
Top Speed [km/h] (Section)	66.5 (1000m)
Race State	Finished



IpswichProfessional
Race 4: BARRIER REEF POOLS Maiden Handicap - 1350m
21 January 2026 - 15:23
Track Rating: Good 4, Weather: Fine, Rail Position: +7m Entire



Section	Overall	1200m	1000m	800m	600m	400m	200m						
Section Times	1:20.63 [3] (0:10.99)	1:09.64 [4] (0:10.97)	0:58.67 [3] (0:11.03)	0:47.64 [3] (0:11.39)	0:36.25 [4] (0:11.78)	0:24.47 [6] (0:12.20)	0:12.27 [4] (0:12.27)						
Average Speed [km/h]	49.2	65.5	65.5	63.5	61.4	59.1	58.5						
Top Speed [km/h]	65.8	66.4	66.5	63.9	62.7	60.1	59.5						
Avg. Dist. to Rail [m]	1.2	0.4	0.6	1.7	0.8	0.5	1.0						
Avg. Stride Freq. [Hz]	2.3	2.5	2.4	2.4	2.4	2.3	2.3						
Avg. Stride Length [m]	5.6	7.1	7.2	7.2	7.2	7.0	7.1						





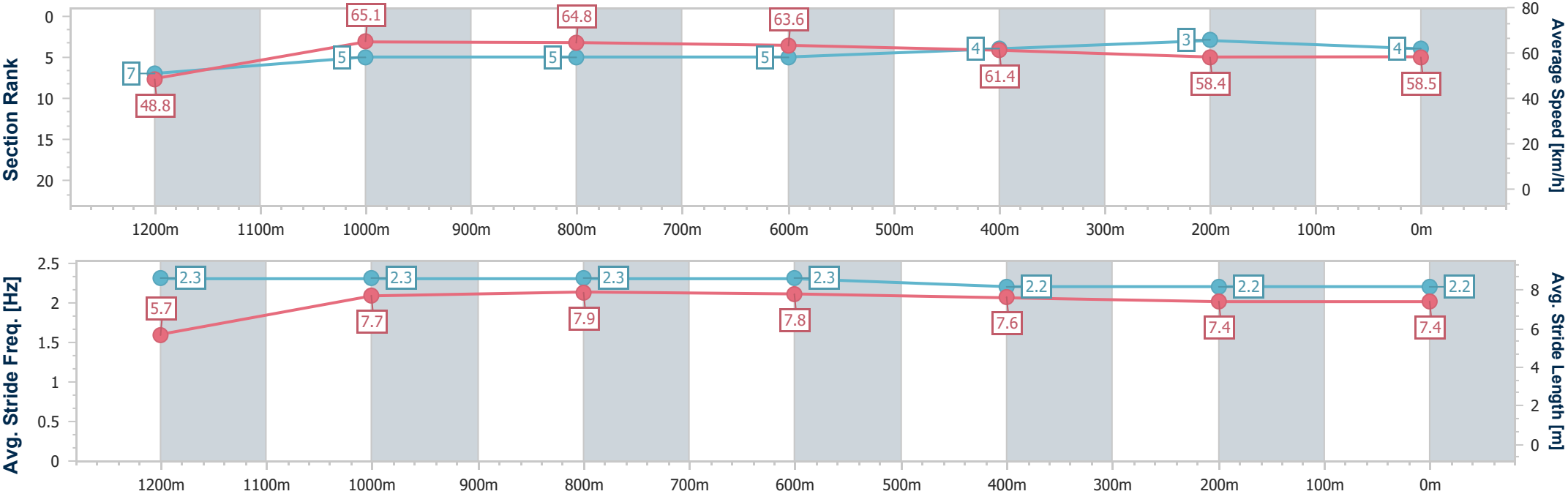
Horse/Jockey Name	Battuta
Final Rank	4
Fastest Section Time (Section)	0:11.04 (1200m)
Top Speed [km/h] (Section)	66.0 (1200m)
Race State	Finished



IpswichProfessional
Race 4: BARRIER REEF POOLS Maiden Handicap - 1350m
21 January 2026 - 15:23
Track Rating: Good 4, Weather: Fine, Rail Position: +7m Entire



Section	Overall	1200m	1000m	800m	600m	400m	200m						
Section Times	1:20.64 [4] (0:11.13)	1:09.51 [7] (0:11.04)	0:58.47 [5] (0:11.06)	0:47.41 [5] (0:11.21)	0:36.20 [5] (0:11.61)	0:24.59 [4] (0:12.26)	0:12.33 [3] (0:12.33)						
Average Speed [km/h]	48.8	65.1	64.8	63.6	61.4	58.4	58.5						
Top Speed [km/h]	64.4	66.0	65.6	64.4	63.0	60.2	59.5						
Avg. Dist. to Rail [m]	0.7	0.8	1.6	2.1	2.1	1.0	0.7						
Avg. Stride Freq. [Hz]	2.3	2.3	2.3	2.3	2.2	2.2	2.2						
Avg. Stride Length [m]	5.7	7.7	7.9	7.8	7.6	7.4	7.4						





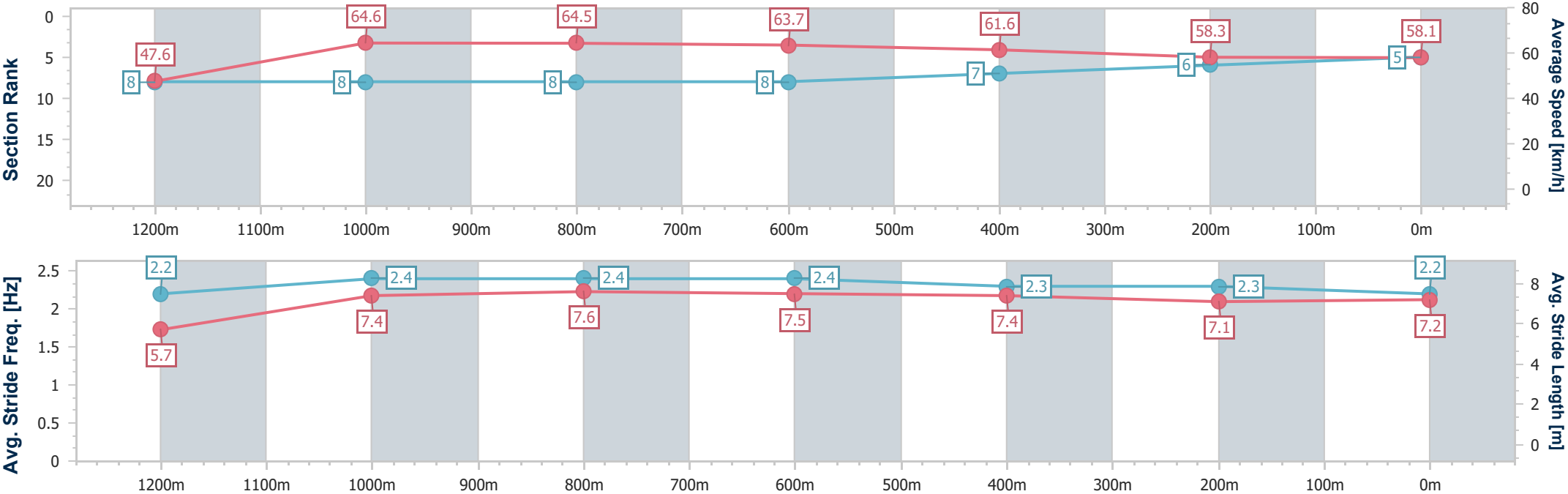
Horse/Jockey Name	Clodhna Maeve
Final Rank	5
Fastest Section Time (Section)	0:11.11 (1000m)
Top Speed [km/h] (Section)	66.1 (1200m)
Race State	Finished



IpswichProfessional
Race 4: BARRIER REEF POOLS Maiden Handicap - 1350m
21 January 2026 - 15:23
Track Rating: Good 4, Weather: Fine, Rail Position: +7m Entire



Section	Overall	1200m	1000m	800m	600m	400m	200m						
Section Times	1:21.04 [5] (0:11.32)	1:09.72 [8] (0:11.16)	0:58.56 [8] (0:11.11)	0:47.45 [8] (0:11.20)	0:36.25 [8] (0:11.57)	0:24.68 [7] (0:12.30)	0:12.38 [6] (0:12.38)						
Average Speed [km/h]	47.6	64.6	64.5	63.7	61.6	58.3	58.1						
Top Speed [km/h]	62.3	66.1	65.8	64.8	62.9	61.1	60.3						
Avg. Dist. to Rail [m]	3.4	0.8	1.3	1.6	2.0	2.2	1.4						
Avg. Stride Freq. [Hz]	2.2	2.4	2.4	2.4	2.3	2.3	2.2						
Avg. Stride Length [m]	5.7	7.4	7.6	7.5	7.4	7.1	7.2						





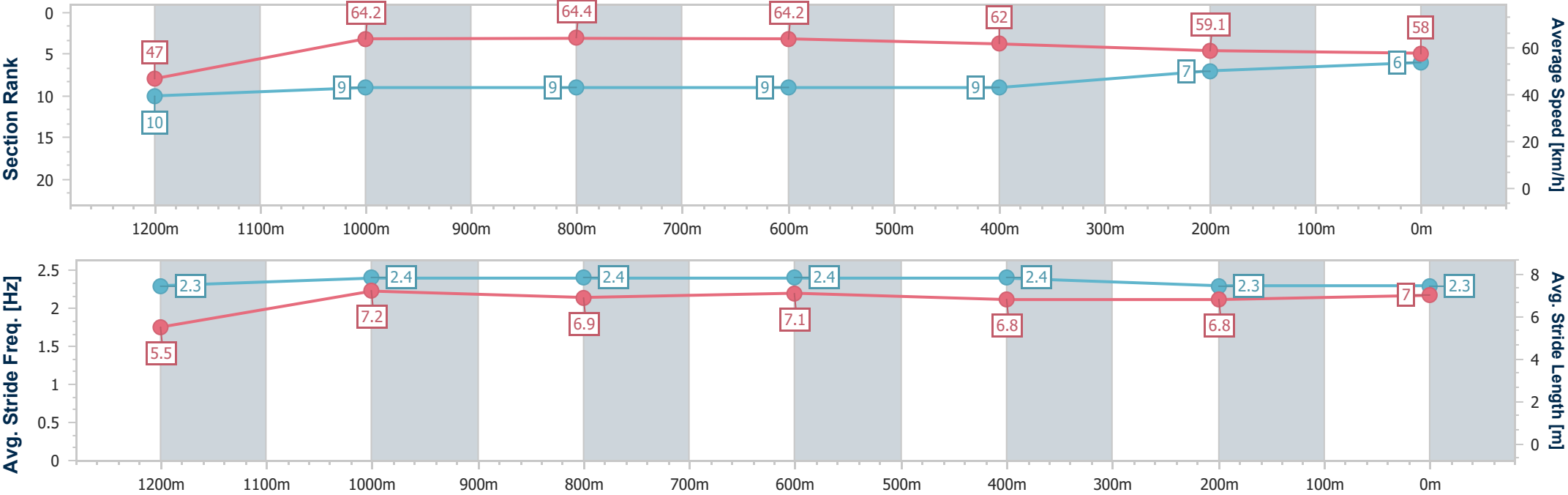
Horse/Jockey Name	Prince Phoenix
Final Rank	6
Fastest Section Time (Section)	0:11.15 (800m)
Top Speed [km/h] (Section)	65.4 (800m)
Race State	Finished



IpswichProfessional
Race 4: BARRIER REEF POOLS Maiden Handicap - 1350m
21 January 2026 - 15:23
Track Rating: Good 4, Weather: Fine, Rail Position: +7m Entire



Section	Overall	1200m	1000m	800m	600m	400m	200m						
Section Times	1:21.14 [6] (0:11.51)	1:09.63 [10] (0:11.22)	0:58.41 [9] (0:11.16)	0:47.25 [9] (0:11.15)	0:36.10 [9] (0:11.56)	0:24.54 [9] (0:12.14)	0:12.40 [7] (0:12.40)						
Average Speed [km/h]	47.0	64.2	64.4	64.2	62.0	59.1	58.0						
Top Speed [km/h]	62.8	65.4	65.3	65.4	63.7	60.3	58.7						
Avg. Dist. to Rail [m]	6.8	0.4	0.5	1.0	0.9	1.1	2.2						
Avg. Stride Freq. [Hz]	2.3	2.4	2.4	2.4	2.4	2.3	2.3						
Avg. Stride Length [m]	5.5	7.2	6.9	7.1	6.8	6.8	7.0						



- [] Ranking at each section and finish
- .-.-.- No data available at this section
- NA No data available



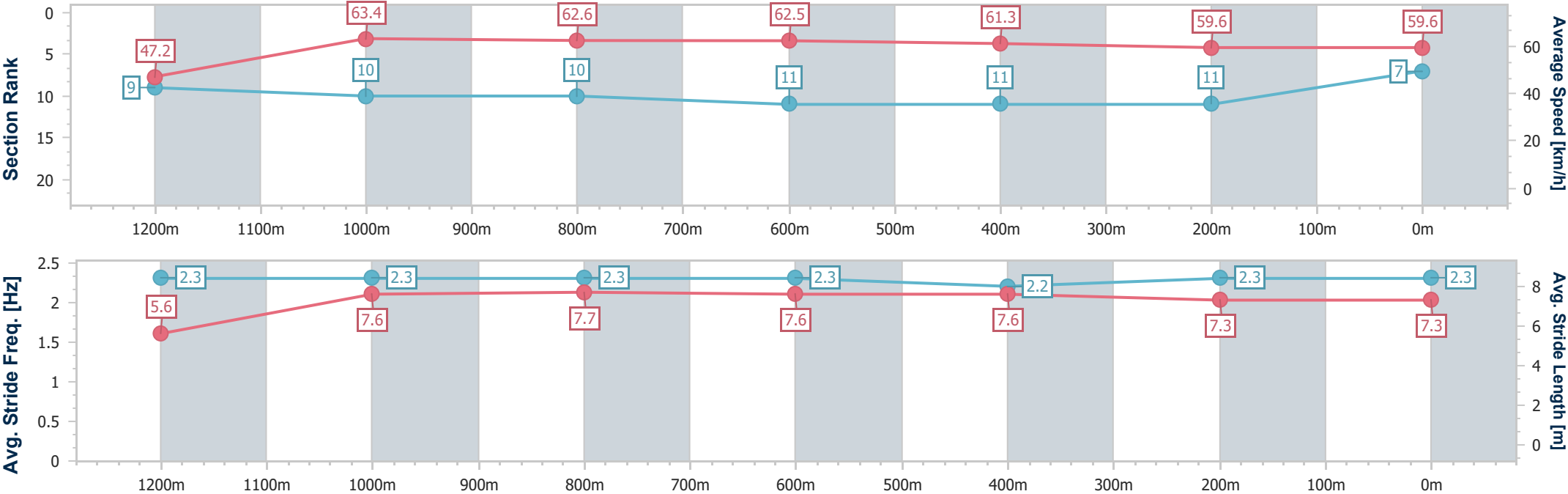
Horse/Jockey Name	Cooloundra
Final Rank	7
Fastest Section Time (Section)	0:11.35 (1200m)
Top Speed [km/h] (Section)	64.2 (1200m)
Race State	Finished



IpswichProfessional
Race 4: BARRIER REEF POOLS Maiden Handicap - 1350m
21 January 2026 - 15:23
Track Rating: Good 4, Weather: Fine, Rail Position: +7m Entire



Section	Overall	1200m	1000m	800m	600m	400m	200m						
Section Times	1:21.46 [7] (0:11.46)	1:10.00 [9] (0:11.35)	0:58.65 [10] (0:11.55)	0:47.10 [10] (0:11.44)	0:35.66 [11] (0:11.62)	0:24.04 [11] (0:11.91)	0:12.13 [11] (0:12.13)						
Average Speed [km/h]	47.2	63.4	62.6	62.5	61.3	59.6	59.6						
Top Speed [km/h]	63.1	64.2	63.1	63.6	62.7	60.7	60.4						
Avg. Dist. to Rail [m]	7.3	1.0	0.5	0.9	2.5	3.1	0.9						
Avg. Stride Freq. [Hz]	2.3	2.3	2.3	2.3	2.2	2.3	2.3						
Avg. Stride Length [m]	5.6	7.6	7.7	7.6	7.6	7.3	7.3						





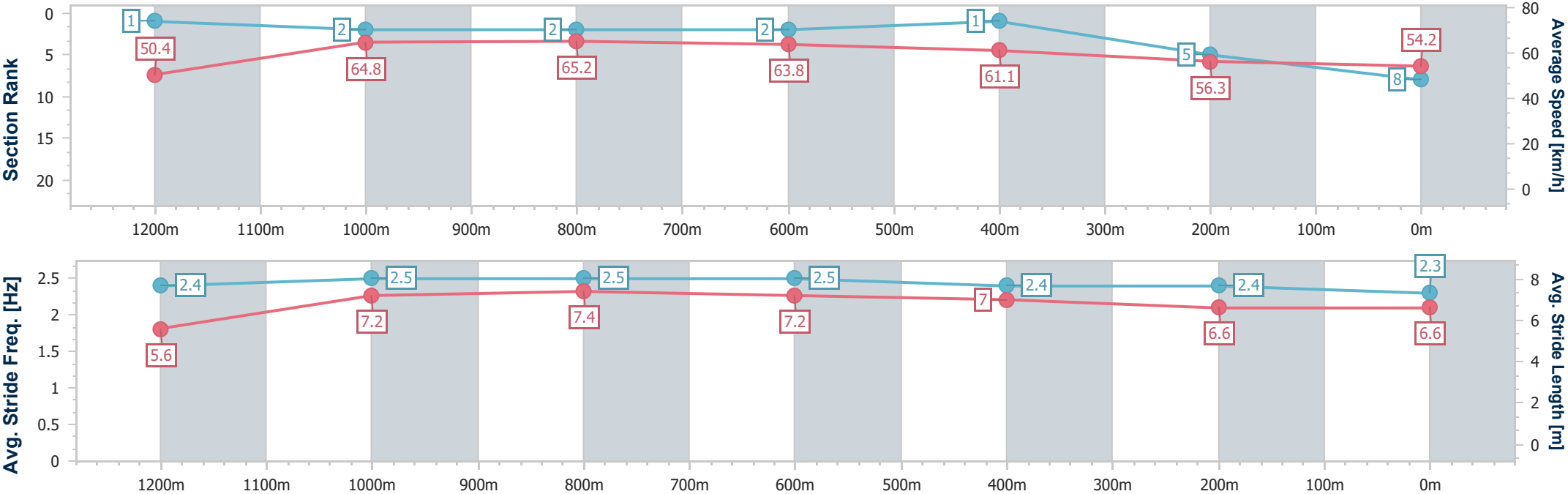
Horse/Jockey Name	Gunnie Gunfighter
Final Rank	8
Fastest Section Time (Section)	0:10.70 (Overall)
Top Speed [km/h] (Section)	67.1 (1000m)
Race State	Finished



IpswichProfessional
Race 4: BARRIER REEF POOLS Maiden Handicap - 1350m
21 January 2026 - 15:23
Track Rating: Good 4, Weather: Fine, Rail Position: +7m Entire



Section	Overall	1200m	1000m	800m	600m	400m	200m						
Section Times	1:21.83 [8] (0:10.70)	1:11.13 [1] (0:11.13)	1:00.00 [2] (0:11.01)	0:48.99 [2] (0:11.30)	0:37.69 [2] (0:11.68)	0:26.01 [1] (0:12.70)	0:13.31 [5] (0:13.31)						
Average Speed [km/h]	50.4	64.8	65.2	63.8	61.1	56.3	54.2						
Top Speed [km/h]	65.1	65.2	67.1	64.5	62.9	60.0	55.4						
Avg. Dist. to Rail [m]	2.4	0.8	0.3	0.8	1.2	1.6	0.9						
Avg. Stride Freq. [Hz]	2.4	2.5	2.5	2.5	2.4	2.4	2.3						
Avg. Stride Length [m]	5.6	7.2	7.4	7.2	7.0	6.6	6.6						





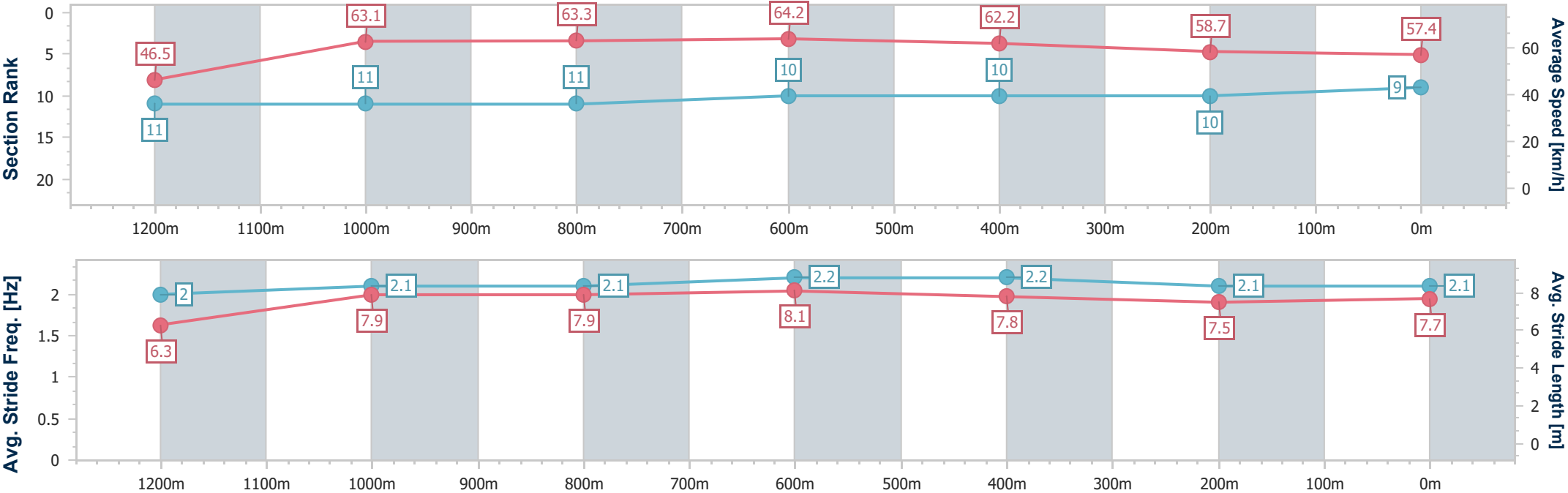
Horse/Jockey Name	Scuti
Final Rank	9
Fastest Section Time (Section)	0:11.17 (800m)
Top Speed [km/h] (Section)	64.9 (800m)
Race State	Finished



IpswichProfessional
Race 4: BARRIER REEF POOLS Maiden Handicap - 1350m
21 January 2026 - 15:23
Track Rating: Good 4, Weather: Fine, Rail Position: +7m Entire



Section	Overall	1200m	1000m	800m	600m	400m	200m						
Section Times	1:21.86 [9] (0:11.65)	1:10.21 [11] (0:11.46)	0:58.75 [11] (0:11.32)	0:47.43 [11] (0:11.17)	0:36.26 [10] (0:11.54)	0:24.72 [10] (0:12.16)	0:12.56 [10] (0:12.56)						
Average Speed [km/h]	46.5	63.1	63.3	64.2	62.2	58.7	57.4						
Top Speed [km/h]	61.2	64.2	64.8	64.9	63.4	61.0	58.8						
Avg. Dist. to Rail [m]	5.5	0.6	0.5	0.9	1.1	1.2	3.3						
Avg. Stride Freq. [Hz]	2.0	2.1	2.1	2.2	2.2	2.1	2.1						
Avg. Stride Length [m]	6.3	7.9	7.9	8.1	7.8	7.5	7.7						





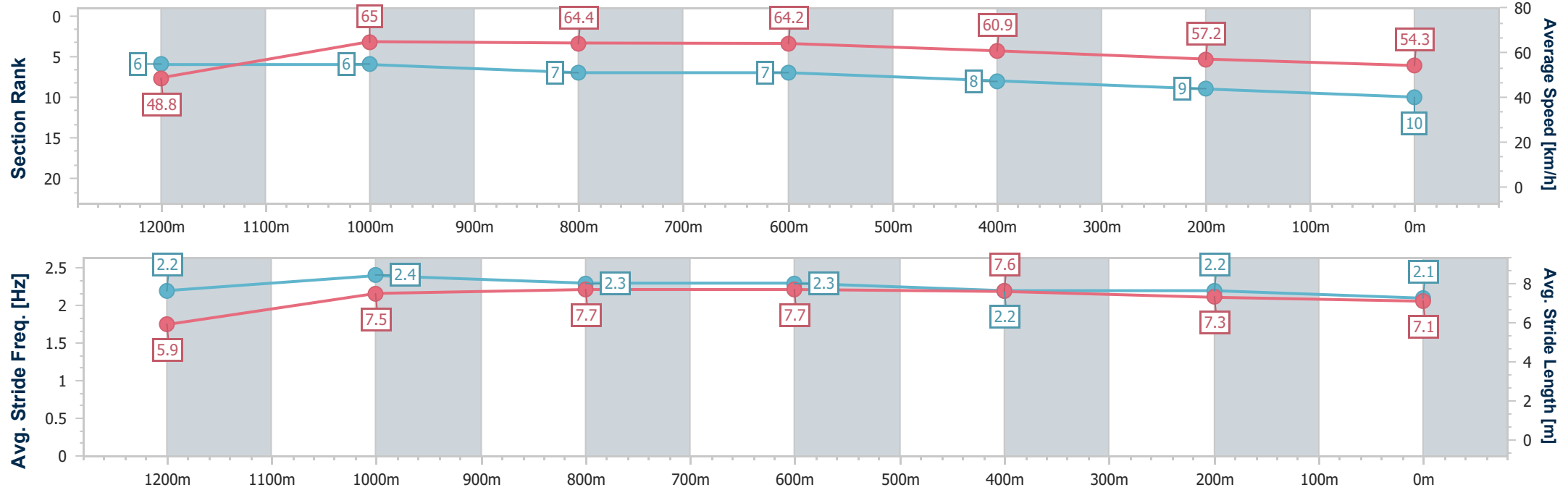
Horse/Jockey Name	Air Control
Final Rank	10
Fastest Section Time (Section)	0:11.08 (Overall)
Top Speed [km/h] (Section)	65.9 (1200m)
Race State	Finished



IpswichProfessional
Race 4: BARRIER REEF POOLS Maiden Handicap - 1350m
21 January 2026 - 15:23
Track Rating: Good 4, Weather: Fine, Rail Position: +7m Entire



Section	Overall	1200m	1000m	800m	600m	400m	200m						
Section Times	1:22.29 [10] (0:11.08)	1:11.21 [6] (0:11.13)	1:00.08 [6] (0:11.18)	0:48.90 [7] (0:11.27)	0:37.63 [7] (0:11.78)	0:25.85 [8] (0:12.61)	0:13.24 [9] (0:13.24)						
Average Speed [km/h]	48.8	65.0	64.4	64.2	60.9	57.2	54.3						
Top Speed [km/h]	64.4	65.9	65.4	64.8	63.6	59.0	55.4						
Avg. Dist. to Rail [m]	2.5	2.0	1.9	0.6	0.3	0.5	1.2						
Avg. Stride Freq. [Hz]	2.2	2.4	2.3	2.3	2.2	2.2	2.1						
Avg. Stride Length [m]	5.9	7.5	7.7	7.7	7.6	7.3	7.1						



[] Ranking at each section and finish
-.-.- No data available at this section
NA No data available



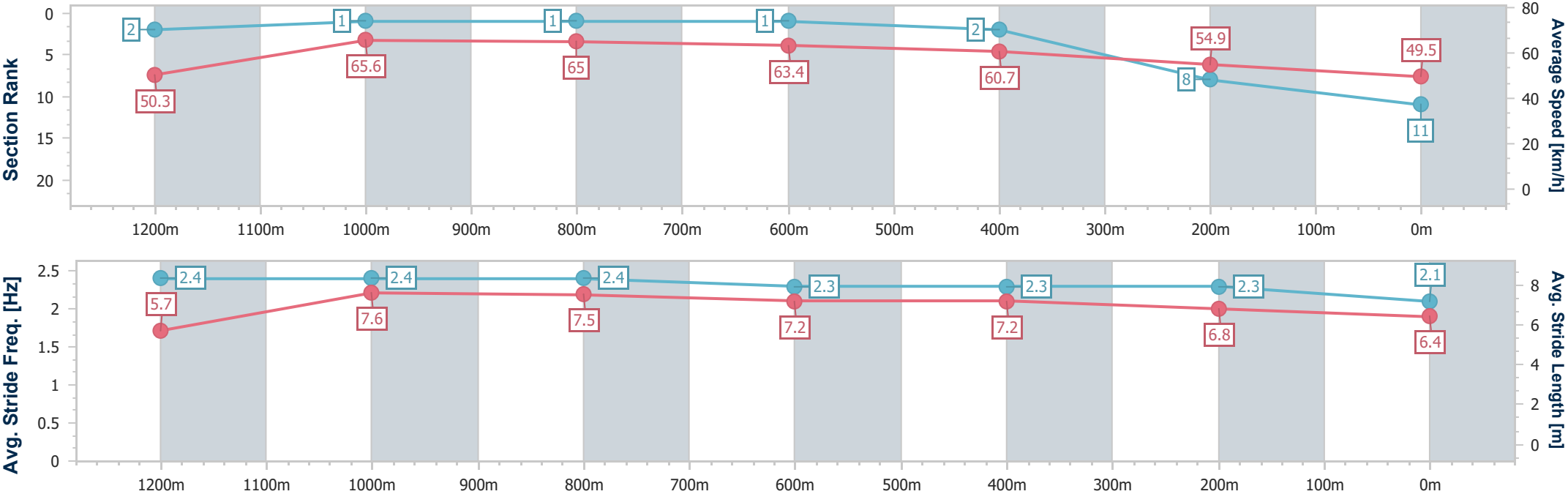
Horse/Jockey Name	French Liner
Final Rank	11
Fastest Section Time (Section)	0:10.74 (Overall)
Top Speed [km/h] (Section)	66.5 (1200m)
Race State	Finished



IpswichProfessional
Race 4: BARRIER REEF POOLS Maiden Handicap - 1350m
21 January 2026 - 15:23
Track Rating: Good 4, Weather: Fine, Rail Position: +7m Entire



Section	Overall	1200m	1000m	800m	600m	400m	200m						
Section Times	1:23.39 [11] (0:10.74)	1:12.65 [2] (0:10.98)	1:01.67 [1] (0:11.05)	0:50.62 [1] (0:11.30)	0:39.32 [1] (0:11.76)	0:27.56 [2] (0:13.04)	0:14.52 [8] (0:14.52)						
Average Speed [km/h]	50.3	65.6	65.0	63.4	60.7	54.9	49.5						
Top Speed [km/h]	64.5	66.5	66.1	64.1	62.4	58.2	51.7						
Avg. Dist. to Rail [m]	1.6	0.5	0.8	1.2	1.4	2.1	1.7						
Avg. Stride Freq. [Hz]	2.4	2.4	2.4	2.3	2.3	2.3	2.1						
Avg. Stride Length [m]	5.7	7.6	7.5	7.2	7.2	6.8	6.4						





IpswichProfessional

Race 5: TEMPUS TWO BENCHMARK 65 Handicap - 1700m

21 January 2026 - 15:58



Track Rating: Good 4, Weather: Fine, Rail Position: +7m Entire

Section		Field Times				Overall	1600m	1400m	1200m	1000m	800m	600m	Last 600m	
						1:42.61 (0:08.00)	1:34.61 (0:12.20)	1:22.41 (0:11.75)	1:10.66 (0:12.12)	0:58.54 (0:12.00)	0:46.54 (0:11.67)	0:34.87 (0:11.45)	0:34.87	
Rank	TAB	Horse/Jockey	Barrier	Top Speed [km/h]	Fastest Section									Distance Travelled [m]
1	12	ARATIRI	11	63.5	0:08.00	1:42.61 [1]	1:34.61 [1]	1:22.32 [3]	1:10.66 [1]	0:58.54 [1]	0:46.54 [1]	0:34.87 [1]	0:34.87	
		Chelsea Baker		1400m	Overall	(0:08.00)	(0:12.29)	(0:11.66)	(0:12.12)	(0:12.00)	(0:11.67)	(0:11.45)		
2	8	SAN JOSE BOY	2	63.1	0:08.39	1:43.10 [2]	1:34.71 [4]	1:22.55 [5]	1:10.77 [4]	0:58.60 [4]	0:46.59 [4]	0:34.98 [5]	0:34.98	-2
		Ben Thompson		600m	Overall	(0:08.39)	(0:12.16)	(0:11.78)	(0:12.17)	(0:12.01)	(0:11.61)	(0:11.49)		
3	9	SACRED BULL	1	63.1	0:08.67	1:43.34 [3]	1:34.67 [6]	1:22.53 [8]	1:10.72 [7]	0:58.55 [6]	0:46.57 [7]	0:35.02 [7]	0:35.02	-1
		Damien Thornton		600m	Overall	(0:08.67)	(0:12.14)	(0:11.81)	(0:12.17)	(0:11.98)	(0:11.55)	(0:11.44)		
4	1	THE CATCH	3	62.8	0:08.35	1:43.78 [4]	1:35.43 [2]	1:23.36 [4]	1:11.38 [5]	0:59.17 [5]	0:47.23 [5]	0:35.67 [4]	0:35.67	+1
		Fiona Sandkuhl		600m	Overall	(0:08.35)	(0:12.07)	(0:11.98)	(0:12.21)	(0:11.94)	(0:11.56)	(0:11.57)		
5	6	LIKEABEEL	8	62.6	0:08.90	1:43.79 [5]	1:34.89 [10]	1:22.52 [10]	1:10.70 [10]	0:58.68 [9]	0:46.84 [9]	0:35.27 [9]	0:35.27	+4
		Julie Busuttin		800m	Overall	(0:08.90)	(0:12.37)	(0:11.82)	(0:12.02)	(0:11.84)	(0:11.57)	(0:11.54)		
6	3	EXPECTANT	4	63.4	0:08.67	1:43.99 [6]	1:35.32 [7]	1:23.29 [7]	1:11.29 [8]	0:58.97 [8]	0:47.10 [8]	0:35.54 [8]	0:35.54	+9
		Chloe Lowe		800m	Overall	(0:08.67)	(0:12.03)	(0:12.00)	(0:12.32)	(0:11.87)	(0:11.56)	(0:11.62)		
7	15	TOBA	7	68.0	0:08.70	1:44.09 [7]	1:35.39 [8]	1:23.40 [6]	1:11.49 [6]	0:59.27 [7]	0:47.40 [6]	0:35.86 [6]	0:35.86	+7
		Kyle Wilson-Taylor		1600m	Overall	(0:08.70)	(0:11.99)	(0:11.91)	(0:12.22)	(0:11.87)	(0:11.54)	(0:11.66)		
8	4	YUKANUMA	5	64.0	0:08.39	1:44.11 [8]	1:35.72 [3]	1:23.91 [1]	1:11.94 [2]	0:59.82 [2]	0:47.78 [2]	0:36.20 [2]	0:36.20	+5
		Bella Youngberry		1600m	Overall	(0:08.39)	(0:11.81)	(0:11.97)	(0:12.12)	(0:12.04)	(0:11.58)	(0:11.58)		
9	5	KIPTANUI	6	63.6	0:09.15	1:44.57 [9]	1:35.42 [11]	1:22.79 [11]	1:10.91 [11]	0:58.94 [11]	0:47.13 [11]	0:35.48 [11]	0:35.48	+2
		Colleen Krahnen		600m	Overall	(0:09.15)	(0:12.63)	(0:11.88)	(0:11.97)	(0:11.81)	(0:11.65)	(0:11.47)		
10	10	WANDA'S OUTLAW	10	63.5	0:08.60	1:44.73 [10]	1:36.13 [5]	1:24.46 [2]	1:12.44 [3]	1:00.25 [3]	0:48.36 [3]	0:36.72 [3]	0:36.72	+10
		Cejay Graham		1600m	Overall	(0:08.60)	(0:11.67)	(0:12.02)	(0:12.19)	(0:11.89)	(0:11.64)	(0:11.86)		

Scratched: Chasing Jackley (#2), Hurricane Rosie (#11), Mishani Impact (#14), My Charm (#13), Maravich (#16)



IpswichProfessional

Race 5: TEMPUS TWO BENCHMARK 65 Handicap - 1700m

21 January 2026 - 15:58



Track Rating: Good 4, Weather: Fine, Rail Position: +7m Entire

Section					Overall	1600m	1400m	1200m	1000m	800m	600m	Last 600m		
Field Times					1:42.61 (0:08.00)	1:34.61 (0:12.20)	1:22.41 (0:11.75)	1:10.66 (0:12.12)	0:58.54 (0:12.00)	0:46.54 (0:11.67)	0:34.87 (0:11.45)	0:34.87		
Rank	TAB	Horse/Jockey	Barrier	Top Speed [km/h]	Fastest Section									Distance Travelled [m]
11	7	LUCONI	9	62.1	0:08.73	1:47.35 [11]	1:38.62 [9]	1:26.16 [9]	1:14.29 [9]	1:02.05 [10]	0:50.10 [10]	0:38.38 [10]	0:38.38	+9
		Brandon Lerena		800m	Overall	(0:08.73)	(0:12.46)	(0:11.87)	(0:12.24)	(0:11.95)	(0:11.72)	(0:11.85)		

Scratched: Chasing Jackley (#2), Hurricane Rosie (#11), Mishani Impact (#14), My Charm (#13), Maravich (#16)



IpswichProfessional

Race 5: TEMPUS TWO BENCHMARK 65 Handicap - 1700m

21 January 2026 - 15:58



Track Rating: Good 4, Weather: Fine, Rail Position: +7m Entire

Section						400m	200m			Last 600m
Field Times						0:23.42 (0:11.48)	0:11.94 (0:11.94)			0:34.87
Rank	TAB	Horse/Jockey	Barrier	Top Speed [km/h]	Fastest Section			Margin		
1	12	ARATIRI	11	63.5	0:08.00	0:23.42 [1]	0:11.94 [1]	1:42.61	0:34.87	
		Chelsea Baker		1400m	Overall	(0:11.48)	(0:11.94)			
2	8	SAN JOSE BOY	2	63.1	0:08.39	0:23.49 [3]	0:11.90 [2]	2.86L	0:34.98 -2	
		Ben Thompson		600m	Overall	(0:11.59)	(0:11.90)			
3	9	SACRED BULL	1	63.1	0:08.67	0:23.58 [5]	0:11.91 [3]	4.27L	0:35.02 -1	
		Damien Thornton		600m	Overall	(0:11.67)	(0:11.91)			
4	1	THE CATCH	3	62.8	0:08.35	0:24.10 [4]	0:12.23 [5]	6.86L	0:35.67 +1	
		Fiona Sandkuhl		600m	Overall	(0:11.87)	(0:12.23)			
5	6	LIKEABEEL	8	62.6	0:08.90	0:23.73 [8]	0:12.03 [6]	6.92L	0:35.27 +4	
		Julie Busuttin		800m	Overall	(0:11.70)	(0:12.03)			
6	3	EXPECTANT	4	63.4	0:08.67	0:23.92 [9]	0:12.00 [8]	8.15L	0:35.54 +9	
		Chloe Lowe		800m	Overall	(0:11.92)	(0:12.00)			
7	15	TOBA	7	68.0	0:08.70	0:24.20 [7]	0:12.31 [7]	8.71L	0:35.86 +7	
		Kyle Wilson-Taylor		1600m	Overall	(0:11.89)	(0:12.31)			
8	4	YUKANUMA	5	64.0	0:08.39	0:24.62 [2]	0:12.61 [4]	8.83L	0:36.20 +5	
		Bella Youngberry		1600m	Overall	(0:12.01)	(0:12.61)			
9	5	KIPTANUI	6	63.6	0:09.15	0:24.01 [10]	0:12.09 [10]	11.54L	0:35.48 +2	
		Colleen Krahnen		600m	Overall	(0:11.92)	(0:12.09)			
10	10	WANDA'S OUTLAW	10	63.5	0:08.60	0:24.86 [6]	0:12.70 [9]	12.45L	0:36.72 +10	
		Cejay Graham		1600m	Overall	(0:12.16)	(0:12.70)			

Scratched: Chasing Jackley (#2), Hurricane Rosie (#11), Mishani Impact (#14), My Charm (#13), Maravich (#16)



IpswichProfessional

Race 5: TEMPUS TWO BENCHMARK 65 Handicap - 1700m

21 January 2026 - 15:58



Track Rating: Good 4, Weather: Fine, Rail Position: +7m Entire

Section					400m	200m	Last 600m			
Field Times					0:23.42 (0:11.48)	0:11.94 (0:11.94)	0:34.87			
Rank	TAB	Horse/Jockey	Barrier	Top Speed [km/h]	Fastest Section	Margin			Distance Travelled [m]	
11	7	LUCONI	9	62.1	0:08.73	0:26.53 [11]	0:13.96 [11]	27.89L	0:38.38	+9
		Brandon Lerena		800m	Overall	(0:12.57)	(0:13.96)			

Scratched: Chasing Jackley (#2), Hurricane Rosie (#11), Mishani Impact (#14), My Charm (#13), Maravich (#16)



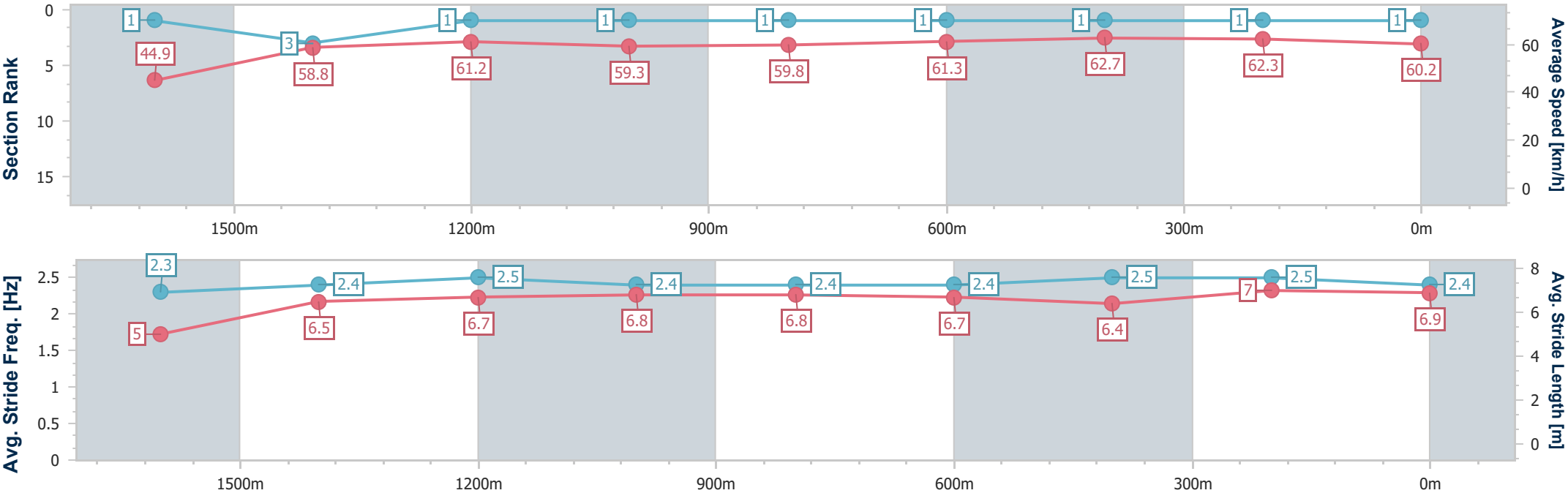
Horse/Jockey Name	Aratiri
Final Rank	1
Fastest Section Time (Section)	0:08.00 (Overall)
Top Speed [km/h] (Section)	63.5 (1400m)
Race State	Finished



IpswichProfessional
Race 5: TEMPUS TWO BENCHMARK 65 Handicap - 1700m
21 January 2026 - 15:58
Track Rating: Good 4, Weather: Fine, Rail Position: +7m Entire



Section	Overall	1600m	1400m	1200m	1000m	800m	600m	400m	200m				
Section Times	1:42.61 [1] (0:08.00)	1:34.61 [1] (0:12.29)	1:22.32 [3] (0:11.66)	1:10.66 [1] (0:12.12)	0:58.54 [1] (0:12.00)	0:46.54 [1] (0:11.67)	0:34.87 [1] (0:11.45)	0:23.42 [1] (0:11.48)	0:11.94 [1] (0:11.94)				
Average Speed [km/h]	44.9	58.8	61.2	59.3	59.8	61.3	62.7	62.3	60.2				
Top Speed [km/h]	59.1	63.2	63.5	59.7	60.6	62.1	63.3	62.5	61.9				
Avg. Dist. to Rail [m]	9.4	1.0	1.5	1.3	1.0	0.9	1.1	1.6	1.9				
Avg. Stride Freq. [Hz]	2.3	2.4	2.5	2.4	2.4	2.4	2.5	2.5	2.4				
Avg. Stride Length [m]	5.0	6.5	6.7	6.8	6.8	6.7	6.4	7.0	6.9				





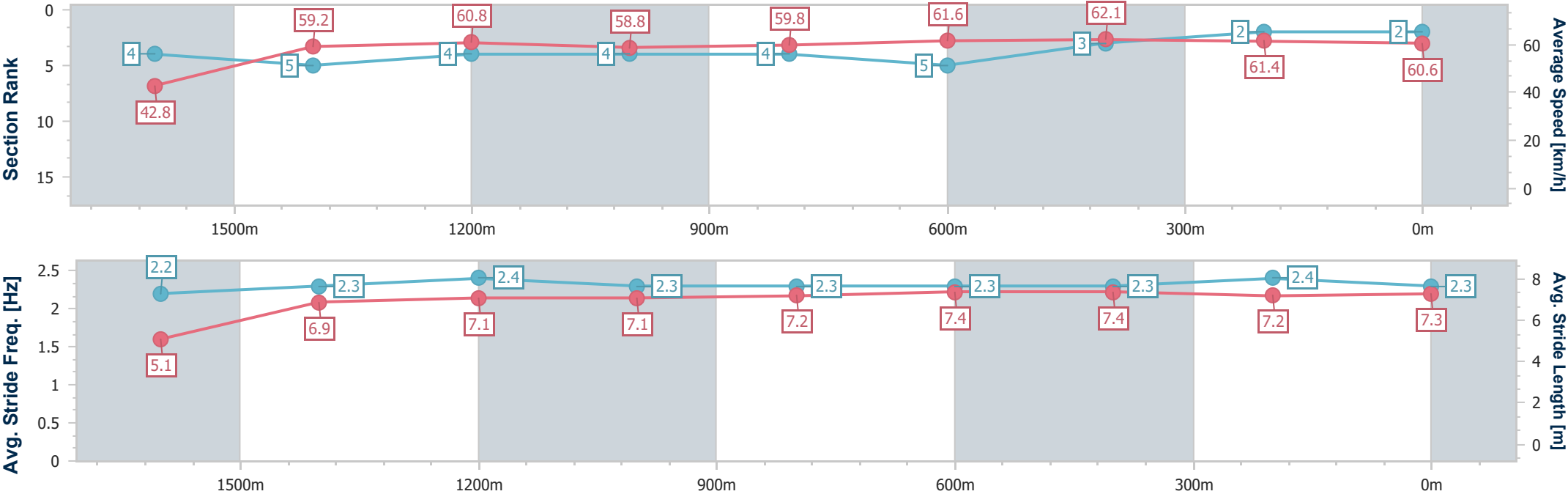
Horse/Jockey Name	San Jose Boy
Final Rank	2
Fastest Section Time (Section)	0:08.39 (Overall)
Top Speed [km/h] (Section)	63.1 (600m)
Race State	Finished



IpswichProfessional
Race 5: TEMPUS TWO BENCHMARK 65 Handicap - 1700m
21 January 2026 - 15:58
Track Rating: Good 4, Weather: Fine, Rail Position: +7m Entire



Section	Overall	1600m	1400m	1200m	1000m	800m	600m	400m	200m				
Section Times	1:43.10 [2] (0:08.39)	1:34.71 [4] (0:12.16)	1:22.55 [5] (0:11.78)	1:10.77 [4] (0:12.17)	0:58.60 [4] (0:12.01)	0:46.59 [4] (0:11.61)	0:34.98 [5] (0:11.49)	0:23.49 [3] (0:11.59)	0:11.90 [2] (0:11.90)				
Average Speed [km/h]	42.8	59.2	60.8	58.8	59.8	61.6	62.1	61.4	60.6				
Top Speed [km/h]	56.7	60.9	62.0	59.4	61.0	62.6	63.1	62.2	61.8				
Avg. Dist. to Rail [m]	2.7	0.9	0.9	1.1	1.3	2.0	2.2	1.6	0.4				
Avg. Stride Freq. [Hz]	2.2	2.3	2.4	2.3	2.3	2.3	2.3	2.4	2.3				
Avg. Stride Length [m]	5.1	6.9	7.1	7.1	7.2	7.4	7.4	7.2	7.3				





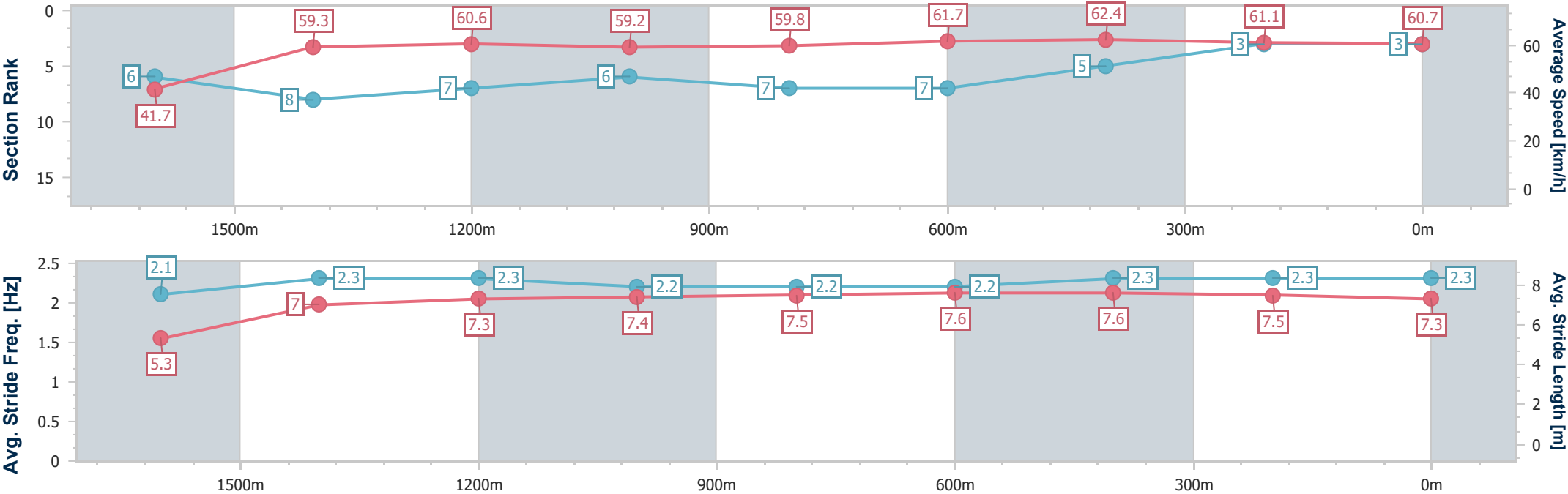
Horse/Jockey Name	Sacred Bull
Final Rank	3
Fastest Section Time (Section)	0:08.67 (Overall)
Top Speed [km/h] (Section)	63.1 (600m)
Race State	Finished



IpswichProfessional
Race 5: TEMPUS TWO BENCHMARK 65 Handicap - 1700m
21 January 2026 - 15:58
Track Rating: Good 4, Weather: Fine, Rail Position: +7m Entire



Section	Overall	1600m	1400m	1200m	1000m	800m	600m	400m	200m				
Section Times	1:43.34 [3] (0:08.67)	1:34.67 [6] (0:12.14)	1:22.53 [8] (0:11.81)	1:10.72 [7] (0:12.17)	0:58.55 [6] (0:11.98)	0:46.57 [7] (0:11.55)	0:35.02 [7] (0:11.44)	0:23.58 [5] (0:11.67)	0:11.91 [3] (0:11.91)				
Average Speed [km/h]	41.7	59.3	60.6	59.2	59.8	61.7	62.4	61.1	60.7				
Top Speed [km/h]	56.2	61.6	62.7	60.8	61.2	62.7	63.1	62.3	61.9				
Avg. Dist. to Rail [m]	1.7	0.9	0.9	0.8	1.4	2.5	2.6	1.7	0.4				
Avg. Stride Freq. [Hz]	2.1	2.3	2.3	2.2	2.2	2.2	2.3	2.3	2.3				
Avg. Stride Length [m]	5.3	7.0	7.3	7.4	7.5	7.6	7.6	7.5	7.3				





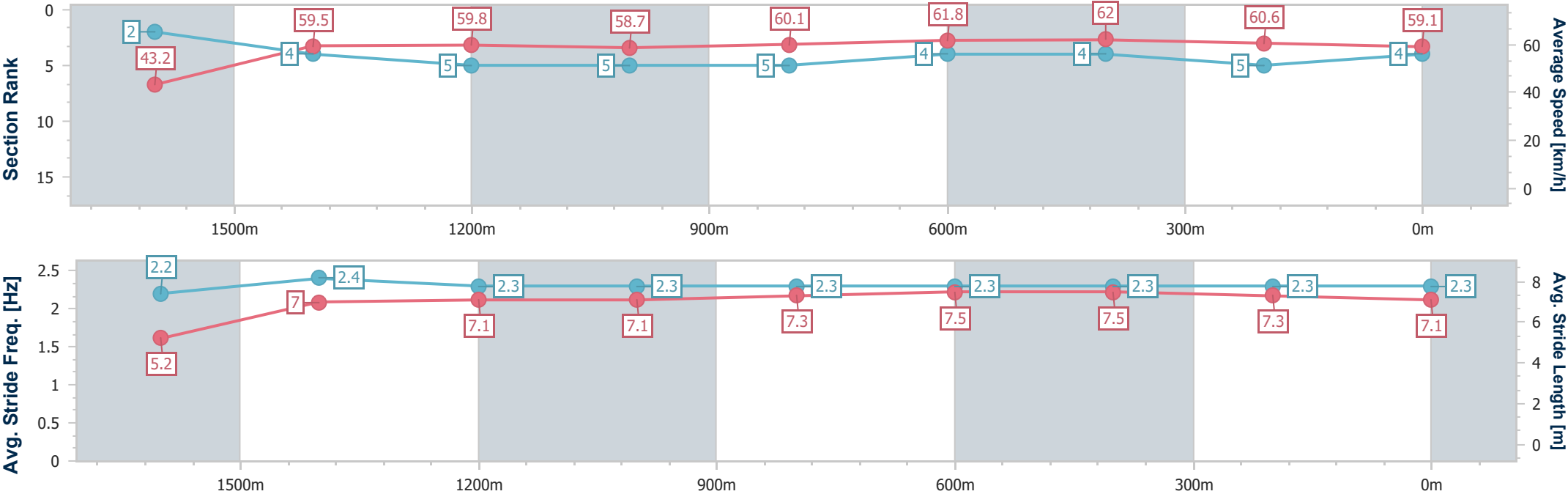
Horse/Jockey Name	The Catch
Final Rank	4
Fastest Section Time (Section)	0:08.35 (Overall)
Top Speed [km/h] (Section)	62.8 (600m)
Race State	Finished



IpswichProfessional
Race 5: TEMPUS TWO BENCHMARK 65 Handicap - 1700m
21 January 2026 - 15:58
Track Rating: Good 4, Weather: Fine, Rail Position: +7m Entire



Section	Overall	1600m	1400m	1200m	1000m	800m	600m	400m	200m				
Section Times	1:43.78 [4] (0:08.35)	1:35.43 [2] (0:12.07)	1:23.36 [4] (0:11.98)	1:11.38 [5] (0:12.21)	0:59.17 [5] (0:11.94)	0:47.23 [5] (0:11.56)	0:35.67 [4] (0:11.57)	0:24.10 [4] (0:11.87)	0:12.23 [5] (0:12.23)				
Average Speed [km/h]	43.2	59.5	59.8	58.7	60.1	61.8	62.0	60.6	59.1				
Top Speed [km/h]	56.3	61.5	62.1	59.3	60.9	62.7	62.8	61.8	62.4				
Avg. Dist. to Rail [m]	3.4	0.5	1.2	1.5	1.6	1.6	1.0	0.7	2.7				
Avg. Stride Freq. [Hz]	2.2	2.4	2.3	2.3	2.3	2.3	2.3	2.3	2.3				
Avg. Stride Length [m]	5.2	7.0	7.1	7.1	7.3	7.5	7.5	7.3	7.1				





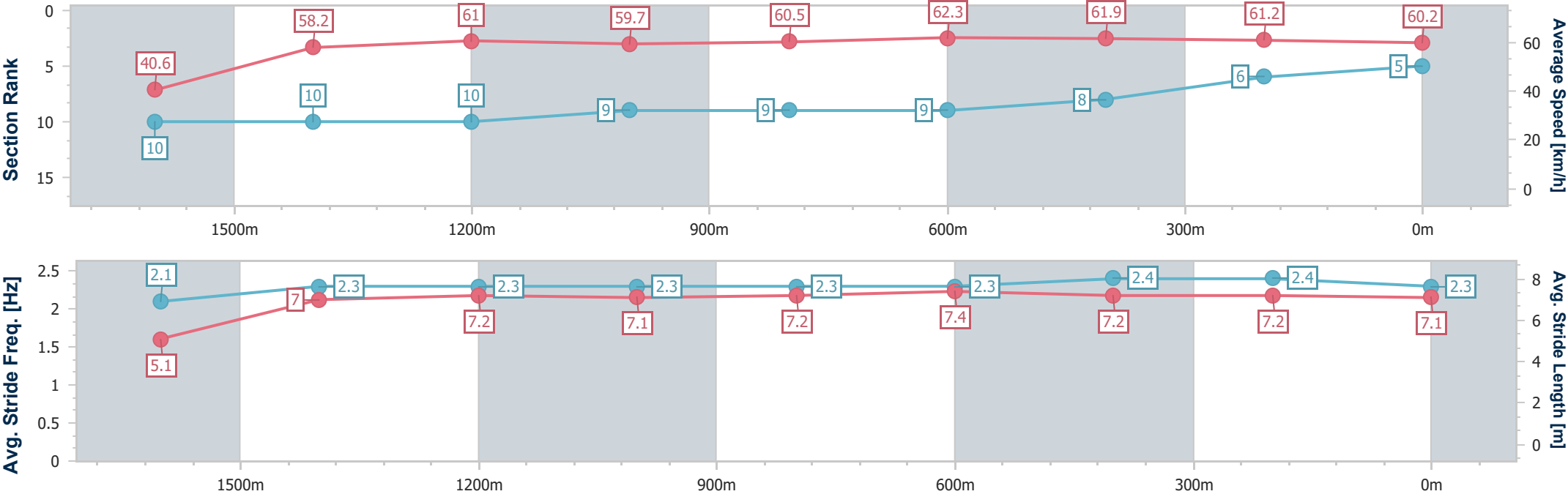
Horse/Jockey Name	Likeabeel
Final Rank	5
Fastest Section Time (Section)	0:08.90 (Overall)
Top Speed [km/h] (Section)	62.6 (800m)
Race State	Finished



IpswichProfessional
Race 5: TEMPUS TWO BENCHMARK 65 Handicap - 1700m
21 January 2026 - 15:58
Track Rating: Good 4, Weather: Fine, Rail Position: +7m Entire



Section	Overall	1600m	1400m	1200m	1000m	800m	600m	400m	200m				
Section Times	1:43.79 [5] (0:08.90)	1:34.89 [10] (0:12.37)	1:22.52 [10] (0:11.82)	1:10.70 [10] (0:12.02)	0:58.68 [9] (0:11.84)	0:46.84 [9] (0:11.57)	0:35.27 [9] (0:11.54)	0:23.73 [8] (0:11.70)	0:12.03 [6] (0:12.03)				
Average Speed [km/h]	40.6	58.2	61.0	59.7	60.5	62.3	61.9	61.2	60.2				
Top Speed [km/h]	54.2	60.7	61.3	60.8	61.5	62.6	62.6	61.6	61.2				
Avg. Dist. to Rail [m]	6.9	0.9	0.7	0.6	0.7	0.7	1.0	1.1	1.5				
Avg. Stride Freq. [Hz]	2.1	2.3	2.3	2.3	2.3	2.3	2.4	2.4	2.3				
Avg. Stride Length [m]	5.1	7.0	7.2	7.1	7.2	7.4	7.2	7.2	7.1				





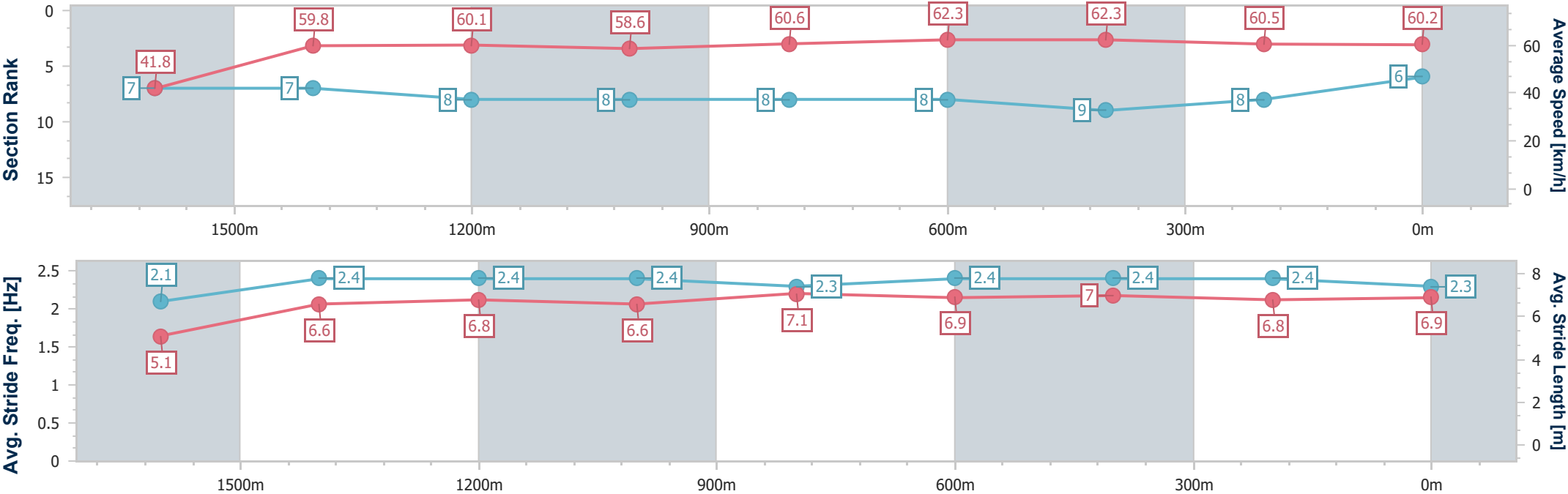
Horse/Jockey Name	Expectant
Final Rank	6
Fastest Section Time (Section)	0:08.67 (Overall)
Top Speed [km/h] (Section)	63.4 (800m)
Race State	Finished



IpswichProfessional
Race 5: TEMPUS TWO BENCHMARK 65 Handicap - 1700m
21 January 2026 - 15:58
Track Rating: Good 4, Weather: Fine, Rail Position: +7m Entire



Section	Overall	1600m	1400m	1200m	1000m	800m	600m	400m	200m				
Section Times	1:43.99 [6] (0:08.67)	1:35.32 [7] (0:12.03)	1:23.29 [7] (0:12.00)	1:11.29 [8] (0:12.32)	0:58.97 [8] (0:11.87)	0:47.10 [8] (0:11.56)	0:35.54 [8] (0:11.62)	0:23.92 [9] (0:11.92)	0:12.00 [8] (0:12.00)				
Average Speed [km/h]	41.8	59.8	60.1	58.6	60.6	62.3	62.3	60.5	60.2				
Top Speed [km/h]	57.5	62.1	60.8	60.3	62.6	63.4	63.0	61.3	60.8				
Avg. Dist. to Rail [m]	4.0	0.4	0.4	0.6	0.4	0.3	0.5	1.9	3.6				
Avg. Stride Freq. [Hz]	2.1	2.4	2.4	2.4	2.3	2.4	2.4	2.4	2.3				
Avg. Stride Length [m]	5.1	6.6	6.8	6.6	7.1	6.9	7.0	6.8	6.9				





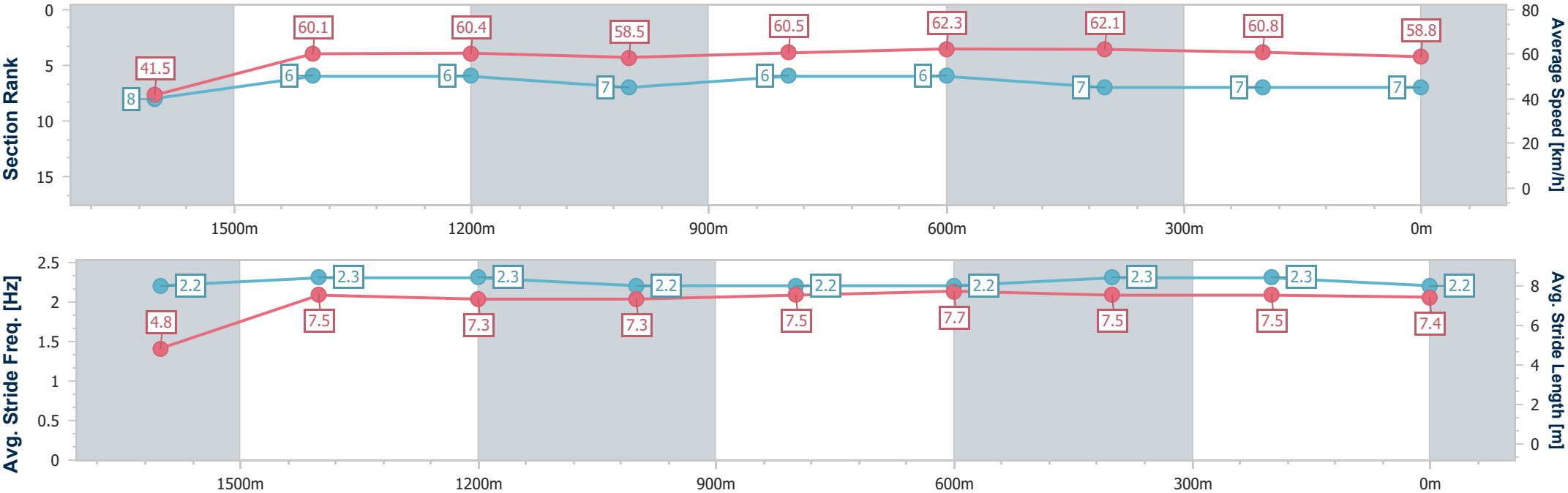
Horse/Jockey Name	Toba
Final Rank	7
Fastest Section Time (Section)	0:08.70 (Overall)
Top Speed [km/h] (Section)	68.0 (1600m)
Race State	Finished



IpswichProfessional
Race 5: TEMPUS TWO BENCHMARK 65 Handicap - 1700m
21 January 2026 - 15:58
Track Rating: Good 4, Weather: Fine, Rail Position: +7m Entire



Section	Overall	1600m	1400m	1200m	1000m	800m	600m	400m	200m				
Section Times	1:44.09 [7] (0:08.70)	1:35.39 [8] (0:11.99)	1:23.40 [6] (0:11.91)	1:11.49 [6] (0:12.22)	0:59.27 [7] (0:11.87)	0:47.40 [6] (0:11.54)	0:35.86 [6] (0:11.66)	0:24.20 [7] (0:11.89)	0:12.31 [7] (0:12.31)				
Average Speed [km/h]	41.5	60.1	60.4	58.5	60.5	62.3	62.1	60.8	58.8				
Top Speed [km/h]	56.6	68.0	62.4	59.7	62.0	63.1	62.6	62.2	59.8				
Avg. Dist. to Rail [m]	5.9	0.9	0.9	1.3	0.8	0.2	0.6	1.0	1.3				
Avg. Stride Freq. [Hz]	2.2	2.3	2.3	2.2	2.2	2.2	2.3	2.3	2.2				
Avg. Stride Length [m]	4.8	7.5	7.3	7.3	7.5	7.7	7.5	7.5	7.4				





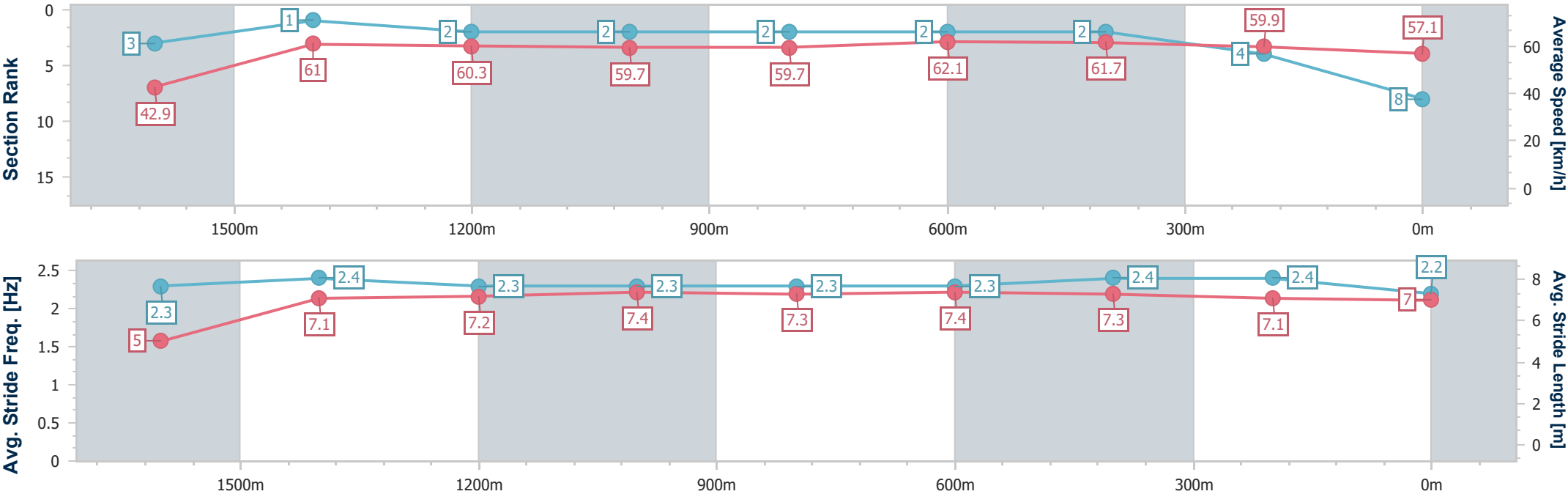
Horse/Jockey Name	Yukanuma
Final Rank	8
Fastest Section Time (Section)	0:08.39 (Overall)
Top Speed [km/h] (Section)	64.0 (1600m)
Race State	Finished



IpswichProfessional
Race 5: TEMPUS TWO BENCHMARK 65 Handicap - 1700m
21 January 2026 - 15:58
Track Rating: Good 4, Weather: Fine, Rail Position: +7m Entire



Section	Overall	1600m	1400m	1200m	1000m	800m	600m	400m	200m				
Section Times	1:44.11 [8] (0:08.39)	1:35.72 [3] (0:11.81)	1:23.91 [1] (0:11.97)	1:11.94 [2] (0:12.12)	0:59.82 [2] (0:12.04)	0:47.78 [2] (0:11.58)	0:36.20 [2] (0:11.58)	0:24.62 [2] (0:12.01)	0:12.61 [4] (0:12.61)				
Average Speed [km/h]	42.9	61.0	60.3	59.7	59.7	62.1	61.7	59.9	57.1				
Top Speed [km/h]	55.8	64.0	62.6	60.3	61.1	62.6	62.7	62.1	59.1				
Avg. Dist. to Rail [m]	5.2	1.1	0.9	0.6	0.3	0.9	1.4	0.7	1.2				
Avg. Stride Freq. [Hz]	2.3	2.4	2.3	2.3	2.3	2.3	2.4	2.4	2.2				
Avg. Stride Length [m]	5.0	7.1	7.2	7.4	7.3	7.4	7.3	7.1	7.0				





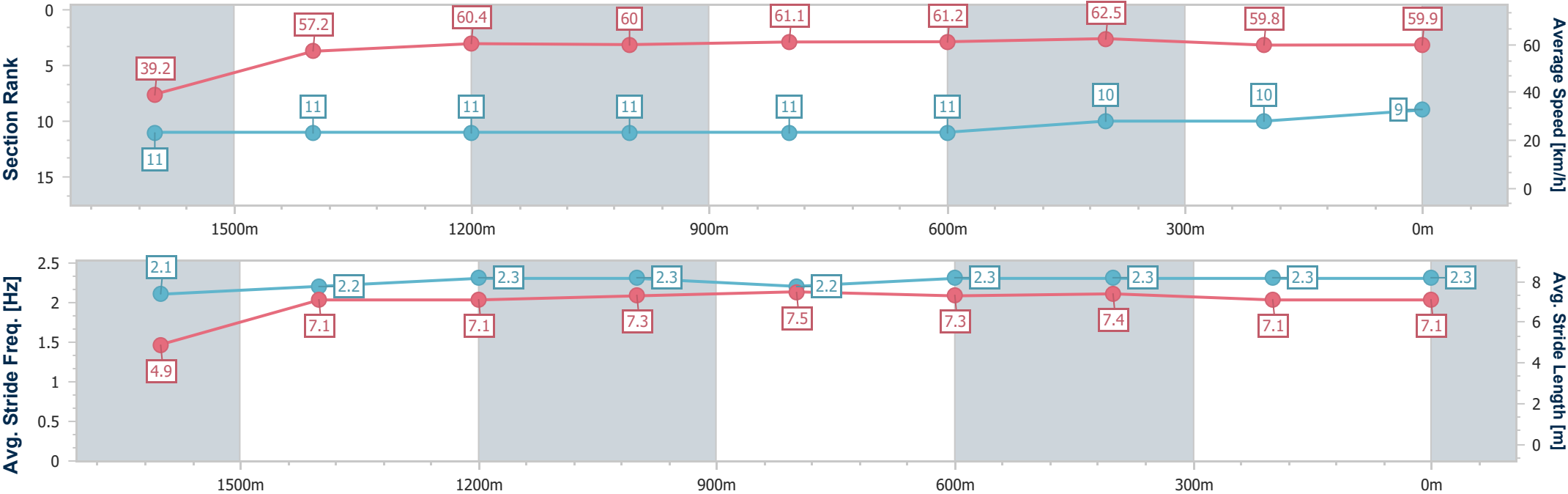
Horse/Jockey Name	Kiptanui
Final Rank	9
Fastest Section Time (Section)	0:09.15 (Overall)
Top Speed [km/h] (Section)	63.6 (600m)
Race State	Finished



IpswichProfessional
Race 5: TEMPUS TWO BENCHMARK 65 Handicap - 1700m
21 January 2026 - 15:58
Track Rating: Good 4, Weather: Fine, Rail Position: +7m Entire



Section	Overall	1600m	1400m	1200m	1000m	800m	600m	400m	200m				
Section Times	1:44.57 [9] (0:09.15)	1:35.42 [11] (0:12.63)	1:22.79 [11] (0:11.88)	1:10.91 [11] (0:11.97)	0:58.94 [11] (0:11.81)	0:47.13 [11] (0:11.65)	0:35.48 [11] (0:11.47)	0:24.01 [10] (0:11.92)	0:12.09 [10] (0:12.09)				
Average Speed [km/h]	39.2	57.2	60.4	60.0	61.1	61.2	62.5	59.8	59.9				
Top Speed [km/h]	51.7	59.7	61.6	61.6	61.8	62.6	63.6	60.9	60.8				
Avg. Dist. to Rail [m]	5.4	0.6	0.2	0.3	0.7	1.2	1.6	1.7	0.6				
Avg. Stride Freq. [Hz]	2.1	2.2	2.3	2.3	2.2	2.3	2.3	2.3	2.3				
Avg. Stride Length [m]	4.9	7.1	7.1	7.3	7.5	7.3	7.4	7.1	7.1				





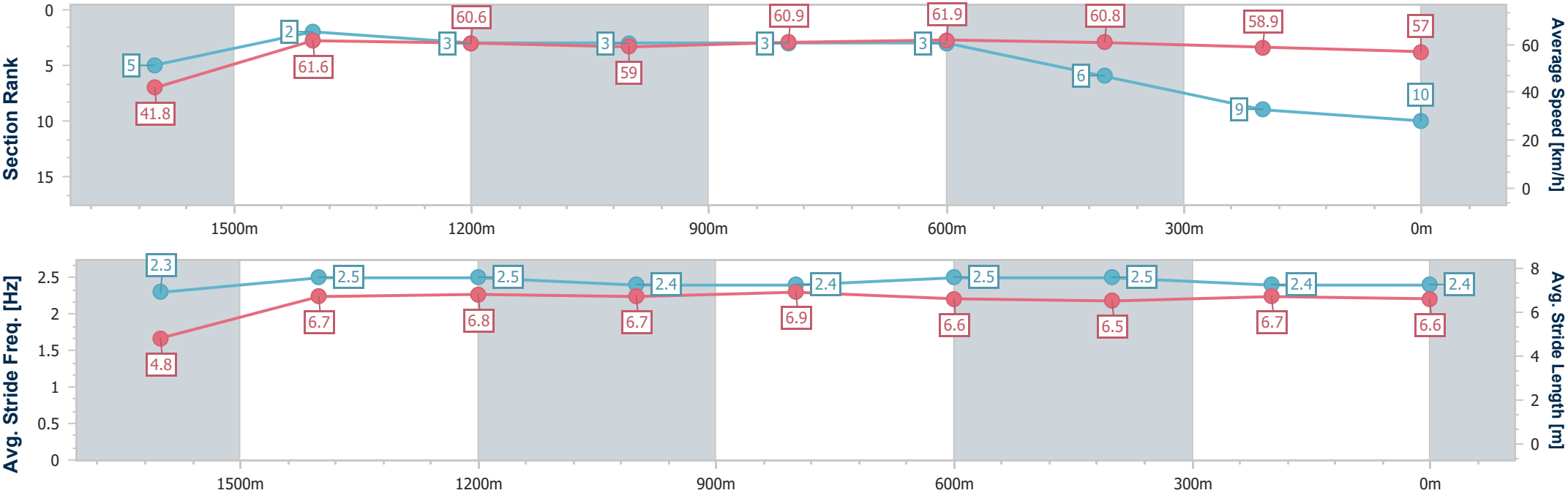
Horse/Jockey Name	Wanda's Outlaw
Final Rank	10
Fastest Section Time (Section)	0:08.60 (Overall)
Top Speed [km/h] (Section)	63.5 (1600m)
Race State	Finished



IpswichProfessional
Race 5: TEMPUS TWO BENCHMARK 65 Handicap - 1700m
21 January 2026 - 15:58
Track Rating: Good 4, Weather: Fine, Rail Position: +7m Entire



Section	Overall	1600m	1400m	1200m	1000m	800m	600m	400m	200m				
Section Times	1:44.73 [10] (0:08.60)	1:36.13 [5] (0:11.67)	1:24.46 [2] (0:12.02)	1:12.44 [3] (0:12.19)	1:00.25 [3] (0:11.89)	0:48.36 [3] (0:11.64)	0:36.72 [3] (0:11.86)	0:24.86 [6] (0:12.16)	0:12.70 [9] (0:12.70)				
Average Speed [km/h]	41.8	61.6	60.6	59.0	60.9	61.9	60.8	58.9	57.0				
Top Speed [km/h]	58.7	63.5	62.3	60.0	62.3	62.4	62.4	60.1	59.0				
Avg. Dist. to Rail [m]	9.2	2.0	1.3	1.0	0.8	0.3	0.3	0.4	0.8				
Avg. Stride Freq. [Hz]	2.3	2.5	2.5	2.4	2.4	2.5	2.5	2.4	2.4				
Avg. Stride Length [m]	4.8	6.7	6.8	6.7	6.9	6.6	6.5	6.7	6.6				





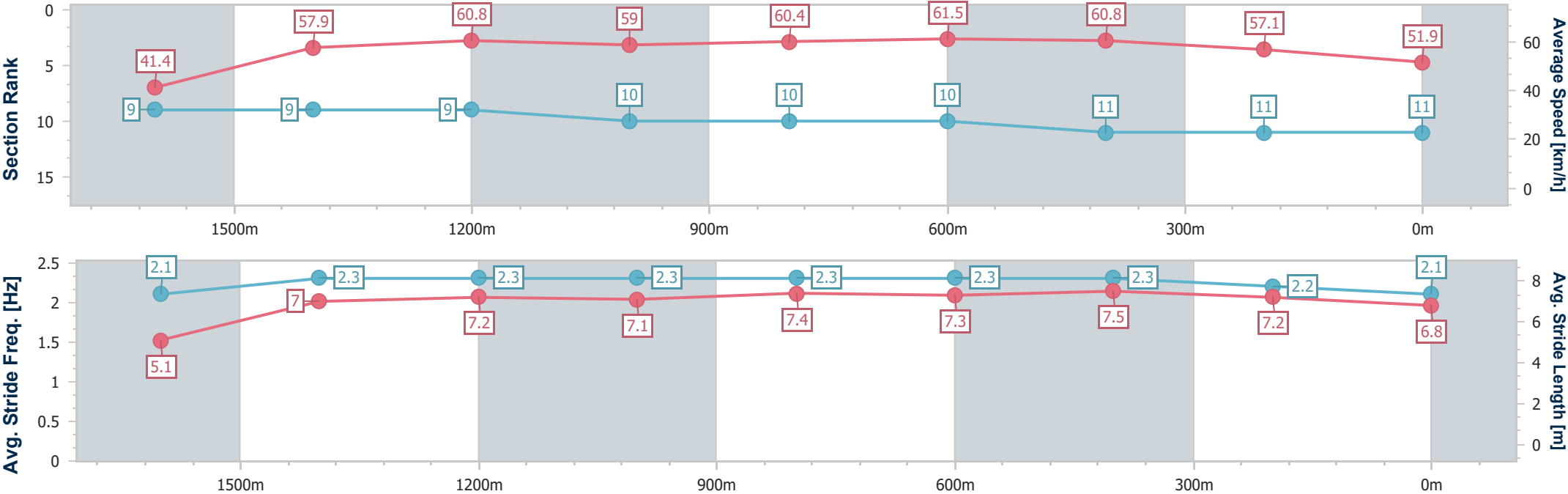
Horse/Jockey Name	Luconi
Final Rank	11
Fastest Section Time (Section)	0:08.73 (Overall)
Top Speed [km/h] (Section)	62.1 (800m)
Race State	Finished



IpswichProfessional
Race 5: TEMPUS TWO BENCHMARK 65 Handicap - 1700m
21 January 2026 - 15:58
Track Rating: Good 4, Weather: Fine, Rail Position: +7m Entire



Section	Overall	1600m	1400m	1200m	1000m	800m	600m	400m	200m				
Section Times	1:47.35 [11] (0:08.73)	1:38.62 [9] (0:12.46)	1:26.16 [9] (0:11.87)	1:14.29 [9] (0:12.24)	1:02.05 [10] (0:11.95)	0:50.10 [10] (0:11.72)	0:38.38 [10] (0:11.85)	0:26.53 [11] (0:12.57)	0:13.96 [11] (0:13.96)				
Average Speed [km/h]	41.4	57.9	60.8	59.0	60.4	61.5	60.8	57.1	51.9				
Top Speed [km/h]	54.6	60.6	61.9	61.2	62.1	62.1	62.0	59.0	56.1				
Avg. Dist. to Rail [m]	8.3	1.1	0.7	0.6	0.7	0.4	0.4	0.6	1.6				
Avg. Stride Freq. [Hz]	2.1	2.3	2.3	2.3	2.3	2.3	2.3	2.2	2.1				
Avg. Stride Length [m]	5.1	7.0	7.2	7.1	7.4	7.3	7.5	7.2	6.8				



Track Rating: Good 4, Weather: Fine, Rail Position: +7m Entire

Section						Overall	1000m	800m	600m	400m	200m	Last 600m	
Field Times						1:09.61 (0:13.19)	0:56.42 (0:10.85)	0:45.57 (0:11.14)	0:34.43 (0:11.34)	0:23.09 (0:11.24)	0:11.85 (0:11.85)	0:34.43	
Rank	TAB	Horse/Jockey	Barrier	Top Speed [km/h]	Fastest Section							Margin	Distance Travelled [m]
1	9	BOLD BIDDER	6	66.8	0:10.85	1:09.61 [1]	0:56.42 [1]	0:45.57 [1]	0:34.43 [1]	0:23.09 [1]	0:11.85 [1]	1:09.61	0:34.43
		Kyle Wilson-Taylor		1000m	1000m	(0:13.19)	(0:10.85)	(0:11.14)	(0:11.34)	(0:11.24)	(0:11.85)		
2	13	THE STARS	8	65.8	0:11.05	1:09.83 [2]	0:56.06 [7]	0:44.91 [8]	0:33.64 [8]	0:22.47 [8]	0:11.42 [8]	1.28L	0:33.64 +4
		Damien Thornton		400m	400m	(0:13.77)	(0:11.15)	(0:11.27)	(0:11.17)	(0:11.05)	(0:11.42)		
3	6	LUMENS LENNY	10	67.7	0:10.84	1:09.91 [3]	0:56.69 [2]	0:45.85 [2]	0:34.60 [2]	0:23.29 [2]	0:11.91 [2]	1.74L	0:34.60 +5
		Boris Thornton		1000m	1000m	(0:13.22)	(0:10.84)	(0:11.25)	(0:11.31)	(0:11.38)	(0:11.91)		
4	5	LIMERO	1	65.9	0:11.06	1:09.92 [4]	0:56.57 [4]	0:45.51 [4]	0:34.40 [4]	0:23.14 [3]	0:11.82 [3]	1.8L	0:34.40 +1
		Jasper Franklin		1000m	1000m	(0:13.35)	(0:11.06)	(0:11.11)	(0:11.26)	(0:11.32)	(0:11.82)		
5	8	BLUISH HUE	2	66.2	0:11.07	1:09.99 [5]	0:56.61 [5]	0:45.54 [5]	0:34.23 [5]	0:22.93 [5]	0:11.64 [6]	2.2L	0:34.23 +4
		Les Tilley		1000m	1000m	(0:13.38)	(0:11.07)	(0:11.31)	(0:11.30)	(0:11.29)	(0:11.64)		
6	12	JUKEBOX IN SIBERIA	4	67.5	0:10.96	1:10.09 [6]	0:56.29 [8]	0:45.33 [7]	0:34.19 [6]	0:22.98 [6]	0:11.73 [7]	2.84L	0:34.19 +1
		Bella Youngberry		Overall	1000m	(0:13.80)	(0:10.96)	(0:11.14)	(0:11.21)	(0:11.25)	(0:11.73)		
7	3	BELIEVE IN ANGELS	3	68.0	0:11.00	1:10.21 [7]	0:56.95 [3]	0:45.95 [3]	0:34.69 [3]	0:23.36 [4]	0:11.92 [4]	3.54L	0:34.69 +4
		Ben Thompson		Overall	1000m	(0:13.26)	(0:11.00)	(0:11.26)	(0:11.33)	(0:11.44)	(0:11.92)		
8	10	LIGHTNING STRIKES	7	66.8	0:11.06	1:10.25 [8]	0:56.64 [6]	0:45.58 [6]	0:34.27 [7]	0:23.11 [7]	0:11.93 [5]	3.73L	0:34.27 +5
		Adin Thompson		400m	1000m	(0:13.61)	(0:11.06)	(0:11.31)	(0:11.16)	(0:11.18)	(0:11.93)		
9	15	RESOLUTE LADY	9	65.1	0:11.21	1:10.92 [9]	0:57.03 [9]	0:45.76 [10]	0:34.44 [10]	0:23.23 [10]	0:11.88 [9]	7.71L	0:34.44 +4
		Cejay Graham		1000m	600m	(0:13.89)	(0:11.27)	(0:11.32)	(0:11.21)	(0:11.35)	(0:11.88)		
10	17	PROMETIO MAS	5	67.8	0:11.03	1:11.18 [10]	0:57.19 [10]	0:46.16 [9]	0:34.96 [9]	0:23.56 [9]	0:12.04 [10]	9.22L	0:34.96 +2
		Fred Larson		1000m	1000m	(0:13.99)	(0:11.03)	(0:11.20)	(0:11.40)	(0:11.52)	(0:12.04)		

Scratched: Simply Excels (#1), Capital Diva (#11), Heavenly Love (#4), The Hamo (#2), Tomba (#7), For Better (#14), Zavega (#16)



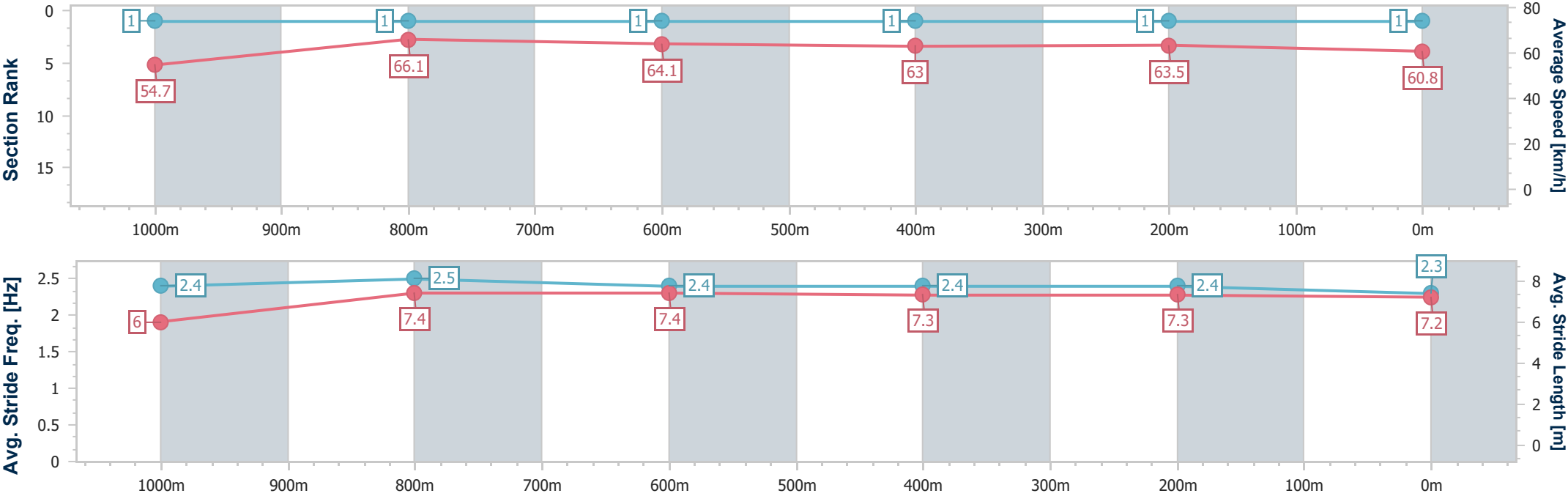
Horse/Jockey Name	Bold Bidder
Final Rank	1
Fastest Section Time (Section)	0:10.85 (1000m)
Top Speed [km/h] (Section)	66.8 (1000m)
Race State	Finished



IpswichProfessional
Race 6: SEVEN NEWS Class 2 Handicap - 1200m
21 January 2026 - 16:33
Track Rating: Good 4, Weather: Fine, Rail Position: +7m Entire



Section	Overall	1000m	800m	600m	400m	200m							
Section Times	1:09.61 [1] (0:13.19)	0:56.42 [1] (0:10.85)	0:45.57 [1] (0:11.14)	0:34.43 [1] (0:11.34)	0:23.09 [1] (0:11.24)	0:11.85 [1] (0:11.85)							
Average Speed [km/h]	54.7	66.1	64.1	63.0	63.5	60.8							
Top Speed [km/h]	66.1	66.8	65.5	64.6	64.5	64.0							
Avg. Dist. to Rail [m]	5.0	1.4	2.1	1.6	1.7	1.3							
Avg. Stride Freq. [Hz]	2.4	2.5	2.4	2.4	2.4	2.3							
Avg. Stride Length [m]	6.0	7.4	7.4	7.3	7.3	7.2							





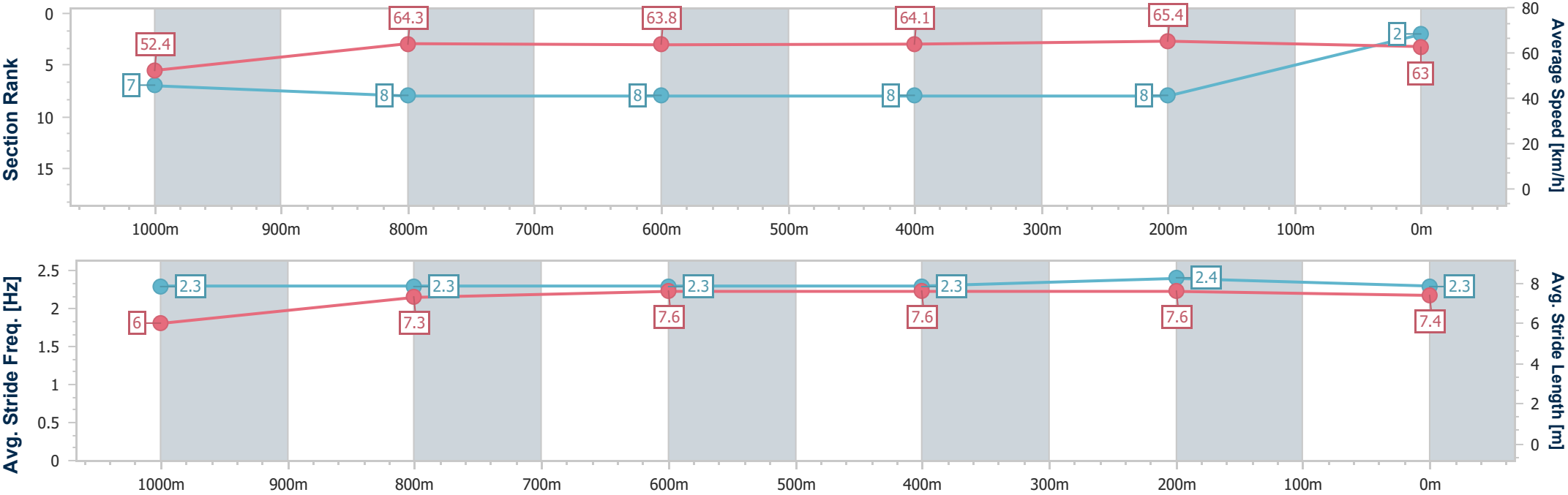
Horse/Jockey Name	The Stars
Final Rank	2
Fastest Section Time (Section)	0:11.05 (400m)
Top Speed [km/h] (Section)	65.8 (400m)
Race State	Finished



IpswichProfessional
Race 6: SEVEN NEWS Class 2 Handicap - 1200m
21 January 2026 - 16:33
Track Rating: Good 4, Weather: Fine, Rail Position: +7m Entire



Section	Overall	1000m	800m	600m	400m	200m							
Section Times	1:09.83 [2] (0:13.77)	0:56.06 [7] (0:11.15)	0:44.91 [8] (0:11.27)	0:33.64 [8] (0:11.17)	0:22.47 [8] (0:11.05)	0:11.42 [8] (0:11.42)							
Average Speed [km/h]	52.4	64.3	63.8	64.1	65.4	63.0							
Top Speed [km/h]	65.0	65.3	64.5	65.4	65.8	64.8							
Avg. Dist. to Rail [m]	7.3	0.7	0.8	0.6	2.1	4.2							
Avg. Stride Freq. [Hz]	2.3	2.3	2.3	2.3	2.4	2.3							
Avg. Stride Length [m]	6.0	7.3	7.6	7.6	7.6	7.4							





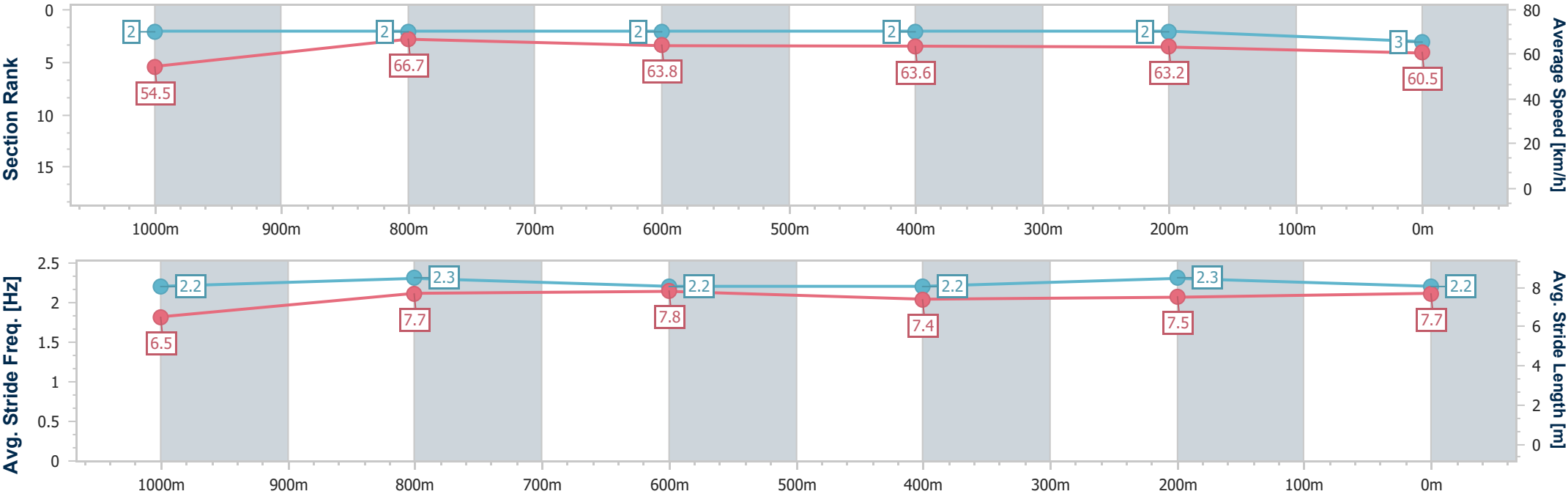
Horse/Jockey Name	Lumens Lenny
Final Rank	3
Fastest Section Time (Section)	0:10.84 (1000m)
Top Speed [km/h] (Section)	67.7 (1000m)
Race State	Finished



IpswichProfessional
Race 6: SEVEN NEWS Class 2 Handicap - 1200m
21 January 2026 - 16:33
Track Rating: Good 4, Weather: Fine, Rail Position: +7m Entire



Section	Overall	1000m	800m	600m	400m	200m							
Section Times	1:09.91 [3] (0:13.22)	0:56.69 [2] (0:10.84)	0:45.85 [2] (0:11.25)	0:34.60 [2] (0:11.31)	0:23.29 [2] (0:11.38)	0:11.91 [2] (0:11.91)							
Average Speed [km/h]	54.5	66.7	63.8	63.6	63.2	60.5							
Top Speed [km/h]	67.3	67.7	64.7	64.1	64.0	61.3							
Avg. Dist. to Rail [m]	8.1	1.8	0.8	0.4	0.3	0.6							
Avg. Stride Freq. [Hz]	2.2	2.3	2.2	2.2	2.3	2.2							
Avg. Stride Length [m]	6.5	7.7	7.8	7.4	7.5	7.7							





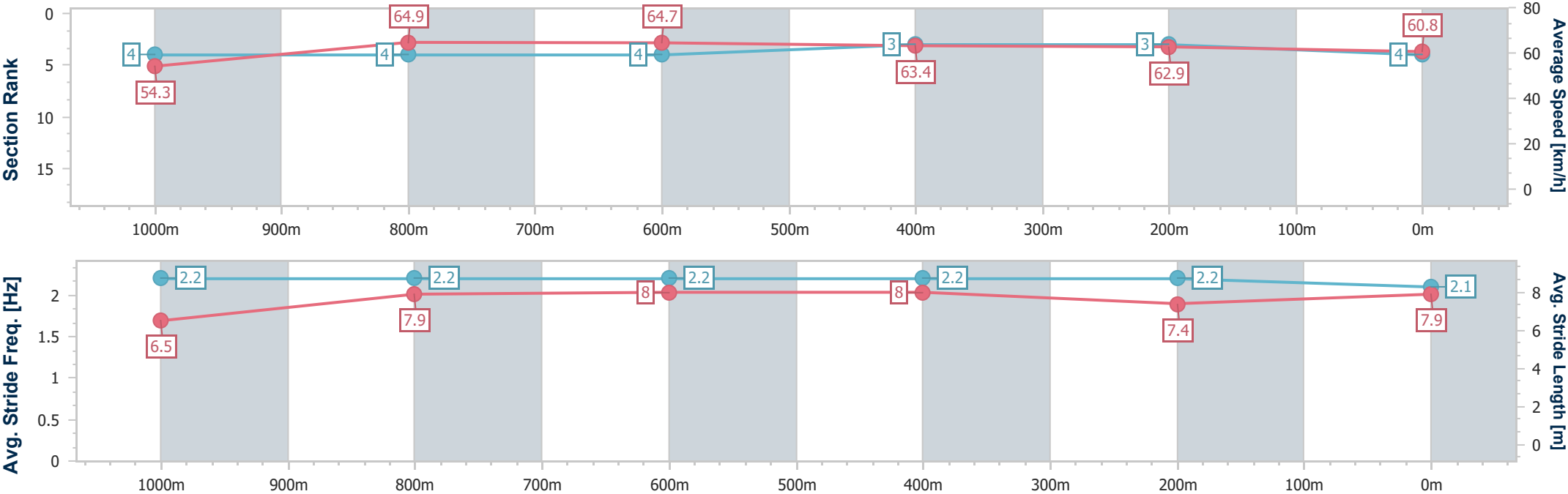
Horse/Jockey Name	Limero
Final Rank	4
Fastest Section Time (Section)	0:11.06 (1000m)
Top Speed [km/h] (Section)	65.9 (1000m)
Race State	Finished



IpswichProfessional
Race 6: SEVEN NEWS Class 2 Handicap - 1200m
21 January 2026 - 16:33
Track Rating: Good 4, Weather: Fine, Rail Position: +7m Entire



Section	Overall	1000m	800m	600m	400m	200m							
Section Times	1:09.92 [4] (0:13.35)	0:56.57 [4] (0:11.06)	0:45.51 [4] (0:11.11)	0:34.40 [4] (0:11.26)	0:23.14 [3] (0:11.32)	0:11.82 [3] (0:11.82)							
Average Speed [km/h]	54.3	64.9	64.7	63.4	62.9	60.8							
Top Speed [km/h]	65.2	65.9	65.2	64.6	63.6	62.9							
Avg. Dist. to Rail [m]	2.2	0.6	1.1	1.9	2.2	1.2							
Avg. Stride Freq. [Hz]	2.2	2.2	2.2	2.2	2.2	2.1							
Avg. Stride Length [m]	6.5	7.9	8.0	8.0	7.4	7.9							





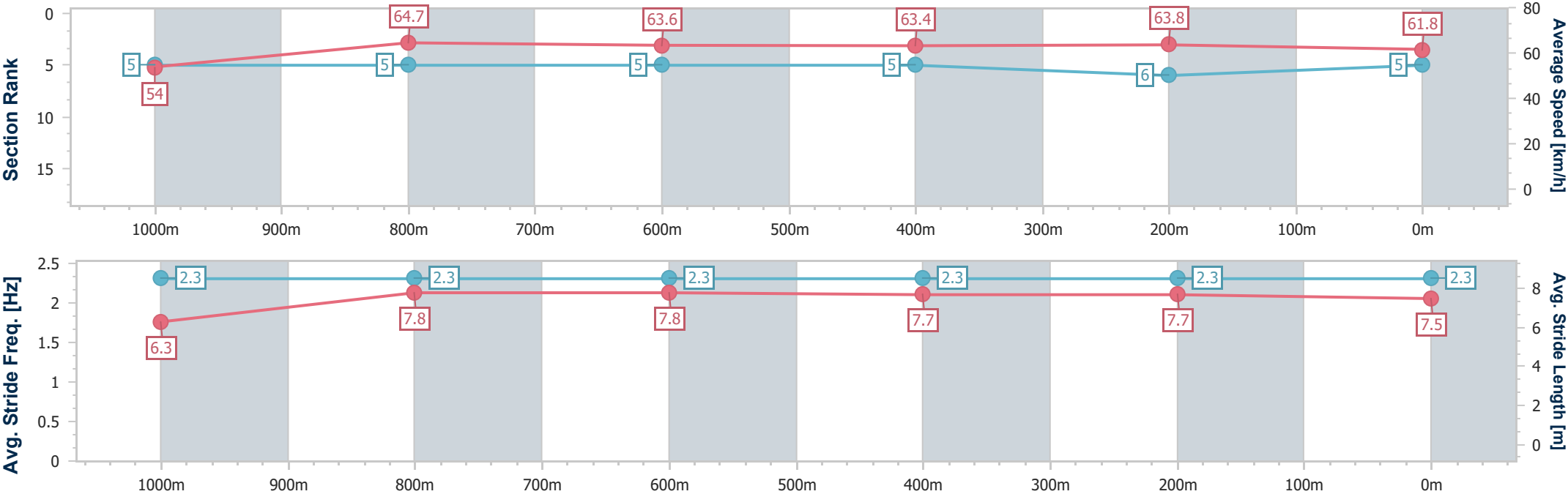
Horse/Jockey Name	Bluish Hue
Final Rank	5
Fastest Section Time (Section)	0:11.07 (1000m)
Top Speed [km/h] (Section)	66.2 (1000m)
Race State	Finished



IpswichProfessional
Race 6: SEVEN NEWS Class 2 Handicap - 1200m
21 January 2026 - 16:33
Track Rating: Good 4, Weather: Fine, Rail Position: +7m Entire



Section	Overall	1000m	800m	600m	400m	200m							
Section Times	1:09.99 [5] (0:13.38)	0:56.61 [5] (0:11.07)	0:45.54 [5] (0:11.31)	0:34.23 [5] (0:11.30)	0:22.93 [5] (0:11.29)	0:11.64 [6] (0:11.64)							
Average Speed [km/h]	54.0	64.7	63.6	63.4	63.8	61.8							
Top Speed [km/h]	65.7	66.2	64.2	64.2	64.4	64.2							
Avg. Dist. to Rail [m]	2.7	0.5	0.8	0.8	0.7	2.2							
Avg. Stride Freq. [Hz]	2.3	2.3	2.3	2.3	2.3	2.3							
Avg. Stride Length [m]	6.3	7.8	7.8	7.7	7.7	7.5							





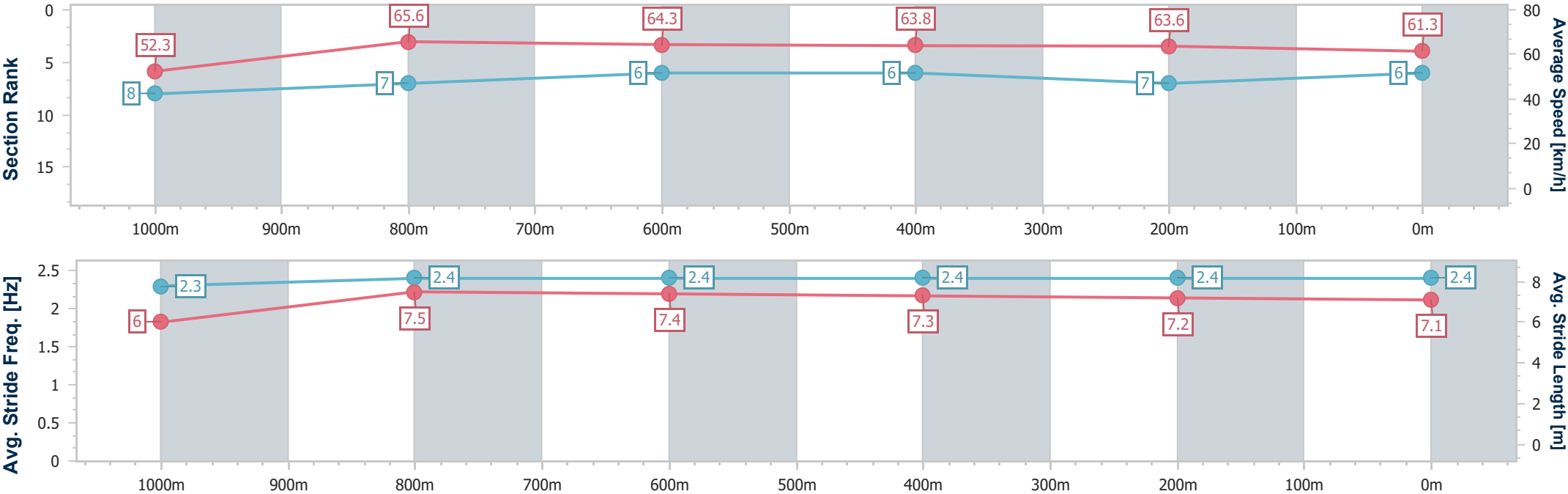
Horse/Jockey Name	Jukebox In Siberia
Final Rank	6
Fastest Section Time (Section)	0:10.96 (1000m)
Top Speed [km/h] (Section)	67.5 (Overall)
Race State	Finished



IpswichProfessional
Race 6: SEVEN NEWS Class 2 Handicap - 1200m
21 January 2026 - 16:33
Track Rating: Good 4, Weather: Fine, Rail Position: +7m Entire



Section	Overall	1000m	800m	600m	400m	200m							
Section Times	1:10.09 [6] (0:13.80)	0:56.29 [8] (0:10.96)	0:45.33 [7] (0:11.14)	0:34.19 [6] (0:11.21)	0:22.98 [6] (0:11.25)	0:11.73 [7] (0:11.73)							
Average Speed [km/h]	52.3	65.6	64.3	63.8	63.6	61.3							
Top Speed [km/h]	67.5	67.3	67.1	64.3	65.0	64.5							
Avg. Dist. to Rail [m]	4.8	0.5	1.1	1.5	1.4	0.8							
Avg. Stride Freq. [Hz]	2.3	2.4	2.4	2.4	2.4	2.4							
Avg. Stride Length [m]	6.0	7.5	7.4	7.3	7.2	7.1							





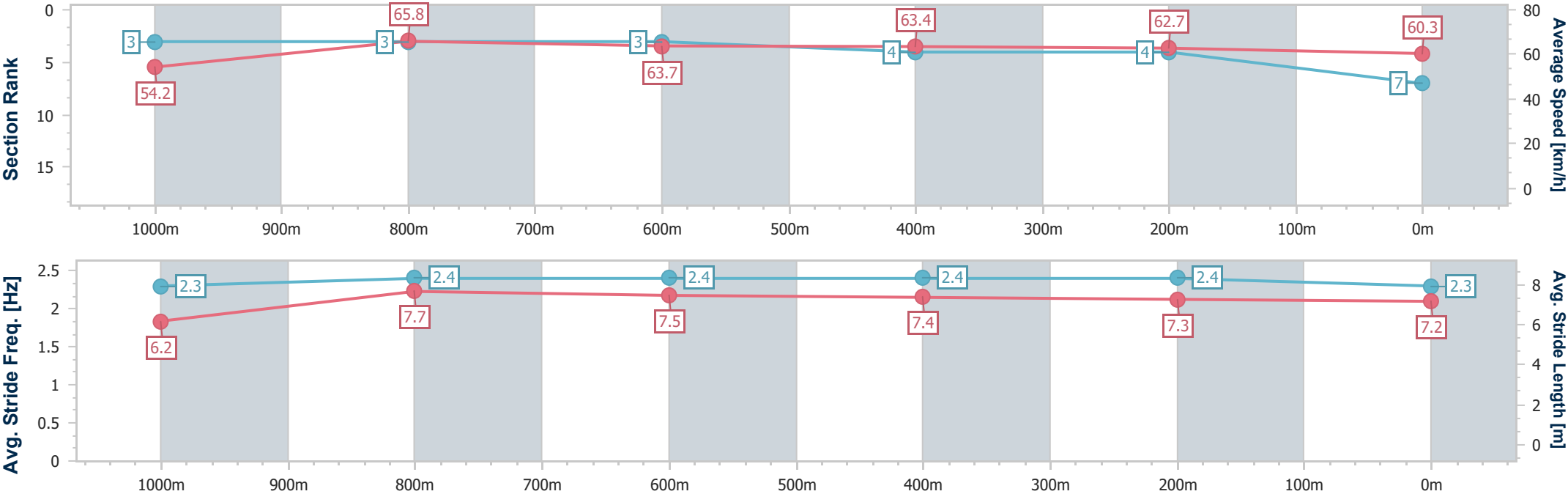
Horse/Jockey Name	Believe In Angels
Final Rank	7
Fastest Section Time (Section)	0:11.00 (1000m)
Top Speed [km/h] (Section)	68.0 (Overall)
Race State	Finished



IpswichProfessional
Race 6: SEVEN NEWS Class 2 Handicap - 1200m
21 January 2026 - 16:33
Track Rating: Good 4, Weather: Fine, Rail Position: +7m Entire



Section	Overall	1000m	800m	600m	400m	200m							
Section Times	1:10.21 [7] (0:13.26)	0:56.95 [3] (0:11.00)	0:45.95 [3] (0:11.26)	0:34.69 [3] (0:11.33)	0:23.36 [4] (0:11.44)	0:11.92 [4] (0:11.92)							
Average Speed [km/h]	54.2	65.8	63.7	63.4	62.7	60.3							
Top Speed [km/h]	68.0	68.0	64.3	63.9	63.3	62.3							
Avg. Dist. to Rail [m]	4.0	1.1	0.4	0.6	0.8	0.9							
Avg. Stride Freq. [Hz]	2.3	2.4	2.4	2.4	2.4	2.3							
Avg. Stride Length [m]	6.2	7.7	7.5	7.4	7.3	7.2							





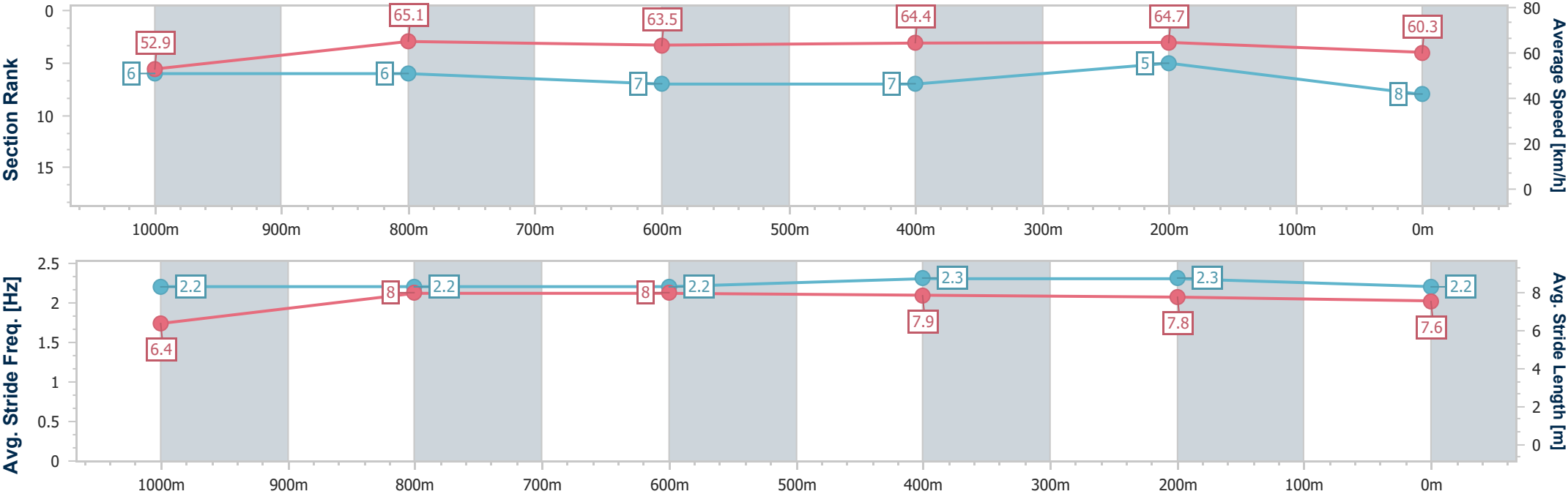
Horse/Jockey Name	Lightning Strikes
Final Rank	8
Fastest Section Time (Section)	0:11.06 (1000m)
Top Speed [km/h] (Section)	66.8 (400m)
Race State	Finished



IpswichProfessional
Race 6: SEVEN NEWS Class 2 Handicap - 1200m
21 January 2026 - 16:33
Track Rating: Good 4, Weather: Fine, Rail Position: +7m Entire



Section	Overall	1000m	800m	600m	400m	200m							
Section Times	1:10.25 [8] (0:13.61)	0:56.64 [6] (0:11.06)	0:45.58 [6] (0:11.31)	0:34.27 [7] (0:11.16)	0:23.11 [7] (0:11.18)	0:11.93 [5] (0:11.93)							
Average Speed [km/h]	52.9	65.1	63.5	64.4	64.7	60.3							
Top Speed [km/h]	66.3	66.6	64.2	65.6	66.8	62.4							
Avg. Dist. to Rail [m]	5.1	0.3	0.4	0.2	1.3	3.1							
Avg. Stride Freq. [Hz]	2.2	2.2	2.2	2.3	2.3	2.2							
Avg. Stride Length [m]	6.4	8.0	8.0	7.9	7.8	7.6							





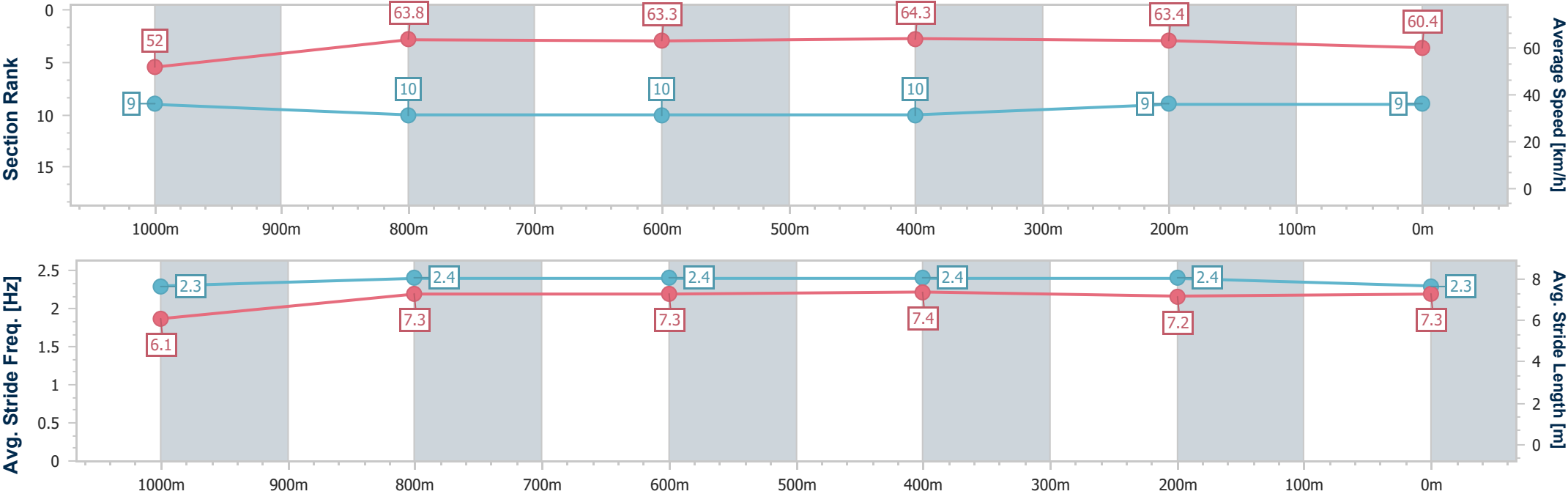
Horse/Jockey Name	Resolute Lady
Final Rank	9
Fastest Section Time (Section)	0:11.21 (600m)
Top Speed [km/h] (Section)	65.1 (1000m)
Race State	Finished



IpswichProfessional
Race 6: SEVEN NEWS Class 2 Handicap - 1200m
21 January 2026 - 16:33
Track Rating: Good 4, Weather: Fine, Rail Position: +7m Entire



Section	Overall	1000m	800m	600m	400m	200m								
Section Times	1:10.92 [9] (0:13.89)	0:57.03 [9] (0:11.27)	0:45.76 [10] (0:11.32)	0:34.44 [10] (0:11.21)	0:23.23 [10] (0:11.35)	0:11.88 [9] (0:11.88)								
Average Speed [km/h]	52.0	63.8	63.3	64.3	63.4	60.4								
Top Speed [km/h]	64.8	65.1	65.0	64.6	64.0	63.0								
Avg. Dist. to Rail [m]	8.4	1.3	0.8	0.5	0.6	2.2								
Avg. Stride Freq. [Hz]	2.3	2.4	2.4	2.4	2.4	2.3								
Avg. Stride Length [m]	6.1	7.3	7.3	7.4	7.2	7.3								





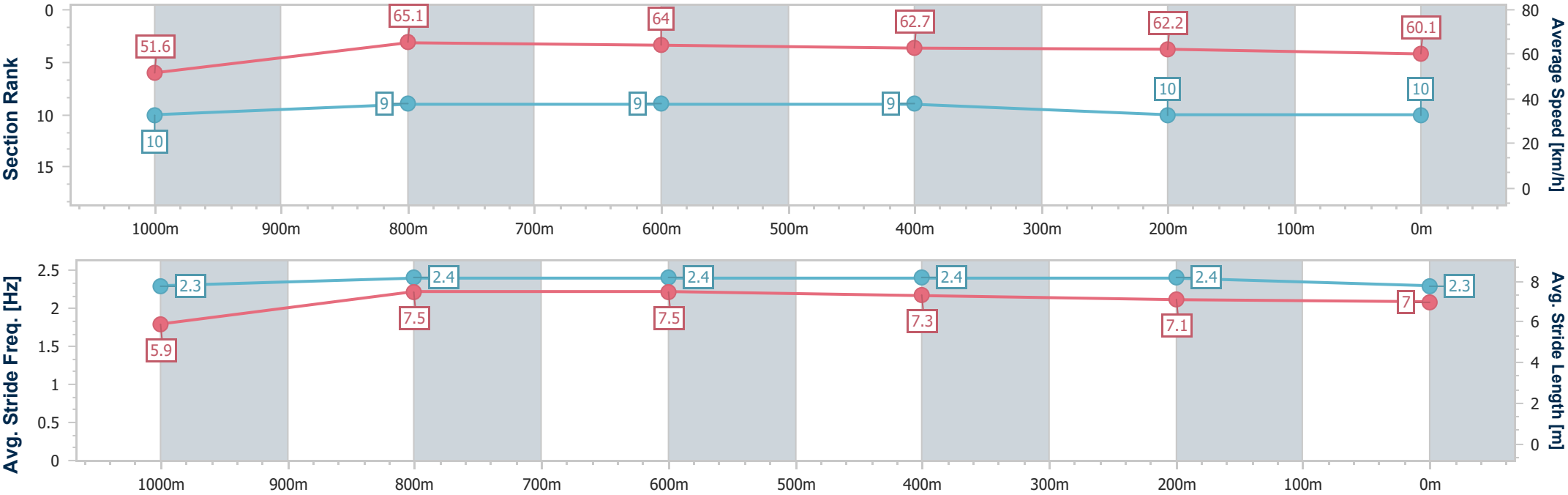
Horse/Jockey Name	Prometio Mas
Final Rank	10
Fastest Section Time (Section)	0:11.03 (1000m)
Top Speed [km/h] (Section)	67.8 (1000m)
Race State	Finished



IpswichProfessional
Race 6: SEVEN NEWS Class 2 Handicap - 1200m
21 January 2026 - 16:33
Track Rating: Good 4, Weather: Fine, Rail Position: +7m Entire



Section	Overall	1000m	800m	600m	400m	200m							
Section Times	1:11.18 [10] (0:13.99)	0:57.19 [10] (0:11.03)	0:46.16 [9] (0:11.20)	0:34.96 [9] (0:11.40)	0:23.56 [9] (0:11.52)	0:12.04 [10] (0:12.04)							
Average Speed [km/h]	51.6	65.1	64.0	62.7	62.2	60.1							
Top Speed [km/h]	65.7	67.8	64.8	63.5	63.9	62.0							
Avg. Dist. to Rail [m]	5.5	0.7	1.1	1.6	0.7	0.6							
Avg. Stride Freq. [Hz]	2.3	2.4	2.4	2.4	2.4	2.3							
Avg. Stride Length [m]	5.9	7.5	7.5	7.3	7.1	7.0							





IpswichProfessional
Race 7: IPSWICH PARTY HIRE QTIS Three-Year-Old & Four-Year-Old
BENCHMARK 65 Handicap - 1100m
21 January 2026 - 17:06



Track Rating: Good 4, Weather: Fine, Rail Position: +7m Entire

Section		Overall				1000m	800m	600m	400m	200m	Last 600m		
Field Times		1:03.79				0:55.64	0:45.47	0:35.12	0:24.07	0:12.26	0:35.12		
		(0:08.15)				(0:10.17)	(0:10.35)	(0:11.05)	(0:11.81)	(0:12.26)			
Rank	TAB	Horse/Jockey	Barrier	Top Speed [km/h]	Fastest Section							Margin	Distance Travelled [m]
1	18	HELLO LOVELY	5	69.9	0:08.21	1:03.79 [1]	0:55.58 [4]	0:45.09 [5]	0:34.34 [6]	0:23.16 [7]	0:11.65 [4]	1:03.79	0:34.34
		Chelsea Baker		1000m	Overall	(0:08.21)	(0:10.49)	(0:10.75)	(0:11.18)	(0:11.51)	(0:11.65)		
2	9	JOY A PLENTY	2	70.1	0:08.34	1:03.88 [2]	0:55.54 [6]	0:45.11 [6]	0:34.52 [5]	0:23.54 [4]	0:12.14 [2]	0.48L	0:34.52 -4
		Cody Collis		1000m	Overall	(0:08.34)	(0:10.43)	(0:10.59)	(0:10.98)	(0:11.40)	(0:12.14)		
3	19	I'LL TELL YOU TONIGHT	12	69.6	0:08.70	1:04.01 [3]	0:55.31 [12]	0:44.67 [11]	0:33.89 [11]	0:22.73 [12]	0:11.42 [9]	1.25L	0:33.89 +3
		Mark Du Plessis		800m	Overall	(0:08.70)	(0:10.64)	(0:10.78)	(0:11.16)	(0:11.31)	(0:11.42)		
4	10	WHISPERING ROGUE	11	71.9	0:08.54	1:04.13 [4]	0:55.59 [9]	0:45.25 [7]	0:34.59 [7]	0:23.51 [6]	0:11.94 [5]	1.98L	0:34.59 -2
		Cejay Graham		1000m	Overall	(0:08.54)	(0:10.34)	(0:10.66)	(0:11.08)	(0:11.57)	(0:11.94)		
5	15	EAGLE'S FIRE	3	71.4	0:08.21	1:04.25 [5]	0:56.04 [3]	0:45.78 [2]	0:35.40 [2]	0:24.25 [2]	0:12.43 [3]	2.69L	0:35.40 -4
		Harrison Shaw		1000m	Overall	(0:08.21)	(0:10.26)	(0:10.38)	(0:11.15)	(0:11.82)	(0:12.43)		
6	8	BONFIRE SPARK	10	71.5	0:08.15	1:04.43 [6]	0:56.28 [1]	0:46.11 [1]	0:35.76 [1]	0:24.71 [1]	0:12.90 [1]	3.75L	0:35.76 +1
		Ben Thompson		800m	Overall	(0:08.15)	(0:10.17)	(0:10.35)	(0:11.05)	(0:11.81)	(0:12.90)		
7	6	AQUATIER	8	69.0	0:08.51	1:04.55 [7]	0:56.04 [8]	0:45.42 [9]	0:34.63 [9]	0:23.62 [8]	0:12.14 [8]	4.47L	0:34.63 +0
		Jett Newman		1000m	Overall	(0:08.51)	(0:10.62)	(0:10.79)	(0:11.01)	(0:11.48)	(0:12.14)		
8	20	BRUTAL GLORY	1	69.3	0:08.70	1:04.82 [8]	0:56.12 [11]	0:45.30 [12]	0:34.61 [12]	0:23.57 [11]	0:11.93 [11]	6.04L	0:34.61 -4
		Damien Thornton		1000m	Overall	(0:08.70)	(0:10.82)	(0:10.69)	(0:11.04)	(0:11.64)	(0:11.93)		
9	17	MISS LEANA	9	71.8	0:08.18	1:04.92 [9]	0:56.74 [2]	0:46.43 [3]	0:35.77 [4]	0:24.58 [3]	0:12.71 [6]	6.61L	0:35.77 +2
		Angela Jones		1000m	Overall	(0:08.18)	(0:10.31)	(0:10.66)	(0:11.19)	(0:11.87)	(0:12.71)		
10	5	JIMMY IN THE JUNGLE	6	71.5	0:08.24	1:05.19 [10]	0:56.95 [5]	0:46.65 [4]	0:36.07 [3]	0:24.82 [5]	0:12.83 [7]	8.21L	0:36.07 +2
		Bella Youngberry		1000m	Overall	(0:08.24)	(0:10.30)	(0:10.58)	(0:11.25)	(0:11.99)	(0:12.83)		

Scratched: Apollo Ten (#3), Alpha Bravo (#2), Maybe (#16), Bold Bidder (#14), The Hamo (#4), Bluish Hue (#7), Oohlalouvre (#11), Royal Commodore (#1)



IpswichProfessional
Race 7: IPSWICH PARTY HIRE QTIS Three-Year-Old & Four-Year-Old
BENCHMARK 65 Handicap - 1100m
21 January 2026 - 17:06



Track Rating: Good 4, Weather: Fine, Rail Position: +7m Entire

Section						Overall	1000m	800m	600m	400m	200m	Last 600m		
Field Times						1:03.79 (0:08.15)	0:55.64 (0:10.17)	0:45.47 (0:10.35)	0:35.12 (0:11.05)	0:24.07 (0:11.81)	0:12.26 (0:12.26)	0:35.12		
Rank	TAB	Horse/Jockey	Barrier	Top Speed [km/h]	Fastest Section							Margin	Distance Travelled [m]	
11	12	PRETTY DUBIOUS	7	70.5	0:08.56	1:05.22 [11]	0:56.66 [10]	0:46.05 [10]	0:35.22 [10]	0:24.14 [9]	0:12.50 [10]	8.38L	0:35.22	-2
		Daniel Moor		1000m	Overall	(0:08.56)	(0:10.61)	(0:10.83)	(0:11.08)	(0:11.64)	(0:12.50)			
12	13	KIRRA'S SISTER	4	70.3	0:08.39	1:07.13 [12]	0:58.74 [7]	0:48.20 [8]	0:37.35 [8]	0:26.01 [10]	0:13.98 [12]	19.62L	0:37.35	-3
		Jai Williams		1000m	Overall	(0:08.39)	(0:10.54)	(0:10.85)	(0:11.34)	(0:12.03)	(0:13.98)			

Scratched: Apollo Ten (#3), Alpha Bravo (#2), Maybe (#16), Bold Bidder (#14), The Hamo (#4), Bluish Hue (#7), Oohlalouvre (#11), Royal Commodore (#1)



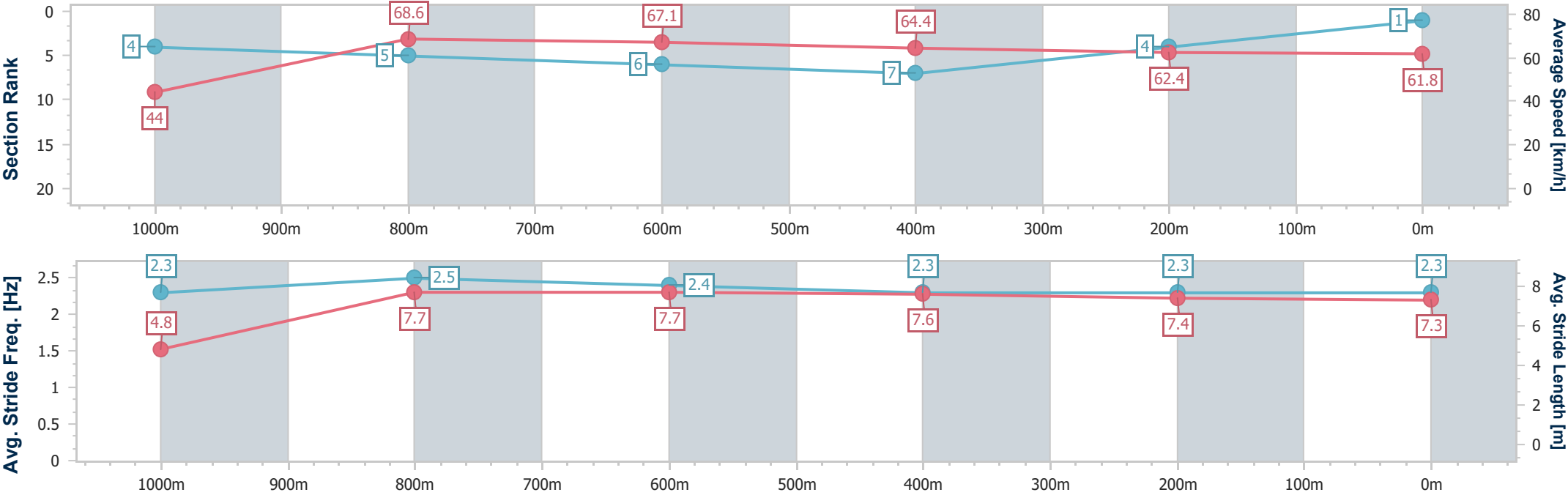
Horse/Jockey Name	Hello Lovely
Final Rank	1
Fastest Section Time (Section)	0:08.21 (Overall)
Top Speed [km/h] (Section)	69.9 (1000m)
Race State	Finished



IpswichProfessional
Race 7: IPSWICH PARTY HIRE QTIS Three-Year-Old & Four-Year-Old BENCHMARK 65 Handicap - 1100m
21 January 2026 - 17:06
Track Rating: Good 4, Weather: Fine, Rail Position: +7m Entire



Section	Overall	1000m	800m	600m	400m	200m								
Section Times	1:03.79 [1] (0:08.21)	0:55.58 [4] (0:10.49)	0:45.09 [5] (0:10.75)	0:34.34 [6] (0:11.18)	0:23.16 [7] (0:11.51)	0:11.65 [4] (0:11.65)								
Average Speed [km/h]	44.0	68.6	67.1	64.4	62.4	61.8								
Top Speed [km/h]	66.0	69.9	68.6	66.9	63.9	63.5								
Avg. Dist. to Rail [m]	6.2	1.7	0.6	0.4	0.3	2.4								
Avg. Stride Freq. [Hz]	2.3	2.5	2.4	2.3	2.3	2.3								
Avg. Stride Length [m]	4.8	7.7	7.7	7.6	7.4	7.3								





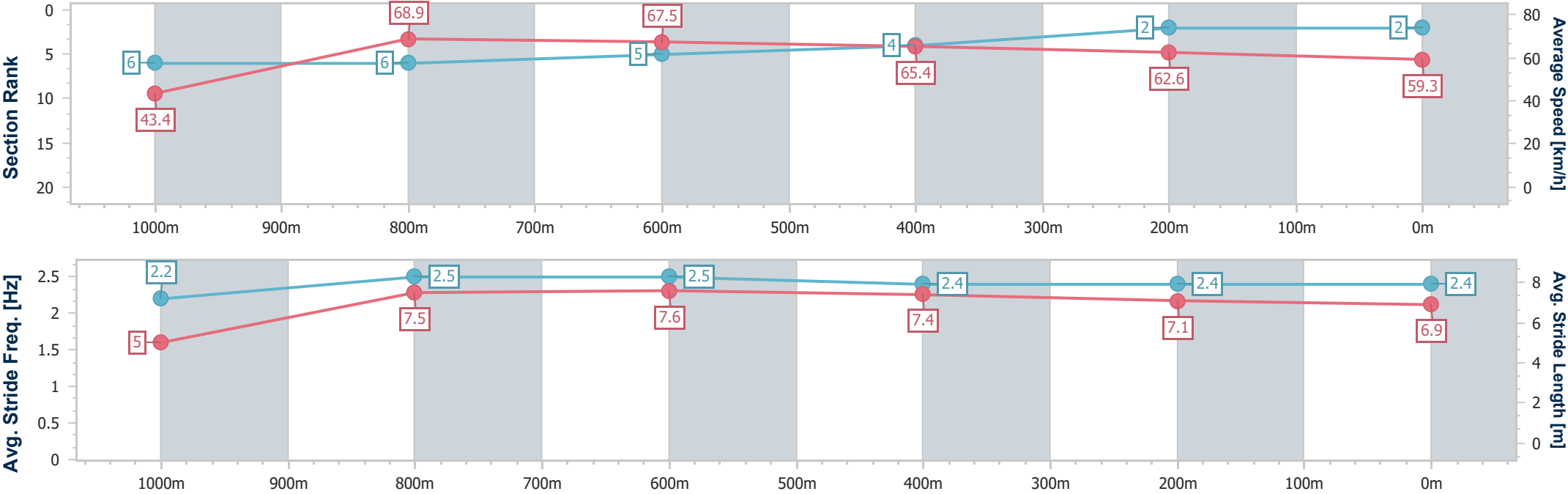
Horse/Jockey Name	Joy A Plenty
Final Rank	2
Fastest Section Time (Section)	0:08.34 (Overall)
Top Speed [km/h] (Section)	70.1 (1000m)
Race State	Finished



IpswichProfessional
Race 7: IPSWICH PARTY HIRE QTIS Three-Year-Old & Four-Year-Old BENCHMARK 65 Handicap - 1100m
21 January 2026 - 17:06
Track Rating: Good 4, Weather: Fine, Rail Position: +7m Entire



Section	Overall	1000m	800m	600m	400m	200m								
Section Times	1:03.88 [2] (0:08.34)	0:55.54 [6] (0:10.43)	0:45.11 [6] (0:10.59)	0:34.52 [5] (0:10.98)	0:23.54 [4] (0:11.40)	0:12.14 [2] (0:12.14)								
Average Speed [km/h]	43.4	68.9	67.5	65.4	62.6	59.3								
Top Speed [km/h]	65.3	70.1	69.6	67.1	64.1	62.5								
Avg. Dist. to Rail [m]	2.2	0.5	1.1	1.5	1.7	0.7								
Avg. Stride Freq. [Hz]	2.2	2.5	2.5	2.4	2.4	2.4								
Avg. Stride Length [m]	5.0	7.5	7.6	7.4	7.1	6.9								





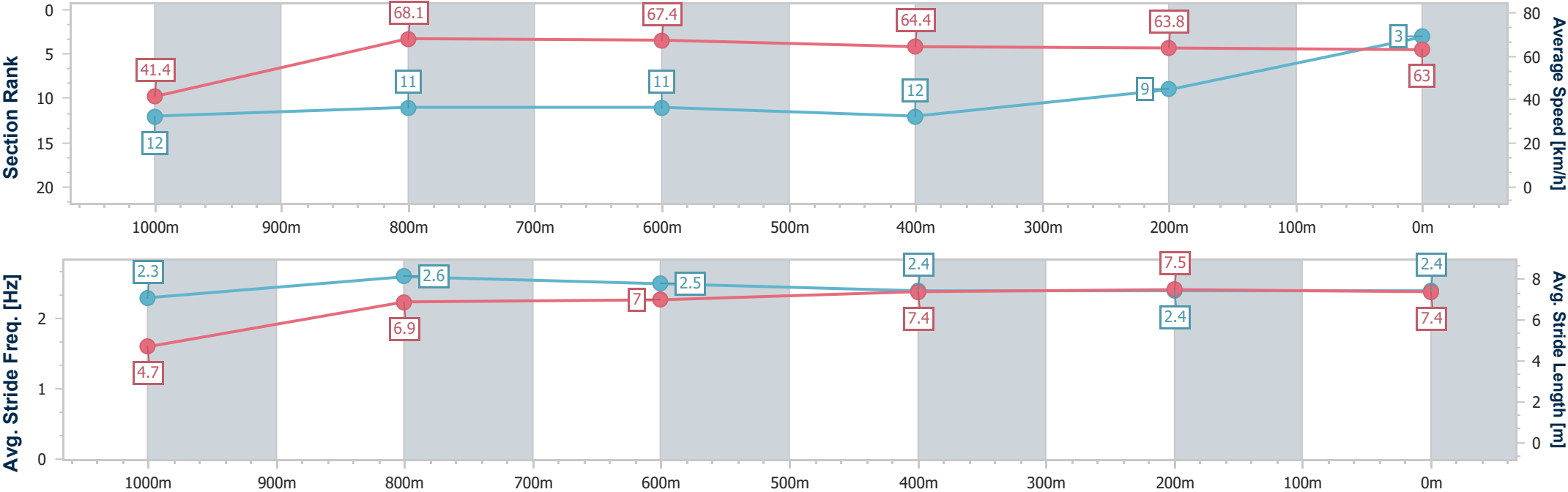
Horse/Jockey Name	I'tellyoutonight
Final Rank	3
Fastest Section Time (Section)	0:08.70 (Overall)
Top Speed [km/h] (Section)	69.6 (800m)
Race State	Finished



IpswichProfessional
Race 7: IPSWICH PARTY HIRE QTIS Three-Year-Old & Four-Year-Old BENCHMARK 65 Handicap - 1100m
21 January 2026 - 17:06
Track Rating: Good 4, Weather: Fine, Rail Position: +7m Entire



Section	Overall	1000m	800m	600m	400m	200m								
Section Times	1:04.01 [3] (0:08.70)	0:55.31 [12] (0:10.64)	0:44.67 [11] (0:10.78)	0:33.89 [11] (0:11.16)	0:22.73 [12] (0:11.31)	0:11.42 [9] (0:11.42)								
Average Speed [km/h]	41.4	68.1	67.4	64.4	63.8	63.0								
Top Speed [km/h]	63.4	69.4	69.6	65.6	64.9	64.4								
Avg. Dist. to Rail [m]	11.8	3.1	1.6	0.4	1.3	2.2								
Avg. Stride Freq. [Hz]	2.3	2.6	2.5	2.4	2.4	2.4								
Avg. Stride Length [m]	4.7	6.9	7.0	7.4	7.5	7.4								





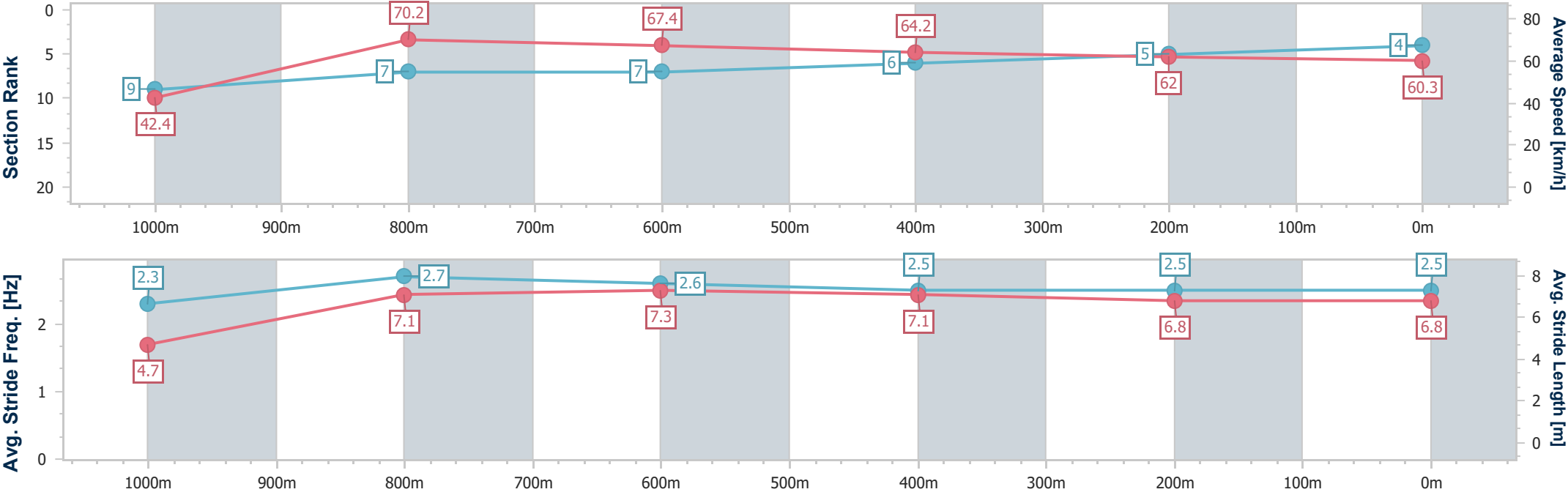
Horse/Jockey Name	Whispering Rogue
Final Rank	4
Fastest Section Time (Section)	0:08.54 (Overall)
Top Speed [km/h] (Section)	71.9 (1000m)
Race State	Finished



IpswichProfessional
Race 7: IPSWICH PARTY HIRE QTIS Three-Year-Old & Four-Year-Old BENCHMARK 65 Handicap - 1100m
21 January 2026 - 17:06
Track Rating: Good 4, Weather: Fine, Rail Position: +7m Entire



Section	Overall	1000m	800m	600m	400m	200m							
Section Times	1:04.13 [4] (0:08.54)	0:55.59 [9] (0:10.34)	0:45.25 [7] (0:10.66)	0:34.59 [7] (0:11.08)	0:23.51 [6] (0:11.57)	0:11.94 [5] (0:11.94)							
Average Speed [km/h]	42.4	70.2	67.4	64.2	62.0	60.3							
Top Speed [km/h]	65.6	71.9	69.3	66.2	63.2	62.6							
Avg. Dist. to Rail [m]	10.1	2.8	1.3	2.1	1.9	0.6							
Avg. Stride Freq. [Hz]	2.3	2.7	2.6	2.5	2.5	2.5							
Avg. Stride Length [m]	4.7	7.1	7.3	7.1	6.8	6.8							





Horse/Jockey Name	Eagle's Fire
Final Rank	5
Fastest Section Time (Section)	0:08.21 (Overall)
Top Speed [km/h] (Section)	71.4 (1000m)
Race State	Finished



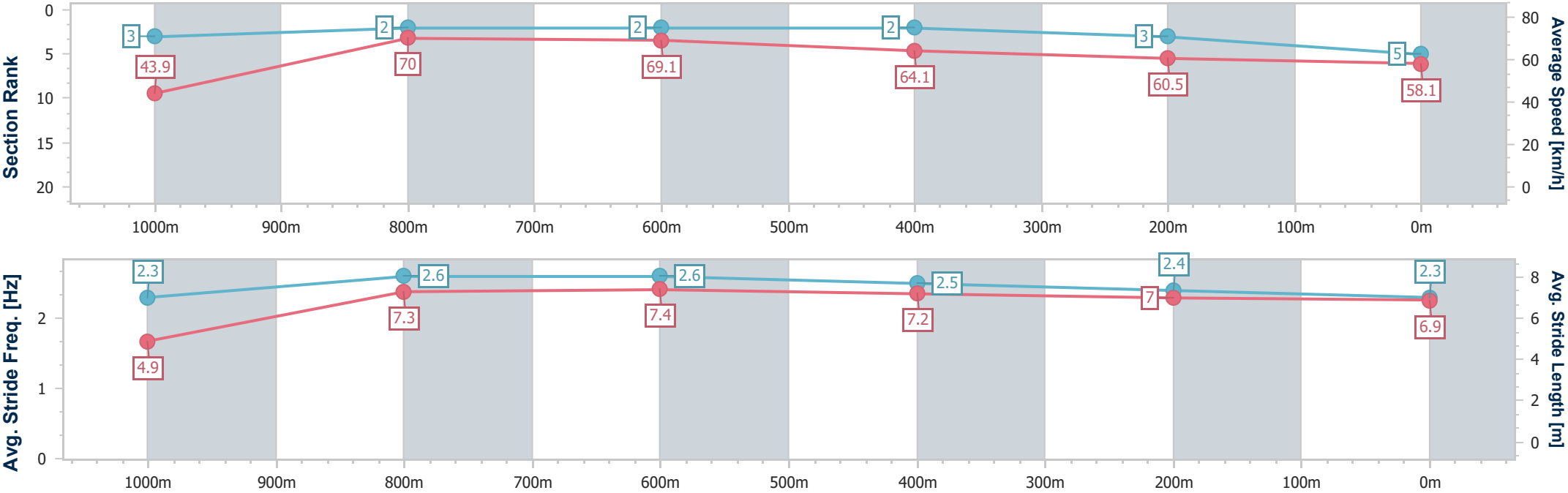
IpswichProfessional
Race 7: IPSWICH PARTY HIRE QTIS Three-Year-Old & Four-Year-Old BENCHMARK 65 Handicap - 1100m



21 January 2026 - 17:06

Track Rating: Good 4, Weather: Fine, Rail Position: +7m Entire

Section	Overall	1000m	800m	600m	400m	200m								
Section Times	1:04.25 [5] (0:08.21)	0:56.04 [3] (0:10.26)	0:45.78 [2] (0:10.38)	0:35.40 [2] (0:11.15)	0:24.25 [2] (0:11.82)	0:12.43 [3] (0:12.43)								
Average Speed [km/h]	43.9	70.0	69.1	64.1	60.5	58.1								
Top Speed [km/h]	66.9	71.4	70.8	67.1	61.9	60.9								
Avg. Dist. to Rail [m]	4.0	0.5	1.3	1.9	0.9	0.9								
Avg. Stride Freq. [Hz]	2.3	2.6	2.6	2.5	2.4	2.3								
Avg. Stride Length [m]	4.9	7.3	7.4	7.2	7.0	6.9								





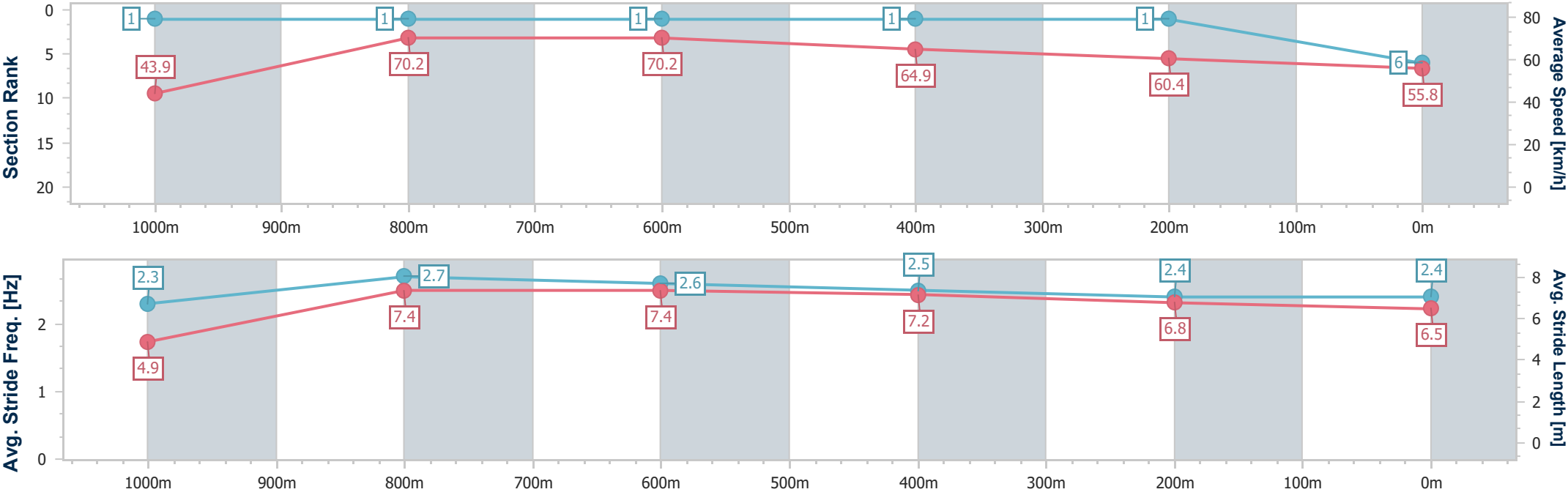
Horse/Jockey Name	Bonfire Spark
Final Rank	6
Fastest Section Time (Section)	0:08.15 (Overall)
Top Speed [km/h] (Section)	71.5 (800m)
Race State	Finished



IpswichProfessional
Race 7: IPSWICH PARTY HIRE QTIS Three-Year-Old & Four-Year-Old BENCHMARK 65 Handicap - 1100m
21 January 2026 - 17:06
Track Rating: Good 4, Weather: Fine, Rail Position: +7m Entire



Section	Overall	1000m	800m	600m	400m	200m								
Section Times	1:04.43 [6] (0:08.15)	0:56.28 [1] (0:10.17)	0:46.11 [1] (0:10.35)	0:35.76 [1] (0:11.05)	0:24.71 [1] (0:11.81)	0:12.90 [1] (0:12.90)								
Average Speed [km/h]	43.9	70.2	70.2	64.9	60.4	55.8								
Top Speed [km/h]	66.9	71.3	71.5	66.9	62.1	59.9								
Avg. Dist. to Rail [m]	10.5	4.6	2.3	1.2	2.0	1.1								
Avg. Stride Freq. [Hz]	2.3	2.7	2.6	2.5	2.4	2.4								
Avg. Stride Length [m]	4.9	7.4	7.4	7.2	6.8	6.5								





Horse/Jockey Name	Aquatier
Final Rank	7
Fastest Section Time (Section)	0:08.51 (Overall)
Top Speed [km/h] (Section)	69.0 (1000m)
Race State	Finished



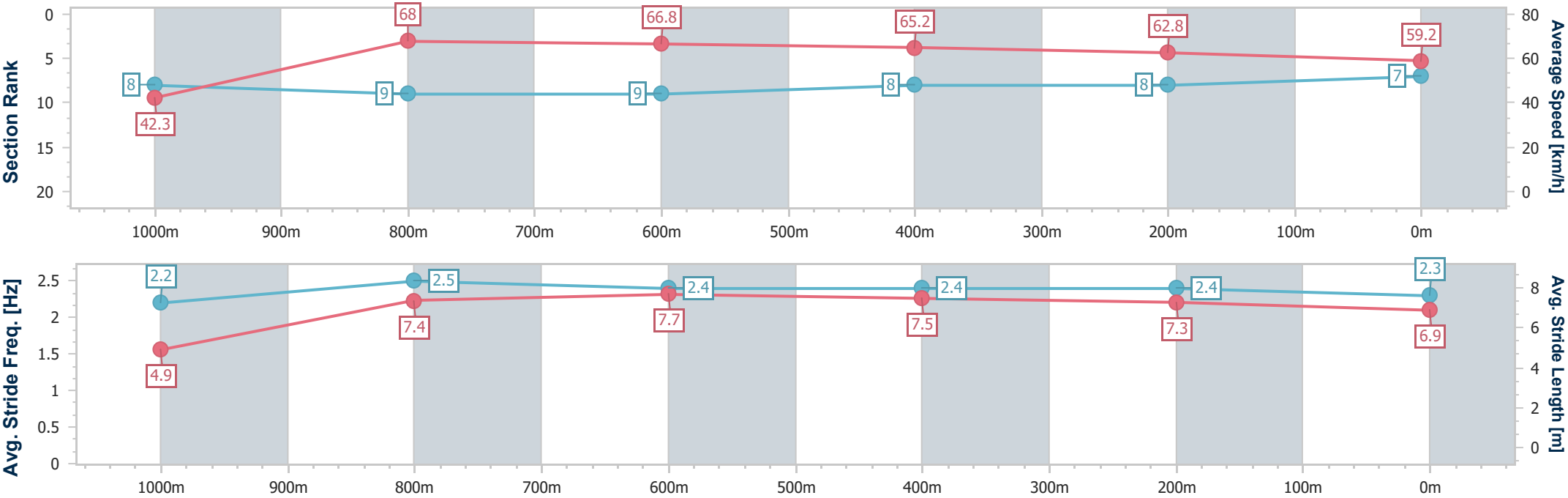
IpswichProfessional
Race 7: IPSWICH PARTY HIRE QTIS Three-Year-Old & Four-Year-Old BENCHMARK 65 Handicap - 1100m



21 January 2026 - 17:06

Track Rating: Good 4, Weather: Fine, Rail Position: +7m Entire

Section	Overall	1000m	800m	600m	400m	200m								
Section Times	1:04.55 [7] (0:08.51)	0:56.04 [8] (0:10.62)	0:45.42 [9] (0:10.79)	0:34.63 [9] (0:11.01)	0:23.62 [8] (0:11.48)	0:12.14 [8] (0:12.14)								
Average Speed [km/h]	42.3	68.0	66.8	65.2	62.8	59.2								
Top Speed [km/h]	65.4	69.0	67.8	66.0	63.8	61.5								
Avg. Dist. to Rail [m]	8.0	2.0	0.6	0.8	2.2	5.6								
Avg. Stride Freq. [Hz]	2.2	2.5	2.4	2.4	2.4	2.3								
Avg. Stride Length [m]	4.9	7.4	7.7	7.5	7.3	6.9								





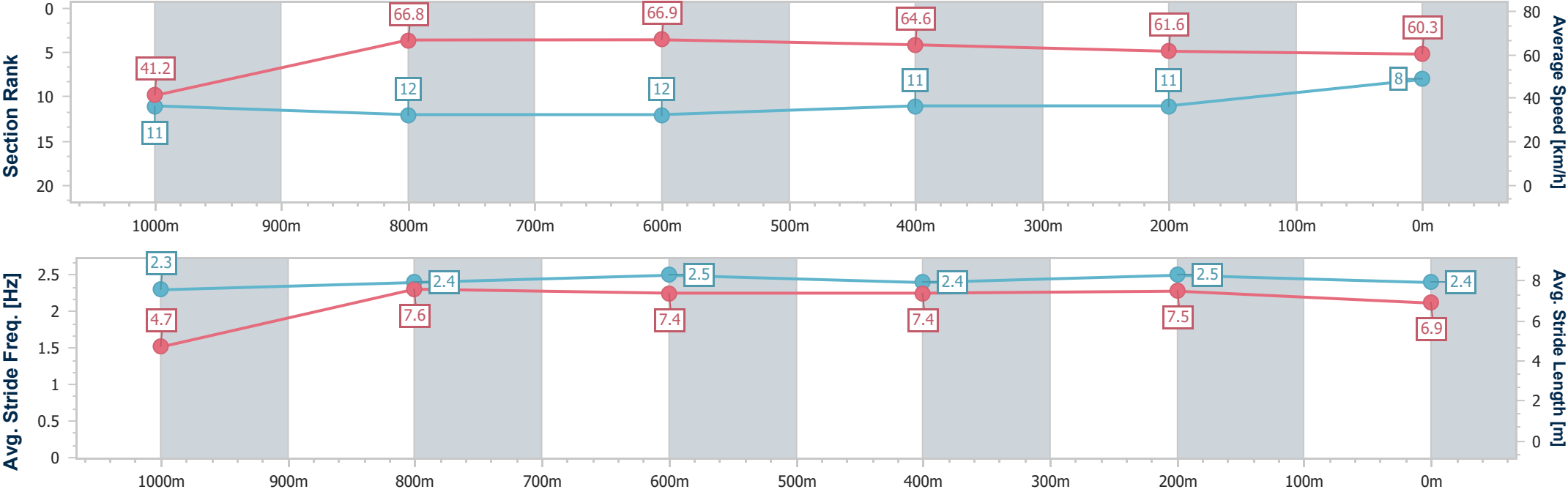
Horse/Jockey Name	Brutal Glory
Final Rank	8
Fastest Section Time (Section)	0:08.70 (Overall)
Top Speed [km/h] (Section)	69.3 (1000m)
Race State	Finished



IpswichProfessional
Race 7: IPSWICH PARTY HIRE QTIS Three-Year-Old & Four-Year-Old BENCHMARK 65 Handicap - 1100m
21 January 2026 - 17:06
Track Rating: Good 4, Weather: Fine, Rail Position: +7m Entire



Section	Overall	1000m	800m	600m	400m	200m							
Section Times	1:04.82 [8] (0:08.70)	0:56.12 [11] (0:10.82)	0:45.30 [12] (0:10.69)	0:34.61 [12] (0:11.04)	0:23.57 [11] (0:11.64)	0:11.93 [11] (0:11.93)							
Average Speed [km/h]	41.2	66.8	66.9	64.6	61.6	60.3							
Top Speed [km/h]	62.5	69.3	68.1	66.0	67.7	63.3							
Avg. Dist. to Rail [m]	1.9	0.7	1.1	2.0	2.1	5.8							
Avg. Stride Freq. [Hz]	2.3	2.4	2.5	2.4	2.5	2.4							
Avg. Stride Length [m]	4.7	7.6	7.4	7.4	7.5	6.9							





Horse/Jockey Name	Miss Leana
Final Rank	9
Fastest Section Time (Section)	0:08.18 (Overall)
Top Speed [km/h] (Section)	71.8 (1000m)
Race State	Finished

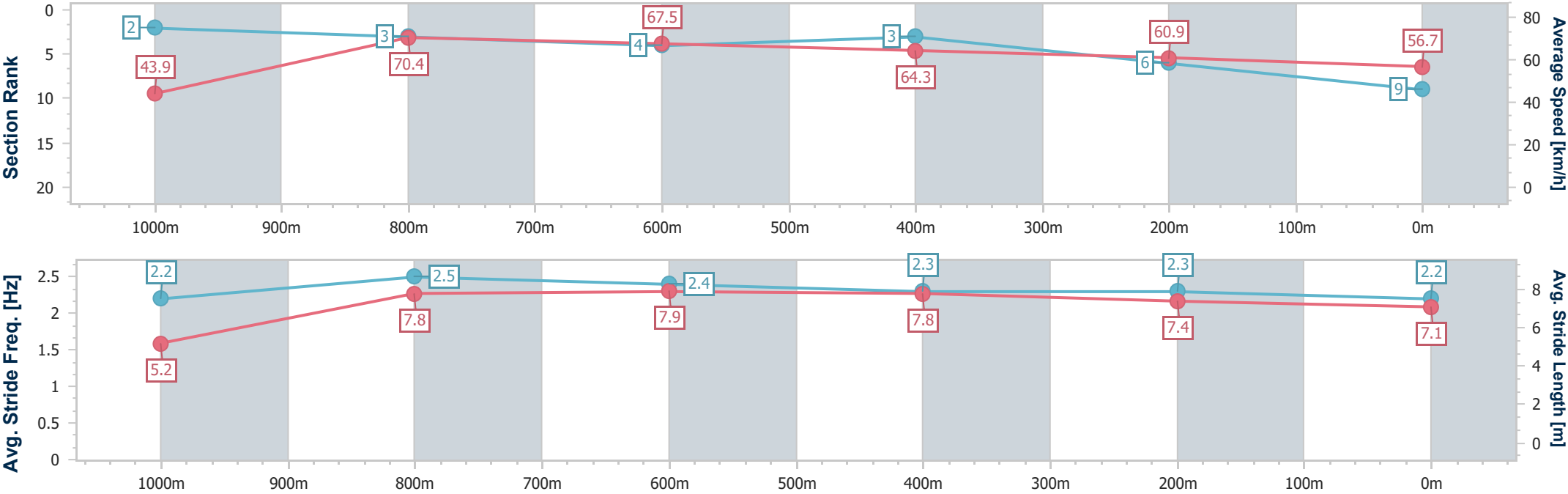


IpswichProfessional
Race 7: IPSWICH PARTY HIRE QTIS Three-Year-Old & Four-Year-Old BENCHMARK 65 Handicap - 1100m



21 January 2026 - 17:06
Track Rating: Good 4, Weather: Fine, Rail Position: +7m Entire

Section	Overall	1000m	800m	600m	400m	200m								
Section Times	1:04.92 [9] (0:08.18)	0:56.74 [2] (0:10.31)	0:46.43 [3] (0:10.66)	0:35.77 [4] (0:11.19)	0:24.58 [3] (0:11.87)	0:12.71 [6] (0:12.71)								
Average Speed [km/h]	43.9	70.4	67.5	64.3	60.9	56.7								
Top Speed [km/h]	66.0	71.8	69.4	66.4	62.9	59.0								
Avg. Dist. to Rail [m]	9.4	3.3	0.8	0.5	1.8	3.5								
Avg. Stride Freq. [Hz]	2.2	2.5	2.4	2.3	2.3	2.2								
Avg. Stride Length [m]	5.2	7.8	7.9	7.8	7.4	7.1								





Horse/Jockey Name	Jimmyinthejungle
Final Rank	10
Fastest Section Time (Section)	0:08.24 (Overall)
Top Speed [km/h] (Section)	71.5 (1000m)
Race State	Finished

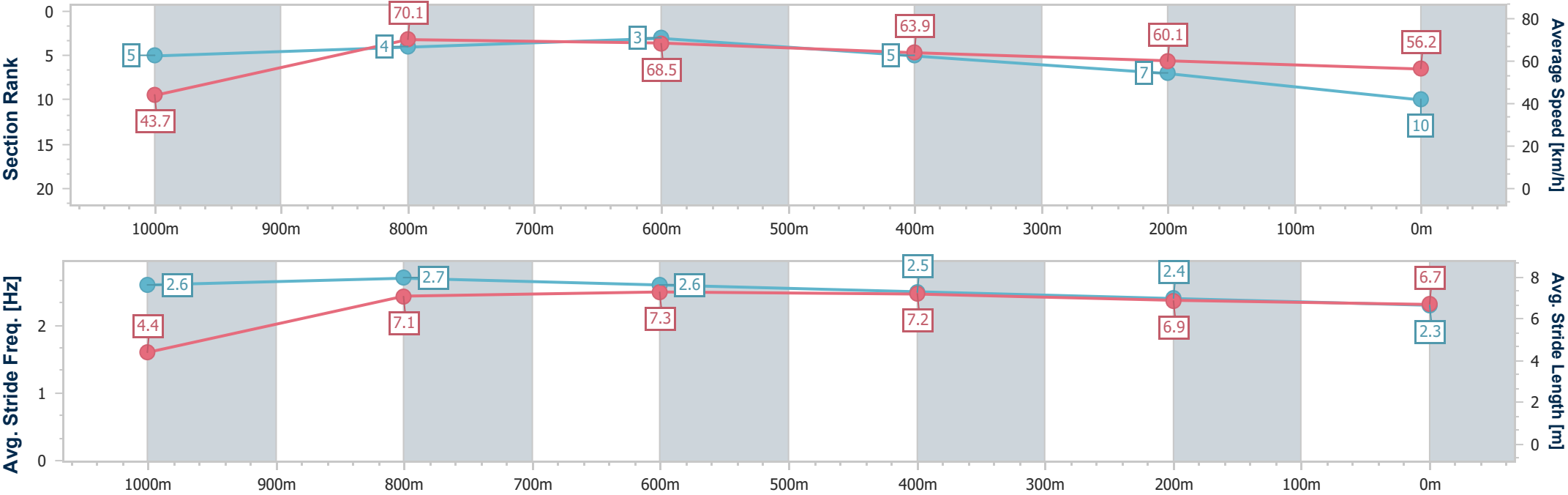


IpswichProfessional
Race 7: IPSWICH PARTY HIRE QTIS Three-Year-Old & Four-Year-Old BENCHMARK 65 Handicap - 1100m



21 January 2026 - 17:06
Track Rating: Good 4, Weather: Fine, Rail Position: +7m Entire

Section	Overall	1000m	800m	600m	400m	200m								
Section Times	1:05.19 [10] (0:08.24)	0:56.95 [5] (0:10.30)	0:46.65 [4] (0:10.58)	0:36.07 [3] (0:11.25)	0:24.82 [5] (0:11.99)	0:12.83 [7] (0:12.83)								
Average Speed [km/h]	43.7	70.1	68.5	63.9	60.1	56.2								
Top Speed [km/h]	67.5	71.5	70.6	66.2	61.5	61.3								
Avg. Dist. to Rail [m]	8.2	3.3	0.8	0.3	0.8	2.1								
Avg. Stride Freq. [Hz]	2.6	2.7	2.6	2.5	2.4	2.3								
Avg. Stride Length [m]	4.4	7.1	7.3	7.2	6.9	6.7								





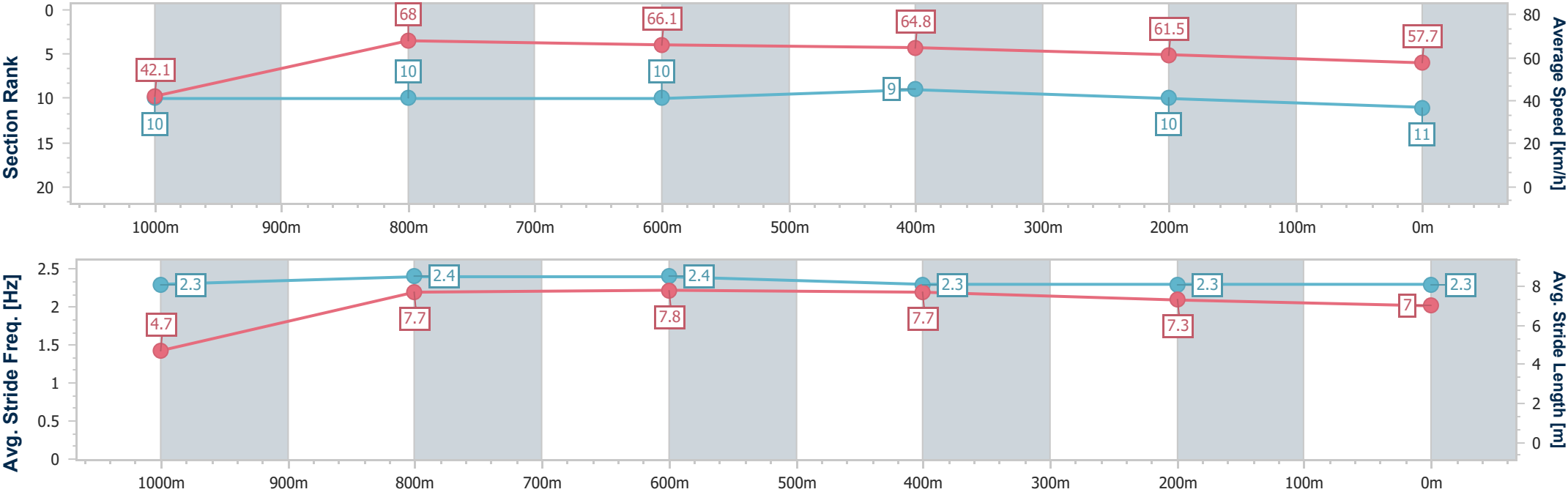
Horse/Jockey Name	Pretty Dubious
Final Rank	11
Fastest Section Time (Section)	0:08.56 (Overall)
Top Speed [km/h] (Section)	70.5 (1000m)
Race State	Finished



IpswichProfessional
Race 7: IPSWICH PARTY HIRE QTIS Three-Year-Old & Four-Year-Old BENCHMARK 65 Handicap - 1100m
21 January 2026 - 17:06
Track Rating: Good 4, Weather: Fine, Rail Position: +7m Entire



Section	Overall	1000m	800m	600m	400m	200m								
Section Times	1:05.22 [11] (0:08.56)	0:56.66 [10] (0:10.61)	0:46.05 [10] (0:10.83)	0:35.22 [10] (0:11.08)	0:24.14 [9] (0:11.64)	0:12.50 [10] (0:12.50)								
Average Speed [km/h]	42.1	68.0	66.1	64.8	61.5	57.7								
Top Speed [km/h]	64.5	70.5	69.4	66.8	64.1	58.7								
Avg. Dist. to Rail [m]	6.3	0.4	1.1	1.3	0.5	1.1								
Avg. Stride Freq. [Hz]	2.3	2.4	2.4	2.3	2.3	2.3								
Avg. Stride Length [m]	4.7	7.7	7.8	7.7	7.3	7.0								





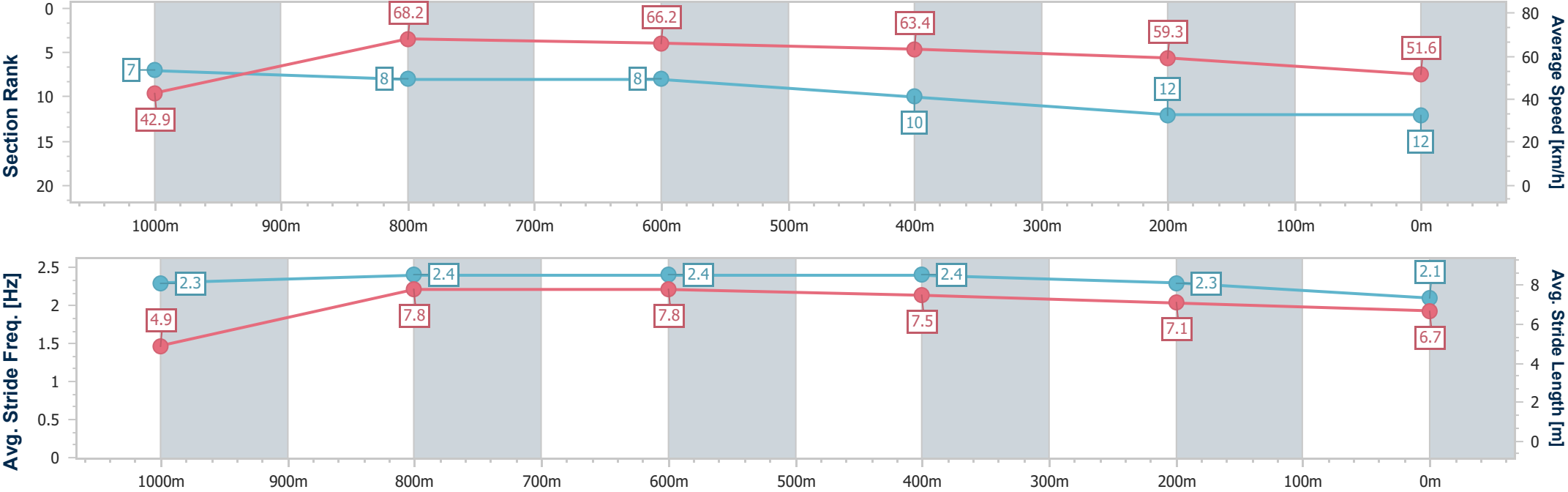
Horse/Jockey Name	Kirra's Sister
Final Rank	12
Fastest Section Time (Section)	0:08.39 (Overall)
Top Speed [km/h] (Section)	70.3 (1000m)
Race State	Finished



IpswichProfessional
Race 7: IPSWICH PARTY HIRE QTIS Three-Year-Old & Four-Year-Old BENCHMARK 65 Handicap - 1100m
21 January 2026 - 17:06
Track Rating: Good 4, Weather: Fine, Rail Position: +7m Entire



Section	Overall	1000m	800m	600m	400m	200m								
Section Times	1:07.13 [12] (0:08.39)	0:58.74 [7] (0:10.54)	0:48.20 [8] (0:10.85)	0:37.35 [8] (0:11.34)	0:26.01 [10] (0:12.03)	0:13.98 [12] (0:13.98)								
Average Speed [km/h]	42.9	68.2	66.2	63.4	59.3	51.6								
Top Speed [km/h]	64.4	70.3	68.8	65.2	62.3	56.9								
Avg. Dist. to Rail [m]	4.9	0.5	0.8	1.1	1.3	0.7								
Avg. Stride Freq. [Hz]	2.3	2.4	2.4	2.4	2.3	2.1								
Avg. Stride Length [m]	4.9	7.8	7.8	7.5	7.1	6.7								



Track Rating: Good 4, Weather: Fine, Rail Position: +7m Entire

Section							Overall	1200m	1000m	800m	600m	400m	Last 600m	
Field Times							1:19.59 (0:11.24)	1:08.35 (0:10.70)	0:57.65 (0:11.17)	0:46.48 (0:11.31)	0:35.17 (0:11.43)	0:23.74 (0:11.74)	0:35.17	
Rank	TAB	Horse/Jockey	Barrier	Top Speed [km/h]	Fastest Section								Distance Travelled [m]	
1	12	DAVIKAR	2	67.0	0:10.94	1:19.59 [1]	1:08.31 [4]	0:57.37 [4]	0:46.06 [3]	0:34.61 [3]	0:23.42 [3]	0:34.61		
		Michael Rodd		1200m	1200m	(0:11.28)	(0:10.94)	(0:11.31)	(0:11.45)	(0:11.19)	(0:11.45)			
2	16	GLASS OF ROSE	1	69.6	0:10.70	1:19.70 [2]	1:08.46 [1]	0:57.76 [1]	0:46.59 [1]	0:35.28 [1]	0:23.85 [1]	0:35.28 +1		
		Les Tilley		1200m	1200m	(0:11.24)	(0:10.70)	(0:11.17)	(0:11.31)	(0:11.43)	(0:11.74)			
3	10	BLACK MINTO	9	68.1	0:10.84	1:20.35 [3]	1:09.02 [5]	0:58.18 [3]	0:46.81 [4]	0:35.36 [4]	0:23.94 [4]	0:35.36 +5		
		Robbie Dolan		1200m	1200m	(0:11.33)	(0:10.84)	(0:11.37)	(0:11.45)	(0:11.42)	(0:11.83)			
4	4	NAGAMIE	8	66.8	0:11.08	1:20.51 [4]	1:08.92 [8]	0:57.84 [9]	0:46.68 [8]	0:35.18 [8]	0:23.69 [8]	0:35.18 +11		
		Leah Martyn		1000m	1200m	(0:11.59)	(0:11.08)	(0:11.16)	(0:11.50)	(0:11.49)	(0:11.70)			
5	19	ESPADA ROPERA	3	66.8	0:10.94	1:20.55 [5]	1:08.96 [8]	0:58.02 [7]	0:46.73 [7]	0:35.32 [7]	0:24.08 [5]	0:35.32 +2		
		Damien Thornton		1200m	1200m	(0:11.59)	(0:10.94)	(0:11.29)	(0:11.41)	(0:11.24)	(0:11.70)			
6	11	GALEKA	12	67.3	0:10.89	1:20.62 [6]	1:08.64 [11]	0:57.75 [10]	0:46.42 [11]	0:34.97 [10]	0:23.72 [9]	0:34.97 +1		
		Olivia Webb		1200m	1200m	(0:11.98)	(0:10.89)	(0:11.33)	(0:11.45)	(0:11.25)	(0:11.49)			
7	9	TOOLATEMATE	11	66.9	0:11.14	1:20.79 [7]	1:09.05 [10]	0:57.91 [11]	0:46.62 [10]	0:35.16 [9]	0:23.70 [11]	0:35.16 +7		
		Boris Thornton		1200m	1200m	(0:11.74)	(0:11.14)	(0:11.29)	(0:11.46)	(0:11.46)	(0:11.72)			
8	5	CARDIOLOGIST	6	66.0	0:11.13	1:20.96 [8]	1:09.42 [7]	0:58.29 [8]	0:46.89 [9]	0:35.31 [10]	0:23.91 [10]	0:35.31 +5		
		Brandon Lerena		1200m	1200m	(0:11.54)	(0:11.13)	(0:11.40)	(0:11.58)	(0:11.40)	(0:11.72)			
9	15	TANGO QUEEN	7	69.5	0:10.98	1:21.09 [9]	1:09.62 [6]	0:58.64 [6]	0:47.53 [5]	0:35.93 [5]	0:24.44 [6]	0:35.93 +8		
		Ben Thompson		1200m	1200m	(0:11.47)	(0:10.98)	(0:11.11)	(0:11.60)	(0:11.49)	(0:11.93)			
10	3	POWERFUL EAGLE	5	66.4	0:11.05	1:21.12 [10]	1:09.85 [2]	0:58.80 [5]	0:47.39 [6]	0:35.92 [6]	0:24.43 [7]	0:35.92 +5		
		Colleen Krahnen		1200m	1200m	(0:11.27)	(0:11.05)	(0:11.41)	(0:11.47)	(0:11.49)	(0:11.85)			

Scratched: He's For The Girls (#8), Russian Sub (#1), Cracker Essgee (#20), Chilliwack (#6), Simply Fun (#7), Bright The Sun (#18), Ocean Diva (#13), For Better (#14), War Drama (#2)



IpswichProfessional

Race 8: THE INDUSTRY SCHOOL BENCHMARK 65 Handicap - 1350m

21 January 2026 - 17:39



Track Rating: Good 4, Weather: Fine, Rail Position: +7m Entire

Section						Overall	1200m	1000m	800m	600m	400m	Last 600m	
Field Times						1:19.59 (0:11.24)	1:08.35 (0:10.70)	0:57.65 (0:11.17)	0:46.48 (0:11.31)	0:35.17 (0:11.43)	0:23.74 (0:11.74)	0:35.17	
Rank	TAB	Horse/Jockey	Barrier	Top Speed [km/h]	Fastest Section								Distance Travelled [m]
11	17	BETTER NOT FORGET	4	68.7	0:10.67	1:21.48 [11]	1:10.21 [3]	0:59.54 [1]	0:48.35 [2]	0:36.99 [2]	0:25.34 [2]	0:36.99	+4
		Cejay Graham		1200m	1200m	(0:11.27)	(0:10.67)	(0:11.19)	(0:11.36)	(0:11.65)	(0:12.29)		

Scratched: He's For The Girls (#8), Russian Sub (#1), Cracker Essgee (#20), Chilliwack (#6), Simply Fun (#7), Bright The Sun (#18), Ocean Diva (#13), For Better (#14), War Drama (#2)



IpswichProfessional

Race 8: THE INDUSTRY SCHOOL BENCHMARK 65 Handicap - 1350m

21 January 2026 - 17:39



Track Rating: Good 4, Weather: Fine, Rail Position: +7m Entire

Section Field Times				200m 0:12.00 (0:12.00)				Last 600m 0:35.17	
Rank	TAB	Horse/Jockey	Barrier	Top Speed [km/h]	Fastest Section	Margin		Distance Travelled [m]	
1	12	DAVIKAR	2	67.0	0:10.94	0:11.97 [2]	1:19.59	0:34.61	
		Michael Rodd		1200m	1200m	(0:11.97)			
2	16	GLASS OF ROSE	1	69.6	0:10.70	0:12.11 [1]	0.61L	0:35.28	+1
		Les Tilley		1200m	1200m	(0:12.11)			
3	10	BLACK MINTO	9	68.1	0:10.84	0:12.11 [4]	4.44L	0:35.36	+5
		Robbie Dolan		1200m	1200m	(0:12.11)			
4	4	NAGAMIE	8	66.8	0:11.08	0:11.99 [7]	5.38L	0:35.18	+11
		Leah Martyn		1000m	1200m	(0:11.99)			
5	19	ESPADA ROPERA	3	66.8	0:10.94	0:12.38 [3]	5.63L	0:35.32	+2
		Damien Thornton		1200m	1200m	(0:12.38)			
6	11	GALEKA	12	67.3	0:10.89	0:12.23 [5]	6.05L	0:34.97	+1
		Olivia Webb		1200m	1200m	(0:12.23)			
7	9	TOOLATEMATE	11	66.9	0:11.14	0:11.98 [11]	7.05L	0:35.16	+7
		Boris Thornton		1200m	1200m	(0:11.98)			
8	5	CARDIOLOGIST	6	66.0	0:11.13	0:12.19 [10]	8.02L	0:35.31	+5
		Brandon Lerena		1200m	1200m	(0:12.19)			
9	15	TANGO QUEEN	7	69.5	0:10.98	0:12.51 [9]	8.8L	0:35.93	+8
		Ben Thompson		1200m	1200m	(0:12.51)			
10	3	POWERFUL EAGLE	5	66.4	0:11.05	0:12.58 [8]	9.01L	0:35.92	+5
		Colleen Krahen		1200m	1200m	(0:12.58)			

Scratched: He's For The Girls (#8), Russian Sub (#1), Cracker Essgee (#20), Chilliwack (#6), Simply Fun (#7), Bright The Sun (#18), Ocean Diva (#13), For Better (#14), War Drama (#2)



IpswichProfessional

Race 8: THE INDUSTRY SCHOOL BENCHMARK 65 Handicap - 1350m

21 January 2026 - 17:39



Track Rating: Good 4, Weather: Fine, Rail Position: +7m Entire

Section					200m	Last 600m			
Field Times					0:12.00 (0:12.00)	0:35.17			
Rank	TAB	Horse/Jockey	Barrier	Top Speed [km/h]	Fastest Section	Margin		Distance Travelled [m]	
11	17	BETTER NOT FORGET	4	68.7	0:10.67	0:13.05 [6]	11.08L	0:36.99	+4
		Cejay Graham		1200m	1200m	(0:13.05)			

Scratched: He's For The Girls (#8), Russian Sub (#1), Cracker Essgee (#20), Chilliwack (#6), Simply Fun (#7), Bright The Sun (#18), Ocean Diva (#13), For Better (#14), War Drama (#2)



Horse/Jockey Name	Davikar
Final Rank	1
Fastest Section Time (Section)	0:10.94 (1200m)
Top Speed [km/h] (Section)	67.0 (1200m)
Race State	Finished



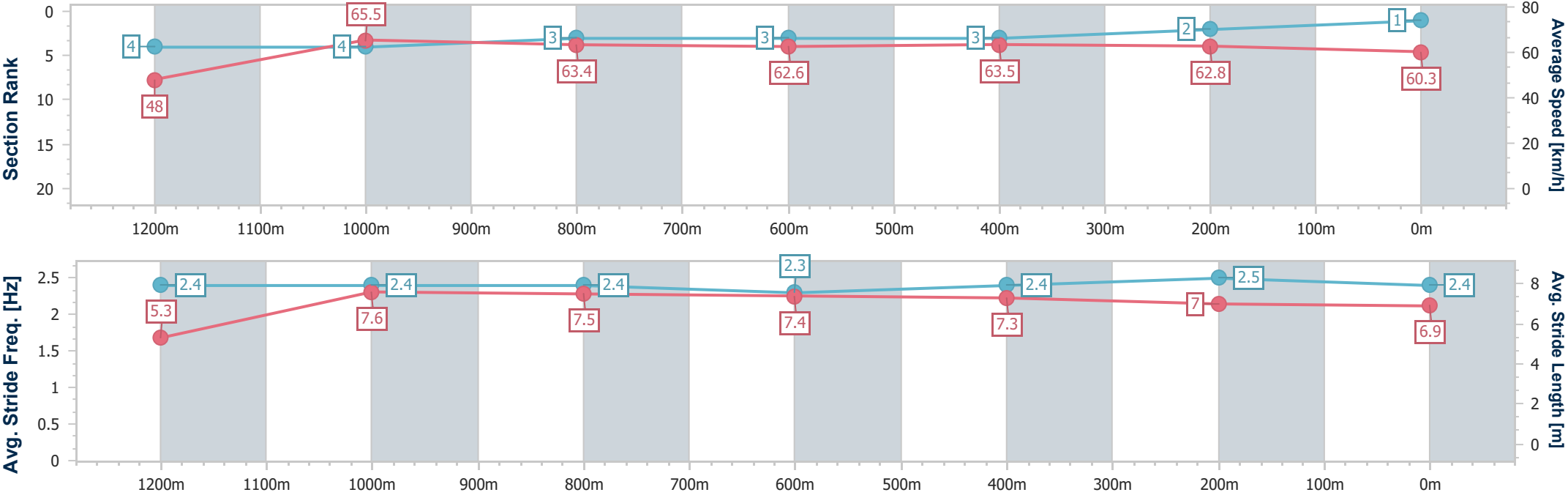
IpswichProfessional
Race 8: THE INDUSTRY SCHOOL BENCHMARK 65 Handicap -
1350m



21 January 2026 - 17:39

Track Rating: Good 4, Weather: Fine, Rail Position: +7m Entire

Section	Overall	1200m	1000m	800m	600m	400m	200m						
Section Times	1:19.59 [1] (0:11.28)	1:08.31 [4] (0:10.94)	0:57.37 [4] (0:11.31)	0:46.06 [3] (0:11.45)	0:34.61 [3] (0:11.19)	0:23.42 [3] (0:11.45)	0:11.97 [2] (0:11.97)						
Average Speed [km/h]	48.0	65.5	63.4	62.6	63.5	62.8	60.3						
Top Speed [km/h]	66.2	67.0	64.6	63.7	64.8	63.9	62.6						
Avg. Dist. to Rail [m]	0.8	0.8	1.5	2.2	2.2	0.5	1.9						
Avg. Stride Freq. [Hz]	2.4	2.4	2.4	2.3	2.4	2.5	2.4						
Avg. Stride Length [m]	5.3	7.6	7.5	7.4	7.3	7.0	6.9						





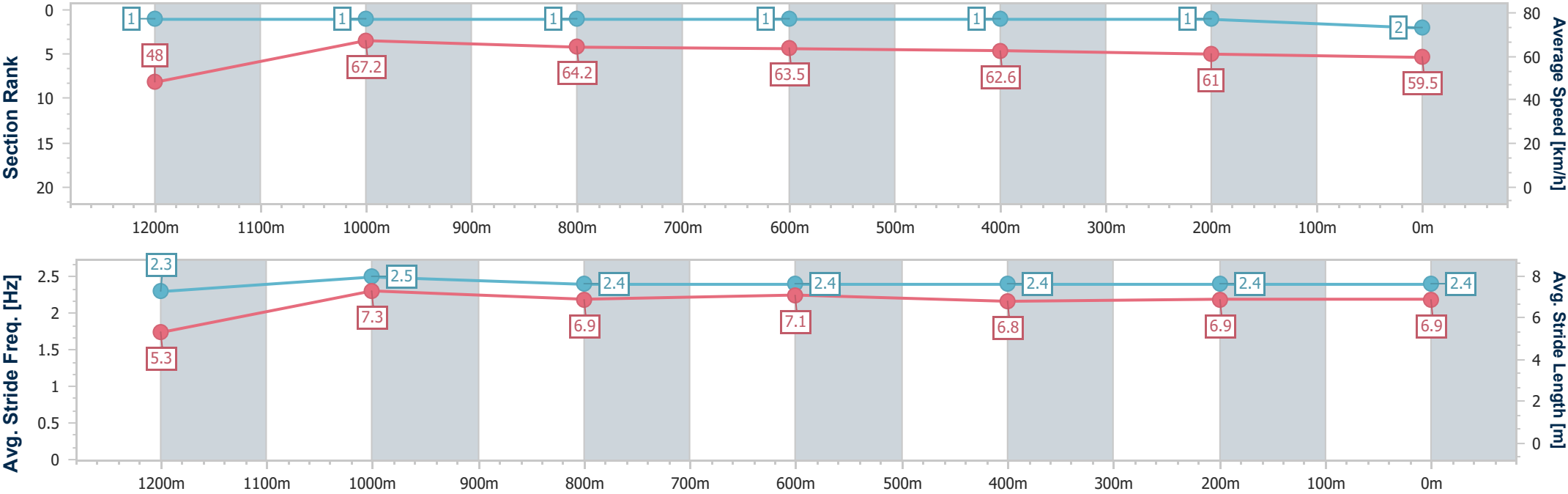
Horse/Jockey Name	Glass Of Rose
Final Rank	2
Fastest Section Time (Section)	0:10.70 (1200m)
Top Speed [km/h] (Section)	69.6 (1200m)
Race State	Finished



IpswichProfessional
Race 8: THE INDUSTRY SCHOOL BENCHMARK 65 Handicap -
1350m
21 January 2026 - 17:39
Track Rating: Good 4, Weather: Fine, Rail Position: +7m Entire



Section	Overall	1200m	1000m	800m	600m	400m	200m						
Section Times	1:19.70 [2] (0:11.24)	1:08.46 [1] (0:10.70)	0:57.76 [1] (0:11.17)	0:46.59 [1] (0:11.31)	0:35.28 [1] (0:11.43)	0:23.85 [1] (0:11.74)	0:12.11 [1] (0:12.11)						
Average Speed [km/h]	48.0	67.2	64.2	63.5	62.6	61.0	59.5						
Top Speed [km/h]	67.5	69.6	66.1	64.2	63.6	62.2	61.2						
Avg. Dist. to Rail [m]	0.8	1.0	0.3	1.4	1.7	1.2	0.5						
Avg. Stride Freq. [Hz]	2.3	2.5	2.4	2.4	2.4	2.4	2.4						
Avg. Stride Length [m]	5.3	7.3	6.9	7.1	6.8	6.9	6.9						





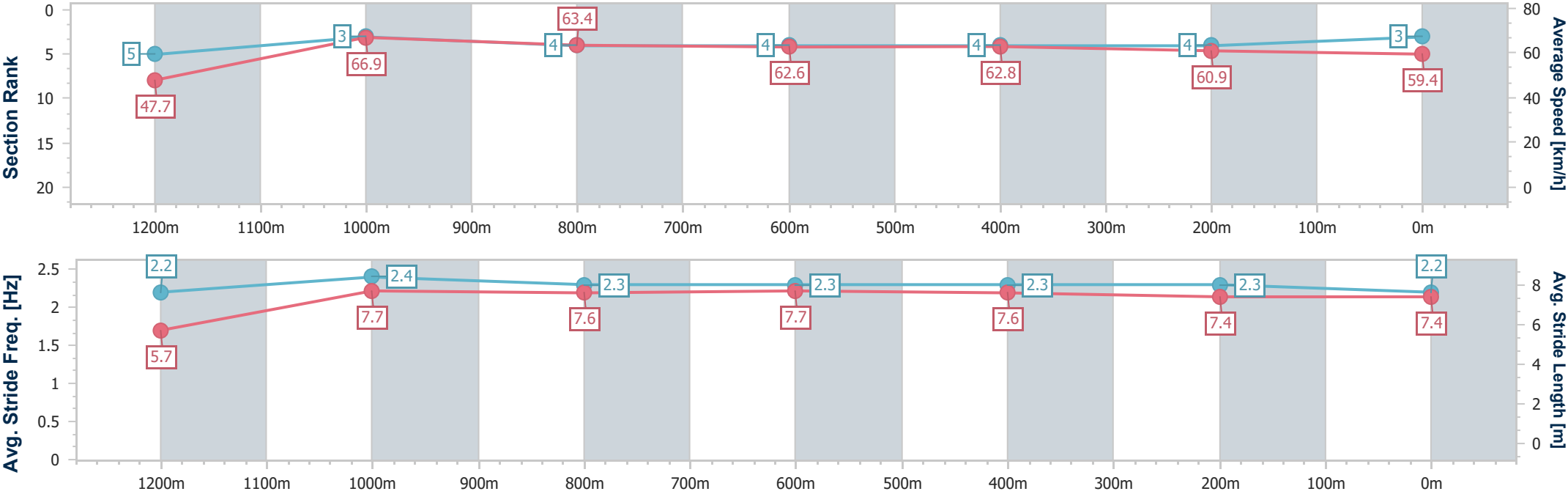
Horse/Jockey Name	Black Minto
Final Rank	3
Fastest Section Time (Section)	0:10.84 (1200m)
Top Speed [km/h] (Section)	68.1 (1200m)
Race State	Finished



IpswichProfessional
Race 8: THE INDUSTRY SCHOOL BENCHMARK 65 Handicap -
1350m
21 January 2026 - 17:39
Track Rating: Good 4, Weather: Fine, Rail Position: +7m Entire



Section	Overall	1200m	1000m	800m	600m	400m	200m						
Section Times	1:20.35 [3] (0:11.33)	1:09.02 [5] (0:10.84)	0:58.18 [3] (0:11.37)	0:46.81 [4] (0:11.45)	0:35.36 [4] (0:11.42)	0:23.94 [4] (0:11.83)	0:12.11 [4] (0:12.11)						
Average Speed [km/h]	47.7	66.9	63.4	62.6	62.8	60.9	59.4						
Top Speed [km/h]	65.9	68.1	65.6	63.6	64.1	61.8	61.2						
Avg. Dist. to Rail [m]	6.7	3.3	0.9	0.7	0.8	0.2	0.2						
Avg. Stride Freq. [Hz]	2.2	2.4	2.3	2.3	2.3	2.3	2.2						
Avg. Stride Length [m]	5.7	7.7	7.6	7.7	7.6	7.4	7.4						





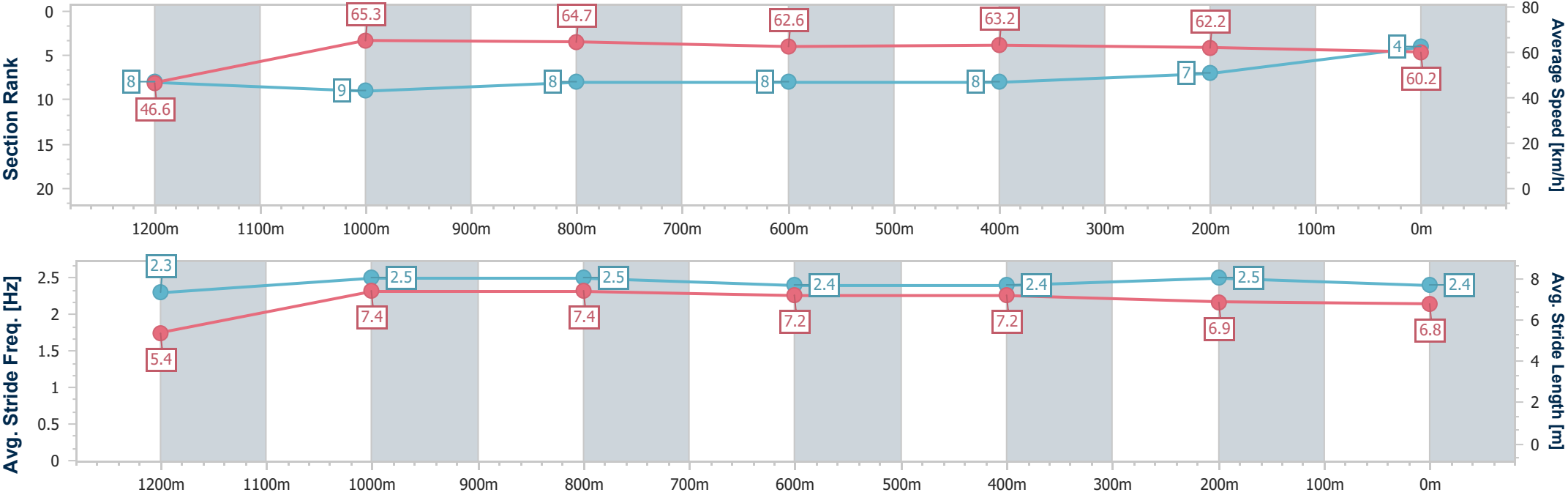
Horse/Jockey Name	Nagamie
Final Rank	4
Fastest Section Time (Section)	0:11.08 (1200m)
Top Speed [km/h] (Section)	66.8 (1000m)
Race State	Finished



IpswichProfessional
Race 8: THE INDUSTRY SCHOOL BENCHMARK 65 Handicap - 1350m
21 January 2026 - 17:39
Track Rating: Good 4, Weather: Fine, Rail Position: +7m Entire



Section	Overall	1200m	1000m	800m	600m	400m	200m						
Section Times	1:20.51 [4] (0:11.59)	1:08.92 [8] (0:11.08)	0:57.84 [9] (0:11.16)	0:46.68 [8] (0:11.50)	0:35.18 [8] (0:11.49)	0:23.69 [8] (0:11.70)	0:11.99 [7] (0:11.99)						
Average Speed [km/h]	46.6	65.3	64.7	62.6	63.2	62.2	60.2						
Top Speed [km/h]	63.5	66.2	66.8	63.7	63.7	63.9	62.5						
Avg. Dist. to Rail [m]	5.8	2.8	1.2	0.9	1.3	3.5	3.0						
Avg. Stride Freq. [Hz]	2.3	2.5	2.5	2.4	2.4	2.5	2.4						
Avg. Stride Length [m]	5.4	7.4	7.4	7.2	7.2	6.9	6.8						





Horse/Jockey Name	Espada Ropera
Final Rank	5
Fastest Section Time (Section)	0:10.94 (1200m)
Top Speed [km/h] (Section)	66.8 (1200m)
Race State	Finished



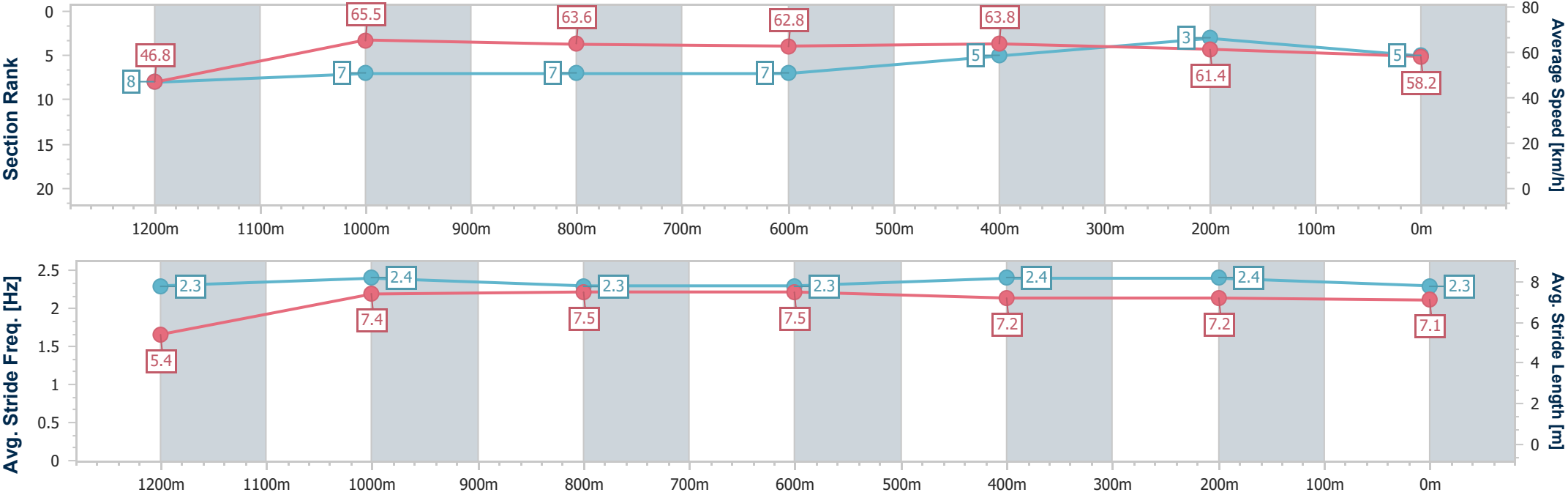
IpswichProfessional
Race 8: THE INDUSTRY SCHOOL BENCHMARK 65 Handicap -
1350m



21 January 2026 - 17:39

Track Rating: Good 4, Weather: Fine, Rail Position: +7m Entire

Section	Overall	1200m	1000m	800m	600m	400m	200m						
Section Times	1:20.55 [5] (0:11.59)	1:08.96 [8] (0:10.94)	0:58.02 [7] (0:11.29)	0:46.73 [7] (0:11.41)	0:35.32 [7] (0:11.24)	0:24.08 [5] (0:11.70)	0:12.38 [3] (0:12.38)						
Average Speed [km/h]	46.8	65.5	63.6	62.8	63.8	61.4	58.2						
Top Speed [km/h]	65.3	66.8	65.6	64.4	65.1	63.4	60.8						
Avg. Dist. to Rail [m]	1.8	0.8	0.8	1.3	1.1	1.0	1.0						
Avg. Stride Freq. [Hz]	2.3	2.4	2.3	2.3	2.4	2.4	2.3						
Avg. Stride Length [m]	5.4	7.4	7.5	7.5	7.2	7.2	7.1						





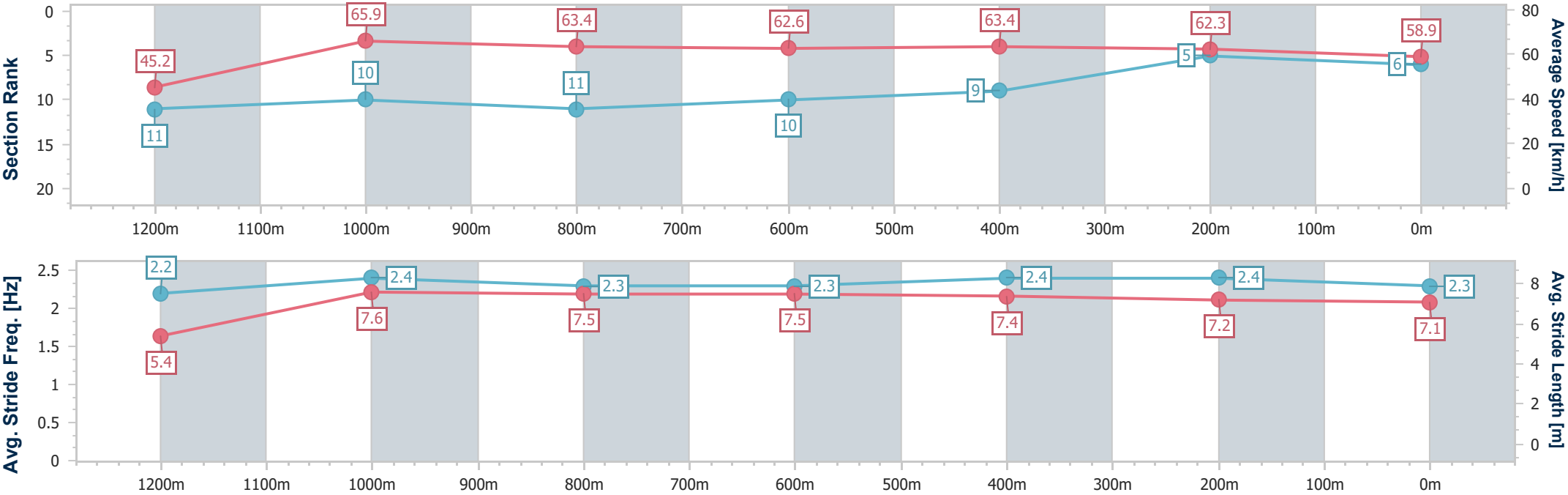
Horse/Jockey Name	Galeka
Final Rank	6
Fastest Section Time (Section)	0:10.89 (1200m)
Top Speed [km/h] (Section)	67.3 (1200m)
Race State	Finished



IpswichProfessional
Race 8: THE INDUSTRY SCHOOL BENCHMARK 65 Handicap - 1350m
21 January 2026 - 17:39
Track Rating: Good 4, Weather: Fine, Rail Position: +7m Entire



Section	Overall	1200m	1000m	800m	600m	400m	200m						
Section Times	1:20.62 [6] (0:11.98)	1:08.64 [11] (0:10.89)	0:57.75 [10] (0:11.33)	0:46.42 [11] (0:11.45)	0:34.97 [10] (0:11.25)	0:23.72 [9] (0:11.49)	0:12.23 [5] (0:12.23)						
Average Speed [km/h]	45.2	65.9	63.4	62.6	63.4	62.3	58.9						
Top Speed [km/h]	64.4	67.3	65.8	63.7	65.2	63.1	62.1						
Avg. Dist. to Rail [m]	5.6	0.7	1.1	1.5	1.7	1.8	0.9						
Avg. Stride Freq. [Hz]	2.2	2.4	2.3	2.3	2.4	2.4	2.3						
Avg. Stride Length [m]	5.4	7.6	7.5	7.5	7.4	7.2	7.1						





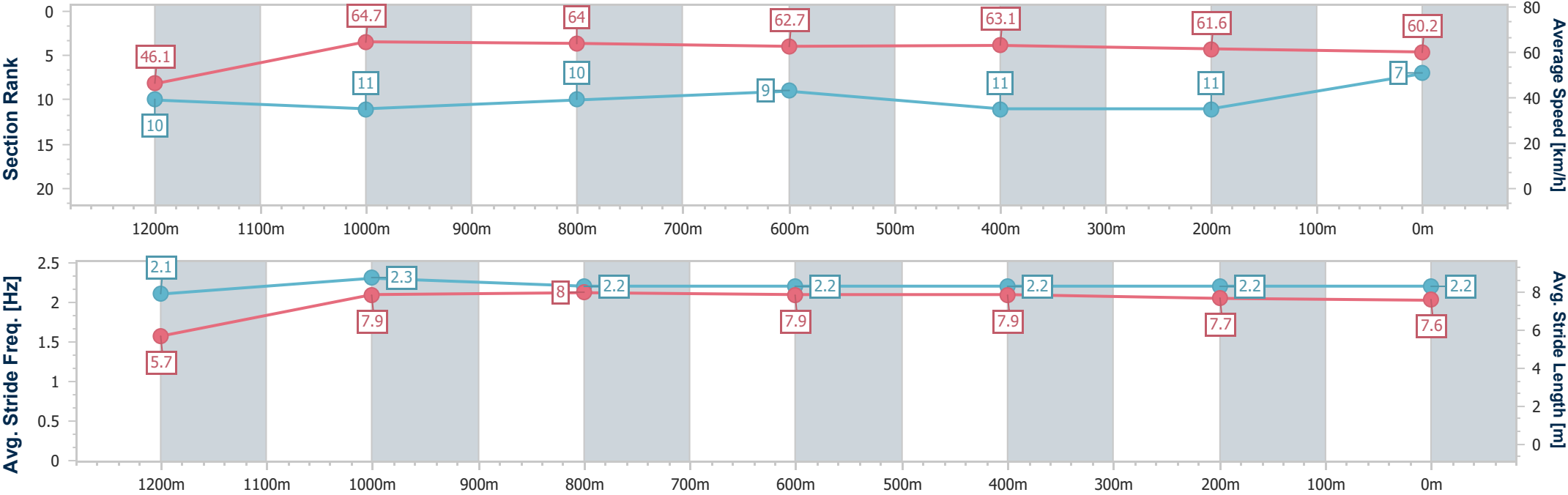
Horse/Jockey Name	Toolatamate
Final Rank	7
Fastest Section Time (Section)	0:11.14 (1200m)
Top Speed [km/h] (Section)	66.9 (1200m)
Race State	Finished



IpswichProfessional
Race 8: THE INDUSTRY SCHOOL BENCHMARK 65 Handicap - 1350m
21 January 2026 - 17:39
Track Rating: Good 4, Weather: Fine, Rail Position: +7m Entire



Section	Overall	1200m	1000m	800m	600m	400m	200m						
Section Times	1:20.79 [7] (0:11.74)	1:09.05 [10] (0:11.14)	0:57.91 [11] (0:11.29)	0:46.62 [10] (0:11.46)	0:35.16 [9] (0:11.46)	0:23.70 [11] (0:11.72)	0:11.98 [11] (0:11.98)						
Average Speed [km/h]	46.1	64.7	64.0	62.7	63.1	61.6	60.2						
Top Speed [km/h]	61.7	66.9	66.1	63.9	64.0	62.6	61.9						
Avg. Dist. to Rail [m]	8.0	2.6	0.3	0.3	0.7	1.9	4.0						
Avg. Stride Freq. [Hz]	2.1	2.3	2.2	2.2	2.2	2.2	2.2						
Avg. Stride Length [m]	5.7	7.9	8.0	7.9	7.9	7.7	7.6						





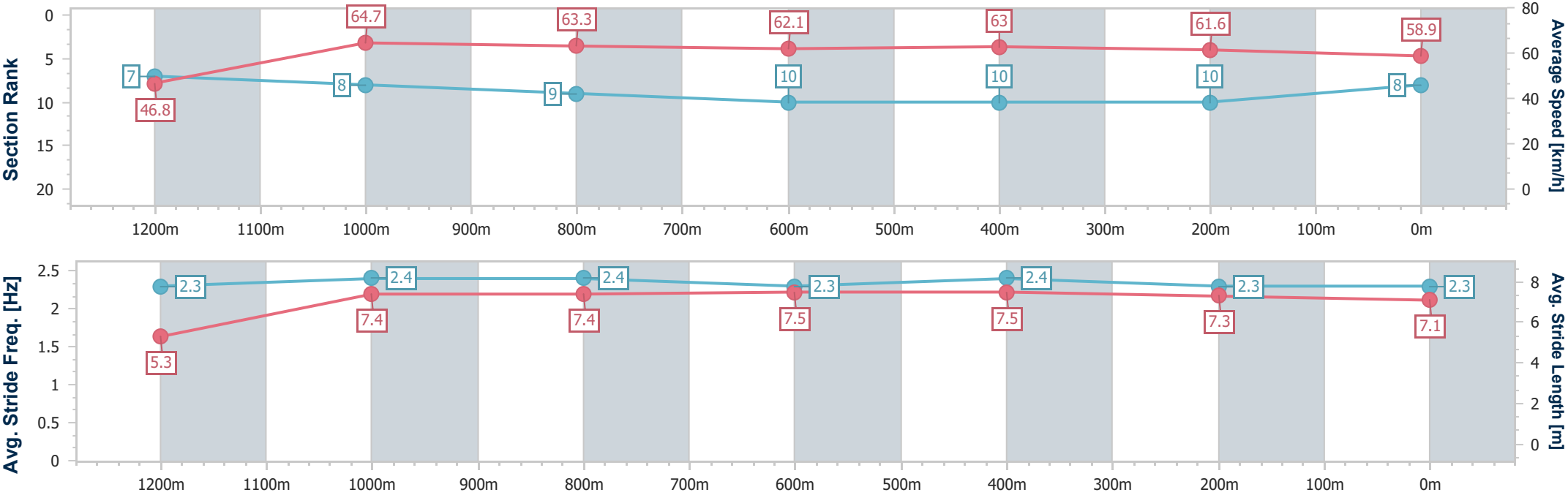
Horse/Jockey Name	Cardiologist
Final Rank	8
Fastest Section Time (Section)	0:11.13 (1200m)
Top Speed [km/h] (Section)	66.0 (1200m)
Race State	Finished



IpswichProfessional
Race 8: THE INDUSTRY SCHOOL BENCHMARK 65 Handicap - 1350m
21 January 2026 - 17:39
Track Rating: Good 4, Weather: Fine, Rail Position: +7m Entire



Section	Overall	1200m	1000m	800m	600m	400m	200m						
Section Times	1:20.96 [8] (0:11.54)	1:09.42 [7] (0:11.13)	0:58.29 [8] (0:11.40)	0:46.89 [9] (0:11.58)	0:35.31 [10] (0:11.40)	0:23.91 [10] (0:11.72)	0:12.19 [10] (0:12.19)						
Average Speed [km/h]	46.8	64.7	63.3	62.1	63.0	61.6	58.9						
Top Speed [km/h]	63.0	66.0	65.2	63.0	64.7	62.9	62.5						
Avg. Dist. to Rail [m]	4.1	1.2	0.6	0.3	0.2	0.5	1.7						
Avg. Stride Freq. [Hz]	2.3	2.4	2.4	2.3	2.4	2.3	2.3						
Avg. Stride Length [m]	5.3	7.4	7.4	7.5	7.5	7.3	7.1						





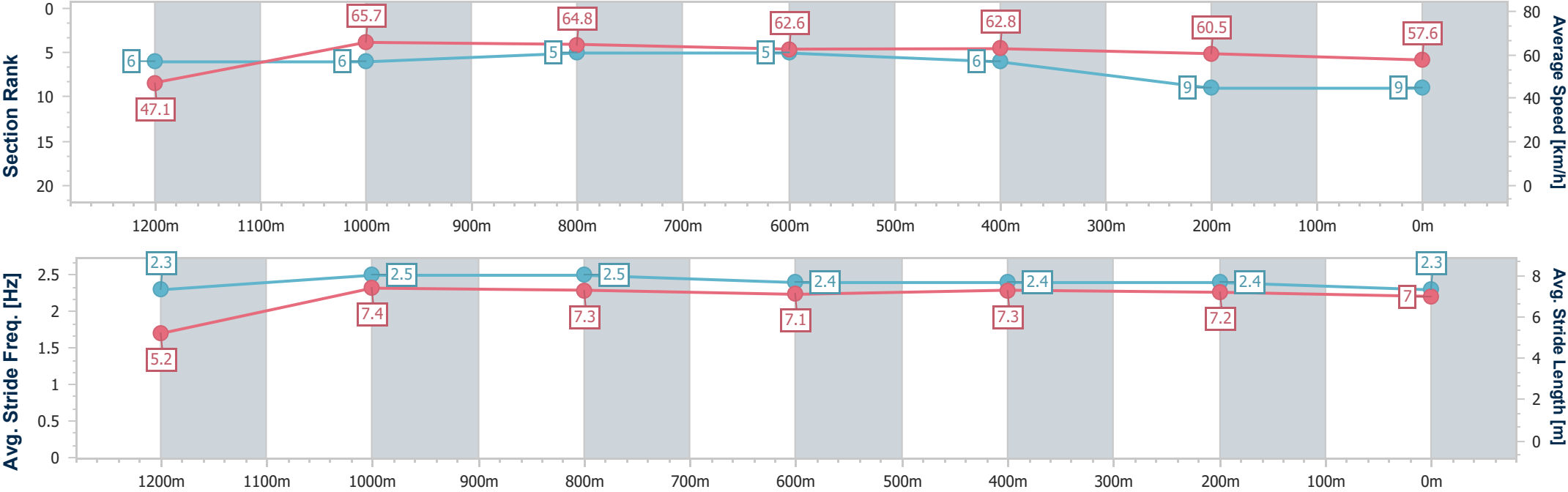
Horse/Jockey Name	Tango Queen
Final Rank	9
Fastest Section Time (Section)	0:10.98 (1200m)
Top Speed [km/h] (Section)	69.5 (1200m)
Race State	Finished



IpswichProfessional
Race 8: THE INDUSTRY SCHOOL BENCHMARK 65 Handicap -
1350m
21 January 2026 - 17:39
Track Rating: Good 4, Weather: Fine, Rail Position: +7m Entire



Section	Overall	1200m	1000m	800m	600m	400m	200m						
Section Times	1:21.09 [9] (0:11.47)	1:09.62 [6] (0:10.98)	0:58.64 [6] (0:11.11)	0:47.53 [5] (0:11.60)	0:35.93 [5] (0:11.49)	0:24.44 [6] (0:11.93)	0:12.51 [9] (0:12.51)						
Average Speed [km/h]	47.1	65.7	64.8	62.6	62.8	60.5	57.6						
Top Speed [km/h]	66.1	69.5	66.9	64.0	64.6	62.8	59.7						
Avg. Dist. to Rail [m]	4.4	2.8	1.4	1.0	0.9	1.3	3.2						
Avg. Stride Freq. [Hz]	2.3	2.5	2.5	2.4	2.4	2.4	2.3						
Avg. Stride Length [m]	5.2	7.4	7.3	7.1	7.3	7.2	7.0						





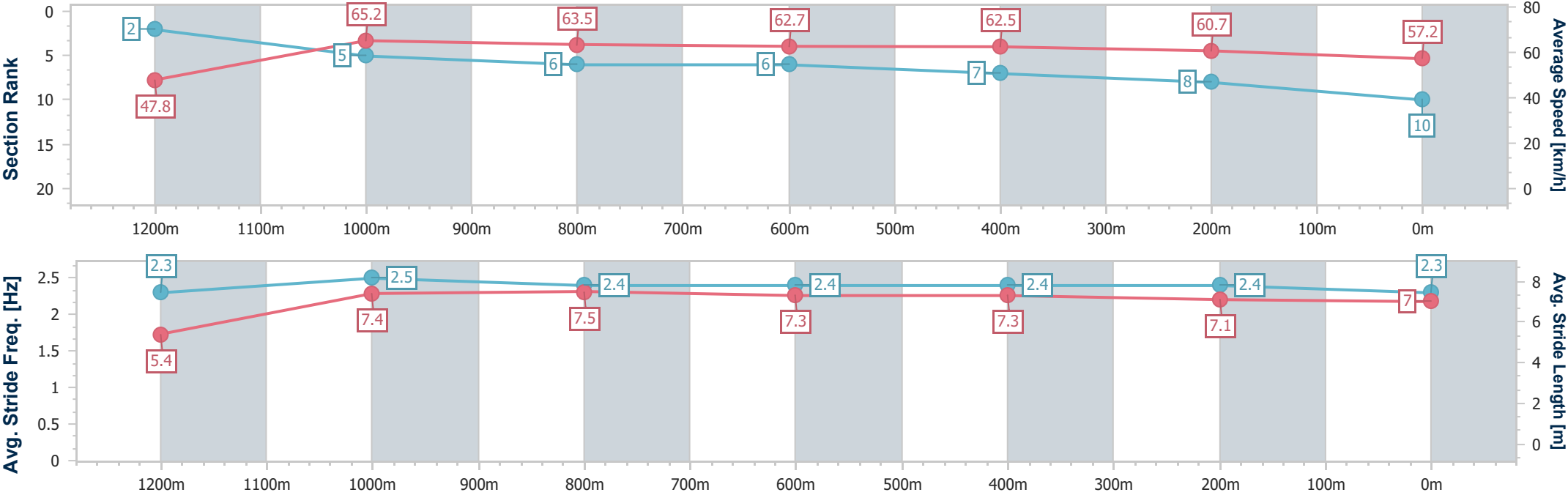
Horse/Jockey Name	Powerful Eagle
Final Rank	10
Fastest Section Time (Section)	0:11.05 (1200m)
Top Speed [km/h] (Section)	66.4 (1200m)
Race State	Finished



IpswichProfessional
Race 8: THE INDUSTRY SCHOOL BENCHMARK 65 Handicap - 1350m
21 January 2026 - 17:39
Track Rating: Good 4, Weather: Fine, Rail Position: +7m Entire



Section	Overall	1200m	1000m	800m	600m	400m	200m						
Section Times	1:21.12 [10] (0:11.27)	1:09.85 [2] (0:11.05)	0:58.80 [5] (0:11.41)	0:47.39 [6] (0:11.47)	0:35.92 [6] (0:11.49)	0:24.43 [7] (0:11.85)	0:12.58 [8] (0:12.58)						
Average Speed [km/h]	47.8	65.2	63.5	62.7	62.5	60.7	57.2						
Top Speed [km/h]	66.2	66.4	64.8	64.1	63.0	62.8	60.7						
Avg. Dist. to Rail [m]	3.5	2.1	0.7	0.3	0.5	0.6	1.9						
Avg. Stride Freq. [Hz]	2.3	2.5	2.4	2.4	2.4	2.4	2.3						
Avg. Stride Length [m]	5.4	7.4	7.5	7.3	7.3	7.1	7.0						





Horse/Jockey Name	Better Not Forget
Final Rank	11
Fastest Section Time (Section)	0:10.67 (1200m)
Top Speed [km/h] (Section)	68.7 (1200m)
Race State	Finished



IpswichProfessional
Race 8: THE INDUSTRY SCHOOL BENCHMARK 65 Handicap -
1350m
21 January 2026 - 17:39
Track Rating: Good 4, Weather: Fine, Rail Position: +7m Entire



Section	Overall	1200m	1000m	800m	600m	400m	200m						
Section Times	1:21.48 [11] (0:11.27)	1:10.21 [3] (0:10.67)	0:59.54 [1] (0:11.19)	0:48.35 [2] (0:11.36)	0:36.99 [2] (0:11.65)	0:25.34 [2] (0:12.29)	0:13.05 [6] (0:13.05)						
Average Speed [km/h]	47.8	67.6	64.0	62.9	61.9	59.0	55.2						
Top Speed [km/h]	66.9	68.7	65.6	63.6	62.8	60.4	57.5						
Avg. Dist. to Rail [m]	2.3	0.8	1.0	1.1	0.5	1.6	1.4						
Avg. Stride Freq. [Hz]	2.3	2.6	2.5	2.5	2.5	2.5	2.4						
Avg. Stride Length [m]	5.4	6.9	6.8	6.4	6.5	6.5	6.4						

