

Track Rating: Soft 5, Weather: Fine, Rail Position: True

Section						Overall	1000m	800m	600m	400m	200m	Last 600m		
Field Times						1:10.35 (0:13.24)	0:57.11 (0:10.78)	0:46.33 (0:11.30)	0:35.03 (0:11.42)	0:23.61 (0:11.47)	0:12.14 (0:12.14)	0:35.03		
Rank	TAB	Horse/Jockey	Barrier	Top Speed [km/h]	Fastest Section							Margin	Distance Travelled [m]	
1	14	MISS HIGHFALUTIN	3	69.0	0:10.71	1:10.35 [1]	0:56.44 [7]	0:45.73 [7]	0:34.47 [6]	0:22.88 [5]	0:11.65 [5]	1:10.35	0:34.47	
		Gary Geran		1000m	1000m	(0:13.91)	(0:10.71)	(0:11.26)	(0:11.59)	(0:11.23)	(0:11.65)			
2	2	CHEVALLUM	4	68.9	0:10.81	1:10.37 [2]	0:56.73 [3]	0:45.92 [5]	0:34.64 [4]	0:23.26 [4]	0:11.86 [4]	0.14L	0:34.64	-2
		Boris Thornton		1000m	1000m	(0:13.64)	(0:10.81)	(0:11.28)	(0:11.38)	(0:11.40)	(0:11.86)			
3	12	SLEEPY JOE	9	69.9	0:10.78	1:10.38 [3]	0:57.14 [1]	0:46.36 [1]	0:35.06 [1]	0:23.64 [1]	0:12.17 [1]	0.21L	0:35.06	-8
		Colleen Krahn		Overall	1000m	(0:13.24)	(0:10.78)	(0:11.30)	(0:11.42)	(0:11.47)	(0:12.17)			
4	3	YES DONALD YES	10	68.0	0:10.82	1:10.41 [4]	0:56.49 [8]	0:45.67 [8]	0:34.29 [8]	0:22.90 [8]	0:11.53 [7]	0.36L	0:34.29	+1
		Damien Boche		1000m	1000m	(0:13.92)	(0:10.82)	(0:11.38)	(0:11.39)	(0:11.37)	(0:11.53)			
5	10	MAFIOSA	7	69.5	0:10.71	1:10.73 [5]	0:57.25 [2]	0:46.54 [2]	0:35.28 [2]	0:23.78 [2]	0:12.37 [2]	2.27L	0:35.28	-3
		Karl Zechner		1000m	1000m	(0:13.48)	(0:10.71)	(0:11.26)	(0:11.50)	(0:11.41)	(0:12.37)			
6	7	DUAL MASTERY	1	68.7	0:10.68	1:10.75 [6]	0:57.02 [5]	0:46.34 [4]	0:35.13 [3]	0:23.73 [3]	0:12.27 [3]	2.36L	0:35.13	-8
		Les Tilley		1000m	1000m	(0:13.73)	(0:10.68)	(0:11.21)	(0:11.40)	(0:11.46)	(0:12.27)			
7	22	SOUTHAMPTON NICCO	6	68.8	0:10.69	1:10.79 [7]	0:56.89 [6]	0:46.20 [6]	0:34.79 [7]	0:23.30 [6]	0:11.95 [6]	2.61L	0:34.79	-12
		Bailie Baker		1000m	1000m	(0:13.90)	(0:10.69)	(0:11.41)	(0:11.49)	(0:11.35)	(0:11.95)			
8	17	CROSS OF SCARLET	2	68.5	0:10.89	1:11.19 [8]	0:56.84 [10]	0:45.95 [10]	0:34.58 [10]	0:23.34 [10]	0:12.04 [9]	4.95L	0:34.58	-8
		Brandon Lerena		1000m	1000m	(0:14.35)	(0:10.89)	(0:11.37)	(0:11.24)	(0:11.30)	(0:12.04)			
9	11	GRIGIA	5	67.3	0:10.84	1:11.21 [9]	0:57.20 [9]	0:46.36 [9]	0:34.99 [9]	0:23.59 [9]	0:12.20 [8]	5.1L	0:34.99	-3
		Harrison Shaw		1000m	1000m	(0:14.01)	(0:10.84)	(0:11.37)	(0:11.40)	(0:11.39)	(0:12.20)			
10	5	BETTER FOR IT	8	68.7	0:10.73	1:12.32 [10]	0:58.67 [4]	0:47.94 [3]	0:36.51 [5]	0:24.83 [7]	0:12.87 [10]	11.63L	0:36.51	-3
		Paul Hamblin		1000m	1000m	(0:13.65)	(0:10.73)	(0:11.43)	(0:11.68)	(0:11.96)	(0:12.87)			

Scratched: Kindly (#18), Legal Cause (#1), Chimborazo (#6), Fortunas Girl (#8), Valour's Girl (#16), Bay Of The South (#4), Happy Wins (#9), Voltessa (#13), Magic Steps (#15), Claw Machine (#19), Desert Daw



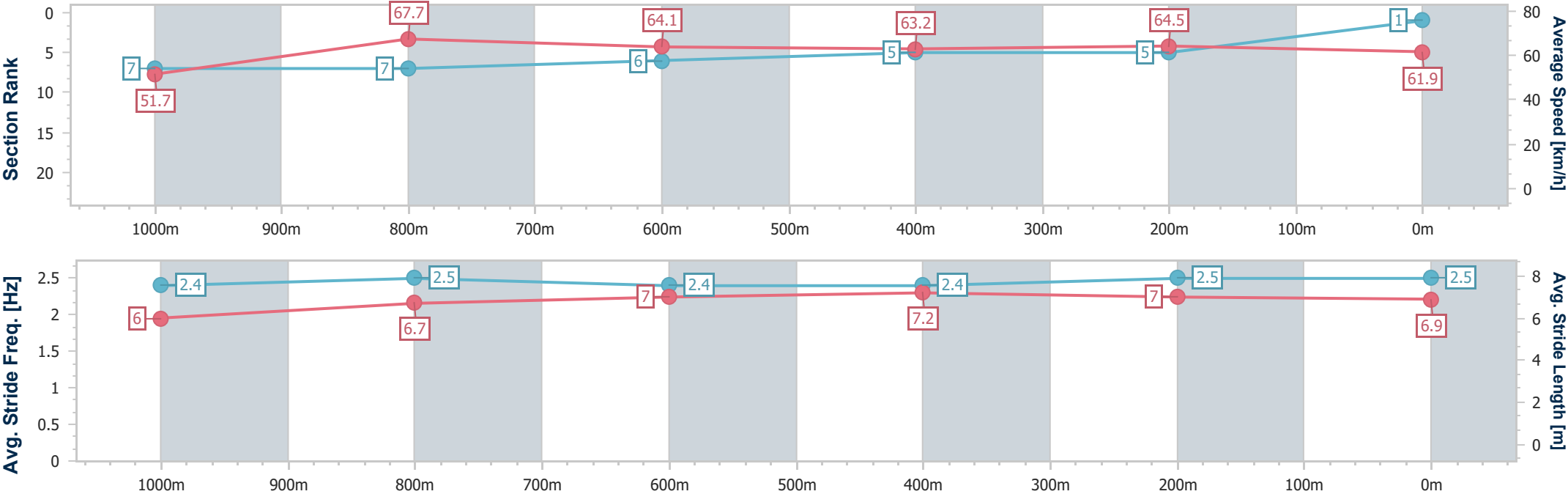
Horse/Jockey Name	Miss Highfalutin
Final Rank	1
Fastest Section Time (Section)	0:10.71 (1000m)
Top Speed [km/h] (Section)	69.0 (1000m)
Race State	Finished



Picklebet Park WarwickProfessional
Race 1: TINT TECH & AUTO Maiden Handicap - 1200m
22 January 2026 - 13:32
Track Rating: Soft 5, Weather: Fine, Rail Position: True



Section	Overall	1000m	800m	600m	400m	200m								
Section Times	1:10.35 [1] (0:13.91)	0:56.44 [7] (0:10.71)	0:45.73 [7] (0:11.26)	0:34.47 [6] (0:11.59)	0:22.88 [5] (0:11.23)	0:11.65 [5] (0:11.65)								
Average Speed [km/h]	51.7	67.7	64.1	63.2	64.5	61.9								
Top Speed [km/h]	68.5	69.0	65.4	64.4	65.5	65.1								
Avg. Dist. to Rail [m]	2.4	1.3	0.8	3.0	4.9	4.7								
Avg. Stride Freq. [Hz]	2.4	2.5	2.4	2.4	2.5	2.5								
Avg. Stride Length [m]	6.0	6.7	7.0	7.2	7.0	6.9								





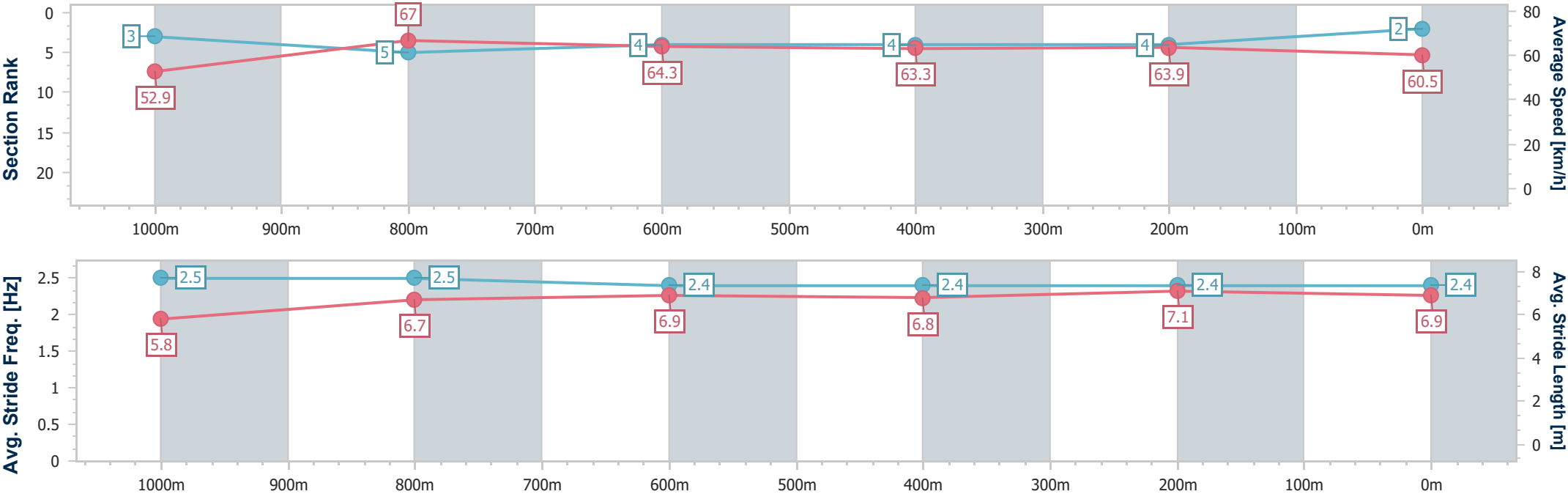
Horse/Jockey Name	Chevallum
Final Rank	2
Fastest Section Time (Section)	0:10.81 (1000m)
Top Speed [km/h] (Section)	68.9 (1000m)
Race State	Finished



Picklebet Park WarwickProfessional
Race 1: TINT TECH & AUTO Maiden Handicap - 1200m
22 January 2026 - 13:32
Track Rating: Soft 5, Weather: Fine, Rail Position: True



Section	Overall	1000m	800m	600m	400m	200m								
Section Times	1:10.37 [2] (0:13.64)	0:56.73 [3] (0:10.81)	0:45.92 [5] (0:11.28)	0:34.64 [4] (0:11.38)	0:23.26 [4] (0:11.40)	0:11.86 [4] (0:11.86)								
Average Speed [km/h]	52.9	67.0	64.3	63.3	63.9	60.5								
Top Speed [km/h]	67.5	68.9	65.9	64.0	64.8	63.0								
Avg. Dist. to Rail [m]	4.0	2.6	0.9	0.9	4.4	8.4								
Avg. Stride Freq. [Hz]	2.5	2.5	2.4	2.4	2.4	2.4								
Avg. Stride Length [m]	5.8	6.7	6.9	6.8	7.1	6.9								





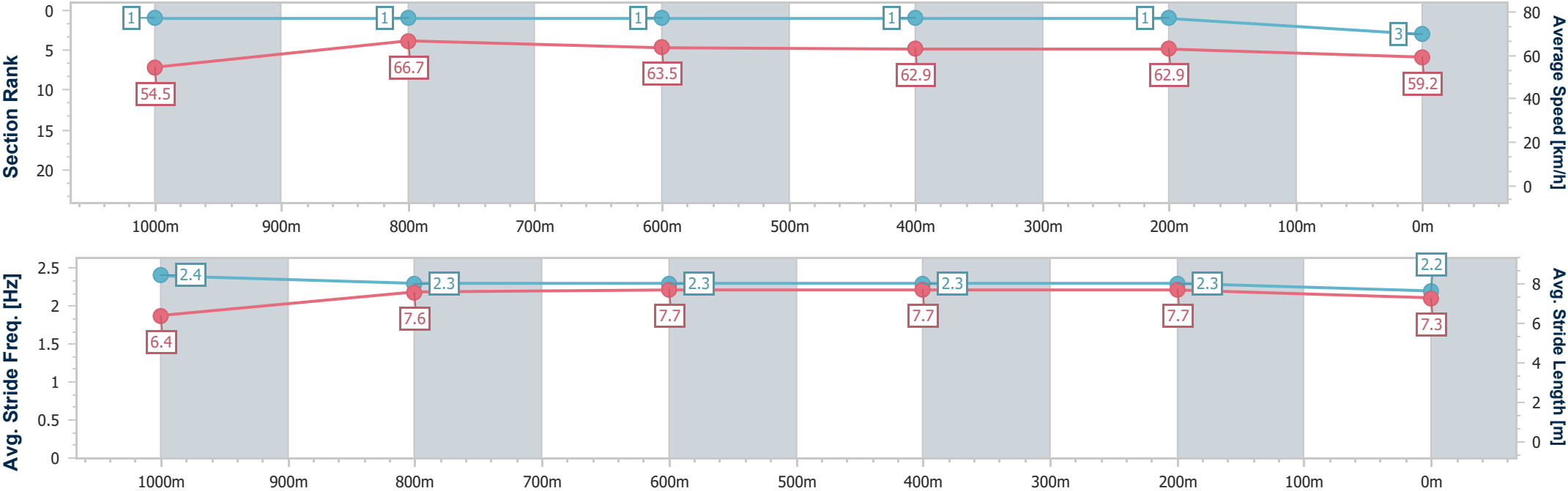
Horse/Jockey Name	Sleepy Joe
Final Rank	3
Fastest Section Time (Section)	0:10.78 (1000m)
Top Speed [km/h] (Section)	69.9 (Overall)
Race State	Finished



Picklebet Park WarwickProfessional
Race 1: TINT TECH & AUTO Maiden Handicap - 1200m
22 January 2026 - 13:32
Track Rating: Soft 5, Weather: Fine, Rail Position: True



Section	Overall	1000m	800m	600m	400m	200m							
Section Times	1:10.38 [3] (0:13.24)	0:57.14 [1] (0:10.78)	0:46.36 [1] (0:11.30)	0:35.06 [1] (0:11.42)	0:23.64 [1] (0:11.47)	0:12.17 [1] (0:12.17)							
Average Speed [km/h]	54.5	66.7	63.5	62.9	62.9	59.2							
Top Speed [km/h]	69.9	69.6	64.3	64.3	64.2	61.6							
Avg. Dist. to Rail [m]	7.1	0.5	0.9	0.5	2.3	5.2							
Avg. Stride Freq. [Hz]	2.4	2.3	2.3	2.3	2.3	2.2							
Avg. Stride Length [m]	6.4	7.6	7.7	7.7	7.7	7.3							





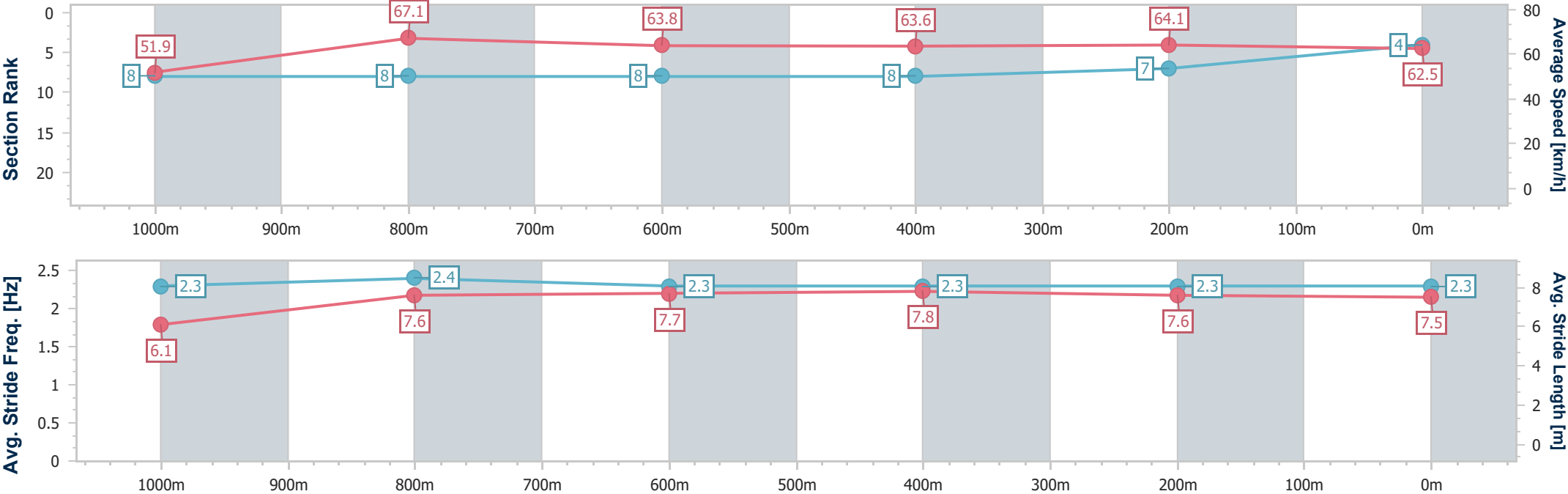
Horse/Jockey Name	Yes Donald Yes
Final Rank	4
Fastest Section Time (Section)	0:10.82 (1000m)
Top Speed [km/h] (Section)	68.0 (1000m)
Race State	Finished



Picklebet Park WarwickProfessional
Race 1: TINT TECH & AUTO Maiden Handicap - 1200m
22 January 2026 - 13:32
Track Rating: Soft 5, Weather: Fine, Rail Position: True



Section	Overall	1000m	800m	600m	400m	200m							
Section Times	1:10.41 [4] (0:13.92)	0:56.49 [8] (0:10.82)	0:45.67 [8] (0:11.38)	0:34.29 [8] (0:11.39)	0:22.90 [8] (0:11.37)	0:11.53 [7] (0:11.53)							
Average Speed [km/h]	51.9	67.1	63.8	63.6	64.1	62.5							
Top Speed [km/h]	67.8	68.0	66.0	65.1	64.9	64.9							
Avg. Dist. to Rail [m]	8.4	3.8	1.5	1.6	6.0	8.5							
Avg. Stride Freq. [Hz]	2.3	2.4	2.3	2.3	2.3	2.3							
Avg. Stride Length [m]	6.1	7.6	7.7	7.8	7.6	7.5							





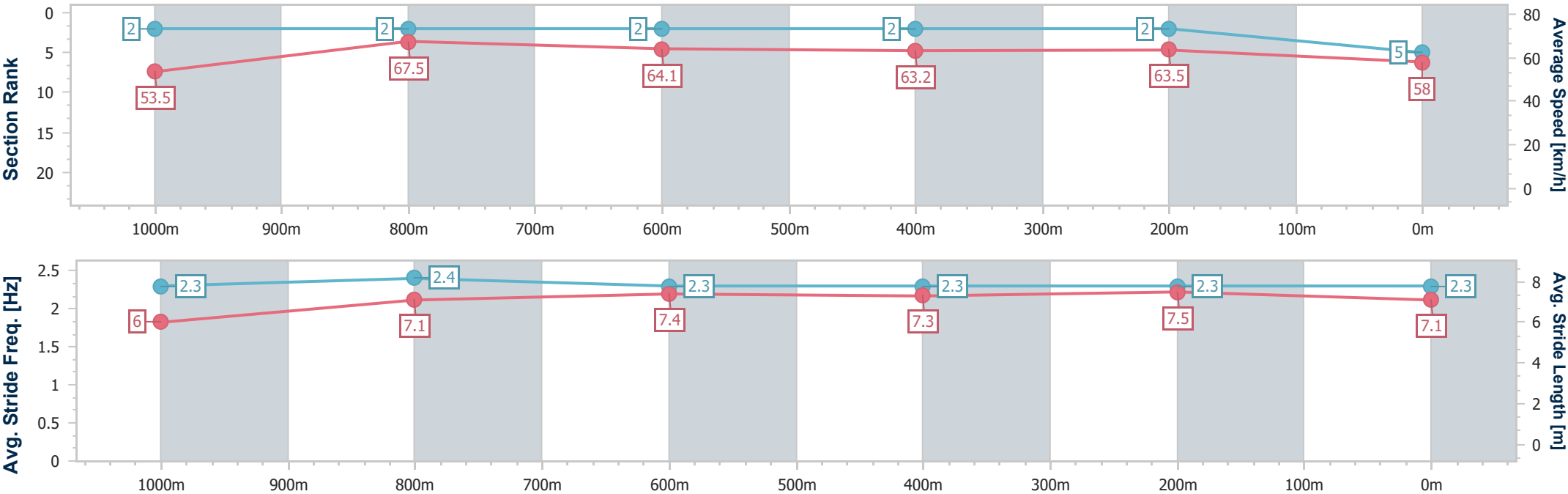
Horse/Jockey Name	Mafiosa
Final Rank	5
Fastest Section Time (Section)	0:10.71 (1000m)
Top Speed [km/h] (Section)	69.5 (1000m)
Race State	Finished



Picklebet Park WarwickProfessional
Race 1: TINT TECH & AUTO Maiden Handicap - 1200m
22 January 2026 - 13:32
Track Rating: Soft 5, Weather: Fine, Rail Position: True



Section	Overall	1000m	800m	600m	400m	200m								
Section Times	1:10.73 [5] (0:13.48)	0:57.25 [2] (0:10.71)	0:46.54 [2] (0:11.26)	0:35.28 [2] (0:11.50)	0:23.78 [2] (0:11.41)	0:12.37 [2] (0:12.37)								
Average Speed [km/h]	53.5	67.5	64.1	63.2	63.5	58.0								
Top Speed [km/h]	69.2	69.5	66.1	63.9	64.4	61.5								
Avg. Dist. to Rail [m]	6.2	2.0	0.9	1.1	3.1	5.8								
Avg. Stride Freq. [Hz]	2.3	2.4	2.3	2.3	2.3	2.3								
Avg. Stride Length [m]	6.0	7.1	7.4	7.3	7.5	7.1								





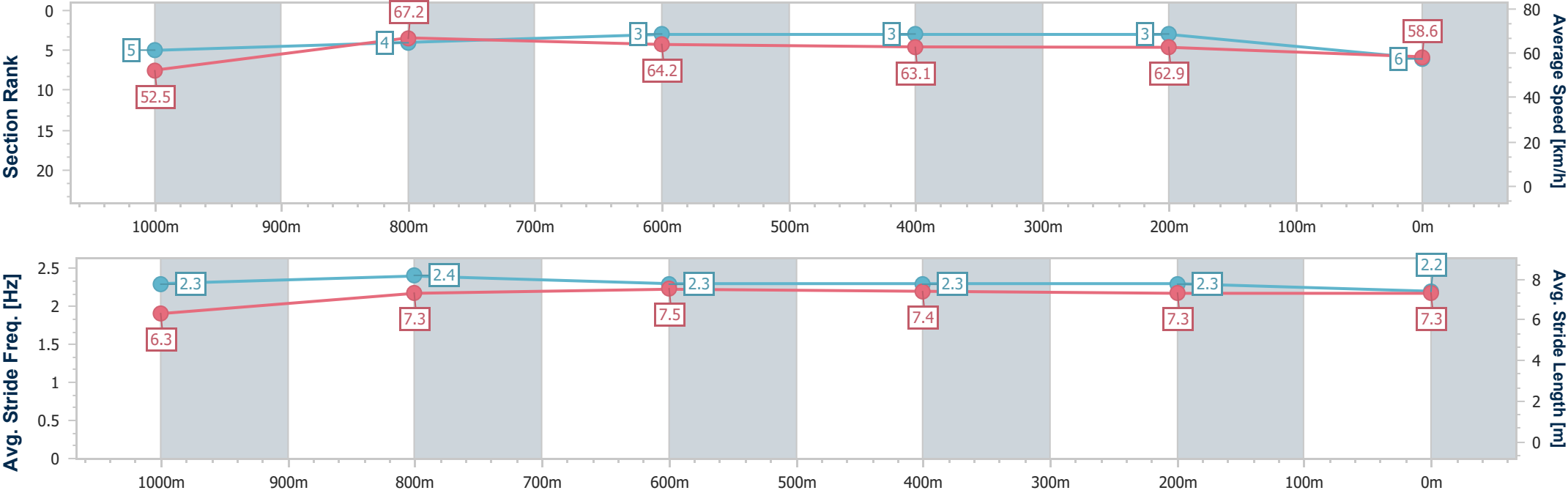
Horse/Jockey Name	Dual Mastery
Final Rank	6
Fastest Section Time (Section)	0:10.68 (1000m)
Top Speed [km/h] (Section)	68.7 (1000m)
Race State	Finished



Picklebet Park WarwickProfessional
Race 1: TINT TECH & AUTO Maiden Handicap - 1200m
22 January 2026 - 13:32
Track Rating: Soft 5, Weather: Fine, Rail Position: True



Section	Overall	1000m	800m	600m	400m	200m							
Section Times	1:10.75 [6] (0:13.73)	0:57.02 [5] (0:10.68)	0:46.34 [4] (0:11.21)	0:35.13 [3] (0:11.40)	0:23.73 [3] (0:11.46)	0:12.27 [3] (0:12.27)							
Average Speed [km/h]	52.5	67.2	64.2	63.1	62.9	58.6							
Top Speed [km/h]	67.9	68.7	65.8	63.4	63.7	61.4							
Avg. Dist. to Rail [m]	0.9	0.3	0.5	0.3	1.2	2.2							
Avg. Stride Freq. [Hz]	2.3	2.4	2.3	2.3	2.3	2.2							
Avg. Stride Length [m]	6.3	7.3	7.5	7.4	7.3	7.3							





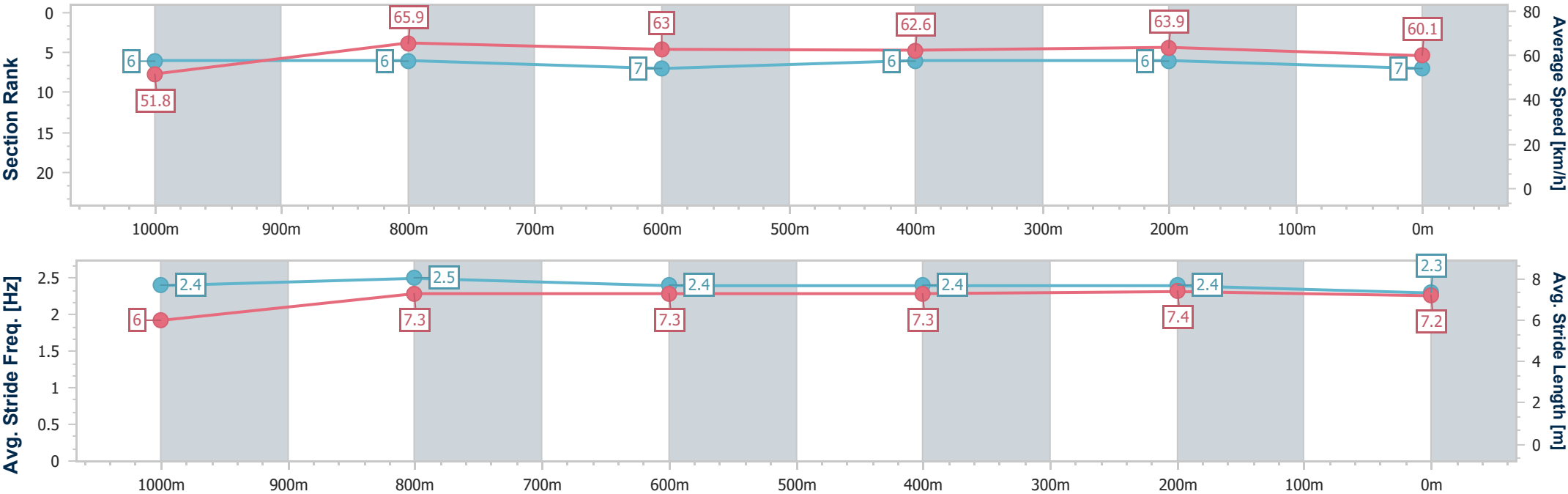
Horse/Jockey Name	Southampton Nicco
Final Rank	7
Fastest Section Time (Section)	0:10.69 (1000m)
Top Speed [km/h] (Section)	68.8 (1000m)
Race State	Finished



Picklebet Park WarwickProfessional
Race 1: TINT TECH & AUTO Maiden Handicap - 1200m
22 January 2026 - 13:32
Track Rating: Soft 5, Weather: Fine, Rail Position: True



Section	Overall	1000m	800m	600m	400m	200m							
Section Times	1:10.79 [7] (0:13.90)	0:56.89 [6] (0:10.69)	0:46.20 [6] (0:11.41)	0:34.79 [7] (0:11.49)	0:23.30 [6] (0:11.35)	0:11.95 [6] (0:11.95)							
Average Speed [km/h]	51.8	65.9	63.0	62.6	63.9	60.1							
Top Speed [km/h]	62.6	68.8	68.5	64.1	64.9	64.5							
Avg. Dist. to Rail [m]	5.0	2.5	1.6	1.2	3.6	3.7							
Avg. Stride Freq. [Hz]	2.4	2.5	2.4	2.4	2.4	2.3							
Avg. Stride Length [m]	6.0	7.3	7.3	7.3	7.4	7.2							





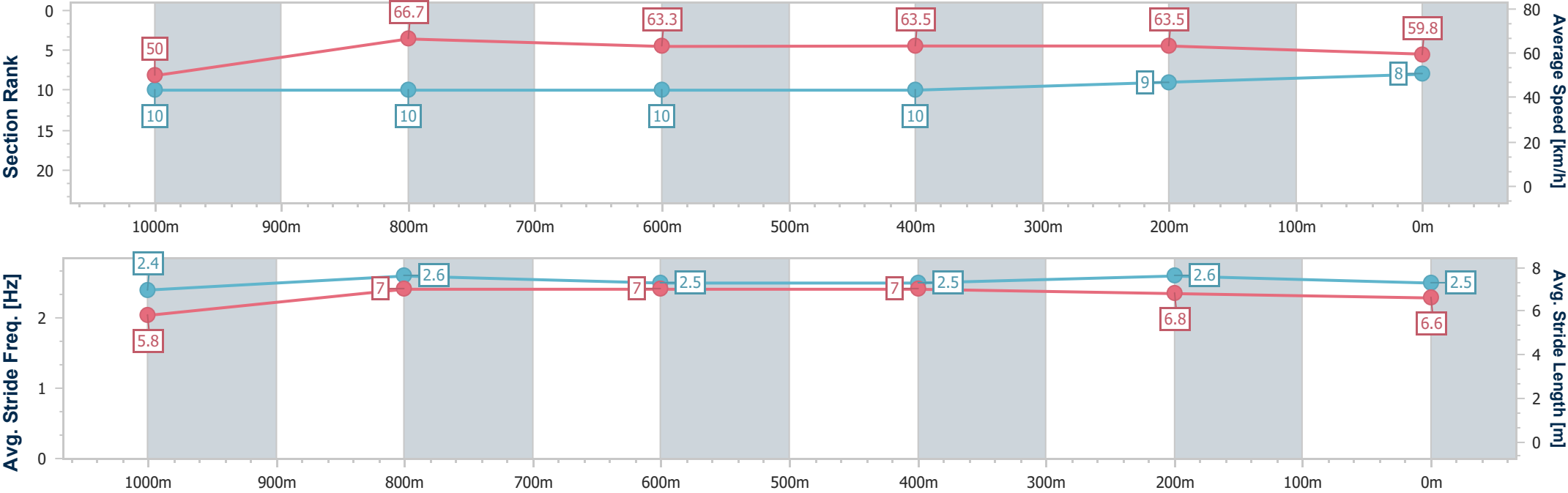
Horse/Jockey Name	Cross Of Scarlet
Final Rank	8
Fastest Section Time (Section)	0:10.89 (1000m)
Top Speed [km/h] (Section)	68.5 (1000m)
Race State	Finished



Picklebet Park WarwickProfessional
Race 1: TINT TECH & AUTO Maiden Handicap - 1200m
22 January 2026 - 13:32
Track Rating: Soft 5, Weather: Fine, Rail Position: True



Section	Overall	1000m	800m	600m	400m	200m								
Section Times	1:11.19 [8] (0:14.35)	0:56.84 [10] (0:10.89)	0:45.95 [10] (0:11.37)	0:34.58 [10] (0:11.24)	0:23.34 [10] (0:11.30)	0:12.04 [9] (0:12.04)								
Average Speed [km/h]	50.0	66.7	63.3	63.5	63.5	59.8								
Top Speed [km/h]	68.5	68.5	65.9	64.8	65.7	61.7								
Avg. Dist. to Rail [m]	2.0	2.3	0.7	1.6	1.5	2.4								
Avg. Stride Freq. [Hz]	2.4	2.6	2.5	2.5	2.6	2.5								
Avg. Stride Length [m]	5.8	7.0	7.0	7.0	6.8	6.6								





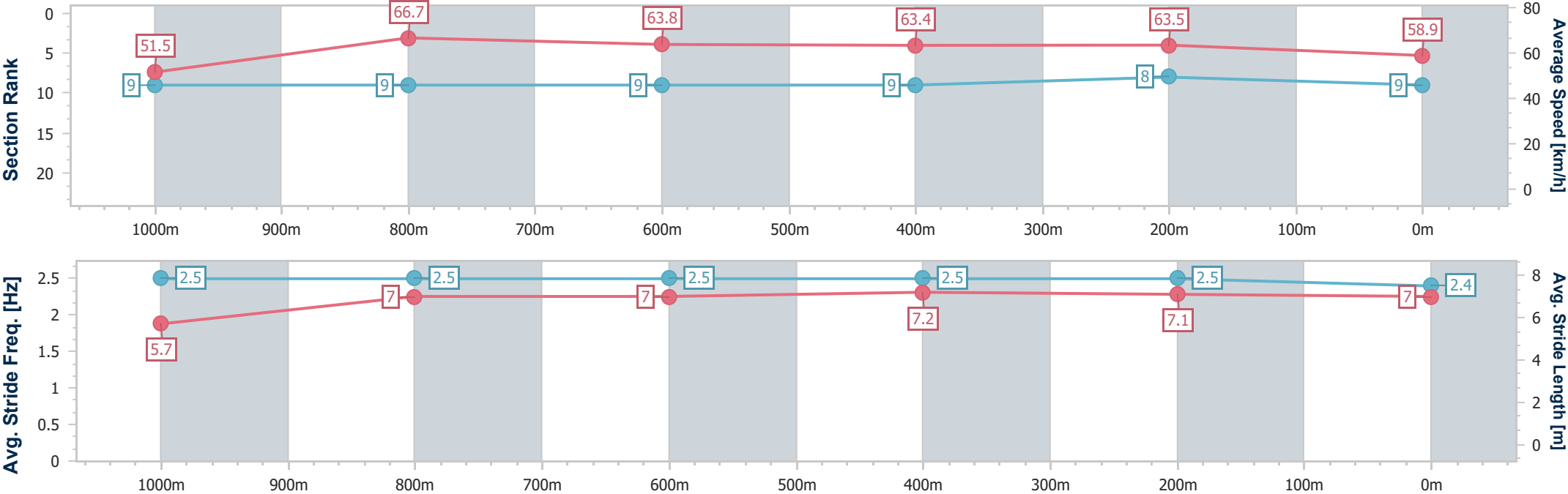
Horse/Jockey Name	Grigia
Final Rank	9
Fastest Section Time (Section)	0:10.84 (1000m)
Top Speed [km/h] (Section)	67.3 (1000m)
Race State	Finished



Picklebet Park WarwickProfessional
Race 1: TINT TECH & AUTO Maiden Handicap - 1200m
22 January 2026 - 13:32
Track Rating: Soft 5, Weather: Fine, Rail Position: True



Section	Overall	1000m	800m	600m	400m	200m								
Section Times	1:11.21 [9] (0:14.01)	0:57.20 [9] (0:10.84)	0:46.36 [9] (0:11.37)	0:34.99 [9] (0:11.40)	0:23.59 [9] (0:11.39)	0:12.20 [8] (0:12.20)								
Average Speed [km/h]	51.5	66.7	63.8	63.4	63.5	58.9								
Top Speed [km/h]	66.8	67.3	65.7	64.4	64.4	63.0								
Avg. Dist. to Rail [m]	3.9	1.6	0.6	0.7	3.3	5.2								
Avg. Stride Freq. [Hz]	2.5	2.5	2.5	2.5	2.5	2.4								
Avg. Stride Length [m]	5.7	7.0	7.0	7.2	7.1	7.0								





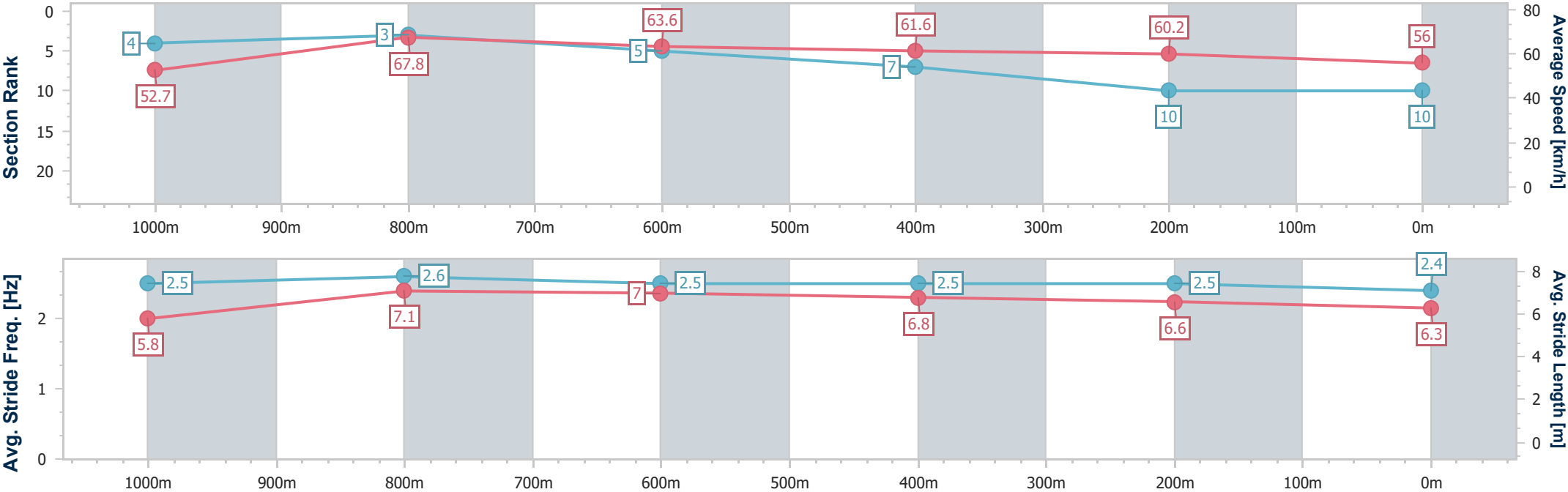
Horse/Jockey Name	Better For It
Final Rank	10
Fastest Section Time (Section)	0:10.73 (1000m)
Top Speed [km/h] (Section)	68.7 (1000m)
Race State	Finished



Picklebet Park WarwickProfessional
Race 1: TINT TECH & AUTO Maiden Handicap - 1200m
22 January 2026 - 13:32
Track Rating: Soft 5, Weather: Fine, Rail Position: True



Section	Overall	1000m	800m	600m	400m	200m								
Section Times	1:12.32 [10] (0:13.65)	0:58.67 [4] (0:10.73)	0:47.94 [3] (0:11.43)	0:36.51 [5] (0:11.68)	0:24.83 [7] (0:11.96)	0:12.87 [10] (0:12.87)								
Average Speed [km/h]	52.7	67.8	63.6	61.6	60.2	56.0								
Top Speed [km/h]	68.7	68.7	65.9	63.0	61.8	58.2								
Avg. Dist. to Rail [m]	6.5	2.9	1.6	0.3	0.8	1.0								
Avg. Stride Freq. [Hz]	2.5	2.6	2.5	2.5	2.5	2.4								
Avg. Stride Length [m]	5.8	7.1	7.0	6.8	6.6	6.3								





Picklebet Park Warwick Professional
Race 2: PICKLEBET GET YOUR PICKLE ON BENCHMARK 58 Handicap -
800m

22 January 2026 - 14:09



Track Rating: Soft 5, Weather: Fine, Rail Position: True

Section		Overall				600m				400m				200m				Last 600m			
Field Times		0:45.15				0:32.19				0:21.93				0:11.33				0:32.19			
		(0:12.96)				(0:10.26)				(0:10.60)				(0:11.33)							
Rank	TAB	Horse/Jockey	Barrier	Top Speed [km/h]	Fastest Section					Margin								Distance Travelled [m]			
1	7	DIAMANTINA ROSE	10	72.3	0:10.26	0:45.15 [1]	0:32.19 [1]	0:21.93 [1]	0:11.33 [1]	0:45.15								0:32.19			
		Reece O'Connell		600m	600m	(0:12.96)	(0:10.26)	(0:10.60)	(0:11.33)												
2	2	SUTHERLAND	2	71.3	0:10.33	0:45.35 [2]	0:32.33 [2]	0:22.00 [2]	0:11.33 [2]	1.17L								0:32.33			+1
		Kayla Barker		Overall	600m	(0:13.02)	(0:10.33)	(0:10.67)	(0:11.33)												
3	5	CHAYSE'N'SCOTTY	3	70.5	0:10.38	0:45.35 [3]	0:32.10 [4]	0:21.72 [4]	0:11.16 [3]	1.18L								0:32.10			+3
		Dale Smith		Overall	600m	(0:13.25)	(0:10.38)	(0:10.56)	(0:11.16)												
4	1	RED BOOMSHAKALAKA	7	71.4	0:10.37	0:45.37 [4]	0:32.14 [3]	0:21.77 [3]	0:11.17 [4]	1.25L								0:32.14			+3
		Bailie Baker		600m	600m	(0:13.23)	(0:10.37)	(0:10.60)	(0:11.17)												
5	3	DEVIL'S RITE	5	70.2	0:10.42	0:45.63 [5]	0:32.30 [5]	0:21.88 [5]	0:11.21 [5]	2.79L								0:32.30			+4
		Chris Whiteley		600m	600m	(0:13.33)	(0:10.42)	(0:10.67)	(0:11.21)												
6	10	STREET DAZZLER	9	69.2	0:10.46	0:45.65 [6]	0:32.12 [7]	0:21.66 [6]	0:11.12 [6]	2.92L								0:32.12			+1
		Les Tilley		400m	600m	(0:13.53)	(0:10.46)	(0:10.54)	(0:11.12)												
7	6	COPPER SUNSET	1	69.9	0:10.50	0:45.71 [7]	0:32.25 [6]	0:21.65 [7]	0:11.15 [7]	3.28L								0:32.25			-1
		Harrison Shaw		600m	400m	(0:13.46)	(0:10.60)	(0:10.50)	(0:11.15)												
8	4	MINOR KEY	4	70.5	0:10.46	0:45.75 [8]	0:32.07 [9]	0:21.34 [9]	0:10.88 [8]	3.52L								0:32.07			-1
		Julie Busuttin		Overall	400m	(0:13.68)	(0:10.73)	(0:10.46)	(0:10.88)												
9	11	LITTLEMISSCANCAN	8	69.1	0:10.70	0:46.27 [9]	0:32.63 [8]	0:21.93 [8]	0:11.15 [9]	6.56L								0:32.63			+1
		Wayne O'Connell		Overall	600m	(0:13.64)	(0:10.70)	(0:10.78)	(0:11.15)												
10	12	OUR SILVER LININGS	6	69.2	0:10.70	0:46.63 [10]	0:32.80 [10]	0:22.10 [10]	0:11.27 [10]	8.67L								0:32.80			+4
		Sarah Robbins		600m	600m	(0:13.83)	(0:10.70)	(0:10.83)	(0:11.27)												

Scratched: Aye Eye Boom (#8), Greyt Performer (#13), My Sicada (#9), Mister Tudor (#14)

Report Created: Thu 22 January 2026 14:33 GMT+ (Note: Timing is based on position data)

Page 1/11

[] Ranking at each section and finish
-:-:- No data available at this section
NA No data available

SCN Saddle cloth number
DNF Did not finish
DNT Did not track

data processed by  TRIPLESDATA



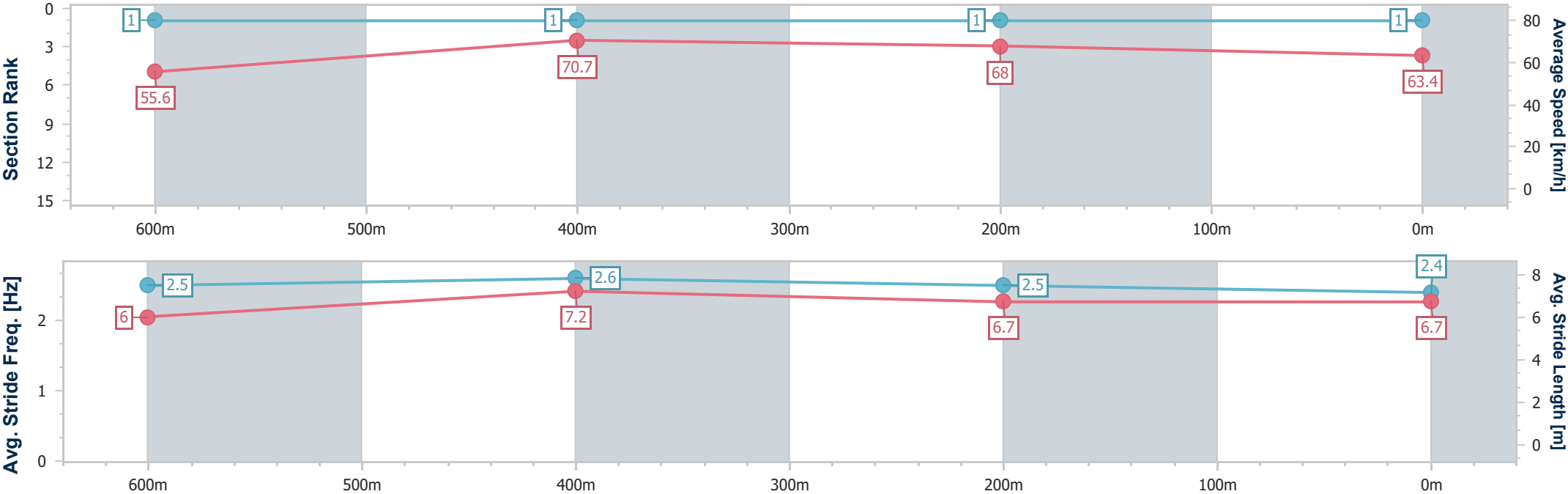
Horse/Jockey Name	Diamantina Rose
Final Rank	1
Fastest Section Time (Section)	0:10.26 (600m)
Top Speed [km/h] (Section)	72.3 (600m)
Race State	Finished



Picklebet Park WarwickProfessional
Race 2: PICKLEBET GET YOUR PICKLE ON BENCHMARK 58
Handicap - 800m
22 January 2026 - 14:09
Track Rating: Soft 5, Weather: Fine, Rail Position: True



Section	Overall	600m	400m	200m										
Section Times	0:45.15 [1] (0:12.96)	0:32.19 [1] (0:10.26)	0:21.93 [1] (0:10.60)	0:11.33 [1] (0:11.33)										
Average Speed [km/h]	55.6	70.7	68.0	63.4										
Top Speed [km/h]	72.0	72.3	68.6	66.6										
Avg. Dist. to Rail [m]	9.1	0.5	1.9	2.1										
Avg. Stride Freq. [Hz]	2.5	2.6	2.5	2.4										
Avg. Stride Length [m]	6.0	7.2	6.7	6.7										





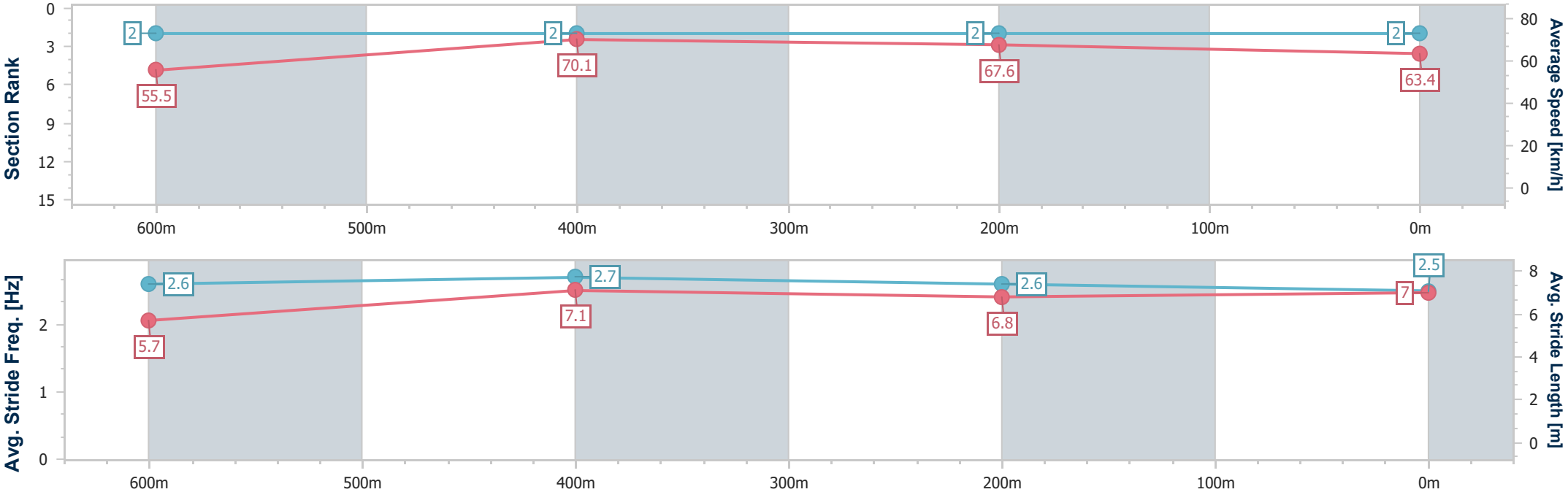
Horse/Jockey Name	Sutherland
Final Rank	2
Fastest Section Time (Section)	0:10.33 (600m)
Top Speed [km/h] (Section)	71.3 (Overall)
Race State	Finished



Picklebet Park WarwickProfessional
Race 2: PICKLEBET GET YOUR PICKLE ON BENCHMARK 58
Handicap - 800m
22 January 2026 - 14:09
Track Rating: Soft 5, Weather: Fine, Rail Position: True



Section	Overall	600m	400m	200m										
Section Times	0:45.35 [2] (0:13.02)	0:32.33 [2] (0:10.33)	0:22.00 [2] (0:10.67)	0:11.33 [2] (0:11.33)										
Average Speed [km/h]	55.5	70.1	67.6	63.4										
Top Speed [km/h]	71.3	71.3	68.6	66.8										
Avg. Dist. to Rail [m]	4.0	1.1	2.5	3.9										
Avg. Stride Freq. [Hz]	2.6	2.7	2.6	2.5										
Avg. Stride Length [m]	5.7	7.1	6.8	7.0										





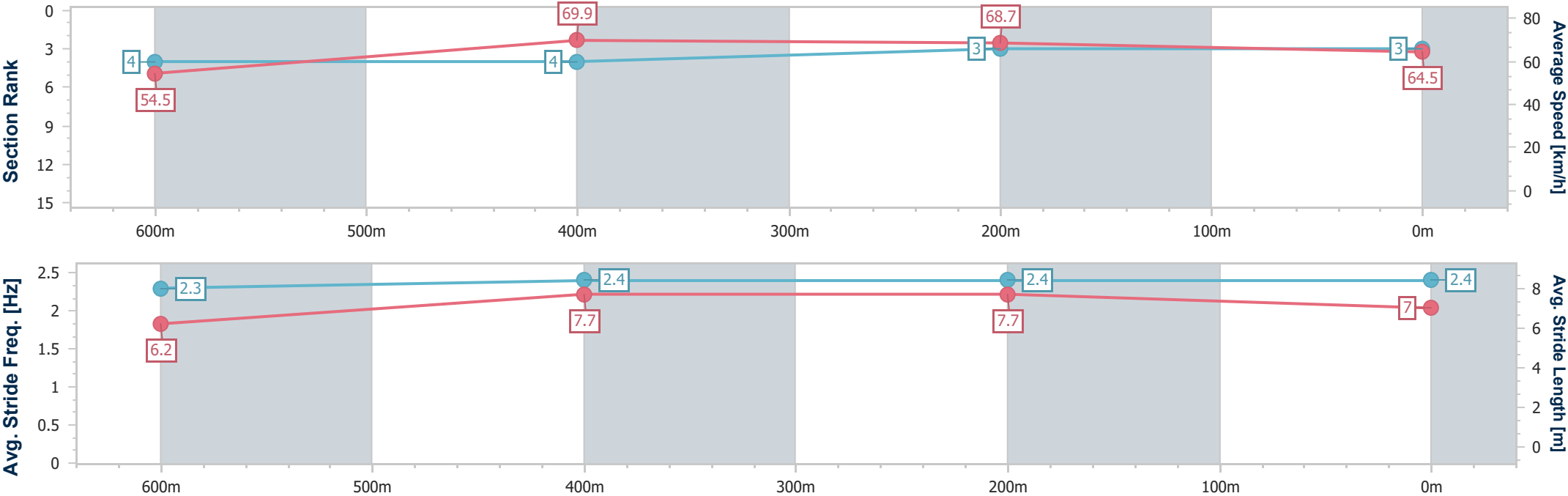
Horse/Jockey Name	Chayse'n'scotty
Final Rank	3
Fastest Section Time (Section)	0:10.38 (600m)
Top Speed [km/h] (Section)	70.5 (Overall)
Race State	Finished



Picklebet Park WarwickProfessional
Race 2: PICKLEBET GET YOUR PICKLE ON BENCHMARK 58
Handicap - 800m
22 January 2026 - 14:09
Track Rating: Soft 5, Weather: Fine, Rail Position: True



Section	Overall	600m	400m	200m										
Section Times	0:45.35 [3] (0:13.25)	0:32.10 [4] (0:10.38)	0:21.72 [4] (0:10.56)	0:11.16 [3] (0:11.16)										
Average Speed [km/h]	54.5	69.9	68.7	64.5										
Top Speed [km/h]	70.5	70.0	69.3	67.1										
Avg. Dist. to Rail [m]	4.6	1.9	2.6	2.4										
Avg. Stride Freq. [Hz]	2.3	2.4	2.4	2.4										
Avg. Stride Length [m]	6.2	7.7	7.7	7.0										





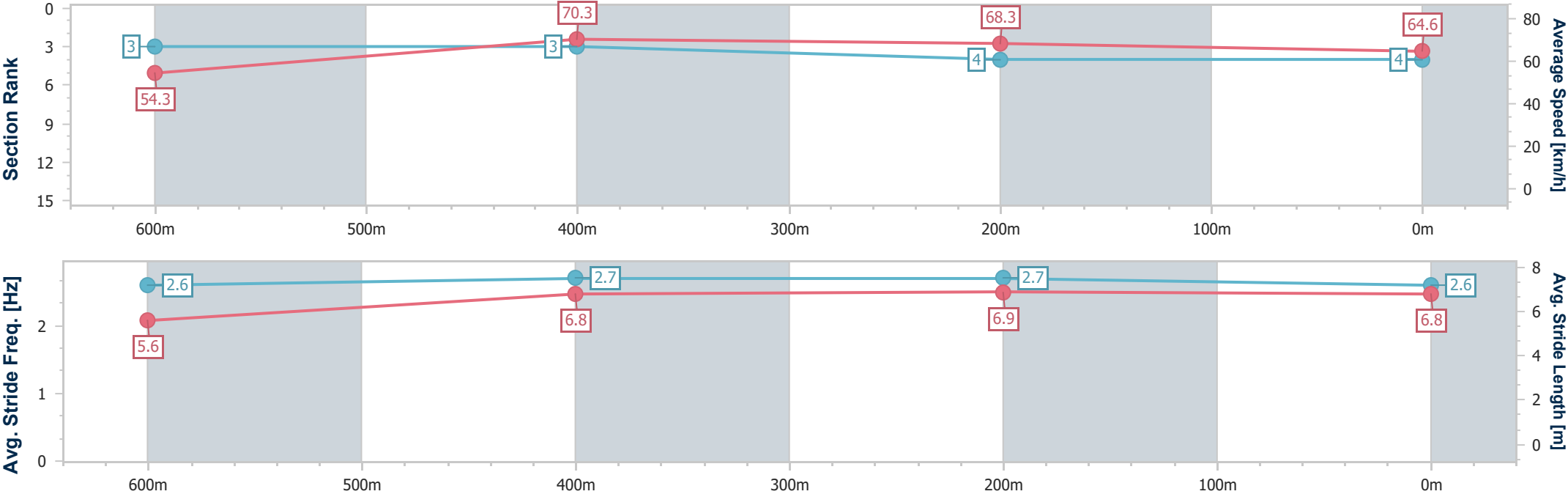
Horse/Jockey Name	Red Boomshakalaka
Final Rank	4
Fastest Section Time (Section)	0:10.37 (600m)
Top Speed [km/h] (Section)	71.4 (600m)
Race State	Finished



Picklebet Park WarwickProfessional
Race 2: PICKLEBET GET YOUR PICKLE ON BENCHMARK 58
Handicap - 800m
22 January 2026 - 14:09
Track Rating: Soft 5, Weather: Fine, Rail Position: True



Section	Overall	600m	400m	200m										
Section Times	0:45.37 [4] (0:13.23)	0:32.14 [3] (0:10.37)	0:21.77 [3] (0:10.60)	0:11.17 [4] (0:11.17)										
Average Speed [km/h]	54.3	70.3	68.3	64.6										
Top Speed [km/h]	71.1	71.4	69.1	67.0										
Avg. Dist. to Rail [m]	8.6	2.4	3.1	4.9										
Avg. Stride Freq. [Hz]	2.6	2.7	2.7	2.6										
Avg. Stride Length [m]	5.6	6.8	6.9	6.8										





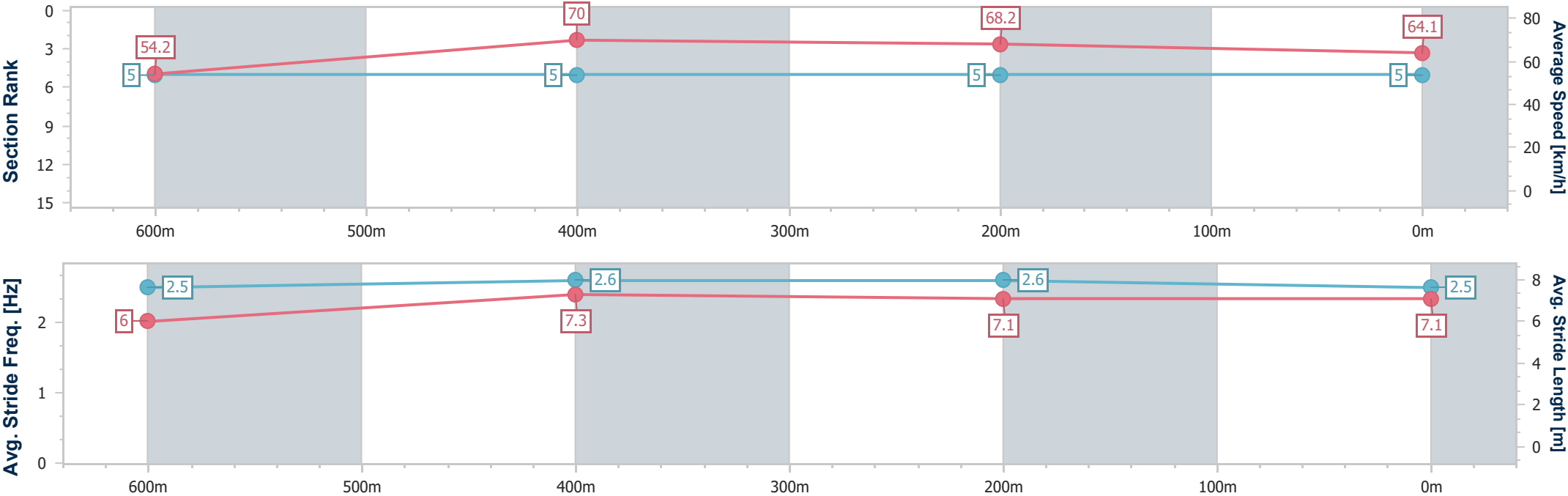
Horse/Jockey Name	Devil's Rite
Final Rank	5
Fastest Section Time (Section)	0:10.42 (600m)
Top Speed [km/h] (Section)	70.2 (600m)
Race State	Finished



Picklebet Park WarwickProfessional
Race 2: PICKLEBET GET YOUR PICKLE ON BENCHMARK 58
Handicap - 800m
22 January 2026 - 14:09
Track Rating: Soft 5, Weather: Fine, Rail Position: True



Section	Overall	600m	400m	200m										
Section Times	0:45.63 [5] (0:13.33)	0:32.30 [5] (0:10.42)	0:21.88 [5] (0:10.67)	0:11.21 [5] (0:11.21)										
Average Speed [km/h]	54.2	70.0	68.2	64.1										
Top Speed [km/h]	69.8	70.2	69.3	67.3										
Avg. Dist. to Rail [m]	5.8	2.7	6.7	8.6										
Avg. Stride Freq. [Hz]	2.5	2.6	2.6	2.5										
Avg. Stride Length [m]	6.0	7.3	7.1	7.1										





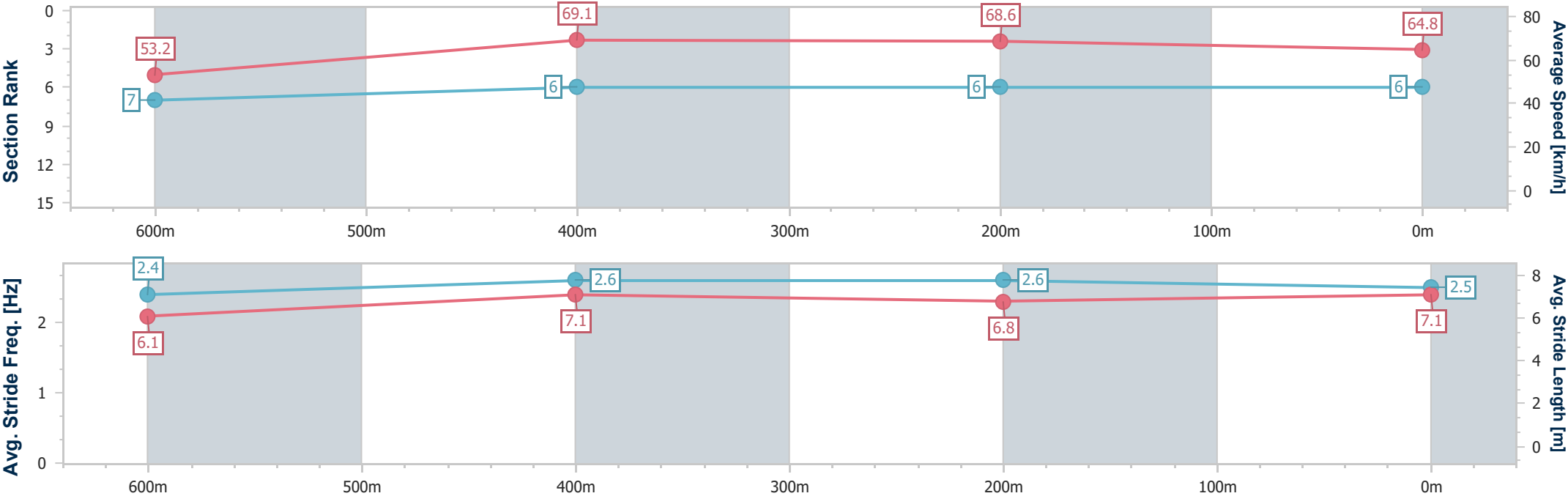
Horse/Jockey Name	Street Dazzler
Final Rank	6
Fastest Section Time (Section)	0:10.46 (600m)
Top Speed [km/h] (Section)	69.2 (400m)
Race State	Finished



Picklebet Park WarwickProfessional
Race 2: PICKLEBET GET YOUR PICKLE ON BENCHMARK 58
Handicap - 800m
22 January 2026 - 14:09
Track Rating: Soft 5, Weather: Fine, Rail Position: True



Section	Overall	600m	400m	200m															
Section Times	0:45.65 [6] (0:13.53)	0:32.12 [7] (0:10.46)	0:21.66 [6] (0:10.54)	0:11.12 [6] (0:11.12)															
Average Speed [km/h]	53.2	69.1	68.6	64.8															
Top Speed [km/h]	68.6	69.1	69.2	67.6															
Avg. Dist. to Rail [m]	8.2	1.2	2.9	7.1															
Avg. Stride Freq. [Hz]	2.4	2.6	2.6	2.5															
Avg. Stride Length [m]	6.1	7.1	6.8	7.1															





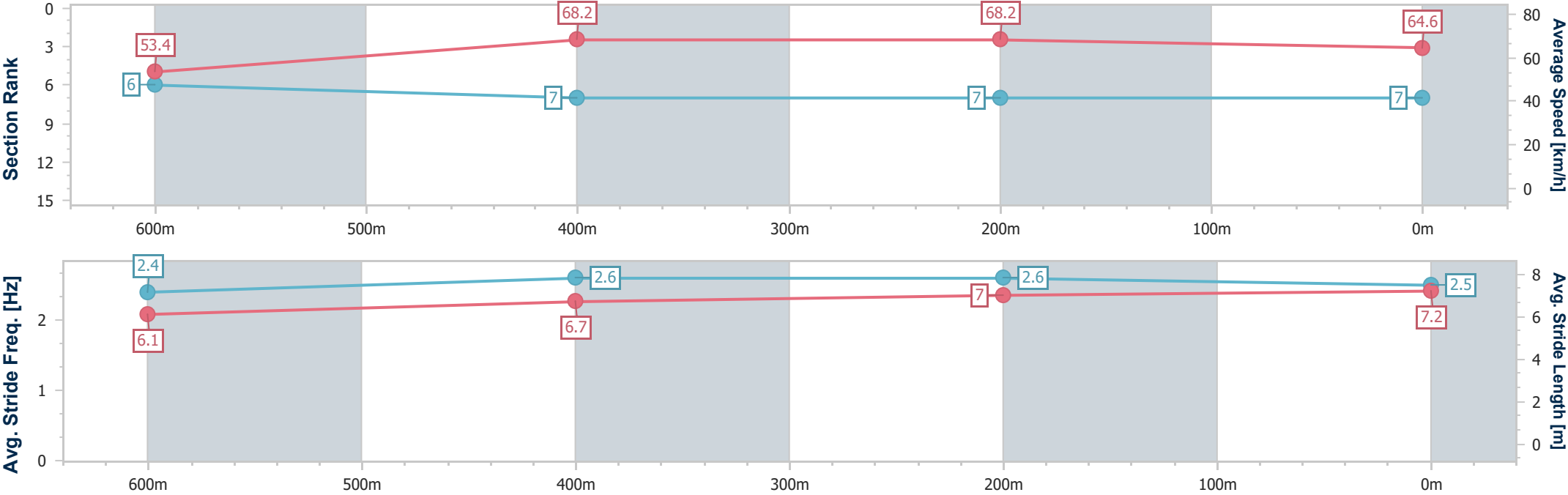
Horse/Jockey Name	Copper Sunset
Final Rank	7
Fastest Section Time (Section)	0:10.50 (400m)
Top Speed [km/h] (Section)	69.9 (600m)
Race State	Finished



Picklebet Park WarwickProfessional
Race 2: PICKLEBET GET YOUR PICKLE ON BENCHMARK 58
Handicap - 800m
22 January 2026 - 14:09
Track Rating: Soft 5, Weather: Fine, Rail Position: True



Section	Overall	600m	400m	200m										
Section Times	0:45.71 [7] (0:13.46)	0:32.25 [6] (0:10.60)	0:21.65 [7] (0:10.50)	0:11.15 [7] (0:11.15)										
Average Speed [km/h]	53.4	68.2	68.2	64.6										
Top Speed [km/h]	69.8	69.9	69.5	67.2										
Avg. Dist. to Rail [m]	2.4	0.1	1.0	2.7										
Avg. Stride Freq. [Hz]	2.4	2.6	2.6	2.5										
Avg. Stride Length [m]	6.1	6.7	7.0	7.2										





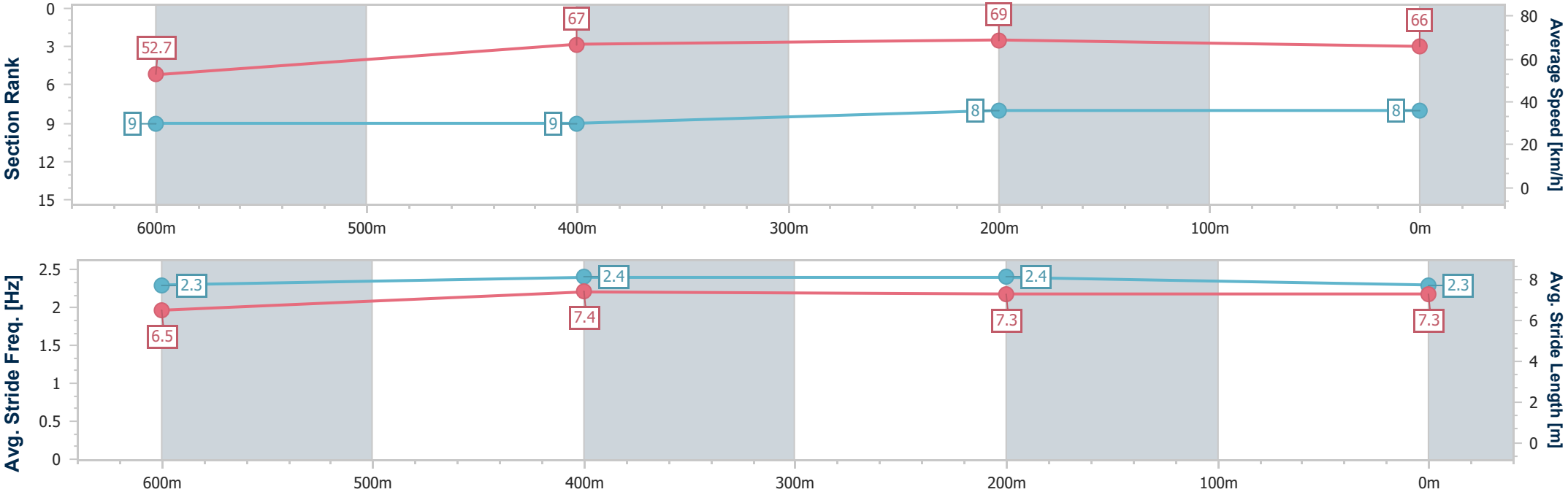
Horse/Jockey Name	Minor Key
Final Rank	8
Fastest Section Time (Section)	0:10.46 (400m)
Top Speed [km/h] (Section)	70.5 (Overall)
Race State	Finished



Picklebet Park WarwickProfessional
Race 2: PICKLEBET GET YOUR PICKLE ON BENCHMARK 58
Handicap - 800m
22 January 2026 - 14:09
Track Rating: Soft 5, Weather: Fine, Rail Position: True



Section	Overall	600m	400m	200m										
Section Times	0:45.75 [8] (0:13.68)	0:32.07 [9] (0:10.73)	0:21.34 [9] (0:10.46)	0:10.88 [8] (0:10.88)										
Average Speed [km/h]	52.7	67.0	69.0	66.0										
Top Speed [km/h]	70.5	70.2	69.7	68.4										
Avg. Dist. to Rail [m]	4.1	0.2	0.9	1.3										
Avg. Stride Freq. [Hz]	2.3	2.4	2.4	2.3										
Avg. Stride Length [m]	6.5	7.4	7.3	7.3										





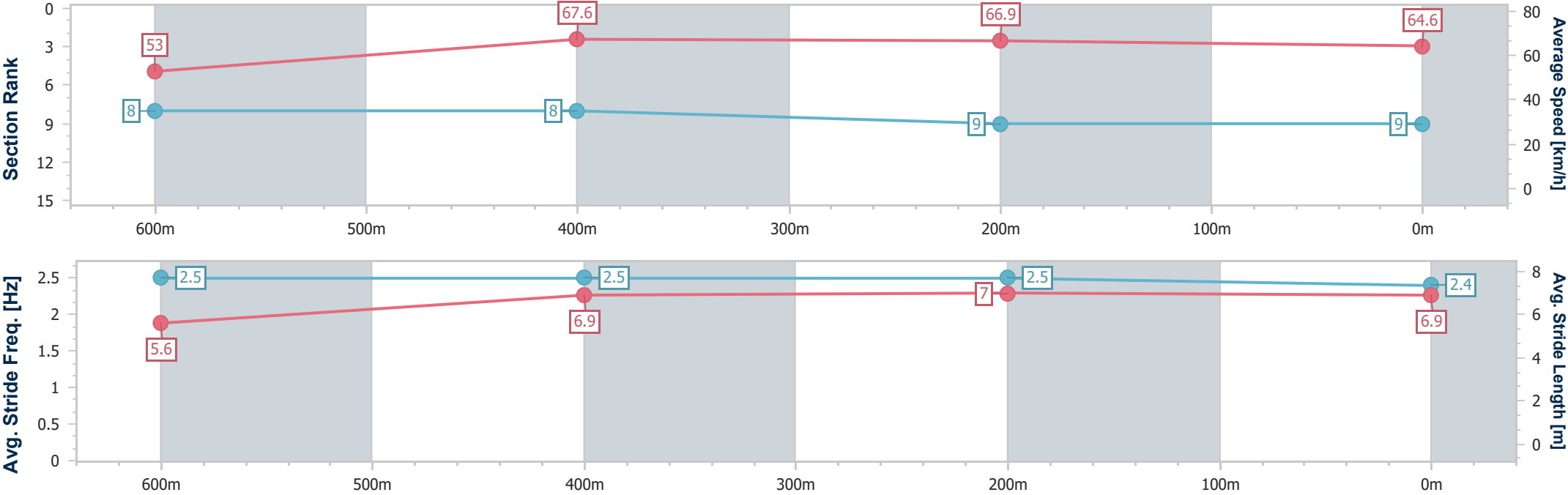
Horse/Jockey Name	Littlemisscancan
Final Rank	9
Fastest Section Time (Section)	0:10.70 (600m)
Top Speed [km/h] (Section)	69.1 (Overall)
Race State	Finished



Picklebet Park WarwickProfessional
Race 2: PICKLEBET GET YOUR PICKLE ON BENCHMARK 58
Handicap - 800m
22 January 2026 - 14:09
Track Rating: Soft 5, Weather: Fine, Rail Position: True



Section	Overall	600m	400m	200m															
Section Times	0:46.27 [9] (0:13.64)	0:32.63 [8] (0:10.70)	0:21.93 [8] (0:10.78)	0:11.15 [9] (0:11.15)															
Average Speed [km/h]	53.0	67.6	66.9	64.6															
Top Speed [km/h]	69.1	69.0	68.0	68.4															
Avg. Dist. to Rail [m]	7.1	1.2	2.1	4.8															
Avg. Stride Freq. [Hz]	2.5	2.5	2.5	2.4															
Avg. Stride Length [m]	5.6	6.9	7.0	6.9															





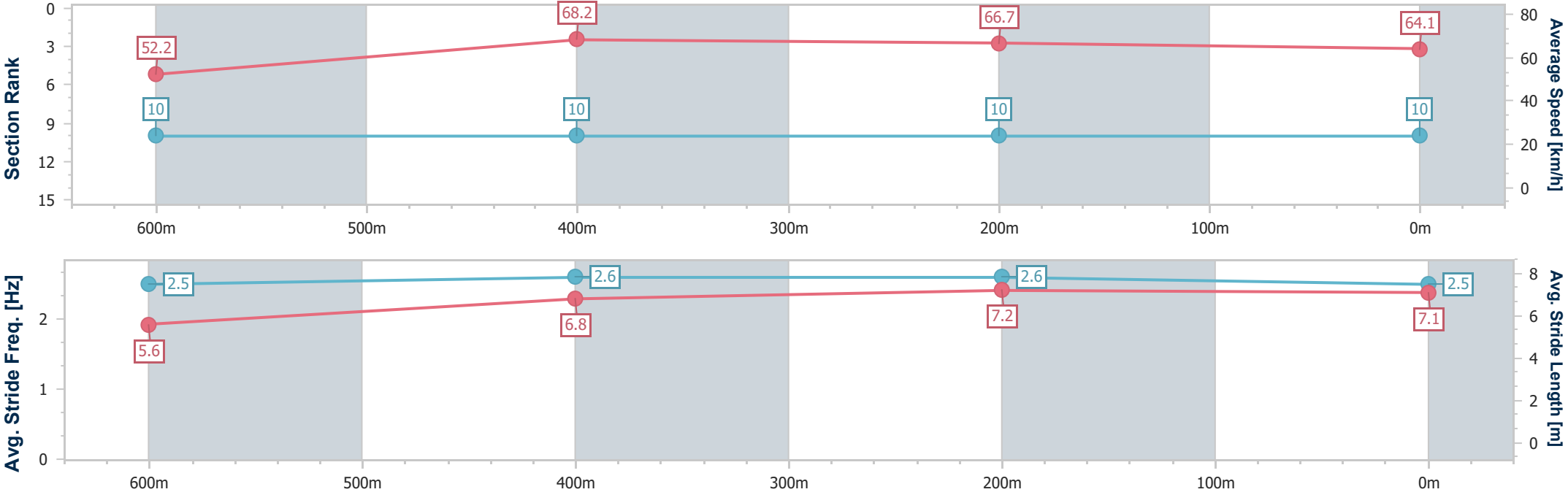
Horse/Jockey Name	Our Silver Linings
Final Rank	10
Fastest Section Time (Section)	0:10.70 (600m)
Top Speed [km/h] (Section)	69.2 (600m)
Race State	Finished



Picklebet Park WarwickProfessional
Race 2: PICKLEBET GET YOUR PICKLE ON BENCHMARK 58
Handicap - 800m
22 January 2026 - 14:09
Track Rating: Soft 5, Weather: Fine, Rail Position: True



Section	Overall	600m	400m	200m										
Section Times	0:46.63 [10] (0:13.83)	0:32.80 [10] (0:10.70)	0:22.10 [10] (0:10.83)	0:11.27 [10] (0:11.27)										
Average Speed [km/h]	52.2	68.2	66.7	64.1										
Top Speed [km/h]	69.0	69.2	67.7	66.4										
Avg. Dist. to Rail [m]	5.7	2.2	4.8	7.7										
Avg. Stride Freq. [Hz]	2.5	2.6	2.6	2.5										
Avg. Stride Length [m]	5.6	6.8	7.2	7.1										





Picklebet Park WarwickProfessional
Race 3: GG RACING Class 3 Handicap - 1500m
22 January 2026 - 14:43



Track Rating: Soft 5, Weather: Fine, Rail Position: True

Section						Overall	1400m	1200m	1000m	800m	600m	400m	Last 600m		
Field Times						1:29.89 (0:08.57)	1:21.32 (0:11.29)	1:10.03 (0:11.32)	0:58.71 (0:11.53)	0:47.18 (0:11.76)	0:35.42 (0:11.65)	0:23.77 (0:11.75)	0:35.42		
Rank	TAB	Horse/Jockey	Barrier	Top Speed [km/h]	Fastest Section									Distance Travelled [m]	
1	7	ELEANOR NANCY	3	65.2	0:08.97	1:29.89 [1]	1:20.92 [4]	1:09.66 [6]	0:58.10 [8]	0:46.58 [8]	0:34.97 [6]	0:23.53 [4]	0:34.97		
		Kyle Wilson-Taylor		1400m	Overall	(0:08.97)	(0:11.26)	(0:11.56)	(0:11.52)	(0:11.61)	(0:11.44)	(0:11.51)			
2	2	AIRSWING	2	65.4	0:08.68	1:30.22 [2]	1:21.54 [2]	1:10.30 [3]	0:58.80 [3]	0:47.20 [4]	0:35.60 [3]	0:23.96 [3]	0:35.60 +9		
		Les Tilley		1400m	Overall	(0:08.68)	(0:11.24)	(0:11.50)	(0:11.60)	(0:11.60)	(0:11.64)	(0:11.72)			
3	10	PROPOSE	12	66.1	0:09.52	1:30.24 [3]	1:20.72 [12]	1:09.37 [12]	0:58.01 [11]	0:46.55 [11]	0:34.78 [12]	0:23.17 [12]	0:34.78 +13		
		Fred Larson		1200m	Overall	(0:09.52)	(0:11.35)	(0:11.36)	(0:11.46)	(0:11.77)	(0:11.61)	(0:11.57)			
4	6	ARDUOUS	8	66.5	0:08.57	1:30.26 [4]	1:21.69 [1]	1:10.40 [1]	0:58.96 [2]	0:47.50 [3]	0:35.77 [2]	0:24.12 [2]	0:35.77 +11		
		Damien Boche		1400m	Overall	(0:08.57)	(0:11.29)	(0:11.44)	(0:11.46)	(0:11.73)	(0:11.65)	(0:11.89)			
5	5	SOMETHING FORJO	1	65.7	0:09.19	1:30.44 [5]	1:21.25 [8]	1:10.08 [9]	0:58.54 [9]	0:47.02 [9]	0:35.29 [10]	0:23.67 [8]	0:35.29 +14		
		Gary Geran		1400m	Overall	(0:09.19)	(0:11.17)	(0:11.54)	(0:11.52)	(0:11.73)	(0:11.62)	(0:11.65)			
6	4	HURRICANE ROSIE	4	67.0	0:09.19	1:30.46 [6]	1:21.27 [10]	1:10.29 [5]	0:58.83 [7]	0:47.22 [6]	0:35.45 [7]	0:23.81 [7]	0:35.45 +12		
		Courtney Ferris		1400m	Overall	(0:09.19)	(0:10.98)	(0:11.46)	(0:11.61)	(0:11.77)	(0:11.64)	(0:11.73)			
7	9	SHOUTS ALL DAY	9	66.1	0:09.12	1:30.59 [7]	1:21.47 [5]	1:10.27 [8]	0:59.12 [4]	0:47.88 [1]	0:35.96 [4]	0:24.18 [5]	0:35.96 +17		
		Brandon Lerena		1000m	Overall	(0:09.12)	(0:11.20)	(0:11.15)	(0:11.24)	(0:11.92)	(0:11.78)	(0:11.88)			
8	3	CAPITAL BOSS	11	65.5	0:09.39	1:30.60 [8]	1:21.21 [11]	1:09.87 [11]	0:58.35 [12]	0:46.91 [12]	0:35.23 [11]	0:23.83 [9]	0:35.23 +7		
		Jaden Lloyd		1400m	Overall	(0:09.39)	(0:11.34)	(0:11.52)	(0:11.44)	(0:11.68)	(0:11.40)	(0:11.47)			
9	11	OAKFIELD STORM	5	65.4	0:09.19	1:30.88 [9]	1:21.69 [9]	1:10.49 [10]	0:58.96 [10]	0:47.39 [10]	0:35.79 [9]	0:24.08 [10]	0:35.79 +12		
		Scott Sheargold		1400m	Overall	(0:09.19)	(0:11.20)	(0:11.53)	(0:11.57)	(0:11.60)	(0:11.71)	(0:11.76)			
10	8	GOTEB0	10	66.4	0:08.76	1:31.56 [10]	1:22.80 [3]	1:11.67 [2]	1:00.38 [1]	0:48.80 [2]	0:37.09 [1]	0:25.44 [1]	0:37.09 +11		
		Kayla Barker		1400m	Overall	(0:08.76)	(0:11.13)	(0:11.29)	(0:11.58)	(0:11.71)	(0:11.65)	(0:12.10)			



Picklebet Park WarwickProfessional
Race 3: GG RACING Class 3 Handicap - 1500m
22 January 2026 - 14:43



Track Rating: Soft 5, Weather: Fine, Rail Position: True

Section					Overall	1400m	1200m	1000m	800m	600m	400m	Last 600m		
Field Times					1:29.89 (0:08.57)	1:21.32 (0:11.29)	1:10.03 (0:11.32)	0:58.71 (0:11.53)	0:47.18 (0:11.76)	0:35.42 (0:11.65)	0:23.77 (0:11.75)	0:35.42		
Rank	TAB	Horse/Jockey	Barrier	Top Speed [km/h]	Fastest Section								Distance Travelled [m]	
11	1	JOHNNY THE KID	7	67.7	0:09.13	1:32.00 [11]	1:22.87 [6]	1:11.88 [4]	1:00.44 [5]	0:48.85 [5]	0:37.24 [5]	0:25.49 [6]	0:37.24	+15
		Reece O'Connell		1400m	Overall	(0:09.13)	(0:10.99)	(0:11.44)	(0:11.59)	(0:11.61)	(0:11.75)	(0:12.16)		
12	12	PIMPERNEL	6	66.5	0:09.14	1:32.16 [12]	1:23.02 [7]	1:11.92 [7]	1:00.58 [6]	0:48.90 [7]	0:37.13 [8]	0:25.26 [11]	0:37.13	+13
		Micheal Hellyer		1400m	Overall	(0:09.14)	(0:11.10)	(0:11.34)	(0:11.68)	(0:11.77)	(0:11.87)	(0:12.11)		



Picklebet Park Warwick Professional
Race 3: GG RACING Class 3 Handicap - 1500m
22 January 2026 - 14:43



Track Rating: Soft 5, Weather: Fine, Rail Position: True

Section Field Times				200m 0:12.02 (0:12.02)		Last 600m 0:35.42			
Rank	TAB	Horse/Jockey	Barrier	Top Speed [km/h]	Fastest Section	Margin			Distance Travelled [m]
1	7	ELEANOR NANCY	3	65.2	0:08.97	0:12.02 [1]	1:29.89		0:34.97
		Kyle Wilson-Taylor		1400m	Overall	(0:12.02)			
2	2	AIRSWING	2	65.4	0:08.68	0:12.24 [2]	1.95L		0:35.60 +9
		Les Tilley		1400m	Overall	(0:12.24)			
3	10	PROPOSE	12	66.1	0:09.52	0:11.60 [10]	2.06L		0:34.78 +13
		Fred Larson		1200m	Overall	(0:11.60)			
4	6	ARDUOUS	8	66.5	0:08.57	0:12.23 [3]	2.17L		0:35.77 +11
		Damien Boche		1400m	Overall	(0:12.23)			
5	5	SOMETHING FORJO	1	65.7	0:09.19	0:12.02 [8]	3.27L		0:35.29 +14
		Gary Geran		1400m	Overall	(0:12.02)			
6	4	HURRICANE ROSIE	4	67.0	0:09.19	0:12.08 [7]	3.4L		0:35.45 +12
		Courtney Ferris		1400m	Overall	(0:12.08)			
7	9	SHOUTS ALL DAY	9	66.1	0:09.12	0:12.30 [6]	4.13L		0:35.96 +17
		Brandon Lerena		1000m	Overall	(0:12.30)			
8	3	CAPITAL BOSS	11	65.5	0:09.39	0:12.36 [5]	4.18L		0:35.23 +7
		Jaden Lloyd		1400m	Overall	(0:12.36)			
9	11	OAKFIELD STORM	5	65.4	0:09.19	0:12.32 [9]	5.84L		0:35.79 +12
		Scott Sheargold		1400m	Overall	(0:12.32)			
10	8	GOTEBO	10	66.4	0:08.76	0:13.34 [4]	9.82L		0:37.09 +11
		Kayla Barker		1400m	Overall	(0:13.34)			



Picklebet Park WarwickProfessional
Race 3: GG RACING Class 3 Handicap - 1500m
22 January 2026 - 14:43



Track Rating: Soft 5, Weather: Fine, Rail Position: True

Section						200m		Last 600m	
Field Times						0:12.02 (0:12.02)		0:35.42	
Rank	TAB	Horse/Jockey	Barrier	Top Speed [km/h]	Fastest Section	Margin		Distance Travelled [m]	
11	1	JOHNNY THE KID	7	67.7	0:09.13	0:13.33 [11]	12.46L	0:37.24	+15
		Reece O'Connell		1400m	Overall	(0:13.33)			
12	12	PIMPERNEL	6	66.5	0:09.14	0:13.15 [12]	13.38L	0:37.13	+13
		Micheal Hellyer		1400m	Overall	(0:13.15)			



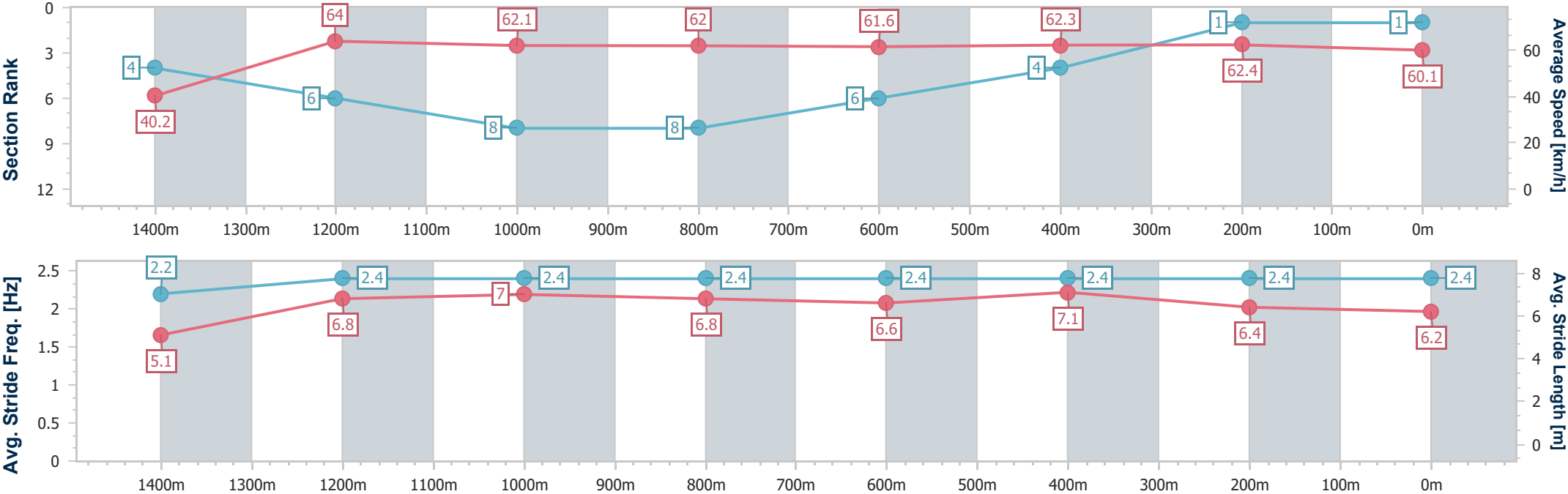
Horse/Jockey Name	Eleanor Nancy
Final Rank	1
Fastest Section Time (Section)	0:08.97 (Overall)
Top Speed [km/h] (Section)	65.2 (1400m)
Race State	Finished



Picklebet Park WarwickProfessional
Race 3: GG RACING Class 3 Handicap - 1500m
22 January 2026 - 14:43
Track Rating: Soft 5, Weather: Fine, Rail Position: True



Section	Overall	1400m	1200m	1000m	800m	600m	400m	200m					
Section Times	1:29.89 [1] (0:08.97)	1:20.92 [4] (0:11.26)	1:09.66 [6] (0:11.56)	0:58.10 [8] (0:11.52)	0:46.58 [8] (0:11.61)	0:34.97 [6] (0:11.44)	0:23.53 [4] (0:11.51)	0:12.02 [1] (0:12.02)					
Average Speed [km/h]	40.2	64.0	62.1	62.0	61.6	62.3	62.4	60.1					
Top Speed [km/h]	61.5	65.2	63.2	64.3	62.4	63.5	63.4	62.3					
Avg. Dist. to Rail [m]	1.7	1.3	1.4	1.4	1.4	1.9	1.3	4.0					
Avg. Stride Freq. [Hz]	2.2	2.4	2.4	2.4	2.4	2.4	2.4	2.4					
Avg. Stride Length [m]	5.1	6.8	7.0	6.8	6.6	7.1	6.4	6.2					





Horse/Jockey Name	Airswing
Final Rank	2
Fastest Section Time (Section)	0:08.68 (Overall)
Top Speed [km/h] (Section)	65.4 (1400m)
Race State	Finished



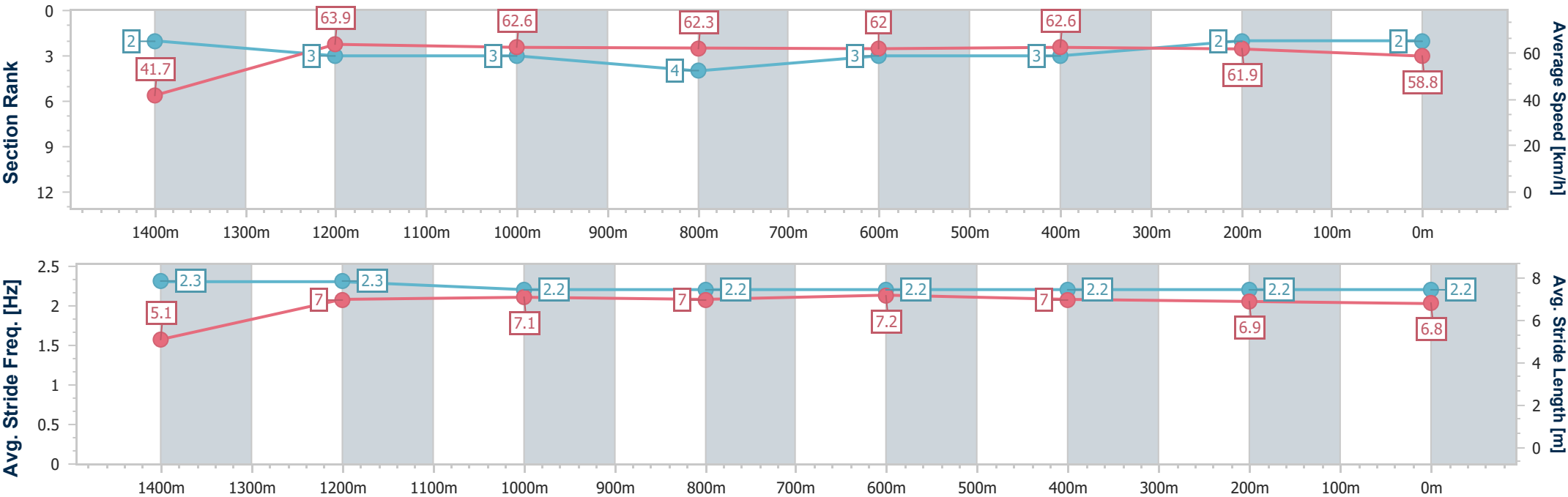
Picklebet Park WarwickProfessional
Race 3: GG RACING Class 3 Handicap - 1500m

22 January 2026 - 14:43

Track Rating: Soft 5, Weather: Fine, Rail Position: True



Section	Overall	1400m	1200m	1000m	800m	600m	400m	200m					
Section Times	1:30.22 [2] (0:08.68)	1:21.54 [2] (0:11.24)	1:10.30 [3] (0:11.50)	0:58.80 [3] (0:11.60)	0:47.20 [4] (0:11.60)	0:35.60 [3] (0:11.64)	0:23.96 [3] (0:11.72)	0:12.24 [2] (0:12.24)					
Average Speed [km/h]	41.7	63.9	62.6	62.3	62.0	62.6	61.9	58.8					
Top Speed [km/h]	62.2	65.4	63.3	63.4	62.5	62.9	62.3	61.3					
Avg. Dist. to Rail [m]	2.3	0.5	1.7	0.7	0.4	1.6	5.0	7.2					
Avg. Stride Freq. [Hz]	2.3	2.3	2.2	2.2	2.2	2.2	2.2	2.2					
Avg. Stride Length [m]	5.1	7.0	7.1	7.0	7.2	7.0	6.9	6.8					





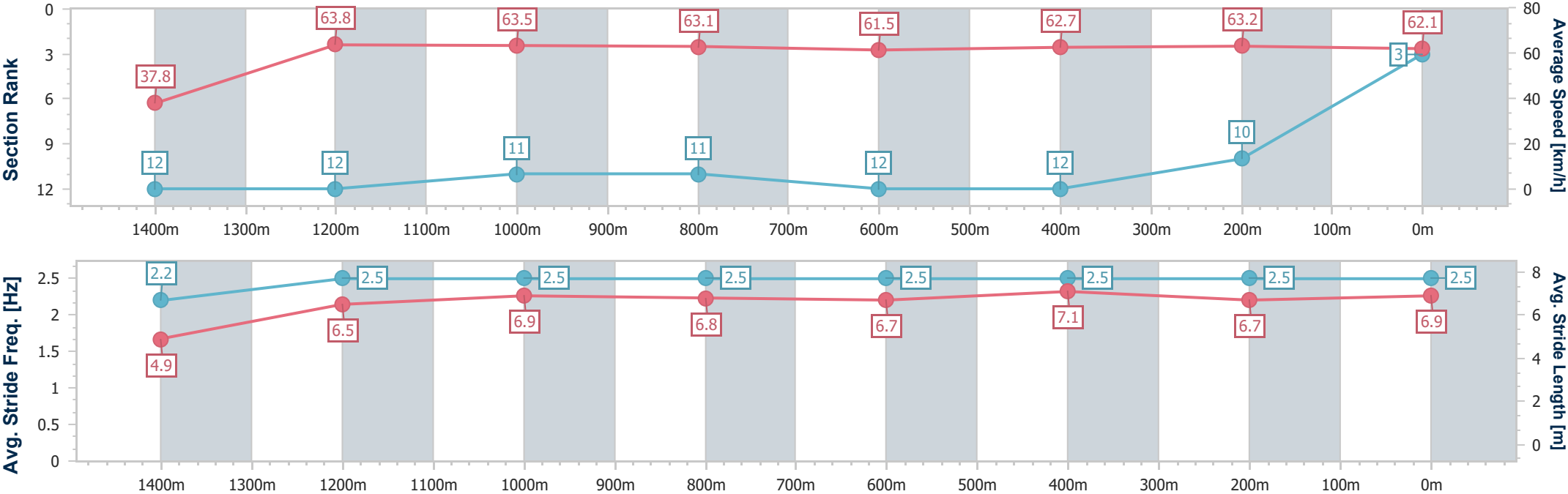
Horse/Jockey Name	Propose
Final Rank	3
Fastest Section Time (Section)	0:09.52 (Overall)
Top Speed [km/h] (Section)	66.1 (1200m)
Race State	Finished



Picklebet Park WarwickProfessional
Race 3: GG RACING Class 3 Handicap - 1500m
22 January 2026 - 14:43
Track Rating: Soft 5, Weather: Fine, Rail Position: True



Section	Overall	1400m	1200m	1000m	800m	600m	400m	200m					
Section Times	1:30.24 [3] (0:09.52)	1:20.72 [12] (0:11.35)	1:09.37 [12] (0:11.36)	0:58.01 [11] (0:11.46)	0:46.55 [11] (0:11.77)	0:34.78 [12] (0:11.61)	0:23.17 [12] (0:11.57)	0:11.60 [10] (0:11.60)					
Average Speed [km/h]	37.8	63.8	63.5	63.1	61.5	62.7	63.2	62.1					
Top Speed [km/h]	58.3	66.1	66.1	64.6	63.0	63.6	63.8	62.4					
Avg. Dist. to Rail [m]	12.6	3.0	1.7	1.1	1.5	2.2	6.3	10.2					
Avg. Stride Freq. [Hz]	2.2	2.5	2.5	2.5	2.5	2.5	2.5	2.5					
Avg. Stride Length [m]	4.9	6.5	6.9	6.8	6.7	7.1	6.7	6.9					





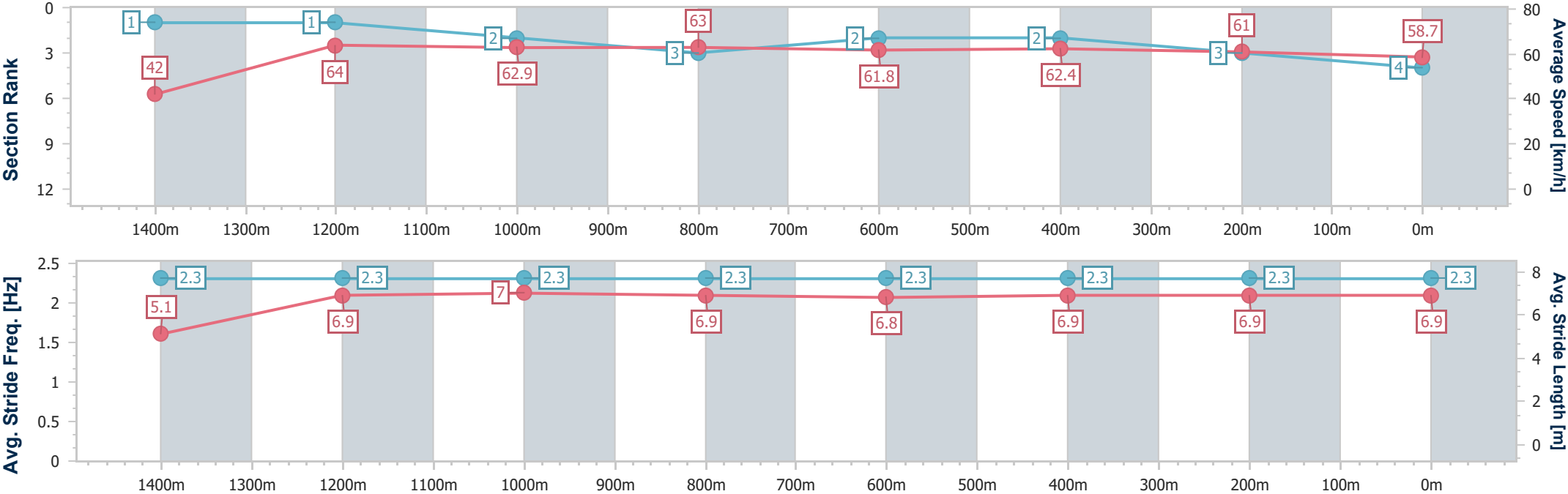
Horse/Jockey Name	Arduous
Final Rank	4
Fastest Section Time (Section)	0:08.57 (Overall)
Top Speed [km/h] (Section)	66.5 (1400m)
Race State	Finished



Picklebet Park WarwickProfessional
Race 3: GG RACING Class 3 Handicap - 1500m
22 January 2026 - 14:43
Track Rating: Soft 5, Weather: Fine, Rail Position: True



Section	Overall	1400m	1200m	1000m	800m	600m	400m	200m					
Section Times	1:30.26 [4] (0:08.57)	1:21.69 [1] (0:11.29)	1:10.40 [1] (0:11.44)	0:58.96 [2] (0:11.46)	0:47.50 [3] (0:11.73)	0:35.77 [2] (0:11.65)	0:24.12 [2] (0:11.89)	0:12.23 [3] (0:12.23)					
Average Speed [km/h]	42.0	64.0	62.9	63.0	61.8	62.4	61.0	58.7					
Top Speed [km/h]	62.6	66.5	63.9	63.9	62.7	63.0	63.0	60.4					
Avg. Dist. to Rail [m]	7.9	2.9	1.2	1.0	1.4	1.7	3.5	4.6					
Avg. Stride Freq. [Hz]	2.3	2.3	2.3	2.3	2.3	2.3	2.3	2.3					
Avg. Stride Length [m]	5.1	6.9	7.0	6.9	6.8	6.9	6.9	6.9					





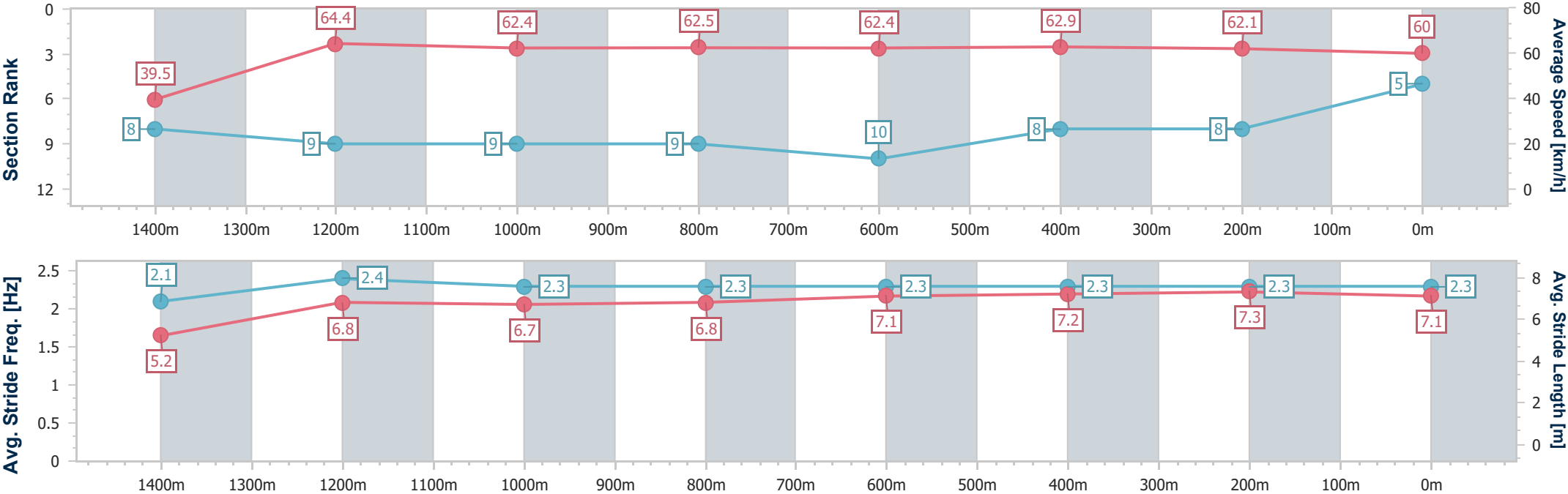
Horse/Jockey Name	Something Forjo
Final Rank	5
Fastest Section Time (Section)	0:09.19 (Overall)
Top Speed [km/h] (Section)	65.7 (1400m)
Race State	Finished



Picklebet Park WarwickProfessional
Race 3: GG RACING Class 3 Handicap - 1500m
22 January 2026 - 14:43
Track Rating: Soft 5, Weather: Fine, Rail Position: True



Section	Overall	1400m	1200m	1000m	800m	600m	400m	200m					
Section Times	1:30.44 [5] (0:09.19)	1:21.25 [8] (0:11.17)	1:10.08 [9] (0:11.54)	0:58.54 [9] (0:11.52)	0:47.02 [9] (0:11.73)	0:35.29 [10] (0:11.62)	0:23.67 [8] (0:11.65)	0:12.02 [8] (0:12.02)					
Average Speed [km/h]	39.5	64.4	62.4	62.5	62.4	62.9	62.1	60.0					
Top Speed [km/h]	61.8	65.7	64.1	64.3	63.0	63.7	63.7	60.8					
Avg. Dist. to Rail [m]	1.0	1.0	0.7	0.9	2.7	3.2	3.2	6.5					
Avg. Stride Freq. [Hz]	2.1	2.4	2.3	2.3	2.3	2.3	2.3	2.3					
Avg. Stride Length [m]	5.2	6.8	6.7	6.8	7.1	7.2	7.3	7.1					





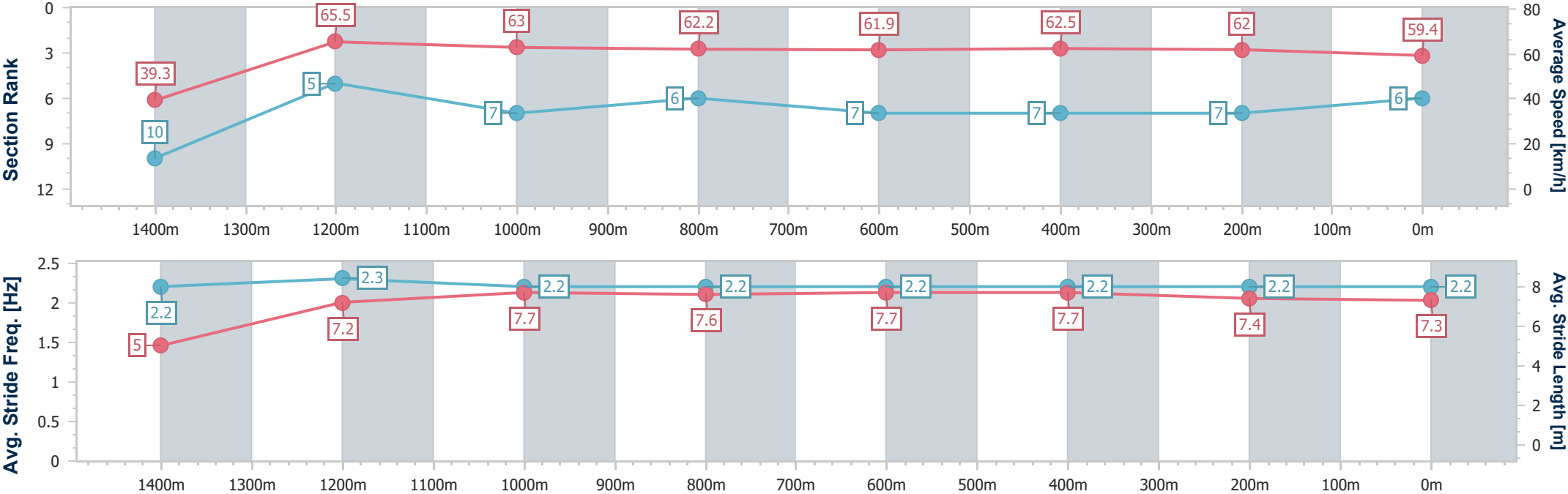
Horse/Jockey Name	Hurricane Rosie
Final Rank	6
Fastest Section Time (Section)	0:09.19 (Overall)
Top Speed [km/h] (Section)	67.0 (1400m)
Race State	Finished



Picklebet Park WarwickProfessional
Race 3: GG RACING Class 3 Handicap - 1500m
22 January 2026 - 14:43
Track Rating: Soft 5, Weather: Fine, Rail Position: True



Section	Overall	1400m	1200m	1000m	800m	600m	400m	200m					
Section Times	1:30.46 [6] (0:09.19)	1:21.27 [10] (0:10.98)	1:10.29 [5] (0:11.46)	0:58.83 [7] (0:11.61)	0:47.22 [6] (0:11.77)	0:35.45 [7] (0:11.64)	0:23.81 [7] (0:11.73)	0:12.08 [7] (0:12.08)					
Average Speed [km/h]	39.3	65.5	63.0	62.2	61.9	62.5	62.0	59.4					
Top Speed [km/h]	63.2	67.0	64.8	63.8	62.6	63.1	63.0	60.4					
Avg. Dist. to Rail [m]	3.6	1.8	1.3	1.1	2.2	2.0	5.0	7.5					
Avg. Stride Freq. [Hz]	2.2	2.3	2.2	2.2	2.2	2.2	2.2	2.2					
Avg. Stride Length [m]	5.0	7.2	7.7	7.6	7.7	7.7	7.4	7.3					





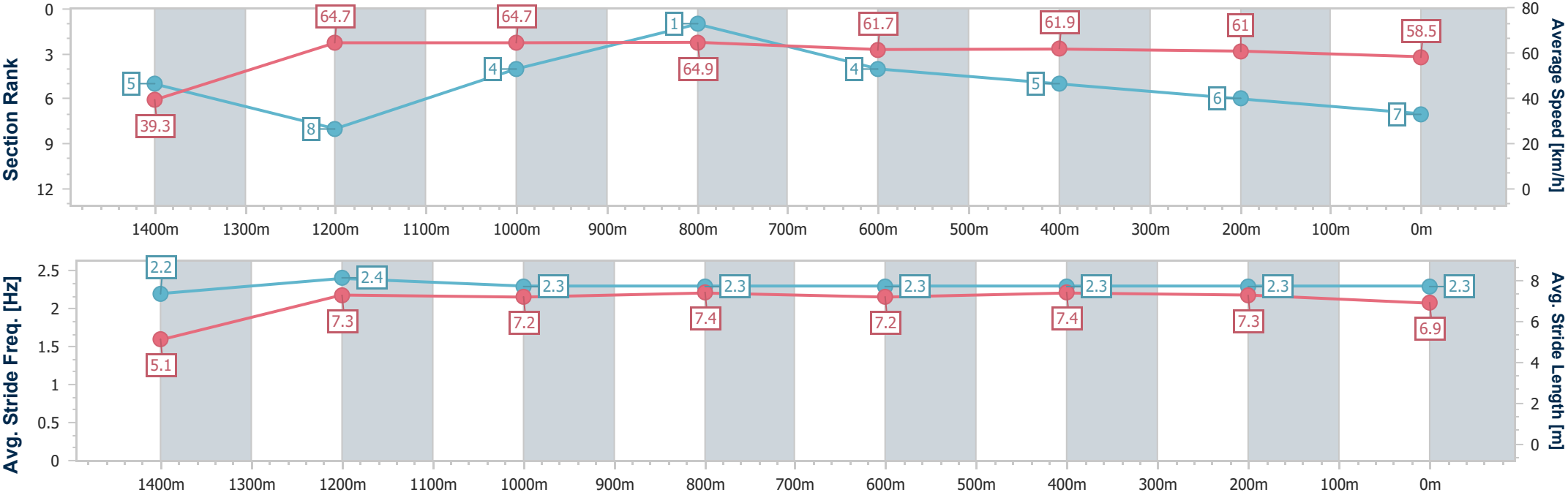
Horse/Jockey Name	Shouts All Day
Final Rank	7
Fastest Section Time (Section)	0:09.12 (Overall)
Top Speed [km/h] (Section)	66.1 (1000m)
Race State	Finished



Picklebet Park WarwickProfessional
Race 3: GG RACING Class 3 Handicap - 1500m
22 January 2026 - 14:43
Track Rating: Soft 5, Weather: Fine, Rail Position: True



Section	Overall	1400m	1200m	1000m	800m	600m	400m	200m					
Section Times	1:30.59 [7] (0:09.12)	1:21.47 [5] (0:11.20)	1:10.27 [8] (0:11.15)	0:59.12 [4] (0:11.24)	0:47.88 [1] (0:11.92)	0:35.96 [4] (0:11.78)	0:24.18 [5] (0:11.88)	0:12.30 [6] (0:12.30)					
Average Speed [km/h]	39.3	64.7	64.7	64.9	61.7	61.9	61.0	58.5					
Top Speed [km/h]	60.2	66.1	65.8	66.1	63.0	62.7	61.6	60.0					
Avg. Dist. to Rail [m]	9.1	6.0	5.5	4.1	4.1	2.5	4.5	7.5					
Avg. Stride Freq. [Hz]	2.2	2.4	2.3	2.3	2.3	2.3	2.3	2.3					
Avg. Stride Length [m]	5.1	7.3	7.2	7.4	7.2	7.4	7.3	6.9					





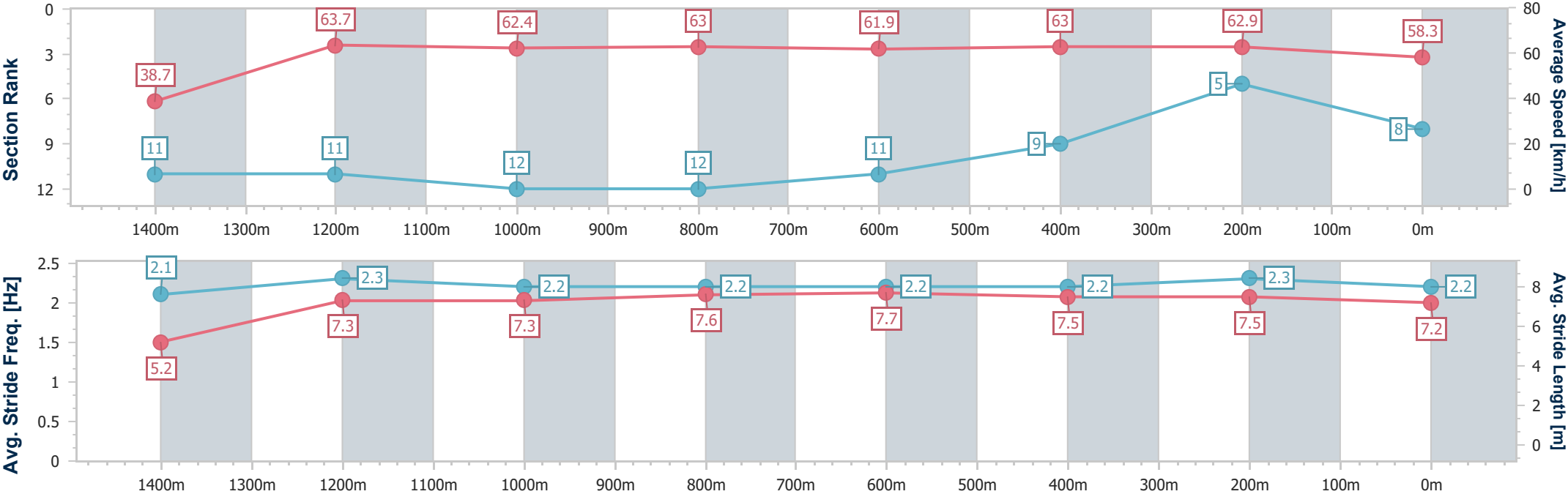
Horse/Jockey Name	Capital Boss
Final Rank	8
Fastest Section Time (Section)	0:09.39 (Overall)
Top Speed [km/h] (Section)	65.5 (1400m)
Race State	Finished



Picklebet Park WarwickProfessional
Race 3: GG RACING Class 3 Handicap - 1500m
22 January 2026 - 14:43
Track Rating: Soft 5, Weather: Fine, Rail Position: True



Section	Overall	1400m	1200m	1000m	800m	600m	400m	200m					
Section Times	1:30.60 [8] (0:09.39)	1:21.21 [11] (0:11.34)	1:09.87 [11] (0:11.52)	0:58.35 [12] (0:11.44)	0:46.91 [12] (0:11.68)	0:35.23 [11] (0:11.40)	0:23.83 [9] (0:11.47)	0:12.36 [5] (0:12.36)					
Average Speed [km/h]	38.7	63.7	62.4	63.0	61.9	63.0	62.9	58.3					
Top Speed [km/h]	58.0	65.5	65.5	64.4	62.4	64.2	64.0	60.9					
Avg. Dist. to Rail [m]	11.8	1.5	0.3	0.2	0.6	0.4	0.3	1.2					
Avg. Stride Freq. [Hz]	2.1	2.3	2.2	2.2	2.2	2.2	2.3	2.2					
Avg. Stride Length [m]	5.2	7.3	7.3	7.6	7.7	7.5	7.5	7.2					





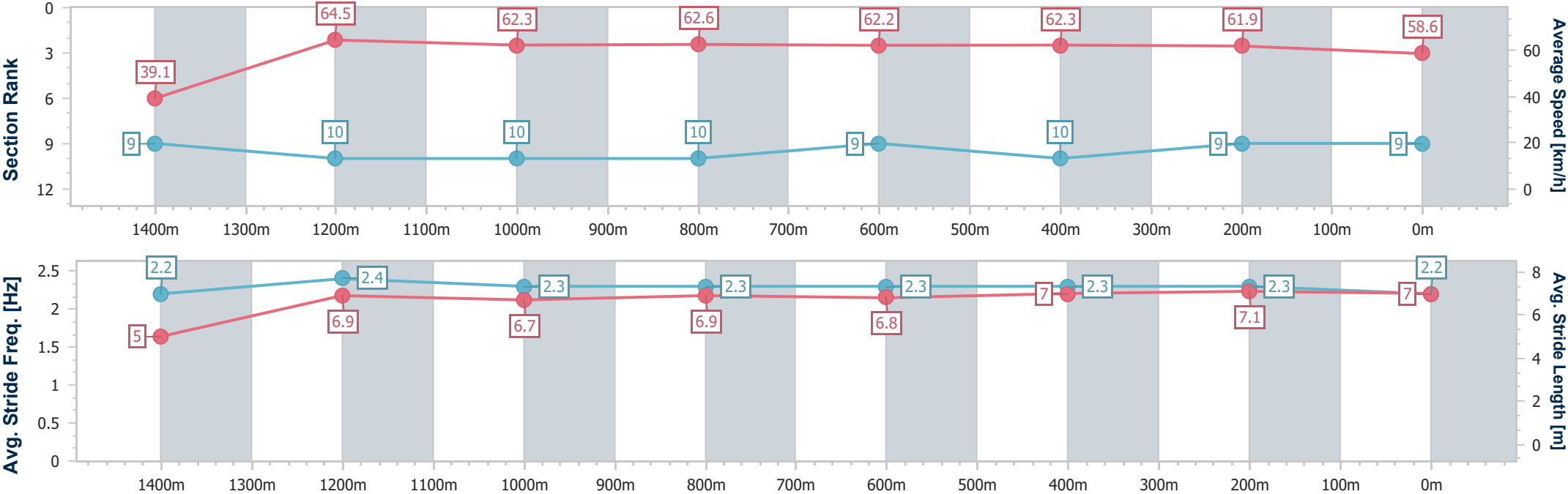
Horse/Jockey Name	Oakfield Storm
Final Rank	9
Fastest Section Time (Section)	0:09.19 (Overall)
Top Speed [km/h] (Section)	65.4 (1400m)
Race State	Finished



Picklebet Park WarwickProfessional
Race 3: GG RACING Class 3 Handicap - 1500m
22 January 2026 - 14:43
Track Rating: Soft 5, Weather: Fine, Rail Position: True



Section	Overall	1400m	1200m	1000m	800m	600m	400m	200m					
Section Times	1:30.88 [9] (0:09.19)	1:21.69 [9] (0:11.20)	1:10.49 [10] (0:11.53)	0:58.96 [10] (0:11.57)	0:47.39 [10] (0:11.60)	0:35.79 [9] (0:11.71)	0:24.08 [10] (0:11.76)	0:12.32 [9] (0:12.32)					
Average Speed [km/h]	39.1	64.5	62.3	62.6	62.2	62.3	61.9	58.6					
Top Speed [km/h]	62.0	65.4	64.9	63.7	62.7	63.4	63.8	60.5					
Avg. Dist. to Rail [m]	4.1	2.3	1.7	1.0	1.1	2.2	5.9	7.3					
Avg. Stride Freq. [Hz]	2.2	2.4	2.3	2.3	2.3	2.3	2.3	2.2					
Avg. Stride Length [m]	5.0	6.9	6.7	6.9	6.8	7.0	7.1	7.0					





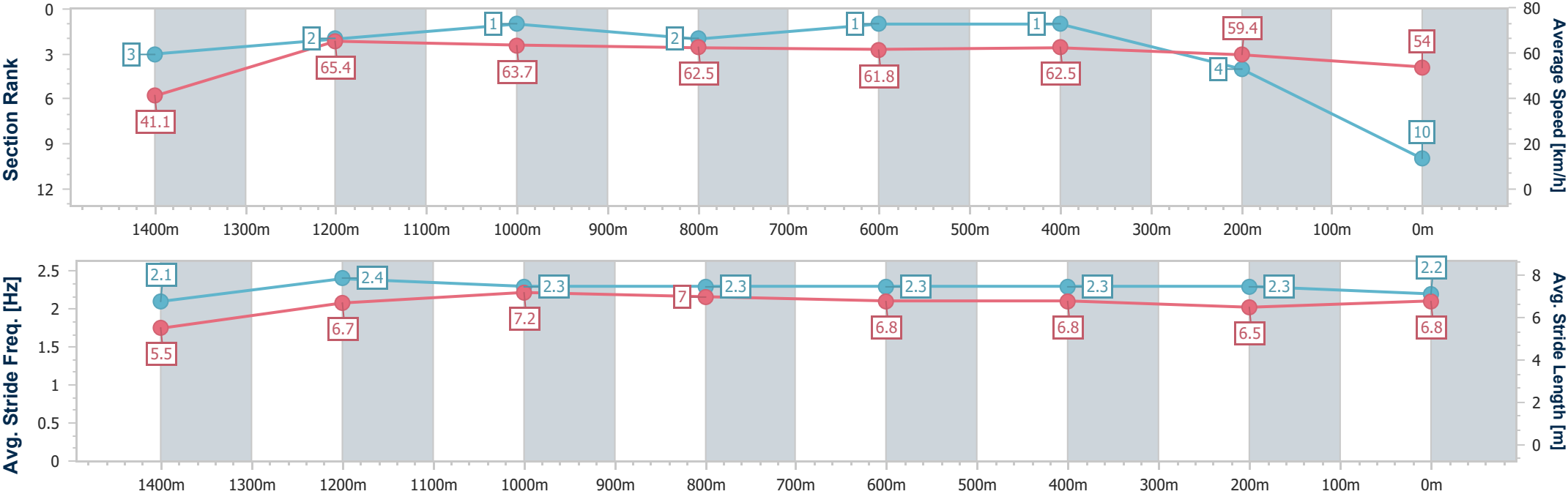
Horse/Jockey Name	Gotebo
Final Rank	10
Fastest Section Time (Section)	0:08.76 (Overall)
Top Speed [km/h] (Section)	66.4 (1400m)
Race State	Finished



Picklebet Park WarwickProfessional
Race 3: GG RACING Class 3 Handicap - 1500m
22 January 2026 - 14:43
Track Rating: Soft 5, Weather: Fine, Rail Position: True



Section	Overall	1400m	1200m	1000m	800m	600m	400m	200m					
Section Times	1:31.56 [10] (0:08.76)	1:22.80 [3] (0:11.13)	1:11.67 [2] (0:11.29)	1:00.38 [1] (0:11.58)	0:48.80 [2] (0:11.71)	0:37.09 [1] (0:11.65)	0:25.44 [1] (0:12.10)	0:13.34 [4] (0:13.34)					
Average Speed [km/h]	41.1	65.4	63.7	62.5	61.8	62.5	59.4	54.0					
Top Speed [km/h]	62.7	66.4	64.1	63.9	62.3	62.6	61.7	57.3					
Avg. Dist. to Rail [m]	10.9	5.9	3.6	2.0	1.4	1.3	2.9	5.0					
Avg. Stride Freq. [Hz]	2.1	2.4	2.3	2.3	2.3	2.3	2.3	2.2					
Avg. Stride Length [m]	5.5	6.7	7.2	7.0	6.8	6.8	6.5	6.8					





Horse/Jockey Name	Johnny The Kid
Final Rank	11
Fastest Section Time (Section)	0:09.13 (Overall)
Top Speed [km/h] (Section)	67.7 (1400m)
Race State	Finished



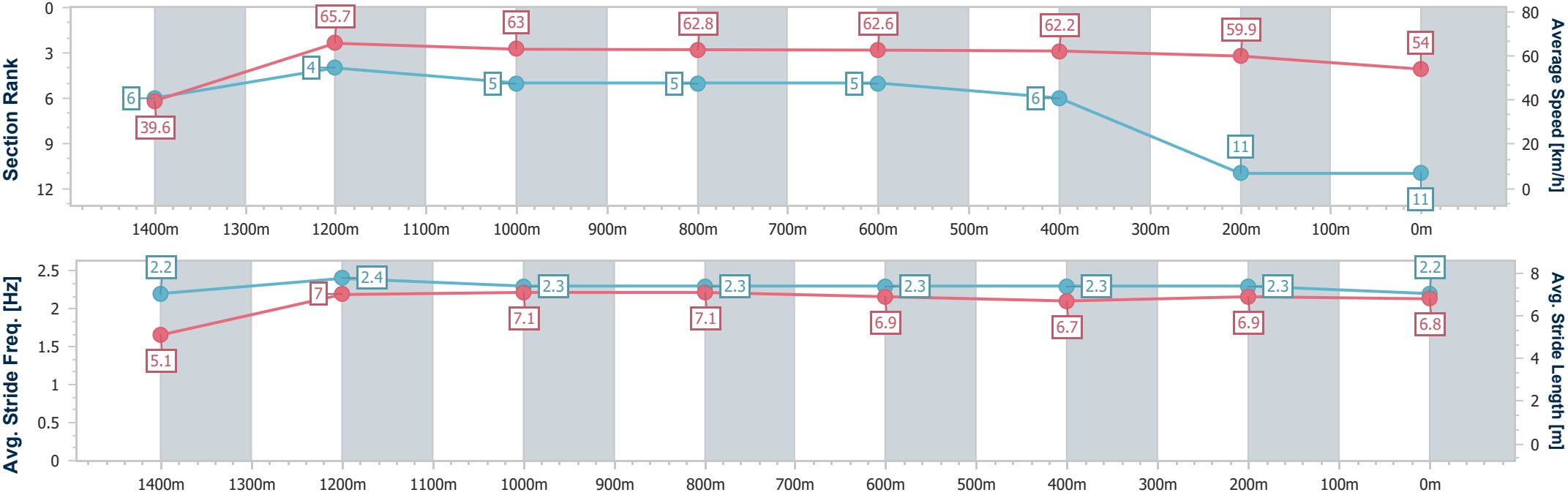
Picklebet Park WarwickProfessional
Race 3: GG RACING Class 3 Handicap - 1500m

22 January 2026 - 14:43

Track Rating: Soft 5, Weather: Fine, Rail Position: True



Section	Overall	1400m	1200m	1000m	800m	600m	400m	200m					
Section Times	1:32.00 [11] (0:09.13)	1:22.87 [6] (0:10.99)	1:11.88 [4] (0:11.44)	1:00.44 [5] (0:11.59)	0:48.85 [5] (0:11.61)	0:37.24 [5] (0:11.75)	0:25.49 [6] (0:12.16)	0:13.33 [11] (0:13.33)					
Average Speed [km/h]	39.6	65.7	63.0	62.8	62.6	62.2	59.9	54.0					
Top Speed [km/h]	62.1	67.7	65.3	64.4	64.0	62.5	61.4	57.7					
Avg. Dist. to Rail [m]	7.6	5.0	4.0	2.9	2.4	2.5	6.1	8.9					
Avg. Stride Freq. [Hz]	2.2	2.4	2.3	2.3	2.3	2.3	2.3	2.2					
Avg. Stride Length [m]	5.1	7.0	7.1	7.1	6.9	6.7	6.9	6.8					





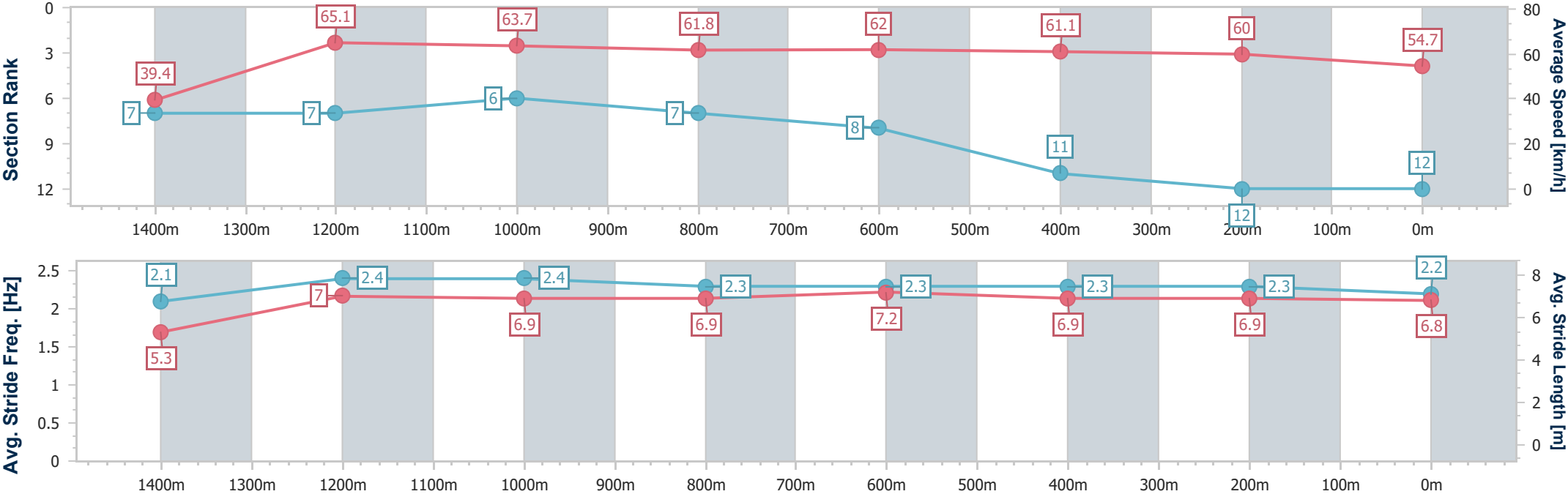
Horse/Jockey Name	Pimpernel
Final Rank	12
Fastest Section Time (Section)	0:09.14 (Overall)
Top Speed [km/h] (Section)	66.5 (1400m)
Race State	Finished



Picklebet Park WarwickProfessional
Race 3: GG RACING Class 3 Handicap - 1500m
22 January 2026 - 14:43
Track Rating: Soft 5, Weather: Fine, Rail Position: True



Section	Overall	1400m	1200m	1000m	800m	600m	400m	200m					
Section Times	1:32.16 [12] (0:09.14)	1:23.02 [7] (0:11.10)	1:11.92 [7] (0:11.34)	1:00.58 [6] (0:11.68)	0:48.90 [7] (0:11.77)	0:37.13 [8] (0:11.87)	0:25.26 [11] (0:12.11)	0:13.15 [12] (0:13.15)					
Average Speed [km/h]	39.4	65.1	63.7	61.8	62.0	61.1	60.0	54.7					
Top Speed [km/h]	61.4	66.5	65.5	62.7	62.0	62.2	61.0	58.6					
Avg. Dist. to Rail [m]	6.2	3.5	2.5	2.1	2.2	1.8	4.8	6.4					
Avg. Stride Freq. [Hz]	2.1	2.4	2.4	2.3	2.3	2.3	2.3	2.2					
Avg. Stride Length [m]	5.3	7.0	6.9	6.9	7.2	6.9	6.9	6.8					





Picklebet Park Warwick Professional
Race 4: ENSBEY ELECTRICAL QTIS Three-Year-Old Maiden Handicap -
1350m

22 January 2026 - 15:19



Track Rating: Soft 5, Weather: Fine, Rail Position: True

Section		Overall				1200m	1000m	800m	600m	400m	Last 600m	
Field Times		1:20.28				1:09.13	0:58.70	0:47.65	0:36.17	0:24.37	0:36.17	
		(0:11.15)				(0:10.43)	(0:11.05)	(0:11.48)	(0:11.80)	(0:11.95)		
Rank	TAB	Horse/Jockey	Barrier	Top Speed [km/h]	Fastest Section							Distance Travelled [m]
1	11	SWANFELS	14	68.6	0:10.57	1:20.28 [1]	1:09.13 [1]	0:58.56 [2]	0:47.53 [2]	0:35.99 [2]	0:24.18 [2]	0:35.99
		Kyle Wilson-Taylor		1200m	1200m	(0:11.15)	(0:10.57)	(0:11.03)	(0:11.54)	(0:11.81)	(0:11.76)	
2	5	HELLO DOLLY DIVA	5	69.1	0:10.65	1:20.30 [2]	1:08.71 [7]	0:58.06 [7]	0:47.01 [7]	0:35.38 [7]	0:23.63 [7]	0:35.38 +4
		Olivia Webb		1200m	1200m	(0:11.59)	(0:10.65)	(0:11.05)	(0:11.63)	(0:11.75)	(0:11.70)	
3	9	MISHANI VISION	13	69.1	0:10.68	1:20.92 [3]	1:09.41 [6]	0:58.73 [5]	0:47.71 [6]	0:36.19 [4]	0:24.35 [4]	0:36.19 +6
		Chloe Lowe		1200m	1200m	(0:11.51)	(0:10.68)	(0:11.02)	(0:11.52)	(0:11.84)	(0:11.83)	
4	3	GRANDSTANDER	10	67.5	0:10.73	1:20.93 [4]	1:09.65 [3]	0:58.92 [3]	0:47.94 [3]	0:36.37 [3]	0:24.54 [3]	0:36.37 +1
		Damien Boche		1200m	1200m	(0:11.28)	(0:10.73)	(0:10.98)	(0:11.57)	(0:11.83)	(0:11.88)	
5	1	YEAH BUDDY	4	68.3	0:10.76	1:20.95 [5]	1:09.47 [5]	0:58.71 [6]	0:47.76 [4]	0:36.10 [6]	0:24.30 [6]	0:36.10 +1
		Les Tilley		1000m	1200m	(0:11.48)	(0:10.76)	(0:10.95)	(0:11.66)	(0:11.80)	(0:11.80)	
6	12	TASSORTIUM	9	69.9	0:10.40	1:21.10 [6]	1:09.92 [2]	0:59.52 [1]	0:48.47 [1]	0:36.99 [1]	0:25.19 [1]	0:36.99 +0
		Adin Thompson		1200m	1200m	(0:11.18)	(0:10.40)	(0:11.05)	(0:11.48)	(0:11.80)	(0:12.11)	
7	6	SICILIAN WARRIOR	3	67.7	0:10.84	1:21.11 [7]	1:09.35 [9]	0:58.51 [9]	0:47.51 [9]	0:36.02 [9]	0:24.29 [8]	0:36.02 -3
		Gary Geran		1200m	1200m	(0:11.76)	(0:10.84)	(0:11.00)	(0:11.49)	(0:11.73)	(0:11.96)	
8	13	NEWEVA	6	65.5	0:11.09	1:21.13 [8]	1:09.33 [11]	0:58.20 [11]	0:47.11 [11]	0:35.70 [11]	0:23.98 [10]	0:35.70 +1
		Jai Williams		1000m	1000m	(0:11.80)	(0:11.13)	(0:11.09)	(0:11.41)	(0:11.72)	(0:11.57)	
9	15	GLOBAL CURRENCY	11	67.7	0:10.77	1:21.63 [9]	1:10.28 [4]	0:59.51 [4]	0:48.44 [5]	0:36.89 [5]	0:25.01 [5]	0:36.89 -1
		Jake Bayliss		1200m	1200m	(0:11.35)	(0:10.77)	(0:11.07)	(0:11.55)	(0:11.88)	(0:12.14)	
10	4	IN THE HOLE TIGER	12	68.4	0:10.72	1:21.79 [10]	1:10.07 [8]	0:59.35 [8]	0:48.33 [8]	0:36.83 [8]	0:24.91 [9]	0:36.83 +8
		Harrison Shaw		1200m	1200m	(0:11.72)	(0:10.72)	(0:11.02)	(0:11.50)	(0:11.92)	(0:12.26)	

Scratched: Nasiron (#19), Sleepy Joe (#7), Gairloch (#22), Son Of A Lie (#20), Choceclair (#21), Pearl Of Sicily (#14), Shortfastloud (#10), Bodysnatcher (#16), Steady On (#18)

Report Created: Thu 22 January 2026 15:57 GMT+ (Note: Timing is based on position data)

Page 1/17

[] Ranking at each section and finish
-:-:- No data available at this section
NA No data available

SCN Saddle cloth number
DNF Did not finish
DNT Did not track

data processed by TRIPLESDATA



Picklebet Park Warwick Professional
Race 4: ENSBEY ELECTRICAL QTIS Three-Year-Old Maiden Handicap -
1350m

22 January 2026 - 15:19



Track Rating: Soft 5, Weather: Fine, Rail Position: True

Section						Overall	1200m	1000m	800m	600m	400m	Last 600m	
Field Times						1:20.28 (0:11.15)	1:09.13 (0:10.43)	0:58.70 (0:11.05)	0:47.65 (0:11.48)	0:36.17 (0:11.80)	0:24.37 (0:11.95)	0:36.17	
Rank	TAB	Horse/Jockey	Barrier	Top Speed [km/h]	Fastest Section								Distance Travelled [m]
11	8	GITSHAM	8	67.6	0:10.89	1:21.87 [11]	1:10.09 [10]	0:59.20 [10]	0:48.13 [10]	0:36.56 [10]	0:24.65 [11]	0:36.56	+2
		Paul Hamblin		1200m	1200m	(0:11.78)	(0:10.89)	(0:11.07)	(0:11.57)	(0:11.91)	(0:12.09)		
12	17	VALOUR'S GIRL	1	65.3	0:11.30	1:22.64 [12]	1:10.84 [12]	0:59.54 [12]	0:48.18 [12]	0:36.86 [12]	0:25.02 [12]	0:36.86	+3
		Fred Larson		1200m	1200m	(0:11.80)	(0:11.30)	(0:11.36)	(0:11.32)	(0:11.84)	(0:12.53)		
13	2	BAD SANTA	2	65.5	0:11.16	1:22.88 [13]	1:10.78 [13]	0:59.57 [13]	0:48.41 [13]	0:37.08 [13]	0:25.24 [13]	0:37.08	+4
		Reece O'Connell		1000m	1000m	(0:12.10)	(0:11.21)	(0:11.16)	(0:11.33)	(0:11.84)	(0:12.55)		

Scratched: Nasiron (#19), Sleepy Joe (#7), Gairloch (#22), Son Of A Lie (#20), Choceclair (#21), Pearl Of Sicily (#14), Shortfastloud (#10), Bodysnatcher (#16), Steady On (#18)



Picklebet Park Warwick Professional
Race 4: ENSBEY ELECTRICAL QTIS Three-Year-Old Maiden Handicap -
1350m

22 January 2026 - 15:19



Track Rating: Soft 5, Weather: Fine, Rail Position: True

Section Field Times				200m 0:12.42 (0:12.42)		Last 600m 0:36.17			
Rank	TAB	Horse/Jockey	Barrier	Top Speed [km/h]	Fastest Section	Margin			Distance Travelled [m]
1	11	SWANFELS	14	68.6	0:10.57	0:12.42 [1]	1:20.28	0:35.99	
		Kyle Wilson-Taylor		1200m	1200m	(0:12.42)			
2	5	HELLO DOLLY DIVA	5	69.1	0:10.65	0:11.93 [4]	0.13L	0:35.38	+4
		Olivia Webb		1200m	1200m	(0:11.93)			
3	9	MISHANI VISION	13	69.1	0:10.68	0:12.52 [5]	3.78L	0:36.19	+6
		Chloe Lowe		1200m	1200m	(0:12.52)			
4	3	GRANDSTANDER	10	67.5	0:10.73	0:12.66 [3]	3.8L	0:36.37	+1
		Damien Boche		1200m	1200m	(0:12.66)			
5	1	YEAH BUDDY	4	68.3	0:10.76	0:12.50 [6]	3.9L	0:36.10	+1
		Les Tilley		1000m	1200m	(0:12.50)			
6	12	TASSORTIUM	9	69.9	0:10.40	0:13.08 [2]	4.81L	0:36.99	+0
		Adin Thompson		1200m	1200m	(0:13.08)			
7	6	SICILIAN WARRIOR	3	67.7	0:10.84	0:12.33 [9]	4.9L	0:36.02	-3
		Gary Geran		1200m	1200m	(0:12.33)			
8	13	NEWEVA	6	65.5	0:11.09	0:12.41 [7]	5L	0:35.70	+1
		Jai Williams		1000m	1000m	(0:12.41)			
9	15	GLOBAL CURRENCY	11	67.7	0:10.77	0:12.87 [8]	7.94L	0:36.89	-1
		Jake Bayliss		1200m	1200m	(0:12.87)			
10	4	IN THE HOLE TIGER	12	68.4	0:10.72	0:12.65 [10]	8.87L	0:36.83	+8
		Harrison Shaw		1200m	1200m	(0:12.65)			

Scratched: Nasiron (#19), Sleepy Joe (#7), Gairloch (#22), Son Of A Lie (#20), Choceclair (#21), Pearl Of Sicily (#14), Shortfastloud (#10), Bodysnatcher (#16), Steady On (#18)

Report Created: Thu 22 January 2026 15:57 GMT+ (Note: Timing is based on position data)

Page 3/17

[] Ranking at each section and finish
-:-:- No data available at this section
NA No data available

SCN Saddle cloth number
DNF Did not finish
DNT Did not track

data processed by  TRIPLESDATA



Picklebet Park Warwick Professional
Race 4: ENSBEY ELECTRICAL QTIS Three-Year-Old Maiden Handicap -
1350m

22 January 2026 - 15:19



Track Rating: Soft 5, Weather: Fine, Rail Position: True

Section						200m		Last 600m	
Field Times						0:12.42 (0:12.42)		0:36.17	
Rank	TAB	Horse/Jockey	Barrier	Top Speed [km/h]	Fastest Section	Margin		Distance Travelled [m]	
11	8	GITSHAM	8	67.6	0:10.89	0:12.56 [11]	9.36L	0:36.56	+2
		Paul Hamblin		1200m	1200m	(0:12.56)			
12	17	VALOUR'S GIRL	1	65.3	0:11.30	0:12.49 [12]	13.89L	0:36.86	+3
		Fred Larson		1200m	1200m	(0:12.49)			
13	2	BAD SANTA	2	65.5	0:11.16	0:12.69 [13]	15.27L	0:37.08	+4
		Reece O'Connell		1000m	1000m	(0:12.69)			

Scratched: Nasiron (#19), Sleepy Joe (#7), Gairloch (#22), Son Of A Lie (#20), Choceclair (#21), Pearl Of Sicily (#14), Shortfastloud (#10), Bodysnatcher (#16), Steady On (#18)



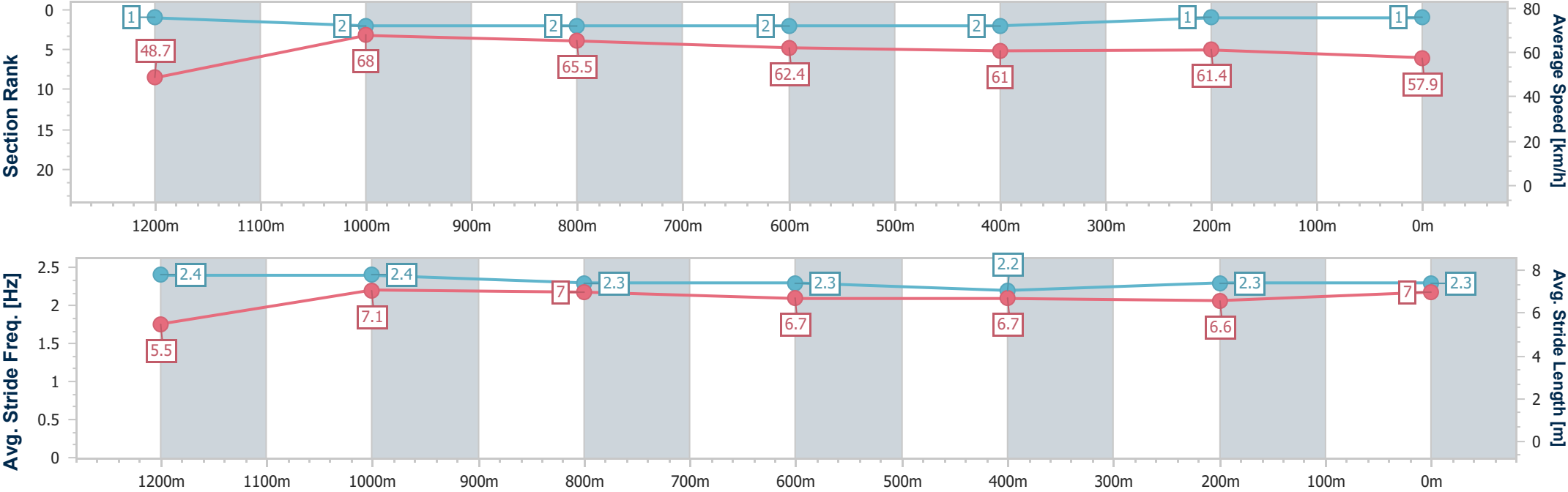
Horse/Jockey Name	Swanfels
Final Rank	1
Fastest Section Time (Section)	0:10.57 (1200m)
Top Speed [km/h] (Section)	68.6 (1200m)
Race State	Finished



Picklebet Park WarwickProfessional
Race 4: ENSBEY ELECTRICAL QTIS Three-Year-Old Maiden
Handicap - 1350m
22 January 2026 - 15:19
Track Rating: Soft 5, Weather: Fine, Rail Position: True



Section	Overall	1200m	1000m	800m	600m	400m	200m						
Section Times	1:20.28 [1] (0:11.15)	1:09.13 [1] (0:10.57)	0:58.56 [2] (0:11.03)	0:47.53 [2] (0:11.54)	0:35.99 [2] (0:11.81)	0:24.18 [2] (0:11.76)	0:12.42 [1] (0:12.42)						
Average Speed [km/h]	48.7	68.0	65.5	62.4	61.0	61.4	57.9						
Top Speed [km/h]	68.3	68.6	67.8	63.3	62.2	61.8	60.5						
Avg. Dist. to Rail [m]	10.5	2.3	0.9	0.4	0.5	1.9	3.0						
Avg. Stride Freq. [Hz]	2.4	2.4	2.3	2.3	2.2	2.3	2.3						
Avg. Stride Length [m]	5.5	7.1	7.0	6.7	6.7	6.6	7.0						





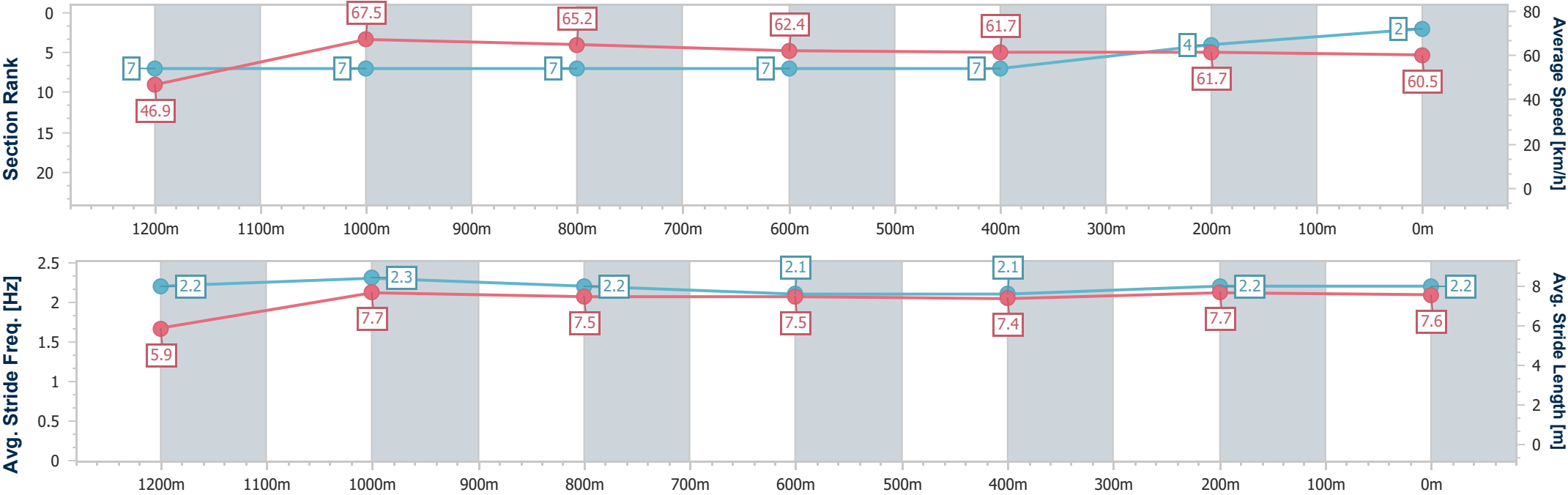
Horse/Jockey Name	Hello Dolly Diva
Final Rank	2
Fastest Section Time (Section)	0:10.65 (1200m)
Top Speed [km/h] (Section)	69.1 (1200m)
Race State	Finished



Picklebet Park WarwickProfessional
Race 4: ENSBEY ELECTRICAL QTIS Three-Year-Old Maiden
Handicap - 1350m
22 January 2026 - 15:19
Track Rating: Soft 5, Weather: Fine, Rail Position: True



Section	Overall	1200m	1000m	800m	600m	400m	200m						
Section Times	1:20.30 [2] (0:11.59)	1:08.71 [7] (0:10.65)	0:58.06 [7] (0:11.05)	0:47.01 [7] (0:11.63)	0:35.38 [7] (0:11.75)	0:23.63 [7] (0:11.70)	0:11.93 [4] (0:11.93)						
Average Speed [km/h]	46.9	67.5	65.2	62.4	61.7	61.7	60.5						
Top Speed [km/h]	67.7	69.1	66.9	63.8	62.2	62.4	62.2						
Avg. Dist. to Rail [m]	3.8	1.4	1.1	1.3	1.5	2.0	3.8						
Avg. Stride Freq. [Hz]	2.2	2.3	2.2	2.1	2.1	2.2	2.2						
Avg. Stride Length [m]	5.9	7.7	7.5	7.5	7.4	7.7	7.6						





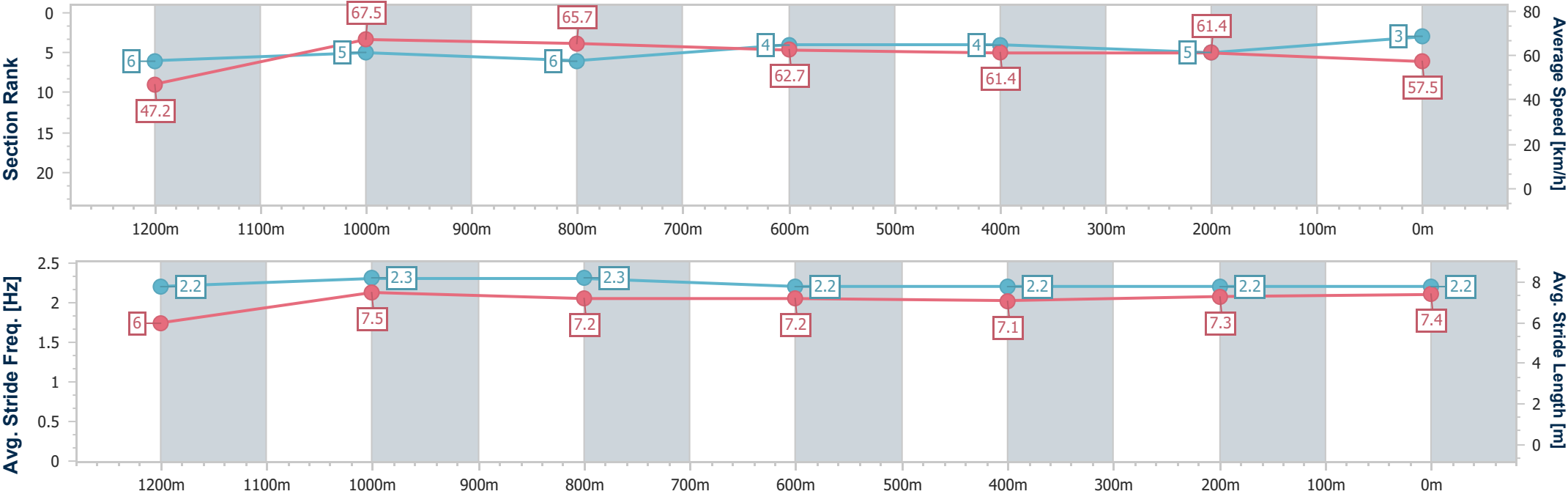
Horse/Jockey Name	Mishani Vision
Final Rank	3
Fastest Section Time (Section)	0:10.68 (1200m)
Top Speed [km/h] (Section)	69.1 (1200m)
Race State	Finished



Picklebet Park WarwickProfessional
Race 4: ENSBEY ELECTRICAL QTIS Three-Year-Old Maiden
Handicap - 1350m
22 January 2026 - 15:19
Track Rating: Soft 5, Weather: Fine, Rail Position: True



Section	Overall	1200m	1000m	800m	600m	400m	200m						
Section Times	1:20.92 [3] (0:11.51)	1:09.41 [6] (0:10.68)	0:58.73 [5] (0:11.02)	0:47.71 [6] (0:11.52)	0:36.19 [4] (0:11.84)	0:24.35 [4] (0:11.83)	0:12.52 [5] (0:12.52)						
Average Speed [km/h]	47.2	67.5	65.7	62.7	61.4	61.4	57.5						
Top Speed [km/h]	67.0	69.1	67.6	64.6	62.1	61.9	60.8						
Avg. Dist. to Rail [m]	10.2	2.7	2.3	1.4	1.8	4.1	6.2						
Avg. Stride Freq. [Hz]	2.2	2.3	2.3	2.2	2.2	2.2	2.2						
Avg. Stride Length [m]	6.0	7.5	7.2	7.2	7.1	7.3	7.4						





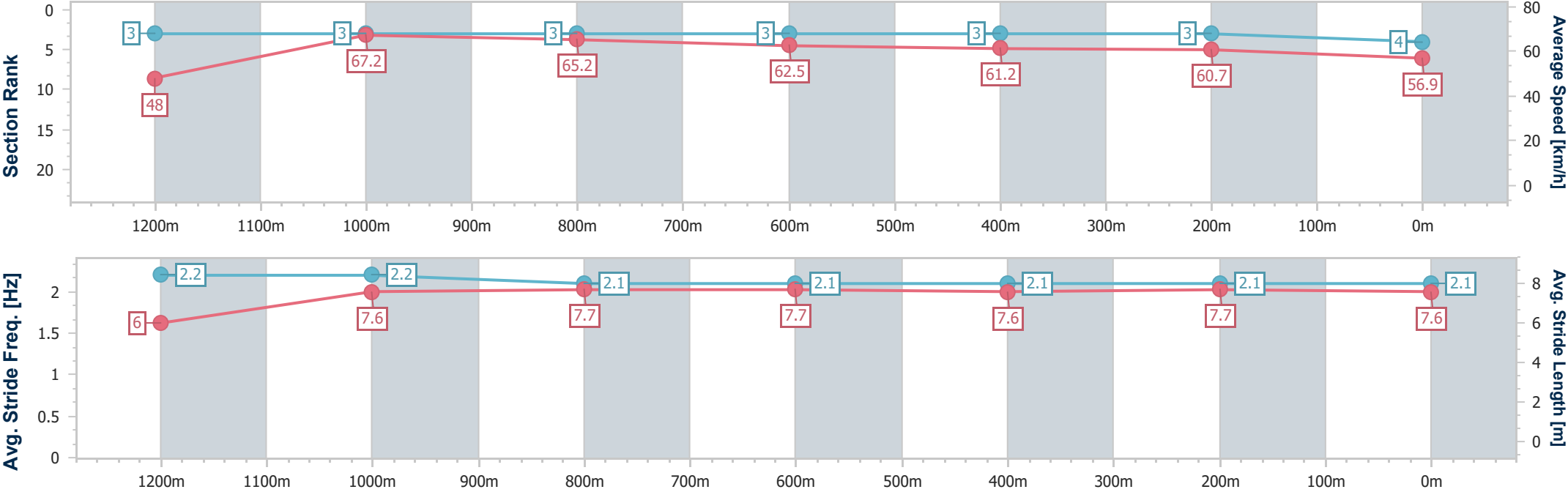
Horse/Jockey Name	Grandstander
Final Rank	4
Fastest Section Time (Section)	0:10.73 (1200m)
Top Speed [km/h] (Section)	67.5 (1200m)
Race State	Finished



Picklebet Park WarwickProfessional
Race 4: ENSBEY ELECTRICAL QTIS Three-Year-Old Maiden
Handicap - 1350m
22 January 2026 - 15:19
Track Rating: Soft 5, Weather: Fine, Rail Position: True



Section	Overall	1200m	1000m	800m	600m	400m	200m						
Section Times	1:20.93 [4] (0:11.28)	1:09.65 [3] (0:10.73)	0:58.92 [3] (0:10.98)	0:47.94 [3] (0:11.57)	0:36.37 [3] (0:11.83)	0:24.54 [3] (0:11.88)	0:12.66 [3] (0:12.66)						
Average Speed [km/h]	48.0	67.2	65.2	62.5	61.2	60.7	56.9						
Top Speed [km/h]	67.1	67.5	66.9	63.7	62.0	62.1	59.1						
Avg. Dist. to Rail [m]	7.1	0.9	0.3	0.2	0.5	3.3	5.8						
Avg. Stride Freq. [Hz]	2.2	2.2	2.1	2.1	2.1	2.1	2.1						
Avg. Stride Length [m]	6.0	7.6	7.7	7.7	7.6	7.7	7.6						





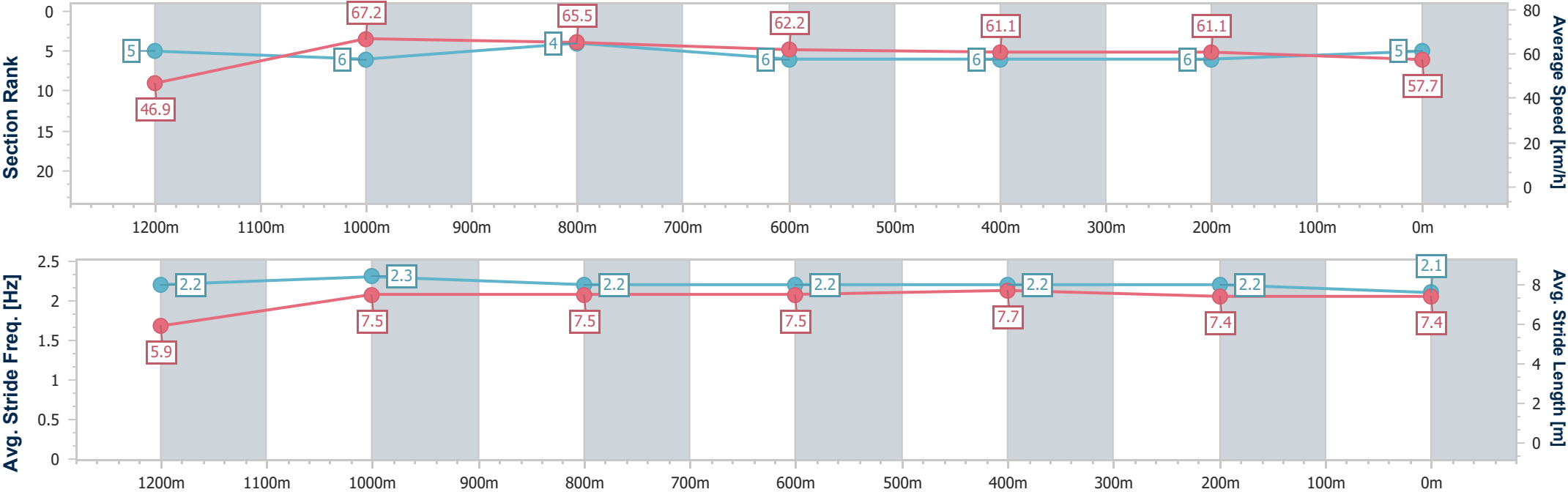
Horse/Jockey Name	Yeah Buddy
Final Rank	5
Fastest Section Time (Section)	0:10.76 (1200m)
Top Speed [km/h] (Section)	68.3 (1000m)
Race State	Finished



Picklebet Park WarwickProfessional
Race 4: ENSBEY ELECTRICAL QTIS Three-Year-Old Maiden
Handicap - 1350m
22 January 2026 - 15:19
Track Rating: Soft 5, Weather: Fine, Rail Position: True



Section	Overall	1200m	1000m	800m	600m	400m	200m						
Section Times	1:20.95 [5] (0:11.48)	1:09.47 [5] (0:10.76)	0:58.71 [6] (0:10.95)	0:47.76 [4] (0:11.66)	0:36.10 [6] (0:11.80)	0:24.30 [6] (0:11.80)	0:12.50 [6] (0:12.50)						
Average Speed [km/h]	46.9	67.2	65.5	62.2	61.1	61.1	57.7						
Top Speed [km/h]	65.7	67.7	68.3	63.7	61.5	61.5	60.2						
Avg. Dist. to Rail [m]	2.5	0.3	0.5	0.6	0.5	1.1	3.2						
Avg. Stride Freq. [Hz]	2.2	2.3	2.2	2.2	2.2	2.2	2.1						
Avg. Stride Length [m]	5.9	7.5	7.5	7.5	7.7	7.4	7.4						





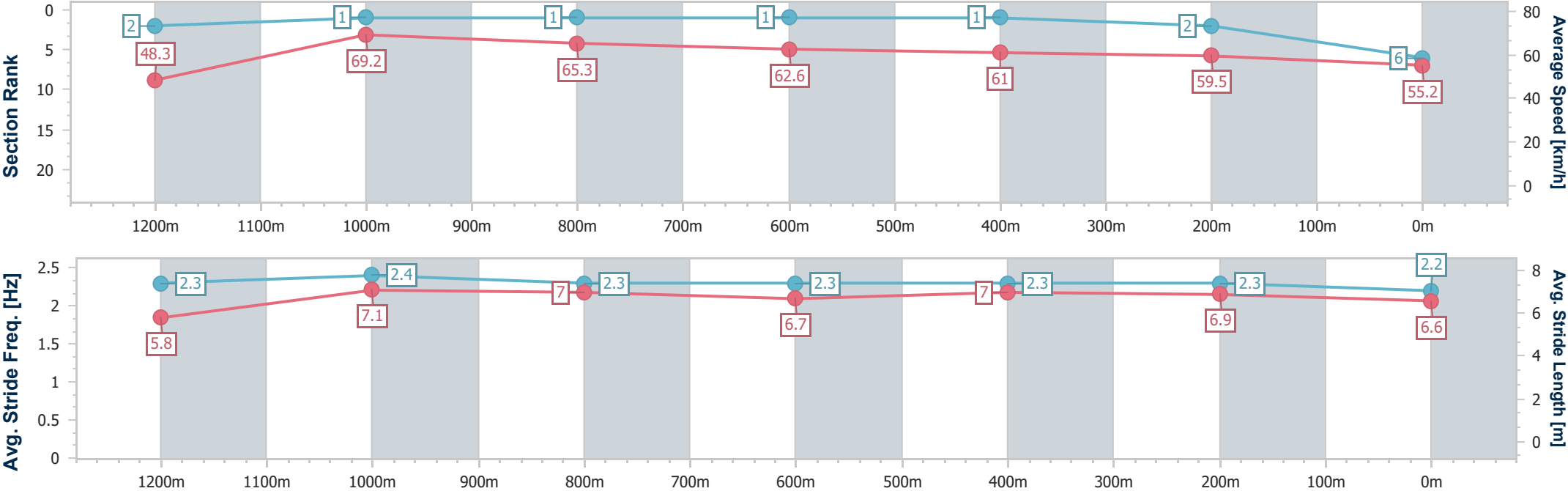
Horse/Jockey Name	Tassortium
Final Rank	6
Fastest Section Time (Section)	0:10.40 (1200m)
Top Speed [km/h] (Section)	69.9 (1200m)
Race State	Finished



Picklebet Park WarwickProfessional
Race 4: ENSBEY ELECTRICAL QTIS Three-Year-Old Maiden
Handicap - 1350m
22 January 2026 - 15:19
Track Rating: Soft 5, Weather: Fine, Rail Position: True



Section	Overall	1200m	1000m	800m	600m	400m	200m						
Section Times	1:21.10 [6] (0:11.18)	1:09.92 [2] (0:10.40)	0:59.52 [1] (0:11.05)	0:48.47 [1] (0:11.48)	0:36.99 [1] (0:11.80)	0:25.19 [1] (0:12.11)	0:13.08 [2] (0:13.08)						
Average Speed [km/h]	48.3	69.2	65.3	62.6	61.0	59.5	55.2						
Top Speed [km/h]	68.3	69.9	68.3	63.7	61.7	60.9	57.8						
Avg. Dist. to Rail [m]	5.8	0.5	0.3	0.3	0.2	1.0	1.3						
Avg. Stride Freq. [Hz]	2.3	2.4	2.3	2.3	2.3	2.3	2.2						
Avg. Stride Length [m]	5.8	7.1	7.0	6.7	7.0	6.9	6.6						





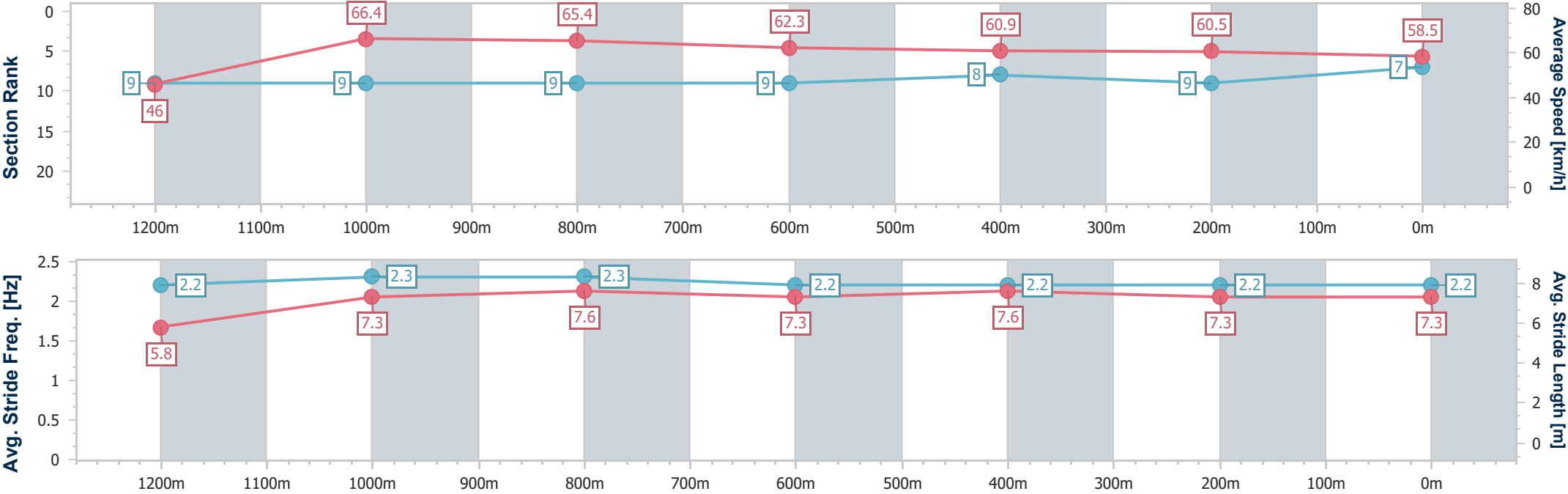
Horse/Jockey Name	Sicilian Warrior
Final Rank	7
Fastest Section Time (Section)	0:10.84 (1200m)
Top Speed [km/h] (Section)	67.7 (1200m)
Race State	Finished



Picklebet Park WarwickProfessional
Race 4: ENSBEY ELECTRICAL QTIS Three-Year-Old Maiden
Handicap - 1350m
22 January 2026 - 15:19
Track Rating: Soft 5, Weather: Fine, Rail Position: True



Section	Overall	1200m	1000m	800m	600m	400m	200m						
Section Times	1:21.11 [7] (0:11.76)	1:09.35 [9] (0:10.84)	0:58.51 [9] (0:11.00)	0:47.51 [9] (0:11.49)	0:36.02 [9] (0:11.73)	0:24.29 [8] (0:11.96)	0:12.33 [9] (0:12.33)						
Average Speed [km/h]	46.0	66.4	65.4	62.3	60.9	60.5	58.5						
Top Speed [km/h]	67.3	67.7	66.1	64.2	61.5	61.9	59.7						
Avg. Dist. to Rail [m]	1.7	0.4	0.5	1.6	1.2	3.9	8.7						
Avg. Stride Freq. [Hz]	2.2	2.3	2.3	2.2	2.2	2.2	2.2						
Avg. Stride Length [m]	5.8	7.3	7.6	7.3	7.6	7.3	7.3						





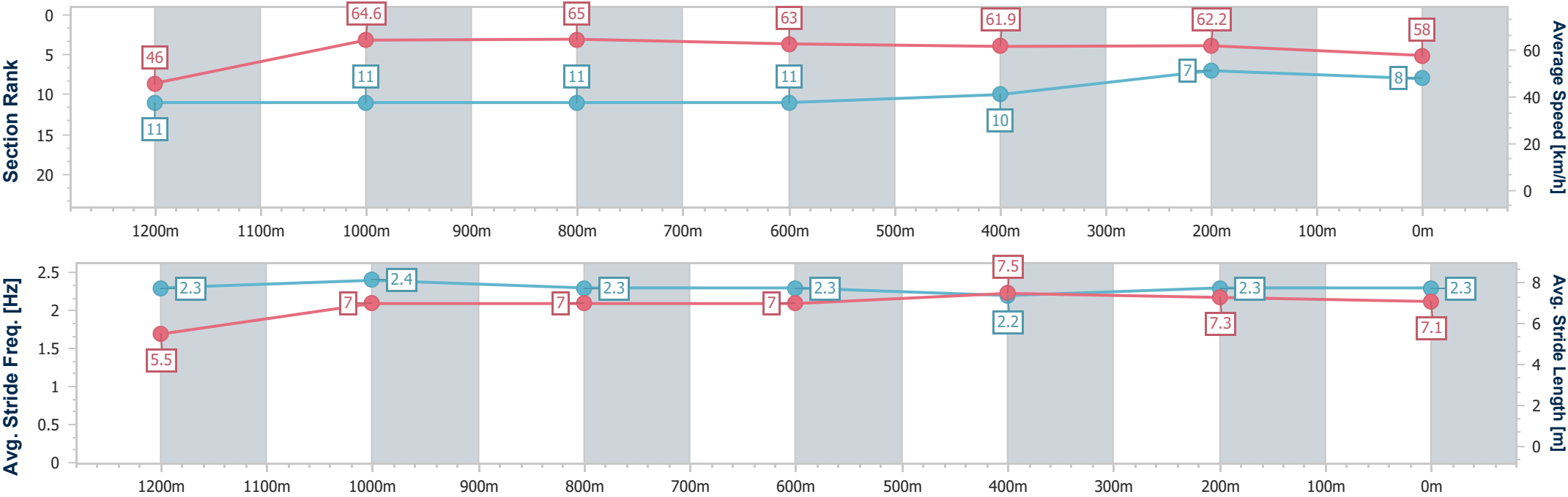
Horse/Jockey Name	Neweva
Final Rank	8
Fastest Section Time (Section)	0:11.09 (1000m)
Top Speed [km/h] (Section)	65.5 (1000m)
Race State	Finished



Picklebet Park WarwickProfessional
Race 4: ENSBEY ELECTRICAL QTIS Three-Year-Old Maiden
Handicap - 1350m
22 January 2026 - 15:19
Track Rating: Soft 5, Weather: Fine, Rail Position: True



Section	Overall	1200m	1000m	800m	600m	400m	200m						
Section Times	1:21.13 [8] (0:11.80)	1:09.33 [11] (0:11.13)	0:58.20 [11] (0:11.09)	0:47.11 [11] (0:11.41)	0:35.70 [11] (0:11.72)	0:23.98 [10] (0:11.57)	0:12.41 [7] (0:12.41)						
Average Speed [km/h]	46.0	64.6	65.0	63.0	61.9	62.2	58.0						
Top Speed [km/h]	64.0	65.1	65.5	64.9	62.9	63.0	59.9						
Avg. Dist. to Rail [m]	5.0	1.6	0.6	0.5	0.7	2.5	7.1						
Avg. Stride Freq. [Hz]	2.3	2.4	2.3	2.3	2.2	2.3	2.3						
Avg. Stride Length [m]	5.5	7.0	7.0	7.0	7.5	7.3	7.1						





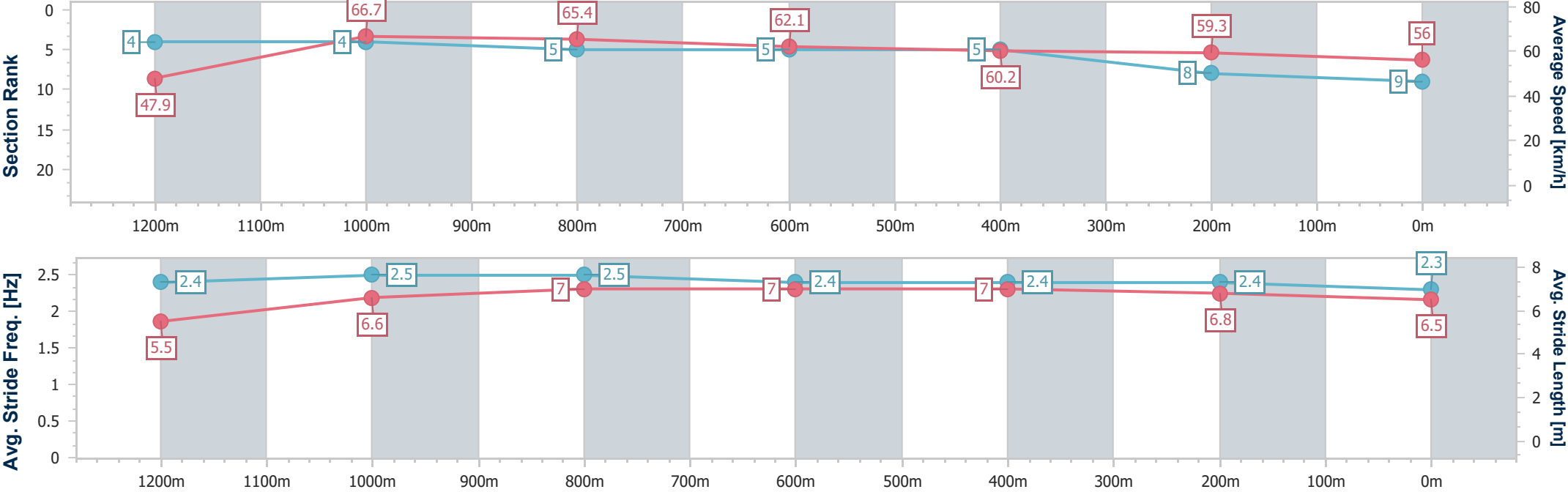
Horse/Jockey Name	Global Currency
Final Rank	9
Fastest Section Time (Section)	0:10.77 (1200m)
Top Speed [km/h] (Section)	67.7 (1200m)
Race State	Finished



Picklebet Park WarwickProfessional
Race 4: ENSBEY ELECTRICAL QTIS Three-Year-Old Maiden
Handicap - 1350m
22 January 2026 - 15:19
Track Rating: Soft 5, Weather: Fine, Rail Position: True



Section	Overall	1200m	1000m	800m	600m	400m	200m						
Section Times	1:21.63 [9] (0:11.35)	1:10.28 [4] (0:10.77)	0:59.51 [4] (0:11.07)	0:48.44 [5] (0:11.55)	0:36.89 [5] (0:11.88)	0:25.01 [5] (0:12.14)	0:12.87 [8] (0:12.87)						
Average Speed [km/h]	47.9	66.7	65.4	62.1	60.2	59.3	56.0						
Top Speed [km/h]	67.3	67.7	67.6	63.1	61.6	60.4	58.1						
Avg. Dist. to Rail [m]	8.8	2.1	1.2	0.5	0.6	1.3	3.5						
Avg. Stride Freq. [Hz]	2.4	2.5	2.5	2.4	2.4	2.4	2.3						
Avg. Stride Length [m]	5.5	6.6	7.0	7.0	7.0	6.8	6.5						





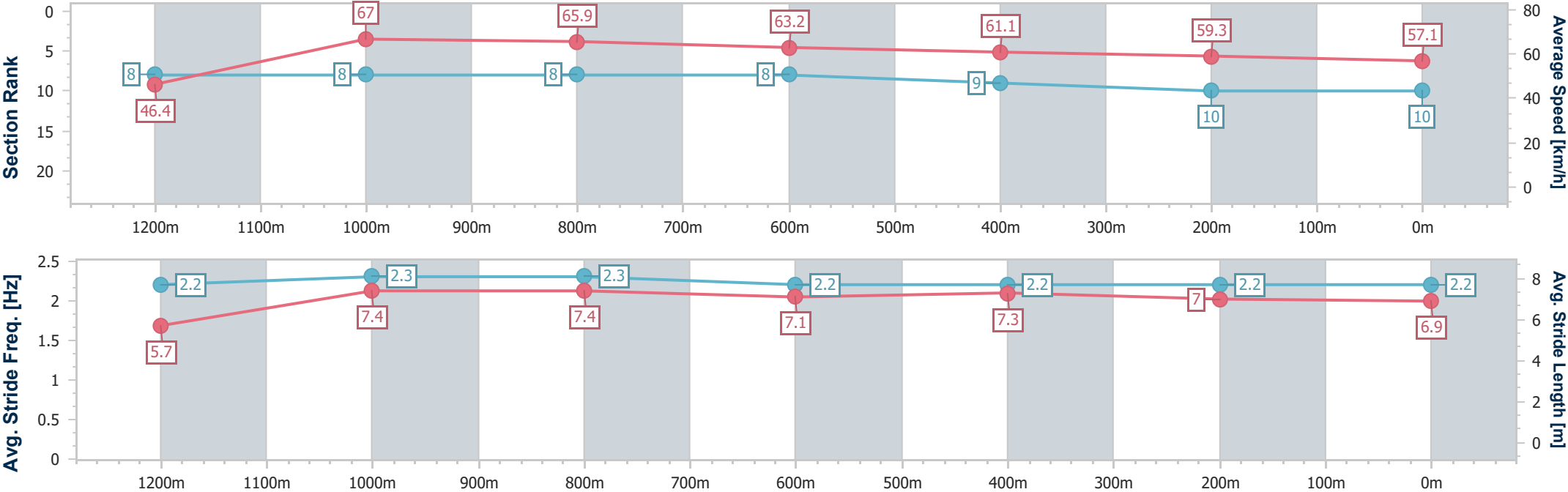
Horse/Jockey Name	In The Hole Tiger
Final Rank	10
Fastest Section Time (Section)	0:10.72 (1200m)
Top Speed [km/h] (Section)	68.4 (1200m)
Race State	Finished



Picklebet Park WarwickProfessional
Race 4: ENSBEY ELECTRICAL QTIS Three-Year-Old Maiden
Handicap - 1350m
22 January 2026 - 15:19
Track Rating: Soft 5, Weather: Fine, Rail Position: True



Section	Overall	1200m	1000m	800m	600m	400m	200m						
Section Times	1:21.79 [10] (0:11.72)	1:10.07 [8] (0:10.72)	0:59.35 [8] (0:11.02)	0:48.33 [8] (0:11.50)	0:36.83 [8] (0:11.92)	0:24.91 [9] (0:12.26)	0:12.65 [10] (0:12.65)						
Average Speed [km/h]	46.4	67.0	65.9	63.2	61.1	59.3	57.1						
Top Speed [km/h]	65.4	68.4	67.6	65.2	61.9	60.8	58.3						
Avg. Dist. to Rail [m]	8.8	2.7	2.5	1.7	2.2	5.0	6.4						
Avg. Stride Freq. [Hz]	2.2	2.3	2.3	2.2	2.2	2.2	2.2						
Avg. Stride Length [m]	5.7	7.4	7.4	7.1	7.3	7.0	6.9						





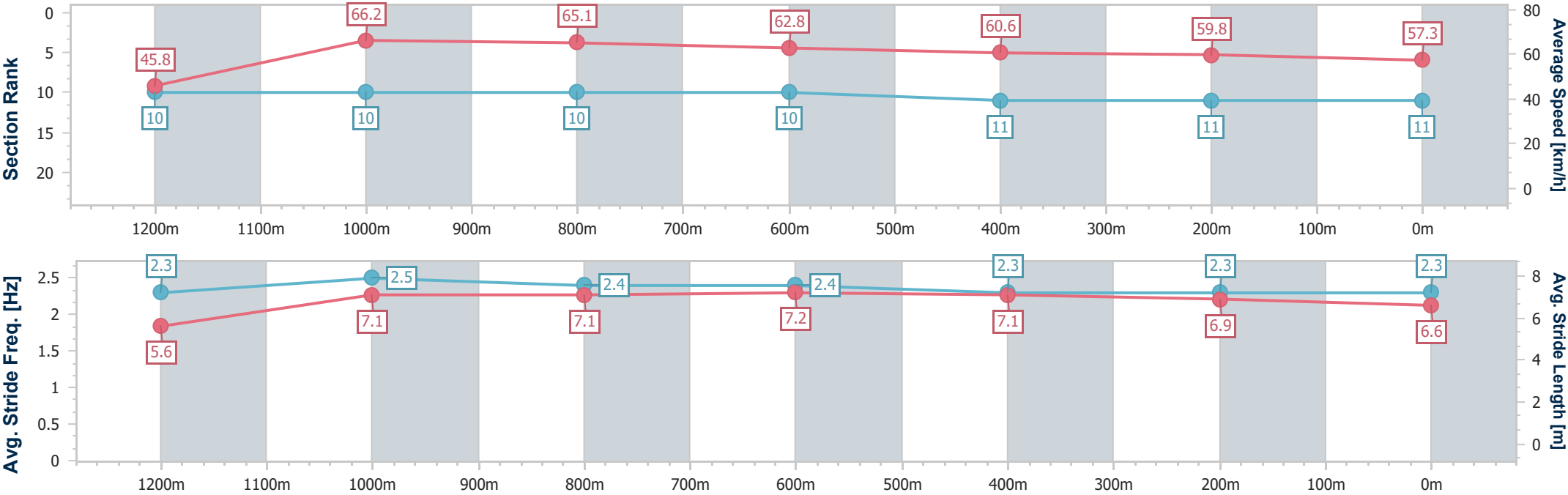
Horse/Jockey Name	Gitsham
Final Rank	11
Fastest Section Time (Section)	0:10.89 (1200m)
Top Speed [km/h] (Section)	67.6 (1200m)
Race State	Finished



Picklebet Park WarwickProfessional
Race 4: ENSBEY ELECTRICAL QTIS Three-Year-Old Maiden
Handicap - 1350m
22 January 2026 - 15:19
Track Rating: Soft 5, Weather: Fine, Rail Position: True



Section	Overall	1200m	1000m	800m	600m	400m	200m						
Section Times	1:21.87 [11] (0:11.78)	1:10.09 [10] (0:10.89)	0:59.20 [10] (0:11.07)	0:48.13 [10] (0:11.57)	0:36.56 [10] (0:11.91)	0:24.65 [11] (0:12.09)	0:12.56 [11] (0:12.56)						
Average Speed [km/h]	45.8	66.2	65.1	62.8	60.6	59.8	57.3						
Top Speed [km/h]	64.7	67.6	66.2	63.6	61.7	62.2	59.3						
Avg. Dist. to Rail [m]	5.7	1.9	1.2	1.2	0.6	1.8	1.5						
Avg. Stride Freq. [Hz]	2.3	2.5	2.4	2.4	2.3	2.3	2.3						
Avg. Stride Length [m]	5.6	7.1	7.1	7.2	7.1	6.9	6.6						





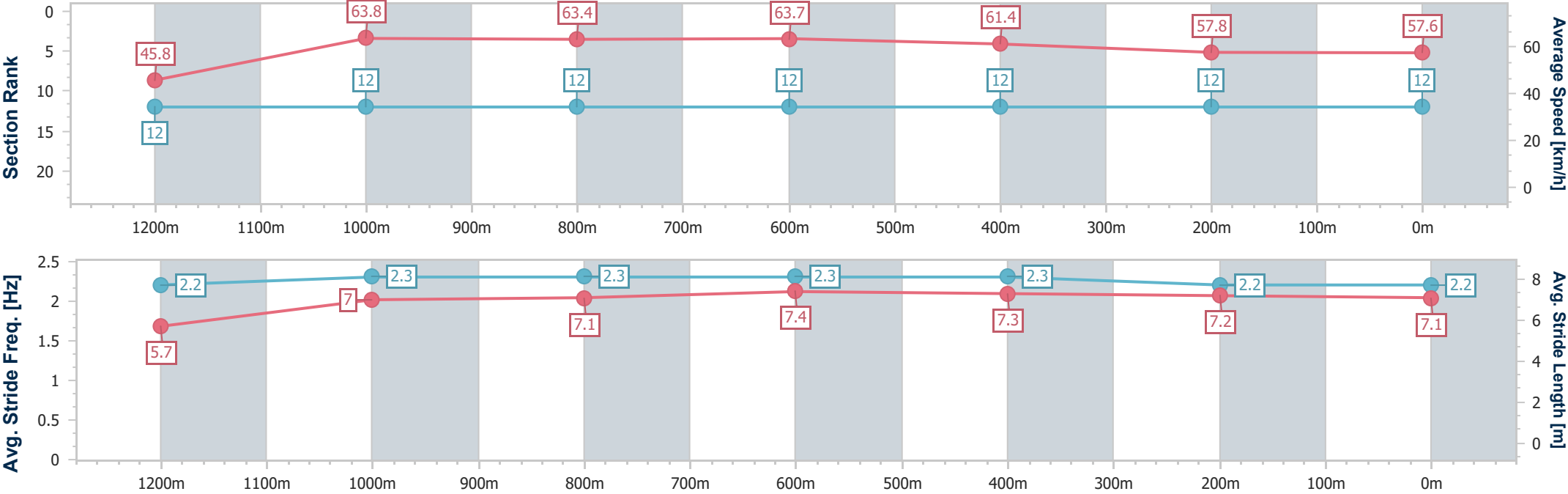
Horse/Jockey Name	Valour's Girl
Final Rank	12
Fastest Section Time (Section)	0:11.30 (1200m)
Top Speed [km/h] (Section)	65.3 (1200m)
Race State	Finished



Picklebet Park WarwickProfessional
Race 4: ENSBEY ELECTRICAL QTIS Three-Year-Old Maiden
Handicap - 1350m
22 January 2026 - 15:19
Track Rating: Soft 5, Weather: Fine, Rail Position: True



Section	Overall	1200m	1000m	800m	600m	400m	200m						
Section Times	1:22.64 [12] (0:11.80)	1:10.84 [12] (0:11.30)	0:59.54 [12] (0:11.36)	0:48.18 [12] (0:11.32)	0:36.86 [12] (0:11.84)	0:25.02 [12] (0:12.53)	0:12.49 [12] (0:12.49)						
Average Speed [km/h]	45.8	63.8	63.4	63.7	61.4	57.8	57.6						
Top Speed [km/h]	63.1	65.3	64.4	64.8	62.8	59.1	58.6						
Avg. Dist. to Rail [m]	0.6	0.2	0.4	0.6	1.7	2.0	3.1						
Avg. Stride Freq. [Hz]	2.2	2.3	2.3	2.3	2.3	2.2	2.2						
Avg. Stride Length [m]	5.7	7.0	7.1	7.4	7.3	7.2	7.1						





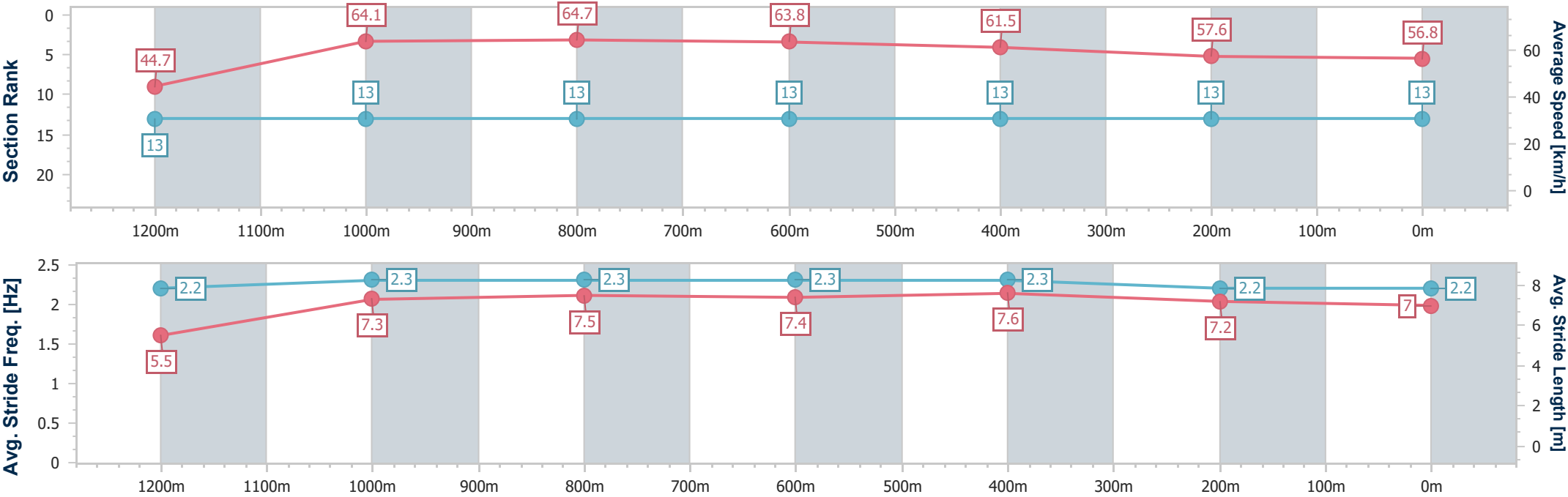
Horse/Jockey Name	Bad Santa
Final Rank	13
Fastest Section Time (Section)	0:11.16 (1000m)
Top Speed [km/h] (Section)	65.5 (1000m)
Race State	Finished



Picklebet Park WarwickProfessional
Race 4: ENSBEY ELECTRICAL QTIS Three-Year-Old Maiden
Handicap - 1350m
22 January 2026 - 15:19
Track Rating: Soft 5, Weather: Fine, Rail Position: True



Section	Overall	1200m	1000m	800m	600m	400m	200m						
Section Times	1:22.88 [13] (0:12.10)	1:10.78 [13] (0:11.21)	0:59.57 [13] (0:11.16)	0:48.41 [13] (0:11.33)	0:37.08 [13] (0:11.84)	0:25.24 [13] (0:12.55)	0:12.69 [13] (0:12.69)						
Average Speed [km/h]	44.7	64.1	64.7	63.8	61.5	57.6	56.8						
Top Speed [km/h]	65.3	65.4	65.5	64.5	63.4	59.2	58.6						
Avg. Dist. to Rail [m]	0.9	0.3	1.1	0.5	1.9	4.0	4.9						
Avg. Stride Freq. [Hz]	2.2	2.3	2.3	2.3	2.3	2.2	2.2						
Avg. Stride Length [m]	5.5	7.3	7.5	7.4	7.6	7.2	7.0						





Picklebet Park WarwickProfessional
Race 5: FRASERS LIVESTOCK TRANSPORT BENCHMARK 70 Handicap
- 1100m
22 January 2026 - 15:52



Track Rating: Soft 5, Weather: Fine, Rail Position: True

Section		Overall				1000m	800m	600m	400m	200m	Last 600m		
Field Times		1:03.52				0:55.13	0:44.84	0:34.47	0:23.72	0:12.24	0:34.47		
		(0:08.39)				(0:10.29)	(0:10.37)	(0:10.75)	(0:11.48)	(0:12.24)			
Rank	TAB	Horse/Jockey	Barrier	Top Speed [km/h]	Fastest Section						Margin	Distance Travelled [m]	
1	10	PETITE PALACE	1	70.5	0:08.52	1:03.52 [1]	0:55.00 [4]	0:44.51 [4]	0:34.02 [3]	0:23.39 [3]	0:12.20 [2]	1:03.52	0:34.02
		Brandon Lerena		1000m	Overall	(0:08.52)	(0:10.49)	(0:10.49)	(0:10.63)	(0:11.19)	(0:12.20)		
2	12	ADALIE	8	69.8	0:08.77	1:04.02 [2]	0:55.25 [7]	0:44.65 [7]	0:34.11 [7]	0:23.33 [6]	0:12.10 [5]	2.94L	0:34.11 +6
		Gary Geran		1000m	Overall	(0:08.77)	(0:10.60)	(0:10.54)	(0:10.78)	(0:11.23)	(0:12.10)		
3	3	MEDALS	6	69.9	0:08.63	1:04.03 [3]	0:55.40 [6]	0:44.77 [6]	0:34.27 [6]	0:23.41 [5]	0:12.08 [6]	2.95L	0:34.27 +6
		Les Tilley		1000m	Overall	(0:08.63)	(0:10.63)	(0:10.50)	(0:10.86)	(0:11.33)	(0:12.08)		
4	11	SNITZOND	4	69.6	0:08.48	1:04.04 [4]	0:55.56 [3]	0:45.04 [3]	0:34.45 [4]	0:23.57 [4]	0:12.13 [4]	3.05L	0:34.45 +5
		Adin Thompson		800m	Overall	(0:08.48)	(0:10.52)	(0:10.59)	(0:10.88)	(0:11.44)	(0:12.13)		
5	1	RUSSIAN MINT	9	70.8	0:08.42	1:04.12 [5]	0:55.70 [2]	0:45.44 [1]	0:35.07 [1]	0:24.32 [1]	0:12.84 [1]	3.51L	0:35.07 +0
		Reece O'Connell		1000m	Overall	(0:08.42)	(0:10.26)	(0:10.37)	(0:10.75)	(0:11.48)	(0:12.84)		
6	5	JACKA STANDS ALONE	3	71.4	0:08.39	1:04.38 [6]	0:55.99 [1]	0:45.67 [2]	0:35.16 [2]	0:24.29 [2]	0:12.74 [3]	5.05L	0:35.16 +8
		Chloe Lowe		1000m	Overall	(0:08.39)	(0:10.32)	(0:10.51)	(0:10.87)	(0:11.55)	(0:12.74)		
7	7	FLYING BIRDS	7	69.8	0:08.88	1:04.42 [7]	0:55.54 [8]	0:44.71 [9]	0:34.21 [9]	0:23.50 [8]	0:12.36 [7]	5.25L	0:34.21 +3
		Jai Williams		800m	Overall	(0:08.88)	(0:10.83)	(0:10.50)	(0:10.71)	(0:11.14)	(0:12.36)		
8	6	MALECON	2	69.4	0:08.88	1:04.70 [8]	0:55.82 [8]	0:45.15 [8]	0:34.59 [8]	0:23.73 [9]	0:12.36 [8]	6.89L	0:34.59 +3
		Micheal Hellyer		1000m	Overall	(0:08.88)	(0:10.67)	(0:10.56)	(0:10.86)	(0:11.37)	(0:12.36)		
9	8	RUSTIC TZAR	5	70.2	0:08.55	1:05.68 [9]	0:57.13 [5]	0:46.62 [5]	0:35.94 [5]	0:24.88 [7]	0:13.00 [9]	12.67L	0:35.94 +11
		Harrison Shaw		1000m	Overall	(0:08.55)	(0:10.51)	(0:10.68)	(0:11.06)	(0:11.88)	(0:13.00)		

Scratched: Streak Of Winning (#2), Dont Call Me Honey (#4), Jimmyinthejungle (#9)



Horse/Jockey Name	Petite Palace
Final Rank	1
Fastest Section Time (Section)	0:08.52 (Overall)
Top Speed [km/h] (Section)	70.5 (1000m)
Race State	Finished

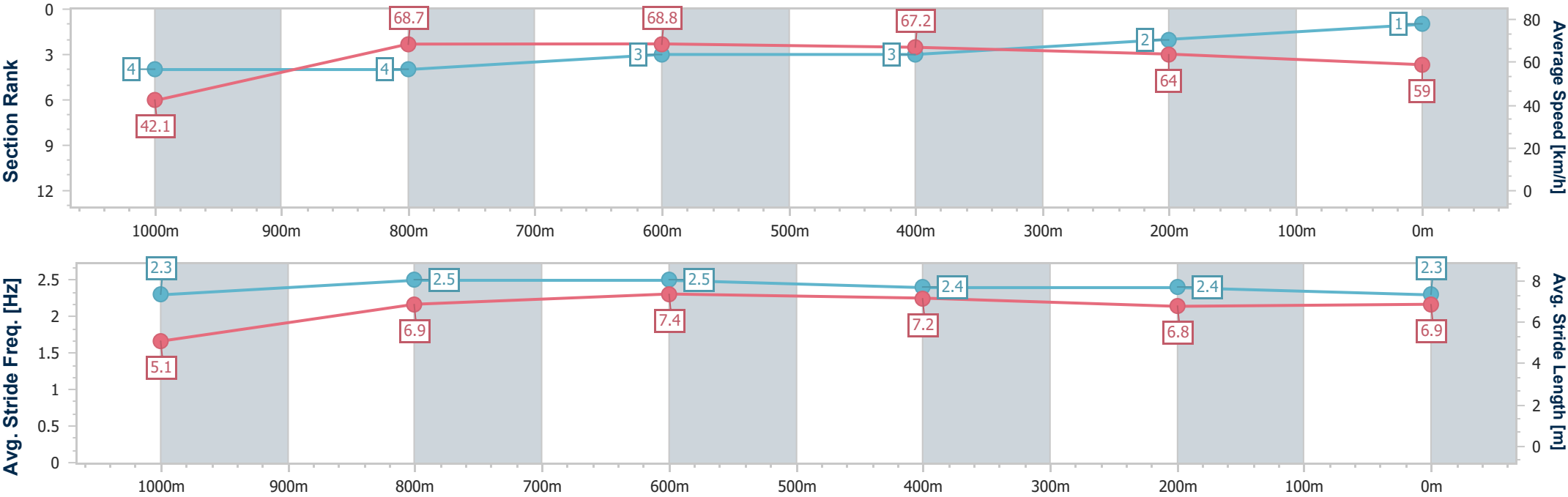


Picklebet Park WarwickProfessional
Race 5: FRASERS LIVESTOCK TRANSPORT BENCHMARK 70
Handicap - 1100m
22 January 2026 - 15:52
Track Rating: Soft 5, Weather: Fine, Rail Position: True



warwick
turf club

Section	Overall	1000m	800m	600m	400m	200m								
Section Times	1:03.52 [1] (0:08.52)	0:55.00 [4] (0:10.49)	0:44.51 [4] (0:10.49)	0:34.02 [3] (0:10.63)	0:23.39 [3] (0:11.19)	0:12.20 [2] (0:12.20)								
Average Speed [km/h]	42.1	68.7	68.8	67.2	64.0	59.0								
Top Speed [km/h]	64.7	70.5	70.3	68.6	65.4	62.5								
Avg. Dist. to Rail [m]	2.3	0.5	0.5	1.8	1.7	2.9								
Avg. Stride Freq. [Hz]	2.3	2.5	2.5	2.4	2.4	2.3								
Avg. Stride Length [m]	5.1	6.9	7.4	7.2	6.8	6.9								





Horse/Jockey Name	Adalie
Final Rank	2
Fastest Section Time (Section)	0:08.77 (Overall)
Top Speed [km/h] (Section)	69.8 (1000m)
Race State	Finished

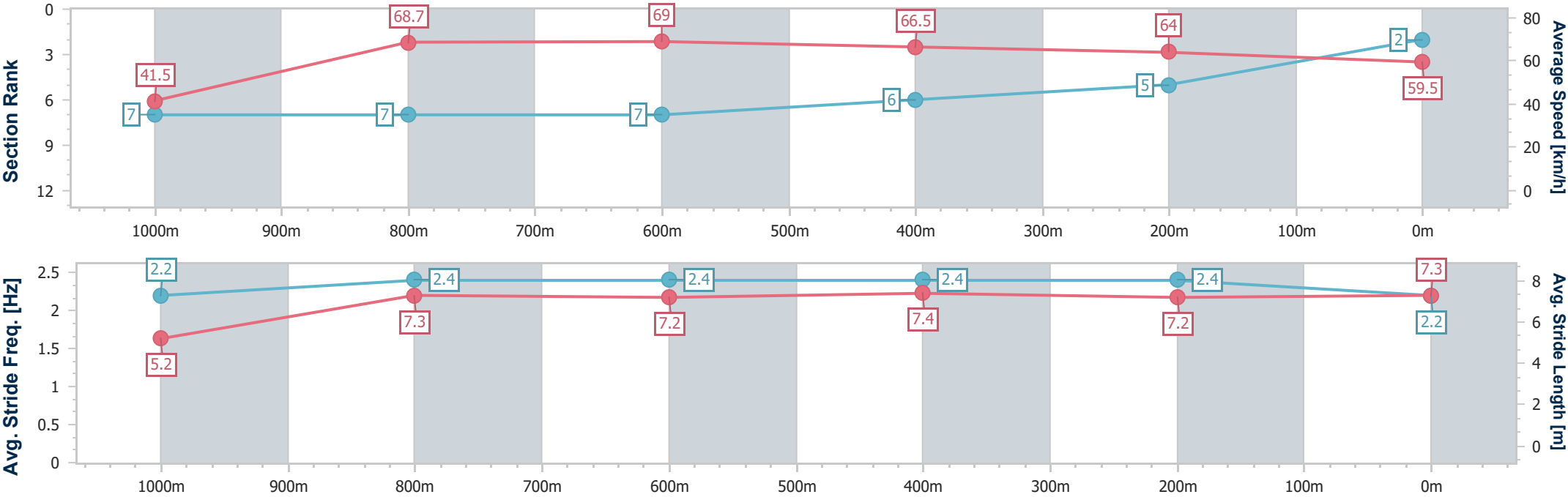


Picklebet Park WarwickProfessional
Race 5: FRASERS LIVESTOCK TRANSPORT BENCHMARK 70
Handicap - 1100m
22 January 2026 - 15:52
Track Rating: Soft 5, Weather: Fine, Rail Position: True



warwick
turf club

Section	Overall	1000m	800m	600m	400m	200m								
Section Times	1:04.02 [2] (0:08.77)	0:55.25 [7] (0:10.60)	0:44.65 [7] (0:10.54)	0:34.11 [7] (0:10.78)	0:23.33 [6] (0:11.23)	0:12.10 [5] (0:12.10)								
Average Speed [km/h]	41.5	68.7	69.0	66.5	64.0	59.5								
Top Speed [km/h]	65.8	69.8	69.5	67.9	66.1	62.1								
Avg. Dist. to Rail [m]	9.8	4.2	2.2	0.6	1.3	2.5								
Avg. Stride Freq. [Hz]	2.2	2.4	2.4	2.4	2.4	2.2								
Avg. Stride Length [m]	5.2	7.3	7.2	7.4	7.2	7.3								





Horse/Jockey Name	Medals
Final Rank	3
Fastest Section Time (Section)	0:08.63 (Overall)
Top Speed [km/h] (Section)	69.9 (1000m)
Race State	Finished

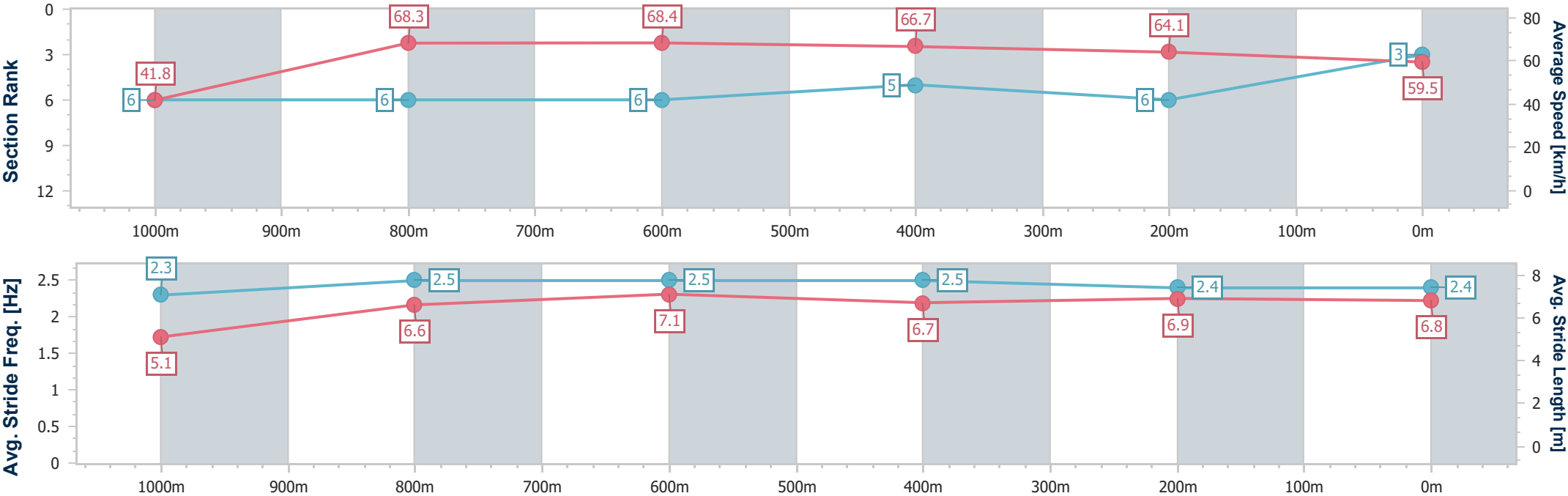


Picklebet Park WarwickProfessional
Race 5: FRASERS LIVESTOCK TRANSPORT BENCHMARK 70
Handicap - 1100m
22 January 2026 - 15:52
Track Rating: Soft 5, Weather: Fine, Rail Position: True



warwick
turf club

Section	Overall	1000m	800m	600m	400m	200m								
Section Times	1:04.03 [3] (0:08.63)	0:55.40 [6] (0:10.63)	0:44.77 [6] (0:10.50)	0:34.27 [6] (0:10.86)	0:23.41 [5] (0:11.33)	0:12.08 [6] (0:12.08)								
Average Speed [km/h]	41.8	68.3	68.4	66.7	64.1	59.5								
Top Speed [km/h]	63.8	69.9	69.5	67.7	66.3	61.8								
Avg. Dist. to Rail [m]	7.1	2.2	0.5	1.2	4.8	7.9								
Avg. Stride Freq. [Hz]	2.3	2.5	2.5	2.5	2.4	2.4								
Avg. Stride Length [m]	5.1	6.6	7.1	6.7	6.9	6.8								





Horse/Jockey Name	Snitzond
Final Rank	4
Fastest Section Time (Section)	0:08.48 (Overall)
Top Speed [km/h] (Section)	69.6 (800m)
Race State	Finished

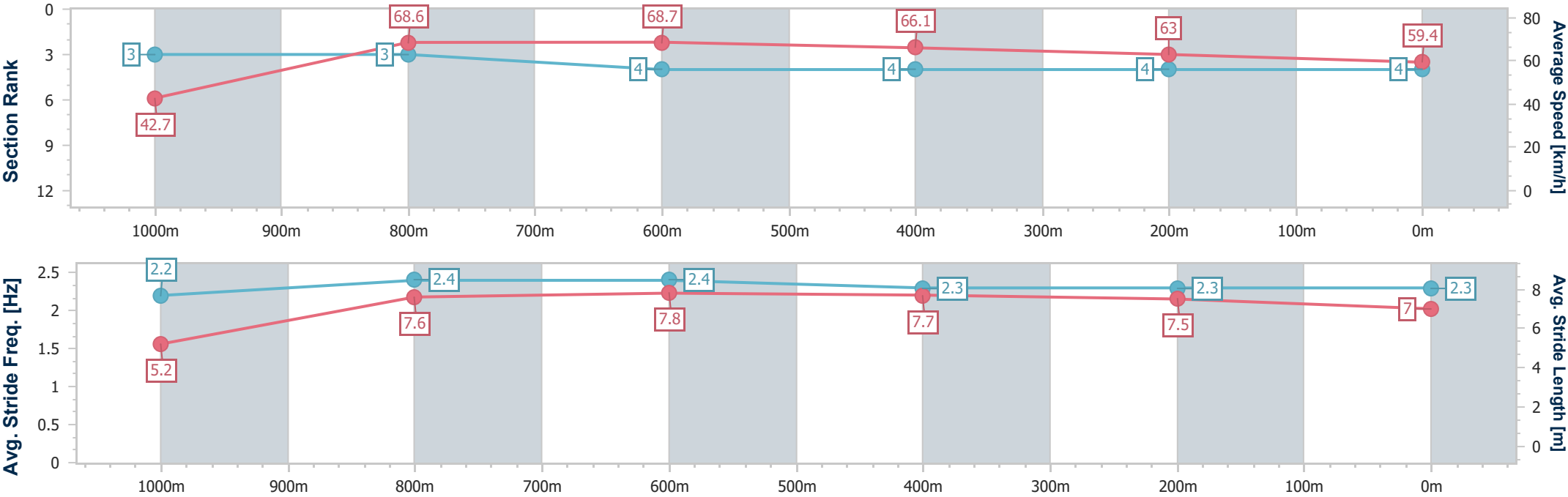


Picklebet Park WarwickProfessional
Race 5: FRASERS LIVESTOCK TRANSPORT BENCHMARK 70
Handicap - 1100m
22 January 2026 - 15:52
Track Rating: Soft 5, Weather: Fine, Rail Position: True



warwick
turf club

Section	Overall	1000m	800m	600m	400m	200m								
Section Times	1:04.04 [4] (0:08.48)	0:55.56 [3] (0:10.52)	0:45.04 [3] (0:10.59)	0:34.45 [4] (0:10.88)	0:23.57 [4] (0:11.44)	0:12.13 [4] (0:12.13)								
Average Speed [km/h]	42.7	68.6	68.7	66.1	63.0	59.4								
Top Speed [km/h]	66.5	69.2	69.6	67.4	64.6	61.3								
Avg. Dist. to Rail [m]	4.3	1.7	1.9	0.5	1.3	4.3								
Avg. Stride Freq. [Hz]	2.2	2.4	2.4	2.3	2.3	2.3								
Avg. Stride Length [m]	5.2	7.6	7.8	7.7	7.5	7.0								





Horse/Jockey Name	Russian Mint
Final Rank	5
Fastest Section Time (Section)	0:08.42 (Overall)
Top Speed [km/h] (Section)	70.8 (1000m)
Race State	Finished

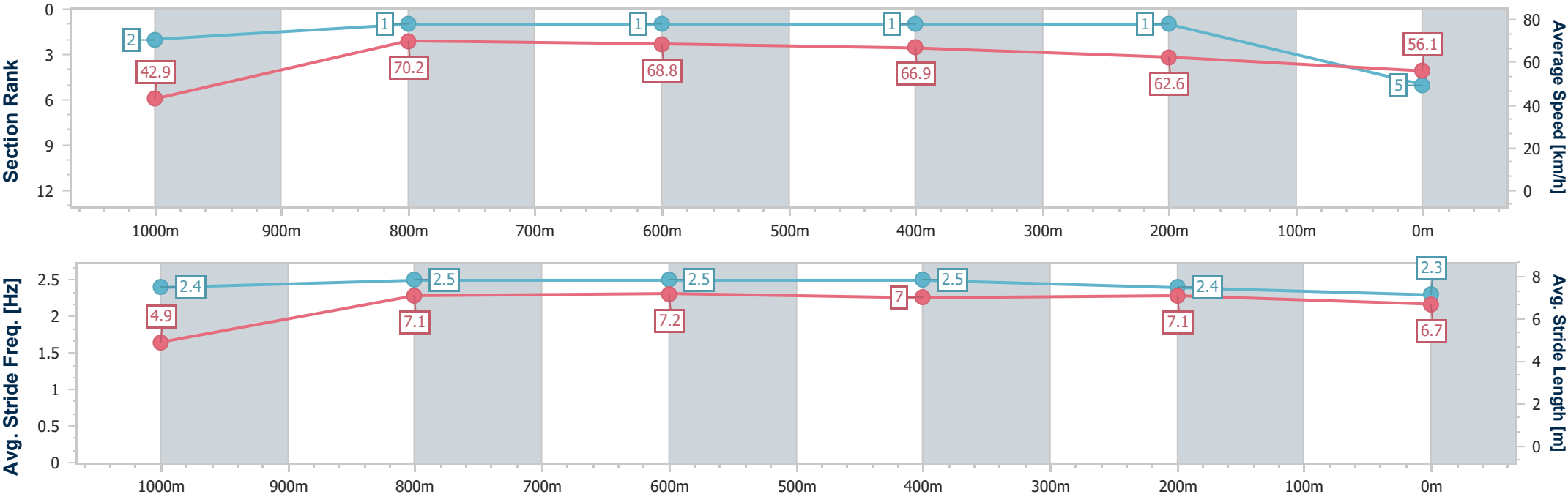


Picklebet Park WarwickProfessional
Race 5: FRASERS LIVESTOCK TRANSPORT BENCHMARK 70
Handicap - 1100m
22 January 2026 - 15:52
Track Rating: Soft 5, Weather: Fine, Rail Position: True



warwick
turf club

Section	Overall	1000m	800m	600m	400m	200m							
Section Times	1:04.12 [5] (0:08.42)	0:55.70 [2] (0:10.26)	0:45.44 [1] (0:10.37)	0:35.07 [1] (0:10.75)	0:24.32 [1] (0:11.48)	0:12.84 [1] (0:12.84)							
Average Speed [km/h]	42.9	70.2	68.8	66.9	62.6	56.1							
Top Speed [km/h]	68.1	70.8	69.7	68.3	65.1	60.1							
Avg. Dist. to Rail [m]	9.7	1.5	1.3	0.6	1.4	2.6							
Avg. Stride Freq. [Hz]	2.4	2.5	2.5	2.5	2.4	2.3							
Avg. Stride Length [m]	4.9	7.1	7.2	7.0	7.1	6.7							





Horse/Jockey Name	Jacka Stands Alone
Final Rank	6
Fastest Section Time (Section)	0:08.39 (Overall)
Top Speed [km/h] (Section)	71.4 (1000m)
Race State	Finished

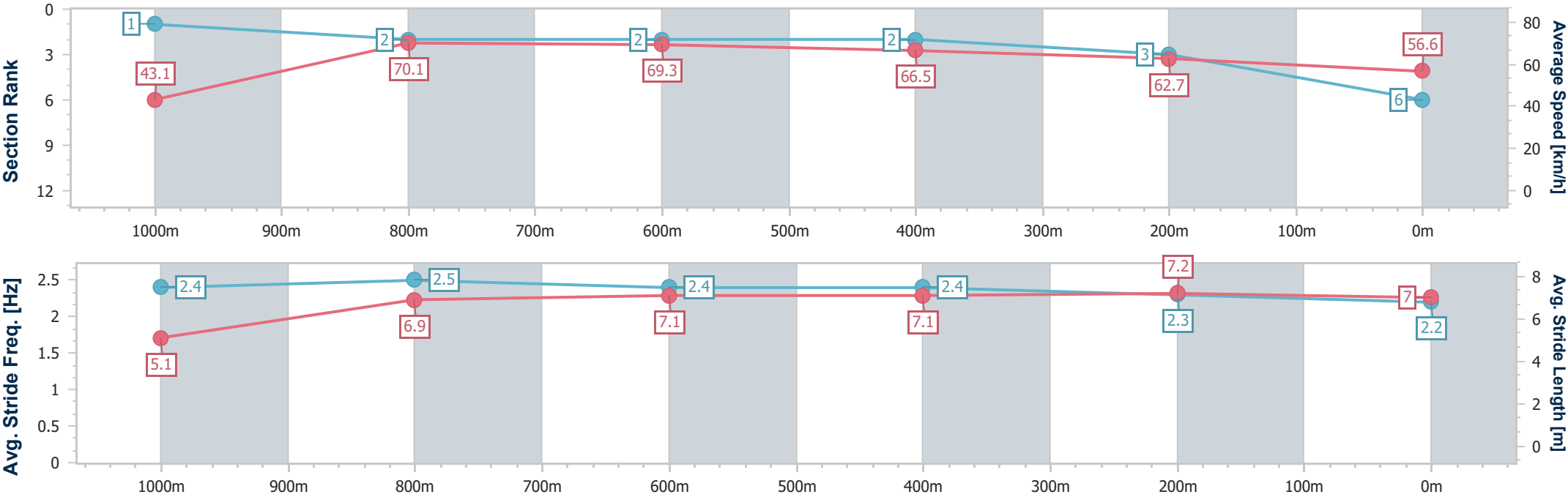


Picklebet Park WarwickProfessional
Race 5: FRASERS LIVESTOCK TRANSPORT BENCHMARK 70
Handicap - 1100m
22 January 2026 - 15:52
Track Rating: Soft 5, Weather: Fine, Rail Position: True



warwick
turf club

Section	Overall	1000m	800m	600m	400m	200m							
Section Times	1:04.38 [6] (0:08.39)	0:55.99 [1] (0:10.32)	0:45.67 [2] (0:10.51)	0:35.16 [2] (0:10.87)	0:24.29 [2] (0:11.55)	0:12.74 [3] (0:12.74)							
Average Speed [km/h]	43.1	70.1	69.3	66.5	62.7	56.6							
Top Speed [km/h]	67.3	71.4	70.9	68.0	65.1	60.2							
Avg. Dist. to Rail [m]	4.0	1.9	1.6	1.5	3.2	4.6							
Avg. Stride Freq. [Hz]	2.4	2.5	2.4	2.4	2.3	2.2							
Avg. Stride Length [m]	5.1	6.9	7.1	7.1	7.2	7.0							





Horse/Jockey Name	Flying Birds
Final Rank	7
Fastest Section Time (Section)	0:08.88 (Overall)
Top Speed [km/h] (Section)	69.8 (800m)
Race State	Finished

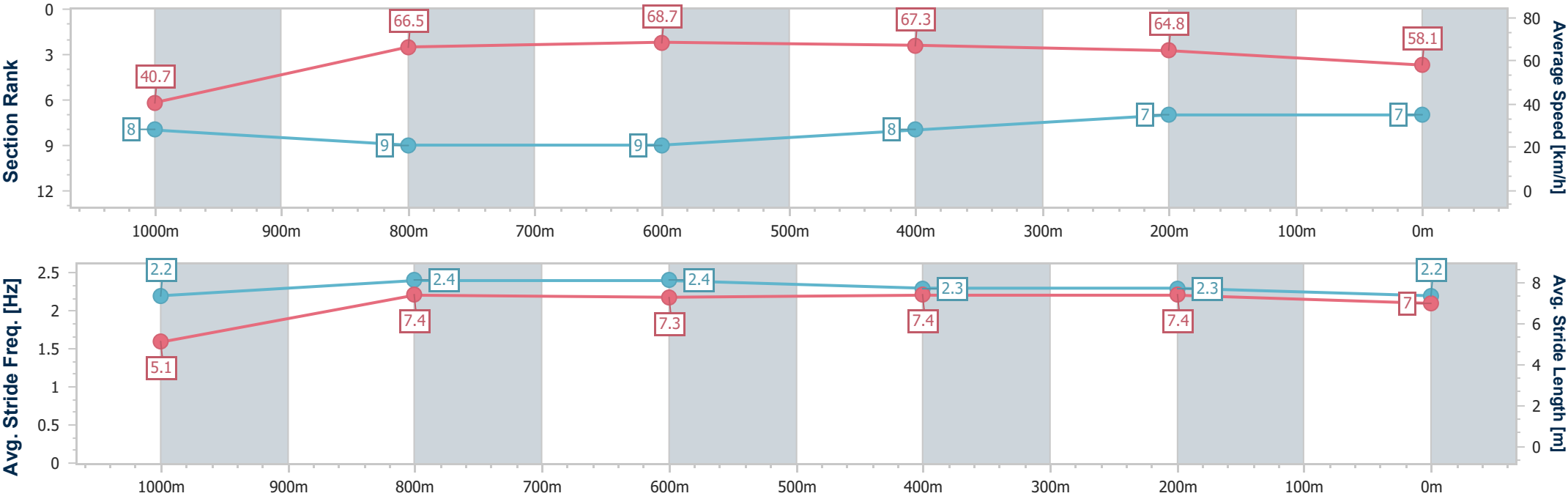


Picklebet Park WarwickProfessional
Race 5: FRASERS LIVESTOCK TRANSPORT BENCHMARK 70
Handicap - 1100m
22 January 2026 - 15:52
Track Rating: Soft 5, Weather: Fine, Rail Position: True



warwick
turf club

Section	Overall	1000m	800m	600m	400m	200m								
Section Times	1:04.42 [7] (0:08.88)	0:55.54 [8] (0:10.83)	0:44.71 [9] (0:10.50)	0:34.21 [9] (0:10.71)	0:23.50 [8] (0:11.14)	0:12.36 [7] (0:12.36)								
Average Speed [km/h]	40.7	66.5	68.7	67.3	64.8	58.1								
Top Speed [km/h]	65.0	68.9	69.8	69.2	66.2	62.4								
Avg. Dist. to Rail [m]	7.6	1.2	0.7	0.4	1.4	4.5								
Avg. Stride Freq. [Hz]	2.2	2.4	2.4	2.3	2.3	2.2								
Avg. Stride Length [m]	5.1	7.4	7.3	7.4	7.4	7.0								





Horse/Jockey Name	Malecon
Final Rank	8
Fastest Section Time (Section)	0:08.88 (Overall)
Top Speed [km/h] (Section)	69.4 (1000m)
Race State	Finished

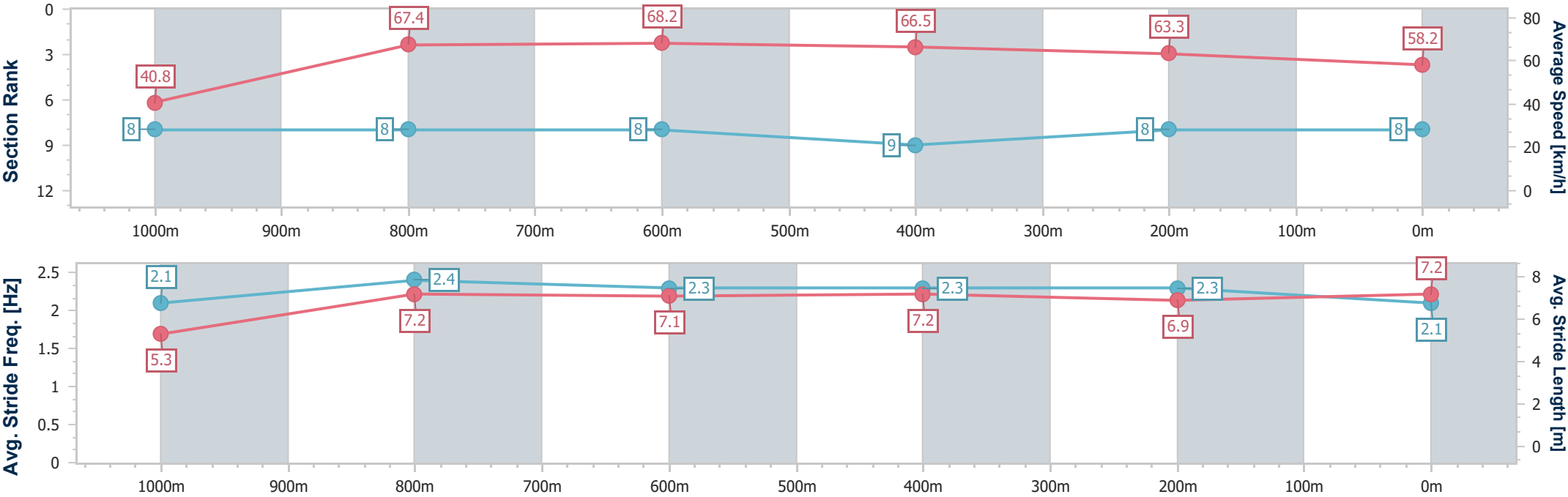


Picklebet Park WarwickProfessional
Race 5: FRASERS LIVESTOCK TRANSPORT BENCHMARK 70
Handicap - 1100m
22 January 2026 - 15:52
Track Rating: Soft 5, Weather: Fine, Rail Position: True



warwick
turf club

Section	Overall	1000m	800m	600m	400m	200m							
Section Times	1:04.70 [8] (0:08.88)	0:55.82 [8] (0:10.67)	0:45.15 [8] (0:10.56)	0:34.59 [8] (0:10.86)	0:23.73 [9] (0:11.37)	0:12.36 [8] (0:12.36)							
Average Speed [km/h]	40.8	67.4	68.2	66.5	63.3	58.2							
Top Speed [km/h]	64.5	69.4	69.0	68.0	65.5	61.1							
Avg. Dist. to Rail [m]	2.4	0.2	0.3	0.6	1.4	3.7							
Avg. Stride Freq. [Hz]	2.1	2.4	2.3	2.3	2.3	2.1							
Avg. Stride Length [m]	5.3	7.2	7.1	7.2	6.9	7.2							





Horse/Jockey Name	Rustic Tzar
Final Rank	9
Fastest Section Time (Section)	0:08.55 (Overall)
Top Speed [km/h] (Section)	70.2 (1000m)
Race State	Finished

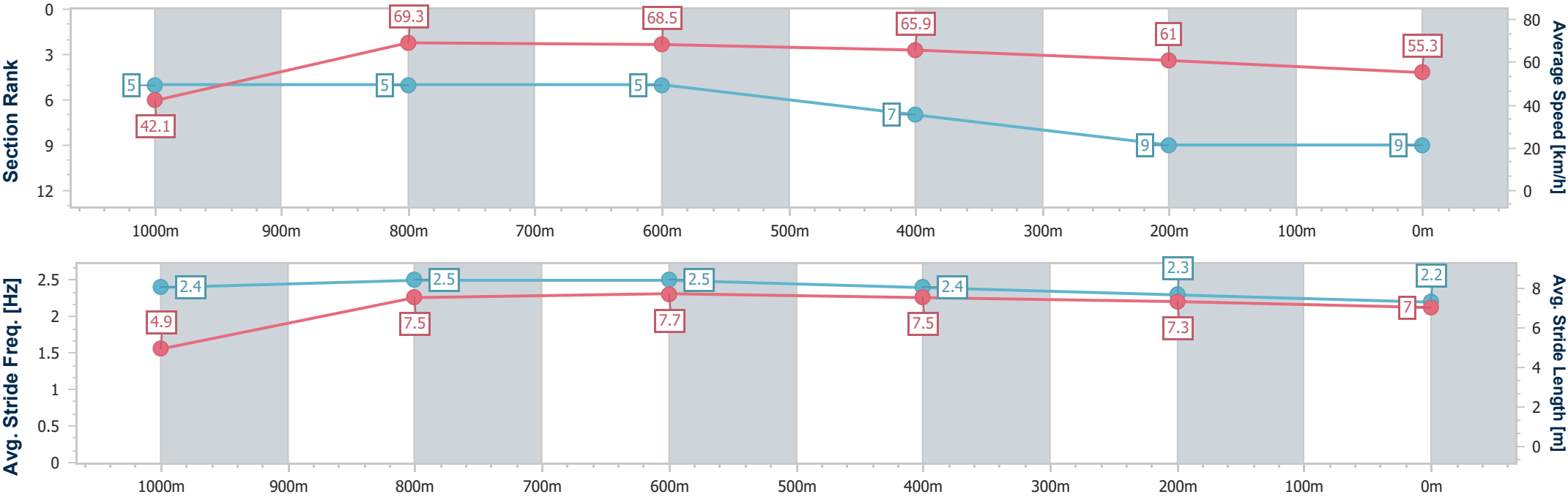


Picklebet Park WarwickProfessional
Race 5: FRASERS LIVESTOCK TRANSPORT BENCHMARK 70
Handicap - 1100m
22 January 2026 - 15:52
Track Rating: Soft 5, Weather: Fine, Rail Position: True



warwick
turf club

Section	Overall	1000m	800m	600m	400m	200m								
Section Times	1:05.68 [9] (0:08.55)	0:57.13 [5] (0:10.51)	0:46.62 [5] (0:10.68)	0:35.94 [5] (0:11.06)	0:24.88 [7] (0:11.88)	0:13.00 [9] (0:13.00)								
Average Speed [km/h]	42.1	69.3	68.5	65.9	61.0	55.3								
Top Speed [km/h]	65.7	70.2	69.8	67.5	63.4	59.1								
Avg. Dist. to Rail [m]	6.0	3.0	3.2	2.0	4.0	4.6								
Avg. Stride Freq. [Hz]	2.4	2.5	2.5	2.4	2.3	2.2								
Avg. Stride Length [m]	4.9	7.5	7.7	7.5	7.3	7.0								





Picklebet Park Warwick Professional
Race 6: THINK FENCING Colts, Geldings & Entires RATINGS BAND 0 -
60 Handicap - 1200m
22 January 2026 - 16:27



Track Rating: Soft 5, Weather: Fine, Rail Position: True

Section		Overall				1000m	800m	600m	400m	200m	Last 600m		
Field Times		1:10.53 (0:13.70)				0:56.83 (0:11.05)	0:45.78 (0:11.18)	0:34.60 (0:11.35)	0:23.25 (0:11.40)	0:11.85 (0:11.85)	0:34.60		
Rank	TAB	Horse/Jockey	Barrier	Top Speed [km/h]	Fastest Section						Margin	Distance Travelled [m]	
1	2	KINGSLAND	2	67.1	0:11.10	1:10.53 [1]	0:56.60 [2]	0:45.50 [3]	0:34.20 [4]	0:22.96 [3]	0:11.70 [2]	1:10.53	0:34.20
		Jake Bayliss		1000m	1000m	(0:13.93)	(0:11.10)	(0:11.30)	(0:11.24)	(0:11.26)	(0:11.70)		
2	9	THIEM	7	69.1	0:10.73	1:10.63 [2]	0:56.43 [5]	0:45.70 [2]	0:34.45 [2]	0:23.24 [2]	0:11.95 [1]	0.61L	0:34.45 -4
		Karl Zechner		1000m	1000m	(0:14.20)	(0:10.73)	(0:11.25)	(0:11.21)	(0:11.29)	(0:11.95)		
3	6	JE REVE	5	65.8	0:11.08	1:10.81 [3]	0:56.74 [4]	0:45.66 [4]	0:34.50 [3]	0:23.20 [4]	0:11.88 [4]	1.7L	0:34.50 +0
		Nathan Thomas		1000m	1000m	(0:14.07)	(0:11.08)	(0:11.16)	(0:11.30)	(0:11.32)	(0:11.88)		
4	16	LITTLE VAIN	3	69.4	0:11.06	1:10.92 [4]	0:56.42 [8]	0:45.30 [8]	0:34.11 [8]	0:23.05 [7]	0:11.88 [6]	2.31L	0:34.11 -2
		Colleen Krahnen		Overall	600m	(0:14.50)	(0:11.12)	(0:11.19)	(0:11.06)	(0:11.17)	(0:11.88)		
5	14	VEGA NOVA	1	66.9	0:11.05	1:11.05 [5]	0:57.35 [1]	0:46.30 [1]	0:35.12 [1]	0:23.77 [1]	0:12.20 [3]	3.11L	0:35.12 +0
		Micheal Hellyer		Overall	1000m	(0:13.70)	(0:11.05)	(0:11.18)	(0:11.35)	(0:11.57)	(0:12.20)		
6	10	TRISKELION	8	66.6	0:11.00	1:11.07 [6]	0:56.66 [6]	0:45.66 [6]	0:34.27 [7]	0:22.99 [8]	0:11.60 [8]	3.21L	0:34.27 +1
		Jai Williams		1000m	1000m	(0:14.41)	(0:11.00)	(0:11.39)	(0:11.28)	(0:11.39)	(0:11.60)		
7	13	BRAVE COWBOY BILL	6	66.4	0:11.01	1:11.13 [7]	0:56.71 [7]	0:45.70 [7]	0:34.59 [5]	0:23.45 [5]	0:12.15 [5]	3.54L	0:34.59 -5
		Scott Sheargold		1000m	1000m	(0:14.42)	(0:11.01)	(0:11.11)	(0:11.14)	(0:11.30)	(0:12.15)		
8	11	HEROIC BEACH	9	66.4	0:10.96	1:11.49 [8]	0:56.69 [9]	0:45.73 [9]	0:34.37 [9]	0:23.12 [9]	0:11.88 [9]	5.67L	0:34.37 +0
		Harrison Shaw		1000m	1000m	(0:14.80)	(0:10.96)	(0:11.36)	(0:11.25)	(0:11.24)	(0:11.88)		
9	8	SWITCH TO GO	4	65.6	0:11.16	1:11.79 [9]	0:57.75 [3]	0:46.59 [5]	0:35.24 [6]	0:23.93 [6]	0:12.40 [7]	7.41L	0:35.24 +2
		Les Tilley		800m	1000m	(0:14.04)	(0:11.16)	(0:11.35)	(0:11.31)	(0:11.53)	(0:12.40)		

Scratched: Lets Dance Jandy (#12), Jediah (#15), Solar Surfer (#4), Lightning Strikes (#3), Archers Reign (#1), Grand Crusader (#5), Saxinoue (#7)



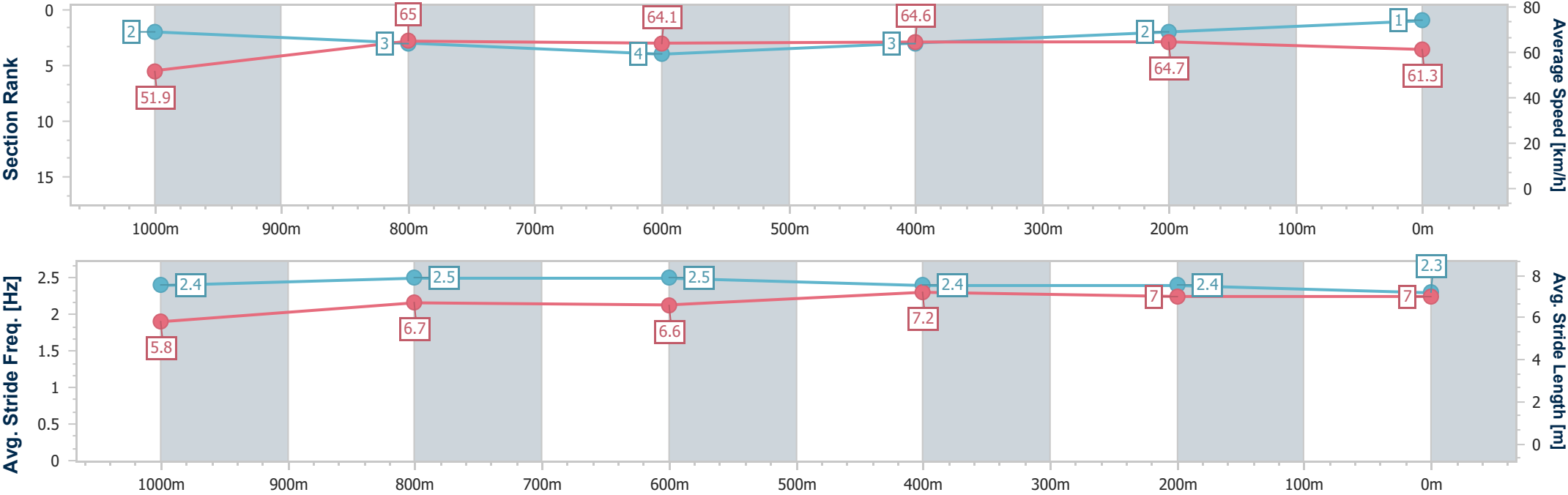
Horse/Jockey Name	Kingsland
Final Rank	1
Fastest Section Time (Section)	0:11.10 (1000m)
Top Speed [km/h] (Section)	67.1 (1000m)
Race State	Finished



Picklebet Park WarwickProfessional
Race 6: THINK FENCING Colts, Geldings & Entires RATINGS
BAND 0 - 60 Handicap - 1200m
22 January 2026 - 16:27
Track Rating: Soft 5, Weather: Fine, Rail Position: True



Section	Overall	1000m	800m	600m	400m	200m							
Section Times	1:10.53 [1] (0:13.93)	0:56.60 [2] (0:11.10)	0:45.50 [3] (0:11.30)	0:34.20 [4] (0:11.24)	0:22.96 [3] (0:11.26)	0:11.70 [2] (0:11.70)							
Average Speed [km/h]	51.9	65.0	64.1	64.6	64.7	61.3							
Top Speed [km/h]	65.8	67.1	64.8	65.1	65.5	63.5							
Avg. Dist. to Rail [m]	2.4	1.4	1.6	1.6	3.8	3.4							
Avg. Stride Freq. [Hz]	2.4	2.5	2.5	2.4	2.4	2.3							
Avg. Stride Length [m]	5.8	6.7	6.6	7.2	7.0	7.0							





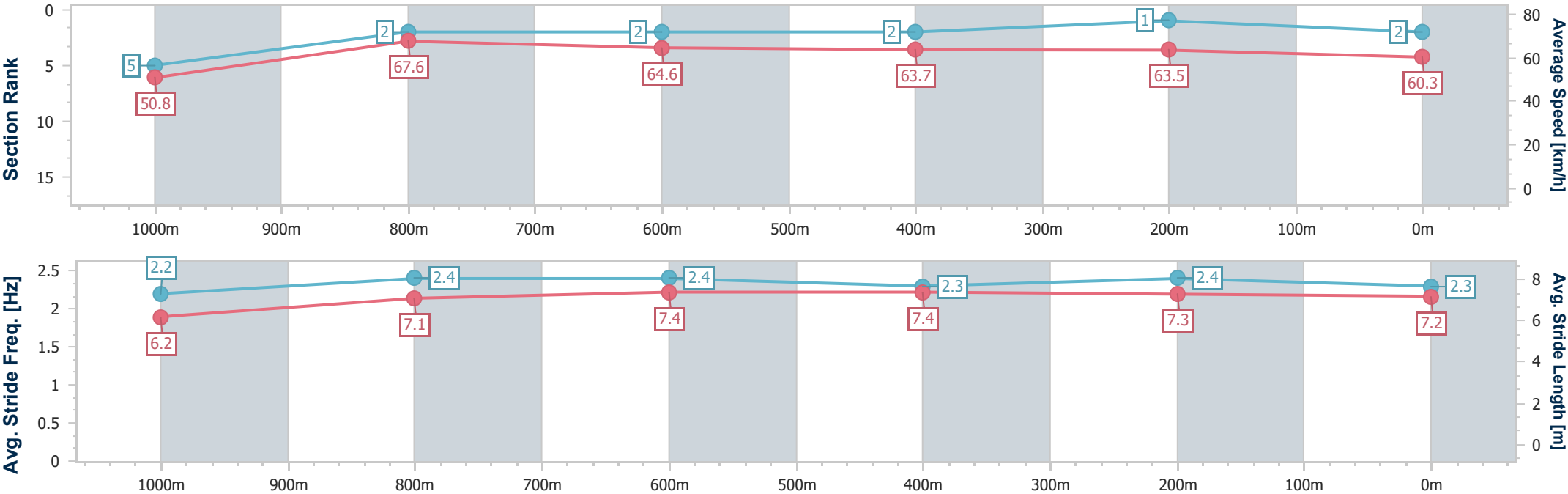
Horse/Jockey Name	Thiem
Final Rank	2
Fastest Section Time (Section)	0:10.73 (1000m)
Top Speed [km/h] (Section)	69.1 (1000m)
Race State	Finished



Picklebet Park WarwickProfessional
Race 6: THINK FENCING Colts, Geldings & Entires RATINGS
BAND 0 - 60 Handicap - 1200m
22 January 2026 - 16:27
Track Rating: Soft 5, Weather: Fine, Rail Position: True



Section	Overall	1000m	800m	600m	400m	200m							
Section Times	1:10.63 [2] (0:14.20)	0:56.43 [5] (0:10.73)	0:45.70 [2] (0:11.25)	0:34.45 [2] (0:11.21)	0:23.24 [2] (0:11.29)	0:11.95 [1] (0:11.95)							
Average Speed [km/h]	50.8	67.6	64.6	63.7	63.5	60.3							
Top Speed [km/h]	66.1	69.1	65.6	64.4	64.2	62.5							
Avg. Dist. to Rail [m]	6.4	2.5	1.0	1.1	0.7	0.7							
Avg. Stride Freq. [Hz]	2.2	2.4	2.4	2.3	2.4	2.3							
Avg. Stride Length [m]	6.2	7.1	7.4	7.4	7.3	7.2							





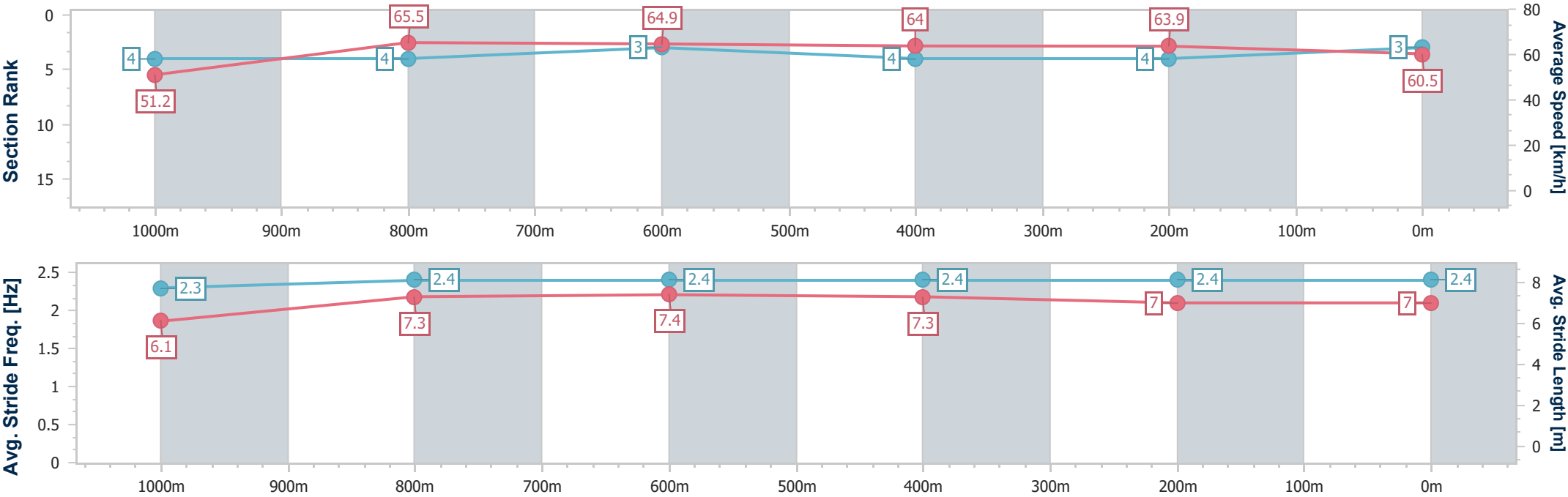
Horse/Jockey Name	Je Reve
Final Rank	3
Fastest Section Time (Section)	0:11.08 (1000m)
Top Speed [km/h] (Section)	65.8 (1000m)
Race State	Finished



Picklebet Park WarwickProfessional
Race 6: THINK FENCING Colts, Geldings & Entires RATINGS
BAND 0 - 60 Handicap - 1200m
22 January 2026 - 16:27
Track Rating: Soft 5, Weather: Fine, Rail Position: True



Section	Overall	1000m	800m	600m	400m	200m							
Section Times	1:10.81 [3] (0:14.07)	0:56.74 [4] (0:11.08)	0:45.66 [4] (0:11.16)	0:34.50 [3] (0:11.30)	0:23.20 [4] (0:11.32)	0:11.88 [4] (0:11.88)							
Average Speed [km/h]	51.2	65.5	64.9	64.0	63.9	60.5							
Top Speed [km/h]	65.6	65.8	65.3	65.0	64.8	62.0							
Avg. Dist. to Rail [m]	4.4	1.1	1.5	1.6	1.6	4.1							
Avg. Stride Freq. [Hz]	2.3	2.4	2.4	2.4	2.4	2.4							
Avg. Stride Length [m]	6.1	7.3	7.4	7.3	7.0	7.0							





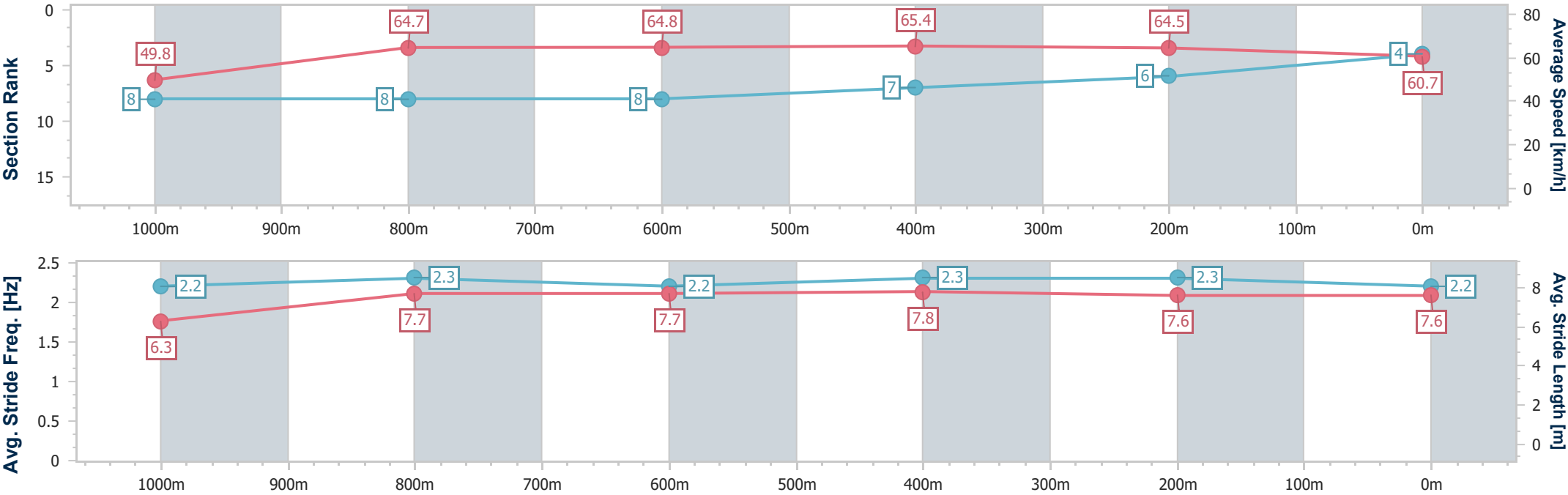
Horse/Jockey Name	Little Vain
Final Rank	4
Fastest Section Time (Section)	0:11.06 (600m)
Top Speed [km/h] (Section)	69.4 (Overall)
Race State	Finished



Picklebet Park WarwickProfessional
Race 6: THINK FENCING Colts, Geldings & Entires RATINGS
BAND 0 - 60 Handicap - 1200m
22 January 2026 - 16:27
Track Rating: Soft 5, Weather: Fine, Rail Position: True



Section	Overall	1000m	800m	600m	400m	200m								
Section Times	1:10.92 [4] (0:14.50)	0:56.42 [8] (0:11.12)	0:45.30 [8] (0:11.19)	0:34.11 [8] (0:11.06)	0:23.05 [7] (0:11.17)	0:11.88 [6] (0:11.88)								
Average Speed [km/h]	49.8	64.7	64.8	65.4	64.5	60.7								
Top Speed [km/h]	69.4	68.3	65.8	66.9	66.5	62.7								
Avg. Dist. to Rail [m]	2.6	1.2	0.8	0.6	1.2	2.4								
Avg. Stride Freq. [Hz]	2.2	2.3	2.2	2.3	2.3	2.2								
Avg. Stride Length [m]	6.3	7.7	7.7	7.8	7.6	7.6								





Horse/Jockey Name	Vega Nova
Final Rank	5
Fastest Section Time (Section)	0:11.05 (1000m)
Top Speed [km/h] (Section)	66.9 (Overall)
Race State	Finished



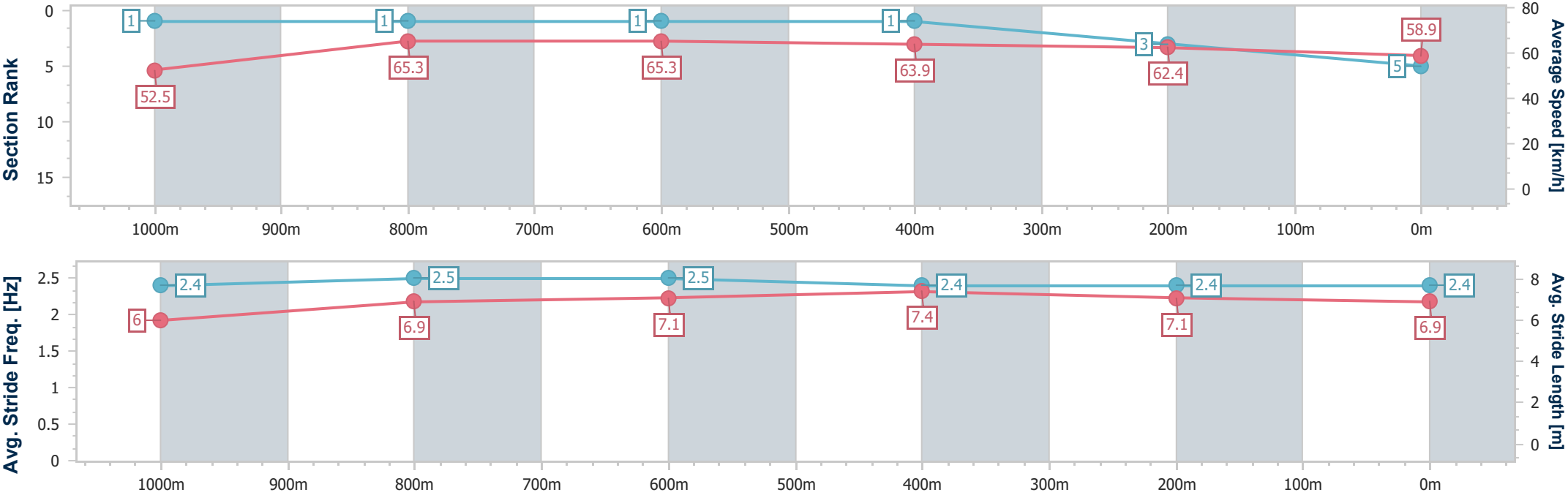
Picklebet Park WarwickProfessional
Race 6: THINK FENCING Colts, Geldings & Entires RATINGS
BAND 0 - 60 Handicap - 1200m

22 January 2026 - 16:27

Track Rating: Soft 5, Weather: Fine, Rail Position: True



Section	Overall	1000m	800m	600m	400m	200m								
Section Times	1:11.05 [5] (0:13.70)	0:57.35 [1] (0:11.05)	0:46.30 [1] (0:11.18)	0:35.12 [1] (0:11.35)	0:23.77 [1] (0:11.57)	0:12.20 [3] (0:12.20)								
Average Speed [km/h]	52.5	65.3	65.3	63.9	62.4	58.9								
Top Speed [km/h]	66.9	66.2	66.3	64.3	63.4	61.3								
Avg. Dist. to Rail [m]	1.7	0.8	2.6	1.5	0.4	0.8								
Avg. Stride Freq. [Hz]	2.4	2.5	2.5	2.4	2.4	2.4								
Avg. Stride Length [m]	6.0	6.9	7.1	7.4	7.1	6.9								





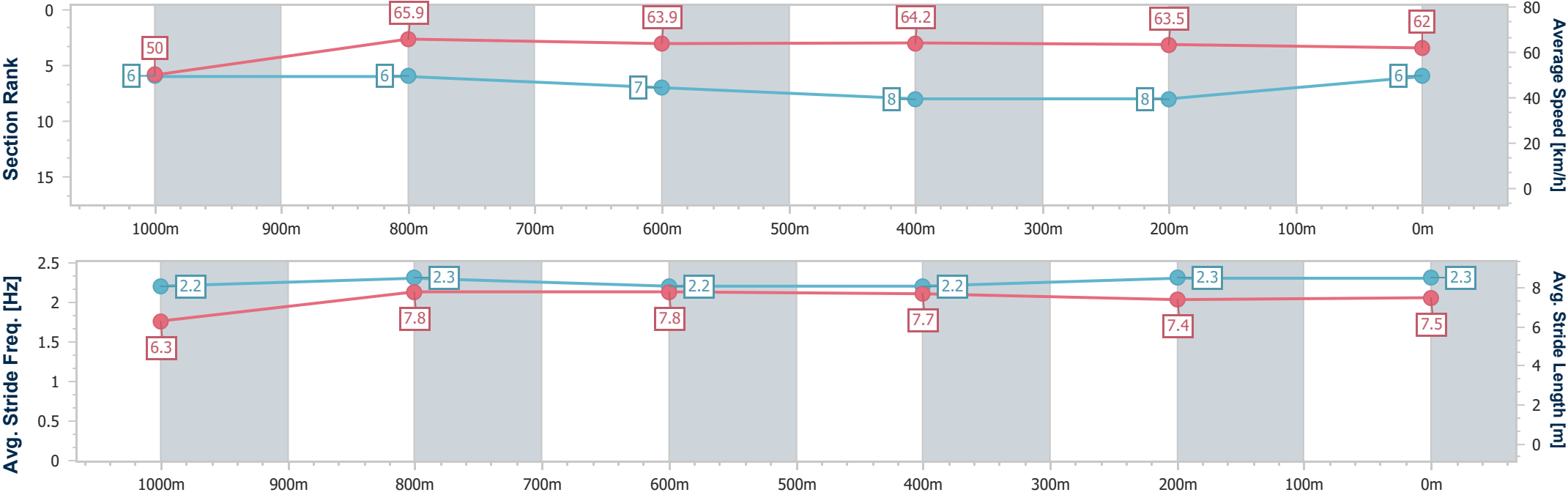
Horse/Jockey Name	Triskelion
Final Rank	6
Fastest Section Time (Section)	0:11.00 (1000m)
Top Speed [km/h] (Section)	66.6 (1000m)
Race State	Finished



Picklebet Park WarwickProfessional
Race 6: THINK FENCING Colts, Geldings & Entires RATINGS
BAND 0 - 60 Handicap - 1200m
22 January 2026 - 16:27
Track Rating: Soft 5, Weather: Fine, Rail Position: True



Section	Overall	1000m	800m	600m	400m	200m							
Section Times	1:11.07 [6] (0:14.41)	0:56.66 [6] (0:11.00)	0:45.66 [6] (0:11.39)	0:34.27 [7] (0:11.28)	0:22.99 [8] (0:11.39)	0:11.60 [8] (0:11.60)							
Average Speed [km/h]	50.0	65.9	63.9	64.2	63.5	62.0							
Top Speed [km/h]	66.2	66.6	65.7	64.8	64.2	64.2							
Avg. Dist. to Rail [m]	6.8	1.9	2.2	1.5	1.8	3.8							
Avg. Stride Freq. [Hz]	2.2	2.3	2.2	2.2	2.3	2.3							
Avg. Stride Length [m]	6.3	7.8	7.8	7.7	7.4	7.5							





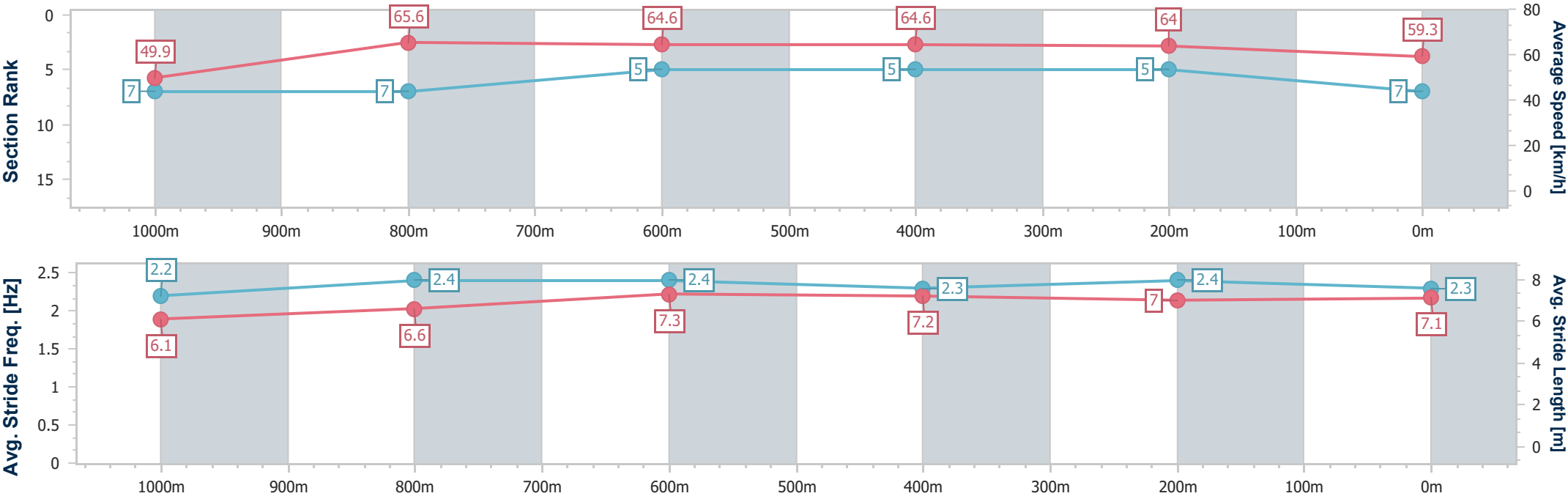
Horse/Jockey Name	Brave Cowboy Bill
Final Rank	7
Fastest Section Time (Section)	0:11.01 (1000m)
Top Speed [km/h] (Section)	66.4 (1000m)
Race State	Finished



Picklebet Park WarwickProfessional
Race 6: THINK FENCING Colts, Geldings & Entires RATINGS
BAND 0 - 60 Handicap - 1200m
22 January 2026 - 16:27
Track Rating: Soft 5, Weather: Fine, Rail Position: True



Section	Overall	1000m	800m	600m	400m	200m								
Section Times	1:11.13 [7] (0:14.42)	0:56.71 [7] (0:11.01)	0:45.70 [7] (0:11.11)	0:34.59 [5] (0:11.14)	0:23.45 [5] (0:11.30)	0:12.15 [5] (0:12.15)								
Average Speed [km/h]	49.9	65.6	64.6	64.6	64.0	59.3								
Top Speed [km/h]	66.3	66.4	66.3	64.9	64.9	62.3								
Avg. Dist. to Rail [m]	5.3	0.6	0.2	0.3	2.8	4.8								
Avg. Stride Freq. [Hz]	2.2	2.4	2.4	2.3	2.4	2.3								
Avg. Stride Length [m]	6.1	6.6	7.3	7.2	7.0	7.1								





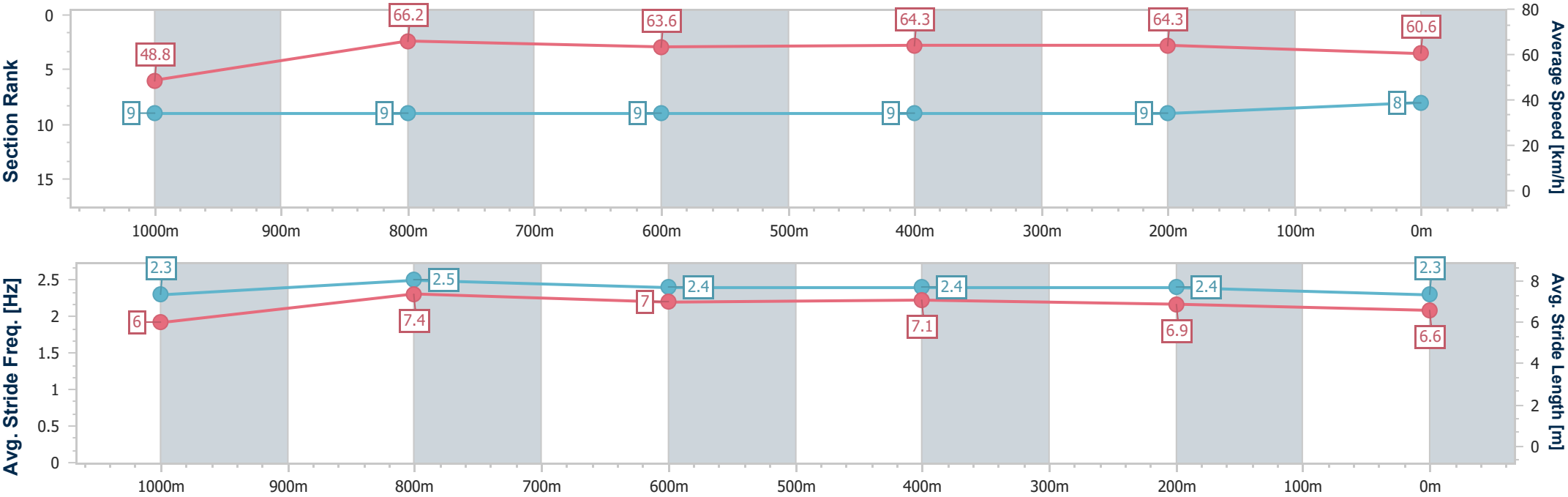
Horse/Jockey Name	Heroic Beach
Final Rank	8
Fastest Section Time (Section)	0:10.96 (1000m)
Top Speed [km/h] (Section)	66.4 (1000m)
Race State	Finished



Picklebet Park WarwickProfessional
Race 6: THINK FENCING Colts, Geldings & Entires RATINGS
BAND 0 - 60 Handicap - 1200m
22 January 2026 - 16:27
Track Rating: Soft 5, Weather: Fine, Rail Position: True



Section	Overall	1000m	800m	600m	400m	200m								
Section Times	1:11.49 [8] (0:14.80)	0:56.69 [9] (0:10.96)	0:45.73 [9] (0:11.36)	0:34.37 [9] (0:11.25)	0:23.12 [9] (0:11.24)	0:11.88 [9] (0:11.88)								
Average Speed [km/h]	48.8	66.2	63.6	64.3	64.3	60.6								
Top Speed [km/h]	65.9	66.4	65.3	65.1	65.0	62.9								
Avg. Dist. to Rail [m]	6.5	1.8	0.9	1.1	2.3	4.4								
Avg. Stride Freq. [Hz]	2.3	2.5	2.4	2.4	2.4	2.3								
Avg. Stride Length [m]	6.0	7.4	7.0	7.1	6.9	6.6								





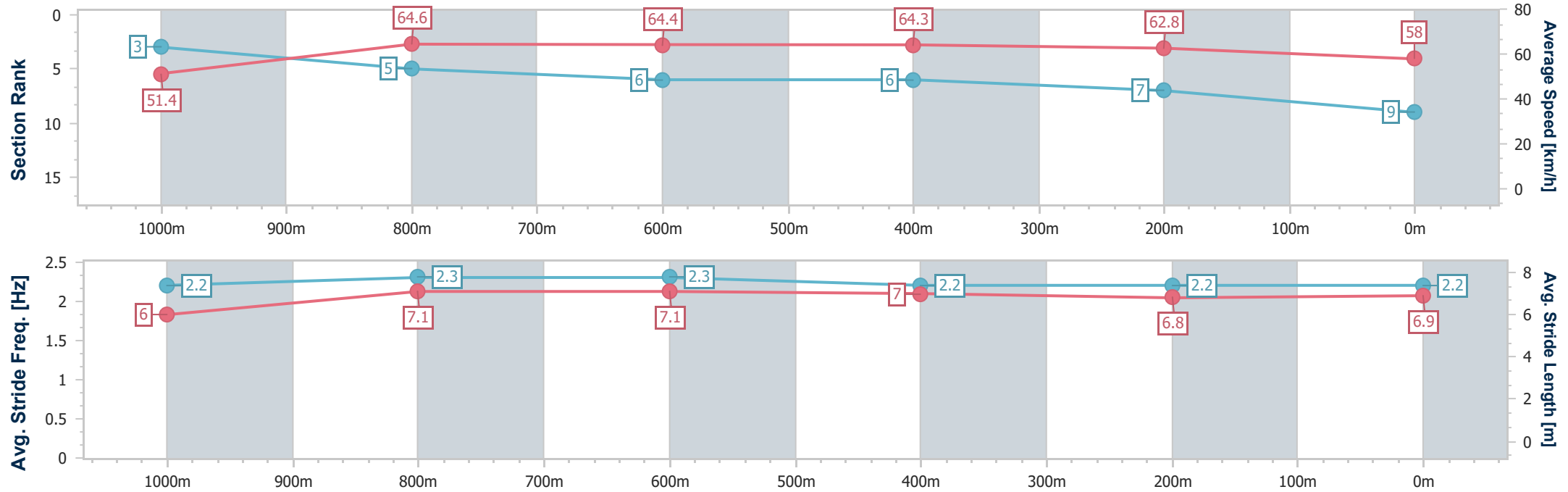
Horse/Jockey Name	Switch To Go
Final Rank	9
Fastest Section Time (Section)	0:11.16 (1000m)
Top Speed [km/h] (Section)	65.6 (800m)
Race State	Finished



Picklebet Park WarwickProfessional
Race 6: THINK FENCING Colts, Geldings & Entires RATINGS
BAND 0 - 60 Handicap - 1200m
22 January 2026 - 16:27
Track Rating: Soft 5, Weather: Fine, Rail Position: True



Section	Overall	1000m	800m	600m	400m	200m							
Section Times	1:11.79 [9] (0:14.04)	0:57.75 [3] (0:11.16)	0:46.59 [5] (0:11.35)	0:35.24 [6] (0:11.31)	0:23.93 [6] (0:11.53)	0:12.40 [7] (0:12.40)							
Average Speed [km/h]	51.4	64.6	64.4	64.3	62.8	58.0							
Top Speed [km/h]	65.2	65.0	65.6	65.0	63.8	61.2							
Avg. Dist. to Rail [m]	3.9	2.0	2.0	2.3	3.9	5.4							
Avg. Stride Freq. [Hz]	2.2	2.3	2.3	2.2	2.2	2.2							
Avg. Stride Length [m]	6.0	7.1	7.1	7.0	6.8	6.9							





Picklebet Park Warwick Professional
Race 7: PSP VIDEO Fillies & Mares RATINGS BAND 0 - 60 Handicap -
1200m

22 January 2026 - 17:03



Track Rating: Soft 5, Weather: Fine, Rail Position: True

Section						Overall	1000m	800m	600m	400m	200m	Last 600m		
Field Times						1:10.13 (0:13.45)	0:56.68 (0:10.52)	0:46.16 (0:11.07)	0:35.09 (0:11.46)	0:23.63 (0:11.73)	0:11.90 (0:11.90)	0:35.09		
Rank	TAB	Horse/Jockey	Barrier	Top Speed [km/h]	Fastest Section							Margin	Distance Travelled [m]	
1	10	MISS DE MEDICI	3	68.6	0:10.64	1:10.13 [1]	0:56.37 [6]	0:45.73 [7]	0:34.76 [5]	0:23.39 [4]	0:11.81 [4]	1:10.13	0:34.76	
		Kyle Wilson-Taylor		1000m	1000m	(0:13.76)	(0:10.64)	(0:10.97)	(0:11.37)	(0:11.58)	(0:11.81)			
2	16	MISHANI STELLER	9	69.0	0:10.69	1:10.52 [2]	0:56.84 [4]	0:46.15 [5]	0:35.16 [4]	0:23.82 [3]	0:12.24 [2]	2.3L	0:35.16	+9
		Reece O'Connell		1000m	1000m	(0:13.68)	(0:10.69)	(0:10.99)	(0:11.34)	(0:11.58)	(0:12.24)			
3	6	DAITANNA	7	69.4	0:10.56	1:10.56 [3]	0:57.11 [1]	0:46.55 [2]	0:35.47 [2]	0:24.00 [2]	0:12.33 [1]	2.53L	0:35.47	+5
		Jake Bayliss		1000m	1000m	(0:13.45)	(0:10.56)	(0:11.08)	(0:11.47)	(0:11.67)	(0:12.33)			
4	1	CEEKAY'S CHOICE	10	67.9	0:10.93	1:10.58 [4]	0:56.78 [7]	0:45.85 [10]	0:34.90 [10]	0:23.66 [6]	0:12.18 [5]	2.69L	0:34.90	+8
		Brandon Lerena		Overall	1000m	(0:13.80)	(0:10.93)	(0:10.95)	(0:11.24)	(0:11.48)	(0:12.18)			
5	8	I'LLTELLYOU SO	5	68.5	0:10.60	1:10.76 [5]	0:56.82 [9]	0:46.22 [8]	0:35.15 [8]	0:23.83 [9]	0:12.16 [7]	3.71L	0:35.15	-1
		Ryan Wiggins		1000m	1000m	(0:13.94)	(0:10.60)	(0:11.07)	(0:11.32)	(0:11.67)	(0:12.16)			
6	4	HELIKEDEMPRETTY	4	68.9	0:10.65	1:10.78 [6]	0:57.06 [5]	0:46.41 [4]	0:35.40 [6]	0:23.85 [8]	0:12.27 [6]	3.85L	0:35.40	+4
		Sarah Robbins		1000m	1000m	(0:13.72)	(0:10.65)	(0:11.01)	(0:11.55)	(0:11.58)	(0:12.27)			
7	9	ISLAND MAGIC	11	70.1	0:10.58	1:10.83 [7]	0:56.83 [10]	0:46.25 [9]	0:35.19 [9]	0:23.73 [11]	0:12.14 [9]	4.13L	0:35.19	+6
		Paul Hamblin		Overall	1000m	(0:14.00)	(0:10.58)	(0:11.06)	(0:11.46)	(0:11.59)	(0:12.14)			
8	5	ZIMBARA	1	70.4	0:10.49	1:11.02 [8]	0:57.54 [2]	0:47.05 [1]	0:35.98 [1]	0:24.52 [1]	0:12.73 [3]	5.25L	0:35.98	+1
		Chelsea Francis		1000m	1000m	(0:13.48)	(0:10.49)	(0:11.07)	(0:11.46)	(0:11.79)	(0:12.73)			
9	2	DRAGON SONG	6	68.8	0:10.70	1:11.52 [9]	0:57.39 [11]	0:46.69 [11]	0:35.76 [11]	0:24.45 [10]	0:12.72 [10]	8.17L	0:35.76	+0
		Scott Sheargold		1000m	1000m	(0:14.13)	(0:10.70)	(0:10.93)	(0:11.31)	(0:11.73)	(0:12.72)			
10	3	ELIZABASS	2	70.1	0:10.57	1:11.90 [10]	0:58.10 [8]	0:47.53 [6]	0:36.52 [7]	0:24.98 [6]	0:13.22 [8]	10.44L	0:36.52	+1
		Les Tilley		1000m	1000m	(0:13.80)	(0:10.57)	(0:11.01)	(0:11.54)	(0:11.76)	(0:13.22)			

Scratched: Resolute Lady (#12), Jidayubori (#17), Elronte (#11), Upstart Lover (#14), Ilana The First (#15), Mishani Suspect (#7), Zavega (#18)

Report Created: Thu 22 January 2026 17:14 GMT+ (Note: Timing is based on position data)

Page 1/13

[] Ranking at each section and finish
-:-:- No data available at this section
NA No data available

SCN Saddle cloth number
DNF Did not finish
DNT Did not track

data processed by TRIPLESDATA



Picklebet Park Warwick Professional
Race 7: PSP VIDEO Fillies & Mares RATINGS BAND 0 - 60 Handicap -
1200m

22 January 2026 - 17:03



Track Rating: Soft 5, Weather: Fine, Rail Position: True

Section						Overall	1000m	800m	600m	400m	200m	Last 600m		
Field Times						1:10.13 (0:13.45)	0:56.68 (0:10.52)	0:46.16 (0:11.07)	0:35.09 (0:11.46)	0:23.63 (0:11.73)	0:11.90 (0:11.90)	0:35.09		
Rank	TAB	Horse/Jockey	Barrier	Top Speed [km/h]	Fastest Section							Margin	Distance Travelled [m]	
11	13	SWEET ANTHE	8	70.0	0:10.55	1:14.48 [11]	1:00.89 [3]	0:50.34 [3]	0:39.30 [3]	0:27.73 [5]	0:15.17 [11]	25.61L	0:39.30	+7
		Olivia Webb		1000m	1000m	(0:13.59)	(0:10.55)	(0:11.04)	(0:11.57)	(0:12.56)	(0:15.17)			

Scratched: Resolute Lady (#12), Jidayubori (#17), Elronte (#11), Upstart Lover (#14), Ilana The First (#15), Mishani Suspect (#7), Zavega (#18)



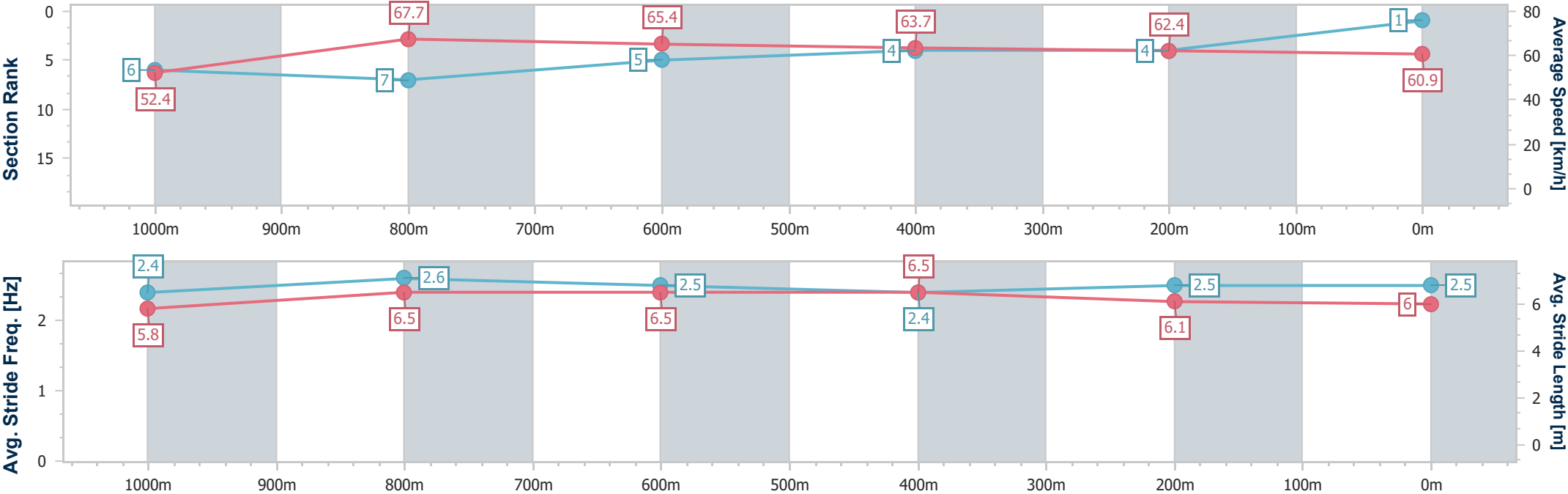
Horse/Jockey Name	Miss De Medici
Final Rank	1
Fastest Section Time (Section)	0:10.64 (1000m)
Top Speed [km/h] (Section)	68.6 (1000m)
Race State	Finished



Picklebet Park WarwickProfessional
Race 7: PSP VIDEO Fillies & Mares RATINGS BAND 0 - 60
Handicap - 1200m
22 January 2026 - 17:03
Track Rating: Soft 5, Weather: Fine, Rail Position: True



Section	Overall	1000m	800m	600m	400m	200m							
Section Times	1:10.13 [1] (0:13.76)	0:56.37 [6] (0:10.64)	0:45.73 [7] (0:10.97)	0:34.76 [5] (0:11.37)	0:23.39 [4] (0:11.58)	0:11.81 [4] (0:11.81)							
Average Speed [km/h]	52.4	67.7	65.4	63.7	62.4	60.9							
Top Speed [km/h]	68.0	68.6	66.3	64.7	63.7	62.6							
Avg. Dist. to Rail [m]	2.2	0.8	0.3	0.8	2.6	4.8							
Avg. Stride Freq. [Hz]	2.4	2.6	2.5	2.4	2.5	2.5							
Avg. Stride Length [m]	5.8	6.5	6.5	6.5	6.1	6.0							





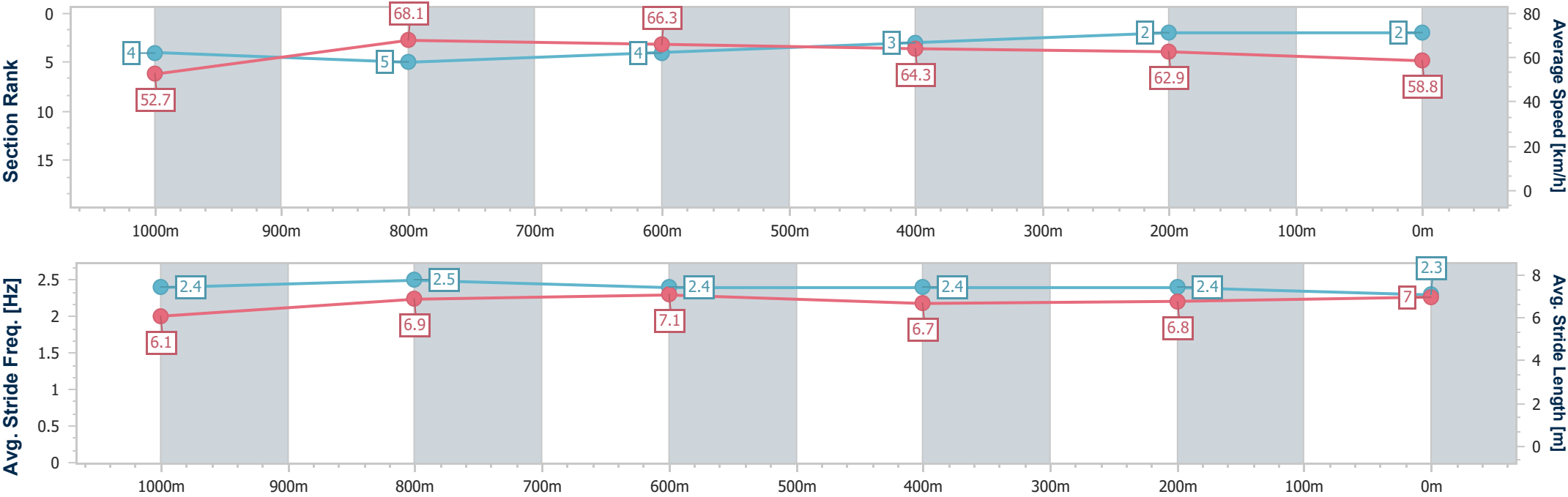
Horse/Jockey Name	Mishani Steller
Final Rank	2
Fastest Section Time (Section)	0:10.69 (1000m)
Top Speed [km/h] (Section)	69.0 (1000m)
Race State	Finished



Picklebet Park WarwickProfessional
Race 7: PSP VIDEO Fillies & Mares RATINGS BAND 0 - 60
Handicap - 1200m
22 January 2026 - 17:03
Track Rating: Soft 5, Weather: Fine, Rail Position: True



Section	Overall	1000m	800m	600m	400m	200m							
Section Times	1:10.52 [2] (0:13.68)	0:56.84 [4] (0:10.69)	0:46.15 [5] (0:10.99)	0:35.16 [4] (0:11.34)	0:23.82 [3] (0:11.58)	0:12.24 [2] (0:12.24)							
Average Speed [km/h]	52.7	68.1	66.3	64.3	62.9	58.8							
Top Speed [km/h]	68.1	69.0	67.9	65.1	64.1	61.5							
Avg. Dist. to Rail [m]	8.7	3.7	2.2	3.0	5.3	7.5							
Avg. Stride Freq. [Hz]	2.4	2.5	2.4	2.4	2.4	2.3							
Avg. Stride Length [m]	6.1	6.9	7.1	6.7	6.8	7.0							





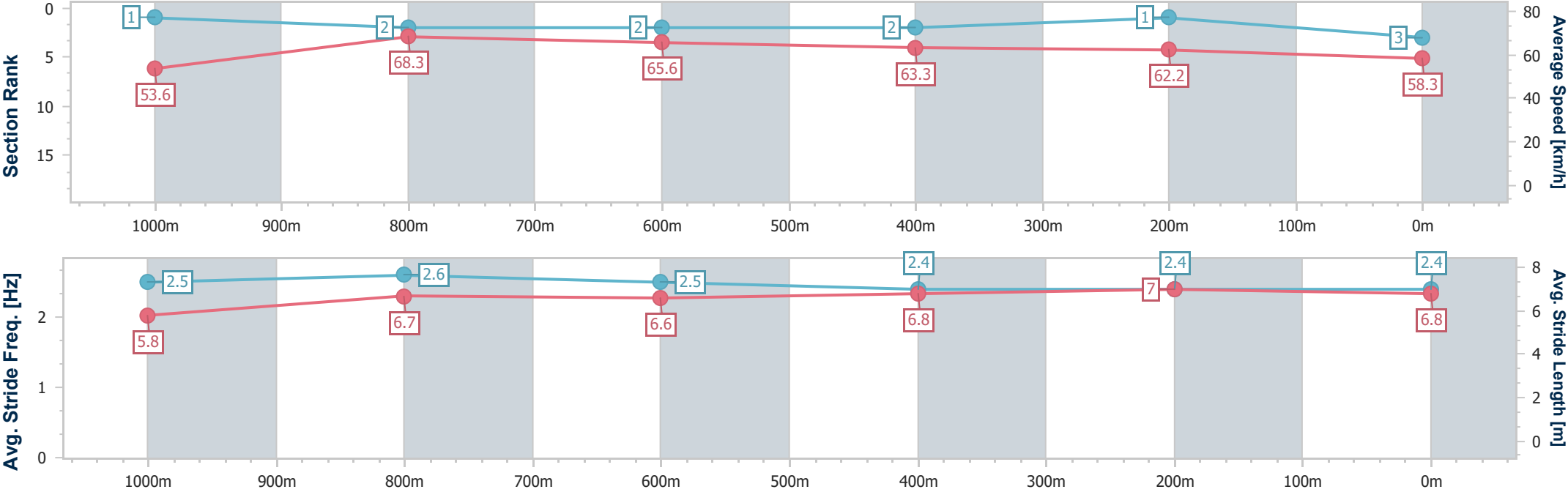
Horse/Jockey Name	Daitanna
Final Rank	3
Fastest Section Time (Section)	0:10.56 (1000m)
Top Speed [km/h] (Section)	69.4 (1000m)
Race State	Finished



Picklebet Park WarwickProfessional
Race 7: PSP VIDEO Fillies & Mares RATINGS BAND 0 - 60
Handicap - 1200m
22 January 2026 - 17:03
Track Rating: Soft 5, Weather: Fine, Rail Position: True



Section	Overall	1000m	800m	600m	400m	200m							
Section Times	1:10.56 [3] (0:13.45)	0:57.11 [1] (0:10.56)	0:46.55 [2] (0:11.08)	0:35.47 [2] (0:11.47)	0:24.00 [2] (0:11.67)	0:12.33 [1] (0:12.33)							
Average Speed [km/h]	53.6	68.3	65.6	63.3	62.2	58.3							
Top Speed [km/h]	68.7	69.4	66.8	64.4	62.8	60.5							
Avg. Dist. to Rail [m]	6.2	2.3	1.5	1.8	3.9	6.1							
Avg. Stride Freq. [Hz]	2.5	2.6	2.5	2.4	2.4	2.4							
Avg. Stride Length [m]	5.8	6.7	6.6	6.8	7.0	6.8							





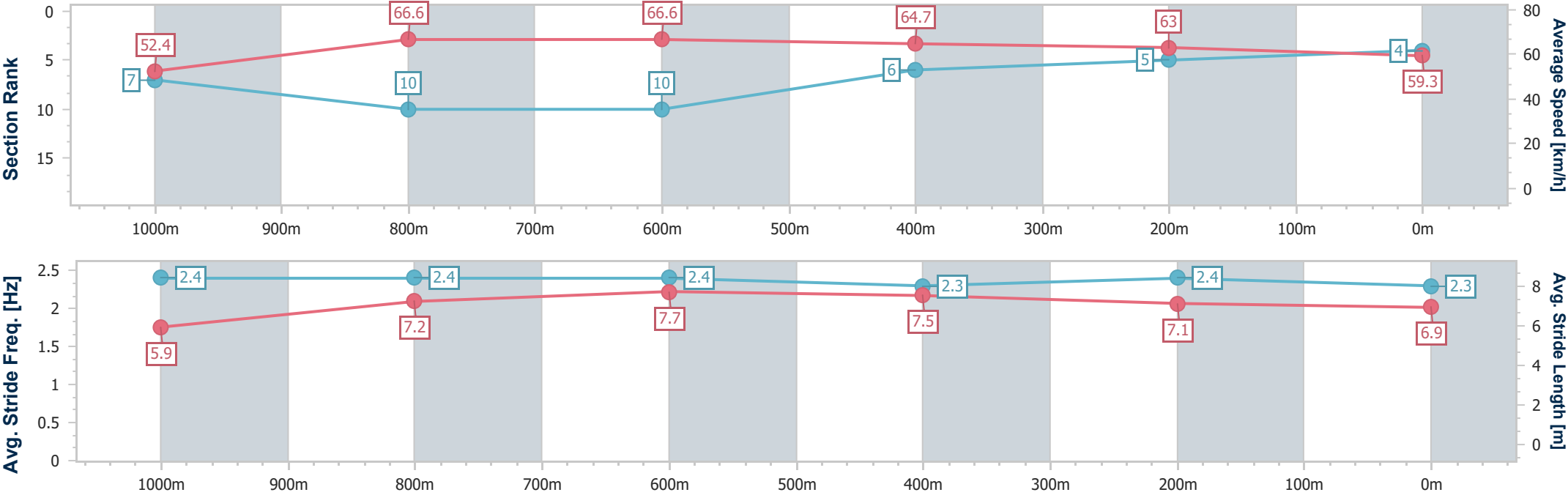
Horse/Jockey Name	Ceekay's Choice
Final Rank	4
Fastest Section Time (Section)	0:10.93 (1000m)
Top Speed [km/h] (Section)	67.9 (Overall)
Race State	Finished



Picklebet Park WarwickProfessional
Race 7: PSP VIDEO Fillies & Mares RATINGS BAND 0 - 60
Handicap - 1200m
22 January 2026 - 17:03
Track Rating: Soft 5, Weather: Fine, Rail Position: True



Section	Overall	1000m	800m	600m	400m	200m								
Section Times	1:10.58 [4] (0:13.80)	0:56.78 [7] (0:10.93)	0:45.85 [10] (0:10.95)	0:34.90 [10] (0:11.24)	0:23.66 [6] (0:11.48)	0:12.18 [5] (0:12.18)								
Average Speed [km/h]	52.4	66.6	66.6	64.7	63.0	59.3								
Top Speed [km/h]	67.9	67.8	66.9	65.6	63.9	62.7								
Avg. Dist. to Rail [m]	10.1	4.3	2.6	1.9	4.5	6.7								
Avg. Stride Freq. [Hz]	2.4	2.4	2.4	2.3	2.4	2.3								
Avg. Stride Length [m]	5.9	7.2	7.7	7.5	7.1	6.9								





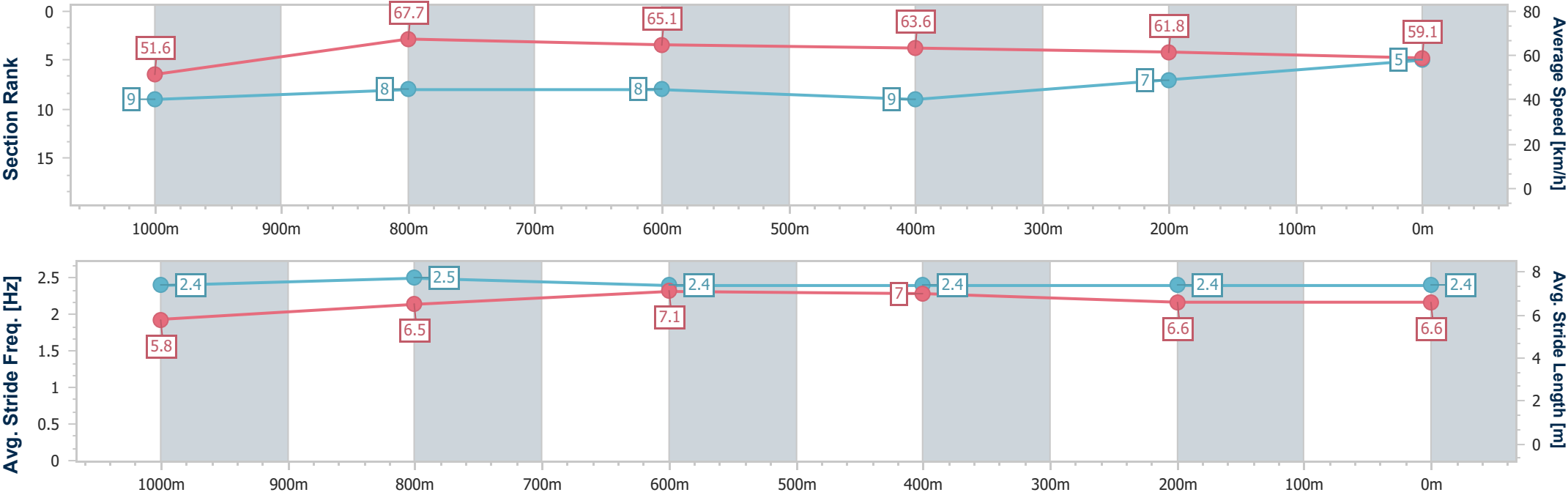
Horse/Jockey Name	I'tellyouso
Final Rank	5
Fastest Section Time (Section)	0:10.60 (1000m)
Top Speed [km/h] (Section)	68.5 (1000m)
Race State	Finished



Picklebet Park WarwickProfessional
Race 7: PSP VIDEO Fillies & Mares RATINGS BAND 0 - 60
Handicap - 1200m
22 January 2026 - 17:03
Track Rating: Soft 5, Weather: Fine, Rail Position: True



Section	Overall	1000m	800m	600m	400m	200m							
Section Times	1:10.76 [5] (0:13.94)	0:56.82 [9] (0:10.60)	0:46.22 [8] (0:11.07)	0:35.15 [8] (0:11.32)	0:23.83 [9] (0:11.67)	0:12.16 [7] (0:12.16)							
Average Speed [km/h]	51.6	67.7	65.1	63.6	61.8	59.1							
Top Speed [km/h]	68.0	68.5	66.9	65.1	62.7	61.6							
Avg. Dist. to Rail [m]	3.9	0.7	0.2	0.4	2.3	3.0							
Avg. Stride Freq. [Hz]	2.4	2.5	2.4	2.4	2.4	2.4							
Avg. Stride Length [m]	5.8	6.5	7.1	7.0	6.6	6.6							



[] Ranking at each section and finish
- - - - No data available at this section
NA No data available



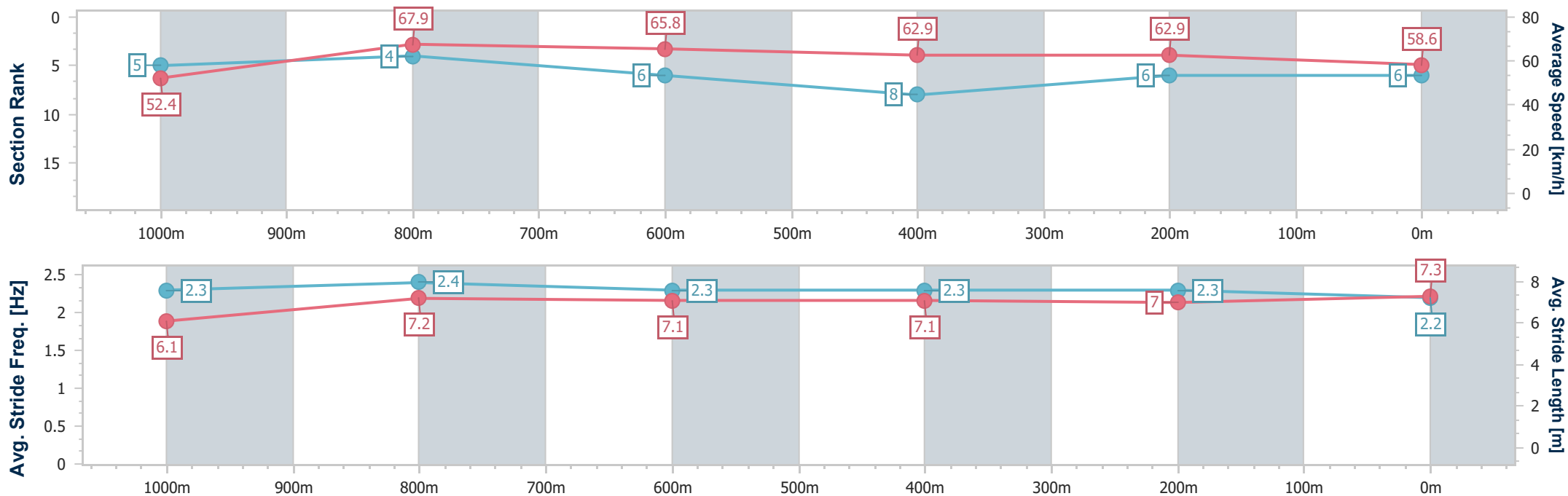
Horse/Jockey Name	Helikedempretty
Final Rank	6
Fastest Section Time (Section)	0:10.65 (1000m)
Top Speed [km/h] (Section)	68.9 (1000m)
Race State	Finished



Picklebet Park WarwickProfessional
Race 7: PSP VIDEO Fillies & Mares RATINGS BAND 0 - 60
Handicap - 1200m
22 January 2026 - 17:03
Track Rating: Soft 5, Weather: Fine, Rail Position: True



Section	Overall	1000m	800m	600m	400m	200m							
Section Times	1:10.78 [6] (0:13.72)	0:57.06 [5] (0:10.65)	0:46.41 [4] (0:11.01)	0:35.40 [6] (0:11.55)	0:23.85 [8] (0:11.58)	0:12.27 [6] (0:12.27)							
Average Speed [km/h]	52.4	67.9	65.8	62.9	62.9	58.6							
Top Speed [km/h]	68.2	68.9	66.7	64.9	63.4	61.8							
Avg. Dist. to Rail [m]	3.9	2.0	1.0	2.0	5.3	7.6							
Avg. Stride Freq. [Hz]	2.3	2.4	2.3	2.3	2.3	2.2							
Avg. Stride Length [m]	6.1	7.2	7.1	7.1	7.0	7.3							





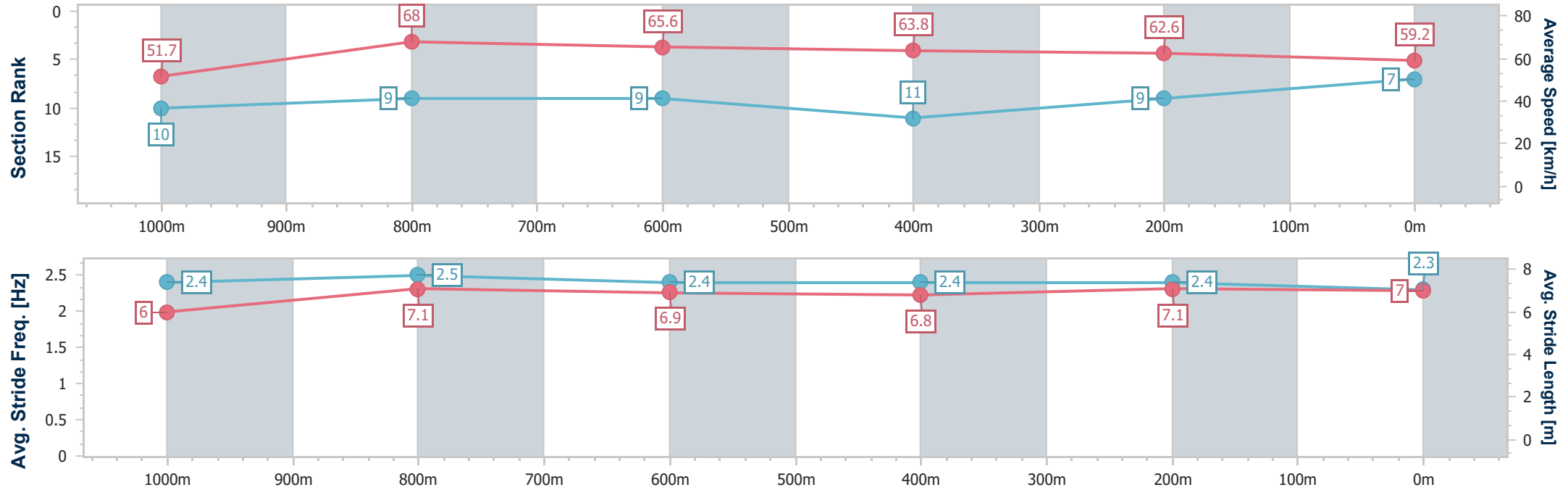
Horse/Jockey Name	Island Magic
Final Rank	7
Fastest Section Time (Section)	0:10.58 (1000m)
Top Speed [km/h] (Section)	70.1 (Overall)
Race State	Finished



Picklebet Park WarwickProfessional
Race 7: PSP VIDEO Fillies & Mares RATINGS BAND 0 - 60
Handicap - 1200m
22 January 2026 - 17:03
Track Rating: Soft 5, Weather: Fine, Rail Position: True



Section	Overall	1000m	800m	600m	400m	200m							
Section Times	1:10.83 [7] (0:14.00)	0:56.83 [10] (0:10.58)	0:46.25 [9] (0:11.06)	0:35.19 [9] (0:11.46)	0:23.73 [11] (0:11.59)	0:12.14 [9] (0:12.14)							
Average Speed [km/h]	51.7	68.0	65.6	63.8	62.6	59.2							
Top Speed [km/h]	70.1	70.1	66.9	65.1	63.3	62.4							
Avg. Dist. to Rail [m]	9.4	1.0	1.0	2.8	5.1	8.3							
Avg. Stride Freq. [Hz]	2.4	2.5	2.4	2.4	2.4	2.3							
Avg. Stride Length [m]	6.0	7.1	6.9	6.8	7.1	7.0							





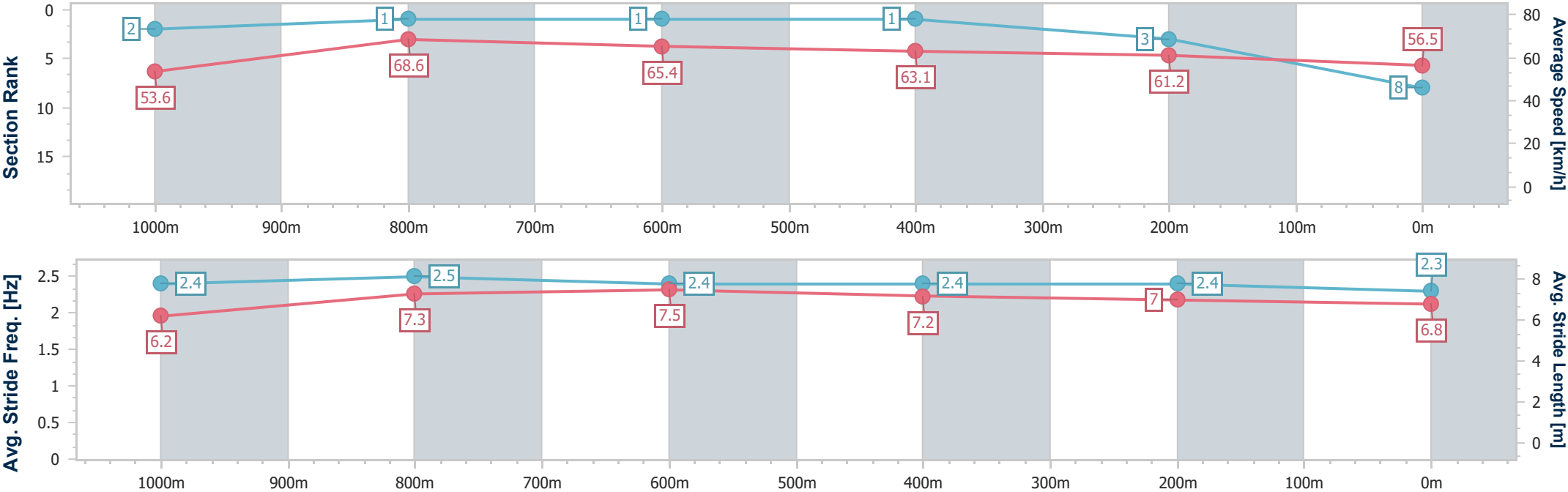
Horse/Jockey Name	Zimbara
Final Rank	8
Fastest Section Time (Section)	0:10.49 (1000m)
Top Speed [km/h] (Section)	70.4 (1000m)
Race State	Finished



Picklebet Park WarwickProfessional
Race 7: PSP VIDEO Fillies & Mares RATINGS BAND 0 - 60
Handicap - 1200m
22 January 2026 - 17:03
Track Rating: Soft 5, Weather: Fine, Rail Position: True



Section	Overall	1000m	800m	600m	400m	200m								
Section Times	1:11.02 [8] (0:13.48)	0:57.54 [2] (0:10.49)	0:47.05 [1] (0:11.07)	0:35.98 [1] (0:11.46)	0:24.52 [1] (0:11.79)	0:12.73 [3] (0:12.73)								
Average Speed [km/h]	53.6	68.6	65.4	63.1	61.2	56.5								
Top Speed [km/h]	70.1	70.4	67.0	64.2	62.0	60.0								
Avg. Dist. to Rail [m]	1.3	1.0	0.8	0.8	2.4	4.8								
Avg. Stride Freq. [Hz]	2.4	2.5	2.4	2.4	2.4	2.3								
Avg. Stride Length [m]	6.2	7.3	7.5	7.2	7.0	6.8								





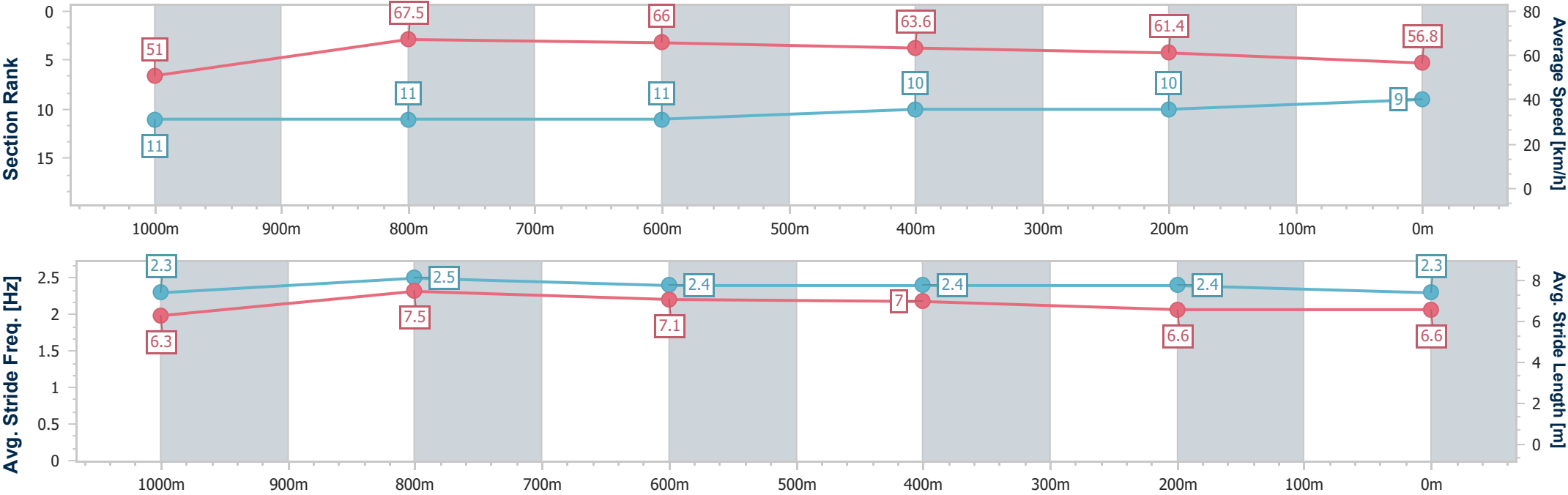
Horse/Jockey Name	Dragon Song
Final Rank	9
Fastest Section Time (Section)	0:10.70 (1000m)
Top Speed [km/h] (Section)	68.8 (1000m)
Race State	Finished



Picklebet Park WarwickProfessional
Race 7: PSP VIDEO Fillies & Mares RATINGS BAND 0 - 60
Handicap - 1200m
22 January 2026 - 17:03
Track Rating: Soft 5, Weather: Fine, Rail Position: True



Section	Overall	1000m	800m	600m	400m	200m								
Section Times	1:11.52 [9] (0:14.13)	0:57.39 [11] (0:10.70)	0:46.69 [11] (0:10.93)	0:35.76 [11] (0:11.31)	0:24.45 [10] (0:11.73)	0:12.72 [10] (0:12.72)								
Average Speed [km/h]	51.0	67.5	66.0	63.6	61.4	56.8								
Top Speed [km/h]	68.1	68.8	67.0	64.6	63.5	58.8								
Avg. Dist. to Rail [m]	5.0	1.2	0.3	0.2	1.2	1.3								
Avg. Stride Freq. [Hz]	2.3	2.5	2.4	2.4	2.4	2.3								
Avg. Stride Length [m]	6.3	7.5	7.1	7.0	6.6	6.6								





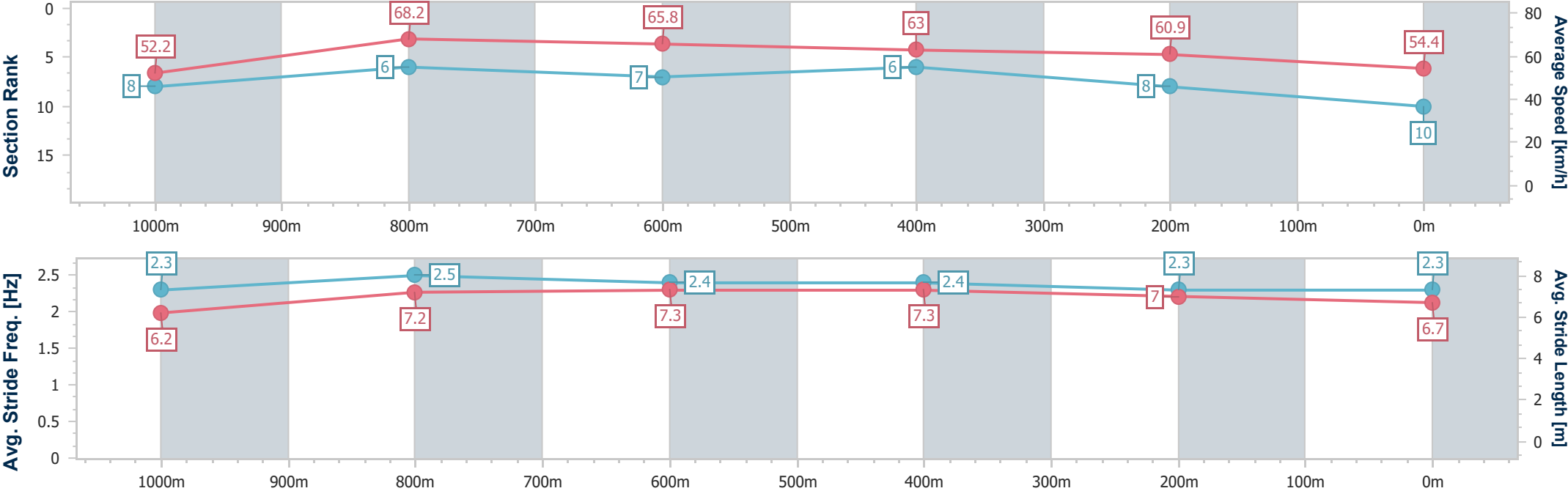
Horse/Jockey Name	Elizabass
Final Rank	10
Fastest Section Time (Section)	0:10.57 (1000m)
Top Speed [km/h] (Section)	70.1 (1000m)
Race State	Finished



Picklebet Park WarwickProfessional
Race 7: PSP VIDEO Fillies & Mares RATINGS BAND 0 - 60
Handicap - 1200m
22 January 2026 - 17:03
Track Rating: Soft 5, Weather: Fine, Rail Position: True



Section	Overall	1000m	800m	600m	400m	200m							
Section Times	1:11.90 [10] (0:13.80)	0:58.10 [8] (0:10.57)	0:47.53 [6] (0:11.01)	0:36.52 [7] (0:11.54)	0:24.98 [6] (0:11.76)	0:13.22 [8] (0:13.22)							
Average Speed [km/h]	52.2	68.2	65.8	63.0	60.9	54.4							
Top Speed [km/h]	70.1	70.1	67.4	63.9	62.2	58.8							
Avg. Dist. to Rail [m]	1.8	0.2	1.4	1.4	1.4	1.2							
Avg. Stride Freq. [Hz]	2.3	2.5	2.4	2.4	2.3	2.3							
Avg. Stride Length [m]	6.2	7.2	7.3	7.3	7.0	6.7							





Horse/Jockey Name	Sweet Anthe
Final Rank	11
Fastest Section Time (Section)	0:10.55 (1000m)
Top Speed [km/h] (Section)	70.0 (1000m)
Race State	Finished



Picklebet Park WarwickProfessional
Race 7: PSP VIDEO Fillies & Mares RATINGS BAND 0 - 60
Handicap - 1200m
22 January 2026 - 17:03
Track Rating: Soft 5, Weather: Fine, Rail Position: True



Section	Overall	1000m	800m	600m	400m	200m							
Section Times	1:14.48 [11] (0:13.59)	1:00.89 [3] (0:10.55)	0:50.34 [3] (0:11.04)	0:39.30 [3] (0:11.57)	0:27.73 [5] (0:12.56)	0:15.17 [11] (0:15.17)							
Average Speed [km/h]	53.2	68.7	65.4	63.2	57.8	47.4							
Top Speed [km/h]	69.7	70.0	67.1	64.8	61.3	53.7							
Avg. Dist. to Rail [m]	6.8	2.6	1.6	2.4	5.1	3.9							
Avg. Stride Freq. [Hz]	2.4	2.6	2.5	2.5	2.4	2.2							
Avg. Stride Length [m]	6.1	6.7	7.1	7.1	6.7	5.9							

