



**TownsvilleProfessional**  
**Race 1: LADBROKES PUNTER ASSIST QTIS Three-Year-Old Maiden**  
**Plate - 1200m**  
**24 January 2026 - 11:56**



Track Rating: Soft 5, Weather: Fine, Rail Position: +4.5m 1000-W/Post; +2m Remainder.

Section		Overall				1000m	800m	600m	400m	200m	Last 600m		
Field Times		1:11.02				0:57.45	0:46.73	0:35.51	0:23.93	0:12.26	0:35.51		
		(0:13.57)				(0:10.72)	(0:11.22)	(0:11.58)	(0:11.67)	(0:12.26)			
Rank	TAB	Horse/Jockey	Barrier	Top Speed [km/h]	Fastest Section						Margin	Distance Travelled [m]	
1	10	LADY WILLPOWER	11	71.3	0:10.72	1:11.02 [1]	0:57.45 [1]	0:46.73 [1]	0:35.37 [4]	0:23.81 [2]	0:12.17 [2]	1:11.02	0:35.37
		Ron Stewart		Overall	1000m	(0:13.57)	(0:10.72)	(0:11.36)	(0:11.56)	(0:11.64)	(0:12.17)		
2	8	GIRLS GOT ATTITUDE	8	69.4	0:10.60	1:11.09 [2]	0:57.38 [3]	0:46.78 [2]	0:35.58 [1]	0:24.00 [1]	0:12.33 [1]	0.44L	0:35.58
		Sean Cormack		1000m	1000m	(0:13.71)	(0:10.60)	(0:11.20)	(0:11.58)	(0:11.67)	(0:12.33)		-5
3	12	NEXT STOP JUPITER	10	70.2	0:10.87	1:11.17 [3]	0:57.47 [2]	0:46.60 [3]	0:35.29 [6]	0:23.74 [4]	0:12.14 [3]	0.86L	0:35.29
		Lacey Morrison		1000m	1000m	(0:13.70)	(0:10.87)	(0:11.31)	(0:11.55)	(0:11.60)	(0:12.14)		+2
4	1	AIRWAVES	4	68.2	0:10.78	1:11.37 [4]	0:57.54 [5]	0:46.76 [5]	0:35.73 [2]	0:24.07 [3]	0:12.29 [4]	2.09L	0:35.73
		Aidan Holt		1000m	1000m	(0:13.83)	(0:10.78)	(0:11.03)	(0:11.66)	(0:11.78)	(0:12.29)		-5
5	7	VOUCHERS	1	68.6	0:10.77	1:11.40 [5]	0:57.38 [8]	0:46.61 [7]	0:35.55 [5]	0:23.79 [7]	0:12.18 [5]	2.21L	0:35.55
		Ryan Wiggins		1000m	1000m	(0:14.02)	(0:10.77)	(0:11.06)	(0:11.76)	(0:11.61)	(0:12.18)		-3
6	2	MR OREO	3	68.6	0:10.92	1:11.47 [6]	0:57.15 [9]	0:46.13 [10]	0:35.21 [10]	0:23.66 [10]	0:12.07 [8]	2.67L	0:35.21
		Olivia Kendal		800m	800m	(0:14.32)	(0:11.02)	(0:10.92)	(0:11.55)	(0:11.59)	(0:12.07)		+1
7	3	NOTFORTHEMONEY	5	68.6	0:11.02	1:11.54 [7]	0:57.81 [4]	0:46.79 [6]	0:35.55 [7]	0:23.93 [6]	0:12.26 [6]	3.07L	0:35.55
		Jackson Murphy		1000m	1000m	(0:13.73)	(0:11.02)	(0:11.24)	(0:11.62)	(0:11.67)	(0:12.26)		+3
8	11	MISS KIYOSHI	12	70.1	0:10.61	1:12.02 [8]	0:58.02 [7]	0:47.41 [4]	0:36.37 [3]	0:24.58 [5]	0:12.68 [7]	5.87L	0:36.37
		Isabella Teh		800m	1000m	(0:14.00)	(0:10.61)	(0:11.04)	(0:11.79)	(0:11.90)	(0:12.68)		+7
9	15	HIGH SOBRIETY	6	68.4	0:10.99	1:12.10 [9]	0:58.20 [6]	0:47.21 [8]	0:35.97 [8]	0:24.38 [9]	0:12.45 [9]	6.34L	0:35.97
		Fiona Sandkuhl		800m	1000m	(0:13.90)	(0:10.99)	(0:11.24)	(0:11.59)	(0:11.93)	(0:12.45)		+6
10	14	MISS THE MUSIC	9	69.7	0:10.83	1:12.61 [10]	0:58.29 [10]	0:47.46 [9]	0:36.45 [9]	0:24.98 [8]	0:12.94 [10]	9.34L	0:36.45
		Ashvin Goindasamy		1000m	1000m	(0:14.32)	(0:10.83)	(0:11.01)	(0:11.47)	(0:12.04)	(0:12.94)		+7

Scratched: Red City Sun (#6), Picnic Blanket (#13), Ready And Betta (#5), Penrod (#4)

Report Created: Sat 24 January 2026 12:24 GMT+1 (Note: Timing is based on position data)

Page 1/13

[ ] Ranking at each section and finish  
-:-:- No data available at this section  
NA No data available

SCN Saddle cloth number  
DNF Did not finish  
DNT Did not track

data processed by  TRIPLESDATA



**TownsvilleProfessional**  
**Race 1: LADBROKES PUNTER ASSIST QTIS Three-Year-Old Maiden**  
**Plate - 1200m**  
**24 January 2026 - 11:56**



Track Rating: Soft 5, Weather: Fine, Rail Position: +4.5m 1000-W/Post; +2m Remainder.

Section					Overall	1000m	800m	600m	400m	200m	Last 600m			
Field Times					1:11.02 (0:13.57)	0:57.45 (0:10.72)	0:46.73 (0:11.22)	0:35.51 (0:11.58)	0:23.93 (0:11.67)	0:12.26 (0:12.26)	0:35.51			
Rank	TAB	Horse/Jockey	Barrier	Top Speed [km/h]	Fastest Section						Margin	Distance Travelled [m]		
11	9	JOT GIRL	2	67.6	0:10.98	1:13.33 [11]	0:58.93 [11]	0:47.95 [11]	0:36.79 [11]	0:24.94 [11]	0:12.81 [11]	13.6L	0:36.79	-2
		Ivo Fry		1000m	1000m	(0:14.40)	(0:10.98)	(0:11.16)	(0:11.85)	(0:12.13)	(0:12.81)			

Scratched: Red City Sun (#6), Picnic Blanket (#13), Ready And Betta (#5), Penrod (#4)



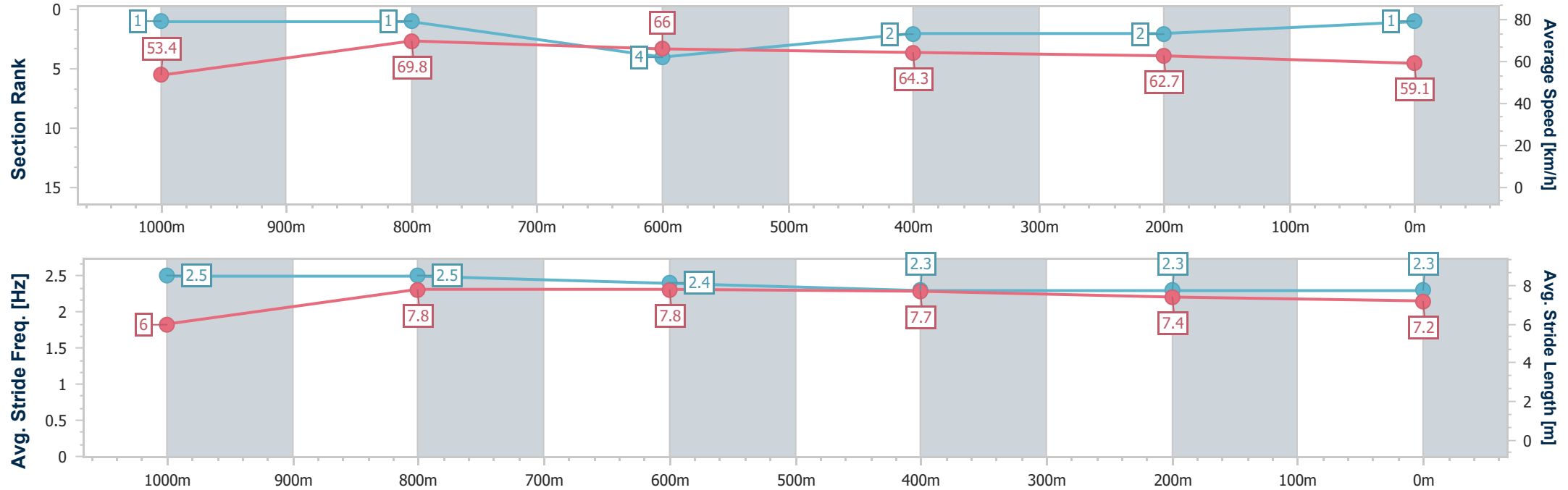
Horse/Jockey Name	Lady Willpower
Final Rank	1
Fastest Section Time (Section)	0:10.72 (1000m)
Top Speed [km/h] (Section)	71.3 (Overall)
Race State	Finished



TownsvilleProfessional  
Race 1: LADBROKES PUNTER ASSIST QTIS Three-Year-Old  
Maiden Plate - 1200m  
24 January 2026 - 11:56  
Track Rating: Soft 5, Weather: Fine, Rail Position: +4.5m 1000-  
W/Post; +2m Remainder.



Section	Overall	1000m	800m	600m	400m	200m							
Section Times	1:11.02 [1] (0:13.57)	0:57.45 [1] (0:10.72)	0:46.73 [1] (0:11.36)	0:35.37 [4] (0:11.56)	0:23.81 [2] (0:11.64)	0:12.17 [2] (0:12.17)							
Average Speed [km/h]	53.4	69.8	66.0	64.3	62.7	59.1							
Top Speed [km/h]	71.3	70.9	69.7	65.4	63.7	62.1							
Avg. Dist. to Rail [m]	11.5	8.0	8.2	6.6	7.2	7.4							
Avg. Stride Freq. [Hz]	2.5	2.5	2.4	2.3	2.3	2.3							
Avg. Stride Length [m]	6.0	7.8	7.8	7.7	7.4	7.2							





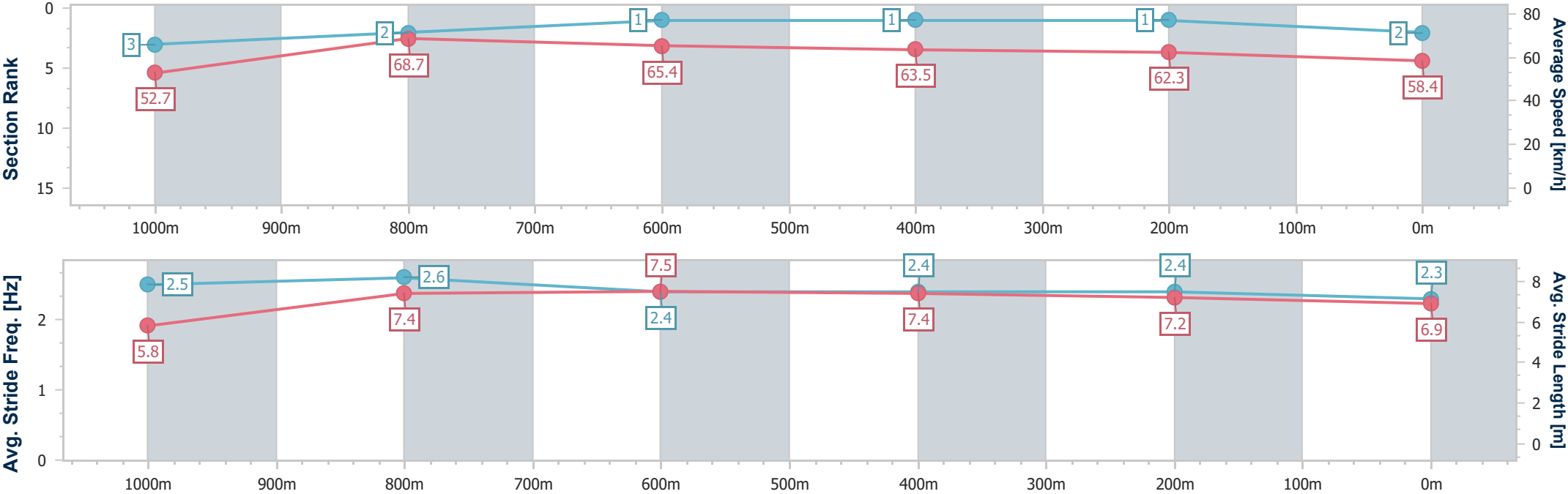
Horse/Jockey Name	Girls Got Attitude
Final Rank	2
Fastest Section Time (Section)	0:10.60 (1000m)
Top Speed [km/h] (Section)	69.4 (1000m)
Race State	Finished



TownsvilleProfessional  
Race 1: LADBROKES PUNTER ASSIST QTIS Three-Year-Old  
Maiden Plate - 1200m  
24 January 2026 - 11:56  
Track Rating: Soft 5, Weather: Fine, Rail Position: +4.5m 1000-  
W/Post; +2m Remainder.



Section	Overall	1000m	800m	600m	400m	200m							
Section Times	1:11.09 [2] (0:13.71)	0:57.38 [3] (0:10.60)	0:46.78 [2] (0:11.20)	0:35.58 [1] (0:11.58)	0:24.00 [1] (0:11.67)	0:12.33 [1] (0:12.33)							
Average Speed [km/h]	52.7	68.7	65.4	63.5	62.3	58.4							
Top Speed [km/h]	69.3	69.4	68.6	64.7	63.5	62.9							
Avg. Dist. to Rail [m]	8.9	2.7	3.3	4.7	6.4	8.6							
Avg. Stride Freq. [Hz]	2.5	2.6	2.4	2.4	2.4	2.3							
Avg. Stride Length [m]	5.8	7.4	7.5	7.4	7.2	6.9							







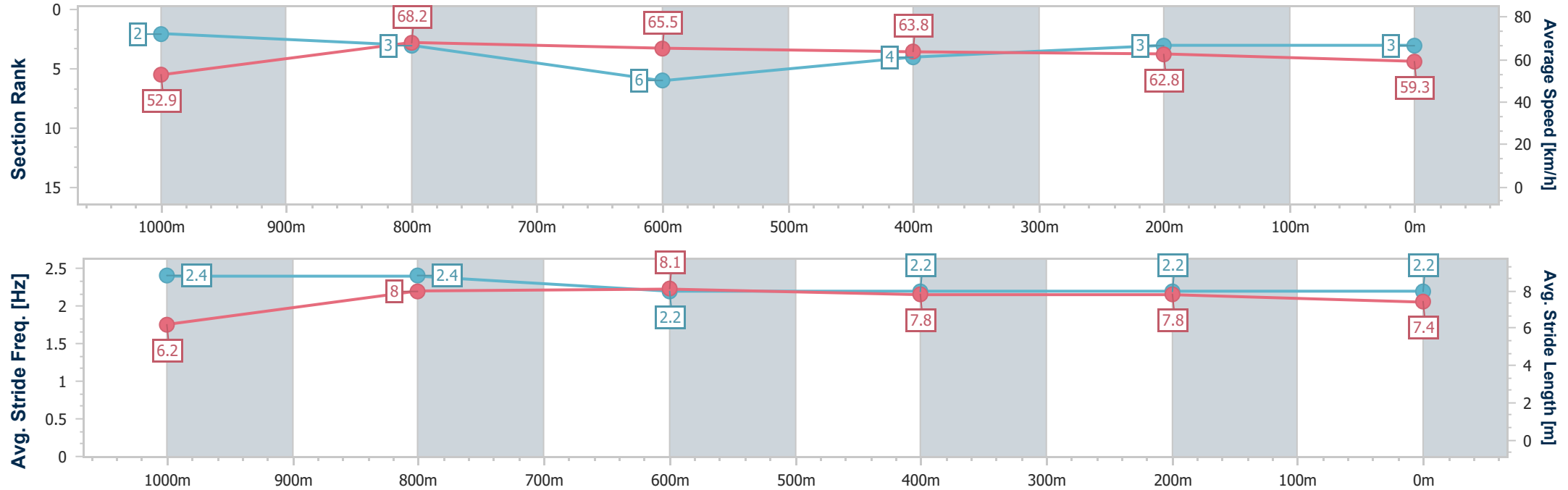
Horse/Jockey Name	Next Stop Jupiter
Final Rank	3
Fastest Section Time (Section)	0:10.87 (1000m)
Top Speed [km/h] (Section)	70.2 (1000m)
Race State	Finished



TownsvilleProfessional  
Race 1: LADBROKES PUNTER ASSIST QTIS Three-Year-Old  
Maiden Plate - 1200m  
24 January 2026 - 11:56  
Track Rating: Soft 5, Weather: Fine, Rail Position: +4.5m 1000-  
W/Post; +2m Remainder.



Section	Overall	1000m	800m	600m	400m	200m								
Section Times	1:11.17 [3] (0:13.70)	0:57.47 [2] (0:10.87)	0:46.60 [3] (0:11.31)	0:35.29 [6] (0:11.55)	0:23.74 [4] (0:11.60)	0:12.14 [3] (0:12.14)								
Average Speed [km/h]	52.9	68.2	65.5	63.8	62.8	59.3								
Top Speed [km/h]	70.2	70.2	68.3	64.5	64.5	61.8								
Avg. Dist. to Rail [m]	11.6	6.4	5.8	5.0	6.6	8.7								
Avg. Stride Freq. [Hz]	2.4	2.4	2.2	2.2	2.2	2.2								
Avg. Stride Length [m]	6.2	8.0	8.1	7.8	7.8	7.4								





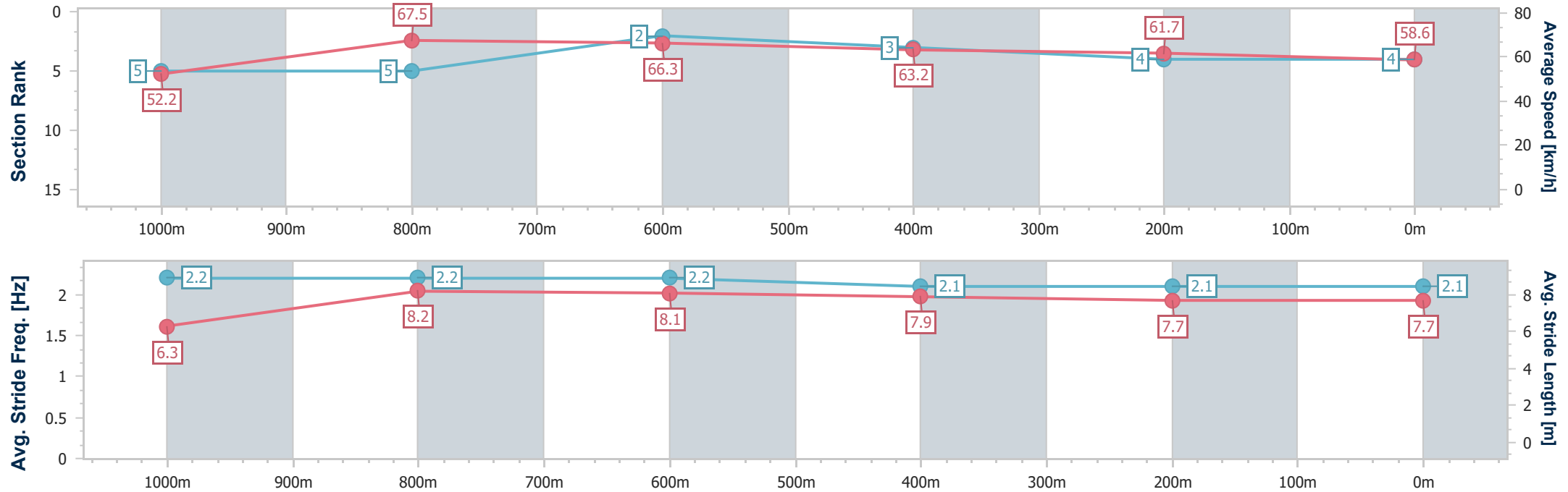
Horse/Jockey Name	Airwaves
Final Rank	4
Fastest Section Time (Section)	0:10.78 (1000m)
Top Speed [km/h] (Section)	68.2 (1000m)
Race State	Finished



TownsvilleProfessional  
Race 1: LADBROKES PUNTER ASSIST QTIS Three-Year-Old  
Maiden Plate - 1200m  
24 January 2026 - 11:56  
Track Rating: Soft 5, Weather: Fine, Rail Position: +4.5m 1000-  
W/Post; +2m Remainder.



Section	Overall	1000m	800m	600m	400m	200m							
Section Times	1:11.37 [4] (0:13.83)	0:57.54 [5] (0:10.78)	0:46.76 [5] (0:11.03)	0:35.73 [2] (0:11.66)	0:24.07 [3] (0:11.78)	0:12.29 [4] (0:12.29)							
Average Speed [km/h]	52.2	67.5	66.3	63.2	61.7	58.6							
Top Speed [km/h]	67.6	68.2	67.7	63.8	63.0	60.6							
Avg. Dist. to Rail [m]	6.2	2.6	3.0	4.7	5.5	6.2							
Avg. Stride Freq. [Hz]	2.2	2.2	2.2	2.1	2.1	2.1							
Avg. Stride Length [m]	6.3	8.2	8.1	7.9	7.7	7.7							





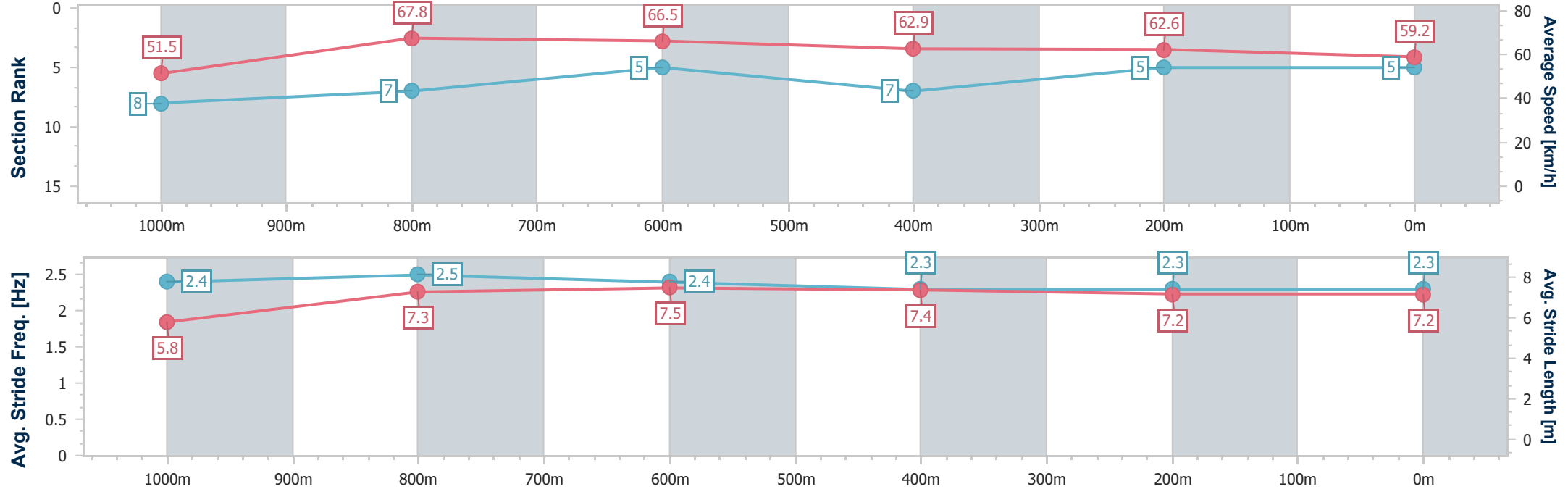
Horse/Jockey Name	Vouchers
Final Rank	5
Fastest Section Time (Section)	0:10.77 (1000m)
Top Speed [km/h] (Section)	68.6 (1000m)
Race State	Finished



TownsvilleProfessional  
Race 1: LADBROKES PUNTER ASSIST QTIS Three-Year-Old  
Maiden Plate - 1200m  
24 January 2026 - 11:56  
Track Rating: Soft 5, Weather: Fine, Rail Position: +4.5m 1000-  
W/Post; +2m Remainder.



Section	Overall	1000m	800m	600m	400m	200m							
Section Times	1:11.40 [5] (0:14.02)	0:57.38 [8] (0:10.77)	0:46.61 [7] (0:11.06)	0:35.55 [5] (0:11.76)	0:23.79 [7] (0:11.61)	0:12.18 [5] (0:12.18)							
Average Speed [km/h]	51.5	67.8	66.5	62.9	62.6	59.2							
Top Speed [km/h]	67.5	68.6	68.1	63.8	64.4	61.4							
Avg. Dist. to Rail [m]	3.8	3.1	4.3	5.6	5.8	5.3							
Avg. Stride Freq. [Hz]	2.4	2.5	2.4	2.3	2.3	2.3							
Avg. Stride Length [m]	5.8	7.3	7.5	7.4	7.2	7.2							





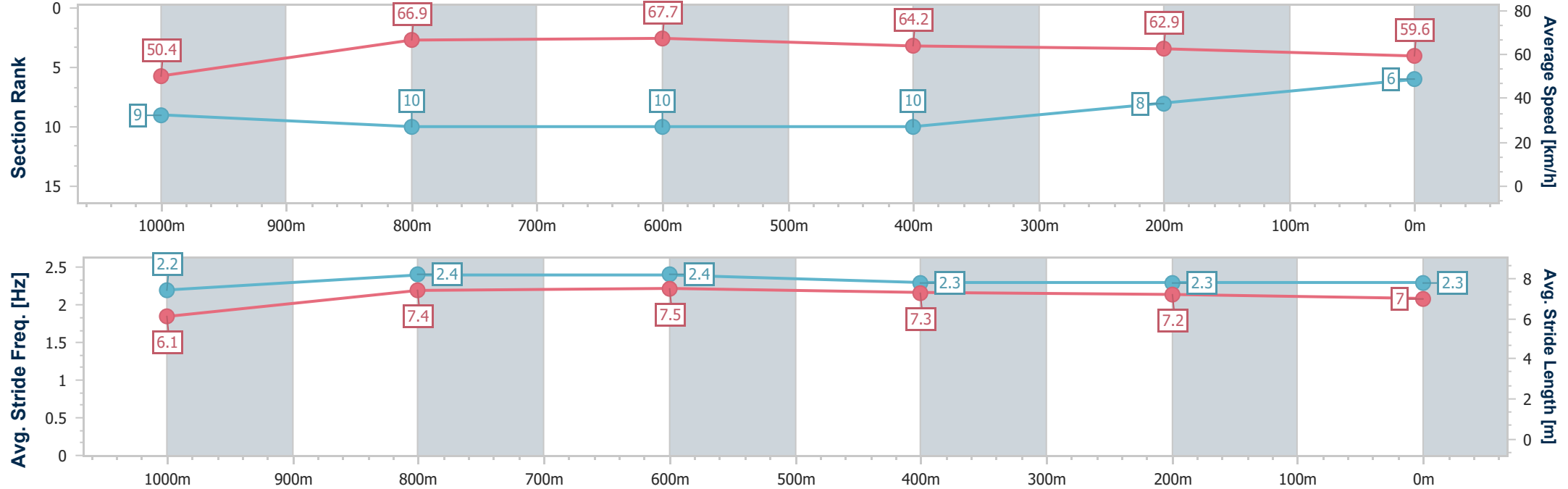
Horse/Jockey Name	Mr Oreo
Final Rank	6
Fastest Section Time (Section)	0:10.92 (800m)
Top Speed [km/h] (Section)	68.6 (800m)
Race State	Finished



TownsvilleProfessional  
Race 1: LADBROKES PUNTER ASSIST QTIS Three-Year-Old  
Maiden Plate - 1200m  
24 January 2026 - 11:56  
Track Rating: Soft 5, Weather: Fine, Rail Position: +4.5m 1000-  
W/Post; +2m Remainder.



Section	Overall	1000m	800m	600m	400m	200m							
Section Times	1:11.47 [6] (0:14.32)	0:57.15 [9] (0:11.02)	0:46.13 [10] (0:10.92)	0:35.21 [10] (0:11.55)	0:23.66 [10] (0:11.59)	0:12.07 [8] (0:12.07)							
Average Speed [km/h]	50.4	66.9	67.7	64.2	62.9	59.6							
Top Speed [km/h]	65.0	68.1	68.6	65.4	63.4	61.7							
Avg. Dist. to Rail [m]	5.7	4.5	5.6	6.1	6.5	8.2							
Avg. Stride Freq. [Hz]	2.2	2.4	2.4	2.3	2.3	2.3							
Avg. Stride Length [m]	6.1	7.4	7.5	7.3	7.2	7.0							





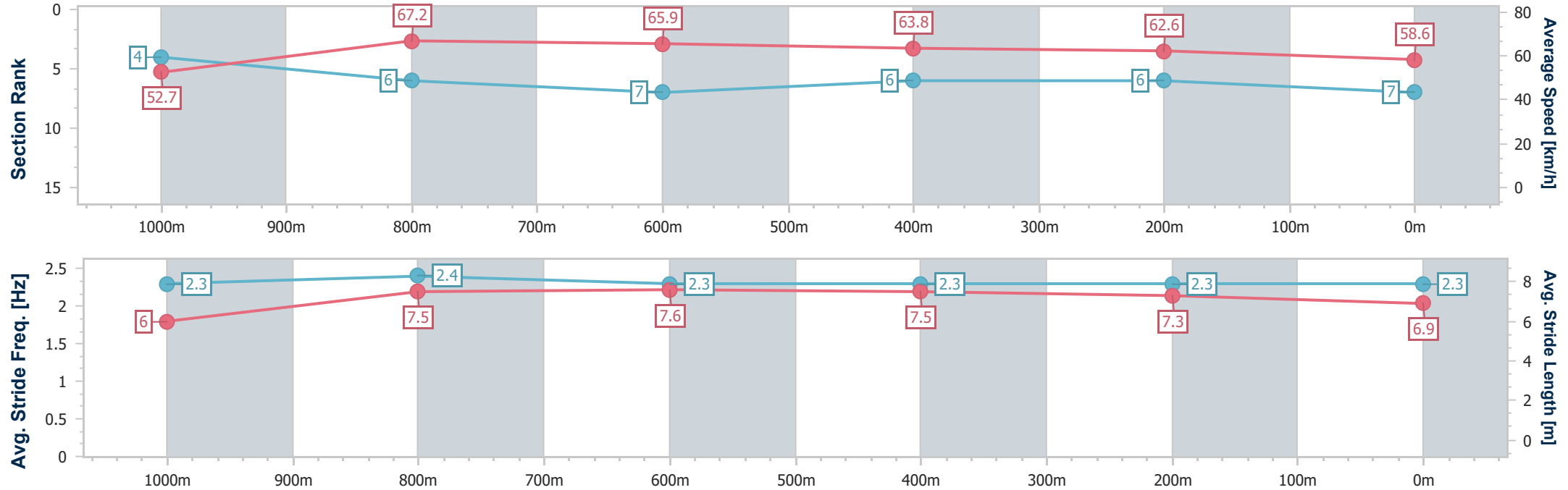
Horse/Jockey Name	Notforthemoney
Final Rank	7
Fastest Section Time (Section)	0:11.02 (1000m)
Top Speed [km/h] (Section)	68.6 (1000m)
Race State	Finished



TownsvilleProfessional  
Race 1: LADBROKES PUNTER ASSIST QTIS Three-Year-Old  
Maiden Plate - 1200m  
24 January 2026 - 11:56  
Track Rating: Soft 5, Weather: Fine, Rail Position: +4.5m 1000-  
W/Post; +2m Remainder.



Section	Overall	1000m	800m	600m	400m	200m							
Section Times	1:11.54 [7] (0:13.73)	0:57.81 [4] (0:11.02)	0:46.79 [6] (0:11.24)	0:35.55 [7] (0:11.62)	0:23.93 [6] (0:11.67)	0:12.26 [6] (0:12.26)							
Average Speed [km/h]	52.7	67.2	65.9	63.8	62.6	58.6							
Top Speed [km/h]	67.8	68.6	68.5	64.5	63.7	61.3							
Avg. Dist. to Rail [m]	8.2	5.8	6.1	6.3	8.3	11.0							
Avg. Stride Freq. [Hz]	2.3	2.4	2.3	2.3	2.3	2.3							
Avg. Stride Length [m]	6.0	7.5	7.6	7.5	7.3	6.9							





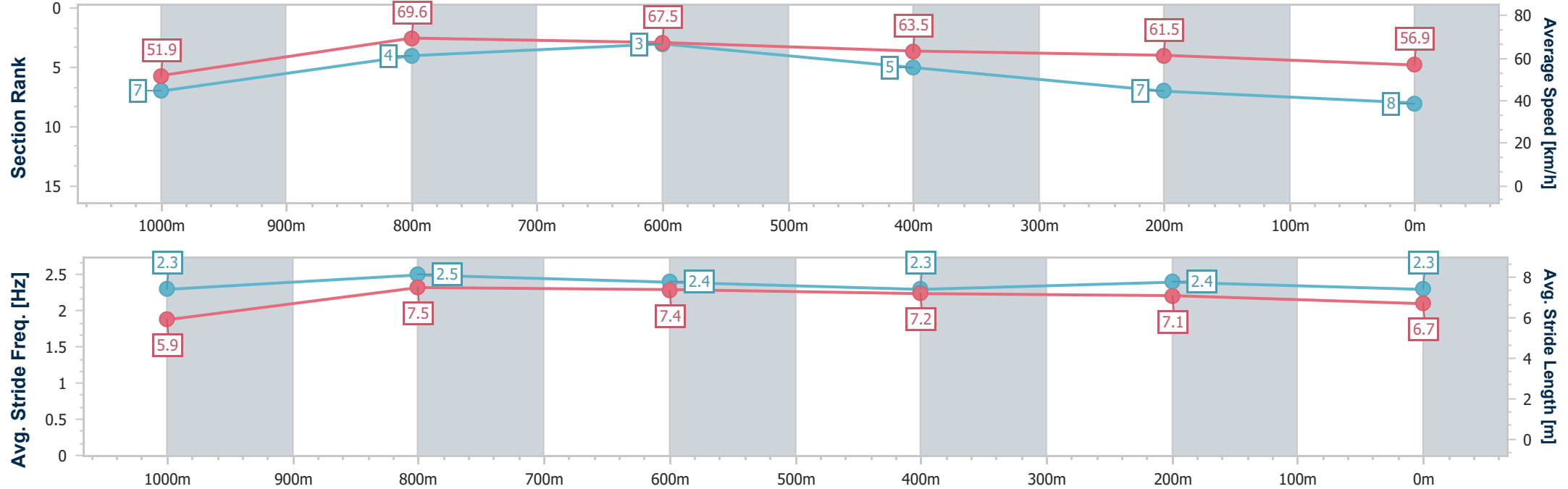
Horse/Jockey Name	Miss Kiyoshi
Final Rank	8
Fastest Section Time (Section)	0:10.61 (1000m)
Top Speed [km/h] (Section)	70.1 (800m)
Race State	Finished



TownsvilleProfessional  
Race 1: LADBROKES PUNTER ASSIST QTIS Three-Year-Old  
Maiden Plate - 1200m  
24 January 2026 - 11:56  
Track Rating: Soft 5, Weather: Fine, Rail Position: +4.5m 1000-  
W/Post; +2m Remainder.



Section	Overall	1000m	800m	600m	400m	200m							
Section Times	1:12.02 [8] (0:14.00)	0:58.02 [7] (0:10.61)	0:47.41 [4] (0:11.04)	0:36.37 [3] (0:11.79)	0:24.58 [5] (0:11.90)	0:12.68 [7] (0:12.68)							
Average Speed [km/h]	51.9	69.6	67.5	63.5	61.5	56.9							
Top Speed [km/h]	69.3	70.1	70.1	64.6	63.1	60.1							
Avg. Dist. to Rail [m]	12.7	5.4	6.8	8.1	9.4	10.6							
Avg. Stride Freq. [Hz]	2.3	2.5	2.4	2.3	2.4	2.3							
Avg. Stride Length [m]	5.9	7.5	7.4	7.2	7.1	6.7							





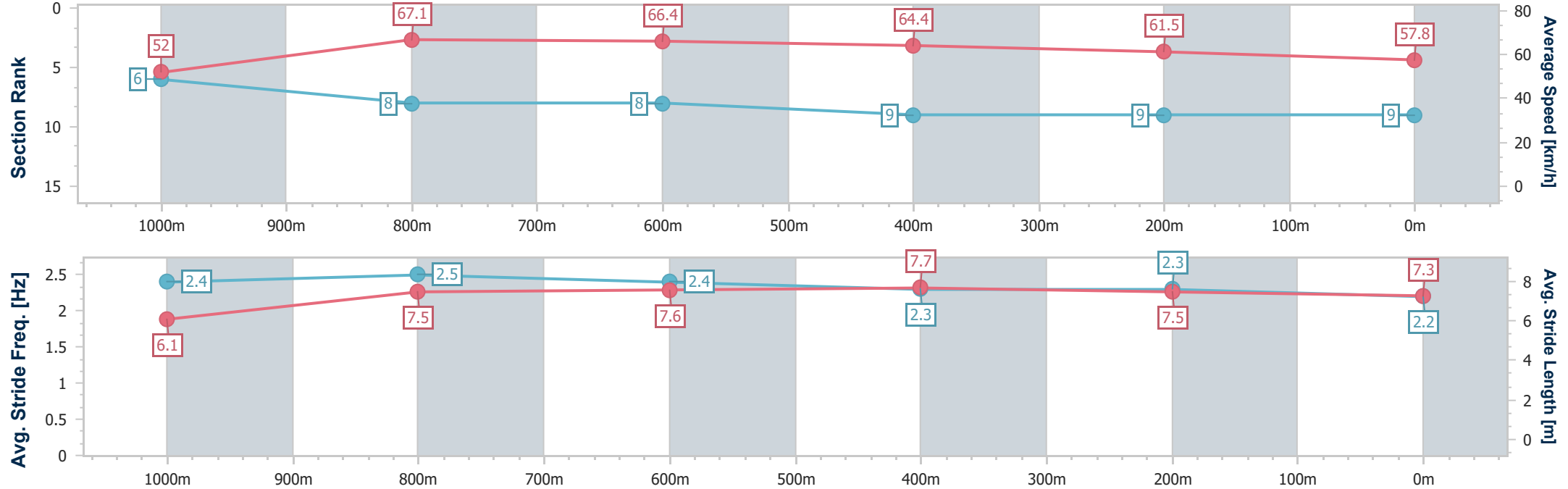
Horse/Jockey Name	High Sobriety
Final Rank	9
Fastest Section Time (Section)	0:10.99 (1000m)
Top Speed [km/h] (Section)	68.4 (800m)
Race State	Finished



TownsvilleProfessional  
Race 1: LADBROKES PUNTER ASSIST QTIS Three-Year-Old  
Maiden Plate - 1200m  
24 January 2026 - 11:56  
Track Rating: Soft 5, Weather: Fine, Rail Position: +4.5m 1000-  
W/Post; +2m Remainder.



Section	Overall	1000m	800m	600m	400m	200m							
Section Times	1:12.10 [9] (0:13.90)	0:58.20 [6] (0:10.99)	0:47.21 [8] (0:11.24)	0:35.97 [8] (0:11.59)	0:24.38 [9] (0:11.93)	0:12.45 [9] (0:12.45)							
Average Speed [km/h]	52.0	67.1	66.4	64.4	61.5	57.8							
Top Speed [km/h]	67.6	68.3	68.4	65.6	62.3	60.3							
Avg. Dist. to Rail [m]	8.4	5.1	7.5	7.5	9.3	9.9							
Avg. Stride Freq. [Hz]	2.4	2.5	2.4	2.3	2.3	2.2							
Avg. Stride Length [m]	6.1	7.5	7.6	7.7	7.5	7.3							





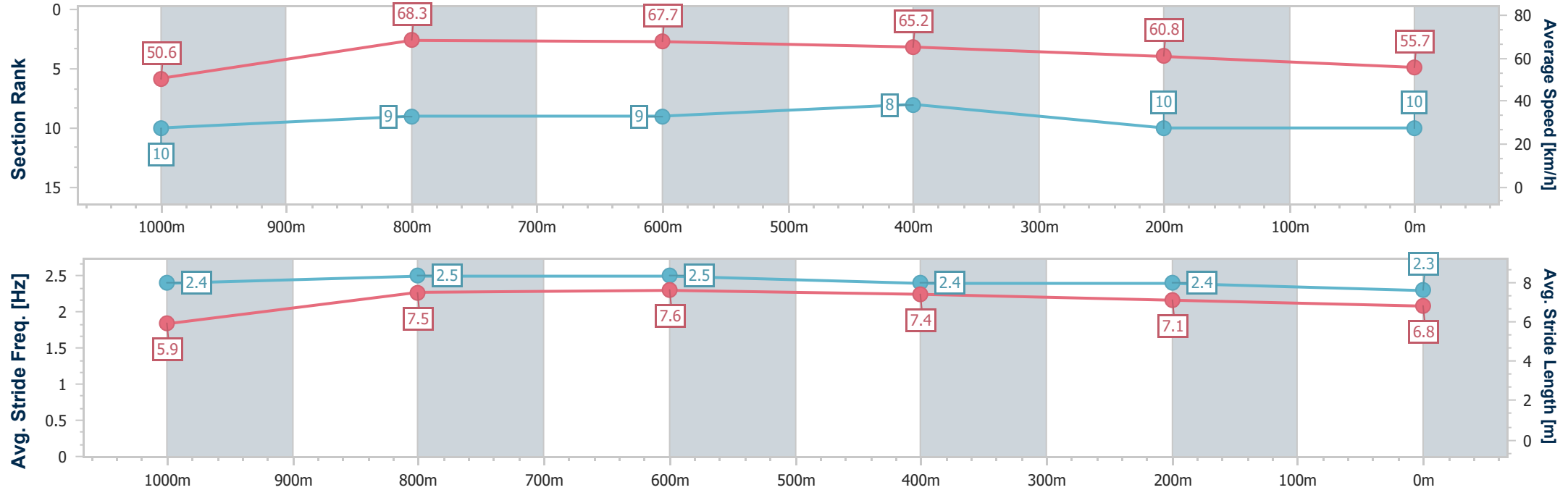
Horse/Jockey Name	Miss The Music
Final Rank	10
Fastest Section Time (Section)	0:10.83 (1000m)
Top Speed [km/h] (Section)	69.7 (1000m)
Race State	Finished



TownsvilleProfessional  
Race 1: LADBROKES PUNTER ASSIST QTIS Three-Year-Old  
Maiden Plate - 1200m  
24 January 2026 - 11:56  
Track Rating: Soft 5, Weather: Fine, Rail Position: +4.5m 1000-  
W/Post; +2m Remainder.



Section	Overall	1000m	800m	600m	400m	200m							
Section Times	1:12.61 [10] (0:14.32)	0:58.29 [10] (0:10.83)	0:47.46 [9] (0:11.01)	0:36.45 [9] (0:11.47)	0:24.98 [8] (0:12.04)	0:12.94 [10] (0:12.94)							
Average Speed [km/h]	50.6	68.3	67.7	65.2	60.8	55.7							
Top Speed [km/h]	66.8	69.7	69.4	67.2	63.6	59.2							
Avg. Dist. to Rail [m]	9.0	5.7	7.3	7.7	9.1	9.9							
Avg. Stride Freq. [Hz]	2.4	2.5	2.5	2.4	2.4	2.3							
Avg. Stride Length [m]	5.9	7.5	7.6	7.4	7.1	6.8							







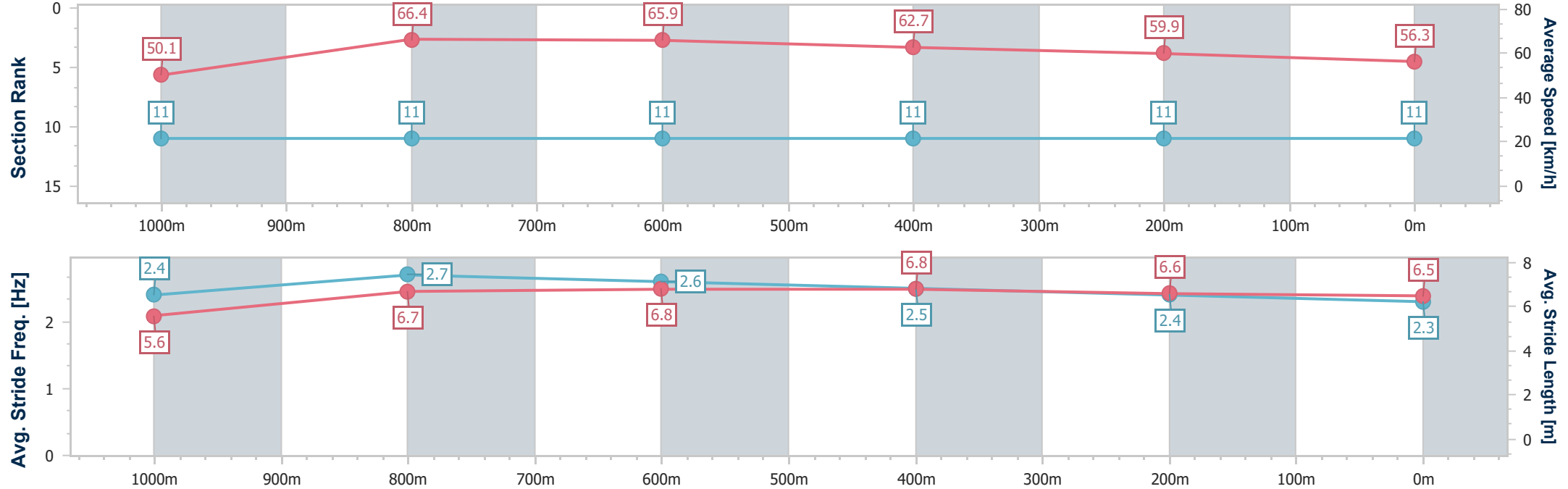
Horse/Jockey Name	Jot Girl
Final Rank	11
Fastest Section Time (Section)	0:10.98 (1000m)
Top Speed [km/h] (Section)	67.6 (1000m)
Race State	Finished



TownsvilleProfessional  
Race 1: LADBROKES PUNTER ASSIST QTIS Three-Year-Old  
Maiden Plate - 1200m  
24 January 2026 - 11:56  
Track Rating: Soft 5, Weather: Fine, Rail Position: +4.5m 1000-  
W/Post; +2m Remainder.



Section	Overall	1000m	800m	600m	400m	200m							
Section Times	1:13.33 [11] (0:14.40)	0:58.93 [11] (0:10.98)	0:47.95 [11] (0:11.16)	0:36.79 [11] (0:11.85)	0:24.94 [11] (0:12.13)	0:12.81 [11] (0:12.81)							
Average Speed [km/h]	50.1	66.4	65.9	62.7	59.9	56.3							
Top Speed [km/h]	65.4	67.6	67.1	64.5	61.6	58.2							
Avg. Dist. to Rail [m]	3.9	2.9	4.4	6.4	5.0	5.4							
Avg. Stride Freq. [Hz]	2.4	2.7	2.6	2.5	2.4	2.3							
Avg. Stride Length [m]	5.6	6.7	6.8	6.8	6.6	6.5							





# Townsville Professional

## Race 2: THE VICTORY BAR & GRILL BENCHMARK 65 Handicap - 2000m

24 January 2026 - 12:35



Track Rating: Soft 5, Weather: Fine, Rail Position: +4.5m 1000-W/Post; +2m Remainder.

Section						Overall	1800m	1600m	1400m	1200m	1000m	800m	Last 600m	
Field Times						2:03.66 (0:13.78)	1:49.88 (0:11.87)	1:38.01 (0:12.40)	1:25.61 (0:11.62)	1:13.99 (0:12.02)	1:01.97 (0:12.67)	0:49.30 (0:12.65)	0:36.65	
Rank	TAB	Horse/Jockey	Barrier	Top Speed [km/h]	Fastest Section									Distance Travelled [m]
1	3	GARINION RIGH	6	63.2	0:11.81	2:03.66 [1]	1:49.82 [3]	1:37.78 [4]	1:25.21 [4]	1:13.13 [4]	1:01.17 [3]	0:48.76 [4]	0:36.18	
		Fiona Sandkuhl		400m	400m	(0:13.84)	(0:12.04)	(0:12.57)	(0:12.08)	(0:11.96)	(0:12.41)	(0:12.58)		
2	4	KHAMIS	2	63.9	0:11.74	2:03.69 [2]	1:49.40 [5]	1:37.66 [5]	1:25.17 [5]	1:13.14 [5]	1:01.11 [5]	0:48.67 [5]	0:36.25	-8
		Olivia Kendal		1800m	1800m	(0:14.29)	(0:11.74)	(0:12.49)	(0:12.03)	(0:12.03)	(0:12.44)	(0:12.42)		
3	1	JOE'S GIGGLE	1	63.2	0:11.83	2:04.32 [3]	1:50.50 [2]	1:38.67 [1]	1:26.27 [1]	1:14.38 [2]	1:02.33 [2]	0:49.68 [2]	0:37.17	-6
		Jackson Murphy		1800m	1800m	(0:13.82)	(0:11.83)	(0:12.40)	(0:11.89)	(0:12.05)	(0:12.65)	(0:12.51)		
4	5	NOT WORTH IT	5	62.3	0:11.84	2:05.17 [4]	1:50.81 [6]	1:38.70 [6]	1:26.18 [6]	1:14.14 [6]	1:02.30 [6]	0:50.03 [6]	0:37.60	+0
		Ron Stewart		600m	1200m	(0:14.36)	(0:12.11)	(0:12.52)	(0:12.04)	(0:11.84)	(0:12.27)	(0:12.43)		
5	2	MOOLOOLABA	7	64.0	0:11.60	2:05.43 [5]	1:51.55 [4]	1:39.60 [3]	1:27.36 [2]	1:15.76 [1]	1:03.74 [1]	0:51.07 [1]	0:38.42	-3
		Ryan Wiggins		1400m	1400m	(0:13.88)	(0:11.95)	(0:12.24)	(0:11.60)	(0:12.02)	(0:12.67)	(0:12.65)		
6	7	STAR CHANCE	3	64.6	0:11.91	2:05.46 [6]	1:51.68 [1]	1:39.77 [2]	1:27.15 [3]	1:15.04 [3]	1:02.97 [3]	0:50.59 [3]	0:38.16	-5
		Fred Larson		1800m	1800m	(0:13.78)	(0:11.91)	(0:12.62)	(0:12.11)	(0:12.07)	(0:12.38)	(0:12.43)		
7	6	TORQUE ESPAGNA	4	62.1	0:11.88	2:05.69 [7]	1:51.05 [7]	1:39.04 [7]	1:26.63 [7]	1:14.58 [7]	1:02.70 [7]	0:50.52 [7]	0:38.05	-8
		Ashvin Goindasamy		1800m	1200m	(0:14.64)	(0:12.01)	(0:12.41)	(0:12.05)	(0:11.88)	(0:12.18)	(0:12.47)		



# Townsville Professional

## Race 2: THE VICTORY BAR & GRILL BENCHMARK 65 Handicap - 2000m

24 January 2026 - 12:35



Track Rating: Soft 5, Weather: Fine, Rail Position: +4.5m 1000-W/Post; +2m Remainder.

Section						600m	400m	200m			Last 600m
Field Times						0:36.65 (0:12.41)	0:24.24 (0:12.07)	0:12.17 (0:12.17)			0:36.65
Rank	TAB	Horse/Jockey	Barrier	Top Speed [km/h]	Fastest Section				Margin		
1	3	GARINION RIGH	6	63.2	0:11.81	0:36.18 [5]	0:23.98 [4]	0:12.17 [1]	2:03.66		
		Fiona Sandkuhl		400m	400m	(0:12.20)	(0:11.81)	(0:12.17)			
2	4	KHAMIS	2	63.9	0:11.74	0:36.25 [4]	0:24.03 [3]	0:12.10 [3]	0.17L	0:36.25	-8
		Olivia Kendal		1800m	1800m	(0:12.22)	(0:11.93)	(0:12.10)			
3	1	JOE'S GIGGLE	1	63.2	0:11.83	0:37.17 [2]	0:24.90 [1]	0:12.77 [2]	3.85L	0:37.17	-6
		Jackson Murphy		1800m	1800m	(0:12.27)	(0:12.13)	(0:12.77)			
4	5	NOT WORTH IT	5	62.3	0:11.84	0:37.60 [6]	0:25.27 [6]	0:12.95 [5]	8.88L	0:37.60	+0
		Ron Stewart		600m	1200m	(0:12.33)	(0:12.32)	(0:12.95)			
5	2	MOOLOOLABA	7	64.0	0:11.60	0:38.42 [1]	0:25.94 [2]	0:13.24 [4]	10.36L	0:38.42	-3
		Ryan Wiggins		1400m	1400m	(0:12.48)	(0:12.70)	(0:13.24)			
6	7	STAR CHANCE	3	64.6	0:11.91	0:38.16 [3]	0:25.65 [5]	0:13.11 [6]	10.57L	0:38.16	-5
		Fred Larson		1800m	1800m	(0:12.51)	(0:12.54)	(0:13.11)			
7	6	TORQUE ESPAGNA	4	62.1	0:11.88	0:38.05 [7]	0:25.62 [7]	0:13.06 [7]	11.89L	0:38.05	-8
		Ashvin Goindasamy		1800m	1200m	(0:12.43)	(0:12.56)	(0:13.06)			



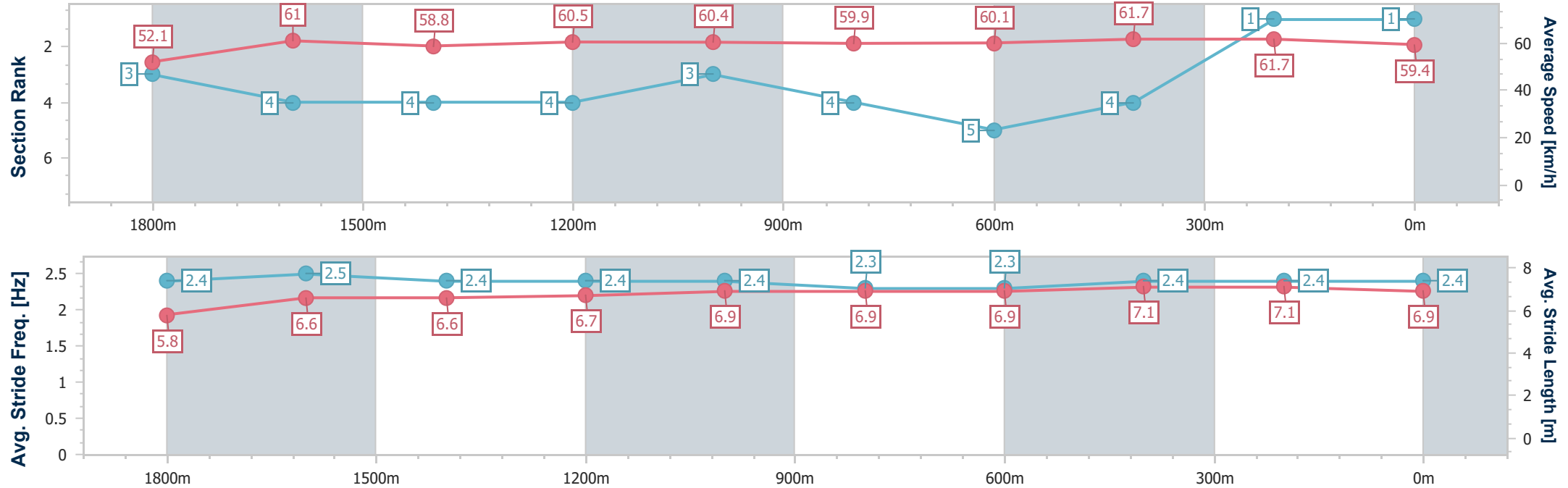
Horse/Jockey Name	Garinion Righ
Final Rank	1
Fastest Section Time (Section)	0:11.81 (400m)
Top Speed [km/h] (Section)	63.2 (400m)
Race State	Finished



TownsvilleProfessional  
Race 2: THE VICTORY BAR & GRILL BENCHMARK 65  
Handicap - 2000m  
24 January 2026 - 12:35  
Track Rating: Soft 5, Weather: Fine, Rail Position: +4.5m 1000-  
W/Post; +2m Remainder.



Section	Overall	1800m	1600m	1400m	1200m	1000m	800m	600m	400m	200m			
Section Times	2:03.66 [1] (0:13.84)	1:49.82 [3] (0:12.04)	1:37.78 [4] (0:12.57)	1:25.21 [4] (0:12.08)	1:13.13 [4] (0:11.96)	1:01.17 [3] (0:12.41)	0:48.76 [4] (0:12.58)	0:36.18 [5] (0:12.20)	0:23.98 [4] (0:11.81)	0:12.17 [1] (0:12.17)			
Average Speed [km/h]	52.1	61.0	58.8	60.5	60.4	59.9	60.1	61.7	61.7	59.4			
Top Speed [km/h]	62.0	62.0	60.3	61.3	61.0	60.9	62.2	62.2	63.2	61.7			
Avg. Dist. to Rail [m]	12.1	6.8	3.8	4.6	4.6	6.6	10.2	9.0	8.4	11.8			
Avg. Stride Freq. [Hz]	2.4	2.5	2.4	2.4	2.4	2.3	2.3	2.4	2.4	2.4			
Avg. Stride Length [m]	5.8	6.6	6.6	6.7	6.9	6.9	6.9	7.1	7.1	6.9			





Horse/Jockey Name	Khamis
Final Rank	2
Fastest Section Time (Section)	0:11.74 (1800m)
Top Speed [km/h] (Section)	63.9 (1800m)
Race State	Finished

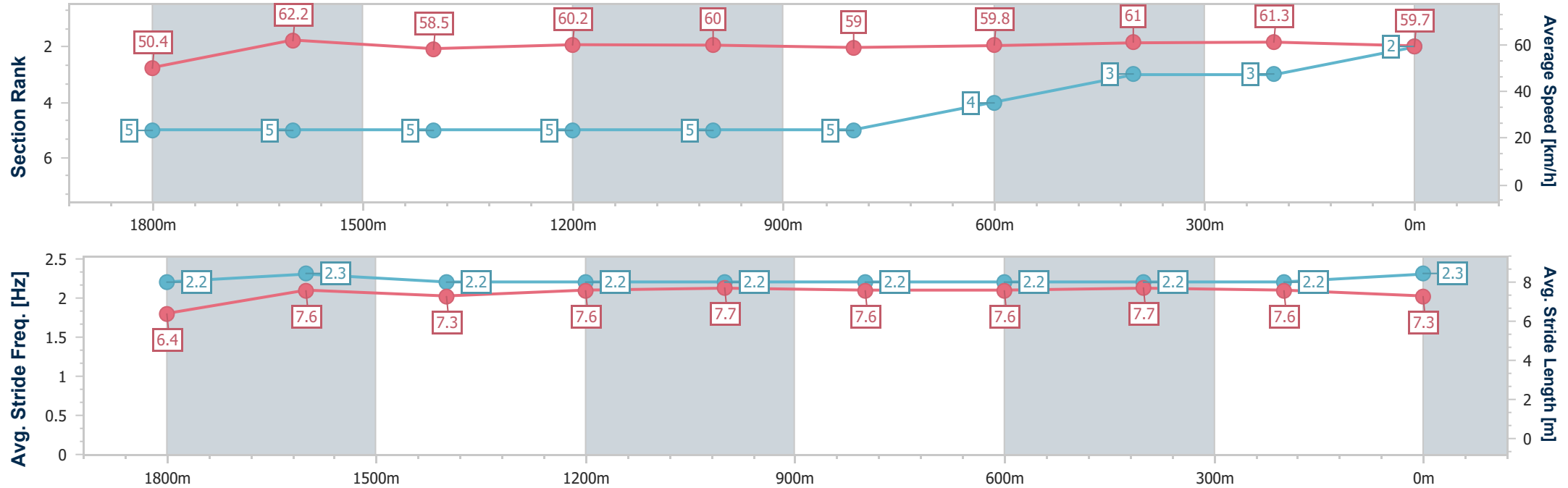


TownsvilleProfessional  
Race 2: THE VICTORY BAR & GRILL BENCHMARK 65  
Handicap - 2000m

24 January 2026 - 12:35  
Track Rating: Soft 5, Weather: Fine, Rail Position: +4.5m 1000-  
W/Post; +2m Remainder.



Section	Overall	1800m	1600m	1400m	1200m	1000m	800m	600m	400m	200m			
Section Times	2:03.69 [2] (0:14.29)	1:49.40 [5] (0:11.74)	1:37.66 [5] (0:12.49)	1:25.17 [5] (0:12.03)	1:13.14 [5] (0:12.03)	1:01.11 [5] (0:12.44)	0:48.67 [5] (0:12.42)	0:36.25 [4] (0:12.22)	0:24.03 [3] (0:11.93)	0:12.10 [3] (0:12.10)			
Average Speed [km/h]	50.4	62.2	58.5	60.2	60.0	59.0	59.8	61.0	61.3	59.7			
Top Speed [km/h]	61.4	63.9	60.1	61.4	61.0	59.9	61.3	61.6	61.5	61.2			
Avg. Dist. to Rail [m]	8.0	4.6	2.0	2.0	2.0	4.1	6.3	7.3	9.1	10.8			
Avg. Stride Freq. [Hz]	2.2	2.3	2.2	2.2	2.2	2.2	2.2	2.2	2.2	2.3			
Avg. Stride Length [m]	6.4	7.6	7.3	7.6	7.7	7.6	7.6	7.7	7.6	7.3			



[ ] Ranking at each section and finish  
-.-.- No data available at this section  
NA No data available



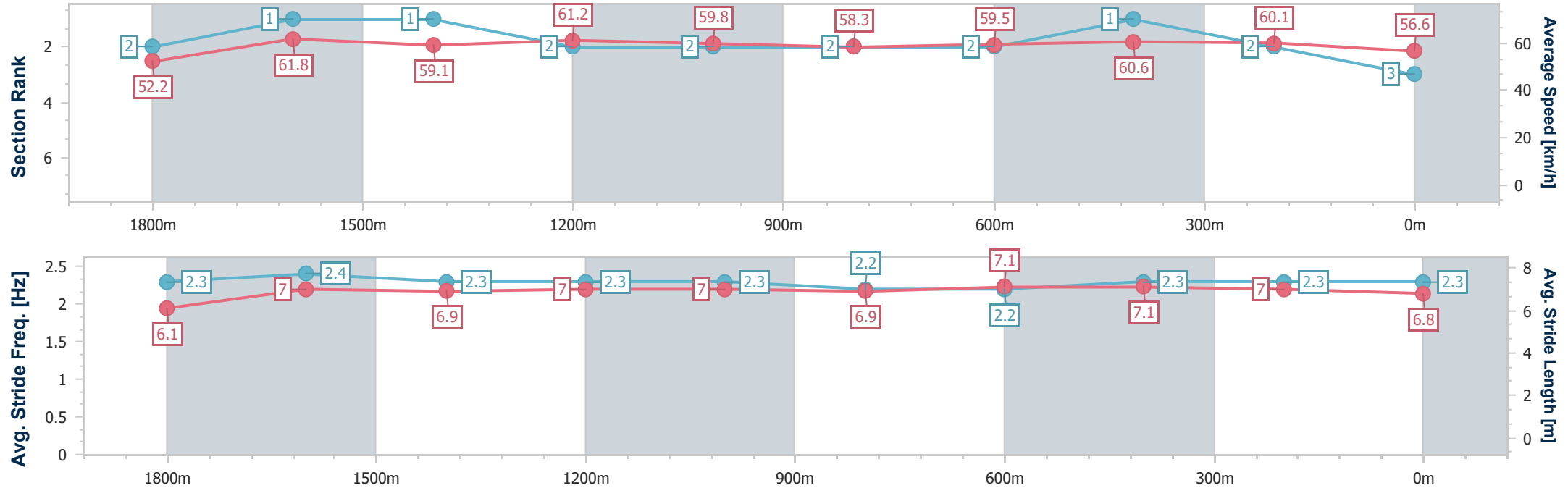
Horse/Jockey Name	Joe's Giggle
Final Rank	3
Fastest Section Time (Section)	0:11.83 (1800m)
Top Speed [km/h] (Section)	63.2 (1800m)
Race State	Finished



TownsvilleProfessional  
Race 2: THE VICTORY BAR & GRILL BENCHMARK 65  
Handicap - 2000m  
24 January 2026 - 12:35  
Track Rating: Soft 5, Weather: Fine, Rail Position: +4.5m 1000-  
W/Post; +2m Remainder.



Section	Overall	1800m	1600m	1400m	1200m	1000m	800m	600m	400m	200m			
Section Times	2:04.32 [3] (0:13.82)	1:50.50 [2] (0:11.83)	1:38.67 [1] (0:12.40)	1:26.27 [1] (0:11.89)	1:14.38 [2] (0:12.05)	1:02.33 [2] (0:12.65)	0:49.68 [2] (0:12.51)	0:37.17 [2] (0:12.27)	0:24.90 [1] (0:12.13)	0:12.77 [2] (0:12.77)			
Average Speed [km/h]	52.2	61.8	59.1	61.2	59.8	58.3	59.5	60.6	60.1	56.6			
Top Speed [km/h]	62.5	63.2	61.2	61.9	61.0	59.0	61.2	61.4	60.8	59.8			
Avg. Dist. to Rail [m]	9.2	5.7	2.7	3.3	3.4	4.9	6.4	6.7	7.8	9.8			
Avg. Stride Freq. [Hz]	2.3	2.4	2.3	2.3	2.3	2.2	2.2	2.3	2.3	2.3			
Avg. Stride Length [m]	6.1	7.0	6.9	7.0	7.0	6.9	7.1	7.1	7.0	6.8			





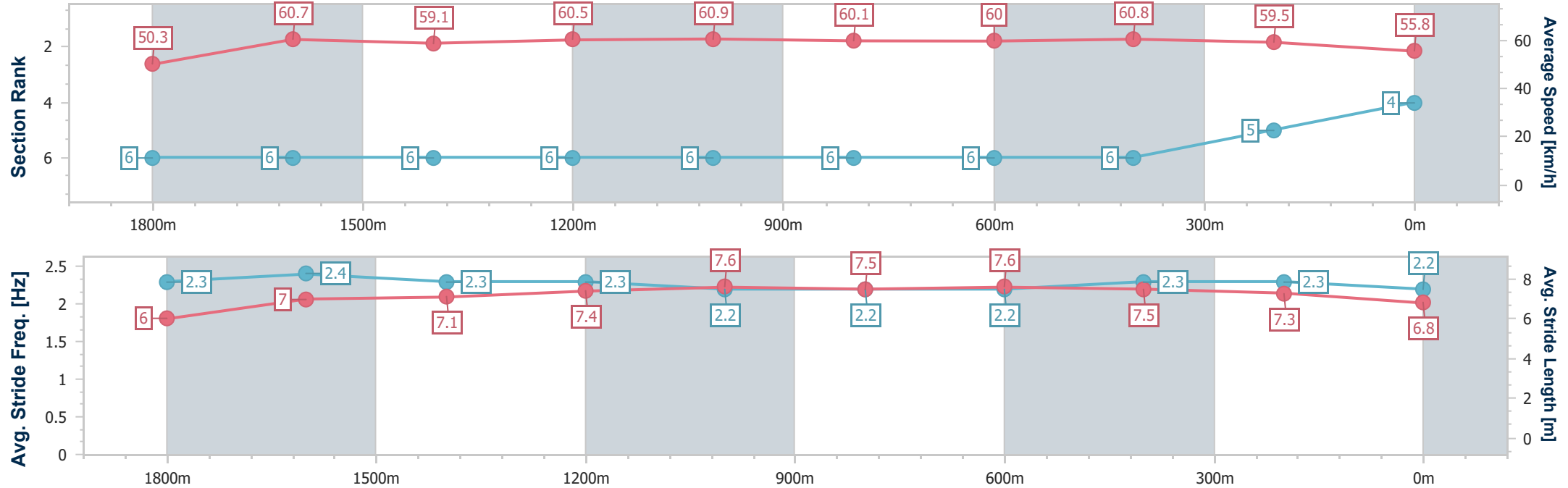
Horse/Jockey Name	Not Worth It
Final Rank	4
Fastest Section Time (Section)	0:11.84 (1200m)
Top Speed [km/h] (Section)	62.3 (600m)
Race State	Finished



TownsvilleProfessional  
Race 2: THE VICTORY BAR & GRILL BENCHMARK 65  
Handicap - 2000m  
24 January 2026 - 12:35  
Track Rating: Soft 5, Weather: Fine, Rail Position: +4.5m 1000-  
W/Post; +2m Remainder.



Section	Overall	1800m	1600m	1400m	1200m	1000m	800m	600m	400m	200m			
Section Times	2:05.17 [4] (0:14.36)	1:50.81 [6] (0:12.11)	1:38.70 [6] (0:12.52)	1:26.18 [6] (0:12.04)	1:14.14 [6] (0:11.84)	1:02.30 [6] (0:12.27)	0:50.03 [6] (0:12.43)	0:37.60 [6] (0:12.33)	0:25.27 [6] (0:12.32)	0:12.95 [5] (0:12.95)			
Average Speed [km/h]	50.3	60.7	59.1	60.5	60.9	60.1	60.0	60.8	59.5	55.8			
Top Speed [km/h]	60.6	61.2	60.7	61.3	61.8	61.3	62.2	62.3	60.5	58.3			
Avg. Dist. to Rail [m]	11.3	6.7	4.1	3.2	2.9	4.9	7.1	8.3	10.6	12.3			
Avg. Stride Freq. [Hz]	2.3	2.4	2.3	2.3	2.2	2.2	2.2	2.3	2.3	2.2			
Avg. Stride Length [m]	6.0	7.0	7.1	7.4	7.6	7.5	7.6	7.5	7.3	6.8			





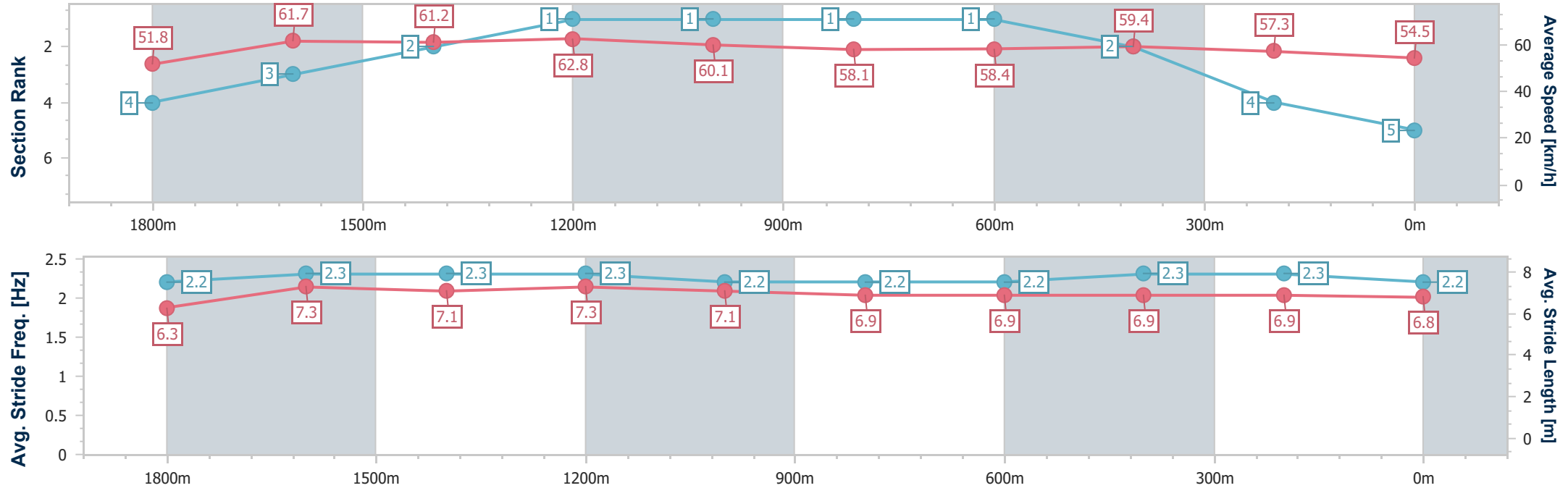
Horse/Jockey Name	Mooloolaba
Final Rank	5
Fastest Section Time (Section)	0:11.60 (1400m)
Top Speed [km/h] (Section)	64.0 (1400m)
Race State	Finished



TownsvilleProfessional  
Race 2: THE VICTORY BAR & GRILL BENCHMARK 65  
Handicap - 2000m  
24 January 2026 - 12:35  
Track Rating: Soft 5, Weather: Fine, Rail Position: +4.5m 1000-  
W/Post; +2m Remainder.



Section	Overall	1800m	1600m	1400m	1200m	1000m	800m	600m	400m	200m			
Section Times	2:05.43 [5] (0:13.88)	1:51.55 [4] (0:11.95)	1:39.60 [3] (0:12.24)	1:27.36 [2] (0:11.60)	1:15.76 [1] (0:12.02)	1:03.74 [1] (0:12.67)	0:51.07 [1] (0:12.65)	0:38.42 [1] (0:12.48)	0:25.94 [2] (0:12.70)	0:13.24 [4] (0:13.24)			
Average Speed [km/h]	51.8	61.7	61.2	62.8	60.1	58.1	58.4	59.4	57.3	54.5			
Top Speed [km/h]	62.0	62.7	63.6	64.0	61.5	58.8	59.9	60.2	58.7	55.9			
Avg. Dist. to Rail [m]	13.5	8.1	5.5	4.3	3.6	4.4	5.5	5.6	5.3	5.4			
Avg. Stride Freq. [Hz]	2.2	2.3	2.3	2.3	2.2	2.2	2.2	2.3	2.3	2.2			
Avg. Stride Length [m]	6.3	7.3	7.1	7.3	7.1	6.9	6.9	6.9	6.9	6.8			







Horse/Jockey Name	Star Chance
Final Rank	6
Fastest Section Time (Section)	0:11.91 (1800m)
Top Speed [km/h] (Section)	64.6 (1800m)
Race State	Finished

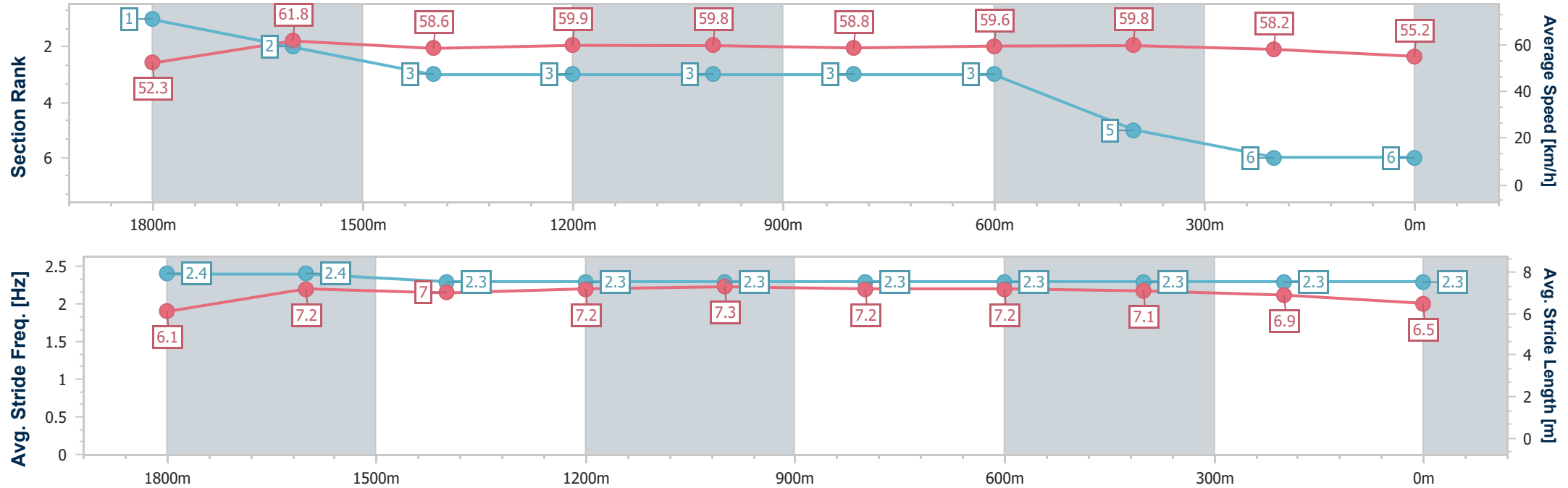


TownsvilleProfessional  
Race 2: THE VICTORY BAR & GRILL BENCHMARK 65  
Handicap - 2000m

24 January 2026 - 12:35  
Track Rating: Soft 5, Weather: Fine, Rail Position: +4.5m 1000-  
W/Post; +2m Remainder.



Section	Overall	1800m	1600m	1400m	1200m	1000m	800m	600m	400m	200m			
Section Times	2:05.46 [6] (0:13.78)	1:51.68 [1] (0:11.91)	1:39.77 [2] (0:12.62)	1:27.15 [3] (0:12.11)	1:15.04 [3] (0:12.07)	1:02.97 [3] (0:12.38)	0:50.59 [3] (0:12.43)	0:38.16 [3] (0:12.51)	0:25.65 [5] (0:12.54)	0:13.11 [6] (0:13.11)			
Average Speed [km/h]	52.3	61.8	58.6	59.9	59.8	58.8	59.6	59.8	58.2	55.2			
Top Speed [km/h]	64.3	64.6	59.7	61.5	61.2	60.5	60.7	61.6	59.7	58.2			
Avg. Dist. to Rail [m]	10.1	6.7	3.7	2.7	1.6	2.6	5.8	8.0	8.7	11.3			
Avg. Stride Freq. [Hz]	2.4	2.4	2.3	2.3	2.3	2.3	2.3	2.3	2.3	2.3			
Avg. Stride Length [m]	6.1	7.2	7.0	7.2	7.3	7.2	7.2	7.1	6.9	6.5			



[ ] Ranking at each section and finish  
-.-.- No data available at this section  
NA No data available



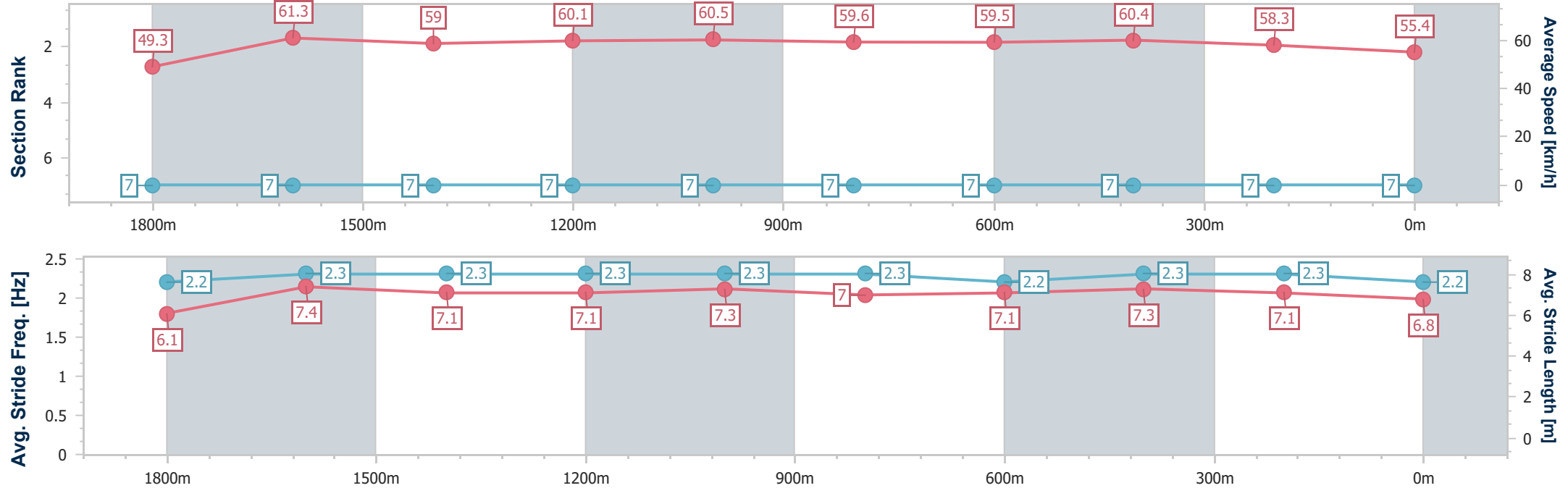
Horse/Jockey Name	Torque Espagna
Final Rank	7
Fastest Section Time (Section)	0:11.88 (1200m)
Top Speed [km/h] (Section)	62.1 (1800m)
Race State	Finished



TownsvilleProfessional  
Race 2: THE VICTORY BAR & GRILL BENCHMARK 65  
Handicap - 2000m  
24 January 2026 - 12:35  
Track Rating: Soft 5, Weather: Fine, Rail Position: +4.5m 1000-  
W/Post; +2m Remainder.



Section	Overall	1800m	1600m	1400m	1200m	1000m	800m	600m	400m	200m			
Section Times	2:05.69 [7] (0:14.64)	1:51.05 [7] (0:12.01)	1:39.04 [7] (0:12.41)	1:26.63 [7] (0:12.05)	1:14.58 [7] (0:11.88)	1:02.70 [7] (0:12.18)	0:50.52 [7] (0:12.47)	0:38.05 [7] (0:12.43)	0:25.62 [7] (0:12.56)	0:13.06 [7] (0:13.06)			
Average Speed [km/h]	49.3	61.3	59.0	60.1	60.5	59.6	59.5	60.4	58.3	55.4			
Top Speed [km/h]	61.1	62.1	60.1	60.8	61.1	60.6	60.3	61.2	60.0	58.1			
Avg. Dist. to Rail [m]	9.6	6.5	2.5	0.8	0.6	2.1	6.0	8.4	9.6	10.7			
Avg. Stride Freq. [Hz]	2.2	2.3	2.3	2.3	2.3	2.3	2.2	2.3	2.3	2.2			
Avg. Stride Length [m]	6.1	7.4	7.1	7.1	7.3	7.0	7.1	7.3	7.1	6.8			





# Townsville Professional

## Race 3: TOP SHELF TRAINING Maiden Plate - 1300m

24 January 2026 - 13:10



Track Rating: Soft 5, Weather: Fine, Rail Position: +4.5m 1000-W/Post; +2m Remainder.

Section					Overall	1200m	1000m	800m	600m	400m	Last 600m		
Field Times					1:17.80 (0:09.43)	1:08.37 (0:10.76)	0:57.61 (0:11.09)	0:46.52 (0:11.38)	0:35.14 (0:11.67)	0:23.47 (0:11.69)	0:00.00		
Rank	TAB	Horse/Jockey	Barrier	Top Speed [km/h]	Fastest Section							Distance Travelled [m]	
1	3	OHH ERROL	7	67.0	0:09.93	1:17.80 [1]	1:07.87 [9]	0:56.65 [8]	0:45.62 [8]	0:34.37 [8]	0:23.00 [8]	0:34.37	
		Sean Cormack		1000m	Overall	(0:09.93)	(0:11.22)	(0:11.03)	(0:11.25)	(0:11.37)	(0:11.31)		
2	9	MISSISSIPPI DREAM	2	66.6	0:09.47	1:17.92 [2]	1:08.45 [3]	0:57.55 [2]	0:46.41 [2]	0:35.08 [2]	0:23.45 [3]	0:35.08	-1
		Fred Larson		1200m	Overall	(0:09.47)	(0:10.90)	(0:11.14)	(0:11.33)	(0:11.63)	(0:11.55)		
3	4	SMOKIN REELS	5	Data was not able to be tracked for this horse		-:-:-	-:-:-	-:-:-	-:-:-	-:-:-	-:-:-	-:-:-	-----
		Jackson Murphy											
4	6	MR SUGAR DADDY	10	67.9	0:09.85	1:18.12 [4]	1:08.27 [7]	0:57.13 [7]	0:46.18 [6]	0:35.01 [4]	0:23.45 [6]	0:35.01	+2
		Nathan Thomas		1000m	Overall	(0:09.85)	(0:11.14)	(0:10.95)	(0:11.17)	(0:11.56)	(0:11.64)		
5	2	MARCH MADNESS	1	67.3	0:09.82	1:18.23 [5]	1:08.41 [6]	0:57.46 [5]	0:46.39 [5]	0:35.04 [6]	0:23.50 [7]	0:35.04	-2
		Wanderson D'Avila		1000m	Overall	(0:09.82)	(0:10.95)	(0:11.07)	(0:11.35)	(0:11.54)	(0:11.68)		
6	15	STELLAR LEGEND	11	67.3	0:09.89	1:18.25 [6]	1:08.36 [8]	0:56.88 [9]	0:45.81 [10]	0:34.50 [11]	0:23.18 [11]	0:34.50	+4
		Aidan Holt		1000m	Overall	(0:09.89)	(0:11.48)	(0:11.07)	(0:11.31)	(0:11.32)	(0:11.28)		
7	5	THE GENERAL TALKS	12	69.8	0:10.46	1:18.50 [7]	1:08.04 [12]	0:56.35 [12]	0:45.49 [12]	0:34.66 [12]	0:23.23 [12]	0:34.66	-1
		Amanda Thomson		800m	Overall	(0:10.46)	(0:11.69)	(0:10.86)	(0:10.83)	(0:11.43)	(0:11.39)		
8	12	STREAMELOT	13	69.1	0:10.09	1:18.64 [8]	1:08.55 [10]	0:56.97 [11]	0:46.10 [11]	0:34.99 [10]	0:23.64 [10]	0:34.99	-1
		Ashvin Goindasamy		1000m	Overall	(0:10.09)	(0:11.58)	(0:10.87)	(0:11.11)	(0:11.35)	(0:11.41)		
9	8	RED CITY SUN	6	67.2	0:10.09	1:18.67 [9]	1:08.58 [11]	0:57.25 [10]	0:46.33 [9]	0:35.09 [9]	0:23.76 [9]	0:35.09	+6
		Chris Whiteley		1000m	Overall	(0:10.09)	(0:11.33)	(0:10.92)	(0:11.24)	(0:11.33)	(0:11.46)		
10	13	VOLARE	4	66.4	0:09.70	1:18.71 [10]	1:09.01 [5]	0:57.91 [6]	0:46.76 [7]	0:35.40 [7]	0:24.08 [5]	0:35.40	+7
		Olivia Kendal		1200m	Overall	(0:09.70)	(0:11.10)	(0:11.15)	(0:11.36)	(0:11.32)	(0:11.61)		

Scratched: Essay Wine (#16), Notforthemoney (#7), I Swim I Win (#18), She's Got Lyrics (#11), Tyrannical (#17), Kadiatcha Man (#19), Calamaris (#20)



**Townsville Professional**  
**Race 3: TOP SHELF TRAINING Maiden Plate - 1300m**  
**24 January 2026 - 13:10**



Track Rating: Soft 5, Weather: Fine, Rail Position: +4.5m 1000-W/Post; +2m Remainder.

Section						Overall	1200m	1000m	800m	600m	400m	Last 600m	
Field Times						1:17.80 (0:09.43)	1:08.37 (0:10.76)	0:57.61 (0:11.09)	0:46.52 (0:11.38)	0:35.14 (0:11.67)	0:23.47 (0:11.69)	0:00.00	
Rank	TAB	Horse/Jockey	Barrier	Top Speed [km/h]	Fastest Section								Distance Travelled [m]
11	10	ROCK ON ANGEL	8	67.9	0:09.45	1:18.85 [11]	1:09.40 [2]	0:58.66 [1]	0:47.57 [1]	0:36.19 [1]	0:24.52 [1]	0:36.19	+2
		Fiona Sandkuhl		1200m	Overall	(0:09.45)	(0:10.74)	(0:11.09)	(0:11.38)	(0:11.67)	(0:11.73)		
12	14	MISSIN' DE QUO	9	66.9	0:09.43	1:19.45 [12]	1:10.02 [1]	0:58.92 [3]	0:47.74 [4]	0:36.33 [5]	0:24.90 [4]	0:36.33	+4
		Graham Kliese		1200m	Overall	(0:09.43)	(0:11.10)	(0:11.18)	(0:11.41)	(0:11.43)	(0:12.03)		
13	1	HERE'S MASON	3	67.5	0:09.55	1:19.49 [13]	1:09.94 [4]	0:58.94 [4]	0:47.87 [3]	0:36.60 [3]	0:25.08 [2]	0:36.60	-3
		Ryan Wiggins		1200m	Overall	(0:09.55)	(0:11.00)	(0:11.07)	(0:11.27)	(0:11.52)	(0:11.87)		

Scratched: Essay Wine (#16), Notforthemoney (#7), I Swim I Win (#18), She's Got Lyrics (#11), Tyrannical (#17), Kadiatcha Man (#19), Calamaris (#20)



**Townsville Professional**  
**Race 3: TOP SHELF TRAINING Maiden Plate - 1300m**  
**24 January 2026 - 13:10**



Track Rating: Soft 5, Weather: Fine, Rail Position: +4.5m 1000-W/Post; +2m Remainder.

Section Field Times				200m 0:11.78 (0:11.78)				Last 600m 0:00.00	
Rank	TAB	Horse/Jockey	Barrier	Top Speed [km/h]	Fastest Section	Margin	Margin	Distance Travelled [m]	
1	3	OHH ERROL Sean Cormack	7	67.0 1000m	0:09.93 Overall	0:11.69 [3] (0:11.69)	1:17.80	0:34.37	
2	9	MISSISSIPPI DREAM Fred Larson	2	66.6 1200m	0:09.47 Overall	0:11.90 [1] (0:11.90)	0.68L	0:35.08 -1	
3	4	SMOKIN REELS Jackson Murphy	5	Data was not able to be tracked for this horse		:-:--	1.55L	:-:-- ----	
4	6	MR SUGAR DADDY Nathan Thomas	10	67.9 1000m	0:09.85 Overall	0:11.81 [6] (0:11.81)	1.89L	0:35.01 +2	
5	2	MARCH MADNESS Wanderson D'Avila	1	67.3 1000m	0:09.82 Overall	0:11.82 [9] (0:11.82)	2.53L	0:35.04 -2	
6	15	STELLAR LEGEND Aidan Holt	11	67.3 1000m	0:09.89 Overall	0:11.90 [7] (0:11.90)	2.66L	0:34.50 +4	
7	5	THE GENERAL TALKS Amanda Thomson	12	69.8 800m	0:10.46 Overall	0:11.84 [12] (0:11.84)	4.11L	0:34.66 -1	
8	12	STREAMELOT Ashvin Goindasamy	13	69.1 1000m	0:10.09 Overall	0:12.23 [9] (0:12.23)	4.96L	0:34.99 -1	
9	8	RED CITY SUN Chris Whiteley	6	67.2 1000m	0:10.09 Overall	0:12.30 [8] (0:12.30)	5.08L	0:35.09 +6	
10	13	VOLARE Olivia Kendal	4	66.4 1200m	0:09.70 Overall	0:12.47 [4] (0:12.47)	5.33L	0:35.40 +7	

Scratched: Essay Wine (#16), Notforthemoney (#7), I Swim I Win (#18), She's Got Lyrics (#11), Tyrannical (#17), Kadiatcha Man (#19), Calamaris (#20)



**Townsville Professional**  
**Race 3: TOP SHELF TRAINING Maiden Plate - 1300m**  
**24 January 2026 - 13:10**



Track Rating: Soft 5, Weather: Fine, Rail Position: +4.5m 1000-W/Post; +2m Remainder.

Section		Field Times		200m		Last 600m	
				0:11.78 (0:11.78)		0:00.00	
Rank	TAB	Horse/Jockey	Barrier	Top Speed [km/h]	Fastest Section	Margin	Distance Travelled [m]
11	10	ROCK ON ANGEL	8	67.9	0:09.45	0:12.79 [2]	6.17L
		Fiona Sandkuhl		1200m	Overall	(0:12.79)	
12	14	MISSIN' DE QUO	9	66.9	0:09.43	0:12.87 [11]	9.71L
		Graham Kliese		1200m	Overall	(0:12.87)	
13	1	HERE'S MASON	3	67.5	0:09.55	0:13.21 [5]	9.91L
		Ryan Wiggins		1200m	Overall	(0:13.21)	

Scratched: Essay Wine (#16), Notforthemoney (#7), I Swim I Win (#18), She's Got Lyrics (#11), Tyrannical (#17), Kadiatcha Man (#19), Calamaris (#20)



Horse/Jockey Name	Ohh Errol
Final Rank	1
Fastest Section Time (Section)	0:09.93 (Overall)
Top Speed [km/h] (Section)	67.0 (1000m)
Race State	Finished

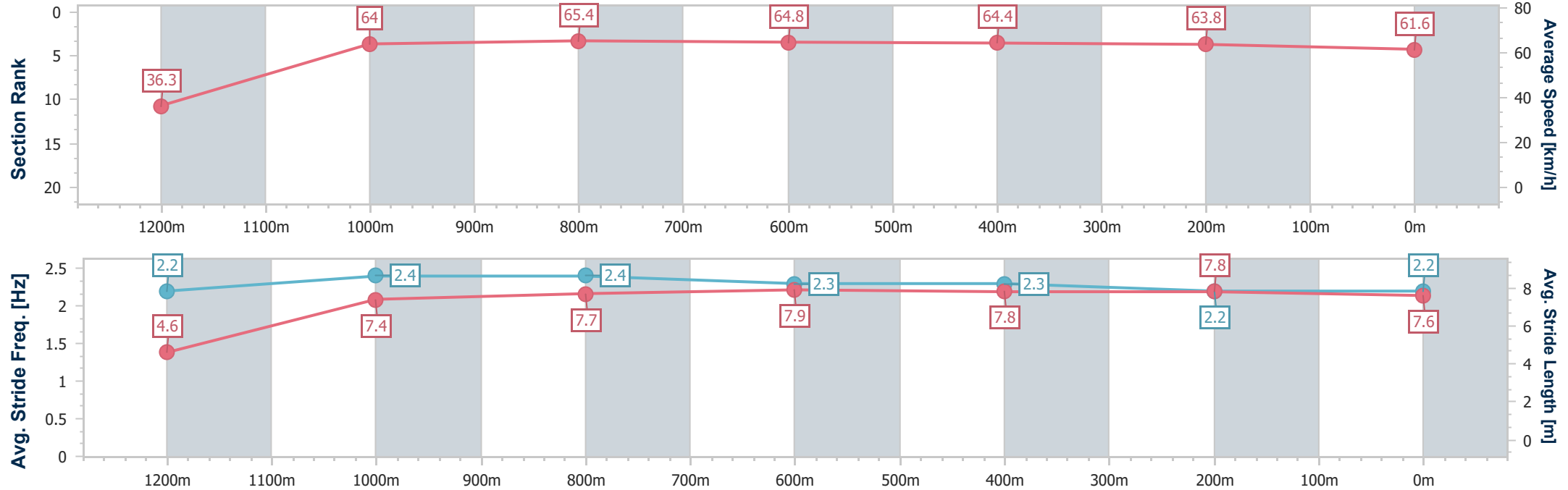


TownsvilleProfessional  
Race 3: TOP SHELF TRAINING Maiden Plate - 1300m

24 January 2026 - 13:10  
Track Rating: Soft 5, Weather: Fine, Rail Position: +4.5m 1000-  
W/Post; +2m Remainder.



Section	Overall	1200m	1000m	800m	600m	400m	200m						
Section Times	1:17.80 [1] (0:09.93)	1:07.87 [9] (0:11.22)	0:56.65 [8] (0:11.03)	0:45.62 [8] (0:11.25)	0:34.37 [8] (0:11.37)	0:23.00 [8] (0:11.31)	0:11.69 [3] (0:11.69)						
Average Speed [km/h]	36.3	64.0	65.4	64.8	64.4	63.8	61.6						
Top Speed [km/h]	62.4	66.5	67.0	66.7	65.7	65.2	63.0						
Avg. Dist. to Rail [m]	8.2	0.8	1.5	2.9	2.7	2.2	3.3						
Avg. Stride Freq. [Hz]	2.2	2.4	2.4	2.3	2.3	2.2	2.2						
Avg. Stride Length [m]	4.6	7.4	7.7	7.9	7.8	7.8	7.6						



- [ ] Ranking at each section and finish
- .-.- No data available at this section
- NA No data available



Horse/Jockey Name	Mississippi Dream
Final Rank	2
Fastest Section Time (Section)	0:09.47 (Overall)
Top Speed [km/h] (Section)	66.6 (1200m)
Race State	Finished

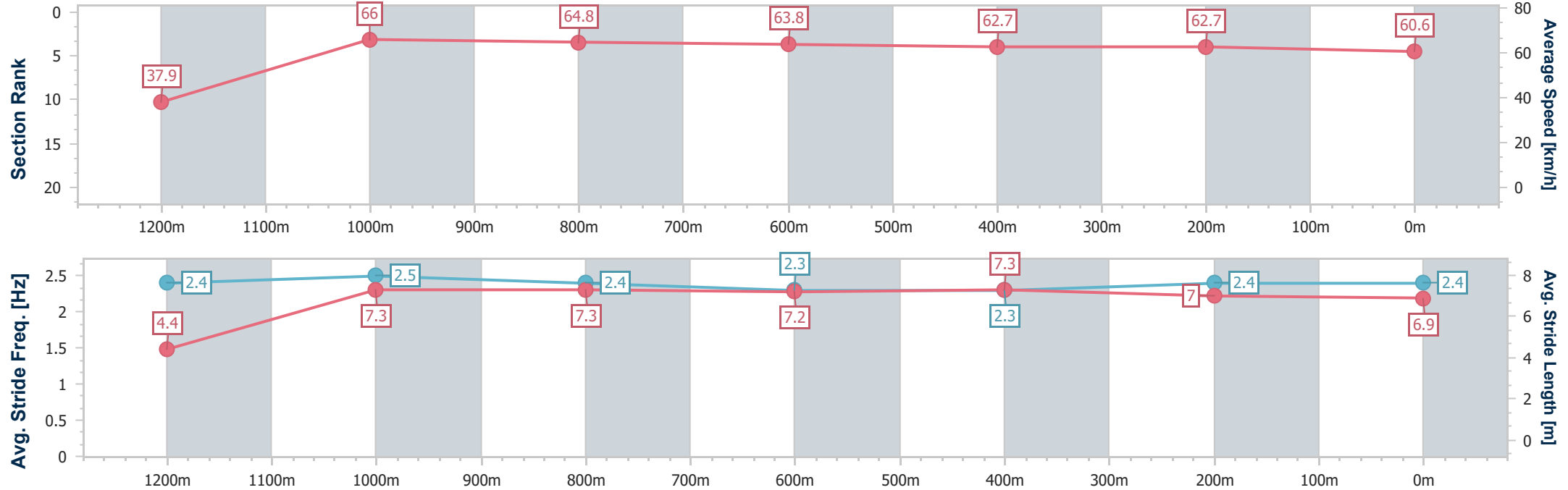


TownsvilleProfessional  
Race 3: TOP SHELF TRAINING Maiden Plate - 1300m

24 January 2026 - 13:10  
Track Rating: Soft 5, Weather: Fine, Rail Position: +4.5m 1000-  
W/Post; +2m Remainder.



Section	Overall	1200m	1000m	800m	600m	400m	200m						
Section Times	1:17.92 [2] (0:09.47)	1:08.45 [3] (0:10.90)	0:57.55 [2] (0:11.14)	0:46.41 [2] (0:11.33)	0:35.08 [2] (0:11.63)	0:23.45 [3] (0:11.55)	0:11.90 [1] (0:11.90)						
Average Speed [km/h]	37.9	66.0	64.8	63.8	62.7	62.7	60.6						
Top Speed [km/h]	66.1	66.6	65.9	64.2	63.7	63.6	62.8						
Avg. Dist. to Rail [m]	6.3	0.8	1.2	1.4	2.5	4.3	6.5						
Avg. Stride Freq. [Hz]	2.4	2.5	2.4	2.3	2.3	2.4	2.4						
Avg. Stride Length [m]	4.4	7.3	7.3	7.2	7.3	7.0	6.9						



- [ ] Ranking at each section and finish
- .-.- No data available at this section
- NA No data available





Horse/Jockey Name	Mr Sugar Daddy
Final Rank	4
Fastest Section Time (Section)	0:09.85 (Overall)
Top Speed [km/h] (Section)	67.9 (1000m)
Race State	Finished

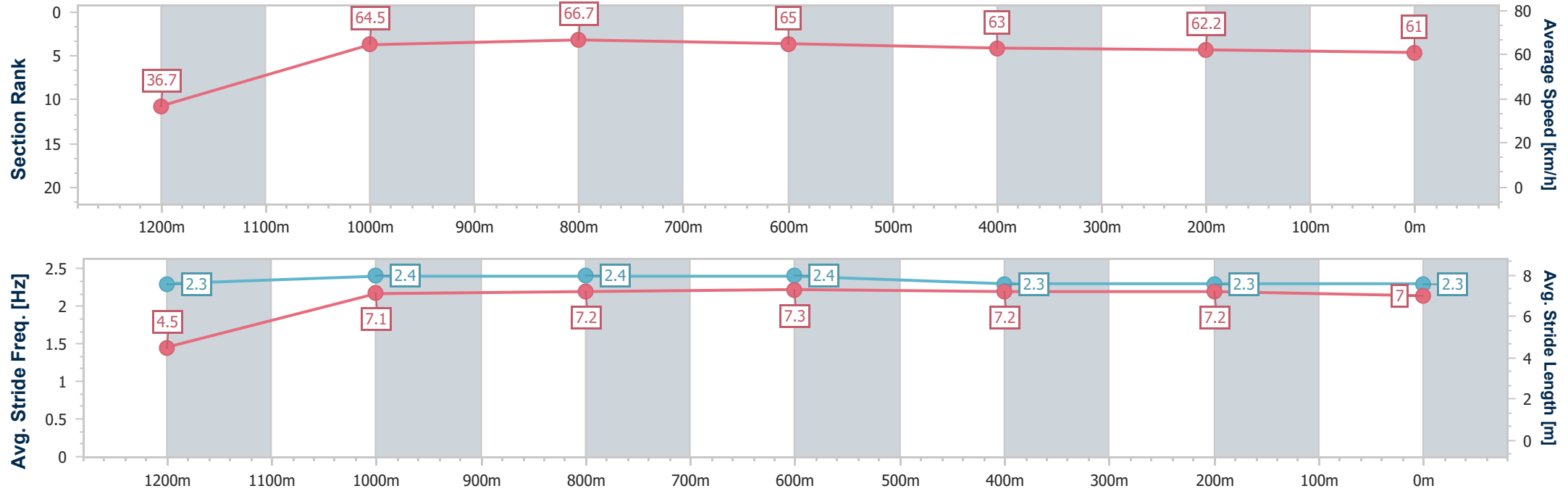


TownsvilleProfessional  
Race 3: TOP SHELF TRAINING Maiden Plate - 1300m

24 January 2026 - 13:10  
Track Rating: Soft 5, Weather: Fine, Rail Position: +4.5m 1000-  
W/Post; +2m Remainder.



Section	Overall	1200m	1000m	800m	600m	400m	200m						
Section Times	1:18.12 [4] (0:09.85)	1:08.27 [7] (0:11.14)	0:57.13 [7] (0:10.95)	0:46.18 [6] (0:11.17)	0:35.01 [4] (0:11.56)	0:23.45 [6] (0:11.64)	0:11.81 [6] (0:11.81)						
Average Speed [km/h]	36.7	64.5	66.7	65.0	63.0	62.2	61.0						
Top Speed [km/h]	62.8	67.4	67.9	66.1	64.3	63.3	62.2						
Avg. Dist. to Rail [m]	11.1	1.3	2.4	2.3	2.2	3.3	5.5						
Avg. Stride Freq. [Hz]	2.3	2.4	2.4	2.4	2.3	2.3	2.3						
Avg. Stride Length [m]	4.5	7.1	7.2	7.3	7.2	7.2	7.0						





Horse/Jockey Name	March Madness
Final Rank	5
Fastest Section Time (Section)	0:09.82 (Overall)
Top Speed [km/h] (Section)	67.3 (1000m)
Race State	Finished

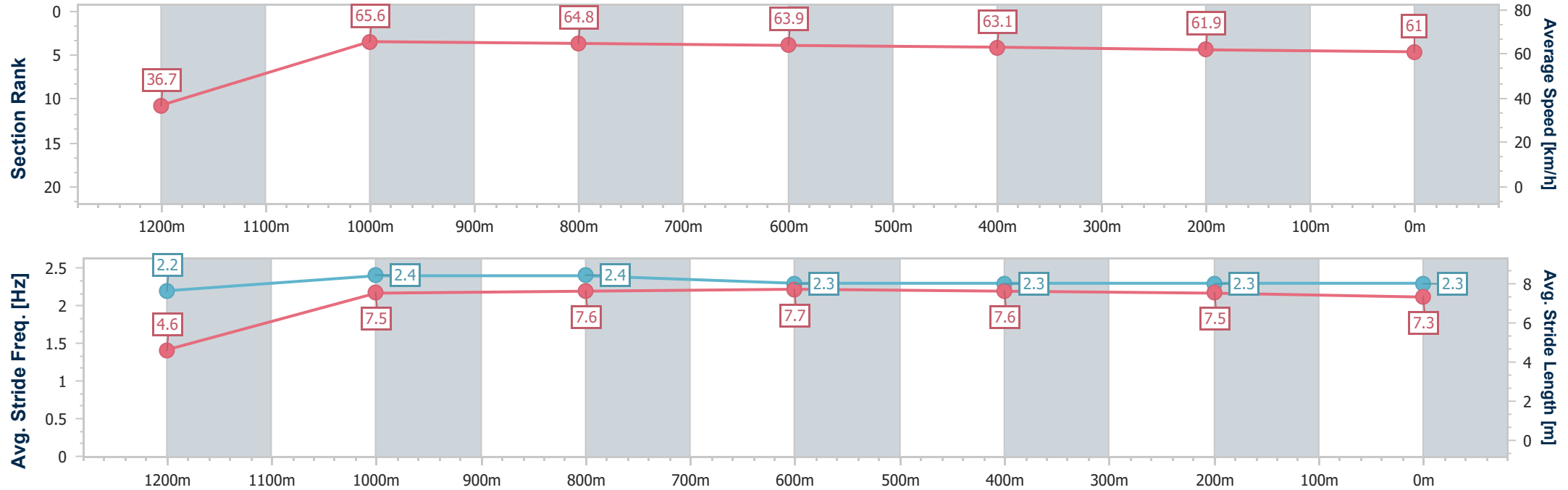


TownsvilleProfessional  
Race 3: TOP SHELF TRAINING Maiden Plate - 1300m

24 January 2026 - 13:10  
Track Rating: Soft 5, Weather: Fine, Rail Position: +4.5m 1000-  
W/Post; +2m Remainder.



Section	Overall	1200m	1000m	800m	600m	400m	200m						
Section Times	1:18.23 [5] (0:09.82)	1:08.41 [6] (0:10.95)	0:57.46 [5] (0:11.07)	0:46.39 [5] (0:11.35)	0:35.04 [6] (0:11.54)	0:23.50 [7] (0:11.68)	0:11.82 [9] (0:11.82)						
Average Speed [km/h]	36.7	65.6	64.8	63.9	63.1	61.9	61.0						
Top Speed [km/h]	61.4	66.9	67.3	64.8	64.6	63.1	62.1						
Avg. Dist. to Rail [m]	4.9	1.2	1.3	1.5	2.2	5.6	8.5						
Avg. Stride Freq. [Hz]	2.2	2.4	2.4	2.3	2.3	2.3	2.3						
Avg. Stride Length [m]	4.6	7.5	7.6	7.7	7.6	7.5	7.3						





Horse/Jockey Name	Stellar Legend
Final Rank	6
Fastest Section Time (Section)	0:09.89 (Overall)
Top Speed [km/h] (Section)	67.3 (1000m)
Race State	Finished

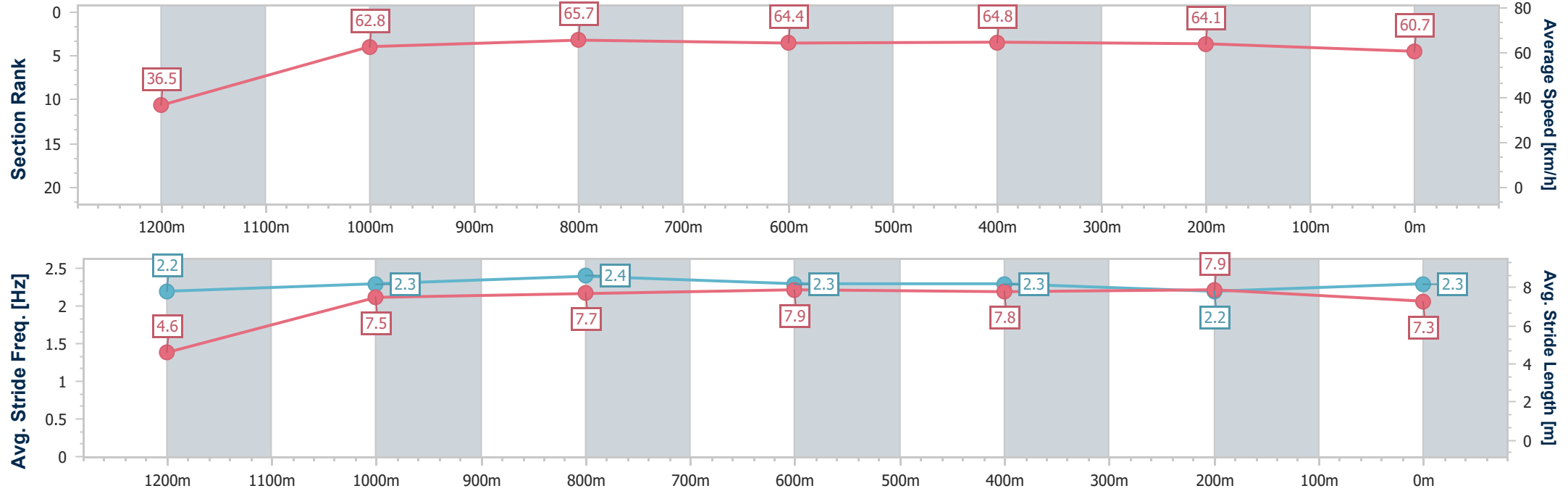


TownsvilleProfessional  
Race 3: TOP SHELF TRAINING Maiden Plate - 1300m

24 January 2026 - 13:10  
Track Rating: Soft 5, Weather: Fine, Rail Position: +4.5m 1000-  
W/Post; +2m Remainder.



Section	Overall	1200m	1000m	800m	600m	400m	200m						
Section Times	1:18.25 [6] (0:09.89)	1:08.36 [8] (0:11.48)	0:56.88 [9] (0:11.07)	0:45.81 [10] (0:11.31)	0:34.50 [11] (0:11.32)	0:23.18 [11] (0:11.28)	0:11.90 [7] (0:11.90)						
Average Speed [km/h]	36.5	62.8	65.7	64.4	64.8	64.1	60.7						
Top Speed [km/h]	60.7	64.9	67.3	65.7	65.5	65.4	63.0						
Avg. Dist. to Rail [m]	12.7	1.4	2.2	2.8	3.6	5.3	4.4						
Avg. Stride Freq. [Hz]	2.2	2.3	2.4	2.3	2.3	2.2	2.3						
Avg. Stride Length [m]	4.6	7.5	7.7	7.9	7.8	7.9	7.3						



- [ ] Ranking at each section and finish
- .-.-.- No data available at this section
- NA No data available



Horse/Jockey Name	The General Talks
Final Rank	7
Fastest Section Time (Section)	0:10.46 (Overall)
Top Speed [km/h] (Section)	69.8 (800m)
Race State	Finished

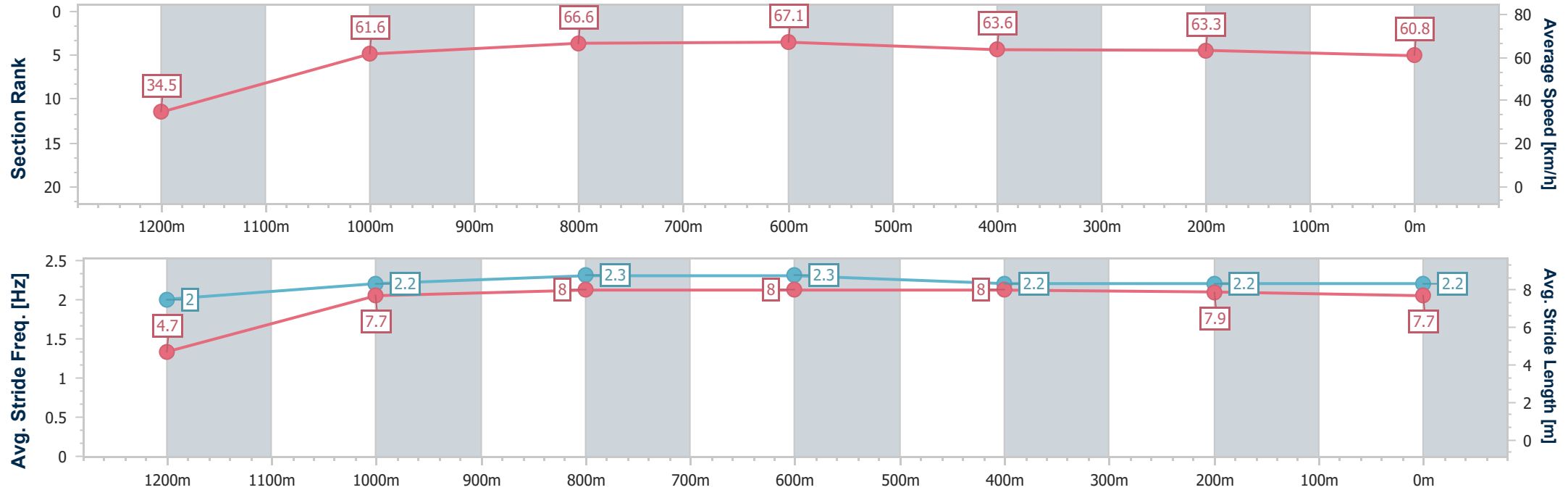


TownsvilleProfessional  
Race 3: TOP SHELF TRAINING Maiden Plate - 1300m

24 January 2026 - 13:10  
Track Rating: Soft 5, Weather: Fine, Rail Position: +4.5m 1000-  
W/Post; +2m Remainder.



Section	Overall	1200m	1000m	800m	600m	400m	200m						
Section Times	1:18.50 [7] (0:10.46)	1:08.04 [12] (0:11.69)	0:56.35 [12] (0:10.86)	0:45.49 [12] (0:10.83)	0:34.66 [12] (0:11.43)	0:23.23 [12] (0:11.39)	0:11.84 [12] (0:11.84)						
Average Speed [km/h]	34.5	61.6	66.6	67.1	63.6	63.3	60.8						
Top Speed [km/h]	59.7	63.0	69.7	69.8	64.6	65.1	63.4						
Avg. Dist. to Rail [m]	12.6	1.4	1.6	2.4	1.7	1.5	3.8						
Avg. Stride Freq. [Hz]	2.0	2.2	2.3	2.3	2.2	2.2	2.2						
Avg. Stride Length [m]	4.7	7.7	8.0	8.0	8.0	7.9	7.7						





Horse/Jockey Name	Streamelot
Final Rank	8
Fastest Section Time (Section)	0:10.09 (Overall)
Top Speed [km/h] (Section)	69.1 (1000m)
Race State	Finished

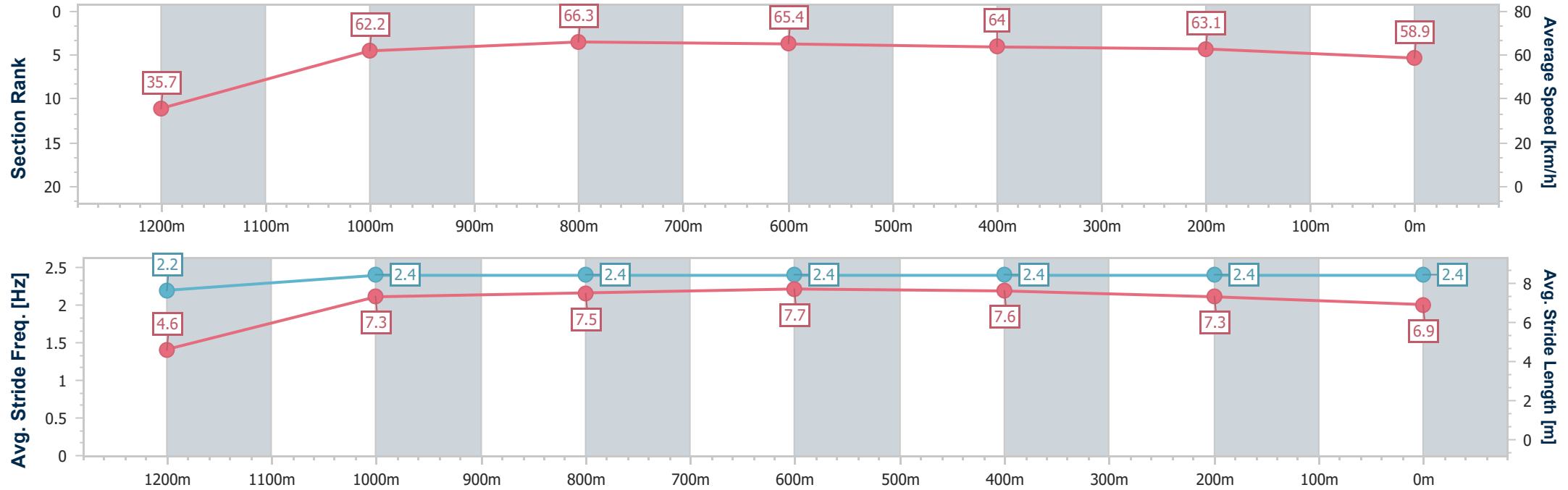


TownsvilleProfessional  
Race 3: TOP SHELF TRAINING Maiden Plate - 1300m

24 January 2026 - 13:10  
Track Rating: Soft 5, Weather: Fine, Rail Position: +4.5m 1000-  
W/Post; +2m Remainder.



Section	Overall	1200m	1000m	800m	600m	400m	200m						
Section Times	1:18.64 [8] (0:10.09)	1:08.55 [10] (0:11.58)	0:56.97 [11] (0:10.87)	0:46.10 [11] (0:11.11)	0:34.99 [10] (0:11.35)	0:23.64 [10] (0:11.41)	0:12.23 [9] (0:12.23)						
Average Speed [km/h]	35.7	62.2	66.3	65.4	64.0	63.1	58.9						
Top Speed [km/h]	62.1	65.0	69.1	68.3	66.0	65.3	62.3						
Avg. Dist. to Rail [m]	14.0	2.0	1.5	1.9	2.0	1.3	1.5						
Avg. Stride Freq. [Hz]	2.2	2.4	2.4	2.4	2.4	2.4	2.4						
Avg. Stride Length [m]	4.6	7.3	7.5	7.7	7.6	7.3	6.9						





Horse/Jockey Name	Red City Sun
Final Rank	9
Fastest Section Time (Section)	0:10.09 (Overall)
Top Speed [km/h] (Section)	67.2 (1000m)
Race State	Finished

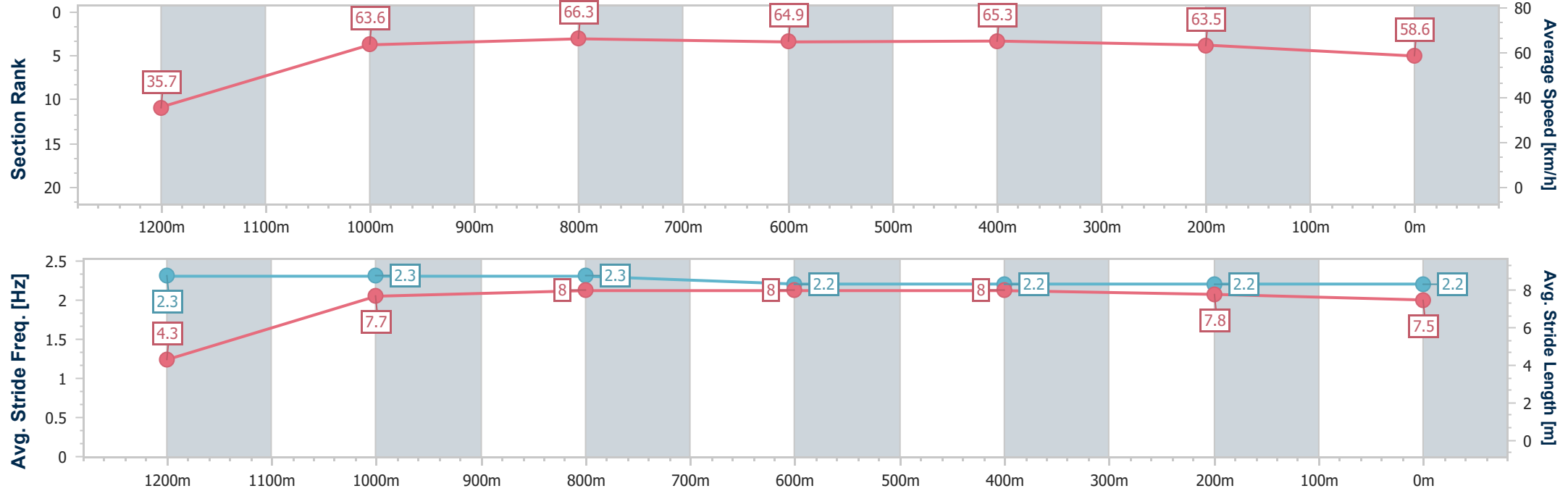


TownsvilleProfessional  
Race 3: TOP SHELF TRAINING Maiden Plate - 1300m

24 January 2026 - 13:10  
Track Rating: Soft 5, Weather: Fine, Rail Position: +4.5m 1000-  
W/Post; +2m Remainder.



Section	Overall	1200m	1000m	800m	600m	400m	200m						
Section Times	1:18.67 [9] (0:10.09)	1:08.58 [11] (0:11.33)	0:57.25 [10] (0:10.92)	0:46.33 [9] (0:11.24)	0:35.09 [9] (0:11.33)	0:23.76 [9] (0:11.46)	0:12.30 [8] (0:12.30)						
Average Speed [km/h]	35.7	63.6	66.3	64.9	65.3	63.5	58.6						
Top Speed [km/h]	63.0	65.9	67.2	65.9	65.8	64.7	62.3						
Avg. Dist. to Rail [m]	10.4	1.4	1.5	3.2	4.7	8.8	11.6						
Avg. Stride Freq. [Hz]	2.3	2.3	2.3	2.2	2.2	2.2	2.2						
Avg. Stride Length [m]	4.3	7.7	8.0	8.0	8.0	7.8	7.5						





Horse/Jockey Name	Volare
Final Rank	10
Fastest Section Time (Section)	0:09.70 (Overall)
Top Speed [km/h] (Section)	66.4 (1200m)
Race State	Finished

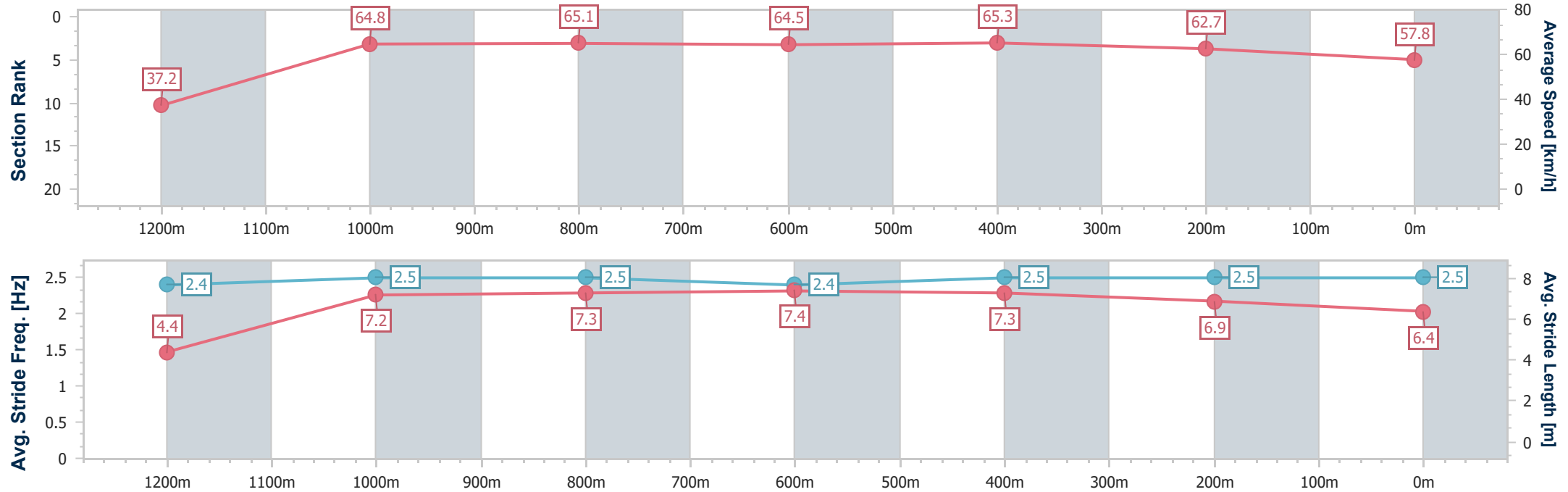


TownsvilleProfessional  
Race 3: TOP SHELF TRAINING Maiden Plate - 1300m

24 January 2026 - 13:10  
Track Rating: Soft 5, Weather: Fine, Rail Position: +4.5m 1000-  
W/Post; +2m Remainder.



Section	Overall	1200m	1000m	800m	600m	400m	200m						
Section Times	1:18.71 [10] (0:09.70)	1:09.01 [5] (0:11.10)	0:57.91 [6] (0:11.15)	0:46.76 [7] (0:11.36)	0:35.40 [7] (0:11.32)	0:24.08 [5] (0:11.61)	0:12.47 [4] (0:12.47)						
Average Speed [km/h]	37.2	64.8	65.1	64.5	65.3	62.7	57.8						
Top Speed [km/h]	61.4	66.4	66.0	65.0	65.8	63.9	61.1						
Avg. Dist. to Rail [m]	8.6	1.6	1.5	3.7	5.1	7.8	10.0						
Avg. Stride Freq. [Hz]	2.4	2.5	2.5	2.4	2.5	2.5	2.5						
Avg. Stride Length [m]	4.4	7.2	7.3	7.4	7.3	6.9	6.4						



- [ ] Ranking at each section and finish
- .-.- No data available at this section
- NA No data available



Horse/Jockey Name	Rock On Angel
Final Rank	11
Fastest Section Time (Section)	0:09.45 (Overall)
Top Speed [km/h] (Section)	67.9 (1200m)
Race State	Finished

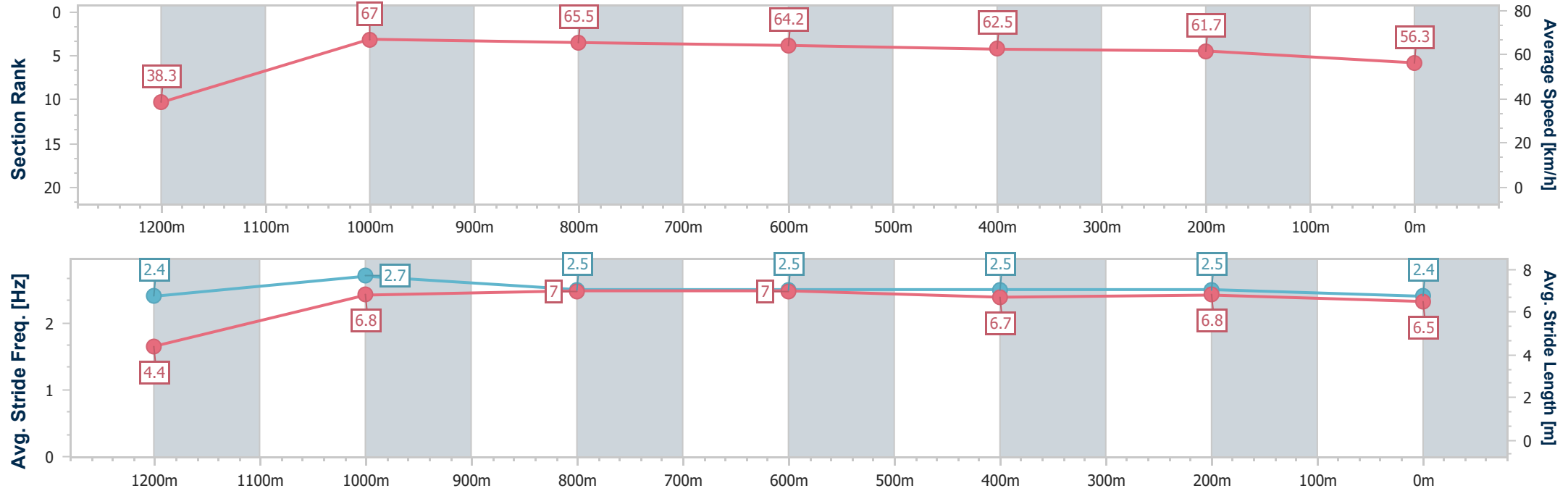


TownsvilleProfessional  
Race 3: TOP SHELF TRAINING Maiden Plate - 1300m

24 January 2026 - 13:10  
Track Rating: Soft 5, Weather: Fine, Rail Position: +4.5m 1000-  
W/Post; +2m Remainder.



Section	Overall	1200m	1000m	800m	600m	400m	200m						
Section Times	1:18.85 [11] (0:09.45)	1:09.40 [2] (0:10.74)	0:58.66 [1] (0:11.09)	0:47.57 [1] (0:11.38)	0:36.19 [1] (0:11.67)	0:24.52 [1] (0:11.73)	0:12.79 [2] (0:12.79)						
Average Speed [km/h]	38.3	67.0	65.5	64.2	62.5	61.7	56.3						
Top Speed [km/h]	65.0	67.9	66.0	65.0	63.7	62.6	59.9						
Avg. Dist. to Rail [m]	11.8	2.8	1.7	3.1	2.5	3.6	5.6						
Avg. Stride Freq. [Hz]	2.4	2.7	2.5	2.5	2.5	2.5	2.4						
Avg. Stride Length [m]	4.4	6.8	7.0	7.0	6.7	6.8	6.5						







Horse/Jockey Name	Missin' De Quo
Final Rank	12
Fastest Section Time (Section)	0:09.43 (Overall)
Top Speed [km/h] (Section)	66.9 (1200m)
Race State	Finished

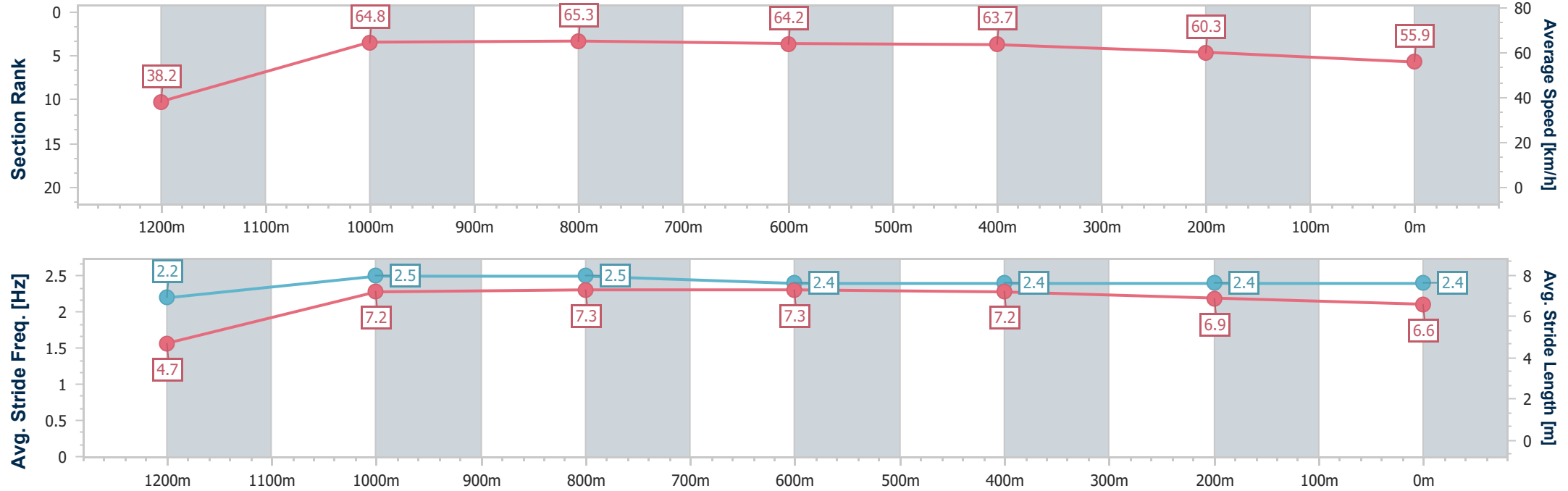


TownsvilleProfessional  
Race 3: TOP SHELF TRAINING Maiden Plate - 1300m

24 January 2026 - 13:10  
Track Rating: Soft 5, Weather: Fine, Rail Position: +4.5m 1000-  
W/Post; +2m Remainder.



Section	Overall	1200m	1000m	800m	600m	400m	200m						
Section Times	1:19.45 [12] (0:09.43)	1:10.02 [1] (0:11.10)	0:58.92 [3] (0:11.18)	0:47.74 [4] (0:11.41)	0:36.33 [5] (0:11.43)	0:24.90 [4] (0:12.03)	0:12.87 [11] (0:12.87)						
Average Speed [km/h]	38.2	64.8	65.3	64.2	63.7	60.3	55.9						
Top Speed [km/h]	63.3	66.9	66.3	65.4	65.4	61.5	58.9						
Avg. Dist. to Rail [m]	12.0	2.7	2.7	3.7	2.4	4.8	8.1						
Avg. Stride Freq. [Hz]	2.2	2.5	2.5	2.4	2.4	2.4	2.4						
Avg. Stride Length [m]	4.7	7.2	7.3	7.3	7.2	6.9	6.6						





Horse/Jockey Name	Here's Mason
Final Rank	13
Fastest Section Time (Section)	0:09.55 (Overall)
Top Speed [km/h] (Section)	67.5 (1200m)
Race State	Finished

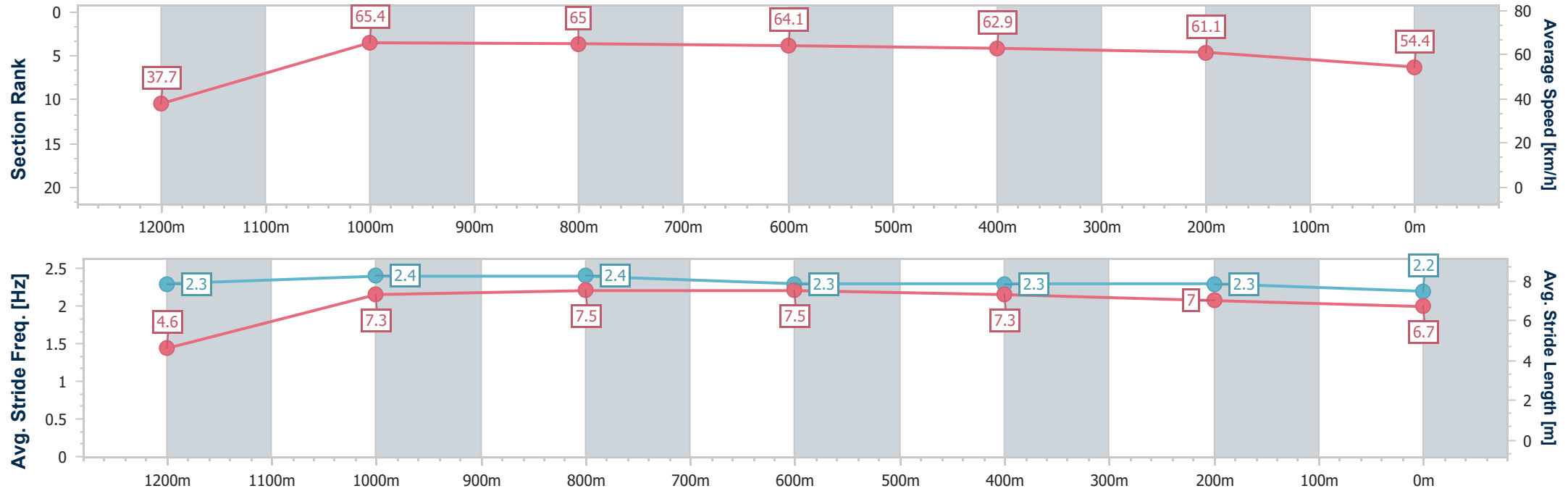


TownsvilleProfessional  
Race 3: TOP SHELF TRAINING Maiden Plate - 1300m

24 January 2026 - 13:10  
Track Rating: Soft 5, Weather: Fine, Rail Position: +4.5m 1000-  
W/Post; +2m Remainder.



Section	Overall	1200m	1000m	800m	600m	400m	200m						
Section Times	1:19.49 [13] (0:09.55)	1:09.94 [4] (0:11.00)	0:58.94 [4] (0:11.07)	0:47.87 [3] (0:11.27)	0:36.60 [3] (0:11.52)	0:25.08 [2] (0:11.87)	0:13.21 [5] (0:13.21)						
Average Speed [km/h]	37.7	65.4	65.0	64.1	62.9	61.1	54.4						
Top Speed [km/h]	63.5	67.5	66.0	64.8	64.4	62.6	59.0						
Avg. Dist. to Rail [m]	7.2	1.3	1.2	0.6	1.7	4.9	6.9						
Avg. Stride Freq. [Hz]	2.3	2.4	2.4	2.3	2.3	2.3	2.2						
Avg. Stride Length [m]	4.6	7.3	7.5	7.5	7.3	7.0	6.7						





Horse/Jockey Name	Smokin Reels
Final Rank	-
Fastest Section Time (Section)	-:--:--
Top Speed [km/h] (Section)	--.-
Race State	DidNotTrack



TownsvilleProfessional  
Race 3: TOP SHELF TRAINING Maiden Plate - 1300m

24 January 2026 - 13:10  
Track Rating: Soft 5, Weather: Fine, Rail Position: +4.5m 1000-  
W/Post; +2m Remainder.



Section	Overall	1200m	1000m	800m	600m	400m	200m						
Section Times	-:--:--	-:--:--	-:--:--	-:--:--	-:--:--	-:--:--	-:--:--						
Average Speed [km/h]	--.-	--.-	--.-	--.-	--.-	--.-	--.-						
Top Speed [km/h]	--.-	--.-	--.-	--.-	--.-	--.-	--.-						
Avg. Dist. to Rail [m]	-.-	-.-	-.-	-.-	-.-	-.-	-.-						
Avg. Stride Freq. [Hz]	--.-	--.-	--.-	--.-	--.-	--.-	--.-						
Avg. Stride Length [m]	--.-	--.-	--.-	--.-	--.-	--.-	--.-						

[ ] Ranking at each section and finish  
-:--:-- No data available at this section  
NA No data available



**TownsvilleProfessional**  
**Race 4: THE TOWNSVILLE MENDI BLACKHAWKS BENCHMARK 65**  
**Handicap - 1400m**  
**24 January 2026 - 13:45**



Track Rating: Soft 5, Weather: Fine, Rail Position: +4.5m 1000-W/Post; +2m Remainder.

Section						Overall	1200m	1000m	800m	600m	400m	Last 600m	
Field Times						1:22.76 (0:14.28)	1:08.48 (0:10.45)	0:58.03 (0:10.89)	0:47.14 (0:11.60)	0:35.54 (0:11.73)	0:23.81 (0:11.73)	0:35.54	
Rank	TAB	Horse/Jockey	Barrier	Top Speed [km/h]	Fastest Section								Distance Travelled [m]
1	8	PRINCE AKEEM	6	66.6	0:10.92	1:22.76 [1]	1:07.83 [9]	0:56.72 [9]	0:45.76 [9]	0:34.84 [9]	0:23.51 [6]	0:34.84	
		Ivo Fry		1000m	800m	(0:14.93)	(0:11.11)	(0:10.96)	(0:10.92)	(0:11.33)	(0:11.49)		
2	5	BUFFET BUSTER	1	69.7	0:10.44	1:22.96 [2]	1:08.62 [3]	0:58.18 [2]	0:47.34 [1]	0:35.74 [1]	0:24.01 [1]	0:35.74	-3
		Amanda Thomson		1200m	1200m	(0:14.34)	(0:10.44)	(0:10.84)	(0:11.60)	(0:11.73)	(0:11.73)		
3	3	NIPPA'S NIGHTCAP	11	67.1	0:10.95	1:23.06 [3]	1:08.23 [8]	0:57.20 [8]	0:46.25 [8]	0:35.26 [7]	0:23.77 [7]	0:35.26	-2
		Lacey Morrison		800m	1000m	(0:14.83)	(0:11.03)	(0:10.95)	(0:10.99)	(0:11.49)	(0:11.72)		
4	11	CHAPARRAL CHASE	8	66.5	0:11.01	1:23.13 [4]	1:08.53 [5]	0:57.52 [6]	0:46.48 [6]	0:35.44 [6]	0:24.00 [4]	0:35.44	+6
		Fred Larson		800m	1200m	(0:14.60)	(0:11.01)	(0:11.04)	(0:11.04)	(0:11.44)	(0:11.73)		
5	1	KING'S HALO	5	67.5	0:10.87	1:23.15 [5]	1:08.54 [6]	0:57.67 [4]	0:46.75 [4]	0:35.74 [3]	0:24.05 [2]	0:35.74	-2
		Fiona Sandkuhl		1200m	1200m	(0:14.61)	(0:10.87)	(0:10.92)	(0:11.01)	(0:11.69)	(0:11.72)		
6	7	TRAPEZE PLEASURE	9	67.5	0:10.86	1:23.24 [6]	1:08.11 [10]	0:57.04 [11]	0:45.88 [11]	0:35.02 [11]	0:23.55 [11]	0:35.02	-4
		Micheal McDonald		800m	800m	(0:15.13)	(0:11.07)	(0:11.16)	(0:10.86)	(0:11.47)	(0:11.45)		
7	2	REFORMIST	4	66.4	0:11.01	1:23.32 [7]	1:08.84 [4]	0:57.83 [5]	0:46.80 [5]	0:35.63 [5]	0:24.00 [8]	0:35.63	-1
		Shane McGovern		1200m	1200m	(0:14.48)	(0:11.01)	(0:11.03)	(0:11.17)	(0:11.63)	(0:11.70)		
8	4	BRASCO	10	67.4	0:10.94	1:23.69 [8]	1:08.53 [11]	0:57.59 [10]	0:46.59 [10]	0:35.64 [10]	0:24.18 [9]	0:35.64	+3
		Aidan Holt		800m	1200m	(0:15.16)	(0:10.94)	(0:11.00)	(0:10.95)	(0:11.46)	(0:11.74)		
9	10	FLASHBANG	7	69.5	0:10.41	1:23.80 [9]	1:09.48 [2]	0:59.07 [1]	0:47.94 [2]	0:36.40 [2]	0:24.69 [3]	0:36.40	+0
		Wanderson D'Avila		1200m	1200m	(0:14.32)	(0:10.41)	(0:11.13)	(0:11.54)	(0:11.71)	(0:11.82)		
10	12	STORE BEACH	3	66.2	0:11.04	1:23.98 [10]	1:09.37 [7]	0:58.33 [7]	0:47.22 [7]	0:36.11 [8]	0:24.39 [10]	0:36.11	-1
		Ashvin Goindasamy		1200m	1200m	(0:14.61)	(0:11.04)	(0:11.11)	(0:11.11)	(0:11.72)	(0:11.67)		

Scratched: Joe's Giggle (#6)



**TownsvilleProfessional**  
**Race 4: THE TOWNSVILLE MENDI BLACKHAWKS BENCHMARK 65**  
**Handicap - 1400m**  
**24 January 2026 - 13:45**



Track Rating: Soft 5, Weather: Fine, Rail Position: +4.5m 1000-W/Post; +2m Remainder.

Section						Overall	1200m	1000m	800m	600m	400m	Last 600m	
Field Times						1:22.76 (0:14.28)	1:08.48 (0:10.45)	0:58.03 (0:10.89)	0:47.14 (0:11.60)	0:35.54 (0:11.73)	0:23.81 (0:11.73)	0:35.54	
Rank	TAB	Horse/Jockey	Barrier	Top Speed [km/h]	Fastest Section								Distance Travelled [m]
11	9	ROOM FOR SQUARES	2	66.7	0:10.93	1:24.18 [11]	1:09.90 [1]	0:58.97 [3]	0:47.96 [3]	0:36.71 [4]	0:25.03 [5]	0:36.71	-2
		Graham Kliese		Overall	1200m	(0:14.28)	(0:10.93)	(0:11.01)	(0:11.25)	(0:11.68)	(0:11.81)		

Scratched: Joe's Giggle (#6)



**TownsvilleProfessional**  
**Race 4: THE TOWNSVILLE MENDI BLACKHAWKS BENCHMARK 65**  
**Handicap - 1400m**  
**24 January 2026 - 13:45**



Track Rating: Soft 5, Weather: Fine, Rail Position: +4.5m 1000-W/Post; +2m Remainder.

Section Field Times				200m 0:12.08 (0:12.08)				Last 600m 0:35.54	
Rank	TAB	Horse/Jockey	Barrier	Top Speed [km/h]	Fastest Section	Margin		Distance Travelled [m]	
1	8	PRINCE AKEEM	6	66.6	0:10.92	0:12.02 [2]	1:22.76	0:34.84	
		Ivo Fry		1000m	800m	(0:12.02)			
2	5	BUFFET BUSTER	1	69.7	0:10.44	0:12.28 [1]	1.18L	0:35.74	-3
		Amanda Thomson		1200m	1200m	(0:12.28)			
3	3	NIPPA'S NIGHTCAP	11	67.1	0:10.95	0:12.05 [7]	1.74L	0:35.26	-2
		Lacey Morrison		800m	1000m	(0:12.05)			
4	11	CHAPARRAL CHASE	8	66.5	0:11.01	0:12.27 [4]	2.16L	0:35.44	+6
		Fred Larson		800m	1200m	(0:12.27)			
5	1	KING'S HALO	5	67.5	0:10.87	0:12.33 [3]	2.29L	0:35.74	-2
		Fiona Sandkuhl		1200m	1200m	(0:12.33)			
6	7	TRAPEZE PLEASURE	9	67.5	0:10.86	0:12.10 [9]	2.78L	0:35.02	-4
		Micheal McDonald		800m	800m	(0:12.10)			
7	2	REFORMIST	4	66.4	0:11.01	0:12.30 [8]	3.26L	0:35.63	-1
		Shane McGovern		1200m	1200m	(0:12.30)			
8	4	BRASCO	10	67.4	0:10.94	0:12.44 [10]	5.47L	0:35.64	+3
		Aidan Holt		800m	1200m	(0:12.44)			
9	10	FLASHBANG	7	69.5	0:10.41	0:12.87 [5]	6.07L	0:36.40	+0
		Wanderson D'Avila		1200m	1200m	(0:12.87)			
10	12	STORE BEACH	3	66.2	0:11.04	0:12.72 [11]	7.14L	0:36.11	-1
		Ashvin Goindasamy		1200m	1200m	(0:12.72)			

Scratched: Joe's Giggle (#6)



**Townsville Professional**  
**Race 4: THE TOWNSVILLE MENDI BLACKHAWKS BENCHMARK 65**  
**Handicap - 1400m**  
**24 January 2026 - 13:45**



Track Rating: Soft 5, Weather: Fine, Rail Position: +4.5m 1000-W/Post; +2m Remainder.

Section						200m	Last 600m		
Field Times						0:12.08 (0:12.08)	0:35.54		
Rank	TAB	Horse/Jockey	Barrier	Top Speed [km/h]	Fastest Section	Margin		Distance Travelled [m]	
11	9	ROOM FOR SQUARES	2	66.7	0:10.93	0:13.22 [6]	8.35L	0:36.71	-2
		Graham Kliese		Overall	1200m	(0:13.22)			

Scratched: Joe's Giggle (#6)



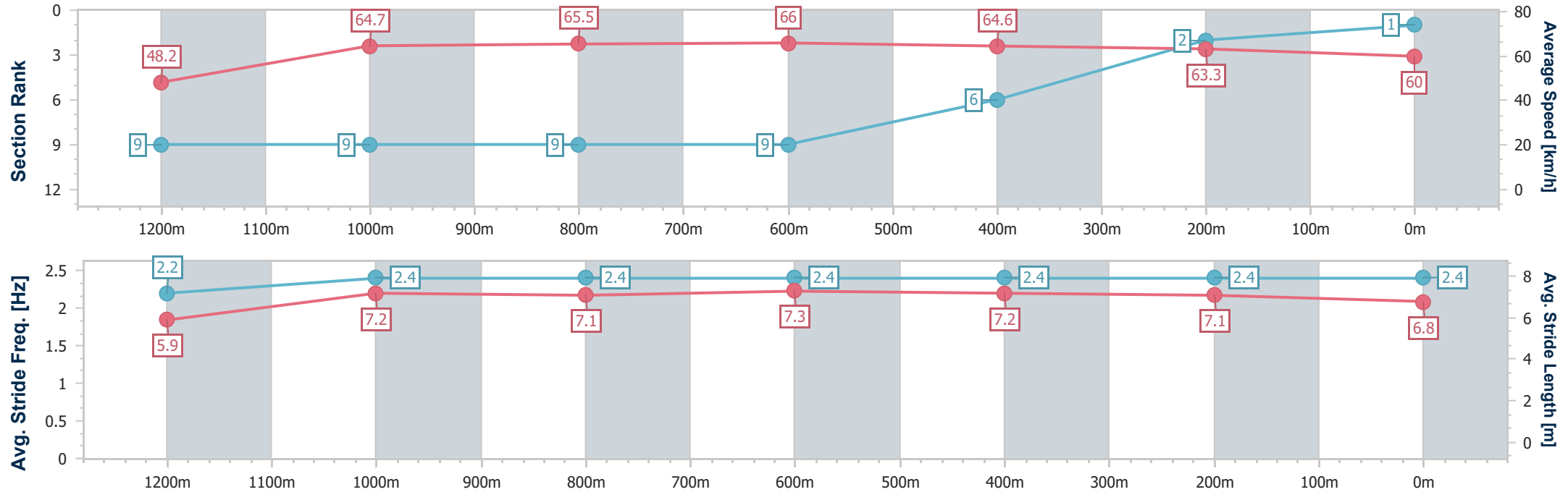
Horse/Jockey Name	Prince Akeem
Final Rank	1
Fastest Section Time (Section)	0:10.92 (800m)
Top Speed [km/h] (Section)	66.6 (1000m)
Race State	Finished



TownsvilleProfessional  
Race 4: THE TOWNSVILLE MENDI BLACKHAWKS  
BENCHMARK 65 Handicap - 1400m  
24 January 2026 - 13:45  
Track Rating: Soft 5, Weather: Fine, Rail Position: +4.5m 1000-  
W/Post; +2m Remainder.



Section	Overall	1200m	1000m	800m	600m	400m	200m						
Section Times	1:22.76 [1] (0:14.93)	1:07.83 [9] (0:11.11)	0:56.72 [9] (0:10.96)	0:45.76 [9] (0:10.92)	0:34.84 [9] (0:11.33)	0:23.51 [6] (0:11.49)	0:12.02 [2] (0:12.02)						
Average Speed [km/h]	48.2	64.7	65.5	66.0	64.6	63.3	60.0						
Top Speed [km/h]	64.6	65.3	66.6	66.5	65.1	63.9	62.8						
Avg. Dist. to Rail [m]	5.9	1.2	1.1	0.3	3.4	6.9	6.7						
Avg. Stride Freq. [Hz]	2.2	2.4	2.4	2.4	2.4	2.4	2.4						
Avg. Stride Length [m]	5.9	7.2	7.1	7.3	7.2	7.1	6.8						



[ ] Ranking at each section and finish  
-.-.- No data available at this section  
NA No data available





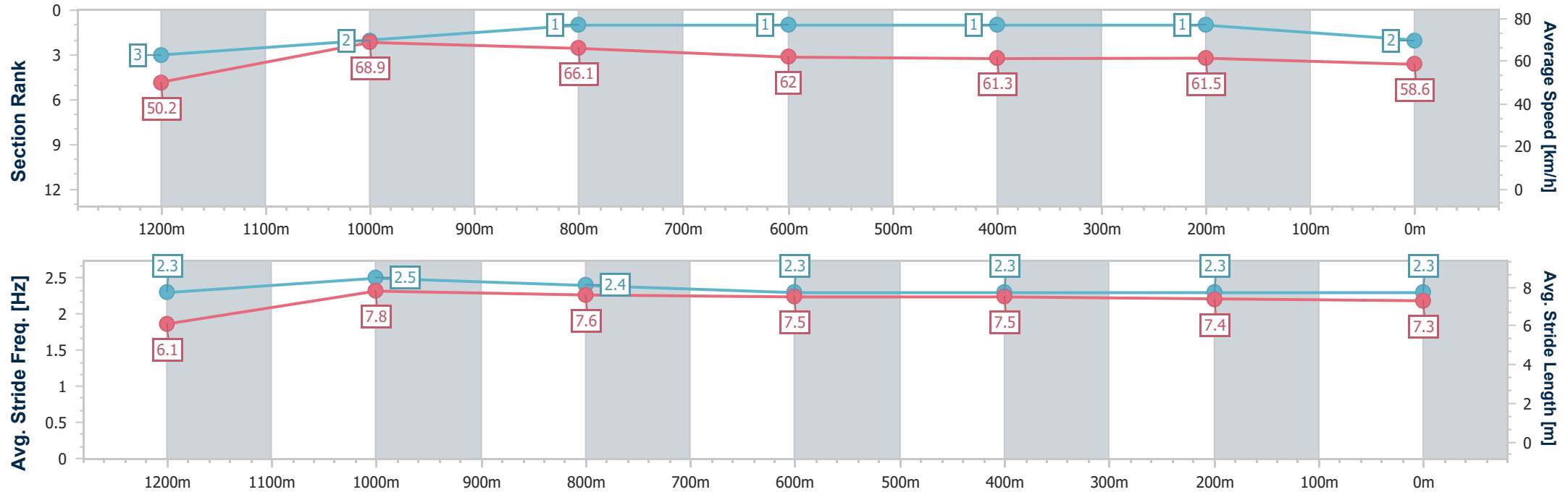
Horse/Jockey Name	Buffet Buster
Final Rank	2
Fastest Section Time (Section)	0:10.44 (1200m)
Top Speed [km/h] (Section)	69.7 (1200m)
Race State	Finished



TownsvilleProfessional  
Race 4: THE TOWNSVILLE MENDI BLACKHAWKS  
BENCHMARK 65 Handicap - 1400m  
24 January 2026 - 13:45  
Track Rating: Soft 5, Weather: Fine, Rail Position: +4.5m 1000-  
W/Post; +2m Remainder.



Section	Overall	1200m	1000m	800m	600m	400m	200m						
Section Times	1:22.96 [2] (0:14.34)	1:08.62 [3] (0:10.44)	0:58.18 [2] (0:10.84)	0:47.34 [1] (0:11.60)	0:35.74 [1] (0:11.73)	0:24.01 [1] (0:11.73)	0:12.28 [1] (0:12.28)						
Average Speed [km/h]	50.2	68.9	66.1	62.0	61.3	61.5	58.6						
Top Speed [km/h]	68.4	69.7	68.6	63.3	63.2	63.1	60.3						
Avg. Dist. to Rail [m]	2.0	0.5	0.8	0.7	0.1	0.7	1.7						
Avg. Stride Freq. [Hz]	2.3	2.5	2.4	2.3	2.3	2.3	2.3						
Avg. Stride Length [m]	6.1	7.8	7.6	7.5	7.5	7.4	7.3						





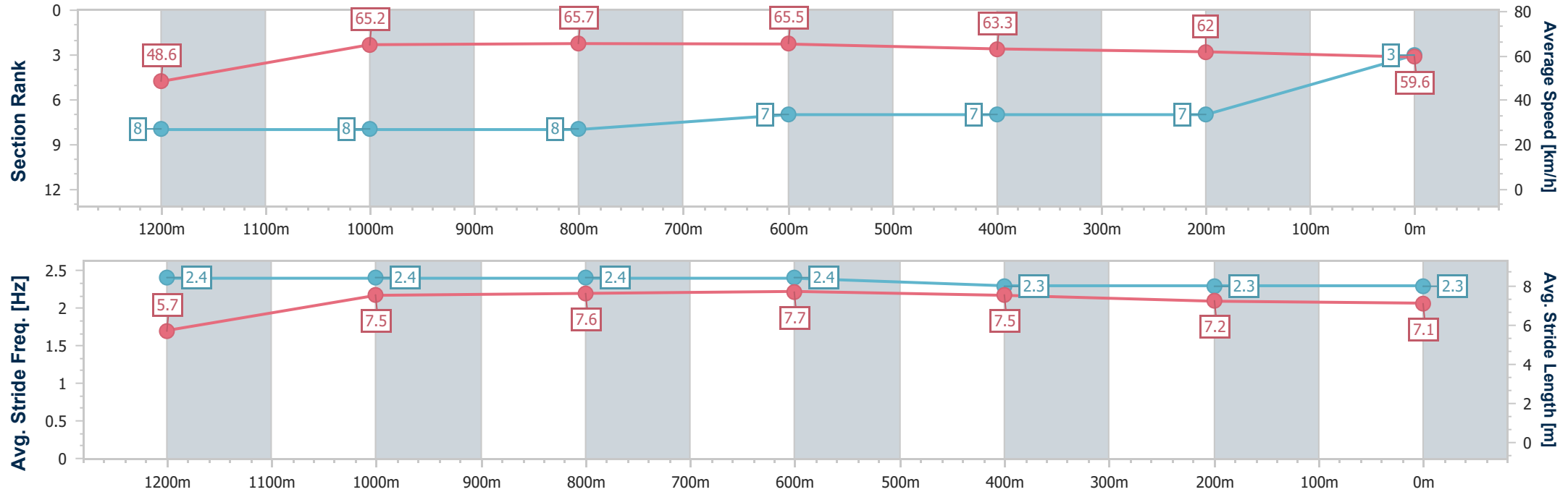
Horse/Jockey Name	Nippa's Nightcap
Final Rank	3
Fastest Section Time (Section)	0:10.95 (1000m)
Top Speed [km/h] (Section)	67.1 (800m)
Race State	Finished



TownsvilleProfessional  
Race 4: THE TOWNSVILLE MENDI BLACKHAWKS  
BENCHMARK 65 Handicap - 1400m  
24 January 2026 - 13:45  
Track Rating: Soft 5, Weather: Fine, Rail Position: +4.5m 1000-  
W/Post; +2m Remainder.



Section	Overall	1200m	1000m	800m	600m	400m	200m						
Section Times	1:23.06 [3] (0:14.83)	1:08.23 [8] (0:11.03)	0:57.20 [8] (0:10.95)	0:46.25 [8] (0:10.99)	0:35.26 [7] (0:11.49)	0:23.77 [7] (0:11.72)	0:12.05 [7] (0:12.05)						
Average Speed [km/h]	48.6	65.2	65.7	65.5	63.3	62.0	59.6						
Top Speed [km/h]	64.2	66.1	66.8	67.1	63.7	63.7	61.4						
Avg. Dist. to Rail [m]	10.0	1.7	0.9	0.5	2.2	5.1	6.9						
Avg. Stride Freq. [Hz]	2.4	2.4	2.4	2.4	2.3	2.3	2.3						
Avg. Stride Length [m]	5.7	7.5	7.6	7.7	7.5	7.2	7.1						





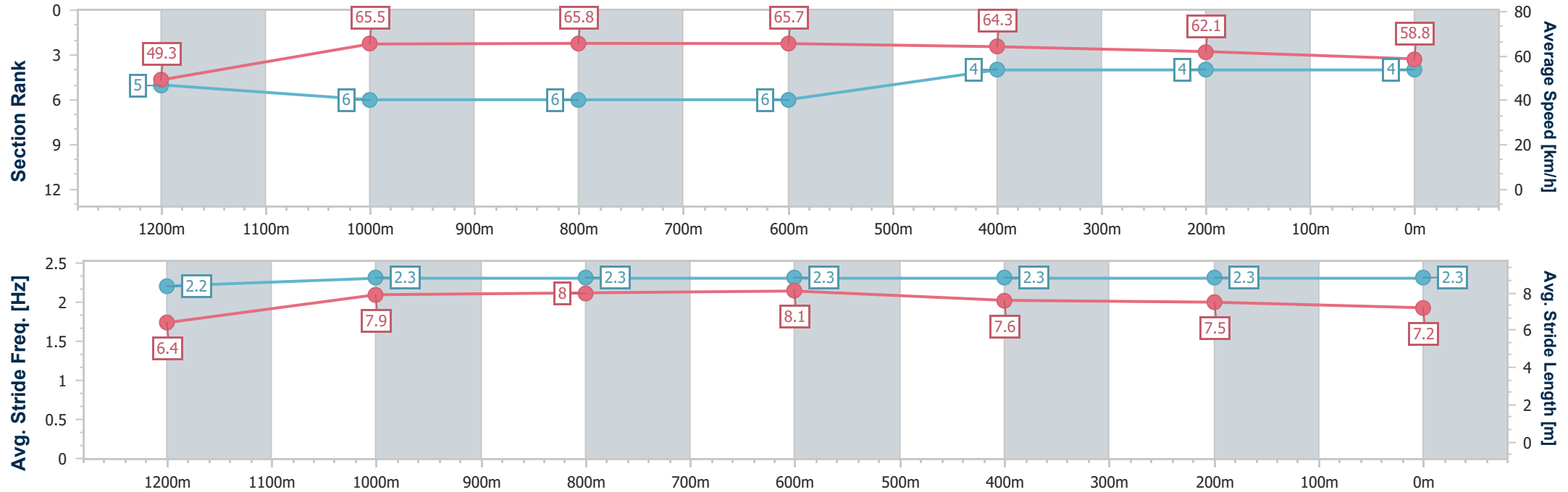
Horse/Jockey Name	Chaparral Chase
Final Rank	4
Fastest Section Time (Section)	0:11.01 (1200m)
Top Speed [km/h] (Section)	66.5 (800m)
Race State	Finished



TownsvilleProfessional  
Race 4: THE TOWNSVILLE MENDI BLACKHAWKS  
BENCHMARK 65 Handicap - 1400m  
24 January 2026 - 13:45  
Track Rating: Soft 5, Weather: Fine, Rail Position: +4.5m 1000-  
W/Post; +2m Remainder.



Section	Overall	1200m	1000m	800m	600m	400m	200m						
Section Times	1:23.13 [4] (0:14.60)	1:08.53 [5] (0:11.01)	0:57.52 [6] (0:11.04)	0:46.48 [6] (0:11.04)	0:35.44 [6] (0:11.44)	0:24.00 [4] (0:11.73)	0:12.27 [4] (0:12.27)						
Average Speed [km/h]	49.3	65.5	65.8	65.7	64.3	62.1	58.8						
Top Speed [km/h]	65.3	66.0	66.3	66.5	65.2	62.9	60.4						
Avg. Dist. to Rail [m]	8.8	2.9	1.6	1.9	4.4	6.1	5.5						
Avg. Stride Freq. [Hz]	2.2	2.3	2.3	2.3	2.3	2.3	2.3						
Avg. Stride Length [m]	6.4	7.9	8.0	8.1	7.6	7.5	7.2						





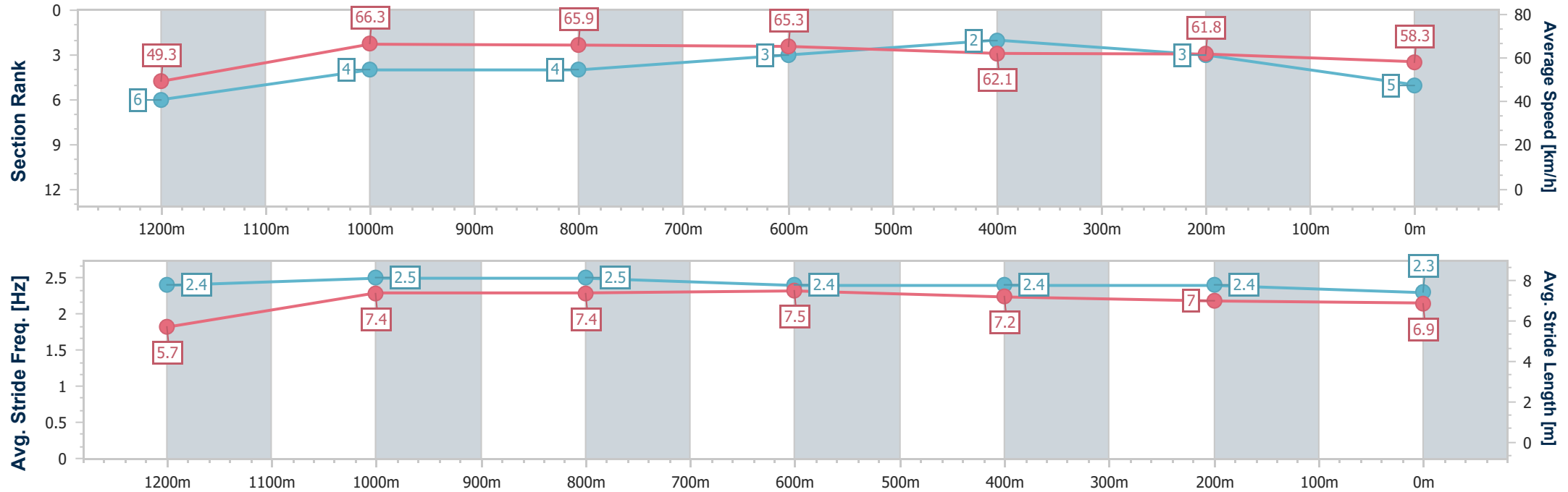
Horse/Jockey Name	King's Halo
Final Rank	5
Fastest Section Time (Section)	0:10.87 (1200m)
Top Speed [km/h] (Section)	67.5 (1200m)
Race State	Finished



TownsvilleProfessional  
Race 4: THE TOWNSVILLE MENDI BLACKHAWKS  
BENCHMARK 65 Handicap - 1400m  
24 January 2026 - 13:45  
Track Rating: Soft 5, Weather: Fine, Rail Position: +4.5m 1000-  
W/Post; +2m Remainder.



Section	Overall	1200m	1000m	800m	600m	400m	200m						
Section Times	1:23.15 [5] (0:14.61)	1:08.54 [6] (0:10.87)	0:57.67 [4] (0:10.92)	0:46.75 [4] (0:11.01)	0:35.74 [3] (0:11.69)	0:24.05 [2] (0:11.72)	0:12.33 [3] (0:12.33)						
Average Speed [km/h]	49.3	66.3	65.9	65.3	62.1	61.8	58.3						
Top Speed [km/h]	66.8	67.5	67.1	67.0	63.5	63.5	61.7						
Avg. Dist. to Rail [m]	7.0	3.4	0.5	0.5	1.6	3.6	2.9						
Avg. Stride Freq. [Hz]	2.4	2.5	2.5	2.4	2.4	2.4	2.3						
Avg. Stride Length [m]	5.7	7.4	7.4	7.5	7.2	7.0	6.9						





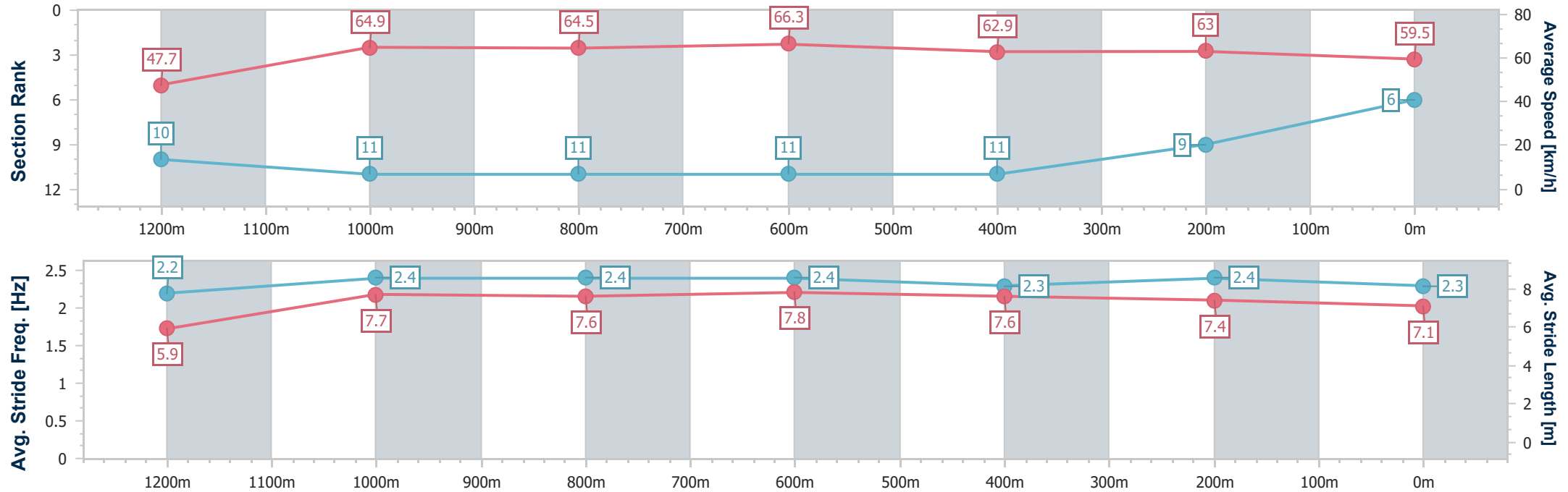
Horse/Jockey Name	Trapeze Pleasure
Final Rank	6
Fastest Section Time (Section)	0:10.86 (800m)
Top Speed [km/h] (Section)	67.5 (800m)
Race State	Finished



TownsvilleProfessional  
Race 4: THE TOWNSVILLE MENDI BLACKHAWKS  
BENCHMARK 65 Handicap - 1400m  
24 January 2026 - 13:45  
Track Rating: Soft 5, Weather: Fine, Rail Position: +4.5m 1000-  
W/Post; +2m Remainder.



Section	Overall	1200m	1000m	800m	600m	400m	200m						
Section Times	1:23.24 [6] (0:15.13)	1:08.11 [10] (0:11.07)	0:57.04 [11] (0:11.16)	0:45.88 [11] (0:10.86)	0:35.02 [11] (0:11.47)	0:23.55 [11] (0:11.45)	0:12.10 [9] (0:12.10)						
Average Speed [km/h]	47.7	64.9	64.5	66.3	62.9	63.0	59.5						
Top Speed [km/h]	64.4	66.0	66.8	67.5	66.1	64.7	62.4						
Avg. Dist. to Rail [m]	6.2	0.7	1.0	0.2	0.5	1.6	2.0						
Avg. Stride Freq. [Hz]	2.2	2.4	2.4	2.4	2.3	2.4	2.3						
Avg. Stride Length [m]	5.9	7.7	7.6	7.8	7.6	7.4	7.1						





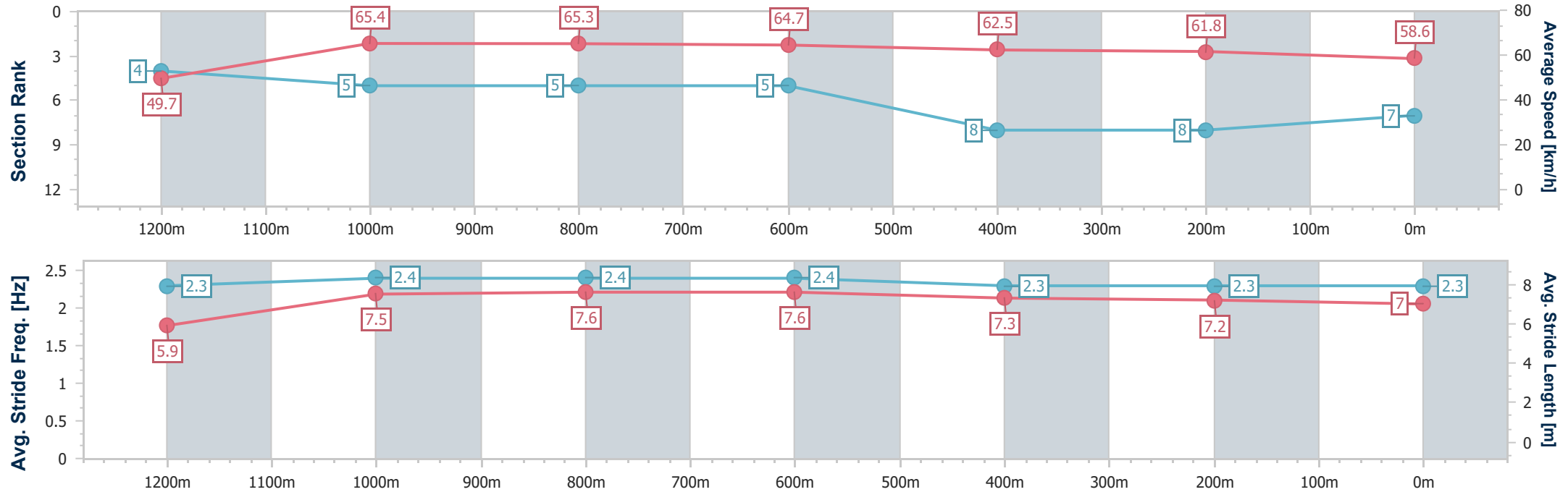
Horse/Jockey Name	Reformist
Final Rank	7
Fastest Section Time (Section)	0:11.01 (1200m)
Top Speed [km/h] (Section)	66.4 (1200m)
Race State	Finished



TownsvilleProfessional  
Race 4: THE TOWNSVILLE MENDI BLACKHAWKS  
BENCHMARK 65 Handicap - 1400m  
24 January 2026 - 13:45  
Track Rating: Soft 5, Weather: Fine, Rail Position: +4.5m 1000-  
W/Post; +2m Remainder.



Section	Overall	1200m	1000m	800m	600m	400m	200m						
Section Times	1:23.32 [7] (0:14.48)	1:08.84 [4] (0:11.01)	0:57.83 [5] (0:11.03)	0:46.80 [5] (0:11.17)	0:35.63 [5] (0:11.63)	0:24.00 [8] (0:11.70)	0:12.30 [8] (0:12.30)						
Average Speed [km/h]	49.7	65.4	65.3	64.7	62.5	61.8	58.6						
Top Speed [km/h]	64.8	66.4	66.2	66.2	63.1	63.1	60.7						
Avg. Dist. to Rail [m]	4.5	1.2	1.0	0.7	2.2	3.9	4.1						
Avg. Stride Freq. [Hz]	2.3	2.4	2.4	2.4	2.3	2.3	2.3						
Avg. Stride Length [m]	5.9	7.5	7.6	7.6	7.3	7.2	7.0						





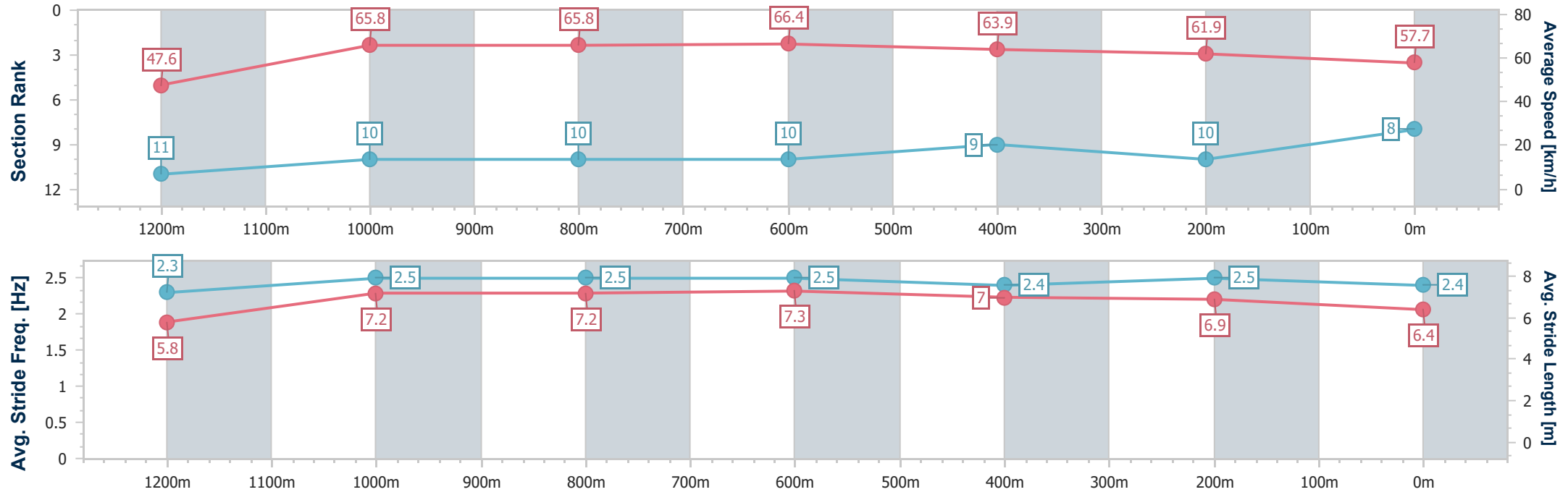
Horse/Jockey Name	Brasco
Final Rank	8
Fastest Section Time (Section)	0:10.94 (1200m)
Top Speed [km/h] (Section)	67.4 (800m)
Race State	Finished



TownsvilleProfessional  
Race 4: THE TOWNSVILLE MENDI BLACKHAWKS  
BENCHMARK 65 Handicap - 1400m  
24 January 2026 - 13:45  
Track Rating: Soft 5, Weather: Fine, Rail Position: +4.5m 1000-  
W/Post; +2m Remainder.



Section	Overall	1200m	1000m	800m	600m	400m	200m						
Section Times	1:23.69 [8] (0:15.16)	1:08.53 [11] (0:10.94)	0:57.59 [10] (0:11.00)	0:46.59 [10] (0:10.95)	0:35.64 [10] (0:11.46)	0:24.18 [9] (0:11.74)	0:12.44 [10] (0:12.44)						
Average Speed [km/h]	47.6	65.8	65.8	66.4	63.9	61.9	57.7						
Top Speed [km/h]	63.9	66.5	66.1	67.4	65.5	63.0	61.6						
Avg. Dist. to Rail [m]	8.5	1.1	1.3	1.7	3.5	6.3	9.3						
Avg. Stride Freq. [Hz]	2.3	2.5	2.5	2.5	2.4	2.5	2.4						
Avg. Stride Length [m]	5.8	7.2	7.2	7.3	7.0	6.9	6.4						





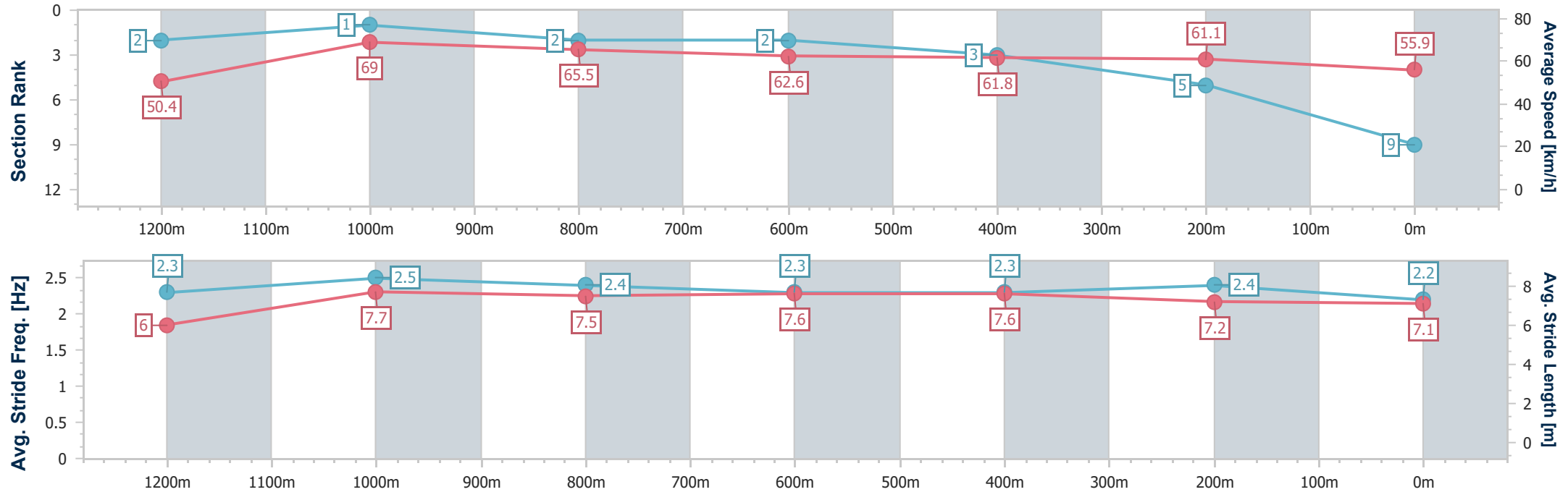
Horse/Jockey Name	Flashbang
Final Rank	9
Fastest Section Time (Section)	0:10.41 (1200m)
Top Speed [km/h] (Section)	69.5 (1200m)
Race State	Finished



TownsvilleProfessional  
Race 4: THE TOWNSVILLE MENDI BLACKHAWKS  
BENCHMARK 65 Handicap - 1400m  
24 January 2026 - 13:45  
Track Rating: Soft 5, Weather: Fine, Rail Position: +4.5m 1000-  
W/Post; +2m Remainder.



Section	Overall	1200m	1000m	800m	600m	400m	200m						
Section Times	1:23.80 [9] (0:14.32)	1:09.48 [2] (0:10.41)	0:59.07 [1] (0:11.13)	0:47.94 [2] (0:11.54)	0:36.40 [2] (0:11.71)	0:24.69 [3] (0:11.82)	0:12.87 [5] (0:12.87)						
Average Speed [km/h]	50.4	69.0	65.5	62.6	61.8	61.1	55.9						
Top Speed [km/h]	68.7	69.5	68.6	63.5	62.4	63.1	58.9						
Avg. Dist. to Rail [m]	7.2	1.2	2.7	1.2	0.6	2.7	3.9						
Avg. Stride Freq. [Hz]	2.3	2.5	2.4	2.3	2.3	2.4	2.2						
Avg. Stride Length [m]	6.0	7.7	7.5	7.6	7.6	7.2	7.1						







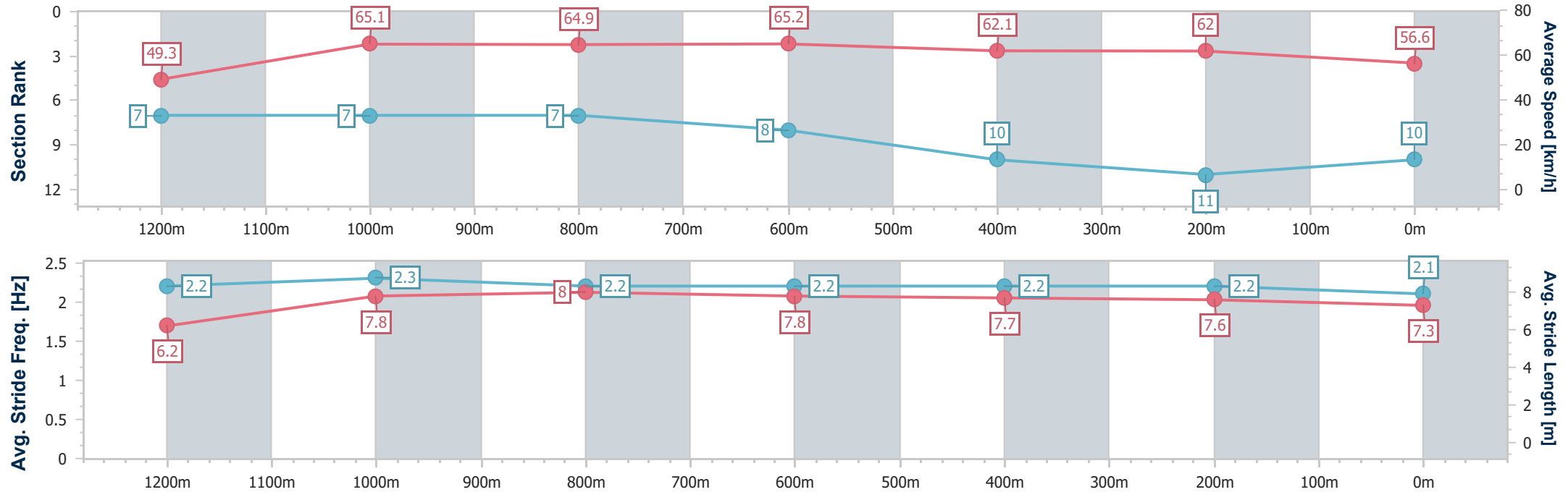
Horse/Jockey Name	Store Beach
Final Rank	10
Fastest Section Time (Section)	0:11.04 (1200m)
Top Speed [km/h] (Section)	66.2 (1200m)
Race State	Finished



TownsvilleProfessional  
Race 4: THE TOWNSVILLE MENDI BLACKHAWKS  
BENCHMARK 65 Handicap - 1400m  
24 January 2026 - 13:45  
Track Rating: Soft 5, Weather: Fine, Rail Position: +4.5m 1000-  
W/Post; +2m Remainder.



Section	Overall	1200m	1000m	800m	600m	400m	200m						
Section Times	1:23.98 [10] (0:14.61)	1:09.37 [7] (0:11.04)	0:58.33 [7] (0:11.11)	0:47.22 [7] (0:11.11)	0:36.11 [8] (0:11.72)	0:24.39 [10] (0:11.67)	0:12.72 [11] (0:12.72)						
Average Speed [km/h]	49.3	65.1	64.9	65.2	62.1	62.0	56.6						
Top Speed [km/h]	66.1	66.2	65.8	65.9	62.9	62.7	60.7						
Avg. Dist. to Rail [m]	4.0	1.0	1.3	1.4	2.0	3.1	5.0						
Avg. Stride Freq. [Hz]	2.2	2.3	2.2	2.2	2.2	2.2	2.1						
Avg. Stride Length [m]	6.2	7.8	8.0	7.8	7.7	7.6	7.3						





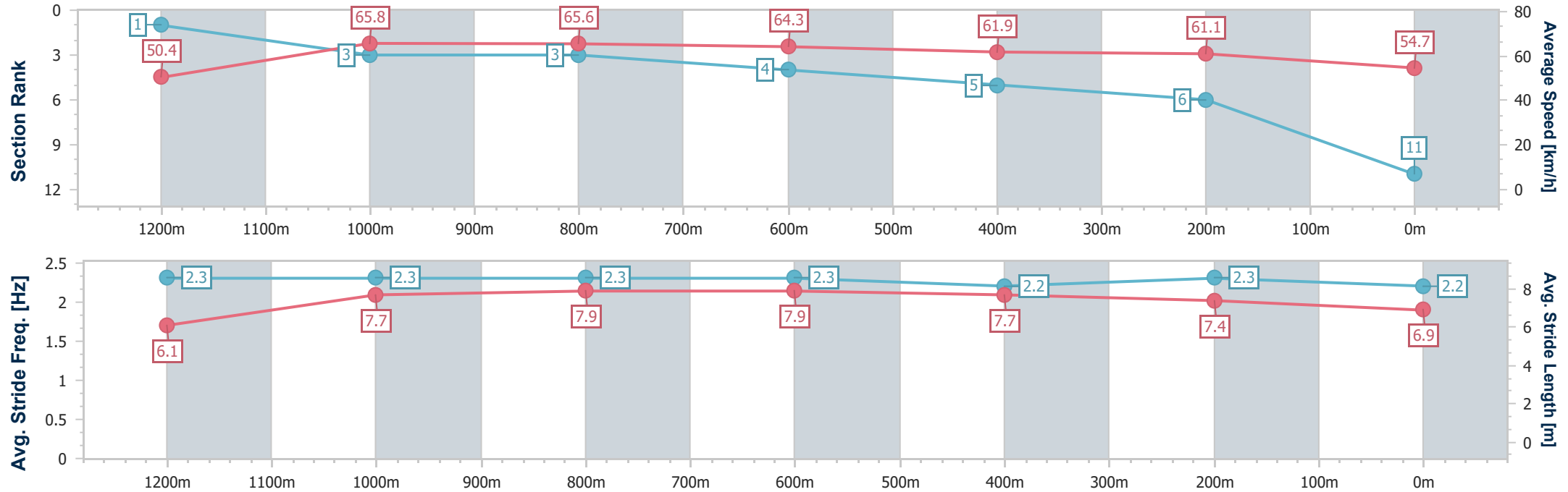
Horse/Jockey Name	Room For Squares
Final Rank	11
Fastest Section Time (Section)	0:10.93 (1200m)
Top Speed [km/h] (Section)	66.7 (Overall)
Race State	Finished



TownsvilleProfessional  
Race 4: THE TOWNSVILLE MENDI BLACKHAWKS  
BENCHMARK 65 Handicap - 1400m  
24 January 2026 - 13:45  
Track Rating: Soft 5, Weather: Fine, Rail Position: +4.5m 1000-  
W/Post; +2m Remainder.



Section	Overall	1200m	1000m	800m	600m	400m	200m						
Section Times	1:24.18 [11] (0:14.28)	1:09.90 [1] (0:10.93)	0:58.97 [3] (0:11.01)	0:47.96 [3] (0:11.25)	0:36.71 [4] (0:11.68)	0:25.03 [5] (0:11.81)	0:13.22 [6] (0:13.22)						
Average Speed [km/h]	50.4	65.8	65.6	64.3	61.9	61.1	54.7						
Top Speed [km/h]	66.7	66.5	66.3	66.0	63.1	62.8	58.9						
Avg. Dist. to Rail [m]	3.8	1.3	1.5	1.1	0.7	1.8	2.2						
Avg. Stride Freq. [Hz]	2.3	2.3	2.3	2.3	2.2	2.3	2.2						
Avg. Stride Length [m]	6.1	7.7	7.9	7.9	7.7	7.4	6.9						





# Townsville Professional

## Race 5: MITAVITE BENCHMARK 55 Handicap - 1000m

24 January 2026 - 14:20



Track Rating: Soft 5, Weather: Fine, Rail Position: +4.5m 1000-W/Post; +2m Remainder.

Section							Overall	800m	600m	400m	200m			Last 600m
Field Times							0:56.13 (0:12.66)	0:43.47 (0:10.22)	0:33.25 (0:10.78)	0:22.47 (0:11.15)	0:11.32 (0:11.32)			0:33.25
Rank	TAB	Horse/Jockey	Barrier	Top Speed [km/h]	Fastest Section						Margin			Distance Travelled [m]
1	5	MIND OVER MATTER	6	71.1	0:10.32	0:56.13 [1]	0:43.12 [4]	0:32.80 [4]	0:21.95 [5]	0:11.19 [3]	0:56.13	0:32.80		
		Sean Cormack		800m	800m	(0:13.01)	(0:10.32)	(0:10.85)	(0:10.76)	(0:11.19)				
2	3	COPPABELLA ROAD	8	72.4	0:10.25	0:56.56 [2]	0:43.69 [2]	0:33.44 [2]	0:22.67 [2]	0:11.64 [2]	2.53L	0:33.44		-1
		Ryan Wiggins		800m	800m	(0:12.87)	(0:10.25)	(0:10.77)	(0:11.03)	(0:11.64)				
3	4	THREEBROTHERS	2	72.1	0:10.28	0:56.60 [3]	0:43.53 [5]	0:33.25 [5]	0:22.57 [4]	0:11.62 [4]	2.77L	0:33.25		-2
		Rachel Shred		800m	800m	(0:13.07)	(0:10.28)	(0:10.68)	(0:10.95)	(0:11.62)				
4	7	THIRTEEN UNDER	5	70.9	0:10.25	0:56.62 [4]	0:42.95 [12]	0:32.70 [11]	0:22.06 [9]	0:11.29 [6]	2.87L	0:32.70		-2
		Lacey Morrison		800m	800m	(0:13.67)	(0:10.25)	(0:10.64)	(0:10.77)	(0:11.29)				
5	8	ATALA	13	72.5	0:10.22	0:56.69 [5]	0:44.03 [1]	0:33.81 [1]	0:23.03 [1]	0:11.88 [1]	3.29L	0:33.81		+4
		Wanderson D'Avila		Overall	800m	(0:12.66)	(0:10.22)	(0:10.78)	(0:11.15)	(0:11.88)				
6	11	SUPID DATE	9	71.8	0:10.35	0:56.71 [6]	0:43.37 [7]	0:33.02 [7]	0:22.30 [7]	0:11.31 [8]	3.42L	0:33.02		-1
		Jackson Murphy		800m	800m	(0:13.34)	(0:10.35)	(0:10.72)	(0:10.99)	(0:11.31)				
7	10	STATESWOMAN	3	70.8	0:10.40	0:56.94 [7]	0:43.79 [6]	0:33.39 [6]	0:22.62 [6]	0:11.59 [7]	4.78L	0:33.39		+0
		Nathan Thomas		800m	800m	(0:13.15)	(0:10.40)	(0:10.77)	(0:11.03)	(0:11.59)				
8	2	ISHOTTHEDEPUTY	10	70.9	0:10.34	0:57.05 [8]	0:43.55 [11]	0:33.21 [8]	0:22.53 [8]	0:11.35 [11]	5.39L	0:33.21		+2
		Aidan Holt		800m	800m	(0:13.50)	(0:10.34)	(0:10.68)	(0:11.18)	(0:11.35)				
9	6	THEREGOS	11	71.8	0:10.26	0:57.33 [9]	0:44.41 [3]	0:34.15 [3]	0:23.39 [3]	0:12.17 [5]	7.06L	0:34.15		+0
		Graham Kliese		800m	800m	(0:12.92)	(0:10.26)	(0:10.76)	(0:11.22)	(0:12.17)				
10	13	TORERA	4	70.3	0:10.44	0:57.38 [10]	0:43.97 [10]	0:33.53 [9]	0:22.77 [11]	0:11.83 [9]	7.37L	0:33.53		-1
		Fred Larson		800m	800m	(0:13.41)	(0:10.44)	(0:10.76)	(0:10.94)	(0:11.83)				



# Townsville Professional

## Race 5: MITAVITE BENCHMARK 55 Handicap - 1000m

24 January 2026 - 14:20



Track Rating: Soft 5, Weather: Fine, Rail Position: +4.5m 1000-W/Post; +2m Remainder.

Section					Overall	800m	600m	400m	200m	Last 600m			
Field Times					0:56.13 (0:12.66)	0:43.47 (0:10.22)	0:33.25 (0:10.78)	0:22.47 (0:11.15)	0:11.32 (0:11.32)	0:33.25			
Rank	TAB	Horse/Jockey	Barrier	Top Speed [km/h]	Fastest Section						Margin	Distance Travelled [m]	
11	9	ADAJ	12	70.2	0:10.47	0:57.50 [11]	0:44.11 [9]	0:33.64 [10]	0:22.90 [10]	0:11.81 [10]	8.05L	0:33.64	+0
		Ivo Fry		800m	800m	(0:13.39)	(0:10.47)	(0:10.74)	(0:11.09)	(0:11.81)			
12	1	TYMON	1	72.3	0:10.25	0:57.63 [12]	0:43.27 [13]	0:33.02 [13]	0:22.46 [13]	0:11.65 [12]	8.81L	0:33.02	+1
		Olivia Kendal		800m	800m	(0:14.36)	(0:10.25)	(0:10.56)	(0:10.81)	(0:11.65)			
13	12	KADIATCHA MAN	7	69.1	0:10.76	0:57.79 [13]	0:44.40 [8]	0:33.64 [12]	0:22.70 [12]	0:11.72 [13]	9.79L	0:33.64	+2
		Fiona Sandkuhl		800m	800m	(0:13.39)	(0:10.76)	(0:10.94)	(0:10.98)	(0:11.72)			



Horse/Jockey Name	Mind Over Matter
Final Rank	1
Fastest Section Time (Section)	0:10.32 (800m)
Top Speed [km/h] (Section)	71.1 (800m)
Race State	Finished

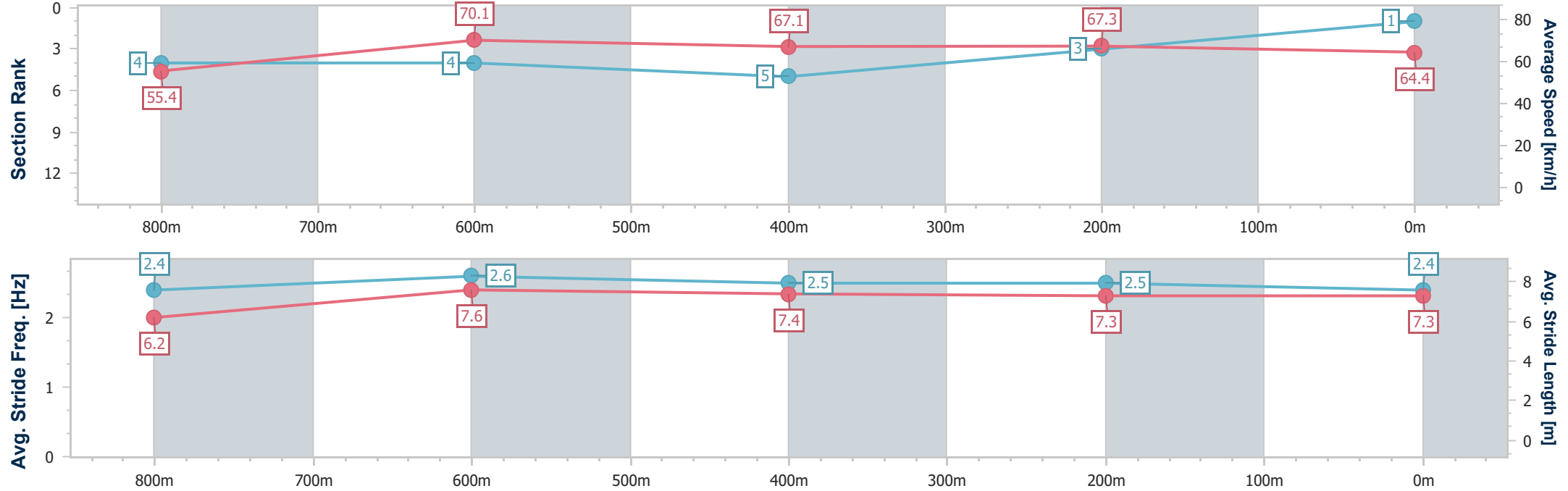


TownsvilleProfessional  
Race 5: MITAVITE BENCHMARK 55 Handicap - 1000m

24 January 2026 - 14:20  
Track Rating: Soft 5, Weather: Fine, Rail Position: +4.5m 1000-  
W/Post; +2m Remainder.



Section	Overall	800m	600m	400m	200m										
Section Times	0:56.13 [1] (0:13.01)	0:43.12 [4] (0:10.32)	0:32.80 [4] (0:10.85)	0:21.95 [5] (0:10.76)	0:11.19 [3] (0:11.19)										
Average Speed [km/h]	55.4	70.1	67.1	67.3	64.4										
Top Speed [km/h]	71.0	71.1	69.3	68.6	67.4										
Avg. Dist. to Rail [m]	4.7	1.5	2.1	4.0	5.3										
Avg. Stride Freq. [Hz]	2.4	2.6	2.5	2.5	2.4										
Avg. Stride Length [m]	6.2	7.6	7.4	7.3	7.3										



- [ ] Ranking at each section and finish
- .-.- No data available at this section
- NA No data available



Horse/Jockey Name	Coppabella Road
Final Rank	2
Fastest Section Time (Section)	0:10.25 (800m)
Top Speed [km/h] (Section)	72.4 (800m)
Race State	Finished

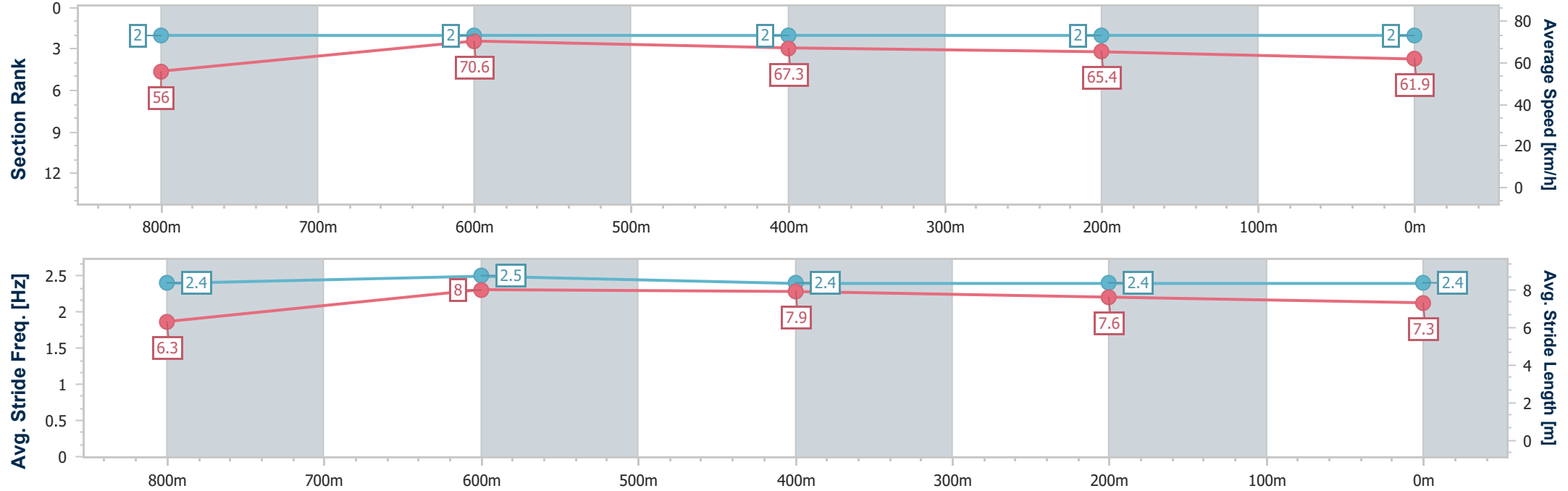


TownsvilleProfessional  
Race 5: MITAVITE BENCHMARK 55 Handicap - 1000m

24 January 2026 - 14:20  
Track Rating: Soft 5, Weather: Fine, Rail Position: +4.5m 1000-  
W/Post; +2m Remainder.



Section	Overall	800m	600m	400m	200m										
Section Times	0:56.56 [2] (0:12.87)	0:43.69 [2] (0:10.25)	0:33.44 [2] (0:10.77)	0:22.67 [2] (0:11.03)	0:11.64 [2] (0:11.64)										
Average Speed [km/h]	56.0	70.6	67.3	65.4	61.9										
Top Speed [km/h]	72.3	72.4	70.8	66.3	64.7										
Avg. Dist. to Rail [m]	8.2	2.2	1.2	1.5	3.4										
Avg. Stride Freq. [Hz]	2.4	2.5	2.4	2.4	2.4										
Avg. Stride Length [m]	6.3	8.0	7.9	7.6	7.3										



[ ] Ranking at each section and finish  
-.-.- No data available at this section  
NA No data available



Horse/Jockey Name	Threebrothers
Final Rank	3
Fastest Section Time (Section)	0:10.28 (800m)
Top Speed [km/h] (Section)	72.1 (800m)
Race State	Finished

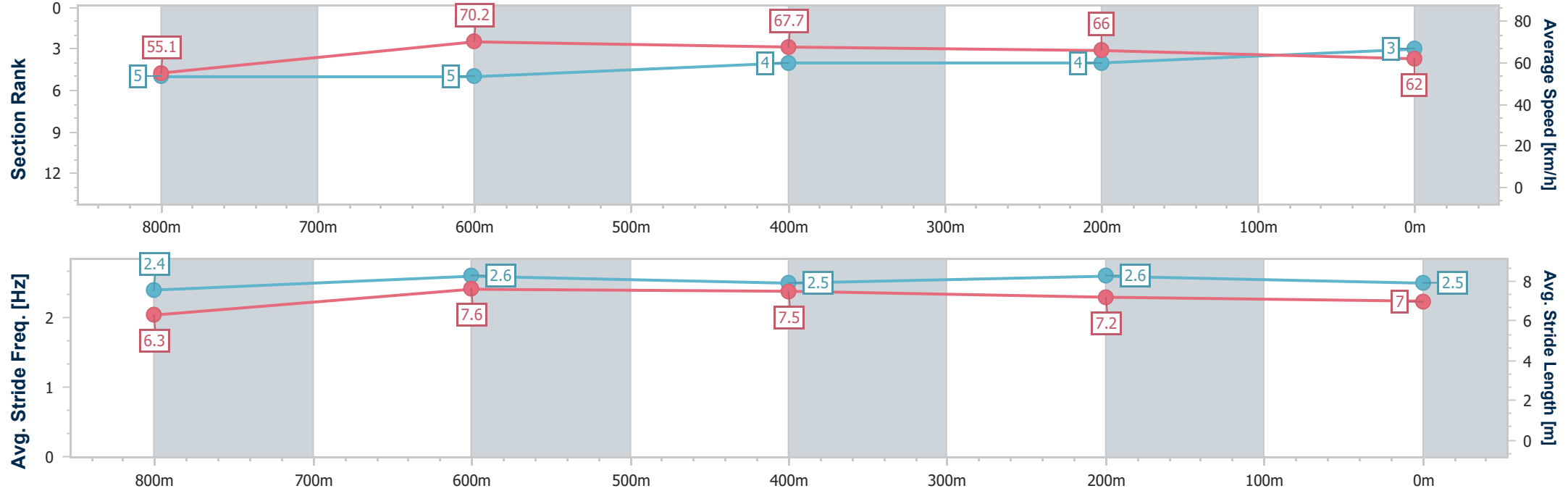


TownsvilleProfessional  
Race 5: MITAVITE BENCHMARK 55 Handicap - 1000m

24 January 2026 - 14:20  
Track Rating: Soft 5, Weather: Fine, Rail Position: +4.5m 1000-  
W/Post; +2m Remainder.



Section	Overall	800m	600m	400m	200m										
Section Times	0:56.60 [3] (0:13.07)	0:43.53 [5] (0:10.28)	0:33.25 [5] (0:10.68)	0:22.57 [4] (0:10.95)	0:11.62 [4] (0:11.62)										
Average Speed [km/h]	55.1	70.2	67.7	66.0	62.0										
Top Speed [km/h]	72.1	72.1	69.8	67.0	64.7										
Avg. Dist. to Rail [m]	1.3	0.5	1.2	3.0	5.8										
Avg. Stride Freq. [Hz]	2.4	2.6	2.5	2.6	2.5										
Avg. Stride Length [m]	6.3	7.6	7.5	7.2	7.0										



- [ ] Ranking at each section and finish
- .-.- No data available at this section
- NA No data available



Horse/Jockey Name	Thirteen Under
Final Rank	4
Fastest Section Time (Section)	0:10.25 (800m)
Top Speed [km/h] (Section)	70.9 (800m)
Race State	Finished

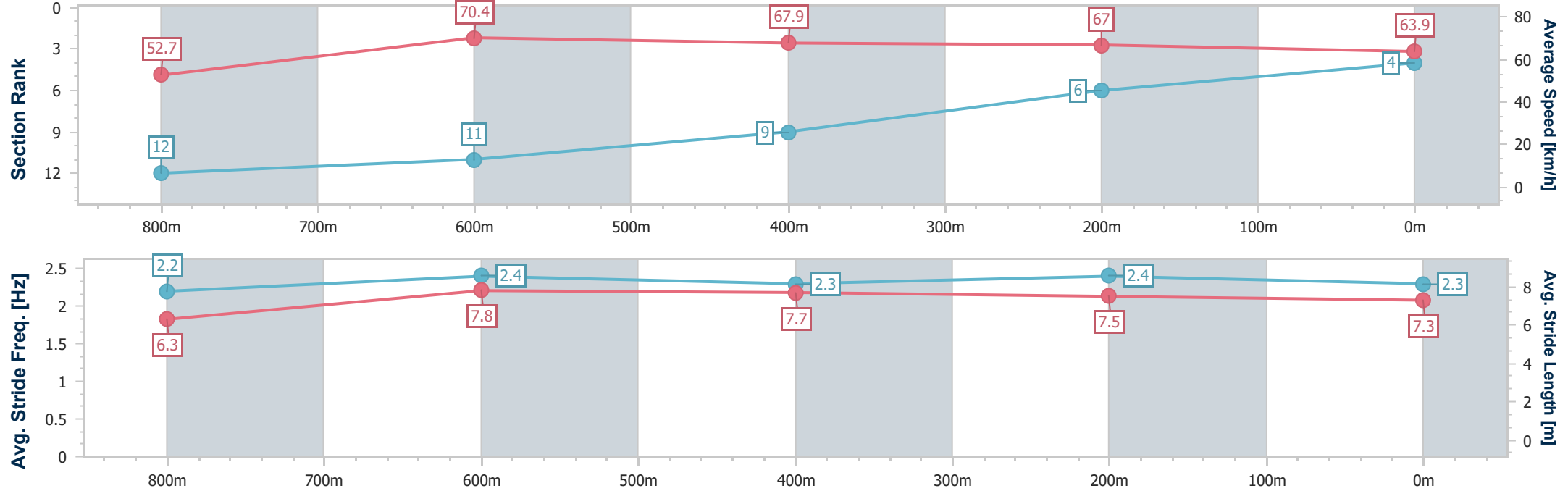


TownsvilleProfessional  
Race 5: MITAVITE BENCHMARK 55 Handicap - 1000m

24 January 2026 - 14:20  
Track Rating: Soft 5, Weather: Fine, Rail Position: +4.5m 1000-  
W/Post; +2m Remainder.



Section	Overall	800m	600m	400m	200m										
Section Times	0:56.62 [4] (0:13.67)	0:42.95 [12] (0:10.25)	0:32.70 [11] (0:10.64)	0:22.06 [9] (0:10.77)	0:11.29 [6] (0:11.29)										
Average Speed [km/h]	52.7	70.4	67.9	67.0	63.9										
Top Speed [km/h]	70.4	70.9	69.9	67.6	66.3										
Avg. Dist. to Rail [m]	3.5	0.6	0.7	2.2	2.5										
Avg. Stride Freq. [Hz]	2.2	2.4	2.3	2.4	2.3										
Avg. Stride Length [m]	6.3	7.8	7.7	7.5	7.3										



- [ ] Ranking at each section and finish
- .-.- No data available at this section
- NA No data available





Horse/Jockey Name	Atala
Final Rank	5
Fastest Section Time (Section)	0:10.22 (800m)
Top Speed [km/h] (Section)	72.5 (Overall)
Race State	Finished

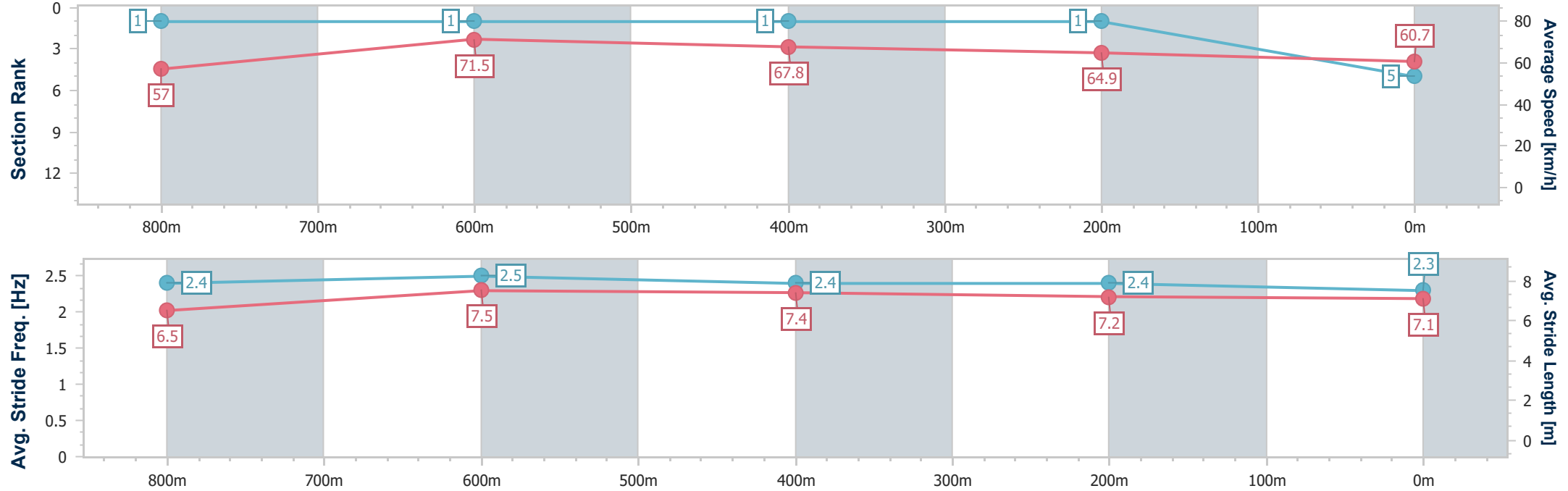


TownsvilleProfessional  
Race 5: MITAVITE BENCHMARK 55 Handicap - 1000m

24 January 2026 - 14:20  
Track Rating: Soft 5, Weather: Fine, Rail Position: +4.5m 1000-  
W/Post; +2m Remainder.



Section	Overall	800m	600m	400m	200m										
Section Times	0:56.69 [5] (0:12.66)	0:44.03 [1] (0:10.22)	0:33.81 [1] (0:10.78)	0:23.03 [1] (0:11.15)	0:11.88 [1] (0:11.88)										
Average Speed [km/h]	57.0	71.5	67.8	64.9	60.7										
Top Speed [km/h]	72.5	72.4	70.2	66.3	63.3										
Avg. Dist. to Rail [m]	11.5	4.1	3.1	2.5	4.2										
Avg. Stride Freq. [Hz]	2.4	2.5	2.4	2.4	2.3										
Avg. Stride Length [m]	6.5	7.5	7.4	7.2	7.1										



[ ] Ranking at each section and finish  
- - - - No data available at this section  
NA No data available



Horse/Jockey Name	Supid Date
Final Rank	6
Fastest Section Time (Section)	0:10.35 (800m)
Top Speed [km/h] (Section)	71.8 (800m)
Race State	Finished

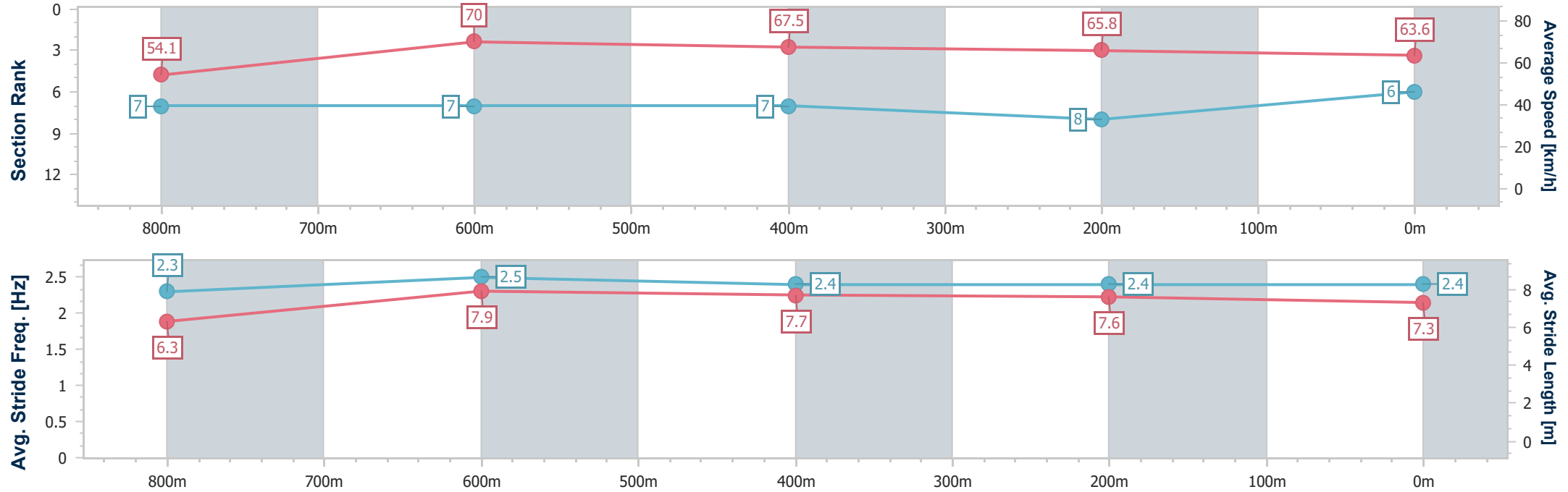


TownsvilleProfessional  
Race 5: MITAVITE BENCHMARK 55 Handicap - 1000m

24 January 2026 - 14:20  
Track Rating: Soft 5, Weather: Fine, Rail Position: +4.5m 1000-  
W/Post; +2m Remainder.



Section	Overall	800m	600m	400m	200m										
Section Times	0:56.71 [6] (0:13.34)	0:43.37 [7] (0:10.35)	0:33.02 [7] (0:10.72)	0:22.30 [7] (0:10.99)	0:11.31 [8] (0:11.31)										
Average Speed [km/h]	54.1	70.0	67.5	65.8	63.6										
Top Speed [km/h]	71.1	71.8	69.2	66.9	66.6										
Avg. Dist. to Rail [m]	7.4	2.2	0.9	3.7	7.3										
Avg. Stride Freq. [Hz]	2.3	2.5	2.4	2.4	2.4										
Avg. Stride Length [m]	6.3	7.9	7.7	7.6	7.3										



- [ ] Ranking at each section and finish
- .-.- No data available at this section
- NA No data available



Horse/Jockey Name	Stateswoman
Final Rank	7
Fastest Section Time (Section)	0:10.40 (800m)
Top Speed [km/h] (Section)	70.8 (800m)
Race State	Finished

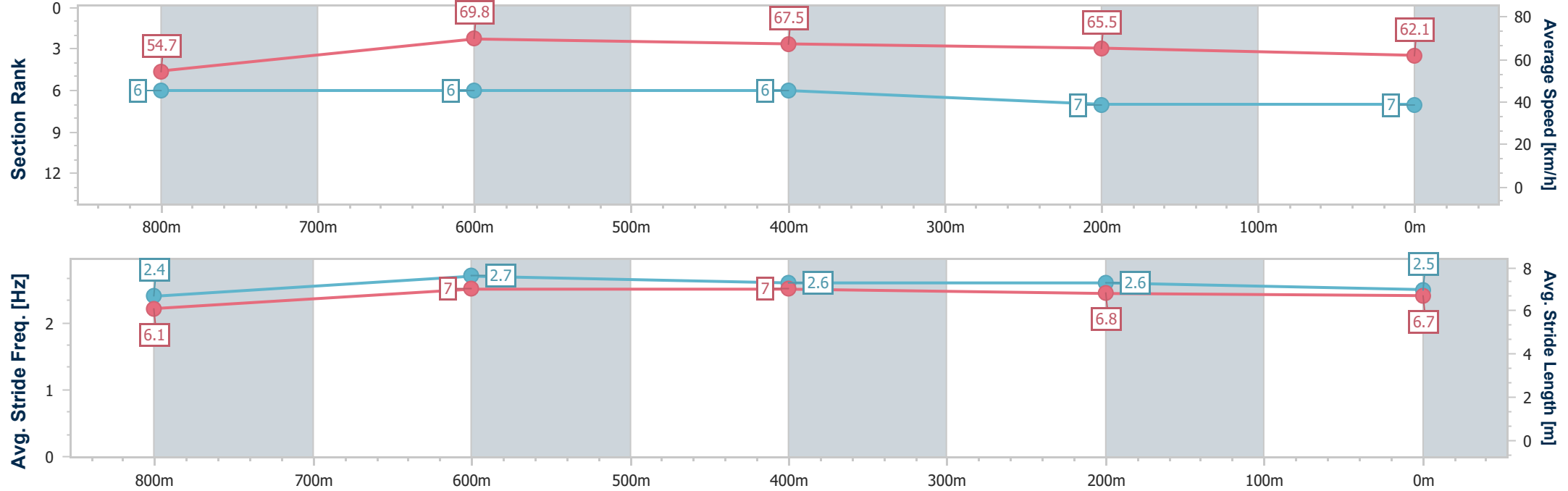


TownsvilleProfessional  
Race 5: MITAVITE BENCHMARK 55 Handicap - 1000m

24 January 2026 - 14:20  
Track Rating: Soft 5, Weather: Fine, Rail Position: +4.5m 1000-  
W/Post; +2m Remainder.



Section	Overall	800m	600m	400m	200m									
Section Times	0:56.94 [7] (0:13.15)	0:43.79 [6] (0:10.40)	0:33.39 [6] (0:10.77)	0:22.62 [6] (0:11.03)	0:11.59 [7] (0:11.59)									
Average Speed [km/h]	54.7	69.8	67.5	65.5	62.1									
Top Speed [km/h]	69.8	70.8	69.4	66.3	64.6									
Avg. Dist. to Rail [m]	3.8	2.6	1.7	3.4	6.1									
Avg. Stride Freq. [Hz]	2.4	2.7	2.6	2.6	2.5									
Avg. Stride Length [m]	6.1	7.0	7.0	6.8	6.7									



- [ ] Ranking at each section and finish
- .-.- No data available at this section
- NA No data available



Horse/Jockey Name	Ishotthedeputy
Final Rank	8
Fastest Section Time (Section)	0:10.34 (800m)
Top Speed [km/h] (Section)	70.9 (800m)
Race State	Finished

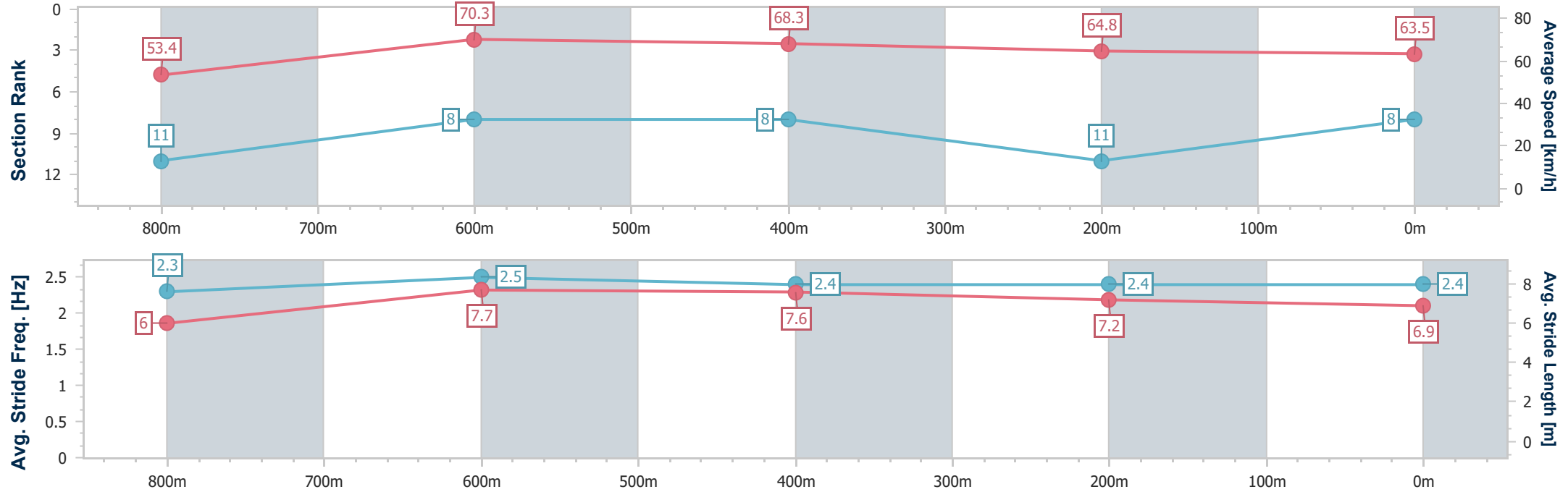


TownsvilleProfessional  
Race 5: MITAVITE BENCHMARK 55 Handicap - 1000m

24 January 2026 - 14:20  
Track Rating: Soft 5, Weather: Fine, Rail Position: +4.5m 1000-  
W/Post; +2m Remainder.



Section	Overall	800m	600m	400m	200m										
Section Times	0:57.05 [8] (0:13.50)	0:43.55 [11] (0:10.34)	0:33.21 [8] (0:10.68)	0:22.53 [8] (0:11.18)	0:11.35 [11] (0:11.35)										
Average Speed [km/h]	53.4	70.3	68.3	64.8	63.5										
Top Speed [km/h]	69.5	70.9	69.9	66.0	65.3										
Avg. Dist. to Rail [m]	8.3	2.8	2.2	6.4	9.5										
Avg. Stride Freq. [Hz]	2.3	2.5	2.4	2.4	2.4										
Avg. Stride Length [m]	6.0	7.7	7.6	7.2	6.9										



[ ] Ranking at each section and finish  
-.-.- No data available at this section  
NA No data available



Horse/Jockey Name	Theregos
Final Rank	9
Fastest Section Time (Section)	0:10.26 (800m)
Top Speed [km/h] (Section)	71.8 (800m)
Race State	Finished

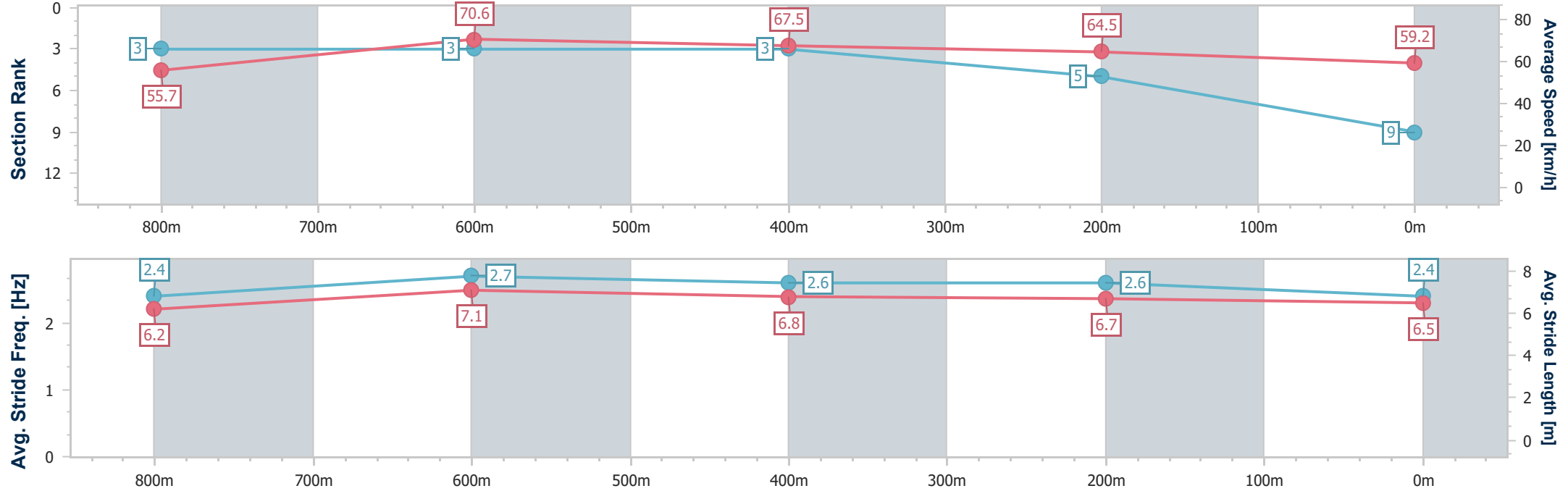


TownsvilleProfessional  
Race 5: MITAVITE BENCHMARK 55 Handicap - 1000m

24 January 2026 - 14:20  
Track Rating: Soft 5, Weather: Fine, Rail Position: +4.5m 1000-  
W/Post; +2m Remainder.



Section	Overall	800m	600m	400m	200m										
Section Times	0:57.33 [9] (0:12.92)	0:44.41 [3] (0:10.26)	0:34.15 [3] (0:10.76)	0:23.39 [3] (0:11.22)	0:12.17 [5] (0:12.17)										
Average Speed [km/h]	55.7	70.6	67.5	64.5	59.2										
Top Speed [km/h]	71.5	71.8	70.1	66.1	62.0										
Avg. Dist. to Rail [m]	9.0	1.9	1.7	4.0	4.6										
Avg. Stride Freq. [Hz]	2.4	2.7	2.6	2.6	2.4										
Avg. Stride Length [m]	6.2	7.1	6.8	6.7	6.5										



[ ] Ranking at each section and finish  
-.-.- No data available at this section  
NA No data available



Horse/Jockey Name	Torera
Final Rank	10
Fastest Section Time (Section)	0:10.44 (800m)
Top Speed [km/h] (Section)	70.3 (800m)
Race State	Finished

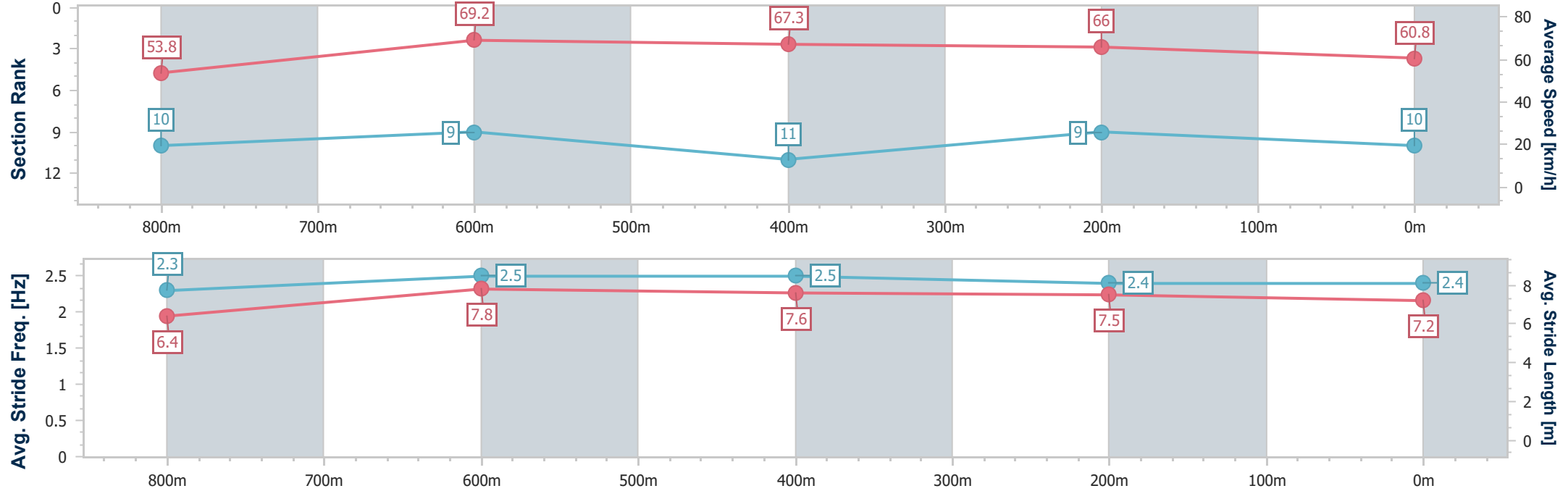


TownsvilleProfessional  
Race 5: MITAVITE BENCHMARK 55 Handicap - 1000m

24 January 2026 - 14:20  
Track Rating: Soft 5, Weather: Fine, Rail Position: +4.5m 1000-  
W/Post; +2m Remainder.



Section	Overall	800m	600m	400m	200m										
Section Times	0:57.38 [10] (0:13.41)	0:43.97 [10] (0:10.44)	0:33.53 [9] (0:10.76)	0:22.77 [11] (0:10.94)	0:11.83 [9] (0:11.83)										
Average Speed [km/h]	53.8	69.2	67.3	66.0	60.8										
Top Speed [km/h]	68.7	70.3	70.1	67.6	64.0										
Avg. Dist. to Rail [m]	4.1	1.6	0.9	3.1	3.6										
Avg. Stride Freq. [Hz]	2.3	2.5	2.5	2.4	2.4										
Avg. Stride Length [m]	6.4	7.8	7.6	7.5	7.2										



[ ] Ranking at each section and finish  
-.-.- No data available at this section  
NA No data available



Horse/Jockey Name	Adaj
Final Rank	11
Fastest Section Time (Section)	0:10.47 (800m)
Top Speed [km/h] (Section)	70.2 (800m)
Race State	Finished

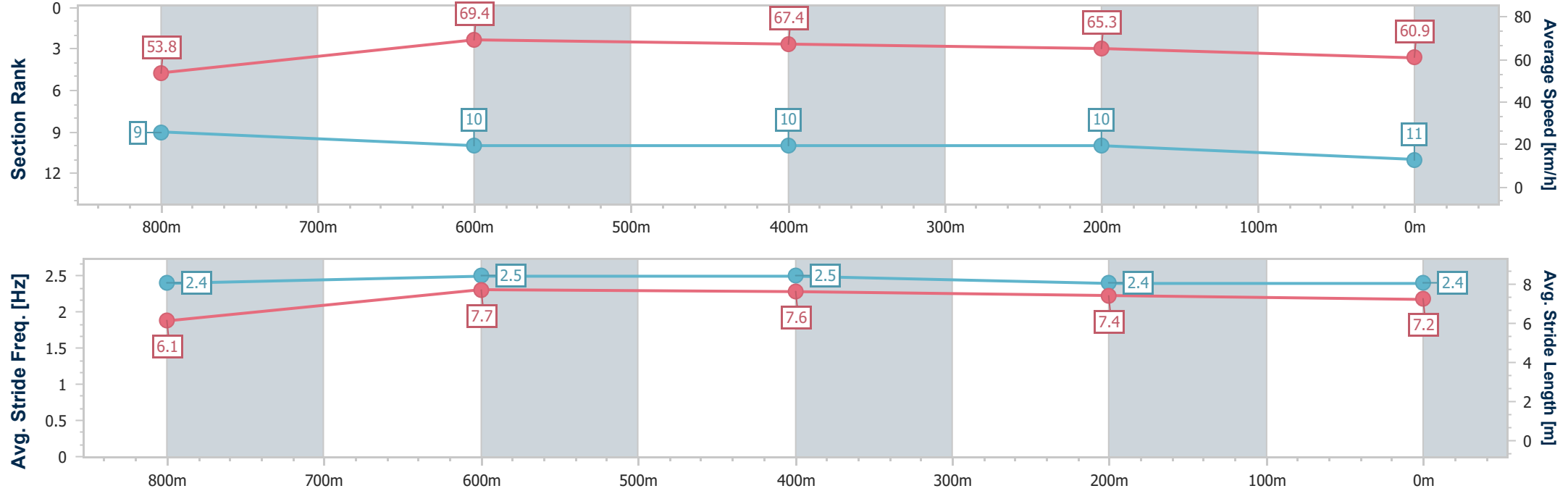


TownsvilleProfessional  
Race 5: MITAVITE BENCHMARK 55 Handicap - 1000m

24 January 2026 - 14:20  
Track Rating: Soft 5, Weather: Fine, Rail Position: +4.5m 1000-  
W/Post; +2m Remainder.



Section	Overall	800m	600m	400m	200m										
Section Times	0:57.50 [11] (0:13.39)	0:44.11 [9] (0:10.47)	0:33.64 [10] (0:10.74)	0:22.90 [10] (0:11.09)	0:11.81 [10] (0:11.81)										
Average Speed [km/h]	53.8	69.4	67.4	65.3	60.9										
Top Speed [km/h]	69.9	70.2	69.0	66.6	63.6										
Avg. Dist. to Rail [m]	9.3	2.7	1.2	3.7	6.0										
Avg. Stride Freq. [Hz]	2.4	2.5	2.5	2.4	2.4										
Avg. Stride Length [m]	6.1	7.7	7.6	7.4	7.2										



- [ ] Ranking at each section and finish
- .-.- No data available at this section
- NA No data available



Horse/Jockey Name	Tymon
Final Rank	12
Fastest Section Time (Section)	0:10.25 (800m)
Top Speed [km/h] (Section)	72.3 (800m)
Race State	Finished

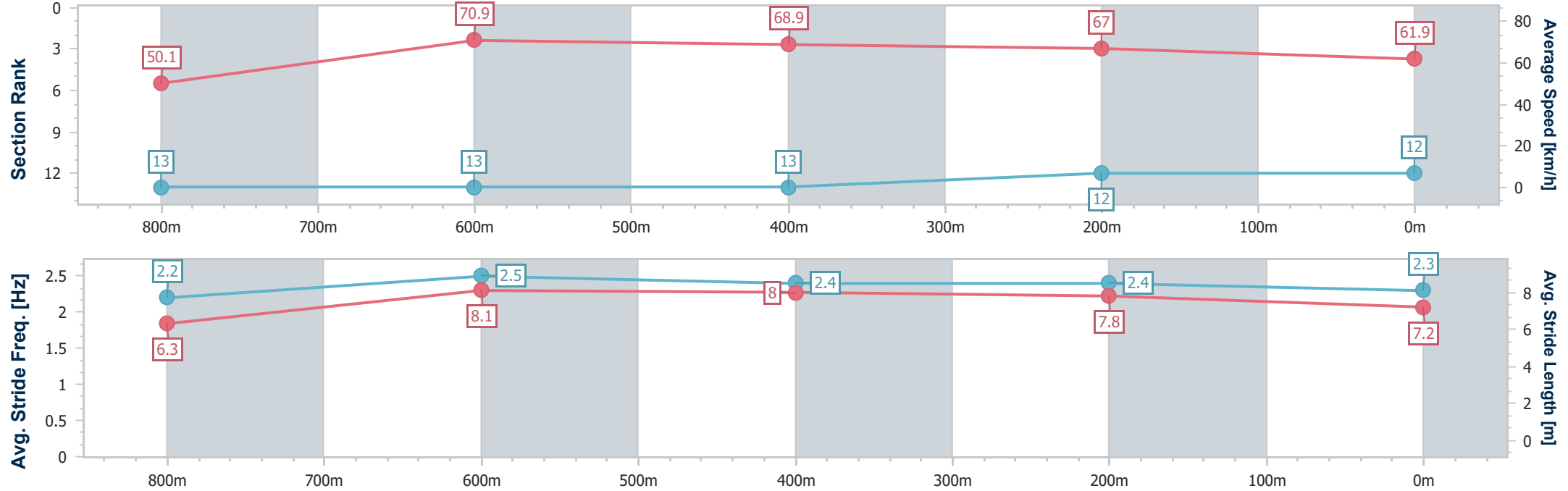


TownsvilleProfessional  
Race 5: MITAVITE BENCHMARK 55 Handicap - 1000m

24 January 2026 - 14:20  
Track Rating: Soft 5, Weather: Fine, Rail Position: +4.5m 1000-  
W/Post; +2m Remainder.



Section	Overall	800m	600m	400m	200m									
Section Times	0:57.63 [12] (0:14.36)	0:43.27 [13] (0:10.25)	0:33.02 [13] (0:10.56)	0:22.46 [13] (0:10.81)	0:11.65 [12] (0:11.65)									
Average Speed [km/h]	50.1	70.9	68.9	67.0	61.9									
Top Speed [km/h]	70.6	72.3	71.4	69.0	64.8									
Avg. Dist. to Rail [m]	3.0	2.4	1.9	5.7	9.5									
Avg. Stride Freq. [Hz]	2.2	2.5	2.4	2.4	2.3									
Avg. Stride Length [m]	6.3	8.1	8.0	7.8	7.2									



- [ ] Ranking at each section and finish
- .-.- No data available at this section
- NA No data available





Horse/Jockey Name	Kadiatcha Man
Final Rank	13
Fastest Section Time (Section)	0:10.76 (800m)
Top Speed [km/h] (Section)	69.1 (800m)
Race State	Finished

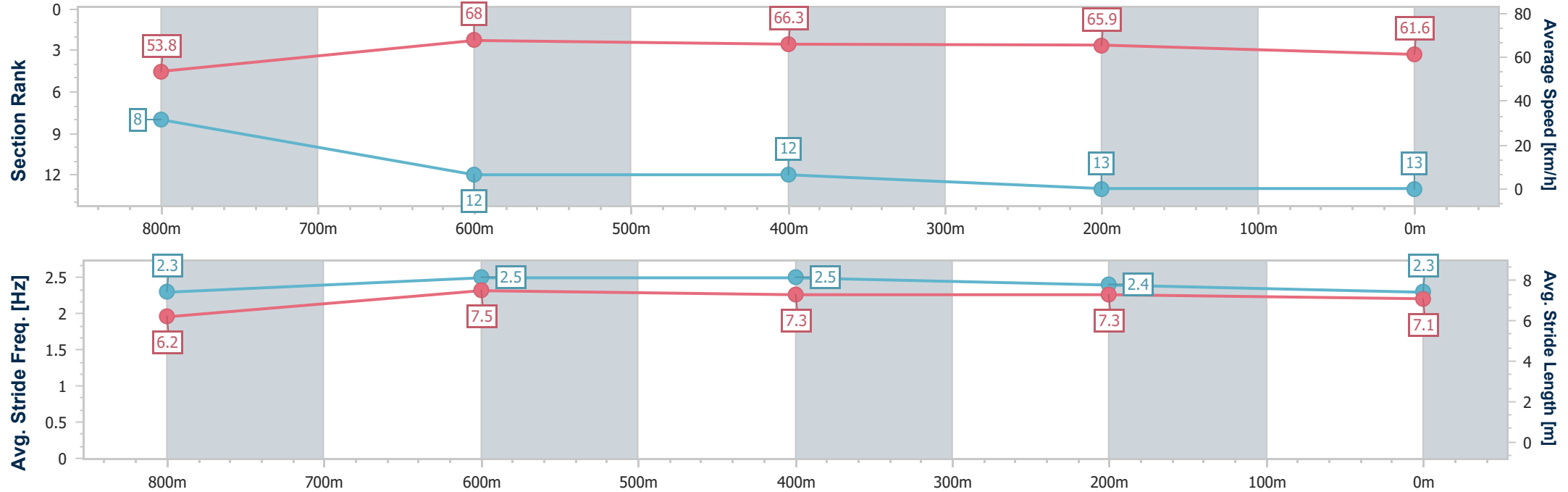


TownsvilleProfessional  
Race 5: MITAVITE BENCHMARK 55 Handicap - 1000m

24 January 2026 - 14:20  
Track Rating: Soft 5, Weather: Fine, Rail Position: +4.5m 1000-  
W/Post; +2m Remainder.



Section	Overall	800m	600m	400m	200m										
Section Times	0:57.79 [13] (0:13.39)	0:44.40 [8] (0:10.76)	0:33.64 [12] (0:10.94)	0:22.70 [12] (0:10.98)	0:11.72 [13] (0:11.72)										
Average Speed [km/h]	53.8	68.0	66.3	65.9	61.6										
Top Speed [km/h]	67.1	69.1	68.3	66.9	64.8										
Avg. Dist. to Rail [m]	6.8	4.3	1.7	3.4	3.2										
Avg. Stride Freq. [Hz]	2.3	2.5	2.5	2.4	2.3										
Avg. Stride Length [m]	6.2	7.5	7.3	7.3	7.1										





**TownsvilleProfessional**  
**Race 6: BOOTZ SPORTSBAR LEGEND STEVE SMITH BENCHMARK 55**  
**Handicap - 1000m**  
**24 January 2026 - 14:55**



Track Rating: Soft 5, Weather: Fine, Rail Position: +4.5m 1000-W/Post; +2m Remainder.

Section							Overall	800m	600m	400m	200m	Last 600m		
Field Times							0:56.04 (0:12.78)	0:43.26 (0:10.19)	0:33.07 (0:10.62)	0:22.45 (0:10.99)	0:11.46 (0:11.46)	0:33.07		
Rank	TAB	Horse/Jockey	Barrier	Top Speed [km/h]	Fastest Section								Margin	Distance Travelled [m]
1	5	OLD GOLD	11	72.3	0:10.19	0:56.04 [1]	0:43.26 [1]	0:33.07 [1]	0:22.45 [1]	0:11.46 [1]	0:56.04	0:33.07		
		Ron Stewart		800m	800m	(0:12.78)	(0:10.19)	(0:10.62)	(0:10.99)	(0:11.46)				
2	10	LOOMING LEGEND	2	72.7	0:10.13	0:56.31 [2]	0:43.13 [8]	0:33.00 [6]	0:22.42 [4]	0:11.39 [4]	1.57L	0:33.00		
		Fred Larson		800m	800m	(0:13.18)	(0:10.13)	(0:10.58)	(0:11.03)	(0:11.39)				
3	3	SUPER TWENTY THREE	6	71.2	0:10.46	0:56.90 [3]	0:43.62 [10]	0:33.16 [10]	0:22.40 [10]	0:11.52 [9]	5.06L	0:33.16		
		Fiona Sandkuhl		800m	800m	(0:13.28)	(0:10.46)	(0:10.76)	(0:10.88)	(0:11.52)				
4	6	GOLD SLUICE	5	70.9	0:10.41	0:56.92 [4]	0:43.79 [6]	0:33.38 [7]	0:22.70 [7]	0:11.73 [7]	5.16L	0:33.38		
		Ashvin Goindasamy		800m	800m	(0:13.13)	(0:10.41)	(0:10.68)	(0:10.97)	(0:11.73)				
5	1	ILZOOMYA	13	72.0	0:10.27	0:56.96 [5]	0:43.92 [4]	0:33.65 [5]	0:23.03 [6]	0:11.92 [5]	5.42L	0:33.65		
		Chris Whiteley		800m	800m	(0:13.04)	(0:10.27)	(0:10.62)	(0:11.11)	(0:11.92)				
5	11	SPINELESS	1	72.8	0:10.04	0:56.96 [5]	0:43.98 [3]	0:33.94 [2]	0:23.35 [2]	0:12.18 [2]	5.42L	0:33.94		
		Ivo Fry		800m	800m	(0:12.98)	(0:10.04)	(0:10.59)	(0:11.17)	(0:12.18)				
7	2	PARCH	12	70.9	0:10.45	0:57.03 [7]	0:43.89 [7]	0:33.44 [8]	0:22.75 [8]	0:11.80 [8]	5.8L	0:33.44		
		Frank Edwards		800m	800m	(0:13.14)	(0:10.45)	(0:10.69)	(0:10.95)	(0:11.80)				
8	8	POWER PUFF	7	72.5	0:10.14	0:57.15 [8]	0:44.20 [2]	0:34.06 [3]	0:23.54 [2]	0:12.32 [3]	6.53L	0:34.06		
		Amanda Thomson		800m	800m	(0:12.95)	(0:10.14)	(0:10.52)	(0:11.22)	(0:12.32)				
9	7	MR DAMAGE	4	70.4	0:10.47	0:57.29 [9]	0:44.11 [9]	0:33.64 [9]	0:22.86 [9]	0:11.75 [11]	7.32L	0:33.64		
		Olivia Kendal		800m	800m	(0:13.18)	(0:10.47)	(0:10.78)	(0:11.11)	(0:11.75)				
10	12	EGZAKLY	9	71.3	0:10.24	0:57.34 [10]	0:44.28 [5]	0:34.04 [4]	0:23.44 [5]	0:12.26 [6]	7.64L	0:34.04		
		Nathan Thomas		800m	800m	(0:13.06)	(0:10.24)	(0:10.60)	(0:11.18)	(0:12.26)				

Scratched: Office Politics (#9)

Report Created: Sat 24 January 2026 15:27 GMT+1 (Note: Timing is based on position data)

Page 1/15

[ ] Ranking at each section and finish  
-:-:- No data available at this section  
NA No data available

SCN Saddle cloth number  
DNF Did not finish  
DNT Did not track

data processed by  TRIPLESDATA



**Townsville Professional**  
**Race 6: BOOTZ SPORTSBAR LEGEND STEVE SMITH BENCHMARK 55**  
**Handicap - 1000m**  
**24 January 2026 - 14:55**



Track Rating: Soft 5, Weather: Fine, Rail Position: +4.5m 1000-W/Post; +2m Remainder.

Section						Overall	800m	600m	400m	200m	Last 600m		
Field Times						0:56.04 (0:12.78)	0:43.26 (0:10.19)	0:33.07 (0:10.62)	0:22.45 (0:10.99)	0:11.46 (0:11.46)	0:33.07		
Rank	TAB	Horse/Jockey	Barrier	Top Speed [km/h]	Fastest Section							Margin	Distance Travelled [m]
11	4	MISSION RIDGE	10	71.9	0:10.37	0:57.40 [11]	0:43.96 [12]	0:33.59 [11]	0:22.89 [11]	0:11.93 [10]	7.98L	0:33.59	+1
		Ryan Wiggins		800m	800m	(0:13.44)	(0:10.37)	(0:10.70)	(0:10.96)	(0:11.93)			
12	13	VEE EIGHT POWER	3	69.8	0:10.50	0:57.53 [12]	0:44.12 [11]	0:33.62 [12]	0:22.83 [12]	0:11.59 [13]	8.77L	0:33.62	-2
		Lacey Morrison		800m	800m	(0:13.41)	(0:10.50)	(0:10.79)	(0:11.24)	(0:11.59)			
13	14	TUCK	8	69.4	0:10.56	0:57.70 [13]	0:44.10 [13]	0:33.54 [13]	0:22.79 [13]	0:11.81 [12]	9.75L	0:33.54	-4
		Shane McGovern		800m	800m	(0:13.60)	(0:10.56)	(0:10.75)	(0:10.98)	(0:11.81)			

Scratched: Office Politics (#9)



Horse/Jockey Name	Old Gold
Final Rank	1
Fastest Section Time (Section)	0:10.19 (800m)
Top Speed [km/h] (Section)	72.3 (800m)
Race State	Finished

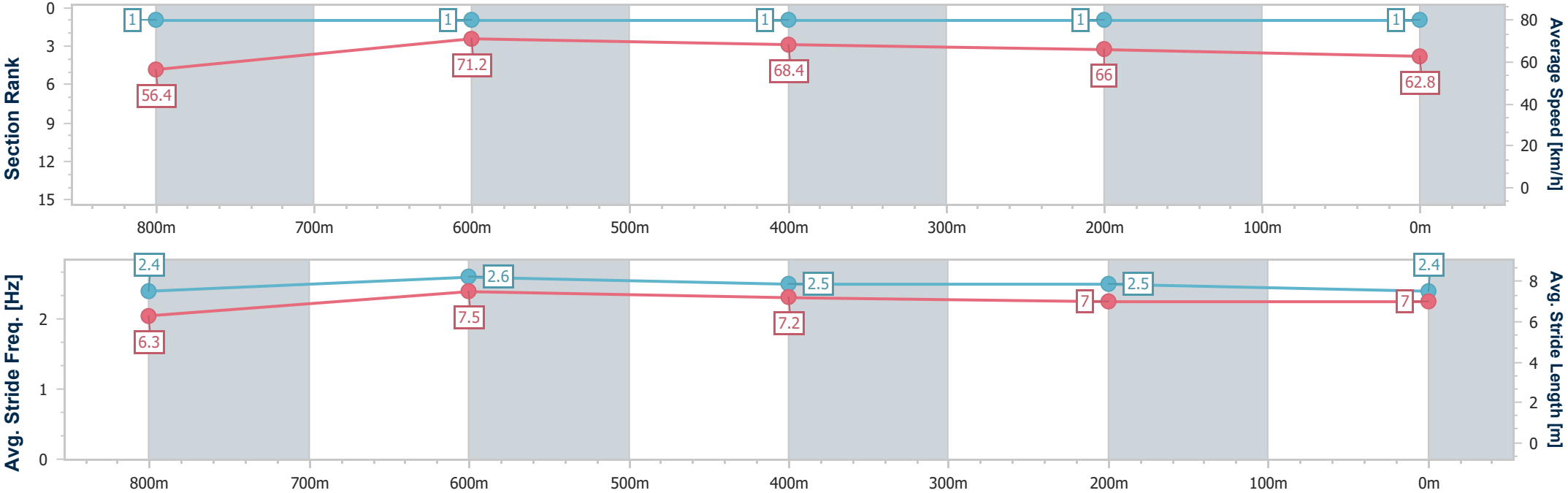


TownsvilleProfessional  
Race 6: BOOTZ SPORTSBAR LEGEND STEVE SMITH  
BENCHMARK 55 Handicap - 1000m



24 January 2026 - 14:55  
Track Rating: Soft 5, Weather: Fine, Rail Position: +4.5m 1000-  
W/Post; +2m Remainder.

Section	Overall	800m	600m	400m	200m									
Section Times	0:56.04 [1] (0:12.78)	0:43.26 [1] (0:10.19)	0:33.07 [1] (0:10.62)	0:22.45 [1] (0:10.99)	0:11.46 [1] (0:11.46)									
Average Speed [km/h]	56.4	71.2	68.4	66.0	62.8									
Top Speed [km/h]	71.2	72.3	70.5	66.6	65.7									
Avg. Dist. to Rail [m]	8.4	2.3	2.0	3.5	4.5									
Avg. Stride Freq. [Hz]	2.4	2.6	2.5	2.5	2.4									
Avg. Stride Length [m]	6.3	7.5	7.2	7.0	7.0									



- [ ] Ranking at each section and finish
- .-.- No data available at this section
- NA No data available



Horse/Jockey Name	Looming Legend
Final Rank	2
Fastest Section Time (Section)	0:10.13 (800m)
Top Speed [km/h] (Section)	72.7 (800m)
Race State	Finished

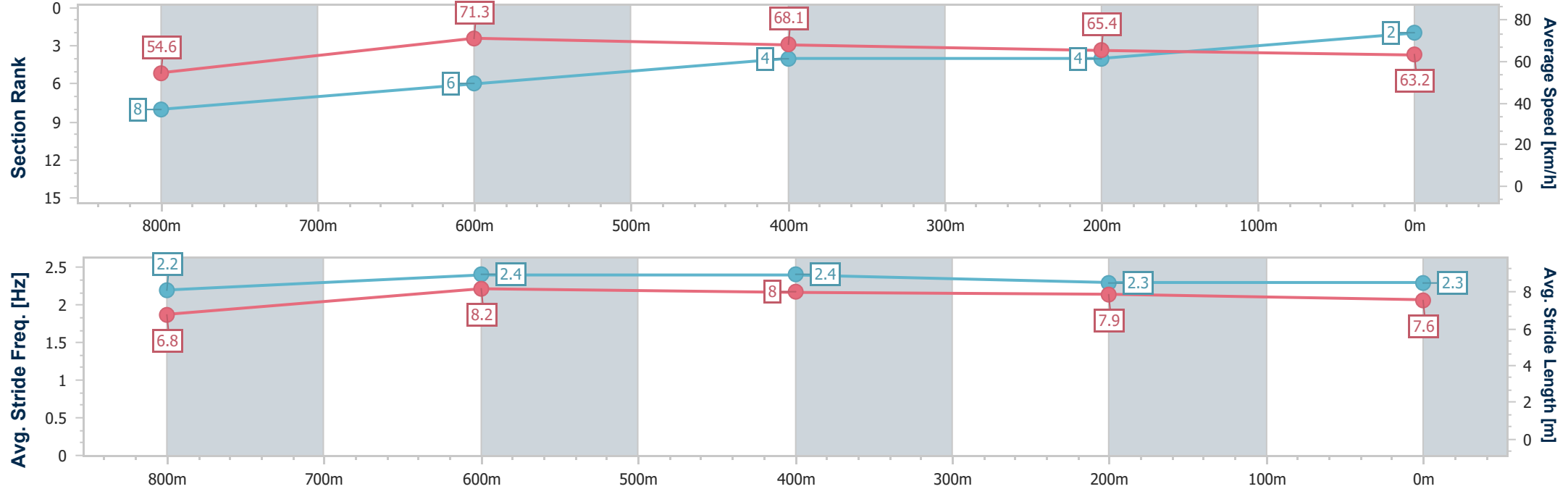


TownsvilleProfessional  
Race 6: BOOTZ SPORTSBAR LEGEND STEVE SMITH  
BENCHMARK 55 Handicap - 1000m



24 January 2026 - 14:55  
Track Rating: Soft 5, Weather: Fine, Rail Position: +4.5m 1000-  
W/Post; +2m Remainder.

Section	Overall	800m	600m	400m	200m									
Section Times	0:56.31 [2] (0:13.18)	0:43.13 [8] (0:10.13)	0:33.00 [6] (0:10.58)	0:22.42 [4] (0:11.03)	0:11.39 [4] (0:11.39)									
Average Speed [km/h]	54.6	71.3	68.1	65.4	63.2									
Top Speed [km/h]	70.4	72.7	70.8	66.1	65.8									
Avg. Dist. to Rail [m]	3.1	0.8	0.4	1.6	4.7									
Avg. Stride Freq. [Hz]	2.2	2.4	2.4	2.3	2.3									
Avg. Stride Length [m]	6.8	8.2	8.0	7.9	7.6									



[ ] Ranking at each section and finish  
-.-.- No data available at this section  
NA No data available



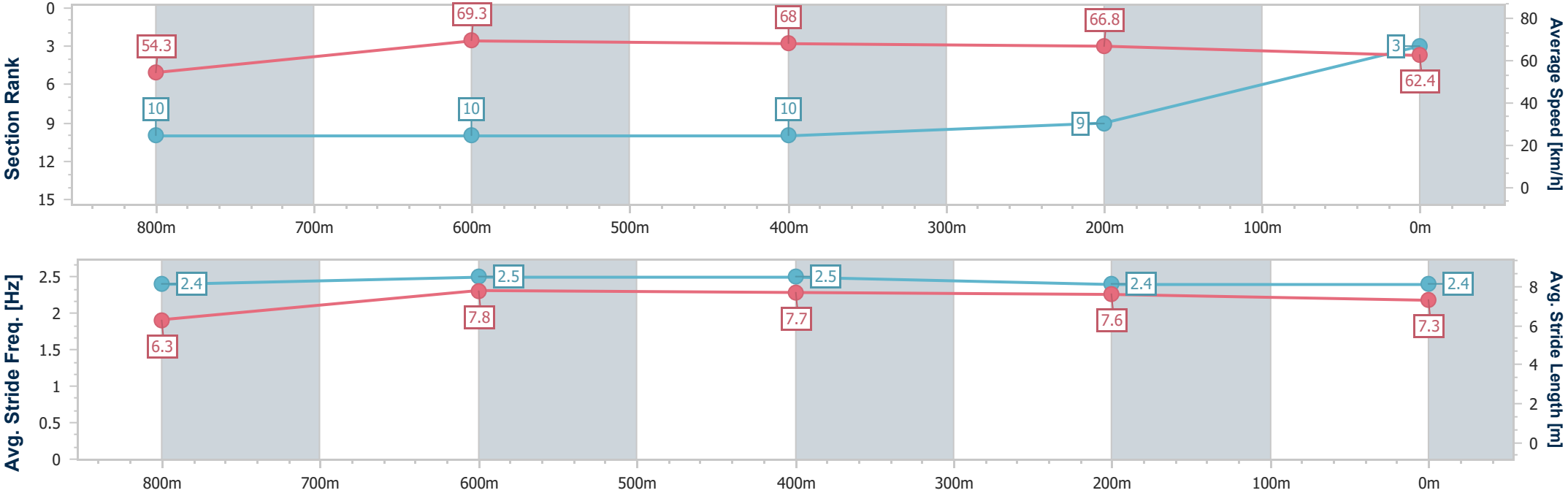
Horse/Jockey Name	Super Twenty Three
Final Rank	3
Fastest Section Time (Section)	0:10.46 (800m)
Top Speed [km/h] (Section)	71.2 (800m)
Race State	Finished



TownsvilleProfessional  
Race 6: BOOTZ SPORTSBAR LEGEND STEVE SMITH  
BENCHMARK 55 Handicap - 1000m  
24 January 2026 - 14:55  
Track Rating: Soft 5, Weather: Fine, Rail Position: +4.5m 1000-  
W/Post; +2m Remainder.



Section	Overall	800m	600m	400m	200m										
Section Times	0:56.90 [3] (0:13.28)	0:43.62 [10] (0:10.46)	0:33.16 [10] (0:10.76)	0:22.40 [10] (0:10.88)	0:11.52 [9] (0:11.52)										
Average Speed [km/h]	54.3	69.3	68.0	66.8	62.4										
Top Speed [km/h]	68.9	71.2	70.8	67.6	66.0										
Avg. Dist. to Rail [m]	5.3	2.2	3.4	3.7	2.8										
Avg. Stride Freq. [Hz]	2.4	2.5	2.5	2.4	2.4										
Avg. Stride Length [m]	6.3	7.8	7.7	7.6	7.3										





Horse/Jockey Name	Gold Sluice
Final Rank	4
Fastest Section Time (Section)	0:10.41 (800m)
Top Speed [km/h] (Section)	70.9 (800m)
Race State	Finished

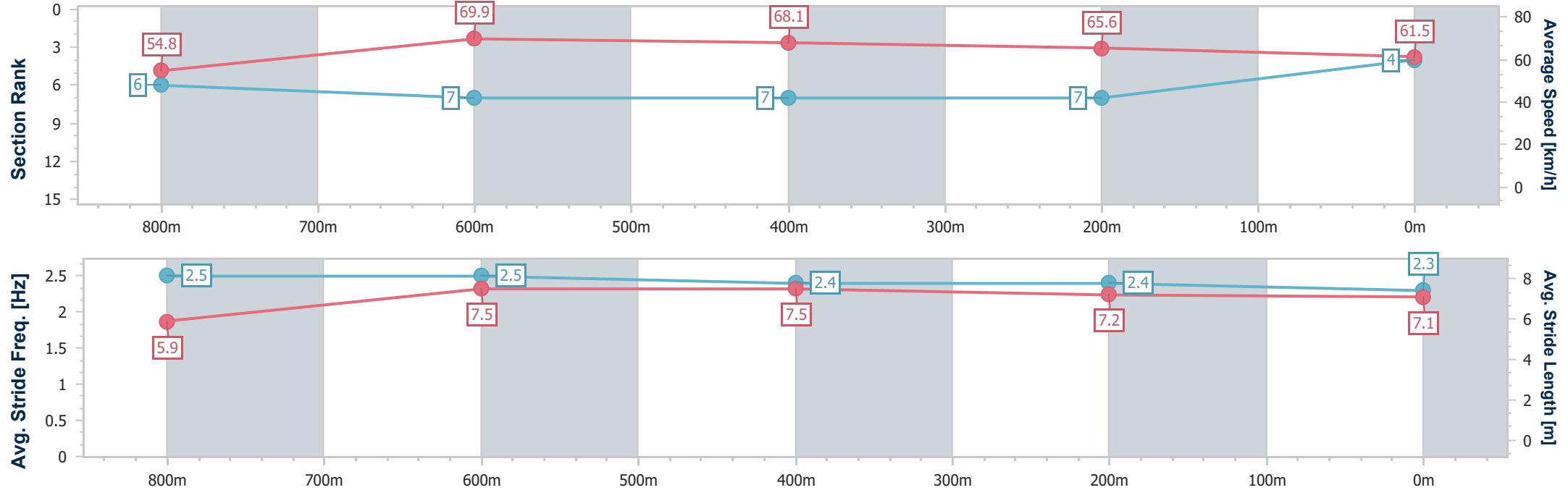


TownsvilleProfessional  
Race 6: BOOTZ SPORTSBAR LEGEND STEVE SMITH  
BENCHMARK 55 Handicap - 1000m



24 January 2026 - 14:55  
Track Rating: Soft 5, Weather: Fine, Rail Position: +4.5m 1000-  
W/Post; +2m Remainder.

Section	Overall	800m	600m	400m	200m									
Section Times	0:56.92 [4] (0:13.13)	0:43.79 [6] (0:10.41)	0:33.38 [7] (0:10.68)	0:22.70 [7] (0:10.97)	0:11.73 [7] (0:11.73)									
Average Speed [km/h]	54.8	69.9	68.1	65.6	61.5									
Top Speed [km/h]	69.6	70.9	70.5	66.4	63.8									
Avg. Dist. to Rail [m]	6.2	2.9	1.6	2.1	1.7									
Avg. Stride Freq. [Hz]	2.5	2.5	2.4	2.4	2.3									
Avg. Stride Length [m]	5.9	7.5	7.5	7.2	7.1									



- [ ] Ranking at each section and finish
- .-.- No data available at this section
- NA No data available



Horse/Jockey Name	Spineless
Final Rank	5
Fastest Section Time (Section)	0:10.04 (800m)
Top Speed [km/h] (Section)	72.8 (800m)
Race State	Finished

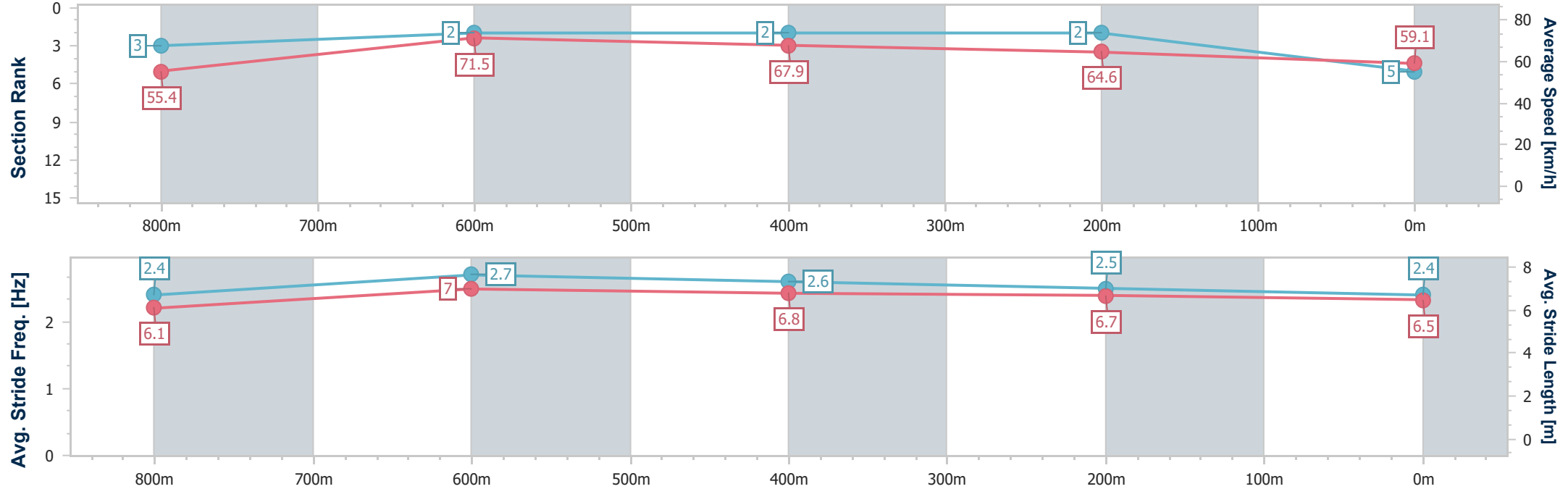


TownsvilleProfessional  
Race 6: BOOTZ SPORTSBAR LEGEND STEVE SMITH  
BENCHMARK 55 Handicap - 1000m

24 January 2026 - 14:55  
Track Rating: Soft 5, Weather: Fine, Rail Position: +4.5m 1000-  
W/Post; +2m Remainder.



Section	Overall	800m	600m	400m	200m										
Section Times	0:56.96 [5] (0:12.98)	0:43.98 [3] (0:10.04)	0:33.94 [2] (0:10.59)	0:23.35 [2] (0:11.17)	0:12.18 [2] (0:12.18)										
Average Speed [km/h]	55.4	71.5	67.9	64.6	59.1										
Top Speed [km/h]	72.5	72.8	70.0	66.2	62.8										
Avg. Dist. to Rail [m]	0.6	0.7	0.3	0.8	2.2										
Avg. Stride Freq. [Hz]	2.4	2.7	2.6	2.5	2.4										
Avg. Stride Length [m]	6.1	7.0	6.8	6.7	6.5										







Horse/Jockey Name	Ilzoomya
Final Rank	5
Fastest Section Time (Section)	0:10.27 (800m)
Top Speed [km/h] (Section)	72.0 (800m)
Race State	Finished

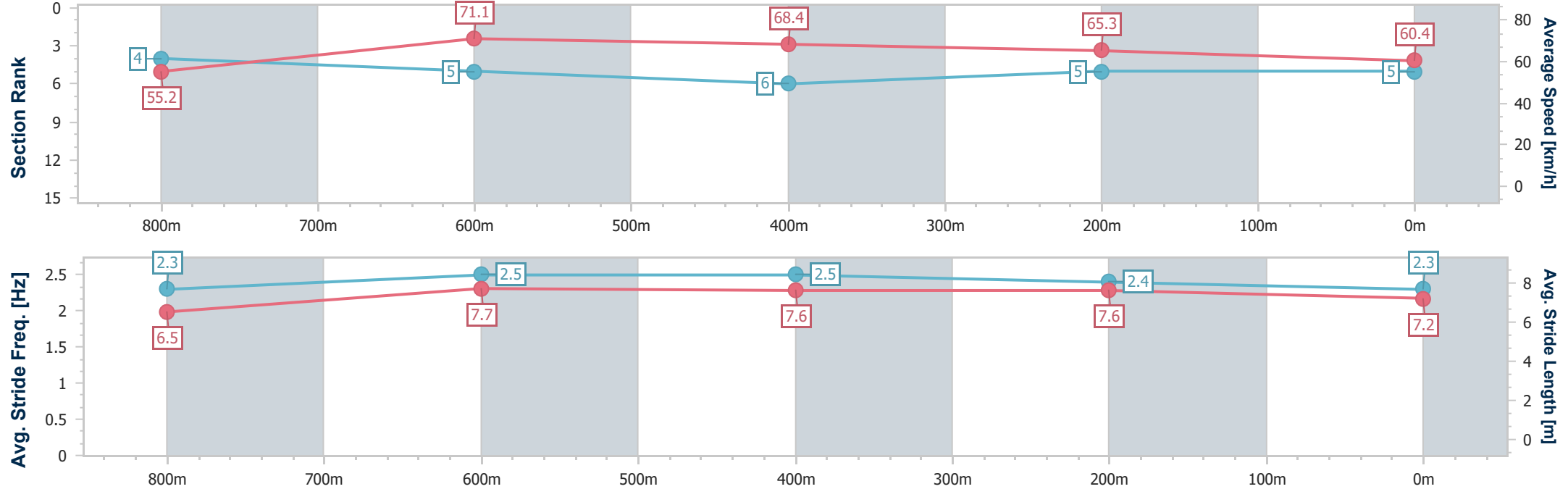


TownsvilleProfessional  
Race 6: BOOTZ SPORTSBAR LEGEND STEVE SMITH  
BENCHMARK 55 Handicap - 1000m

24 January 2026 - 14:55  
Track Rating: Soft 5, Weather: Fine, Rail Position: +4.5m 1000-  
W/Post; +2m Remainder.



Section	Overall	800m	600m	400m	200m										
Section Times	0:56.96 [5] (0:13.04)	0:43.92 [4] (0:10.27)	0:33.65 [5] (0:10.62)	0:23.03 [6] (0:11.11)	0:11.92 [5] (0:11.92)										
Average Speed [km/h]	55.2	71.1	68.4	65.3	60.4										
Top Speed [km/h]	71.7	72.0	70.0	67.7	62.7										
Avg. Dist. to Rail [m]	12.6	3.7	1.9	4.5	7.3										
Avg. Stride Freq. [Hz]	2.3	2.5	2.5	2.4	2.3										
Avg. Stride Length [m]	6.5	7.7	7.6	7.6	7.2										



[ ] Ranking at each section and finish  
-.-.- No data available at this section  
NA No data available



Horse/Jockey Name	Parch
Final Rank	7
Fastest Section Time (Section)	0:10.45 (800m)
Top Speed [km/h] (Section)	70.9 (800m)
Race State	Finished

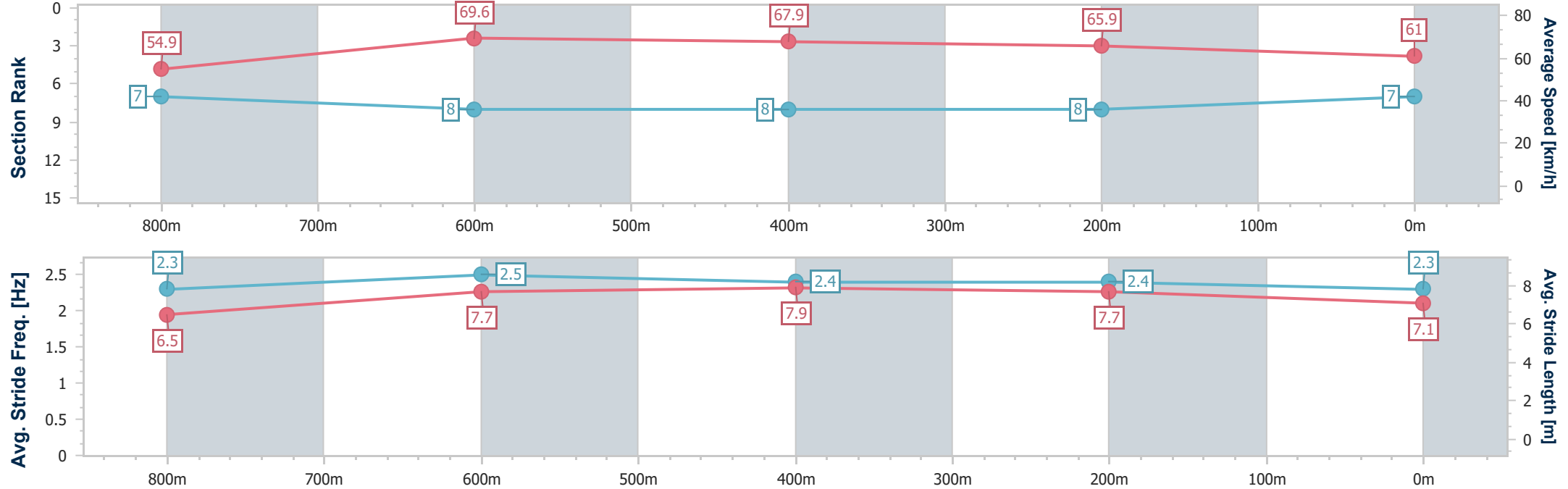


TownsvilleProfessional  
Race 6: BOOTZ SPORTSBAR LEGEND STEVE SMITH  
BENCHMARK 55 Handicap - 1000m



24 January 2026 - 14:55  
Track Rating: Soft 5, Weather: Fine, Rail Position: +4.5m 1000-  
W/Post; +2m Remainder.

Section	Overall	800m	600m	400m	200m									
Section Times	0:57.03 [7] (0:13.14)	0:43.89 [7] (0:10.45)	0:33.44 [8] (0:10.69)	0:22.75 [8] (0:10.95)	0:11.80 [8] (0:11.80)									
Average Speed [km/h]	54.9	69.6	67.9	65.9	61.0									
Top Speed [km/h]	69.8	70.9	70.1	67.0	63.3									
Avg. Dist. to Rail [m]	9.5	2.8	1.6	3.6	9.0									
Avg. Stride Freq. [Hz]	2.3	2.5	2.4	2.4	2.3									
Avg. Stride Length [m]	6.5	7.7	7.9	7.7	7.1									



- [ ] Ranking at each section and finish
- .-.- No data available at this section
- NA No data available



Horse/Jockey Name	Power Puff
Final Rank	8
Fastest Section Time (Section)	0:10.14 (800m)
Top Speed [km/h] (Section)	72.5 (800m)
Race State	Finished

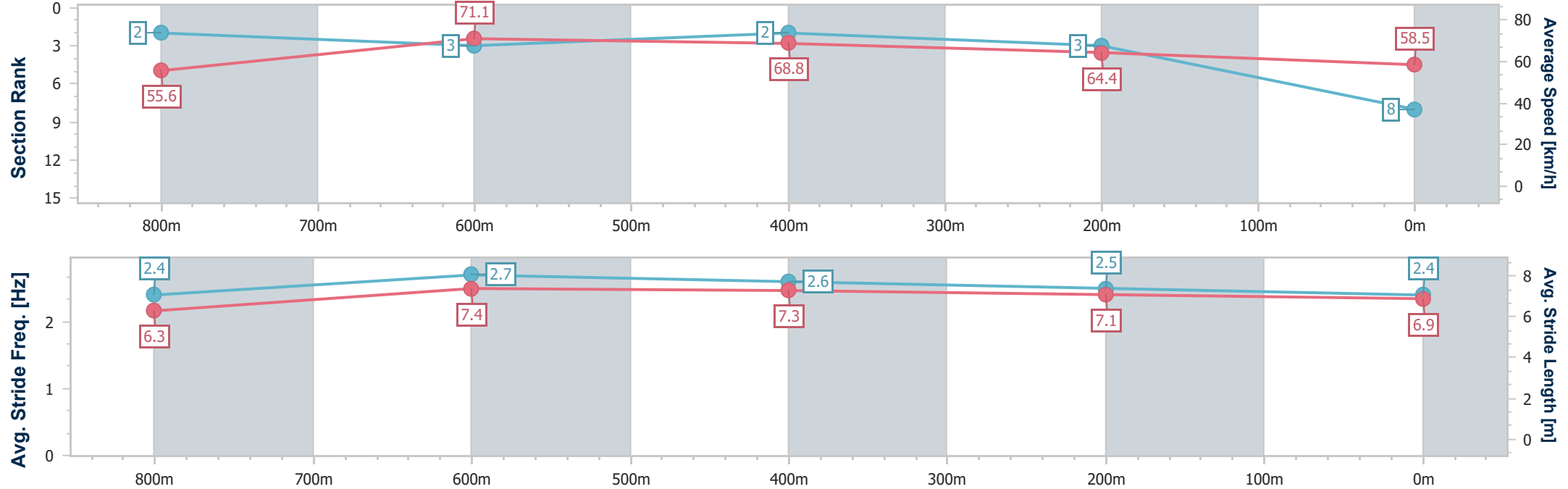


TownsvilleProfessional  
Race 6: BOOTZ SPORTSBAR LEGEND STEVE SMITH  
BENCHMARK 55 Handicap - 1000m



24 January 2026 - 14:55  
Track Rating: Soft 5, Weather: Fine, Rail Position: +4.5m 1000-  
W/Post; +2m Remainder.

Section	Overall	800m	600m	400m	200m										
Section Times	0:57.15 [8] (0:12.95)	0:44.20 [2] (0:10.14)	0:34.06 [3] (0:10.52)	0:23.54 [2] (0:11.22)	0:12.32 [3] (0:12.32)										
Average Speed [km/h]	55.6	71.1	68.8	64.4	58.5										
Top Speed [km/h]	70.8	72.5	70.9	65.4	63.7										
Avg. Dist. to Rail [m]	5.3	0.8	0.7	3.1	4.4										
Avg. Stride Freq. [Hz]	2.4	2.7	2.6	2.5	2.4										
Avg. Stride Length [m]	6.3	7.4	7.3	7.1	6.9										



- [ ] Ranking at each section and finish
- .-.- No data available at this section
- NA No data available



Horse/Jockey Name	Mr Damage
Final Rank	9
Fastest Section Time (Section)	0:10.47 (800m)
Top Speed [km/h] (Section)	70.4 (800m)
Race State	Finished

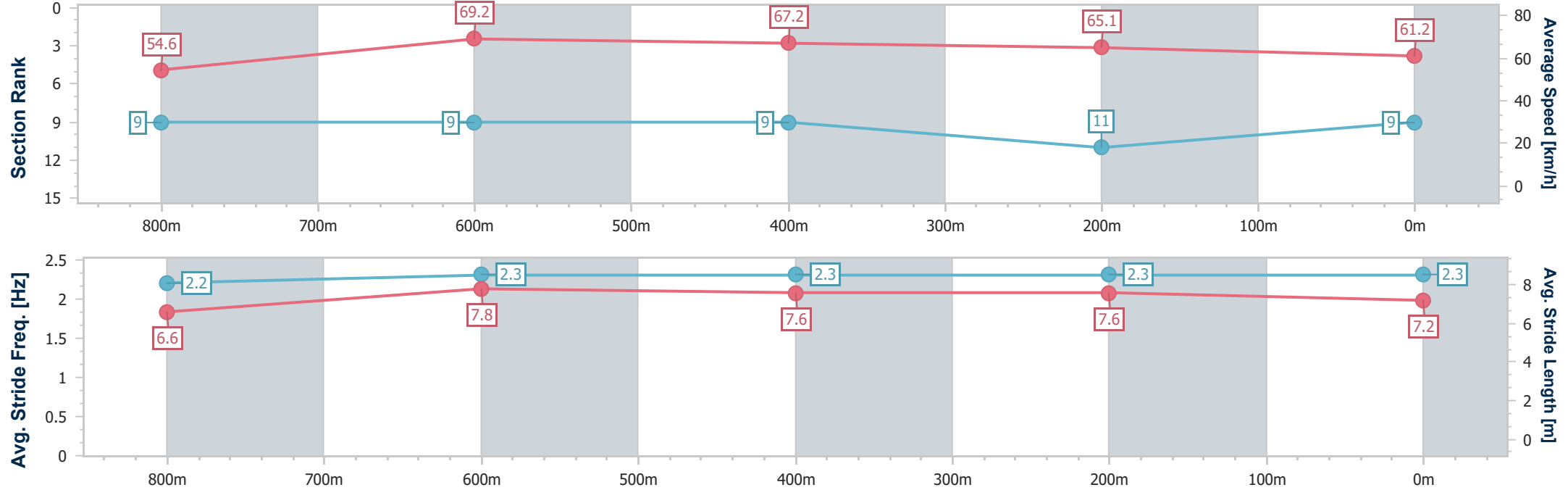


TownsvilleProfessional  
Race 6: BOOTZ SPORTSBAR LEGEND STEVE SMITH  
BENCHMARK 55 Handicap - 1000m

24 January 2026 - 14:55  
Track Rating: Soft 5, Weather: Fine, Rail Position: +4.5m 1000-  
W/Post; +2m Remainder.



Section	Overall	800m	600m	400m	200m										
Section Times	0:57.29 [9] (0:13.18)	0:44.11 [9] (0:10.47)	0:33.64 [9] (0:10.78)	0:22.86 [9] (0:11.11)	0:11.75 [11] (0:11.75)										
Average Speed [km/h]	54.6	69.2	67.2	65.1	61.2										
Top Speed [km/h]	68.5	70.4	69.3	65.7	64.1										
Avg. Dist. to Rail [m]	4.9	2.1	1.2	1.7	1.4										
Avg. Stride Freq. [Hz]	2.2	2.3	2.3	2.3	2.3										
Avg. Stride Length [m]	6.6	7.8	7.6	7.6	7.2										



- [ ] Ranking at each section and finish
- .-.- No data available at this section
- NA No data available



Horse/Jockey Name	Egzakly
Final Rank	10
Fastest Section Time (Section)	0:10.24 (800m)
Top Speed [km/h] (Section)	71.3 (800m)
Race State	Finished

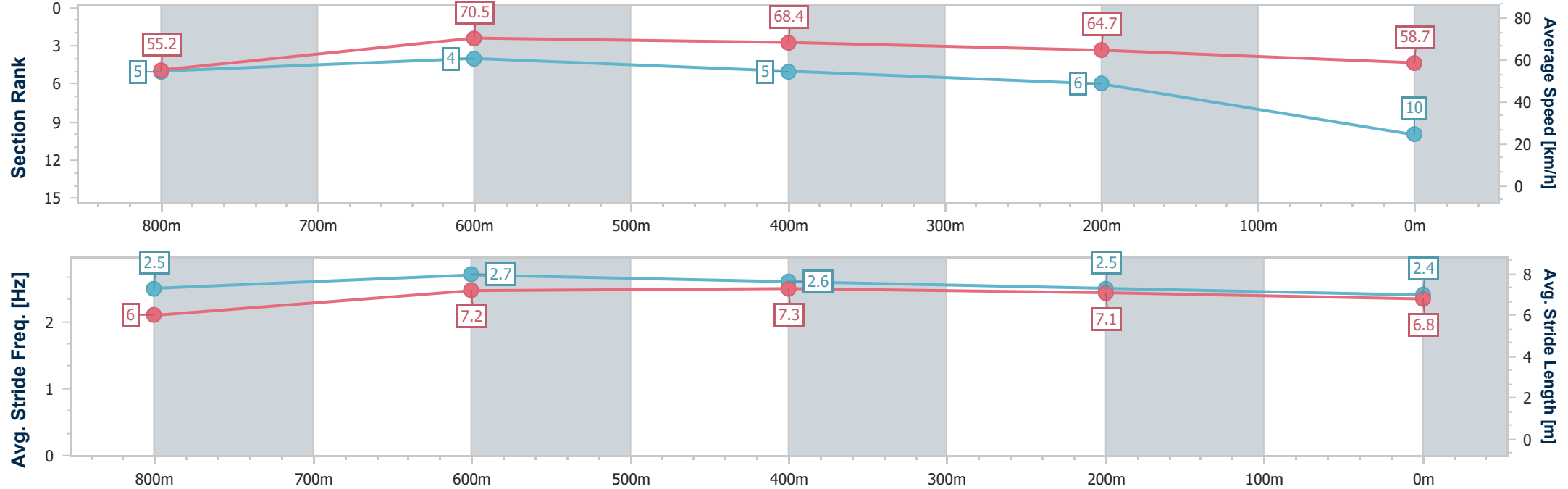


TownsvilleProfessional  
Race 6: BOOTZ SPORTSBAR LEGEND STEVE SMITH  
BENCHMARK 55 Handicap - 1000m

24 January 2026 - 14:55  
Track Rating: Soft 5, Weather: Fine, Rail Position: +4.5m 1000-  
W/Post; +2m Remainder.



Section	Overall	800m	600m	400m	200m								
Section Times	0:57.34 [10] (0:13.06)	0:44.28 [5] (0:10.24)	0:34.04 [4] (0:10.60)	0:23.44 [5] (0:11.18)	0:12.26 [6] (0:12.26)								
Average Speed [km/h]	55.2	70.5	68.4	64.7	58.7								
Top Speed [km/h]	69.6	71.3	70.6	66.1	61.7								
Avg. Dist. to Rail [m]	6.1	1.3	1.3	3.4	5.3								
Avg. Stride Freq. [Hz]	2.5	2.7	2.6	2.5	2.4								
Avg. Stride Length [m]	6.0	7.2	7.3	7.1	6.8								



- [ ] Ranking at each section and finish
- .-.- No data available at this section
- NA No data available



Horse/Jockey Name	Mission Ridge
Final Rank	11
Fastest Section Time (Section)	0:10.37 (800m)
Top Speed [km/h] (Section)	71.9 (800m)
Race State	Finished

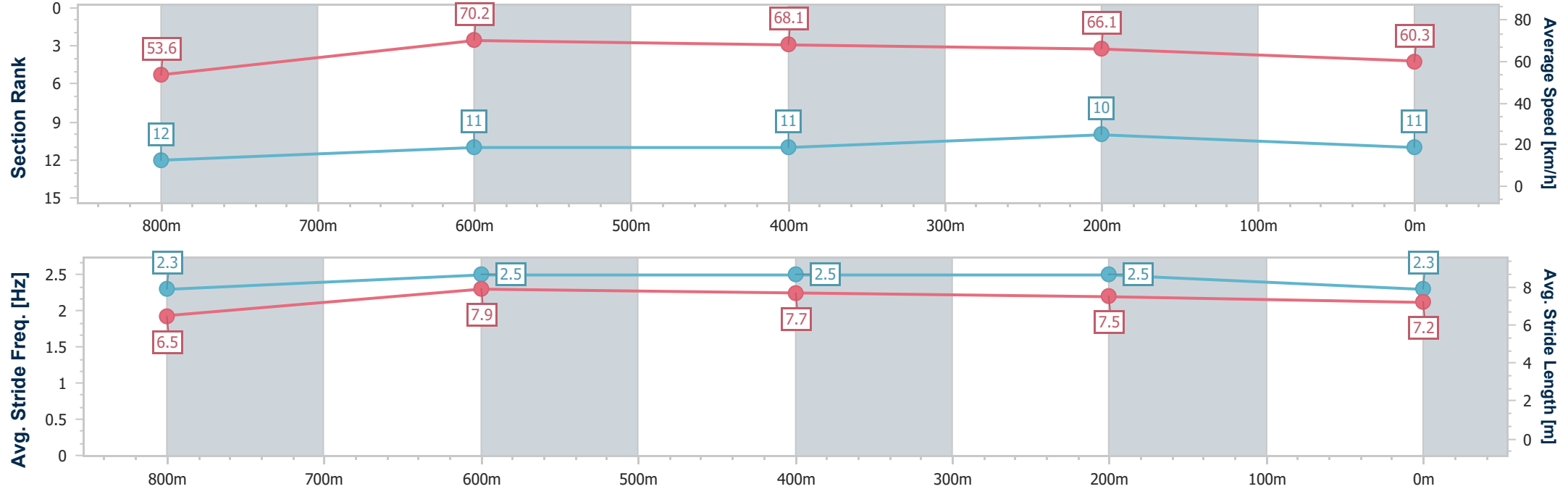


TownsvilleProfessional  
Race 6: BOOTZ SPORTSBAR LEGEND STEVE SMITH  
BENCHMARK 55 Handicap - 1000m

24 January 2026 - 14:55  
Track Rating: Soft 5, Weather: Fine, Rail Position: +4.5m 1000-  
W/Post; +2m Remainder.



Section	Overall	800m	600m	400m	200m										
Section Times	0:57.40 [11] (0:13.44)	0:43.96 [12] (0:10.37)	0:33.59 [11] (0:10.70)	0:22.89 [11] (0:10.96)	0:11.93 [10] (0:11.93)										
Average Speed [km/h]	53.6	70.2	68.1	66.1	60.3										
Top Speed [km/h]	68.3	71.9	71.5	68.2	63.3										
Avg. Dist. to Rail [m]	7.7	3.3	2.4	4.3	6.9										
Avg. Stride Freq. [Hz]	2.3	2.5	2.5	2.5	2.3										
Avg. Stride Length [m]	6.5	7.9	7.7	7.5	7.2										





Horse/Jockey Name	Vee Eight Power
Final Rank	12
Fastest Section Time (Section)	0:10.50 (800m)
Top Speed [km/h] (Section)	69.8 (800m)
Race State	Finished

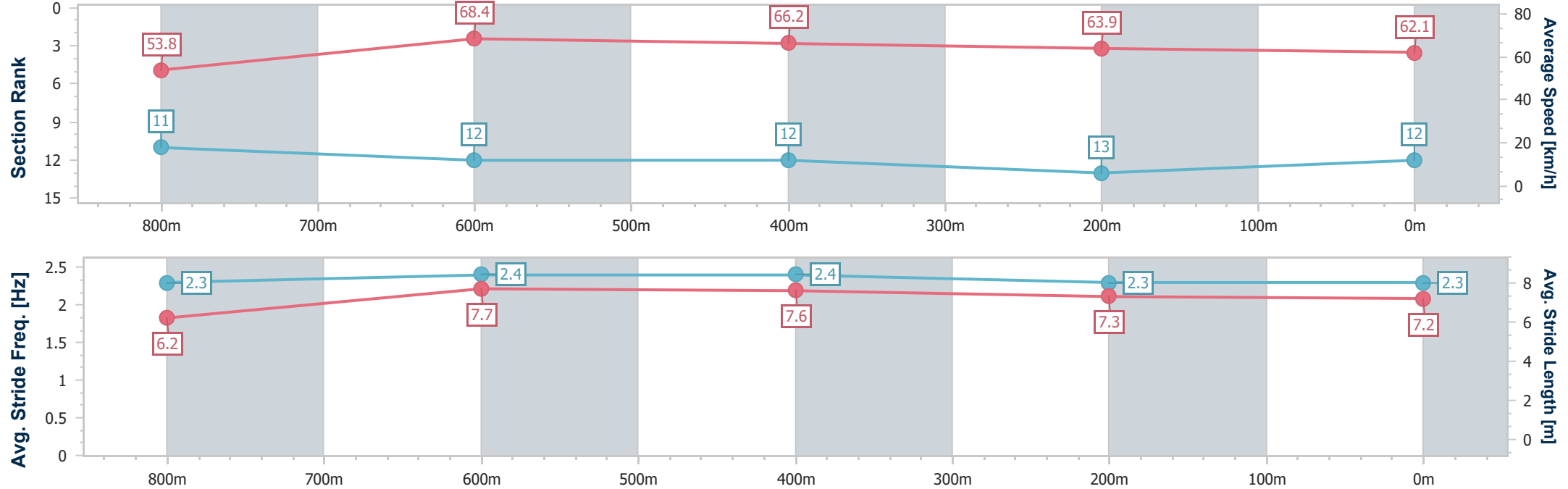


TownsvilleProfessional  
Race 6: BOOTZ SPORTSBAR LEGEND STEVE SMITH  
BENCHMARK 55 Handicap - 1000m

24 January 2026 - 14:55  
Track Rating: Soft 5, Weather: Fine, Rail Position: +4.5m 1000-  
W/Post; +2m Remainder.



Section	Overall	800m	600m	400m	200m										
Section Times	0:57.53 [12] (0:13.41)	0:44.12 [11] (0:10.50)	0:33.62 [12] (0:10.79)	0:22.83 [12] (0:11.24)	0:11.59 [13] (0:11.59)										
Average Speed [km/h]	53.8	68.4	66.2	63.9	62.1										
Top Speed [km/h]	69.2	69.8	68.3	65.1	64.2										
Avg. Dist. to Rail [m]	3.7	0.7	1.7	1.2	0.8										
Avg. Stride Freq. [Hz]	2.3	2.4	2.4	2.3	2.3										
Avg. Stride Length [m]	6.2	7.7	7.6	7.3	7.2										



[ ] Ranking at each section and finish  
-.-.- No data available at this section  
NA No data available



Horse/Jockey Name	Tuck
Final Rank	13
Fastest Section Time (Section)	0:10.56 (800m)
Top Speed [km/h] (Section)	69.4 (800m)
Race State	Finished

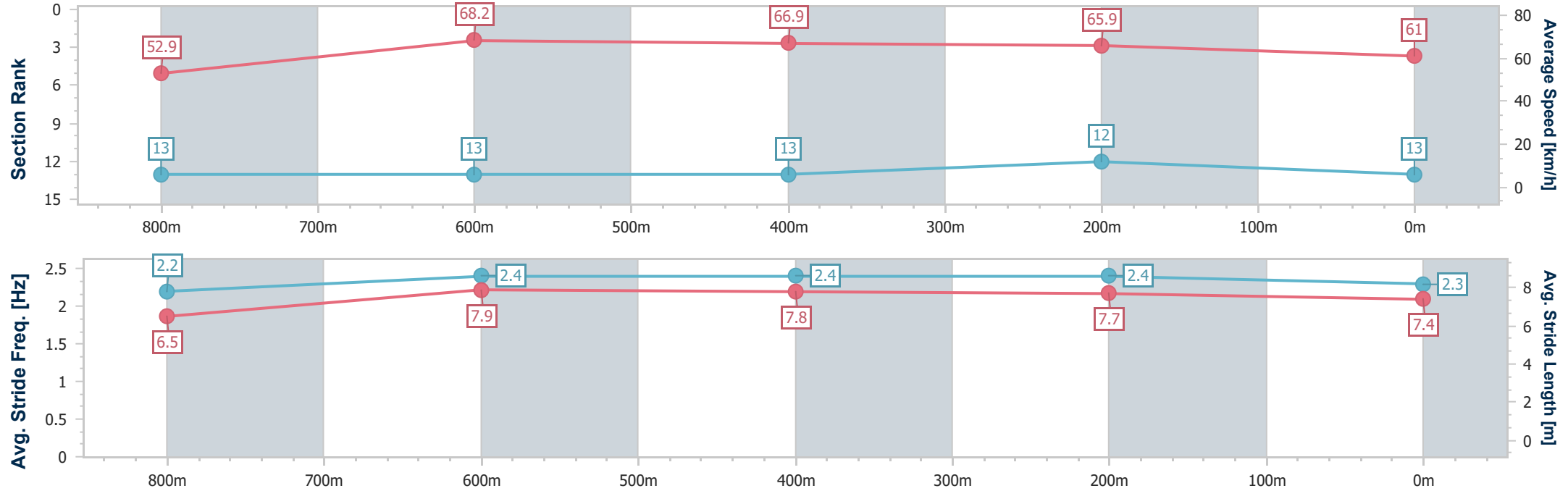


TownsvilleProfessional  
Race 6: BOOTZ SPORTSBAR LEGEND STEVE SMITH  
BENCHMARK 55 Handicap - 1000m

24 January 2026 - 14:55  
Track Rating: Soft 5, Weather: Fine, Rail Position: +4.5m 1000-  
W/Post; +2m Remainder.



Section	Overall	800m	600m	400m	200m								
Section Times	0:57.70 [13] (0:13.60)	0:44.10 [13] (0:10.56)	0:33.54 [13] (0:10.75)	0:22.79 [13] (0:10.98)	0:11.81 [12] (0:11.81)								
Average Speed [km/h]	52.9	68.2	66.9	65.9	61.0								
Top Speed [km/h]	67.2	69.4	68.4	67.3	63.4								
Avg. Dist. to Rail [m]	5.6	0.8	0.3	4.6	6.9								
Avg. Stride Freq. [Hz]	2.2	2.4	2.4	2.4	2.3								
Avg. Stride Length [m]	6.5	7.9	7.8	7.7	7.4								



- [ ] Ranking at each section and finish
- .-.- No data available at this section
- NA No data available





# TownsvilleProfessional

## Race 7: THE KIRWAN SPORTS CLUB Class 6 Plate - 1000m

24 January 2026 - 15:35



Track Rating: Soft 5, Weather: Fine, Rail Position: +4.5m 1000-W/Post; +2m Remainder.

Section							Overall	800m	600m	400m	200m	Last 600m		
Field Times							0:55.84 (0:12.65)	0:43.19 (0:10.17)	0:33.02 (0:10.80)	0:22.22 (0:10.98)	0:11.24 (0:11.24)	0:33.02		
Rank	TAB	Horse/Jockey	Barrier	Top Speed [km/h]	Fastest Section							Margin		
1	7	CORBUSIER	3	72.8	0:10.06	0:55.84 [1]	0:42.80 [5]	0:32.74 [4]	0:22.02 [3]	0:11.16 [2]	0:55.84	0:32.74		
		Sean Cormack		800m	800m	(0:13.04)	(0:10.06)	(0:10.72)	(0:10.86)	(0:11.16)				
2	9	KAI MONDO	10	72.3	0:10.17	0:55.89 [2]	0:43.24 [1]	0:33.07 [1]	0:22.26 [2]	0:11.29 [1]	0.29L	0:33.07 +1		
		Lacey Morrison		800m	800m	(0:12.65)	(0:10.17)	(0:10.81)	(0:10.97)	(0:11.29)				
3	3	SATISFIED MUGS	11	71.9	0:10.28	0:55.97 [3]	0:42.64 [10]	0:32.36 [10]	0:21.90 [6]	0:11.10 [5]	0.75L	0:32.36 -1		
		Aidan Holt		600m	800m	(0:13.33)	(0:10.28)	(0:10.46)	(0:10.80)	(0:11.10)				
4	8	HENRY'S BLADE	1	71.2	0:10.19	0:56.09 [4]	0:43.20 [3]	0:33.01 [3]	0:22.25 [4]	0:11.27 [4]	1.49L	0:33.01 -3		
		Ron Stewart		800m	800m	(0:12.89)	(0:10.19)	(0:10.76)	(0:10.98)	(0:11.27)				
5	6	ANSWERING	4	72.0	0:10.19	0:56.22 [5]	0:43.02 [6]	0:32.83 [8]	0:22.12 [8]	0:11.06 [8]	2.27L	0:32.83 +1		
		Fred Larson		800m	800m	(0:13.20)	(0:10.19)	(0:10.71)	(0:11.06)	(0:11.06)				
6	11	HAND GRENADE	5	72.5	0:10.15	0:56.27 [6]	0:43.51 [2]	0:33.36 [2]	0:22.65 [1]	0:11.45 [3]	2.52L	0:33.36 -3		
		Jackson Murphy		800m	800m	(0:12.76)	(0:10.15)	(0:10.71)	(0:11.20)	(0:11.45)				
7	10	NO LOVE LOST	7	72.1	0:10.28	0:56.32 [7]	0:43.33 [4]	0:33.05 [5]	0:22.24 [7]	0:11.35 [7]	2.85L	0:33.05 +5		
		Amanda Thomson		800m	800m	(0:12.99)	(0:10.28)	(0:10.81)	(0:10.89)	(0:11.35)				
8	1	PENNYPACKER	2	72.8	0:10.11	0:56.37 [8]	0:43.14 [8]	0:33.03 [7]	0:22.40 [5]	0:11.43 [6]	3.14L	0:33.03 -2		
		Olivia Kendal		800m	800m	(0:13.23)	(0:10.11)	(0:10.63)	(0:10.97)	(0:11.43)				
9	12	UPSTART LEGEND	6	71.9	0:10.28	0:56.61 [9]	0:43.37 [9]	0:33.09 [9]	0:22.34 [10]	0:11.36 [9]	4.57L	0:33.09 +5		
		Fiona Sandkuhl		800m	800m	(0:13.24)	(0:10.28)	(0:10.75)	(0:10.98)	(0:11.36)				
10	5	SINGULAR	9	72.7	0:10.13	0:56.98 [10]	0:43.78 [7]	0:33.65 [6]	0:22.84 [9]	0:11.68 [10]	6.73L	0:33.65 +3		
		Nathan Thomas		800m	800m	(0:13.20)	(0:10.13)	(0:10.81)	(0:11.16)	(0:11.68)				

Scratched: Saturday Vibes (#4), Injada (#2)



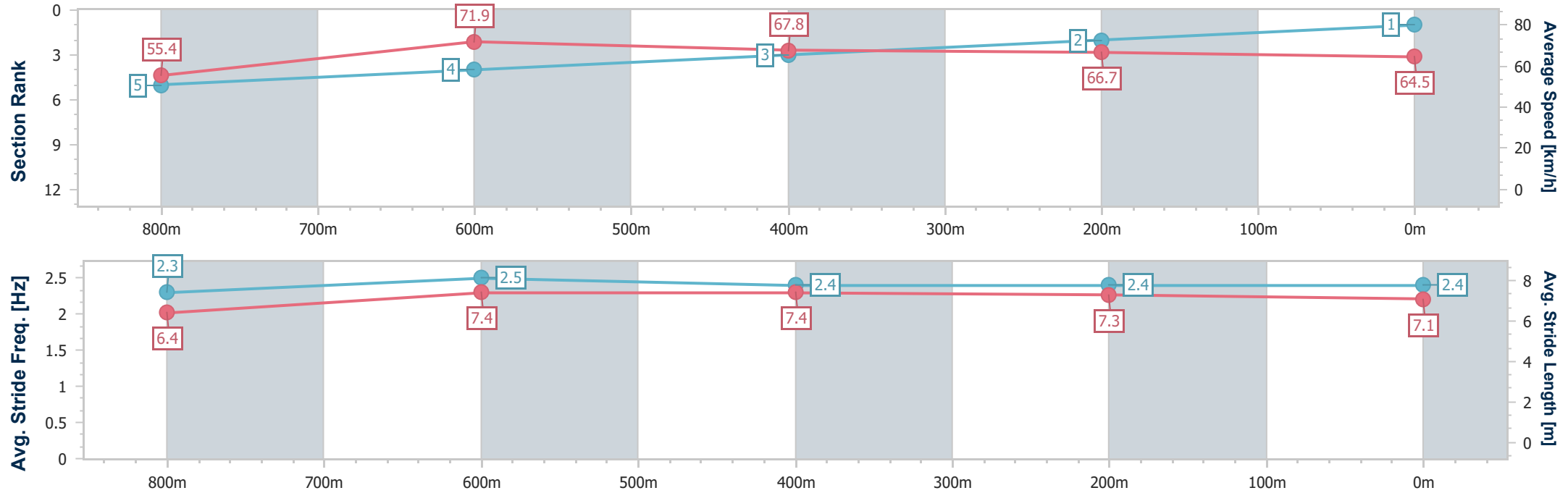
Horse/Jockey Name	Corbusier
Final Rank	1
Fastest Section Time (Section)	0:10.06 (800m)
Top Speed [km/h] (Section)	72.8 (800m)
Race State	Finished



TownsvilleProfessional  
Race 7: THE KIRWAN SPORTS CLUB Class 6 Plate - 1000m  
24 January 2026 - 15:35  
Track Rating: Soft 5, Weather: Fine, Rail Position: +4.5m 1000-  
W/Post; +2m Remainder.



Section	Overall	800m	600m	400m	200m										
Section Times	0:55.84 [1] (0:13.04)	0:42.80 [5] (0:10.06)	0:32.74 [4] (0:10.72)	0:22.02 [3] (0:10.86)	0:11.16 [2] (0:11.16)										
Average Speed [km/h]	55.4	71.9	67.8	66.7	64.5										
Top Speed [km/h]	72.0	72.8	70.3	67.1	66.5										
Avg. Dist. to Rail [m]	3.2	1.5	1.9	3.8	5.1										
Avg. Stride Freq. [Hz]	2.3	2.5	2.4	2.4	2.4										
Avg. Stride Length [m]	6.4	7.4	7.4	7.3	7.1										



[ ] Ranking at each section and finish  
-.-.- No data available at this section  
NA No data available



Horse/Jockey Name	Kai Mondo
Final Rank	2
Fastest Section Time (Section)	0:10.17 (800m)
Top Speed [km/h] (Section)	72.3 (800m)
Race State	Finished



TownsvilleProfessional

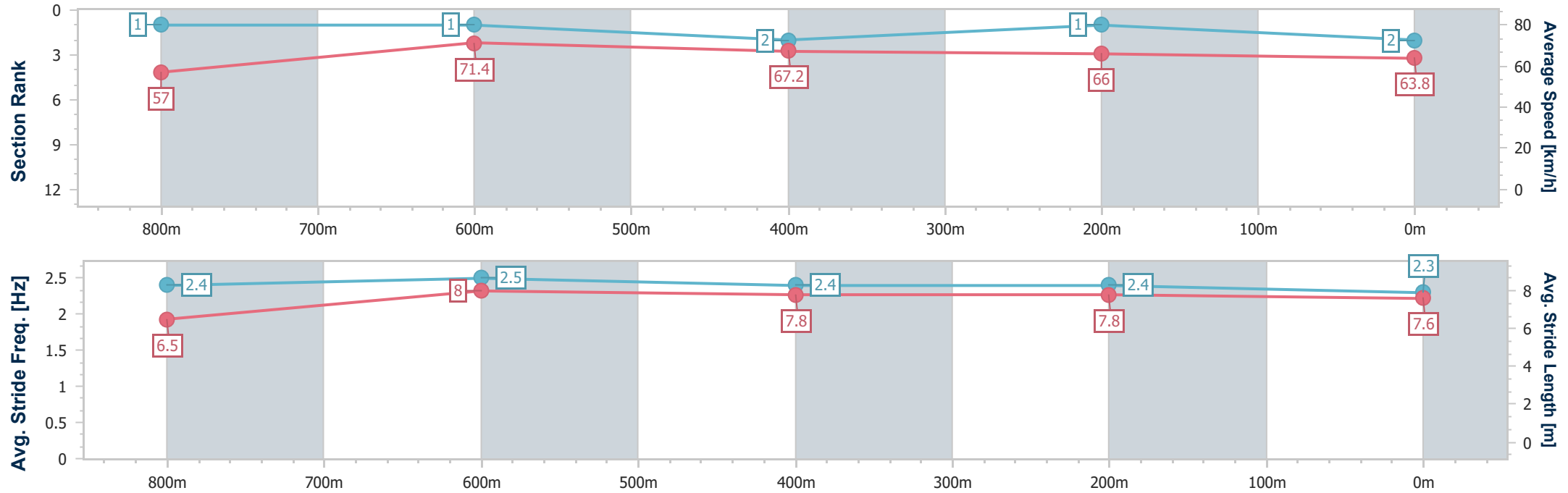
Race 7: THE KIRWAN SPORTS CLUB Class 6 Plate - 1000m

24 January 2026 - 15:35

Track Rating: Soft 5, Weather: Fine, Rail Position: +4.5m 1000-W/Post; +2m Remainder.



Section	Overall	800m	600m	400m	200m										
Section Times	0:55.89 [2] (0:12.65)	0:43.24 [1] (0:10.17)	0:33.07 [1] (0:10.81)	0:22.26 [2] (0:10.97)	0:11.29 [1] (0:11.29)										
Average Speed [km/h]	57.0	71.4	67.2	66.0	63.8										
Top Speed [km/h]	72.2	72.3	68.7	67.0	66.1										
Avg. Dist. to Rail [m]	7.6	2.1	2.1	2.0	3.2										
Avg. Stride Freq. [Hz]	2.4	2.5	2.4	2.4	2.3										
Avg. Stride Length [m]	6.5	8.0	7.8	7.8	7.6										



- [ ] Ranking at each section and finish
- .-.- No data available at this section
- NA No data available



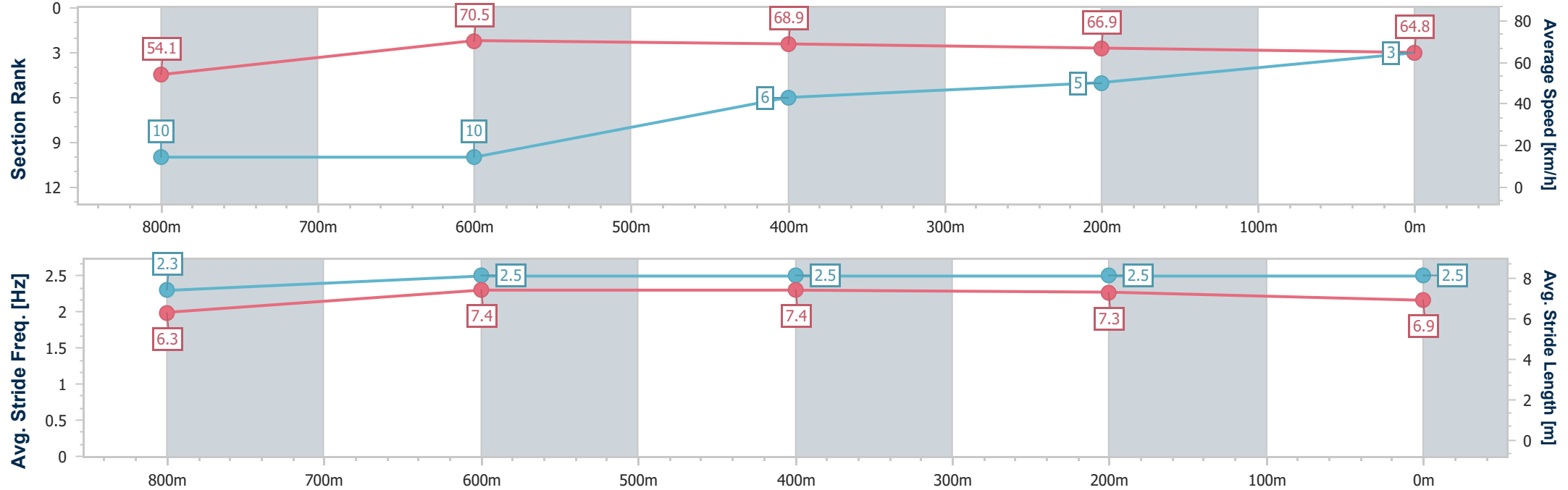
Horse/Jockey Name	Satisfied Mugs
Final Rank	3
Fastest Section Time (Section)	0:10.28 (800m)
Top Speed [km/h] (Section)	71.9 (600m)
Race State	Finished



TownsvilleProfessional  
Race 7: THE KIRWAN SPORTS CLUB Class 6 Plate - 1000m  
24 January 2026 - 15:35  
Track Rating: Soft 5, Weather: Fine, Rail Position: +4.5m 1000-  
W/Post; +2m Remainder.



Section	Overall	800m	600m	400m	200m										
Section Times	0:55.97 [3] (0:13.33)	0:42.64 [10] (0:10.28)	0:32.36 [10] (0:10.46)	0:21.90 [6] (0:10.80)	0:11.10 [5] (0:11.10)										
Average Speed [km/h]	54.1	70.5	68.9	66.9	64.8										
Top Speed [km/h]	69.1	71.6	71.9	68.0	66.6										
Avg. Dist. to Rail [m]	9.4	2.2	0.6	1.4	2.1										
Avg. Stride Freq. [Hz]	2.3	2.5	2.5	2.5	2.5										
Avg. Stride Length [m]	6.3	7.4	7.4	7.3	6.9										





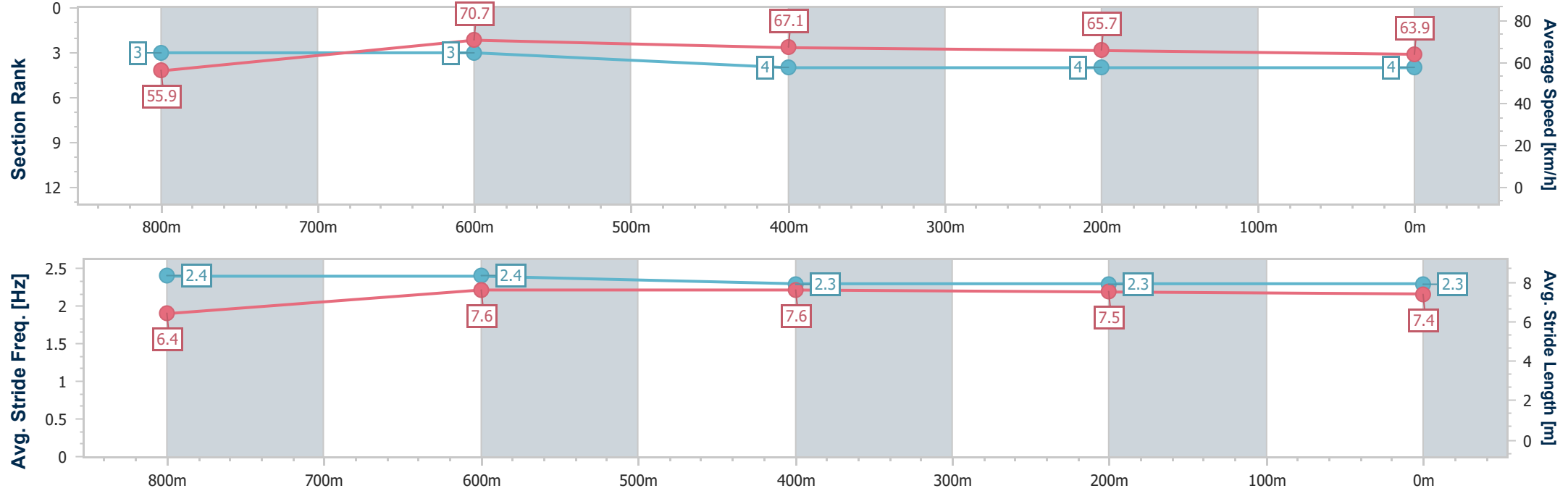
Horse/Jockey Name	Henry's Blade
Final Rank	4
Fastest Section Time (Section)	0:10.19 (800m)
Top Speed [km/h] (Section)	71.2 (800m)
Race State	Finished



TownsvilleProfessional  
Race 7: THE KIRWAN SPORTS CLUB Class 6 Plate - 1000m  
24 January 2026 - 15:35  
Track Rating: Soft 5, Weather: Fine, Rail Position: +4.5m 1000-  
W/Post; +2m Remainder.



Section	Overall	800m	600m	400m	200m										
Section Times	0:56.09 [4] (0:12.89)	0:43.20 [3] (0:10.19)	0:33.01 [3] (0:10.76)	0:22.25 [4] (0:10.98)	0:11.27 [4] (0:11.27)										
Average Speed [km/h]	55.9	70.7	67.1	65.7	63.9										
Top Speed [km/h]	70.6	71.2	69.0	66.6	65.7										
Avg. Dist. to Rail [m]	1.7	0.5	0.6	1.9	4.4										
Avg. Stride Freq. [Hz]	2.4	2.4	2.3	2.3	2.3										
Avg. Stride Length [m]	6.4	7.6	7.6	7.5	7.4										





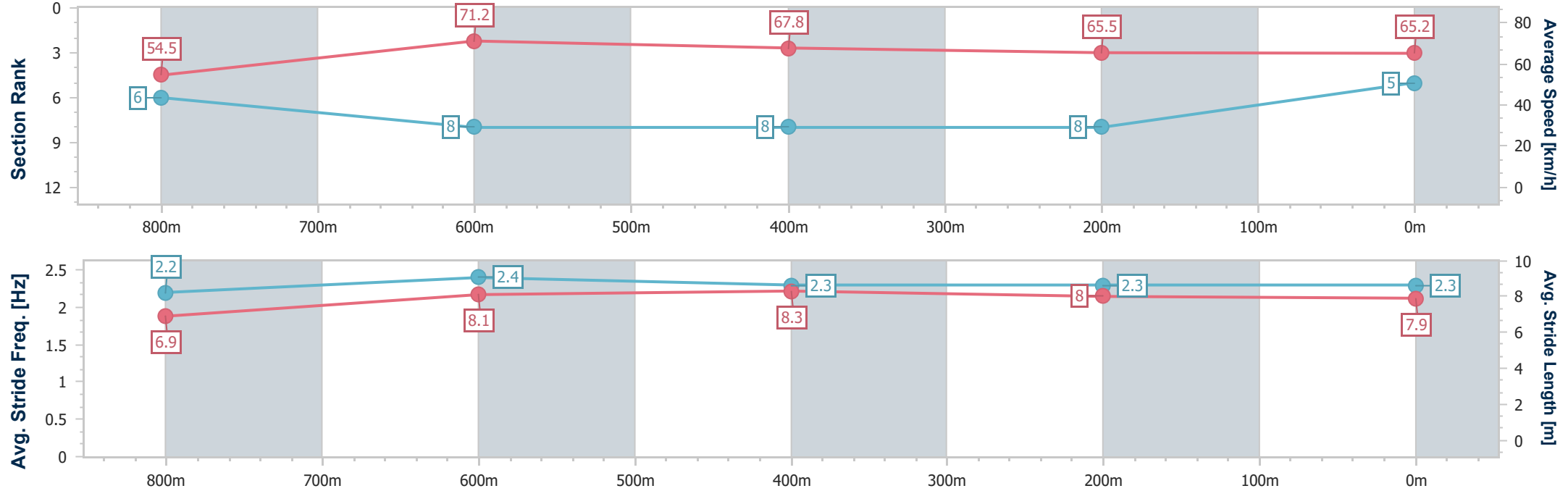
Horse/Jockey Name	Answering
Final Rank	5
Fastest Section Time (Section)	0:10.19 (800m)
Top Speed [km/h] (Section)	72.0 (800m)
Race State	Finished



TownsvilleProfessional  
Race 7: THE KIRWAN SPORTS CLUB Class 6 Plate - 1000m  
24 January 2026 - 15:35  
Track Rating: Soft 5, Weather: Fine, Rail Position: +4.5m 1000-  
W/Post; +2m Remainder.



Section	Overall	800m	600m	400m	200m										
Section Times	0:56.22 [5] (0:13.20)	0:43.02 [6] (0:10.19)	0:32.83 [8] (0:10.71)	0:22.12 [8] (0:11.06)	0:11.06 [8] (0:11.06)										
Average Speed [km/h]	54.5	71.2	67.8	65.5	65.2										
Top Speed [km/h]	69.6	72.0	70.0	66.9	66.9										
Avg. Dist. to Rail [m]	4.8	2.0	2.1	2.4	1.2										
Avg. Stride Freq. [Hz]	2.2	2.4	2.3	2.3	2.3										
Avg. Stride Length [m]	6.9	8.1	8.3	8.0	7.9										





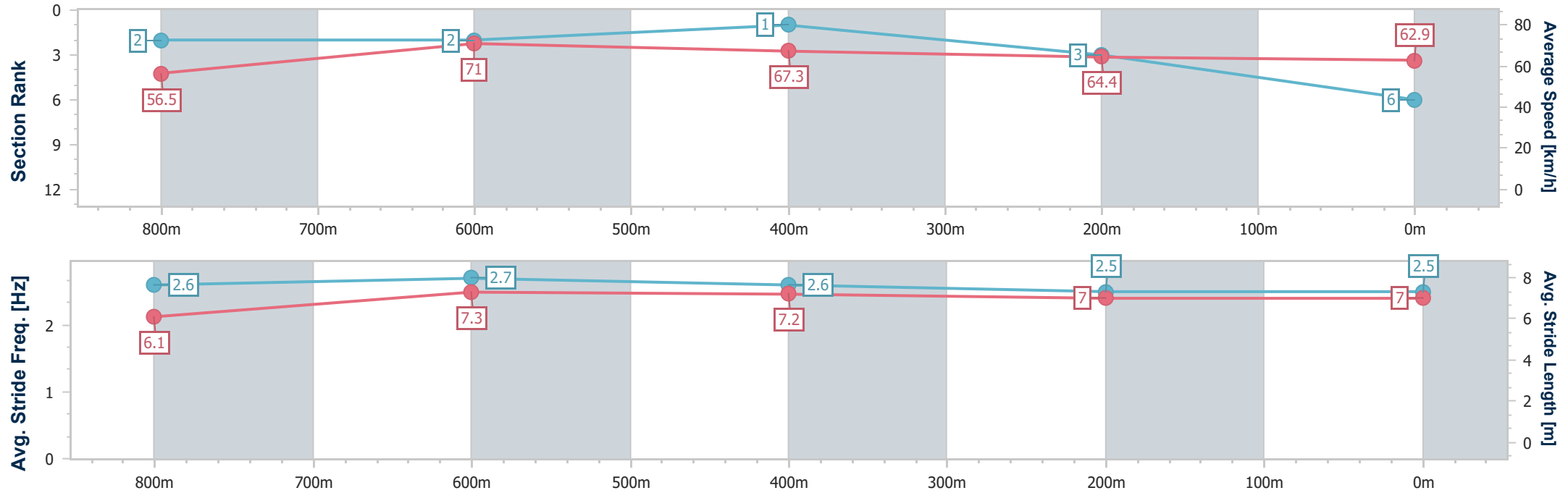
Horse/Jockey Name	Hand Grenade
Final Rank	6
Fastest Section Time (Section)	0:10.15 (800m)
Top Speed [km/h] (Section)	72.5 (800m)
Race State	Finished



TownsvilleProfessional  
Race 7: THE KIRWAN SPORTS CLUB Class 6 Plate - 1000m  
24 January 2026 - 15:35  
Track Rating: Soft 5, Weather: Fine, Rail Position: +4.5m 1000-  
W/Post; +2m Remainder.



Section	Overall	800m	600m	400m	200m										
Section Times	0:56.27 [6] (0:12.76)	0:43.51 [2] (0:10.15)	0:33.36 [2] (0:10.71)	0:22.65 [1] (0:11.20)	0:11.45 [3] (0:11.45)										
Average Speed [km/h]	56.5	71.0	67.3	64.4	62.9										
Top Speed [km/h]	72.5	72.5	69.6	64.8	64.6										
Avg. Dist. to Rail [m]	4.9	0.7	0.5	1.6	3.3										
Avg. Stride Freq. [Hz]	2.6	2.7	2.6	2.5	2.5										
Avg. Stride Length [m]	6.1	7.3	7.2	7.0	7.0										





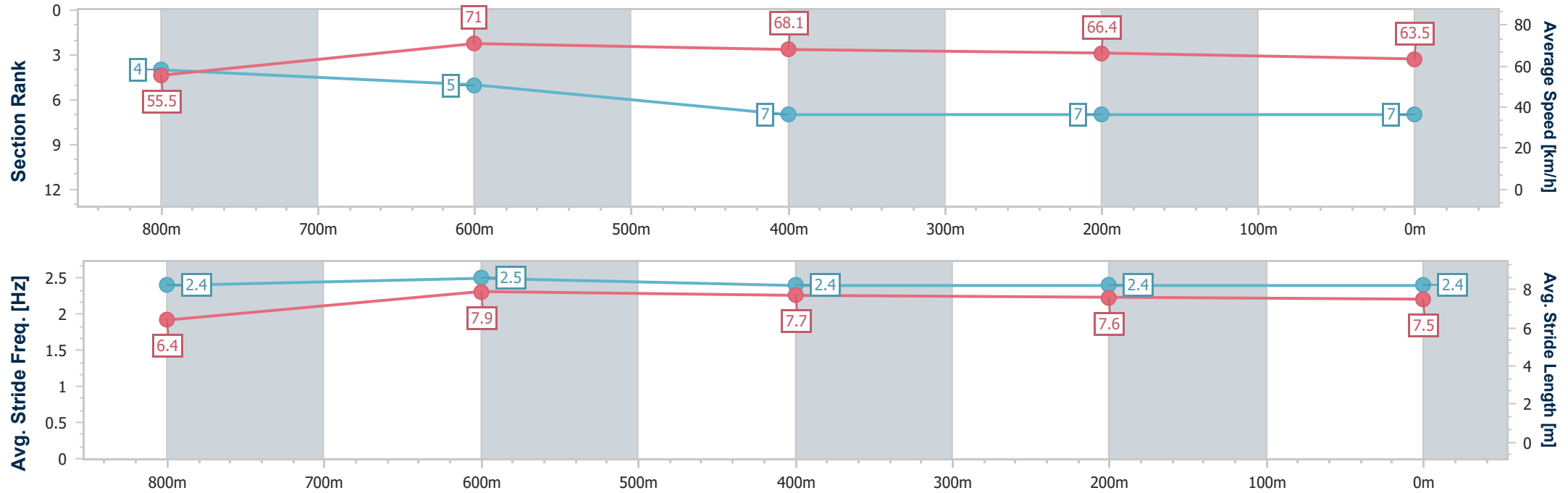
Horse/Jockey Name	No Love Lost
Final Rank	7
Fastest Section Time (Section)	0:10.28 (800m)
Top Speed [km/h] (Section)	72.1 (800m)
Race State	Finished



TownsvilleProfessional  
Race 7: THE KIRWAN SPORTS CLUB Class 6 Plate - 1000m  
24 January 2026 - 15:35  
Track Rating: Soft 5, Weather: Fine, Rail Position: +4.5m 1000-  
W/Post; +2m Remainder.



Section	Overall	800m	600m	400m	200m										
Section Times	0:56.32 [7] (0:12.99)	0:43.33 [4] (0:10.28)	0:33.05 [5] (0:10.81)	0:22.24 [7] (0:10.89)	0:11.35 [7] (0:11.35)										
Average Speed [km/h]	55.5	71.0	68.1	66.4	63.5										
Top Speed [km/h]	71.4	72.1	69.7	67.8	65.6										
Avg. Dist. to Rail [m]	7.1	4.0	4.3	4.2	7.2										
Avg. Stride Freq. [Hz]	2.4	2.5	2.4	2.4	2.4										
Avg. Stride Length [m]	6.4	7.9	7.7	7.6	7.5										







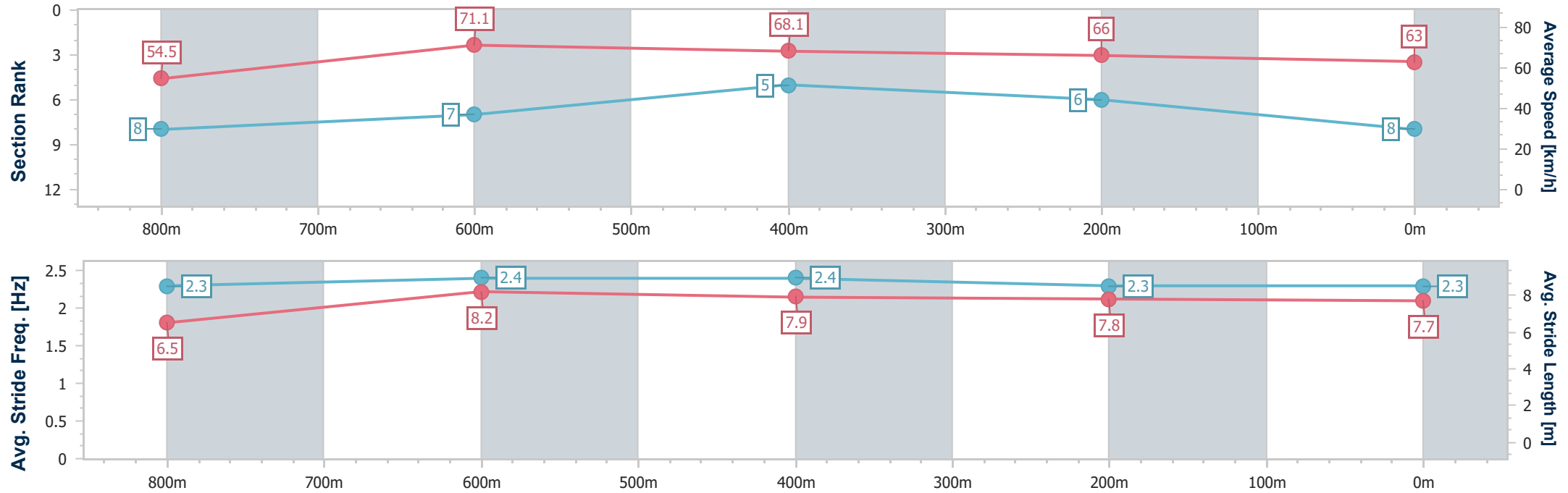
Horse/Jockey Name	Pennypacker
Final Rank	8
Fastest Section Time (Section)	0:10.11 (800m)
Top Speed [km/h] (Section)	72.8 (800m)
Race State	Finished



TownsvilleProfessional  
Race 7: THE KIRWAN SPORTS CLUB Class 6 Plate - 1000m  
24 January 2026 - 15:35  
Track Rating: Soft 5, Weather: Fine, Rail Position: +4.5m 1000-  
W/Post; +2m Remainder.



Section	Overall	800m	600m	400m	200m										
Section Times	0:56.37 [8] (0:13.23)	0:43.14 [8] (0:10.11)	0:33.03 [7] (0:10.63)	0:22.40 [5] (0:10.97)	0:11.43 [6] (0:11.43)										
Average Speed [km/h]	54.5	71.1	68.1	66.0	63.0										
Top Speed [km/h]	70.3	72.8	70.7	67.1	64.9										
Avg. Dist. to Rail [m]	1.9	0.5	1.0	3.5	4.5										
Avg. Stride Freq. [Hz]	2.3	2.4	2.4	2.3	2.3										
Avg. Stride Length [m]	6.5	8.2	7.9	7.8	7.7										





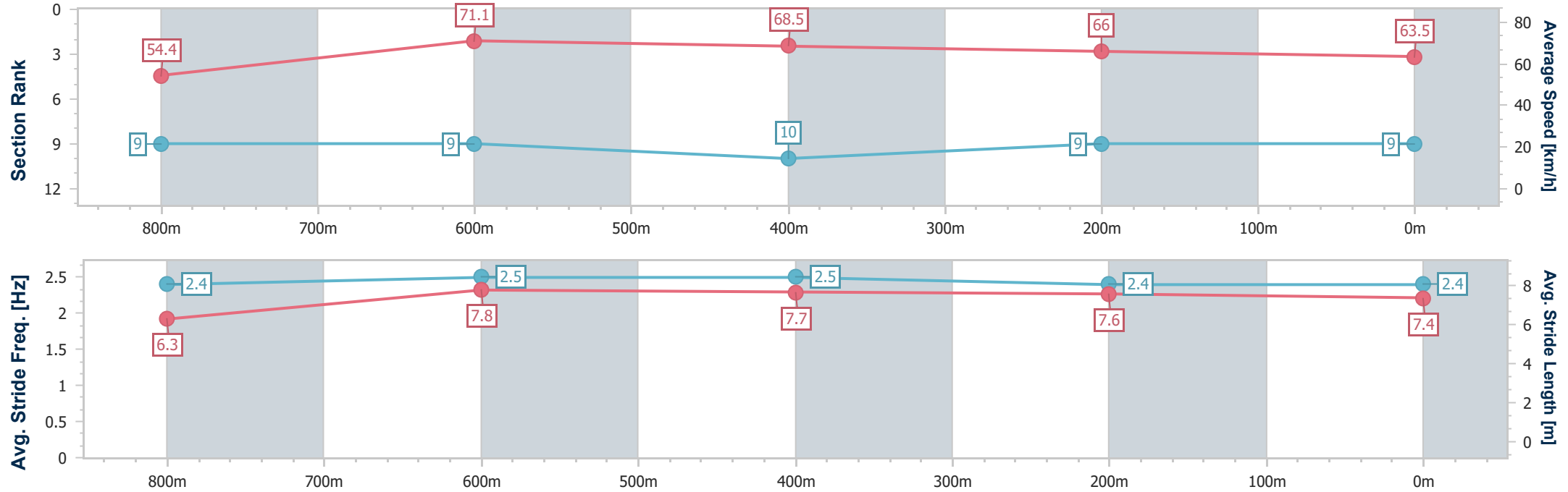
Horse/Jockey Name	Upstart Legend
Final Rank	9
Fastest Section Time (Section)	0:10.28 (800m)
Top Speed [km/h] (Section)	71.9 (800m)
Race State	Finished



TownsvilleProfessional  
Race 7: THE KIRWAN SPORTS CLUB Class 6 Plate - 1000m  
24 January 2026 - 15:35  
Track Rating: Soft 5, Weather: Fine, Rail Position: +4.5m 1000-  
W/Post; +2m Remainder.



Section	Overall	800m	600m	400m	200m										
Section Times	0:56.61 [9] (0:13.24)	0:43.37 [9] (0:10.28)	0:33.09 [9] (0:10.75)	0:22.34 [10] (0:10.98)	0:11.36 [9] (0:11.36)										
Average Speed [km/h]	54.4	71.1	68.5	66.0	63.5										
Top Speed [km/h]	70.7	71.9	69.7	67.6	66.0										
Avg. Dist. to Rail [m]	5.7	3.4	4.4	5.3	6.0										
Avg. Stride Freq. [Hz]	2.4	2.5	2.5	2.4	2.4										
Avg. Stride Length [m]	6.3	7.8	7.7	7.6	7.4										





Horse/Jockey Name	Singular
Final Rank	10
Fastest Section Time (Section)	0:10.13 (800m)
Top Speed [km/h] (Section)	72.7 (800m)
Race State	Finished



TownsvilleProfessional

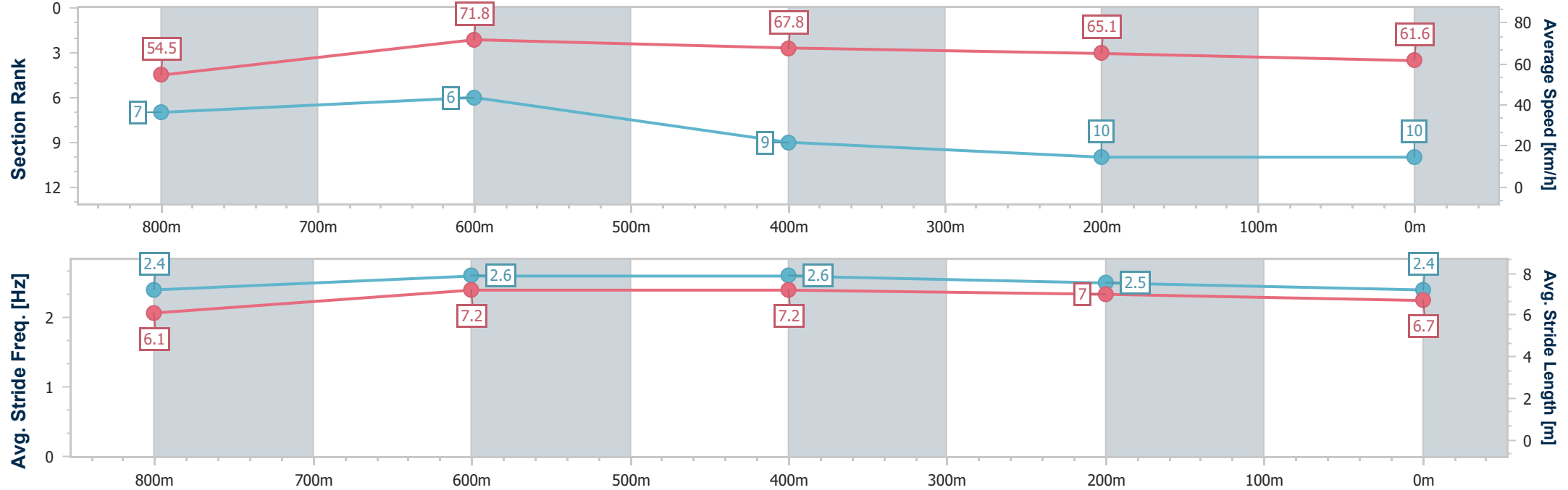
Race 7: THE KIRWAN SPORTS CLUB Class 6 Plate - 1000m

24 January 2026 - 15:35

Track Rating: Soft 5, Weather: Fine, Rail Position: +4.5m 1000-W/Post; +2m Remainder.



Section	Overall	800m	600m	400m	200m									
Section Times	0:56.98 [10] (0:13.20)	0:43.78 [7] (0:10.13)	0:33.65 [6] (0:10.81)	0:22.84 [9] (0:11.16)	0:11.68 [10] (0:11.68)									
Average Speed [km/h]	54.5	71.8	67.8	65.1	61.6									
Top Speed [km/h]	71.4	72.7	69.5	65.5	64.7									
Avg. Dist. to Rail [m]	7.0	2.8	3.4	5.3	6.2									
Avg. Stride Freq. [Hz]	2.4	2.6	2.6	2.5	2.4									
Avg. Stride Length [m]	6.1	7.2	7.2	7.0	6.7									





# TownsvilleProfessional

## Race 8: THE BROTHERS LEAGUES CLUB OPEN Handicap - 1200m

24 January 2026 - 16:14



Track Rating: Soft 5, Weather: Fine, Rail Position: +4.5m 1000-W/Post; +2m Remainder.

Section						Overall	1000m	800m	600m	400m	200m	Last 600m		
Field Times						1:10.49 (0:14.52)	0:55.97 (0:11.10)	0:44.87 (0:11.10)	0:33.77 (0:11.22)	0:22.55 (0:11.11)	0:11.44 (0:11.44)	0:33.77		
Rank	TAB	Horse/Jockey	Barrier	Top Speed [km/h]	Fastest Section							Margin	Distance Travelled [m]	
1	3	OBLIGATED	6	67.5	0:10.89	1:10.49 [1]	0:55.33 [6]	0:44.31 [5]	0:33.29 [5]	0:22.23 [5]	0:11.34 [3]	1:10.49	0:33.29	
		Sean Cormack		400m	400m	(0:15.16)	(0:11.02)	(0:11.02)	(0:11.06)	(0:10.89)	(0:11.34)			
2	9	FROM THIS MOMENT	3	66.0	0:11.01	1:10.60 [2]	0:55.85 [2]	0:44.75 [2]	0:33.67 [2]	0:22.66 [2]	0:11.55 [1]	0.63L	0:33.67	-7
		Wanderson D'Avila		800m	600m	(0:14.75)	(0:11.10)	(0:11.08)	(0:11.01)	(0:11.11)	(0:11.55)			
3	5	SWEET KISSES	4	66.7	0:10.96	1:10.71 [3]	0:55.75 [4]	0:44.74 [4]	0:33.78 [3]	0:22.64 [3]	0:11.56 [2]	1.3L	0:33.78	-3
		Fiona Sandkuhl		800m	800m	(0:14.96)	(0:11.01)	(0:10.96)	(0:11.14)	(0:11.08)	(0:11.56)			
4	4	TYCOON BEAU	1	66.3	0:11.07	1:10.71 [4]	0:55.91 [3]	0:44.81 [3]	0:33.74 [4]	0:22.55 [4]	0:11.42 [4]	1.32L	0:33.74	-5
		Ryan Wiggins		200m	800m	(0:14.80)	(0:11.10)	(0:11.07)	(0:11.19)	(0:11.13)	(0:11.42)			
5	1	BEAU RAIN	7	67.9	0:10.91	1:10.99 [5]	0:55.61 [7]	0:44.53 [7]	0:33.62 [7]	0:22.47 [7]	0:11.41 [7]	2.95L	0:33.62	+1
		Nathan Thomas		800m	800m	(0:15.38)	(0:11.08)	(0:10.91)	(0:11.15)	(0:11.06)	(0:11.41)			
6	10	SIR ROCKET	5	67.4	0:11.03	1:11.01 [6]	0:55.92 [5]	0:44.80 [6]	0:33.77 [6]	0:22.65 [6]	0:11.54 [6]	3.03L	0:33.77	-3
		Jackson Murphy		600m	800m	(0:15.09)	(0:11.12)	(0:11.03)	(0:11.12)	(0:11.11)	(0:11.54)			
7	7	JOURNALISM	8	68.1	0:10.87	1:11.42 [7]	0:55.61 [8]	0:44.49 [8]	0:33.62 [8]	0:22.61 [8]	0:11.65 [8]	5.46L	0:33.62	-5
		Fred Larson		800m	800m	(0:15.81)	(0:11.12)	(0:10.87)	(0:11.01)	(0:10.96)	(0:11.65)			
8	8	RUBUNKAR	2	66.2	0:11.10	1:11.74 [8]	0:57.22 [1]	0:46.12 [1]	0:35.02 [1]	0:23.80 [1]	0:12.40 [5]	7.37L	0:35.02	-5
		Ashvin Goindasamy		800m	1000m	(0:14.52)	(0:11.10)	(0:11.10)	(0:11.22)	(0:11.40)	(0:12.40)			

Scratched: Pride Of Venus (#11), Stats (#2), Inching Closer (#6)



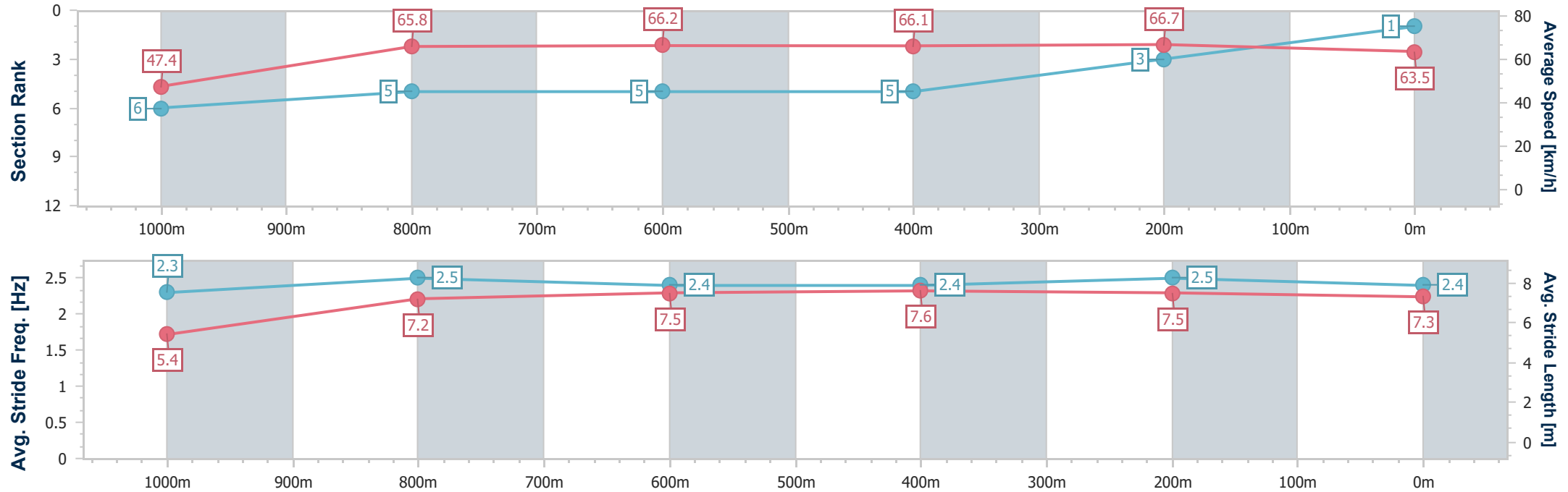
Horse/Jockey Name	Obligated
Final Rank	1
Fastest Section Time (Section)	0:10.89 (400m)
Top Speed [km/h] (Section)	67.5 (400m)
Race State	Finished



TownsvilleProfessional  
Race 8: THE BROTHERS LEAGUES CLUB OPEN Handicap - 1200m  
24 January 2026 - 16:14  
Track Rating: Soft 5, Weather: Fine, Rail Position: +4.5m 1000-W/Post; +2m Remainder.



Section	Overall	1000m	800m	600m	400m	200m							
Section Times	1:10.49 [1] (0:15.16)	0:55.33 [6] (0:11.02)	0:44.31 [5] (0:11.02)	0:33.29 [5] (0:11.06)	0:22.23 [5] (0:10.89)	0:11.34 [3] (0:11.34)							
Average Speed [km/h]	47.4	65.8	66.2	66.1	66.7	63.5							
Top Speed [km/h]	66.0	66.4	66.9	67.2	67.5	66.3							
Avg. Dist. to Rail [m]	5.1	1.6	2.8	3.3	4.7	7.9							
Avg. Stride Freq. [Hz]	2.3	2.5	2.4	2.4	2.5	2.4							
Avg. Stride Length [m]	5.4	7.2	7.5	7.6	7.5	7.3							





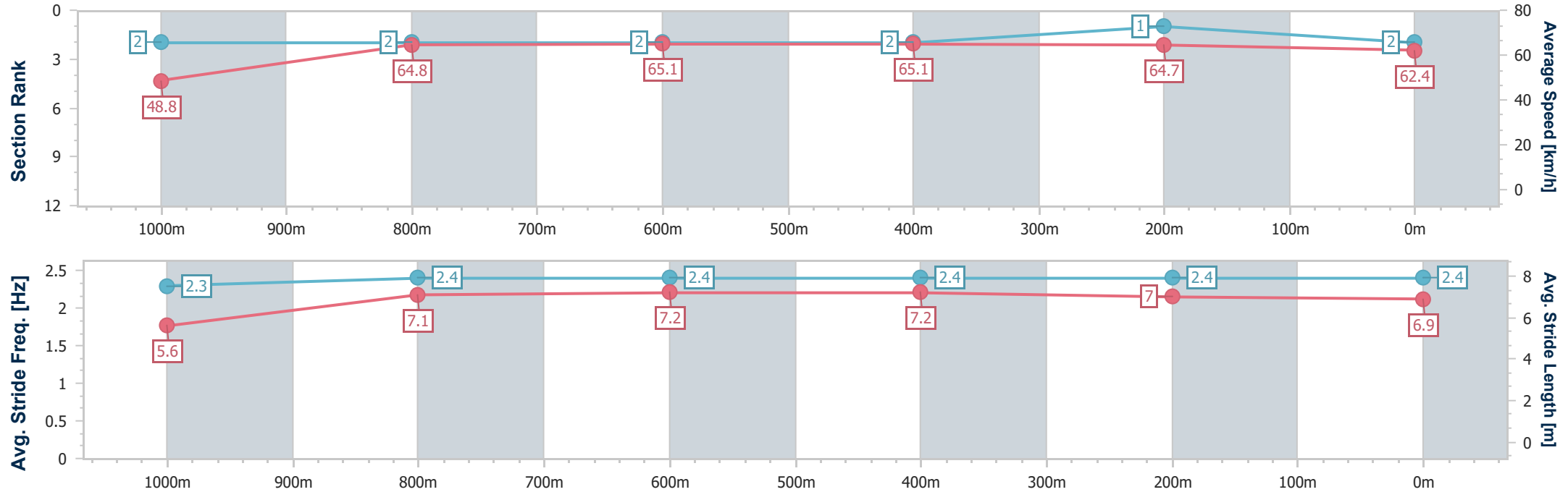
Horse/Jockey Name	From This Moment
Final Rank	2
Fastest Section Time (Section)	0:11.01 (600m)
Top Speed [km/h] (Section)	66.0 (800m)
Race State	Finished



TownsvilleProfessional  
Race 8: THE BROTHERS LEAGUES CLUB OPEN Handicap - 1200m  
24 January 2026 - 16:14  
Track Rating: Soft 5, Weather: Fine, Rail Position: +4.5m 1000-W/Post; +2m Remainder.



Section	Overall	1000m	800m	600m	400m	200m							
Section Times	1:10.60 [2] (0:14.75)	0:55.85 [2] (0:11.10)	0:44.75 [2] (0:11.08)	0:33.67 [2] (0:11.01)	0:22.66 [2] (0:11.11)	0:11.55 [1] (0:11.55)							
Average Speed [km/h]	48.8	64.8	65.1	65.1	64.7	62.4							
Top Speed [km/h]	64.8	66.0	66.0	65.6	65.5	64.4							
Avg. Dist. to Rail [m]	4.5	1.2	0.7	0.7	1.6	3.6							
Avg. Stride Freq. [Hz]	2.3	2.4	2.4	2.4	2.4	2.4							
Avg. Stride Length [m]	5.6	7.1	7.2	7.2	7.0	6.9							





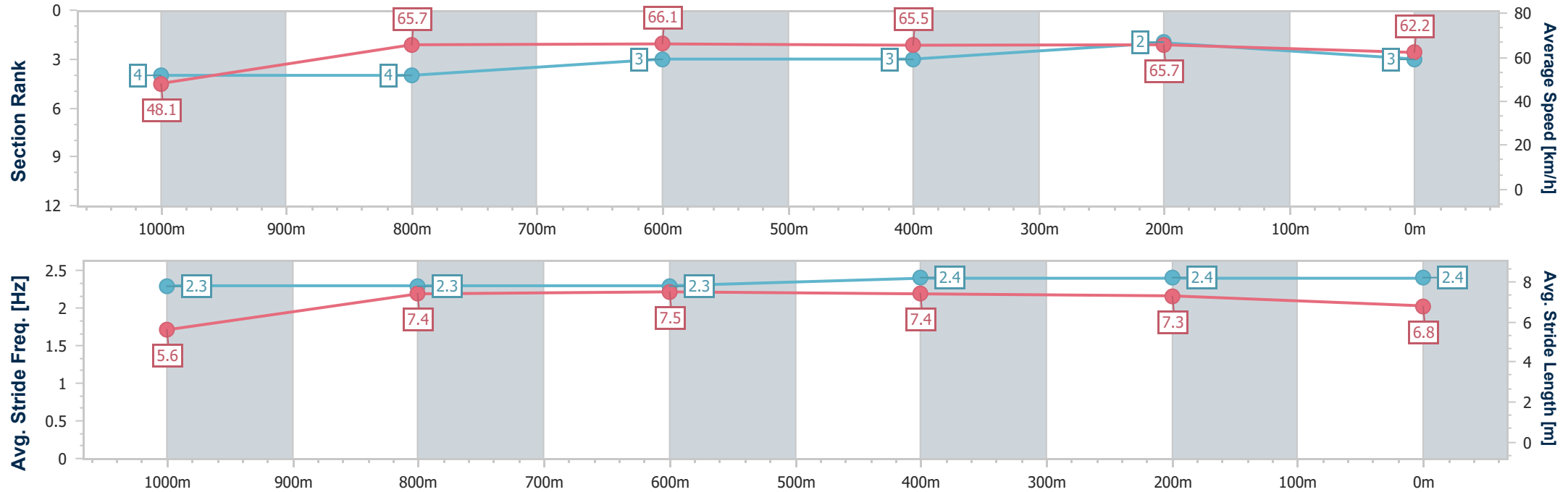
Horse/Jockey Name	Sweet Kisses
Final Rank	3
Fastest Section Time (Section)	0:10.96 (800m)
Top Speed [km/h] (Section)	66.7 (800m)
Race State	Finished



TownsvilleProfessional  
Race 8: THE BROTHERS LEAGUES CLUB OPEN Handicap - 1200m  
24 January 2026 - 16:14  
Track Rating: Soft 5, Weather: Fine, Rail Position: +4.5m 1000- W/Post; +2m Remainder.



Section	Overall	1000m	800m	600m	400m	200m							
Section Times	1:10.71 [3] (0:14.96)	0:55.75 [4] (0:11.01)	0:44.74 [4] (0:10.96)	0:33.78 [3] (0:11.14)	0:22.64 [3] (0:11.08)	0:11.56 [2] (0:11.56)							
Average Speed [km/h]	48.1	65.7	66.1	65.5	65.7	62.2							
Top Speed [km/h]	65.7	66.2	66.7	66.2	66.5	64.4							
Avg. Dist. to Rail [m]	4.7	1.2	1.5	3.0	6.0	8.2							
Avg. Stride Freq. [Hz]	2.3	2.3	2.3	2.4	2.4	2.4							
Avg. Stride Length [m]	5.6	7.4	7.5	7.4	7.3	6.8							





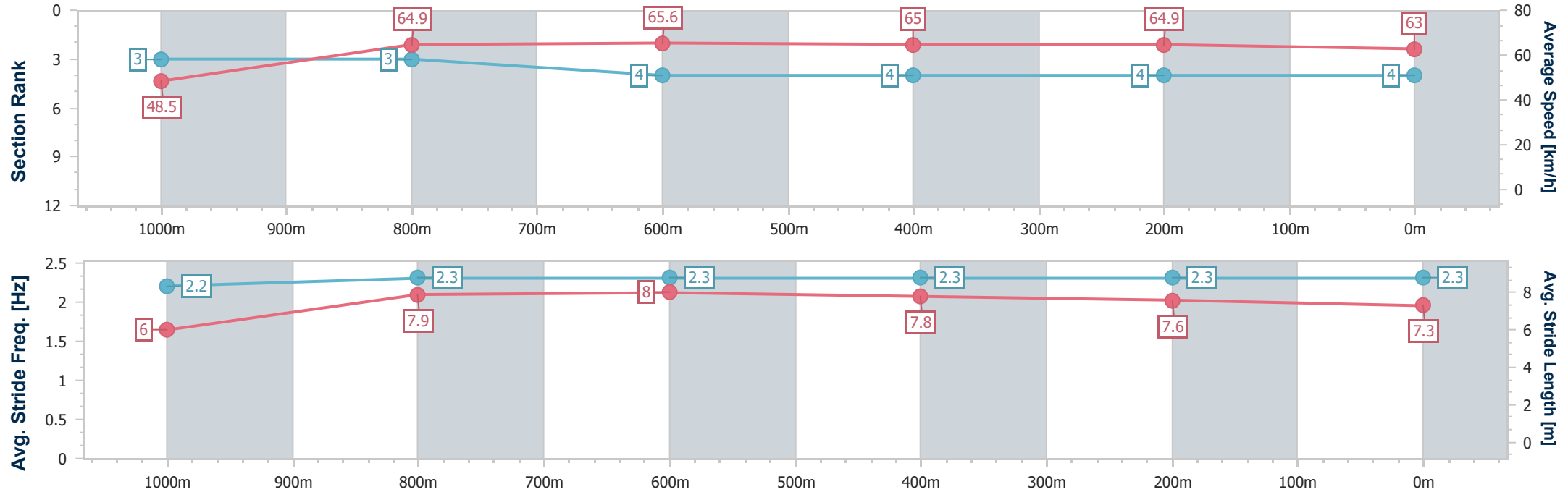
Horse/Jockey Name	Tycoon Beau
Final Rank	4
Fastest Section Time (Section)	0:11.07 (800m)
Top Speed [km/h] (Section)	66.3 (200m)
Race State	Finished



TownsvilleProfessional  
Race 8: THE BROTHERS LEAGUES CLUB OPEN Handicap - 1200m  
24 January 2026 - 16:14  
Track Rating: Soft 5, Weather: Fine, Rail Position: +4.5m 1000-W/Post; +2m Remainder.



Section	Overall	1000m	800m	600m	400m	200m							
Section Times	1:10.71 [4] (0:14.80)	0:55.91 [3] (0:11.10)	0:44.81 [3] (0:11.07)	0:33.74 [4] (0:11.19)	0:22.55 [4] (0:11.13)	0:11.42 [4] (0:11.42)							
Average Speed [km/h]	48.5	64.9	65.6	65.0	64.9	63.0							
Top Speed [km/h]	65.0	66.1	66.2	65.6	65.5	66.3							
Avg. Dist. to Rail [m]	2.7	1.4	1.8	2.1	3.1	3.5							
Avg. Stride Freq. [Hz]	2.2	2.3	2.3	2.3	2.3	2.3							
Avg. Stride Length [m]	6.0	7.9	8.0	7.8	7.6	7.3							







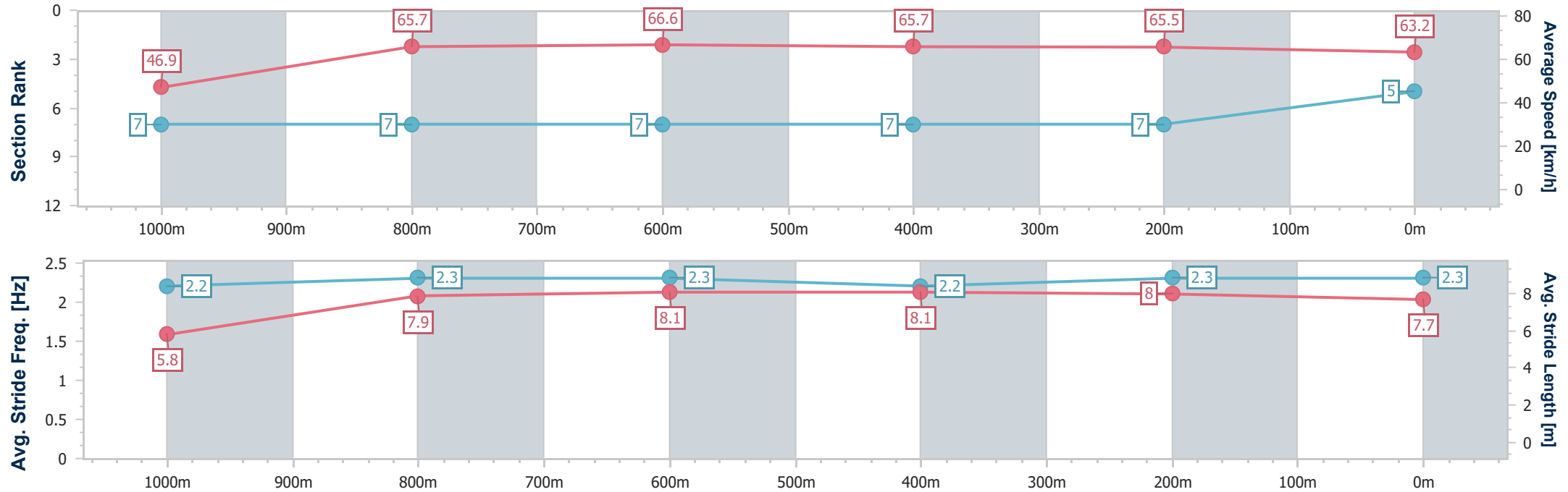
Horse/Jockey Name	Beau Rain
Final Rank	5
Fastest Section Time (Section)	0:10.91 (800m)
Top Speed [km/h] (Section)	67.9 (800m)
Race State	Finished



TownsvilleProfessional  
Race 8: THE BROTHERS LEAGUES CLUB OPEN Handicap - 1200m  
24 January 2026 - 16:14  
Track Rating: Soft 5, Weather: Fine, Rail Position: +4.5m 1000- W/Post; +2m Remainder.



Section	Overall	1000m	800m	600m	400m	200m							
Section Times	1:10.99 [5] (0:15.38)	0:55.61 [7] (0:11.08)	0:44.53 [7] (0:10.91)	0:33.62 [7] (0:11.15)	0:22.47 [7] (0:11.06)	0:11.41 [7] (0:11.41)							
Average Speed [km/h]	46.9	65.7	66.6	65.7	65.5	63.2							
Top Speed [km/h]	63.5	67.1	67.9	66.7	66.0	65.5							
Avg. Dist. to Rail [m]	6.3	1.7	2.6	3.3	5.8	7.8							
Avg. Stride Freq. [Hz]	2.2	2.3	2.3	2.2	2.3	2.3							
Avg. Stride Length [m]	5.8	7.9	8.1	8.1	8.0	7.7							





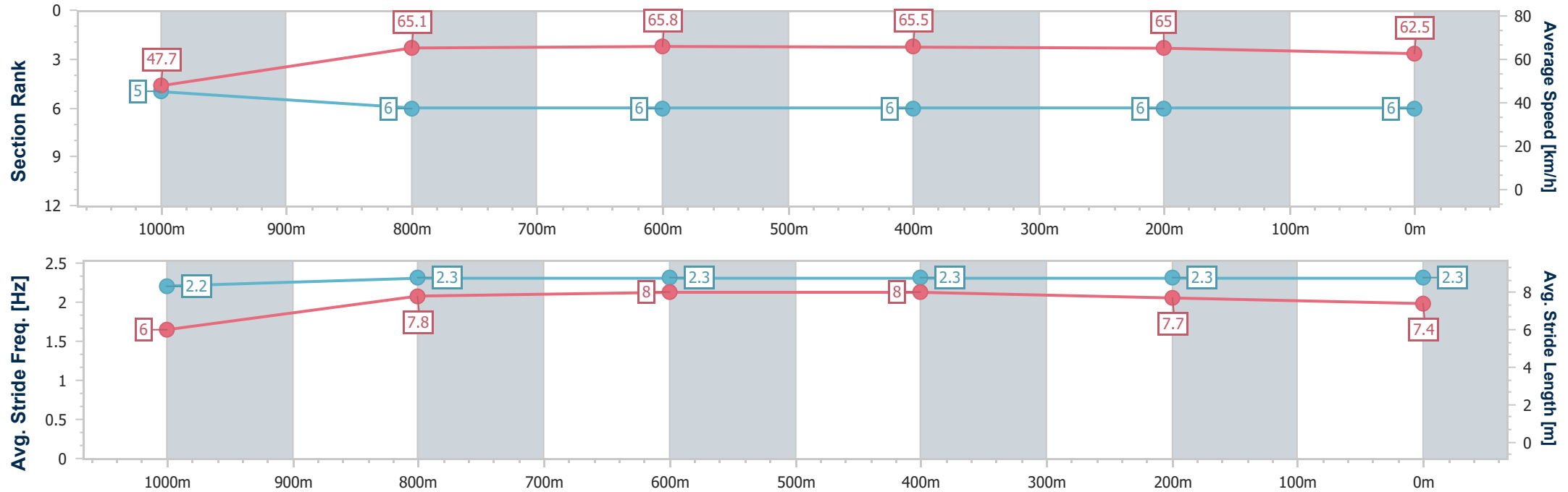
Horse/Jockey Name	Sir Rocket
Final Rank	6
Fastest Section Time (Section)	0:11.03 (800m)
Top Speed [km/h] (Section)	67.4 (600m)
Race State	Finished



TownsvilleProfessional  
Race 8: THE BROTHERS LEAGUES CLUB OPEN Handicap - 1200m  
24 January 2026 - 16:14  
Track Rating: Soft 5, Weather: Fine, Rail Position: +4.5m 1000- W/Post; +2m Remainder.



Section	Overall	1000m	800m	600m	400m	200m							
Section Times	1:11.01 [6] (0:15.09)	0:55.92 [5] (0:11.12)	0:44.80 [6] (0:11.03)	0:33.77 [6] (0:11.12)	0:22.65 [6] (0:11.11)	0:11.54 [6] (0:11.54)							
Average Speed [km/h]	47.7	65.1	65.8	65.5	65.0	62.5							
Top Speed [km/h]	65.8	66.2	67.0	67.4	65.8	66.2							
Avg. Dist. to Rail [m]	4.5	1.6	2.2	2.0	4.2	4.9							
Avg. Stride Freq. [Hz]	2.2	2.3	2.3	2.3	2.3	2.3							
Avg. Stride Length [m]	6.0	7.8	8.0	8.0	7.7	7.4							





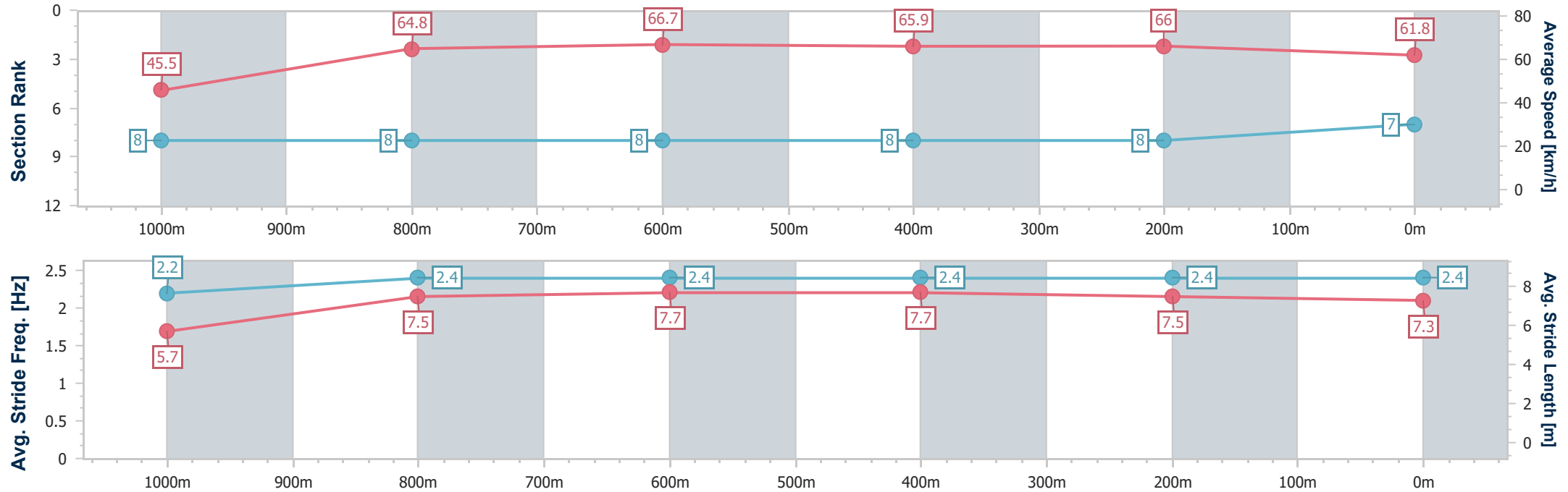
Horse/Jockey Name	Journalism
Final Rank	7
Fastest Section Time (Section)	0:10.87 (800m)
Top Speed [km/h] (Section)	68.1 (800m)
Race State	Finished



TownsvilleProfessional  
Race 8: THE BROTHERS LEAGUES CLUB OPEN Handicap - 1200m  
24 January 2026 - 16:14  
Track Rating: Soft 5, Weather: Fine, Rail Position: +4.5m 1000- W/Post; +2m Remainder.



Section	Overall	1000m	800m	600m	400m	200m							
Section Times	1:11.42 [7] (0:15.81)	0:55.61 [8] (0:11.12)	0:44.49 [8] (0:10.87)	0:33.62 [8] (0:11.01)	0:22.61 [8] (0:10.96)	0:11.65 [8] (0:11.65)							
Average Speed [km/h]	45.5	64.8	66.7	65.9	66.0	61.8							
Top Speed [km/h]	65.2	66.3	68.1	67.5	67.2	64.5							
Avg. Dist. to Rail [m]	5.5	1.3	1.2	1.8	2.5	4.3							
Avg. Stride Freq. [Hz]	2.2	2.4	2.4	2.4	2.4	2.4							
Avg. Stride Length [m]	5.7	7.5	7.7	7.7	7.5	7.3							



[ ] Ranking at each section and finish  
-.-.- No data available at this section  
NA No data available



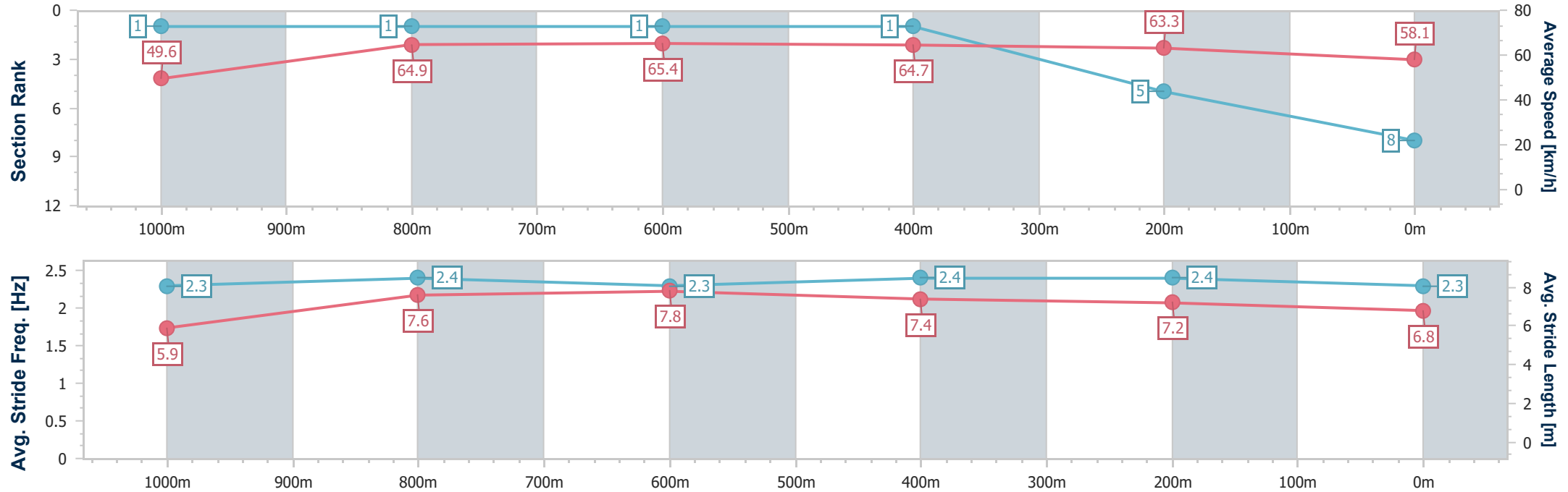
Horse/Jockey Name	Rubunkar
Final Rank	8
Fastest Section Time (Section)	0:11.10 (1000m)
Top Speed [km/h] (Section)	66.2 (800m)
Race State	Finished



TownsvilleProfessional  
Race 8: THE BROTHERS LEAGUES CLUB OPEN Handicap - 1200m  
24 January 2026 - 16:14  
Track Rating: Soft 5, Weather: Fine, Rail Position: +4.5m 1000- W/Post; +2m Remainder.



Section	Overall	1000m	800m	600m	400m	200m							
Section Times	1:11.74 [8] (0:14.52)	0:57.22 [1] (0:11.10)	0:46.12 [1] (0:11.10)	0:35.02 [1] (0:11.22)	0:23.80 [1] (0:11.40)	0:12.40 [5] (0:12.40)							
Average Speed [km/h]	49.6	64.9	65.4	64.7	63.3	58.1							
Top Speed [km/h]	66.1	66.2	66.2	65.3	64.3	62.0							
Avg. Dist. to Rail [m]	4.1	1.4	1.5	1.6	2.1	2.1							
Avg. Stride Freq. [Hz]	2.3	2.4	2.3	2.4	2.4	2.3							
Avg. Stride Length [m]	5.9	7.6	7.8	7.4	7.2	6.8							



[ ] Ranking at each section and finish  
- - - - - No data available at this section  
NA No data available



**Townsville Professional**  
**Race 9: LEPRECHAUNS KIDS PLAYROOM @ BROTHERS BENCHMARK**  
**55 Handicap - 1300m**  
**24 January 2026 - 16:49**



Track Rating: Soft 5, Weather: Fine, Rail Position: +4.5m 1000-W/Post; +2m Remainder.

Section		Overall				1200m	1000m	800m	600m	400m	Last 600m	
Field Times		1:17.50				1:08.21	0:57.57	0:46.44	0:35.04	0:23.68	0:35.04	
		(0:09.29)				(0:10.64)	(0:11.13)	(0:11.40)	(0:11.36)	(0:11.59)		
Rank	TAB	Horse/Jockey	Barrier	Top Speed [km/h]	Fastest Section							Distance Travelled [m]
1	10	HEART 'N' POWER	11	68.9	0:09.29	1:17.50 [1]	1:08.21 [1]	0:57.57 [1]	0:46.44 [1]	0:35.04 [1]	0:23.68 [1]	0:35.04
		Ron Stewart		1200m	Overall	(0:09.29)	(0:10.64)	(0:11.13)	(0:11.40)	(0:11.36)	(0:11.59)	
2	6	LOOMING ONE	4	67.7	0:09.63	1:17.66 [2]	1:08.03 [6]	0:57.21 [7]	0:46.03 [7]	0:34.70 [6]	0:23.32 [6]	0:34.70 +1
		Aidan Holt		1200m	Overall	(0:09.63)	(0:10.82)	(0:11.18)	(0:11.33)	(0:11.38)	(0:11.51)	
3	5	BITTER SPIRIT	3	66.9	0:09.98	1:17.77 [3]	1:07.79 [10]	0:56.85 [10]	0:45.69 [9]	0:34.29 [10]	0:23.07 [10]	0:34.29 +6
		Ryan Wiggins		1200m	Overall	(0:09.98)	(0:10.94)	(0:11.16)	(0:11.40)	(0:11.22)	(0:11.33)	
4	9	SMASHING ROSIE	12	68.6	0:10.40	1:17.78 [4]	1:07.38 [13]	0:56.69 [11]	0:45.46 [12]	0:34.12 [13]	0:22.95 [12]	0:34.12 +0
		Sean Cormack		1200m	Overall	(0:10.40)	(0:10.69)	(0:11.23)	(0:11.34)	(0:11.17)	(0:11.18)	
5	8	WINNING SAGA	2	68.0	0:09.78	1:17.93 [5]	1:08.15 [8]	0:57.25 [8]	0:46.02 [8]	0:34.61 [8]	0:23.26 [9]	0:34.61 +4
		Graham Kliese		1200m	Overall	(0:09.78)	(0:10.90)	(0:11.23)	(0:11.41)	(0:11.35)	(0:11.37)	
6	7	KEEPTHEWOLVESAWAY	5	69.2	0:09.48	1:18.17 [6]	1:08.69 [2]	0:57.97 [3]	0:46.79 [5]	0:35.39 [4]	0:24.07 [3]	0:35.39 -1
		Lacey Morrison		1200m	Overall	(0:09.48)	(0:10.72)	(0:11.18)	(0:11.40)	(0:11.32)	(0:11.62)	
7	2	SILVER CITY	7	68.2	0:09.55	1:18.19 [7]	1:08.64 [3]	0:57.93 [4]	0:46.84 [3]	0:35.39 [5]	0:23.90 [5]	0:35.39 +1
		Fiona Sandkuhl		1200m	Overall	(0:09.55)	(0:10.71)	(0:11.09)	(0:11.45)	(0:11.49)	(0:11.69)	
8	17	LOOK AT ROSA	13	67.7	0:09.91	1:18.20 [8]	1:08.29 [9]	0:57.29 [9]	0:46.02 [11]	0:34.78 [9]	0:23.57 [8]	0:34.78 +1
		Amanda Thomson		1200m	Overall	(0:09.91)	(0:11.00)	(0:11.27)	(0:11.24)	(0:11.21)	(0:11.61)	
9	3	BIG DEMEANOR	1	68.4	0:09.67	1:18.23 [9]	1:08.56 [7]	0:57.84 [6]	0:46.65 [6]	0:35.23 [7]	0:23.85 [7]	0:35.23 -1
		Fred Larson		1200m	Overall	(0:09.67)	(0:10.72)	(0:11.19)	(0:11.42)	(0:11.38)	(0:11.52)	
10	4	TOSINSKY	9	69.8	0:09.56	1:18.24 [10]	1:08.68 [4]	0:58.12 [2]	0:47.01 [2]	0:35.60 [2]	0:24.20 [2]	0:35.60 +0
		Jackson Murphy		1200m	Overall	(0:09.56)	(0:10.56)	(0:11.11)	(0:11.41)	(0:11.40)	(0:11.75)	

Scratched: Supid Date (#13), Boom Boom Ray (#1), Let's Ride (#11), Store Beach (#16), Hold My Halo (#18), Savvy Thinker (#19), Lucky Jim (#20), Craicar (#21)



**TownsvilleProfessional**  
**Race 9: LEPRECHAUNS KIDS PLAYROOM @ BROTHERS BENCHMARK**  
**55 Handicap - 1300m**  
**24 January 2026 - 16:49**



Track Rating: Soft 5, Weather: Fine, Rail Position: +4.5m 1000-W/Post; +2m Remainder.

Section					Overall	1200m	1000m	800m	600m	400m	Last 600m		
Field Times					1:17.50 (0:09.29)	1:08.21 (0:10.64)	0:57.57 (0:11.13)	0:46.44 (0:11.40)	0:35.04 (0:11.36)	0:23.68 (0:11.59)	0:35.04		
Rank	TAB	Horse/Jockey	Barrier	Top Speed [km/h]	Fastest Section							Distance Travelled [m]	
11	15	ZOUHOPE	6	67.4	0:10.25	1:18.26 [11]	1:08.01 [11]	0:57.15 [12]	0:46.12 [10]	0:34.75 [11]	0:23.46 [11]	0:34.75	+6
		Wanderson D'Avila		1000m	Overall	(0:10.25)	(0:10.86)	(0:11.03)	(0:11.37)	(0:11.29)	(0:11.52)		
12	14	NAPA VALLEY	8	67.3	0:10.35	1:19.10 [12]	1:08.75 [12]	0:57.82 [13]	0:46.67 [13]	0:35.53 [12]	0:24.03 [13]	0:35.53	+3
		Chris Whiteley		1200m	Overall	(0:10.35)	(0:10.93)	(0:11.15)	(0:11.14)	(0:11.50)	(0:11.63)		
13	12	MISHANI PERFECTION	10	68.6	0:09.58	1:19.21 [13]	1:09.63 [5]	0:58.91 [5]	0:47.85 [4]	0:36.55 [3]	0:25.02 [4]	0:36.55	+4
		Nathan Thomas		1200m	Overall	(0:09.58)	(0:10.72)	(0:11.06)	(0:11.30)	(0:11.53)	(0:11.94)		

Scratched: Supid Date (#13), Boom Boom Ray (#1), Let's Ride (#11), Store Beach (#16), Hold My Halo (#18), Savvy Thinker (#19), Lucky Jim (#20), Craicaro (#21)



**Townsville Professional**  
**Race 9: LEPRECHAUNS KIDS PLAYROOM @ BROTHERS BENCHMARK**  
**55 Handicap - 1300m**  
**24 January 2026 - 16:49**



Track Rating: Soft 5, Weather: Fine, Rail Position: +4.5m 1000-W/Post; +2m Remainder.

Section		200m					Last 600m		
Field Times		0:12.09 (0:12.09)					0:35.04		
Rank	TAB	Horse/Jockey	Barrier	Top Speed [km/h]	Fastest Section	Margin		Distance Travelled [m]	
1	10	HEART 'N' POWER	11	68.9	0:09.29	0:12.09 [1]	1:17.50	0:35.04	
		Ron Stewart		1200m	Overall	(0:12.09)			
2	6	LOOMING ONE	4	67.7	0:09.63	0:11.81 [4]	0.94L	0:34.70	+1
		Aidan Holt		1200m	Overall	(0:11.81)			
3	5	BITTER SPIRIT	3	66.9	0:09.98	0:11.74 [8]	1.61L	0:34.29	+6
		Ryan Wiggins		1200m	Overall	(0:11.74)			
4	9	SMASHING ROSIE	12	68.6	0:10.40	0:11.77 [7]	1.66L	0:34.12	+0
		Sean Cormack		1200m	Overall	(0:11.77)			
5	8	WINNING SAGA	2	68.0	0:09.78	0:11.89 [9]	2.5L	0:34.61	+4
		Graham Kliese		1200m	Overall	(0:11.89)			
6	7	KEEPTHEWOLVESAWAY	5	69.2	0:09.48	0:12.45 [2]	3.96L	0:35.39	-1
		Lacey Morrison		1200m	Overall	(0:12.45)			
7	2	SILVER CITY	7	68.2	0:09.55	0:12.21 [6]	4.07L	0:35.39	+1
		Fiona Sandkuhl		1200m	Overall	(0:12.21)			
8	17	LOOK AT ROSA	13	67.7	0:09.91	0:11.96 [11]	4.14L	0:34.78	+1
		Amanda Thomson		1200m	Overall	(0:11.96)			
9	3	BIG DEMEANOR	1	68.4	0:09.67	0:12.33 [5]	4.28L	0:35.23	-1
		Fred Larson		1200m	Overall	(0:12.33)			
10	4	TOSINSKY	9	69.8	0:09.56	0:12.45 [3]	4.38L	0:35.60	+0
		Jackson Murphy		1200m	Overall	(0:12.45)			

Scratched: Supid Date (#13), Boom Boom Ray (#1), Let's Ride (#11), Store Beach (#16), Hold My Halo (#18), Savvy Thinker (#19), Lucky Jim (#20), Craicaro (#21)

Report Created: Sat 24 January 2026 17:18 GMT+1 (Note: Timing is based on position data)

Page 3/17

[ ] Ranking at each section and finish  
-:-:- No data available at this section  
NA No data available  
SCN Saddle cloth number  
DNF Did not finish  
DNT Did not track

data processed by  TRIPLESDATA



**Townsville Professional**  
**Race 9: LEPRECHAUNS KIDS PLAYROOM @ BROTHERS BENCHMARK**  
**55 Handicap - 1300m**  
**24 January 2026 - 16:49**



Track Rating: Soft 5, Weather: Fine, Rail Position: +4.5m 1000-W/Post; +2m Remainder.

Section		200m					Last 600m		
Field Times		0:12.09 (0:12.09)					0:35.04		
Rank	TAB	Horse/Jockey	Barrier	Top Speed [km/h]	Fastest Section	Margin		Distance Travelled [m]	
11	15	ZOUHOPE	6	67.4	0:10.25	0:11.94 [12]	4.46L	0:34.75	+6
		Wanderson D'Avila		1000m	Overall	(0:11.94)			
12	14	NAPA VALLEY	8	67.3	0:10.35	0:12.40 [13]	9.39L	0:35.53	+3
		Chris Whiteley		1200m	Overall	(0:12.40)			
13	12	MISHANI PERFECTION	10	68.6	0:09.58	0:13.08 [10]	10.08L	0:36.55	+4
		Nathan Thomas		1200m	Overall	(0:13.08)			

Scratched: Supid Date (#13), Boom Boom Ray (#1), Let's Ride (#11), Store Beach (#16), Hold My Halo (#18), Savvy Thinker (#19), Lucky Jim (#20), Craicaro (#21)





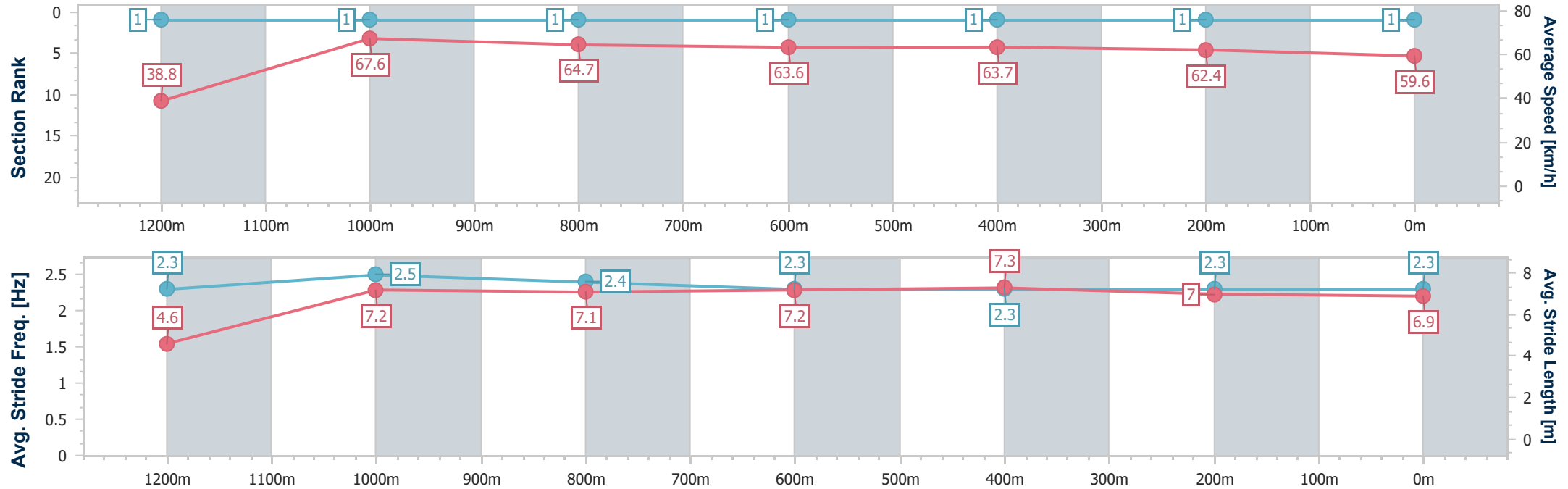
Horse/Jockey Name	Heart 'N' Power
Final Rank	1
Fastest Section Time (Section)	0:09.29 (Overall)
Top Speed [km/h] (Section)	68.9 (1200m)
Race State	Finished



TownsvilleProfessional  
Race 9: LEPRECHAUNS KIDS PLAYROOM @ BROTHERS  
BENCHMARK 55 Handicap - 1300m  
24 January 2026 - 16:49  
Track Rating: Soft 5, Weather: Fine, Rail Position: +4.5m 1000-  
W/Post; +2m Remainder.



Section	Overall	1200m	1000m	800m	600m	400m	200m						
Section Times	1:17.50 [1] (0:09.29)	1:08.21 [1] (0:10.64)	0:57.57 [1] (0:11.13)	0:46.44 [1] (0:11.40)	0:35.04 [1] (0:11.36)	0:23.68 [1] (0:11.59)	0:12.09 [1] (0:12.09)						
Average Speed [km/h]	38.8	67.6	64.7	63.6	63.7	62.4	59.6						
Top Speed [km/h]	66.3	68.9	65.9	64.4	64.5	63.1	62.1						
Avg. Dist. to Rail [m]	15.1	3.2	1.2	1.1	1.6	2.0	2.7						
Avg. Stride Freq. [Hz]	2.3	2.5	2.4	2.3	2.3	2.3	2.3						
Avg. Stride Length [m]	4.6	7.2	7.1	7.2	7.3	7.0	6.9						





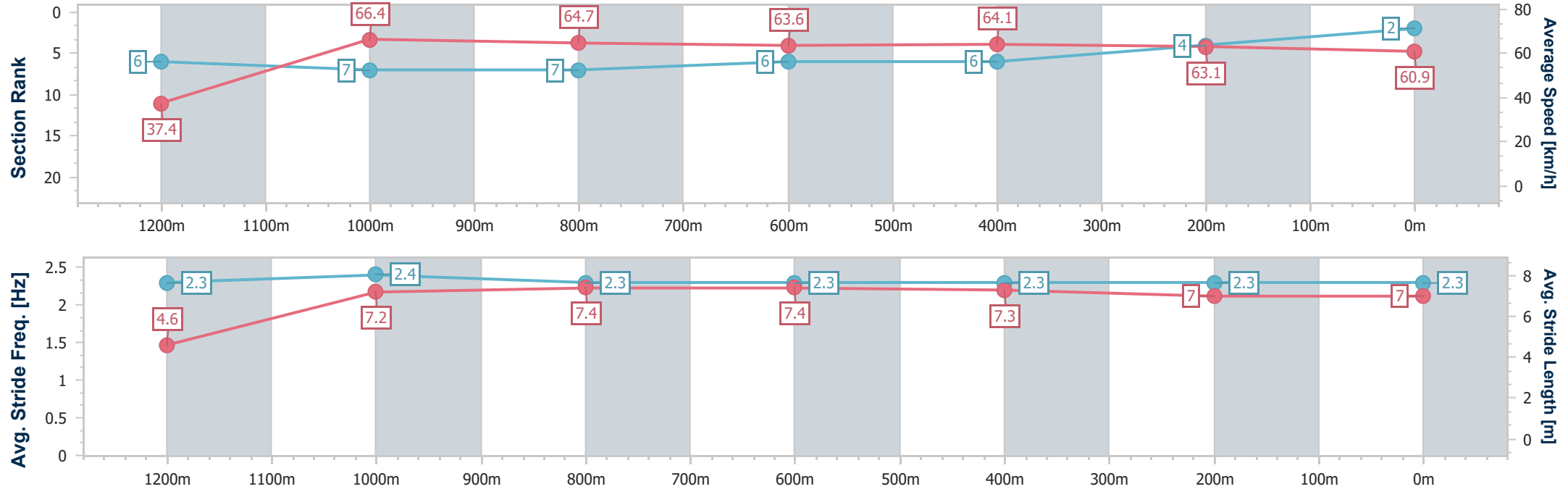
Horse/Jockey Name	Looming One
Final Rank	2
Fastest Section Time (Section)	0:09.63 (Overall)
Top Speed [km/h] (Section)	67.7 (1200m)
Race State	Finished



TownsvilleProfessional  
Race 9: LEPRECHAUNS KIDS PLAYROOM @ BROTHERS  
BENCHMARK 55 Handicap - 1300m  
24 January 2026 - 16:49  
Track Rating: Soft 5, Weather: Fine, Rail Position: +4.5m 1000-  
W/Post; +2m Remainder.



Section	Overall	1200m	1000m	800m	600m	400m	200m						
Section Times	1:17.66 [2] (0:09.63)	1:08.03 [6] (0:10.82)	0:57.21 [7] (0:11.18)	0:46.03 [7] (0:11.33)	0:34.70 [6] (0:11.38)	0:23.32 [6] (0:11.51)	0:11.81 [4] (0:11.81)						
Average Speed [km/h]	37.4	66.4	64.7	63.6	64.1	63.1	60.9						
Top Speed [km/h]	64.0	67.7	65.6	64.4	64.9	63.5	62.5						
Avg. Dist. to Rail [m]	8.7	1.0	1.3	1.1	2.1	4.4	4.4						
Avg. Stride Freq. [Hz]	2.3	2.4	2.3	2.3	2.3	2.3	2.3						
Avg. Stride Length [m]	4.6	7.2	7.4	7.4	7.3	7.0	7.0						





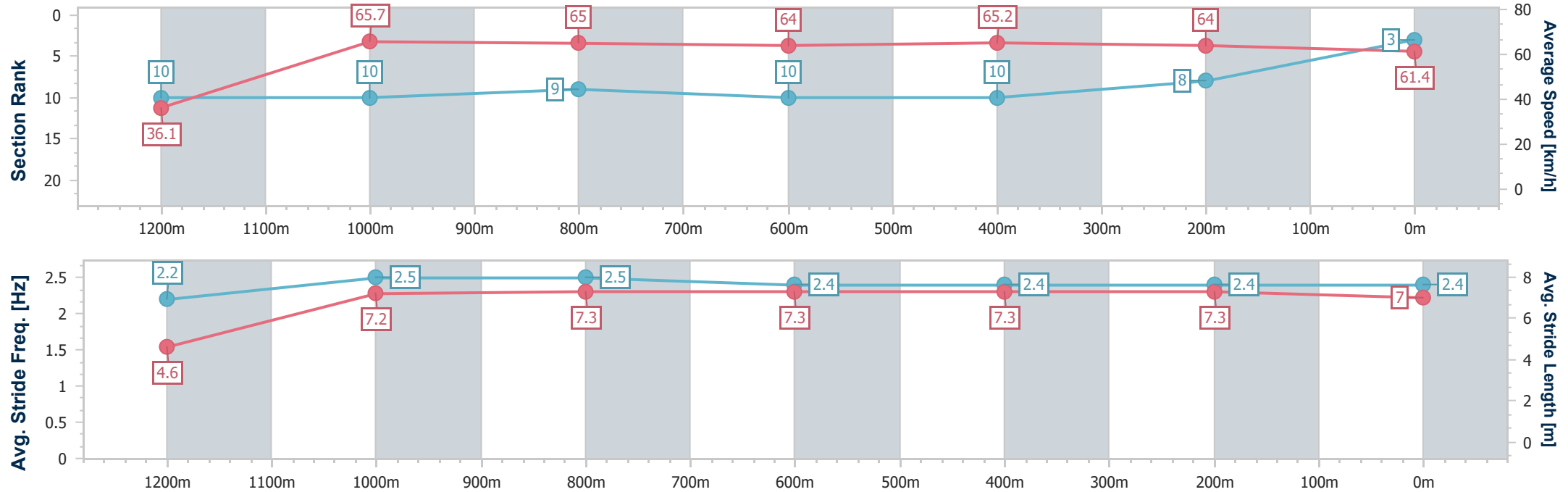
Horse/Jockey Name	Bitter Spirit
Final Rank	3
Fastest Section Time (Section)	0:09.98 (Overall)
Top Speed [km/h] (Section)	66.9 (1200m)
Race State	Finished



TownsvilleProfessional  
Race 9: LEPRECHAUNS KIDS PLAYROOM @ BROTHERS  
BENCHMARK 55 Handicap - 1300m  
24 January 2026 - 16:49  
Track Rating: Soft 5, Weather: Fine, Rail Position: +4.5m 1000-  
W/Post; +2m Remainder.



Section	Overall	1200m	1000m	800m	600m	400m	200m						
Section Times	1:17.77 [3] (0:09.98)	1:07.79 [10] (0:10.94)	0:56.85 [10] (0:11.16)	0:45.69 [9] (0:11.40)	0:34.29 [10] (0:11.22)	0:23.07 [10] (0:11.33)	0:11.74 [8] (0:11.74)						
Average Speed [km/h]	36.1	65.7	65.0	64.0	65.2	64.0	61.4						
Top Speed [km/h]	63.9	66.9	66.8	66.5	66.6	65.8	63.2						
Avg. Dist. to Rail [m]	8.4	1.5	2.2	2.8	3.2	5.7	7.1						
Avg. Stride Freq. [Hz]	2.2	2.5	2.5	2.4	2.4	2.4	2.4						
Avg. Stride Length [m]	4.6	7.2	7.3	7.3	7.3	7.3	7.0						





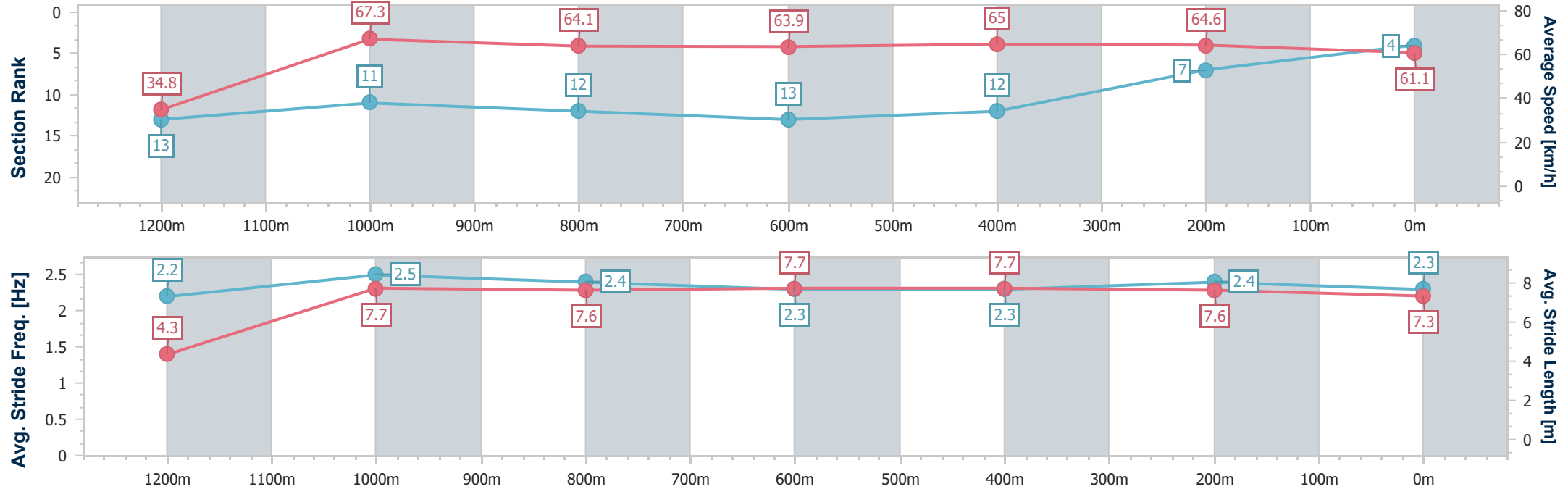
Horse/Jockey Name	Smashing Rosie
Final Rank	4
Fastest Section Time (Section)	0:10.40 (Overall)
Top Speed [km/h] (Section)	68.6 (1200m)
Race State	Finished



TownsvilleProfessional  
Race 9: LEPRECHAUNS KIDS PLAYROOM @ BROTHERS  
BENCHMARK 55 Handicap - 1300m  
24 January 2026 - 16:49  
Track Rating: Soft 5, Weather: Fine, Rail Position: +4.5m 1000-  
W/Post; +2m Remainder.



Section	Overall	1200m	1000m	800m	600m	400m	200m						
Section Times	1:17.78 [4] (0:10.40)	1:07.38 [13] (0:10.69)	0:56.69 [11] (0:11.23)	0:45.46 [12] (0:11.34)	0:34.12 [13] (0:11.17)	0:22.95 [12] (0:11.18)	0:11.77 [7] (0:11.77)						
Average Speed [km/h]	34.8	67.3	64.1	63.9	65.0	64.6	61.1						
Top Speed [km/h]	63.8	68.6	65.9	64.9	66.1	66.0	63.4						
Avg. Dist. to Rail [m]	11.9	1.5	1.4	1.4	1.5	1.7	1.3						
Avg. Stride Freq. [Hz]	2.2	2.5	2.4	2.3	2.3	2.4	2.3						
Avg. Stride Length [m]	4.3	7.7	7.6	7.7	7.7	7.6	7.3						





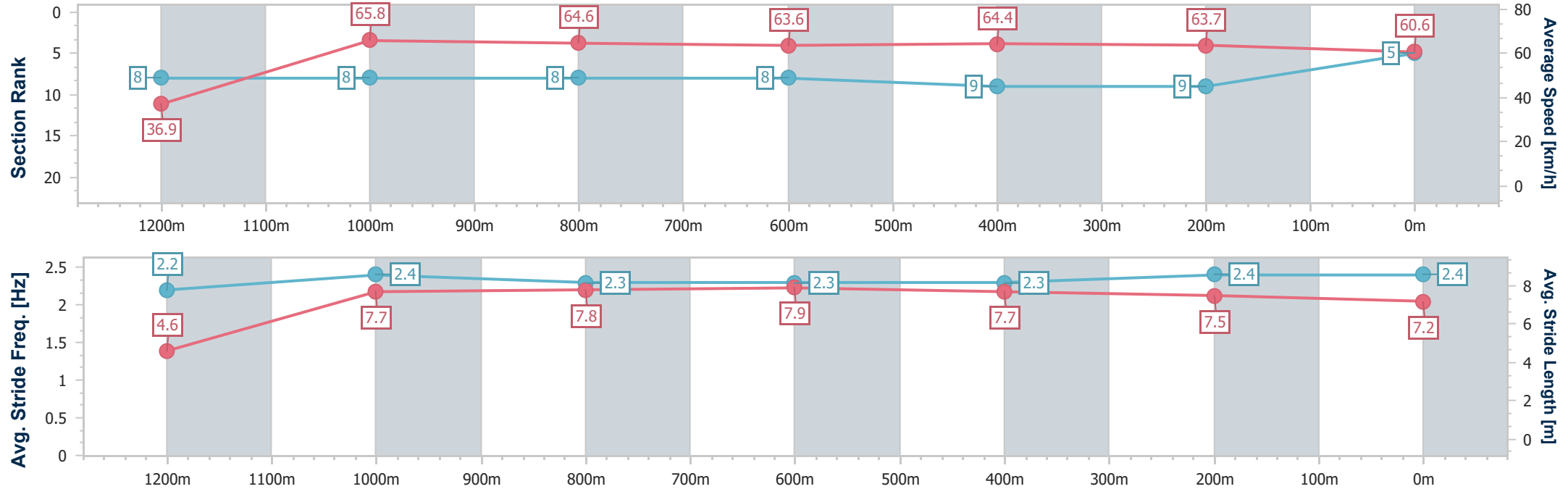
Horse/Jockey Name	Winning Saga
Final Rank	5
Fastest Section Time (Section)	0:09.78 (Overall)
Top Speed [km/h] (Section)	68.0 (1200m)
Race State	Finished



TownsvilleProfessional  
Race 9: LEPRECHAUNS KIDS PLAYROOM @ BROTHERS  
BENCHMARK 55 Handicap - 1300m  
24 January 2026 - 16:49  
Track Rating: Soft 5, Weather: Fine, Rail Position: +4.5m 1000-  
W/Post; +2m Remainder.



Section	Overall	1200m	1000m	800m	600m	400m	200m						
Section Times	1:17.93 [5] (0:09.78)	1:08.15 [8] (0:10.90)	0:57.25 [8] (0:11.23)	0:46.02 [8] (0:11.41)	0:34.61 [8] (0:11.35)	0:23.26 [9] (0:11.37)	0:11.89 [9] (0:11.89)						
Average Speed [km/h]	36.9	65.8	64.6	63.6	64.4	63.7	60.6						
Top Speed [km/h]	63.2	68.0	66.9	64.5	65.9	65.1	63.2						
Avg. Dist. to Rail [m]	7.3	1.2	1.6	2.2	2.8	6.0	8.6						
Avg. Stride Freq. [Hz]	2.2	2.4	2.3	2.3	2.3	2.4	2.4						
Avg. Stride Length [m]	4.6	7.7	7.8	7.9	7.7	7.5	7.2						



[ ] Ranking at each section and finish  
-.-.- No data available at this section  
NA No data available



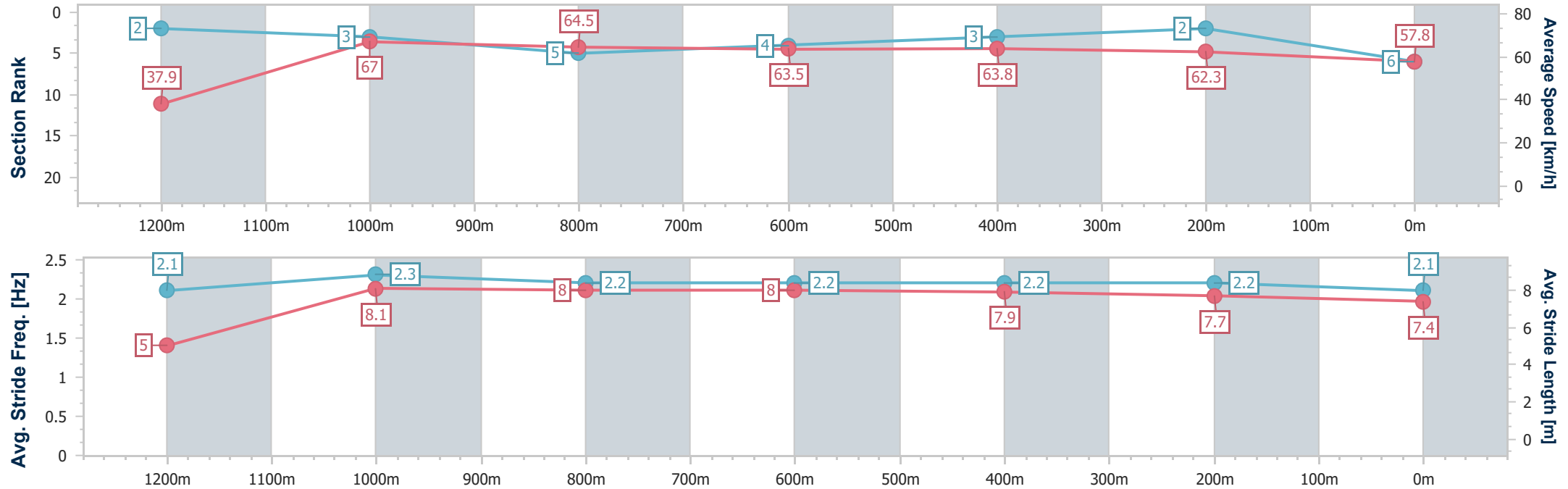
Horse/Jockey Name	Keepthewolvesaway
Final Rank	6
Fastest Section Time (Section)	0:09.48 (Overall)
Top Speed [km/h] (Section)	69.2 (1200m)
Race State	Finished



TownsvilleProfessional  
Race 9: LEPRECHAUNS KIDS PLAYROOM @ BROTHERS  
BENCHMARK 55 Handicap - 1300m  
24 January 2026 - 16:49  
Track Rating: Soft 5, Weather: Fine, Rail Position: +4.5m 1000-  
W/Post; +2m Remainder.



Section	Overall	1200m	1000m	800m	600m	400m	200m						
Section Times	1:18.17 [6] (0:09.48)	1:08.69 [2] (0:10.72)	0:57.97 [3] (0:11.18)	0:46.79 [5] (0:11.40)	0:35.39 [4] (0:11.32)	0:24.07 [3] (0:11.62)	0:12.45 [2] (0:12.45)						
Average Speed [km/h]	37.9	67.0	64.5	63.5	63.8	62.3	57.8						
Top Speed [km/h]	64.5	69.2	66.1	65.1	65.1	63.2	60.7						
Avg. Dist. to Rail [m]	9.5	1.2	1.1	1.0	1.3	2.6	3.9						
Avg. Stride Freq. [Hz]	2.1	2.3	2.2	2.2	2.2	2.2	2.1						
Avg. Stride Length [m]	5.0	8.1	8.0	8.0	7.9	7.7	7.4						





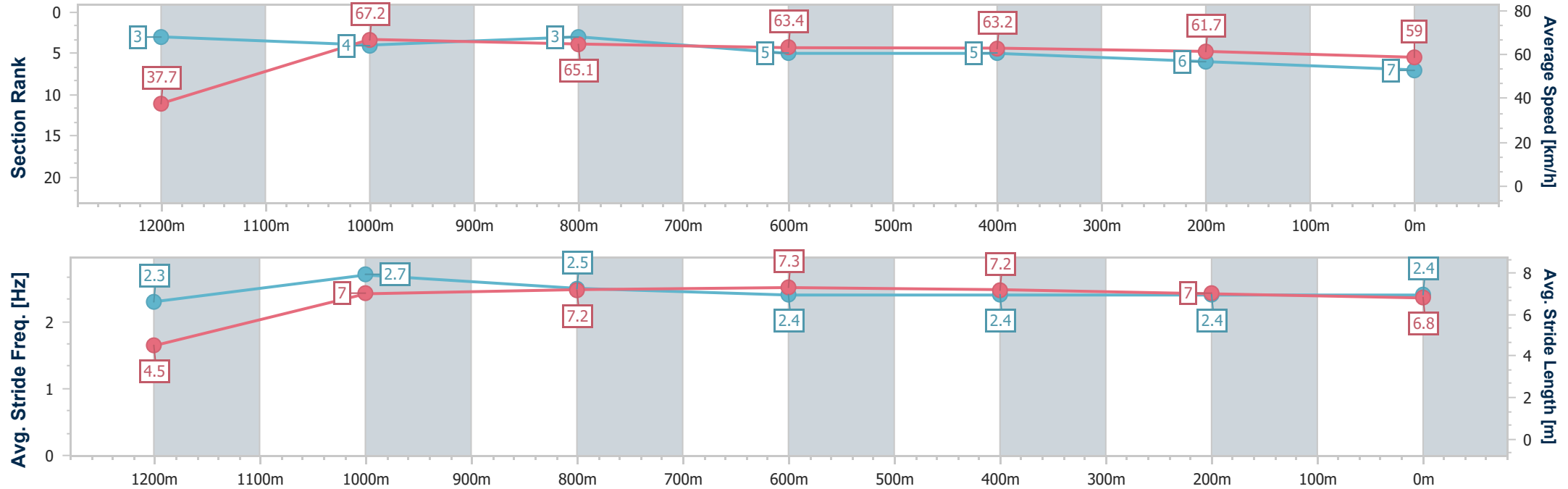
Horse/Jockey Name	Silver City
Final Rank	7
Fastest Section Time (Section)	0:09.55 (Overall)
Top Speed [km/h] (Section)	68.2 (1200m)
Race State	Finished



TownsvilleProfessional  
Race 9: LEPRECHAUNS KIDS PLAYROOM @ BROTHERS  
BENCHMARK 55 Handicap - 1300m  
24 January 2026 - 16:49  
Track Rating: Soft 5, Weather: Fine, Rail Position: +4.5m 1000-  
W/Post; +2m Remainder.



Section	Overall	1200m	1000m	800m	600m	400m	200m						
Section Times	1:18.19 [7] (0:09.55)	1:08.64 [3] (0:10.71)	0:57.93 [4] (0:11.09)	0:46.84 [3] (0:11.45)	0:35.39 [5] (0:11.49)	0:23.90 [5] (0:11.69)	0:12.21 [6] (0:12.21)						
Average Speed [km/h]	37.7	67.2	65.1	63.4	63.2	61.7	59.0						
Top Speed [km/h]	64.7	68.2	66.9	65.9	66.0	62.7	61.1						
Avg. Dist. to Rail [m]	10.7	1.6	1.3	2.0	1.6	1.8	4.2						
Avg. Stride Freq. [Hz]	2.3	2.7	2.5	2.4	2.4	2.4	2.4						
Avg. Stride Length [m]	4.5	7.0	7.2	7.3	7.2	7.0	6.8						





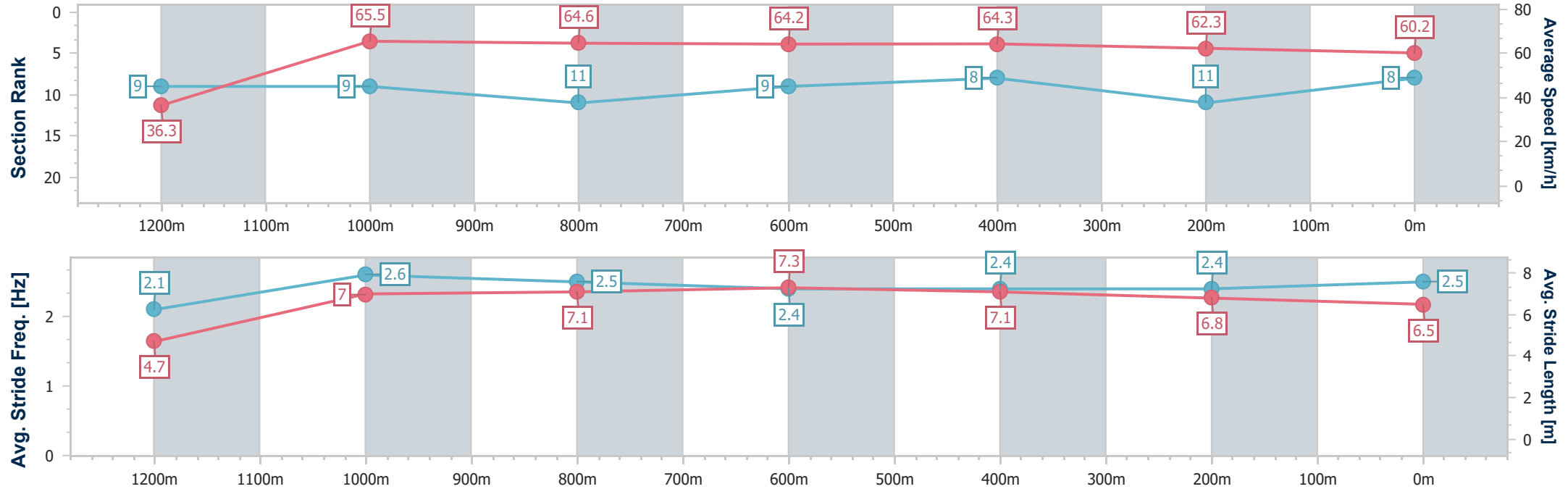
Horse/Jockey Name	Look At Rosa
Final Rank	8
Fastest Section Time (Section)	0:09.91 (Overall)
Top Speed [km/h] (Section)	67.7 (1200m)
Race State	Finished



TownsvilleProfessional  
Race 9: LEPRECHAUNS KIDS PLAYROOM @ BROTHERS  
BENCHMARK 55 Handicap - 1300m  
24 January 2026 - 16:49  
Track Rating: Soft 5, Weather: Fine, Rail Position: +4.5m 1000-  
W/Post; +2m Remainder.



Section	Overall	1200m	1000m	800m	600m	400m	200m						
Section Times	1:18.20 [8] (0:09.91)	1:08.29 [9] (0:11.00)	0:57.29 [9] (0:11.27)	0:46.02 [11] (0:11.24)	0:34.78 [9] (0:11.21)	0:23.57 [8] (0:11.61)	0:11.96 [11] (0:11.96)						
Average Speed [km/h]	36.3	65.5	64.6	64.2	64.3	62.3	60.2						
Top Speed [km/h]	63.9	67.7	67.4	65.0	65.3	63.1	62.3						
Avg. Dist. to Rail [m]	14.9	3.4	1.7	0.7	0.4	4.6	8.2						
Avg. Stride Freq. [Hz]	2.1	2.6	2.5	2.4	2.4	2.4	2.5						
Avg. Stride Length [m]	4.7	7.0	7.1	7.3	7.1	6.8	6.5						







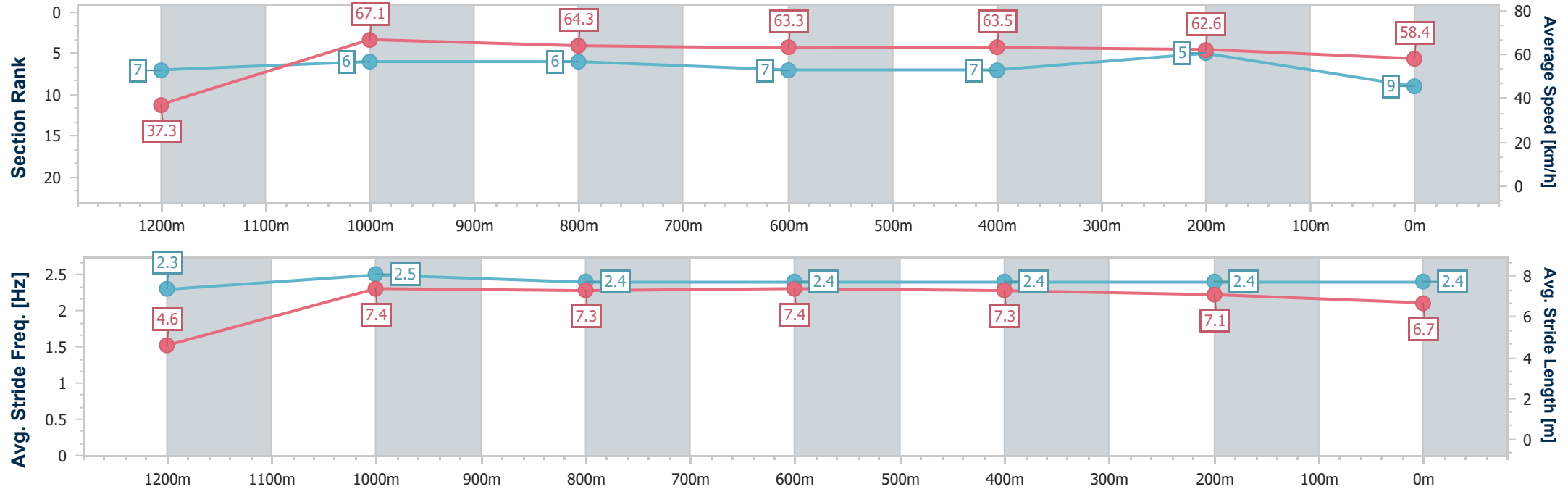
Horse/Jockey Name	Big Demeanor
Final Rank	9
Fastest Section Time (Section)	0:09.67 (Overall)
Top Speed [km/h] (Section)	68.4 (1200m)
Race State	Finished



TownsvilleProfessional  
Race 9: LEPRECHAUNS KIDS PLAYROOM @ BROTHERS  
BENCHMARK 55 Handicap - 1300m  
24 January 2026 - 16:49  
Track Rating: Soft 5, Weather: Fine, Rail Position: +4.5m 1000-  
W/Post; +2m Remainder.



Section	Overall	1200m	1000m	800m	600m	400m	200m						
Section Times	1:18.23 [9] (0:09.67)	1:08.56 [7] (0:10.72)	0:57.84 [6] (0:11.19)	0:46.65 [6] (0:11.42)	0:35.23 [7] (0:11.38)	0:23.85 [7] (0:11.52)	0:12.33 [5] (0:12.33)						
Average Speed [km/h]	37.3	67.1	64.3	63.3	63.5	62.6	58.4						
Top Speed [km/h]	64.7	68.4	66.6	64.3	64.8	63.0	61.4						
Avg. Dist. to Rail [m]	5.9	1.0	1.2	0.8	1.1	1.5	2.9						
Avg. Stride Freq. [Hz]	2.3	2.5	2.4	2.4	2.4	2.4	2.4						
Avg. Stride Length [m]	4.6	7.4	7.3	7.4	7.3	7.1	6.7						





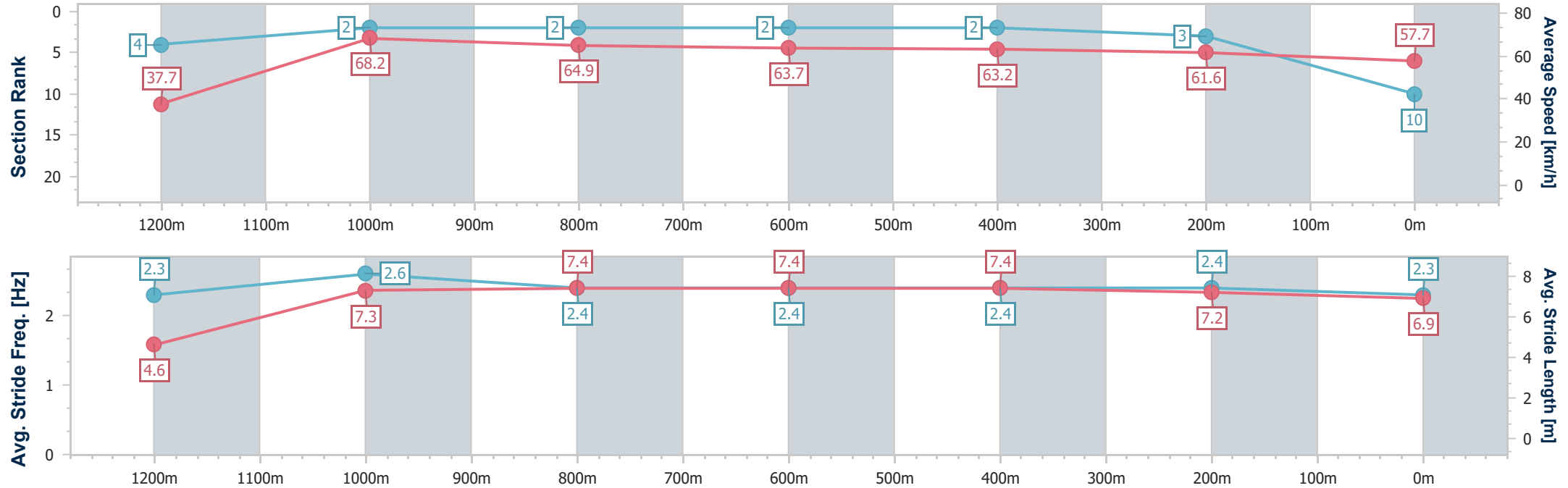
Horse/Jockey Name	Tosinsky
Final Rank	10
Fastest Section Time (Section)	0:09.56 (Overall)
Top Speed [km/h] (Section)	69.8 (1200m)
Race State	Finished



TownsvilleProfessional  
Race 9: LEPRECHAUNS KIDS PLAYROOM @ BROTHERS  
BENCHMARK 55 Handicap - 1300m  
24 January 2026 - 16:49  
Track Rating: Soft 5, Weather: Fine, Rail Position: +4.5m 1000-  
W/Post; +2m Remainder.



Section	Overall	1200m	1000m	800m	600m	400m	200m						
Section Times	1:18.24 [10] (0:09.56)	1:08.68 [4] (0:10.56)	0:58.12 [2] (0:11.11)	0:47.01 [2] (0:11.41)	0:35.60 [2] (0:11.40)	0:24.20 [2] (0:11.75)	0:12.45 [3] (0:12.45)						
Average Speed [km/h]	37.7	68.2	64.9	63.7	63.2	61.6	57.7						
Top Speed [km/h]	66.5	69.8	66.1	64.3	64.8	62.8	61.1						
Avg. Dist. to Rail [m]	11.8	2.2	1.3	1.5	0.7	2.4	5.0						
Avg. Stride Freq. [Hz]	2.3	2.6	2.4	2.4	2.4	2.4	2.3						
Avg. Stride Length [m]	4.6	7.3	7.4	7.4	7.4	7.2	6.9						





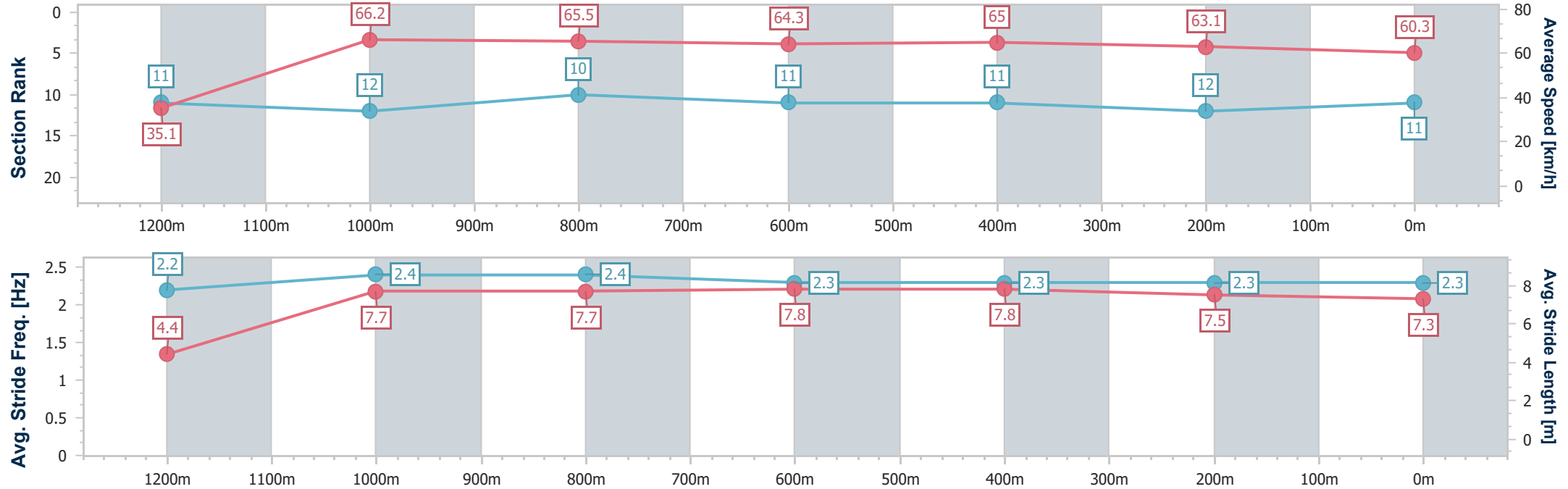
Horse/Jockey Name	Zouhope
Final Rank	11
Fastest Section Time (Section)	0:10.25 (Overall)
Top Speed [km/h] (Section)	67.4 (1000m)
Race State	Finished



TownsvilleProfessional  
Race 9: LEPRECHAUNS KIDS PLAYROOM @ BROTHERS  
BENCHMARK 55 Handicap - 1300m  
24 January 2026 - 16:49  
Track Rating: Soft 5, Weather: Fine, Rail Position: +4.5m 1000-  
W/Post; +2m Remainder.



Section	Overall	1200m	1000m	800m	600m	400m	200m						
Section Times	1:18.26 [11] (0:10.25)	1:08.01 [11] (0:10.86)	0:57.15 [12] (0:11.03)	0:46.12 [10] (0:11.37)	0:34.75 [11] (0:11.29)	0:23.46 [11] (0:11.52)	0:11.94 [12] (0:11.94)						
Average Speed [km/h]	35.1	66.2	65.5	64.3	65.0	63.1	60.3						
Top Speed [km/h]	65.6	67.3	67.4	65.1	65.8	64.1	62.2						
Avg. Dist. to Rail [m]	8.1	1.0	1.8	3.7	3.9	4.7	6.6						
Avg. Stride Freq. [Hz]	2.2	2.4	2.4	2.3	2.3	2.3	2.3						
Avg. Stride Length [m]	4.4	7.7	7.7	7.8	7.8	7.5	7.3						





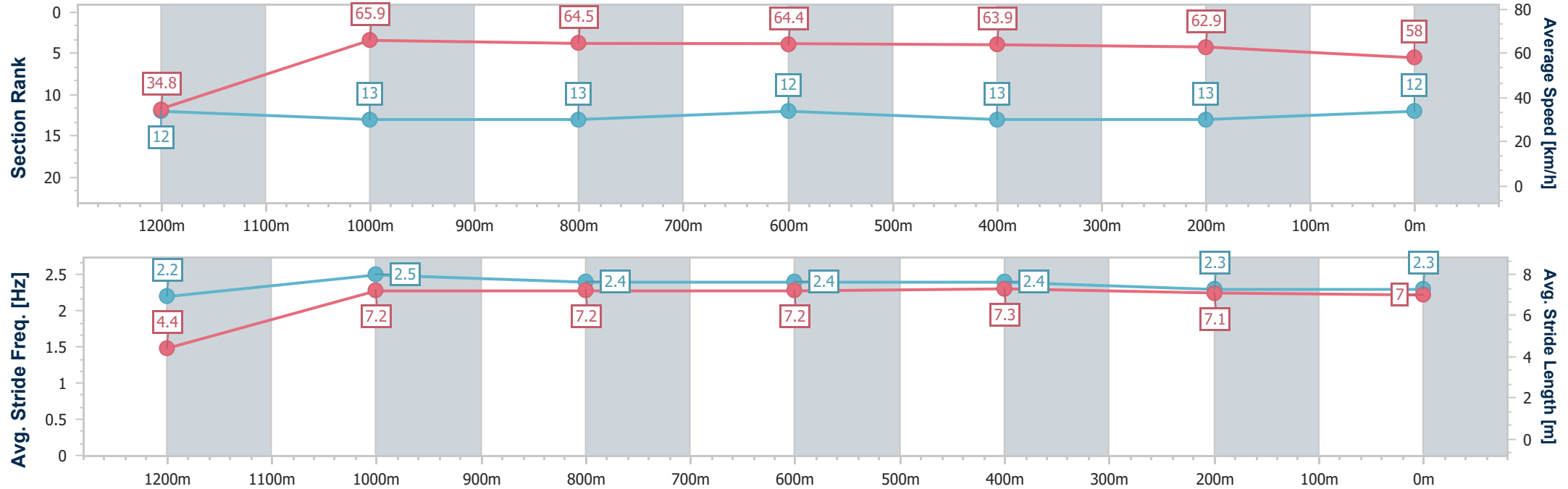
Horse/Jockey Name	Napa Valley
Final Rank	12
Fastest Section Time (Section)	0:10.35 (Overall)
Top Speed [km/h] (Section)	67.3 (1200m)
Race State	Finished



TownsvilleProfessional  
Race 9: LEPRECHAUNS KIDS PLAYROOM @ BROTHERS  
BENCHMARK 55 Handicap - 1300m  
24 January 2026 - 16:49  
Track Rating: Soft 5, Weather: Fine, Rail Position: +4.5m 1000-  
W/Post; +2m Remainder.



Section	Overall	1200m	1000m	800m	600m	400m	200m						
Section Times	1:19.10 [12] (0:10.35)	1:08.75 [12] (0:10.93)	0:57.82 [13] (0:11.15)	0:46.67 [13] (0:11.14)	0:35.53 [12] (0:11.50)	0:24.03 [13] (0:11.63)	0:12.40 [13] (0:12.40)						
Average Speed [km/h]	34.8	65.9	64.5	64.4	63.9	62.9	58.0						
Top Speed [km/h]	63.6	67.3	65.9	66.0	64.9	64.3	61.1						
Avg. Dist. to Rail [m]	12.2	1.6	0.7	0.4	4.3	8.5	4.4						
Avg. Stride Freq. [Hz]	2.2	2.5	2.4	2.4	2.4	2.3	2.3						
Avg. Stride Length [m]	4.4	7.2	7.2	7.2	7.3	7.1	7.0						



- [ ] Ranking at each section and finish
- .-.- No data available at this section
- NA No data available



Horse/Jockey Name	Mishani Perfection
Final Rank	13
Fastest Section Time (Section)	0:09.58 (Overall)
Top Speed [km/h] (Section)	68.6 (1200m)
Race State	Finished



TownsvilleProfessional  
Race 9: LEPRECHAUNS KIDS PLAYROOM @ BROTHERS  
BENCHMARK 55 Handicap - 1300m  
24 January 2026 - 16:49  
Track Rating: Soft 5, Weather: Fine, Rail Position: +4.5m 1000-  
W/Post; +2m Remainder.



Section	Overall	1200m	1000m	800m	600m	400m	200m						
Section Times	1:19.21 [13] (0:09.58)	1:09.63 [5] (0:10.72)	0:58.91 [5] (0:11.06)	0:47.85 [4] (0:11.30)	0:36.55 [3] (0:11.53)	0:25.02 [4] (0:11.94)	0:13.08 [10] (0:13.08)						
Average Speed [km/h]	37.5	67.3	65.5	64.2	63.2	60.7	55.1						
Top Speed [km/h]	64.5	68.6	66.6	64.6	64.5	61.5	59.3						
Avg. Dist. to Rail [m]	12.8	3.5	1.4	1.9	2.3	4.1	5.4						
Avg. Stride Freq. [Hz]	2.3	2.5	2.4	2.4	2.4	2.3	2.3						
Avg. Stride Length [m]	4.6	7.1	7.0	7.1	7.1	6.9	6.6						

