



GattonProfessional

Race 1: BARRIER REEF POOLS Maiden Plate - 1600m

25 January 2026 - 13:00



LOCKYER VALLEY
TURF CLUB

Track Rating: Good 4, Weather: Fine, Rail Position: Out 1m 900-450; True Remainder.

Section					Overall	1400m	1200m	1000m	800m	600m	400m	Last 600m		
Field Times					1:36.81 (0:13.53)	1:23.28 (0:10.82)	1:12.46 (0:11.59)	1:00.87 (0:12.26)	0:48.61 (0:11.87)	0:36.74 (0:12.30)	0:24.44 (0:12.26)	0:36.74		
Rank	TAB	Horse/Jockey	Barrier	Top Speed [km/h]	Fastest Section									Distance Travelled [m]
1	12	SARAH'S SONNETS	6	66.2	0:11.04	1:36.81 [1]	1:22.89 [6]	1:11.85 [6]	1:00.28 [6]	0:48.05 [6]	0:36.19 [6]	0:24.11 [3]	0:36.19	
		Fred Larson		1400m	1400m	(0:13.92)	(0:11.04)	(0:11.57)	(0:12.23)	(0:11.86)	(0:12.08)	(0:11.93)		
2	13	SUMMER READY	4	67.5	0:10.82	1:37.22 [2]	1:23.69 [1]	1:12.87 [1]	1:01.28 [1]	0:49.02 [1]	0:37.15 [1]	0:24.85 [1]	0:37.15	-3
		Damien Boche		1400m	1400m	(0:13.53)	(0:10.82)	(0:11.59)	(0:12.26)	(0:11.87)	(0:12.30)	(0:12.26)		
3	7	UP THE CREEK	3	66.6	0:10.95	1:37.43 [3]	1:23.34 [7]	1:12.39 [7]	1:00.64 [8]	0:48.45 [8]	0:36.69 [8]	0:24.61 [5]	0:36.69	-5
		Michael Murphy		1400m	1400m	(0:14.09)	(0:10.95)	(0:11.75)	(0:12.19)	(0:11.76)	(0:12.08)	(0:12.05)		
4	9	HOLLER DASH	5	66.9	0:10.97	1:37.71 [4]	1:24.00 [3]	1:13.03 [4]	1:01.43 [4]	0:49.19 [4]	0:37.27 [4]	0:24.92 [4]	0:37.27	-1
		Jason Taylor		1400m	1400m	(0:13.71)	(0:10.97)	(0:11.60)	(0:12.24)	(0:11.92)	(0:12.35)	(0:12.37)		
5	1	IN AND AWAY	1	68.2	0:10.99	1:38.37 [5]	1:24.45 [5]	1:13.46 [5]	1:01.85 [5]	0:49.58 [7]	0:37.68 [7]	0:25.32 [7]	0:37.68	-1
		Les Tilley		1400m	1400m	(0:13.92)	(0:10.99)	(0:11.61)	(0:12.27)	(0:11.90)	(0:12.36)	(0:12.37)		
6	6	ROYAL EDITION	10	68.6	0:10.66	1:38.57 [6]	1:24.81 [4]	1:14.15 [2]	1:02.46 [2]	0:50.29 [2]	0:38.42 [2]	0:26.07 [2]	0:38.42	+2
		Kyle Wilson-Taylor		1400m	1400m	(0:13.76)	(0:10.66)	(0:11.69)	(0:12.17)	(0:11.87)	(0:12.35)	(0:12.64)		
7	2	JAMCART	8	67.1	0:10.86	1:38.81 [7]	1:24.47 [8]	1:13.61 [8]	1:02.22 [7]	0:50.15 [5]	0:38.26 [5]	0:25.59 [8]	0:38.26	+10
		Harrison Shaw		1400m	1400m	(0:14.34)	(0:10.86)	(0:11.39)	(0:12.07)	(0:11.89)	(0:12.67)	(0:12.72)		
8	3	LOVE AIN'T FREE	9	68.1	0:10.87	1:39.41 [8]	1:25.71 [2]	1:14.84 [3]	1:03.20 [3]	0:50.92 [3]	0:39.07 [3]	0:26.48 [6]	0:39.07	+7
		Micheal Hellyer		1400m	1400m	(0:13.70)	(0:10.87)	(0:11.64)	(0:12.28)	(0:11.85)	(0:12.59)	(0:12.98)		
9	10	I'M SO ELEGANT	7	67.2	0:10.82	1:39.72 [9]	1:25.21 [9]	1:14.39 [9]	1:02.66 [9]	0:50.42 [9]	0:38.56 [9]	0:26.00 [9]	0:38.56	+5
		Gary Geran		1400m	1400m	(0:14.51)	(0:10.82)	(0:11.73)	(0:12.24)	(0:11.86)	(0:12.56)	(0:12.83)		

Scratched: Prince Of Synergy (#5), Exodini (#8), Powerful Warrior (#4), Icey (#11)



GattonProfessional

Race 1: BARRIER REEF POOLS Maiden Plate - 1600m

25 January 2026 - 13:00



LOCKYER VALLEY
TURF CLUB

Track Rating: Good 4, Weather: Fine, Rail Position: Out 1m 900-450; True Remainder.

Section Field Times				200m 0:12.18 (0:12.18)				Last 600m 0:36.74	
Rank	TAB	Horse/Jockey	Barrier	Top Speed [km/h]	Fastest Section	Margin		Distance Travelled [m]	
1	12	SARAH'S SONNETS	6	66.2	0:11.04	0:12.18 [2]	1:36.81	0:36.19	
		Fred Larson		1400m	1400m	(0:12.18)			
2	13	SUMMER READY	4	67.5	0:10.82	0:12.59 [1]	2.44L	0:37.15	-3
		Damien Boche		1400m	1400m	(0:12.59)			
3	7	UP THE CREEK	3	66.6	0:10.95	0:12.56 [3]	3.66L	0:36.69	-5
		Michael Murphy		1400m	1400m	(0:12.56)			
4	9	HOLLER DASH	5	66.9	0:10.97	0:12.55 [5]	5.34L	0:37.27	-1
		Jason Taylor		1400m	1400m	(0:12.55)			
5	1	IN AND AWAY	1	68.2	0:10.99	0:12.95 [6]	9.18L	0:37.68	-1
		Les Tilley		1400m	1400m	(0:12.95)			
6	6	ROYAL EDITION	10	68.6	0:10.66	0:13.43 [4]	10.38L	0:38.42	+2
		Kyle Wilson-Taylor		1400m	1400m	(0:13.43)			
7	2	JAMCART	8	67.1	0:10.86	0:12.87 [8]	11.82L	0:38.26	+10
		Harrison Shaw		1400m	1400m	(0:12.87)			
8	3	LOVE AIN'T FREE	9	68.1	0:10.87	0:13.50 [7]	15.34L	0:39.07	+7
		Micheal Hellyer		1400m	1400m	(0:13.50)			
9	10	I'M SO ELEGANT	7	67.2	0:10.82	0:13.17 [9]	17.17L	0:38.56	+5
		Gary Geran		1400m	1400m	(0:13.17)			

Scratched: Prince Of Synergy (#5), Exodini (#8), Powerful Warrior (#4), Icey (#11)



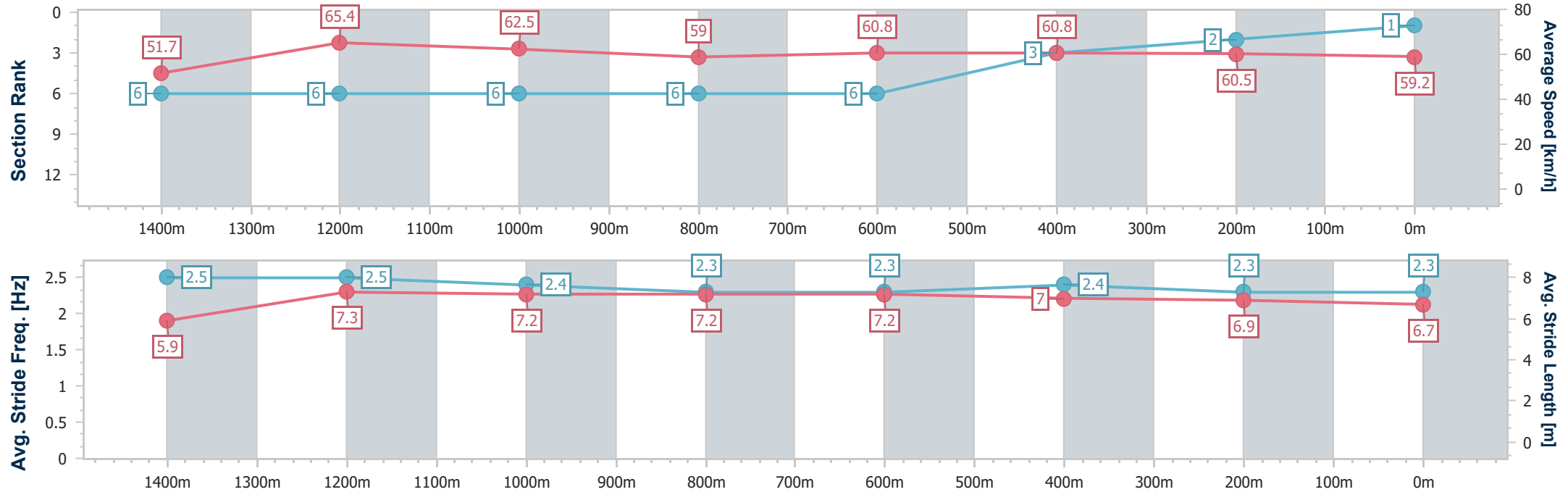
Horse/Jockey Name	Sarah's Sonnets
Final Rank	1
Fastest Section Time (Section)	0:11.04 (1400m)
Top Speed [km/h] (Section)	66.2 (1400m)
Race State	Finished



GattonProfessional
Race 1: BARRIER REEF POOLS Maiden Plate - 1600m
25 January 2026 - 13:00
Track Rating: Good 4, Weather: Fine, Rail Position: Out 1m 900-450; True Remainder.



Section	Overall	1400m	1200m	1000m	800m	600m	400m	200m					
Section Times	1:36.81 [1] (0:13.92)	1:22.89 [6] (0:11.04)	1:11.85 [6] (0:11.57)	1:00.28 [6] (0:12.23)	0:48.05 [6] (0:11.86)	0:36.19 [6] (0:12.08)	0:24.11 [3] (0:11.93)	0:12.18 [2] (0:12.18)					
Average Speed [km/h]	51.7	65.4	62.5	59.0	60.8	60.8	60.5	59.2					
Top Speed [km/h]	65.6	66.2	65.6	61.1	62.1	61.9	61.5	60.9					
Avg. Dist. to Rail [m]	4.3	2.3	1.4	0.4	1.0	2.8	3.2	4.1					
Avg. Stride Freq. [Hz]	2.5	2.5	2.4	2.3	2.3	2.4	2.3	2.3					
Avg. Stride Length [m]	5.9	7.3	7.2	7.2	7.2	7.0	6.9	6.7					





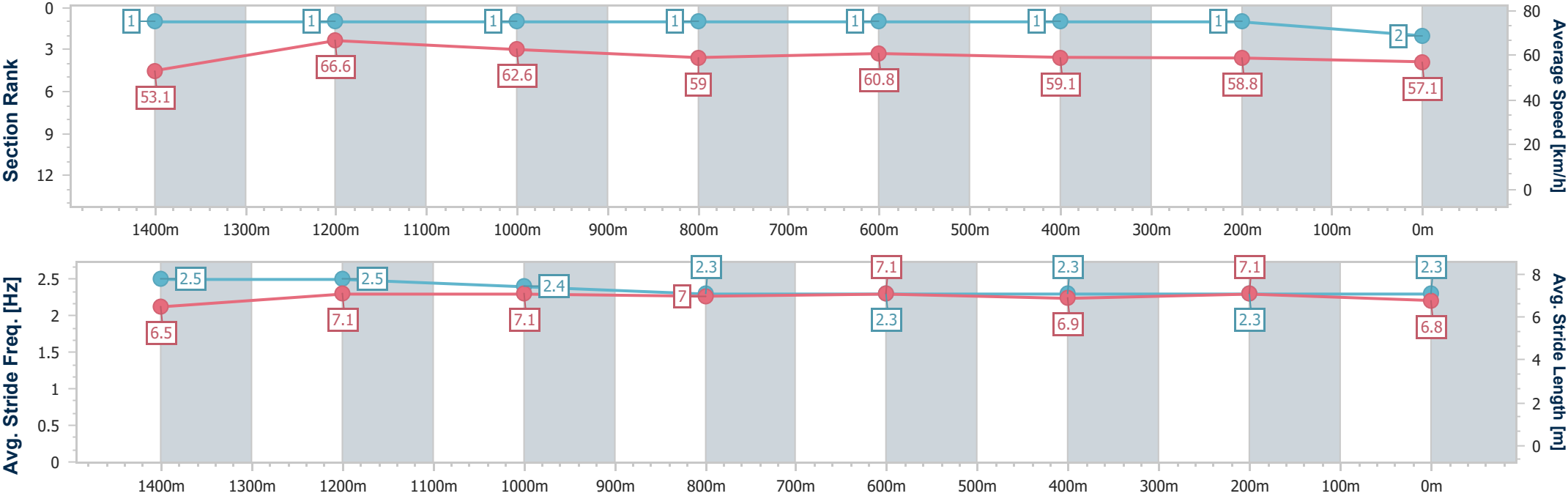
Horse/Jockey Name	Summer Ready
Final Rank	2
Fastest Section Time (Section)	0:10.82 (1400m)
Top Speed [km/h] (Section)	67.5 (1400m)
Race State	Finished



GattonProfessional
Race 1: BARRIER REEF POOLS Maiden Plate - 1600m
25 January 2026 - 13:00
Track Rating: Good 4, Weather: Fine, Rail Position: Out 1m 900-450; True Remainder.



Section	Overall	1400m	1200m	1000m	800m	600m	400m	200m					
Section Times	1:37.22 [2] (0:13.53)	1:23.69 [1] (0:10.82)	1:12.87 [1] (0:11.59)	1:01.28 [1] (0:12.26)	0:49.02 [1] (0:11.87)	0:37.15 [1] (0:12.30)	0:24.85 [1] (0:12.26)	0:12.59 [1] (0:12.59)					
Average Speed [km/h]	53.1	66.6	62.6	59.0	60.8	59.1	58.8	57.1					
Top Speed [km/h]	67.3	67.5	65.8	60.4	61.9	61.5	59.8	58.4					
Avg. Dist. to Rail [m]	3.4	2.2	1.1	1.1	1.1	1.5	1.5	2.2					
Avg. Stride Freq. [Hz]	2.5	2.5	2.4	2.3	2.3	2.3	2.3	2.3					
Avg. Stride Length [m]	6.5	7.1	7.1	7.0	7.1	6.9	7.1	6.8					





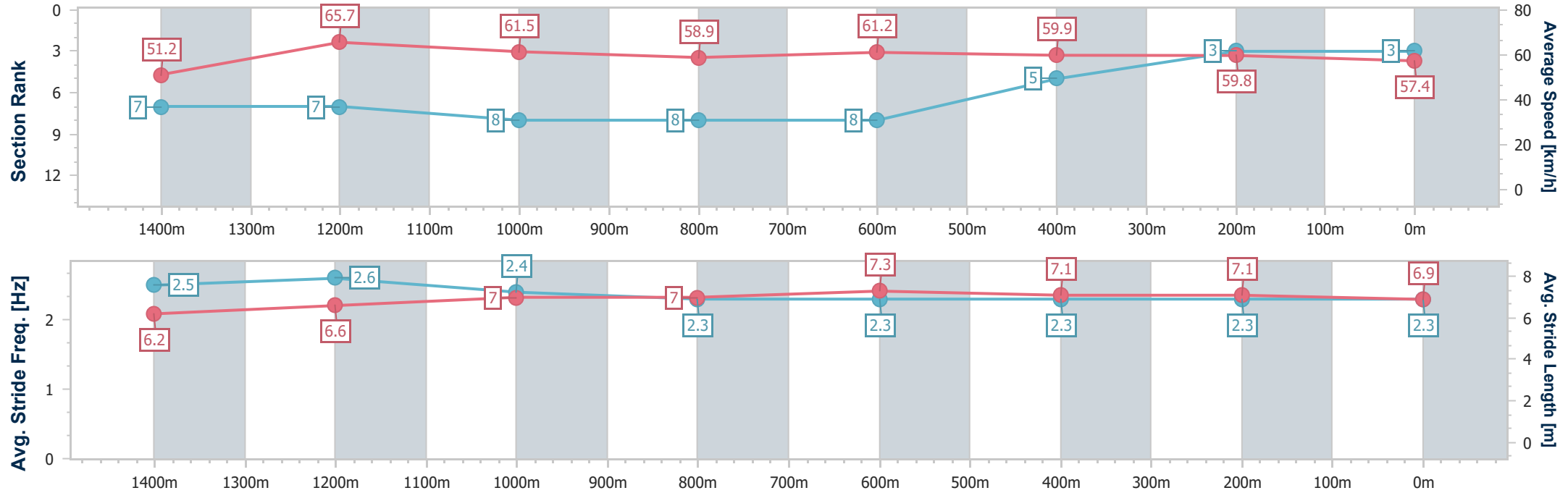
Horse/Jockey Name	Up The Creek
Final Rank	3
Fastest Section Time (Section)	0:10.95 (1400m)
Top Speed [km/h] (Section)	66.6 (1400m)
Race State	Finished



GattonProfessional
Race 1: BARRIER REEF POOLS Maiden Plate - 1600m
25 January 2026 - 13:00
Track Rating: Good 4, Weather: Fine, Rail Position: Out 1m 900-450; True Remainder.



Section	Overall	1400m	1200m	1000m	800m	600m	400m	200m					
Section Times	1:37.43 [3] (0:14.09)	1:23.34 [7] (0:10.95)	1:12.39 [7] (0:11.75)	1:00.64 [8] (0:12.19)	0:48.45 [8] (0:11.76)	0:36.69 [8] (0:12.08)	0:24.61 [5] (0:12.05)	0:12.56 [3] (0:12.56)					
Average Speed [km/h]	51.2	65.7	61.5	58.9	61.2	59.9	59.8	57.4					
Top Speed [km/h]	64.8	66.6	64.3	61.0	62.2	60.6	61.7	59.3					
Avg. Dist. to Rail [m]	2.8	1.7	1.1	0.6	0.2	0.7	1.5	3.6					
Avg. Stride Freq. [Hz]	2.5	2.6	2.4	2.3	2.3	2.3	2.3	2.3					
Avg. Stride Length [m]	6.2	6.6	7.0	7.0	7.3	7.1	7.1	6.9					





Horse/Jockey Name	Holler Dash
Final Rank	4
Fastest Section Time (Section)	0:10.97 (1400m)
Top Speed [km/h] (Section)	66.9 (1400m)
Race State	Finished

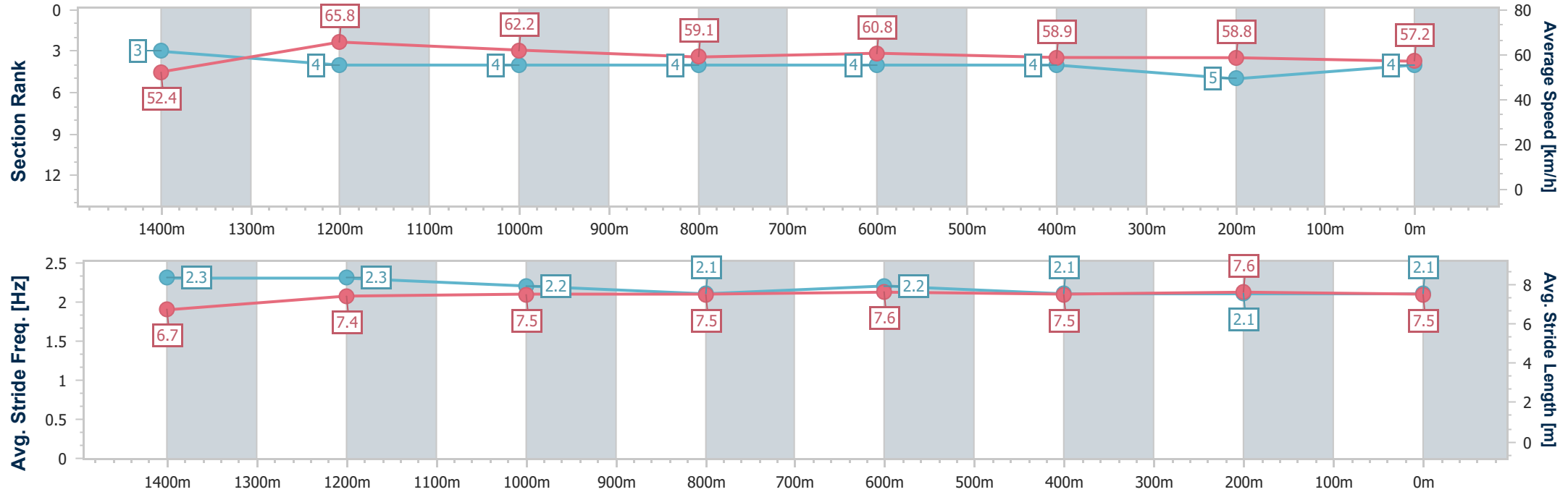


GattonProfessional
Race 1: BARRIER REEF POOLS Maiden Plate - 1600m

25 January 2026 - 13:00
Track Rating: Good 4, Weather: Fine, Rail Position: Out 1m 900-450; True Remainder.



Section	Overall	1400m	1200m	1000m	800m	600m	400m	200m					
Section Times	1:37.71 [4] (0:13.71)	1:24.00 [3] (0:10.97)	1:13.03 [4] (0:11.60)	1:01.43 [4] (0:12.24)	0:49.19 [4] (0:11.92)	0:37.27 [4] (0:12.35)	0:24.92 [4] (0:12.37)	0:12.55 [5] (0:12.55)					
Average Speed [km/h]	52.4	65.8	62.2	59.1	60.8	58.9	58.8	57.2					
Top Speed [km/h]	65.1	66.9	64.6	61.2	61.4	61.5	59.4	58.3					
Avg. Dist. to Rail [m]	3.5	1.4	0.3	1.4	2.0	2.0	3.2	4.4					
Avg. Stride Freq. [Hz]	2.3	2.3	2.2	2.1	2.2	2.1	2.1	2.1					
Avg. Stride Length [m]	6.7	7.4	7.5	7.5	7.6	7.5	7.6	7.5					



- [] Ranking at each section and finish
- .-.- No data available at this section
- NA No data available



Horse/Jockey Name	In And Away
Final Rank	5
Fastest Section Time (Section)	0:10.99 (1400m)
Top Speed [km/h] (Section)	68.2 (1400m)
Race State	Finished



GattonProfessional

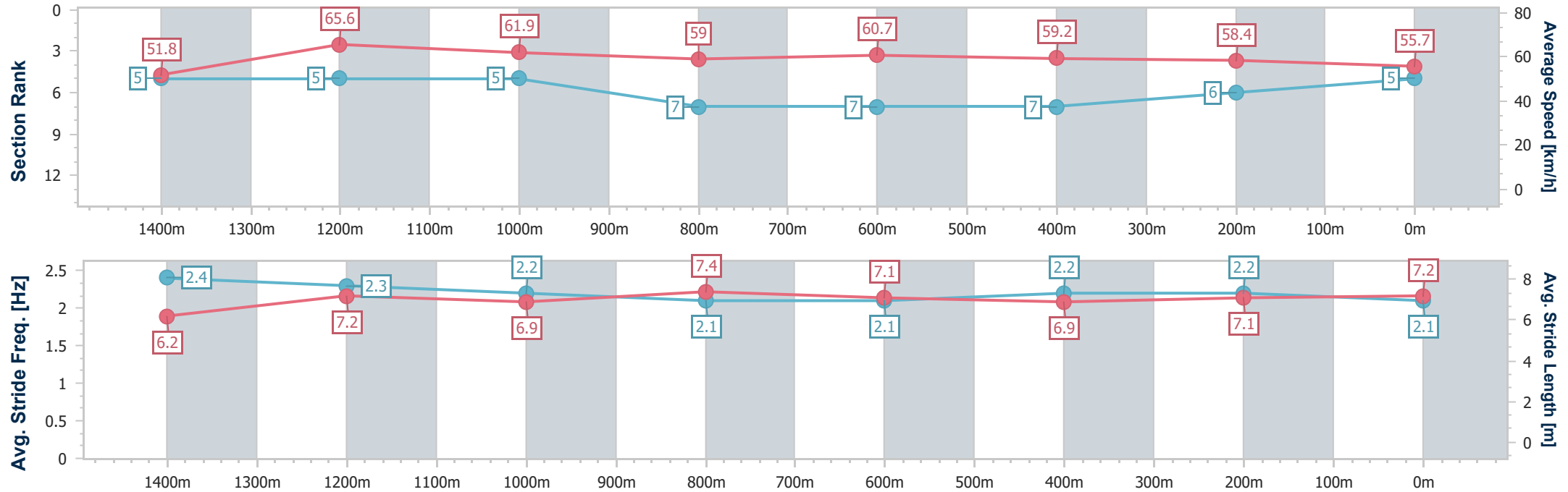
Race 1: BARRIER REEF POOLS Maiden Plate - 1600m

25 January 2026 - 13:00

Track Rating: Good 4, Weather: Fine, Rail Position: Out 1m 900-450; True Remainder.



Section	Overall	1400m	1200m	1000m	800m	600m	400m	200m					
Section Times	1:38.37 [5] (0:13.92)	1:24.45 [5] (0:10.99)	1:13.46 [5] (0:11.61)	1:01.85 [5] (0:12.27)	0:49.58 [7] (0:11.90)	0:37.68 [7] (0:12.36)	0:25.32 [7] (0:12.37)	0:12.95 [6] (0:12.95)					
Average Speed [km/h]	51.8	65.6	61.9	59.0	60.7	59.2	58.4	55.7					
Top Speed [km/h]	67.2	68.2	64.5	61.2	62.0	61.3	59.3	57.5					
Avg. Dist. to Rail [m]	0.9	0.6	0.4	0.9	1.5	2.4	3.3	5.4					
Avg. Stride Freq. [Hz]	2.4	2.3	2.2	2.1	2.1	2.2	2.2	2.1					
Avg. Stride Length [m]	6.2	7.2	6.9	7.4	7.1	6.9	7.1	7.2					





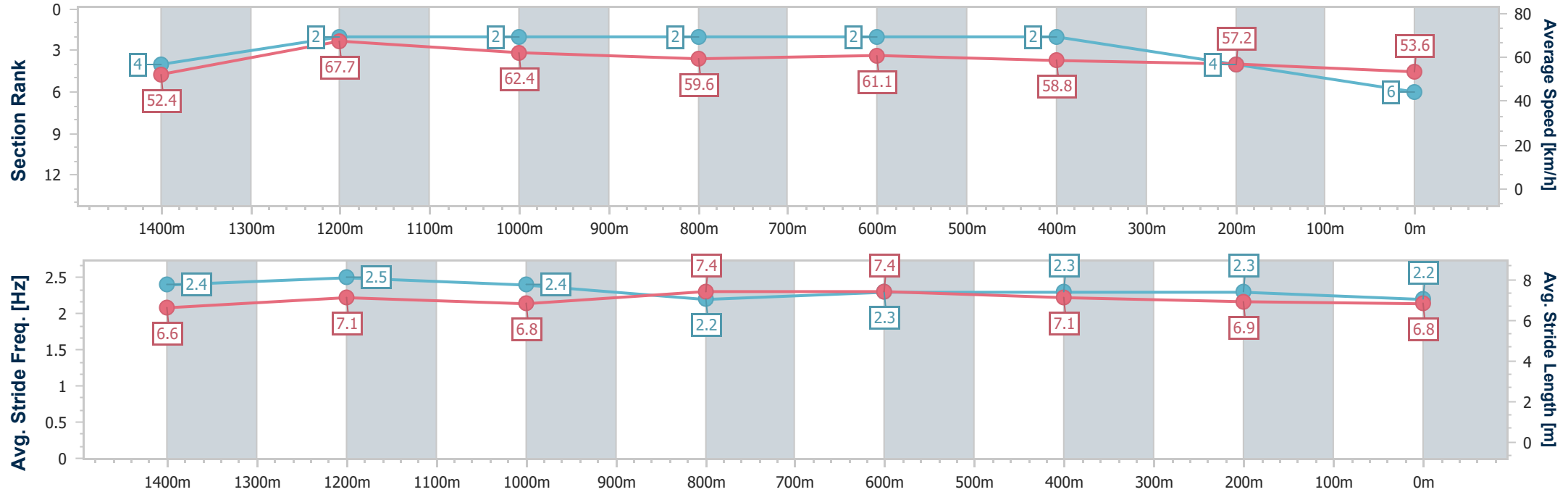
Horse/Jockey Name	Royal Edition
Final Rank	6
Fastest Section Time (Section)	0:10.66 (1400m)
Top Speed [km/h] (Section)	68.6 (1400m)
Race State	Finished



GattonProfessional
Race 1: BARRIER REEF POOLS Maiden Plate - 1600m
25 January 2026 - 13:00
Track Rating: Good 4, Weather: Fine, Rail Position: Out 1m 900-450; True Remainder.



Section	Overall	1400m	1200m	1000m	800m	600m	400m	200m					
Section Times	1:38.57 [6] (0:13.76)	1:24.81 [4] (0:10.66)	1:14.15 [2] (0:11.69)	1:02.46 [2] (0:12.17)	0:50.29 [2] (0:11.87)	0:38.42 [2] (0:12.35)	0:26.07 [2] (0:12.64)	0:13.43 [4] (0:13.43)					
Average Speed [km/h]	52.4	67.7	62.4	59.6	61.1	58.8	57.2	53.6					
Top Speed [km/h]	67.9	68.6	66.8	60.7	61.6	60.6	59.3	55.9					
Avg. Dist. to Rail [m]	9.2	4.8	2.8	1.9	1.7	1.8	1.8	2.3					
Avg. Stride Freq. [Hz]	2.4	2.5	2.4	2.2	2.3	2.3	2.3	2.2					
Avg. Stride Length [m]	6.6	7.1	6.8	7.4	7.4	7.1	6.9	6.8					





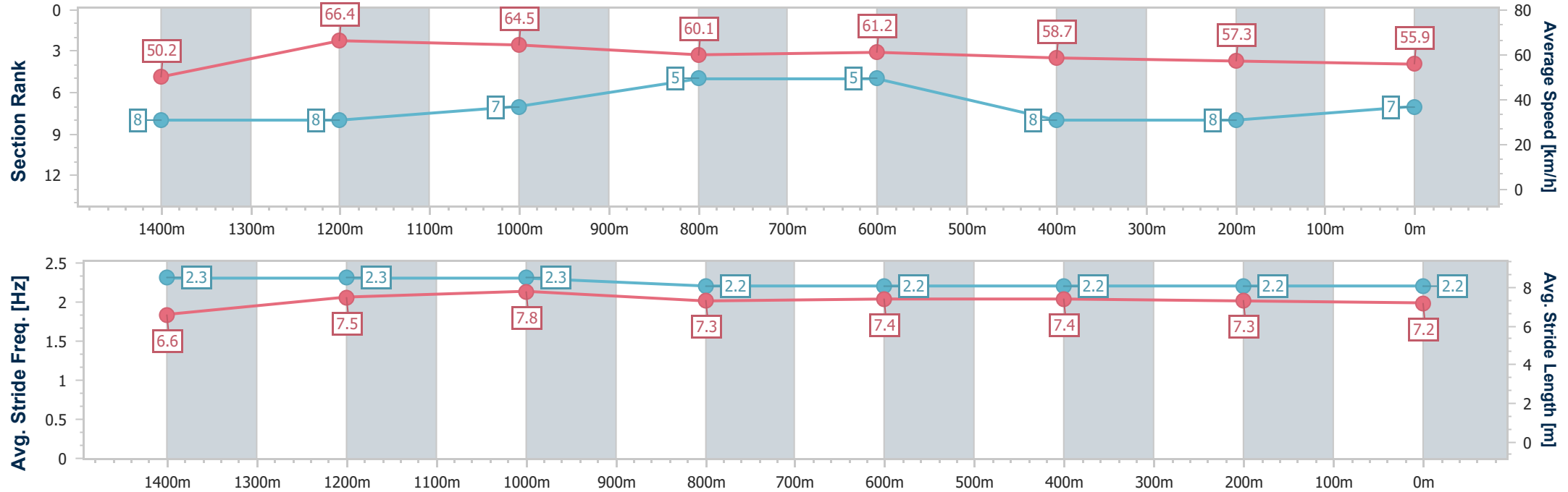
Horse/Jockey Name	Jamcart
Final Rank	7
Fastest Section Time (Section)	0:10.86 (1400m)
Top Speed [km/h] (Section)	67.1 (1400m)
Race State	Finished



GattonProfessional
Race 1: BARRIER REEF POOLS Maiden Plate - 1600m
25 January 2026 - 13:00
Track Rating: Good 4, Weather: Fine, Rail Position: Out 1m 900-450; True Remainder.



Section	Overall	1400m	1200m	1000m	800m	600m	400m	200m					
Section Times	1:38.81 [7] (0:14.34)	1:24.47 [8] (0:10.86)	1:13.61 [8] (0:11.39)	1:02.22 [7] (0:12.07)	0:50.15 [5] (0:11.89)	0:38.26 [5] (0:12.67)	0:25.59 [8] (0:12.72)	0:12.87 [8] (0:12.87)					
Average Speed [km/h]	50.2	66.4	64.5	60.1	61.2	58.7	57.3	55.9					
Top Speed [km/h]	65.5	67.1	66.9	62.9	61.8	60.3	58.0	57.0					
Avg. Dist. to Rail [m]	7.2	4.7	3.0	2.7	3.3	5.2	6.9	8.1					
Avg. Stride Freq. [Hz]	2.3	2.3	2.3	2.2	2.2	2.2	2.2	2.2					
Avg. Stride Length [m]	6.6	7.5	7.8	7.3	7.4	7.4	7.3	7.2					





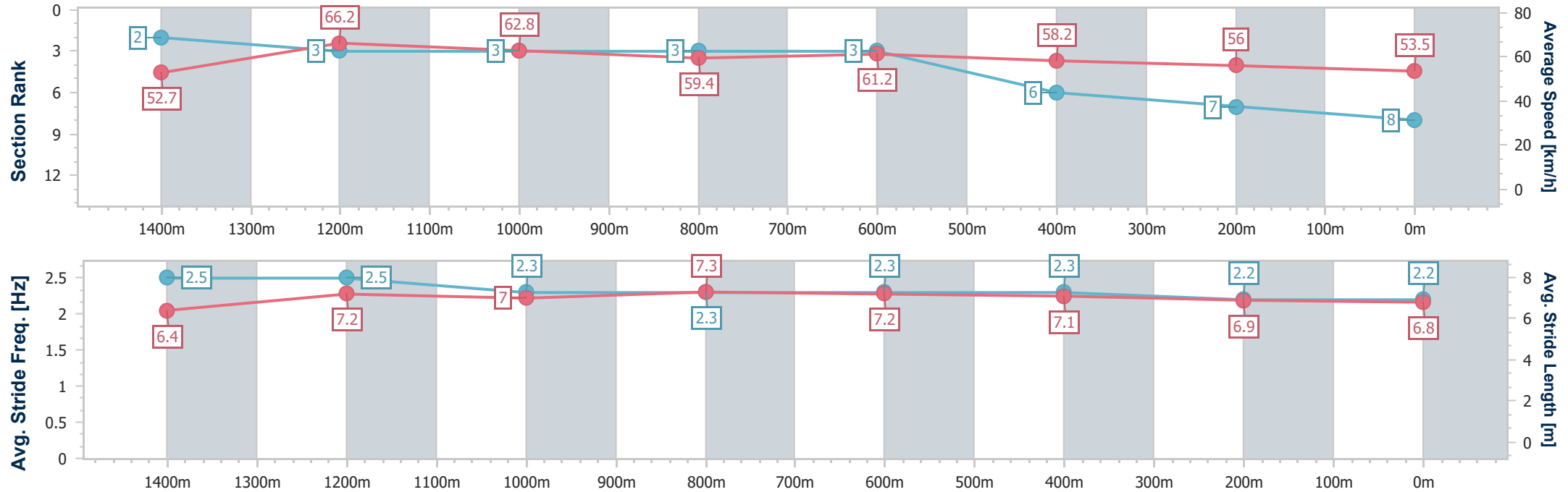
Horse/Jockey Name	Love Ain't Free
Final Rank	8
Fastest Section Time (Section)	0:10.87 (1400m)
Top Speed [km/h] (Section)	68.1 (1400m)
Race State	Finished



GattonProfessional
Race 1: BARRIER REEF POOLS Maiden Plate - 1600m
25 January 2026 - 13:00
Track Rating: Good 4, Weather: Fine, Rail Position: Out 1m 900-450; True Remainder.



Section	Overall	1400m	1200m	1000m	800m	600m	400m	200m					
Section Times	1:39.41 [8] (0:13.70)	1:25.71 [2] (0:10.87)	1:14.84 [3] (0:11.64)	1:03.20 [3] (0:12.28)	0:50.92 [3] (0:11.85)	0:39.07 [3] (0:12.59)	0:26.48 [6] (0:12.98)	0:13.50 [7] (0:13.50)					
Average Speed [km/h]	52.7	66.2	62.8	59.4	61.2	58.2	56.0	53.5					
Top Speed [km/h]	67.3	68.1	65.4	61.3	61.7	60.9	57.0	56.0					
Avg. Dist. to Rail [m]	7.5	3.1	2.6	2.8	3.2	3.5	4.1	6.0					
Avg. Stride Freq. [Hz]	2.5	2.5	2.3	2.3	2.3	2.3	2.2	2.2					
Avg. Stride Length [m]	6.4	7.2	7.0	7.3	7.2	7.1	6.9	6.8					





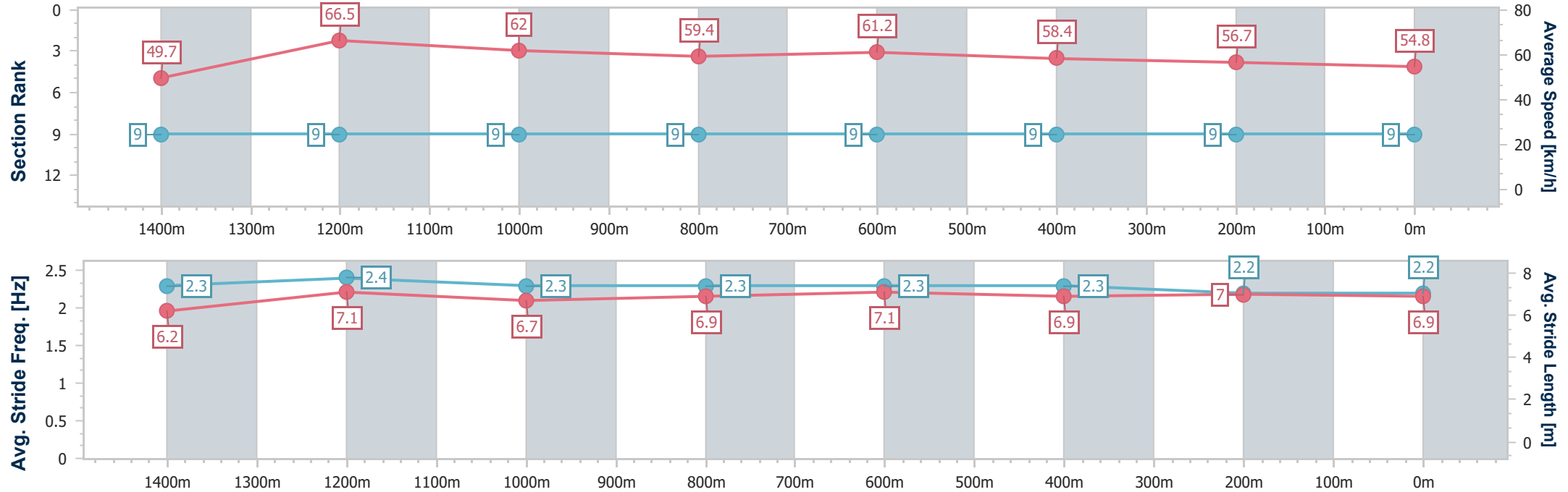
Horse/Jockey Name	I'm So Elegant
Final Rank	9
Fastest Section Time (Section)	0:10.82 (1400m)
Top Speed [km/h] (Section)	67.2 (1400m)
Race State	Finished



GattonProfessional
Race 1: BARRIER REEF POOLS Maiden Plate - 1600m
25 January 2026 - 13:00
Track Rating: Good 4, Weather: Fine, Rail Position: Out 1m 900-450; True Remainder.



Section	Overall	1400m	1200m	1000m	800m	600m	400m	200m					
Section Times	1:39.72 [9] (0:14.51)	1:25.21 [9] (0:10.82)	1:14.39 [9] (0:11.73)	1:02.66 [9] (0:12.24)	0:50.42 [9] (0:11.86)	0:38.56 [9] (0:12.56)	0:26.00 [9] (0:12.83)	0:13.17 [9] (0:13.17)					
Average Speed [km/h]	49.7	66.5	62.0	59.4	61.2	58.4	56.7	54.8					
Top Speed [km/h]	65.6	67.2	65.5	61.9	62.0	61.1	57.5	56.6					
Avg. Dist. to Rail [m]	5.3	1.6	2.2	1.7	2.7	3.8	4.7	5.3					
Avg. Stride Freq. [Hz]	2.3	2.4	2.3	2.3	2.3	2.3	2.2	2.2					
Avg. Stride Length [m]	6.2	7.1	6.7	6.9	7.1	6.9	7.0	6.9					





GattonProfessional

Race 2: NOLANS TRANSPORT Class 1 Handicap - 1600m

25 January 2026 - 13:35



LOCKYER VALLEY
TURF CLUB

Track Rating: Good 4, Weather: Fine, Rail Position: Out 1m 900-450; True Remainder.

Section						Overall	1400m	1200m	1000m	800m	600m	400m	Last 600m		
Field Times						1:36.49 (0:13.63)	1:22.86 (0:11.18)	1:11.68 (0:11.93)	0:59.75 (0:12.31)	0:47.44 (0:12.14)	0:35.30 (0:11.90)	0:23.40 (0:11.54)	0:35.30		
Rank	TAB	Horse/Jockey	Barrier	Top Speed [km/h]	Fastest Section										Distance Travelled [m]
1	7	SPIRIT OF NURAI	3	65.1	0:11.22	1:36.49 [1]	1:22.78 [2]	1:11.56 [3]	0:59.59 [3]	0:47.41 [3]	0:35.29 [2]	0:23.38 [2]	0:35.29		
		Micheal Hellyer		1400m	1400m	(0:13.71)	(0:11.22)	(0:11.97)	(0:12.18)	(0:12.12)	(0:11.91)	(0:11.52)			
2	11	STATE A FACT	7	64.5	0:11.37	1:36.56 [2]	1:22.23 [9]	1:10.82 [9]	0:59.02 [9]	0:46.77 [8]	0:34.77 [8]	0:22.97 [8]	0:34.77 +0		
		Georgina Cartwright		1400m	400m	(0:14.33)	(0:11.41)	(0:11.80)	(0:12.25)	(0:12.00)	(0:11.80)	(0:11.37)			
3	6	SLUGWORTH	2	65.2	0:11.40	1:36.70 [3]	1:22.69 [5]	1:11.29 [6]	0:59.46 [6]	0:47.22 [7]	0:35.01 [7]	0:23.13 [6]	0:35.01 -4		
		Jaden Lloyd		1400m	1400m	(0:14.01)	(0:11.40)	(0:11.83)	(0:12.24)	(0:12.21)	(0:11.88)	(0:11.41)			
4	2	EXPLOSIVE POWER	1	64.9	0:11.23	1:36.85 [4]	1:23.22 [1]	1:11.99 [2]	1:00.11 [1]	0:47.79 [2]	0:35.62 [3]	0:23.76 [1]	0:35.62 -2		
		Karl Zechner		1400m	1400m	(0:13.63)	(0:11.23)	(0:11.88)	(0:12.32)	(0:12.17)	(0:11.86)	(0:11.66)			
5	10	LIFT'N'MEHIGHER	5	64.9	0:11.23	1:37.16 [5]	1:23.35 [4]	1:12.12 [4]	1:00.15 [4]	0:47.82 [4]	0:35.83 [4]	0:24.05 [3]	0:35.83 -3		
		Reece O'Connell		1400m	1400m	(0:13.81)	(0:11.23)	(0:11.97)	(0:12.33)	(0:11.99)	(0:11.78)	(0:11.65)			
6	8	AVERRED	10	65.2	0:11.41	1:37.36 [6]	1:22.96 [10]	1:11.55 [10]	0:59.60 [10]	0:47.38 [10]	0:35.43 [10]	0:23.46 [10]	0:35.43 +1		
		Adam Sewell		1400m	1400m	(0:14.40)	(0:11.41)	(0:11.95)	(0:12.22)	(0:11.95)	(0:11.97)	(0:11.63)			
7	3	SAMURAI WARRIOR	8	65.1	0:11.29	1:37.48 [7]	1:23.45 [6]	1:12.16 [5]	1:00.27 [5]	0:48.07 [5]	0:36.08 [5]	0:24.01 [5]	0:36.08 +4		
		Kyle Wilson-Taylor		1400m	1400m	(0:14.03)	(0:11.29)	(0:11.89)	(0:12.20)	(0:11.99)	(0:12.07)	(0:11.80)			
8	4	MISHANI IMPACT	4	64.1	0:11.44	1:37.80 [8]	1:23.68 [8]	1:12.24 [8]	1:00.28 [8]	0:47.94 [9]	0:36.00 [9]	0:24.01 [9]	0:36.00 +4		
		Olivia Kendal		1400m	1400m	(0:14.12)	(0:11.44)	(0:11.96)	(0:12.34)	(0:11.94)	(0:11.99)	(0:11.82)			
9	14	ZELEZNY	6	66.4	0:11.07	1:38.20 [9]	1:24.46 [3]	1:13.39 [1]	1:01.44 [2]	0:49.15 [1]	0:37.01 [1]	0:24.74 [4]	0:37.01 +4		
		Jason Taylor		1400m	1400m	(0:13.74)	(0:11.07)	(0:11.95)	(0:12.29)	(0:12.14)	(0:12.27)	(0:12.10)			
10	12	ROCK LOBSTER	9	65.8	0:11.35	1:38.45 [10]	1:24.39 [7]	1:13.04 [7]	1:01.17 [7]	0:49.00 [6]	0:36.96 [6]	0:24.87 [7]	0:36.96 +10		
		Dale Smith		1200m	1400m	(0:14.06)	(0:11.35)	(0:11.87)	(0:12.17)	(0:12.04)	(0:12.09)	(0:11.97)			

Scratched: Johnny The Kid (#1), Sammaan City (#9), Blueprint (#13), Lord Danilo (#5)



GattonProfessional

Race 2: NOLANS TRANSPORT Class 1 Handicap - 1600m

25 January 2026 - 13:35



LOCKYER VALLEY
TURF CLUB

Track Rating: Good 4, Weather: Fine, Rail Position: Out 1m 900-450; True Remainder.

Section Field Times				200m 0:11.86 (0:11.86)				Last 600m 0:35.30	
Rank	TAB	Horse/Jockey	Barrier	Top Speed [km/h]	Fastest Section	Margin		Distance Travelled [m]	
1	7	SPIRIT OF NURAI	3	65.1	0:11.22	0:11.86 [1]	1:36.49	0:35.29	
		Micheal Hellyer		1400m	1400m	(0:11.86)			
2	11	STATE A FACT	7	64.5	0:11.37	0:11.60 [4]	0.43L	0:34.77	+0
		Georgina Cartwright		1400m	400m	(0:11.60)			
3	6	SLUGWORTH	2	65.2	0:11.40	0:11.72 [5]	1.24L	0:35.01	-4
		Jaden Lloyd		1400m	1400m	(0:11.72)			
4	2	EXPLOSIVE POWER	1	64.9	0:11.23	0:12.10 [2]	2.09L	0:35.62	-2
		Karl Zechner		1400m	1400m	(0:12.10)			
5	10	LIFT'N'MEHIGHER	5	64.9	0:11.23	0:12.40 [3]	3.96L	0:35.83	-3
		Reece O'Connell		1400m	1400m	(0:12.40)			
6	8	AVERRED	10	65.2	0:11.41	0:11.83 [7]	5.11L	0:35.43	+1
		Adam Sewell		1400m	1400m	(0:11.83)			
7	3	SAMURAI WARRIOR	8	65.1	0:11.29	0:12.21 [6]	5.82L	0:36.08	+4
		Kyle Wilson-Taylor		1400m	1400m	(0:12.21)			
8	4	MISHANI IMPACT	4	64.1	0:11.44	0:12.19 [10]	7.72L	0:36.00	+4
		Olivia Kendal		1400m	1400m	(0:12.19)			
9	14	ZELEZNY	6	66.4	0:11.07	0:12.64 [9]	10.05L	0:37.01	+4
		Jason Taylor		1400m	1400m	(0:12.64)			
10	12	ROCK LOBSTER	9	65.8	0:11.35	0:12.90 [8]	11.56L	0:36.96	+10
		Dale Smith		1200m	1400m	(0:12.90)			

Scratched: Johnny The Kid (#1), Sammaan City (#9), Blueprint (#13), Lord Danilo (#5)

Report Created: Sun 25 January 2026 14:06 GMT+ (Note: Timing is based on position data)

Page 2/12

[] Ranking at each section and finish
-:-:- No data available at this section
NA No data available

SCN Saddle cloth number
DNF Did not finish
DNT Did not track

data processed by  TRIPLESDATA



Horse/Jockey Name	Spirit Of Nurai
Final Rank	1
Fastest Section Time (Section)	0:11.22 (1400m)
Top Speed [km/h] (Section)	65.1 (1400m)
Race State	Finished

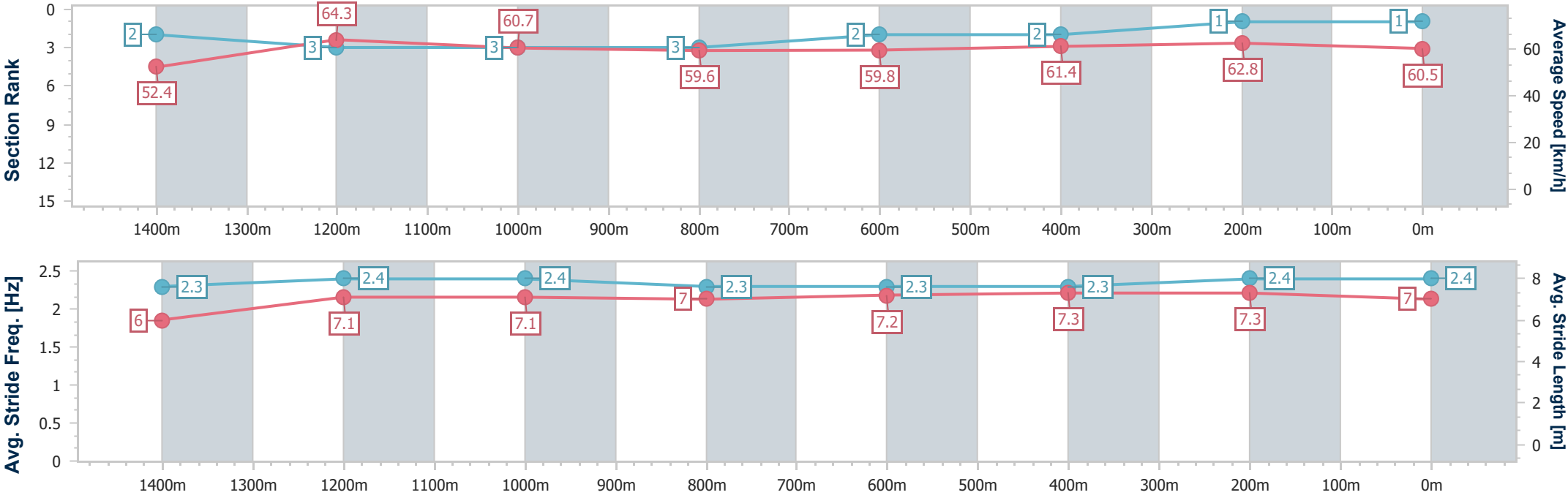


GattonProfessional
Race 2: NOLANS TRANSPORT Class 1 Handicap - 1600m

25 January 2026 - 13:35
Track Rating: Good 4, Weather: Fine, Rail Position: Out 1m 900-450; True Remainder.



Section	Overall	1400m	1200m	1000m	800m	600m	400m	200m					
Section Times	1:36.49 [1] (0:13.71)	1:22.78 [2] (0:11.22)	1:11.56 [3] (0:11.97)	0:59.59 [3] (0:12.18)	0:47.41 [3] (0:12.12)	0:35.29 [2] (0:11.91)	0:23.38 [2] (0:11.52)	0:11.86 [1] (0:11.86)					
Average Speed [km/h]	52.4	64.3	60.7	59.6	59.8	61.4	62.8	60.5					
Top Speed [km/h]	63.2	65.1	63.7	61.3	61.4	62.6	63.6	63.0					
Avg. Dist. to Rail [m]	4.0	1.8	1.9	2.0	3.3	2.7	1.3	2.3					
Avg. Stride Freq. [Hz]	2.3	2.4	2.4	2.3	2.3	2.3	2.4	2.4					
Avg. Stride Length [m]	6.0	7.1	7.1	7.0	7.2	7.3	7.3	7.0					





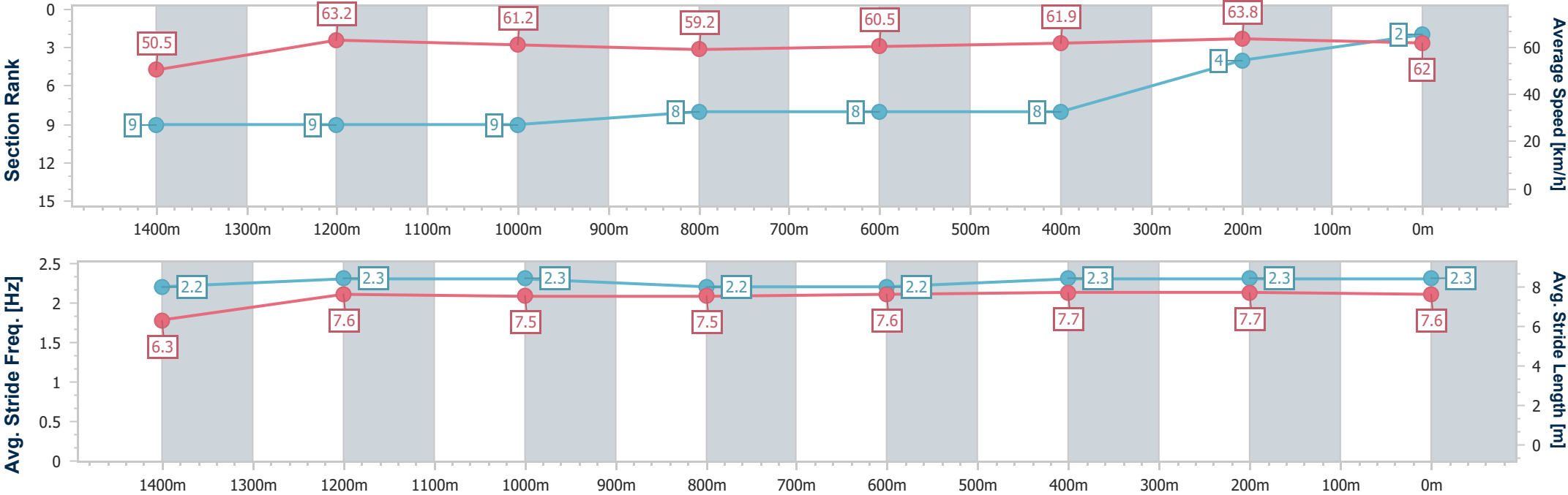
Horse/Jockey Name	State A Fact
Final Rank	2
Fastest Section Time (Section)	0:11.37 (400m)
Top Speed [km/h] (Section)	64.5 (1400m)
Race State	Finished



GattonProfessional
Race 2: NOLANS TRANSPORT Class 1 Handicap - 1600m
25 January 2026 - 13:35
Track Rating: Good 4, Weather: Fine, Rail Position: Out 1m 900-450; True Remainder.



Section	Overall	1400m	1200m	1000m	800m	600m	400m	200m					
Section Times	1:36.56 [2] (0:14.33)	1:22.23 [9] (0:11.41)	1:10.82 [9] (0:11.80)	0:59.02 [9] (0:12.25)	0:46.77 [8] (0:12.00)	0:34.77 [8] (0:11.80)	0:22.97 [8] (0:11.37)	0:11.60 [4] (0:11.60)					
Average Speed [km/h]	50.5	63.2	61.2	59.2	60.5	61.9	63.8	62.0					
Top Speed [km/h]	62.5	64.5	64.5	61.3	62.6	63.8	64.2	63.5					
Avg. Dist. to Rail [m]	6.5	1.4	1.1	1.7	2.3	2.9	3.2	6.7					
Avg. Stride Freq. [Hz]	2.2	2.3	2.3	2.2	2.2	2.3	2.3	2.3					
Avg. Stride Length [m]	6.3	7.6	7.5	7.5	7.6	7.7	7.7	7.6					





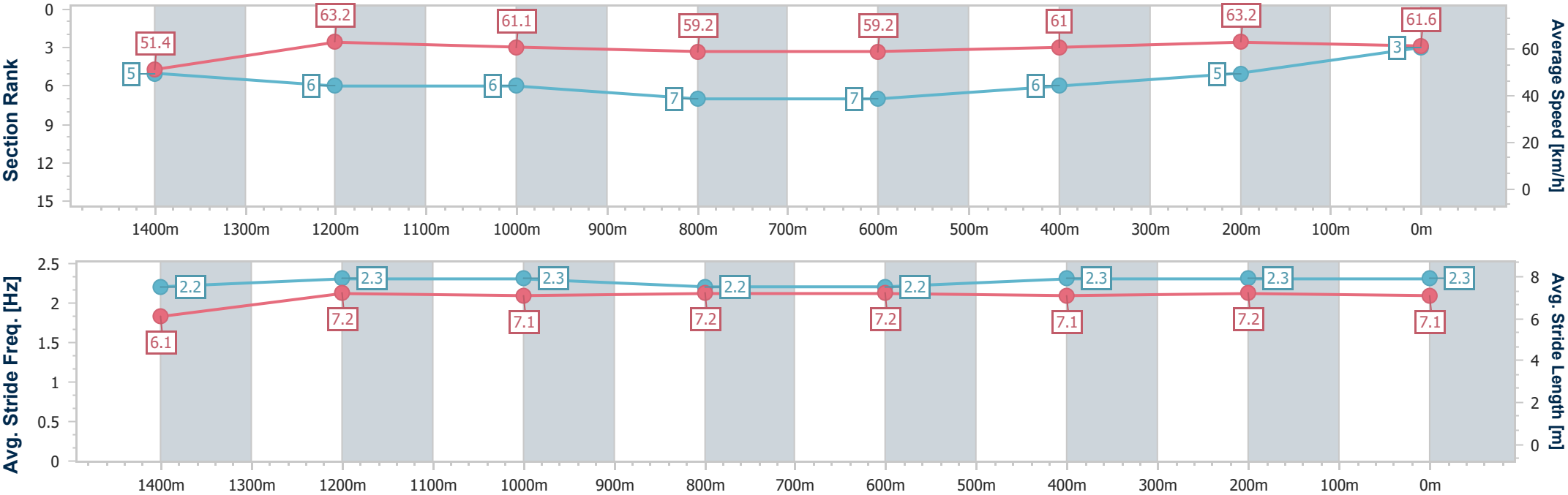
Horse/Jockey Name	Slugworth
Final Rank	3
Fastest Section Time (Section)	0:11.40 (1400m)
Top Speed [km/h] (Section)	65.2 (1400m)
Race State	Finished



GattonProfessional
Race 2: NOLANS TRANSPORT Class 1 Handicap - 1600m
25 January 2026 - 13:35
Track Rating: Good 4, Weather: Fine, Rail Position: Out 1m 900-450; True Remainder.



Section	Overall	1400m	1200m	1000m	800m	600m	400m	200m					
Section Times	1:36.70 [3] (0:14.01)	1:22.69 [5] (0:11.40)	1:11.29 [6] (0:11.83)	0:59.46 [6] (0:12.24)	0:47.22 [7] (0:12.21)	0:35.01 [7] (0:11.88)	0:23.13 [6] (0:11.41)	0:11.72 [5] (0:11.72)					
Average Speed [km/h]	51.4	63.2	61.1	59.2	59.2	61.0	63.2	61.6					
Top Speed [km/h]	62.3	65.2	65.0	61.3	61.1	62.6	64.3	63.2					
Avg. Dist. to Rail [m]	3.0	1.3	1.1	1.6	1.9	1.4	1.5	3.0					
Avg. Stride Freq. [Hz]	2.2	2.3	2.3	2.2	2.2	2.3	2.3	2.3					
Avg. Stride Length [m]	6.1	7.2	7.1	7.2	7.2	7.1	7.2	7.1					





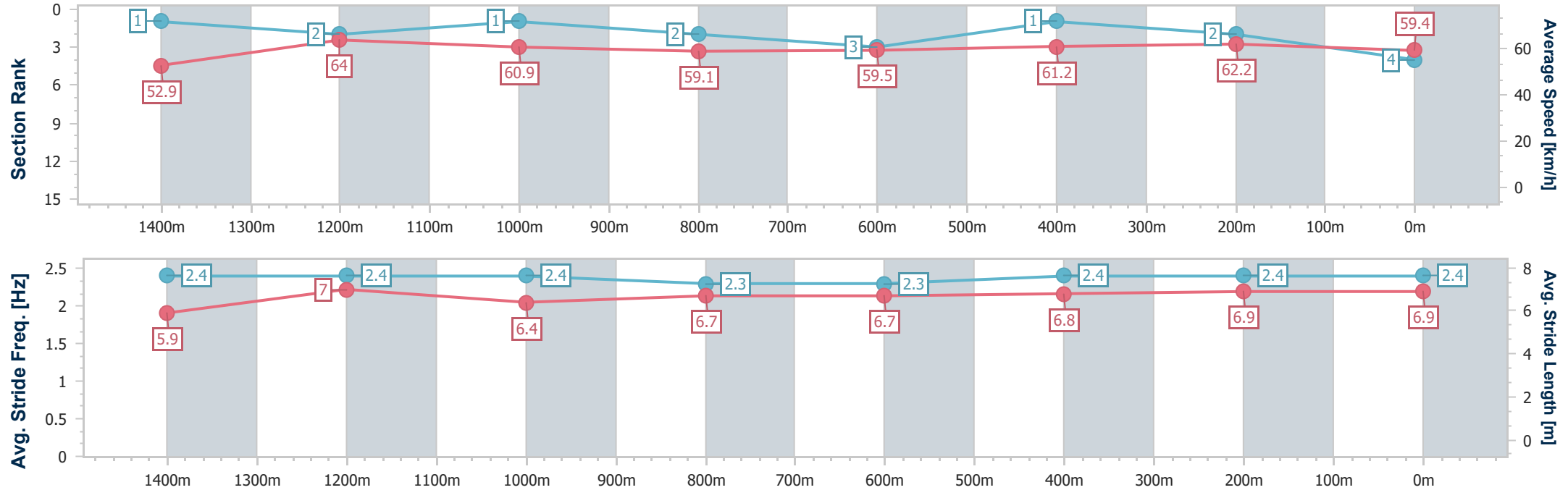
Horse/Jockey Name	Explosive Power
Final Rank	4
Fastest Section Time (Section)	0:11.23 (1400m)
Top Speed [km/h] (Section)	64.9 (1400m)
Race State	Finished



GattonProfessional
Race 2: NOLANS TRANSPORT Class 1 Handicap - 1600m
25 January 2026 - 13:35
Track Rating: Good 4, Weather: Fine, Rail Position: Out 1m 900-450; True Remainder.



Section	Overall	1400m	1200m	1000m	800m	600m	400m	200m					
Section Times	1:36.85 [4] (0:13.63)	1:23.22 [1] (0:11.23)	1:11.99 [2] (0:11.88)	1:00.11 [1] (0:12.32)	0:47.79 [2] (0:12.17)	0:35.62 [3] (0:11.86)	0:23.76 [1] (0:11.66)	0:12.10 [2] (0:12.10)					
Average Speed [km/h]	52.9	64.0	60.9	59.1	59.5	61.2	62.2	59.4					
Top Speed [km/h]	63.7	64.9	64.8	60.4	61.3	62.6	63.3	61.0					
Avg. Dist. to Rail [m]	3.0	1.5	1.1	1.8	2.1	2.0	2.3	3.8					
Avg. Stride Freq. [Hz]	2.4	2.4	2.4	2.3	2.3	2.4	2.4	2.4					
Avg. Stride Length [m]	5.9	7.0	6.4	6.7	6.7	6.8	6.9	6.9					



[] Ranking at each section and finish
- - - - No data available at this section
NA No data available



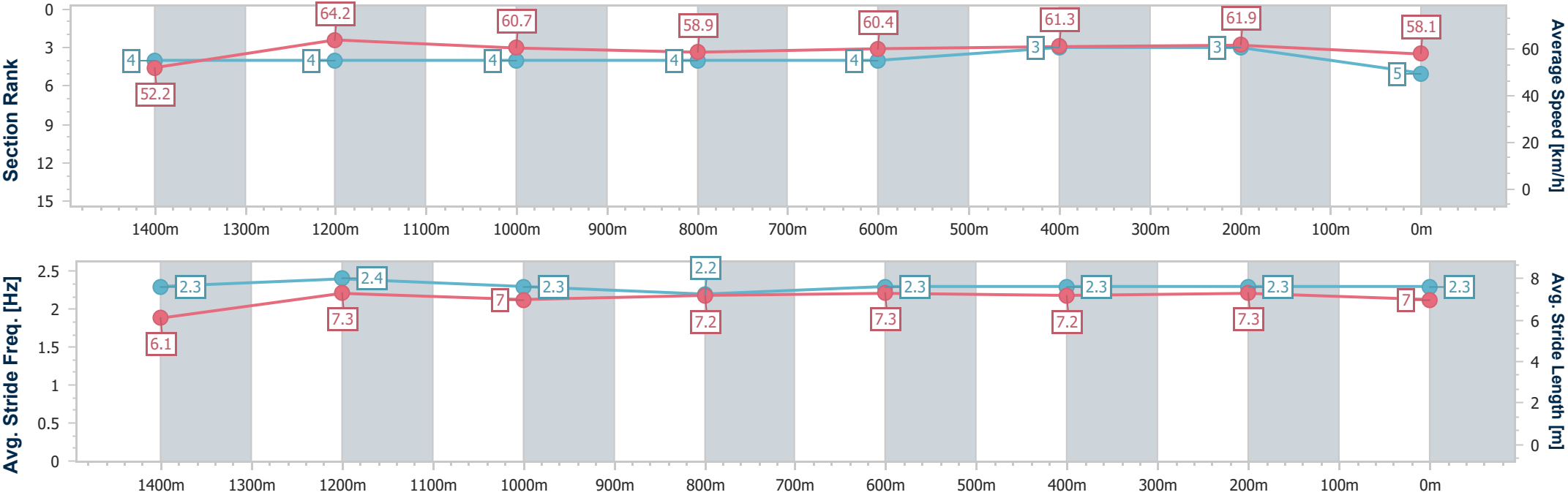
Horse/Jockey Name	Lift'n'mehigher
Final Rank	5
Fastest Section Time (Section)	0:11.23 (1400m)
Top Speed [km/h] (Section)	64.9 (1400m)
Race State	Finished



GattonProfessional
Race 2: NOLANS TRANSPORT Class 1 Handicap - 1600m
25 January 2026 - 13:35
Track Rating: Good 4, Weather: Fine, Rail Position: Out 1m 900-450; True Remainder.



Section	Overall	1400m	1200m	1000m	800m	600m	400m	200m					
Section Times	1:37.16 [5] (0:13.81)	1:23.35 [4] (0:11.23)	1:12.12 [4] (0:11.97)	1:00.15 [4] (0:12.33)	0:47.82 [4] (0:11.99)	0:35.83 [4] (0:11.78)	0:24.05 [3] (0:11.65)	0:12.40 [3] (0:12.40)					
Average Speed [km/h]	52.2	64.2	60.7	58.9	60.4	61.3	61.9	58.1					
Top Speed [km/h]	64.2	64.9	63.7	60.1	62.5	62.5	63.1	60.9					
Avg. Dist. to Rail [m]	5.5	2.8	1.7	2.2	1.8	0.9	1.2	3.7					
Avg. Stride Freq. [Hz]	2.3	2.4	2.3	2.2	2.3	2.3	2.3	2.3					
Avg. Stride Length [m]	6.1	7.3	7.0	7.2	7.3	7.2	7.3	7.0					





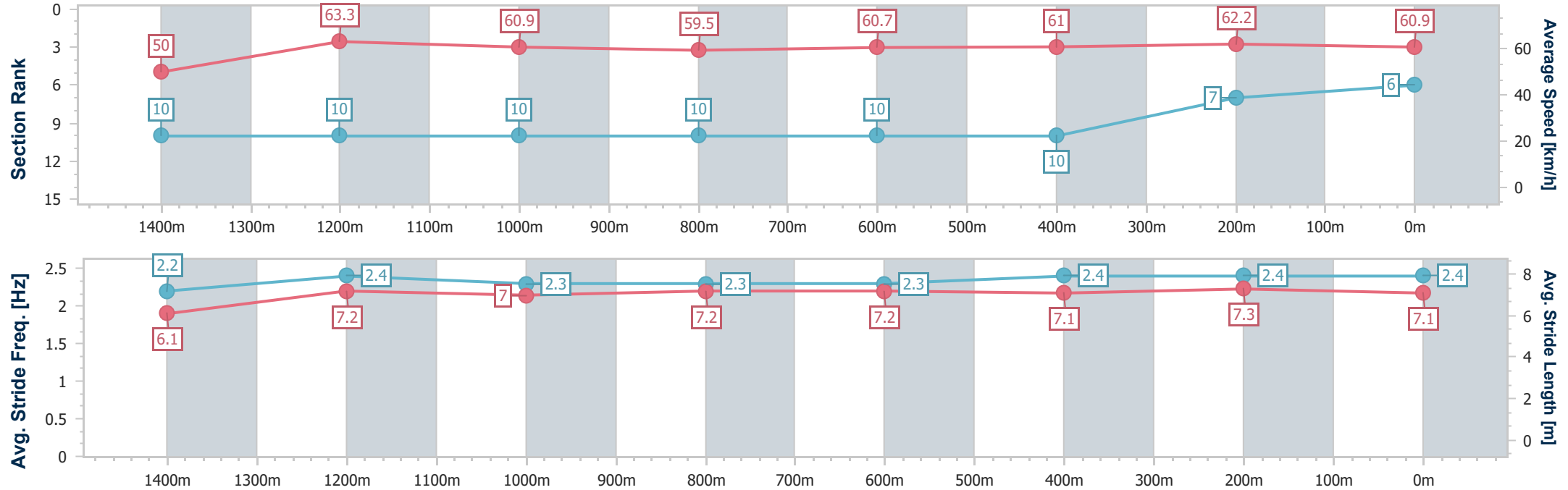
Horse/Jockey Name	Averred
Final Rank	6
Fastest Section Time (Section)	0:11.41 (1400m)
Top Speed [km/h] (Section)	65.2 (1400m)
Race State	Finished



GattonProfessional
Race 2: NOLANS TRANSPORT Class 1 Handicap - 1600m
25 January 2026 - 13:35
Track Rating: Good 4, Weather: Fine, Rail Position: Out 1m 900-450; True Remainder.



Section	Overall	1400m	1200m	1000m	800m	600m	400m	200m					
Section Times	1:37.36 [6] (0:14.40)	1:22.96 [10] (0:11.41)	1:11.55 [10] (0:11.95)	0:59.60 [10] (0:12.22)	0:47.38 [10] (0:11.95)	0:35.43 [10] (0:11.97)	0:23.46 [10] (0:11.63)	0:11.83 [7] (0:11.83)					
Average Speed [km/h]	50.0	63.3	60.9	59.5	60.7	61.0	62.2	60.9					
Top Speed [km/h]	62.0	65.2	64.7	61.3	62.5	63.2	63.4	62.5					
Avg. Dist. to Rail [m]	9.6	2.9	2.3	2.1	2.9	2.9	2.0	1.9					
Avg. Stride Freq. [Hz]	2.2	2.4	2.3	2.3	2.3	2.4	2.4	2.4					
Avg. Stride Length [m]	6.1	7.2	7.0	7.2	7.2	7.1	7.3	7.1					





Horse/Jockey Name	Samurai Warrior
Final Rank	7
Fastest Section Time (Section)	0:11.29 (1400m)
Top Speed [km/h] (Section)	65.1 (1400m)
Race State	Finished

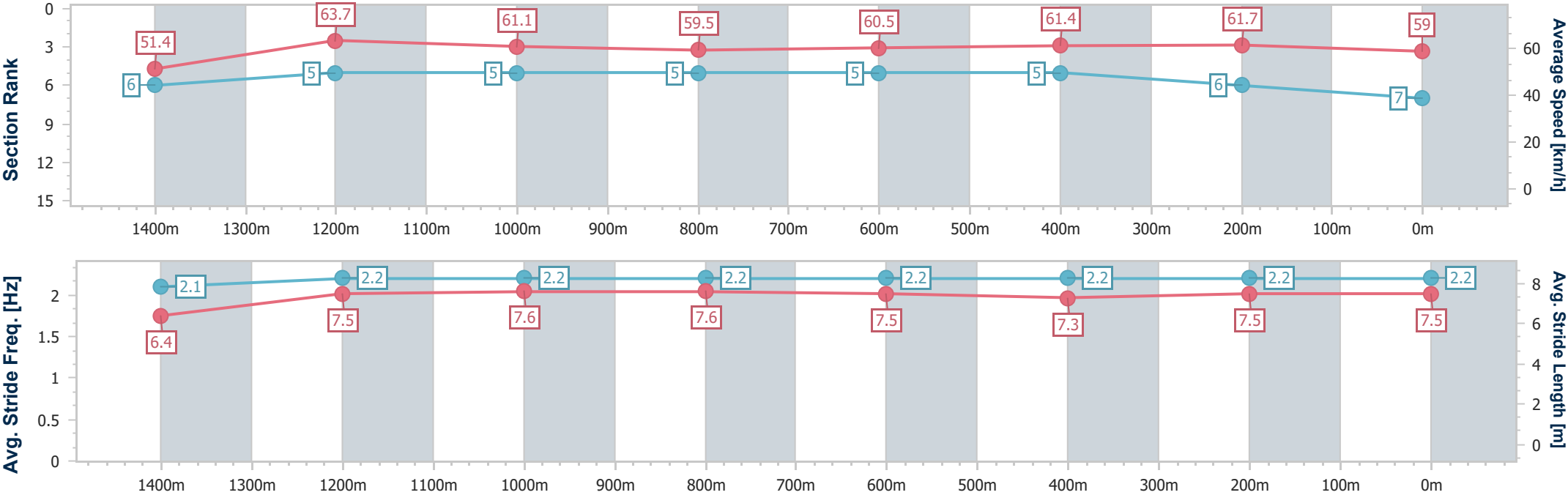


GattonProfessional
Race 2: NOLANS TRANSPORT Class 1 Handicap - 1600m

25 January 2026 - 13:35
Track Rating: Good 4, Weather: Fine, Rail Position: Out 1m 900-450; True Remainder.



Section	Overall	1400m	1200m	1000m	800m	600m	400m	200m					
Section Times	1:37.48 [7] (0:14.03)	1:23.45 [6] (0:11.29)	1:12.16 [5] (0:11.89)	1:00.27 [5] (0:12.20)	0:48.07 [5] (0:11.99)	0:36.08 [5] (0:12.07)	0:24.01 [5] (0:11.80)	0:12.21 [6] (0:12.21)					
Average Speed [km/h]	51.4	63.7	61.1	59.5	60.5	61.4	61.7	59.0					
Top Speed [km/h]	63.6	65.1	63.8	61.4	62.5	62.9	61.9	61.4					
Avg. Dist. to Rail [m]	6.7	2.6	1.6	1.9	3.3	4.8	5.7	6.2					
Avg. Stride Freq. [Hz]	2.1	2.2	2.2	2.2	2.2	2.2	2.2	2.2					
Avg. Stride Length [m]	6.4	7.5	7.6	7.6	7.5	7.3	7.5	7.5					



[] Ranking at each section and finish
-.-.- No data available at this section
NA No data available



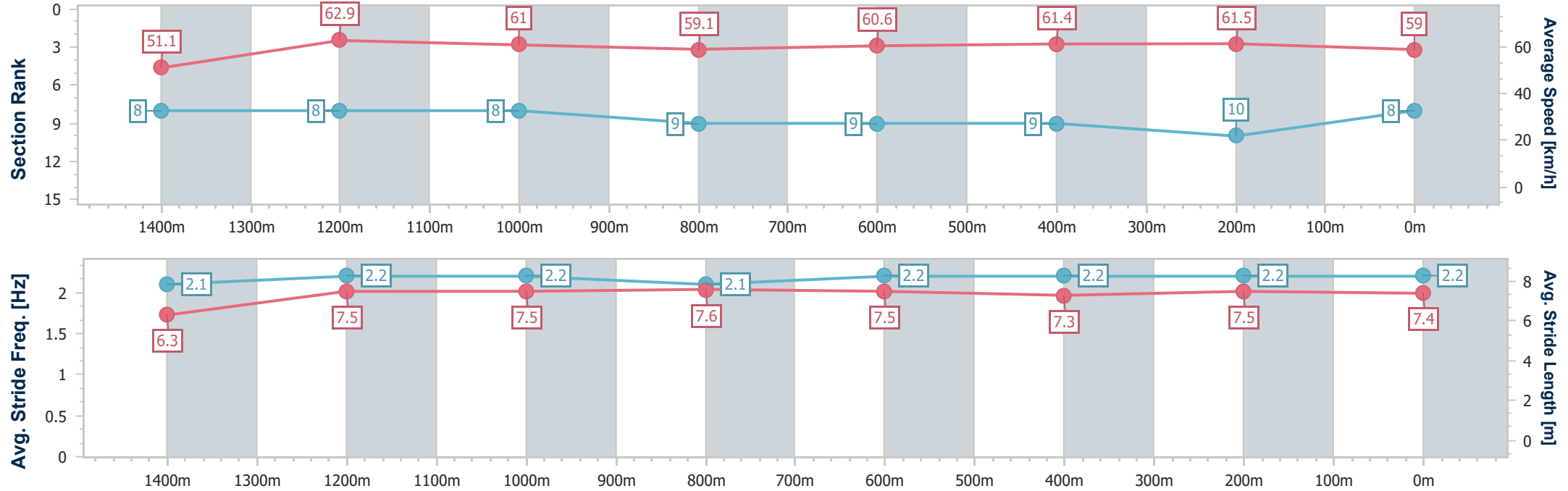
Horse/Jockey Name	Mishani Impact
Final Rank	8
Fastest Section Time (Section)	0:11.44 (1400m)
Top Speed [km/h] (Section)	64.1 (1400m)
Race State	Finished



GattonProfessional
Race 2: NOLANS TRANSPORT Class 1 Handicap - 1600m
25 January 2026 - 13:35
Track Rating: Good 4, Weather: Fine, Rail Position: Out 1m 900-450; True Remainder.



Section	Overall	1400m	1200m	1000m	800m	600m	400m	200m					
Section Times	1:37.80 [8] (0:14.12)	1:23.68 [8] (0:11.44)	1:12.24 [8] (0:11.96)	1:00.28 [8] (0:12.34)	0:47.94 [9] (0:11.94)	0:36.00 [9] (0:11.99)	0:24.01 [9] (0:11.82)	0:12.19 [10] (0:12.19)					
Average Speed [km/h]	51.1	62.9	61.0	59.1	60.6	61.4	61.5	59.0					
Top Speed [km/h]	63.3	64.1	63.8	60.9	62.3	63.2	62.3	61.3					
Avg. Dist. to Rail [m]	4.6	2.1	2.1	2.8	3.4	3.8	3.9	4.9					
Avg. Stride Freq. [Hz]	2.1	2.2	2.2	2.1	2.2	2.2	2.2	2.2					
Avg. Stride Length [m]	6.3	7.5	7.5	7.6	7.5	7.3	7.5	7.4					





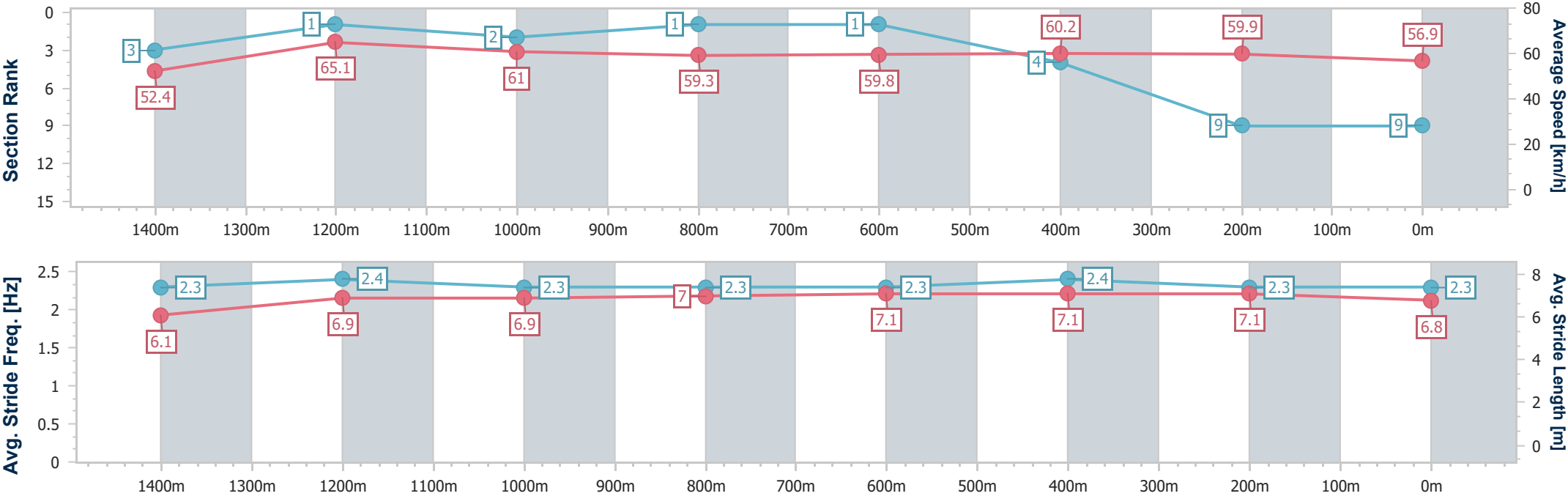
Horse/Jockey Name	Zelezny
Final Rank	9
Fastest Section Time (Section)	0:11.07 (1400m)
Top Speed [km/h] (Section)	66.4 (1400m)
Race State	Finished



GattonProfessional
Race 2: NOLANS TRANSPORT Class 1 Handicap - 1600m
25 January 2026 - 13:35
Track Rating: Good 4, Weather: Fine, Rail Position: Out 1m 900-450; True Remainder.



Section	Overall	1400m	1200m	1000m	800m	600m	400m	200m					
Section Times	1:38.20 [9] (0:13.74)	1:24.46 [3] (0:11.07)	1:13.39 [1] (0:11.95)	1:01.44 [2] (0:12.29)	0:49.15 [1] (0:12.14)	0:37.01 [1] (0:12.27)	0:24.74 [4] (0:12.10)	0:12.64 [9] (0:12.64)					
Average Speed [km/h]	52.4	65.1	61.0	59.3	59.8	60.2	59.9	56.9					
Top Speed [km/h]	64.4	66.4	65.0	60.8	60.7	61.5	61.0	59.1					
Avg. Dist. to Rail [m]	5.9	3.9	2.1	2.8	3.5	3.9	3.4	3.3					
Avg. Stride Freq. [Hz]	2.3	2.4	2.3	2.3	2.3	2.4	2.3	2.3					
Avg. Stride Length [m]	6.1	6.9	6.9	7.0	7.1	7.1	7.1	6.8					





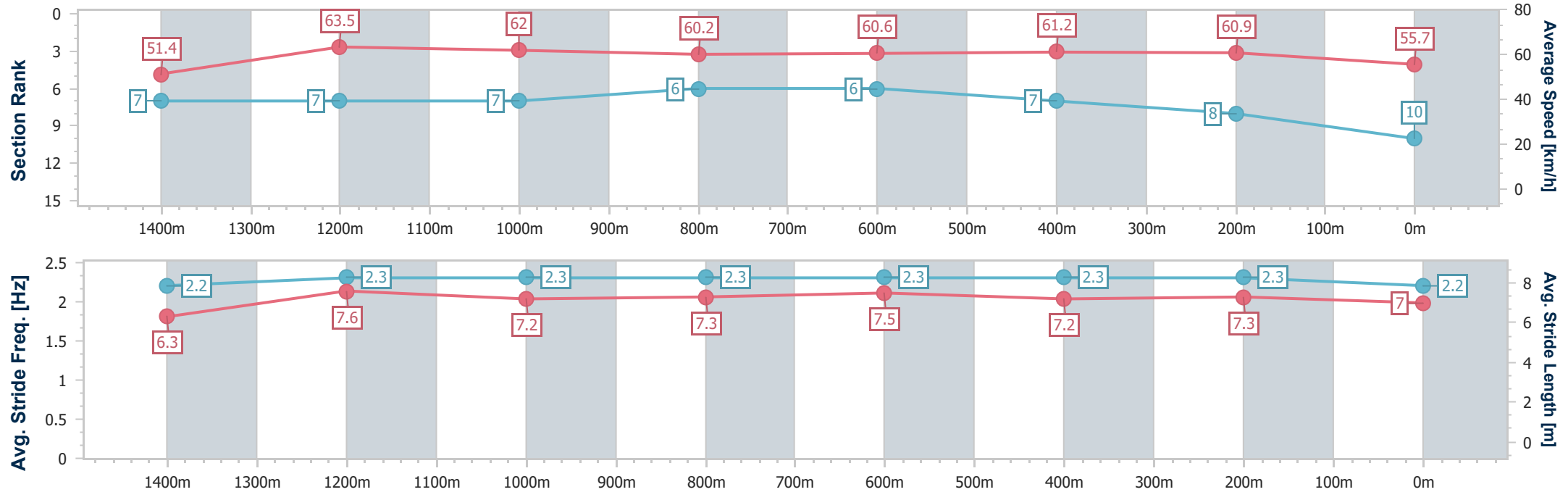
Horse/Jockey Name	Rock Lobster
Final Rank	10
Fastest Section Time (Section)	0:11.35 (1400m)
Top Speed [km/h] (Section)	65.8 (1200m)
Race State	Finished



GattonProfessional
Race 2: NOLANS TRANSPORT Class 1 Handicap - 1600m
25 January 2026 - 13:35
Track Rating: Good 4, Weather: Fine, Rail Position: Out 1m 900-450; True Remainder.



Section	Overall	1400m	1200m	1000m	800m	600m	400m	200m					
Section Times	1:38.45 [10] (0:14.06)	1:24.39 [7] (0:11.35)	1:13.04 [7] (0:11.87)	1:01.17 [7] (0:12.17)	0:49.00 [6] (0:12.04)	0:36.96 [6] (0:12.09)	0:24.87 [7] (0:11.97)	0:12.90 [8] (0:12.90)					
Average Speed [km/h]	51.4	63.5	62.0	60.2	60.6	61.2	60.9	55.7					
Top Speed [km/h]	63.2	65.6	65.8	61.5	62.0	62.7	62.1	59.2					
Avg. Dist. to Rail [m]	8.4	3.8	4.1	4.7	5.0	4.7	5.2	5.3					
Avg. Stride Freq. [Hz]	2.2	2.3	2.3	2.3	2.3	2.3	2.3	2.2					
Avg. Stride Length [m]	6.3	7.6	7.2	7.3	7.5	7.2	7.3	7.0					





GattonProfessional

Race 3: FALVEY'S HOTEL GATTON BENCHMARK 58 Handicap - 2000m

25 January 2026 - 14:10



LOCKYER VALLEY
TURF CLUB

Track Rating: Good 4, Weather: Fine, Rail Position: Out 1m 900-450; True Remainder.

Section						Overall	1800m	1600m	1400m	1200m	1000m	800m	Last 600m	
Field Times						2:03.55 (0:13.60)	1:49.95 (0:11.42)	1:38.53 (0:12.39)	1:26.14 (0:12.54)	1:13.60 (0:13.05)	1:00.55 (0:12.83)	0:47.72 (0:12.08)	0:35.64	
Rank	TAB	Horse/Jockey	Barrier	Top Speed [km/h]	Fastest Section									Distance Travelled [m]
1	3	BACCARAT ROUGE	3	66.2	0:11.39	2:03.55 [1]	1:49.87 [3]	1:38.48 [2]	1:25.93 [2]	1:13.36 [2]	1:00.32 [3]	0:47.48 [3]	0:35.34	
		Colleen Krahnen		Overall	1800m	(0:13.68)	(0:11.39)	(0:12.55)	(0:12.57)	(0:13.04)	(0:12.84)	(0:12.14)		
2	13	FRIJOLES	8	63.5	0:11.68	2:03.66 [2]	1:49.93 [5]	1:38.05 [5]	1:25.87 [3]	1:13.45 [3]	1:00.46 [2]	0:47.76 [2]	0:35.75	+15
		Bailie Baker		1800m	400m	(0:13.73)	(0:11.88)	(0:12.18)	(0:12.42)	(0:12.99)	(0:12.70)	(0:12.01)		
3	11	QUALITY MISS	9	65.7	0:11.42	2:03.83 [3]	1:50.23 [1]	1:38.81 [1]	1:26.42 [1]	1:13.88 [1]	1:00.83 [1]	0:48.00 [1]	0:35.92	+6
		Olivia Kendal		1800m	1800m	(0:13.60)	(0:11.42)	(0:12.39)	(0:12.54)	(0:13.05)	(0:12.83)	(0:12.08)		
4	5	GIDDY GAN'S JOY	2	65.5	0:11.52	2:03.94 [4]	1:49.87 [8]	1:37.98 [8]	1:25.22 [9]	1:12.78 [9]	0:59.82 [9]	0:47.25 [9]	0:35.22	+10
		Jason Taylor		1800m	400m	(0:14.07)	(0:11.89)	(0:12.76)	(0:12.44)	(0:12.96)	(0:12.57)	(0:12.03)		
5	7	AOOM'S CHOICE	5	65.2	0:11.76	2:04.33 [5]	1:50.62 [4]	1:38.86 [4]	1:26.28 [5]	1:13.78 [4]	1:00.74 [5]	0:48.05 [4]	0:36.04	+11
		Kayla Barker		Overall	1800m	(0:13.71)	(0:11.76)	(0:12.58)	(0:12.50)	(0:13.04)	(0:12.69)	(0:12.01)		
6	9	BOLD TYRANT	4	64.5	0:11.59	2:04.38 [6]	1:50.63 [6]	1:38.75 [6]	1:25.99 [6]	1:13.55 [6]	1:00.46 [7]	0:47.74 [8]	0:35.66	+6
		Leah Martyn		Overall	400m	(0:13.75)	(0:11.88)	(0:12.76)	(0:12.44)	(0:13.09)	(0:12.72)	(0:12.08)		
7	6	BRAVE BOY	7	63.9	0:11.77	2:04.41 [7]	1:49.76 [9]	1:37.99 [9]	1:25.70 [8]	1:13.41 [8]	1:00.39 [8]	0:48.00 [6]	0:35.89	+5
		Michael Murphy		1800m	1800m	(0:14.65)	(0:11.77)	(0:12.29)	(0:12.29)	(0:13.02)	(0:12.39)	(0:12.11)		
8	4	BETA BETTER	1	66.2	0:11.72	2:06.03 [8]	1:52.37 [2]	1:40.65 [3]	1:28.08 [4]	1:15.48 [5]	1:02.44 [4]	0:49.68 [5]	0:37.59	+5
		Dale Smith		Overall	1800m	(0:13.66)	(0:11.72)	(0:12.57)	(0:12.60)	(0:13.04)	(0:12.76)	(0:12.09)		
9	8	DECARBONISE	6	63.6	0:11.82	2:06.09 [9]	1:52.14 [7]	1:40.32 [7]	1:27.68 [7]	1:15.25 [7]	1:02.18 [6]	0:49.51 [7]	0:37.43	+11
		Georgina Cartwright		Overall	1800m	(0:13.95)	(0:11.82)	(0:12.64)	(0:12.43)	(0:13.07)	(0:12.67)	(0:12.08)		

Scratched: Quick Shot (#12), Medical Autocrat (#1), Casterly Rock (#2), Planned Encounter (#10)



GattonProfessional

Race 3: FALVEY'S HOTEL GATTON BENCHMARK 58 Handicap - 2000m

25 January 2026 - 14:10



LOCKYER VALLEY
TURF CLUB

Track Rating: Good 4, Weather: Fine, Rail Position: Out 1m 900-450; True Remainder.

Section					600m	400m	200m				Last 600m
Field Times					0:35.64 (0:12.02)	0:23.62 (0:11.68)	0:11.94 (0:11.94)				0:35.64
Rank	TAB	Horse/Jockey	Barrier	Top Speed [km/h]	Fastest Section				Margin		
1	3	BACCARAT ROUGE	3	66.2	0:11.39	0:35.34 [3]	0:23.32 [3]	0:11.71 [3]	2:03.55	0:35.34	
		Colleen Krahn		Overall	1800m	(0:12.02)	(0:11.61)	(0:11.71)			
2	13	FRIJOLES	8	63.5	0:11.68	0:35.75 [1]	0:23.73 [1]	0:12.05 [1]	0.69L	0:35.75	+15
		Bailie Baker		1800m	400m	(0:12.02)	(0:11.68)	(0:12.05)			
3	11	QUALITY MISS	9	65.7	0:11.42	0:35.92 [2]	0:23.85 [2]	0:12.19 [2]	1.69L	0:35.92	+6
		Olivia Kendal		1800m	1800m	(0:12.07)	(0:11.66)	(0:12.19)			
4	5	GIDDY GAN'S JOY	2	65.5	0:11.52	0:35.22 [9]	0:23.23 [6]	0:11.71 [5]	2.32L	0:35.22	+10
		Jason Taylor		1800m	400m	(0:11.99)	(0:11.52)	(0:11.71)			
5	7	AOOM'S CHOICE	5	65.2	0:11.76	0:36.04 [4]	0:23.96 [4]	0:12.18 [4]	4.62L	0:36.04	+11
		Kayla Barker		Overall	1800m	(0:12.08)	(0:11.78)	(0:12.18)			
6	9	BOLD TYRANT	4	64.5	0:11.59	0:35.66 [8]	0:23.44 [8]	0:11.85 [7]	4.91L	0:35.66	+6
		Leah Martyn		Overall	400m	(0:12.22)	(0:11.59)	(0:11.85)			
7	6	BRAVE BOY	7	63.9	0:11.77	0:35.89 [6]	0:23.85 [5]	0:12.08 [6]	5.06L	0:35.89	+5
		Michael Murphy		1800m	1800m	(0:12.04)	(0:11.77)	(0:12.08)			
8	4	BETA BETTER	1	66.2	0:11.72	0:37.59 [5]	0:25.19 [7]	0:12.89 [9]	14.63L	0:37.59	+5
		Dale Smith		Overall	1800m	(0:12.40)	(0:12.30)	(0:12.89)			
9	8	DECARBONISE	6	63.6	0:11.82	0:37.43 [7]	0:25.12 [9]	0:13.15 [8]	14.99L	0:37.43	+11
		Georgina Cartwright		Overall	1800m	(0:12.31)	(0:11.97)	(0:13.15)			

Scratched: Quick Shot (#12), Medical Autocrat (#1), Casterly Rock (#2), Planned Encounter (#10)



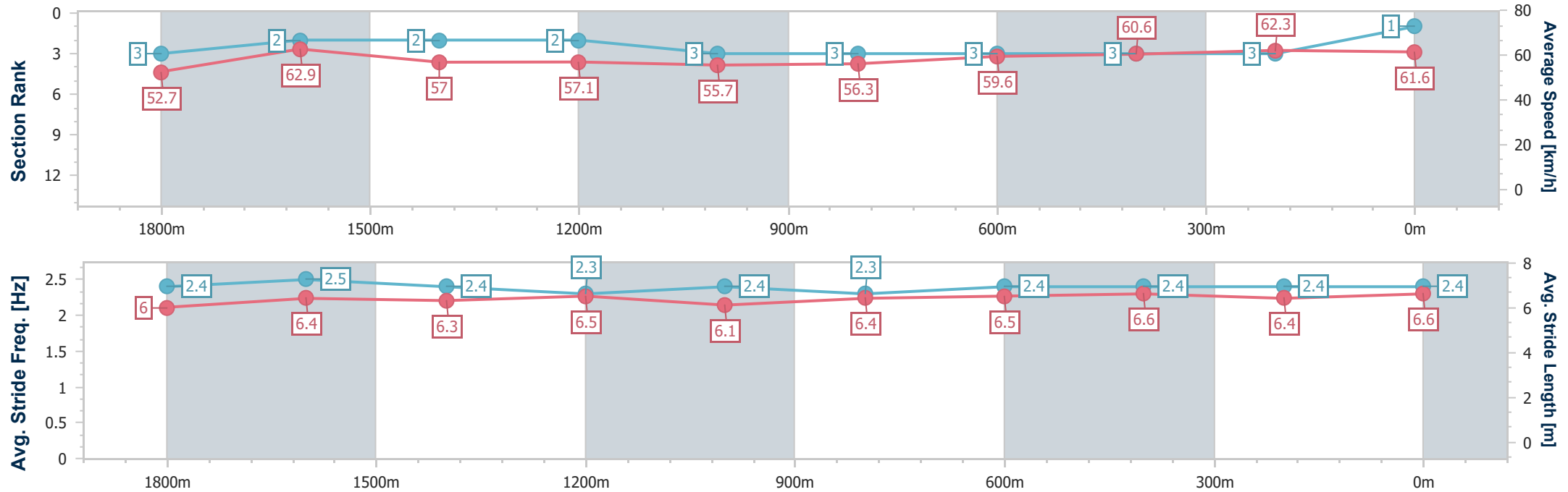
Horse/Jockey Name	Baccarat Rouge
Final Rank	1
Fastest Section Time (Section)	0:11.39 (1800m)
Top Speed [km/h] (Section)	66.2 (Overall)
Race State	Finished



GattonProfessional
Race 3: FALVEY'S HOTEL GATTON BENCHMARK 58 Handicap - 2000m
25 January 2026 - 14:10
Track Rating: Good 4, Weather: Fine, Rail Position: Out 1m 900-450; True Remainder.



Section	Overall	1800m	1600m	1400m	1200m	1000m	800m	600m	400m	200m			
Section Times	2:03.55 [1] (0:13.68)	1:49.87 [3] (0:11.39)	1:38.48 [2] (0:12.55)	1:25.93 [2] (0:12.57)	1:13.36 [2] (0:13.04)	1:00.32 [3] (0:12.84)	0:47.48 [3] (0:12.14)	0:35.34 [3] (0:12.02)	0:23.32 [3] (0:11.61)	0:11.71 [3] (0:11.71)			
Average Speed [km/h]	52.7	62.9	57.0	57.1	55.7	56.3	59.6	60.6	62.3	61.6			
Top Speed [km/h]	66.2	66.2	58.4	58.4	56.5	58.4	61.6	61.7	63.1	62.4			
Avg. Dist. to Rail [m]	3.6	1.7	0.9	0.3	1.1	1.8	2.0	2.1	2.7	5.9			
Avg. Stride Freq. [Hz]	2.4	2.5	2.4	2.3	2.4	2.3	2.4	2.4	2.4	2.4			
Avg. Stride Length [m]	6.0	6.4	6.3	6.5	6.1	6.4	6.5	6.6	6.4	6.6			





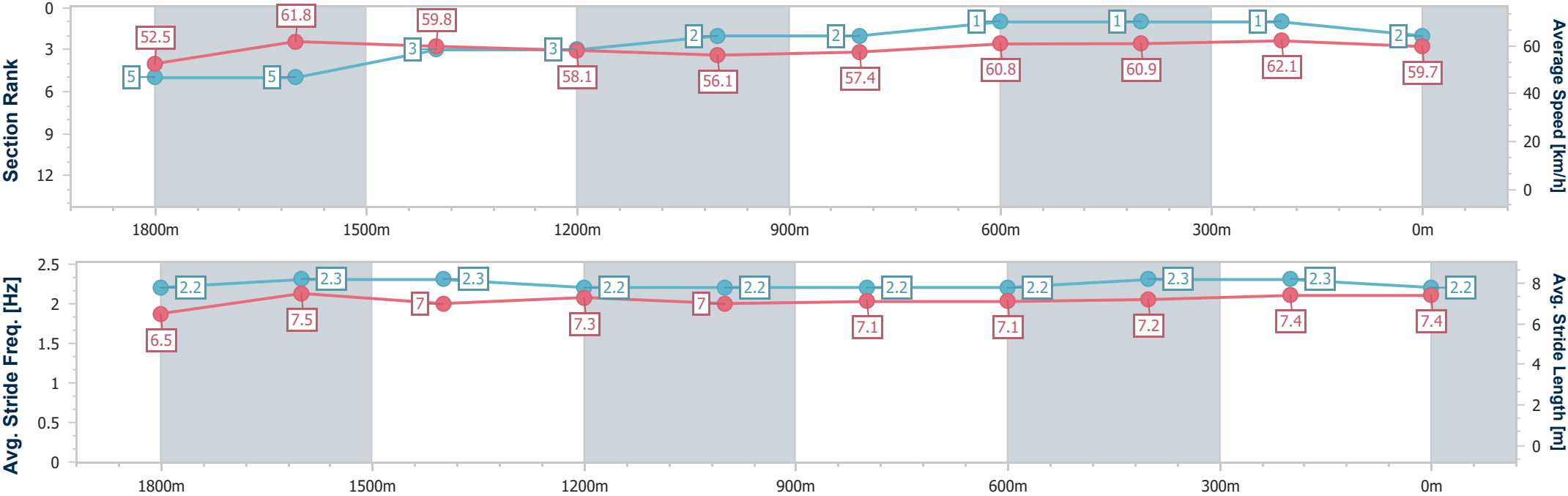
Horse/Jockey Name	Frijoles
Final Rank	2
Fastest Section Time (Section)	0:11.68 (400m)
Top Speed [km/h] (Section)	63.5 (1800m)
Race State	Finished



GattonProfessional
Race 3: FALVEY'S HOTEL GATTON BENCHMARK 58 Handicap
- 2000m
25 January 2026 - 14:10
Track Rating: Good 4, Weather: Fine, Rail Position: Out 1m 900-450; True Remainder.



Section	Overall	1800m	1600m	1400m	1200m	1000m	800m	600m	400m	200m			
Section Times	2:03.66 [2] (0:13.73)	1:49.93 [5] (0:11.88)	1:38.05 [5] (0:12.18)	1:25.87 [3] (0:12.42)	1:13.45 [3] (0:12.99)	1:00.46 [2] (0:12.70)	0:47.76 [2] (0:12.01)	0:35.75 [1] (0:12.02)	0:23.73 [1] (0:11.68)	0:12.05 [1] (0:12.05)			
Average Speed [km/h]	52.5	61.8	59.8	58.1	56.1	57.4	60.8	60.9	62.1	59.7			
Top Speed [km/h]	63.5	63.5	61.0	59.5	57.7	59.1	61.5	61.9	63.2	61.1			
Avg. Dist. to Rail [m]	8.6	4.1	3.0	2.8	2.6	3.4	3.9	3.1	3.2	4.1			
Avg. Stride Freq. [Hz]	2.2	2.3	2.3	2.2	2.2	2.2	2.2	2.3	2.3	2.2			
Avg. Stride Length [m]	6.5	7.5	7.0	7.3	7.0	7.1	7.1	7.2	7.4	7.4			





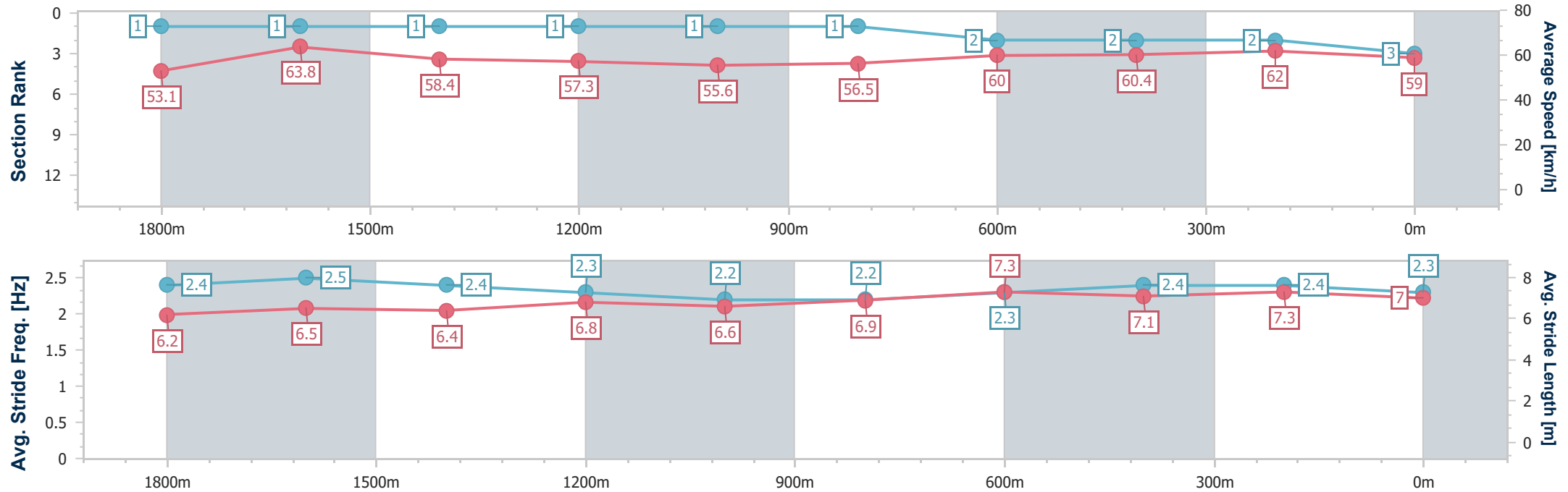
Horse/Jockey Name	Quality Miss
Final Rank	3
Fastest Section Time (Section)	0:11.42 (1800m)
Top Speed [km/h] (Section)	65.7 (1800m)
Race State	Finished



GattonProfessional
Race 3: FALVEY'S HOTEL GATTON BENCHMARK 58 Handicap
- 2000m
25 January 2026 - 14:10
Track Rating: Good 4, Weather: Fine, Rail Position: Out 1m 900-450; True Remainder.



Section	Overall	1800m	1600m	1400m	1200m	1000m	800m	600m	400m	200m			
Section Times	2:03.83 [3] (0:13.60)	1:50.23 [1] (0:11.42)	1:38.81 [1] (0:12.39)	1:26.42 [1] (0:12.54)	1:13.88 [1] (0:13.05)	1:00.83 [1] (0:12.83)	0:48.00 [1] (0:12.08)	0:35.92 [2] (0:12.07)	0:23.85 [2] (0:11.66)	0:12.19 [2] (0:12.19)			
Average Speed [km/h]	53.1	63.8	58.4	57.3	55.6	56.5	60.0	60.4	62.0	59.0			
Top Speed [km/h]	64.8	65.7	61.1	57.8	57.5	58.2	61.3	62.3	62.8	61.0			
Avg. Dist. to Rail [m]	8.9	3.1	1.2	0.8	1.3	2.0	2.5	2.3	1.0	0.7			
Avg. Stride Freq. [Hz]	2.4	2.5	2.4	2.3	2.2	2.2	2.3	2.4	2.4	2.3			
Avg. Stride Length [m]	6.2	6.5	6.4	6.8	6.6	6.9	7.3	7.1	7.3	7.0			





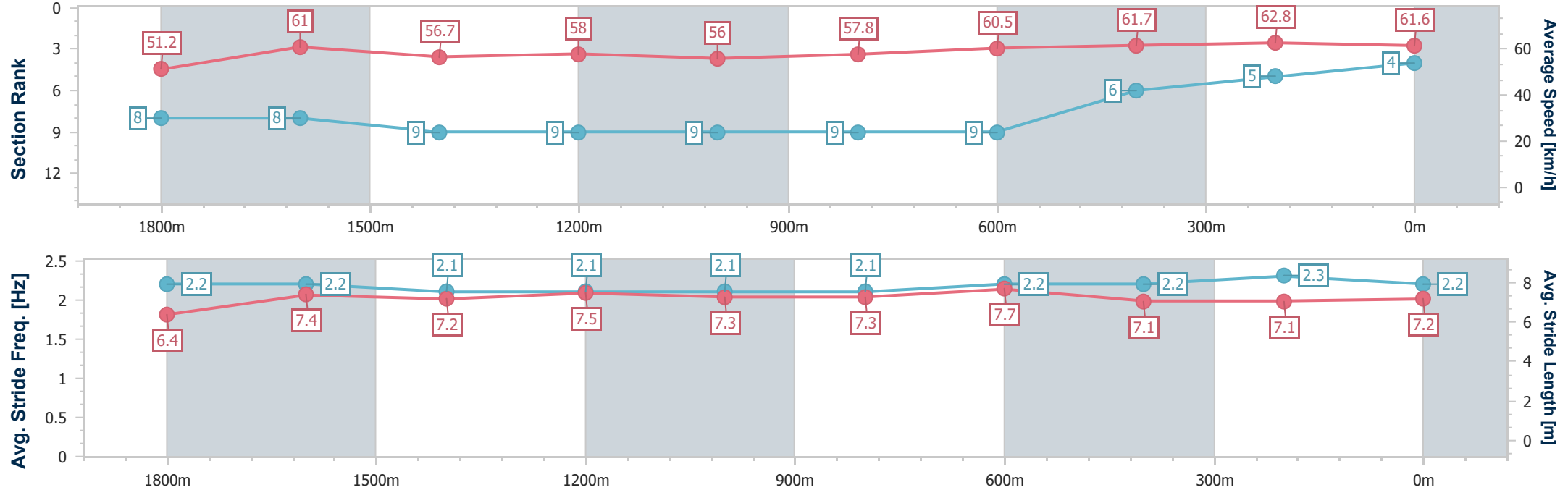
Horse/Jockey Name	Giddy Gan's Joy
Final Rank	4
Fastest Section Time (Section)	0:11.52 (400m)
Top Speed [km/h] (Section)	65.5 (1800m)
Race State	Finished



GattonProfessional
Race 3: FALVEY'S HOTEL GATTON BENCHMARK 58 Handicap - 2000m
25 January 2026 - 14:10
Track Rating: Good 4, Weather: Fine, Rail Position: Out 1m 900-450; True Remainder.



Section	Overall	1800m	1600m	1400m	1200m	1000m	800m	600m	400m	200m			
Section Times	2:03.94 [4] (0:14.07)	1:49.87 [8] (0:11.89)	1:37.98 [8] (0:12.76)	1:25.22 [9] (0:12.44)	1:12.78 [9] (0:12.96)	0:59.82 [9] (0:12.57)	0:47.25 [9] (0:12.03)	0:35.22 [9] (0:11.99)	0:23.23 [6] (0:11.52)	0:11.71 [5] (0:11.71)			
Average Speed [km/h]	51.2	61.0	56.7	58.0	56.0	57.8	60.5	61.7	62.8	61.6			
Top Speed [km/h]	65.4	65.5	58.3	58.8	57.4	60.2	61.8	62.1	63.3	63.1			
Avg. Dist. to Rail [m]	3.0	1.1	1.3	1.3	1.4	2.7	4.1	4.1	4.5	6.9			
Avg. Stride Freq. [Hz]	2.2	2.2	2.1	2.1	2.1	2.1	2.2	2.2	2.3	2.2			
Avg. Stride Length [m]	6.4	7.4	7.2	7.5	7.3	7.3	7.7	7.1	7.1	7.2			



[] Ranking at each section and finish
- - - - No data available at this section
NA No data available



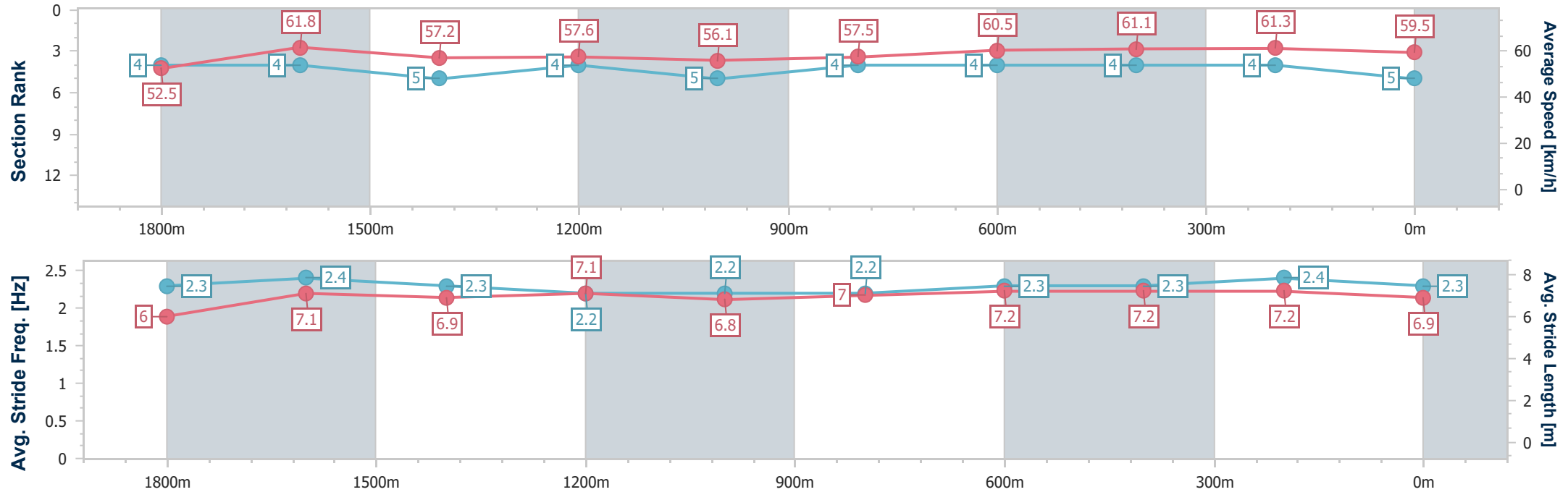
Horse/Jockey Name	Aoom's Choice
Final Rank	5
Fastest Section Time (Section)	0:11.76 (1800m)
Top Speed [km/h] (Section)	65.2 (Overall)
Race State	Finished



GattonProfessional
Race 3: FALVEY'S HOTEL GATTON BENCHMARK 58 Handicap
- 2000m
25 January 2026 - 14:10
Track Rating: Good 4, Weather: Fine, Rail Position: Out 1m 900-450; True Remainder.



Section	Overall	1800m	1600m	1400m	1200m	1000m	800m	600m	400m	200m			
Section Times	2:04.33 [5] (0:13.71)	1:50.62 [4] (0:11.76)	1:38.86 [4] (0:12.58)	1:26.28 [5] (0:12.50)	1:13.78 [4] (0:13.04)	1:00.74 [5] (0:12.69)	0:48.05 [4] (0:12.01)	0:36.04 [4] (0:12.08)	0:23.96 [4] (0:11.78)	0:12.18 [4] (0:12.18)			
Average Speed [km/h]	52.5	61.8	57.2	57.6	56.1	57.5	60.5	61.1	61.3	59.5			
Top Speed [km/h]	65.2	63.9	58.5	58.8	56.8	59.1	61.3	61.7	62.3	60.8			
Avg. Dist. to Rail [m]	5.5	1.9	1.1	2.3	3.0	3.0	3.4	3.8	3.6	5.0			
Avg. Stride Freq. [Hz]	2.3	2.4	2.3	2.2	2.2	2.2	2.3	2.3	2.4	2.3			
Avg. Stride Length [m]	6.0	7.1	6.9	7.1	6.8	7.0	7.2	7.2	7.2	6.9			





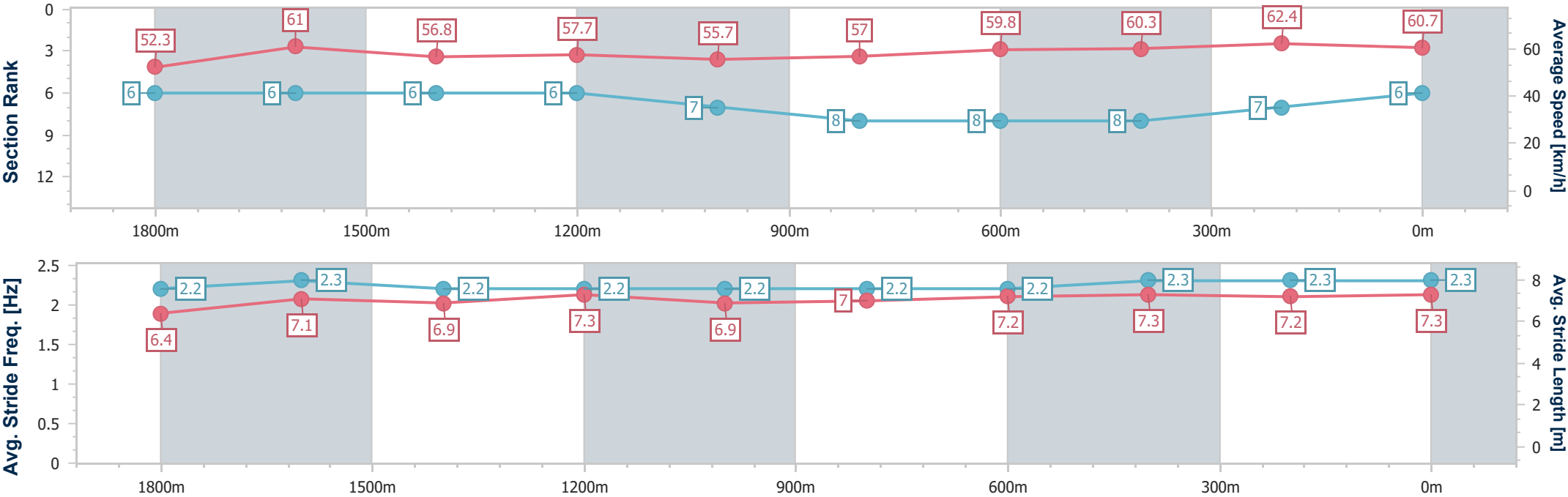
Horse/Jockey Name	Bold Tyrant
Final Rank	6
Fastest Section Time (Section)	0:11.59 (400m)
Top Speed [km/h] (Section)	64.5 (Overall)
Race State	Finished



GattonProfessional
Race 3: FALVEY'S HOTEL GATTON BENCHMARK 58 Handicap
- 2000m
25 January 2026 - 14:10
Track Rating: Good 4, Weather: Fine, Rail Position: Out 1m 900-450; True Remainder.



Section	Overall	1800m	1600m	1400m	1200m	1000m	800m	600m	400m	200m			
Section Times	2:04.38 [6] (0:13.75)	1:50.63 [6] (0:11.88)	1:38.75 [6] (0:12.76)	1:25.99 [6] (0:12.44)	1:13.55 [6] (0:13.09)	1:00.46 [7] (0:12.72)	0:47.74 [8] (0:12.08)	0:35.66 [8] (0:12.22)	0:23.44 [8] (0:11.59)	0:11.85 [7] (0:11.85)			
Average Speed [km/h]	52.3	61.0	56.8	57.7	55.7	57.0	59.8	60.3	62.4	60.7			
Top Speed [km/h]	64.5	63.7	58.4	59.2	57.0	58.3	61.2	61.7	63.1	62.7			
Avg. Dist. to Rail [m]	4.9	1.6	1.0	1.3	1.6	2.0	2.2	3.3	4.5	6.6			
Avg. Stride Freq. [Hz]	2.2	2.3	2.2	2.2	2.2	2.2	2.2	2.3	2.3	2.3			
Avg. Stride Length [m]	6.4	7.1	6.9	7.3	6.9	7.0	7.2	7.3	7.2	7.3			





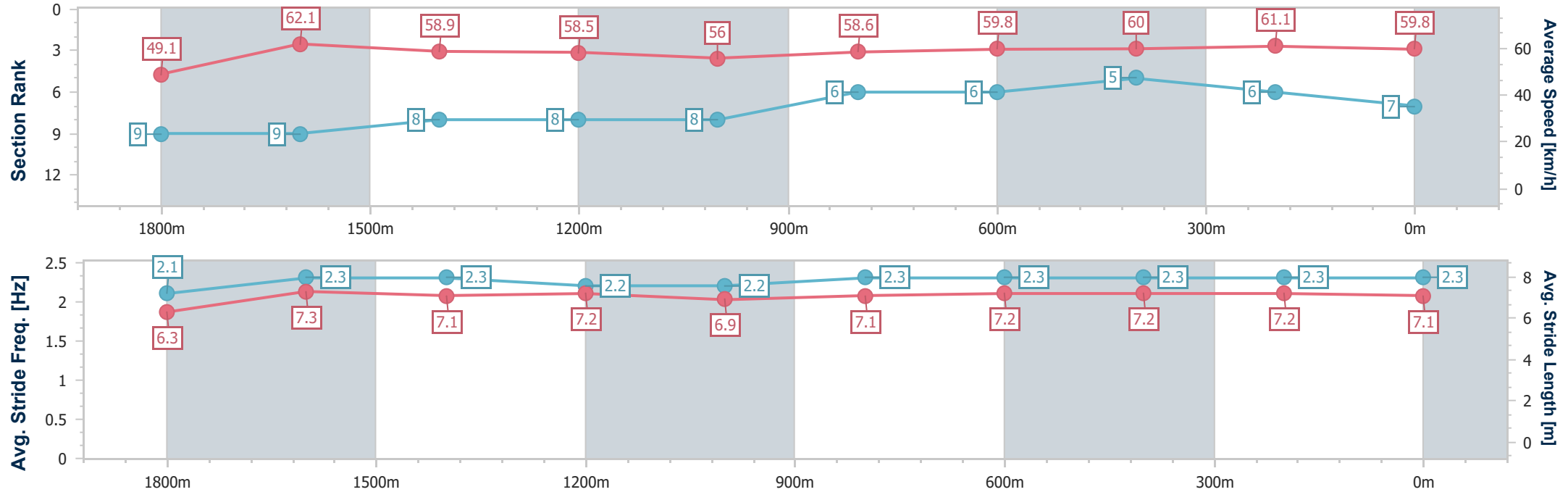
Horse/Jockey Name	Brave Boy
Final Rank	7
Fastest Section Time (Section)	0:11.77 (1800m)
Top Speed [km/h] (Section)	63.9 (1800m)
Race State	Finished



GattonProfessional
Race 3: FALVEY'S HOTEL GATTON BENCHMARK 58 Handicap
- 2000m
25 January 2026 - 14:10
Track Rating: Good 4, Weather: Fine, Rail Position: Out 1m 900-450; True Remainder.



Section	Overall	1800m	1600m	1400m	1200m	1000m	800m	600m	400m	200m			
Section Times	2:04.41 [7] (0:14.65)	1:49.76 [9] (0:11.77)	1:37.99 [9] (0:12.29)	1:25.70 [8] (0:12.29)	1:13.41 [8] (0:13.02)	1:00.39 [8] (0:12.39)	0:48.00 [6] (0:12.11)	0:35.89 [6] (0:12.04)	0:23.85 [5] (0:11.77)	0:12.08 [6] (0:12.08)			
Average Speed [km/h]	49.1	62.1	58.9	58.5	56.0	58.6	59.8	60.0	61.1	59.8			
Top Speed [km/h]	63.2	63.9	59.8	59.6	58.4	59.5	61.5	61.3	62.9	61.0			
Avg. Dist. to Rail [m]	7.2	2.6	1.7	2.1	2.2	2.3	2.7	0.8	0.5	2.2			
Avg. Stride Freq. [Hz]	2.1	2.3	2.3	2.2	2.2	2.3	2.3	2.3	2.3	2.3			
Avg. Stride Length [m]	6.3	7.3	7.1	7.2	6.9	7.1	7.2	7.2	7.2	7.1			





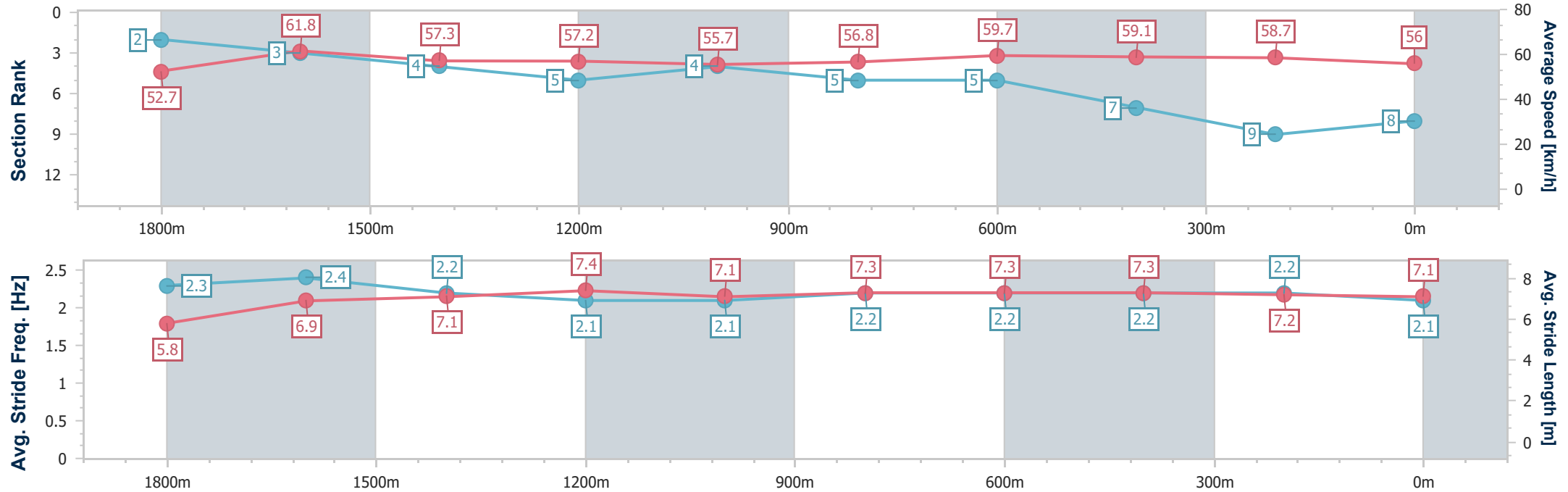
Horse/Jockey Name	Beta Better
Final Rank	8
Fastest Section Time (Section)	0:11.72 (1800m)
Top Speed [km/h] (Section)	66.2 (Overall)
Race State	Finished



GattonProfessional
Race 3: FALVEY'S HOTEL GATTON BENCHMARK 58 Handicap
- 2000m
25 January 2026 - 14:10
Track Rating: Good 4, Weather: Fine, Rail Position: Out 1m 900-450; True Remainder.



Section	Overall	1800m	1600m	1400m	1200m	1000m	800m	600m	400m	200m			
Section Times	2:06.03 [8] (0:13.66)	1:52.37 [2] (0:11.72)	1:40.65 [3] (0:12.57)	1:28.08 [4] (0:12.60)	1:15.48 [5] (0:13.04)	1:02.44 [4] (0:12.76)	0:49.68 [5] (0:12.09)	0:37.59 [5] (0:12.40)	0:25.19 [7] (0:12.30)	0:12.89 [9] (0:12.89)			
Average Speed [km/h]	52.7	61.8	57.3	57.2	55.7	56.8	59.7	59.1	58.7	56.0			
Top Speed [km/h]	66.2	66.1	58.9	58.7	56.2	57.3	61.0	60.8	59.2	60.1			
Avg. Dist. to Rail [m]	1.4	1.1	0.8	1.4	1.4	1.8	2.6	2.7	2.5	3.1			
Avg. Stride Freq. [Hz]	2.3	2.4	2.2	2.1	2.1	2.2	2.2	2.2	2.2	2.1			
Avg. Stride Length [m]	5.8	6.9	7.1	7.4	7.1	7.3	7.3	7.3	7.2	7.1			





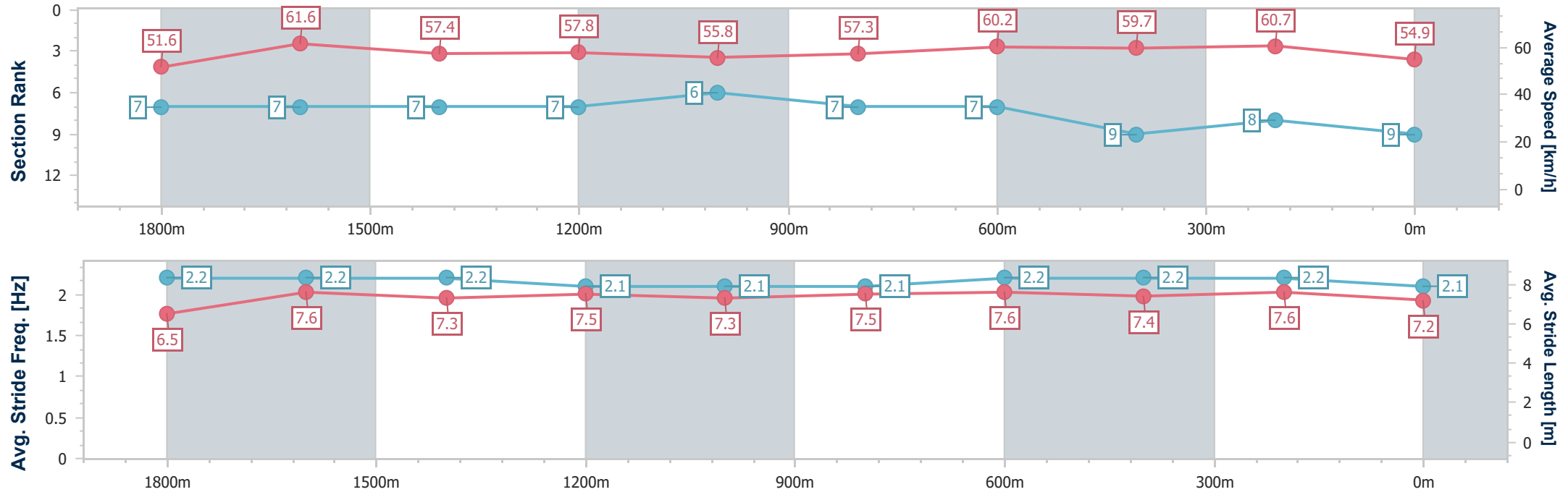
Horse/Jockey Name	Decarbonise
Final Rank	9
Fastest Section Time (Section)	0:11.82 (1800m)
Top Speed [km/h] (Section)	63.6 (Overall)
Race State	Finished



GattonProfessional
Race 3: FALVEY'S HOTEL GATTON BENCHMARK 58 Handicap
- 2000m
25 January 2026 - 14:10
Track Rating: Good 4, Weather: Fine, Rail Position: Out 1m 900-450; True Remainder.



Section	Overall	1800m	1600m	1400m	1200m	1000m	800m	600m	400m	200m			
Section Times	2:06.09 [9] (0:13.95)	1:52.14 [7] (0:11.82)	1:40.32 [7] (0:12.64)	1:27.68 [7] (0:12.43)	1:15.25 [7] (0:13.07)	1:02.18 [6] (0:12.67)	0:49.51 [7] (0:12.08)	0:37.43 [7] (0:12.31)	0:25.12 [9] (0:11.97)	0:13.15 [8] (0:13.15)			
Average Speed [km/h]	51.6	61.6	57.4	57.8	55.8	57.3	60.2	59.7	60.7	54.9			
Top Speed [km/h]	63.6	63.6	59.6	59.4	56.8	58.5	60.8	60.8	62.4	58.1			
Avg. Dist. to Rail [m]	6.8	2.1	1.8	2.2	2.2	2.5	3.2	3.4	5.4	6.4			
Avg. Stride Freq. [Hz]	2.2	2.2	2.2	2.1	2.1	2.1	2.2	2.2	2.2	2.1			
Avg. Stride Length [m]	6.5	7.6	7.3	7.5	7.3	7.5	7.6	7.4	7.6	7.2			



Track Rating: Good 4, Weather: Fine, Rail Position: Out 1m 900-450; True Remainder.

Section		Overall				1000m				800m				600m				400m				200m				Last 600m			
Field Times		1:03.16 (0:08.11)				0:55.05 (0:10.82)				0:44.23 (0:10.98)				0:33.25 (0:11.07)				0:22.18 (0:10.82)				0:11.36 (0:11.36)				0:33.25			
Rank	TAB	Horse/Jockey	Barrier	Top Speed [km/h]	Fastest Section																					Margin		Distance Travelled [m]	
1	6	VIALE	4	67.8	0:08.11	1:03.16 [1]	0:55.05 [1]	0:44.23 [1]	0:33.25 [1]	0:22.18 [1]	0:11.36 [1]	1:03.16	0:33.25																
		Chelsea Baker		1000m	Overall	(0:08.11)	(0:10.82)	(0:10.98)	(0:11.07)	(0:10.82)	(0:11.36)																		
2	1	THE HAMO	6	67.3	0:08.15	1:03.85 [2]	0:55.70 [2]	0:44.77 [2]	0:33.75 [2]	0:22.53 [2]	0:11.57 [2]	4.11L	0:33.75																
		Rob Thorburn		800m	Overall	(0:08.15)	(0:10.93)	(0:11.02)	(0:11.22)	(0:10.96)	(0:11.57)																		
3	5	A LOT OF BOOTY	7	67.1	0:08.21	1:03.98 [3]	0:55.77 [3]	0:44.72 [4]	0:33.70 [4]	0:22.41 [4]	0:11.39 [4]	4.82L	0:33.70																
		Adam Sewell		1000m	Overall	(0:08.21)	(0:11.05)	(0:11.02)	(0:11.29)	(0:11.02)	(0:11.39)																		
4	3	SIR MAURICE	1	68.0	0:08.48	1:04.00 [4]	0:55.52 [7]	0:44.49 [5]	0:33.54 [5]	0:22.26 [5]	0:11.41 [5]	4.98L	0:33.54																
		Damien Boche		1000m	Overall	(0:08.48)	(0:11.03)	(0:10.95)	(0:11.28)	(0:10.85)	(0:11.41)																		
5	4	IN NO DOUBT	3	67.6	0:08.23	1:04.04 [5]	0:55.81 [4]	0:44.80 [3]	0:33.80 [3]	0:22.57 [3]	0:11.61 [3]	5.22L	0:33.80																
		Micheal Hellyer		1000m	Overall	(0:08.23)	(0:11.01)	(0:11.00)	(0:11.23)	(0:10.96)	(0:11.61)																		
6	8	KELANOA	2	66.6	0:08.23	1:04.09 [6]	0:55.86 [5]	0:44.49 [6]	0:33.42 [7]	0:22.34 [6]	0:11.39 [6]	5.49L	0:33.42																
		Les Tilley		400m	Overall	(0:08.23)	(0:11.37)	(0:11.07)	(0:11.08)	(0:10.95)	(0:11.39)																		
7	2	MERCHANT LADY	8	68.3	0:08.57	1:04.48 [7]	0:55.91 [8]	0:44.56 [8]	0:33.81 [6]	0:22.48 [7]	0:11.49 [7]	7.76L	0:33.81																
		Brandon Lerena		800m	Overall	(0:08.57)	(0:11.35)	(0:10.75)	(0:11.33)	(0:10.99)	(0:11.49)																		
8	11	HEADLINE LEGEND	5	66.6	0:08.36	1:04.75 [8]	0:56.39 [6]	0:44.93 [7]	0:33.91 [8]	0:22.50 [8]	0:11.46 [8]	9.37L	0:33.91																
		Bailie Baker		800m	Overall	(0:08.36)	(0:11.46)	(0:11.02)	(0:11.41)	(0:11.04)	(0:11.46)																		

Scratched: Grand Crusader (#7), Denetta (#9), Extreme Ally (#10)



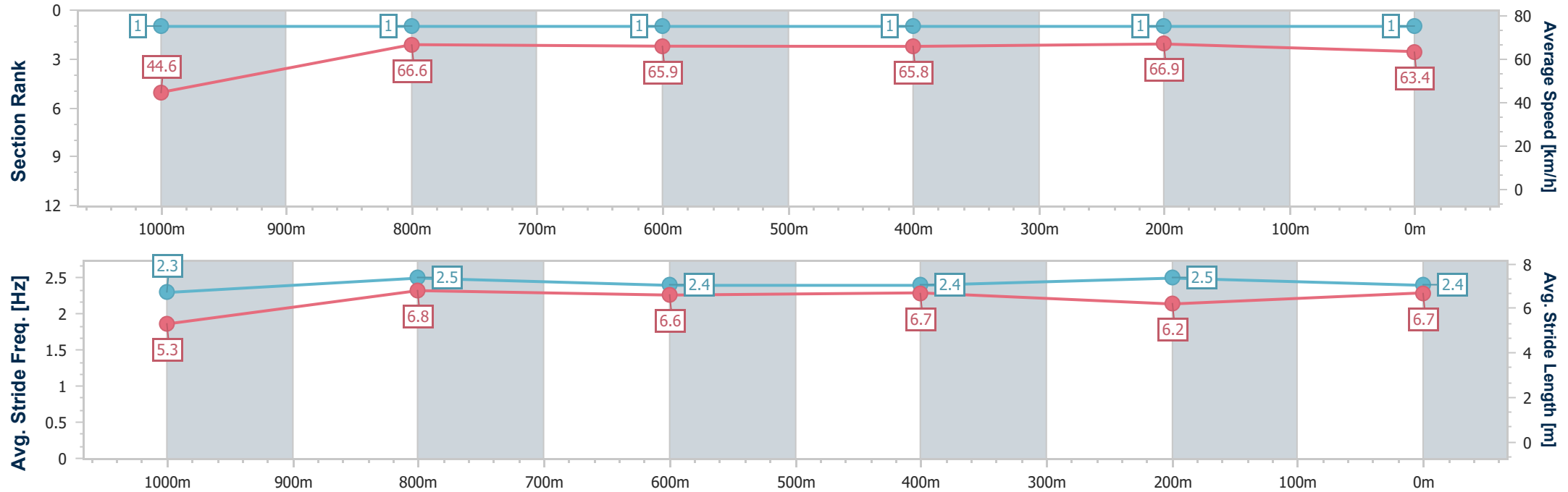
Horse/Jockey Name	Viale
Final Rank	1
Fastest Section Time (Section)	0:08.11 (Overall)
Top Speed [km/h] (Section)	67.8 (1000m)
Race State	Finished



GattonProfessional
Race 4: HARMAN CONCRETING Class 3 Handicap - 1100m
25 January 2026 - 14:50
Track Rating: Good 4, Weather: Fine, Rail Position: Out 1m 900-450; True Remainder.



Section	Overall	1000m	800m	600m	400m	200m							
Section Times	1:03.16 [1] (0:08.11)	0:55.05 [1] (0:10.82)	0:44.23 [1] (0:10.98)	0:33.25 [1] (0:11.07)	0:22.18 [1] (0:10.82)	0:11.36 [1] (0:11.36)							
Average Speed [km/h]	44.6	66.6	65.9	65.8	66.9	63.4							
Top Speed [km/h]	64.6	67.8	67.2	67.1	67.8	66.0							
Avg. Dist. to Rail [m]	4.3	1.4	1.1	2.0	3.7	3.3							
Avg. Stride Freq. [Hz]	2.3	2.5	2.4	2.4	2.5	2.4							
Avg. Stride Length [m]	5.3	6.8	6.6	6.7	6.2	6.7							



[] Ranking at each section and finish
- - - - No data available at this section
NA No data available



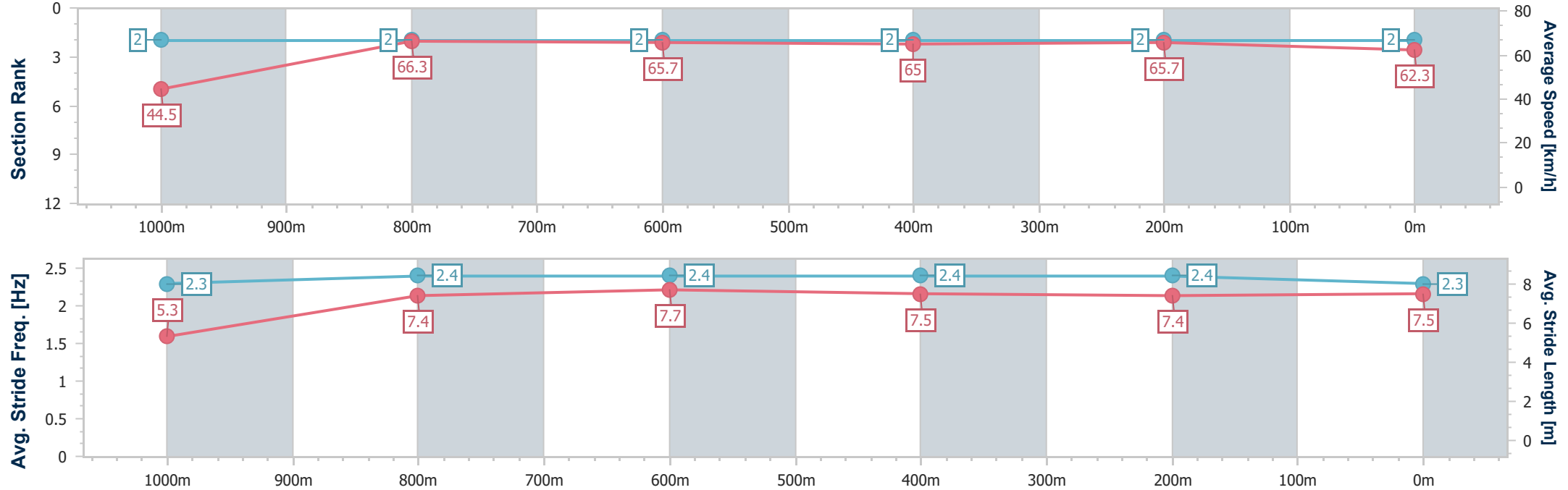
Horse/Jockey Name	The Hamo
Final Rank	2
Fastest Section Time (Section)	0:08.15 (Overall)
Top Speed [km/h] (Section)	67.3 (800m)
Race State	Finished



GattonProfessional
Race 4: HARMAN CONCRETING Class 3 Handicap - 1100m
25 January 2026 - 14:50
Track Rating: Good 4, Weather: Fine, Rail Position: Out 1m 900-450; True Remainder.



Section	Overall	1000m	800m	600m	400m	200m								
Section Times	1:03.85 [2] (0:08.15)	0:55.70 [2] (0:10.93)	0:44.77 [2] (0:11.02)	0:33.75 [2] (0:11.22)	0:22.53 [2] (0:10.96)	0:11.57 [2] (0:11.57)								
Average Speed [km/h]	44.5	66.3	65.7	65.0	65.7	62.3								
Top Speed [km/h]	66.2	67.1	67.3	66.2	66.9	65.3								
Avg. Dist. to Rail [m]	6.1	2.5	1.7	1.8	1.7	1.6								
Avg. Stride Freq. [Hz]	2.3	2.4	2.4	2.4	2.4	2.3								
Avg. Stride Length [m]	5.3	7.4	7.7	7.5	7.4	7.5								





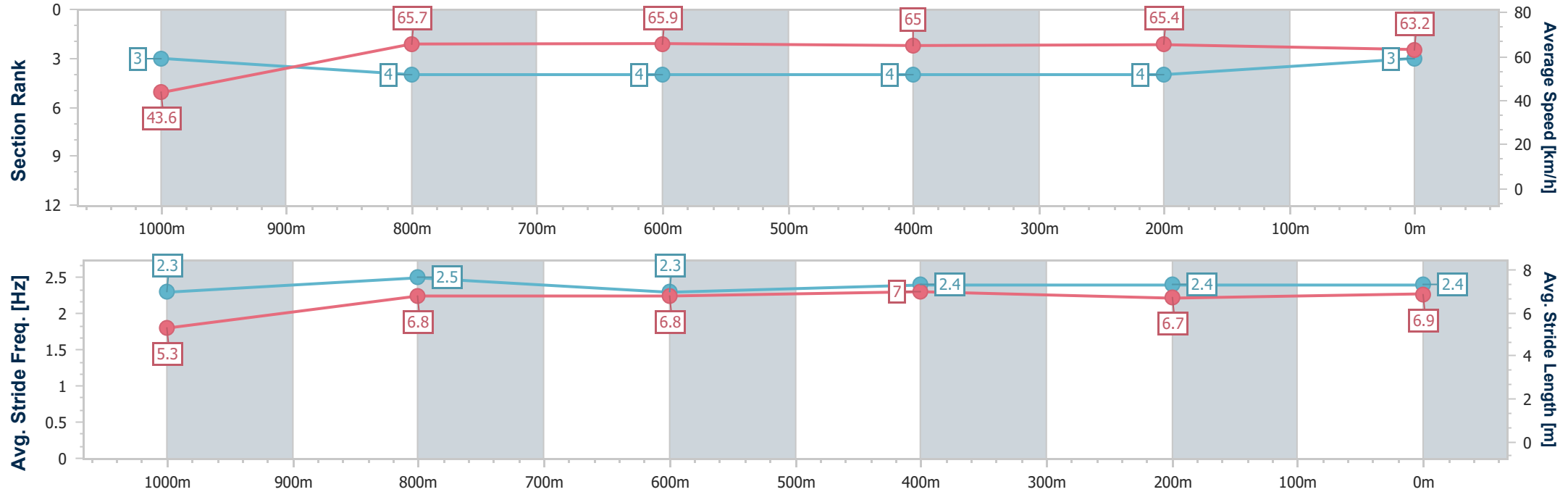
Horse/Jockey Name	A Lot Of Booty
Final Rank	3
Fastest Section Time (Section)	0:08.21 (Overall)
Top Speed [km/h] (Section)	67.1 (1000m)
Race State	Finished



GattonProfessional
Race 4: HARMAN CONCRETING Class 3 Handicap - 1100m
25 January 2026 - 14:50
Track Rating: Good 4, Weather: Fine, Rail Position: Out 1m 900-450; True Remainder.



Section	Overall	1000m	800m	600m	400m	200m								
Section Times	1:03.98 [3] (0:08.21)	0:55.77 [3] (0:11.05)	0:44.72 [4] (0:11.02)	0:33.70 [4] (0:11.29)	0:22.41 [4] (0:11.02)	0:11.39 [4] (0:11.39)								
Average Speed [km/h]	43.6	65.7	65.9	65.0	65.4	63.2								
Top Speed [km/h]	61.9	67.1	66.9	66.0	66.3	65.6								
Avg. Dist. to Rail [m]	7.1	3.4	2.6	2.5	3.3	5.2								
Avg. Stride Freq. [Hz]	2.3	2.5	2.3	2.4	2.4	2.4								
Avg. Stride Length [m]	5.3	6.8	6.8	7.0	6.7	6.9								





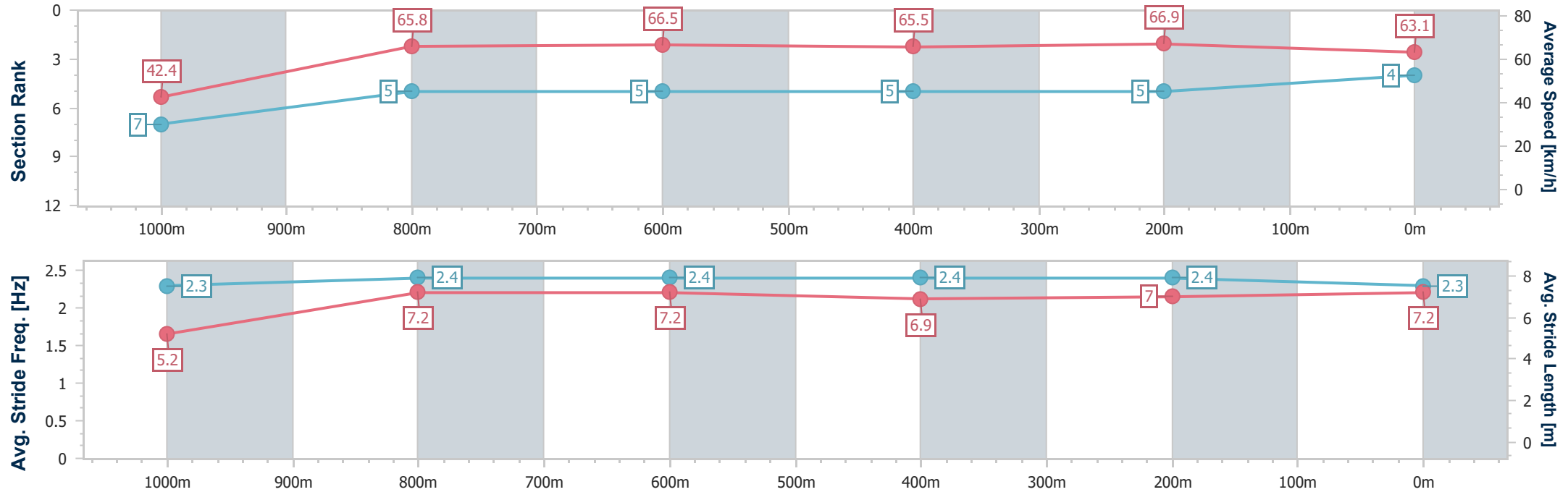
Horse/Jockey Name	Sir Maurice
Final Rank	4
Fastest Section Time (Section)	0:08.48 (Overall)
Top Speed [km/h] (Section)	68.0 (1000m)
Race State	Finished



GattonProfessional
Race 4: HARMAN CONCRETING Class 3 Handicap - 1100m
25 January 2026 - 14:50
Track Rating: Good 4, Weather: Fine, Rail Position: Out 1m 900-450; True Remainder.



Section	Overall	1000m	800m	600m	400m	200m							
Section Times	1:04.00 [4] (0:08.48)	0:55.52 [7] (0:11.03)	0:44.49 [5] (0:10.95)	0:33.54 [5] (0:11.28)	0:22.26 [5] (0:10.85)	0:11.41 [5] (0:11.41)							
Average Speed [km/h]	42.4	65.8	66.5	65.5	66.9	63.1							
Top Speed [km/h]	63.1	68.0	67.9	66.1	67.7	65.8							
Avg. Dist. to Rail [m]	1.6	2.6	3.9	4.1	5.4	6.9							
Avg. Stride Freq. [Hz]	2.3	2.4	2.4	2.4	2.4	2.3							
Avg. Stride Length [m]	5.2	7.2	7.2	6.9	7.0	7.2							





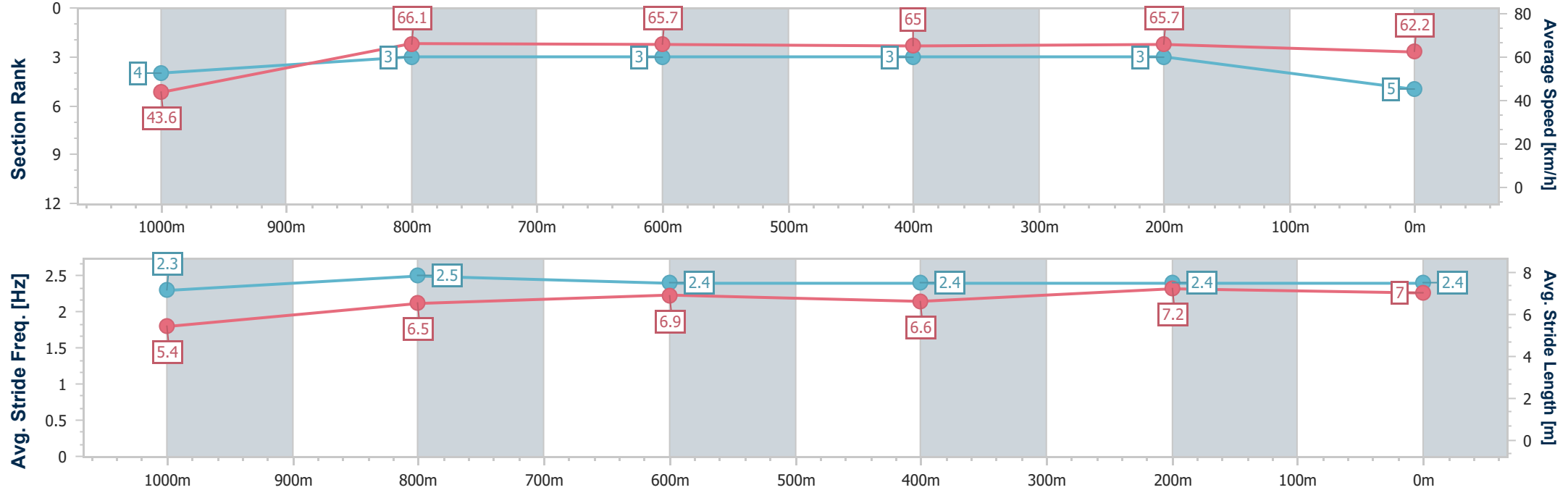
Horse/Jockey Name	In No Doubt
Final Rank	5
Fastest Section Time (Section)	0:08.23 (Overall)
Top Speed [km/h] (Section)	67.6 (1000m)
Race State	Finished



GattonProfessional
Race 4: HARMAN CONCRETING Class 3 Handicap - 1100m
25 January 2026 - 14:50
Track Rating: Good 4, Weather: Fine, Rail Position: Out 1m 900-450; True Remainder.



Section	Overall	1000m	800m	600m	400m	200m								
Section Times	1:04.04 [5] (0:08.23)	0:55.81 [4] (0:11.01)	0:44.80 [3] (0:11.00)	0:33.80 [3] (0:11.23)	0:22.57 [3] (0:10.96)	0:11.61 [3] (0:11.61)								
Average Speed [km/h]	43.6	66.1	65.7	65.0	65.7	62.2								
Top Speed [km/h]	61.7	67.6	66.5	66.5	67.2	65.4								
Avg. Dist. to Rail [m]	3.3	2.5	2.5	2.2	1.3	1.9								
Avg. Stride Freq. [Hz]	2.3	2.5	2.4	2.4	2.4	2.4								
Avg. Stride Length [m]	5.4	6.5	6.9	6.6	7.2	7.0								



[] Ranking at each section and finish
-.-.- No data available at this section
NA No data available



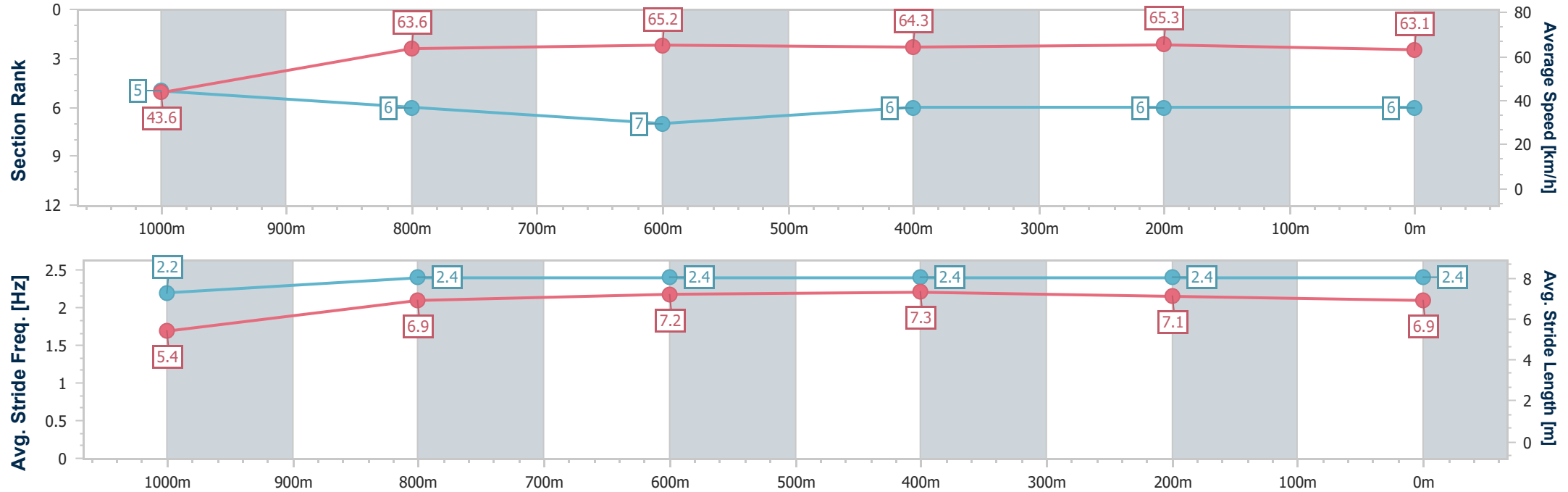
Horse/Jockey Name	Kelanoa
Final Rank	6
Fastest Section Time (Section)	0:08.23 (Overall)
Top Speed [km/h] (Section)	66.6 (400m)
Race State	Finished



GattonProfessional
Race 4: HARMAN CONCRETING Class 3 Handicap - 1100m
25 January 2026 - 14:50
Track Rating: Good 4, Weather: Fine, Rail Position: Out 1m 900-450; True Remainder.



Section	Overall	1000m	800m	600m	400m	200m							
Section Times	1:04.09 [6] (0:08.23)	0:55.86 [5] (0:11.37)	0:44.49 [6] (0:11.07)	0:33.42 [7] (0:11.08)	0:22.34 [6] (0:10.95)	0:11.39 [6] (0:11.39)							
Average Speed [km/h]	43.6	63.6	65.2	64.3	65.3	63.1							
Top Speed [km/h]	60.0	66.5	66.5	65.8	66.6	65.3							
Avg. Dist. to Rail [m]	1.7	1.4	1.0	2.1	2.7	1.1							
Avg. Stride Freq. [Hz]	2.2	2.4	2.4	2.4	2.4	2.4							
Avg. Stride Length [m]	5.4	6.9	7.2	7.3	7.1	6.9							





Horse/Jockey Name	Merchant Lady
Final Rank	7
Fastest Section Time (Section)	0:08.57 (Overall)
Top Speed [km/h] (Section)	68.3 (800m)
Race State	Finished



GattonProfessional

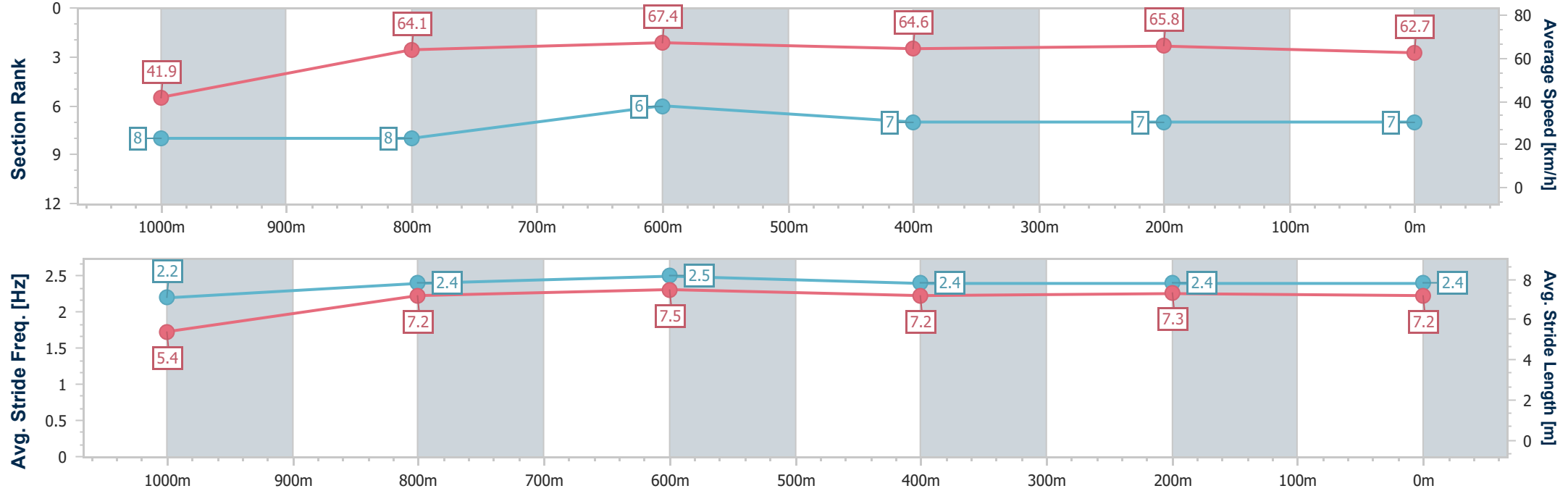
Race 4: HARMAN CONCRETING Class 3 Handicap - 1100m

25 January 2026 - 14:50

Track Rating: Good 4, Weather: Fine, Rail Position: Out 1m 900-450; True Remainder.



Section	Overall	1000m	800m	600m	400m	200m							
Section Times	1:04.48 [7] (0:08.57)	0:55.91 [8] (0:11.35)	0:44.56 [8] (0:10.75)	0:33.81 [6] (0:11.33)	0:22.48 [7] (0:10.99)	0:11.49 [7] (0:11.49)							
Average Speed [km/h]	41.9	64.1	67.4	64.6	65.8	62.7							
Top Speed [km/h]	61.3	67.3	68.3	65.0	66.6	65.6							
Avg. Dist. to Rail [m]	8.1	2.8	2.2	2.8	3.1	5.6							
Avg. Stride Freq. [Hz]	2.2	2.4	2.5	2.4	2.4	2.4							
Avg. Stride Length [m]	5.4	7.2	7.5	7.2	7.3	7.2							





Horse/Jockey Name	Headline Legend
Final Rank	8
Fastest Section Time (Section)	0:08.36 (Overall)
Top Speed [km/h] (Section)	66.6 (800m)
Race State	Finished



GattonProfessional

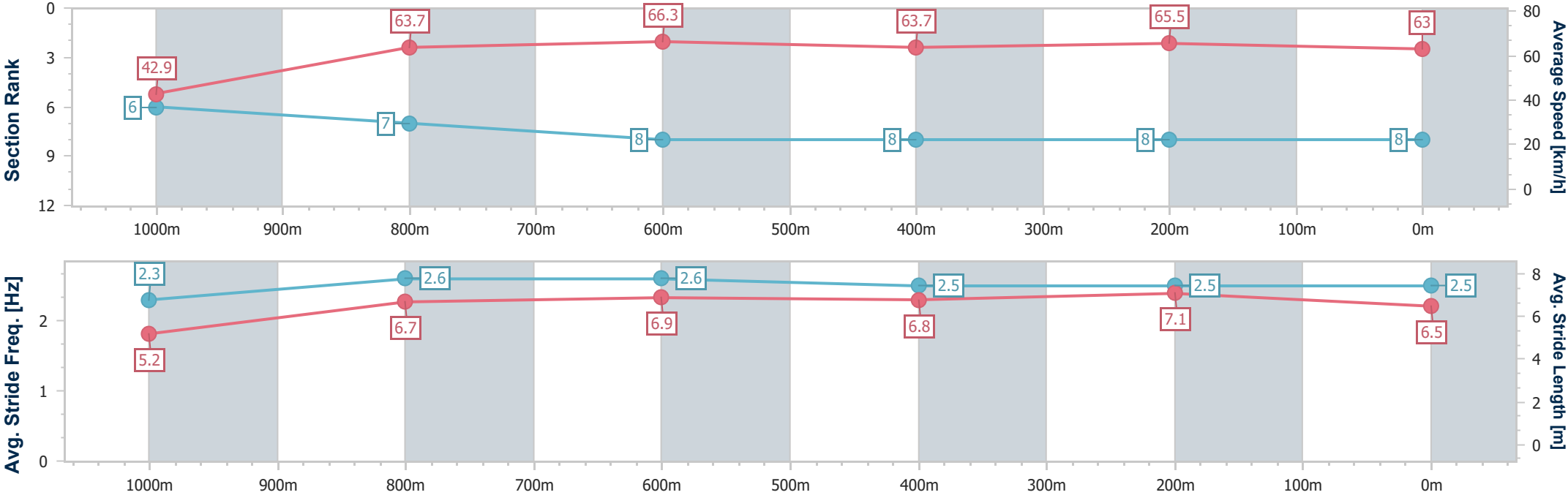
Race 4: HARMAN CONCRETING Class 3 Handicap - 1100m

25 January 2026 - 14:50

Track Rating: Good 4, Weather: Fine, Rail Position: Out 1m 900-450; True Remainder.



Section	Overall	1000m	800m	600m	400m	200m							
Section Times	1:04.75 [8] (0:08.36)	0:56.39 [6] (0:11.46)	0:44.93 [7] (0:11.02)	0:33.91 [8] (0:11.41)	0:22.50 [8] (0:11.04)	0:11.46 [8] (0:11.46)							
Average Speed [km/h]	42.9	63.7	66.3	63.7	65.5	63.0							
Top Speed [km/h]	61.6	66.4	66.6	65.3	66.3	65.8							
Avg. Dist. to Rail [m]	5.2	3.8	3.9	2.3	2.8	6.0							
Avg. Stride Freq. [Hz]	2.3	2.6	2.6	2.5	2.5	2.5							
Avg. Stride Length [m]	5.2	6.7	6.9	6.8	7.1	6.5							



GattonProfessional

Race 5: LADBROKES BIG BETS QTIS Three-Year-Old Maiden Plate - 1100m

25 January 2026 - 15:28

Track Rating: Good 4, Weather: Fine, Rail Position: Out 1m 900-450; True Remainder.

Section						Overall	1000m	800m	600m	400m	200m	Last 600m	
Field Times						1:04.26 (0:07.90)	0:56.36 (0:10.85)	0:45.51 (0:10.94)	0:34.57 (0:11.29)	0:23.28 (0:11.33)	0:11.95 (0:11.95)	0:34.57	
Rank	TAB	Horse/Jockey	Barrier	Top Speed [km/h]	Fastest Section							Margin	Distance Travelled [m]
1	2	CAPTAIN BULL	1	68.9	0:08.18	1:04.26 [1]	0:56.08 [5]	0:45.48 [2]	0:34.54 [2]	0:23.28 [1]	0:11.95 [1]	1:04.26	0:34.54
		Kyle Wilson-Taylor		1000m	Overall	(0:08.18)	(0:10.60)	(0:10.94)	(0:11.26)	(0:11.33)	(0:11.95)		
2	8	GEITZ	11	68.2	0:08.60	1:04.42 [2]	0:55.82 [11]	0:44.73 [10]	0:33.89 [10]	0:22.43 [8]	0:11.46 [4]	0.96L	0:33.89 +13
		Fred Larson		800m	Overall	(0:08.60)	(0:11.09)	(0:10.84)	(0:11.46)	(0:10.97)	(0:11.46)		
3	10	MISHANI TREASURE	2	67.8	0:08.32	1:04.76 [3]	0:56.44 [8]	0:45.47 [7]	0:34.50 [7]	0:22.90 [6]	0:11.68 [5]	2.94L	0:34.50 +5
		Olivia Kendal		1000m	Overall	(0:08.32)	(0:10.97)	(0:10.97)	(0:11.60)	(0:11.22)	(0:11.68)		
4	5	MR HILTON	9	68.1	0:07.90	1:04.82 [4]	0:56.92 [1]	0:46.07 [1]	0:35.05 [3]	0:23.75 [3]	0:12.37 [2]	3.29L	0:35.05 +9
		Michael Murphy		1000m	Overall	(0:07.90)	(0:10.85)	(0:11.02)	(0:11.30)	(0:11.38)	(0:12.37)		
5	6	RUTHVEN RUSH	10	71.2	0:08.22	1:04.85 [5]	0:56.63 [6]	0:45.73 [4]	0:35.16 [1]	0:23.80 [2]	0:12.38 [3]	3.52L	0:35.16 +11
		Montanna Savva		800m	Overall	(0:08.22)	(0:10.90)	(0:10.57)	(0:11.36)	(0:11.42)	(0:12.38)		
6	15	VALADORE	6	67.8	0:08.08	1:05.51 [6]	0:57.43 [3]	0:46.30 [6]	0:35.33 [5]	0:23.98 [4]	0:12.32 [6]	7.38L	0:35.33 +2
		Micheal Hellyer		800m	Overall	(0:08.08)	(0:11.13)	(0:10.97)	(0:11.35)	(0:11.66)	(0:12.32)		
7	7	SPOILT ROTTEN	4	67.7	0:08.11	1:05.72 [7]	0:57.61 [4]	0:46.63 [3]	0:35.69 [4]	0:24.13 [5]	0:12.47 [7]	8.59L	0:35.69 +3
		Georgina Cartwright		800m	Overall	(0:08.11)	(0:10.98)	(0:10.94)	(0:11.56)	(0:11.66)	(0:12.47)		
8	19	GENUINE ARTICLE	3	67.6	0:08.65	1:05.89 [8]	0:57.24 [12]	0:46.08 [12]	0:35.22 [12]	0:23.88 [9]	0:12.38 [8]	9.63L	0:35.22 -4
		Tiffani Brooker		800m	Overall	(0:08.65)	(0:11.16)	(0:10.86)	(0:11.34)	(0:11.50)	(0:12.38)		
9	11	ONE OF THEM GIRLS	5	67.3	0:08.06	1:06.19 [9]	0:58.13 [2]	0:47.02 [5]	0:36.00 [6]	0:24.31 [7]	0:12.43 [9]	11.36L	0:36.00 +12
		Samantha Pointon		800m	Overall	(0:08.06)	(0:11.11)	(0:11.02)	(0:11.69)	(0:11.88)	(0:12.43)		
10	16	PICKA POPPY	12	69.0	0:08.50	1:06.21 [10]	0:57.71 [10]	0:46.48 [11]	0:35.64 [11]	0:23.86 [12]	0:12.23 [12]	11.49L	0:35.64 +19
		Amy Graham		800m	Overall	(0:08.50)	(0:11.23)	(0:10.84)	(0:11.78)	(0:11.63)	(0:12.23)		

Scratched: Nasiron (#14), Betterindanude (#13), Brave Horatius (#1), Storm In Seattle (#18), Outatick (#17), Them Girls Lightup (#12), Drumshanbo (#4), Poised Tycoon (#20)



GattonProfessional

Race 5: LADBROKES BIG BETS QTIS Three-Year-Old Maiden Plate - 1100m

25 January 2026 - 15:28



LOCKYER VALLEY
TURF CLUB

Track Rating: Good 4, Weather: Fine, Rail Position: Out 1m 900-450; True Remainder.

Section					Overall	1000m	800m	600m	400m	200m	Last 600m			
Field Times					1:04.26 (0:07.90)	0:56.36 (0:10.85)	0:45.51 (0:10.94)	0:34.57 (0:11.29)	0:23.28 (0:11.33)	0:11.95 (0:11.95)	0:34.57			
Rank	TAB	Horse/Jockey	Barrier	Top Speed [km/h]	Fastest Section							Margin	Distance Travelled [m]	
11	9	LEARNERS' ROOM	7	67.9	0:08.47	1:06.32 [11]	0:57.85 [9]	0:46.78 [8]	0:35.91 [8]	0:24.17 [11]	0:12.50 [10]	12.11L	0:35.91	+8
		Karl Zechner		800m	Overall	(0:08.47)	(0:11.07)	(0:10.87)	(0:11.74)	(0:11.67)	(0:12.50)			
12	3	DRACARIAN	8	67.1	0:08.30	1:06.65 [12]	0:58.35 [7]	0:47.08 [9]	0:36.12 [9]	0:24.56 [10]	0:12.72 [11]	14.09L	0:36.12	+12
		Les Tilley		800m	Overall	(0:08.30)	(0:11.27)	(0:10.96)	(0:11.56)	(0:11.84)	(0:12.72)			

Scratched: Nasiron (#14), Betterindanude (#13), Brave Horatius (#1), Storm In Seattle (#18), Outatick (#17), Them Girls Lightup (#12), Drumshanbo (#4), Poised Tycoon (#20)



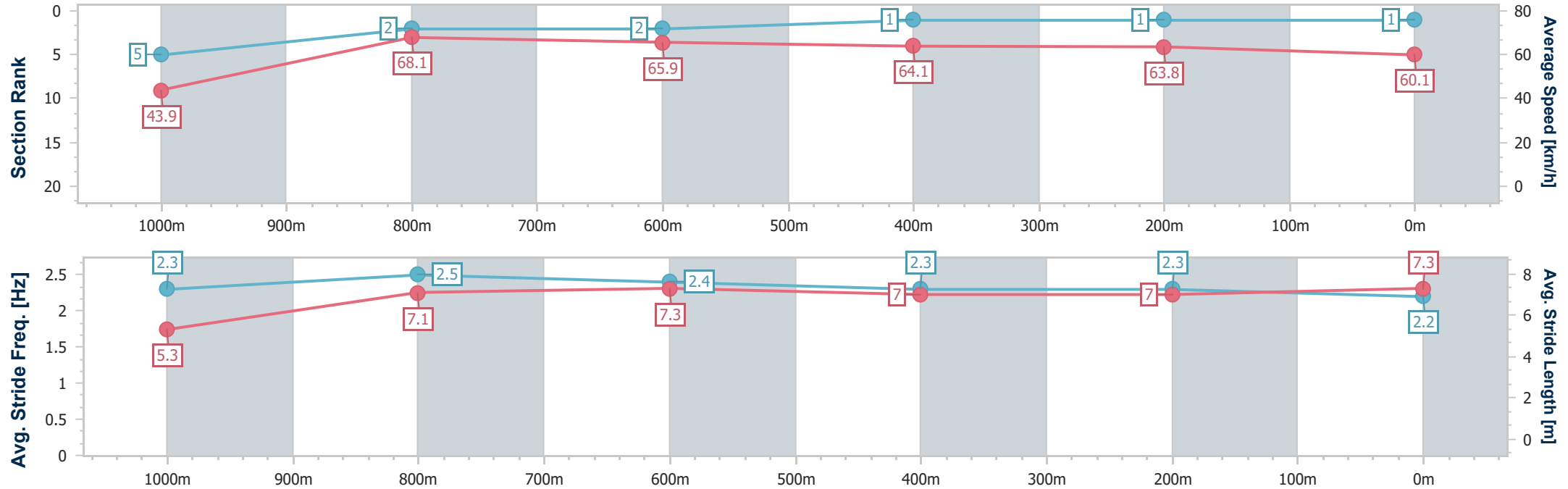
Horse/Jockey Name	Captain Bull
Final Rank	1
Fastest Section Time (Section)	0:08.18 (Overall)
Top Speed [km/h] (Section)	68.9 (1000m)
Race State	Finished



GattonProfessional
Race 5: LADBROKES BIG BETS QTIS Three-Year-Old Maiden
Plate - 1100m
25 January 2026 - 15:28
Track Rating: Good 4, Weather: Fine, Rail Position: Out 1m 900-450; True Remainder.



Section	Overall	1000m	800m	600m	400m	200m								
Section Times	1:04.26 [1] (0:08.18)	0:56.08 [5] (0:10.60)	0:45.48 [2] (0:10.94)	0:34.54 [2] (0:11.26)	0:23.28 [1] (0:11.33)	0:11.95 [1] (0:11.95)								
Average Speed [km/h]	43.9	68.1	65.9	64.1	63.8	60.1								
Top Speed [km/h]	66.7	68.9	67.8	67.1	64.8	62.2								
Avg. Dist. to Rail [m]	1.3	0.7	0.6	0.6	1.6	3.6								
Avg. Stride Freq. [Hz]	2.3	2.5	2.4	2.3	2.3	2.2								
Avg. Stride Length [m]	5.3	7.1	7.3	7.0	7.0	7.3								





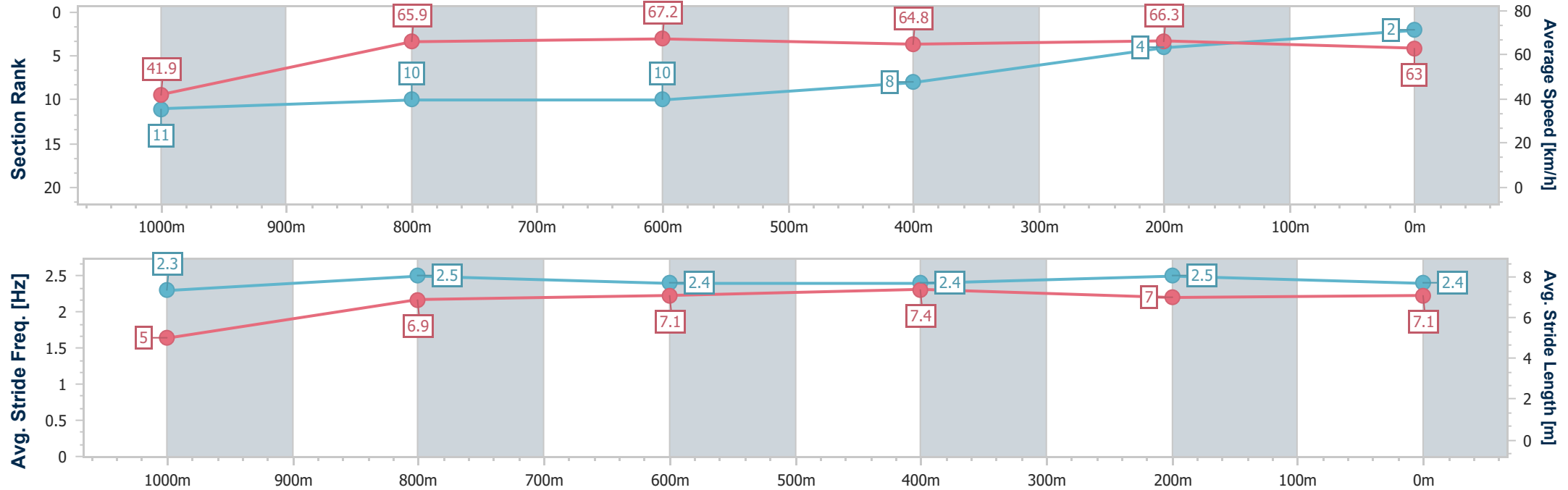
Horse/Jockey Name	Geitz
Final Rank	2
Fastest Section Time (Section)	0:08.60 (Overall)
Top Speed [km/h] (Section)	68.2 (800m)
Race State	Finished



GattonProfessional
Race 5: LADBROKES BIG BETS QTIS Three-Year-Old Maiden
Plate - 1100m
25 January 2026 - 15:28
Track Rating: Good 4, Weather: Fine, Rail Position: Out 1m 900-450; True Remainder.



Section	Overall	1000m	800m	600m	400m	200m								
Section Times	1:04.42 [2] (0:08.60)	0:55.82 [11] (0:11.09)	0:44.73 [10] (0:10.84)	0:33.89 [10] (0:11.46)	0:22.43 [8] (0:10.97)	0:11.46 [4] (0:11.46)								
Average Speed [km/h]	41.9	65.9	67.2	64.8	66.3	63.0								
Top Speed [km/h]	61.5	67.3	68.2	66.3	67.4	64.8								
Avg. Dist. to Rail [m]	9.2	3.5	3.7	4.9	7.0	10.9								
Avg. Stride Freq. [Hz]	2.3	2.5	2.4	2.4	2.5	2.4								
Avg. Stride Length [m]	5.0	6.9	7.1	7.4	7.0	7.1								





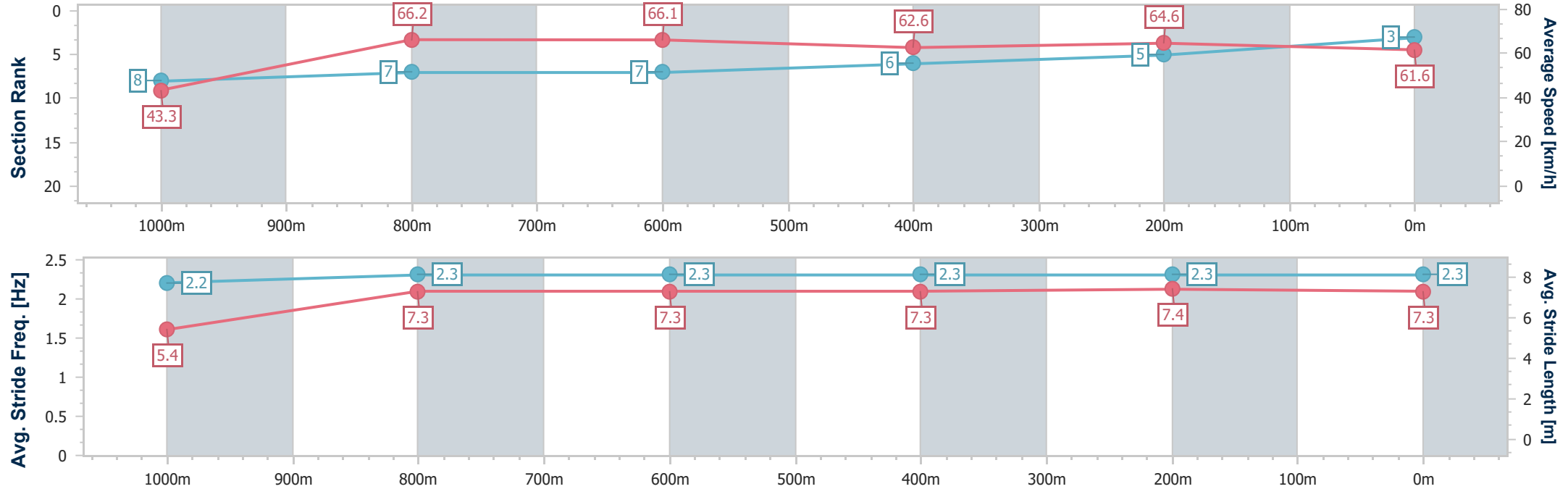
Horse/Jockey Name	Mishani Treasure
Final Rank	3
Fastest Section Time (Section)	0:08.32 (Overall)
Top Speed [km/h] (Section)	67.8 (1000m)
Race State	Finished



GattonProfessional
Race 5: LADBROKES BIG BETS QTIS Three-Year-Old Maiden
Plate - 1100m
25 January 2026 - 15:28
Track Rating: Good 4, Weather: Fine, Rail Position: Out 1m 900-450; True Remainder.



Section	Overall	1000m	800m	600m	400m	200m								
Section Times	1:04.76 [3] (0:08.32)	0:56.44 [8] (0:10.97)	0:45.47 [7] (0:10.97)	0:34.50 [7] (0:11.60)	0:22.90 [6] (0:11.22)	0:11.68 [5] (0:11.68)								
Average Speed [km/h]	43.3	66.2	66.1	62.6	64.6	61.6								
Top Speed [km/h]	62.6	67.8	67.6	64.6	65.3	64.3								
Avg. Dist. to Rail [m]	2.8	1.7	1.9	1.8	3.8	4.0								
Avg. Stride Freq. [Hz]	2.2	2.3	2.3	2.3	2.3	2.3								
Avg. Stride Length [m]	5.4	7.3	7.3	7.3	7.4	7.3								





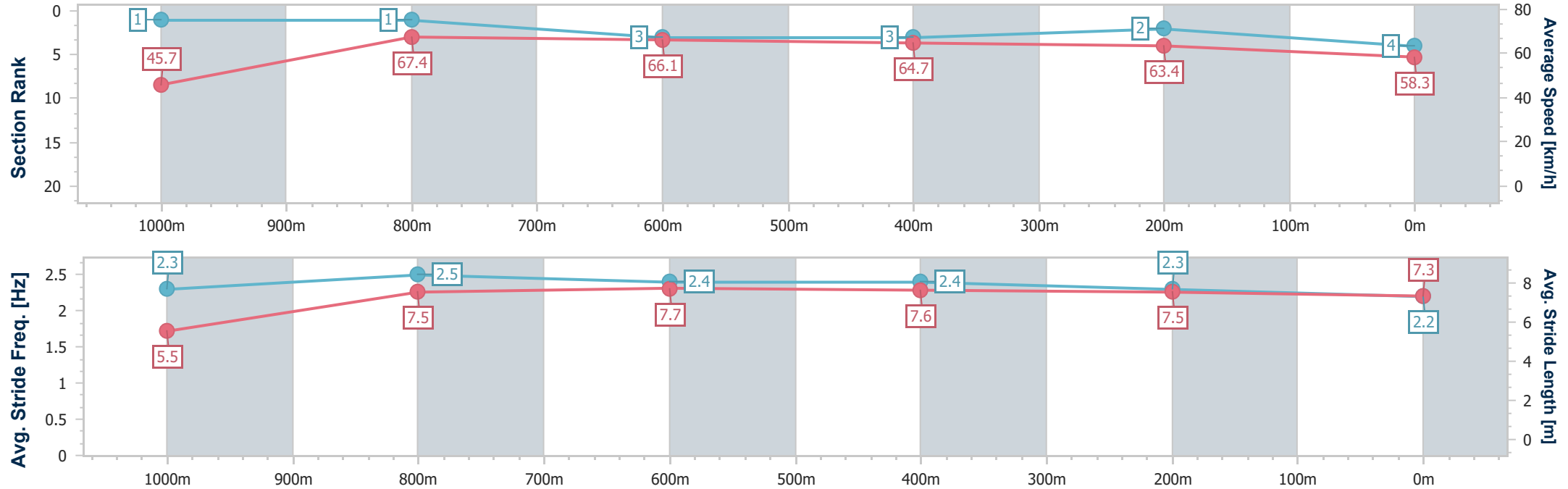
Horse/Jockey Name	Mr Hilton
Final Rank	4
Fastest Section Time (Section)	0:07.90 (Overall)
Top Speed [km/h] (Section)	68.1 (1000m)
Race State	Finished



GattonProfessional
Race 5: LADBROKES BIG BETS QTIS Three-Year-Old Maiden
Plate - 1100m
25 January 2026 - 15:28
Track Rating: Good 4, Weather: Fine, Rail Position: Out 1m 900-450; True Remainder.



Section	Overall	1000m	800m	600m	400m	200m								
Section Times	1:04.82 [4] (0:07.90)	0:56.92 [1] (0:10.85)	0:46.07 [1] (0:11.02)	0:35.05 [3] (0:11.30)	0:23.75 [3] (0:11.38)	0:12.37 [2] (0:12.37)								
Average Speed [km/h]	45.7	67.4	66.1	64.7	63.4	58.3								
Top Speed [km/h]	66.1	68.1	67.8	67.8	64.9	61.0								
Avg. Dist. to Rail [m]	9.3	4.5	4.1	2.7	2.3	5.4								
Avg. Stride Freq. [Hz]	2.3	2.5	2.4	2.4	2.3	2.2								
Avg. Stride Length [m]	5.5	7.5	7.7	7.6	7.5	7.3								





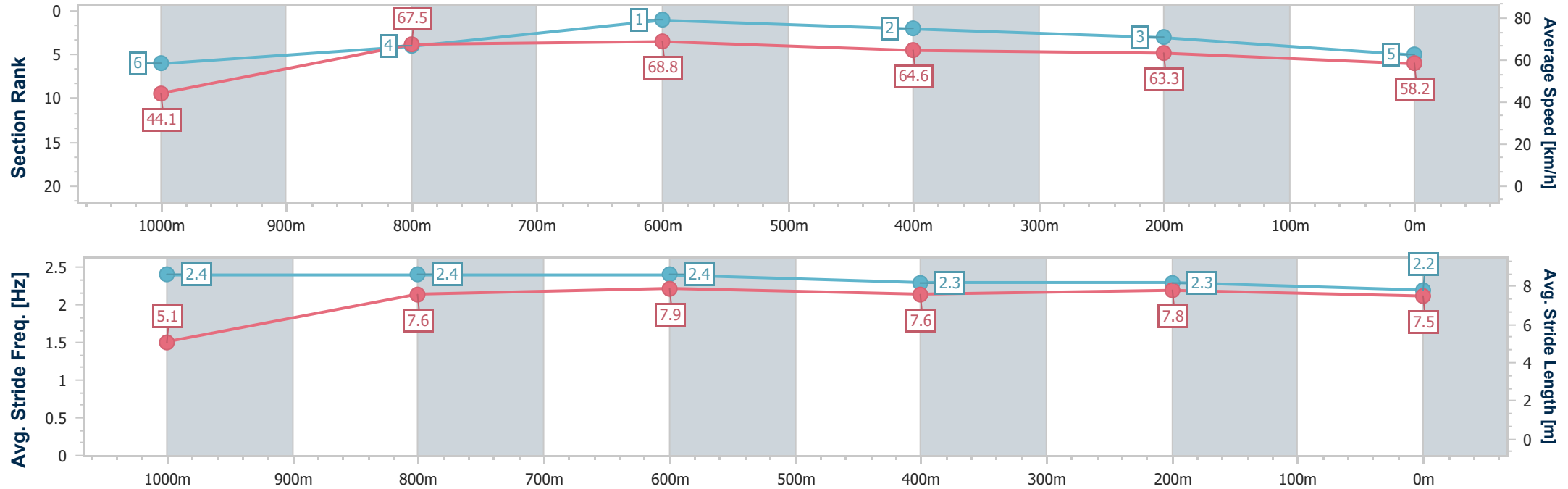
Horse/Jockey Name	Ruthven Rush
Final Rank	5
Fastest Section Time (Section)	0:08.22 (Overall)
Top Speed [km/h] (Section)	71.2 (800m)
Race State	Finished



GattonProfessional
Race 5: LADBROKES BIG BETS QTIS Three-Year-Old Maiden
Plate - 1100m
25 January 2026 - 15:28
Track Rating: Good 4, Weather: Fine, Rail Position: Out 1m 900-450; True Remainder.



Section	Overall	1000m	800m	600m	400m	200m								
Section Times	1:04.85 [5] (0:08.22)	0:56.63 [6] (0:10.90)	0:45.73 [4] (0:10.57)	0:35.16 [1] (0:11.36)	0:23.80 [2] (0:11.42)	0:12.38 [3] (0:12.38)								
Average Speed [km/h]	44.1	67.5	68.8	64.6	63.3	58.2								
Top Speed [km/h]	64.8	70.9	71.2	66.6	64.6	61.3								
Avg. Dist. to Rail [m]	9.0	6.3	4.0	2.9	4.0	6.0								
Avg. Stride Freq. [Hz]	2.4	2.4	2.4	2.3	2.3	2.2								
Avg. Stride Length [m]	5.1	7.6	7.9	7.6	7.8	7.5								





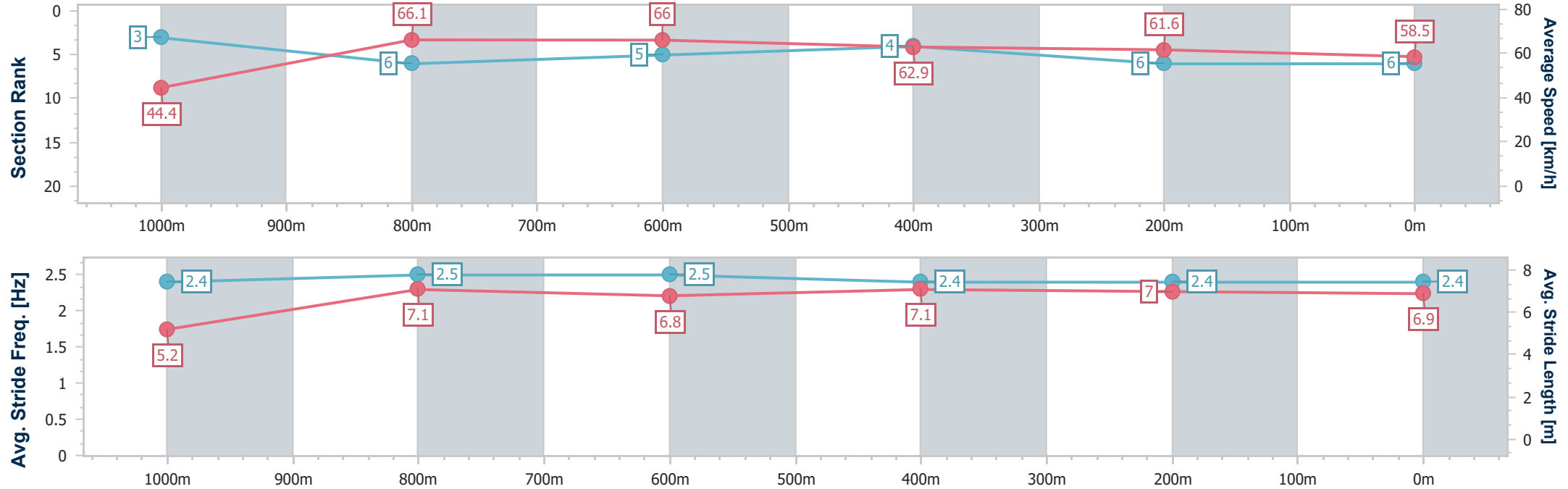
Horse/Jockey Name	Valadore
Final Rank	6
Fastest Section Time (Section)	0:08.08 (Overall)
Top Speed [km/h] (Section)	67.8 (800m)
Race State	Finished



GattonProfessional
Race 5: LADBROKES BIG BETS QTIS Three-Year-Old Maiden
Plate - 1100m
25 January 2026 - 15:28
Track Rating: Good 4, Weather: Fine, Rail Position: Out 1m 900-450; True Remainder.



Section	Overall	1000m	800m	600m	400m	200m							
Section Times	1:05.51 [6] (0:08.08)	0:57.43 [3] (0:11.13)	0:46.30 [6] (0:10.97)	0:35.33 [5] (0:11.35)	0:23.98 [4] (0:11.66)	0:12.32 [6] (0:12.32)							
Average Speed [km/h]	44.4	66.1	66.0	62.9	61.6	58.5							
Top Speed [km/h]	64.2	67.7	67.8	65.3	62.8	60.8							
Avg. Dist. to Rail [m]	6.0	5.0	1.3	1.0	0.7	1.8							
Avg. Stride Freq. [Hz]	2.4	2.5	2.5	2.4	2.4	2.4							
Avg. Stride Length [m]	5.2	7.1	6.8	7.1	7.0	6.9							





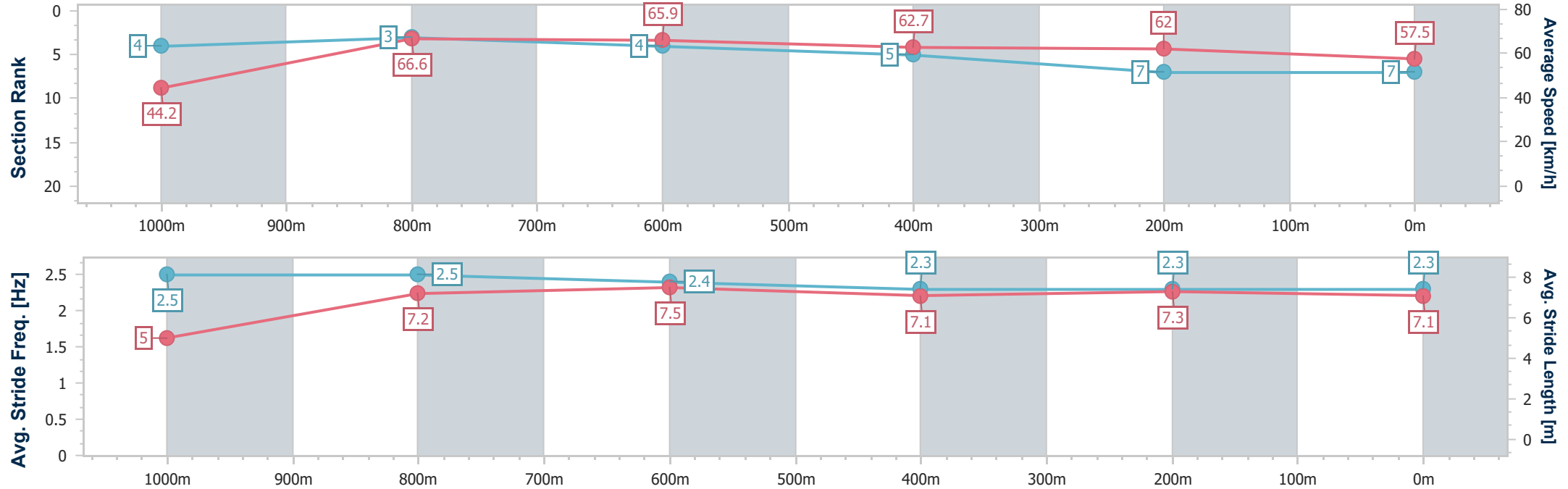
Horse/Jockey Name	Spoilt Rotten
Final Rank	7
Fastest Section Time (Section)	0:08.11 (Overall)
Top Speed [km/h] (Section)	67.7 (800m)
Race State	Finished



GattonProfessional
Race 5: LADBROKES BIG BETS QTIS Three-Year-Old Maiden
Plate - 1100m
25 January 2026 - 15:28
Track Rating: Good 4, Weather: Fine, Rail Position: Out 1m 900-450; True Remainder.



Section	Overall	1000m	800m	600m	400m	200m							
Section Times	1:05.72 [7] (0:08.11)	0:57.61 [4] (0:10.98)	0:46.63 [3] (0:10.94)	0:35.69 [4] (0:11.56)	0:24.13 [5] (0:11.66)	0:12.47 [7] (0:12.47)							
Average Speed [km/h]	44.2	66.6	65.9	62.7	62.0	57.5							
Top Speed [km/h]	64.6	67.6	67.7	64.7	62.7	60.7							
Avg. Dist. to Rail [m]	3.9	2.8	1.1	0.9	2.2	3.5							
Avg. Stride Freq. [Hz]	2.5	2.5	2.4	2.3	2.3	2.3							
Avg. Stride Length [m]	5.0	7.2	7.5	7.1	7.3	7.1							





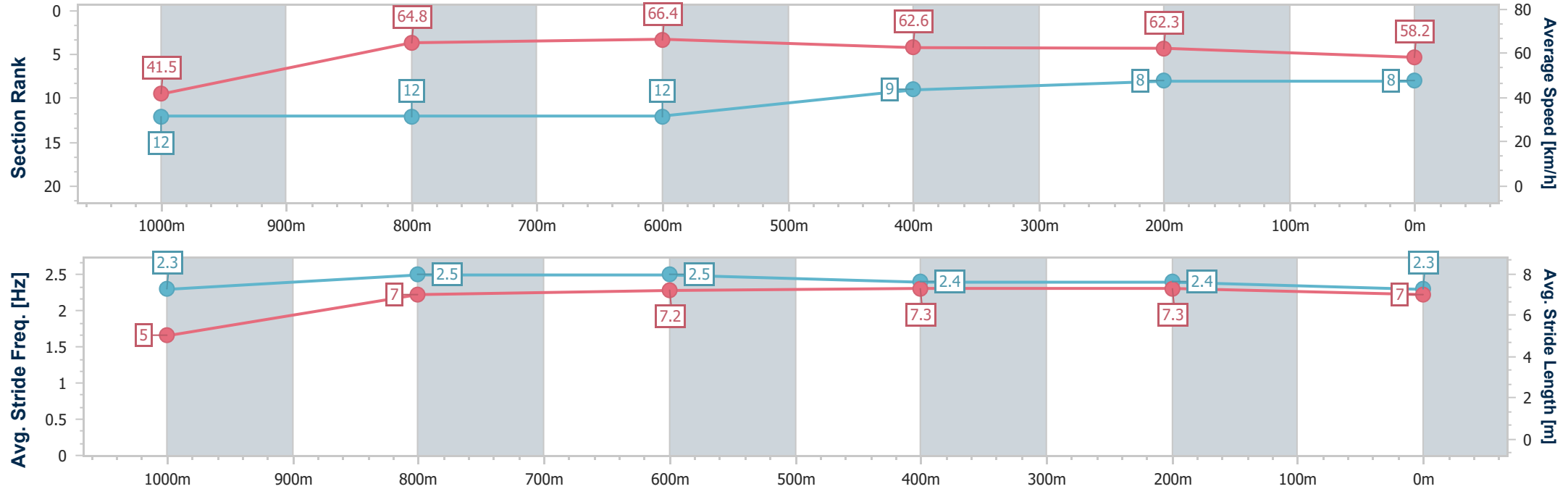
Horse/Jockey Name	Genuine Article
Final Rank	8
Fastest Section Time (Section)	0:08.65 (Overall)
Top Speed [km/h] (Section)	67.6 (800m)
Race State	Finished



GattonProfessional
Race 5: LADBROKES BIG BETS QTIS Three-Year-Old Maiden
Plate - 1100m
25 January 2026 - 15:28
Track Rating: Good 4, Weather: Fine, Rail Position: Out 1m 900-450; True Remainder.



Section	Overall	1000m	800m	600m	400m	200m								
Section Times	1:05.89 [8] (0:08.65)	0:57.24 [12] (0:11.16)	0:46.08 [12] (0:10.86)	0:35.22 [12] (0:11.34)	0:23.88 [9] (0:11.50)	0:12.38 [8] (0:12.38)								
Average Speed [km/h]	41.5	64.8	66.4	62.6	62.3	58.2								
Top Speed [km/h]	60.6	66.7	67.6	65.1	64.5	60.2								
Avg. Dist. to Rail [m]	3.0	1.5	0.5	2.1	1.9	2.7								
Avg. Stride Freq. [Hz]	2.3	2.5	2.5	2.4	2.4	2.3								
Avg. Stride Length [m]	5.0	7.0	7.2	7.3	7.3	7.0								





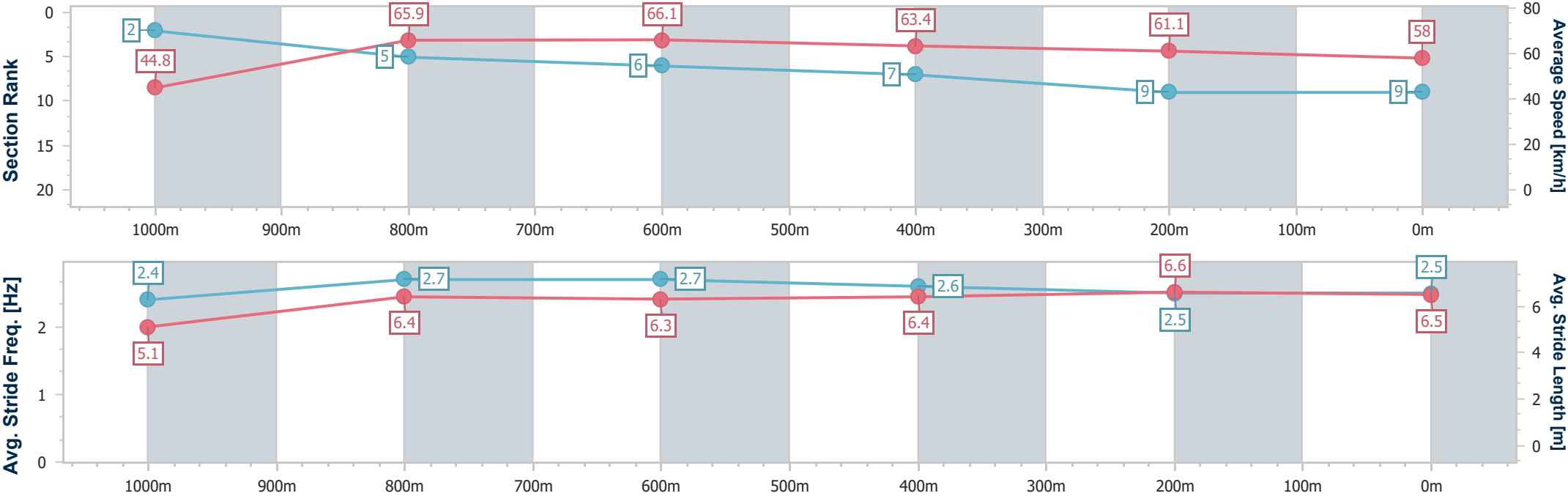
Horse/Jockey Name	One Of Them Girls
Final Rank	9
Fastest Section Time (Section)	0:08.06 (Overall)
Top Speed [km/h] (Section)	67.3 (800m)
Race State	Finished



GattonProfessional
Race 5: LADBROKES BIG BETS QTIS Three-Year-Old Maiden
Plate - 1100m
25 January 2026 - 15:28
Track Rating: Good 4, Weather: Fine, Rail Position: Out 1m 900-450; True Remainder.



Section	Overall	1000m	800m	600m	400m	200m							
Section Times	1:06.19 [9] (0:08.06)	0:58.13 [2] (0:11.11)	0:47.02 [5] (0:11.02)	0:36.00 [6] (0:11.69)	0:24.31 [7] (0:11.88)	0:12.43 [9] (0:12.43)							
Average Speed [km/h]	44.8	65.9	66.1	63.4	61.1	58.0							
Top Speed [km/h]	65.1	67.1	67.3	65.1	62.9	60.1							
Avg. Dist. to Rail [m]	4.9	4.0	3.9	4.3	5.7	7.9							
Avg. Stride Freq. [Hz]	2.4	2.7	2.7	2.6	2.5	2.5							
Avg. Stride Length [m]	5.1	6.4	6.3	6.4	6.6	6.5							





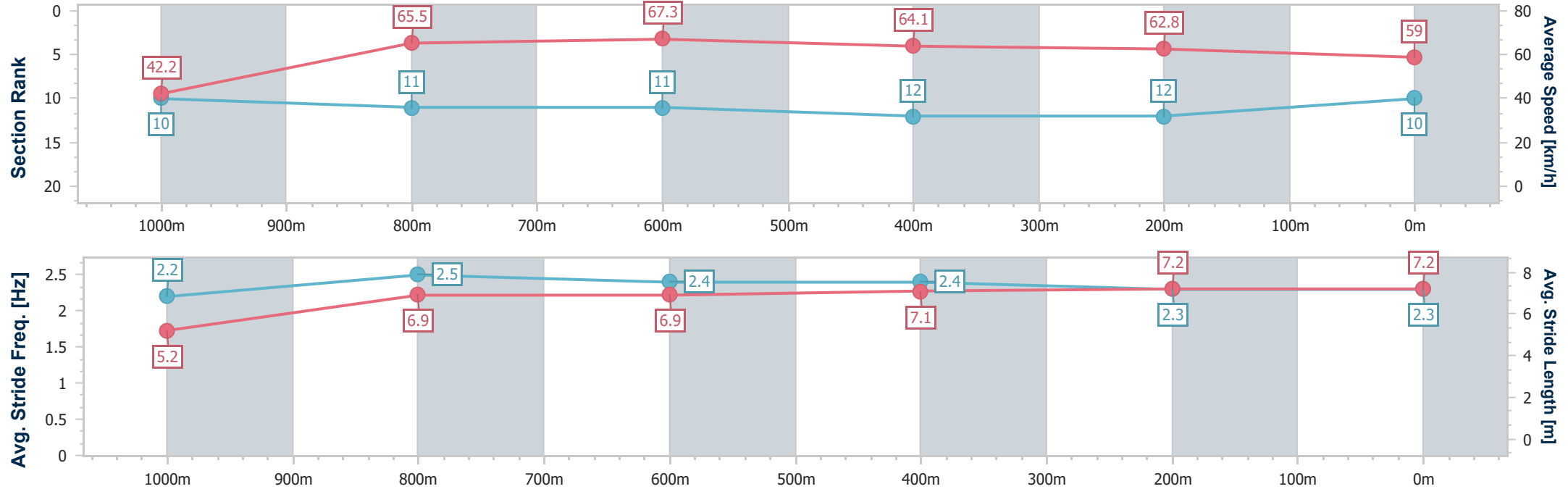
Horse/Jockey Name	Picka Poppy
Final Rank	10
Fastest Section Time (Section)	0:08.50 (Overall)
Top Speed [km/h] (Section)	69.0 (800m)
Race State	Finished



GattonProfessional
Race 5: LADBROKES BIG BETS QTIS Three-Year-Old Maiden Plate - 1100m
25 January 2026 - 15:28
Track Rating: Good 4, Weather: Fine, Rail Position: Out 1m 900-450; True Remainder.



Section	Overall	1000m	800m	600m	400m	200m							
Section Times	1:06.21 [10] (0:08.50)	0:57.71 [10] (0:11.23)	0:46.48 [11] (0:10.84)	0:35.64 [11] (0:11.78)	0:23.86 [12] (0:11.63)	0:12.23 [12] (0:12.23)							
Average Speed [km/h]	42.2	65.5	67.3	64.1	62.8	59.0							
Top Speed [km/h]	60.3	68.3	69.0	65.6	63.4	61.3							
Avg. Dist. to Rail [m]	10.6	5.1	5.8	7.7	8.0	8.6							
Avg. Stride Freq. [Hz]	2.2	2.5	2.4	2.4	2.3	2.3							
Avg. Stride Length [m]	5.2	6.9	6.9	7.1	7.2	7.2							





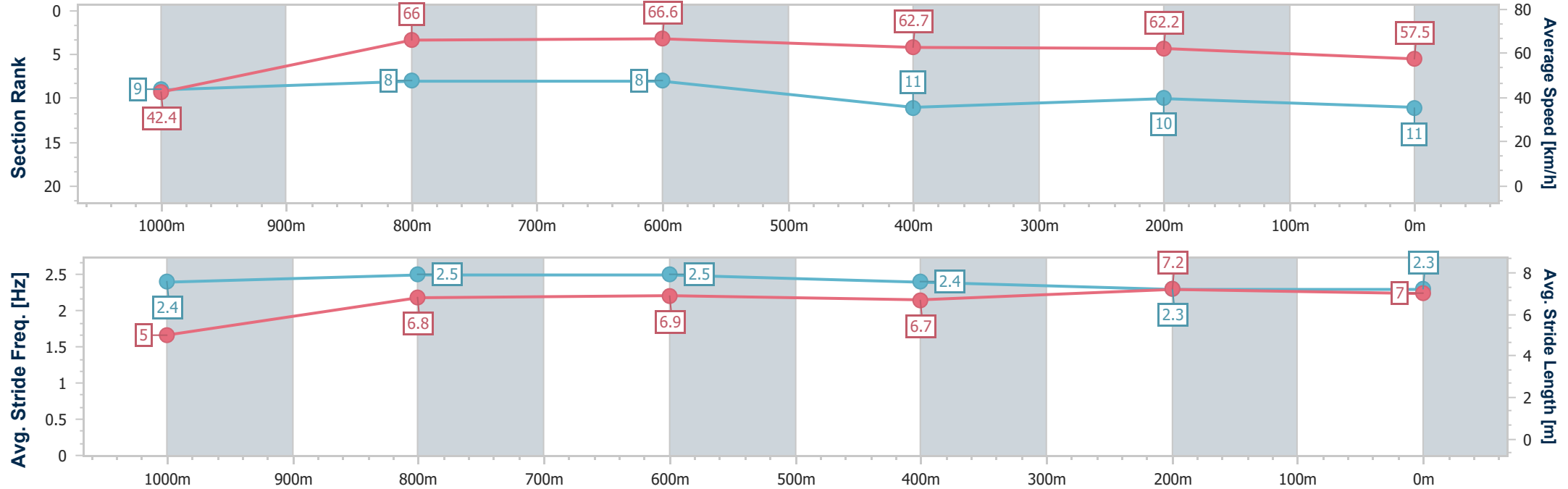
Horse/Jockey Name	Learners' Room
Final Rank	11
Fastest Section Time (Section)	0:08.47 (Overall)
Top Speed [km/h] (Section)	67.9 (800m)
Race State	Finished



GattonProfessional
Race 5: LADBROKES BIG BETS QTIS Three-Year-Old Maiden
Plate - 1100m
25 January 2026 - 15:28
Track Rating: Good 4, Weather: Fine, Rail Position: Out 1m 900-450; True Remainder.



Section	Overall	1000m	800m	600m	400m	200m								
Section Times	1:06.32 [11] (0:08.47)	0:57.85 [9] (0:11.07)	0:46.78 [8] (0:10.87)	0:35.91 [8] (0:11.74)	0:24.17 [11] (0:11.67)	0:12.50 [10] (0:12.50)								
Average Speed [km/h]	42.4	66.0	66.6	62.7	62.2	57.5								
Top Speed [km/h]	62.6	67.1	67.9	64.9	63.1	60.0								
Avg. Dist. to Rail [m]	6.0	3.7	2.9	3.4	3.7	5.0								
Avg. Stride Freq. [Hz]	2.4	2.5	2.5	2.4	2.3	2.3								
Avg. Stride Length [m]	5.0	6.8	6.9	6.7	7.2	7.0								





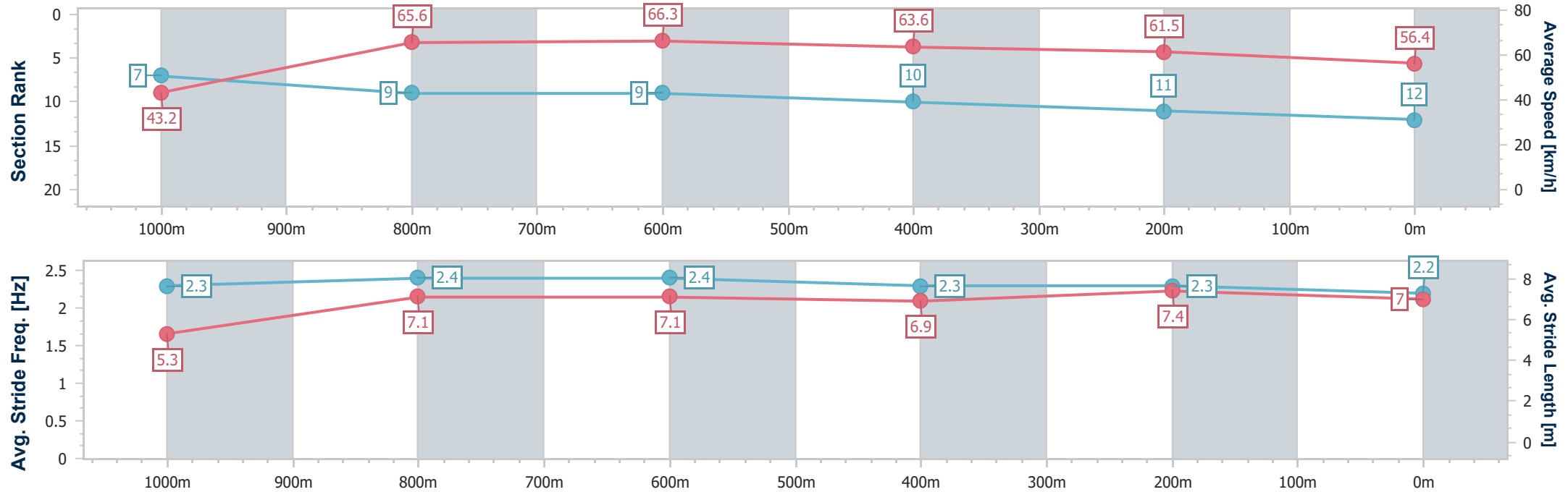
Horse/Jockey Name	Dracarian
Final Rank	12
Fastest Section Time (Section)	0:08.30 (Overall)
Top Speed [km/h] (Section)	67.1 (800m)
Race State	Finished



GattonProfessional
Race 5: LADBROKES BIG BETS QTIS Three-Year-Old Maiden
Plate - 1100m
25 January 2026 - 15:28
Track Rating: Good 4, Weather: Fine, Rail Position: Out 1m 900-450; True Remainder.



Section	Overall	1000m	800m	600m	400m	200m								
Section Times	1:06.65 [12] (0:08.30)	0:58.35 [7] (0:11.27)	0:47.08 [9] (0:10.96)	0:36.12 [9] (0:11.56)	0:24.56 [10] (0:11.84)	0:12.72 [11] (0:12.72)								
Average Speed [km/h]	43.2	65.6	66.3	63.6	61.5	56.4								
Top Speed [km/h]	63.9	66.5	67.1	65.6	62.3	59.9								
Avg. Dist. to Rail [m]	7.2	5.4	3.8	3.9	5.8	8.1								
Avg. Stride Freq. [Hz]	2.3	2.4	2.4	2.3	2.3	2.2								
Avg. Stride Length [m]	5.3	7.1	7.1	6.9	7.4	7.0								



Track Rating: Good 4, Weather: Fine, Rail Position: Out 1m 900-450; True Remainder.

Section						Overall	1200m	1000m	800m	600m	400m	Last 600m	
Field Times						1:23.82 (0:13.56)	1:10.26 (0:11.22)	0:59.04 (0:11.49)	0:47.55 (0:11.66)	0:35.89 (0:12.04)	0:23.85 (0:11.84)	0:35.89	
Rank	TAB	Horse/Jockey	Barrier	Top Speed [km/h]	Fastest Section								Distance Travelled [m]
1	8	SON OF BEEBEE	5	67.0	0:11.17	1:23.82 [1]	1:09.74 [7]	0:58.57 [5]	0:46.90 [5]	0:35.59 [5]	0:23.66 [3]	0:35.59	
		Kyle Wilson-Taylor		1200m	1200m	(0:14.08)	(0:11.17)	(0:11.67)	(0:11.31)	(0:11.93)	(0:11.65)		
2	3	SLY CORNER	3	65.3	0:11.19	1:23.88 [2]	1:09.82 [6]	0:58.40 [7]	0:46.63 [6]	0:35.44 [7]	0:23.54 [6]	0:35.44	-5
		Karl Zechner		800m	800m	(0:14.06)	(0:11.42)	(0:11.77)	(0:11.19)	(0:11.90)	(0:11.67)		
3	18	VACILLATION	8	66.6	0:11.18	1:23.95 [3]	1:09.94 [5]	0:58.47 [6]	0:46.70 [6]	0:35.52 [6]	0:23.47 [7]	0:35.52	+7
		Jaden Lloyd		Overall	800m	(0:14.01)	(0:11.47)	(0:11.77)	(0:11.18)	(0:12.05)	(0:11.72)		
4	2	REGGIE'S FOLLY	2	65.2	0:11.29	1:23.95 [4]	1:09.64 [10]	0:58.08 [10]	0:46.32 [11]	0:35.03 [11]	0:23.34 [9]	0:35.03	+0
		Harrison Shaw		800m	800m	(0:14.31)	(0:11.56)	(0:11.76)	(0:11.29)	(0:11.69)	(0:11.67)		
5	11	BLAKEMORE AVENUE	6	68.0	0:11.40	1:23.98 [5]	1:10.26 [2]	0:58.86 [3]	0:47.18 [3]	0:35.76 [4]	0:23.84 [2]	0:35.76	-4
		Tiffani Brooker		1200m	1200m	(0:13.72)	(0:11.40)	(0:11.68)	(0:11.42)	(0:11.92)	(0:11.70)		
6	4	SHUT EYE	1	67.5	0:11.26	1:24.02 [6]	1:10.30 [3]	0:59.04 [2]	0:47.38 [2]	0:35.86 [3]	0:23.86 [4]	0:35.86	-7
		Colleen Krahnen		1200m	1200m	(0:13.72)	(0:11.26)	(0:11.66)	(0:11.52)	(0:12.00)	(0:11.80)		
7	10	TOBA	7	65.1	0:11.29	1:24.06 [7]	1:09.90 [8]	0:58.45 [8]	0:46.75 [8]	0:35.46 [8]	0:23.41 [10]	0:35.46	+4
		Ryan Wiggins		1200m	800m	(0:14.16)	(0:11.45)	(0:11.70)	(0:11.29)	(0:12.05)	(0:11.56)		
8	7	SOCK'EMSID	10	64.5	0:11.28	1:24.24 [8]	1:09.91 [11]	0:58.26 [12]	0:46.63 [10]	0:35.35 [10]	0:23.68 [8]	0:35.35	-3
		Paul Hamblin		800m	800m	(0:14.33)	(0:11.65)	(0:11.63)	(0:11.28)	(0:11.67)	(0:11.75)		
9	5	BLUE CHIP GIRL	12	65.9	0:11.37	1:24.26 [9]	1:09.81 [12]	0:58.32 [11]	0:46.55 [12]	0:35.18 [12]	0:23.30 [12]	0:35.18	+2
		Gary Geran		1200m	800m	(0:14.45)	(0:11.49)	(0:11.77)	(0:11.37)	(0:11.88)	(0:11.48)		
10	16	MAGIC IN ME	11	68.4	0:11.22	1:24.28 [10]	1:10.72 [1]	0:59.50 [1]	0:48.01 [1]	0:36.35 [1]	0:24.31 [1]	0:36.35	-5
		Rob Thorburn		1200m	1200m	(0:13.56)	(0:11.22)	(0:11.49)	(0:11.66)	(0:12.04)	(0:11.93)		

Scratched: Call Out (#19), Rare Moon (#12), Sarsen (#1), Reggae Fire (#6), Treasurer (#15), Cracker Essgee (#9), Grey Impact (#17), Hussy Empress (#20)



GattonProfessional

Race 6: LADBROKES MEGA MULTI BENCHMARK 60 Handicap - 1400m

25 January 2026 - 16:04



LOCKYER VALLEY
TURF CLUB

Track Rating: Good 4, Weather: Fine, Rail Position: Out 1m 900-450; True Remainder.

Section					Overall	1200m	1000m	800m	600m	400m	Last 600m		
Field Times					1:23.82 (0:13.56)	1:10.26 (0:11.22)	0:59.04 (0:11.49)	0:47.55 (0:11.66)	0:35.89 (0:12.04)	0:23.85 (0:11.84)	0:35.89		
Rank	TAB	Horse/Jockey	Barrier	Top Speed [km/h]	Fastest Section							Distance Travelled [m]	
11	14	TAKUNAI	4	67.2	0:11.28	1:24.46 [11]	1:10.59 [4]	0:59.24 [4]	0:47.61 [4]	0:36.33 [2]	0:24.22 [5]	0:36.33	+4
		Les Tilley		1200m	800m	(0:13.87)	(0:11.35)	(0:11.63)	(0:11.28)	(0:12.11)	(0:11.88)		
12	13	I'M LUCKY TWO	9	65.3	0:11.30	1:25.03 [12]	1:10.81 [9]	0:59.31 [9]	0:47.48 [9]	0:36.18 [9]	0:24.22 [11]	0:36.18	+5
		Georgina Cartwright		800m	800m	(0:14.22)	(0:11.50)	(0:11.83)	(0:11.30)	(0:11.96)	(0:11.84)		

Scratched: Call Out (#19), Rare Moon (#12), Sarsen (#1), Reggae Fire (#6), Treasurer (#15), Cracker Essgee (#9), Grey Impact (#17), Hussy Empress (#20)



GattonProfessional

Race 6: LADBROKES MEGA MULTI BENCHMARK 60 Handicap - 1400m

25 January 2026 - 16:04



LOCKYER VALLEY
TURF CLUB

Track Rating: Good 4, Weather: Fine, Rail Position: Out 1m 900-450; True Remainder.

Section Field Times				200m 0:12.01 (0:12.01)				Last 600m 0:35.89	
Rank	TAB	Horse/Jockey	Barrier	Top Speed [km/h]	Fastest Section	Margin		Distance Travelled [m]	
1	8	SON OF BEEBEE	5	67.0	0:11.17	0:12.01 [1]	1:23.82	0:35.59	
		Kyle Wilson-Taylor		1200m	1200m	(0:12.01)			
2	3	SLY CORNER	3	65.3	0:11.19	0:11.87 [5]	0.35L	0:35.44	-5
		Karl Zechner		800m	800m	(0:11.87)			
3	18	VACILLATION	8	66.6	0:11.18	0:11.75 [7]	0.71L	0:35.52	+7
		Jaden Lloyd		Overall	800m	(0:11.75)			
4	2	REGGIE'S FOLLY	2	65.2	0:11.29	0:11.67 [9]	0.76L	0:35.03	+0
		Harrison Shaw		800m	800m	(0:11.67)			
5	11	BLAKEMORE AVENUE	6	68.0	0:11.40	0:12.14 [2]	0.91L	0:35.76	-4
		Tiffani Brooker		1200m	1200m	(0:12.14)			
6	4	SHUT EYE	1	67.5	0:11.26	0:12.06 [4]	1.16L	0:35.86	-7
		Colleen Krahnen		1200m	1200m	(0:12.06)			
7	10	TOBA	7	65.1	0:11.29	0:11.85 [8]	1.4L	0:35.46	+4
		Ryan Wiggins		1200m	800m	(0:11.85)			
8	7	SOCK'EMSID	10	64.5	0:11.28	0:11.93 [10]	2.42L	0:35.35	-3
		Paul Hamblin		800m	800m	(0:11.93)			
9	5	BLUE CHIP GIRL	12	65.9	0:11.37	0:11.82 [11]	2.59L	0:35.18	+2
		Gary Geran		1200m	800m	(0:11.82)			
10	16	MAGIC IN ME	11	68.4	0:11.22	0:12.38 [3]	2.68L	0:36.35	-5
		Rob Thorburn		1200m	1200m	(0:12.38)			

Scratched: Call Out (#19), Rare Moon (#12), Sarsen (#1), Reggae Fire (#6), Treasurer (#15), Cracker Essgee (#9), Grey Impact (#17), Hussy Empress (#20)

Report Created: Sun 25 January 2026 16:50 GMT+ (Note: Timing is based on position data)

Page 3/16

[] Ranking at each section and finish
-:-:- No data available at this section
NA No data available

SCN Saddle cloth number
DNF Did not finish
DNT Did not track

data processed by  TRIPLESDATA



GattonProfessional

Race 6: LADBROKES MEGA MULTI BENCHMARK 60 Handicap - 1400m

25 January 2026 - 16:04



LOCKYER VALLEY
· TURF CLUB ·

Track Rating: Good 4, Weather: Fine, Rail Position: Out 1m 900-450; True Remainder.

Section						200m		Last 600m	
Field Times						0:12.01 (0:12.01)		0:35.89	
Rank	TAB	Horse/Jockey	Barrier	Top Speed [km/h]	Fastest Section	Margin		Distance Travelled [m]	
11	14	TAKUNAI	4	67.2	0:11.28	0:12.34 [6]	3.76L	0:36.33	+4
		Les Tilley		1200m	800m	(0:12.34)			
12	13	I'M LUCKY TWO	9	65.3	0:11.30	0:12.38 [12]	7.12L	0:36.18	+5
		Georgina Cartwright		800m	800m	(0:12.38)			

Scratched: Call Out (#19), Rare Moon (#12), Sarsen (#1), Reggae Fire (#6), Treasurer (#15), Cracker Essgee (#9), Grey Impact (#17), Hussy Empress (#20)



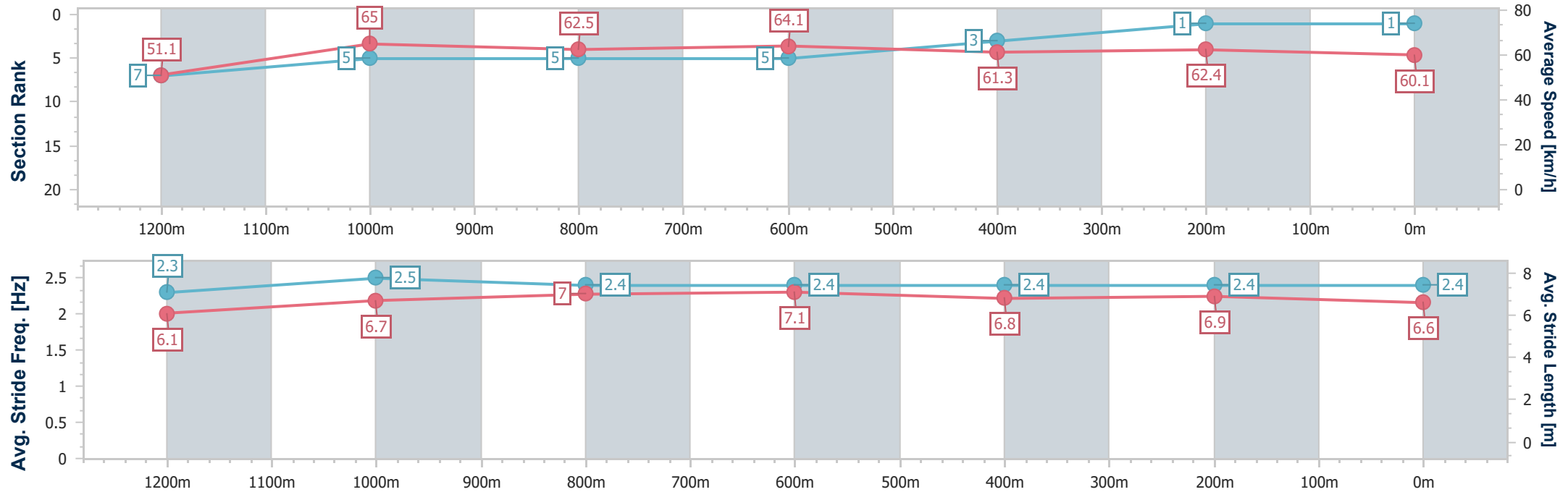
Horse/Jockey Name	Son Of Beebee
Final Rank	1
Fastest Section Time (Section)	0:11.17 (1200m)
Top Speed [km/h] (Section)	67.0 (1200m)
Race State	Finished



GattonProfessional
Race 6: LADBROKES MEGA MULTI BENCHMARK 60 Handicap
- 1400m
25 January 2026 - 16:04
Track Rating: Good 4, Weather: Fine, Rail Position: Out 1m 900-450; True Remainder.



Section	Overall	1200m	1000m	800m	600m	400m	200m						
Section Times	1:23.82 [1] (0:14.08)	1:09.74 [7] (0:11.17)	0:58.57 [5] (0:11.67)	0:46.90 [5] (0:11.31)	0:35.59 [5] (0:11.93)	0:23.66 [3] (0:11.65)	0:12.01 [1] (0:12.01)						
Average Speed [km/h]	51.1	65.0	62.5	64.1	61.3	62.4	60.1						
Top Speed [km/h]	66.7	67.0	63.4	64.9	63.6	63.1	61.8						
Avg. Dist. to Rail [m]	2.9	1.9	2.3	2.7	3.1	5.6	9.8						
Avg. Stride Freq. [Hz]	2.3	2.5	2.4	2.4	2.4	2.4	2.4						
Avg. Stride Length [m]	6.1	6.7	7.0	7.1	6.8	6.9	6.6						



[] Ranking at each section and finish
-.-.- No data available at this section
NA No data available



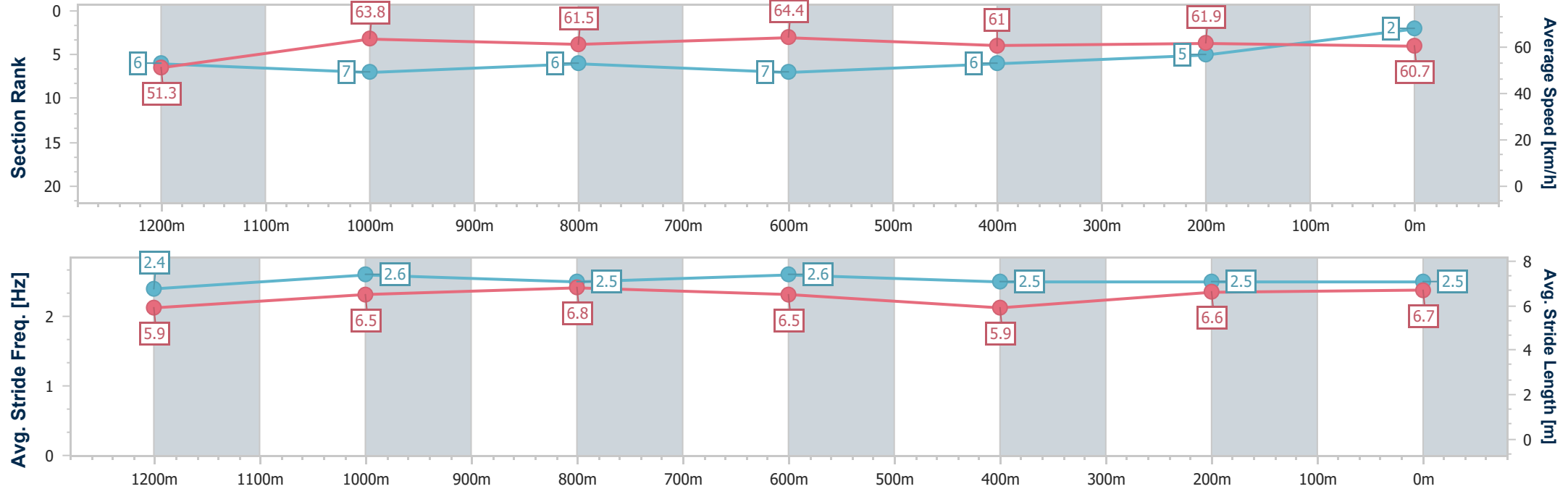
Horse/Jockey Name	Sly Corner
Final Rank	2
Fastest Section Time (Section)	0:11.19 (800m)
Top Speed [km/h] (Section)	65.3 (800m)
Race State	Finished



GattonProfessional
Race 6: LADBROKES MEGA MULTI BENCHMARK 60 Handicap
- 1400m
25 January 2026 - 16:04
Track Rating: Good 4, Weather: Fine, Rail Position: Out 1m 900-450; True Remainder.



Section	Overall	1200m	1000m	800m	600m	400m	200m						
Section Times	1:23.88 [2] (0:14.06)	1:09.82 [6] (0:11.42)	0:58.40 [7] (0:11.77)	0:46.63 [6] (0:11.19)	0:35.44 [7] (0:11.90)	0:23.54 [6] (0:11.67)	0:11.87 [5] (0:11.87)						
Average Speed [km/h]	51.3	63.8	61.5	64.4	61.0	61.9	60.7						
Top Speed [km/h]	64.1	65.2	63.6	65.3	63.9	63.2	62.1						
Avg. Dist. to Rail [m]	2.9	1.9	1.3	0.8	1.1	3.2	6.6						
Avg. Stride Freq. [Hz]	2.4	2.6	2.5	2.6	2.5	2.5	2.5						
Avg. Stride Length [m]	5.9	6.5	6.8	6.5	5.9	6.6	6.7						





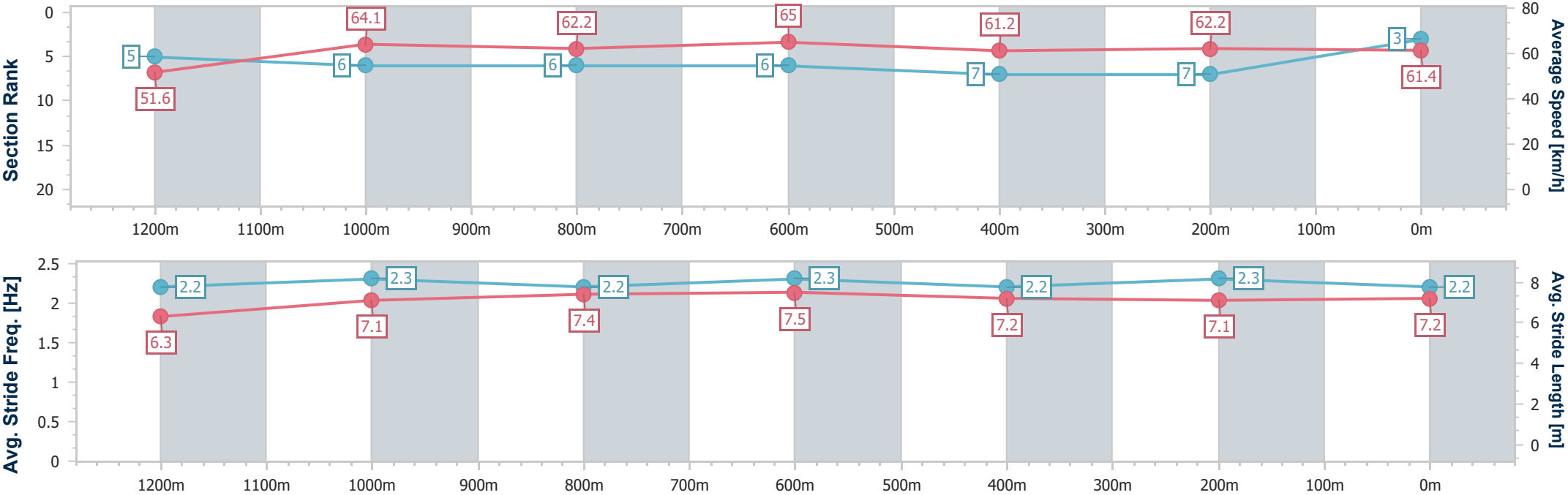
Horse/Jockey Name	Vacillation
Final Rank	3
Fastest Section Time (Section)	0:11.18 (800m)
Top Speed [km/h] (Section)	66.6 (Overall)
Race State	Finished



GattonProfessional
Race 6: LADBROKES MEGA MULTI BENCHMARK 60 Handicap
- 1400m
25 January 2026 - 16:04
Track Rating: Good 4, Weather: Fine, Rail Position: Out 1m 900-450; True Remainder.



Section	Overall	1200m	1000m	800m	600m	400m	200m							
Section Times	1:23.95 [3] (0:14.01)	1:09.94 [5] (0:11.47)	0:58.47 [6] (0:11.77)	0:46.70 [6] (0:11.18)	0:35.52 [6] (0:12.05)	0:23.47 [7] (0:11.72)	0:11.75 [7] (0:11.75)							
Average Speed [km/h]	51.6	64.1	62.2	65.0	61.2	62.2	61.4							
Top Speed [km/h]	66.6	66.5	64.1	65.8	64.8	63.2	62.1							
Avg. Dist. to Rail [m]	6.8	4.2	3.8	3.6	4.1	7.2	9.8							
Avg. Stride Freq. [Hz]	2.2	2.3	2.2	2.3	2.2	2.3	2.2							
Avg. Stride Length [m]	6.3	7.1	7.4	7.5	7.2	7.1	7.2							





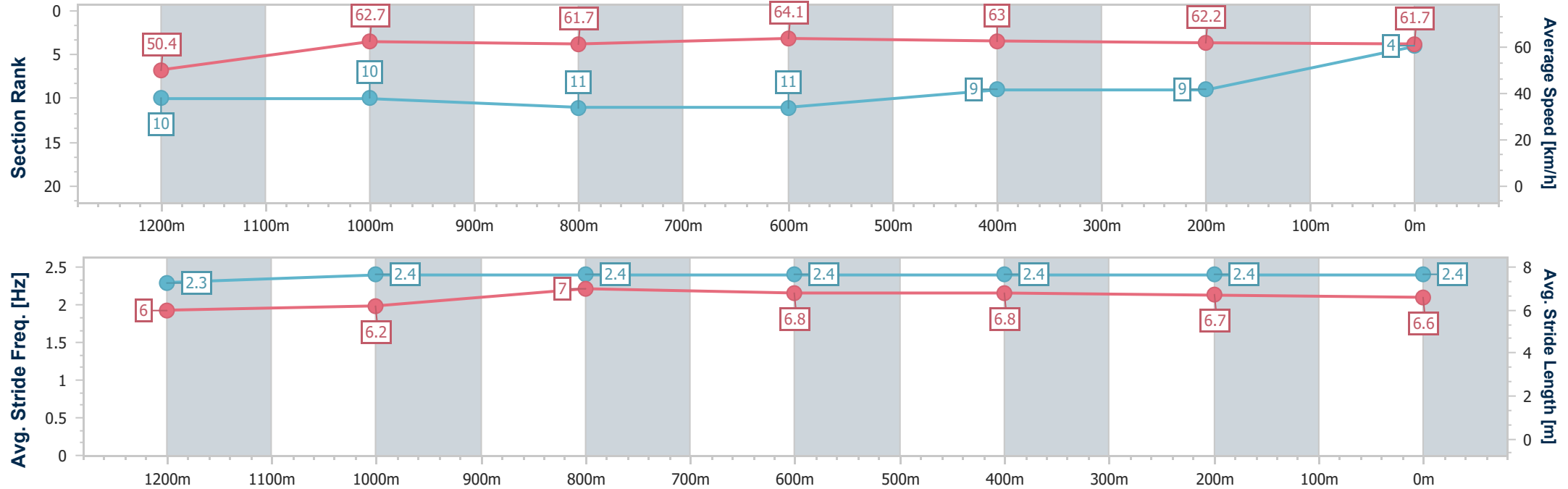
Horse/Jockey Name	Reggie's Folly
Final Rank	4
Fastest Section Time (Section)	0:11.29 (800m)
Top Speed [km/h] (Section)	65.2 (800m)
Race State	Finished



GattonProfessional
Race 6: LADBROKES MEGA MULTI BENCHMARK 60 Handicap
- 1400m
25 January 2026 - 16:04
Track Rating: Good 4, Weather: Fine, Rail Position: Out 1m 900-450; True Remainder.



Section	Overall	1200m	1000m	800m	600m	400m	200m							
Section Times	1:23.95 [4] (0:14.31)	1:09.64 [10] (0:11.56)	0:58.08 [10] (0:11.76)	0:46.32 [11] (0:11.29)	0:35.03 [11] (0:11.69)	0:23.34 [9] (0:11.67)	0:11.67 [9] (0:11.67)							
Average Speed [km/h]	50.4	62.7	61.7	64.1	63.0	62.2	61.7							
Top Speed [km/h]	63.9	64.5	62.8	65.2	65.0	62.6	62.4							
Avg. Dist. to Rail [m]	1.9	2.0	2.5	2.5	3.2	3.9	4.3							
Avg. Stride Freq. [Hz]	2.3	2.4	2.4	2.4	2.4	2.4	2.4							
Avg. Stride Length [m]	6.0	6.2	7.0	6.8	6.8	6.7	6.6							





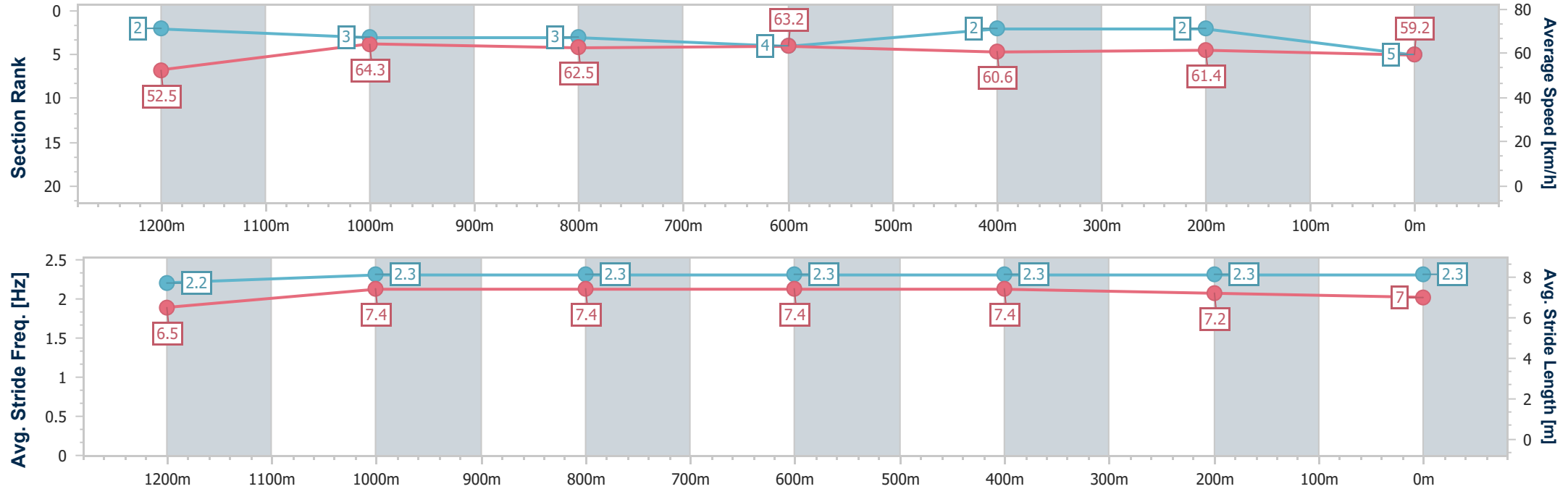
Horse/Jockey Name	Blakemore Avenue
Final Rank	5
Fastest Section Time (Section)	0:11.40 (1200m)
Top Speed [km/h] (Section)	68.0 (1200m)
Race State	Finished



GattonProfessional
Race 6: LADBROKES MEGA MULTI BENCHMARK 60 Handicap
- 1400m
25 January 2026 - 16:04
Track Rating: Good 4, Weather: Fine, Rail Position: Out 1m 900-450; True Remainder.



Section	Overall	1200m	1000m	800m	600m	400m	200m						
Section Times	1:23.98 [5] (0:13.72)	1:10.26 [2] (0:11.40)	0:58.86 [3] (0:11.68)	0:47.18 [3] (0:11.42)	0:35.76 [4] (0:11.92)	0:23.84 [2] (0:11.70)	0:12.14 [2] (0:12.14)						
Average Speed [km/h]	52.5	64.3	62.5	63.2	60.6	61.4	59.2						
Top Speed [km/h]	67.4	68.0	64.0	65.3	62.0	61.9	60.7						
Avg. Dist. to Rail [m]	5.1	3.0	3.5	2.6	1.1	1.1	2.8						
Avg. Stride Freq. [Hz]	2.2	2.3	2.3	2.3	2.3	2.3	2.3						
Avg. Stride Length [m]	6.5	7.4	7.4	7.4	7.4	7.2	7.0						





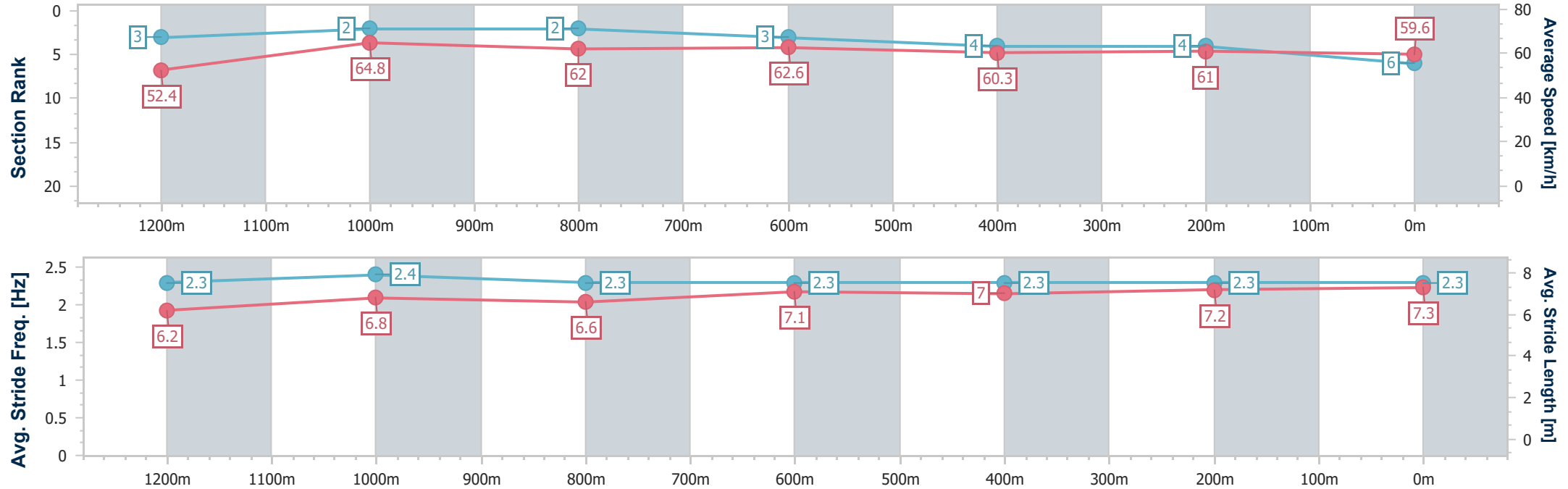
Horse/Jockey Name	Shut Eye
Final Rank	6
Fastest Section Time (Section)	0:11.26 (1200m)
Top Speed [km/h] (Section)	67.5 (1200m)
Race State	Finished



GattonProfessional
Race 6: LADBROKES MEGA MULTI BENCHMARK 60 Handicap
- 1400m
25 January 2026 - 16:04
Track Rating: Good 4, Weather: Fine, Rail Position: Out 1m 900-450; True Remainder.



Section	Overall	1200m	1000m	800m	600m	400m	200m						
Section Times	1:24.02 [6] (0:13.72)	1:10.30 [3] (0:11.26)	0:59.04 [2] (0:11.66)	0:47.38 [2] (0:11.52)	0:35.86 [3] (0:12.00)	0:23.86 [4] (0:11.80)	0:12.06 [4] (0:12.06)						
Average Speed [km/h]	52.4	64.8	62.0	62.6	60.3	61.0	59.6						
Top Speed [km/h]	66.6	67.5	63.3	64.6	63.0	61.8	61.1						
Avg. Dist. to Rail [m]	2.0	1.5	1.4	1.2	0.7	0.7	1.6						
Avg. Stride Freq. [Hz]	2.3	2.4	2.3	2.3	2.3	2.3	2.3						
Avg. Stride Length [m]	6.2	6.8	6.6	7.1	7.0	7.2	7.3						



[] Ranking at each section and finish
-.-.- No data available at this section
NA No data available



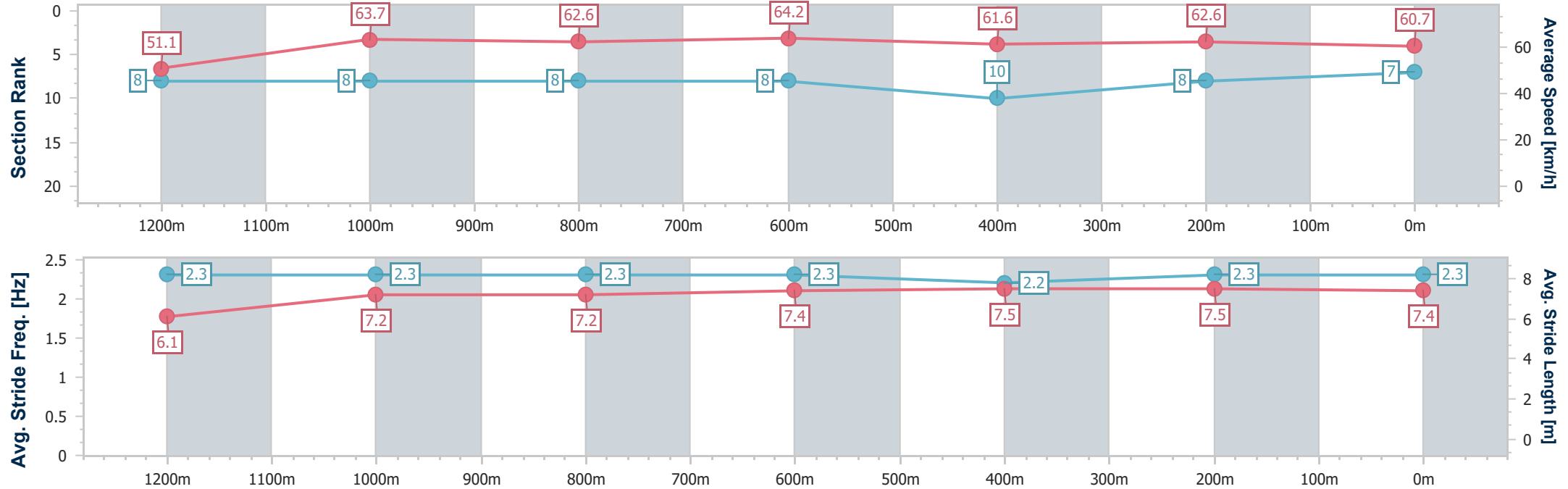
Horse/Jockey Name	Toba
Final Rank	7
Fastest Section Time (Section)	0:11.29 (800m)
Top Speed [km/h] (Section)	65.1 (1200m)
Race State	Finished



GattonProfessional
Race 6: LADBROKES MEGA MULTI BENCHMARK 60 Handicap
- 1400m
25 January 2026 - 16:04
Track Rating: Good 4, Weather: Fine, Rail Position: Out 1m 900-450; True Remainder.



Section	Overall	1200m	1000m	800m	600m	400m	200m						
Section Times	1:24.06 [7] (0:14.16)	1:09.90 [8] (0:11.45)	0:58.45 [8] (0:11.70)	0:46.75 [8] (0:11.29)	0:35.46 [8] (0:12.05)	0:23.41 [10] (0:11.56)	0:11.85 [8] (0:11.85)						
Average Speed [km/h]	51.1	63.7	62.6	64.2	61.6	62.6	60.7						
Top Speed [km/h]	64.2	65.1	64.3	64.5	64.1	63.9	63.3						
Avg. Dist. to Rail [m]	5.0	2.9	3.2	4.2	4.2	4.5	5.9						
Avg. Stride Freq. [Hz]	2.3	2.3	2.3	2.3	2.2	2.3	2.3						
Avg. Stride Length [m]	6.1	7.2	7.2	7.4	7.5	7.5	7.4						





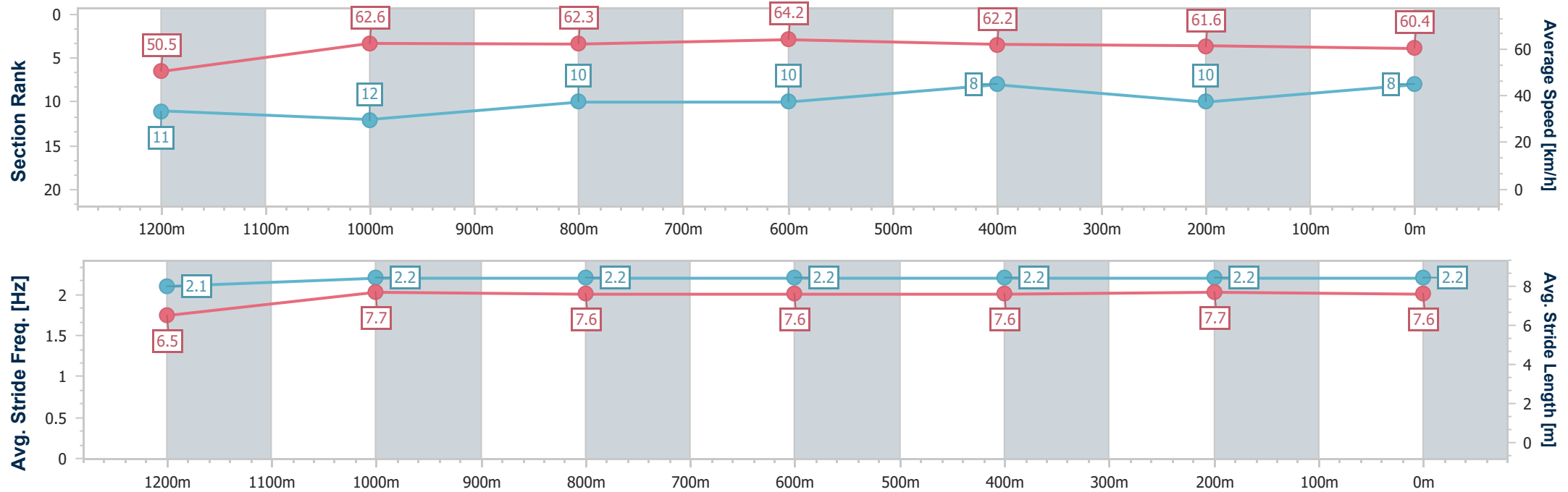
Horse/Jockey Name	Sock'emsid
Final Rank	8
Fastest Section Time (Section)	0:11.28 (800m)
Top Speed [km/h] (Section)	64.5 (800m)
Race State	Finished



GattonProfessional
Race 6: LADBROKES MEGA MULTI BENCHMARK 60 Handicap
- 1400m
25 January 2026 - 16:04
Track Rating: Good 4, Weather: Fine, Rail Position: Out 1m 900-450; True Remainder.



Section	Overall	1200m	1000m	800m	600m	400m	200m						
Section Times	1:24.24 [8] (0:14.33)	1:09.91 [11] (0:11.65)	0:58.26 [12] (0:11.63)	0:46.63 [10] (0:11.28)	0:35.35 [10] (0:11.67)	0:23.68 [8] (0:11.75)	0:11.93 [10] (0:11.93)						
Average Speed [km/h]	50.5	62.6	62.3	64.2	62.2	61.6	60.4						
Top Speed [km/h]	63.1	63.2	64.1	64.5	64.0	62.4	62.6						
Avg. Dist. to Rail [m]	6.8	2.1	1.8	1.9	1.7	3.4	5.7						
Avg. Stride Freq. [Hz]	2.1	2.2	2.2	2.2	2.2	2.2	2.2						
Avg. Stride Length [m]	6.5	7.7	7.6	7.6	7.6	7.7	7.6						



[] Ranking at each section and finish
-.-.- No data available at this section
NA No data available



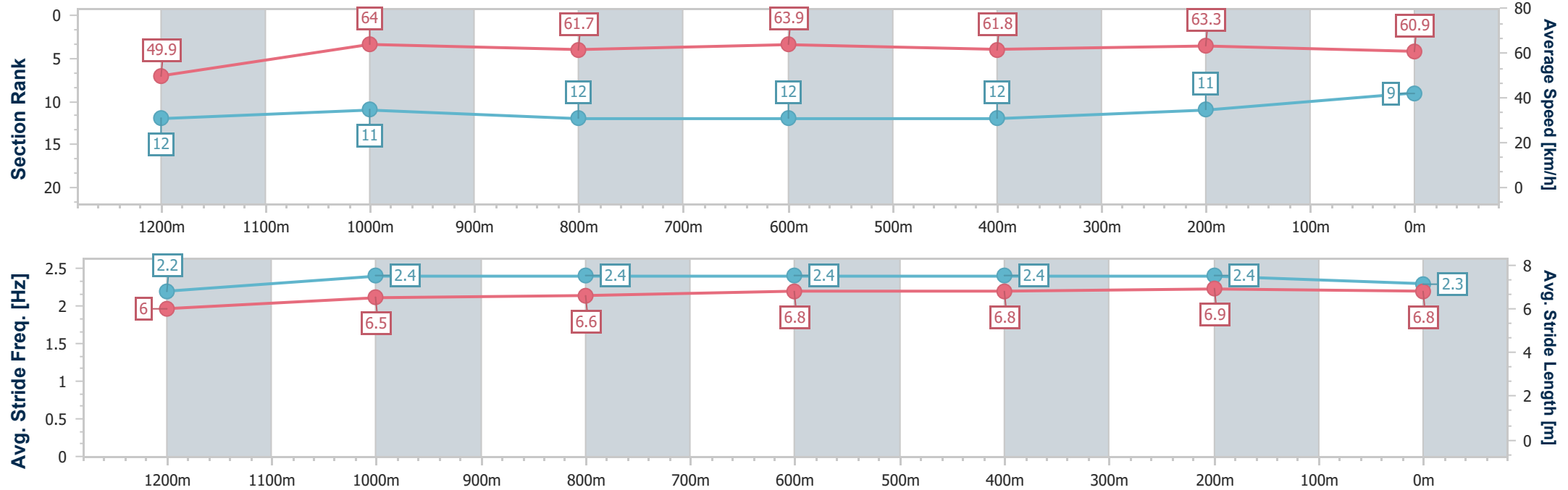
Horse/Jockey Name	Blue Chip Girl
Final Rank	9
Fastest Section Time (Section)	0:11.37 (800m)
Top Speed [km/h] (Section)	65.9 (1200m)
Race State	Finished



GattonProfessional
Race 6: LADBROKES MEGA MULTI BENCHMARK 60 Handicap
- 1400m
25 January 2026 - 16:04
Track Rating: Good 4, Weather: Fine, Rail Position: Out 1m 900-450; True Remainder.



Section	Overall	1200m	1000m	800m	600m	400m	200m						
Section Times	1:24.26 [9] (0:14.45)	1:09.81 [12] (0:11.49)	0:58.32 [11] (0:11.77)	0:46.55 [12] (0:11.37)	0:35.18 [12] (0:11.88)	0:23.30 [12] (0:11.48)	0:11.82 [11] (0:11.82)						
Average Speed [km/h]	49.9	64.0	61.7	63.9	61.8	63.3	60.9						
Top Speed [km/h]	63.1	65.9	63.5	65.2	65.1	64.9	63.3						
Avg. Dist. to Rail [m]	8.2	3.2	2.8	2.9	2.8	6.2	8.7						
Avg. Stride Freq. [Hz]	2.2	2.4	2.4	2.4	2.4	2.4	2.3						
Avg. Stride Length [m]	6.0	6.5	6.6	6.8	6.8	6.9	6.8						





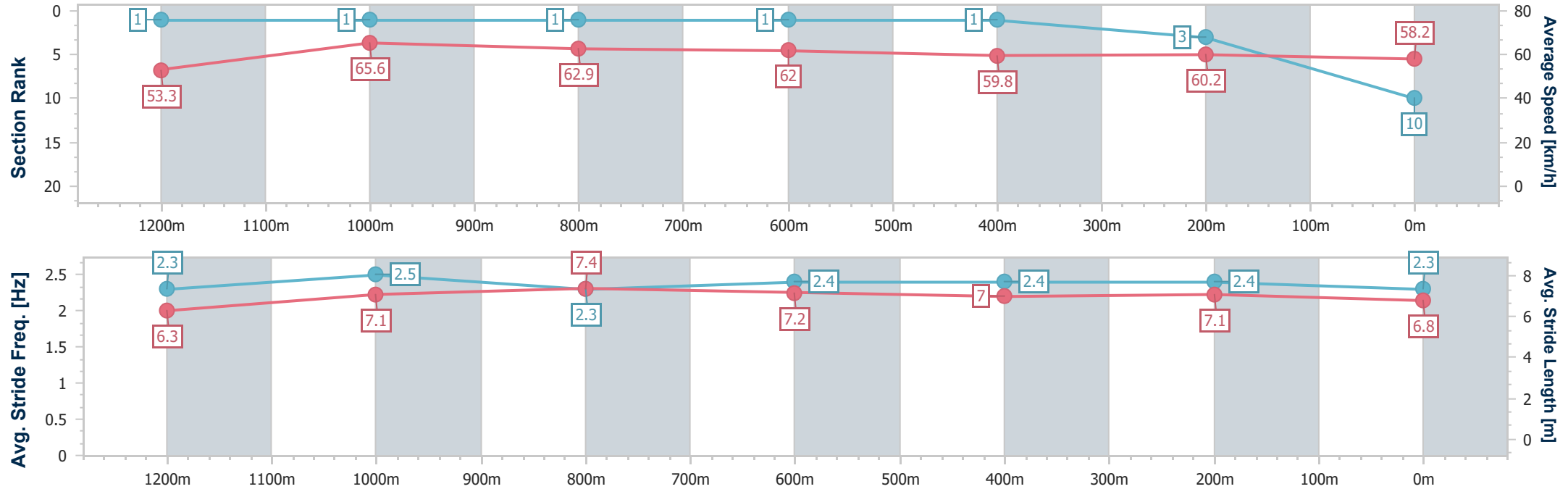
Horse/Jockey Name	Magic In Me
Final Rank	10
Fastest Section Time (Section)	0:11.22 (1200m)
Top Speed [km/h] (Section)	68.4 (1200m)
Race State	Finished



GattonProfessional
Race 6: LADBROKES MEGA MULTI BENCHMARK 60 Handicap
- 1400m
25 January 2026 - 16:04
Track Rating: Good 4, Weather: Fine, Rail Position: Out 1m 900-450; True Remainder.



Section	Overall	1200m	1000m	800m	600m	400m	200m						
Section Times	1:24.28 [10] (0:13.56)	1:10.72 [1] (0:11.22)	0:59.50 [1] (0:11.49)	0:48.01 [1] (0:11.66)	0:36.35 [1] (0:12.04)	0:24.31 [1] (0:11.93)	0:12.38 [3] (0:12.38)						
Average Speed [km/h]	53.3	65.6	62.9	62.0	59.8	60.2	58.2						
Top Speed [km/h]	67.9	68.4	65.7	62.8	62.3	61.3	60.0						
Avg. Dist. to Rail [m]	9.9	3.9	1.2	0.6	0.2	1.1	3.2						
Avg. Stride Freq. [Hz]	2.3	2.5	2.3	2.4	2.4	2.4	2.3						
Avg. Stride Length [m]	6.3	7.1	7.4	7.2	7.0	7.1	6.8						



[] Ranking at each section and finish
- - - - No data available at this section
NA No data available



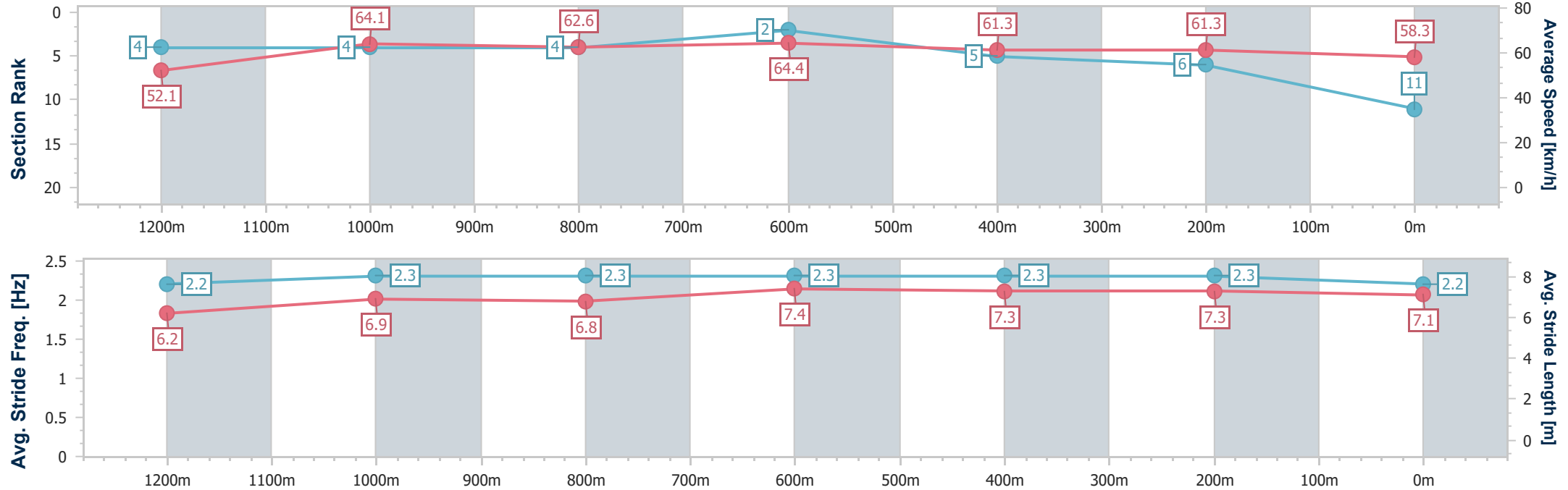
Horse/Jockey Name	Takunai
Final Rank	11
Fastest Section Time (Section)	0:11.28 (800m)
Top Speed [km/h] (Section)	67.2 (1200m)
Race State	Finished



GattonProfessional
Race 6: LADBROKES MEGA MULTI BENCHMARK 60 Handicap
- 1400m
25 January 2026 - 16:04
Track Rating: Good 4, Weather: Fine, Rail Position: Out 1m 900-450; True Remainder.



Section	Overall	1200m	1000m	800m	600m	400m	200m						
Section Times	1:24.46 [11] (0:13.87)	1:10.59 [4] (0:11.35)	0:59.24 [4] (0:11.63)	0:47.61 [4] (0:11.28)	0:36.33 [2] (0:12.11)	0:24.22 [5] (0:11.88)	0:12.34 [6] (0:12.34)						
Average Speed [km/h]	52.1	64.1	62.6	64.4	61.3	61.3	58.3						
Top Speed [km/h]	67.0	67.2	64.5	65.3	63.8	62.1	61.0						
Avg. Dist. to Rail [m]	3.6	2.7	2.7	3.6	4.7	5.7	7.8						
Avg. Stride Freq. [Hz]	2.2	2.3	2.3	2.3	2.3	2.3	2.2						
Avg. Stride Length [m]	6.2	6.9	6.8	7.4	7.3	7.3	7.1						





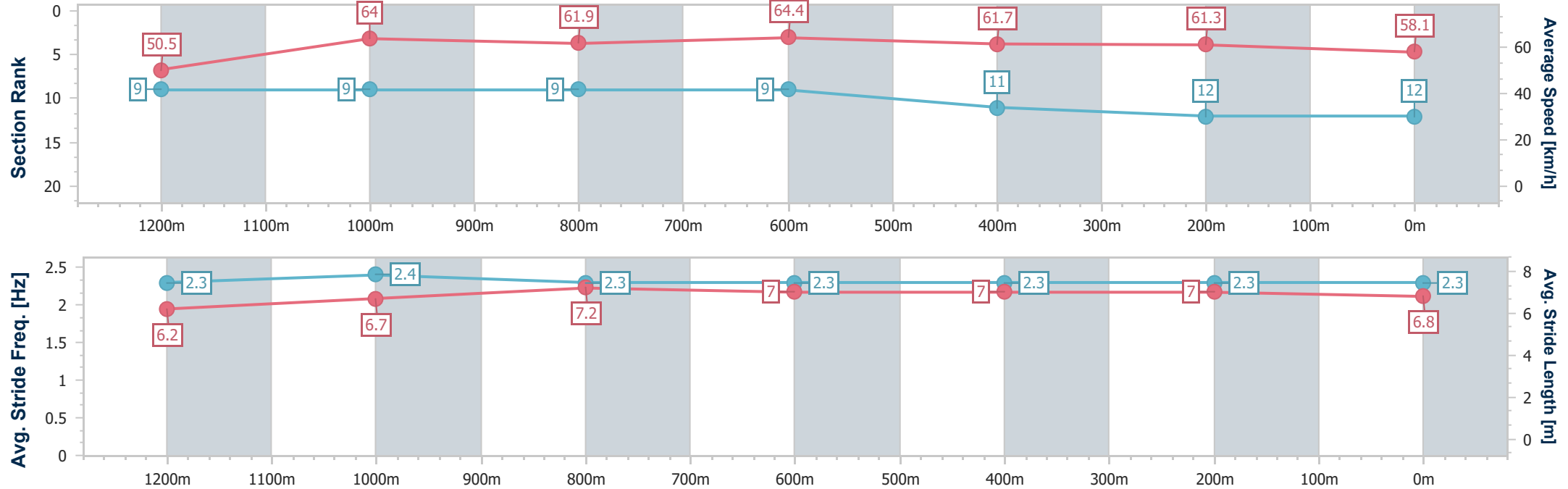
Horse/Jockey Name	I'm Lucky Two
Final Rank	12
Fastest Section Time (Section)	0:11.30 (800m)
Top Speed [km/h] (Section)	65.3 (800m)
Race State	Finished



GattonProfessional
Race 6: LADBROKES MEGA MULTI BENCHMARK 60 Handicap
- 1400m
25 January 2026 - 16:04
Track Rating: Good 4, Weather: Fine, Rail Position: Out 1m 900-450; True Remainder.



Section	Overall	1200m	1000m	800m	600m	400m	200m						
Section Times	1:25.03 [12] (0:14.22)	1:10.81 [9] (0:11.50)	0:59.31 [9] (0:11.83)	0:47.48 [9] (0:11.30)	0:36.18 [9] (0:11.96)	0:24.22 [11] (0:11.84)	0:12.38 [12] (0:12.38)						
Average Speed [km/h]	50.5	64.0	61.9	64.4	61.7	61.3	58.1						
Top Speed [km/h]	63.2	65.2	65.1	65.3	64.7	62.4	60.5						
Avg. Dist. to Rail [m]	8.4	3.8	3.9	3.9	3.8	4.8	5.4						
Avg. Stride Freq. [Hz]	2.3	2.4	2.3	2.3	2.3	2.3	2.3						
Avg. Stride Length [m]	6.2	6.7	7.2	7.0	7.0	7.0	6.8						





GattonProfessional
Race 7: GOODYEAR AUTOCARE GATTON RATINGS BAND 0 - 55
Handicap - 1400m
25 January 2026 - 16:45



LOCKYER VALLEY
TURF CLUB

Track Rating: Good 4, Weather: Fine, Rail Position: Out 1m 900-450; True Remainder.

Section		Overall				1200m	1000m	800m	600m	400m	Last 600m	
Field Times		1:23.53				1:10.03	0:58.51	0:46.98	0:35.60	0:23.80	0:35.60	
		(0:13.50)				(0:11.52)	(0:11.53)	(0:11.38)	(0:11.80)	(0:11.73)		
Rank	TAB	Horse/Jockey	Barrier	Top Speed [km/h]	Fastest Section							Distance Travelled [m]
1	10	SHOW ME THE STARS	9	65.4	0:11.32	1:23.53 [1]	1:09.31 [10]	0:57.72 [10]	0:46.17 [10]	0:34.85 [10]	0:22.98 [11]	0:34.85
		Montana Philpot		400m	800m	(0:14.22)	(0:11.59)	(0:11.55)	(0:11.32)	(0:11.87)	(0:11.49)	
2	6	CLEARLY GEORGE	1	66.0	0:11.44	1:23.69 [2]	1:10.19 [1]	0:58.55 [2]	0:47.11 [2]	0:35.64 [4]	0:23.96 [1]	0:35.64 -15
		Harrison Shaw		1200m	1000m	(0:13.50)	(0:11.64)	(0:11.44)	(0:11.47)	(0:11.68)	(0:11.73)	
3	4	STANDLEE	10	65.7	0:11.17	1:23.79 [3]	1:09.67 [9]	0:58.00 [9]	0:46.45 [9]	0:35.28 [8]	0:23.38 [9]	0:35.28 +9
		Sean Cormack		800m	800m	(0:14.12)	(0:11.67)	(0:11.55)	(0:11.17)	(0:11.90)	(0:11.58)	
4	13	ANCIENT MISSION	3	65.9	0:11.41	1:23.90 [4]	1:09.93 [6]	0:58.52 [6]	0:47.00 [6]	0:35.54 [6]	0:23.69 [5]	0:35.54 -5
		Tiffani Brooker		1200m	1200m	(0:13.97)	(0:11.41)	(0:11.52)	(0:11.46)	(0:11.85)	(0:11.70)	
5	1	MAGADAN	11	65.3	0:11.32	1:23.96 [5]	1:10.29 [3]	0:58.76 [3]	0:47.33 [3]	0:36.01 [2]	0:23.94 [4]	0:36.01 +6
		Bailie Baker		800m	800m	(0:13.67)	(0:11.53)	(0:11.43)	(0:11.32)	(0:12.07)	(0:11.76)	
6	5	TICKLE MY TOSEN	12	66.5	0:11.00	1:24.11 [6]	1:09.78 [11]	0:57.81 [11]	0:46.30 [11]	0:35.30 [11]	0:23.89 [6]	0:35.30 -9
		Jaden Lloyd		800m	800m	(0:14.33)	(0:11.97)	(0:11.51)	(0:11.00)	(0:11.41)	(0:11.74)	
7	9	MONAZEL	6	66.2	0:11.28	1:24.15 [7]	1:10.31 [5]	0:58.83 [4]	0:47.38 [4]	0:36.10 [3]	0:24.20 [3]	0:36.10 -5
		Michael Murphy		Overall	800m	(0:13.84)	(0:11.48)	(0:11.45)	(0:11.28)	(0:11.90)	(0:11.75)	
8	7	MEKANIC	4	64.9	0:11.38	1:24.24 [8]	1:10.24 [8]	0:58.70 [7]	0:47.10 [7]	0:35.72 [9]	0:23.71 [10]	0:35.72 -3
		Paul Hamblin		800m	800m	(0:14.00)	(0:11.54)	(0:11.60)	(0:11.38)	(0:12.01)	(0:11.82)	
9	8	ED I AM	2	66.0	0:11.38	1:24.52 [9]	1:10.93 [2]	0:59.50 [1]	0:47.97 [1]	0:36.59 [1]	0:24.75 [2]	0:36.59 -5
		Les Tilley		1200m	800m	(0:13.59)	(0:11.43)	(0:11.53)	(0:11.38)	(0:11.84)	(0:11.94)	
10	3	SAMMAAN CITY	8	66.3	0:11.21	1:24.63 [10]	1:10.66 [6]	0:58.89 [8]	0:47.34 [8]	0:36.13 [7]	0:24.22 [8]	0:36.13 +4
		Brandon Lerena		800m	800m	(0:13.97)	(0:11.77)	(0:11.55)	(0:11.21)	(0:11.91)	(0:11.85)	

Scratched: Rothweiler (#14), Peach Galantes (#17), State A Fact (#20), Upstart Lover (#12), Oh Pretty Emma (#16), Galactic Legend (#15), Husson's Revenge (#19), Averred (#2), Higher Calling (#18)

Report Created: Sun 25 January 2026 17:14 GMT+ (Note: Timing is based on position data)

Page 1/15

[] Ranking at each section and finish
-:-:- No data available at this section
NA No data available

SCN Saddle cloth number
DNF Did not finish
DNT Did not track

data processed by TRIPLESDATA



GattonProfessional
Race 7: GOODYEAR AUTOCARE GATTON RATINGS BAND 0 - 55
Handicap - 1400m
25 January 2026 - 16:45



Track Rating: Good 4, Weather: Fine, Rail Position: Out 1m 900-450; True Remainder.

Section					Overall	1200m	1000m	800m	600m	400m	Last 600m		
Field Times					1:23.53 (0:13.50)	1:10.03 (0:11.52)	0:58.51 (0:11.53)	0:46.98 (0:11.38)	0:35.60 (0:11.80)	0:23.80 (0:11.73)	0:35.60		
Rank	TAB	Horse/Jockey	Barrier	Top Speed [km/h]	Fastest Section								Distance Travelled [m]
11	11	ILANA THE FIRST	7	64.7	0:11.43	1:24.81 [11]	1:11.03 [4]	0:59.45 [5]	0:48.02 [5]	0:36.58 [5]	0:24.54 [7]	0:36.58	+5
		Fred Larson		800m	1000m	(0:13.78)	(0:11.58)	(0:11.43)	(0:11.44)	(0:12.04)	(0:11.91)		

Scratched: Rothweiler (#14), Peach Galantes (#17), State A Fact (#20), Upstart Lover (#12), Oh Pretty Emma (#16), Galactic Legend (#15), Husson's Revenge (#19), Averred (#2), Higher Calling (#18)



GattonProfessional
Race 7: GOODYEAR AUTOCARE GATTON RATINGS BAND 0 - 55
Handicap - 1400m
25 January 2026 - 16:45



Track Rating: Good 4, Weather: Fine, Rail Position: Out 1m 900-450; True Remainder.

Section Field Times				200m 0:12.07 (0:12.07)				Last 600m 0:35.60	
Rank	TAB	Horse/Jockey	Barrier	Top Speed [km/h]	Fastest Section	Margin		Distance Travelled [m]	
1	10	SHOW ME THE STARS	9	65.4	0:11.32	0:11.49 [8]	1:23.53	0:34.85	
		Montana Philpot		400m	800m	(0:11.49)			
2	6	CLEARLY GEORGE	1	66.0	0:11.44	0:12.23 [1]	0.91L	0:35.64	-15
		Harrison Shaw		1200m	1000m	(0:12.23)			
3	4	STANDLEE	10	65.7	0:11.17	0:11.80 [7]	1.5L	0:35.28	+9
		Sean Cormack		800m	800m	(0:11.80)			
4	13	ANCIENT MISSION	3	65.9	0:11.41	0:11.99 [5]	2.17L	0:35.54	-5
		Tiffani Brooker		1200m	1200m	(0:11.99)			
5	1	MAGADAN	11	65.3	0:11.32	0:12.18 [4]	2.55L	0:36.01	+6
		Bailie Baker		800m	800m	(0:12.18)			
6	5	TICKLE MY TOSEN	12	66.5	0:11.00	0:12.15 [6]	3.43L	0:35.30	-9
		Jaden Lloyd		800m	800m	(0:12.15)			
7	9	MONAZEL	6	66.2	0:11.28	0:12.45 [2]	3.62L	0:36.10	-5
		Michael Murphy		Overall	800m	(0:12.45)			
8	7	MEKANIC	4	64.9	0:11.38	0:11.89 [11]	4.18L	0:35.72	-3
		Paul Hamblin		800m	800m	(0:11.89)			
9	8	ED I AM	2	66.0	0:11.38	0:12.81 [3]	5.83L	0:36.59	-5
		Les Tilley		1200m	800m	(0:12.81)			
10	3	SAMMAAN CITY	8	66.3	0:11.21	0:12.37 [10]	6.45L	0:36.13	+4
		Brandon Lerena		800m	800m	(0:12.37)			

Scratched: Rothweiler (#14), Peach Galantes (#17), State A Fact (#20), Upstart Lover (#12), Oh Pretty Emma (#16), Galactic Legend (#15), Husson's Revenge (#19), Averred (#2), Higher Calling (#18)

Report Created: Sun 25 January 2026 17:14 GMT+ (Note: Timing is based on position data)

Page 3/15

[] Ranking at each section and finish
-:-:- No data available at this section
NA No data available

SCN Saddle cloth number
DNF Did not finish
DNT Did not track

data processed by  **TRIPLESDATA**



GattonProfessional
Race 7: GOODYEAR AUTOCARE GATTON RATINGS BAND 0 - 55
Handicap - 1400m
25 January 2026 - 16:45



Track Rating: Good 4, Weather: Fine, Rail Position: Out 1m 900-450; True Remainder.

Section						200m	Last 600m				
Field Times						0:12.07 (0:12.07)	0:35.60				
Rank	TAB	Horse/Jockey	Barrier	Top Speed [km/h]	Fastest Section	Margin				Distance Travelled [m]	
11	11	ILANA THE FIRST	7	64.7	0:11.43	0:12.63 [9]	7.51L			0:36.58	+5
		Fred Larson		800m	1000m	(0:12.63)					

Scratched: Rothweiler (#14), Peach Galantes (#17), State A Fact (#20), Upstart Lover (#12), Oh Pretty Emma (#16), Galactic Legend (#15), Husson's Revenge (#19), Averred (#2), Higher Calling (#18)



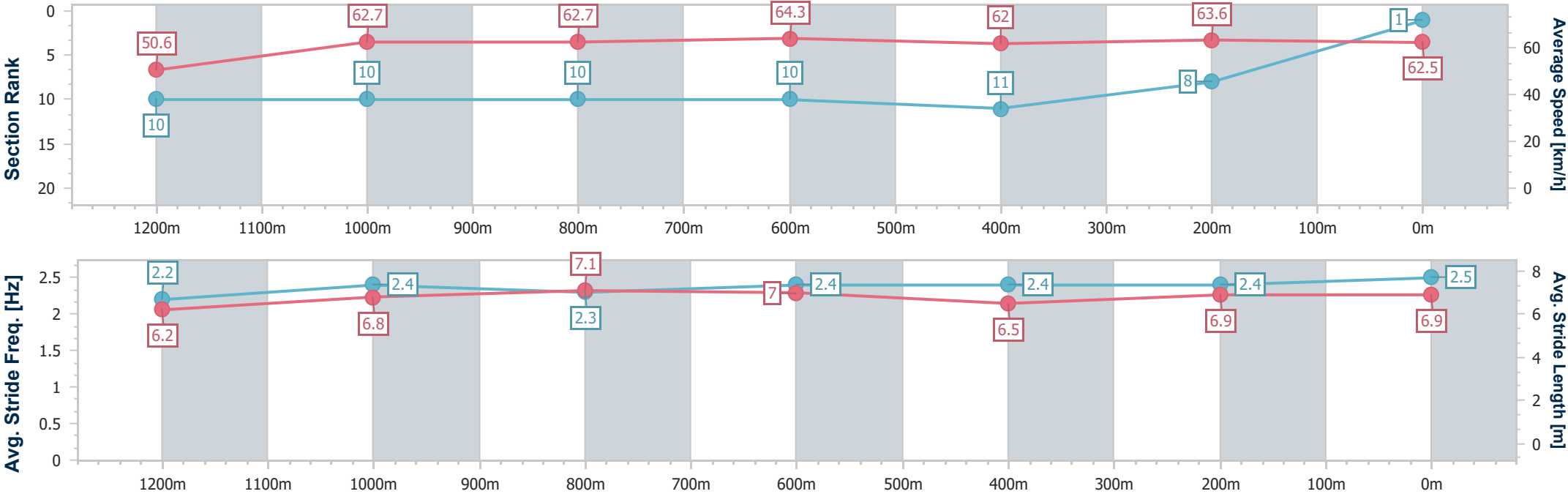
Horse/Jockey Name	Show Me The Stars
Final Rank	1
Fastest Section Time (Section)	0:11.32 (800m)
Top Speed [km/h] (Section)	65.4 (400m)
Race State	Finished



GattonProfessional
Race 7: GOODYEAR AUTOCARE GATTON RATINGS BAND 0 -
55 Handicap - 1400m
25 January 2026 - 16:45
Track Rating: Good 4, Weather: Fine, Rail Position: Out 1m 900-
450; True Remainder.



Section	Overall	1200m	1000m	800m	600m	400m	200m						
Section Times	1:23.53 [1] (0:14.22)	1:09.31 [10] (0:11.59)	0:57.72 [10] (0:11.55)	0:46.17 [10] (0:11.32)	0:34.85 [10] (0:11.87)	0:22.98 [11] (0:11.49)	0:11.49 [8] (0:11.49)						
Average Speed [km/h]	50.6	62.7	62.7	64.3	62.0	63.6	62.5						
Top Speed [km/h]	64.2	64.4	64.5	64.6	63.5	65.4	64.5						
Avg. Dist. to Rail [m]	5.7	1.5	1.6	2.7	3.7	6.8	9.0						
Avg. Stride Freq. [Hz]	2.2	2.4	2.3	2.4	2.4	2.4	2.5						
Avg. Stride Length [m]	6.2	6.8	7.1	7.0	6.5	6.9	6.9						





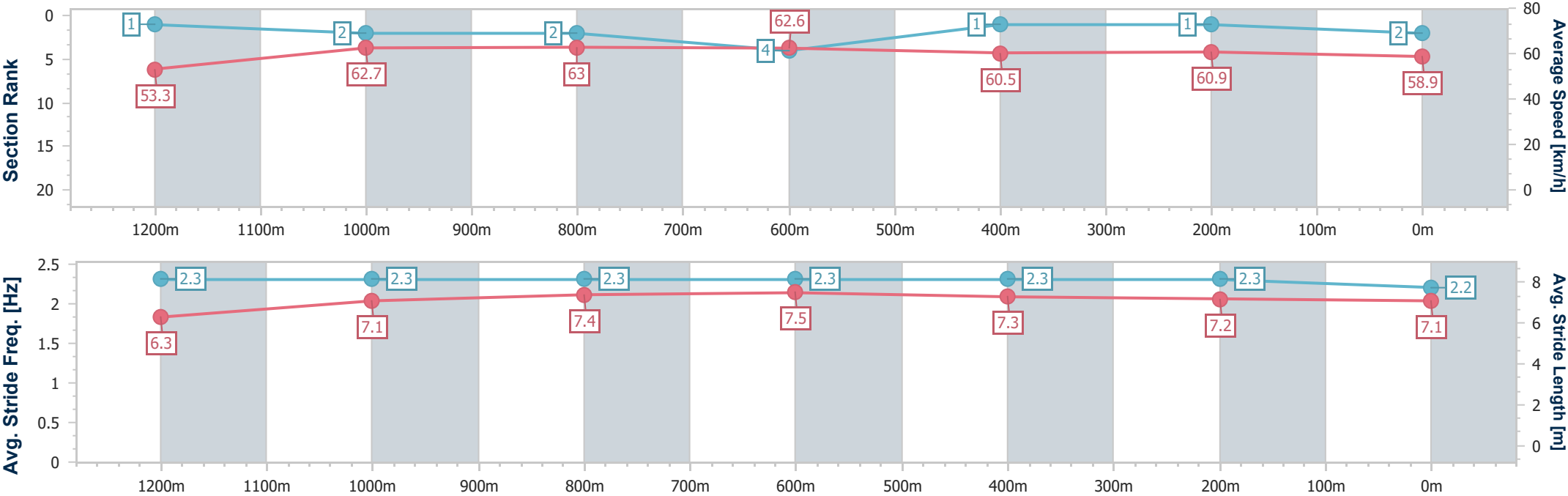
Horse/Jockey Name	Clearly George
Final Rank	2
Fastest Section Time (Section)	0:11.44 (1000m)
Top Speed [km/h] (Section)	66.0 (1200m)
Race State	Finished



GattonProfessional
Race 7: GOODYEAR AUTOCARE GATTON RATINGS BAND 0 -
55 Handicap - 1400m
25 January 2026 - 16:45
Track Rating: Good 4, Weather: Fine, Rail Position: Out 1m 900-
450; True Remainder.



Section	Overall	1200m	1000m	800m	600m	400m	200m						
Section Times	1:23.69 [2] (0:13.50)	1:10.19 [1] (0:11.64)	0:58.55 [2] (0:11.44)	0:47.11 [2] (0:11.47)	0:35.64 [4] (0:11.68)	0:23.96 [1] (0:11.73)	0:12.23 [1] (0:12.23)						
Average Speed [km/h]	53.3	62.7	63.0	62.6	60.5	60.9	58.9						
Top Speed [km/h]	65.5	66.0	63.8	63.6	63.4	62.1	60.8						
Avg. Dist. to Rail [m]	1.4	1.7	0.9	1.3	2.7	3.0	1.2						
Avg. Stride Freq. [Hz]	2.3	2.3	2.3	2.3	2.3	2.3	2.2						
Avg. Stride Length [m]	6.3	7.1	7.4	7.5	7.3	7.2	7.1						





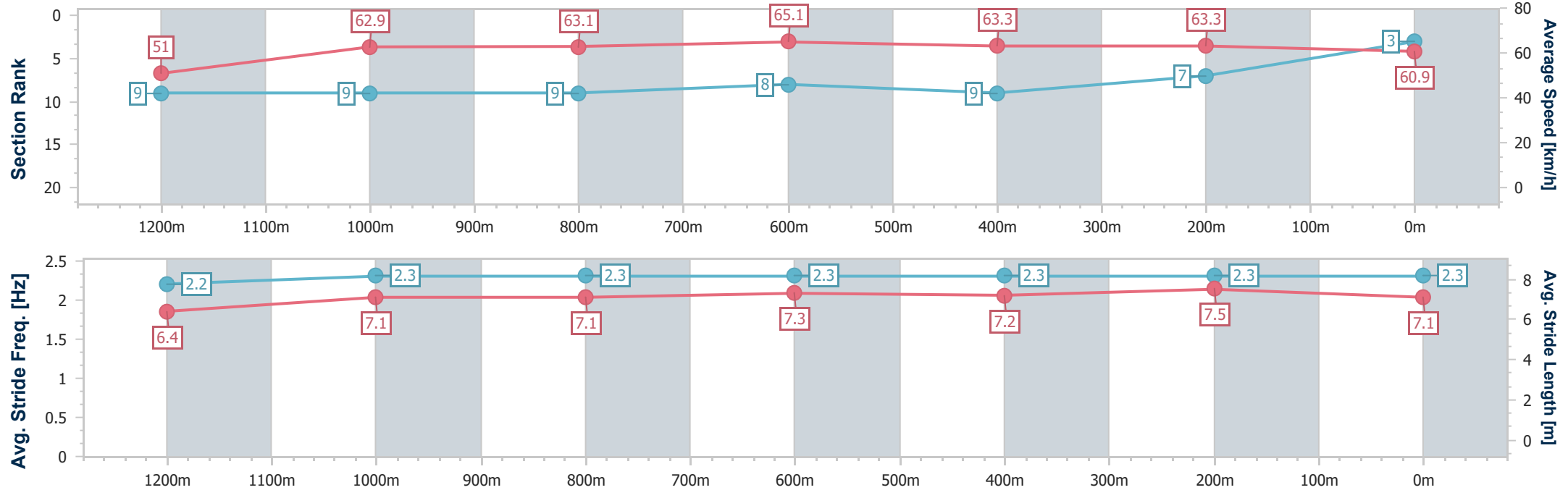
Horse/Jockey Name	Standlee
Final Rank	3
Fastest Section Time (Section)	0:11.17 (800m)
Top Speed [km/h] (Section)	65.7 (800m)
Race State	Finished



GattonProfessional
Race 7: GOODYEAR AUTOCARE GATTON RATINGS BAND 0 -
55 Handicap - 1400m
25 January 2026 - 16:45
Track Rating: Good 4, Weather: Fine, Rail Position: Out 1m 900-
450; True Remainder.



Section	Overall	1200m	1000m	800m	600m	400m	200m						
Section Times	1:23.79 [3] (0:14.12)	1:09.67 [9] (0:11.67)	0:58.00 [9] (0:11.55)	0:46.45 [9] (0:11.17)	0:35.28 [8] (0:11.90)	0:23.38 [9] (0:11.58)	0:11.80 [7] (0:11.80)						
Average Speed [km/h]	51.0	62.9	63.1	65.1	63.3	63.3	60.9						
Top Speed [km/h]	63.3	63.5	64.8	65.7	63.8	63.8	63.3						
Avg. Dist. to Rail [m]	6.4	3.0	2.9	5.0	7.1	8.5	8.3						
Avg. Stride Freq. [Hz]	2.2	2.3	2.3	2.3	2.3	2.3	2.3						
Avg. Stride Length [m]	6.4	7.1	7.1	7.3	7.2	7.5	7.1						





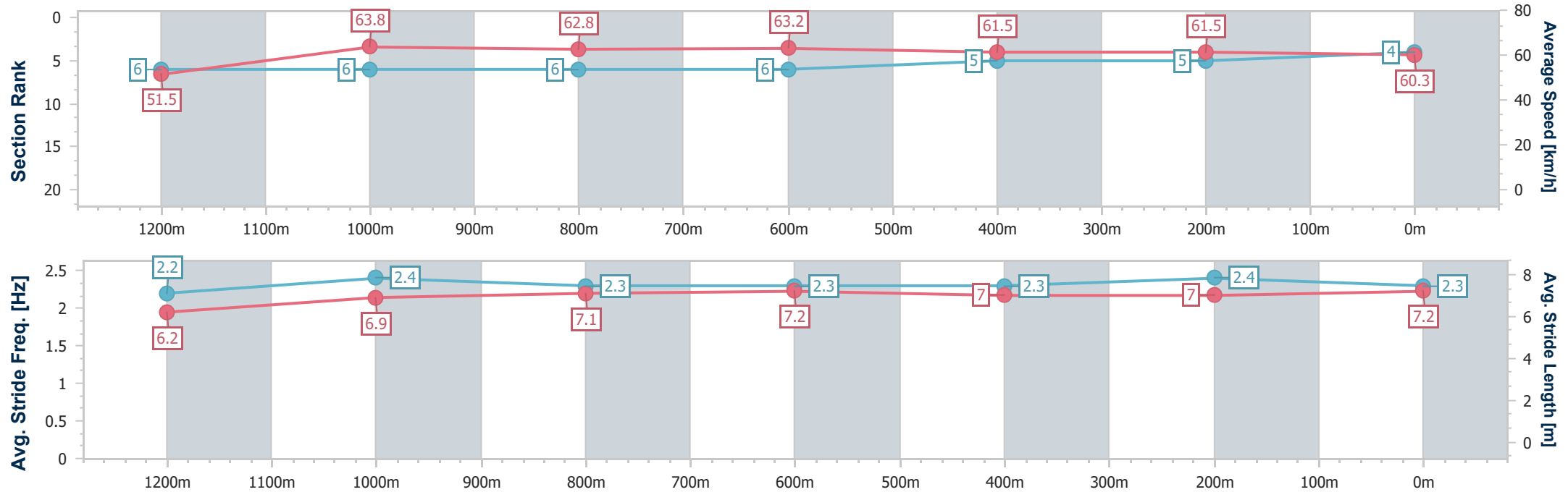
Horse/Jockey Name	Ancient Mission
Final Rank	4
Fastest Section Time (Section)	0:11.41 (1200m)
Top Speed [km/h] (Section)	65.9 (1200m)
Race State	Finished



GattonProfessional
Race 7: GOODYEAR AUTOCARE GATTON RATINGS BAND 0 - 55 Handicap - 1400m
25 January 2026 - 16:45
Track Rating: Good 4, Weather: Fine, Rail Position: Out 1m 900-450; True Remainder.



Section	Overall	1200m	1000m	800m	600m	400m	200m						
Section Times	1:23.90 [4] (0:13.97)	1:09.93 [6] (0:11.41)	0:58.52 [6] (0:11.52)	0:47.00 [6] (0:11.46)	0:35.54 [6] (0:11.85)	0:23.69 [5] (0:11.70)	0:11.99 [5] (0:11.99)						
Average Speed [km/h]	51.5	63.8	62.8	63.2	61.5	61.5	60.3						
Top Speed [km/h]	65.7	65.9	63.9	64.0	62.7	62.7	61.0						
Avg. Dist. to Rail [m]	2.4	1.1	1.6	2.0	1.8	2.6	2.5						
Avg. Stride Freq. [Hz]	2.2	2.4	2.3	2.3	2.3	2.4	2.3						
Avg. Stride Length [m]	6.2	6.9	7.1	7.2	7.0	7.0	7.2						





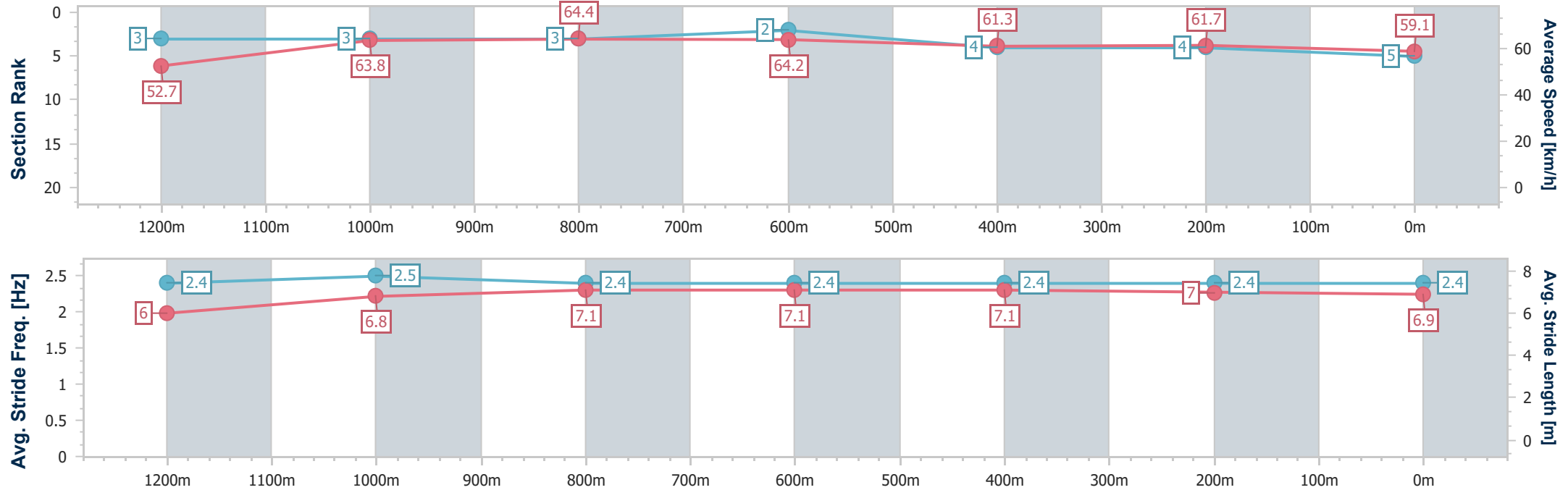
Horse/Jockey Name	Magadan
Final Rank	5
Fastest Section Time (Section)	0:11.32 (800m)
Top Speed [km/h] (Section)	65.3 (800m)
Race State	Finished



GattonProfessional
Race 7: GOODYEAR AUTOCARE GATTON RATINGS BAND 0 -
55 Handicap - 1400m
25 January 2026 - 16:45
Track Rating: Good 4, Weather: Fine, Rail Position: Out 1m 900-
450; True Remainder.



Section	Overall	1200m	1000m	800m	600m	400m	200m						
Section Times	1:23.96 [5] (0:13.67)	1:10.29 [3] (0:11.53)	0:58.76 [3] (0:11.43)	0:47.33 [3] (0:11.32)	0:36.01 [2] (0:12.07)	0:23.94 [4] (0:11.76)	0:12.18 [4] (0:12.18)						
Average Speed [km/h]	52.7	63.8	64.4	64.2	61.3	61.7	59.1						
Top Speed [km/h]	63.9	65.1	65.2	65.3	64.1	62.7	61.2						
Avg. Dist. to Rail [m]	7.2	4.0	4.9	4.7	4.5	4.5	5.7						
Avg. Stride Freq. [Hz]	2.4	2.5	2.4	2.4	2.4	2.4	2.4						
Avg. Stride Length [m]	6.0	6.8	7.1	7.1	7.1	7.0	6.9						





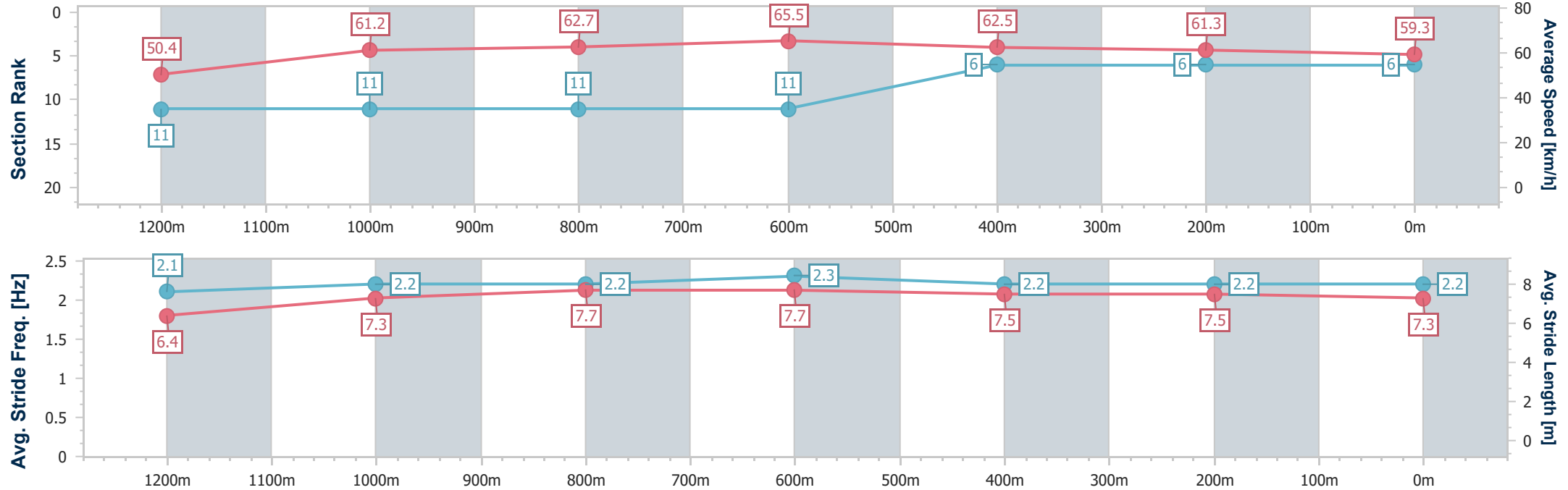
Horse/Jockey Name	Tickle My Tosen
Final Rank	6
Fastest Section Time (Section)	0:11.00 (800m)
Top Speed [km/h] (Section)	66.5 (800m)
Race State	Finished



GattonProfessional
Race 7: GOODYEAR AUTOCARE GATTON RATINGS BAND 0 - 55 Handicap - 1400m
25 January 2026 - 16:45
Track Rating: Good 4, Weather: Fine, Rail Position: Out 1m 900-450; True Remainder.



Section	Overall	1200m	1000m	800m	600m	400m	200m						
Section Times	1:24.11 [6] (0:14.33)	1:09.78 [11] (0:11.97)	0:57.81 [11] (0:11.51)	0:46.30 [11] (0:11.00)	0:35.30 [11] (0:11.41)	0:23.89 [6] (0:11.74)	0:12.15 [6] (0:12.15)						
Average Speed [km/h]	50.4	61.2	62.7	65.5	62.5	61.3	59.3						
Top Speed [km/h]	62.7	63.0	65.4	66.5	66.2	62.8	62.2						
Avg. Dist. to Rail [m]	8.3	2.8	0.9	0.6	1.1	0.6	0.3						
Avg. Stride Freq. [Hz]	2.1	2.2	2.2	2.3	2.2	2.2	2.2						
Avg. Stride Length [m]	6.4	7.3	7.7	7.7	7.5	7.5	7.3						





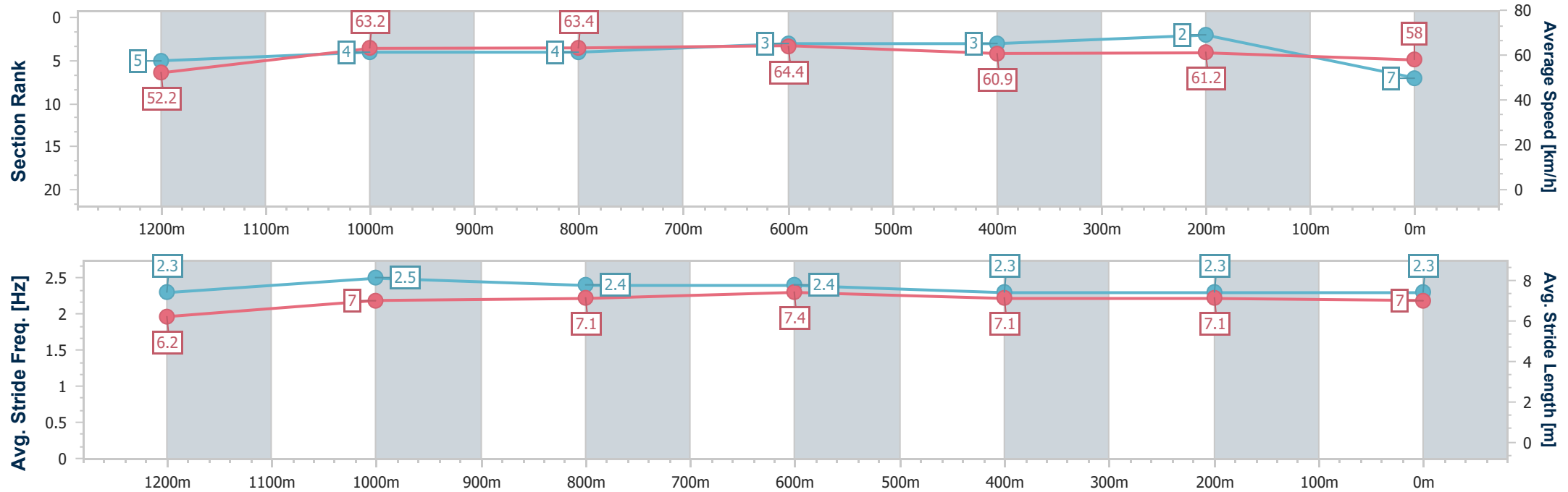
Horse/Jockey Name	Monazel
Final Rank	7
Fastest Section Time (Section)	0:11.28 (800m)
Top Speed [km/h] (Section)	66.2 (Overall)
Race State	Finished



GattonProfessional
Race 7: GOODYEAR AUTOCARE GATTON RATINGS BAND 0 -
55 Handicap - 1400m
25 January 2026 - 16:45
Track Rating: Good 4, Weather: Fine, Rail Position: Out 1m 900-
450; True Remainder.



Section	Overall	1200m	1000m	800m	600m	400m	200m						
Section Times	1:24.15 [7] (0:13.84)	1:10.31 [5] (0:11.48)	0:58.83 [4] (0:11.45)	0:47.38 [4] (0:11.28)	0:36.10 [3] (0:11.90)	0:24.20 [3] (0:11.75)	0:12.45 [2] (0:12.45)						
Average Speed [km/h]	52.2	63.2	63.4	64.4	60.9	61.2	58.0						
Top Speed [km/h]	66.2	65.3	64.8	65.9	63.8	62.1	60.6						
Avg. Dist. to Rail [m]	3.2	1.8	2.5	2.3	1.4	1.1	3.0						
Avg. Stride Freq. [Hz]	2.3	2.5	2.4	2.4	2.3	2.3	2.3						
Avg. Stride Length [m]	6.2	7.0	7.1	7.4	7.1	7.1	7.0						





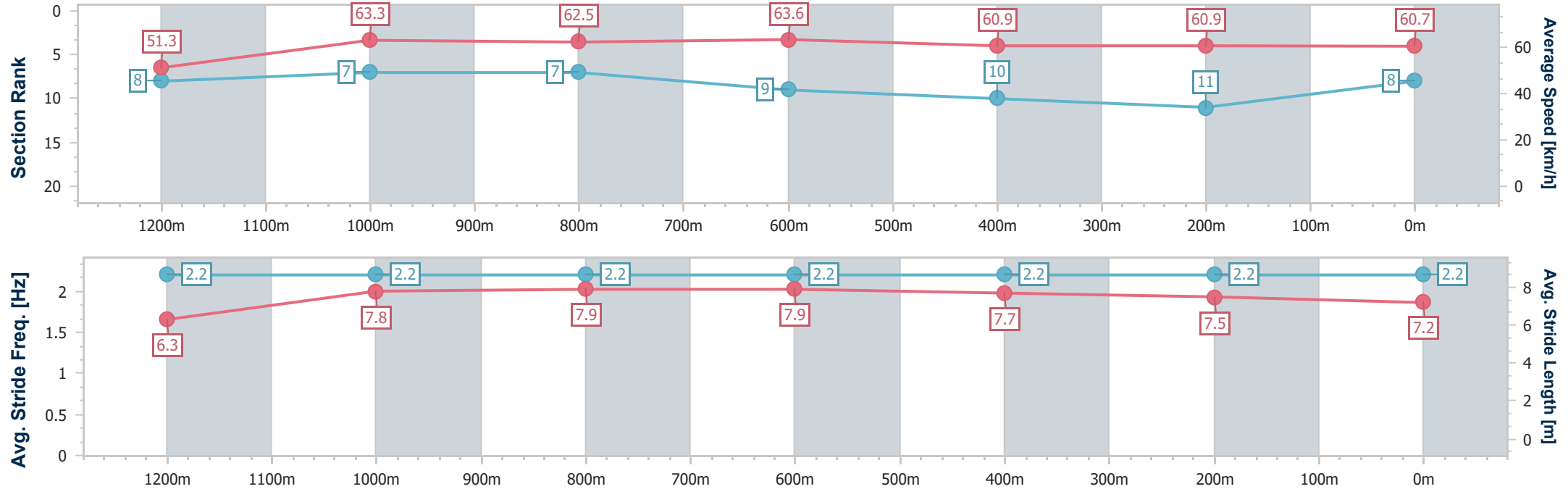
Horse/Jockey Name	Mekanik
Final Rank	8
Fastest Section Time (Section)	0:11.38 (800m)
Top Speed [km/h] (Section)	64.9 (800m)
Race State	Finished



GattonProfessional
Race 7: GOODYEAR AUTOCARE GATTON RATINGS BAND 0 -
55 Handicap - 1400m
25 January 2026 - 16:45
Track Rating: Good 4, Weather: Fine, Rail Position: Out 1m 900-
450; True Remainder.



Section	Overall	1200m	1000m	800m	600m	400m	200m						
Section Times	1:24.24 [8] (0:14.00)	1:10.24 [8] (0:11.54)	0:58.70 [7] (0:11.60)	0:47.10 [7] (0:11.38)	0:35.72 [9] (0:12.01)	0:23.71 [10] (0:11.82)	0:11.89 [11] (0:11.89)						
Average Speed [km/h]	51.3	63.3	62.5	63.6	60.9	60.9	60.7						
Top Speed [km/h]	63.8	64.4	64.5	64.9	62.3	63.3	63.2						
Avg. Dist. to Rail [m]	3.3	2.1	1.8	2.8	2.5	1.1	1.1						
Avg. Stride Freq. [Hz]	2.2	2.2	2.2	2.2	2.2	2.2	2.2						
Avg. Stride Length [m]	6.3	7.8	7.9	7.9	7.7	7.5	7.2						





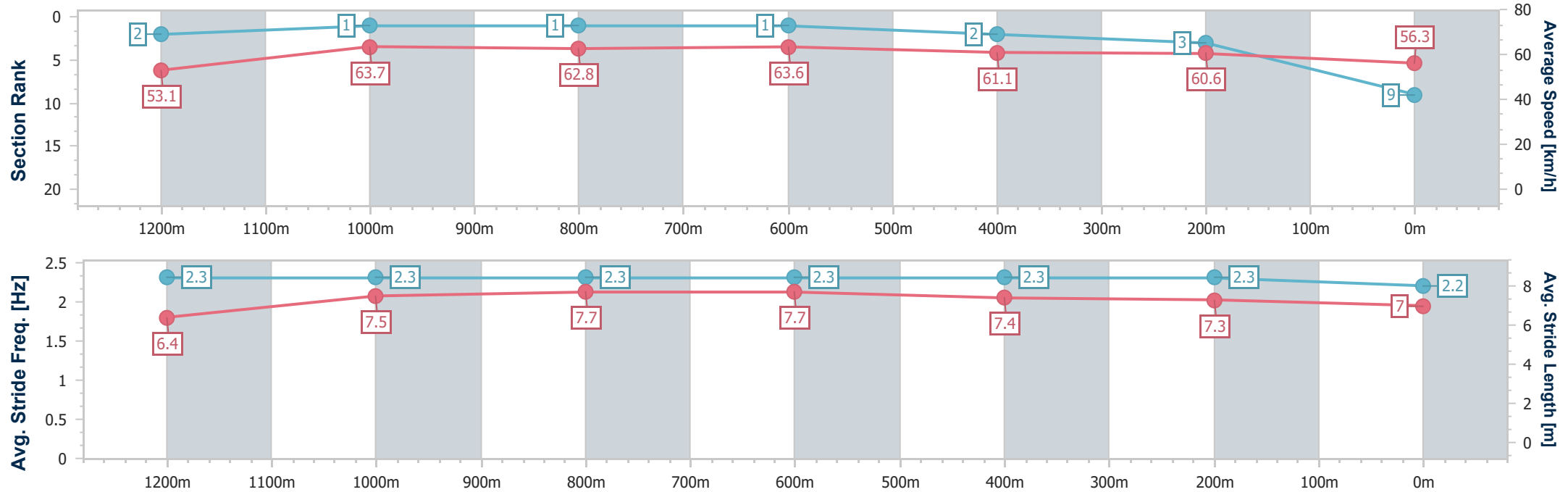
Horse/Jockey Name	Ed I Am
Final Rank	9
Fastest Section Time (Section)	0:11.38 (800m)
Top Speed [km/h] (Section)	66.0 (1200m)
Race State	Finished



GattonProfessional
Race 7: GOODYEAR AUTOCARE GATTON RATINGS BAND 0 -
55 Handicap - 1400m
25 January 2026 - 16:45
Track Rating: Good 4, Weather: Fine, Rail Position: Out 1m 900-
450; True Remainder.



Section	Overall	1200m	1000m	800m	600m	400m	200m						
Section Times	1:24.52 [9] (0:13.59)	1:10.93 [2] (0:11.43)	0:59.50 [1] (0:11.53)	0:47.97 [1] (0:11.38)	0:36.59 [1] (0:11.84)	0:24.75 [2] (0:11.94)	0:12.81 [3] (0:12.81)						
Average Speed [km/h]	53.1	63.7	62.8	63.6	61.1	60.6	56.3						
Top Speed [km/h]	65.2	66.0	63.8	64.3	62.8	61.6	59.1						
Avg. Dist. to Rail [m]	2.9	2.3	1.8	1.0	1.2	2.1	3.7						
Avg. Stride Freq. [Hz]	2.3	2.3	2.3	2.3	2.3	2.3	2.2						
Avg. Stride Length [m]	6.4	7.5	7.7	7.7	7.4	7.3	7.0						





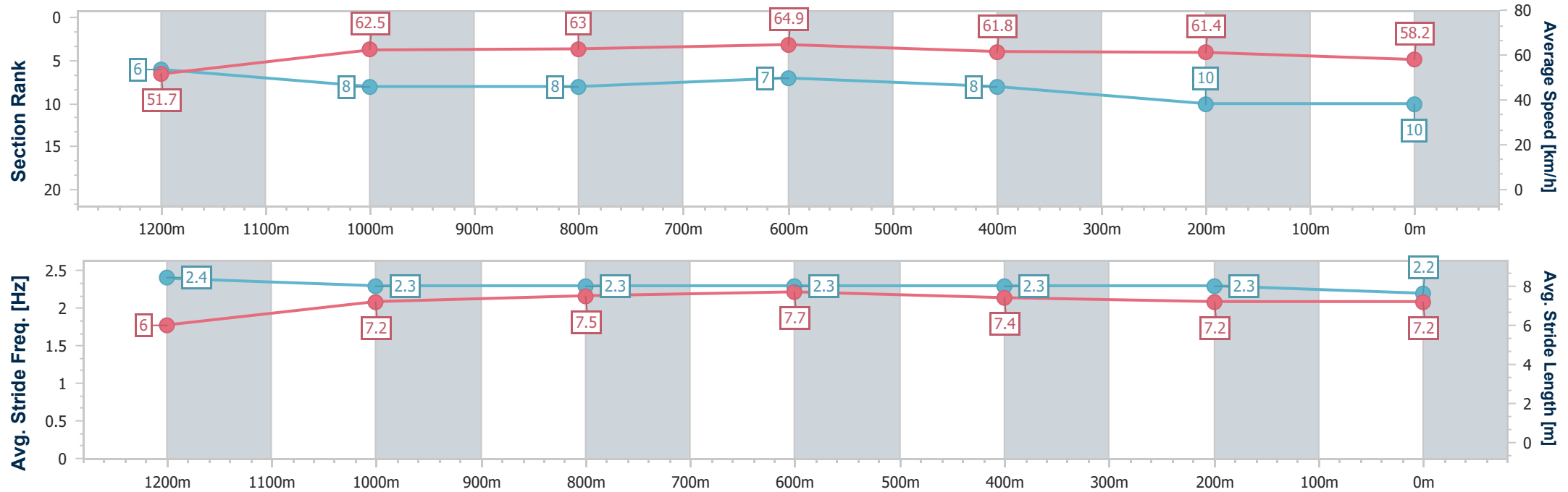
Horse/Jockey Name	Sammaan City
Final Rank	10
Fastest Section Time (Section)	0:11.21 (800m)
Top Speed [km/h] (Section)	66.3 (800m)
Race State	Finished



GattonProfessional
Race 7: GOODYEAR AUTOCARE GATTON RATINGS BAND 0 -
55 Handicap - 1400m
25 January 2026 - 16:45
Track Rating: Good 4, Weather: Fine, Rail Position: Out 1m 900-
450; True Remainder.



Section	Overall	1200m	1000m	800m	600m	400m	200m						
Section Times	1:24.63 [10] (0:13.97)	1:10.66 [6] (0:11.77)	0:58.89 [8] (0:11.55)	0:47.34 [8] (0:11.21)	0:36.13 [7] (0:11.91)	0:24.22 [8] (0:11.85)	0:12.37 [10] (0:12.37)						
Average Speed [km/h]	51.7	62.5	63.0	64.9	61.8	61.4	58.2						
Top Speed [km/h]	63.6	63.8	65.3	66.3	63.8	63.3	60.6						
Avg. Dist. to Rail [m]	5.9	4.1	3.1	3.1	3.7	5.6	7.5						
Avg. Stride Freq. [Hz]	2.4	2.3	2.3	2.3	2.3	2.3	2.2						
Avg. Stride Length [m]	6.0	7.2	7.5	7.7	7.4	7.2	7.2						





Horse/Jockey Name	Ilana The First
Final Rank	11
Fastest Section Time (Section)	0:11.43 (1000m)
Top Speed [km/h] (Section)	64.7 (800m)
Race State	Finished



GattonProfessional
Race 7: GOODYEAR AUTOCARE GATTON RATINGS BAND 0 -
55 Handicap - 1400m
25 January 2026 - 16:45
Track Rating: Good 4, Weather: Fine, Rail Position: Out 1m 900-
450; True Remainder.



Section	Overall	1200m	1000m	800m	600m	400m	200m						
Section Times	1:24.81 [11] (0:13.78)	1:11.03 [4] (0:11.58)	0:59.45 [5] (0:11.43)	0:48.02 [5] (0:11.44)	0:36.58 [5] (0:12.04)	0:24.54 [7] (0:11.91)	0:12.63 [9] (0:12.63)						
Average Speed [km/h]	52.2	63.7	63.8	63.9	61.4	61.0	56.9						
Top Speed [km/h]	64.2	64.5	64.7	64.7	63.1	62.1	59.5						
Avg. Dist. to Rail [m]	4.9	3.6	4.2	4.7	4.8	4.0	4.2						
Avg. Stride Freq. [Hz]	2.4	2.4	2.4	2.4	2.4	2.4	2.3						
Avg. Stride Length [m]	6.0	6.4	6.8	6.9	6.6	6.8	6.8						

