



KilcoyProfessional

Race 1: SEARLES GARDEN PRODUCTS Maiden Plate - 1200m

26 January 2026 - 11:11



Track Rating: Good 4, Weather: Fine, Rail Position: True Entire Course.

Section		Overall				1000m	800m	600m	400m	200m	Last 600m		
Field Times		1:11.39 (0:13.31)				0:58.08 (0:10.88)	0:47.20 (0:11.62)	0:35.58 (0:11.70)	0:23.88 (0:11.78)	0:12.10 (0:12.10)	0:35.58		
Rank	TAB	Horse/Jockey	Barrier	Top Speed [km/h]	Fastest Section						Margin	Distance Travelled [m]	
1	7	HAPPY WINS	4	67.5	0:10.88	1:11.39 [1]	0:58.08 [1]	0:47.20 [1]	0:35.58 [1]	0:23.88 [1]	0:12.10 [1]	1:11.39	0:35.58
		Micheal Hellyer		1000m	1000m	(0:13.31)	(0:10.88)	(0:11.62)	(0:11.70)	(0:11.78)	(0:12.10)		
2	5	BUBBLE WARRIOR	7	68.0	0:10.94	1:12.31 [2]	0:58.83 [2]	0:47.89 [2]	0:36.12 [4]	0:24.48 [2]	0:12.50 [2]	5.4L	0:36.12 +2
		Sean Cormack		Overall	1000m	(0:13.48)	(0:10.94)	(0:11.77)	(0:11.64)	(0:11.98)	(0:12.50)		
3	3	LEGAL CAUSE	6	67.6	0:11.05	1:12.55 [3]	0:58.68 [7]	0:47.63 [7]	0:35.86 [7]	0:24.21 [7]	0:12.13 [6]	6.83L	0:35.86 +1
		Chris Taylor		1000m	1000m	(0:13.87)	(0:11.05)	(0:11.77)	(0:11.65)	(0:12.08)	(0:12.13)		
4	4	SET FOR LIFE	5	67.2	0:11.02	1:12.72 [4]	0:59.13 [6]	0:48.11 [5]	0:36.39 [5]	0:24.53 [5]	0:12.43 [3]	7.8L	0:36.39 +0
		Stephanie Tierney		1000m	1000m	(0:13.59)	(0:11.02)	(0:11.72)	(0:11.86)	(0:12.10)	(0:12.43)		
5	8	RAZOR'S MAGIC	8	68.8	0:10.92	1:12.91 [5]	0:59.38 [4]	0:48.46 [3]	0:36.75 [3]	0:24.84 [4]	0:12.62 [4]	8.94L	0:36.75 -3
		Bailie Baker		1000m	1000m	(0:13.53)	(0:10.92)	(0:11.71)	(0:11.91)	(0:12.22)	(0:12.62)		
6	14	HANAA BOY	2	67.1	0:11.10	1:13.09 [6]	0:59.59 [3]	0:48.49 [4]	0:36.99 [2]	0:25.11 [3]	0:12.77 [5]	9.96L	0:36.99 -8
		Montanna Savva		1000m	1000m	(0:13.50)	(0:11.10)	(0:11.50)	(0:11.88)	(0:12.34)	(0:12.77)		
7	9	SHAKEN MARTINI	3	66.0	0:11.14	1:13.63 [7]	0:59.53 [9]	0:48.39 [8]	0:36.64 [8]	0:24.74 [8]	0:12.58 [8]	13.16L	0:36.64 -2
		Samantha Pointon		1000m	1000m	(0:14.10)	(0:11.14)	(0:11.75)	(0:11.90)	(0:12.16)	(0:12.58)		
8	13	DOING IT	1	66.2	0:11.28	1:14.50 [8]	1:00.44 [8]	0:49.16 [9]	0:37.17 [9]	0:25.03 [9]	0:12.64 [9]	18.29L	0:37.17 -4
		Tiffani Brooker		1000m	1000m	(0:14.06)	(0:11.28)	(0:11.99)	(0:12.14)	(0:12.39)	(0:12.64)		
9	1	ATHOL MAC	9	65.9	0:11.19	1:14.60 [9]	1:01.05 [5]	0:49.86 [6]	0:38.09 [6]	0:26.30 [6]	0:13.87 [7]	18.88L	0:38.09 +0
		Kayla Barker		1000m	1000m	(0:13.55)	(0:11.19)	(0:11.77)	(0:11.79)	(0:12.43)	(0:13.87)		

Scratched: Dashing Shanghai (#15), Choceclair (#10), Chidgey (#2), Quantum Overdrive (#6), Kamigamo (#11), Picka Poppy (#12)



Horse/Jockey Name	Happy Wins
Final Rank	1
Fastest Section Time (Section)	0:10.88 (1000m)
Top Speed [km/h] (Section)	67.5 (1000m)
Race State	Finished



KilcoyProfessional

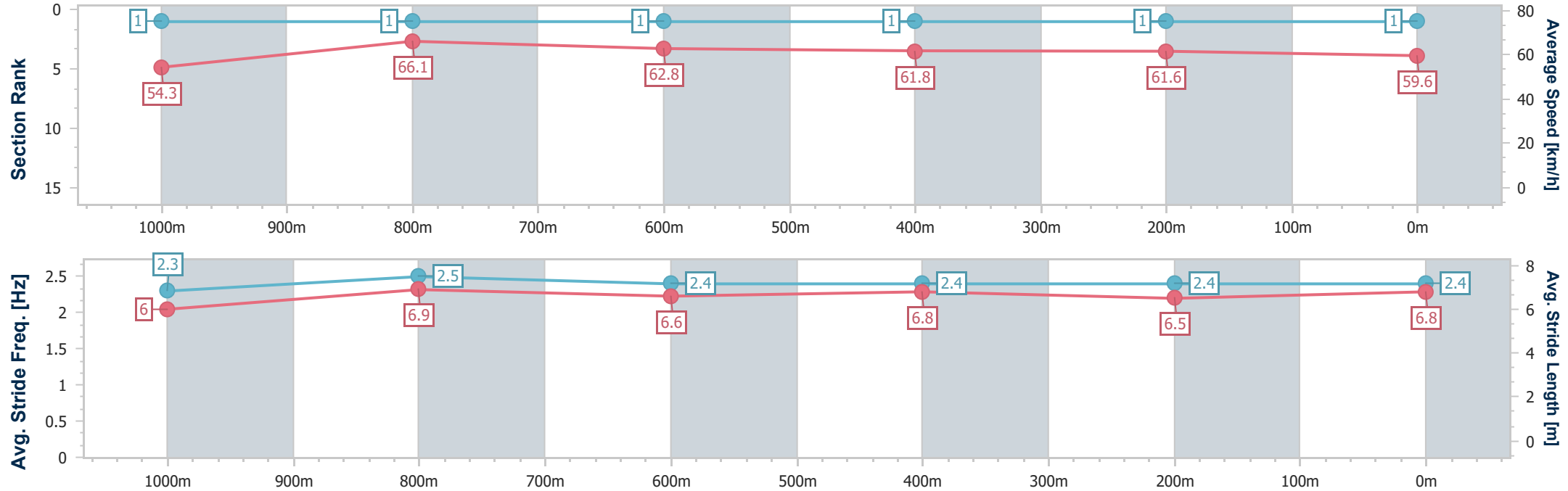
Race 1: SEARLES GARDEN PRODUCTS Maiden Plate - 1200m

26 January 2026 - 11:11

Track Rating: Good 4, Weather: Fine, Rail Position: True Entire Course.

Kilcoy Race Club
"Moosie Valley of the North"

Section	Overall	1000m	800m	600m	400m	200m							
Section Times	1:11.39 [1] (0:13.31)	0:58.08 [1] (0:10.88)	0:47.20 [1] (0:11.62)	0:35.58 [1] (0:11.70)	0:23.88 [1] (0:11.78)	0:12.10 [1] (0:12.10)							
Average Speed [km/h]	54.3	66.1	62.8	61.8	61.6	59.6							
Top Speed [km/h]	66.4	67.5	64.8	63.0	62.9	61.4							
Avg. Dist. to Rail [m]	2.7	0.9	1.7	2.1	1.6	2.1							
Avg. Stride Freq. [Hz]	2.3	2.5	2.4	2.4	2.4	2.4							
Avg. Stride Length [m]	6.0	6.9	6.6	6.8	6.5	6.8							



- [] Ranking at each section and finish
- .-.- No data available at this section
- NA No data available



Horse/Jockey Name	Bubble Warrior
Final Rank	2
Fastest Section Time (Section)	0:10.94 (1000m)
Top Speed [km/h] (Section)	68.0 (Overall)
Race State	Finished



KilcoyProfessional

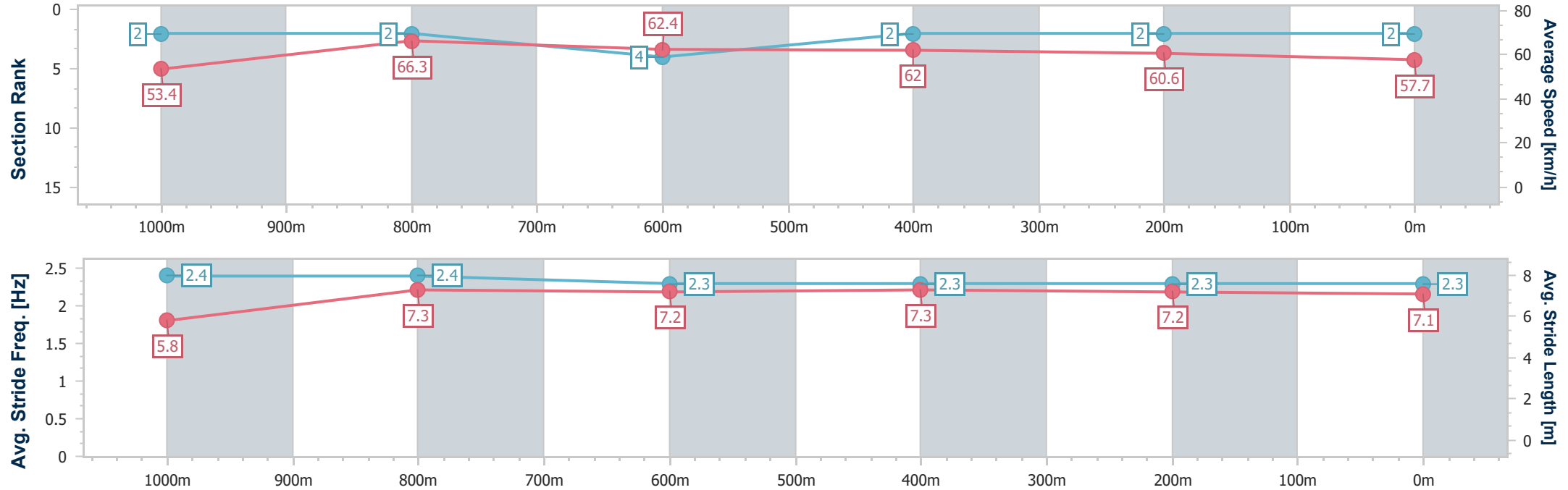
Race 1: SEARLES GARDEN PRODUCTS Maiden Plate - 1200m

Kilcoy Race Club
"Moosie Valley of the North"

26 January 2026 - 11:11

Track Rating: Good 4, Weather: Fine, Rail Position: True Entire Course.

Section	Overall	1000m	800m	600m	400m	200m							
Section Times	1:12.31 [2] (0:13.48)	0:58.83 [2] (0:10.94)	0:47.89 [2] (0:11.77)	0:36.12 [4] (0:11.64)	0:24.48 [2] (0:11.98)	0:12.50 [2] (0:12.50)							
Average Speed [km/h]	53.4	66.3	62.4	62.0	60.6	57.7							
Top Speed [km/h]	68.0	67.8	64.7	63.7	62.7	59.6							
Avg. Dist. to Rail [m]	6.9	3.3	2.5	2.5	1.2	3.2							
Avg. Stride Freq. [Hz]	2.4	2.4	2.3	2.3	2.3	2.3							
Avg. Stride Length [m]	5.8	7.3	7.2	7.3	7.2	7.1							



[] Ranking at each section and finish
-.-.- No data available at this section
NA No data available



Horse/Jockey Name	Legal Cause
Final Rank	3
Fastest Section Time (Section)	0:11.05 (1000m)
Top Speed [km/h] (Section)	67.6 (1000m)
Race State	Finished



KilcoyProfessional

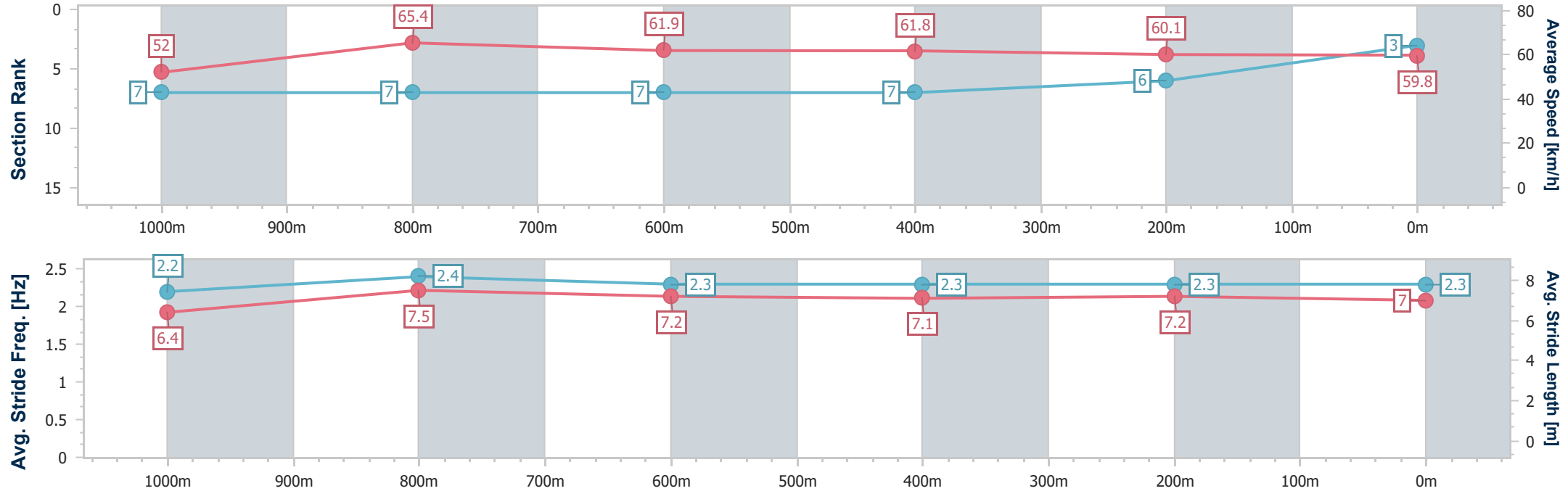
Race 1: SEARLES GARDEN PRODUCTS Maiden Plate - 1200m

26 January 2026 - 11:11

Track Rating: Good 4, Weather: Fine, Rail Position: True Entire Course.

Kilcoy Race Club
"Moosie Valley of the North"

Section	Overall	1000m	800m	600m	400m	200m							
Section Times	1:12.55 [3] (0:13.87)	0:58.68 [7] (0:11.05)	0:47.63 [7] (0:11.77)	0:35.86 [7] (0:11.65)	0:24.21 [7] (0:12.08)	0:12.13 [6] (0:12.13)							
Average Speed [km/h]	52.0	65.4	61.9	61.8	60.1	59.8							
Top Speed [km/h]	65.1	67.6	64.5	63.6	63.1	60.9							
Avg. Dist. to Rail [m]	5.3	1.9	1.4	0.4	1.3	6.9							
Avg. Stride Freq. [Hz]	2.2	2.4	2.3	2.3	2.3	2.3							
Avg. Stride Length [m]	6.4	7.5	7.2	7.1	7.2	7.0							



[] Ranking at each section and finish
- - - - No data available at this section
NA No data available



Horse/Jockey Name	Set For Life
Final Rank	4
Fastest Section Time (Section)	0:11.02 (1000m)
Top Speed [km/h] (Section)	67.2 (1000m)
Race State	Finished



KilcoyProfessional

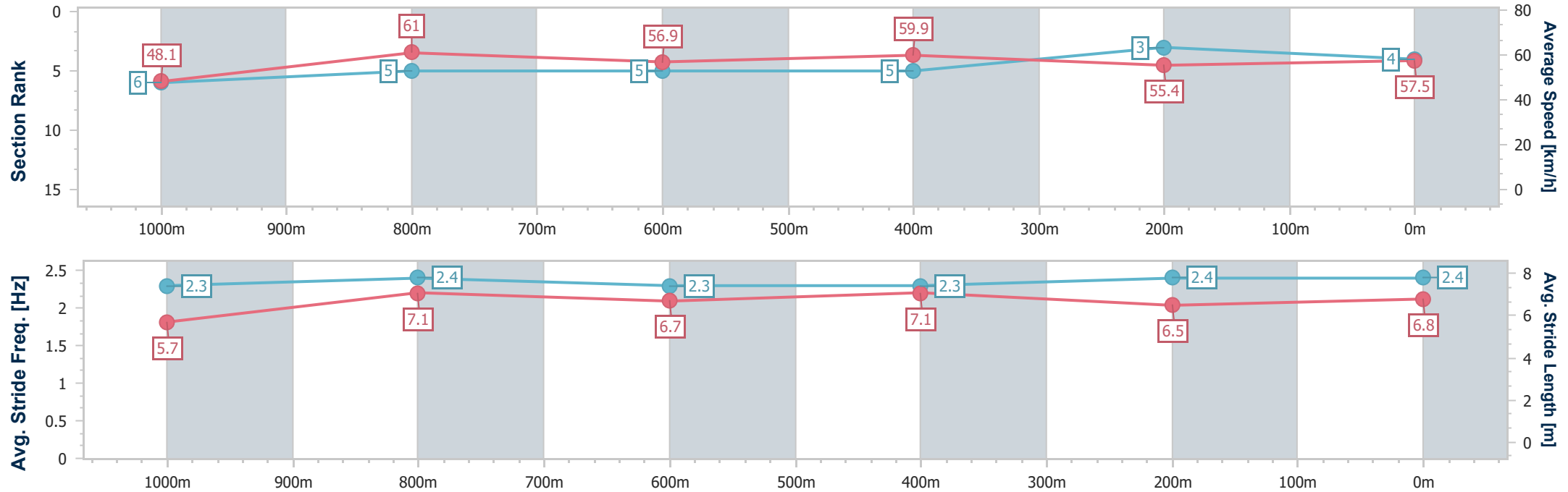
Race 1: SEARLES GARDEN PRODUCTS Maiden Plate - 1200m

26 January 2026 - 11:11

Track Rating: Good 4, Weather: Fine, Rail Position: True Entire Course.

Kilcoy Race Club
"Moosie Valley of the North"

Section	Overall	1000m	800m	600m	400m	200m							
Section Times	1:12.72 [4] (0:13.59)	0:59.13 [6] (0:11.02)	0:48.11 [5] (0:11.72)	0:36.39 [5] (0:11.86)	0:24.53 [5] (0:12.10)	0:12.43 [3] (0:12.43)							
Average Speed [km/h]	48.1	61.0	56.9	59.9	55.4	57.5							
Top Speed [km/h]	62.1	67.2	66.7	62.7	62.6	61.4							
Avg. Dist. to Rail [m]	4.5	1.6	1.5	1.9	2.5	4.9							
Avg. Stride Freq. [Hz]	2.3	2.4	2.3	2.3	2.4	2.4							
Avg. Stride Length [m]	5.7	7.1	6.7	7.1	6.5	6.8							



[] Ranking at each section and finish
-.-.- No data available at this section
NA No data available



Horse/Jockey Name	Razor's Magic
Final Rank	5
Fastest Section Time (Section)	0:10.92 (1000m)
Top Speed [km/h] (Section)	68.8 (1000m)
Race State	Finished



KilcoyProfessional

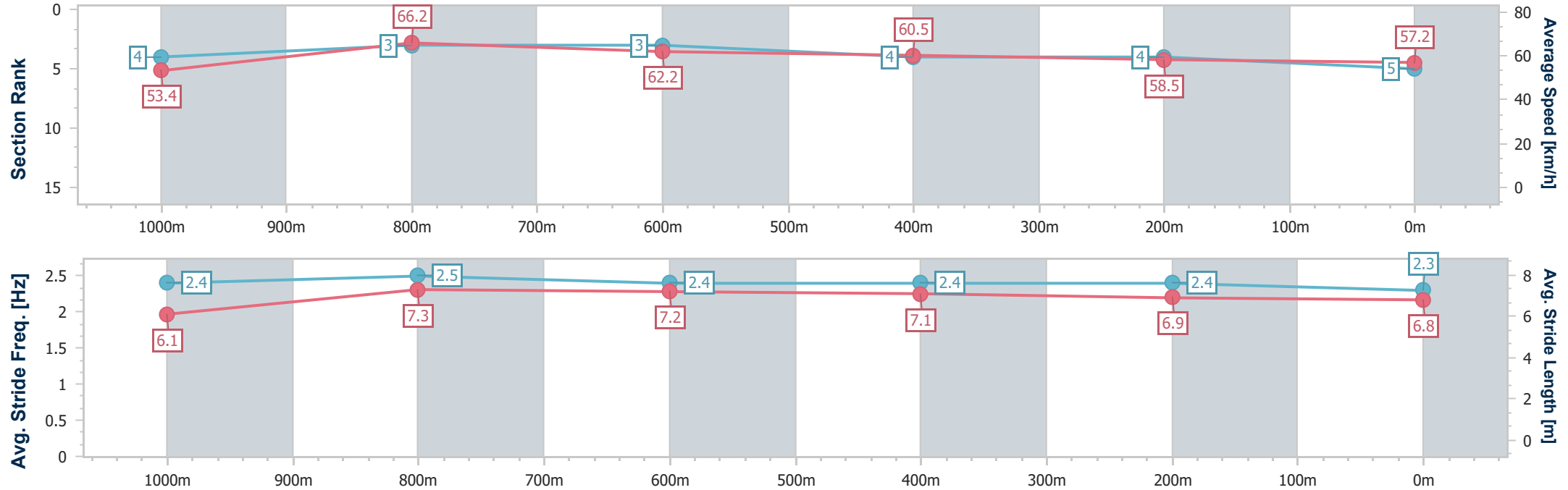
Race 1: SEARLES GARDEN PRODUCTS Maiden Plate - 1200m

Kilcoy Race Club
"Moosie Valley of the North"

26 January 2026 - 11:11

Track Rating: Good 4, Weather: Fine, Rail Position: True Entire Course.

Section	Overall	1000m	800m	600m	400m	200m								
Section Times	1:12.91 [5] (0:13.53)	0:59.38 [4] (0:10.92)	0:48.46 [3] (0:11.71)	0:36.75 [3] (0:11.91)	0:24.84 [4] (0:12.22)	0:12.62 [4] (0:12.62)								
Average Speed [km/h]	53.4	66.2	62.2	60.5	58.5	57.2								
Top Speed [km/h]	67.4	68.8	64.2	62.1	60.6	58.4								
Avg. Dist. to Rail [m]	6.3	2.0	1.6	1.1	0.6	1.8								
Avg. Stride Freq. [Hz]	2.4	2.5	2.4	2.4	2.4	2.3								
Avg. Stride Length [m]	6.1	7.3	7.2	7.1	6.9	6.8								





Horse/Jockey Name	Hanaa Boy
Final Rank	6
Fastest Section Time (Section)	0:11.10 (1000m)
Top Speed [km/h] (Section)	67.1 (1000m)
Race State	Finished



KilcoyProfessional

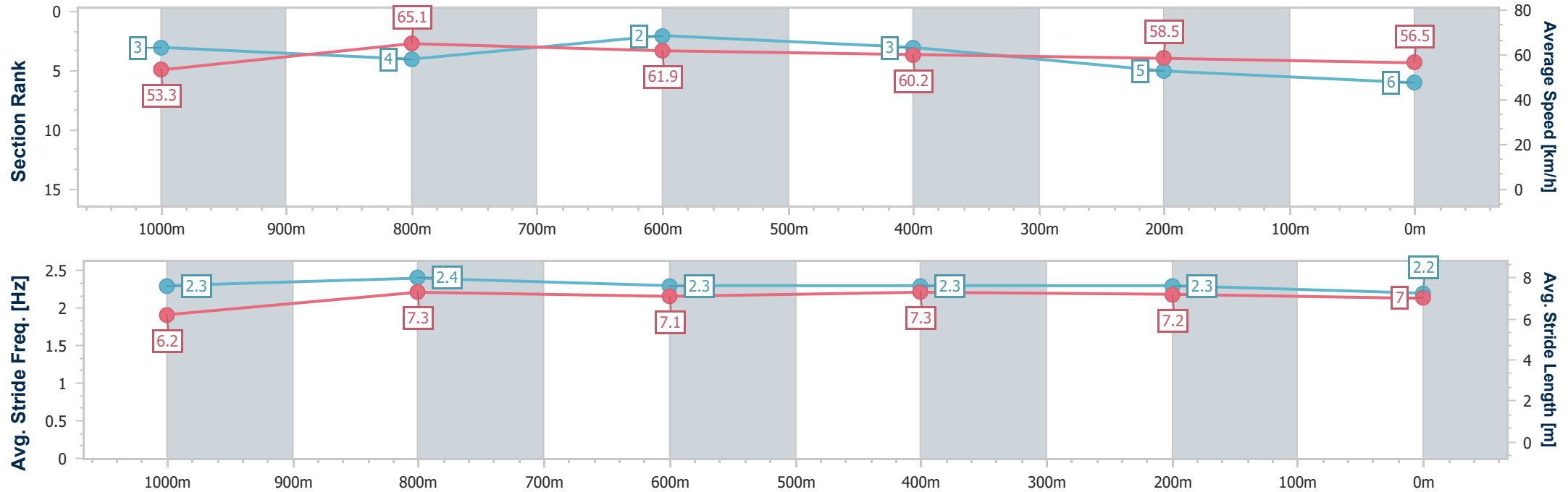
Race 1: SEARLES GARDEN PRODUCTS Maiden Plate - 1200m

Kilcoy Race Club
"Moosie Valley of the North"

26 January 2026 - 11:11

Track Rating: Good 4, Weather: Fine, Rail Position: True Entire Course.

Section	Overall	1000m	800m	600m	400m	200m							
Section Times	1:13.09 [6] (0:13.50)	0:59.59 [3] (0:11.10)	0:48.49 [4] (0:11.50)	0:36.99 [2] (0:11.88)	0:25.11 [3] (0:12.34)	0:12.77 [5] (0:12.77)							
Average Speed [km/h]	53.3	65.1	61.9	60.2	58.5	56.5							
Top Speed [km/h]	66.9	67.1	63.6	61.0	60.3	57.4							
Avg. Dist. to Rail [m]	2.1	0.8	1.9	1.1	0.8	2.2							
Avg. Stride Freq. [Hz]	2.3	2.4	2.3	2.3	2.3	2.2							
Avg. Stride Length [m]	6.2	7.3	7.1	7.3	7.2	7.0							



[] Ranking at each section and finish
- - - - No data available at this section
NA No data available



Horse/Jockey Name	Shaken Martini
Final Rank	7
Fastest Section Time (Section)	0:11.14 (1000m)
Top Speed [km/h] (Section)	66.0 (1000m)
Race State	Finished



KilcoyProfessional

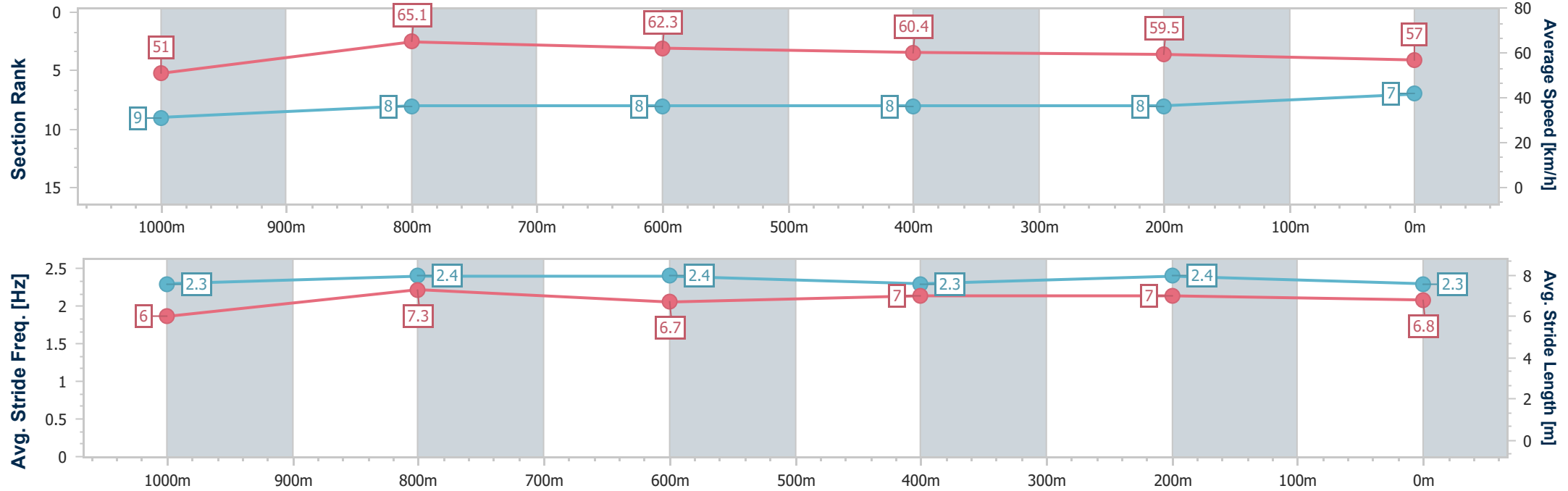
Race 1: SEARLES GARDEN PRODUCTS Maiden Plate - 1200m

26 January 2026 - 11:11

Track Rating: Good 4, Weather: Fine, Rail Position: True Entire Course.

Kilcoy Race Club
"Moosie Valley of the North"

Section	Overall	1000m	800m	600m	400m	200m							
Section Times	1:13.63 [7] (0:14.10)	0:59.53 [9] (0:11.14)	0:48.39 [8] (0:11.75)	0:36.64 [8] (0:11.90)	0:24.74 [8] (0:12.16)	0:12.58 [8] (0:12.58)							
Average Speed [km/h]	51.0	65.1	62.3	60.4	59.5	57.0							
Top Speed [km/h]	64.2	66.0	65.3	62.4	61.2	58.3							
Avg. Dist. to Rail [m]	3.3	1.8	2.4	1.3	0.3	1.2							
Avg. Stride Freq. [Hz]	2.3	2.4	2.4	2.3	2.4	2.3							
Avg. Stride Length [m]	6.0	7.3	6.7	7.0	7.0	6.8							



[] Ranking at each section and finish
-.-.- No data available at this section
NA No data available



Horse/Jockey Name	Doing It
Final Rank	8
Fastest Section Time (Section)	0:11.28 (1000m)
Top Speed [km/h] (Section)	66.2 (1000m)
Race State	Finished



KilcoyProfessional

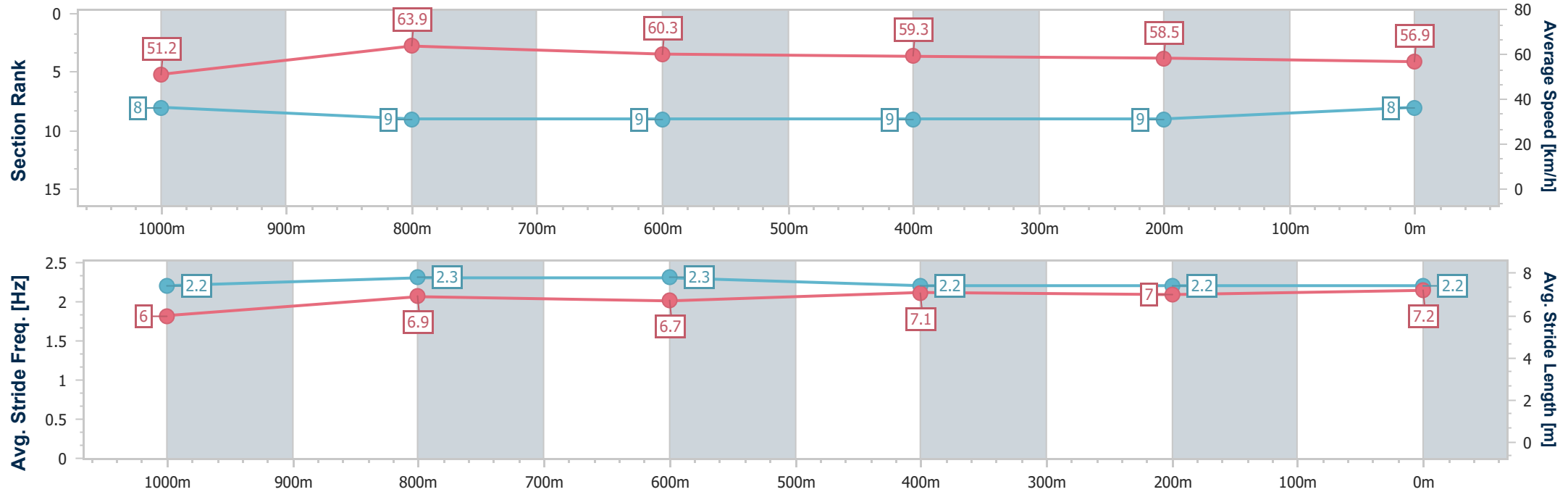
Race 1: SEARLES GARDEN PRODUCTS Maiden Plate - 1200m

26 January 2026 - 11:11

Track Rating: Good 4, Weather: Fine, Rail Position: True Entire Course.

Kilcoy Race Club
"Moosie Valley of the North"

Section	Overall	1000m	800m	600m	400m	200m							
Section Times	1:14.50 [8] (0:14.06)	1:00.44 [8] (0:11.28)	0:49.16 [9] (0:11.99)	0:37.17 [9] (0:12.14)	0:25.03 [9] (0:12.39)	0:12.64 [9] (0:12.64)							
Average Speed [km/h]	51.2	63.9	60.3	59.3	58.5	56.9							
Top Speed [km/h]	64.2	66.2	62.9	60.9	60.3	58.8							
Avg. Dist. to Rail [m]	1.0	0.5	0.7	1.7	0.7	1.5							
Avg. Stride Freq. [Hz]	2.2	2.3	2.3	2.2	2.2	2.2							
Avg. Stride Length [m]	6.0	6.9	6.7	7.1	7.0	7.2							





Horse/Jockey Name	Athol Mac
Final Rank	9
Fastest Section Time (Section)	0:11.19 (1000m)
Top Speed [km/h] (Section)	65.9 (1000m)
Race State	Finished



KilcoyProfessional

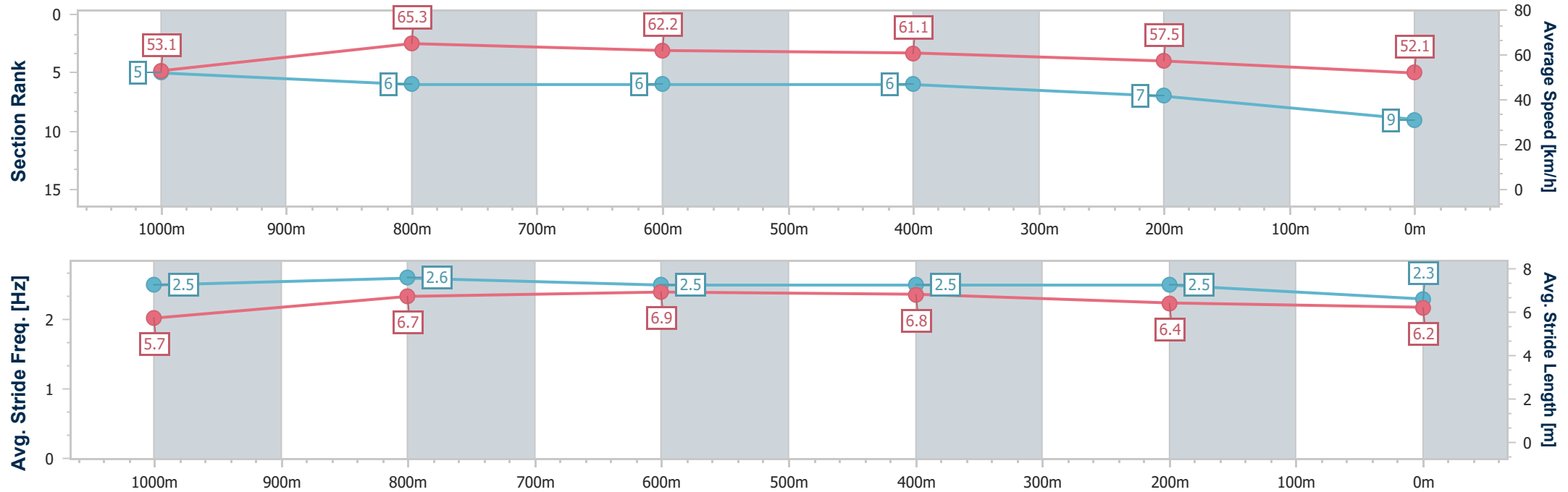
Race 1: SEARLES GARDEN PRODUCTS Maiden Plate - 1200m

Kilcoy Race Club
"Moosie Valley of the North"

26 January 2026 - 11:11

Track Rating: Good 4, Weather: Fine, Rail Position: True Entire Course.

Section	Overall	1000m	800m	600m	400m	200m								
Section Times	1:14.60 [9] (0:13.55)	1:01.05 [5] (0:11.19)	0:49.86 [6] (0:11.77)	0:38.09 [6] (0:11.79)	0:26.30 [6] (0:12.43)	0:13.87 [7] (0:13.87)								
Average Speed [km/h]	53.1	65.3	62.2	61.1	57.5	52.1								
Top Speed [km/h]	65.3	65.9	65.0	61.8	61.6	54.1								
Avg. Dist. to Rail [m]	9.0	5.3	2.8	0.6	0.7	1.6								
Avg. Stride Freq. [Hz]	2.5	2.6	2.5	2.5	2.5	2.3								
Avg. Stride Length [m]	5.7	6.7	6.9	6.8	6.4	6.2								



- [] Ranking at each section and finish
- .-.- No data available at this section
- NA No data available



KilcoyProfessional

Race 2: KILCOY EXCHANGE HOTEL BENCHMARK 55 Handicap - 800m

26 January 2026 - 11:45



Track Rating: Good 4, Weather: Fine, Rail Position: True Entire Course.

Section						Overall	600m	400m	200m	Last 600m		
Field Times						0:46.35 (0:13.00)	0:33.35 (0:10.22)	0:23.13 (0:11.36)	0:11.77 (0:11.77)	0:33.35		
Rank	TAB	Horse/Jockey	Barrier	Top Speed [km/h]	Fastest Section					Margin		
1	6	LOKEN	1	71.6	0:10.24	0:46.35 [1]	0:33.34 [2]	0:23.10 [3]	0:11.77 [1]	0:46.35	0:33.34	
		Damien Boche		600m	600m	(0:13.01)	(0:10.24)	(0:11.33)	(0:11.77)			
2	1	BAD FOREST	5	71.5	0:10.32	0:46.52 [2]	0:33.10 [9]	0:22.78 [8]	0:11.72 [3]	1.04L	0:33.10	
		Samantha Pointon		600m	600m	(0:13.42)	(0:10.32)	(0:11.06)	(0:11.72)		-3	
3	2	JAIN	7	70.8	0:10.41	0:46.79 [3]	0:33.48 [8]	0:23.07 [7]	0:11.79 [4]	2.6L	0:33.48	
		Julie Busuttin		600m	600m	(0:13.31)	(0:10.41)	(0:11.28)	(0:11.79)		-2	
4	12	JOHNNY UTAH	2	71.9	0:10.18	0:46.79 [4]	0:33.75 [4]	0:23.57 [1]	0:12.06 [2]	2.6L	0:33.75	
		Stephanie Tierney		600m	600m	(0:13.04)	(0:10.18)	(0:11.51)	(0:12.06)		+0	
5	3	BETTA BEING SINGLE	8	69.9	0:10.50	0:47.18 [5]	0:33.92 [7]	0:23.42 [9]	0:11.90 [9]	4.91L	0:33.92	
		Georgina Cartwright		600m	600m	(0:13.26)	(0:10.50)	(0:11.52)	(0:11.90)		+1	
6	10	STOP THE ROT	9	71.3	0:10.15	0:47.35 [6]	0:34.28 [5]	0:24.13 [2]	0:12.33 [5]	5.91L	0:34.28	
		Kayla Johnston		Overall	600m	(0:13.07)	(0:10.15)	(0:11.80)	(0:12.33)		+13	
7	4	AYE EYE BOOM	6	70.9	0:10.33	0:47.40 [7]	0:34.40 [1]	0:24.07 [4]	0:12.28 [8]	6.17L	0:34.40	
		Amelia Heinrich		600m	600m	(0:13.00)	(0:10.33)	(0:11.79)	(0:12.28)		+4	
8	5	KENTUCKY ROSE	4	71.3	0:10.34	0:47.41 [8]	0:34.27 [6]	0:23.93 [6]	0:12.39 [6]	6.25L	0:34.27	
		Kayla Barker		600m	600m	(0:13.14)	(0:10.34)	(0:11.54)	(0:12.39)		+4	
9	11	I'M A CHOCOHOLIC	3	71.3	0:10.40	0:47.68 [9]	0:34.64 [3]	0:24.24 [5]	0:12.58 [7]	7.82L	0:34.64	
		Kenji Yoshida		600m	600m	(0:13.04)	(0:10.40)	(0:11.66)	(0:12.58)		+3	

Scratched: Mister Tudor (#7), Fanci Fleur (#8), Pacific Pirate (#9)



Horse/Jockey Name	Loken
Final Rank	1
Fastest Section Time (Section)	0:10.24 (600m)
Top Speed [km/h] (Section)	71.6 (600m)
Race State	Finished

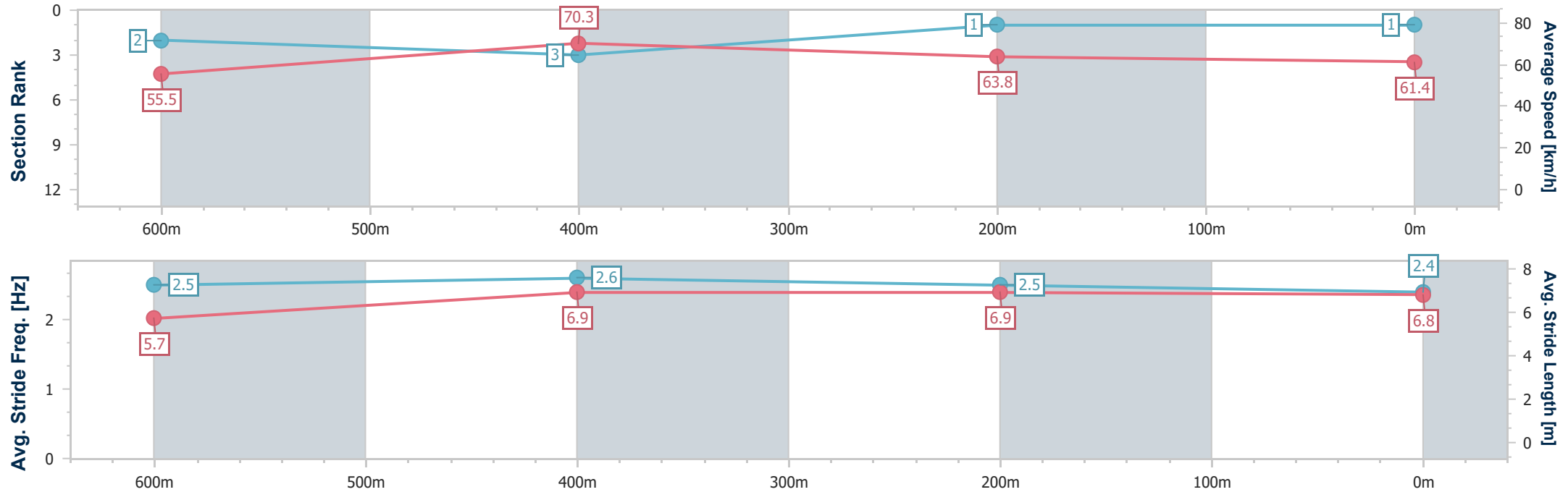


KilcoyProfessional
Race 2: KILCOY EXCHANGE HOTEL BENCHMARK 55
Handicap - 800m



26 January 2026 - 11:45
Track Rating: Good 4, Weather: Fine, Rail Position: True Entire Course.

Section	Overall	600m	400m	200m									
Section Times	0:46.35 [1] (0:13.01)	0:33.34 [2] (0:10.24)	0:23.10 [3] (0:11.33)	0:11.77 [1] (0:11.77)									
Average Speed [km/h]	55.5	70.3	63.8	61.4									
Top Speed [km/h]	71.3	71.6	67.8	62.8									
Avg. Dist. to Rail [m]	1.2	1.3	0.8	3.8									
Avg. Stride Freq. [Hz]	2.5	2.6	2.5	2.4									
Avg. Stride Length [m]	5.7	6.9	6.9	6.8									





Horse/Jockey Name	Bad Forest
Final Rank	2
Fastest Section Time (Section)	0:10.32 (600m)
Top Speed [km/h] (Section)	71.5 (600m)
Race State	Finished

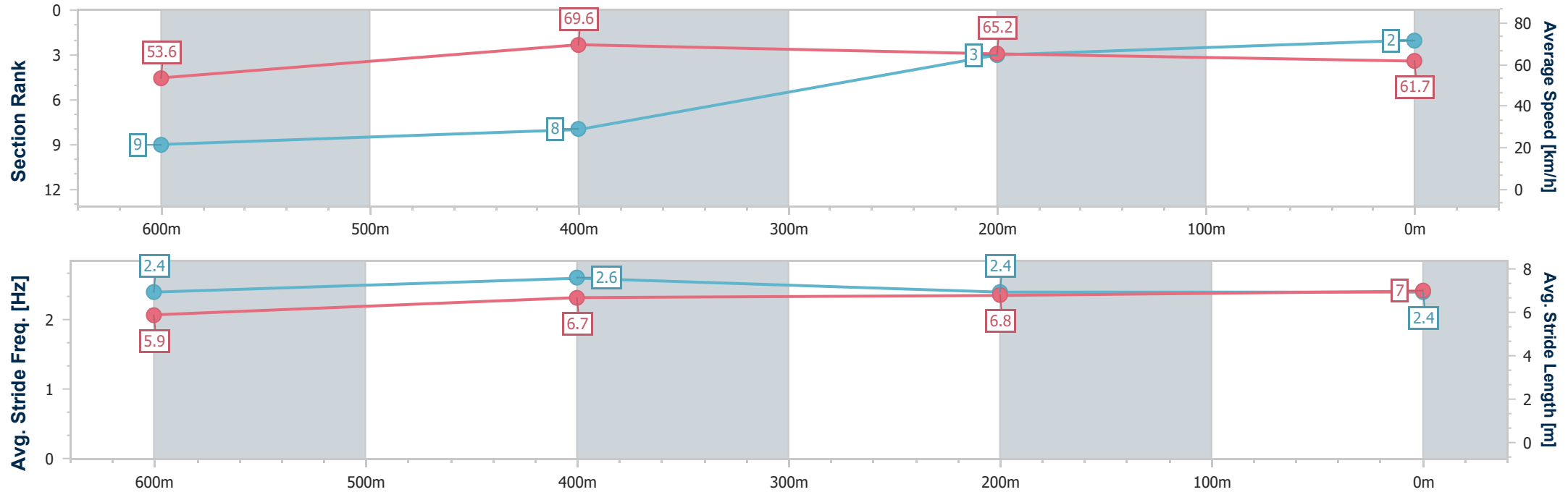


KilcoyProfessional
Race 2: KILCOY EXCHANGE HOTEL BENCHMARK 55
Handicap - 800m



26 January 2026 - 11:45
Track Rating: Good 4, Weather: Fine, Rail Position: True Entire Course.

Section	Overall	600m	400m	200m										
Section Times	0:46.52 [2] (0:13.42)	0:33.10 [9] (0:10.32)	0:22.78 [8] (0:11.06)	0:11.72 [3] (0:11.72)										
Average Speed [km/h]	53.6	69.6	65.2	61.7										
Top Speed [km/h]	71.1	71.5	68.3	63.6										
Avg. Dist. to Rail [m]	5.0	1.4	0.4	2.9										
Avg. Stride Freq. [Hz]	2.4	2.6	2.4	2.4										
Avg. Stride Length [m]	5.9	6.7	6.8	7.0										



- [] Ranking at each section and finish
- .-.- No data available at this section
- NA No data available



Horse/Jockey Name	Jain
Final Rank	3
Fastest Section Time (Section)	0:10.41 (600m)
Top Speed [km/h] (Section)	70.8 (600m)
Race State	Finished

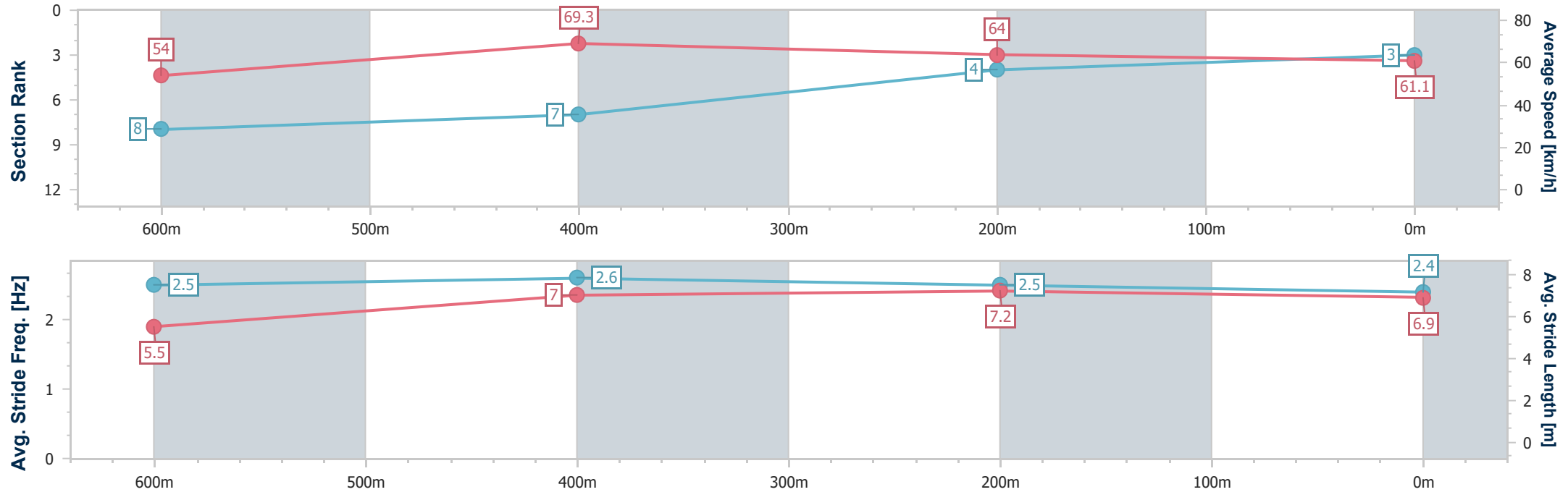


KilcoyProfessional
Race 2: KILCOY EXCHANGE HOTEL BENCHMARK 55
Handicap - 800m



26 January 2026 - 11:45
Track Rating: Good 4, Weather: Fine, Rail Position: True Entire Course.

Section	Overall	600m	400m	200m										
Section Times	0:46.79 [3] (0:13.31)	0:33.48 [8] (0:10.41)	0:23.07 [7] (0:11.28)	0:11.79 [4] (0:11.79)										
Average Speed [km/h]	54.0	69.3	64.0	61.1										
Top Speed [km/h]	70.3	70.8	68.3	62.0										
Avg. Dist. to Rail [m]	5.4	2.6	0.8	1.3										
Avg. Stride Freq. [Hz]	2.5	2.6	2.5	2.4										
Avg. Stride Length [m]	5.5	7.0	7.2	6.9										



- [] Ranking at each section and finish
- .-.- No data available at this section
- NA No data available



Horse/Jockey Name	Johnny Utah
Final Rank	4
Fastest Section Time (Section)	0:10.18 (600m)
Top Speed [km/h] (Section)	71.9 (600m)
Race State	Finished

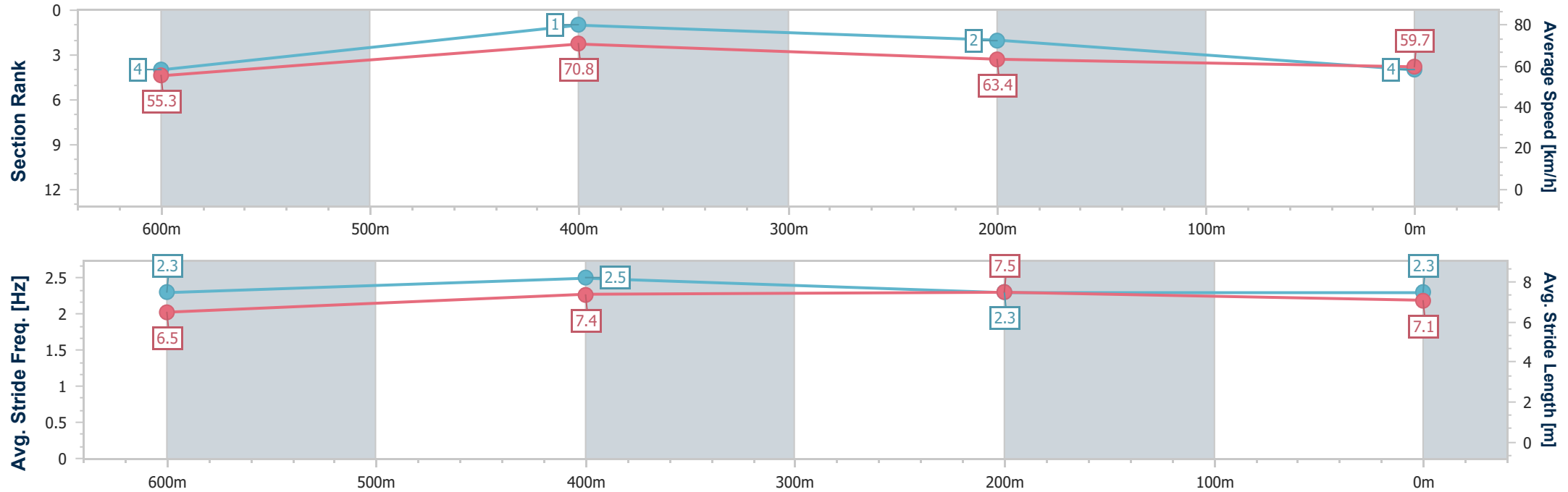


KilcoyProfessional
Race 2: KILCOY EXCHANGE HOTEL BENCHMARK 55
Handicap - 800m



26 January 2026 - 11:45
Track Rating: Good 4, Weather: Fine, Rail Position: True Entire Course.

Section	Overall	600m	400m	200m									
Section Times	0:46.79 [4] (0:13.04)	0:33.75 [4] (0:10.18)	0:23.57 [1] (0:11.51)	0:12.06 [2] (0:12.06)									
Average Speed [km/h]	55.3	70.8	63.4	59.7									
Top Speed [km/h]	71.5	71.9	67.8	61.4									
Avg. Dist. to Rail [m]	2.3	2.8	1.9	3.1									
Avg. Stride Freq. [Hz]	2.3	2.5	2.3	2.3									
Avg. Stride Length [m]	6.5	7.4	7.5	7.1									



[] Ranking at each section and finish
-.-.- No data available at this section
NA No data available



Horse/Jockey Name	Betta Being Single
Final Rank	5
Fastest Section Time (Section)	0:10.50 (600m)
Top Speed [km/h] (Section)	69.9 (600m)
Race State	Finished

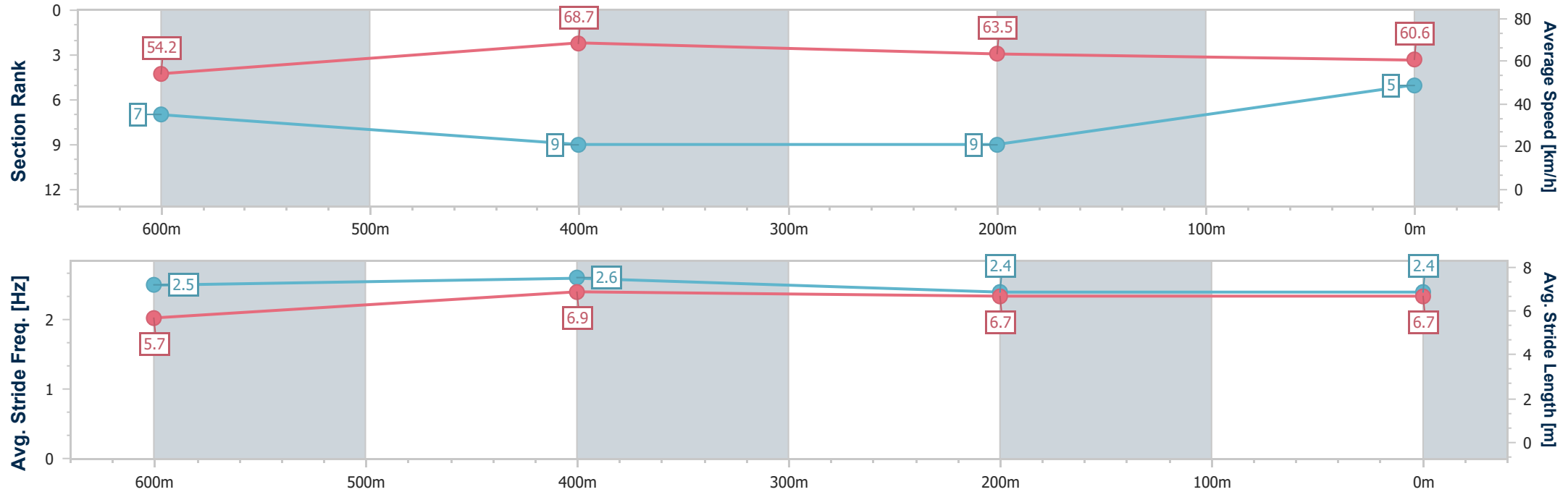


KilcoyProfessional
Race 2: KILCOY EXCHANGE HOTEL BENCHMARK 55
Handicap - 800m



26 January 2026 - 11:45
Track Rating: Good 4, Weather: Fine, Rail Position: True Entire Course.

Section	Overall	600m	400m	200m										
Section Times	0:47.18 [5] (0:13.26)	0:33.92 [7] (0:10.50)	0:23.42 [9] (0:11.52)	0:11.90 [9] (0:11.90)										
Average Speed [km/h]	54.2	68.7	63.5	60.6										
Top Speed [km/h]	69.8	69.9	69.2	61.6										
Avg. Dist. to Rail [m]	7.6	5.6	2.1	1.3										
Avg. Stride Freq. [Hz]	2.5	2.6	2.4	2.4										
Avg. Stride Length [m]	5.7	6.9	6.7	6.7										



- [] Ranking at each section and finish
- .-.- No data available at this section
- NA No data available



Horse/Jockey Name	Stop The Rot
Final Rank	6
Fastest Section Time (Section)	0:10.15 (600m)
Top Speed [km/h] (Section)	71.3 (Overall)
Race State	Finished

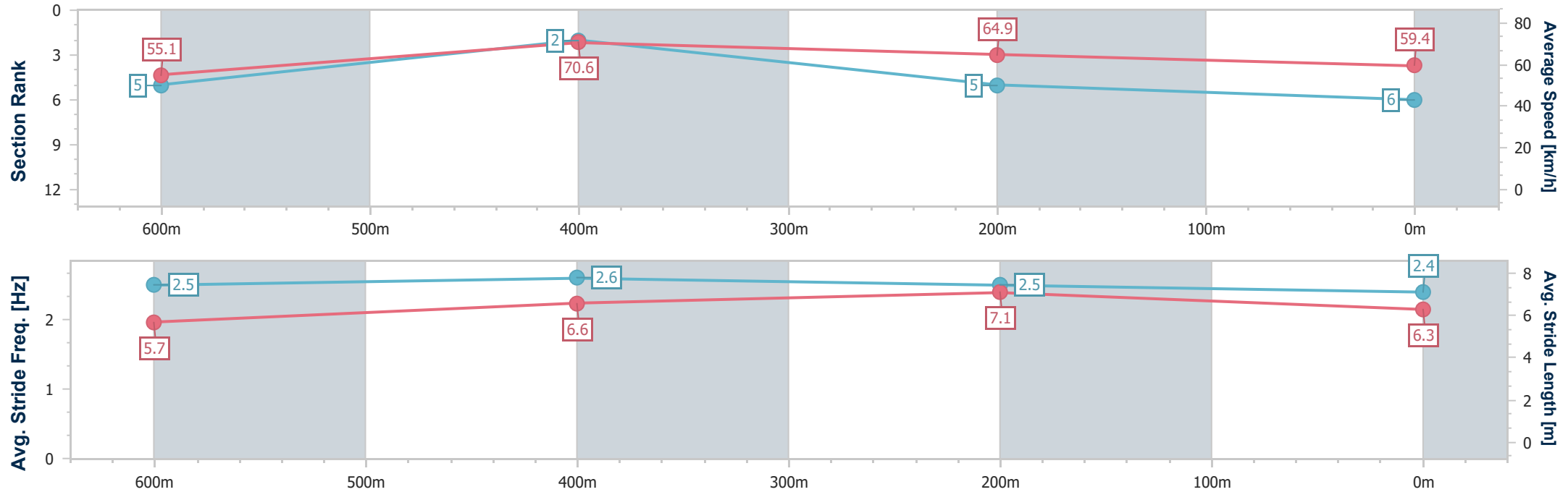


KilcoyProfessional
Race 2: KILCOY EXCHANGE HOTEL BENCHMARK 55
Handicap - 800m



26 January 2026 - 11:45
Track Rating: Good 4, Weather: Fine, Rail Position: True Entire Course.

Section	Overall	600m	400m	200m									
Section Times	0:47.35 [6] (0:13.07)	0:34.28 [5] (0:10.15)	0:24.13 [2] (0:11.80)	0:12.33 [5] (0:12.33)									
Average Speed [km/h]	55.1	70.6	64.9	59.4									
Top Speed [km/h]	71.3	71.3	68.2	62.4									
Avg. Dist. to Rail [m]	8.5	7.3	8.1	8.5									
Avg. Stride Freq. [Hz]	2.5	2.6	2.5	2.4									
Avg. Stride Length [m]	5.7	6.6	7.1	6.3									





Horse/Jockey Name	Aye Eye Boom
Final Rank	7
Fastest Section Time (Section)	0:10.33 (600m)
Top Speed [km/h] (Section)	70.9 (600m)
Race State	Finished

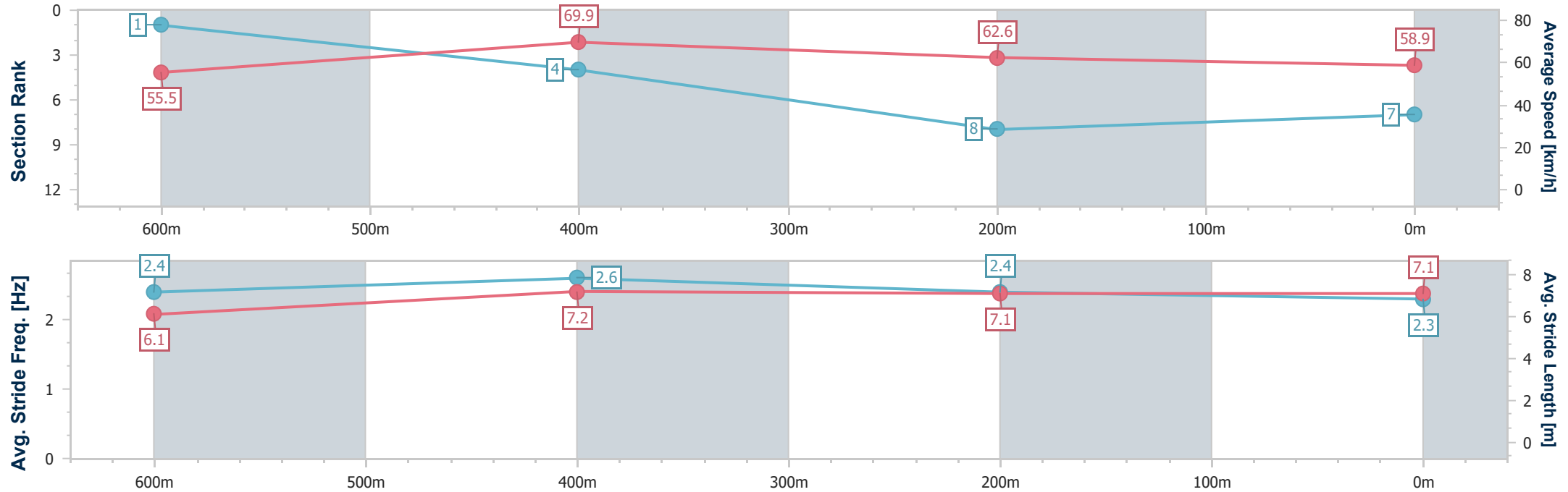


KilcoyProfessional
Race 2: KILCOY EXCHANGE HOTEL BENCHMARK 55
Handicap - 800m



26 January 2026 - 11:45
Track Rating: Good 4, Weather: Fine, Rail Position: True Entire Course.

Section	Overall	600m	400m	200m										
Section Times	0:47.40 [7] (0:13.00)	0:34.40 [1] (0:10.33)	0:24.07 [4] (0:11.79)	0:12.28 [8] (0:12.28)										
Average Speed [km/h]	55.5	69.9	62.6	58.9										
Top Speed [km/h]	70.3	70.9	66.1	60.5										
Avg. Dist. to Rail [m]	5.9	5.9	3.4	4.4										
Avg. Stride Freq. [Hz]	2.4	2.6	2.4	2.3										
Avg. Stride Length [m]	6.1	7.2	7.1	7.1										



- [] Ranking at each section and finish
- .-.- No data available at this section
- NA No data available



Horse/Jockey Name	Kentucky Rose
Final Rank	8
Fastest Section Time (Section)	0:10.34 (600m)
Top Speed [km/h] (Section)	71.3 (600m)
Race State	Finished

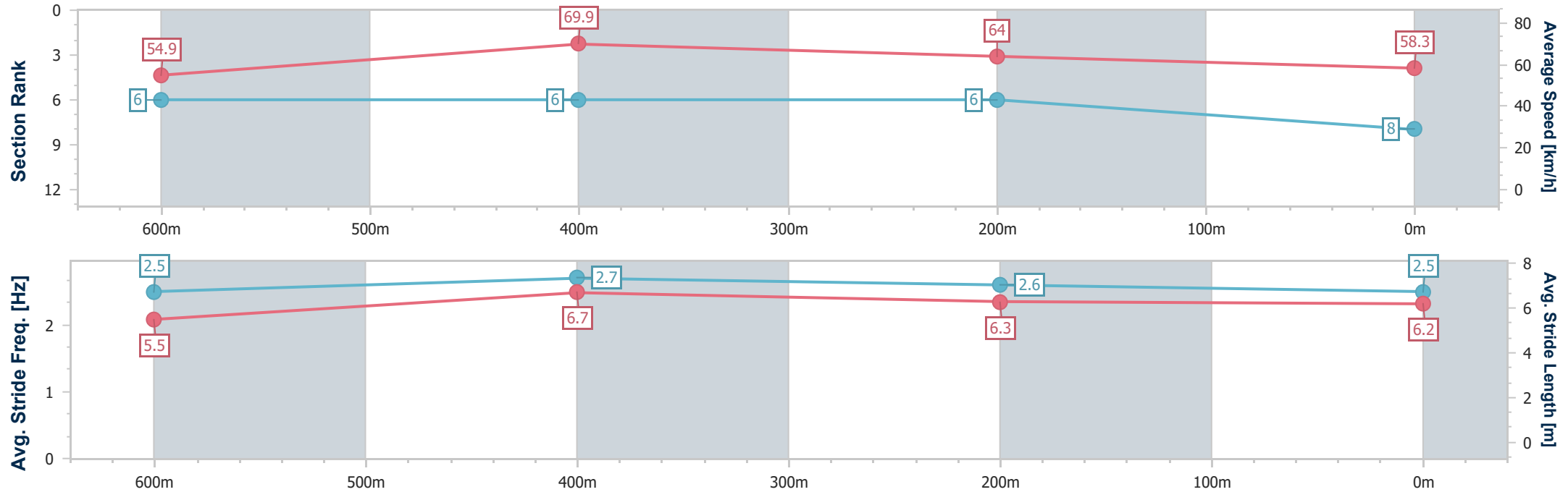


KilcoyProfessional
Race 2: KILCOY EXCHANGE HOTEL BENCHMARK 55
Handicap - 800m



26 January 2026 - 11:45
Track Rating: Good 4, Weather: Fine, Rail Position: True Entire Course.

Section	Overall	600m	400m	200m										
Section Times	0:47.41 [8] (0:13.14)	0:34.27 [6] (0:10.34)	0:23.93 [6] (0:11.54)	0:12.39 [6] (0:12.39)										
Average Speed [km/h]	54.9	69.9	64.0	58.3										
Top Speed [km/h]	71.1	71.3	69.4	61.5										
Avg. Dist. to Rail [m]	4.9	5.0	3.5	3.7										
Avg. Stride Freq. [Hz]	2.5	2.7	2.6	2.5										
Avg. Stride Length [m]	5.5	6.7	6.3	6.2										



- [] Ranking at each section and finish
- .-.- No data available at this section
- NA No data available



Horse/Jockey Name	I'm A Chocoholic
Final Rank	9
Fastest Section Time (Section)	0:10.40 (600m)
Top Speed [km/h] (Section)	71.3 (600m)
Race State	Finished

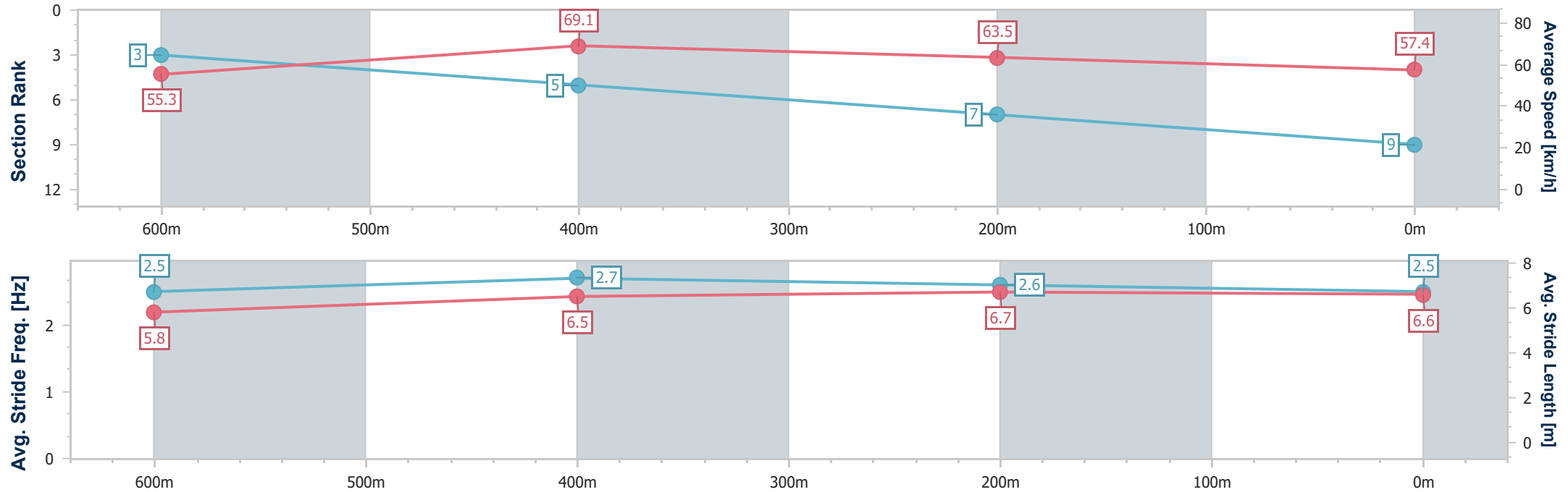


KilcoyProfessional
Race 2: KILCOY EXCHANGE HOTEL BENCHMARK 55
Handicap - 800m



26 January 2026 - 11:45
Track Rating: Good 4, Weather: Fine, Rail Position: True Entire Course.

Section	Overall	600m	400m	200m										
Section Times	0:47.68 [9] (0:13.04)	0:34.64 [3] (0:10.40)	0:24.24 [5] (0:11.66)	0:12.58 [7] (0:12.58)										
Average Speed [km/h]	55.3	69.1	63.5	57.4										
Top Speed [km/h]	71.2	71.3	68.4	59.9										
Avg. Dist. to Rail [m]	3.4	3.6	3.2	3.9										
Avg. Stride Freq. [Hz]	2.5	2.7	2.6	2.5										
Avg. Stride Length [m]	5.8	6.5	6.7	6.6										



- [] Ranking at each section and finish
- .-.- No data available at this section
- NA No data available



KilcoyProfessional

Race 3: TRUE BLUE BENCHMARK 50 Handicap - 1500m

26 January 2026 - 12:22



Track Rating: Good 4, Weather: Fine, Rail Position: True Entire Course.

Section						Overall	1400m	1200m	1000m	800m	600m	400m	Last 600m	
Field Times						1:33.22 (0:08.50)	1:24.72 (0:11.12)	1:13.60 (0:11.93)	1:01.67 (0:12.41)	0:49.26 (0:12.62)	0:36.64 (0:11.98)	0:24.66 (0:12.31)	0:36.64	
Rank	TAB	Horse/Jockey	Barrier	Top Speed [km/h]	Fastest Section									Distance Travelled [m]
1	6	INVISIBLE TARGET	2	65.1	0:08.53	1:33.22 [1]	1:24.69 [3]	1:13.33 [4]	1:01.39 [4]	0:49.03 [4]	0:36.36 [3]	0:24.40 [3]	0:36.36	
		Sean Cormack		1400m	Overall	(0:08.53)	(0:11.36)	(0:11.94)	(0:12.36)	(0:12.67)	(0:11.96)	(0:12.11)		
2	2	GALACTIC LEGEND	1	68.6	0:08.56	1:33.35 [2]	1:24.79 [4]	1:13.73 [1]	1:01.80 [1]	0:49.39 [1]	0:36.77 [1]	0:24.79 [1]	0:36.77	-4
		Erin Molloy		1400m	Overall	(0:08.56)	(0:11.06)	(0:11.93)	(0:12.41)	(0:12.62)	(0:11.98)	(0:12.31)		
3	9	DUBBLE HUSSLE	4	66.0	0:08.50	1:33.35 [3]	1:24.85 [1]	1:13.55 [3]	1:01.57 [3]	0:49.25 [3]	0:36.49 [4]	0:24.48 [4]	0:36.49	+12
		Reece O'Connell		1400m	Overall	(0:08.50)	(0:11.30)	(0:11.98)	(0:12.32)	(0:12.76)	(0:12.01)	(0:12.18)		
4	10	HALF MOON ROO	8	65.6	0:08.93	1:33.63 [4]	1:24.70 [9]	1:13.25 [7]	1:01.06 [9]	0:48.63 [9]	0:36.19 [9]	0:24.56 [5]	0:36.19	+6
		Kayla Johnston		1400m	Overall	(0:08.93)	(0:11.45)	(0:12.19)	(0:12.43)	(0:12.44)	(0:11.63)	(0:12.21)		
5	11	SUMMER STAR	6	63.1	0:08.72	1:33.73 [5]	1:25.01 [6]	1:13.33 [8]	1:01.52 [6]	0:49.14 [6]	0:36.56 [6]	0:24.49 [7]	0:36.56	+3
		Julie Busuttin		1400m	Overall	(0:08.72)	(0:11.68)	(0:11.81)	(0:12.38)	(0:12.58)	(0:12.07)	(0:12.10)		
6	12	ANOTHER DAZZLER	5	63.1	0:08.75	1:33.86 [6]	1:25.11 [7]	1:13.49 [6]	1:01.50 [7]	0:49.12 [7]	0:36.52 [8]	0:24.37 [9]	0:36.52	-3
		Dale Smith		1400m	Overall	(0:08.75)	(0:11.62)	(0:11.99)	(0:12.38)	(0:12.60)	(0:12.15)	(0:12.19)		
7	14	HE'S VIRAL	9	63.2	0:08.77	1:33.91 [7]	1:25.14 [8]	1:13.31 [9]	1:01.49 [8]	0:49.13 [8]	0:36.64 [7]	0:24.58 [8]	0:36.64	+7
		Amy Graham		1200m	Overall	(0:08.77)	(0:11.83)	(0:11.82)	(0:12.36)	(0:12.49)	(0:12.06)	(0:12.25)		
8	8	HIGHER CALLING	3	66.6	0:08.51	1:34.20 [8]	1:25.69 [2]	1:14.52 [2]	1:02.51 [2]	0:50.16 [2]	0:37.52 [2]	0:25.53 [2]	0:37.52	+1
		Kenji Yoshida		1400m	Overall	(0:08.51)	(0:11.17)	(0:12.01)	(0:12.35)	(0:12.64)	(0:11.99)	(0:12.42)		
9	5	DEVINE FALLS	7	65.0	0:08.65	1:34.29 [9]	1:25.64 [5]	1:14.15 [5]	1:02.21 [5]	0:49.89 [5]	0:37.17 [5]	0:25.21 [6]	0:37.17	-5
		Paul Hamblin		1400m	Overall	(0:08.65)	(0:11.49)	(0:11.94)	(0:12.32)	(0:12.72)	(0:11.96)	(0:12.22)		

Scratched: Barocco Bar (#1), Husson's Revenge (#3), Defying (#4), Zelezny (#13), Maeve (#7)



KilcoyProfessional

Race 3: TRUE BLUE BENCHMARK 50 Handicap - 1500m

26 January 2026 - 12:22



Track Rating: Good 4, Weather: Fine, Rail Position: True Entire Course.

Section Field Times				200m 0:12.35 (0:12.35)		Last 600m 0:36.64			
Rank	TAB	Horse/Jockey	Barrier	Top Speed [km/h]	Fastest Section	Margin		Distance Travelled [m]	
1	6	INVISIBLE TARGET	2	65.1	0:08.53	0:12.29 [2]	1:33.22	0:36.36	
		Sean Cormack		1400m	Overall	(0:12.29)			
2	2	GALACTIC LEGEND	1	68.6	0:08.56	0:12.48 [1]	0.73L	0:36.77	-4
		Erin Molloy		1400m	Overall	(0:12.48)			
3	9	DUBBLE HUSSLE	4	66.0	0:08.50	0:12.30 [3]	0.73L	0:36.49	+12
		Reece O'Connell		1400m	Overall	(0:12.30)			
4	10	HALF MOON ROO	8	65.6	0:08.93	0:12.35 [5]	2.41L	0:36.19	+6
		Kayla Johnston		1400m	Overall	(0:12.35)			
5	11	SUMMER STAR	6	63.1	0:08.72	0:12.39 [7]	2.97L	0:36.56	+3
		Julie Busuttin		1400m	Overall	(0:12.39)			
6	12	ANOTHER DAZZLER	5	63.1	0:08.75	0:12.18 [9]	3.72L	0:36.52	-3
		Dale Smith		1400m	Overall	(0:12.18)			
7	14	HE'S VIRAL	9	63.2	0:08.77	0:12.33 [8]	4.04L	0:36.64	+7
		Amy Graham		1200m	Overall	(0:12.33)			
8	8	HIGHER CALLING	3	66.6	0:08.51	0:13.11 [4]	5.74L	0:37.52	+1
		Kenji Yoshida		1400m	Overall	(0:13.11)			
9	5	DEVINE FALLS	7	65.0	0:08.65	0:12.99 [6]	6.25L	0:37.17	-5
		Paul Hamblin		1400m	Overall	(0:12.99)			

Scratched: Barocco Bar (#1), Husson's Revenge (#3), Defying (#4), Zelezny (#13), Maeve (#7)



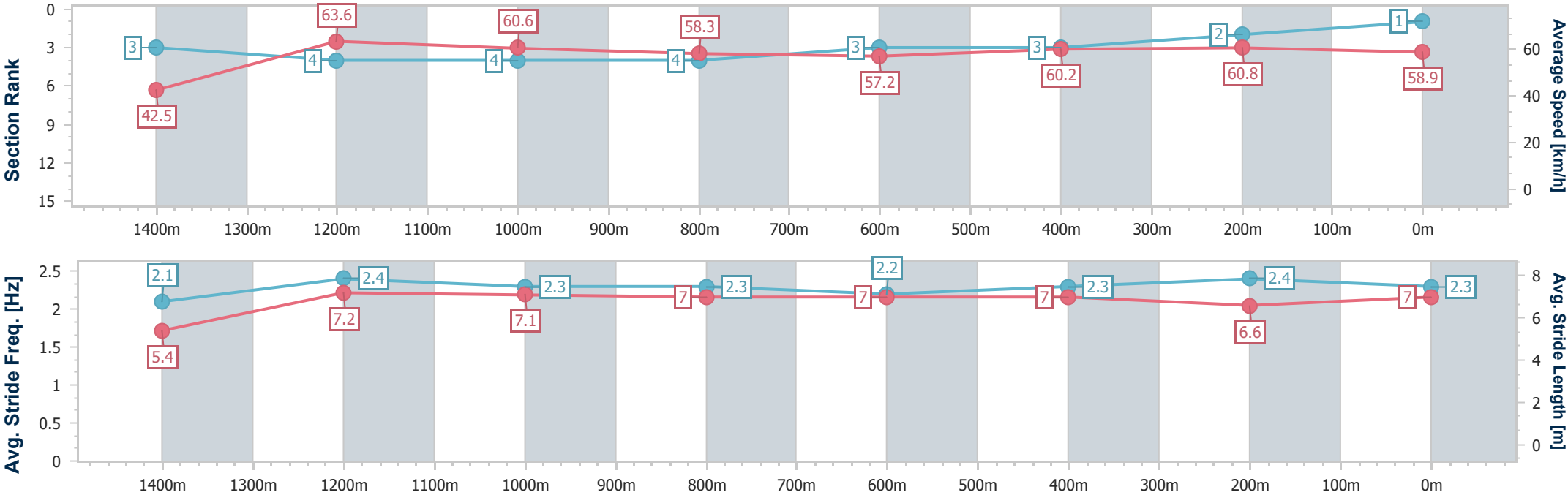
Horse/Jockey Name	Invisible Target
Final Rank	1
Fastest Section Time (Section)	0:08.53 (Overall)
Top Speed [km/h] (Section)	65.1 (1400m)
Race State	Finished



KilcoyProfessional
Race 3: TRUE BLUE BENCHMARK 50 Handicap - 1500m
26 January 2026 - 12:22
Track Rating: Good 4, Weather: Fine, Rail Position: True Entire Course.



Section	Overall	1400m	1200m	1000m	800m	600m	400m	200m					
Section Times	1:33.22 [1] (0:08.53)	1:24.69 [3] (0:11.36)	1:13.33 [4] (0:11.94)	1:01.39 [4] (0:12.36)	0:49.03 [4] (0:12.67)	0:36.36 [3] (0:11.96)	0:24.40 [3] (0:12.11)	0:12.29 [2] (0:12.29)					
Average Speed [km/h]	42.5	63.6	60.6	58.3	57.2	60.2	60.8	58.9					
Top Speed [km/h]	61.7	65.1	61.5	59.4	57.9	61.9	61.4	60.0					
Avg. Dist. to Rail [m]	5.2	2.3	0.8	0.9	1.0	1.5	2.5	4.2					
Avg. Stride Freq. [Hz]	2.1	2.4	2.3	2.3	2.2	2.3	2.4	2.3					
Avg. Stride Length [m]	5.4	7.2	7.1	7.0	7.0	7.0	6.6	7.0					



[] Ranking at each section and finish
- - - - - No data available at this section
NA No data available



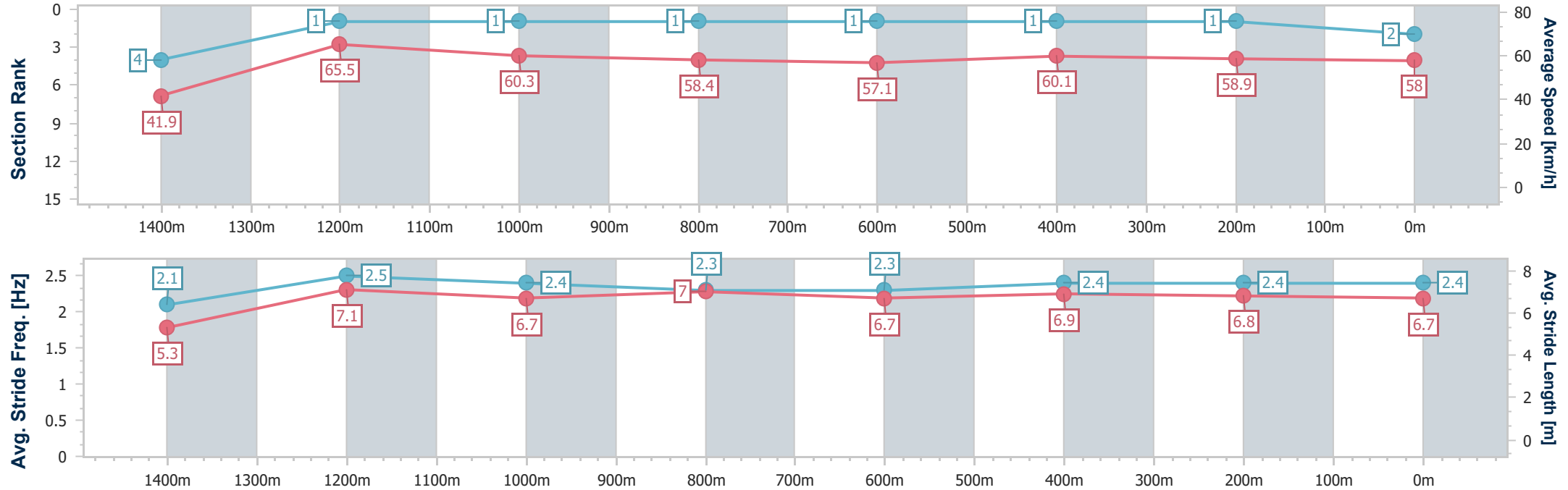
Horse/Jockey Name	Galactic Legend
Final Rank	2
Fastest Section Time (Section)	0:08.56 (Overall)
Top Speed [km/h] (Section)	68.6 (1400m)
Race State	Finished



KilcoyProfessional
Race 3: TRUE BLUE BENCHMARK 50 Handicap - 1500m
26 January 2026 - 12:22
Track Rating: Good 4, Weather: Fine, Rail Position: True Entire Course.



Section	Overall	1400m	1200m	1000m	800m	600m	400m	200m					
Section Times	1:33.35 [2] (0:08.56)	1:24.79 [4] (0:11.06)	1:13.73 [1] (0:11.93)	1:01.80 [1] (0:12.41)	0:49.39 [1] (0:12.62)	0:36.77 [1] (0:11.98)	0:24.79 [1] (0:12.31)	0:12.48 [1] (0:12.48)					
Average Speed [km/h]	41.9	65.5	60.3	58.4	57.1	60.1	58.9	58.0					
Top Speed [km/h]	62.7	68.6	61.1	59.5	57.8	61.4	60.7	58.5					
Avg. Dist. to Rail [m]	4.3	1.4	0.7	0.7	0.7	0.8	0.7	2.6					
Avg. Stride Freq. [Hz]	2.1	2.5	2.4	2.3	2.3	2.4	2.4	2.4					
Avg. Stride Length [m]	5.3	7.1	6.7	7.0	6.7	6.9	6.8	6.7					





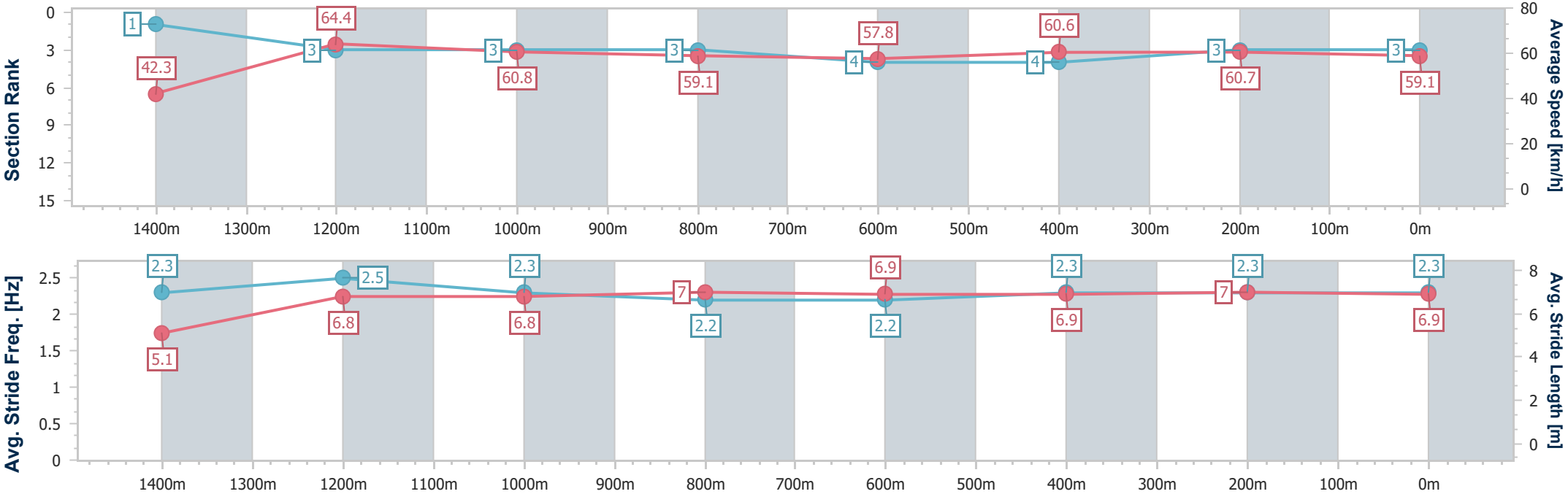
Horse/Jockey Name	Dubble Hussle
Final Rank	3
Fastest Section Time (Section)	0:08.50 (Overall)
Top Speed [km/h] (Section)	66.0 (1400m)
Race State	Finished



KilcoyProfessional
Race 3: TRUE BLUE BENCHMARK 50 Handicap - 1500m
26 January 2026 - 12:22
Track Rating: Good 4, Weather: Fine, Rail Position: True Entire Course.



Section	Overall	1400m	1200m	1000m	800m	600m	400m	200m					
Section Times	1:33.35 [3] (0:08.50)	1:24.85 [1] (0:11.30)	1:13.55 [3] (0:11.98)	1:01.57 [3] (0:12.32)	0:49.25 [3] (0:12.76)	0:36.49 [4] (0:12.01)	0:24.48 [4] (0:12.18)	0:12.30 [3] (0:12.30)					
Average Speed [km/h]	42.3	64.4	60.8	59.1	57.8	60.6	60.7	59.1					
Top Speed [km/h]	63.1	66.0	61.6	59.7	59.1	61.8	61.8	60.2					
Avg. Dist. to Rail [m]	6.7	3.9	2.0	2.2	3.9	3.8	3.6	5.2					
Avg. Stride Freq. [Hz]	2.3	2.5	2.3	2.2	2.2	2.3	2.3	2.3					
Avg. Stride Length [m]	5.1	6.8	6.8	7.0	6.9	6.9	7.0	6.9					





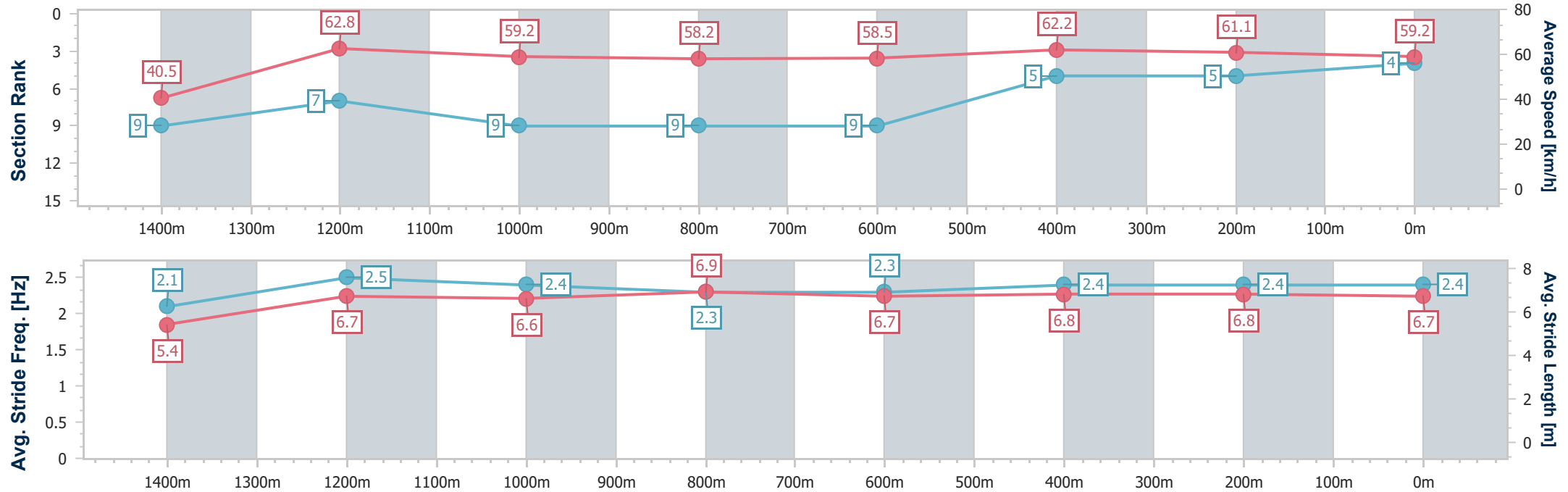
Horse/Jockey Name	Half Moon Roo
Final Rank	4
Fastest Section Time (Section)	0:08.93 (Overall)
Top Speed [km/h] (Section)	65.6 (1400m)
Race State	Finished



KilcoyProfessional
Race 3: TRUE BLUE BENCHMARK 50 Handicap - 1500m
26 January 2026 - 12:22
Track Rating: Good 4, Weather: Fine, Rail Position: True Entire Course.



Section	Overall	1400m	1200m	1000m	800m	600m	400m	200m					
Section Times	1:33.63 [4] (0:08.93)	1:24.70 [9] (0:11.45)	1:13.25 [7] (0:12.19)	1:01.06 [9] (0:12.43)	0:48.63 [9] (0:12.44)	0:36.19 [9] (0:11.63)	0:24.56 [5] (0:12.21)	0:12.35 [5] (0:12.35)					
Average Speed [km/h]	40.5	62.8	59.2	58.2	58.5	62.2	61.1	59.2					
Top Speed [km/h]	58.3	65.6	60.4	59.2	60.1	63.8	63.6	60.3					
Avg. Dist. to Rail [m]	9.7	1.3	0.6	1.4	1.7	4.0	4.4	7.0					
Avg. Stride Freq. [Hz]	2.1	2.5	2.4	2.3	2.3	2.4	2.4	2.4					
Avg. Stride Length [m]	5.4	6.7	6.6	6.9	6.7	6.8	6.8	6.7					





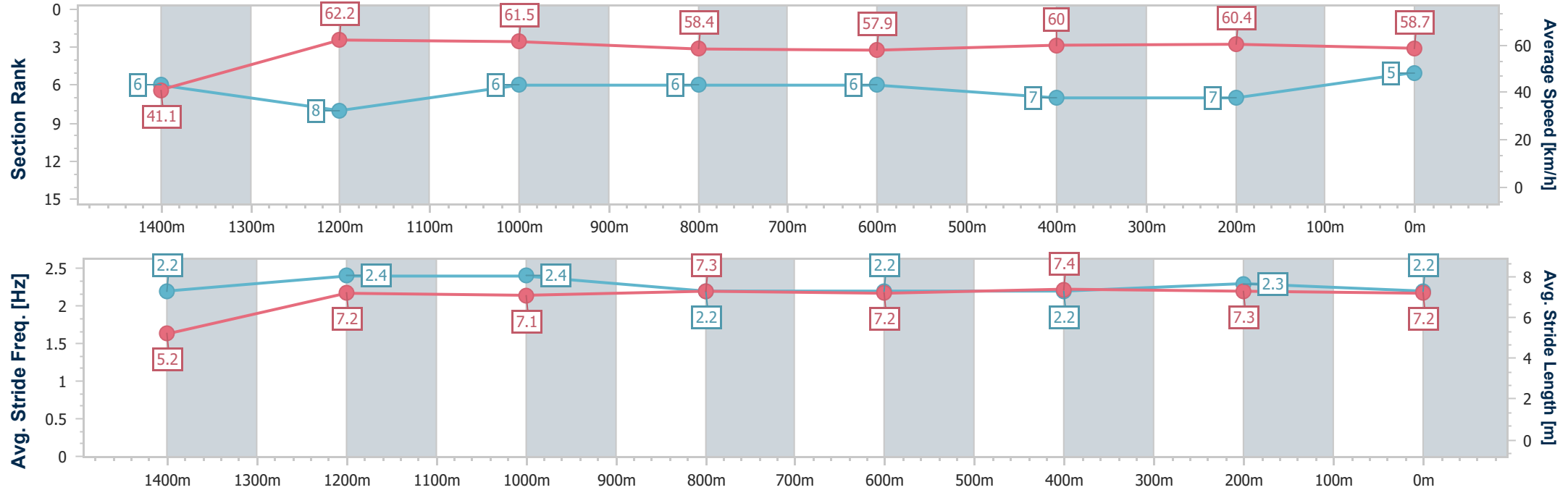
Horse/Jockey Name	Summer Star
Final Rank	5
Fastest Section Time (Section)	0:08.72 (Overall)
Top Speed [km/h] (Section)	63.1 (1400m)
Race State	Finished



KilcoyProfessional
Race 3: TRUE BLUE BENCHMARK 50 Handicap - 1500m
26 January 2026 - 12:22
Track Rating: Good 4, Weather: Fine, Rail Position: True Entire Course.



Section	Overall	1400m	1200m	1000m	800m	600m	400m	200m					
Section Times	1:33.73 [5] (0:08.72)	1:25.01 [6] (0:11.68)	1:13.33 [8] (0:11.81)	1:01.52 [6] (0:12.38)	0:49.14 [6] (0:12.58)	0:36.56 [6] (0:12.07)	0:24.49 [7] (0:12.10)	0:12.39 [7] (0:12.39)					
Average Speed [km/h]	41.1	62.2	61.5	58.4	57.9	60.0	60.4	58.7					
Top Speed [km/h]	59.4	63.1	62.7	59.8	59.0	61.4	61.5	59.2					
Avg. Dist. to Rail [m]	8.7	3.5	1.4	1.6	1.9	2.0	1.9	4.7					
Avg. Stride Freq. [Hz]	2.2	2.4	2.4	2.2	2.2	2.2	2.3	2.2					
Avg. Stride Length [m]	5.2	7.2	7.1	7.3	7.2	7.4	7.3	7.2					





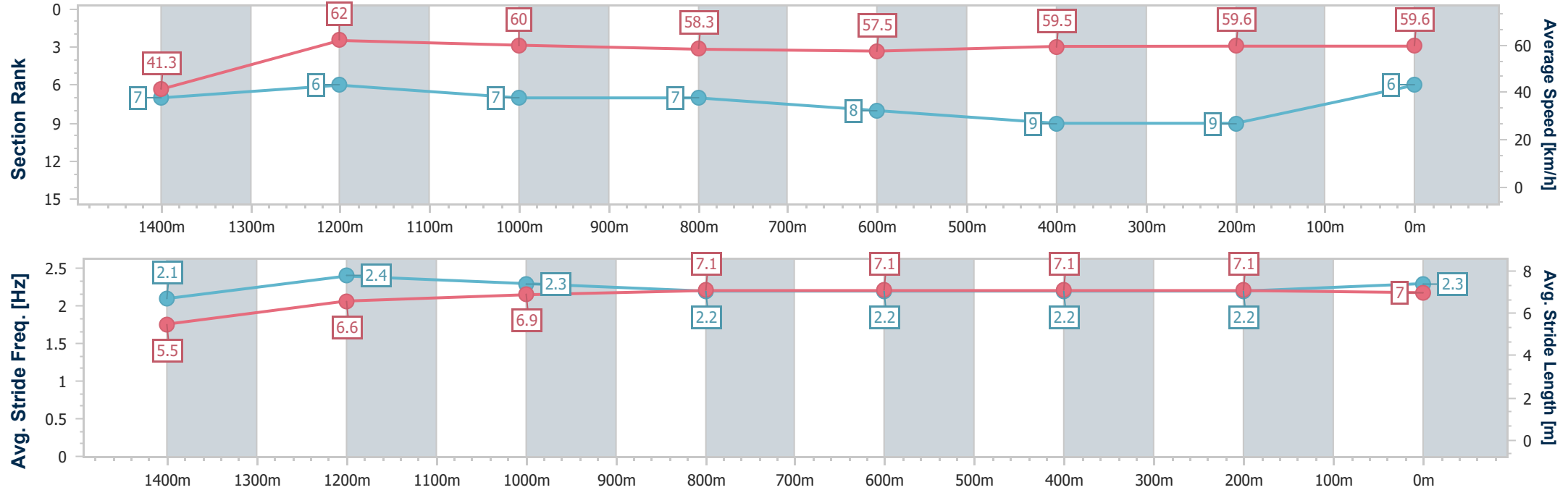
Horse/Jockey Name	Another Dazzler
Final Rank	6
Fastest Section Time (Section)	0:08.75 (Overall)
Top Speed [km/h] (Section)	63.1 (1400m)
Race State	Finished



KilcoyProfessional
Race 3: TRUE BLUE BENCHMARK 50 Handicap - 1500m
26 January 2026 - 12:22
Track Rating: Good 4, Weather: Fine, Rail Position: True Entire Course.



Section	Overall	1400m	1200m	1000m	800m	600m	400m	200m					
Section Times	1:33.86 [6] (0:08.75)	1:25.11 [7] (0:11.62)	1:13.49 [6] (0:11.99)	1:01.50 [7] (0:12.38)	0:49.12 [7] (0:12.60)	0:36.52 [8] (0:12.15)	0:24.37 [9] (0:12.19)	0:12.18 [9] (0:12.18)					
Average Speed [km/h]	41.3	62.0	60.0	58.3	57.5	59.5	59.6	59.6					
Top Speed [km/h]	59.6	63.1	61.5	59.7	58.7	61.2	60.3	60.0					
Avg. Dist. to Rail [m]	7.1	1.7	0.5	0.2	1.1	1.6	1.0	3.8					
Avg. Stride Freq. [Hz]	2.1	2.4	2.3	2.2	2.2	2.2	2.2	2.3					
Avg. Stride Length [m]	5.5	6.6	6.9	7.1	7.1	7.1	7.1	7.0					



[] Ranking at each section and finish
-.-.- No data available at this section
NA No data available



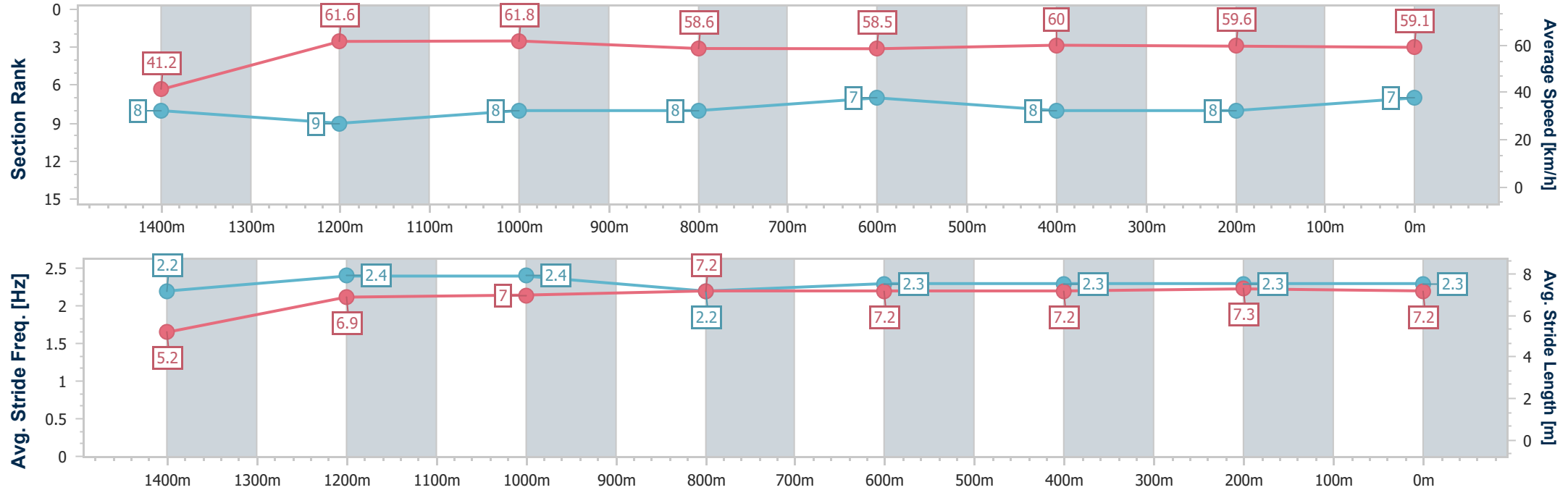
Horse/Jockey Name	He's Viral
Final Rank	7
Fastest Section Time (Section)	0:08.77 (Overall)
Top Speed [km/h] (Section)	63.2 (1200m)
Race State	Finished



KilcoyProfessional
Race 3: TRUE BLUE BENCHMARK 50 Handicap - 1500m
26 January 2026 - 12:22
Track Rating: Good 4, Weather: Fine, Rail Position: True Entire Course.



Section	Overall	1400m	1200m	1000m	800m	600m	400m	200m					
Section Times	1:33.91 [7] (0:08.77)	1:25.14 [8] (0:11.83)	1:13.31 [9] (0:11.82)	1:01.49 [8] (0:12.36)	0:49.13 [8] (0:12.49)	0:36.64 [7] (0:12.06)	0:24.58 [8] (0:12.25)	0:12.33 [8] (0:12.33)					
Average Speed [km/h]	41.2	61.6	61.8	58.6	58.5	60.0	59.6	59.1					
Top Speed [km/h]	59.3	62.5	63.2	60.6	59.5	62.1	61.0	59.8					
Avg. Dist. to Rail [m]	12.0	5.7	1.8	1.9	2.2	3.0	1.9	5.3					
Avg. Stride Freq. [Hz]	2.2	2.4	2.4	2.2	2.3	2.3	2.3	2.3					
Avg. Stride Length [m]	5.2	6.9	7.0	7.2	7.2	7.2	7.3	7.2					





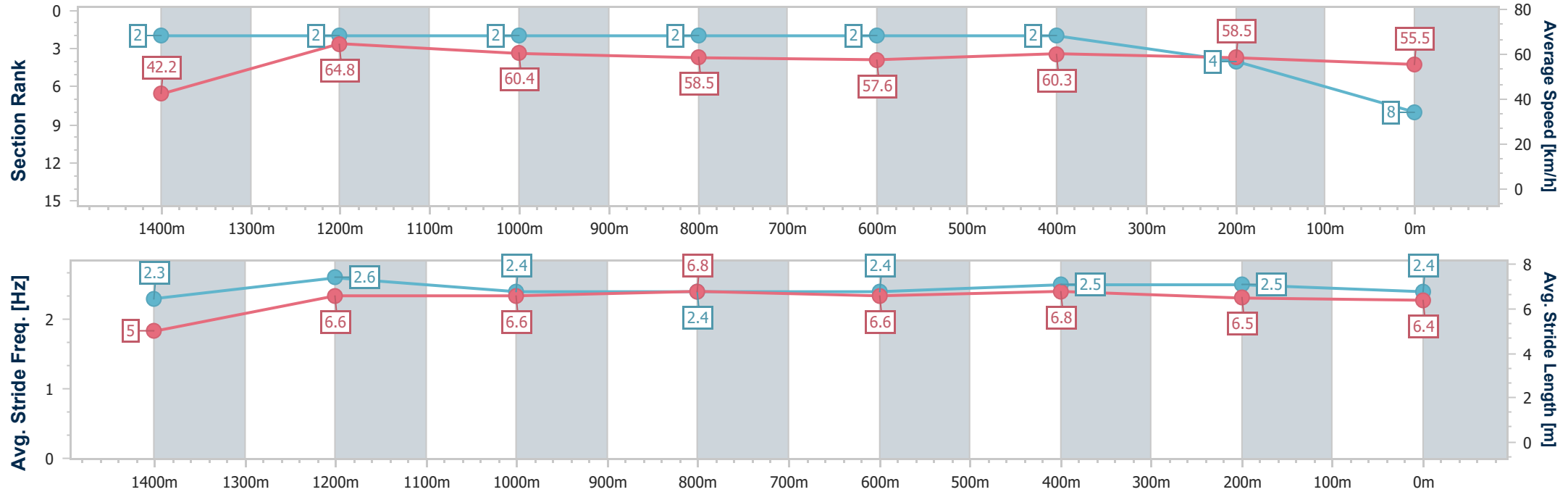
Horse/Jockey Name	Higher Calling
Final Rank	8
Fastest Section Time (Section)	0:08.51 (Overall)
Top Speed [km/h] (Section)	66.6 (1400m)
Race State	Finished



KilcoyProfessional
Race 3: TRUE BLUE BENCHMARK 50 Handicap - 1500m
26 January 2026 - 12:22
Track Rating: Good 4, Weather: Fine, Rail Position: True Entire Course.



Section	Overall	1400m	1200m	1000m	800m	600m	400m	200m					
Section Times	1:34.20 [8] (0:08.51)	1:25.69 [2] (0:11.17)	1:14.52 [2] (0:12.01)	1:02.51 [2] (0:12.35)	0:50.16 [2] (0:12.64)	0:37.52 [2] (0:11.99)	0:25.53 [2] (0:12.42)	0:13.11 [4] (0:13.11)					
Average Speed [km/h]	42.2	64.8	60.4	58.5	57.6	60.3	58.5	55.5					
Top Speed [km/h]	63.0	66.6	61.7	59.6	58.7	61.5	60.9	56.6					
Avg. Dist. to Rail [m]	5.6	2.8	1.0	1.6	1.7	1.4	1.3	2.7					
Avg. Stride Freq. [Hz]	2.3	2.6	2.4	2.4	2.4	2.5	2.5	2.4					
Avg. Stride Length [m]	5.0	6.6	6.6	6.8	6.6	6.8	6.5	6.4					





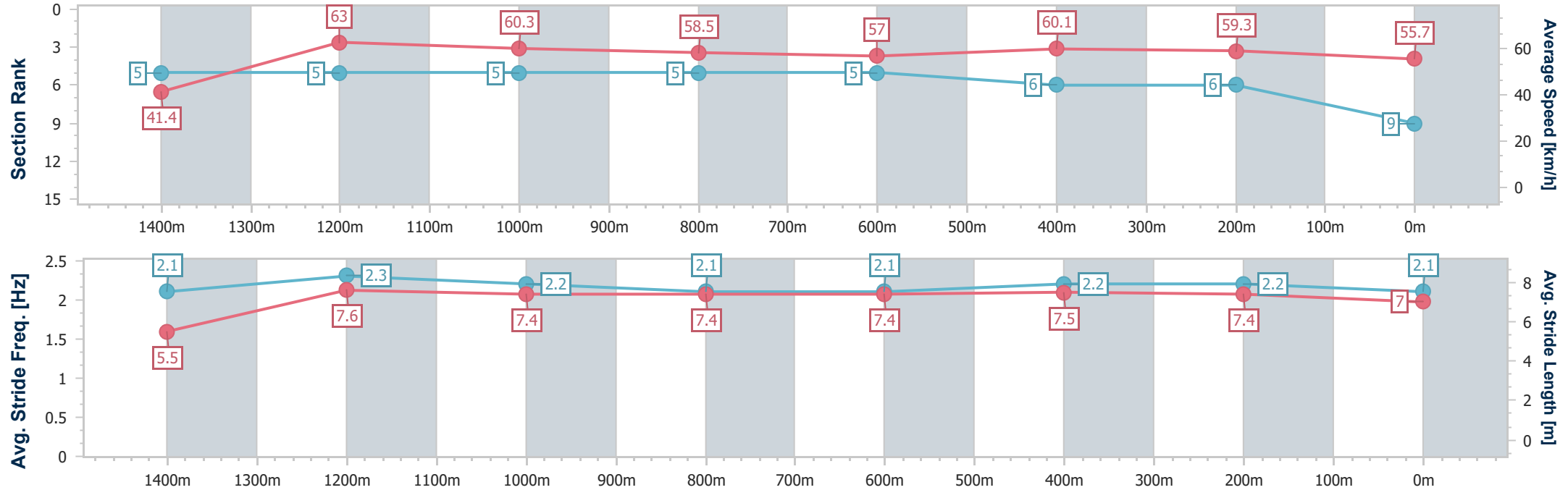
Horse/Jockey Name	Devine Falls
Final Rank	9
Fastest Section Time (Section)	0:08.65 (Overall)
Top Speed [km/h] (Section)	65.0 (1400m)
Race State	Finished



KilcoyProfessional
Race 3: TRUE BLUE BENCHMARK 50 Handicap - 1500m
26 January 2026 - 12:22
Track Rating: Good 4, Weather: Fine, Rail Position: True Entire Course.



Section	Overall	1400m	1200m	1000m	800m	600m	400m	200m					
Section Times	1:34.29 [9] (0:08.65)	1:25.64 [5] (0:11.49)	1:14.15 [5] (0:11.94)	1:02.21 [5] (0:12.32)	0:49.89 [5] (0:12.72)	0:37.17 [5] (0:11.96)	0:25.21 [6] (0:12.22)	0:12.99 [6] (0:12.99)					
Average Speed [km/h]	41.4	63.0	60.3	58.5	57.0	60.1	59.3	55.7					
Top Speed [km/h]	59.7	65.0	61.4	59.8	58.2	62.1	61.2	57.9					
Avg. Dist. to Rail [m]	9.5	4.1	0.3	0.1	0.9	1.1	0.5	1.9					
Avg. Stride Freq. [Hz]	2.1	2.3	2.2	2.1	2.1	2.2	2.2	2.1					
Avg. Stride Length [m]	5.5	7.6	7.4	7.4	7.4	7.5	7.4	7.0					





KilcoyProfessional

Race 4: LADBROKES BIG BETS BENCHMARK 60 Handicap - 1200m

26 January 2026 - 12:54



Track Rating: Good 4, Weather: Fine, Rail Position: True Entire Course.

Section						Overall	1000m	800m	600m	400m	200m	Last 600m	
Field Times						1:11.47 (0:13.29)	0:58.18 (0:10.97)	0:47.21 (0:11.65)	0:35.56 (0:11.63)	0:23.93 (0:11.89)	0:12.04 (0:12.04)	0:35.56	
Rank	TAB	Horse/Jockey	Barrier	Top Speed [km/h]	Fastest Section							Margin	Distance Travelled [m]
1	6	HORRIBLE HANK	2	65.7	0:11.20	1:11.47 [1]	0:57.89 [4]	0:46.69 [4]	0:35.10 [4]	0:23.70 [3]	0:11.86 [3]	1:11.47	0:35.10
		Tiffani Brooker		1000m	1000m	(0:13.58)	(0:11.20)	(0:11.59)	(0:11.40)	(0:11.84)	(0:11.86)		
2	7	COOL PANELS	4	66.9	0:11.28	1:11.66 [2]	0:57.61 [7]	0:46.33 [7]	0:34.89 [7]	0:23.50 [6]	0:11.80 [5]	1.17L	0:34.89
		Georgina Cartwright		1000m	1000m	(0:14.05)	(0:11.28)	(0:11.44)	(0:11.39)	(0:11.70)	(0:11.80)		-3
3	5	MR WANDJI	7	67.5	0:10.96	1:11.79 [3]	0:58.49 [2]	0:47.53 [1]	0:35.81 [2]	0:24.19 [2]	0:12.24 [2]	1.89L	0:35.81
		Samantha Pointon		1000m	1000m	(0:13.30)	(0:10.96)	(0:11.72)	(0:11.62)	(0:11.95)	(0:12.24)		+0
4	2	BULSARA	6	67.3	0:11.01	1:11.81 [4]	0:58.52 [1]	0:47.51 [2]	0:35.90 [1]	0:24.27 [1]	0:12.38 [1]	2L	0:35.90
		Damien Boche		1000m	1000m	(0:13.29)	(0:11.01)	(0:11.61)	(0:11.63)	(0:11.89)	(0:12.38)		-5
5	1	BROKEN HERO	1	66.7	0:11.11	1:11.98 [5]	0:58.47 [3]	0:47.36 [3]	0:35.76 [3]	0:24.16 [4]	0:12.33 [4]	3.02L	0:35.76
		Paul Hamblin		1000m	1000m	(0:13.51)	(0:11.11)	(0:11.60)	(0:11.60)	(0:11.83)	(0:12.33)		-6
6	9	MASTER NED	3	66.1	0:11.31	1:12.08 [6]	0:58.31 [5]	0:47.00 [6]	0:35.39 [6]	0:23.82 [7]	0:11.96 [7]	3.61L	0:35.39
		Chris Taylor		1000m	1000m	(0:13.77)	(0:11.31)	(0:11.61)	(0:11.57)	(0:11.86)	(0:11.96)		+3
7	4	LOOSE UNIT	5	66.7	0:11.16	1:12.09 [7]	0:58.21 [6]	0:47.05 [5]	0:35.53 [5]	0:24.02 [5]	0:12.13 [6]	3.66L	0:35.53
		Kayla Johnston		1000m	1000m	(0:13.88)	(0:11.16)	(0:11.52)	(0:11.51)	(0:11.89)	(0:12.13)		-5

Scratched: Ceekay's Choice (#8), Saxinoue (#10), Este Dia (#3), She's A Bad Girl (#11)



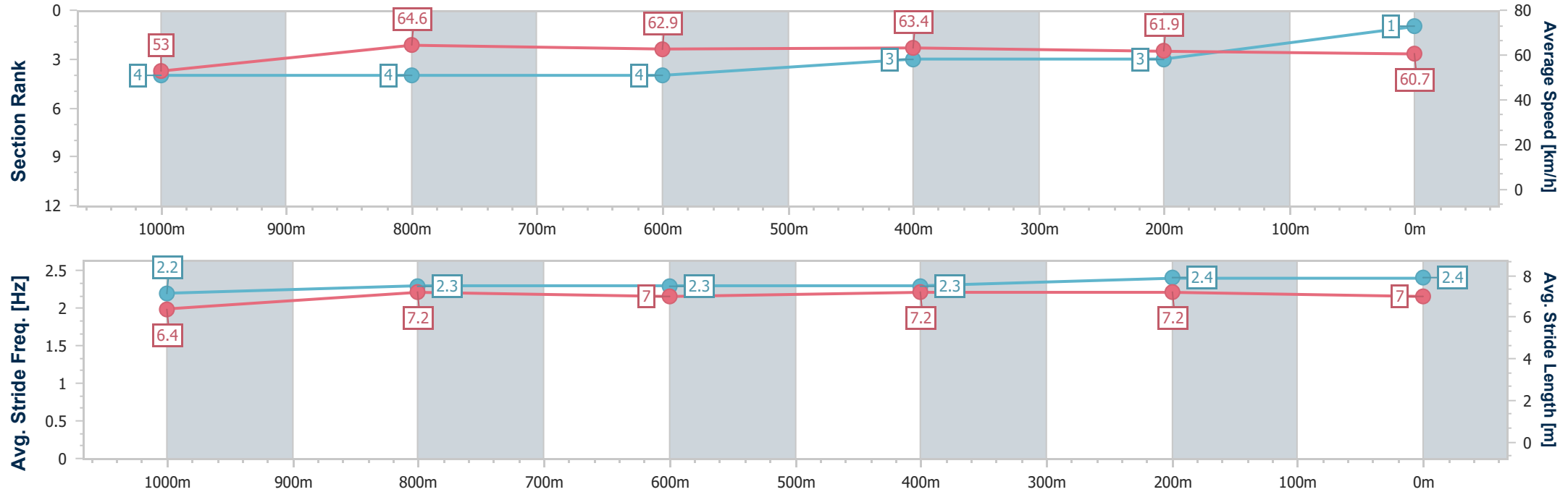
Horse/Jockey Name	Horrible Hank
Final Rank	1
Fastest Section Time (Section)	0:11.20 (1000m)
Top Speed [km/h] (Section)	65.7 (1000m)
Race State	Finished



KilcoyProfessional
Race 4: LADBROKES BIG BETS BENCHMARK 60 Handicap - 1200m
26 January 2026 - 12:54
Track Rating: Good 4, Weather: Fine, Rail Position: True Entire Course.



Section	Overall	1000m	800m	600m	400m	200m							
Section Times	1:11.47 [1] (0:13.58)	0:57.89 [4] (0:11.20)	0:46.69 [4] (0:11.59)	0:35.10 [4] (0:11.40)	0:23.70 [3] (0:11.84)	0:11.86 [3] (0:11.86)							
Average Speed [km/h]	53.0	64.6	62.9	63.4	61.9	60.7							
Top Speed [km/h]	65.4	65.7	63.2	64.3	63.6	62.0							
Avg. Dist. to Rail [m]	3.5	1.8	1.8	1.9	2.1	2.4							
Avg. Stride Freq. [Hz]	2.2	2.3	2.3	2.3	2.4	2.4							
Avg. Stride Length [m]	6.4	7.2	7.0	7.2	7.2	7.0							



[] Ranking at each section and finish
-.-.- No data available at this section
NA No data available



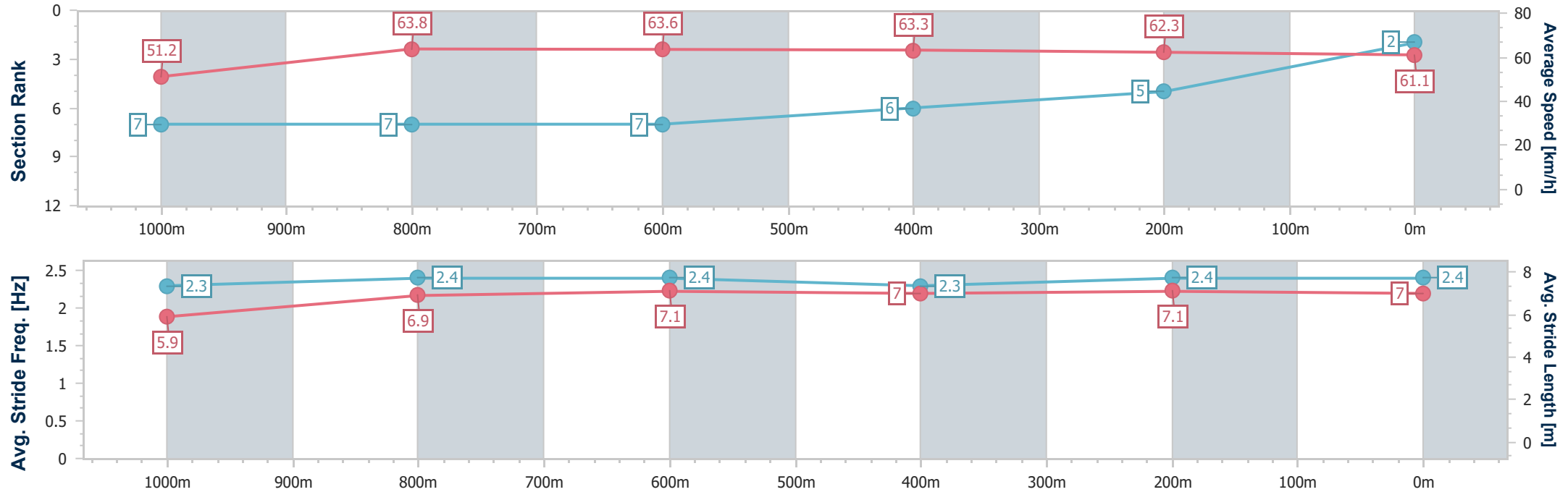
Horse/Jockey Name	Cool Panels
Final Rank	2
Fastest Section Time (Section)	0:11.28 (1000m)
Top Speed [km/h] (Section)	66.9 (1000m)
Race State	Finished



KilcoyProfessional
Race 4: LADBROKES BIG BETS BENCHMARK 60 Handicap - 1200m
26 January 2026 - 12:54
Track Rating: Good 4, Weather: Fine, Rail Position: True Entire Course.



Section	Overall	1000m	800m	600m	400m	200m							
Section Times	1:11.66 [2] (0:14.05)	0:57.61 [7] (0:11.28)	0:46.33 [7] (0:11.44)	0:34.89 [7] (0:11.39)	0:23.50 [6] (0:11.70)	0:11.80 [5] (0:11.80)							
Average Speed [km/h]	51.2	63.8	63.6	63.3	62.3	61.1							
Top Speed [km/h]	63.3	66.9	64.9	64.9	63.9	62.3							
Avg. Dist. to Rail [m]	5.3	1.2	1.1	1.7	1.6	3.4							
Avg. Stride Freq. [Hz]	2.3	2.4	2.4	2.3	2.4	2.4							
Avg. Stride Length [m]	5.9	6.9	7.1	7.0	7.1	7.0							





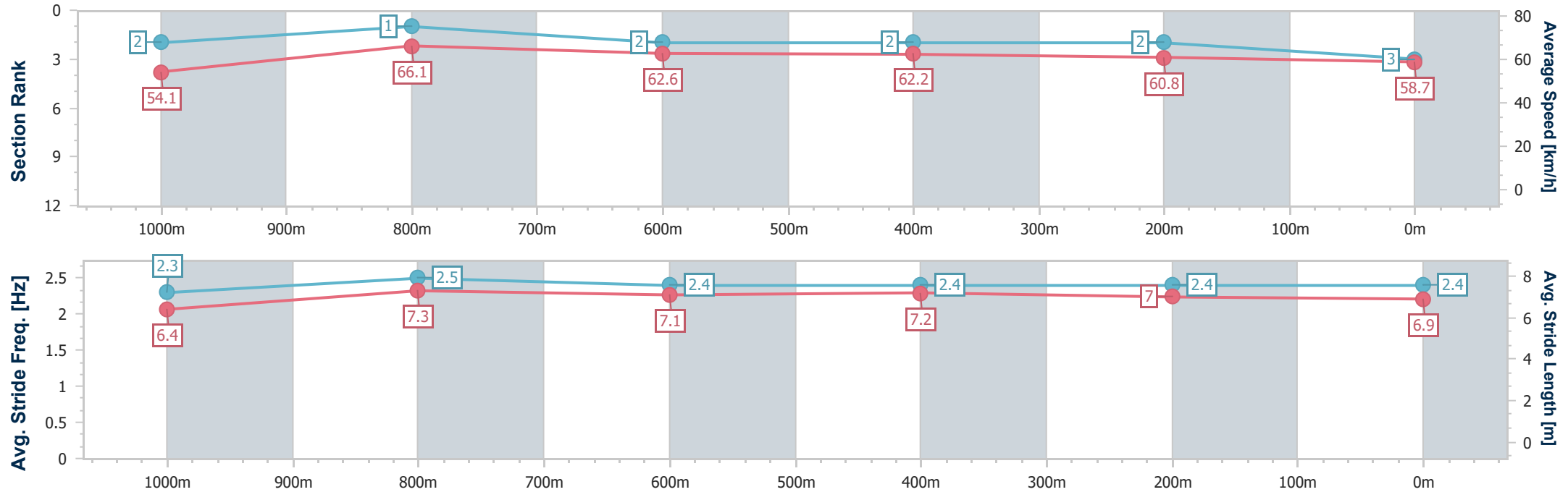
Horse/Jockey Name	Mr Wandji
Final Rank	3
Fastest Section Time (Section)	0:10.96 (1000m)
Top Speed [km/h] (Section)	67.5 (1000m)
Race State	Finished



KilcoyProfessional
Race 4: LADBROKES BIG BETS BENCHMARK 60 Handicap - 1200m
26 January 2026 - 12:54
Track Rating: Good 4, Weather: Fine, Rail Position: True Entire Course.



Section	Overall	1000m	800m	600m	400m	200m							
Section Times	1:11.79 [3] (0:13.30)	0:58.49 [2] (0:10.96)	0:47.53 [1] (0:11.72)	0:35.81 [2] (0:11.62)	0:24.19 [2] (0:11.95)	0:12.24 [2] (0:12.24)							
Average Speed [km/h]	54.1	66.1	62.6	62.2	60.8	58.7							
Top Speed [km/h]	67.4	67.5	64.4	63.2	62.8	60.6							
Avg. Dist. to Rail [m]	7.6	2.4	2.9	2.3	1.2	0.5							
Avg. Stride Freq. [Hz]	2.3	2.5	2.4	2.4	2.4	2.4							
Avg. Stride Length [m]	6.4	7.3	7.1	7.2	7.0	6.9							



[] Ranking at each section and finish
- - - - No data available at this section
NA No data available



Horse/Jockey Name	Bulsara
Final Rank	4
Fastest Section Time (Section)	0:11.01 (1000m)
Top Speed [km/h] (Section)	67.3 (1000m)
Race State	Finished



KilcoyProfessional

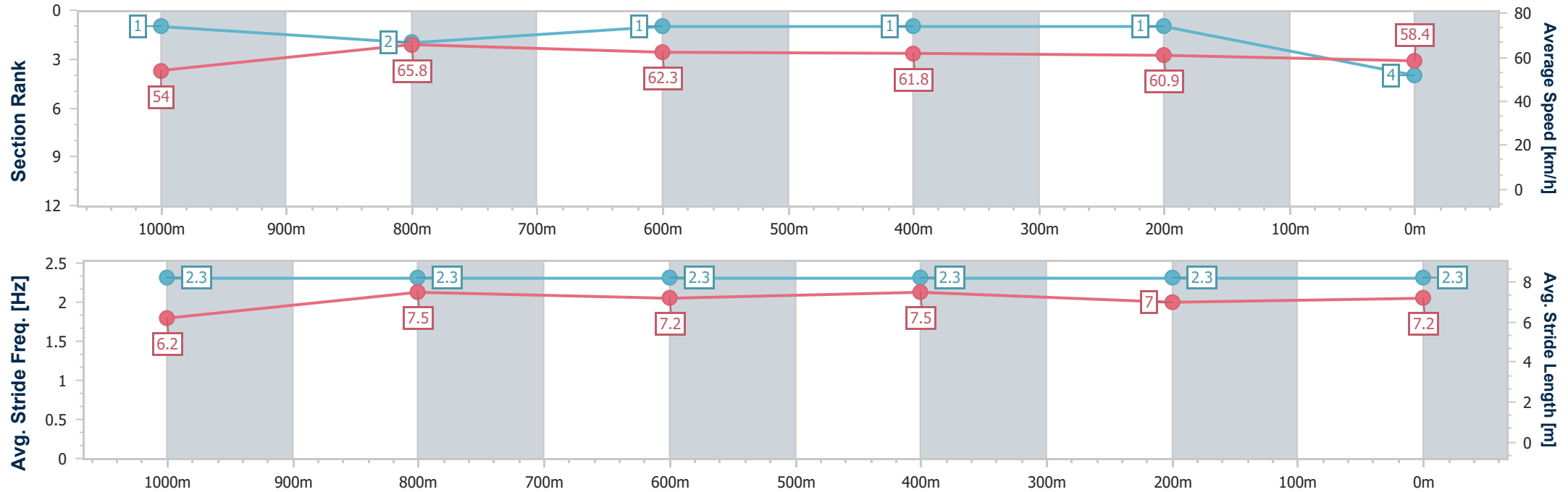
Race 4: LADBROKES BIG BETS BENCHMARK 60 Handicap - 1200m

Kilcoy Race Club
"Moonee Valley of the North"

26 January 2026 - 12:54

Track Rating: Good 4, Weather: Fine, Rail Position: True Entire Course.

Section	Overall	1000m	800m	600m	400m	200m							
Section Times	1:11.81 [4] (0:13.29)	0:58.52 [1] (0:11.01)	0:47.51 [2] (0:11.61)	0:35.90 [1] (0:11.63)	0:24.27 [1] (0:11.89)	0:12.38 [1] (0:12.38)							
Average Speed [km/h]	54.0	65.8	62.3	61.8	60.9	58.4							
Top Speed [km/h]	66.8	67.3	64.3	62.6	62.4	59.4							
Avg. Dist. to Rail [m]	5.6	1.2	1.0	1.0	0.8	1.4							
Avg. Stride Freq. [Hz]	2.3	2.3	2.3	2.3	2.3	2.3							
Avg. Stride Length [m]	6.2	7.5	7.2	7.5	7.0	7.2							



[] Ranking at each section and finish
- - - - No data available at this section
NA No data available



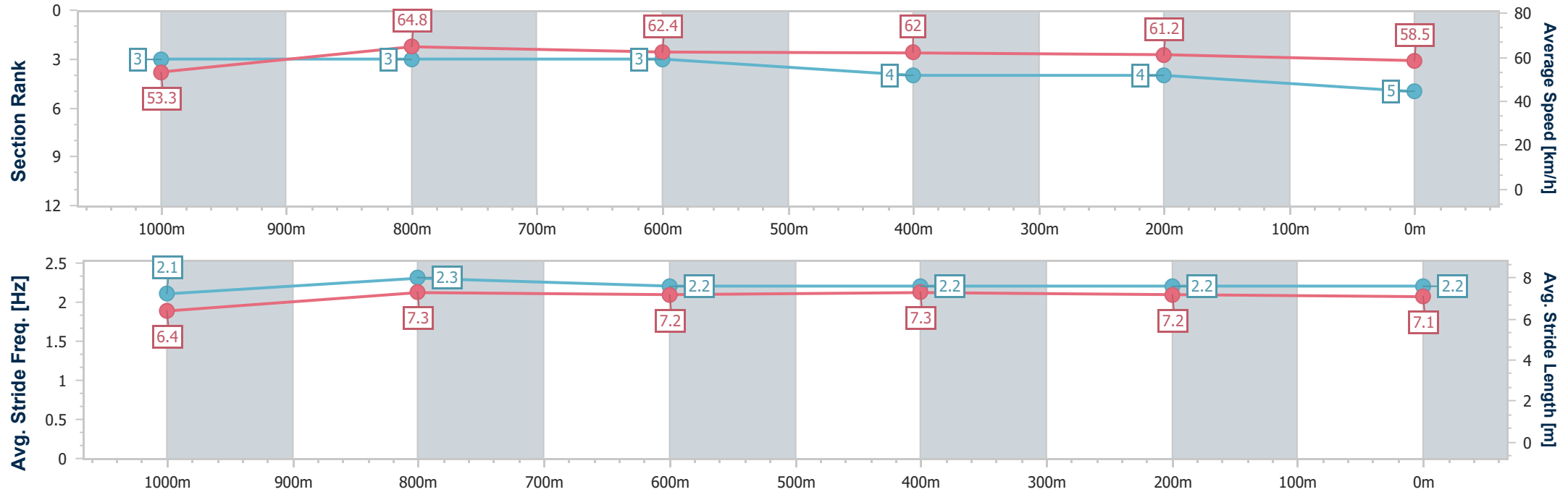
Horse/Jockey Name	Broken Hero
Final Rank	5
Fastest Section Time (Section)	0:11.11 (1000m)
Top Speed [km/h] (Section)	66.7 (1000m)
Race State	Finished



KilcoyProfessional
Race 4: LADBROKES BIG BETS BENCHMARK 60 Handicap - 1200m
26 January 2026 - 12:54
Track Rating: Good 4, Weather: Fine, Rail Position: True Entire Course.



Section	Overall	1000m	800m	600m	400m	200m								
Section Times	1:11.98 [5] (0:13.51)	0:58.47 [3] (0:11.11)	0:47.36 [3] (0:11.60)	0:35.76 [3] (0:11.60)	0:24.16 [4] (0:11.83)	0:12.33 [4] (0:12.33)								
Average Speed [km/h]	53.3	64.8	62.4	62.0	61.2	58.5								
Top Speed [km/h]	66.4	66.7	64.6	63.2	62.4	59.9								
Avg. Dist. to Rail [m]	1.7	0.7	0.9	0.5	0.4	2.4								
Avg. Stride Freq. [Hz]	2.1	2.3	2.2	2.2	2.2	2.2								
Avg. Stride Length [m]	6.4	7.3	7.2	7.3	7.2	7.1								





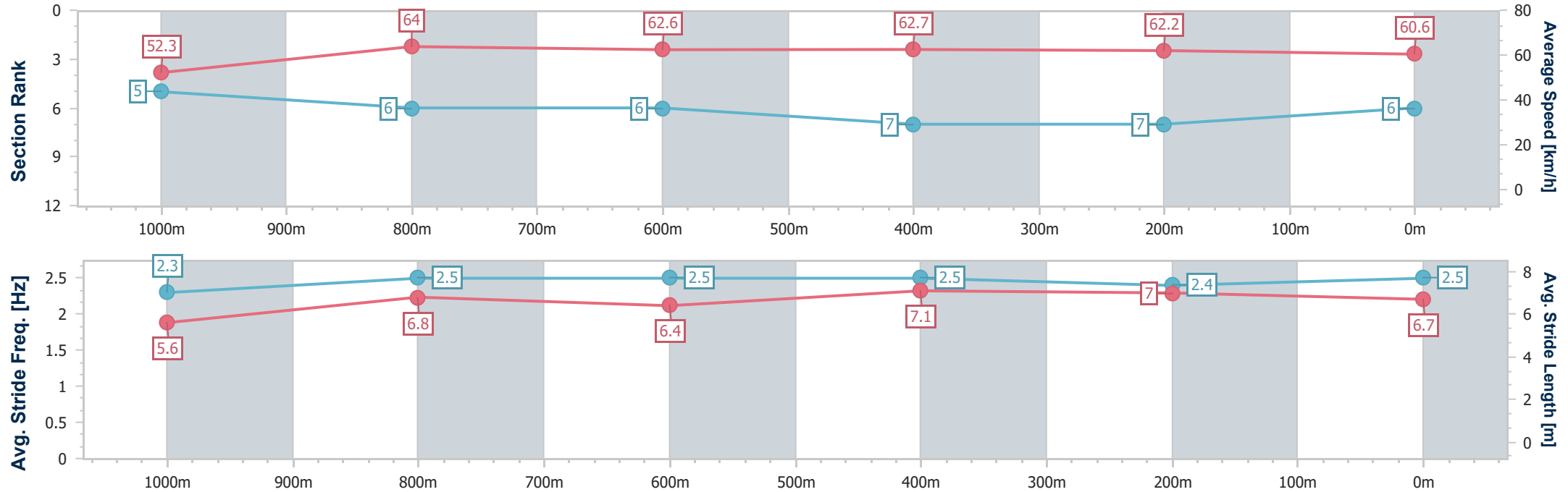
Horse/Jockey Name	Master Ned
Final Rank	6
Fastest Section Time (Section)	0:11.31 (1000m)
Top Speed [km/h] (Section)	66.1 (1000m)
Race State	Finished



KilcoyProfessional
Race 4: LADBROKES BIG BETS BENCHMARK 60 Handicap - 1200m
26 January 2026 - 12:54
Track Rating: Good 4, Weather: Fine, Rail Position: True Entire Course.



Section	Overall	1000m	800m	600m	400m	200m							
Section Times	1:12.08 [6] (0:13.77)	0:58.31 [5] (0:11.31)	0:47.00 [6] (0:11.61)	0:35.39 [6] (0:11.57)	0:23.82 [7] (0:11.86)	0:11.96 [7] (0:11.96)							
Average Speed [km/h]	52.3	64.0	62.6	62.7	62.2	60.6							
Top Speed [km/h]	63.5	66.1	63.6	63.3	63.0	62.2							
Avg. Dist. to Rail [m]	4.6	1.9	1.9	2.6	3.0	6.6							
Avg. Stride Freq. [Hz]	2.3	2.5	2.5	2.5	2.4	2.5							
Avg. Stride Length [m]	5.6	6.8	6.4	7.1	7.0	6.7							



[] Ranking at each section and finish
-.-.- No data available at this section
NA No data available



Horse/Jockey Name	Loose Unit
Final Rank	7
Fastest Section Time (Section)	0:11.16 (1000m)
Top Speed [km/h] (Section)	66.7 (1000m)
Race State	Finished



KilcoyProfessional

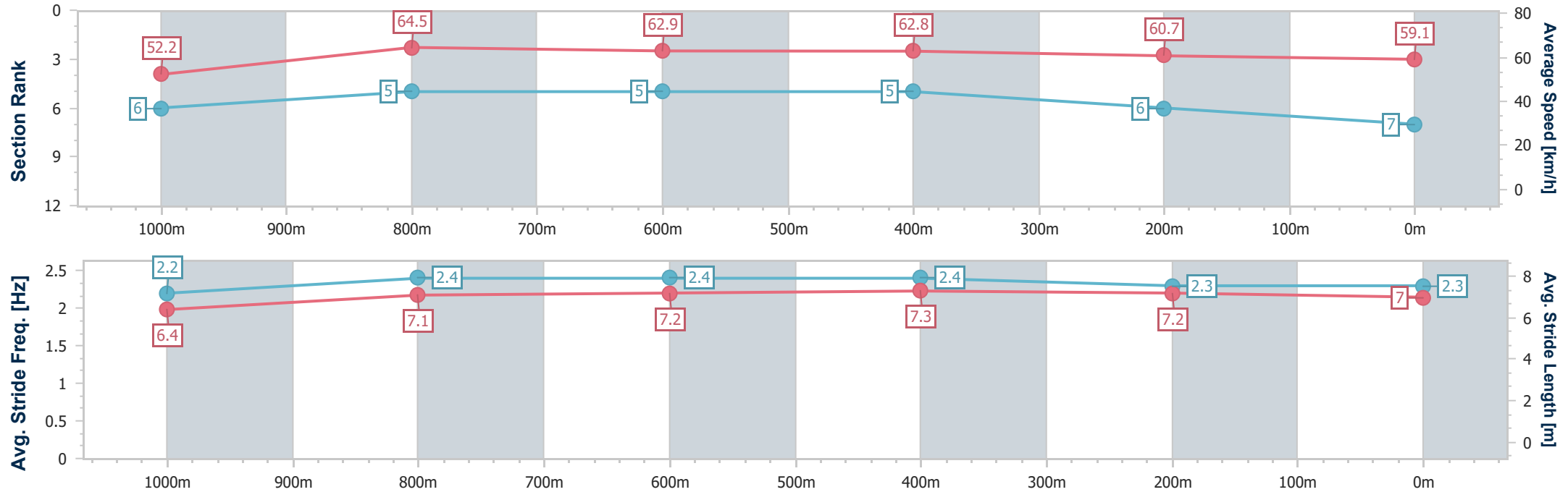
Race 4: LADBROKES BIG BETS BENCHMARK 60 Handicap - 1200m

Kilcoy Race Club
"Moonee Valley of the North"

26 January 2026 - 12:54

Track Rating: Good 4, Weather: Fine, Rail Position: True Entire Course.

Section	Overall	1000m	800m	600m	400m	200m							
Section Times	1:12.09 [7] (0:13.88)	0:58.21 [6] (0:11.16)	0:47.05 [5] (0:11.52)	0:35.53 [5] (0:11.51)	0:24.02 [5] (0:11.89)	0:12.13 [6] (0:12.13)							
Average Speed [km/h]	52.2	64.5	62.9	62.8	60.7	59.1							
Top Speed [km/h]	66.2	66.7	64.2	64.2	61.7	60.3							
Avg. Dist. to Rail [m]	5.0	0.7	0.9	1.5	0.7	1.1							
Avg. Stride Freq. [Hz]	2.2	2.4	2.4	2.4	2.3	2.3							
Avg. Stride Length [m]	6.4	7.1	7.2	7.3	7.2	7.0							





KilcoyProfessional
Race 5: G'DAY G'DAY FROM GREAT NORTHERN BREWERY RATINGS
BAND 0 - 55 Handicap - 1200m
26 January 2026 - 13:32



Track Rating: Good 4, Weather: Fine, Rail Position: True Entire Course.

Section		Overall				1000m	800m	600m	400m	200m	Last 600m		
Field Times		1:10.82				0:57.74	0:47.19	0:35.84	0:24.30	0:12.36	0:35.84		
		(0:13.08)				(0:10.55)	(0:11.35)	(0:11.54)	(0:11.94)	(0:12.36)			
Rank	TAB	Horse/Jockey	Barrier	Top Speed [km/h]	Fastest Section						Margin	Distance Travelled [m]	
1	1	PUROSANGUE	10	70.4	0:10.55	1:10.82 [1]	0:57.74 [1]	0:47.19 [1]	0:35.84 [1]	0:24.30 [1]	0:12.36 [1]	1:10.82	0:35.84
		Rob Thorburn		1000m	1000m	(0:13.08)	(0:10.55)	(0:11.35)	(0:11.54)	(0:11.94)	(0:12.36)		
2	7	SHE'S A BAD GIRL	1	68.4	0:10.69	1:11.79 [2]	0:58.27 [4]	0:47.58 [4]	0:36.35 [2]	0:24.96 [2]	0:13.12 [2]	5.66L	0:36.35 -2
		Michael Murphy		1000m	1000m	(0:13.52)	(0:10.69)	(0:11.23)	(0:11.39)	(0:11.84)	(0:13.12)		
3	11	ZAVEGA	8	69.5	0:10.72	1:11.86 [3]	0:58.61 [2]	0:47.89 [2]	0:36.33 [3]	0:24.60 [3]	0:12.47 [3]	6.08L	0:36.33 -1
		Bailie Baker		1000m	1000m	(0:13.25)	(0:10.72)	(0:11.56)	(0:11.73)	(0:12.13)	(0:12.47)		
4	10	KACHINA GIRL	7	67.3	0:11.03	1:11.87 [4]	0:58.05 [5]	0:47.02 [5]	0:35.60 [5]	0:24.19 [5]	0:12.26 [5]	6.15L	0:35.60 +2
		Reece O'Connell		1000m	1000m	(0:13.82)	(0:11.03)	(0:11.42)	(0:11.41)	(0:11.93)	(0:12.26)		
5	3	PRINCE OF DIAMONDS	2	69.7	0:10.81	1:11.91 [5]	0:58.54 [3]	0:47.73 [3]	0:36.12 [4]	0:24.37 [4]	0:12.35 [4]	6.42L	0:36.12 +3
		Colleen Krahnen		Overall	1000m	(0:13.37)	(0:10.81)	(0:11.61)	(0:11.75)	(0:12.02)	(0:12.35)		
6	6	GALLERY MASTER	6	66.7	0:11.02	1:12.30 [6]	0:58.27 [8]	0:47.25 [7]	0:35.93 [7]	0:24.51 [6]	0:12.37 [6]	8.71L	0:35.93 +6
		Kayla Johnston		1000m	1000m	(0:14.03)	(0:11.02)	(0:11.32)	(0:11.42)	(0:12.14)	(0:12.37)		
7	9	WORLDY SPIRIT	4	66.4	0:11.11	1:12.32 [7]	0:58.13 [10]	0:47.02 [10]	0:35.65 [9]	0:24.42 [9]	0:12.36 [8]	8.81L	0:35.65 +13
		Harrison Shaw		Overall	1000m	(0:14.19)	(0:11.11)	(0:11.37)	(0:11.23)	(0:12.06)	(0:12.36)		
8	8	SUENITO	5	66.4	0:11.07	1:12.66 [8]	0:58.82 [6]	0:47.75 [6]	0:36.32 [6]	0:24.87 [7]	0:12.71 [7]	10.83L	0:36.32 -5
		Julie Busuttin		1000m	1000m	(0:13.84)	(0:11.07)	(0:11.43)	(0:11.45)	(0:12.16)	(0:12.71)		
9	5	HUSSON'S REVENGE	3	66.3	0:11.05	1:13.03 [9]	0:58.91 [9]	0:47.86 [8]	0:36.58 [8]	0:25.17 [8]	0:12.74 [9]	13.01L	0:36.58 +2
		Sean Cormack		1000m	1000m	(0:14.12)	(0:11.05)	(0:11.28)	(0:11.41)	(0:12.43)	(0:12.74)		
10	12	ABSOLVE	9	65.0	0:11.40	1:13.54 [10]	0:59.66 [7]	0:48.26 [9]	0:36.54 [10]	0:24.94 [10]	0:12.63 [10]	16L	0:36.54 +5
		Erin Molloy		1000m	1000m	(0:13.88)	(0:11.40)	(0:11.72)	(0:11.60)	(0:12.31)	(0:12.63)		

Scratched: Lets Dance Jandy (#2), Four Leaf Wonder (#4)



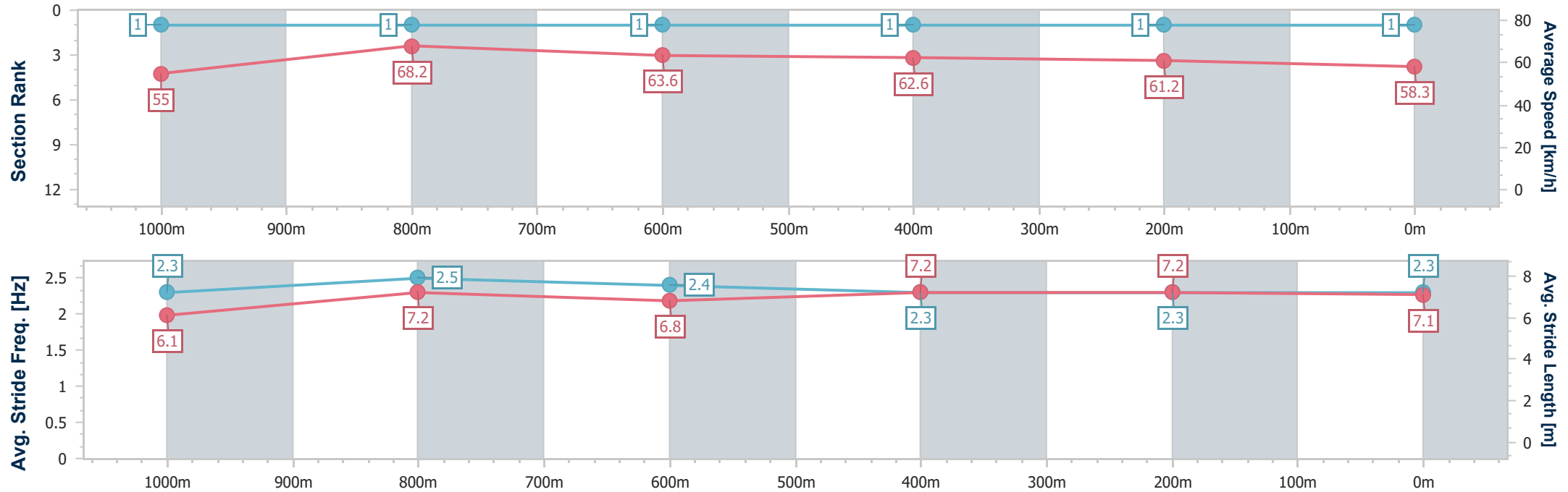
Horse/Jockey Name	Purosangue
Final Rank	1
Fastest Section Time (Section)	0:10.55 (1000m)
Top Speed [km/h] (Section)	70.4 (1000m)
Race State	Finished



KilcoyProfessional
Race 5: G'DAY G'DAY FROM GREAT NORTHERN BREWERY
RATINGS BAND 0 - 55 Handicap - 1200m
26 January 2026 - 13:32
Track Rating: Good 4, Weather: Fine, Rail Position: True Entire Course.



Section	Overall	1000m	800m	600m	400m	200m							
Section Times	1:10.82 [1] (0:13.08)	0:57.74 [1] (0:10.55)	0:47.19 [1] (0:11.35)	0:35.84 [1] (0:11.54)	0:24.30 [1] (0:11.94)	0:12.36 [1] (0:12.36)							
Average Speed [km/h]	55.0	68.2	63.6	62.6	61.2	58.3							
Top Speed [km/h]	70.0	70.4	65.3	63.4	62.7	60.0							
Avg. Dist. to Rail [m]	9.8	2.7	0.4	1.4	1.9	2.2							
Avg. Stride Freq. [Hz]	2.3	2.5	2.4	2.3	2.3	2.3							
Avg. Stride Length [m]	6.1	7.2	6.8	7.2	7.2	7.1							



- [] Ranking at each section and finish
- .-.- No data available at this section
- NA No data available



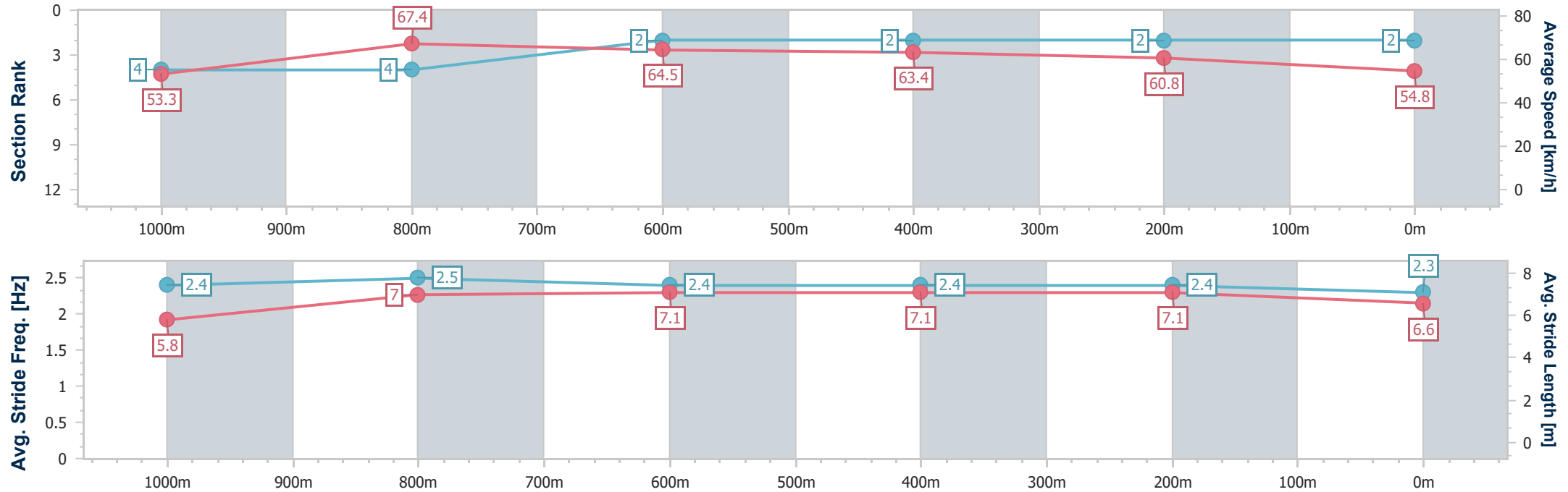
Horse/Jockey Name	She's A Bad Girl
Final Rank	2
Fastest Section Time (Section)	0:10.69 (1000m)
Top Speed [km/h] (Section)	68.4 (1000m)
Race State	Finished



KilcoyProfessional
Race 5: G'DAY G'DAY FROM GREAT NORTHERN BREWERY
RATINGS BAND 0 - 55 Handicap - 1200m
26 January 2026 - 13:32
Track Rating: Good 4, Weather: Fine, Rail Position: True Entire Course.



Section	Overall	1000m	800m	600m	400m	200m							
Section Times	1:11.79 [2] (0:13.52)	0:58.27 [4] (0:10.69)	0:47.58 [4] (0:11.23)	0:36.35 [2] (0:11.39)	0:24.96 [2] (0:11.84)	0:13.12 [2] (0:13.12)							
Average Speed [km/h]	53.3	67.4	64.5	63.4	60.8	54.8							
Top Speed [km/h]	67.6	68.4	66.0	64.7	62.8	59.3							
Avg. Dist. to Rail [m]	1.5	0.4	1.3	1.3	0.5	2.3							
Avg. Stride Freq. [Hz]	2.4	2.5	2.4	2.4	2.4	2.3							
Avg. Stride Length [m]	5.8	7.0	7.1	7.1	7.1	6.6							





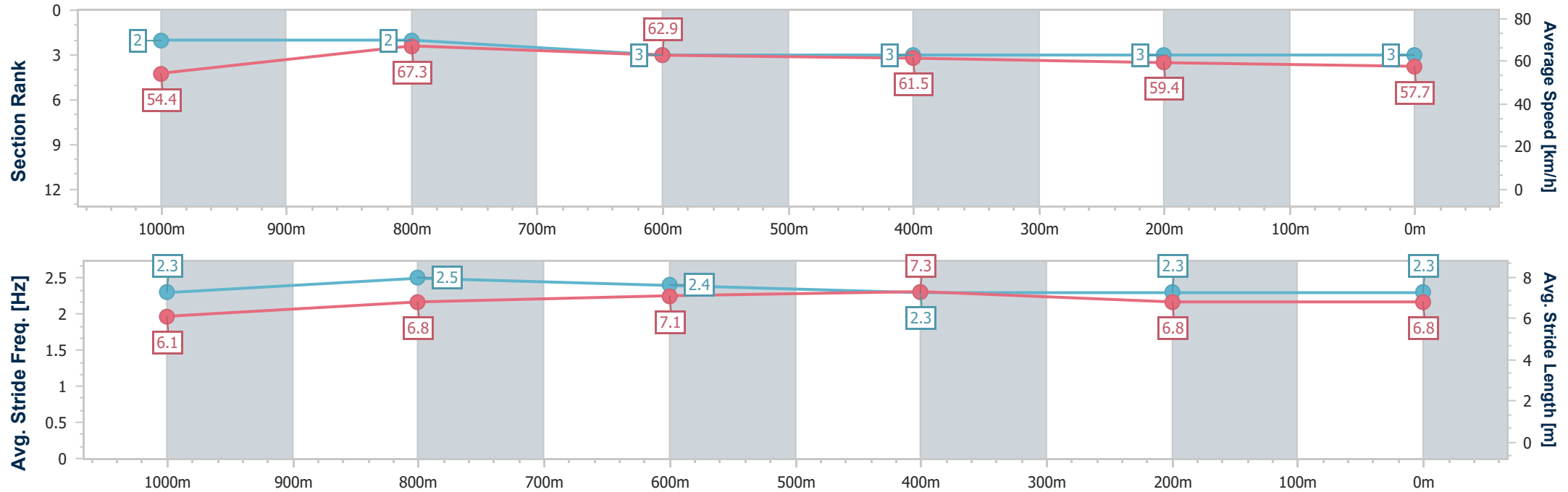
Horse/Jockey Name	Zavega
Final Rank	3
Fastest Section Time (Section)	0:10.72 (1000m)
Top Speed [km/h] (Section)	69.5 (1000m)
Race State	Finished



KilcoyProfessional
Race 5: G'DAY G'DAY FROM GREAT NORTHERN BREWERY
RATINGS BAND 0 - 55 Handicap - 1200m
26 January 2026 - 13:32
Track Rating: Good 4, Weather: Fine, Rail Position: True Entire Course.



Section	Overall	1000m	800m	600m	400m	200m							
Section Times	1:11.86 [3] (0:13.25)	0:58.61 [2] (0:10.72)	0:47.89 [2] (0:11.56)	0:36.33 [3] (0:11.73)	0:24.60 [3] (0:12.13)	0:12.47 [3] (0:12.47)							
Average Speed [km/h]	54.4	67.3	62.9	61.5	59.4	57.7							
Top Speed [km/h]	69.3	69.5	64.1	62.5	61.0	58.4							
Avg. Dist. to Rail [m]	6.4	2.0	1.3	1.1	0.3	0.4							
Avg. Stride Freq. [Hz]	2.3	2.5	2.4	2.3	2.3	2.3							
Avg. Stride Length [m]	6.1	6.8	7.1	7.3	6.8	6.8							



- [] Ranking at each section and finish
- .-.- No data available at this section
- NA No data available



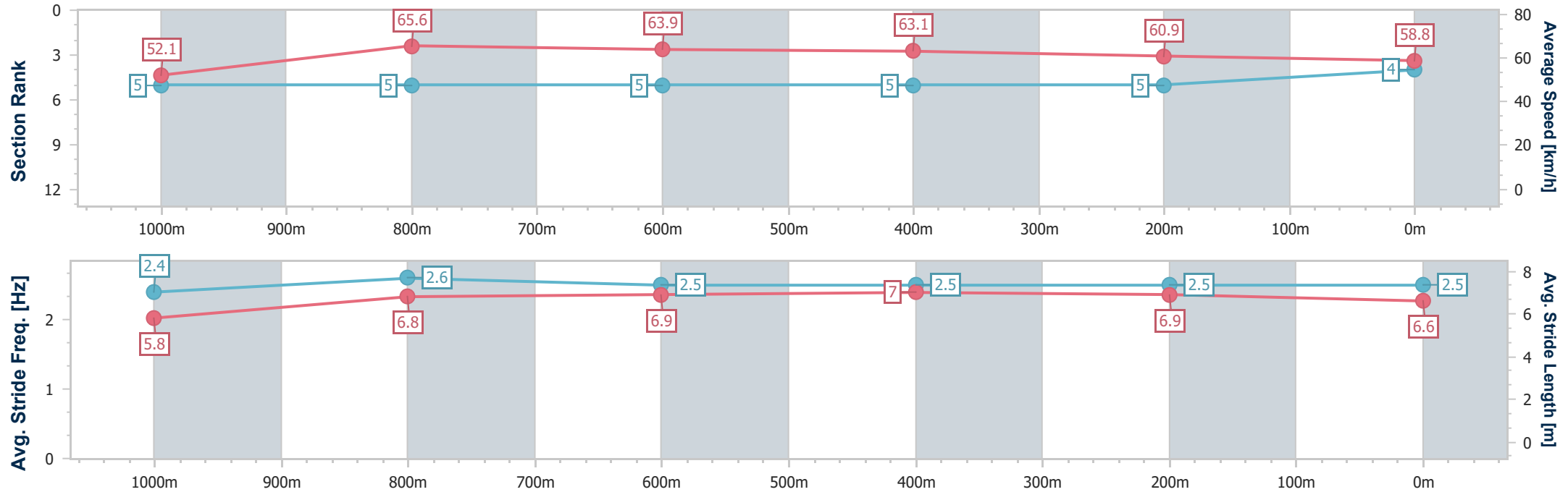
Horse/Jockey Name	Kachina Girl
Final Rank	4
Fastest Section Time (Section)	0:11.03 (1000m)
Top Speed [km/h] (Section)	67.3 (1000m)
Race State	Finished



KilcoyProfessional
Race 5: G'DAY G'DAY FROM GREAT NORTHERN BREWERY
RATINGS BAND 0 - 55 Handicap - 1200m
26 January 2026 - 13:32
Track Rating: Good 4, Weather: Fine, Rail Position: True Entire Course.



Section	Overall	1000m	800m	600m	400m	200m								
Section Times	1:11.87 [4] (0:13.82)	0:58.05 [5] (0:11.03)	0:47.02 [5] (0:11.42)	0:35.60 [5] (0:11.41)	0:24.19 [5] (0:11.93)	0:12.26 [5] (0:12.26)								
Average Speed [km/h]	52.1	65.6	63.9	63.1	60.9	58.8								
Top Speed [km/h]	66.7	67.3	65.0	65.1	61.8	60.2								
Avg. Dist. to Rail [m]	6.8	2.5	1.8	1.1	1.1	3.2								
Avg. Stride Freq. [Hz]	2.4	2.6	2.5	2.5	2.5	2.5								
Avg. Stride Length [m]	5.8	6.8	6.9	7.0	6.9	6.6								



[] Ranking at each section and finish
-.-.- No data available at this section
NA No data available



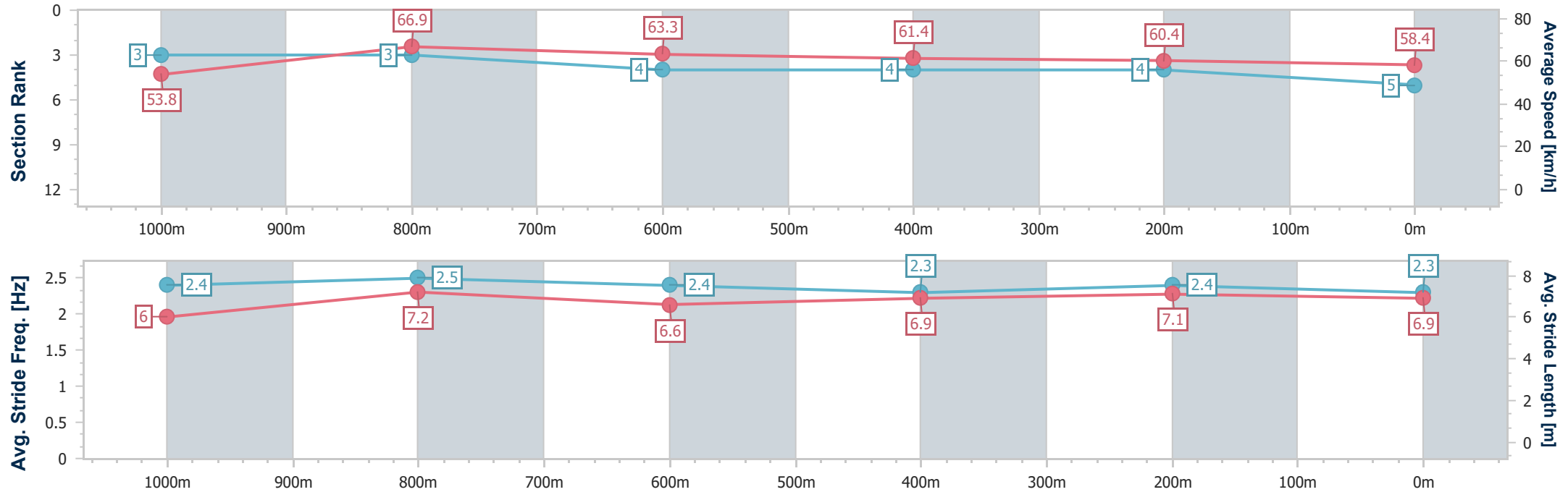
Horse/Jockey Name	Prince Of Diamonds
Final Rank	5
Fastest Section Time (Section)	0:10.81 (1000m)
Top Speed [km/h] (Section)	69.7 (Overall)
Race State	Finished



KilcoyProfessional
Race 5: G'DAY G'DAY FROM GREAT NORTHERN BREWERY
RATINGS BAND 0 - 55 Handicap - 1200m
26 January 2026 - 13:32
Track Rating: Good 4, Weather: Fine, Rail Position: True Entire Course.



Section	Overall	1000m	800m	600m	400m	200m							
Section Times	1:11.91 [5] (0:13.37)	0:58.54 [3] (0:10.81)	0:47.73 [3] (0:11.61)	0:36.12 [4] (0:11.75)	0:24.37 [4] (0:12.02)	0:12.35 [4] (0:12.35)							
Average Speed [km/h]	53.8	66.9	63.3	61.4	60.4	58.4							
Top Speed [km/h]	69.7	68.2	65.8	62.9	60.8	60.5							
Avg. Dist. to Rail [m]	2.8	1.9	2.9	2.0	0.9	2.7							
Avg. Stride Freq. [Hz]	2.4	2.5	2.4	2.3	2.4	2.3							
Avg. Stride Length [m]	6.0	7.2	6.6	6.9	7.1	6.9							





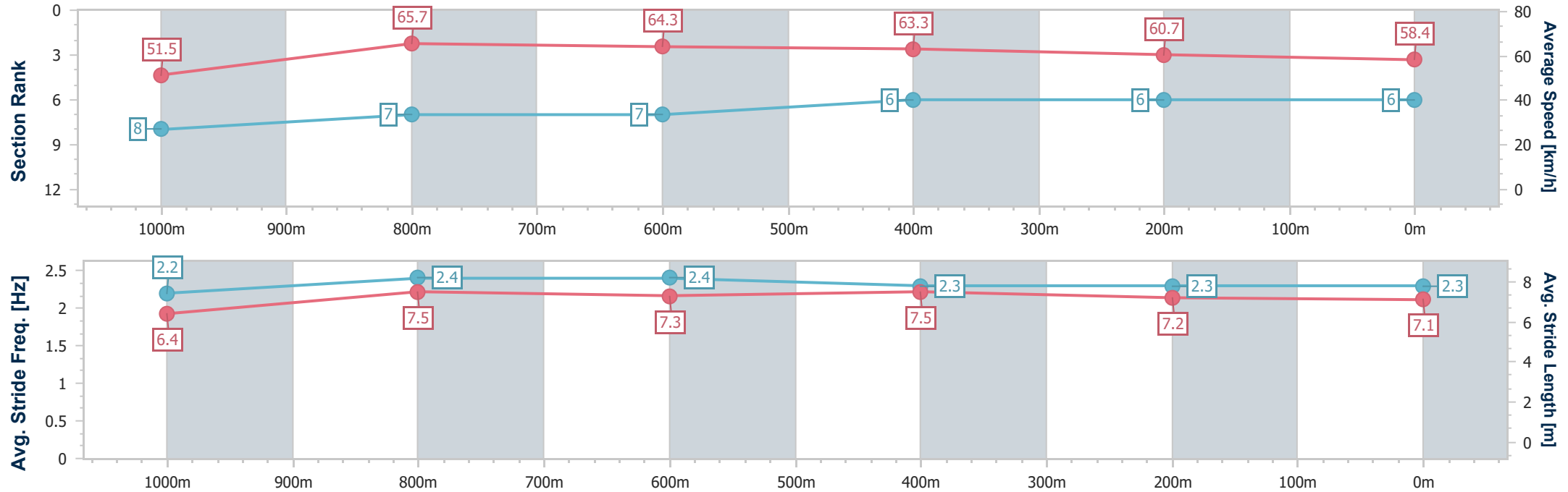
Horse/Jockey Name	Gallery Master
Final Rank	6
Fastest Section Time (Section)	0:11.02 (1000m)
Top Speed [km/h] (Section)	66.7 (1000m)
Race State	Finished



KilcoyProfessional
Race 5: G'DAY G'DAY FROM GREAT NORTHERN BREWERY
RATINGS BAND 0 - 55 Handicap - 1200m
26 January 2026 - 13:32
Track Rating: Good 4, Weather: Fine, Rail Position: True Entire Course.



Section	Overall	1000m	800m	600m	400m	200m								
Section Times	1:12.30 [6] (0:14.03)	0:58.27 [8] (0:11.02)	0:47.25 [7] (0:11.32)	0:35.93 [7] (0:11.42)	0:24.51 [6] (0:12.14)	0:12.37 [6] (0:12.37)								
Average Speed [km/h]	51.5	65.7	64.3	63.3	60.7	58.4								
Top Speed [km/h]	66.1	66.7	65.9	63.8	62.6	59.6								
Avg. Dist. to Rail [m]	4.9	2.0	2.0	2.1	2.8	3.5								
Avg. Stride Freq. [Hz]	2.2	2.4	2.4	2.3	2.3	2.3								
Avg. Stride Length [m]	6.4	7.5	7.3	7.5	7.2	7.1								





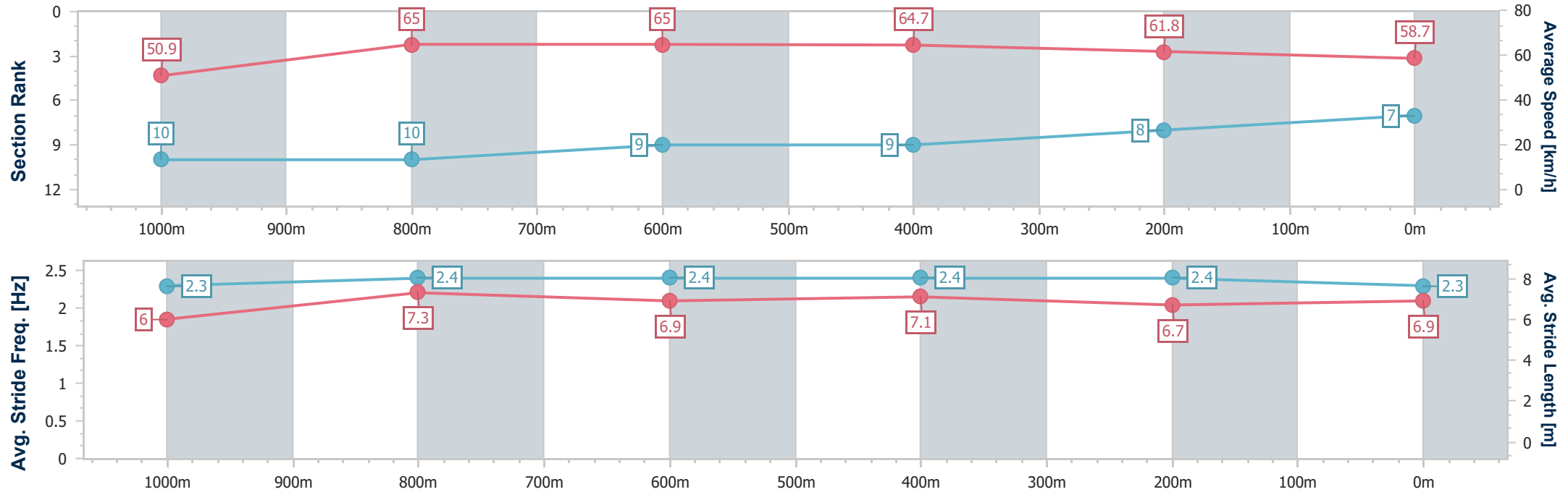
Horse/Jockey Name	Worldy Spirit
Final Rank	7
Fastest Section Time (Section)	0:11.11 (1000m)
Top Speed [km/h] (Section)	66.4 (Overall)
Race State	Finished



KilcoyProfessional
Race 5: G'DAY G'DAY FROM GREAT NORTHERN BREWERY
RATINGS BAND 0 - 55 Handicap - 1200m
26 January 2026 - 13:32
Track Rating: Good 4, Weather: Fine, Rail Position: True Entire Course.



Section	Overall	1000m	800m	600m	400m	200m								
Section Times	1:12.32 [7] (0:14.19)	0:58.13 [10] (0:11.11)	0:47.02 [10] (0:11.37)	0:35.65 [9] (0:11.23)	0:24.42 [9] (0:12.06)	0:12.36 [8] (0:12.36)								
Average Speed [km/h]	50.9	65.0	65.0	64.7	61.8	58.7								
Top Speed [km/h]	66.4	66.0	66.3	65.9	64.4	59.8								
Avg. Dist. to Rail [m]	2.8	1.4	3.9	5.2	4.7	3.4								
Avg. Stride Freq. [Hz]	2.3	2.4	2.4	2.4	2.4	2.3								
Avg. Stride Length [m]	6.0	7.3	6.9	7.1	6.7	6.9								





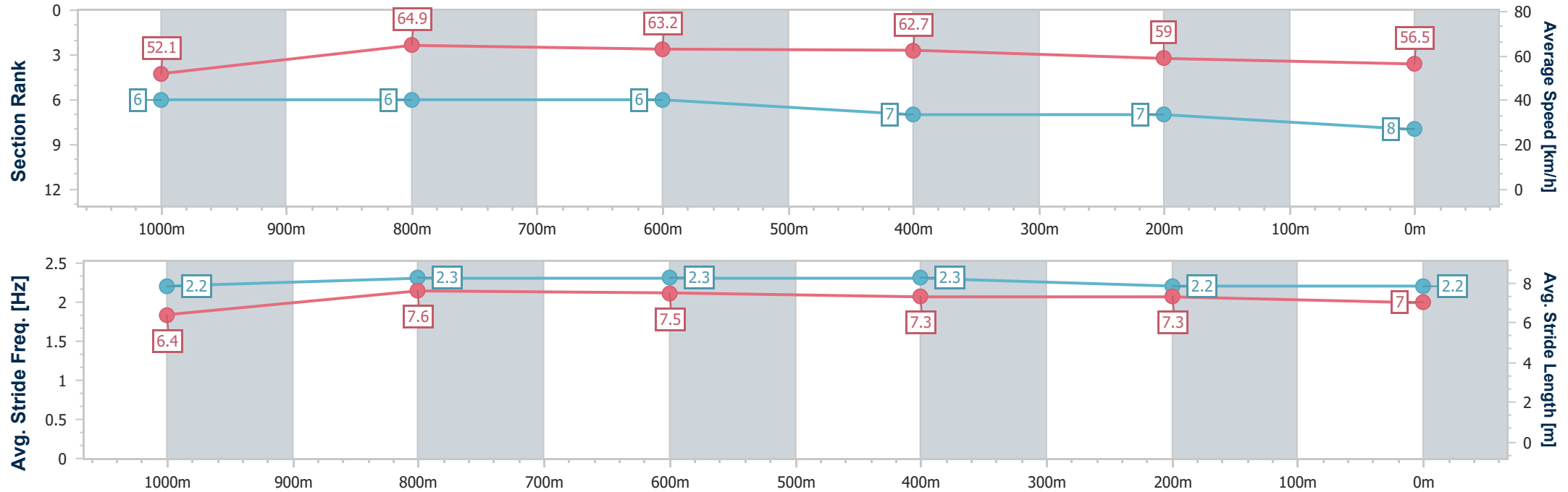
Horse/Jockey Name	Suenito
Final Rank	8
Fastest Section Time (Section)	0:11.07 (1000m)
Top Speed [km/h] (Section)	66.4 (1000m)
Race State	Finished



KilcoyProfessional
Race 5: G'DAY G'DAY FROM GREAT NORTHERN BREWERY
RATINGS BAND 0 - 55 Handicap - 1200m
26 January 2026 - 13:32
Track Rating: Good 4, Weather: Fine, Rail Position: True Entire Course.



Section	Overall	1000m	800m	600m	400m	200m							
Section Times	1:12.66 [8] (0:13.84)	0:58.82 [6] (0:11.07)	0:47.75 [6] (0:11.43)	0:36.32 [6] (0:11.45)	0:24.87 [7] (0:12.16)	0:12.71 [7] (0:12.71)							
Average Speed [km/h]	52.1	64.9	63.2	62.7	59.0	56.5							
Top Speed [km/h]	65.7	66.4	63.9	63.9	60.8	58.3							
Avg. Dist. to Rail [m]	3.8	0.5	0.5	0.8	0.5	1.2							
Avg. Stride Freq. [Hz]	2.2	2.3	2.3	2.3	2.2	2.2							
Avg. Stride Length [m]	6.4	7.6	7.5	7.3	7.3	7.0							



[] Ranking at each section and finish
-.-.- No data available at this section
NA No data available



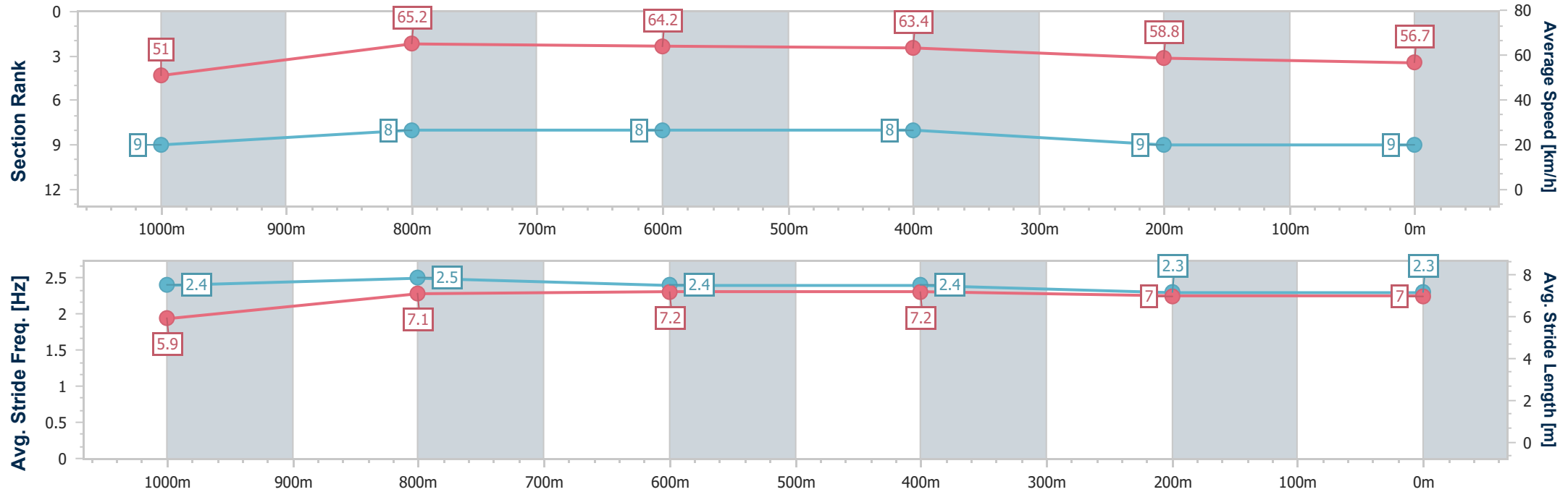
Horse/Jockey Name	Husson's Revenge
Final Rank	9
Fastest Section Time (Section)	0:11.05 (1000m)
Top Speed [km/h] (Section)	66.3 (1000m)
Race State	Finished



KilcoyProfessional
Race 5: G'DAY G'DAY FROM GREAT NORTHERN BREWERY
RATINGS BAND 0 - 55 Handicap - 1200m
26 January 2026 - 13:32
Track Rating: Good 4, Weather: Fine, Rail Position: True Entire Course.



Section	Overall	1000m	800m	600m	400m	200m							
Section Times	1:13.03 [9] (0:14.12)	0:58.91 [9] (0:11.05)	0:47.86 [8] (0:11.28)	0:36.58 [8] (0:11.41)	0:25.17 [8] (0:12.43)	0:12.74 [9] (0:12.74)							
Average Speed [km/h]	51.0	65.2	64.2	63.4	58.8	56.7							
Top Speed [km/h]	64.7	66.3	66.1	64.2	61.7	58.1							
Avg. Dist. to Rail [m]	2.4	0.6	1.0	1.5	2.2	3.0							
Avg. Stride Freq. [Hz]	2.4	2.5	2.4	2.4	2.3	2.3							
Avg. Stride Length [m]	5.9	7.1	7.2	7.2	7.0	7.0							





Horse/Jockey Name	Absolve
Final Rank	10
Fastest Section Time (Section)	0:11.40 (1000m)
Top Speed [km/h] (Section)	65.0 (1000m)
Race State	Finished



KilcoyProfessional
Race 5: G'DAY G'DAY FROM GREAT NORTHERN BREWERY
RATINGS BAND 0 - 55 Handicap - 1200m
26 January 2026 - 13:32
Track Rating: Good 4, Weather: Fine, Rail Position: True Entire Course.



Section	Overall	1000m	800m	600m	400m	200m							
Section Times	1:13.54 [10] (0:13.88)	0:59.66 [7] (0:11.40)	0:48.26 [9] (0:11.72)	0:36.54 [10] (0:11.60)	0:24.94 [10] (0:12.31)	0:12.63 [10] (0:12.63)							
Average Speed [km/h]	52.1	63.8	63.0	62.4	58.5	57.0							
Top Speed [km/h]	63.5	65.0	64.9	63.0	61.2	58.3							
Avg. Dist. to Rail [m]	9.1	4.9	3.8	1.9	0.3	2.5							
Avg. Stride Freq. [Hz]	2.2	2.3	2.3	2.3	2.2	2.2							
Avg. Stride Length [m]	6.3	7.4	7.4	7.6	7.3	7.1							

