



Eagle Farm Professional

Race 1: THE GIBSON Maiden Plate - 1840m

28 January 2026 - 13:39



BRISBANE
RACING CLUB

Track Rating: Soft 5, Weather: Overcast, Rail Position: +8m Entire

Section						Overall	1600m	1400m	1200m	1000m	800m	600m	Last 600m		
Field Times						1:54.36 (0:16.64)	1:37.72 (0:11.34)	1:26.38 (0:12.01)	1:14.37 (0:12.87)	1:01.50 (0:13.09)	0:48.41 (0:12.89)	0:35.52 (0:12.04)	0:35.52		
Rank	TAB	Horse/Jockey	Barrier	Top Speed [km/h]	Fastest Section										Distance Travelled [m]
1	6	TACITLY	1	64.9	0:11.24	1:54.36 [1]	1:37.50 [3]	1:26.01 [4]	1:13.99 [3]	1:01.18 [3]	0:48.16 [3]	0:35.31 [3]	0:35.31		
		Ryan Maloney		400m	400m	(0:16.86)	(0:11.49)	(0:12.02)	(0:12.81)	(0:13.02)	(0:12.85)	(0:11.88)			
2	2	MONTEVECCHIO	3	64.1	0:11.38	1:54.92 [2]	1:37.50 [9]	1:26.12 [7]	1:14.14 [6]	1:01.38 [6]	0:48.49 [6]	0:35.69 [6]	0:35.69	-4	
		Jaden Lloyd		1600m	1600m	(0:17.42)	(0:11.38)	(0:11.98)	(0:12.76)	(0:12.89)	(0:12.80)	(0:11.90)			
3	3	SOWILO RODINA	4	63.2	0:11.55	1:54.94 [3]	1:37.62 [8]	1:25.88 [9]	1:13.71 [9]	1:00.94 [9]	0:47.98 [8]	0:35.46 [8]	0:35.46	+2	
		Danny Peisley		400m	400m	(0:17.32)	(0:11.74)	(0:12.17)	(0:12.77)	(0:12.96)	(0:12.52)	(0:11.69)			
4	8	MISS CHAMONIX	9	63.3	0:11.58	1:55.28 [4]	1:38.00 [7]	1:26.30 [8]	1:14.38 [8]	1:01.65 [7]	0:48.65 [7]	0:35.87 [7]	0:35.87	+3	
		Chelsea Baker		400m	400m	(0:17.28)	(0:11.70)	(0:11.92)	(0:12.73)	(0:13.00)	(0:12.78)	(0:11.95)			
5	7	ARTISTIC TOUCH	6	63.2	0:11.66	1:55.65 [5]	1:38.75 [6]	1:27.09 [6]	1:14.83 [7]	1:01.77 [8]	0:48.65 [9]	0:35.94 [9]	0:35.94	+6	
		Mark Du Plessis		400m	1600m	(0:16.90)	(0:11.66)	(0:12.26)	(0:13.06)	(0:13.12)	(0:12.71)	(0:12.10)			
6	4	ENJECTOR	5	65.1	0:11.27	1:56.08 [6]	1:39.36 [2]	1:28.09 [2]	1:16.09 [1]	1:03.22 [1]	0:50.13 [1]	0:37.24 [1]	0:37.24	+2	
		Daniel Moor		1600m	1600m	(0:16.72)	(0:11.27)	(0:12.00)	(0:12.87)	(0:13.09)	(0:12.89)	(0:12.04)			
7	1	CONCADOR	8	66.6	0:11.34	1:56.67 [7]	1:40.03 [1]	1:28.69 [1]	1:16.63 [2]	1:03.74 [2]	0:50.63 [2]	0:37.78 [2]	0:37.78	+12	
		Emily Lang		Overall	1600m	(0:16.64)	(0:11.34)	(0:12.06)	(0:12.89)	(0:13.11)	(0:12.85)	(0:12.11)			
8	9	OUR SASSY PRINCESS	2	63.7	0:11.49	1:57.11 [8]	1:40.25 [4]	1:28.76 [5]	1:16.54 [4]	1:03.72 [5]	0:50.68 [5]	0:38.01 [4]	0:38.01	+6	
		Jason Taylor		1600m	1600m	(0:16.86)	(0:11.49)	(0:12.22)	(0:12.82)	(0:13.04)	(0:12.67)	(0:12.13)			
9	5	LOTTERY LINK	7	64.6	0:11.46	1:57.13 [9]	1:40.26 [5]	1:28.80 [3]	1:16.53 [5]	1:03.77 [4]	0:50.81 [4]	0:37.91 [5]	0:37.91	+6	
		Vlad Duric		1600m	1600m	(0:16.87)	(0:11.46)	(0:12.27)	(0:12.76)	(0:12.96)	(0:12.90)	(0:11.80)			



Eagle Farm Professional

Race 1: THE GIBSON Maiden Plate - 1840m

28 January 2026 - 13:39



BRISBANE
RACING CLUB

Track Rating: Soft 5, Weather: Overcast, Rail Position: +8m Entire

Section		400m		200m		Last 600m			
Field Times		0:23.48 (0:11.29)		0:12.19 (0:12.19)		0:35.52			
Rank	TAB Horse/Jockey	Barrier	Top Speed [km/h]	Fastest Section	Margin		Distance Travelled [m]		
1	6 TACITLY Ryan Maloney	1	64.9 400m	0:11.24 400m	0:23.43 [2] (0:11.24)	0:12.19 [1] (0:12.19)	1:54.36	0:35.31	
2	2 MONTEVECCHIO Jaden Lloyd	3	64.1 1600m	0:11.38 1600m	0:23.79 [5] (0:11.56)	0:12.23 [2] (0:12.23)	3.26L	0:35.69	-4
3	3 SOWILO RODINA Danny Peisley	4	63.2 400m	0:11.55 400m	0:23.77 [6] (0:11.55)	0:12.22 [3] (0:12.22)	3.42L	0:35.46	+2
4	8 MISS CHAMONIX Chelsea Baker	9	63.3 400m	0:11.58 400m	0:23.92 [8] (0:11.58)	0:12.34 [4] (0:12.34)	5.39L	0:35.87	+3
5	7 ARTISTIC TOUCH Mark Du Plessis	6	63.2 400m	0:11.66 1600m	0:23.84 [9] (0:11.70)	0:12.14 [9] (0:12.14)	7.59L	0:35.94	+6
6	4 ENJECTOR Daniel Moor	5	65.1 1600m	0:11.27 1600m	0:25.20 [1] (0:12.06)	0:13.14 [5] (0:13.14)	10.11L	0:37.24	+2
7	1 CONCADOR Emily Lang	8	66.6 Overall	0:11.34 1600m	0:25.67 [3] (0:12.30)	0:13.37 [6] (0:13.37)	13.61L	0:37.78	+12
8	9 OUR SASSY PRINCESS Jason Taylor	2	63.7 1600m	0:11.49 1600m	0:25.88 [7] (0:12.27)	0:13.61 [8] (0:13.61)	16.17L	0:38.01	+6
9	5 LOTTERY LINK Vlad Duric	7	64.6 1600m	0:11.46 1600m	0:26.11 [4] (0:12.41)	0:13.70 [7] (0:13.70)	16.27L	0:37.91	+6



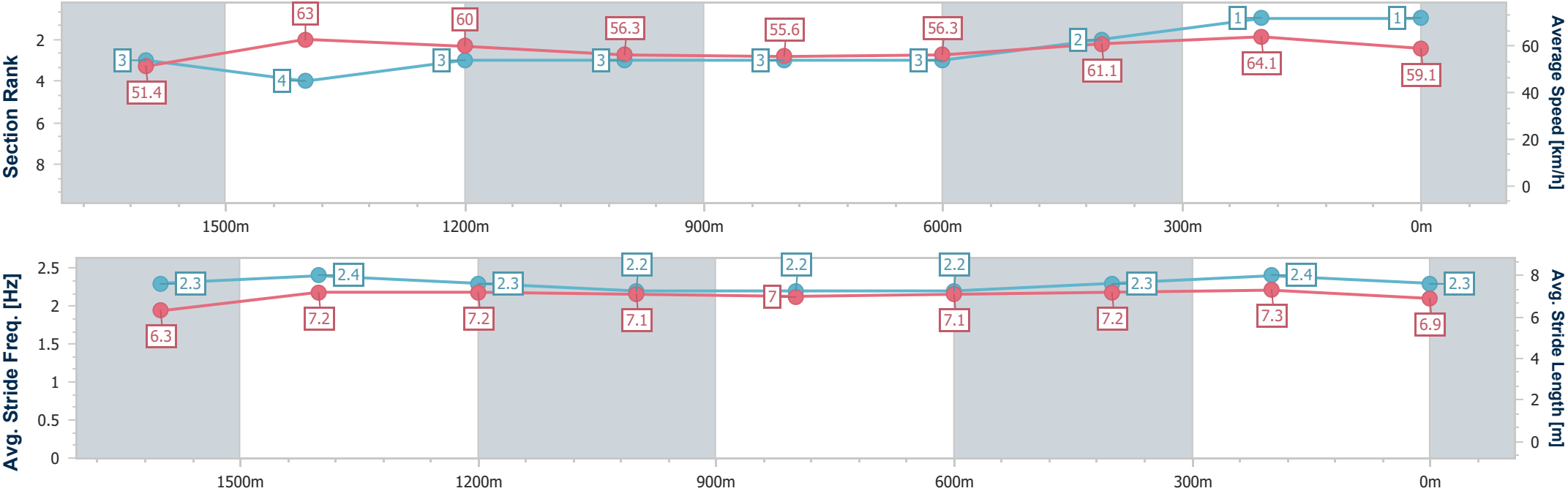
Horse/Jockey Name	Tacitly
Final Rank	1
Fastest Section Time (Section)	0:11.24 (400m)
Top Speed [km/h] (Section)	64.9 (400m)
Race State	Finished



Eagle Farm Professional
Race 1: THE GIBSON Maiden Plate - 1840m
28 January 2026 - 13:39
Track Rating: Soft 5, Weather: Overcast, Rail Position: +8m Entire



Section	Overall	1600m	1400m	1200m	1000m	800m	600m	400m	200m				
Section Times	1:54.36 [1] (0:16.86)	1:37.50 [3] (0:11.49)	1:26.01 [4] (0:12.02)	1:13.99 [3] (0:12.81)	1:01.18 [3] (0:13.02)	0:48.16 [3] (0:12.85)	0:35.31 [3] (0:11.88)	0:23.43 [2] (0:11.24)	0:12.19 [1] (0:12.19)				
Average Speed [km/h]	51.4	63.0	60.0	56.3	55.6	56.3	61.1	64.1	59.1				
Top Speed [km/h]	61.5	63.6	63.1	58.3	56.4	58.0	63.4	64.9	62.6				
Avg. Dist. to Rail [m]	1.8	1.2	1.4	1.7	1.3	1.2	1.1	1.6	1.0				
Avg. Stride Freq. [Hz]	2.3	2.4	2.3	2.2	2.2	2.2	2.3	2.4	2.3				
Avg. Stride Length [m]	6.3	7.2	7.2	7.1	7.0	7.1	7.2	7.3	6.9				





Horse/Jockey Name	Montevecchio
Final Rank	2
Fastest Section Time (Section)	0:11.38 (1600m)
Top Speed [km/h] (Section)	64.1 (1600m)
Race State	Finished

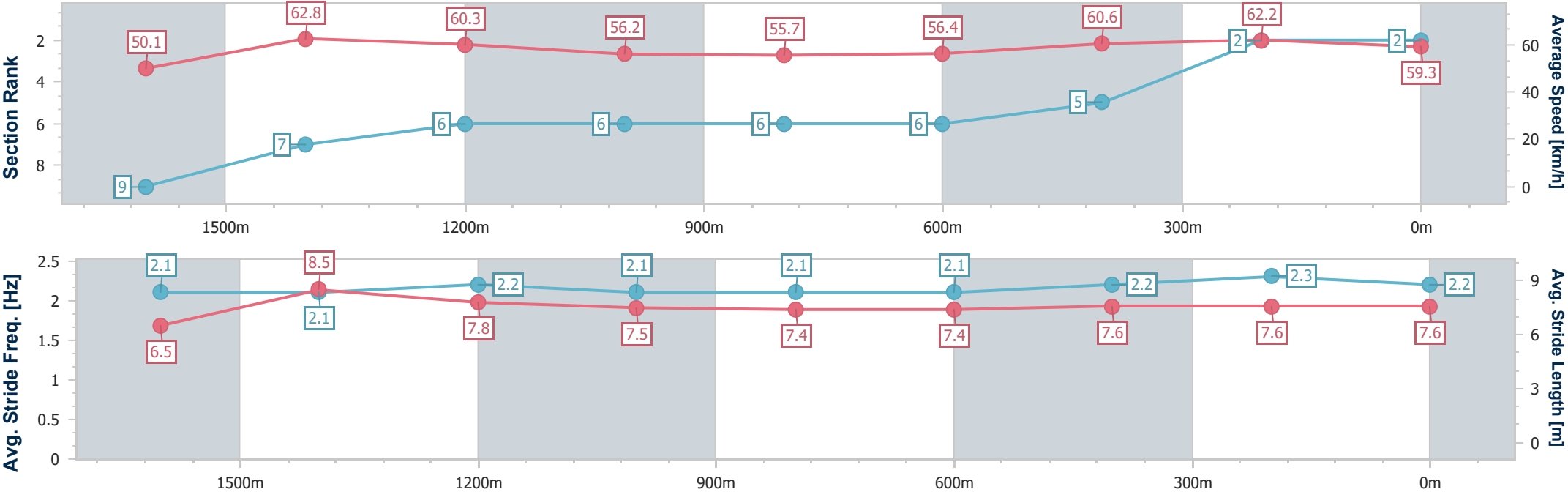


Eagle Farm Professional
Race 1: THE GIBSON Maiden Plate - 1840m
28 January 2026 - 13:39
Track Rating: Soft 5, Weather: Overcast, Rail Position: +8m Entire



BRISBANE
RACING CLUB

Section	Overall	1600m	1400m	1200m	1000m	800m	600m	400m	200m				
Section Times	1:54.92 [2] (0:17.42)	1:37.50 [9] (0:11.38)	1:26.12 [7] (0:11.98)	1:14.14 [6] (0:12.76)	1:01.38 [6] (0:12.89)	0:48.49 [6] (0:12.80)	0:35.69 [6] (0:11.90)	0:23.79 [5] (0:11.56)	0:12.23 [2] (0:12.23)				
Average Speed [km/h]	50.1	62.8	60.3	56.2	55.7	56.4	60.6	62.2	59.3				
Top Speed [km/h]	61.8	64.1	63.9	58.4	56.8	57.1	63.4	63.6	60.6				
Avg. Dist. to Rail [m]	4.0	1.6	1.2	0.5	0.9	0.5	0.6	1.5	1.7				
Avg. Stride Freq. [Hz]	2.1	2.1	2.2	2.1	2.1	2.1	2.2	2.3	2.2				
Avg. Stride Length [m]	6.5	8.5	7.8	7.5	7.4	7.4	7.6	7.6	7.6				





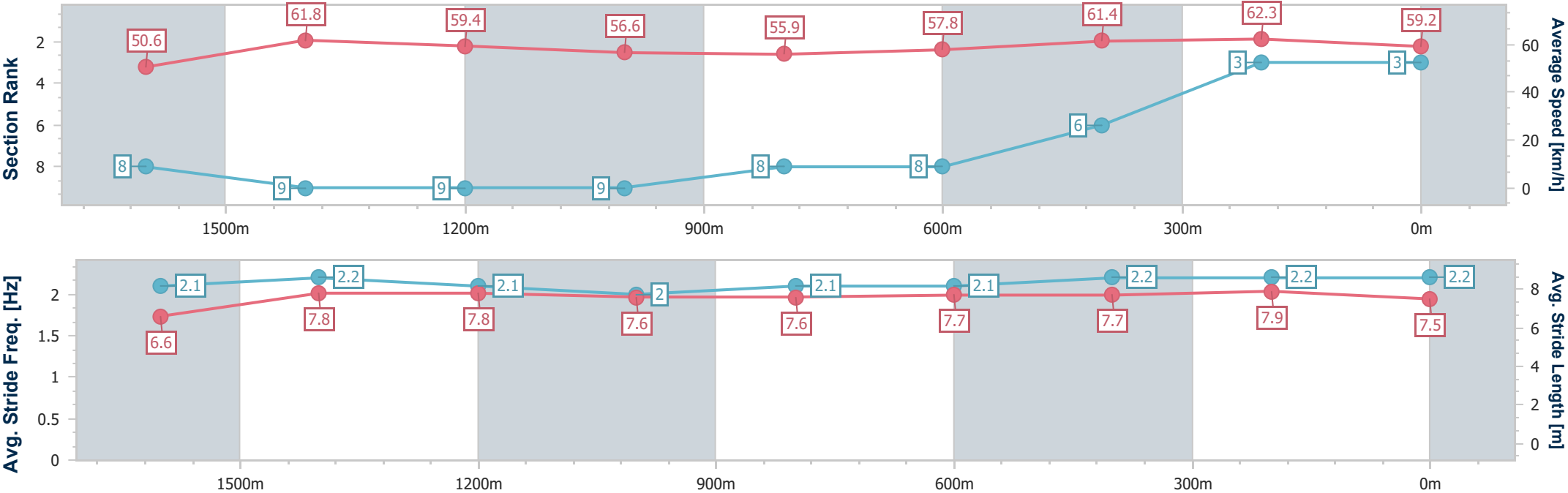
Horse/Jockey Name	Sowilo Rodina
Final Rank	3
Fastest Section Time (Section)	0:11.55 (400m)
Top Speed [km/h] (Section)	63.2 (400m)
Race State	Finished



Eagle Farm Professional
Race 1: THE GIBSON Maiden Plate - 1840m
28 January 2026 - 13:39
Track Rating: Soft 5, Weather: Overcast, Rail Position: +8m Entire



Section	Overall	1600m	1400m	1200m	1000m	800m	600m	400m	200m				
Section Times	1:54.94 [3] (0:17.32)	1:37.62 [8] (0:11.74)	1:25.88 [9] (0:12.17)	1:13.71 [9] (0:12.77)	1:00.94 [9] (0:12.96)	0:47.98 [8] (0:12.52)	0:35.46 [8] (0:11.69)	0:23.77 [6] (0:11.55)	0:12.22 [3] (0:12.22)				
Average Speed [km/h]	50.6	61.8	59.4	56.6	55.9	57.8	61.4	62.3	59.2				
Top Speed [km/h]	60.8	62.5	62.1	58.3	57.5	59.6	62.7	63.2	61.9				
Avg. Dist. to Rail [m]	4.2	2.2	3.3	3.6	1.6	0.7	1.2	1.0	2.4				
Avg. Stride Freq. [Hz]	2.1	2.2	2.1	2.0	2.1	2.1	2.2	2.2	2.2				
Avg. Stride Length [m]	6.6	7.8	7.8	7.6	7.6	7.7	7.7	7.9	7.5				





Horse/Jockey Name	Miss Chamonix
Final Rank	4
Fastest Section Time (Section)	0:11.58 (400m)
Top Speed [km/h] (Section)	63.3 (400m)
Race State	Finished

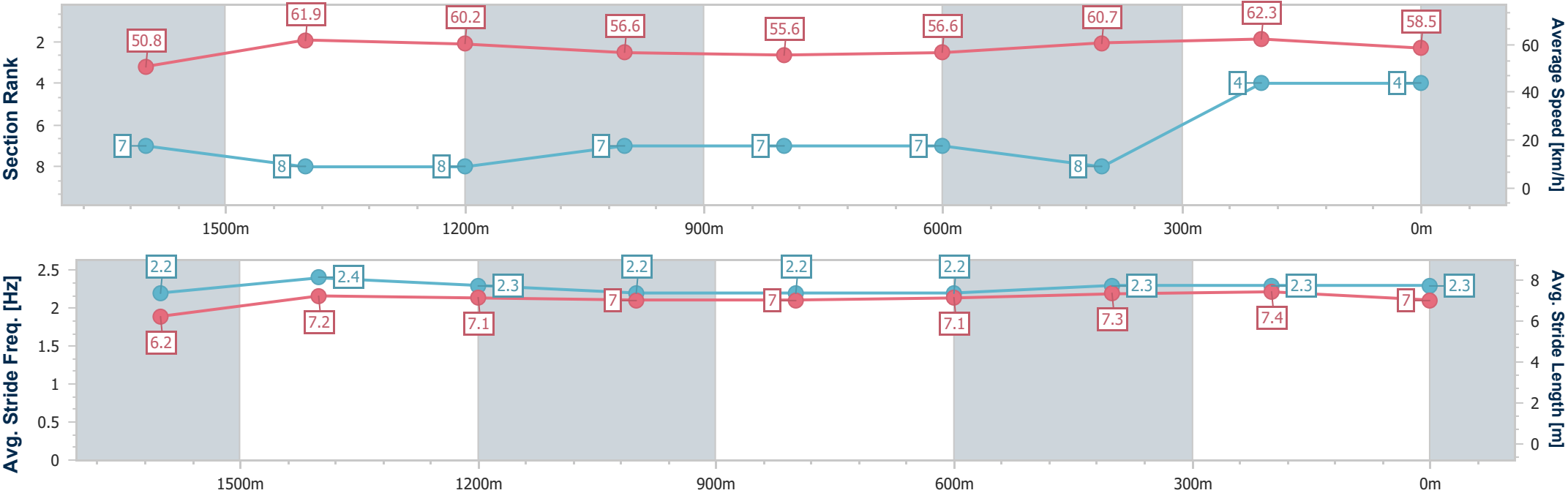


Eagle Farm Professional
Race 1: THE GIBSON Maiden Plate - 1840m
28 January 2026 - 13:39
Track Rating: Soft 5, Weather: Overcast, Rail Position: +8m Entire



BRISBANE
RACING CLUB

Section	Overall	1600m	1400m	1200m	1000m	800m	600m	400m	200m				
Section Times	1:55.28 [4] (0:17.28)	1:38.00 [7] (0:11.70)	1:26.30 [8] (0:11.92)	1:14.38 [8] (0:12.73)	1:01.65 [7] (0:13.00)	0:48.65 [7] (0:12.78)	0:35.87 [7] (0:11.95)	0:23.92 [8] (0:11.58)	0:12.34 [4] (0:12.34)				
Average Speed [km/h]	50.8	61.9	60.2	56.6	55.6	56.6	60.7	62.3	58.5				
Top Speed [km/h]	61.7	62.9	62.1	57.8	57.2	57.6	63.2	63.3	62.0				
Avg. Dist. to Rail [m]	6.3	1.2	0.5	0.6	0.4	1.2	1.8	8.2	5.6				
Avg. Stride Freq. [Hz]	2.2	2.4	2.3	2.2	2.2	2.2	2.3	2.3	2.3				
Avg. Stride Length [m]	6.2	7.2	7.1	7.0	7.0	7.1	7.3	7.4	7.0				



[] Ranking at each section and finish
-.-.- No data available at this section
NA No data available



Horse/Jockey Name	Artistic Touch
Final Rank	5
Fastest Section Time (Section)	0:11.66 (1600m)
Top Speed [km/h] (Section)	63.2 (400m)
Race State	Finished

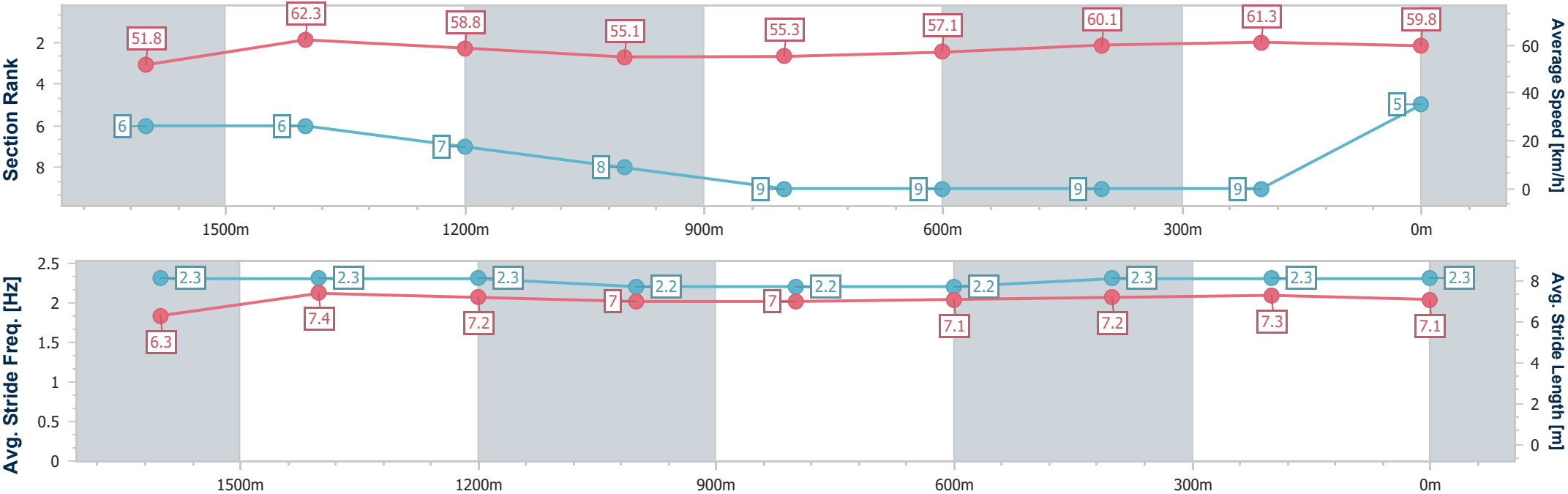


Eagle Farm Professional
Race 1: THE GIBSON Maiden Plate - 1840m
28 January 2026 - 13:39
Track Rating: Soft 5, Weather: Overcast, Rail Position: +8m Entire



BRISBANE
RACING CLUB

Section	Overall	1600m	1400m	1200m	1000m	800m	600m	400m	200m				
Section Times	1:55.65 [5] (0:16.90)	1:38.75 [6] (0:11.66)	1:27.09 [6] (0:12.26)	1:14.83 [7] (0:13.06)	1:01.77 [8] (0:13.12)	0:48.65 [9] (0:12.71)	0:35.94 [9] (0:12.10)	0:23.84 [9] (0:11.70)	0:12.14 [9] (0:12.14)				
Average Speed [km/h]	51.8	62.3	58.8	55.1	55.3	57.1	60.1	61.3	59.8				
Top Speed [km/h]	62.2	62.7	62.6	56.2	58.0	58.3	61.5	63.2	60.1				
Avg. Dist. to Rail [m]	5.2	2.0	2.2	2.6	1.9	1.9	1.5	3.9	2.5				
Avg. Stride Freq. [Hz]	2.3	2.3	2.3	2.2	2.2	2.2	2.3	2.3	2.3				
Avg. Stride Length [m]	6.3	7.4	7.2	7.0	7.0	7.1	7.2	7.3	7.1				





Horse/Jockey Name	Enjector
Final Rank	6
Fastest Section Time (Section)	0:11.27 (1600m)
Top Speed [km/h] (Section)	65.1 (1600m)
Race State	Finished

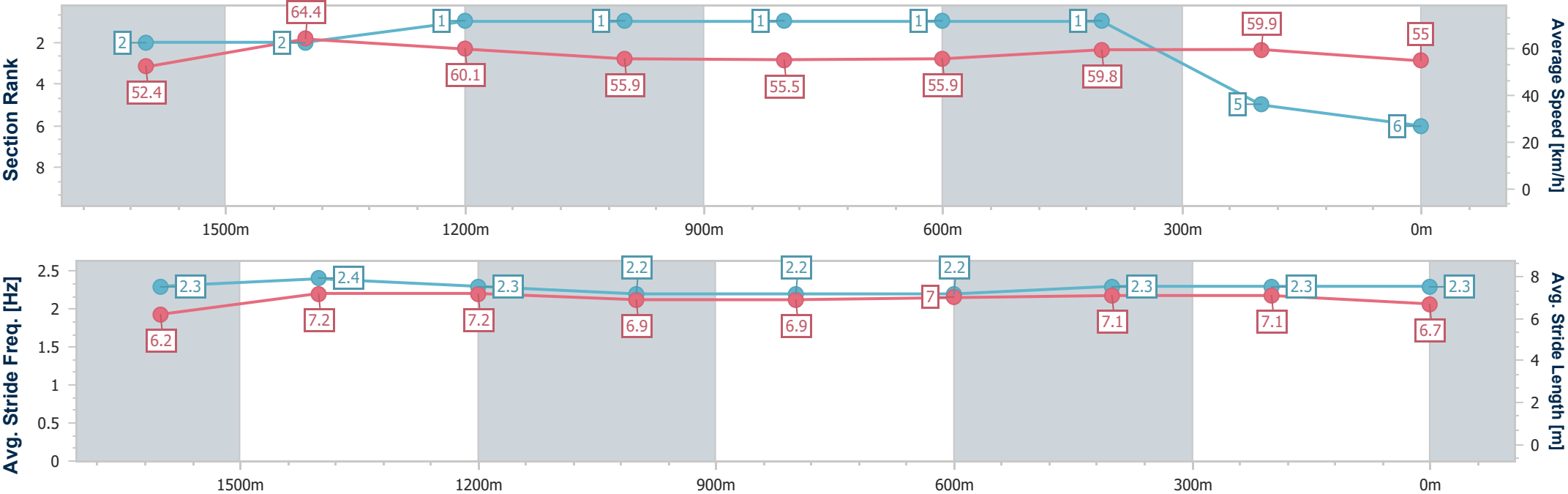


Eagle Farm Professional
Race 1: THE GIBSON Maiden Plate - 1840m
28 January 2026 - 13:39
Track Rating: Soft 5, Weather: Overcast, Rail Position: +8m Entire



BRISBANE
RACING CLUB

Section	Overall	1600m	1400m	1200m	1000m	800m	600m	400m	200m				
Section Times	1:56.08 [6] (0:16.72)	1:39.36 [2] (0:11.27)	1:28.09 [2] (0:12.00)	1:16.09 [1] (0:12.87)	1:03.22 [1] (0:13.09)	0:50.13 [1] (0:12.89)	0:37.24 [1] (0:12.04)	0:25.20 [1] (0:12.06)	0:13.14 [5] (0:13.14)				
Average Speed [km/h]	52.4	64.4	60.1	55.9	55.5	55.9	59.8	59.9	55.0				
Top Speed [km/h]	64.6	65.1	63.0	58.0	56.4	57.7	61.0	61.2	57.4				
Avg. Dist. to Rail [m]	4.9	1.4	1.4	1.8	1.5	0.7	0.2	0.2	0.3				
Avg. Stride Freq. [Hz]	2.3	2.4	2.3	2.2	2.2	2.2	2.3	2.3	2.3				
Avg. Stride Length [m]	6.2	7.2	7.2	6.9	6.9	7.0	7.1	7.1	6.7				





Horse/Jockey Name	Concador
Final Rank	7
Fastest Section Time (Section)	0:11.34 (1600m)
Top Speed [km/h] (Section)	66.6 (Overall)
Race State	Finished

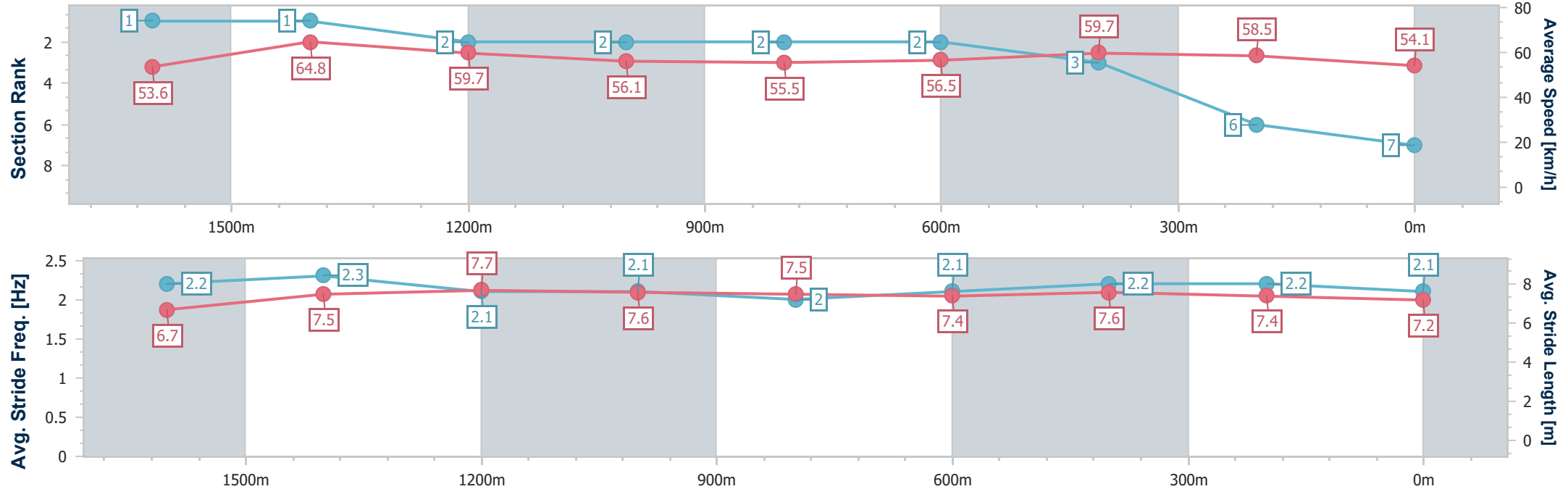


Eagle Farm Professional
Race 1: THE GIBSON Maiden Plate - 1840m
28 January 2026 - 13:39
Track Rating: Soft 5, Weather: Overcast, Rail Position: +8m Entire



BRISBANE
RACING CLUB

Section	Overall	1600m	1400m	1200m	1000m	800m	600m	400m	200m				
Section Times	1:56.67 [7] (0:16.64)	1:40.03 [1] (0:11.34)	1:28.69 [1] (0:12.06)	1:16.63 [2] (0:12.89)	1:03.74 [2] (0:13.11)	0:50.63 [2] (0:12.85)	0:37.78 [2] (0:12.11)	0:25.67 [3] (0:12.30)	0:13.37 [6] (0:13.37)				
Average Speed [km/h]	53.6	64.8	59.7	56.1	55.5	56.5	59.7	58.5	54.1				
Top Speed [km/h]	66.6	65.3	63.2	57.3	56.5	58.2	60.2	60.3	56.5				
Avg. Dist. to Rail [m]	8.7	5.3	3.3	2.8	2.5	1.7	1.2	3.3	3.4				
Avg. Stride Freq. [Hz]	2.2	2.3	2.1	2.1	2.0	2.1	2.2	2.2	2.1				
Avg. Stride Length [m]	6.7	7.5	7.7	7.6	7.5	7.4	7.6	7.4	7.2				



[] Ranking at each section and finish
-.-.- No data available at this section
NA No data available



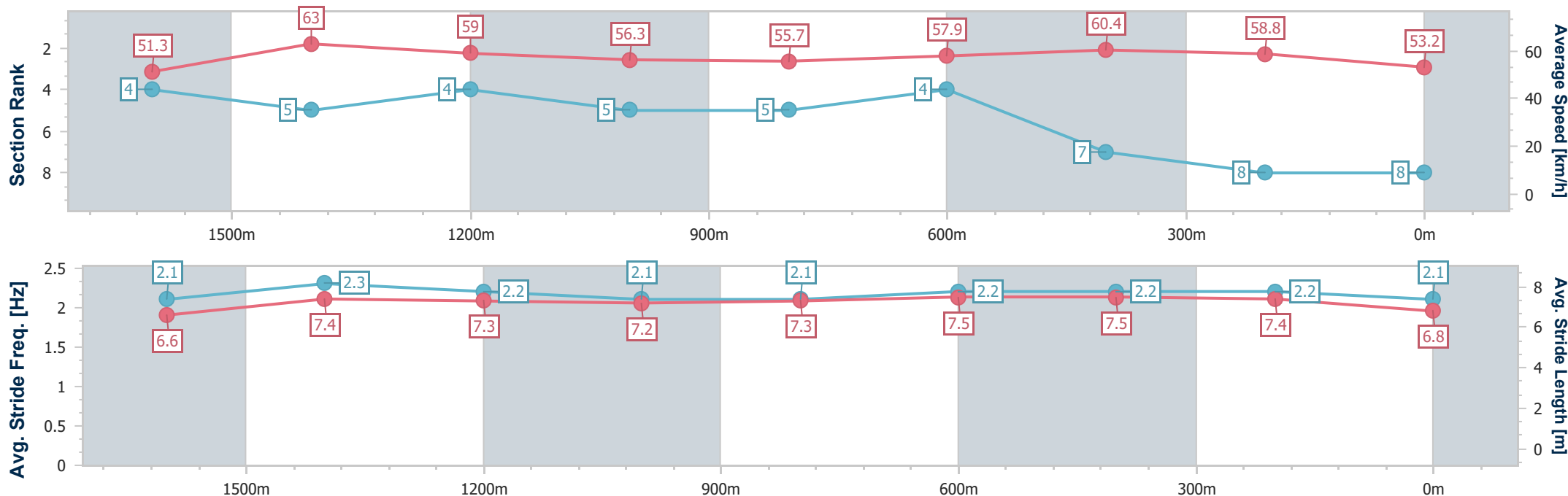
Horse/Jockey Name	Our Sassy Princess
Final Rank	8
Fastest Section Time (Section)	0:11.49 (1600m)
Top Speed [km/h] (Section)	63.7 (1600m)
Race State	Finished



Eagle Farm Professional
Race 1: THE GIBSON Maiden Plate - 1840m
28 January 2026 - 13:39
Track Rating: Soft 5, Weather: Overcast, Rail Position: +8m Entire



Section	Overall	1600m	1400m	1200m	1000m	800m	600m	400m	200m				
Section Times	1:57.11 [8] (0:16.86)	1:40.25 [4] (0:11.49)	1:28.76 [5] (0:12.22)	1:16.54 [4] (0:12.82)	1:03.72 [5] (0:13.04)	0:50.68 [5] (0:12.67)	0:38.01 [4] (0:12.13)	0:25.88 [7] (0:12.27)	0:13.61 [8] (0:13.61)				
Average Speed [km/h]	51.3	63.0	59.0	56.3	55.7	57.9	60.4	58.8	53.2				
Top Speed [km/h]	63.3	63.7	61.6	58.2	57.0	59.7	60.9	60.6	56.1				
Avg. Dist. to Rail [m]	1.8	1.1	1.6	1.6	2.1	3.5	4.3	7.5	7.1				
Avg. Stride Freq. [Hz]	2.1	2.3	2.2	2.1	2.1	2.2	2.2	2.2	2.1				
Avg. Stride Length [m]	6.6	7.4	7.3	7.2	7.3	7.5	7.5	7.4	6.8				





Horse/Jockey Name	Lottery Link
Final Rank	9
Fastest Section Time (Section)	0:11.46 (1600m)
Top Speed [km/h] (Section)	64.6 (1600m)
Race State	Finished

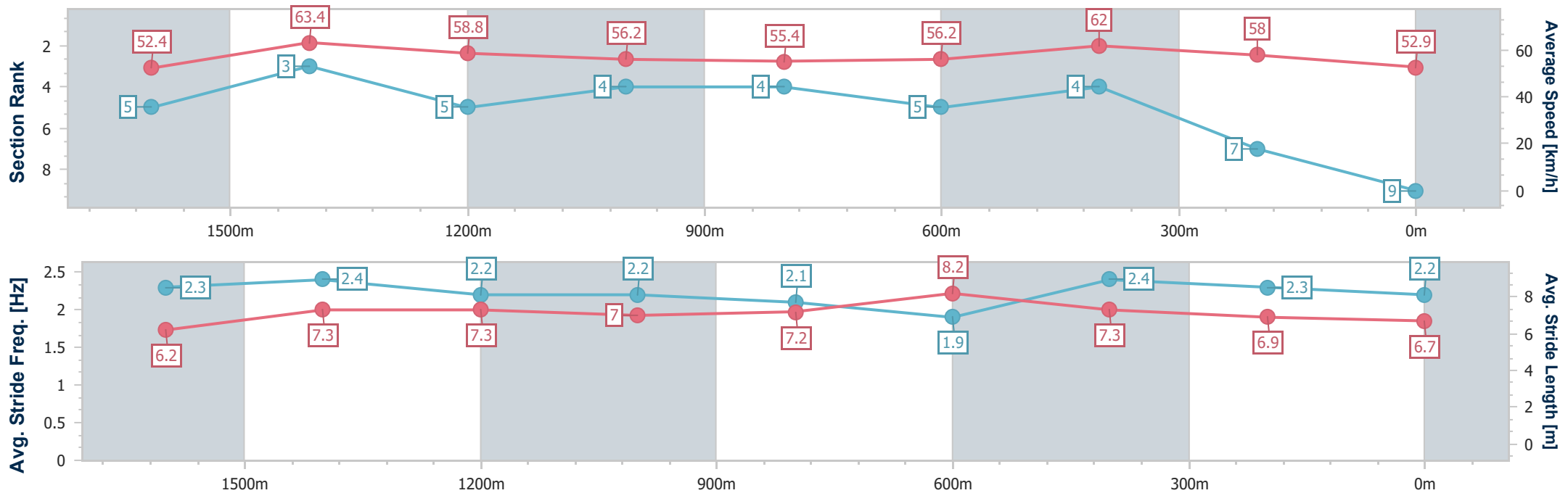


Eagle Farm Professional
Race 1: THE GIBSON Maiden Plate - 1840m
28 January 2026 - 13:39
Track Rating: Soft 5, Weather: Overcast, Rail Position: +8m Entire



BRISBANE
RACING CLUB

Section	Overall	1600m	1400m	1200m	1000m	800m	600m	400m	200m				
Section Times	1:57.13 [9] (0:16.87)	1:40.26 [5] (0:11.46)	1:28.80 [3] (0:12.27)	1:16.53 [5] (0:12.76)	1:03.77 [4] (0:12.96)	0:50.81 [4] (0:12.90)	0:37.91 [5] (0:11.80)	0:26.11 [4] (0:12.41)	0:13.70 [7] (0:13.70)				
Average Speed [km/h]	52.4	63.4	58.8	56.2	55.4	56.2	62.0	58.0	52.9				
Top Speed [km/h]	64.5	64.6	61.9	57.5	56.3	60.0	63.4	60.7	55.6				
Avg. Dist. to Rail [m]	6.8	2.3	0.3	0.6	0.7	1.3	3.6	6.4	6.5				
Avg. Stride Freq. [Hz]	2.3	2.4	2.2	2.2	2.1	1.9	2.4	2.3	2.2				
Avg. Stride Length [m]	6.2	7.3	7.3	7.0	7.2	8.2	7.3	6.9	6.7				





Eagle Farm Professional

Race 2: RACECOURSE VILLAGE Maiden Plate - 1000m

28 January 2026 - 14:13



BRISBANE
RACING CLUB

Track Rating: Good 4, Weather: Overcast, Rail Position: +8m Entire

Section						Overall	800m	600m	400m	200m	Last 600m		
Field Times						0:57.51 (0:13.27)	0:44.24 (0:10.57)	0:33.67 (0:10.83)	0:22.84 (0:11.05)	0:11.79 (0:11.79)	0:33.67		
Rank	TAB	Horse/Jockey	Barrier	Top Speed [km/h]	Fastest Section						Margin		
1	1	JUNGLE WARRIOR	7	70.1	0:10.50	0:57.51 [1]	0:43.83 [6]	0:33.33 [6]	0:22.57 [6]	0:11.74 [2]	0:57.51	0:33.33	
		Martin Harley		800m	800m	(0:13.68)	(0:10.50)	(0:10.76)	(0:10.83)	(0:11.74)			
2	11	SNITZSTREAM	4	69.2	0:10.62	0:57.63 [2]	0:44.12 [5]	0:33.50 [5]	0:22.70 [5]	0:11.72 [4]	0.71L	0:33.50	
		Cody Collis		800m	800m	(0:13.51)	(0:10.62)	(0:10.80)	(0:10.98)	(0:11.72)			
3	5	ARISTOCRATIC GIRL	2	69.3	0:10.40	0:57.71 [3]	0:44.21 [4]	0:33.81 [2]	0:23.02 [2]	0:11.94 [3]	1.19L	0:33.81	
		Montana Philpot		800m	800m	(0:13.50)	(0:10.40)	(0:10.79)	(0:11.08)	(0:11.94)			
4	4	OVER SPRAY	6	71.0	0:10.57	0:57.90 [4]	0:44.63 [1]	0:34.06 [1]	0:23.23 [1]	0:12.18 [1]	2.31L	0:34.06	
		Cejay Graham		800m	800m	(0:13.27)	(0:10.57)	(0:10.83)	(0:11.05)	(0:12.18)			
5	10	CERETTI	8	68.5	0:10.67	0:58.00 [5]	0:44.17 [7]	0:33.50 [7]	0:22.61 [10]	0:11.80 [8]	2.87L	0:33.50	
		Angela Jones		800m	800m	(0:13.83)	(0:10.67)	(0:10.89)	(0:10.81)	(0:11.80)			
6	3	HANSAGLORY	1	68.6	0:10.65	0:58.14 [6]	0:44.17 [8]	0:33.52 [9]	0:22.86 [8]	0:11.98 [7]	3.72L	0:33.52	
		Daniel Moor		800m	800m	(0:13.97)	(0:10.65)	(0:10.66)	(0:10.88)	(0:11.98)			
7	14	BLUE WHITE BLUE	5	68.6	0:10.64	0:58.39 [7]	0:45.06 [2]	0:34.42 [3]	0:23.66 [3]	0:12.37 [5]	5.2L	0:34.42	
		Ben Thompson		800m	800m	(0:13.33)	(0:10.64)	(0:10.76)	(0:11.29)	(0:12.37)			
8	13	STAFFO	10	70.4	0:10.55	0:58.57 [8]	0:44.53 [9]	0:33.98 [8]	0:23.19 [9]	0:12.11 [10]	6.25L	0:33.98	
		Mark Du Plessis		800m	800m	(0:14.04)	(0:10.55)	(0:10.79)	(0:11.08)	(0:12.11)			
9	6	BAY OF THE SOUTH	3	68.4	0:10.67	0:58.97 [9]	0:45.60 [3]	0:34.93 [4]	0:24.07 [4]	0:12.64 [9]	8.61L	0:34.93	
		Emily Lang		800m	800m	(0:13.37)	(0:10.67)	(0:10.86)	(0:11.43)	(0:12.64)			
10	9	PEREGRINA PEARL	9	70.8	0:10.47	0:59.10 [10]	0:45.00 [10]	0:34.39 [10]	0:23.92 [7]	0:12.94 [6]	9.38L	0:34.39	
		Corey Sutherland		800m	600m	(0:14.10)	(0:10.61)	(0:10.47)	(0:10.98)	(0:12.94)			

Scratched: Happy Wins (#7), Elnajeeb (#2), Miss McLaren (#8), Valadore (#12)

Report Created: Wed 28 January 2026 14:28 GMT+ (Note: Timing is based on position data)

Page 1/11

[] Ranking at each section and finish
-:-:- No data available at this section
NA No data available

SCN Saddle cloth number
DNF Did not finish
DNT Did not track

data processed by  TRIPLESDATA



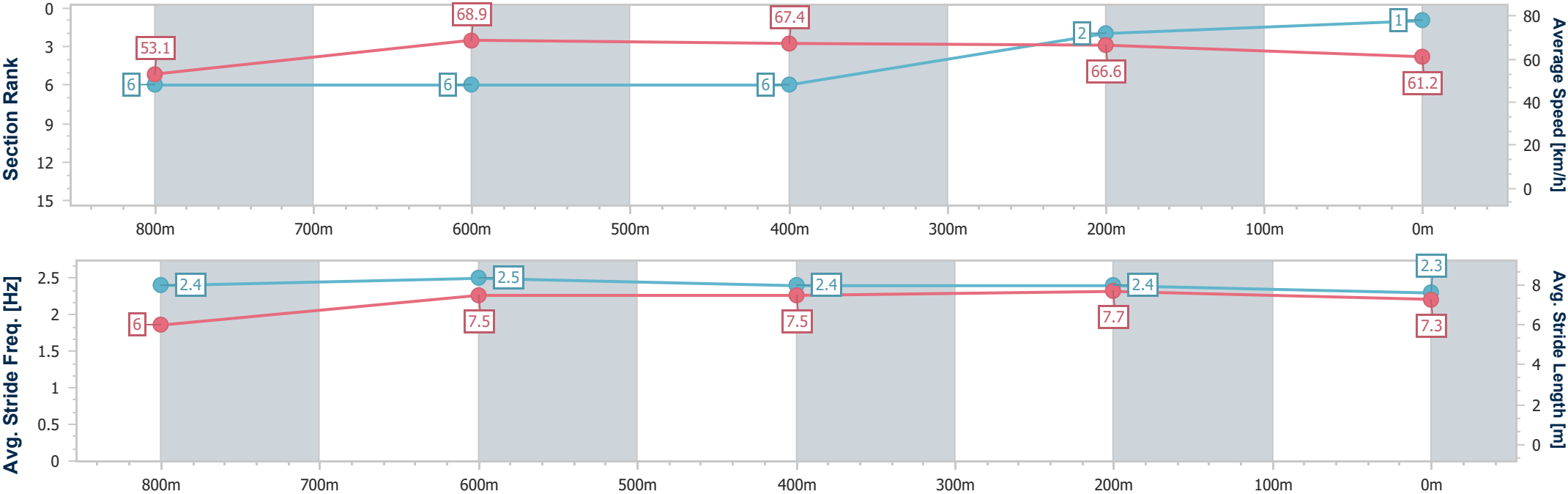
Horse/Jockey Name	Jungle Warrior
Final Rank	1
Fastest Section Time (Section)	0:10.50 (800m)
Top Speed [km/h] (Section)	70.1 (800m)
Race State	Finished



Eagle FarmProfessional
Race 2: RACECOURSE VILLAGE Maiden Plate - 1000m
28 January 2026 - 14:13
Track Rating: Good 4, Weather: Overcast, Rail Position: +8m Entire



Section	Overall	800m	600m	400m	200m															
Section Times	0:57.51 [1] (0:13.68)	0:43.83 [6] (0:10.50)	0:33.33 [6] (0:10.76)	0:22.57 [6] (0:10.83)	0:11.74 [2] (0:11.74)															
Average Speed [km/h]	53.1	68.9	67.4	66.6	61.2															
Top Speed [km/h]	67.4	70.1	68.8	68.0	65.0															
Avg. Dist. to Rail [m]	5.9	1.6	1.5	3.5	4.2															
Avg. Stride Freq. [Hz]	2.4	2.5	2.4	2.4	2.3															
Avg. Stride Length [m]	6.0	7.5	7.5	7.7	7.3															



- [] Ranking at each section and finish
- .-.- No data available at this section
- NA No data available



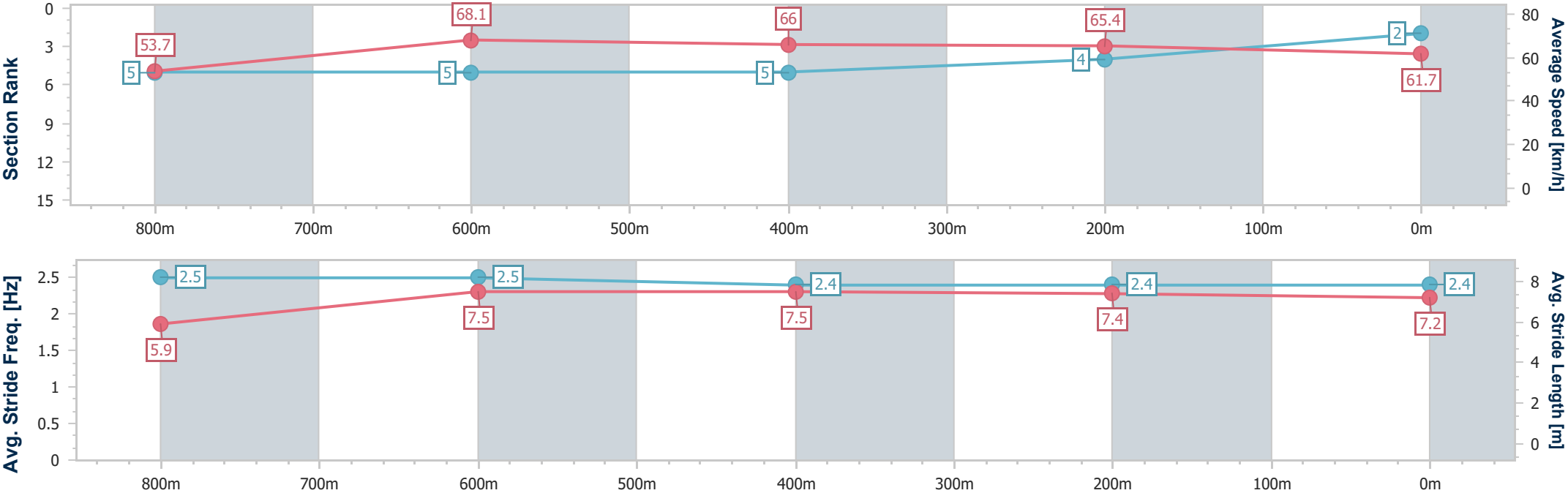
Horse/Jockey Name	Snitzstream
Final Rank	2
Fastest Section Time (Section)	0:10.62 (800m)
Top Speed [km/h] (Section)	69.2 (800m)
Race State	Finished



Eagle FarmProfessional
Race 2: RACECOURSE VILLAGE Maiden Plate - 1000m
28 January 2026 - 14:13
Track Rating: Good 4, Weather: Overcast, Rail Position: +8m Entire



Section	Overall	800m	600m	400m	200m														
Section Times	0:57.63 [2] (0:13.51)	0:44.12 [5] (0:10.62)	0:33.50 [5] (0:10.80)	0:22.70 [5] (0:10.98)	0:11.72 [4] (0:11.72)														
Average Speed [km/h]	53.7	68.1	66.0	65.4	61.7														
Top Speed [km/h]	67.3	69.2	67.2	66.2	64.3														
Avg. Dist. to Rail [m]	3.5	0.9	1.6	0.7	2.4														
Avg. Stride Freq. [Hz]	2.5	2.5	2.4	2.4	2.4														
Avg. Stride Length [m]	5.9	7.5	7.5	7.4	7.2														





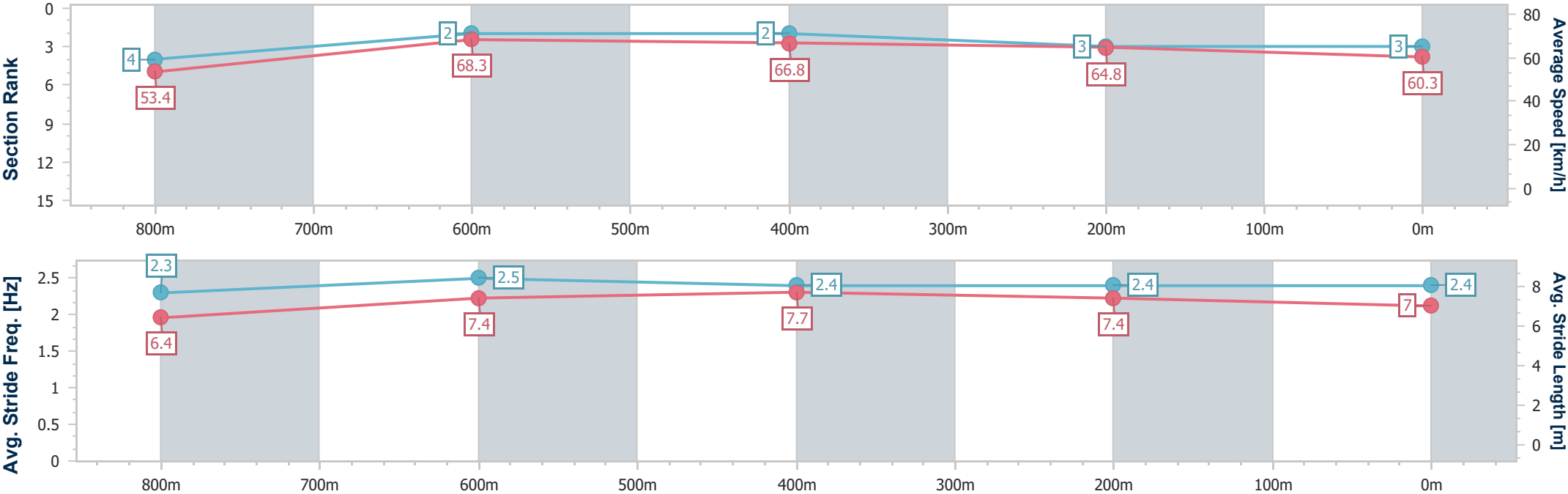
Horse/Jockey Name	Aristocratic Girl
Final Rank	3
Fastest Section Time (Section)	0:10.40 (800m)
Top Speed [km/h] (Section)	69.3 (800m)
Race State	Finished



Eagle FarmProfessional
Race 2: RACECOURSE VILLAGE Maiden Plate - 1000m
28 January 2026 - 14:13
Track Rating: Good 4, Weather: Overcast, Rail Position: +8m Entire



Section	Overall	800m	600m	400m	200m														
Section Times	0:57.71 [3] (0:13.50)	0:44.21 [4] (0:10.40)	0:33.81 [2] (0:10.79)	0:23.02 [2] (0:11.08)	0:11.94 [3] (0:11.94)														
Average Speed [km/h]	53.4	68.3	66.8	64.8	60.3														
Top Speed [km/h]	67.9	69.3	67.5	66.0	63.0														
Avg. Dist. to Rail [m]	1.5	2.4	0.8	1.7	1.6														
Avg. Stride Freq. [Hz]	2.3	2.5	2.4	2.4	2.4														
Avg. Stride Length [m]	6.4	7.4	7.7	7.4	7.0														



[] Ranking at each section and finish
-.-.- No data available at this section
NA No data available



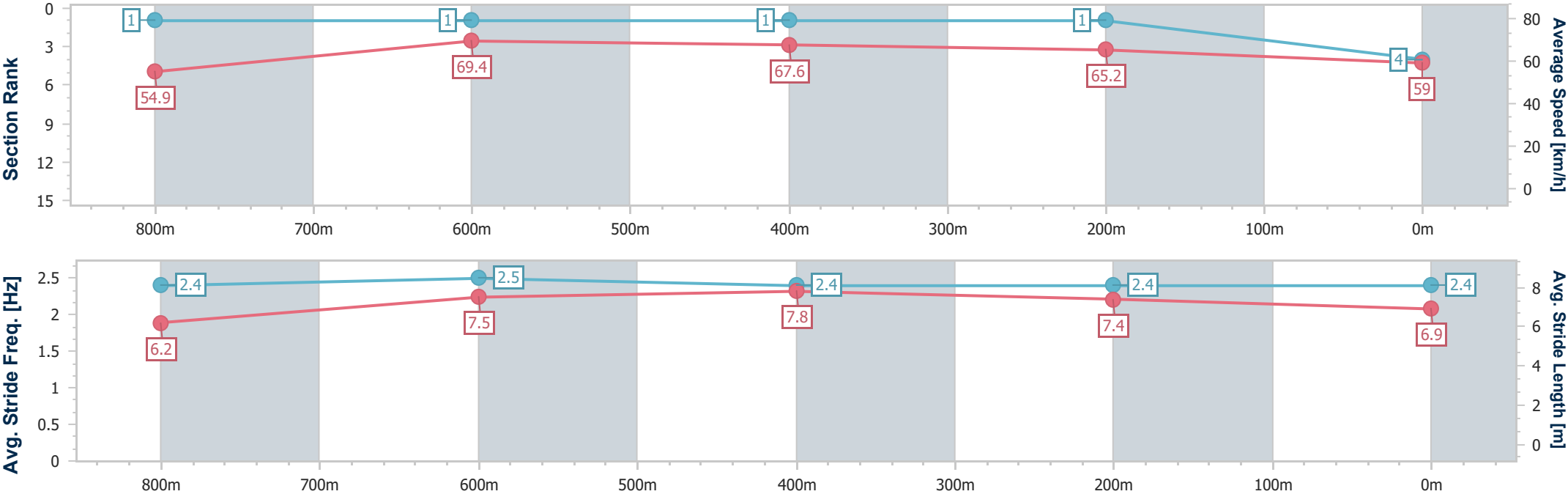
Horse/Jockey Name	Over Spray
Final Rank	4
Fastest Section Time (Section)	0:10.57 (800m)
Top Speed [km/h] (Section)	71.0 (800m)
Race State	Finished



Eagle FarmProfessional
Race 2: RACECOURSE VILLAGE Maiden Plate - 1000m
28 January 2026 - 14:13
Track Rating: Good 4, Weather: Overcast, Rail Position: +8m Entire



Section	Overall	800m	600m	400m	200m										
Section Times	0:57.90 [4] (0:13.27)	0:44.63 [1] (0:10.57)	0:34.06 [1] (0:10.83)	0:23.23 [1] (0:11.05)	0:12.18 [1] (0:12.18)										
Average Speed [km/h]	54.9	69.4	67.6	65.2	59.0										
Top Speed [km/h]	68.8	71.0	68.4	67.7	62.9										
Avg. Dist. to Rail [m]	5.5	3.9	3.7	2.9	2.5										
Avg. Stride Freq. [Hz]	2.4	2.5	2.4	2.4	2.4										
Avg. Stride Length [m]	6.2	7.5	7.8	7.4	6.9										





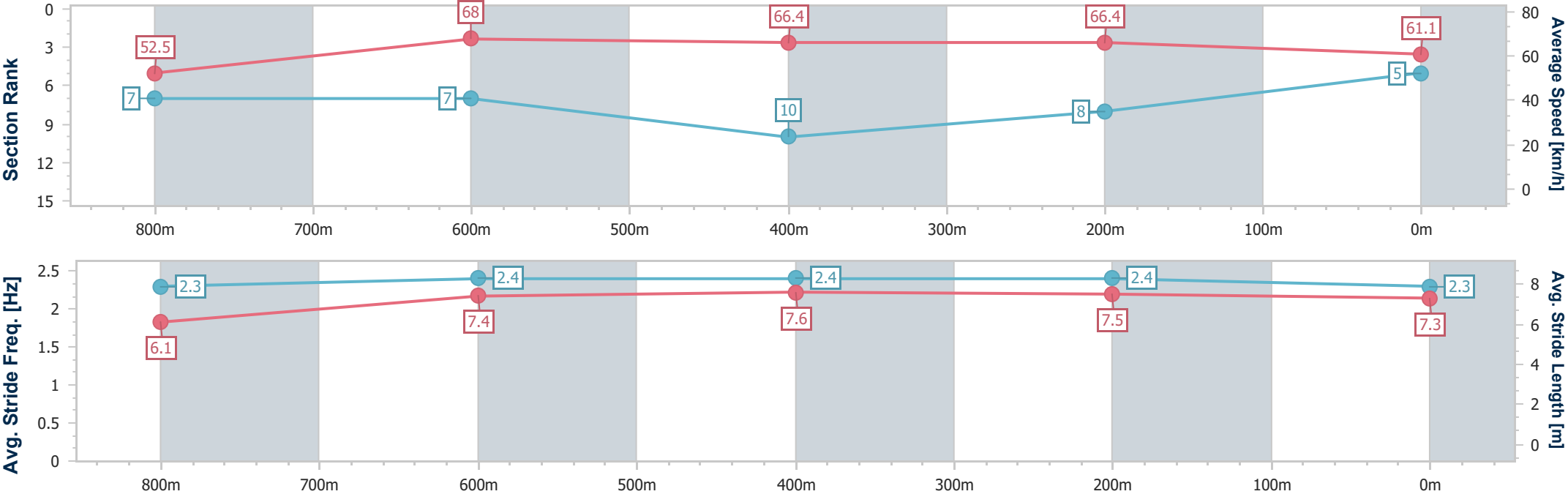
Horse/Jockey Name	Ceretti
Final Rank	5
Fastest Section Time (Section)	0:10.67 (800m)
Top Speed [km/h] (Section)	68.5 (800m)
Race State	Finished



Eagle FarmProfessional
Race 2: RACECOURSE VILLAGE Maiden Plate - 1000m
28 January 2026 - 14:13
Track Rating: Good 4, Weather: Overcast, Rail Position: +8m Entire



Section	Overall	800m	600m	400m	200m														
Section Times	0:58.00 [5] (0:13.83)	0:44.17 [7] (0:10.67)	0:33.50 [7] (0:10.89)	0:22.61 [10] (0:10.81)	0:11.80 [8] (0:11.80)														
Average Speed [km/h]	52.5	68.0	66.4	66.4	61.1														
Top Speed [km/h]	67.7	68.5	67.7	67.9	64.2														
Avg. Dist. to Rail [m]	6.0	1.4	0.4	1.6	3.2														
Avg. Stride Freq. [Hz]	2.3	2.4	2.4	2.4	2.3														
Avg. Stride Length [m]	6.1	7.4	7.6	7.5	7.3														





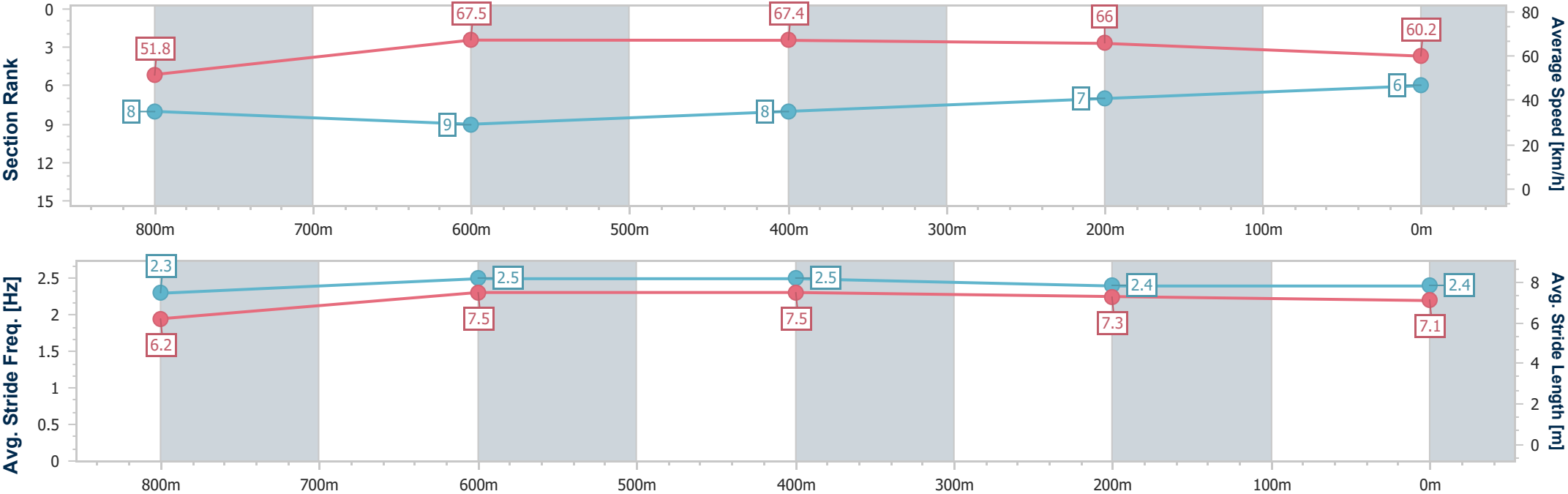
Horse/Jockey Name	Hansaglory
Final Rank	6
Fastest Section Time (Section)	0:10.65 (800m)
Top Speed [km/h] (Section)	68.6 (800m)
Race State	Finished



Eagle FarmProfessional
Race 2: RACECOURSE VILLAGE Maiden Plate - 1000m
28 January 2026 - 14:13
Track Rating: Good 4, Weather: Overcast, Rail Position: +8m Entire



Section	Overall	800m	600m	400m	200m														
Section Times	0:58.14 [6] (0:13.97)	0:44.17 [8] (0:10.65)	0:33.52 [9] (0:10.66)	0:22.86 [8] (0:10.88)	0:11.98 [7] (0:11.98)														
Average Speed [km/h]	51.8	67.5	67.4	66.0	60.2														
Top Speed [km/h]	66.9	68.6	67.8	67.4	63.9														
Avg. Dist. to Rail [m]	1.2	0.7	0.9	3.5	6.8														
Avg. Stride Freq. [Hz]	2.3	2.5	2.5	2.4	2.4														
Avg. Stride Length [m]	6.2	7.5	7.5	7.3	7.1														



[] Ranking at each section and finish
-.-.- No data available at this section
NA No data available



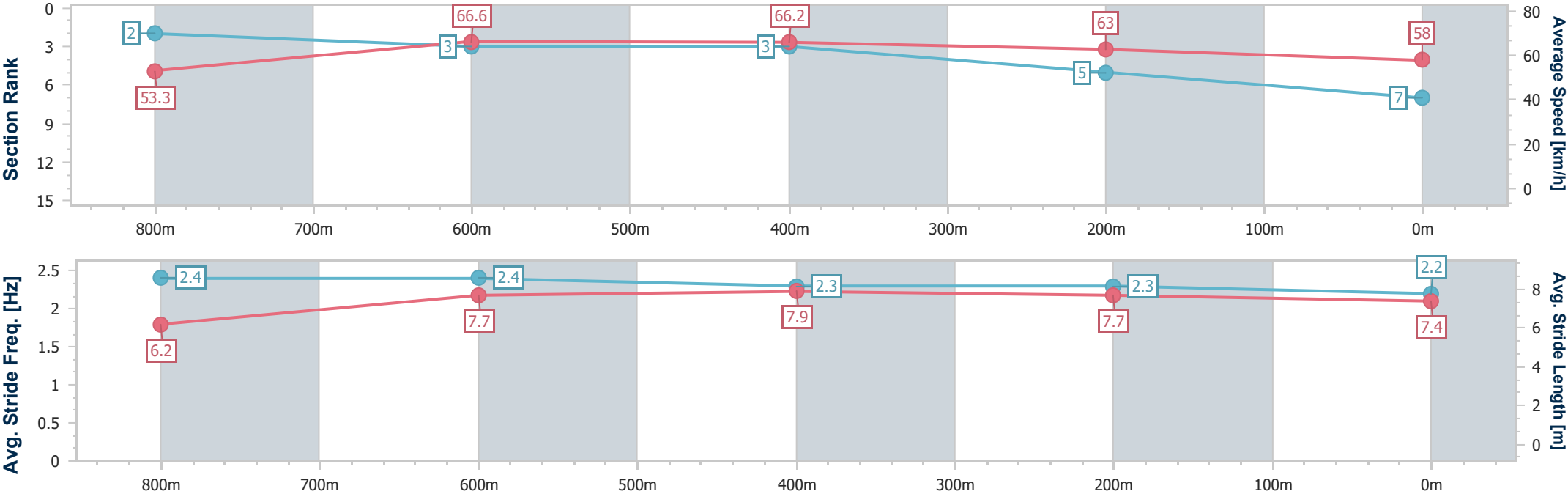
Horse/Jockey Name	Blue White Blue
Final Rank	7
Fastest Section Time (Section)	0:10.64 (800m)
Top Speed [km/h] (Section)	68.6 (800m)
Race State	Finished



Eagle FarmProfessional
Race 2: RACECOURSE VILLAGE Maiden Plate - 1000m
28 January 2026 - 14:13
Track Rating: Good 4, Weather: Overcast, Rail Position: +8m Entire



Section	Overall	800m	600m	400m	200m														
Section Times	0:58.39 [7] (0:13.33)	0:45.06 [2] (0:10.64)	0:34.42 [3] (0:10.76)	0:23.66 [3] (0:11.29)	0:12.37 [5] (0:12.37)														
Average Speed [km/h]	53.3	66.6	66.2	63.0	58.0														
Top Speed [km/h]	67.2	68.6	66.5	66.5	60.7														
Avg. Dist. to Rail [m]	3.9	1.8	1.2	0.9	2.3														
Avg. Stride Freq. [Hz]	2.4	2.4	2.3	2.3	2.2														
Avg. Stride Length [m]	6.2	7.7	7.9	7.7	7.4														





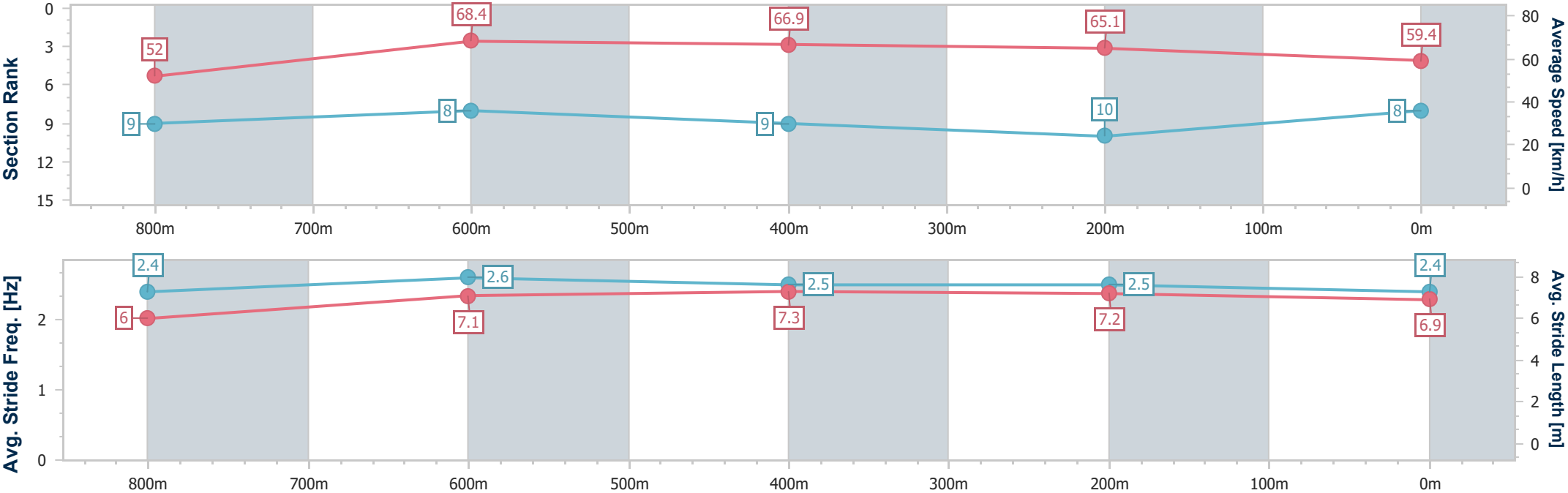
Horse/Jockey Name	Staffo
Final Rank	8
Fastest Section Time (Section)	0:10.55 (800m)
Top Speed [km/h] (Section)	70.4 (800m)
Race State	Finished



Eagle FarmProfessional
Race 2: RACECOURSE VILLAGE Maiden Plate - 1000m
28 January 2026 - 14:13
Track Rating: Good 4, Weather: Overcast, Rail Position: +8m Entire



Section	Overall	800m	600m	400m	200m														
Section Times	0:58.57 [8] (0:14.04)	0:44.53 [9] (0:10.55)	0:33.98 [8] (0:10.79)	0:23.19 [9] (0:11.08)	0:12.11 [10] (0:12.11)														
Average Speed [km/h]	52.0	68.4	66.9	65.1	59.4														
Top Speed [km/h]	68.8	70.4	67.8	66.9	62.4														
Avg. Dist. to Rail [m]	6.4	1.1	0.9	3.9	1.8														
Avg. Stride Freq. [Hz]	2.4	2.6	2.5	2.5	2.4														
Avg. Stride Length [m]	6.0	7.1	7.3	7.2	6.9														





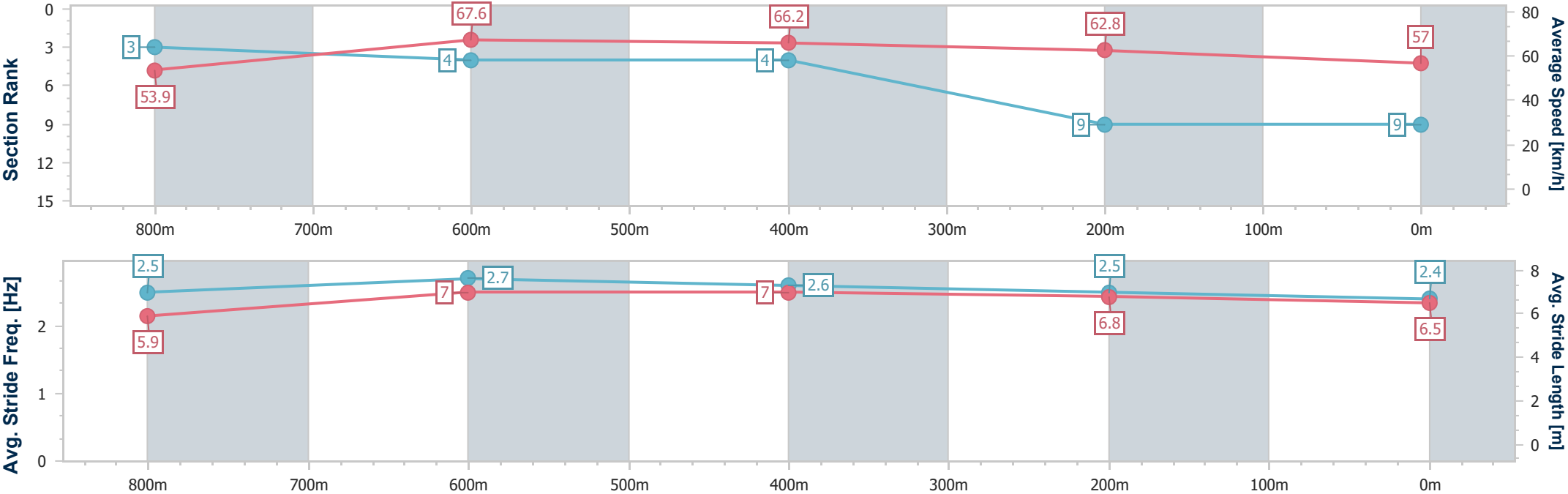
Horse/Jockey Name	Bay Of The South
Final Rank	9
Fastest Section Time (Section)	0:10.67 (800m)
Top Speed [km/h] (Section)	68.4 (800m)
Race State	Finished



Eagle FarmProfessional
Race 2: RACECOURSE VILLAGE Maiden Plate - 1000m
28 January 2026 - 14:13
Track Rating: Good 4, Weather: Overcast, Rail Position: +8m Entire



Section	Overall	800m	600m	400m	200m										
Section Times	0:58.97 [9] (0:13.37)	0:45.60 [3] (0:10.67)	0:34.93 [4] (0:10.86)	0:24.07 [4] (0:11.43)	0:12.64 [9] (0:12.64)										
Average Speed [km/h]	53.9	67.6	66.2	62.8	57.0										
Top Speed [km/h]	68.3	68.4	66.5	65.5	59.7										
Avg. Dist. to Rail [m]	2.2	0.3	0.9	1.3	0.3										
Avg. Stride Freq. [Hz]	2.5	2.7	2.6	2.5	2.4										
Avg. Stride Length [m]	5.9	7.0	7.0	6.8	6.5										





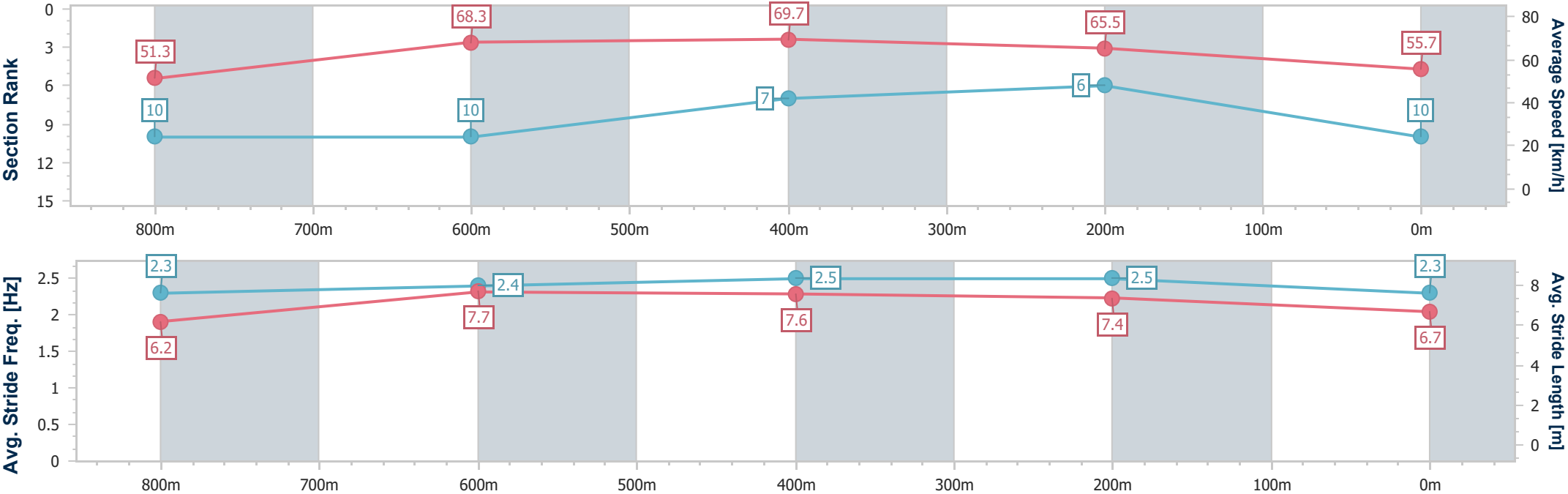
Horse/Jockey Name	Peregrina Pearl
Final Rank	10
Fastest Section Time (Section)	0:10.47 (600m)
Top Speed [km/h] (Section)	70.8 (800m)
Race State	Finished



Eagle FarmProfessional
Race 2: RACECOURSE VILLAGE Maiden Plate - 1000m
28 January 2026 - 14:13
Track Rating: Good 4, Weather: Overcast, Rail Position: +8m Entire



Section	Overall	800m	600m	400m	200m														
Section Times	0:59.10 [10] (0:14.10)	0:45.00 [10] (0:10.61)	0:34.39 [10] (0:10.47)	0:23.92 [7] (0:10.98)	0:12.94 [6] (0:12.94)														
Average Speed [km/h]	51.3	68.3	69.7	65.5	55.7														
Top Speed [km/h]	67.9	70.8	70.8	68.6	61.6														
Avg. Dist. to Rail [m]	4.9	1.2	2.5	4.4	5.9														
Avg. Stride Freq. [Hz]	2.3	2.4	2.5	2.5	2.3														
Avg. Stride Length [m]	6.2	7.7	7.6	7.4	6.7														





Eagle Farm Professional

Race 3: SKY RACING QTIS Three-Year-Old Maiden Handicap - 1000m

28 January 2026 - 14:49



BRISBANE
RACING CLUB

Track Rating: Good 4, Weather: Overcast, Rail Position: +8m Entire

Section					Overall	800m	600m	400m	200m	Last 600m			
Field Times					0:57.55 (0:13.12)	0:44.43 (0:10.67)	0:33.76 (0:10.95)	0:22.81 (0:11.13)	0:11.68 (0:11.68)	0:33.76			
Rank	TAB	Horse/Jockey	Barrier	Top Speed [km/h]	Fastest Section						Margin	Distance Travelled [m]	
1	9	CRYPTO MISS	8	68.4	0:10.82	0:57.55 [1]	0:44.37 [2]	0:33.43 [2]	0:22.50 [2]	0:11.68 [1]	0:57.55	0:33.43	
		Ben Thompson		Overall	400m	(0:13.18)	(0:10.94)	(0:10.93)	(0:10.82)	(0:11.68)			
2	7	BOSS MODE	6	67.8	0:10.77	0:57.74 [2]	0:44.44 [3]	0:33.49 [3]	0:22.48 [4]	0:11.71 [3]	1.13L	0:33.49 +1	
		Ryan Maloney		400m	400m	(0:13.30)	(0:10.95)	(0:11.01)	(0:10.77)	(0:11.71)			
3	5	YARANGA	3	68.7	0:10.78	0:58.14 [3]	0:44.63 [5]	0:33.75 [5]	0:22.76 [5]	0:11.98 [4]	3.47L	0:33.75 +5	
		Harrison Shaw		400m	400m	(0:13.51)	(0:10.88)	(0:10.99)	(0:10.78)	(0:11.98)			
4	12	OUTATICK	1	67.4	0:10.85	0:58.15 [4]	0:44.59 [6]	0:33.54 [6]	0:22.51 [6]	0:11.66 [7]	3.52L	0:33.54 -2	
		Olivia Webb		400m	400m	(0:13.56)	(0:11.05)	(0:11.03)	(0:10.85)	(0:11.66)			
5	10	MERCATELLO	4	67.4	0:10.86	0:58.28 [5]	0:44.89 [4]	0:34.03 [4]	0:23.07 [3]	0:12.05 [5]	4.33L	0:34.03 -6	
		Emily Lang		400m	800m	(0:13.39)	(0:10.86)	(0:10.96)	(0:11.02)	(0:12.05)			
6	13	REIGN OF DAME	7	68.5	0:10.80	0:58.63 [6]	0:44.74 [8]	0:33.77 [7]	0:22.97 [7]	0:12.16 [6]	6.38L	0:33.77 -2	
		Martin Harley		400m	600m	(0:13.89)	(0:10.97)	(0:10.80)	(0:10.81)	(0:12.16)			
7	2	ELNAJEEB	9	68.1	0:10.74	0:58.66 [7]	0:44.68 [9]	0:33.55 [9]	0:22.50 [9]	0:11.76 [9]	6.53L	0:33.55 -1	
		Angela Jones		400m	400m	(0:13.98)	(0:11.13)	(0:11.05)	(0:10.74)	(0:11.76)			
8	15	BETTERINDANUDE	5	67.4	0:10.67	0:58.71 [8]	0:45.59 [1]	0:34.92 [1]	0:23.97 [1]	0:12.77 [2]	6.81L	0:34.92 -8	
		Les Tilley		800m	800m	(0:13.12)	(0:10.67)	(0:10.95)	(0:11.20)	(0:12.77)			
9	14	MISHANI MAUI	2	67.3	0:10.89	0:59.01 [9]	0:45.28 [7]	0:34.07 [8]	0:23.02 [8]	0:12.13 [8]	8.61L	0:34.07 -2	
		Brandon Lerena		400m	400m	(0:13.73)	(0:11.21)	(0:11.05)	(0:10.89)	(0:12.13)			

Scratched: Brave Horatius (#1), Snitzstream (#11), Hansaglory (#3), Over Spray (#4), Blue White Blue (#6), Ceretti (#8)



Horse/Jockey Name	Crypto Miss
Final Rank	1
Fastest Section Time (Section)	0:10.82 (400m)
Top Speed [km/h] (Section)	68.4 (Overall)
Race State	Finished

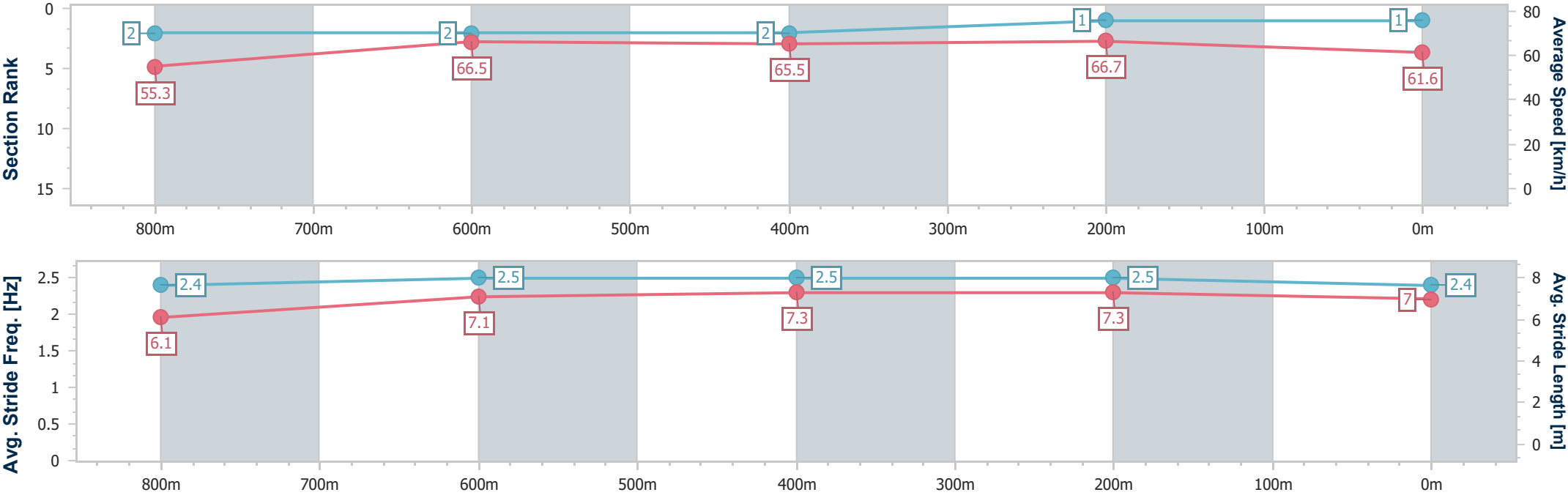


Eagle FarmProfessional
Race 3: SKY RACING QTIS Three-Year-Old Maiden Handicap - 1000m
28 January 2026 - 14:49
Track Rating: Good 4, Weather: Overcast, Rail Position: +8m Entire



BRISBANE
RACING CLUB

Section	Overall	800m	600m	400m	200m														
Section Times	0:57.55 [1] (0:13.18)	0:44.37 [2] (0:10.94)	0:33.43 [2] (0:10.93)	0:22.50 [2] (0:10.82)	0:11.68 [1] (0:11.68)														
Average Speed [km/h]	55.3	66.5	65.5	66.7	61.6														
Top Speed [km/h]	68.4	67.9	67.1	67.5	64.4														
Avg. Dist. to Rail [m]	6.6	2.6	1.8	0.8	1.5														
Avg. Stride Freq. [Hz]	2.4	2.5	2.5	2.5	2.4														
Avg. Stride Length [m]	6.1	7.1	7.3	7.3	7.0														





Horse/Jockey Name	Boss Mode
Final Rank	2
Fastest Section Time (Section)	0:10.77 (400m)
Top Speed [km/h] (Section)	67.8 (400m)
Race State	Finished

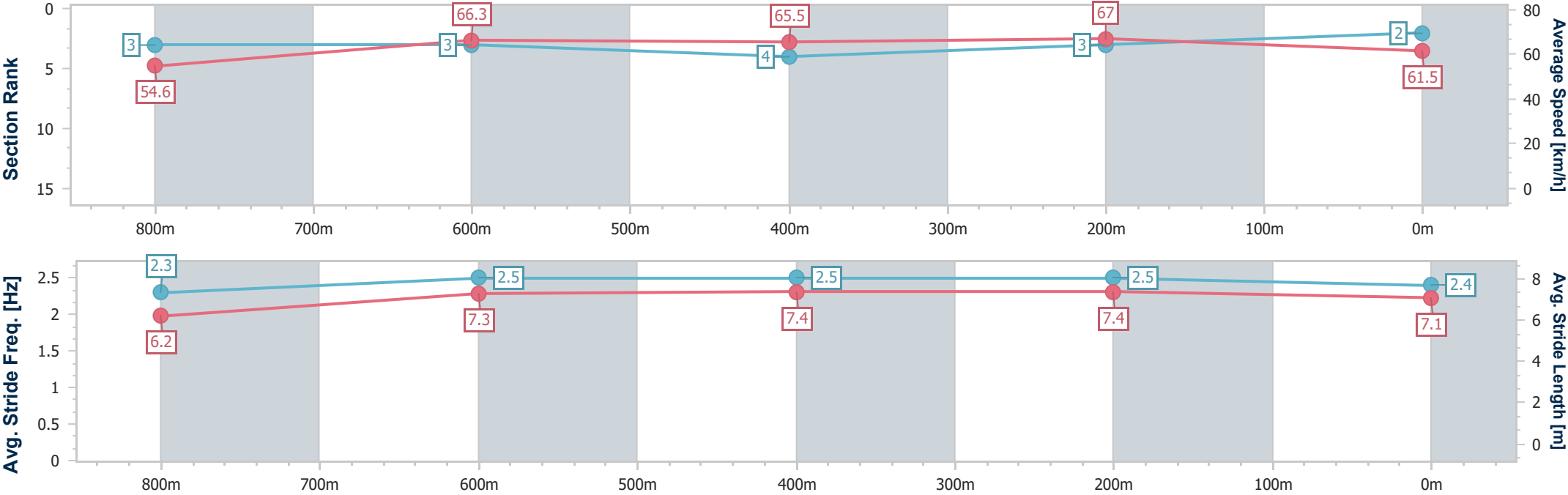


Eagle FarmProfessional
Race 3: SKY RACING QTIS Three-Year-Old Maiden Handicap - 1000m
28 January 2026 - 14:49
Track Rating: Good 4, Weather: Overcast, Rail Position: +8m Entire



BRISBANE
RACING CLUB

Section	Overall	800m	600m	400m	200m										
Section Times	0:57.74 [2] (0:13.30)	0:44.44 [3] (0:10.95)	0:33.49 [3] (0:11.01)	0:22.48 [4] (0:10.77)	0:11.71 [3] (0:11.71)										
Average Speed [km/h]	54.6	66.3	65.5	67.0	61.5										
Top Speed [km/h]	65.9	66.7	67.1	67.8	64.8										
Avg. Dist. to Rail [m]	3.8	2.3	0.7	2.0	5.1										
Avg. Stride Freq. [Hz]	2.3	2.5	2.5	2.5	2.4										
Avg. Stride Length [m]	6.2	7.3	7.4	7.4	7.1										





Horse/Jockey Name	Yaranga
Final Rank	3
Fastest Section Time (Section)	0:10.78 (400m)
Top Speed [km/h] (Section)	68.7 (400m)
Race State	Finished

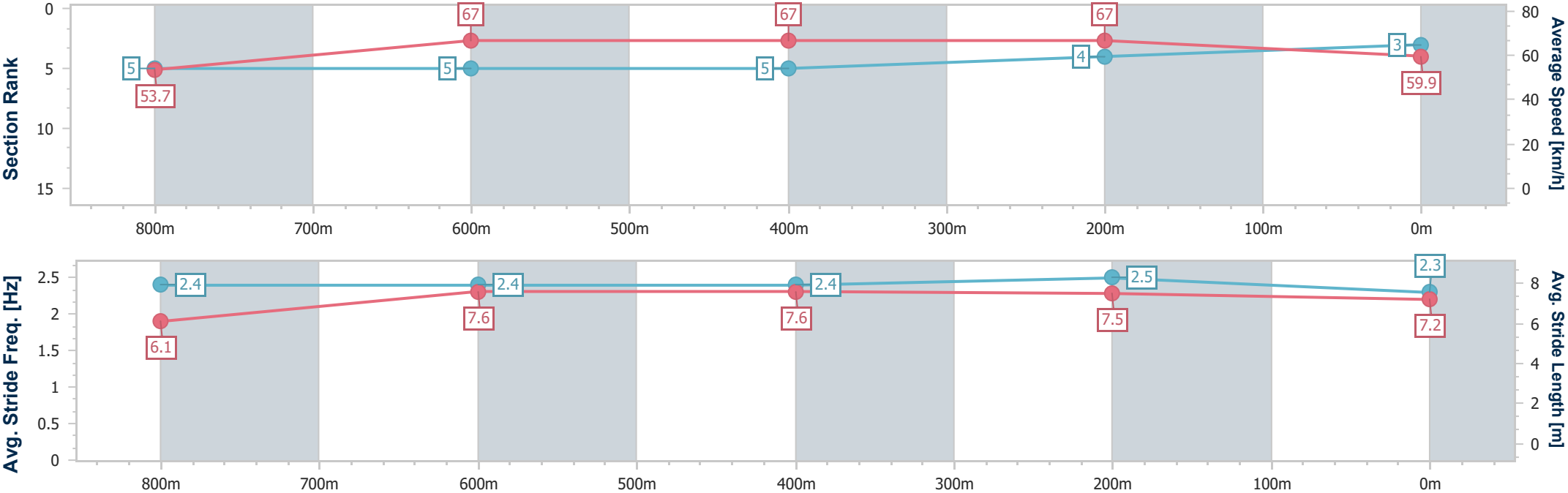


Eagle FarmProfessional
Race 3: SKY RACING QTIS Three-Year-Old Maiden Handicap - 1000m
28 January 2026 - 14:49
Track Rating: Good 4, Weather: Overcast, Rail Position: +8m Entire



BRISBANE
RACING CLUB

Section	Overall	800m	600m	400m	200m										
Section Times	0:58.14 [3] (0:13.51)	0:44.63 [5] (0:10.88)	0:33.75 [5] (0:10.99)	0:22.76 [5] (0:10.78)	0:11.98 [4] (0:11.98)										
Average Speed [km/h]	53.7	67.0	67.0	67.0	59.9										
Top Speed [km/h]	67.7	67.2	68.5	68.7	64.9										
Avg. Dist. to Rail [m]	2.5	3.0	4.3	6.0	6.4										
Avg. Stride Freq. [Hz]	2.4	2.4	2.4	2.5	2.3										
Avg. Stride Length [m]	6.1	7.6	7.6	7.5	7.2										





Horse/Jockey Name	Outatick
Final Rank	4
Fastest Section Time (Section)	0:10.85 (400m)
Top Speed [km/h] (Section)	67.4 (400m)
Race State	Finished

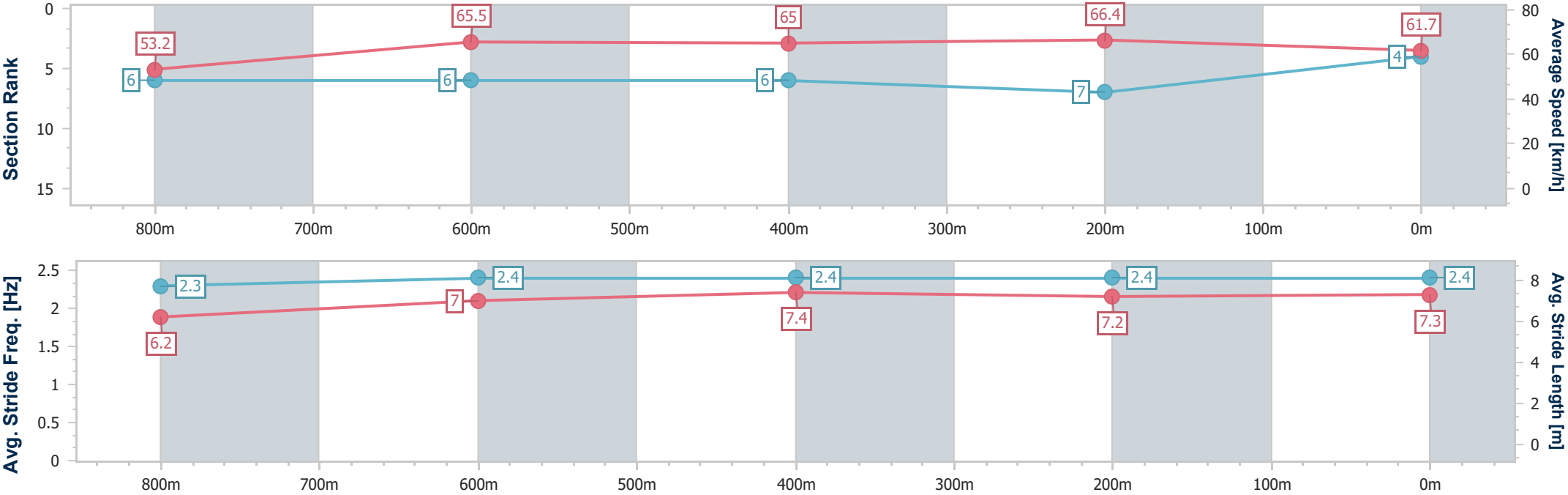


Eagle FarmProfessional
Race 3: SKY RACING QTIS Three-Year-Old Maiden Handicap - 1000m
28 January 2026 - 14:49
Track Rating: Good 4, Weather: Overcast, Rail Position: +8m Entire



BRISBANE
RACING CLUB

Section	Overall	800m	600m	400m	200m														
Section Times	0:58.15 [4] (0:13.56)	0:44.59 [6] (0:11.05)	0:33.54 [6] (0:11.03)	0:22.51 [6] (0:10.85)	0:11.66 [7] (0:11.66)														
Average Speed [km/h]	53.2	65.5	65.0	66.4	61.7														
Top Speed [km/h]	67.0	67.1	67.2	67.4	64.8														
Avg. Dist. to Rail [m]	1.2	0.6	0.6	0.6	1.0														
Avg. Stride Freq. [Hz]	2.3	2.4	2.4	2.4	2.4														
Avg. Stride Length [m]	6.2	7.0	7.4	7.2	7.3														





Horse/Jockey Name	Mercatello
Final Rank	5
Fastest Section Time (Section)	0:10.86 (800m)
Top Speed [km/h] (Section)	67.4 (400m)
Race State	Finished

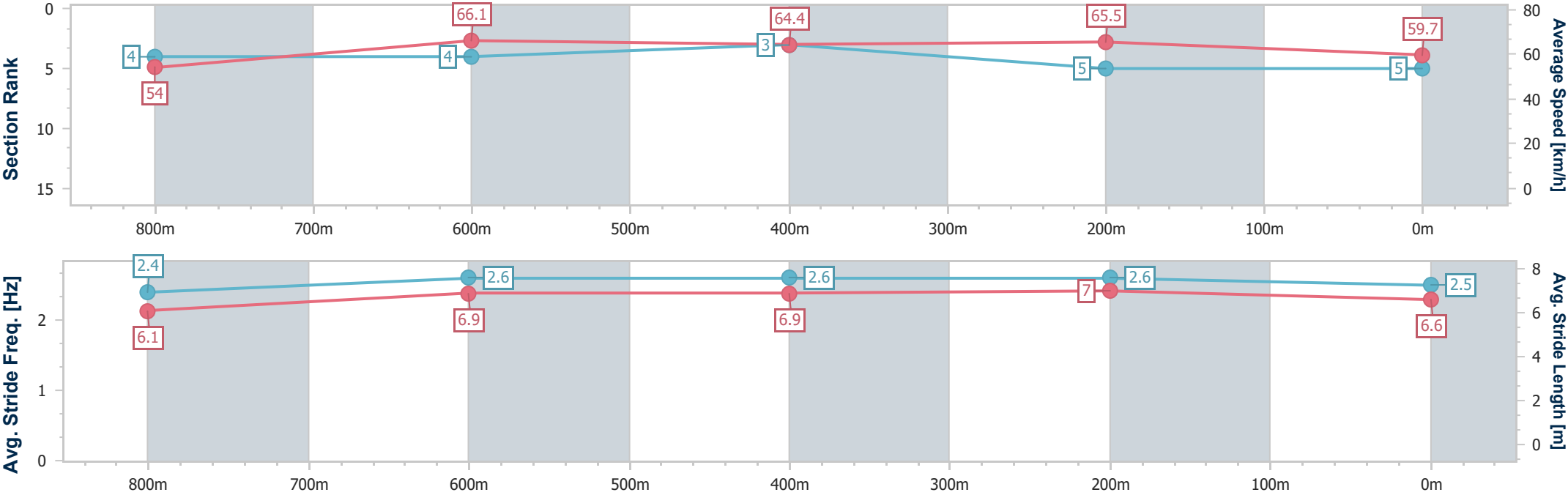


Eagle FarmProfessional
Race 3: SKY RACING QTIS Three-Year-Old Maiden Handicap - 1000m
28 January 2026 - 14:49
Track Rating: Good 4, Weather: Overcast, Rail Position: +8m Entire



BRISBANE
RACING CLUB

Section	Overall	800m	600m	400m	200m										
Section Times	0:58.28 [5] (0:13.39)	0:44.89 [4] (0:10.86)	0:34.03 [4] (0:10.96)	0:23.07 [3] (0:11.02)	0:12.05 [5] (0:12.05)										
Average Speed [km/h]	54.0	66.1	64.4	65.5	59.7										
Top Speed [km/h]	65.7	67.0	66.0	67.4	63.7										
Avg. Dist. to Rail [m]	1.6	0.8	3.4	1.0	2.9										
Avg. Stride Freq. [Hz]	2.4	2.6	2.6	2.6	2.5										
Avg. Stride Length [m]	6.1	6.9	6.9	7.0	6.6										





Horse/Jockey Name	Reign Of Dame
Final Rank	6
Fastest Section Time (Section)	0:10.80 (600m)
Top Speed [km/h] (Section)	68.5 (400m)
Race State	Finished

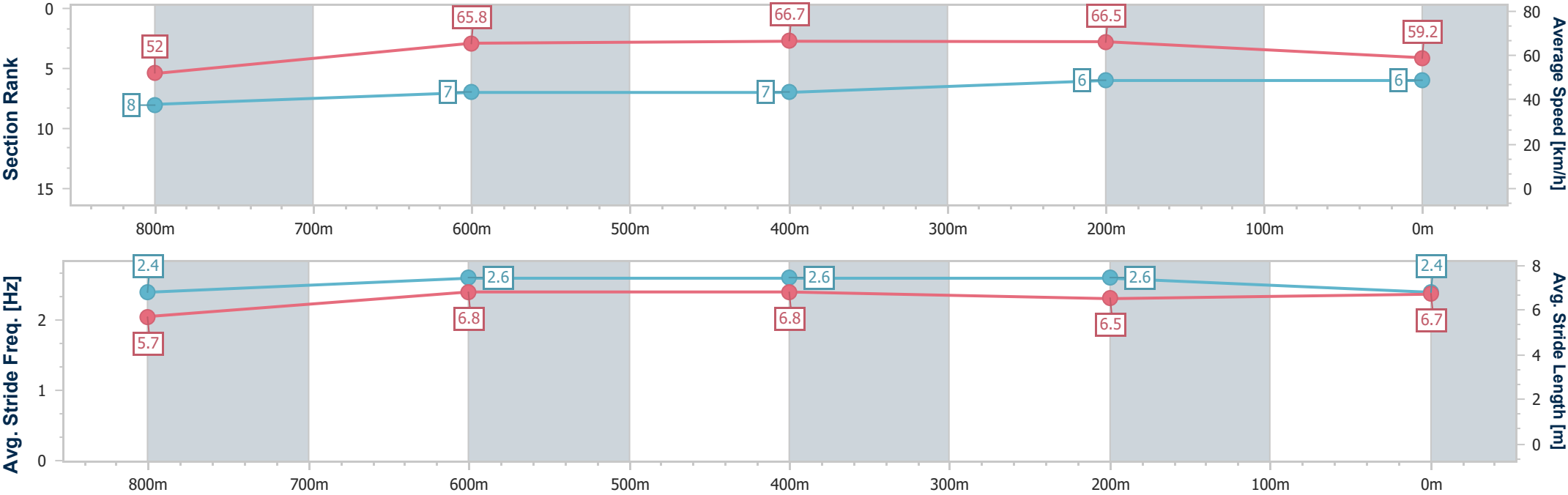


Eagle Farm Professional
Race 3: SKY RACING QTIS Three-Year-Old Maiden Handicap - 1000m
28 January 2026 - 14:49
Track Rating: Good 4, Weather: Overcast, Rail Position: +8m Entire



BRISBANE
RACING CLUB

Section	Overall	800m	600m	400m	200m														
Section Times	0:58.63 [6] (0:13.89)	0:44.74 [8] (0:10.97)	0:33.77 [7] (0:10.80)	0:22.97 [7] (0:10.81)	0:12.16 [6] (0:12.16)														
Average Speed [km/h]	52.0	65.8	66.7	66.5	59.2														
Top Speed [km/h]	65.9	66.8	68.4	68.5	63.9														
Avg. Dist. to Rail [m]	3.8	0.6	0.6	3.6	5.0														
Avg. Stride Freq. [Hz]	2.4	2.6	2.6	2.6	2.4														
Avg. Stride Length [m]	5.7	6.8	6.8	6.5	6.7														





Horse/Jockey Name	Elnajeeb
Final Rank	7
Fastest Section Time (Section)	0:10.74 (400m)
Top Speed [km/h] (Section)	68.1 (400m)
Race State	Finished

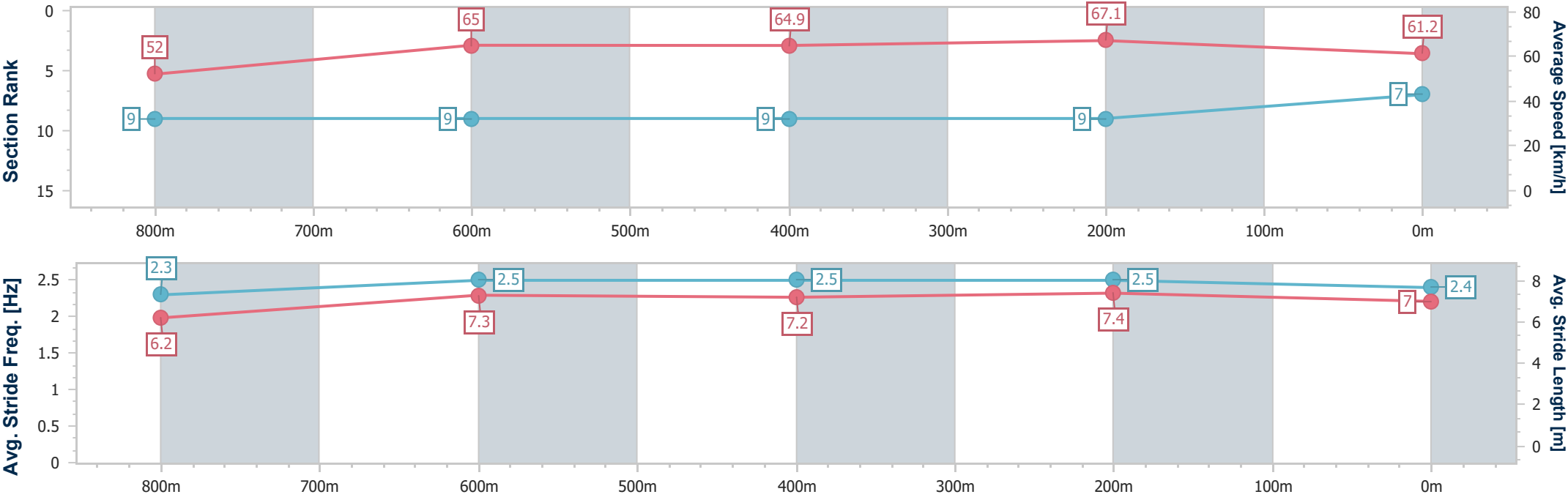


Eagle FarmProfessional
Race 3: SKY RACING QTIS Three-Year-Old Maiden Handicap - 1000m
28 January 2026 - 14:49
Track Rating: Good 4, Weather: Overcast, Rail Position: +8m Entire



BRISBANE
RACING CLUB

Section	Overall	800m	600m	400m	200m														
Section Times	0:58.66 [7] (0:13.98)	0:44.68 [9] (0:11.13)	0:33.55 [9] (0:11.05)	0:22.50 [9] (0:10.74)	0:11.76 [9] (0:11.76)														
Average Speed [km/h]	52.0	65.0	64.9	67.1	61.2														
Top Speed [km/h]	67.1	67.0	67.9	68.1	65.2														
Avg. Dist. to Rail [m]	6.4	1.6	0.6	2.5	4.2														
Avg. Stride Freq. [Hz]	2.3	2.5	2.5	2.5	2.4														
Avg. Stride Length [m]	6.2	7.3	7.2	7.4	7.0														





Horse/Jockey Name	Betterindanude
Final Rank	8
Fastest Section Time (Section)	0:10.67 (800m)
Top Speed [km/h] (Section)	67.4 (800m)
Race State	Finished

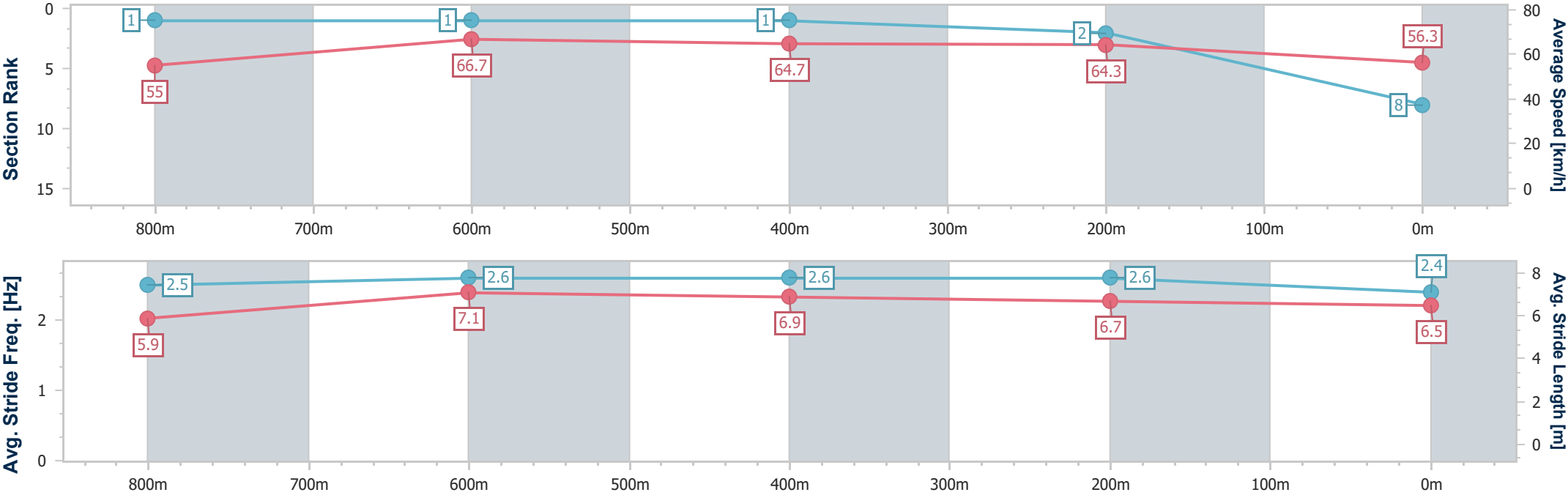


Eagle FarmProfessional
Race 3: SKY RACING QTIS Three-Year-Old Maiden Handicap - 1000m
28 January 2026 - 14:49
Track Rating: Good 4, Weather: Overcast, Rail Position: +8m Entire



BRISBANE
RACING CLUB

Section	Overall	800m	600m	400m	200m										
Section Times	0:58.71 [8] (0:13.12)	0:45.59 [1] (0:10.67)	0:34.92 [1] (0:10.95)	0:23.97 [1] (0:11.20)	0:12.77 [2] (0:12.77)										
Average Speed [km/h]	55.0	66.7	64.7	64.3	56.3										
Top Speed [km/h]	67.0	67.4	65.0	66.1	61.9										
Avg. Dist. to Rail [m]	2.7	2.4	3.4	1.0	0.8										
Avg. Stride Freq. [Hz]	2.5	2.6	2.6	2.6	2.4										
Avg. Stride Length [m]	5.9	7.1	6.9	6.7	6.5										





Horse/Jockey Name	Mishani Maui
Final Rank	9
Fastest Section Time (Section)	0:10.89 (400m)
Top Speed [km/h] (Section)	67.3 (400m)
Race State	Finished

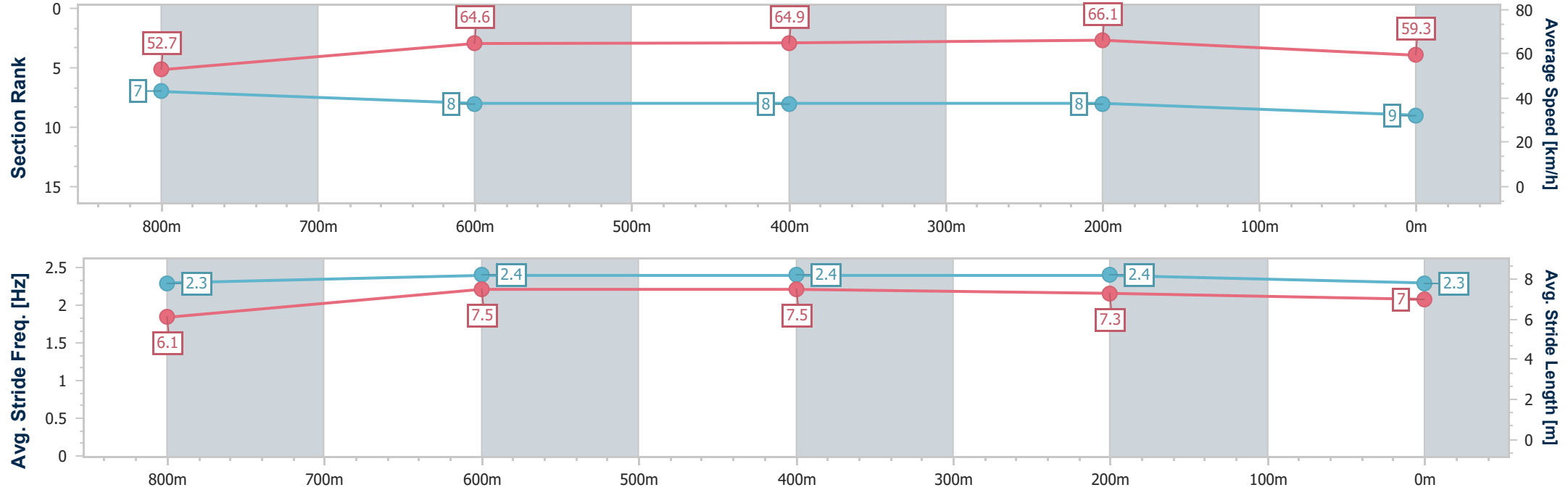


Eagle FarmProfessional
Race 3: SKY RACING QTIS Three-Year-Old Maiden Handicap - 1000m
28 January 2026 - 14:49
Track Rating: Good 4, Weather: Overcast, Rail Position: +8m Entire



BRISBANE
RACING CLUB

Section	Overall	800m	600m	400m	200m														
Section Times	0:59.01 [9] (0:13.73)	0:45.28 [7] (0:11.21)	0:34.07 [8] (0:11.05)	0:23.02 [8] (0:10.89)	0:12.13 [8] (0:12.13)														
Average Speed [km/h]	52.7	64.6	64.9	66.1	59.3														
Top Speed [km/h]	64.8	66.0	66.6	67.3	64.3														
Avg. Dist. to Rail [m]	1.4	1.2	0.8	0.8	2.6														
Avg. Stride Freq. [Hz]	2.3	2.4	2.4	2.4	2.3														
Avg. Stride Length [m]	6.1	7.5	7.5	7.3	7.0														



- [] Ranking at each section and finish
- .-.-.- No data available at this section
- NA No data available



Eagle Farm Professional

Race 4: LADBROKES QUICK MULTI Class 5 Handicap - 1600m

28 January 2026 - 15:24



BRISBANE
RACING CLUB

Track Rating: Good 4, Weather: Overcast, Rail Position: +8m Entire

Section					Overall	1400m	1200m	1000m	800m	600m	400m	Last 600m		
Field Times					1:36.70 (0:13.46)	1:23.24 (0:11.26)	1:11.98 (0:12.55)	0:59.43 (0:12.80)	0:46.63 (0:12.18)	0:34.45 (0:11.53)	0:22.92 (0:11.11)	0:34.45		
Rank	TAB	Horse/Jockey	Barrier	Top Speed [km/h]	Fastest Section									Distance Travelled [m]
1	3	NAVAL SEAL	5	66.9	0:10.85	1:36.70 [1]	1:22.32 [8]	1:10.92 [8]	0:58.56 [7]	0:45.73 [7]	0:33.68 [7]	0:22.35 [6]	0:33.68	
		Ben Thompson		400m	400m	(0:14.38)	(0:11.40)	(0:12.36)	(0:12.83)	(0:12.05)	(0:11.33)	(0:10.85)		
2	4	I'M HEROIC	3	66.2	0:10.99	1:36.81 [2]	1:23.22 [3]	1:11.94 [2]	0:59.43 [2]	0:46.57 [2]	0:34.37 [2]	0:22.89 [2]	0:34.37	+3
		Kyle Wilson-Taylor		400m	400m	(0:13.59)	(0:11.28)	(0:12.51)	(0:12.86)	(0:12.20)	(0:11.48)	(0:10.99)		
3	1	SPANISH FOX	2	67.4	0:10.86	1:36.97 [3]	1:23.51 [1]	1:12.02 [3]	0:59.50 [3]	0:46.68 [3]	0:34.45 [3]	0:22.94 [3]	0:34.45	-1
		Jasper Franklin		400m	400m	(0:13.46)	(0:11.49)	(0:12.52)	(0:12.82)	(0:12.23)	(0:11.51)	(0:10.86)		
4	6	MORE TROUBLE	8	68.1	0:10.79	1:37.18 [4]	1:23.06 [7]	1:11.51 [7]	0:59.00 [8]	0:46.04 [8]	0:33.93 [8]	0:22.66 [8]	0:33.93	+0
		Damien Thornton		400m	400m	(0:14.12)	(0:11.55)	(0:12.51)	(0:12.96)	(0:12.11)	(0:11.27)	(0:10.79)		
5	9	SIR BEVERIDGE	4	65.5	0:11.11	1:37.20 [5]	1:23.24 [5]	1:11.80 [5]	0:59.40 [5]	0:46.49 [5]	0:34.35 [5]	0:22.88 [5]	0:34.35	+0
		Jason Taylor		400m	400m	(0:13.96)	(0:11.44)	(0:12.40)	(0:12.91)	(0:12.14)	(0:11.47)	(0:11.11)		
6	8	MOOTESSA	1	65.6	0:11.10	1:37.30 [6]	1:23.69 [4]	1:12.23 [4]	0:59.71 [4]	0:46.80 [4]	0:34.58 [4]	0:23.13 [4]	0:34.58	+2
		Cejay Graham		400m	400m	(0:13.61)	(0:11.46)	(0:12.52)	(0:12.91)	(0:12.22)	(0:11.45)	(0:11.10)		
7	7	GIVING DELIGHT	7	68.1	0:11.24	1:37.60 [7]	1:24.12 [2]	1:12.88 [1]	1:00.33 [1]	0:47.53 [1]	0:35.35 [1]	0:23.82 [1]	0:35.35	-3
		Emily Lang		1400m	1400m	(0:13.48)	(0:11.24)	(0:12.55)	(0:12.80)	(0:12.18)	(0:11.53)	(0:11.46)		
8	5	ASPEN COLORADO	6	66.2	0:11.10	1:37.89 [8]	1:23.85 [6]	1:12.48 [6]	0:59.97 [6]	0:47.12 [6]	0:34.92 [6]	0:23.46 [7]	0:34.92	+1
		Mark Du Plessis		400m	400m	(0:14.04)	(0:11.37)	(0:12.51)	(0:12.85)	(0:12.20)	(0:11.46)	(0:11.10)		

Scratched: Nails Murphy (#2)



Eagle Farm Professional

Race 4: LADBROKES QUICK MULTI Class 5 Handicap - 1600m

28 January 2026 - 15:24



BRISBANE
RACING CLUB

Track Rating: Good 4, Weather: Overcast, Rail Position: +8m Entire

Section Field Times		200m 0:11.81 (0:11.81)		Last 600m 0:34.45			
Rank	TAB Horse/Jockey	Barrier	Top Speed [km/h]	Fastest Section	Margin	Distance Travelled [m]	
1	3 NAVAL SEAL Ben Thompson	5	66.9 400m	0:10.85 400m	0:11.50 [3] (0:11.50)	1:36.70	0:33.68
2	4 I'M HEROIC Kyle Wilson-Taylor	3	66.2 400m	0:10.99 400m	0:11.90 [2] (0:11.90)	0.64L	0:34.37 +3
3	1 SPANISH FOX Jasper Franklin	2	67.4 400m	0:10.86 400m	0:12.08 [1] (0:12.08)	1.58L	0:34.45 -1
4	6 MORE TROUBLE Damien Thornton	8	68.1 400m	0:10.79 400m	0:11.87 [6] (0:11.87)	2.79L	0:33.93 +0
5	9 SIR BEVERIDGE Jason Taylor	4	65.5 400m	0:11.11 400m	0:11.77 [7] (0:11.77)	2.93L	0:34.35 +0
6	8 MOOTESSA Cejay Graham	1	65.6 400m	0:11.10 400m	0:12.03 [5] (0:12.03)	3.5L	0:34.58 +2
7	7 GIVING DELIGHT Emily Lang	7	68.1 1400m	0:11.24 1400m	0:12.36 [4] (0:12.36)	5.25L	0:35.35 -3
8	5 ASPEN COLORADO Mark Du Plessis	6	66.2 400m	0:11.10 400m	0:12.36 [8] (0:12.36)	6.97L	0:34.92 +1

Scratched: Nails Murphy (#2)



Horse/Jockey Name	Naval Seal
Final Rank	1
Fastest Section Time (Section)	0:10.85 (400m)
Top Speed [km/h] (Section)	66.9 (400m)
Race State	Finished

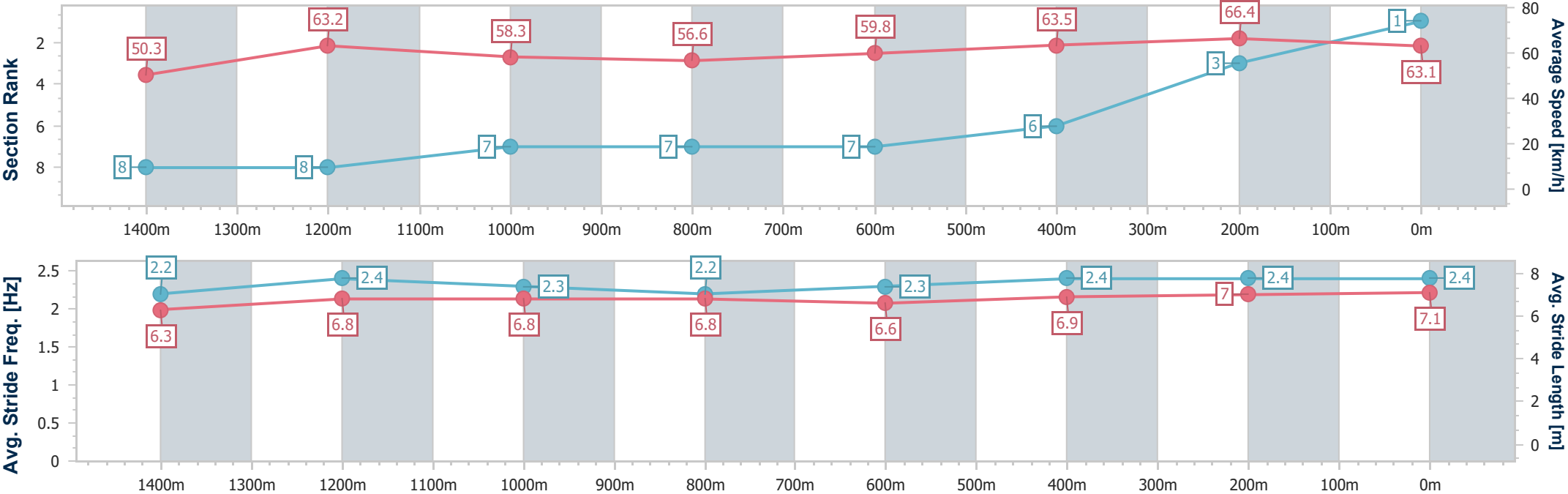


Eagle Farm Professional
Race 4: LADBROKES QUICK MULTI Class 5 Handicap - 1600m
28 January 2026 - 15:24
Track Rating: Good 4, Weather: Overcast, Rail Position: +8m Entire



BRISBANE
RACING CLUB

Section	Overall	1400m	1200m	1000m	800m	600m	400m	200m					
Section Times	1:36.70 [1] (0:14.38)	1:22.32 [8] (0:11.40)	1:10.92 [8] (0:12.36)	0:58.56 [7] (0:12.83)	0:45.73 [7] (0:12.05)	0:33.68 [7] (0:11.33)	0:22.35 [6] (0:10.85)	0:11.50 [3] (0:11.50)					
Average Speed [km/h]	50.3	63.2	58.3	56.6	59.8	63.5	66.4	63.1					
Top Speed [km/h]	64.4	65.1	61.9	58.0	60.9	65.9	66.9	65.7					
Avg. Dist. to Rail [m]	6.0	1.6	1.9	1.3	0.5	0.5	4.1	4.5					
Avg. Stride Freq. [Hz]	2.2	2.4	2.3	2.2	2.3	2.4	2.4	2.4					
Avg. Stride Length [m]	6.3	6.8	6.8	6.8	6.6	6.9	7.0	7.1					



[] Ranking at each section and finish
-.-.- No data available at this section
NA No data available



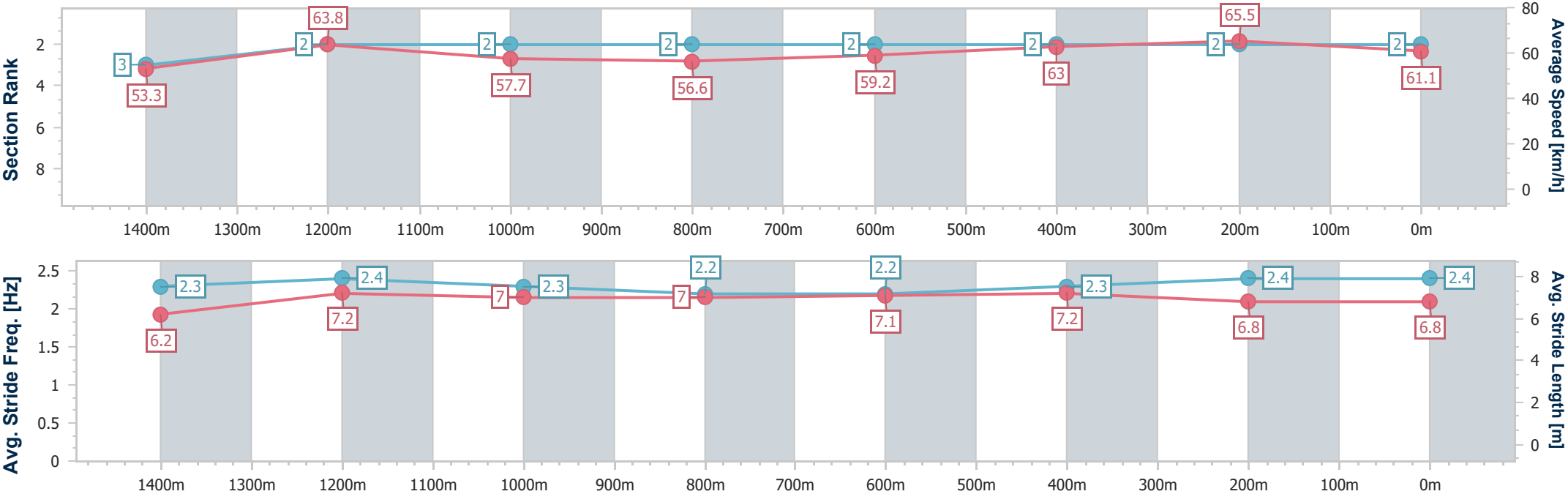
Horse/Jockey Name	I'm Heroic
Final Rank	2
Fastest Section Time (Section)	0:10.99 (400m)
Top Speed [km/h] (Section)	66.2 (400m)
Race State	Finished



Eagle FarmProfessional
Race 4: LADBROKES QUICK MULTI Class 5 Handicap - 1600m
28 January 2026 - 15:24
Track Rating: Good 4, Weather: Overcast, Rail Position: +8m Entire



Section	Overall	1400m	1200m	1000m	800m	600m	400m	200m					
Section Times	1:36.81 [2] (0:13.59)	1:23.22 [3] (0:11.28)	1:11.94 [2] (0:12.51)	0:59.43 [2] (0:12.86)	0:46.57 [2] (0:12.20)	0:34.37 [2] (0:11.48)	0:22.89 [2] (0:10.99)	0:11.90 [2] (0:11.90)					
Average Speed [km/h]	53.3	63.8	57.7	56.6	59.2	63.0	65.5	61.1					
Top Speed [km/h]	66.2	65.7	61.1	58.4	60.1	65.1	66.2	64.5					
Avg. Dist. to Rail [m]	7.0	2.3	2.9	2.0	1.0	1.2	2.4	3.7					
Avg. Stride Freq. [Hz]	2.3	2.4	2.3	2.2	2.2	2.3	2.4	2.4					
Avg. Stride Length [m]	6.2	7.2	7.0	7.0	7.1	7.2	6.8	6.8					





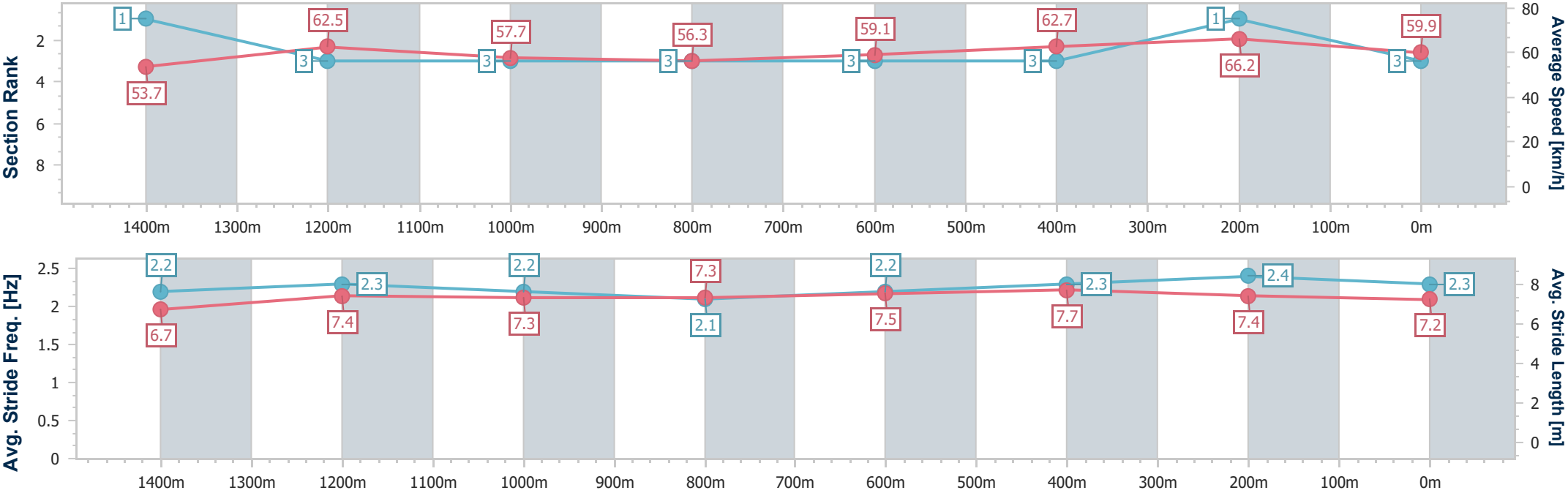
Horse/Jockey Name	Spanish Fox
Final Rank	3
Fastest Section Time (Section)	0:10.86 (400m)
Top Speed [km/h] (Section)	67.4 (400m)
Race State	Finished



Eagle Farm Professional
Race 4: LADBROKES QUICK MULTI Class 5 Handicap - 1600m
28 January 2026 - 15:24
Track Rating: Good 4, Weather: Overcast, Rail Position: +8m Entire



Section	Overall	1400m	1200m	1000m	800m	600m	400m	200m					
Section Times	1:36.97 [3] (0:13.46)	1:23.51 [1] (0:11.49)	1:12.02 [3] (0:12.52)	0:59.50 [3] (0:12.82)	0:46.68 [3] (0:12.23)	0:34.45 [3] (0:11.51)	0:22.94 [3] (0:10.86)	0:12.08 [1] (0:12.08)					
Average Speed [km/h]	53.7	62.5	57.7	56.3	59.1	62.7	66.2	59.9					
Top Speed [km/h]	64.8	64.6	60.1	58.4	60.5	66.2	67.4	63.8					
Avg. Dist. to Rail [m]	5.2	0.8	1.2	0.8	0.9	0.5	0.3	1.3					
Avg. Stride Freq. [Hz]	2.2	2.3	2.2	2.1	2.2	2.3	2.4	2.3					
Avg. Stride Length [m]	6.7	7.4	7.3	7.3	7.5	7.7	7.4	7.2					





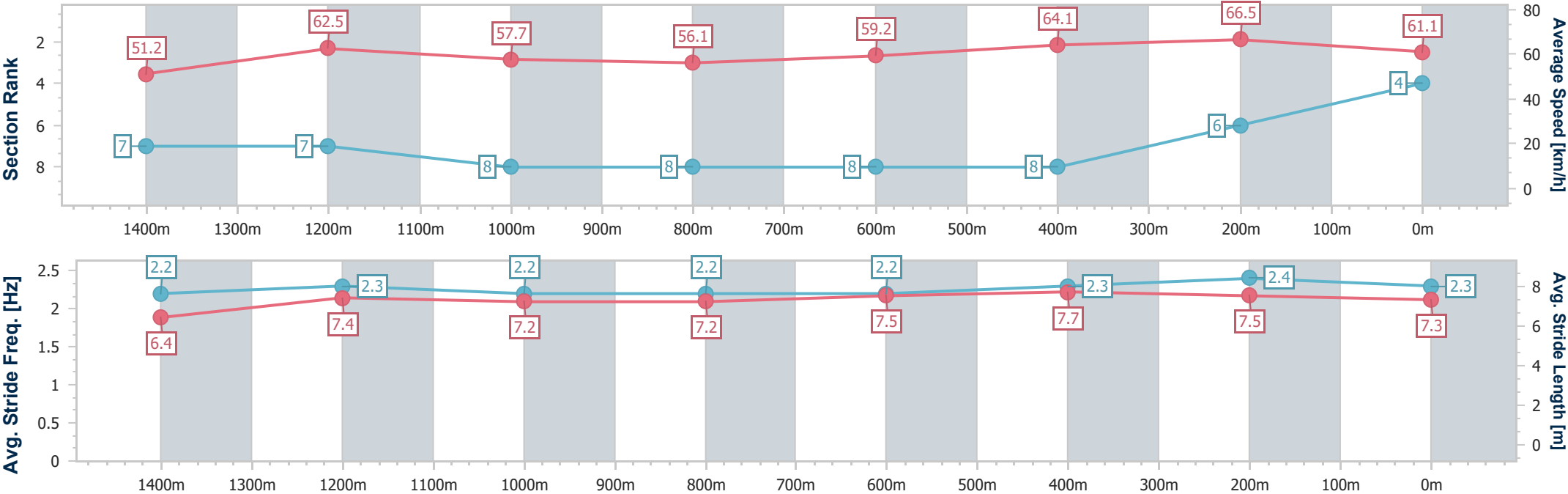
Horse/Jockey Name	More Trouble
Final Rank	4
Fastest Section Time (Section)	0:10.79 (400m)
Top Speed [km/h] (Section)	68.1 (400m)
Race State	Finished



Eagle Farm Professional
Race 4: LADBROKES QUICK MULTI Class 5 Handicap - 1600m
28 January 2026 - 15:24
Track Rating: Good 4, Weather: Overcast, Rail Position: +8m Entire



Section	Overall	1400m	1200m	1000m	800m	600m	400m	200m					
Section Times	1:37.18 [4] (0:14.12)	1:23.06 [7] (0:11.55)	1:11.51 [7] (0:12.51)	0:59.00 [8] (0:12.96)	0:46.04 [8] (0:12.11)	0:33.93 [8] (0:11.27)	0:22.66 [8] (0:10.79)	0:11.87 [6] (0:11.87)					
Average Speed [km/h]	51.2	62.5	57.7	56.1	59.2	64.1	66.5	61.1					
Top Speed [km/h]	64.2	64.0	61.5	57.9	60.5	67.9	68.1	64.5					
Avg. Dist. to Rail [m]	10.8	3.2	2.7	1.5	0.4	1.4	4.9	6.1					
Avg. Stride Freq. [Hz]	2.2	2.3	2.2	2.2	2.2	2.3	2.4	2.3					
Avg. Stride Length [m]	6.4	7.4	7.2	7.2	7.5	7.7	7.5	7.3					

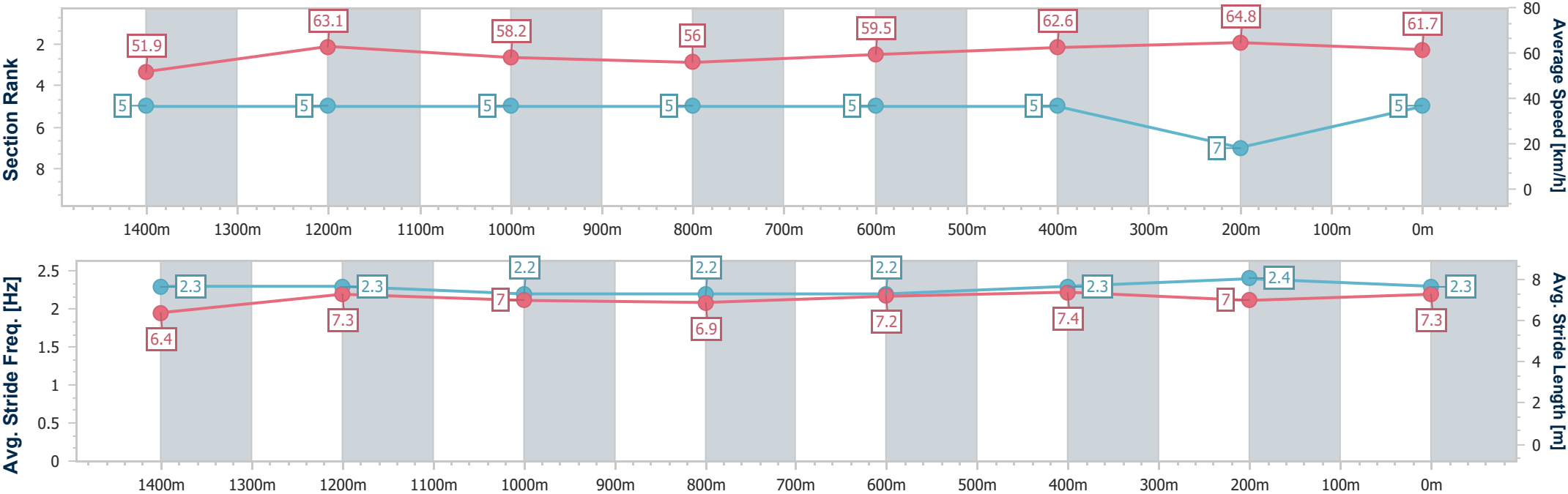




Horse/Jockey Name	Sir Beveridge
Final Rank	5
Fastest Section Time (Section)	0:11.11 (400m)
Top Speed [km/h] (Section)	65.5 (400m)
Race State	Finished



Section	Overall	1400m	1200m	1000m	800m	600m	400m	200m					
Section Times	1:37.20 [5] (0:13.96)	1:23.24 [5] (0:11.44)	1:11.80 [5] (0:12.40)	0:59.40 [5] (0:12.91)	0:46.49 [5] (0:12.14)	0:34.35 [5] (0:11.47)	0:22.88 [5] (0:11.11)	0:11.77 [7] (0:11.77)					
Average Speed [km/h]	51.9	63.1	58.2	56.0	59.5	62.6	64.8	61.7					
Top Speed [km/h]	64.3	64.1	61.7	58.3	60.0	64.6	65.5	63.6					
Avg. Dist. to Rail [m]	5.9	1.6	1.7	1.5	0.5	0.4	0.3	0.5					
Avg. Stride Freq. [Hz]	2.3	2.3	2.2	2.2	2.2	2.3	2.4	2.3					
Avg. Stride Length [m]	6.4	7.3	7.0	6.9	7.2	7.4	7.0	7.3					





Horse/Jockey Name	Mootessa
Final Rank	6
Fastest Section Time (Section)	0:11.10 (400m)
Top Speed [km/h] (Section)	65.6 (400m)
Race State	Finished



Eagle Farm Professional

Race 4: LADBROKES QUICK MULTI Class 5 Handicap - 1600m

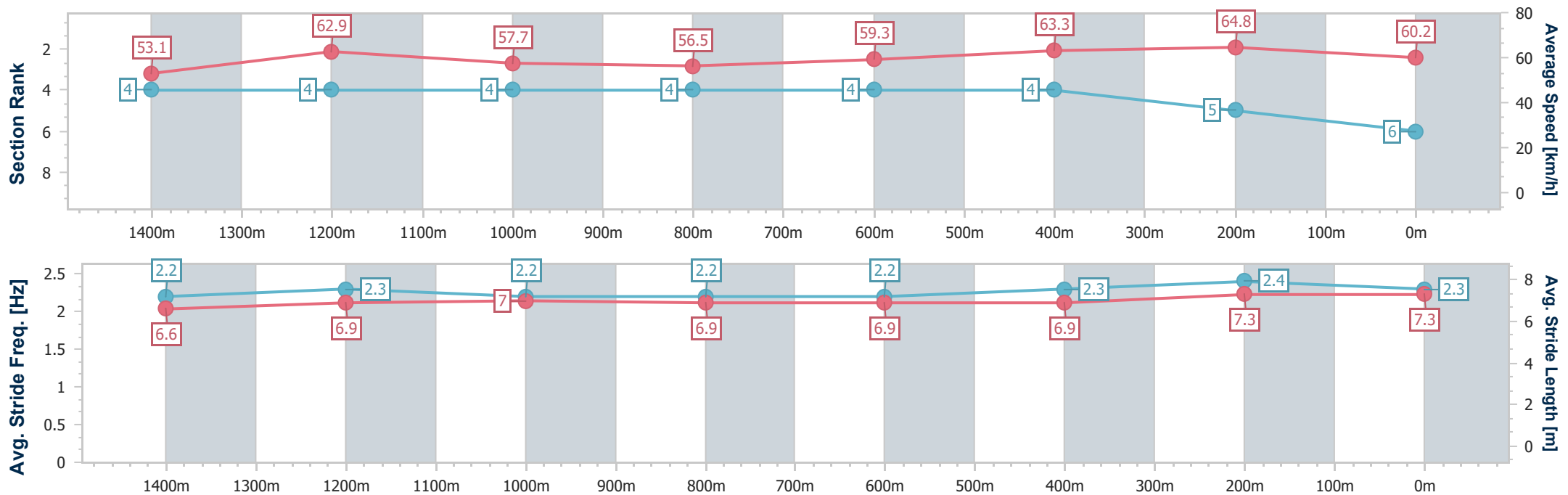
28 January 2026 - 15:24

Track Rating: Good 4, Weather: Overcast, Rail Position: +8m Entire



BRISBANE
RACING CLUB

Section	Overall	1400m	1200m	1000m	800m	600m	400m	200m					
Section Times	1:37.30 [6] (0:13.61)	1:23.69 [4] (0:11.46)	1:12.23 [4] (0:12.52)	0:59.71 [4] (0:12.91)	0:46.80 [4] (0:12.22)	0:34.58 [4] (0:11.45)	0:23.13 [4] (0:11.10)	0:12.03 [5] (0:12.03)					
Average Speed [km/h]	53.1	62.9	57.7	56.5	59.3	63.3	64.8	60.2					
Top Speed [km/h]	64.6	64.4	61.4	58.8	60.2	64.6	65.6	63.2					
Avg. Dist. to Rail [m]	4.3	1.9	2.9	2.4	1.6	1.0	2.0	2.8					
Avg. Stride Freq. [Hz]	2.2	2.3	2.2	2.2	2.2	2.3	2.4	2.3					
Avg. Stride Length [m]	6.6	6.9	7.0	6.9	6.9	6.9	7.3	7.3					

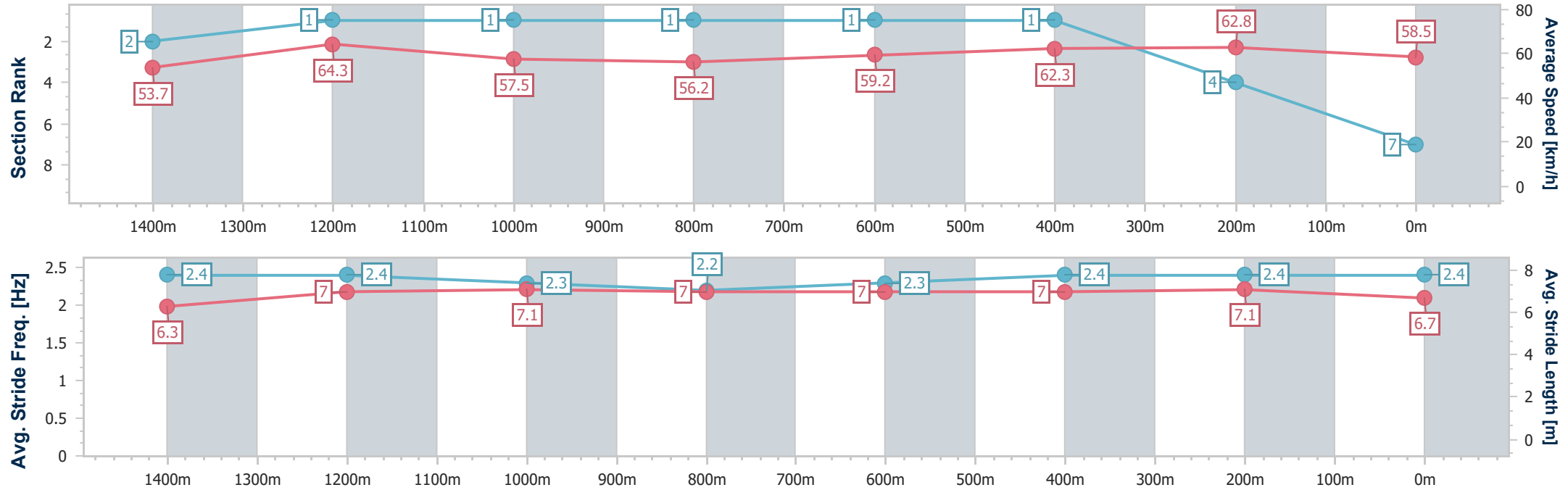




Horse/Jockey Name	Giving Delight
Final Rank	7
Fastest Section Time (Section)	0:11.24 (1400m)
Top Speed [km/h] (Section)	68.1 (1400m)
Race State	Finished



Section	Overall	1400m	1200m	1000m	800m	600m	400m	200m					
Section Times	1:37.60 [7] (0:13.48)	1:24.12 [2] (0:11.24)	1:12.88 [1] (0:12.55)	1:00.33 [1] (0:12.80)	0:47.53 [1] (0:12.18)	0:35.35 [1] (0:11.53)	0:23.82 [1] (0:11.46)	0:12.36 [4] (0:12.36)					
Average Speed [km/h]	53.7	64.3	57.5	56.2	59.2	62.3	62.8	58.5					
Top Speed [km/h]	68.0	68.1	59.9	58.5	60.6	64.1	64.3	61.0					
Avg. Dist. to Rail [m]	9.8	3.2	1.6	0.7	0.4	0.6	0.5	1.4					
Avg. Stride Freq. [Hz]	2.4	2.4	2.3	2.2	2.3	2.4	2.4	2.4					
Avg. Stride Length [m]	6.3	7.0	7.1	7.0	7.0	7.0	7.1	6.7					



[] Ranking at each section and finish
-.-.- No data available at this section
NA No data available



Horse/Jockey Name	Aspen Colorado
Final Rank	8
Fastest Section Time (Section)	0:11.10 (400m)
Top Speed [km/h] (Section)	66.2 (400m)
Race State	Finished

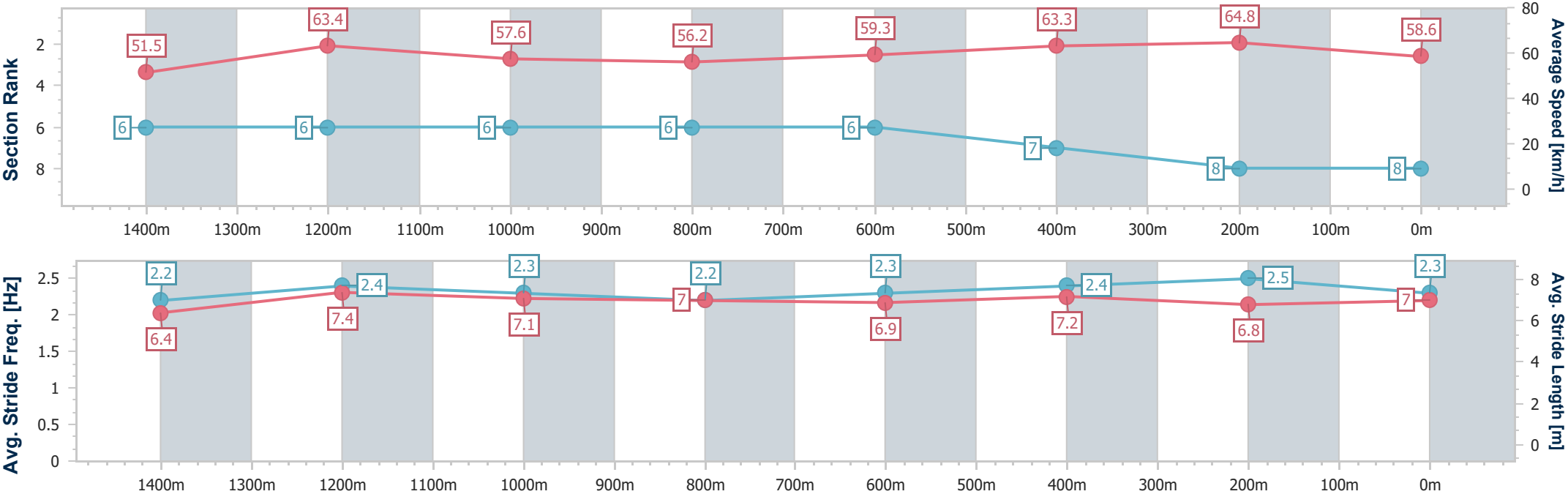


Eagle FarmProfessional
Race 4: LADBROKES QUICK MULTI Class 5 Handicap - 1600m
28 January 2026 - 15:24
Track Rating: Good 4, Weather: Overcast, Rail Position: +8m Entire



BRISBANE
RACING CLUB

Section	Overall	1400m	1200m	1000m	800m	600m	400m	200m					
Section Times	1:37.89 [8] (0:14.04)	1:23.85 [6] (0:11.37)	1:12.48 [6] (0:12.51)	0:59.97 [6] (0:12.85)	0:47.12 [6] (0:12.20)	0:34.92 [6] (0:11.46)	0:23.46 [7] (0:11.10)	0:12.36 [8] (0:12.36)					
Average Speed [km/h]	51.5	63.4	57.6	56.2	59.3	63.3	64.8	58.6					
Top Speed [km/h]	65.0	64.6	61.2	57.9	60.4	65.9	66.2	62.1					
Avg. Dist. to Rail [m]	6.7	1.8	1.9	1.0	0.5	1.8	5.2	5.2					
Avg. Stride Freq. [Hz]	2.2	2.4	2.3	2.2	2.3	2.4	2.5	2.3					
Avg. Stride Length [m]	6.4	7.4	7.1	7.0	6.9	7.2	6.8	7.0					





Eagle Farm Professional

Race 5: BECOME A BRC MEMBER BENCHMARK 65 Handicap - 1000m

28 January 2026 - 15:59



BRISBANE
RACING CLUB

Track Rating: Good 4, Weather: Overcast, Rail Position: +8m Entire

Section						Overall	800m	600m	400m	200m			Last 600m	
Field Times						0:57.31 (0:12.99)	0:44.32 (0:10.40)	0:33.92 (0:10.79)	0:23.13 (0:11.13)	0:12.00 (0:12.00)			0:33.92	
Rank	TAB	Horse/Jockey	Barrier	Top Speed [km/h]	Fastest Section							Margin	Distance Travelled [m]	
1	3	AIR WE GO	2	70.9	0:10.35	0:57.31 [1]	0:43.95 [3]	0:33.60 [3]	0:22.91 [3]	0:11.98 [2]	0:57.31	0:33.60		
		Ben Thompson		800m	800m	(0:13.36)	(0:10.35)	(0:10.69)	(0:10.93)	(0:11.98)				
2	6	APOLLO TEN	6	70.6	0:10.41	0:57.40 [2]	0:43.72 [7]	0:33.31 [7]	0:22.69 [5]	0:11.73 [6]	0.48L	0:33.31 -1		
		Corey Sutherland		800m	800m	(0:13.68)	(0:10.41)	(0:10.62)	(0:10.96)	(0:11.73)				
3	11	OOHLALOUVRE	7	69.5	0:10.48	0:57.40 [3]	0:43.58 [8]	0:33.07 [8]	0:22.59 [6]	0:11.86 [4]	0.53L	0:33.07 +2		
		Damien Thornton		800m	600m	(0:13.82)	(0:10.51)	(0:10.48)	(0:10.73)	(0:11.86)				
4	4	BUNDELLA	4	69.7	0:10.38	0:57.46 [4]	0:44.03 [4]	0:33.65 [4]	0:22.86 [4]	0:11.82 [5]	0.87L	0:33.65 +3		
		Chelsea Baker		800m	800m	(0:13.43)	(0:10.38)	(0:10.79)	(0:11.04)	(0:11.82)				
5	2	DONT CALL ME HONEY	1	71.0	0:10.36	0:57.54 [5]	0:44.51 [2]	0:34.15 [1]	0:23.36 [1]	0:12.23 [1]	1.31L	0:34.15 -4		
		Jai Williams		Overall	800m	(0:13.03)	(0:10.36)	(0:10.79)	(0:11.13)	(0:12.23)				
6	9	MR PLAYTIME	3	71.2	0:10.44	0:57.75 [6]	0:44.76 [1]	0:34.32 [2]	0:23.48 [2]	0:12.42 [2]	2.55L	0:34.32 +8		
		Cejay Graham		800m	800m	(0:12.99)	(0:10.44)	(0:10.84)	(0:11.06)	(0:12.42)				
7	1	I AM VOODOO	5	69.6	0:10.51	0:58.12 [7]	0:44.57 [6]	0:34.06 [6]	0:23.23 [8]	0:12.19 [7]	4.76L	0:34.06 +2		
		Fiona Sandkuhl		Overall	800m	(0:13.55)	(0:10.51)	(0:10.83)	(0:11.04)	(0:12.19)				
8	7	SUPER FREEZE	8	70.5	0:10.42	1:00.09 [8]	0:46.66 [5]	0:36.24 [5]	0:25.24 [7]	0:13.60 [8]	16.35L	0:36.24 +5		
		Jasper Franklin		800m	800m	(0:13.43)	(0:10.42)	(0:11.00)	(0:11.64)	(0:13.60)				

Scratched: Larado (#5), Woosh Ka Boom (#12), Sir Maurice (#8), Minor Key (#10)



Horse/Jockey Name	Air We Go
Final Rank	1
Fastest Section Time (Section)	0:10.35 (800m)
Top Speed [km/h] (Section)	70.9 (800m)
Race State	Finished

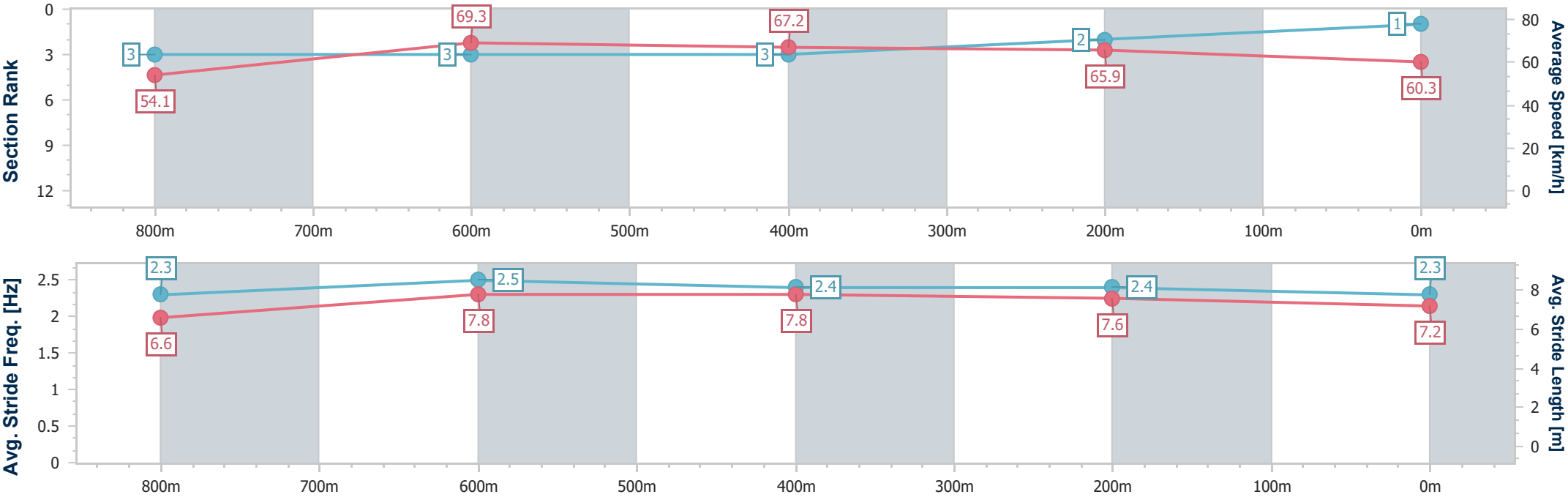


Eagle FarmProfessional
Race 5: BECOME A BRC MEMBER BENCHMARK 65 Handicap - 1000m
28 January 2026 - 15:59
Track Rating: Good 4, Weather: Overcast, Rail Position: +8m Entire



BRISBANE
RACING CLUB

Section	Overall	800m	600m	400m	200m														
Section Times	0:57.31 [1] (0:13.36)	0:43.95 [3] (0:10.35)	0:33.60 [3] (0:10.69)	0:22.91 [3] (0:10.93)	0:11.98 [2] (0:11.98)														
Average Speed [km/h]	54.1	69.3	67.2	65.9	60.3														
Top Speed [km/h]	69.1	70.9	68.7	68.0	64.3														
Avg. Dist. to Rail [m]	1.6	0.9	0.9	3.9	6.2														
Avg. Stride Freq. [Hz]	2.3	2.5	2.4	2.4	2.3														
Avg. Stride Length [m]	6.6	7.8	7.8	7.6	7.2														





Horse/Jockey Name	Apollo Ten
Final Rank	2
Fastest Section Time (Section)	0:10.41 (800m)
Top Speed [km/h] (Section)	70.6 (800m)
Race State	Finished

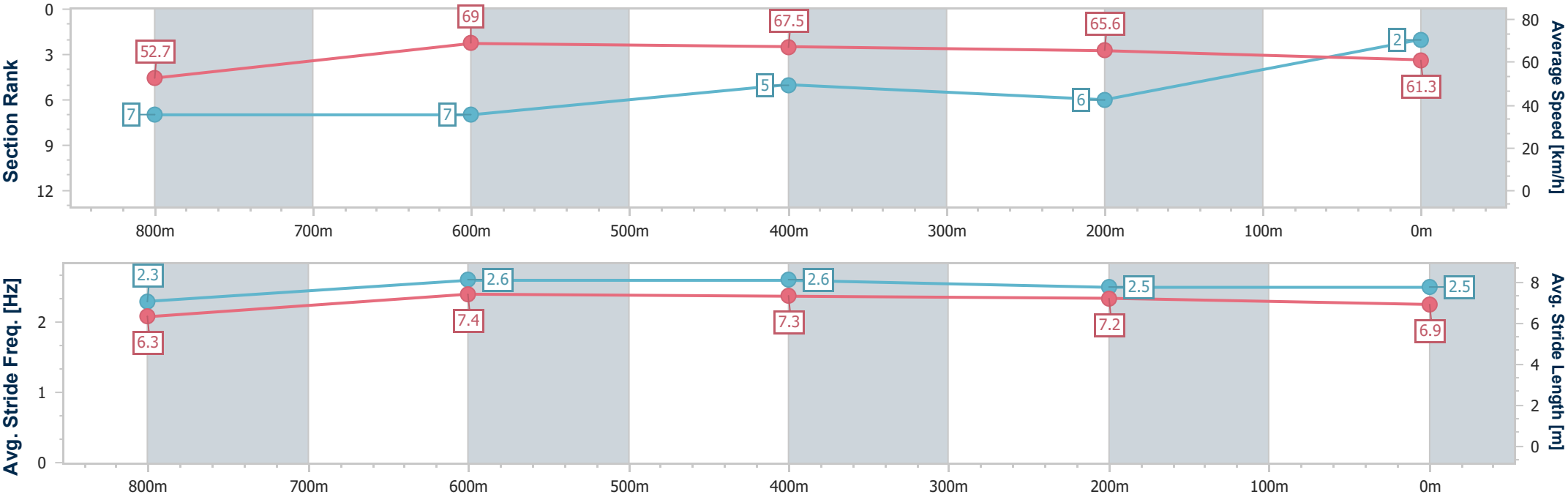


Eagle Farm Professional
Race 5: BECOME A BRC MEMBER BENCHMARK 65 Handicap - 1000m
28 January 2026 - 15:59
Track Rating: Good 4, Weather: Overcast, Rail Position: +8m Entire



BRISBANE
RACING CLUB

Section	Overall	800m	600m	400m	200m										
Section Times	0:57.40 [2] (0:13.68)	0:43.72 [7] (0:10.41)	0:33.31 [7] (0:10.62)	0:22.69 [5] (0:10.96)	0:11.73 [6] (0:11.73)										
Average Speed [km/h]	52.7	69.0	67.5	65.6	61.3										
Top Speed [km/h]	69.7	70.6	68.5	67.8	65.1										
Avg. Dist. to Rail [m]	2.9	0.8	0.9	2.3	6.0										
Avg. Stride Freq. [Hz]	2.3	2.6	2.6	2.5	2.5										
Avg. Stride Length [m]	6.3	7.4	7.3	7.2	6.9										





Horse/Jockey Name	Oohlalouvre
Final Rank	3
Fastest Section Time (Section)	0:10.48 (600m)
Top Speed [km/h] (Section)	69.5 (800m)
Race State	Finished

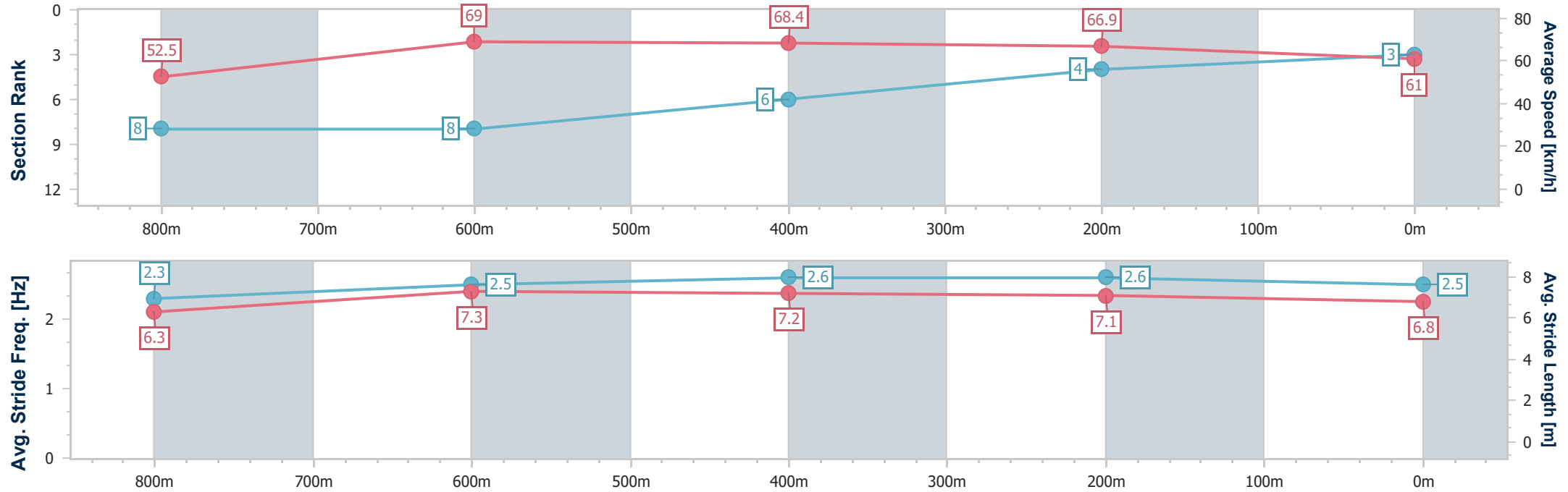


Eagle Farm Professional
Race 5: BECOME A BRC MEMBER BENCHMARK 65 Handicap - 1000m
28 January 2026 - 15:59
Track Rating: Good 4, Weather: Overcast, Rail Position: +8m Entire



BRISBANE
RACING CLUB

Section	Overall	800m	600m	400m	200m										
Section Times	0:57.40 [3] (0:13.82)	0:43.58 [8] (0:10.51)	0:33.07 [8] (0:10.48)	0:22.59 [6] (0:10.73)	0:11.86 [4] (0:11.86)										
Average Speed [km/h]	52.5	69.0	68.4	66.9	61.0										
Top Speed [km/h]	68.5	69.5	68.7	69.0	64.5										
Avg. Dist. to Rail [m]	5.3	0.9	0.8	0.3	0.9										
Avg. Stride Freq. [Hz]	2.3	2.5	2.6	2.6	2.5										
Avg. Stride Length [m]	6.3	7.3	7.2	7.1	6.8										



[] Ranking at each section and finish
- - - - - No data available at this section
NA No data available



Horse/Jockey Name	Bundella
Final Rank	4
Fastest Section Time (Section)	0:10.38 (800m)
Top Speed [km/h] (Section)	69.7 (800m)
Race State	Finished

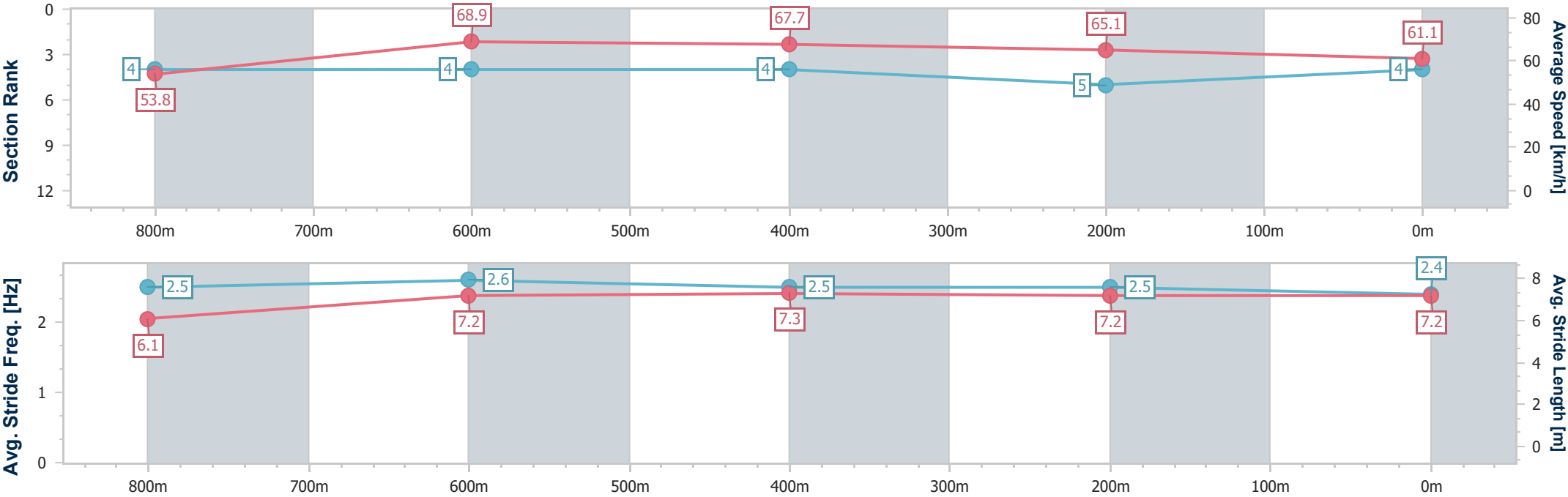


Eagle Farm Professional
Race 5: BECOME A BRC MEMBER BENCHMARK 65 Handicap - 1000m
28 January 2026 - 15:59
Track Rating: Good 4, Weather: Overcast, Rail Position: +8m Entire



BRISBANE
RACING CLUB

Section	Overall	800m	600m	400m	200m										
Section Times	0:57.46 [4] (0:13.43)	0:44.03 [4] (0:10.38)	0:33.65 [4] (0:10.79)	0:22.86 [4] (0:11.04)	0:11.82 [5] (0:11.82)										
Average Speed [km/h]	53.8	68.9	67.7	65.1	61.1										
Top Speed [km/h]	67.6	69.7	68.4	67.2	63.4										
Avg. Dist. to Rail [m]	2.3	1.3	3.1	8.8	12.0										
Avg. Stride Freq. [Hz]	2.5	2.6	2.5	2.5	2.4										
Avg. Stride Length [m]	6.1	7.2	7.3	7.2	7.2										





Horse/Jockey Name	Dont Call Me Honey
Final Rank	5
Fastest Section Time (Section)	0:10.36 (800m)
Top Speed [km/h] (Section)	71.0 (Overall)
Race State	Finished

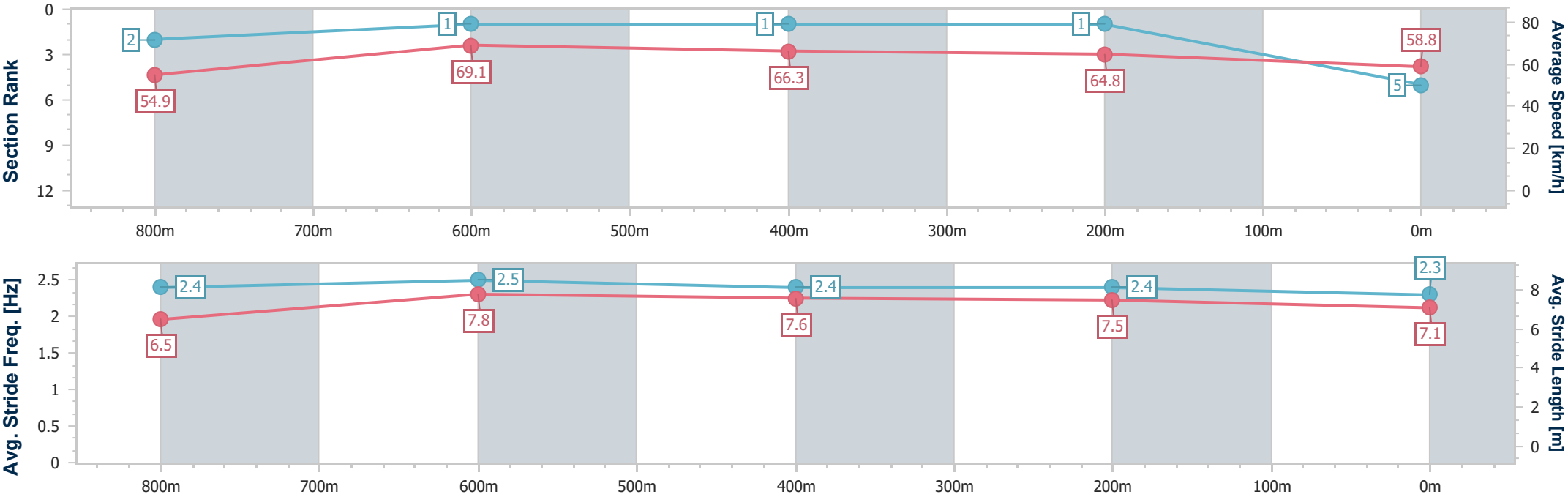


Eagle FarmProfessional
Race 5: BECOME A BRC MEMBER BENCHMARK 65 Handicap - 1000m
28 January 2026 - 15:59
Track Rating: Good 4, Weather: Overcast, Rail Position: +8m Entire



BRISBANE
RACING CLUB

Section	Overall	800m	600m	400m	200m														
Section Times	0:57.54 [5] (0:13.03)	0:44.51 [2] (0:10.36)	0:34.15 [1] (0:10.79)	0:23.36 [1] (0:11.13)	0:12.23 [1] (0:12.23)														
Average Speed [km/h]	54.9	69.1	66.3	64.8	58.8														
Top Speed [km/h]	71.0	70.8	67.6	66.3	62.8														
Avg. Dist. to Rail [m]	0.9	1.1	1.0	0.5	1.3														
Avg. Stride Freq. [Hz]	2.4	2.5	2.4	2.4	2.3														
Avg. Stride Length [m]	6.5	7.8	7.6	7.5	7.1														





Horse/Jockey Name	Mr Playtime
Final Rank	6
Fastest Section Time (Section)	0:10.44 (800m)
Top Speed [km/h] (Section)	71.2 (800m)
Race State	Finished

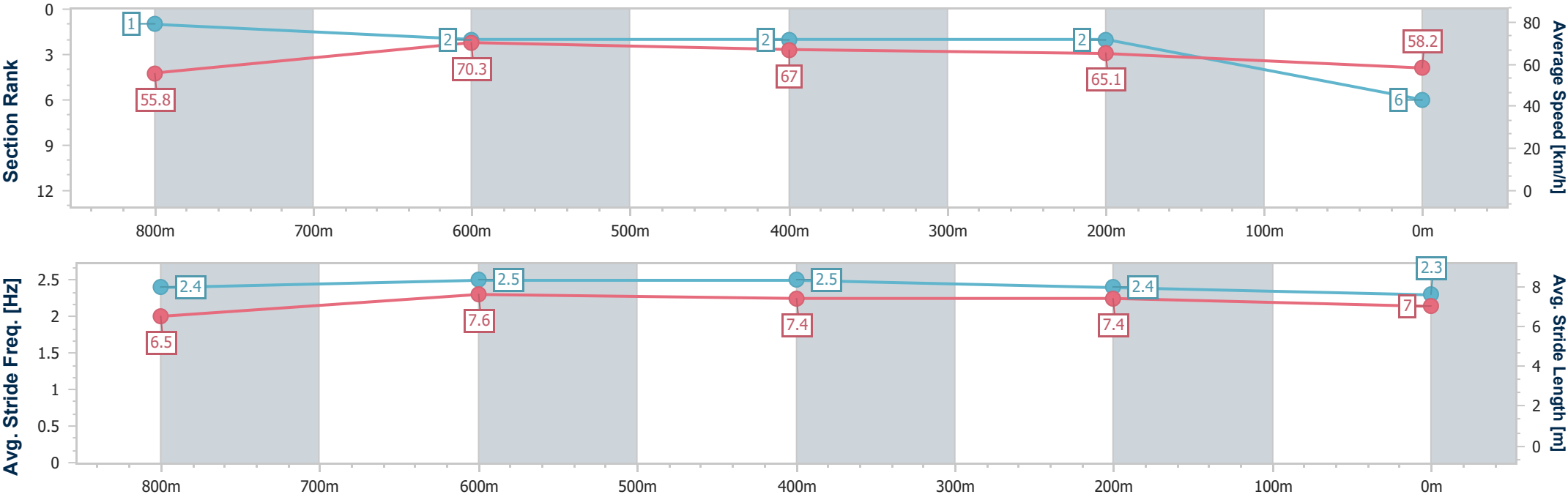


Eagle FarmProfessional
Race 5: BECOME A BRC MEMBER BENCHMARK 65 Handicap - 1000m
28 January 2026 - 15:59
Track Rating: Good 4, Weather: Overcast, Rail Position: +8m Entire



BRISBANE
RACING CLUB

Section	Overall	800m	600m	400m	200m										
Section Times	0:57.75 [6] (0:12.99)	0:44.76 [1] (0:10.44)	0:34.32 [2] (0:10.84)	0:23.48 [2] (0:11.06)	0:12.42 [2] (0:12.42)										
Average Speed [km/h]	55.8	70.3	67.0	65.1	58.2										
Top Speed [km/h]	70.7	71.2	68.5	67.0	62.6										
Avg. Dist. to Rail [m]	3.0	3.5	2.8	3.2	5.7										
Avg. Stride Freq. [Hz]	2.4	2.5	2.5	2.4	2.3										
Avg. Stride Length [m]	6.5	7.6	7.4	7.4	7.0										





Horse/Jockey Name	I Am Voodoo
Final Rank	7
Fastest Section Time (Section)	0:10.51 (800m)
Top Speed [km/h] (Section)	69.6 (Overall)
Race State	Finished

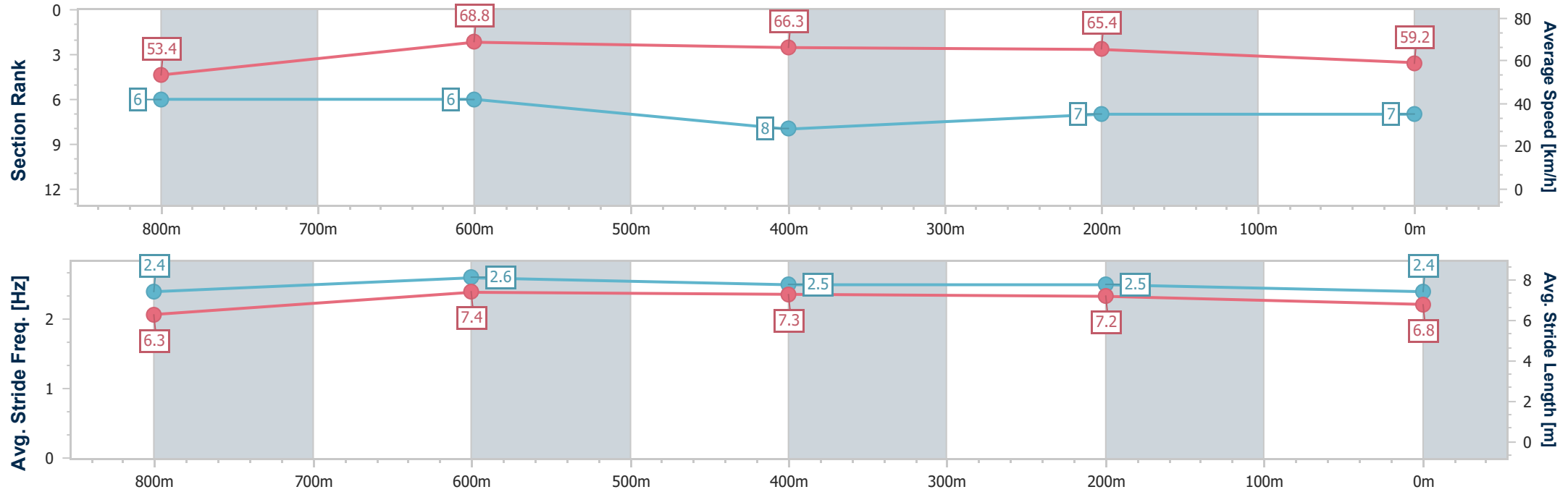


Eagle FarmProfessional
Race 5: BECOME A BRC MEMBER BENCHMARK 65 Handicap -
1000m
28 January 2026 - 15:59
Track Rating: Good 4, Weather: Overcast, Rail Position: +8m Entire



BRISBANE
RACING CLUB

Section	Overall	800m	600m	400m	200m										
Section Times	0:58.12 [7] (0:13.55)	0:44.57 [6] (0:10.51)	0:34.06 [6] (0:10.83)	0:23.23 [8] (0:11.04)	0:12.19 [7] (0:12.19)										
Average Speed [km/h]	53.4	68.8	66.3	65.4	59.2										
Top Speed [km/h]	69.6	69.6	68.1	67.3	63.1										
Avg. Dist. to Rail [m]	3.8	0.3	0.3	3.7	5.3										
Avg. Stride Freq. [Hz]	2.4	2.6	2.5	2.5	2.4										
Avg. Stride Length [m]	6.3	7.4	7.3	7.2	6.8										





Horse/Jockey Name	Super Freeze
Final Rank	8
Fastest Section Time (Section)	0:10.42 (800m)
Top Speed [km/h] (Section)	70.5 (800m)
Race State	Finished

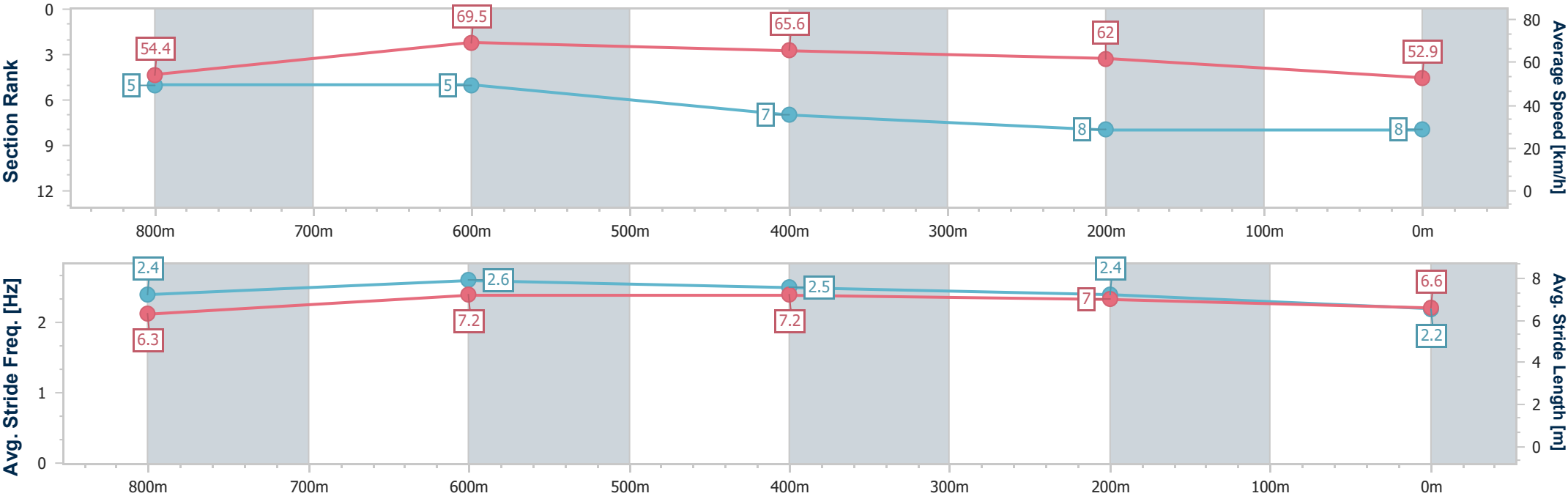


Eagle FarmProfessional
Race 5: BECOME A BRC MEMBER BENCHMARK 65 Handicap - 1000m
28 January 2026 - 15:59
Track Rating: Good 4, Weather: Overcast, Rail Position: +8m Entire



BRISBANE
RACING CLUB

Section	Overall	800m	600m	400m	200m										
Section Times	1:00.09 [8] (0:13.43)	0:46.66 [5] (0:10.42)	0:36.24 [5] (0:11.00)	0:25.24 [7] (0:11.64)	0:13.60 [8] (0:13.60)										
Average Speed [km/h]	54.4	69.5	65.6	62.0	52.9										
Top Speed [km/h]	69.0	70.5	66.9	64.2	59.3										
Avg. Dist. to Rail [m]	6.6	1.3	1.3	5.1	5.1										
Avg. Stride Freq. [Hz]	2.4	2.6	2.5	2.4	2.2										
Avg. Stride Length [m]	6.3	7.2	7.2	7.0	6.6										





Eagle Farm Professional

Race 6: GIRLS DAY OUT ON SALE NOW Class 4 Handicap - 1400m

28 January 2026 - 16:33



BRISBANE
RACING CLUB

Track Rating: Good 4, Weather: Overcast, Rail Position: +8m Entire

Section						Overall	1200m	1000m	800m	600m	400m	Last 600m	
Field Times						1:23.53 (0:13.96)	1:09.57 (0:11.70)	0:57.87 (0:11.86)	0:46.01 (0:11.62)	0:34.39 (0:11.29)	0:23.10 (0:11.26)	0:34.39	
Rank	TAB	Horse/Jockey	Barrier	Top Speed [km/h]	Fastest Section								Distance Travelled [m]
1	3	LAST COMMAND	4	67.7	0:10.88	1:23.53 [1]	1:08.85 [6]	0:57.35 [6]	0:45.54 [5]	0:33.79 [6]	0:22.67 [5]	0:33.79	
		Jasper Franklin		400m	400m	(0:14.68)	(0:11.50)	(0:11.81)	(0:11.75)	(0:11.12)	(0:10.88)		
2	6	CARRAVILLA	2	65.5	0:11.13	1:23.74 [2]	1:09.41 [4]	0:57.85 [4]	0:46.01 [3]	0:34.42 [2]	0:23.18 [3]	0:34.42	-4
		Cejay Graham		400m	400m	(0:14.33)	(0:11.56)	(0:11.84)	(0:11.59)	(0:11.24)	(0:11.13)		
3	1	TREPORTI	3	64.7	0:11.11	1:23.94 [3]	1:09.98 [1]	0:58.27 [2]	0:46.16 [4]	0:34.62 [3]	0:23.51 [1]	0:34.62	-7
		Corey Sutherland		600m	600m	(0:13.96)	(0:11.71)	(0:12.11)	(0:11.54)	(0:11.11)	(0:11.36)		
4	11	TREASURER	6	67.2	0:10.98	1:24.04 [4]	1:09.75 [3]	0:58.24 [3]	0:46.43 [2]	0:34.64 [4]	0:23.24 [4]	0:34.64	+5
		Olivia Webb		400m	400m	(0:14.29)	(0:11.51)	(0:11.81)	(0:11.79)	(0:11.40)	(0:10.98)		
5	4	VOLCANIC LOVE	1	65.4	0:11.12	1:24.57 [5]	1:09.92 [5]	0:58.50 [5]	0:46.54 [6]	0:34.83 [5]	0:23.71 [6]	0:34.83	-3
		Chelsea Baker		600m	600m	(0:14.65)	(0:11.42)	(0:11.96)	(0:11.71)	(0:11.12)	(0:11.32)		
6	5	HEIKA	5	65.2	0:11.41	1:25.33 [6]	1:11.33 [2]	0:59.67 [1]	0:47.81 [1]	0:36.19 [1]	0:24.78 [2]	0:36.19	-1
		Dylan Turner		600m	600m	(0:14.00)	(0:11.66)	(0:11.86)	(0:11.62)	(0:11.41)	(0:11.75)		

Scratched: Kadall (#2), Assent (#8), Bengal Diamond (#9), Vos Savant (#10), Pierata's Gem (#7)



Eagle Farm Professional

Race 6: GIRLS DAY OUT ON SALE NOW Class 4 Handicap - 1400m

28 January 2026 - 16:33



BRISBANE
RACING CLUB

Track Rating: Good 4, Weather: Overcast, Rail Position: +8m Entire

Section		200m		Last 600m				
Field Times		0:11.84 (0:11.84)		0:34.39				
Rank	TAB Horse/Jockey	Barrier	Top Speed [km/h]	Fastest Section	Margin	Distance Travelled [m]		
1	3 LAST COMMAND Jasper Franklin	4	67.7 400m	0:10.88 400m	0:11.79 [2] (0:11.79)	1:23.53	0:33.79	
2	6 CARRAVILLA Cejay Graham	2	65.5 400m	0:11.13 400m	0:12.05 [1] (0:12.05)	1.24L	0:34.42	-4
3	1 TREPORTI Corey Sutherland	3	64.7 600m	0:11.11 600m	0:12.15 [4] (0:12.15)	2.41L	0:34.62	-7
4	11 TREASURER Olivia Webb	6	67.2 400m	0:10.98 400m	0:12.26 [3] (0:12.26)	2.99L	0:34.64	+5
5	4 VOLCANIC LOVE Chelsea Baker	1	65.4 600m	0:11.12 600m	0:12.39 [5] (0:12.39)	6.1L	0:34.83	-3
6	5 HEIKA Dylan Turner	5	65.2 600m	0:11.41 600m	0:13.03 [6] (0:13.03)	10.55L	0:36.19	-1

Scratched: Kadall (#2), Assent (#8), Bengal Diamond (#9), Vos Savant (#10), Pierata's Gem (#7)



Horse/Jockey Name	Last Command
Final Rank	1
Fastest Section Time (Section)	0:10.88 (400m)
Top Speed [km/h] (Section)	67.7 (400m)
Race State	Finished

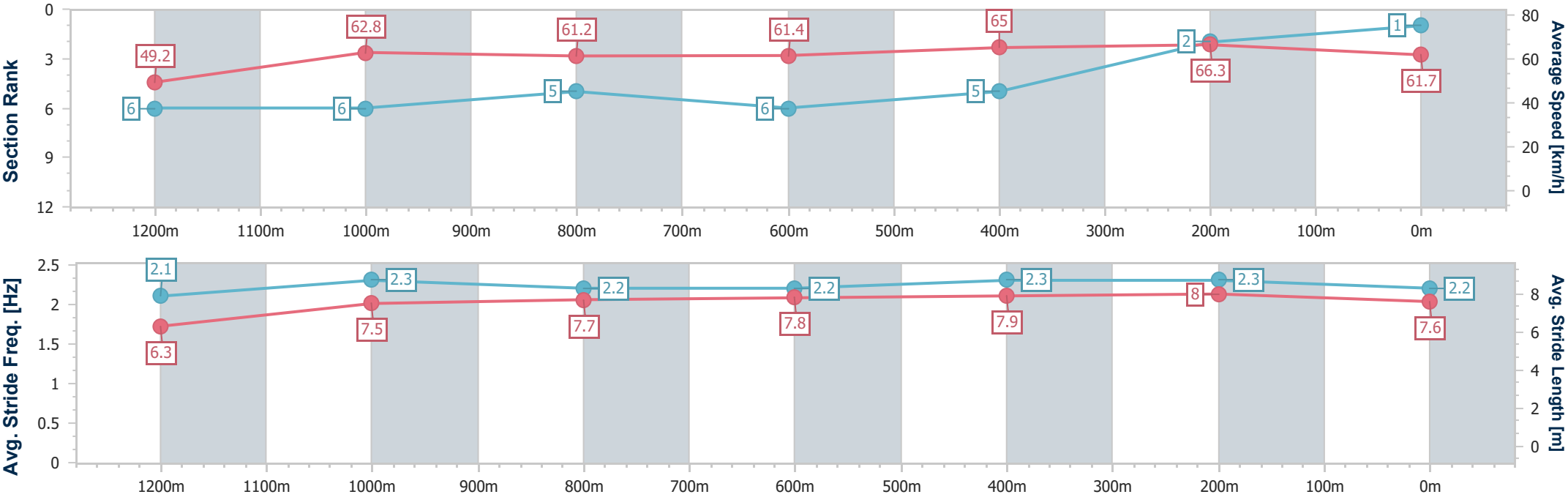


Eagle Farm Professional
Race 6: GIRLS DAY OUT ON SALE NOW Class 4 Handicap -
1400m
28 January 2026 - 16:33
Track Rating: Good 4, Weather: Overcast, Rail Position: +8m Entire



BRISBANE
RACING CLUB

Section	Overall	1200m	1000m	800m	600m	400m	200m						
Section Times	1:23.53 [1] (0:14.68)	1:08.85 [6] (0:11.50)	0:57.35 [6] (0:11.81)	0:45.54 [5] (0:11.75)	0:33.79 [6] (0:11.12)	0:22.67 [5] (0:10.88)	0:11.79 [2] (0:11.79)						
Average Speed [km/h]	49.2	62.8	61.2	61.4	65.0	66.3	61.7						
Top Speed [km/h]	63.7	64.5	62.8	62.5	67.0	67.7	64.3						
Avg. Dist. to Rail [m]	3.7	2.8	1.0	0.4	1.2	4.0	3.0						
Avg. Stride Freq. [Hz]	2.1	2.3	2.2	2.2	2.3	2.3	2.2						
Avg. Stride Length [m]	6.3	7.5	7.7	7.8	7.9	8.0	7.6						





Horse/Jockey Name	Carravilla
Final Rank	2
Fastest Section Time (Section)	0:11.13 (400m)
Top Speed [km/h] (Section)	65.5 (400m)
Race State	Finished



Eagle FarmProfessional
Race 6: GIRLS DAY OUT ON SALE NOW Class 4 Handicap -
1400m

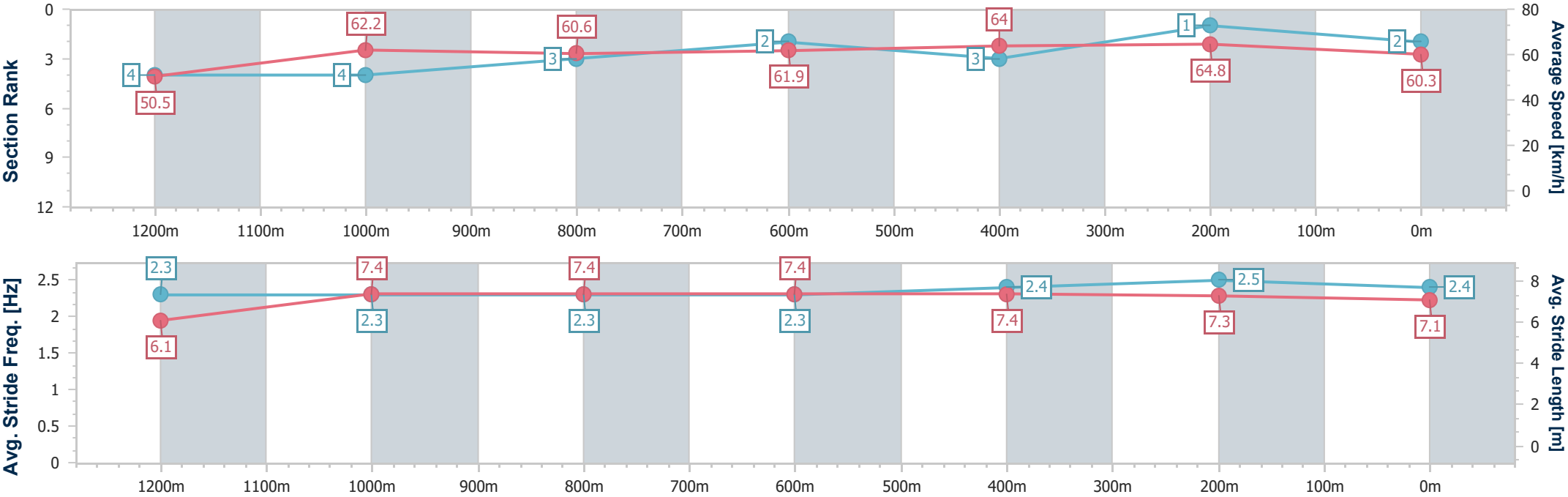
28 January 2026 - 16:33

Track Rating: Good 4, Weather: Overcast, Rail Position: +8m Entire



BRISBANE
RACING CLUB

Section	Overall	1200m	1000m	800m	600m	400m	200m						
Section Times	1:23.74 [2] (0:14.33)	1:09.41 [4] (0:11.56)	0:57.85 [4] (0:11.84)	0:46.01 [3] (0:11.59)	0:34.42 [2] (0:11.24)	0:23.18 [3] (0:11.13)	0:12.05 [1] (0:12.05)						
Average Speed [km/h]	50.5	62.2	60.6	61.9	64.0	64.8	60.3						
Top Speed [km/h]	63.6	64.1	61.8	62.9	65.3	65.5	63.1						
Avg. Dist. to Rail [m]	2.3	1.2	0.5	1.5	1.3	4.0	2.7						
Avg. Stride Freq. [Hz]	2.3	2.3	2.3	2.3	2.4	2.5	2.4						
Avg. Stride Length [m]	6.1	7.4	7.4	7.4	7.4	7.3	7.1						



[] Ranking at each section and finish
-.-.- No data available at this section
NA No data available



Horse/Jockey Name	Treporti
Final Rank	3
Fastest Section Time (Section)	0:11.11 (600m)
Top Speed [km/h] (Section)	64.7 (600m)
Race State	Finished



Eagle FarmProfessional
Race 6: GIRLS DAY OUT ON SALE NOW Class 4 Handicap -
1400m

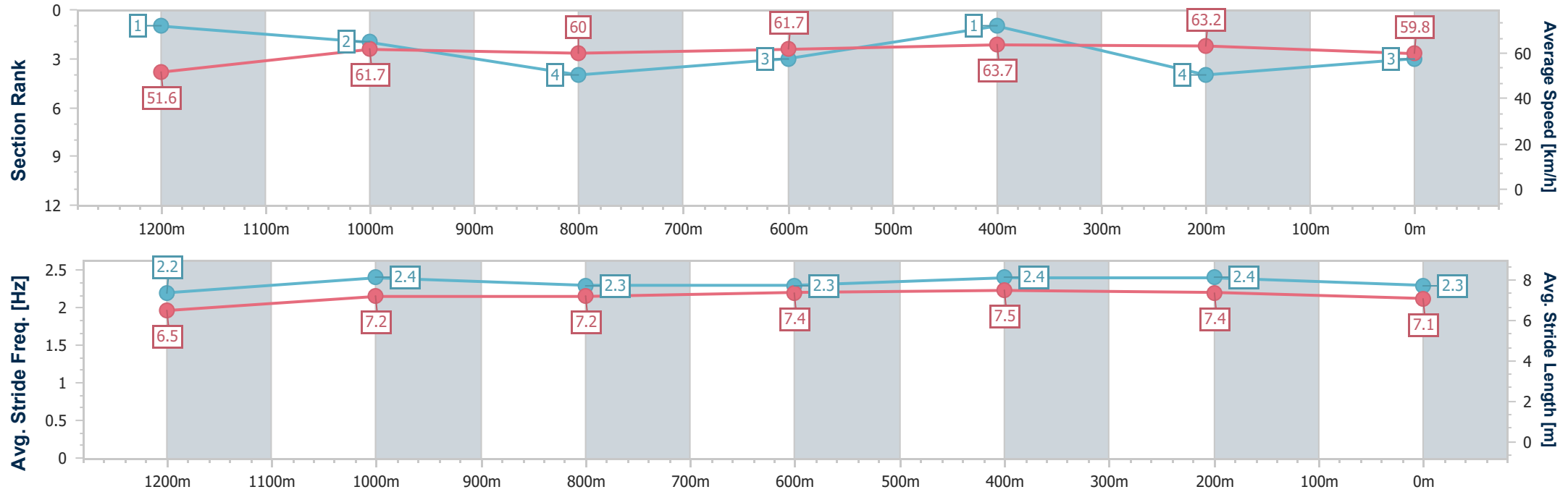
28 January 2026 - 16:33

Track Rating: Good 4, Weather: Overcast, Rail Position: +8m Entire



BRISBANE
RACING CLUB

Section	Overall	1200m	1000m	800m	600m	400m	200m						
Section Times	1:23.94 [3] (0:13.96)	1:09.98 [1] (0:11.71)	0:58.27 [2] (0:12.11)	0:46.16 [4] (0:11.54)	0:34.62 [3] (0:11.11)	0:23.51 [1] (0:11.36)	0:12.15 [4] (0:12.15)						
Average Speed [km/h]	51.6	61.7	60.0	61.7	63.7	63.2	59.8						
Top Speed [km/h]	62.1	64.1	61.3	63.4	64.7	64.7	62.3						
Avg. Dist. to Rail [m]	2.9	2.9	1.9	2.3	3.6	2.1	3.0						
Avg. Stride Freq. [Hz]	2.2	2.4	2.3	2.3	2.4	2.4	2.3						
Avg. Stride Length [m]	6.5	7.2	7.2	7.4	7.5	7.4	7.1						



- [] Ranking at each section and finish
- .-.- No data available at this section
- NA No data available



Horse/Jockey Name	Treasurer
Final Rank	4
Fastest Section Time (Section)	0:10.98 (400m)
Top Speed [km/h] (Section)	67.2 (400m)
Race State	Finished



Eagle Farm Professional
Race 6: GIRLS DAY OUT ON SALE NOW Class 4 Handicap -
1400m

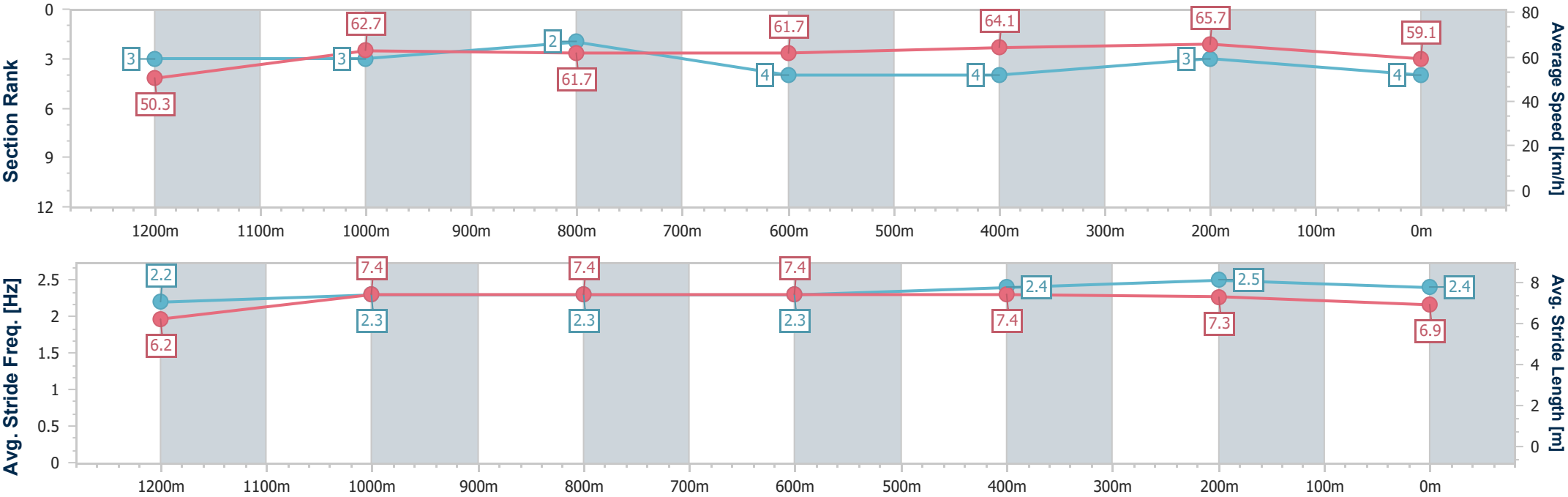
28 January 2026 - 16:33

Track Rating: Good 4, Weather: Overcast, Rail Position: +8m Entire



BRISBANE
RACING CLUB

Section	Overall	1200m	1000m	800m	600m	400m	200m						
Section Times	1:24.04 [4] (0:14.29)	1:09.75 [3] (0:11.51)	0:58.24 [3] (0:11.81)	0:46.43 [2] (0:11.79)	0:34.64 [4] (0:11.40)	0:23.24 [4] (0:10.98)	0:12.26 [3] (0:12.26)						
Average Speed [km/h]	50.3	62.7	61.7	61.7	64.1	65.7	59.1						
Top Speed [km/h]	62.7	63.7	62.4	63.2	66.8	67.2	62.9						
Avg. Dist. to Rail [m]	4.8	2.4	1.8	2.7	3.3	5.8	4.3						
Avg. Stride Freq. [Hz]	2.2	2.3	2.3	2.3	2.4	2.5	2.4						
Avg. Stride Length [m]	6.2	7.4	7.4	7.4	7.4	7.3	6.9						





Horse/Jockey Name	Volcanic Love
Final Rank	5
Fastest Section Time (Section)	0:11.12 (600m)
Top Speed [km/h] (Section)	65.4 (600m)
Race State	Finished

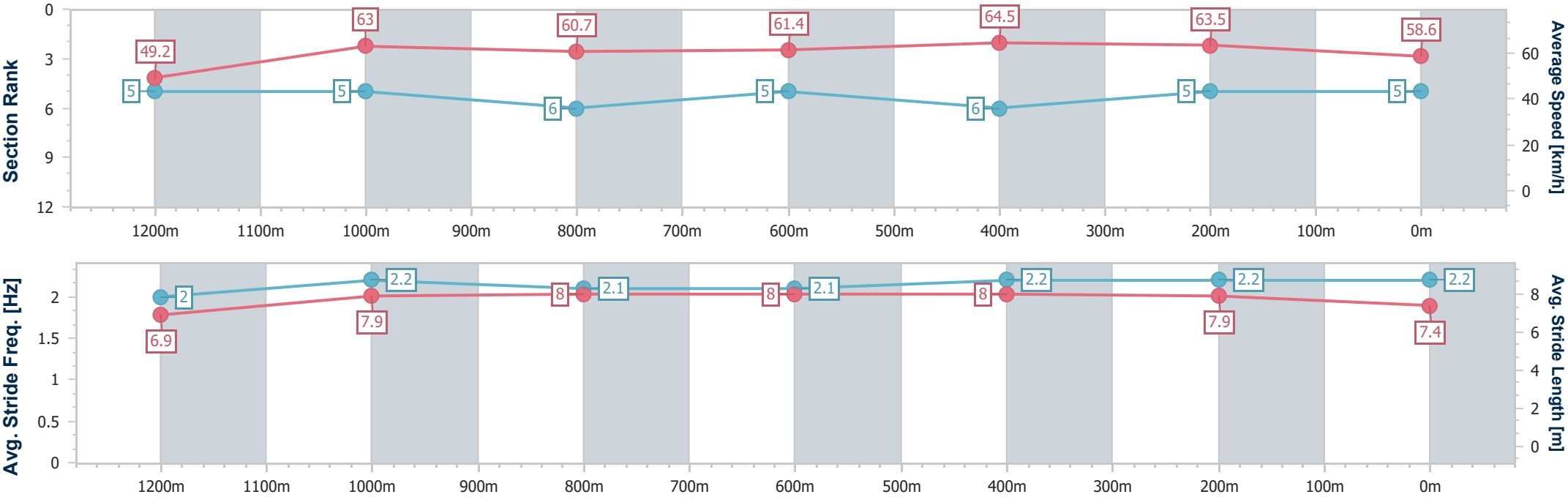


Eagle Farm Professional
Race 6: GIRLS DAY OUT ON SALE NOW Class 4 Handicap -
1400m
28 January 2026 - 16:33
Track Rating: Good 4, Weather: Overcast, Rail Position: +8m Entire



BRISBANE
RACING CLUB

Section	Overall	1200m	1000m	800m	600m	400m	200m						
Section Times	1:24.57 [5] (0:14.65)	1:09.92 [5] (0:11.42)	0:58.50 [5] (0:11.96)	0:46.54 [6] (0:11.71)	0:34.83 [5] (0:11.12)	0:23.71 [6] (0:11.32)	0:12.39 [5] (0:12.39)						
Average Speed [km/h]	49.2	63.0	60.7	61.4	64.5	63.5	58.6						
Top Speed [km/h]	63.4	64.4	61.9	62.5	65.4	64.8	61.6						
Avg. Dist. to Rail [m]	1.8	2.1	1.2	0.8	0.7	1.2	2.0						
Avg. Stride Freq. [Hz]	2.0	2.2	2.1	2.1	2.2	2.2	2.2						
Avg. Stride Length [m]	6.9	7.9	8.0	8.0	8.0	7.9	7.4						





Horse/Jockey Name	Heika
Final Rank	6
Fastest Section Time (Section)	0:11.41 (600m)
Top Speed [km/h] (Section)	65.2 (600m)
Race State	Finished



Eagle FarmProfessional
Race 6: GIRLS DAY OUT ON SALE NOW Class 4 Handicap -
1400m

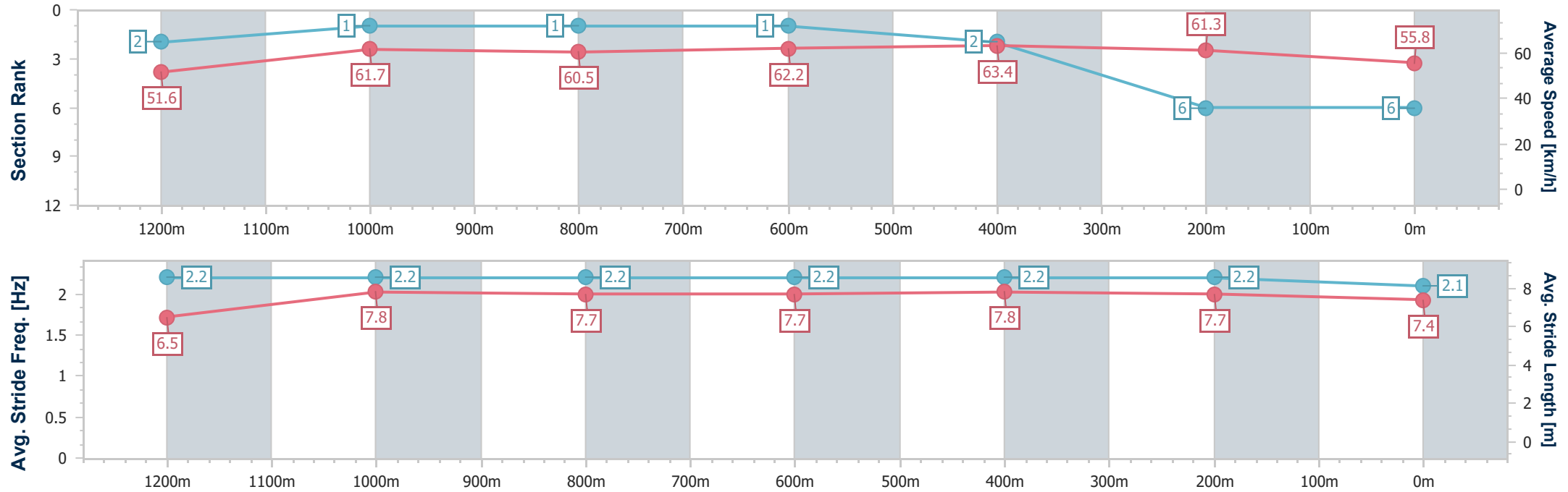
28 January 2026 - 16:33

Track Rating: Good 4, Weather: Overcast, Rail Position: +8m Entire



BRISBANE
RACING CLUB

Section	Overall	1200m	1000m	800m	600m	400m	200m						
Section Times	1:25.33 [6] (0:14.00)	1:11.33 [2] (0:11.66)	0:59.67 [1] (0:11.86)	0:47.81 [1] (0:11.62)	0:36.19 [1] (0:11.41)	0:24.78 [2] (0:11.75)	0:13.03 [6] (0:13.03)						
Average Speed [km/h]	51.6	61.7	60.5	62.2	63.4	61.3	55.8						
Top Speed [km/h]	64.0	63.9	62.0	63.5	65.2	63.1	58.2						
Avg. Dist. to Rail [m]	4.4	1.5	0.3	0.7	1.2	2.8	1.5						
Avg. Stride Freq. [Hz]	2.2	2.2	2.2	2.2	2.2	2.2	2.1						
Avg. Stride Length [m]	6.5	7.8	7.7	7.7	7.8	7.7	7.4						





Eagle Farm Professional

Race 7: XXXX GOLD BENCHMARK 65 Handicap - 1400m

28 January 2026 - 17:11



BRISBANE
RACING CLUB

Track Rating: Good 4, Weather: Overcast, Rail Position: +8m Entire

Section						Overall	1200m	1000m	800m	600m	400m	Last 600m	
Field Times						1:23.04 (0:13.15)	1:09.89 (0:10.97)	0:58.92 (0:11.48)	0:47.44 (0:11.52)	0:35.92 (0:11.58)	0:24.34 (0:12.05)	0:35.92	
Rank	TAB	Horse/Jockey	Barrier	Top Speed [km/h]	Fastest Section								Distance Travelled [m]
1	7	ARIAT	10	66.1	0:11.10	1:23.04 [1]	1:08.81 [10]	0:57.68 [10]	0:46.18 [9]	0:34.54 [8]	0:23.07 [9]	0:34.54	
		Olivia Webb		1200m	400m	(0:14.23)	(0:11.13)	(0:11.50)	(0:11.64)	(0:11.47)	(0:11.10)		
2	8	FIRST EMPIRE	1	66.9	0:10.89	1:23.06 [2]	1:09.09 [6]	0:58.20 [4]	0:46.86 [3]	0:35.32 [3]	0:23.73 [3]	0:35.32 -4	
		Michael Rodd		1200m	1200m	(0:13.97)	(0:10.89)	(0:11.34)	(0:11.54)	(0:11.59)	(0:11.61)		
3	12	DIVA LAS VEGAS	3	66.7	0:11.03	1:23.70 [3]	1:09.86 [5]	0:58.83 [5]	0:47.21 [5]	0:35.78 [4]	0:24.42 [2]	0:35.78 -10	
		Kyle Wilson-Taylor		1200m	1200m	(0:13.84)	(0:11.03)	(0:11.62)	(0:11.43)	(0:11.36)	(0:11.67)		
4	1	WATERMELON	4	66.4	0:11.12	1:23.77 [4]	1:09.94 [4]	0:58.82 [6]	0:47.27 [6]	0:35.53 [7]	0:24.13 [6]	0:35.53 +1	
		Jai Williams		1200m	1200m	(0:13.83)	(0:11.12)	(0:11.55)	(0:11.74)	(0:11.40)	(0:11.72)		
5	13	POUTCHEK	2	66.8	0:11.04	1:23.79 [5]	1:09.70 [9]	0:58.66 [8]	0:46.94 [8]	0:35.29 [8]	0:23.95 [8]	0:35.29 +6	
		Cejay Graham		1200m	1200m	(0:14.09)	(0:11.04)	(0:11.72)	(0:11.65)	(0:11.34)	(0:11.35)		
6	9	CRACKER ESSGEE	7	66.8	0:10.99	1:24.12 [6]	1:10.15 [6]	0:59.16 [7]	0:47.57 [7]	0:35.90 [6]	0:24.41 [7]	0:35.90 +6	
		Brandon Lerena		1200m	1200m	(0:13.97)	(0:10.99)	(0:11.59)	(0:11.67)	(0:11.49)	(0:11.49)		
7	4	HE'S FOR THE GIRLS	9	68.6	0:10.97	1:24.14 [7]	1:10.99 [1]	1:00.02 [1]	0:48.54 [1]	0:37.02 [1]	0:25.44 [1]	0:37.02 +1	
		Corey Sutherland		Overall	1200m	(0:13.15)	(0:10.97)	(0:11.48)	(0:11.52)	(0:11.58)	(0:12.05)		
8	14	PEE BEE NOIR	5	66.9	0:11.10	1:24.32 [8]	1:10.29 [8]	0:59.19 [8]	0:47.32 [10]	0:35.55 [10]	0:24.19 [10]	0:35.55 +14	
		Daniel Moor		1200m	1200m	(0:14.03)	(0:11.10)	(0:11.87)	(0:11.77)	(0:11.36)	(0:11.52)		
9	11	RETAINER	8	67.4	0:11.06	1:24.36 [9]	1:10.78 [3]	0:59.72 [3]	0:48.12 [4]	0:36.29 [5]	0:24.74 [5]	0:36.29 +7	
		Cody Collis		Overall	1200m	(0:13.58)	(0:11.06)	(0:11.60)	(0:11.83)	(0:11.55)	(0:11.62)		
10	6	SKORPIOS ISLE	6	67.7	0:10.85	1:24.75 [10]	1:11.21 [2]	1:00.36 [2]	0:49.00 [2]	0:37.23 [2]	0:25.31 [4]	0:37.23 +7	
		Angela Jones		1200m	1200m	(0:13.54)	(0:10.85)	(0:11.36)	(0:11.77)	(0:11.92)	(0:11.95)		

Scratched: Ocean Diva (#10), Vos Savant (#3), Rochedale Hero (#5), Dark Arts (#2)



Eagle Farm Professional

Race 7: XXXX GOLD BENCHMARK 65 Handicap - 1400m

28 January 2026 - 17:11



BRISBANE
RACING CLUB

Track Rating: Good 4, Weather: Overcast, Rail Position: +8m Entire

Section Field Times				200m 0:12.29 (0:12.29)				Last 600m 0:35.92	
Rank	TAB	Horse/Jockey	Barrier	Top Speed [km/h]	Fastest Section	Margin		Distance Travelled [m]	
1	7	ARIAT	10	66.1	0:11.10	0:11.97 [4]	1:23.04	0:34.54	
		Olivia Webb		1200m	400m	(0:11.97)			
2	8	FIRST EMPIRE	1	66.9	0:10.89	0:12.12 [2]	0.12L	0:35.32	-4
		Michael Rodd		1200m	1200m	(0:12.12)			
3	12	DIVA LAS VEGAS	3	66.7	0:11.03	0:12.75 [3]	3.86L	0:35.78	-10
		Kyle Wilson-Taylor		1200m	1200m	(0:12.75)			
4	1	WATERMELON	4	66.4	0:11.12	0:12.41 [8]	4.3L	0:35.53	+1
		Jai Williams		1200m	1200m	(0:12.41)			
5	13	POUTCHEK	2	66.8	0:11.04	0:12.60 [5]	4.4L	0:35.29	+6
		Cejay Graham		1200m	1200m	(0:12.60)			
6	9	CRACKER ESSGEE	7	66.8	0:10.99	0:12.92 [6]	6.35L	0:35.90	+6
		Brandon Lerena		1200m	1200m	(0:12.92)			
7	4	HE'S FOR THE GIRLS	9	68.6	0:10.97	0:13.39 [1]	6.42L	0:37.02	+1
		Corey Sutherland		Overall	1200m	(0:13.39)			
8	14	PEE BEE NOIR	5	66.9	0:11.10	0:12.67 [10]	7.48L	0:35.55	+14
		Daniel Moor		1200m	1200m	(0:12.67)			
9	11	RETAINER	8	67.4	0:11.06	0:13.12 [7]	7.74L	0:36.29	+7
		Cody Collis		Overall	1200m	(0:13.12)			
10	6	SKORPIOS ISLE	6	67.7	0:10.85	0:13.36 [9]	10.04L	0:37.23	+7
		Angela Jones		1200m	1200m	(0:13.36)			

Scratched: Ocean Diva (#10), Vos Savant (#3), Rochedale Hero (#5), Dark Arts (#2)

Report Created: Wed 28 January 2026 17:24 GMT+ (Note: Timing is based on position data)

Page 2/12

[] Ranking at each section and finish
-:-:- No data available at this section
NA No data available

SCN Saddle cloth number
DNF Did not finish
DNT Did not track

data processed by  TRIPLESDATA



Horse/Jockey Name	Ariat
Final Rank	1
Fastest Section Time (Section)	0:11.10 (400m)
Top Speed [km/h] (Section)	66.1 (1200m)
Race State	Finished

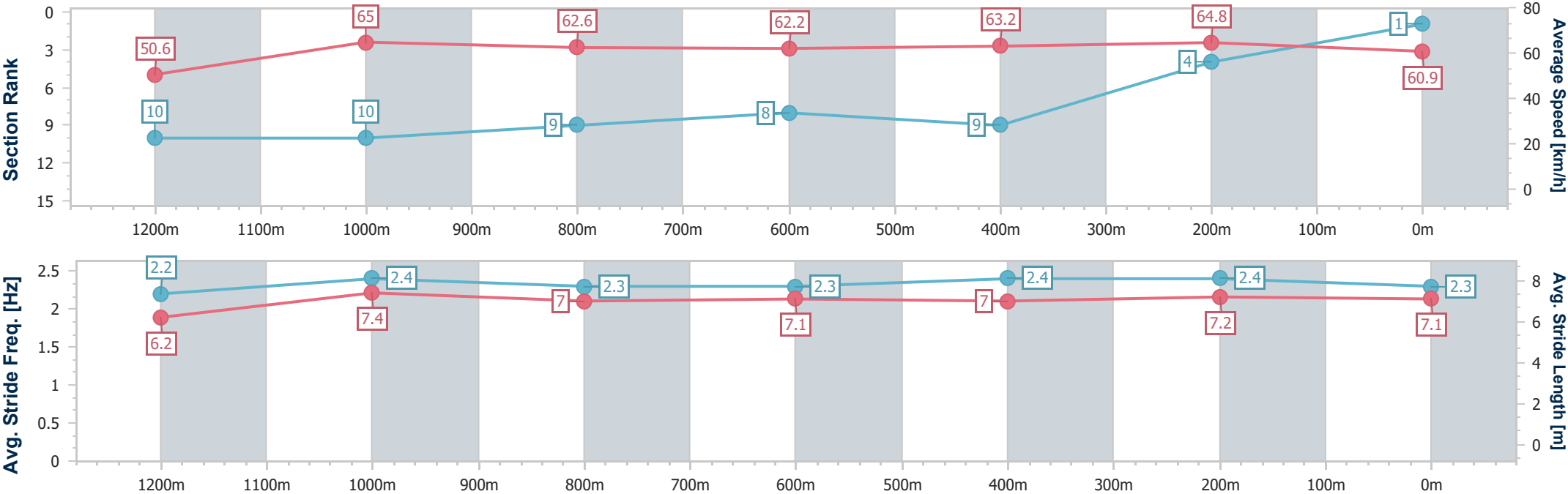


Eagle FarmProfessional
Race 7: XXXX GOLD BENCHMARK 65 Handicap - 1400m
28 January 2026 - 17:11
Track Rating: Good 4, Weather: Overcast, Rail Position: +8m Entire



BRISBANE
RACING CLUB

Section	Overall	1200m	1000m	800m	600m	400m	200m						
Section Times	1:23.04 [1] (0:14.23)	1:08.81 [10] (0:11.13)	0:57.68 [10] (0:11.50)	0:46.18 [9] (0:11.64)	0:34.54 [8] (0:11.47)	0:23.07 [9] (0:11.10)	0:11.97 [4] (0:11.97)						
Average Speed [km/h]	50.6	65.0	62.6	62.2	63.2	64.8	60.9						
Top Speed [km/h]	62.4	66.1	63.6	62.9	65.3	65.9	63.6						
Avg. Dist. to Rail [m]	7.7	1.4	0.3	1.0	1.6	1.1	1.2						
Avg. Stride Freq. [Hz]	2.2	2.4	2.3	2.3	2.4	2.4	2.3						
Avg. Stride Length [m]	6.2	7.4	7.0	7.1	7.0	7.2	7.1						





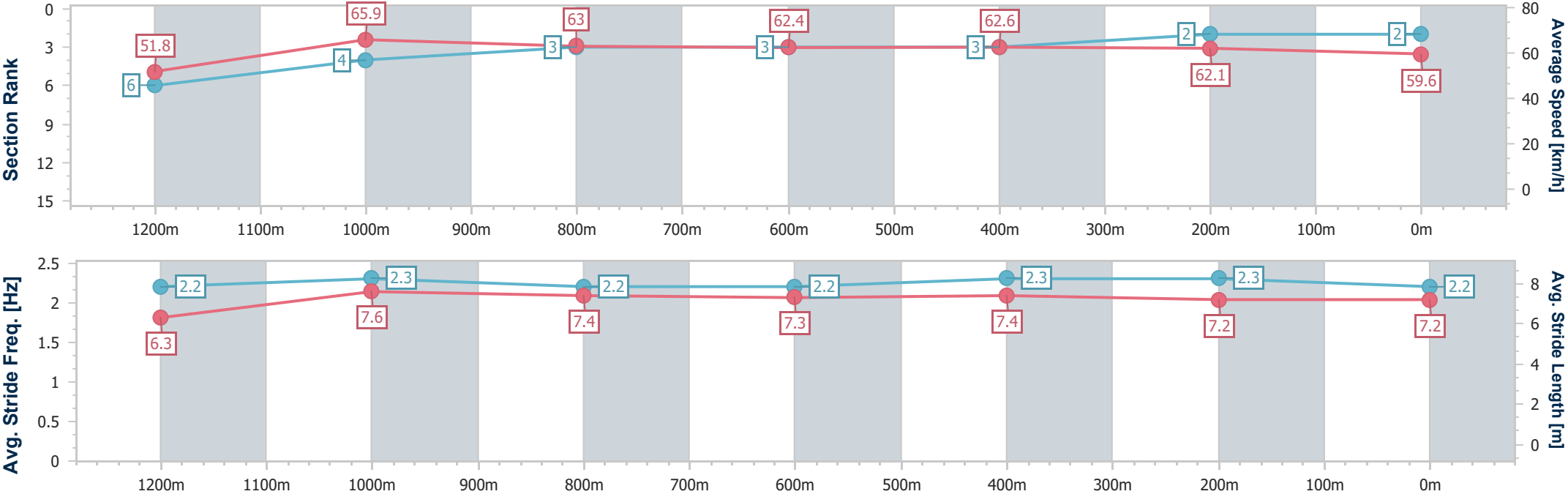
Horse/Jockey Name	First Empire
Final Rank	2
Fastest Section Time (Section)	0:10.89 (1200m)
Top Speed [km/h] (Section)	66.9 (1200m)
Race State	Finished



Eagle FarmProfessional
Race 7: XXXX GOLD BENCHMARK 65 Handicap - 1400m
28 January 2026 - 17:11
Track Rating: Good 4, Weather: Overcast, Rail Position: +8m Entire



Section	Overall	1200m	1000m	800m	600m	400m	200m						
Section Times	1:23.06 [2] (0:13.97)	1:09.09 [6] (0:10.89)	0:58.20 [4] (0:11.34)	0:46.86 [3] (0:11.54)	0:35.32 [3] (0:11.59)	0:23.73 [3] (0:11.61)	0:12.12 [2] (0:12.12)						
Average Speed [km/h]	51.8	65.9	63.0	62.4	62.6	62.1	59.6						
Top Speed [km/h]	64.5	66.9	63.5	63.1	63.5	63.4	61.9						
Avg. Dist. to Rail [m]	1.2	0.9	1.5	0.4	1.7	7.3	11.1						
Avg. Stride Freq. [Hz]	2.2	2.3	2.2	2.2	2.3	2.3	2.2						
Avg. Stride Length [m]	6.3	7.6	7.4	7.3	7.4	7.2	7.2						



[] Ranking at each section and finish
-.-.- No data available at this section
NA No data available



Horse/Jockey Name	Diva Las Vegas
Final Rank	3
Fastest Section Time (Section)	0:11.03 (1200m)
Top Speed [km/h] (Section)	66.7 (1200m)
Race State	Finished

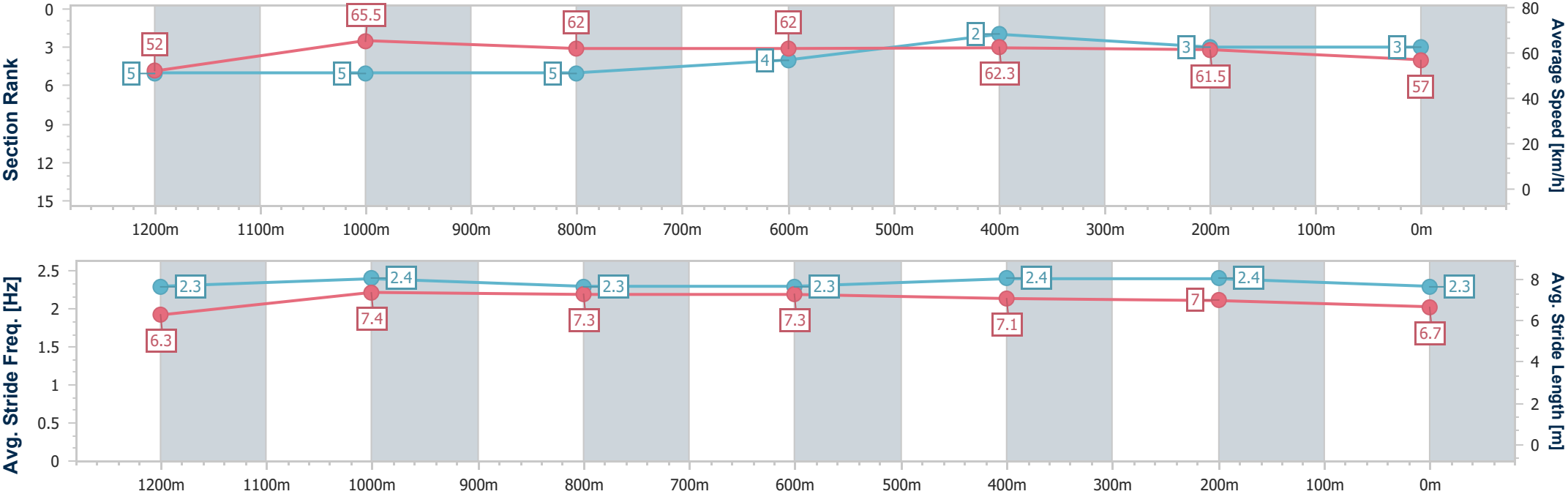


Eagle FarmProfessional
Race 7: XXXX GOLD BENCHMARK 65 Handicap - 1400m
28 January 2026 - 17:11
Track Rating: Good 4, Weather: Overcast, Rail Position: +8m Entire



BRISBANE
RACING CLUB

Section	Overall	1200m	1000m	800m	600m	400m	200m						
Section Times	1:23.70 [3] (0:13.84)	1:09.86 [5] (0:11.03)	0:58.83 [5] (0:11.62)	0:47.21 [5] (0:11.43)	0:35.78 [4] (0:11.36)	0:24.42 [2] (0:11.67)	0:12.75 [3] (0:12.75)						
Average Speed [km/h]	52.0	65.5	62.0	62.0	62.3	61.5	57.0						
Top Speed [km/h]	64.8	66.7	62.7	62.6	63.0	63.3	59.8						
Avg. Dist. to Rail [m]	2.4	2.0	0.7	3.1	3.9	0.7	2.6						
Avg. Stride Freq. [Hz]	2.3	2.4	2.3	2.3	2.4	2.4	2.3						
Avg. Stride Length [m]	6.3	7.4	7.3	7.3	7.1	7.0	6.7						





Horse/Jockey Name	Watermelon
Final Rank	4
Fastest Section Time (Section)	0:11.12 (1200m)
Top Speed [km/h] (Section)	66.4 (1200m)
Race State	Finished

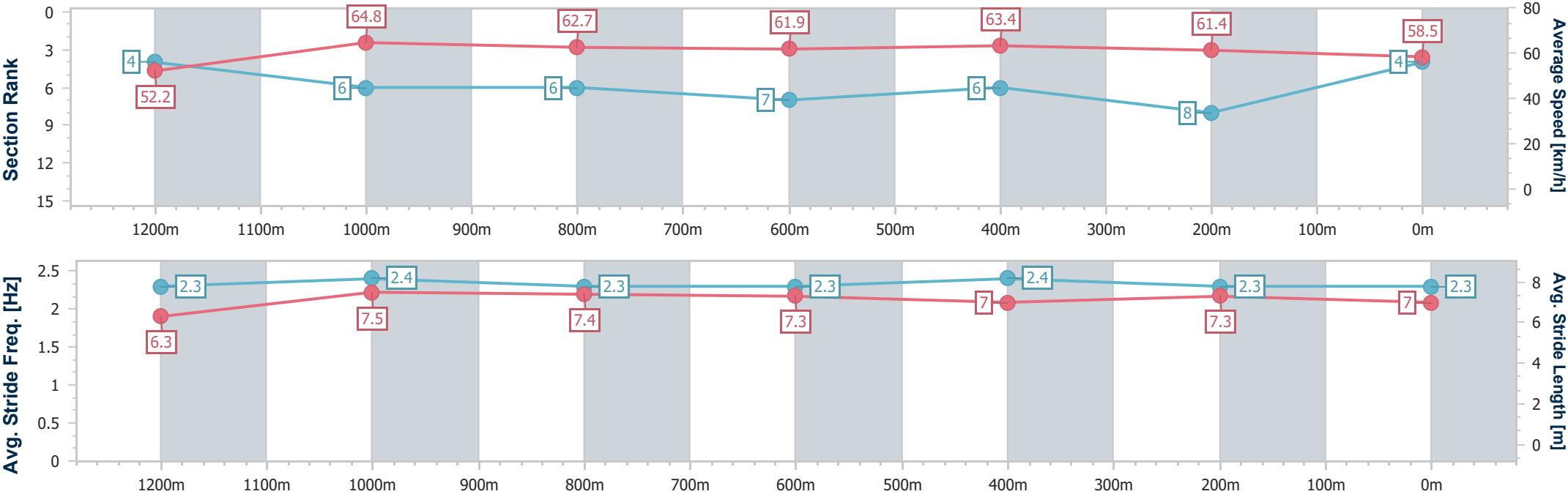


Eagle FarmProfessional
Race 7: XXXX GOLD BENCHMARK 65 Handicap - 1400m
28 January 2026 - 17:11
Track Rating: Good 4, Weather: Overcast, Rail Position: +8m Entire



BRISBANE
RACING CLUB

Section	Overall	1200m	1000m	800m	600m	400m	200m						
Section Times	1:23.77 [4] (0:13.83)	1:09.94 [4] (0:11.12)	0:58.82 [6] (0:11.55)	0:47.27 [6] (0:11.74)	0:35.53 [7] (0:11.40)	0:24.13 [6] (0:11.72)	0:12.41 [8] (0:12.41)						
Average Speed [km/h]	52.2	64.8	62.7	61.9	63.4	61.4	58.5						
Top Speed [km/h]	65.1	66.4	63.6	62.9	65.3	65.0	61.1						
Avg. Dist. to Rail [m]	3.6	1.9	1.2	1.8	1.0	5.4	4.7						
Avg. Stride Freq. [Hz]	2.3	2.4	2.3	2.3	2.4	2.3	2.3						
Avg. Stride Length [m]	6.3	7.5	7.4	7.3	7.0	7.3	7.0						



[] Ranking at each section and finish
-.-.- No data available at this section
NA No data available



Horse/Jockey Name	Poutchek
Final Rank	5
Fastest Section Time (Section)	0:11.04 (1200m)
Top Speed [km/h] (Section)	66.8 (1200m)
Race State	Finished

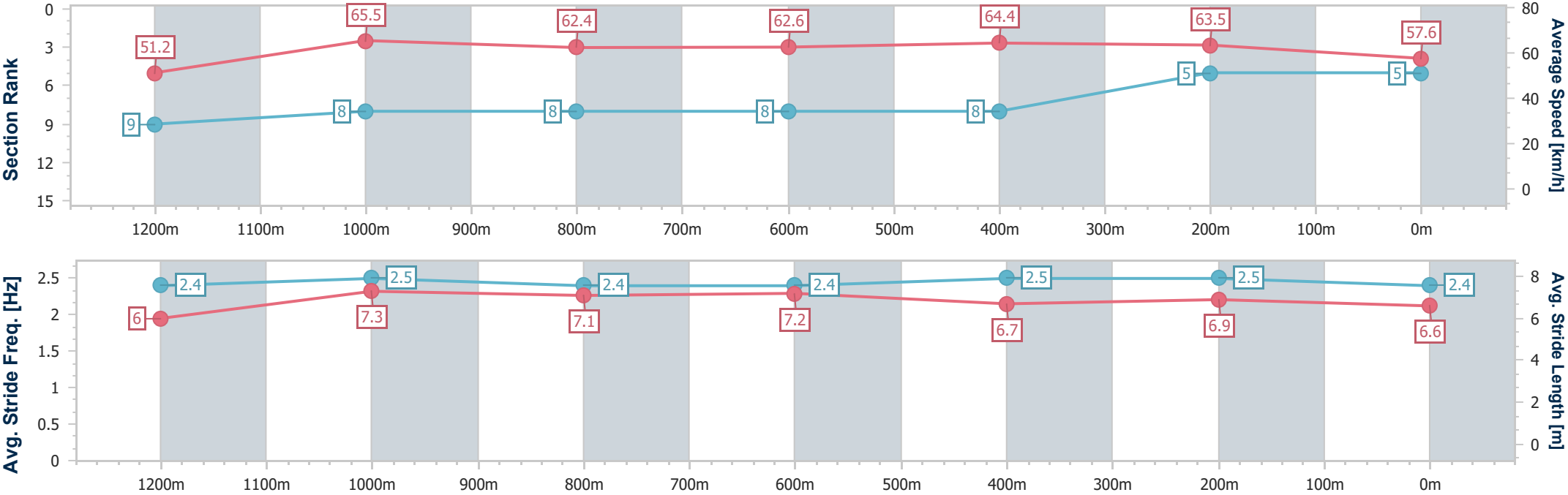


Eagle FarmProfessional
Race 7: XXXX GOLD BENCHMARK 65 Handicap - 1400m
28 January 2026 - 17:11
Track Rating: Good 4, Weather: Overcast, Rail Position: +8m Entire



BRISBANE
RACING CLUB

Section	Overall	1200m	1000m	800m	600m	400m	200m						
Section Times	1:23.79 [5] (0:14.09)	1:09.70 [9] (0:11.04)	0:58.66 [8] (0:11.72)	0:46.94 [8] (0:11.65)	0:35.29 [8] (0:11.34)	0:23.95 [8] (0:11.35)	0:12.60 [5] (0:12.60)						
Average Speed [km/h]	51.2	65.5	62.4	62.6	64.4	63.5	57.6						
Top Speed [km/h]	64.7	66.8	63.3	63.3	65.3	65.3	60.8						
Avg. Dist. to Rail [m]	2.7	3.6	3.5	3.0	2.9	6.8	7.0						
Avg. Stride Freq. [Hz]	2.4	2.5	2.4	2.4	2.5	2.5	2.4						
Avg. Stride Length [m]	6.0	7.3	7.1	7.2	6.7	6.9	6.6						



[] Ranking at each section and finish
-.-.- No data available at this section
NA No data available



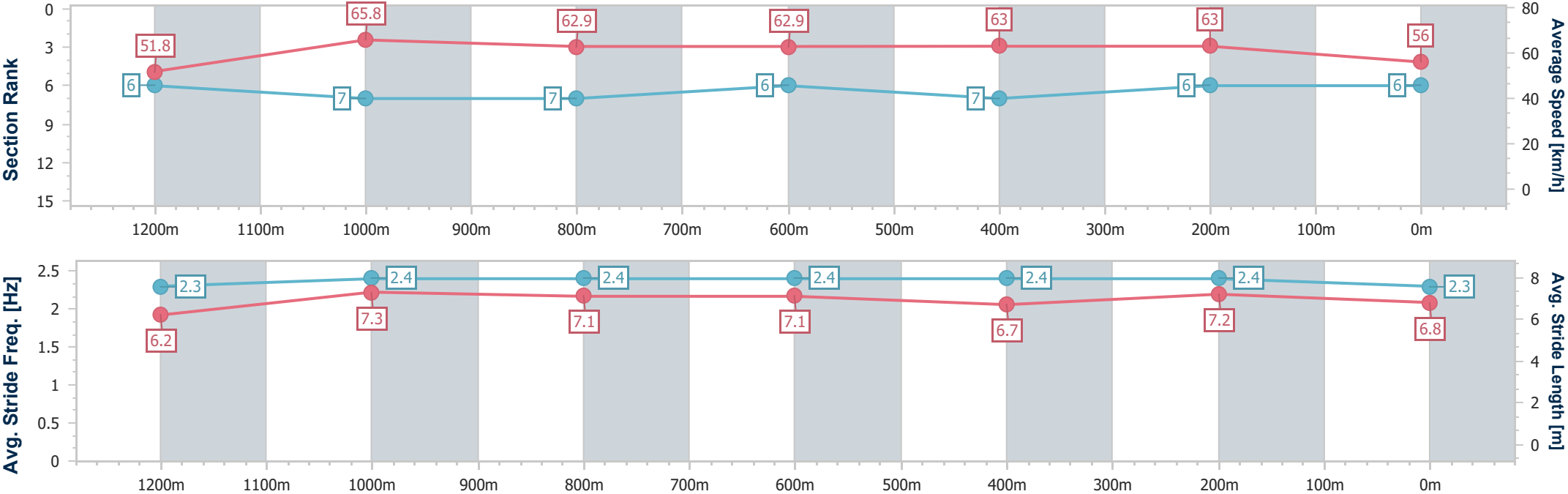
Horse/Jockey Name	Cracker Essgee
Final Rank	6
Fastest Section Time (Section)	0:10.99 (1200m)
Top Speed [km/h] (Section)	66.8 (1200m)
Race State	Finished



Eagle FarmProfessional
Race 7: XXXX GOLD BENCHMARK 65 Handicap - 1400m
28 January 2026 - 17:11
Track Rating: Good 4, Weather: Overcast, Rail Position: +8m Entire



Section	Overall	1200m	1000m	800m	600m	400m	200m						
Section Times	1:24.12 [6] (0:13.97)	1:10.15 [6] (0:10.99)	0:59.16 [7] (0:11.59)	0:47.57 [7] (0:11.67)	0:35.90 [6] (0:11.49)	0:24.41 [7] (0:11.49)	0:12.92 [6] (0:12.92)						
Average Speed [km/h]	51.8	65.8	62.9	62.9	63.0	63.0	56.0						
Top Speed [km/h]	66.3	66.8	64.0	63.6	64.4	64.4	60.6						
Avg. Dist. to Rail [m]	6.2	4.9	3.2	3.2	2.6	5.7	5.3						
Avg. Stride Freq. [Hz]	2.3	2.4	2.4	2.4	2.4	2.4	2.3						
Avg. Stride Length [m]	6.2	7.3	7.1	7.1	6.7	7.2	6.8						





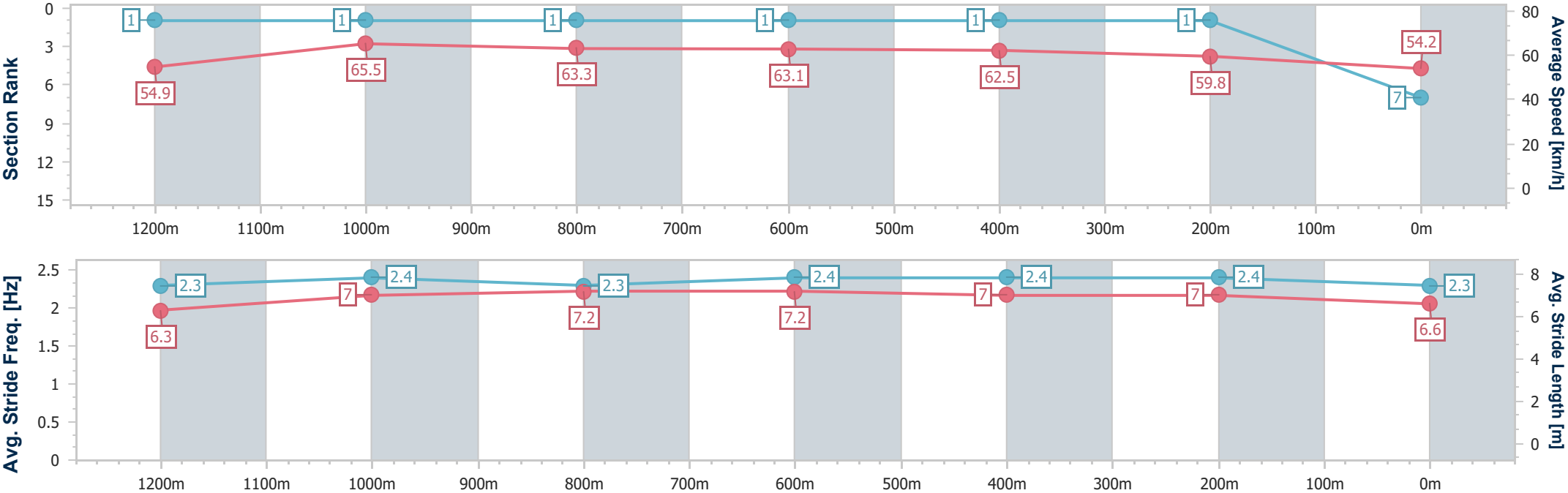
Horse/Jockey Name	He's For The Girls
Final Rank	7
Fastest Section Time (Section)	0:10.97 (1200m)
Top Speed [km/h] (Section)	68.6 (Overall)
Race State	Finished



Eagle FarmProfessional
Race 7: XXXX GOLD BENCHMARK 65 Handicap - 1400m
28 January 2026 - 17:11
Track Rating: Good 4, Weather: Overcast, Rail Position: +8m Entire



Section	Overall	1200m	1000m	800m	600m	400m	200m						
Section Times	1:24.14 [7] (0:13.15)	1:10.99 [1] (0:10.97)	1:00.02 [1] (0:11.48)	0:48.54 [1] (0:11.52)	0:37.02 [1] (0:11.58)	0:25.44 [1] (0:12.05)	0:13.39 [1] (0:13.39)						
Average Speed [km/h]	54.9	65.5	63.3	63.1	62.5	59.8	54.2						
Top Speed [km/h]	68.6	67.6	63.4	63.4	63.8	61.6	56.9						
Avg. Dist. to Rail [m]	7.0	1.4	1.5	1.9	1.6	2.4	5.3						
Avg. Stride Freq. [Hz]	2.3	2.4	2.3	2.4	2.4	2.4	2.3						
Avg. Stride Length [m]	6.3	7.0	7.2	7.2	7.0	7.0	6.6						





Horse/Jockey Name	Pee Bee Noir
Final Rank	8
Fastest Section Time (Section)	0:11.10 (1200m)
Top Speed [km/h] (Section)	66.9 (1200m)
Race State	Finished

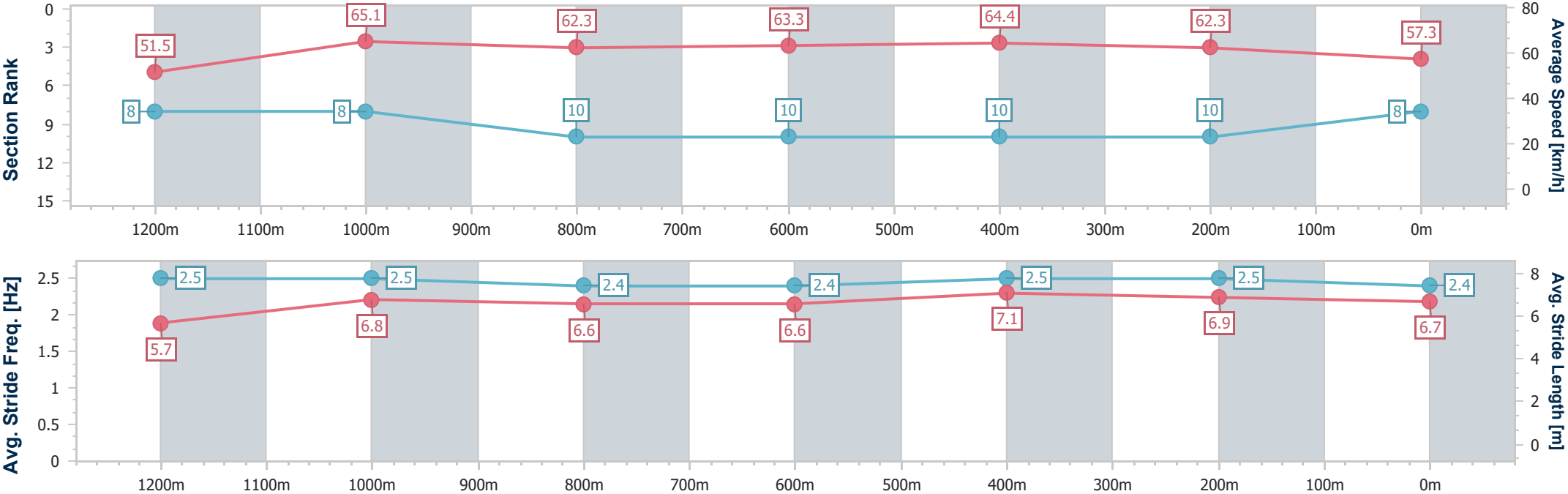


Eagle Farm Professional
Race 7: XXXX GOLD BENCHMARK 65 Handicap - 1400m
28 January 2026 - 17:11
Track Rating: Good 4, Weather: Overcast, Rail Position: +8m Entire



BRISBANE
RACING CLUB

Section	Overall	1200m	1000m	800m	600m	400m	200m						
Section Times	1:24.32 [8] (0:14.03)	1:10.29 [8] (0:11.10)	0:59.19 [8] (0:11.87)	0:47.32 [10] (0:11.77)	0:35.55 [10] (0:11.36)	0:24.19 [10] (0:11.52)	0:12.67 [10] (0:12.67)						
Average Speed [km/h]	51.5	65.1	62.3	63.3	64.4	62.3	57.3						
Top Speed [km/h]	65.5	66.9	63.9	64.4	65.3	65.4	59.6						
Avg. Dist. to Rail [m]	3.9	3.4	6.0	7.6	3.0	0.8	0.3						
Avg. Stride Freq. [Hz]	2.5	2.5	2.4	2.4	2.5	2.5	2.4						
Avg. Stride Length [m]	5.7	6.8	6.6	6.6	7.1	6.9	6.7						





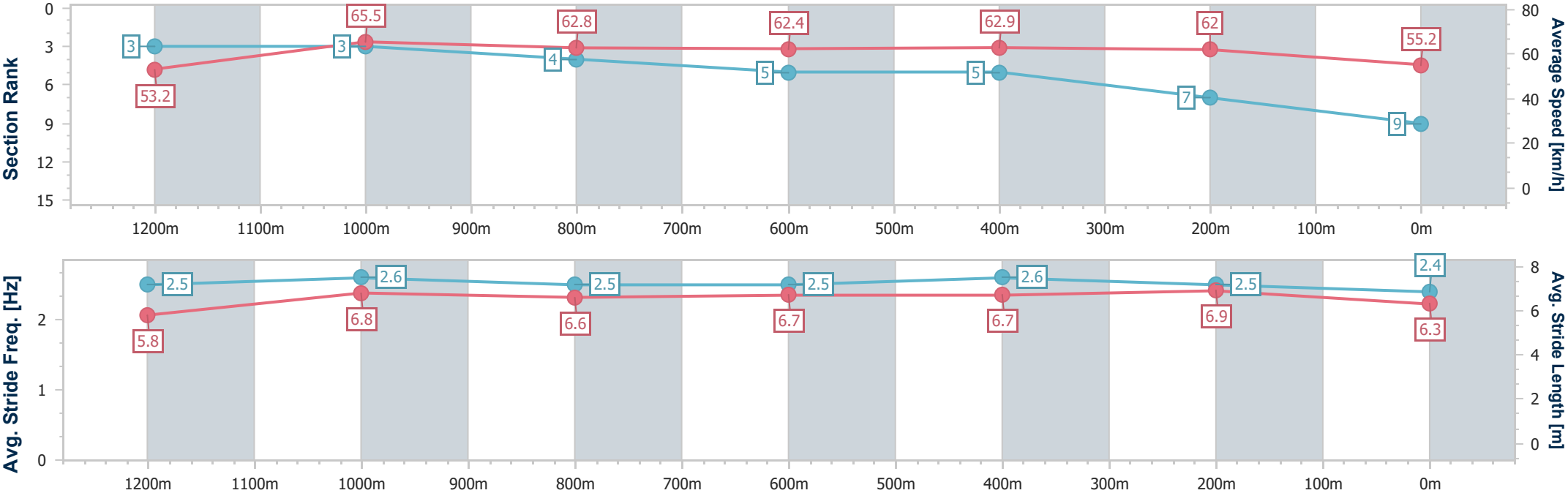
Horse/Jockey Name	Retainer
Final Rank	9
Fastest Section Time (Section)	0:11.06 (1200m)
Top Speed [km/h] (Section)	67.4 (Overall)
Race State	Finished



Eagle FarmProfessional
Race 7: XXXX GOLD BENCHMARK 65 Handicap - 1400m
28 January 2026 - 17:11
Track Rating: Good 4, Weather: Overcast, Rail Position: +8m Entire



Section	Overall	1200m	1000m	800m	600m	400m	200m						
Section Times	1:24.36 [9] (0:13.58)	1:10.78 [3] (0:11.06)	0:59.72 [3] (0:11.60)	0:48.12 [4] (0:11.83)	0:36.29 [5] (0:11.55)	0:24.74 [5] (0:11.62)	0:13.12 [7] (0:13.12)						
Average Speed [km/h]	53.2	65.5	62.8	62.4	62.9	62.0	55.2						
Top Speed [km/h]	67.4	67.4	64.3	62.7	63.9	63.8	58.9						
Avg. Dist. to Rail [m]	6.7	3.1	3.1	4.6	2.6	4.3	4.5						
Avg. Stride Freq. [Hz]	2.5	2.6	2.5	2.5	2.6	2.5	2.4						
Avg. Stride Length [m]	5.8	6.8	6.6	6.7	6.7	6.9	6.3						





Horse/Jockey Name	Skorpios Isle
Final Rank	10
Fastest Section Time (Section)	0:10.85 (1200m)
Top Speed [km/h] (Section)	67.7 (1200m)
Race State	Finished

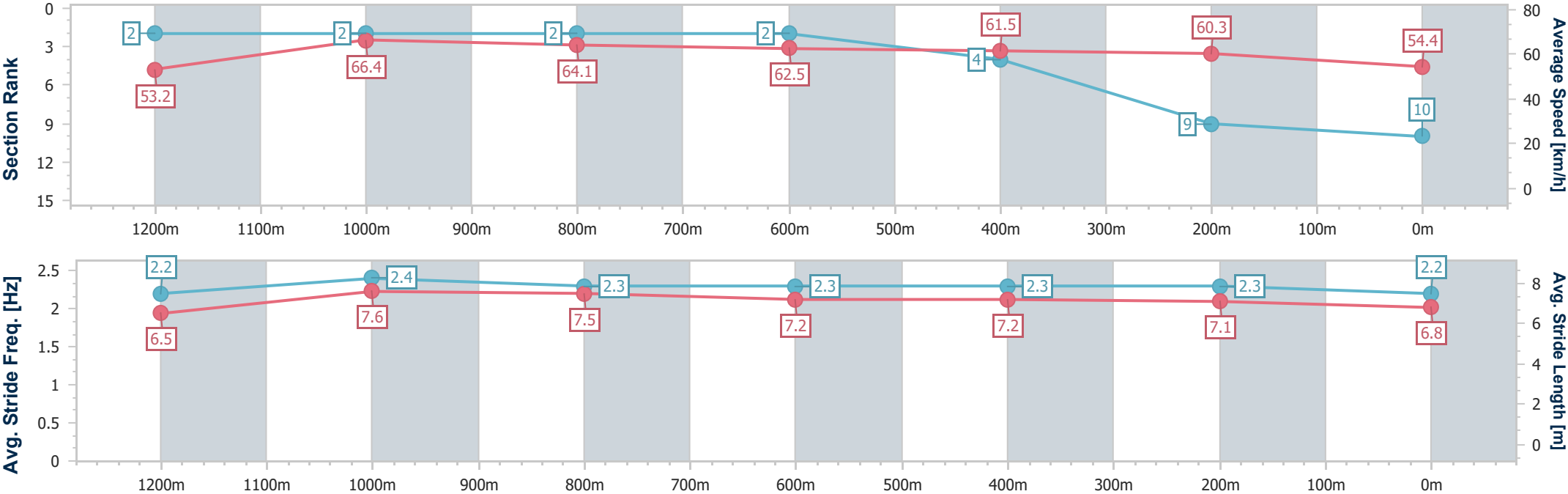


Eagle FarmProfessional
Race 7: XXXX GOLD BENCHMARK 65 Handicap - 1400m
28 January 2026 - 17:11
Track Rating: Good 4, Weather: Overcast, Rail Position: +8m Entire



BRISBANE
RACING CLUB

Section	Overall	1200m	1000m	800m	600m	400m	200m						
Section Times	1:24.75 [10] (0:13.54)	1:11.21 [2] (0:10.85)	1:00.36 [2] (0:11.36)	0:49.00 [2] (0:11.77)	0:37.23 [2] (0:11.92)	0:25.31 [4] (0:11.95)	0:13.36 [9] (0:13.36)						
Average Speed [km/h]	53.2	66.4	64.1	62.5	61.5	60.3	54.4						
Top Speed [km/h]	67.2	67.7	64.3	63.6	61.8	61.9	58.0						
Avg. Dist. to Rail [m]	5.0	1.3	1.9	5.2	4.1	6.2	7.4						
Avg. Stride Freq. [Hz]	2.2	2.4	2.3	2.3	2.3	2.3	2.2						
Avg. Stride Length [m]	6.5	7.6	7.5	7.2	7.2	7.1	6.8						





Eagle Farm Professional

Race 8: LADBROKES MATES MODE Class 1 Handicap - 1840m

28 January 2026 - 17:46



BRISBANE
RACING CLUB

Track Rating: Good 4, Weather: Overcast, Rail Position: +8m Entire

Section					Overall	1600m	1400m	1200m	1000m	800m	600m	Last 600m		
Field Times					1:52.97 (0:16.44)	1:36.53 (0:11.53)	1:25.00 (0:11.68)	1:13.32 (0:12.24)	1:01.08 (0:12.82)	0:48.26 (0:12.58)	0:35.68 (0:11.82)	0:35.68		
Rank	TAB	Horse/Jockey	Barrier	Top Speed [km/h]	Fastest Section									Distance Travelled [m]
1	2	PROCHESTER	2	65.6	0:11.36	1:52.97 [1]	1:36.07 [6]	1:24.54 [6]	1:12.55 [6]	1:00.31 [5]	0:47.68 [5]	0:35.18 [5]	0:35.18	
		Damien Thornton		600m	400m	(0:16.90)	(0:11.53)	(0:11.99)	(0:12.24)	(0:12.63)	(0:12.50)	(0:11.57)		
2	1	HOT MAJESTY	7	64.9	0:11.29	1:53.06 [2]	1:35.74 [10]	1:24.07 [9]	1:12.13 [9]	1:00.03 [9]	0:47.32 [9]	0:34.89 [9]	0:34.89	+5
		Ben Thompson		400m	400m	(0:17.32)	(0:11.67)	(0:11.94)	(0:12.10)	(0:12.71)	(0:12.43)	(0:11.55)		
3	5	SEXY TIME	11	63.9	0:11.51	1:53.30 [3]	1:36.70 [4]	1:25.19 [4]	1:13.65 [1]	1:01.41 [1]	0:48.59 [1]	0:36.01 [1]	0:36.01	+3
		Ryan Maloney		1600m	1600m	(0:16.60)	(0:11.51)	(0:11.54)	(0:12.24)	(0:12.82)	(0:12.58)	(0:11.82)		
4	7	TAP HIGH	6	64.7	0:11.37	1:53.46 [4]	1:36.00 [11]	1:24.18 [11]	1:12.27 [11]	1:00.17 [10]	0:47.62 [10]	0:35.17 [10]	0:35.17	+1
		Vlad Duric		400m	400m	(0:17.46)	(0:11.82)	(0:11.91)	(0:12.10)	(0:12.55)	(0:12.45)	(0:11.53)		
5	13	QUICK SHOT	3	63.6	0:11.53	1:53.49 [5]	1:37.05 [1]	1:25.52 [1]	1:13.59 [2]	1:01.26 [3]	0:48.47 [3]	0:35.96 [3]	0:35.96	+0
		Chelsea Baker		Overall	1600m	(0:16.44)	(0:11.53)	(0:11.93)	(0:12.33)	(0:12.79)	(0:12.51)	(0:11.95)		
6	10	HAMILTON BROWN	4	64.3	0:11.61	1:53.84 [6]	1:36.85 [7]	1:25.24 [7]	1:13.17 [7]	1:00.94 [7]	0:48.26 [7]	0:35.85 [7]	0:35.85	-1
		Daniel Moor		1600m	1600m	(0:16.99)	(0:11.61)	(0:12.07)	(0:12.23)	(0:12.68)	(0:12.41)	(0:11.84)		
7	12	DIOSA	1	64.1	0:11.56	1:53.92 [7]	1:37.14 [5]	1:25.58 [5]	1:13.59 [5]	1:01.21 [6]	0:48.47 [6]	0:36.08 [6]	0:36.08	+1
		Ron Stewart		1600m	1600m	(0:16.78)	(0:11.56)	(0:11.99)	(0:12.38)	(0:12.74)	(0:12.39)	(0:11.98)		
8	9	IN SOCIETY	10	64.4	0:11.45	1:54.07 [8]	1:36.83 [9]	1:24.92 [10]	1:12.93 [10]	1:00.73 [11]	0:47.95 [11]	0:35.55 [11]	0:35.55	+7
		Brandon Lerena		600m	400m	(0:17.24)	(0:11.91)	(0:11.99)	(0:12.20)	(0:12.78)	(0:12.40)	(0:11.61)		
9	6	ARTSPACE	9	64.0	0:11.45	1:54.52 [9]	1:37.96 [3]	1:26.51 [2]	1:14.59 [3]	1:02.37 [2]	0:49.64 [2]	0:37.02 [2]	0:37.02	+6
		Corey Sutherland		1600m	1600m	(0:16.56)	(0:11.45)	(0:11.92)	(0:12.22)	(0:12.73)	(0:12.62)	(0:12.13)		
10	8	COOL RUNNING	5	62.7	0:11.77	1:54.77 [10]	1:37.76 [8]	1:25.99 [8]	1:14.06 [8]	1:01.83 [8]	0:49.18 [8]	0:36.69 [8]	0:36.69	+9
		Angela Jones		1400m	1600m	(0:17.01)	(0:11.77)	(0:11.93)	(0:12.23)	(0:12.65)	(0:12.49)	(0:11.98)		

Scratched: Blueprint (#14), Frijoles (#15), Banxi (#3), Cigar Man (#4)

Report Created: Wed 28 January 2026 18:03 GMT+ (Note: Timing is based on position data)

Page 1/15

[] Ranking at each section and finish
-:-:- No data available at this section
NA No data available

SCN Saddle cloth number
DNF Did not finish
DNT Did not track

data processed by  TRIPLESDATA



Eagle Farm Professional

Race 8: LADBROKES MATES MODE Class 1 Handicap - 1840m

28 January 2026 - 17:46



BRISBANE
RACING CLUB

Track Rating: Good 4, Weather: Overcast, Rail Position: +8m Entire

Section						Overall	1600m	1400m	1200m	1000m	800m	600m	Last 600m		
Field Times						1:52.97 (0:16.44)	1:36.53 (0:11.53)	1:25.00 (0:11.68)	1:13.32 (0:12.24)	1:01.08 (0:12.82)	0:48.26 (0:12.58)	0:35.68 (0:11.82)	0:35.68		
Rank	TAB	Horse/Jockey	Barrier	Top Speed [km/h]	Fastest Section										Distance Travelled [m]
11	11	ESPOIR DA TAP	8	63.1	0:11.63	1:55.53 [11]	1:39.06 [2]	1:27.43 [3]	1:15.38 [4]	1:03.16 [4]	0:50.45 [4]	0:37.91 [4]	0:37.91	+8	
		Mark Du Plessis		1600m	1600m	(0:16.47)	(0:11.63)	(0:12.05)	(0:12.22)	(0:12.71)	(0:12.54)	(0:12.01)			

Scratched: Blueprint (#14), Frijoles (#15), Banxi (#3), Cigar Man (#4)



Eagle Farm Professional

Race 8: LADBROKES MATES MODE Class 1 Handicap - 1840m

28 January 2026 - 17:46



BRISBANE
RACING CLUB

Track Rating: Good 4, Weather: Overcast, Rail Position: +8m Entire

Section		Field Times		400m		200m		Last 600m	
				0:23.86 (0:11.61)		0:12.25 (0:12.25)		0:35.68	
Rank	TAB	Horse/Jockey	Barrier	Top Speed [km/h]	Fastest Section	Margin		Distance Travelled [m]	
1	2	PROCHESTER	2	65.6	0:11.36	0:23.61 [2]	0:12.25 [1]	1:52.97	0:35.18
		Damien Thornton		600m	400m	(0:11.36)	(0:12.25)		
2	1	HOT MAJESTY	7	64.9	0:11.29	0:23.34 [6]	0:12.05 [3]	0.53L	0:34.89 +5
		Ben Thompson		400m	400m	(0:11.29)	(0:12.05)		
3	5	SEXY TIME	11	63.9	0:11.51	0:24.19 [1]	0:12.54 [2]	1.96L	0:36.01 +3
		Ryan Maloney		1600m	1600m	(0:11.65)	(0:12.54)		
4	7	TAP HIGH	6	64.7	0:11.37	0:23.64 [7]	0:12.27 [5]	2.88L	0:35.17 +1
		Vlad Duric		400m	400m	(0:11.37)	(0:12.27)		
5	13	QUICK SHOT	3	63.6	0:11.53	0:24.01 [3]	0:12.43 [4]	3.05L	0:35.96 +0
		Chelsea Baker		Overall	1600m	(0:11.58)	(0:12.43)		
6	10	HAMILTON BROWN	4	64.3	0:11.61	0:24.01 [9]	0:12.30 [7]	5.16L	0:35.85 -1
		Daniel Moor		1600m	1600m	(0:11.71)	(0:12.30)		
7	12	DIOSA	1	64.1	0:11.56	0:24.10 [7]	0:12.49 [6]	5.59L	0:36.08 +1
		Ron Stewart		1600m	1600m	(0:11.61)	(0:12.49)		
8	9	IN SOCIETY	10	64.4	0:11.45	0:23.94 [11]	0:12.49 [9]	6.5L	0:35.55 +7
		Brandon Lerena		600m	400m	(0:11.45)	(0:12.49)		
9	6	ARTSPACE	9	64.0	0:11.45	0:24.89 [4]	0:12.95 [8]	9.16L	0:37.02 +6
		Corey Sutherland		1600m	1600m	(0:11.94)	(0:12.95)		
10	8	COOL RUNNING	5	62.7	0:11.77	0:24.71 [10]	0:12.76 [11]	10.58L	0:36.69 +9
		Angela Jones		1400m	1600m	(0:11.95)	(0:12.76)		

Scratched: Blueprint (#14), Frijoles (#15), Banxi (#3), Cigar Man (#4)



Eagle Farm Professional

Race 8: LADBROKES MATES MODE Class 1 Handicap - 1840m

28 January 2026 - 17:46



BRISBANE
RACING CLUB

Track Rating: Good 4, Weather: Overcast, Rail Position: +8m Entire

Section		400m		200m		Last 600m	
Field Times		0:23.86 (0:11.61)		0:12.25 (0:12.25)		0:35.68	
Rank	TAB Horse/Jockey	Barrier	Top Speed [km/h]	Fastest Section	Margin		Distance Travelled [m]
11	11 ESPOIR DA TAP	8	63.1	0:11.63	0:25.90 [5]	0:13.77 [10]	15.05L
	Mark Du Plessis		1600m	1600m	(0:12.13)	(0:13.77)	

Scratched: Blueprint (#14), Frijoles (#15), Banxi (#3), Cigar Man (#4)



Horse/Jockey Name	Prochester
Final Rank	1
Fastest Section Time (Section)	0:11.36 (400m)
Top Speed [km/h] (Section)	65.6 (600m)
Race State	Finished

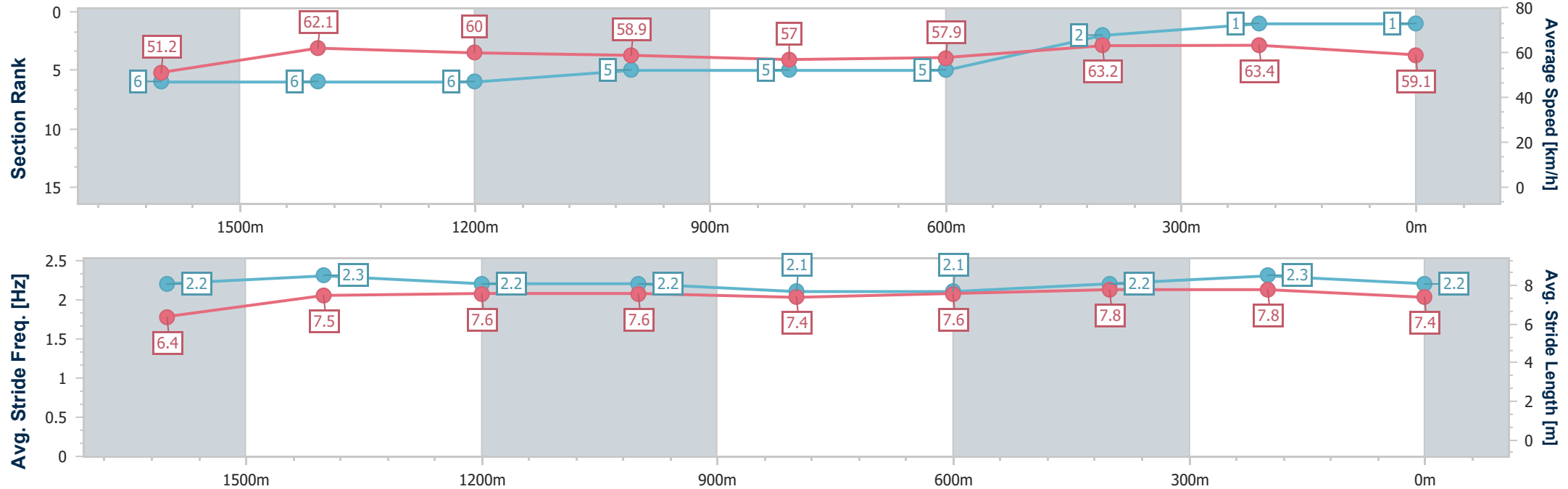


Eagle FarmProfessional
Race 8: LADBROKES MATES MODE Class 1 Handicap - 1840m
28 January 2026 - 17:46
Track Rating: Good 4, Weather: Overcast, Rail Position: +8m Entire



BRISBANE
RACING CLUB

Section	Overall	1600m	1400m	1200m	1000m	800m	600m	400m	200m				
Section Times	1:52.97 [1] (0:16.90)	1:36.07 [6] (0:11.53)	1:24.54 [6] (0:11.99)	1:12.55 [6] (0:12.24)	1:00.31 [5] (0:12.63)	0:47.68 [5] (0:12.50)	0:35.18 [5] (0:11.57)	0:23.61 [2] (0:11.36)	0:12.25 [1] (0:12.25)				
Average Speed [km/h]	51.2	62.1	60.0	58.9	57.0	57.9	63.2	63.4	59.1				
Top Speed [km/h]	61.9	62.7	62.9	60.5	58.1	60.4	65.6	64.9	61.2				
Avg. Dist. to Rail [m]	1.8	1.4	1.5	0.9	0.8	1.5	2.5	3.4	3.6				
Avg. Stride Freq. [Hz]	2.2	2.3	2.2	2.2	2.1	2.1	2.2	2.3	2.2				
Avg. Stride Length [m]	6.4	7.5	7.6	7.6	7.4	7.6	7.8	7.8	7.4				



[] Ranking at each section and finish
-.-.- No data available at this section
NA No data available



Horse/Jockey Name	Hot Majesty
Final Rank	2
Fastest Section Time (Section)	0:11.29 (400m)
Top Speed [km/h] (Section)	64.9 (400m)
Race State	Finished

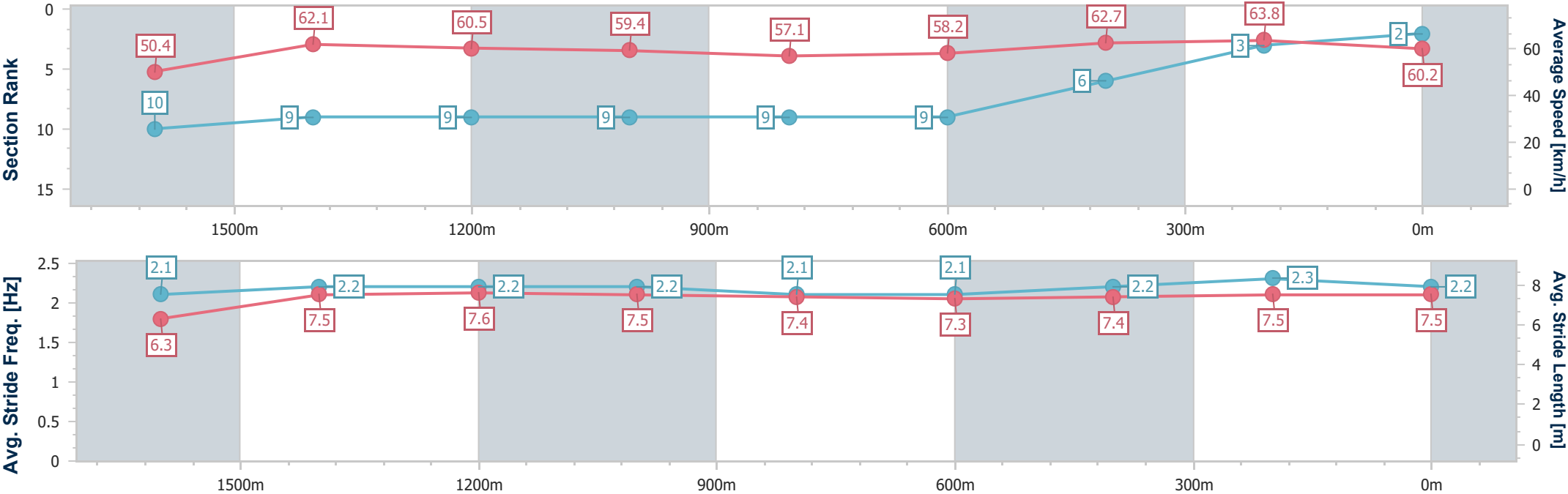


Eagle FarmProfessional
Race 8: LADBROKES MATES MODE Class 1 Handicap - 1840m
28 January 2026 - 17:46
Track Rating: Good 4, Weather: Overcast, Rail Position: +8m Entire



BRISBANE
RACING CLUB

Section	Overall	1600m	1400m	1200m	1000m	800m	600m	400m	200m				
Section Times	1:53.06 [2] (0:17.32)	1:35.74 [10] (0:11.67)	1:24.07 [9] (0:11.94)	1:12.13 [9] (0:12.10)	1:00.03 [9] (0:12.71)	0:47.32 [9] (0:12.43)	0:34.89 [9] (0:11.55)	0:23.34 [6] (0:11.29)	0:12.05 [3] (0:12.05)				
Average Speed [km/h]	50.4	62.1	60.5	59.4	57.1	58.2	62.7	63.8	60.2				
Top Speed [km/h]	62.4	63.6	63.2	60.7	58.7	60.8	63.8	64.9	62.1				
Avg. Dist. to Rail [m]	4.8	2.1	1.5	1.6	1.3	0.7	1.1	4.2	4.3				
Avg. Stride Freq. [Hz]	2.1	2.2	2.2	2.2	2.1	2.1	2.2	2.3	2.2				
Avg. Stride Length [m]	6.3	7.5	7.6	7.5	7.4	7.3	7.4	7.5	7.5				





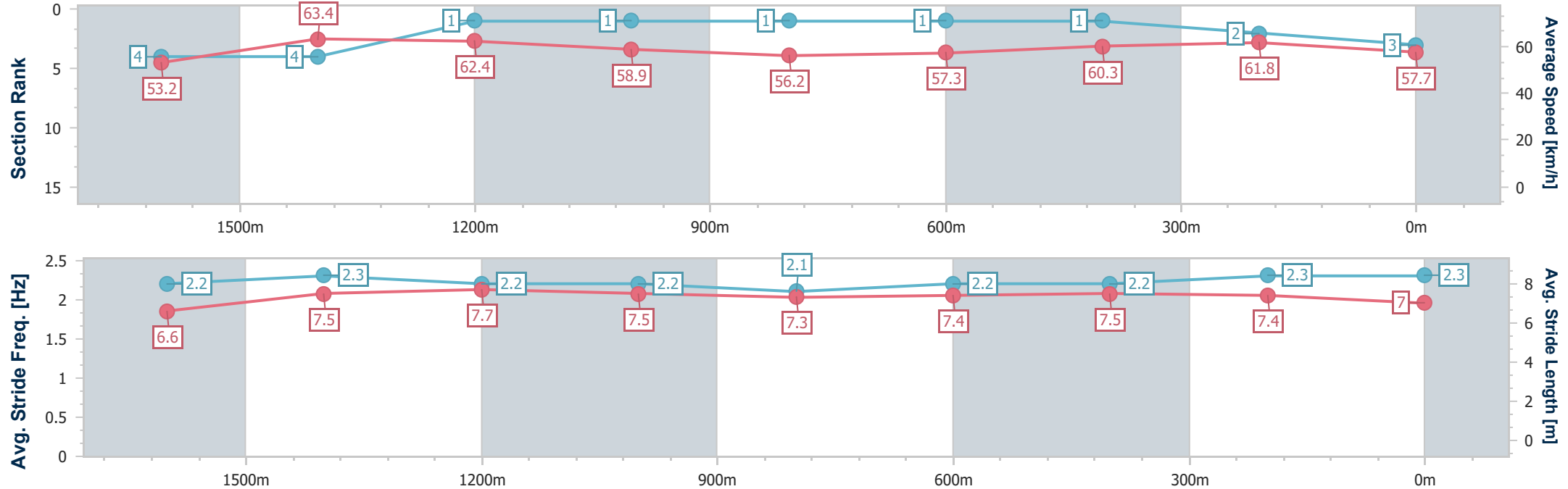
Horse/Jockey Name	Sexy Time
Final Rank	3
Fastest Section Time (Section)	0:11.51 (1600m)
Top Speed [km/h] (Section)	63.9 (1600m)
Race State	Finished



Eagle FarmProfessional
Race 8: LADBROKES MATES MODE Class 1 Handicap - 1840m
28 January 2026 - 17:46
Track Rating: Good 4, Weather: Overcast, Rail Position: +8m Entire



Section	Overall	1600m	1400m	1200m	1000m	800m	600m	400m	200m				
Section Times	1:53.30 [3] (0:16.60)	1:36.70 [4] (0:11.51)	1:25.19 [4] (0:11.54)	1:13.65 [1] (0:12.24)	1:01.41 [1] (0:12.82)	0:48.59 [1] (0:12.58)	0:36.01 [1] (0:11.82)	0:24.19 [1] (0:11.65)	0:12.54 [2] (0:12.54)				
Average Speed [km/h]	53.2	63.4	62.4	58.9	56.2	57.3	60.3	61.8	57.7				
Top Speed [km/h]	62.5	63.9	63.7	61.1	57.0	58.1	62.3	62.6	60.4				
Avg. Dist. to Rail [m]	7.7	3.0	2.7	1.5	0.8	0.6	1.9	0.5	0.5				
Avg. Stride Freq. [Hz]	2.2	2.3	2.2	2.2	2.1	2.2	2.2	2.3	2.3				
Avg. Stride Length [m]	6.6	7.5	7.7	7.5	7.3	7.4	7.5	7.4	7.0				



[] Ranking at each section and finish
-.-.- No data available at this section
NA No data available



Horse/Jockey Name	Tap High
Final Rank	4
Fastest Section Time (Section)	0:11.37 (400m)
Top Speed [km/h] (Section)	64.7 (400m)
Race State	Finished



Eagle FarmProfessional



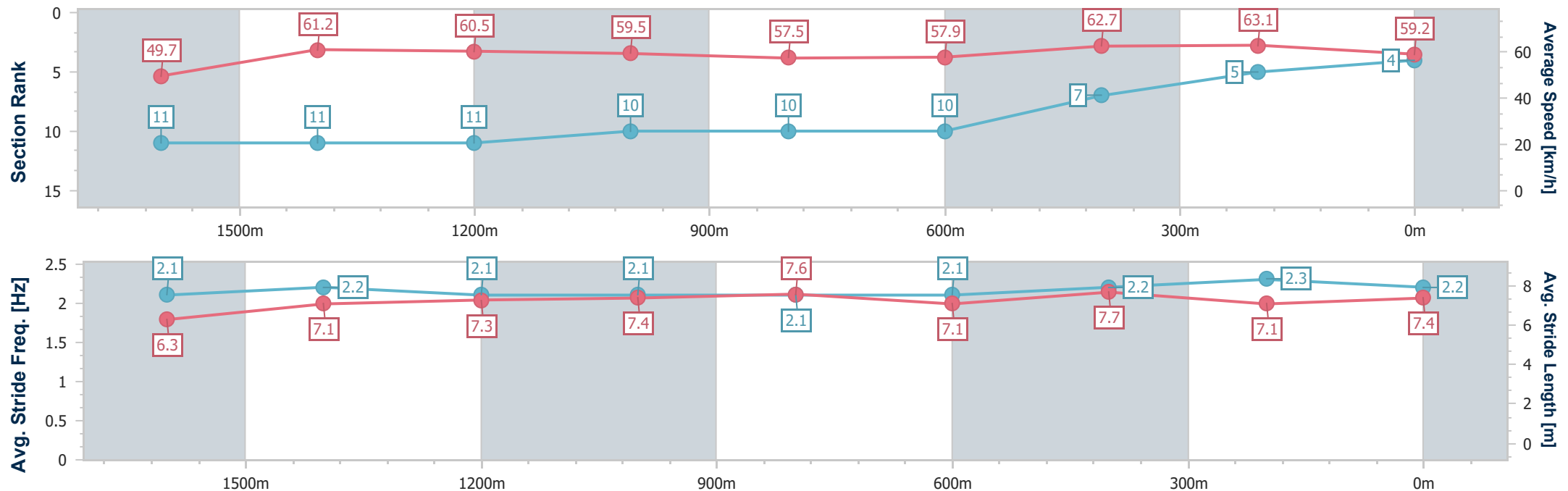
Race 8: LADBROKES MATES MODE Class 1 Handicap - 1840m

28 January 2026 - 17:46

BRISBANE
RACING CLUB

Track Rating: Good 4, Weather: Overcast, Rail Position: +8m Entire

Section	Overall	1600m	1400m	1200m	1000m	800m	600m	400m	200m				
Section Times	1:53.46 [4] (0:17.46)	1:36.00 [11] (0:11.82)	1:24.18 [11] (0:11.91)	1:12.27 [11] (0:12.10)	1:00.17 [10] (0:12.55)	0:47.62 [10] (0:12.45)	0:35.17 [10] (0:11.53)	0:23.64 [7] (0:11.37)	0:12.27 [5] (0:12.27)				
Average Speed [km/h]	49.7	61.2	60.5	59.5	57.5	57.9	62.7	63.1	59.2				
Top Speed [km/h]	60.7	61.9	62.8	60.6	59.4	61.8	64.2	64.7	61.7				
Avg. Dist. to Rail [m]	3.0	1.1	0.8	0.7	0.6	0.9	0.7	2.7	3.0				
Avg. Stride Freq. [Hz]	2.1	2.2	2.1	2.1	2.1	2.1	2.2	2.3	2.2				
Avg. Stride Length [m]	6.3	7.1	7.3	7.4	7.6	7.1	7.7	7.1	7.4				

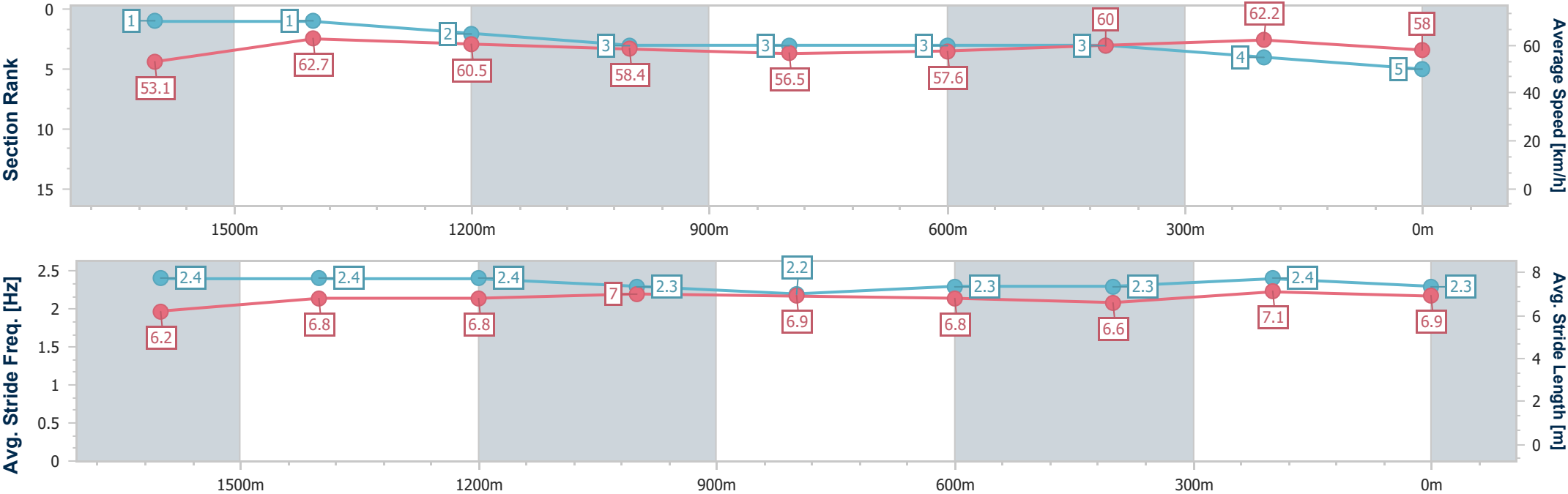




Horse/Jockey Name	Quick Shot
Final Rank	5
Fastest Section Time (Section)	0:11.53 (1600m)
Top Speed [km/h] (Section)	63.6 (Overall)
Race State	Finished



Section	Overall	1600m	1400m	1200m	1000m	800m	600m	400m	200m				
Section Times	1:53.49 [5] (0:16.44)	1:37.05 [1] (0:11.53)	1:25.52 [1] (0:11.93)	1:13.59 [2] (0:12.33)	1:01.26 [3] (0:12.79)	0:48.47 [3] (0:12.51)	0:35.96 [3] (0:11.95)	0:24.01 [3] (0:11.58)	0:12.43 [4] (0:12.43)				
Average Speed [km/h]	53.1	62.7	60.5	58.4	56.5	57.6	60.0	62.2	58.0				
Top Speed [km/h]	63.6	63.5	61.9	59.5	57.2	58.8	62.2	62.7	60.8				
Avg. Dist. to Rail [m]	3.4	1.5	1.9	1.7	0.9	0.2	0.7	0.2	0.2				
Avg. Stride Freq. [Hz]	2.4	2.4	2.4	2.3	2.2	2.3	2.3	2.4	2.3				
Avg. Stride Length [m]	6.2	6.8	6.8	7.0	6.9	6.8	6.6	7.1	6.9				





Horse/Jockey Name	Hamilton Brown
Final Rank	6
Fastest Section Time (Section)	0:11.61 (1600m)
Top Speed [km/h] (Section)	64.3 (1600m)
Race State	Finished

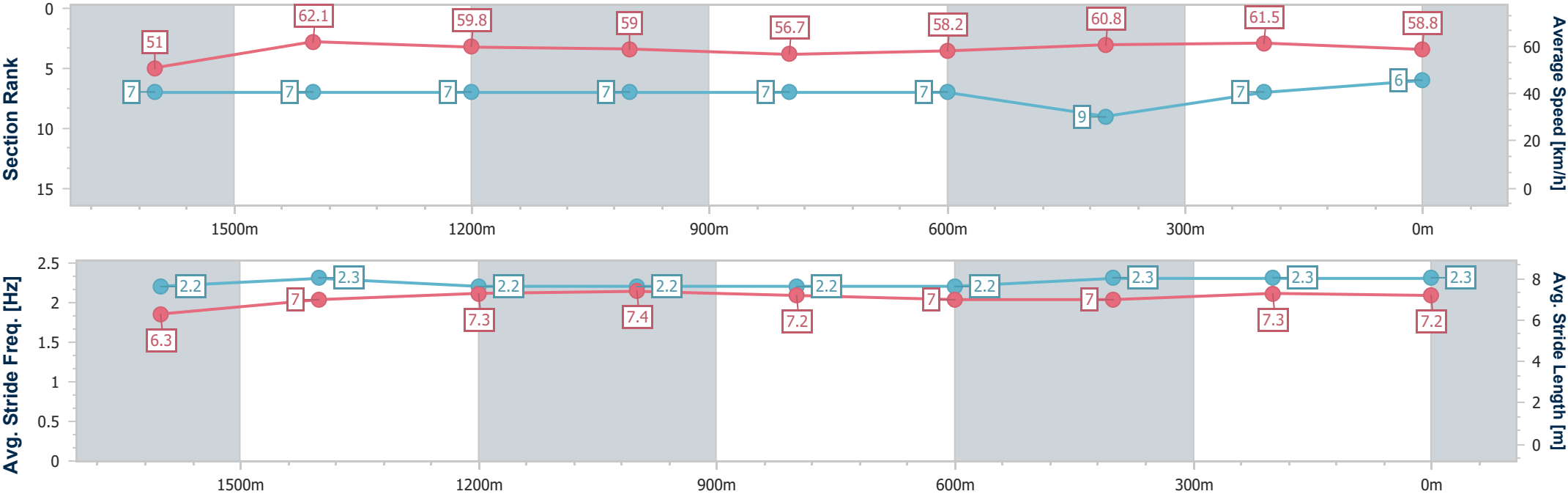


Eagle FarmProfessional
Race 8: LADBROKES MATES MODE Class 1 Handicap - 1840m
28 January 2026 - 17:46
Track Rating: Good 4, Weather: Overcast, Rail Position: +8m Entire



BRISBANE
RACING CLUB

Section	Overall	1600m	1400m	1200m	1000m	800m	600m	400m	200m				
Section Times	1:53.84 [6] (0:16.99)	1:36.85 [7] (0:11.61)	1:25.24 [7] (0:12.07)	1:13.17 [7] (0:12.23)	1:00.94 [7] (0:12.68)	0:48.26 [7] (0:12.41)	0:35.85 [7] (0:11.84)	0:24.01 [9] (0:11.71)	0:12.30 [7] (0:12.30)				
Average Speed [km/h]	51.0	62.1	59.8	59.0	56.7	58.2	60.8	61.5	58.8				
Top Speed [km/h]	62.0	64.3	62.3	60.7	58.1	60.7	63.0	63.0	60.9				
Avg. Dist. to Rail [m]	2.4	0.6	0.7	0.9	0.5	0.3	0.3	0.4	0.7				
Avg. Stride Freq. [Hz]	2.2	2.3	2.2	2.2	2.2	2.2	2.3	2.3	2.3				
Avg. Stride Length [m]	6.3	7.0	7.3	7.4	7.2	7.0	7.0	7.3	7.2				





Horse/Jockey Name	Diosa
Final Rank	7
Fastest Section Time (Section)	0:11.56 (1600m)
Top Speed [km/h] (Section)	64.1 (1600m)
Race State	Finished

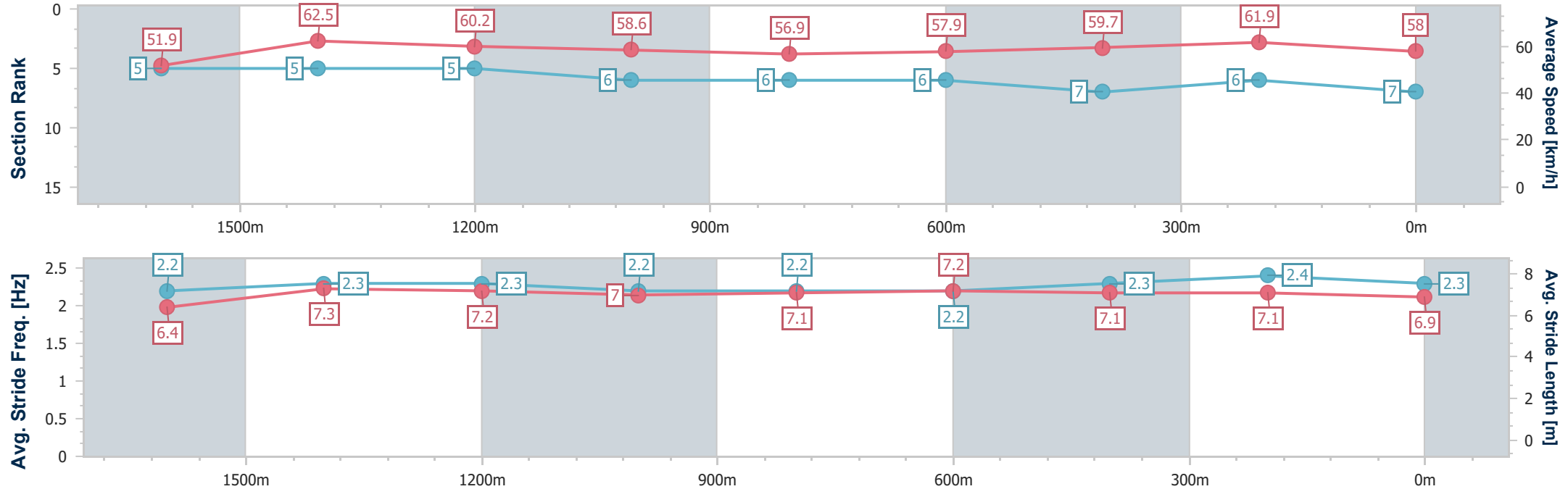


Eagle FarmProfessional
Race 8: LADBROKES MATES MODE Class 1 Handicap - 1840m
28 January 2026 - 17:46
Track Rating: Good 4, Weather: Overcast, Rail Position: +8m Entire



BRISBANE
RACING CLUB

Section	Overall	1600m	1400m	1200m	1000m	800m	600m	400m	200m				
Section Times	1:53.92 [7] (0:16.78)	1:37.14 [5] (0:11.56)	1:25.58 [5] (0:11.99)	1:13.59 [5] (0:12.38)	1:01.21 [6] (0:12.74)	0:48.47 [6] (0:12.39)	0:36.08 [6] (0:11.98)	0:24.10 [7] (0:11.61)	0:12.49 [6] (0:12.49)				
Average Speed [km/h]	51.9	62.5	60.2	58.6	56.9	57.9	59.7	61.9	58.0				
Top Speed [km/h]	61.1	64.1	62.4	60.6	58.2	59.1	61.6	62.9	60.5				
Avg. Dist. to Rail [m]	2.0	2.0	3.1	3.6	1.3	0.6	1.3	0.5	0.7				
Avg. Stride Freq. [Hz]	2.2	2.3	2.3	2.2	2.2	2.2	2.3	2.4	2.3				
Avg. Stride Length [m]	6.4	7.3	7.2	7.0	7.1	7.2	7.1	7.1	6.9				

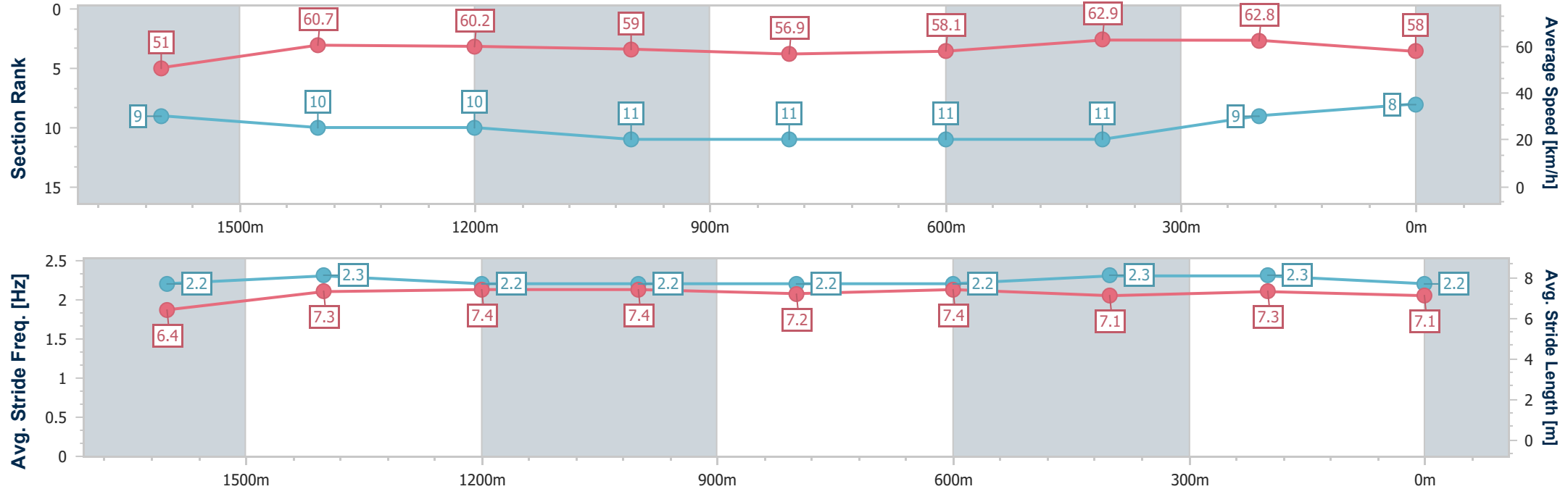




Horse/Jockey Name	In Society
Final Rank	8
Fastest Section Time (Section)	0:11.45 (400m)
Top Speed [km/h] (Section)	64.4 (600m)
Race State	Finished



Section	Overall	1600m	1400m	1200m	1000m	800m	600m	400m	200m				
Section Times	1:54.07 [8] (0:17.24)	1:36.83 [9] (0:11.91)	1:24.92 [10] (0:11.99)	1:12.93 [10] (0:12.20)	1:00.73 [11] (0:12.78)	0:47.95 [11] (0:12.40)	0:35.55 [11] (0:11.61)	0:23.94 [11] (0:11.45)	0:12.49 [9] (0:12.49)				
Average Speed [km/h]	51.0	60.7	60.2	59.0	56.9	58.1	62.9	62.8	58.0				
Top Speed [km/h]	61.3	62.5	62.6	61.1	58.5	61.2	64.4	64.2	60.2				
Avg. Dist. to Rail [m]	6.1	1.6	0.8	1.9	1.7	0.4	2.3	6.1	6.0				
Avg. Stride Freq. [Hz]	2.2	2.3	2.2	2.2	2.2	2.2	2.3	2.3	2.2				
Avg. Stride Length [m]	6.4	7.3	7.4	7.4	7.2	7.4	7.1	7.3	7.1				





Horse/Jockey Name	Artspace
Final Rank	9
Fastest Section Time (Section)	0:11.45 (1600m)
Top Speed [km/h] (Section)	64.0 (1600m)
Race State	Finished

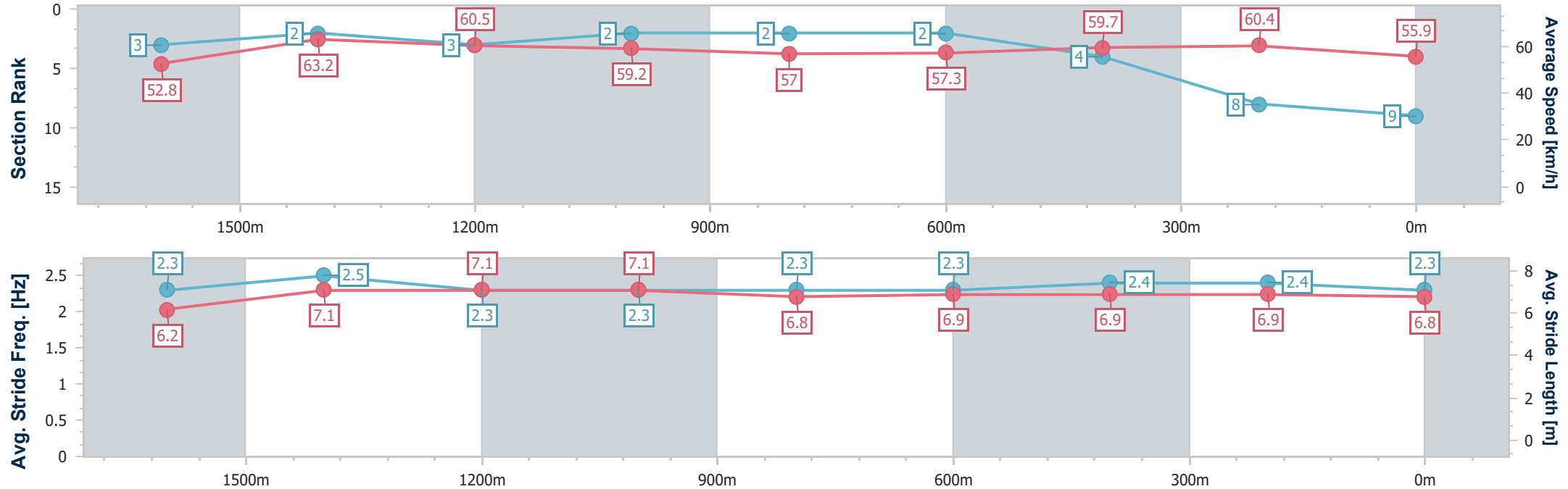


Eagle FarmProfessional
Race 8: LADBROKES MATES MODE Class 1 Handicap - 1840m
28 January 2026 - 17:46
Track Rating: Good 4, Weather: Overcast, Rail Position: +8m Entire



BRISBANE
RACING CLUB

Section	Overall	1600m	1400m	1200m	1000m	800m	600m	400m	200m				
Section Times	1:54.52 [9] (0:16.56)	1:37.96 [3] (0:11.45)	1:26.51 [2] (0:11.92)	1:14.59 [3] (0:12.22)	1:02.37 [2] (0:12.73)	0:49.64 [2] (0:12.62)	0:37.02 [2] (0:12.13)	0:24.89 [4] (0:11.94)	0:12.95 [8] (0:12.95)				
Average Speed [km/h]	52.8	63.2	60.5	59.2	57.0	57.3	59.7	60.4	55.9				
Top Speed [km/h]	63.4	64.0	62.7	60.2	57.8	58.3	61.2	61.4	58.2				
Avg. Dist. to Rail [m]	5.2	1.7	0.9	1.8	1.5	1.8	1.3	1.9	2.2				
Avg. Stride Freq. [Hz]	2.3	2.5	2.3	2.3	2.3	2.3	2.4	2.4	2.3				
Avg. Stride Length [m]	6.2	7.1	7.1	7.1	6.8	6.9	6.9	6.9	6.8				





Horse/Jockey Name	Cool Running
Final Rank	10
Fastest Section Time (Section)	0:11.77 (1600m)
Top Speed [km/h] (Section)	62.7 (1400m)
Race State	Finished

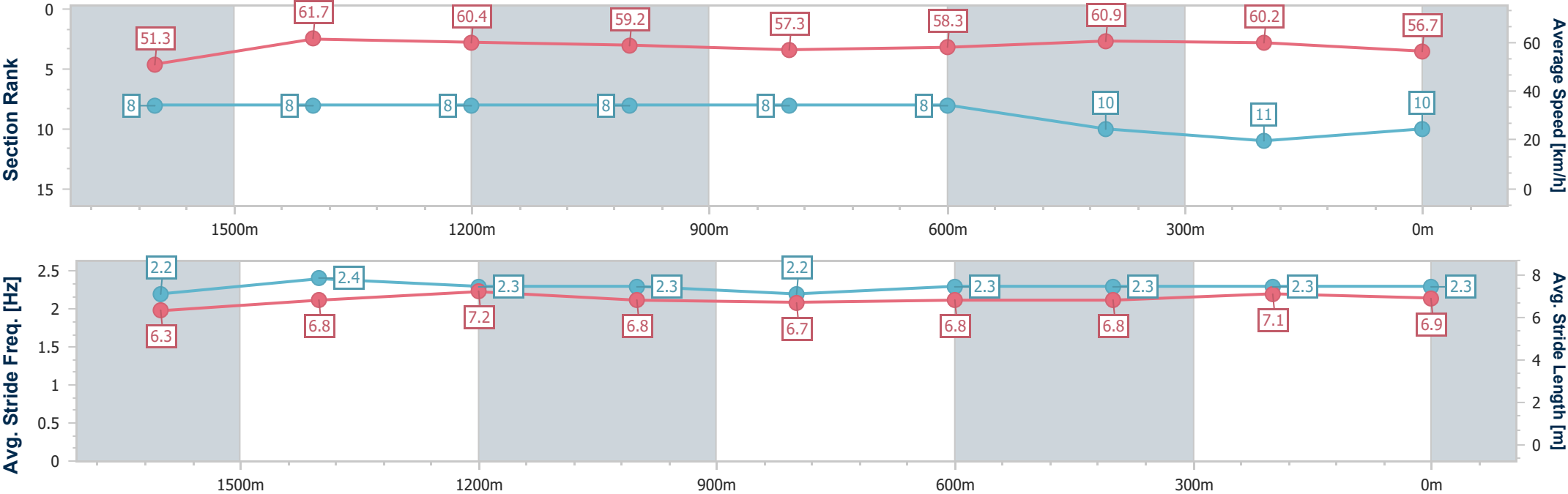


Eagle Farm Professional
Race 8: LADBROKES MATES MODE Class 1 Handicap - 1840m
28 January 2026 - 17:46
Track Rating: Good 4, Weather: Overcast, Rail Position: +8m Entire



BRISBANE
RACING CLUB

Section	Overall	1600m	1400m	1200m	1000m	800m	600m	400m	200m				
Section Times	1:54.77 [10] (0:17.01)	1:37.76 [8] (0:11.77)	1:25.99 [8] (0:11.93)	1:14.06 [8] (0:12.23)	1:01.83 [8] (0:12.65)	0:49.18 [8] (0:12.49)	0:36.69 [8] (0:11.98)	0:24.71 [10] (0:11.95)	0:12.76 [11] (0:12.76)				
Average Speed [km/h]	51.3	61.7	60.4	59.2	57.3	58.3	60.9	60.2	56.7				
Top Speed [km/h]	61.9	62.6	62.7	61.0	58.6	60.2	62.1	61.6	59.0				
Avg. Dist. to Rail [m]	4.2	2.5	2.3	2.5	2.3	1.7	2.7	4.7	4.9				
Avg. Stride Freq. [Hz]	2.2	2.4	2.3	2.3	2.2	2.3	2.3	2.3	2.3				
Avg. Stride Length [m]	6.3	6.8	7.2	6.8	6.7	6.8	6.8	7.1	6.9				



[] Ranking at each section and finish
-.-.- No data available at this section
NA No data available



Horse/Jockey Name	Espoir Da Tap
Final Rank	11
Fastest Section Time (Section)	0:11.63 (1600m)
Top Speed [km/h] (Section)	63.1 (1600m)
Race State	Finished



Section	Overall	1600m	1400m	1200m	1000m	800m	600m	400m	200m				
Section Times	1:55.53 [11] (0:16.47)	1:39.06 [2] (0:11.63)	1:27.43 [3] (0:12.05)	1:15.38 [4] (0:12.22)	1:03.16 [4] (0:12.71)	0:50.45 [4] (0:12.54)	0:37.91 [4] (0:12.01)	0:25.90 [5] (0:12.13)	0:13.77 [10] (0:13.77)				
Average Speed [km/h]	52.9	62.3	60.0	58.8	57.4	58.3	60.4	59.2	52.7				
Top Speed [km/h]	62.5	63.1	62.6	60.7	59.0	59.8	61.3	61.4	56.9				
Avg. Dist. to Rail [m]	4.5	2.2	2.3	2.5	2.5	2.5	2.0	2.6	2.3				
Avg. Stride Freq. [Hz]	2.3	2.3	2.2	2.2	2.2	2.2	2.3	2.3	2.2				
Avg. Stride Length [m]	6.1	7.0	7.4	7.4	7.0	6.9	6.9	6.8	6.6				

