



DoombenProfessional

Race 1: RACECOURSE VILLAGE Maiden Handicap - 1650m

29 January 2026 - 13:40



BRISBANE
RACING CLUB

Track Rating: Soft 5, Weather: Fine, Rail Position: +7.5m Entire

Section						Overall	1400m	1200m	1000m	800m	600m	400m	Last 600m		
Field Times						1:41.44 (0:17.28)	1:24.16 (0:11.95)	1:12.21 (0:12.47)	0:59.74 (0:12.41)	0:47.33 (0:12.52)	0:34.81 (0:12.08)	0:22.73 (0:11.30)	0:34.81		
Rank	TAB	Horse/Jockey	Barrier	Top Speed [km/h]	Fastest Section										Distance Travelled [m]
1	5	KURITHEA	3	65.7	0:11.16	1:41.44 [1]	1:23.82 [3]	1:11.86 [4]	0:59.34 [4]	0:46.95 [4]	0:34.48 [4]	0:22.55 [3]	0:34.48		
		Ben Thompson		400m	400m	(0:17.62)	(0:11.96)	(0:12.52)	(0:12.39)	(0:12.47)	(0:11.93)	(0:11.16)			
2	2	FRENCH RIVIERA	7	65.2	0:11.28	1:41.50 [2]	1:23.98 [2]	1:12.08 [2]	0:59.64 [2]	0:47.20 [2]	0:34.75 [2]	0:22.77 [2]	0:34.75	-1	
		Jai Williams		400m	400m	(0:17.52)	(0:11.90)	(0:12.44)	(0:12.44)	(0:12.45)	(0:11.98)	(0:11.28)			
3	4	TINKLEJAZZ	2	65.6	0:11.22	1:41.82 [3]	1:24.11 [4]	1:12.26 [3]	0:59.81 [3]	0:47.36 [3]	0:34.89 [3]	0:22.79 [4]	0:34.89	-4	
		Ryan Maloney		400m	400m	(0:17.71)	(0:11.85)	(0:12.45)	(0:12.45)	(0:12.47)	(0:12.10)	(0:11.22)			
4	8	PROMISES MADE	5	65.5	0:11.22	1:41.91 [4]	1:23.80 [7]	1:11.82 [7]	0:59.24 [7]	0:46.83 [7]	0:34.41 [7]	0:22.62 [6]	0:34.41	+0	
		Damien Thornton		400m	400m	(0:18.11)	(0:11.98)	(0:12.58)	(0:12.41)	(0:12.42)	(0:11.79)	(0:11.22)			
5	3	SATURDAYS GIRL	4	65.8	0:11.11	1:41.92 [5]	1:23.90 [6]	1:12.03 [6]	0:59.41 [6]	0:46.95 [6]	0:34.60 [5]	0:22.80 [5]	0:34.60	-11	
		Kyle Wilson-Taylor		400m	400m	(0:18.02)	(0:11.87)	(0:12.62)	(0:12.46)	(0:12.35)	(0:11.80)	(0:11.11)			
6	1	FIREY TRUTH	6	64.1	0:11.51	1:42.25 [6]	1:24.97 [1]	1:13.02 [1]	1:00.55 [1]	0:48.14 [1]	0:35.62 [1]	0:23.54 [1]	0:35.62	-4	
		Andrew Mallyon		Overall	400m	(0:17.28)	(0:11.95)	(0:12.47)	(0:12.41)	(0:12.52)	(0:12.08)	(0:11.51)			
7	10	CYPHER PRINCE	1	62.9	0:11.64	1:43.12 [7]	1:25.17 [5]	1:13.27 [5]	1:00.76 [5]	0:48.23 [5]	0:35.76 [6]	0:23.71 [7]	0:35.76	-4	
		Brandon Lerena		400m	400m	(0:17.95)	(0:11.90)	(0:12.51)	(0:12.53)	(0:12.47)	(0:12.05)	(0:11.64)			

Scratched: Caramelfudgesundae (#9), Melaten (#6), Platypus (#7), Rocking Frocks (#11)



DoombenProfessional

Race 1: RACECOURSE VILLAGE Maiden Handicap - 1650m

29 January 2026 - 13:40



BRISBANE
RACING CLUB

Track Rating: Soft 5, Weather: Fine, Rail Position: +7.5m Entire

Section Field Times				200m 0:11.43 (0:11.43)				Last 600m 0:34.81	
Rank	TAB	Horse/Jockey	Barrier	Top Speed [km/h]	Fastest Section	Margin		Distance Travelled [m]	
1	5	KURITHEA	3	65.7	0:11.16	0:11.39 [2]	1:41.44	0:34.48	
		Ben Thompson		400m	400m	(0:11.39)			
2	2	FRENCH RIVIERA	7	65.2	0:11.28	0:11.49 [1]	0.4L	0:34.75	-1
		Jai Williams		400m	400m	(0:11.49)			
3	4	TINKLEJAZZ	2	65.6	0:11.22	0:11.57 [5]	2.24L	0:34.89	-4
		Ryan Maloney		400m	400m	(0:11.57)			
4	8	PROMISES MADE	5	65.5	0:11.22	0:11.40 [6]	2.8L	0:34.41	+0
		Damien Thornton		400m	400m	(0:11.40)			
5	3	SATURDAYS GIRL	4	65.8	0:11.11	0:11.69 [4]	2.83L	0:34.60	-11
		Kyle Wilson-Taylor		400m	400m	(0:11.69)			
6	1	FIREY TRUTH	6	64.1	0:11.51	0:12.03 [3]	4.81L	0:35.62	-4
		Andrew Mallyon		Overall	400m	(0:12.03)			
7	10	CYPHER PRINCE	1	62.9	0:11.64	0:12.07 [7]	9.88L	0:35.76	-4
		Brandon Lerena		400m	400m	(0:12.07)			

Scratched: Caramelfudgesundae (#9), Melaten (#6), Platypus (#7), Rocking Frocks (#11)



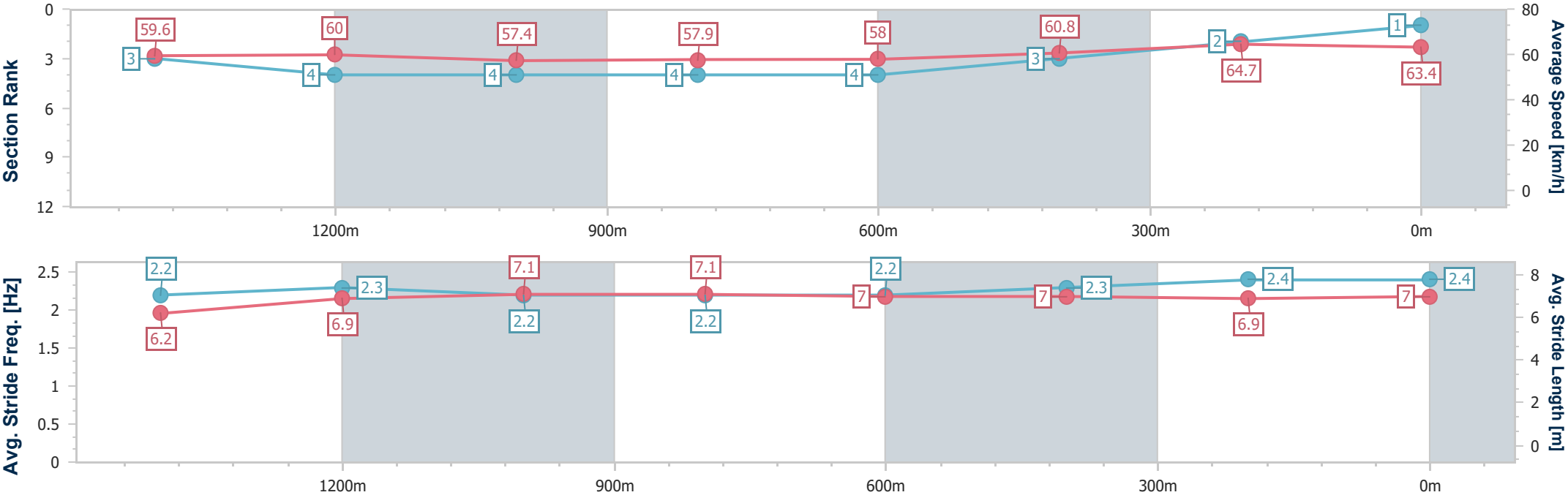
Horse/Jockey Name	Kurithea
Final Rank	1
Fastest Section Time (Section)	0:11.16 (400m)
Top Speed [km/h] (Section)	65.7 (400m)
Race State	Finished



DoombenProfessional
Race 1: RACECOURSE VILLAGE Maiden Handicap - 1650m
29 January 2026 - 13:40
Track Rating: Soft 5, Weather: Fine, Rail Position: +7.5m Entire



Section	Overall	1400m	1200m	1000m	800m	600m	400m	200m					
Section Times	1:41.44 [1] (0:17.62)	1:23.82 [3] (0:11.96)	1:11.86 [4] (0:12.52)	0:59.34 [4] (0:12.39)	0:46.95 [4] (0:12.47)	0:34.48 [4] (0:11.93)	0:22.55 [3] (0:11.16)	0:11.39 [2] (0:11.39)					
Average Speed [km/h]	59.6	60.0	57.4	57.9	58.0	60.8	64.7	63.4					
Top Speed [km/h]	61.3	61.3	58.4	58.7	59.4	62.4	65.7	65.2					
Avg. Dist. to Rail [m]	0.6	1.0	1.0	0.5	0.6	1.4	2.4	3.7					
Avg. Stride Freq. [Hz]	2.2	2.3	2.2	2.2	2.2	2.3	2.4	2.4					
Avg. Stride Length [m]	6.2	6.9	7.1	7.1	7.0	7.0	6.9	7.0					





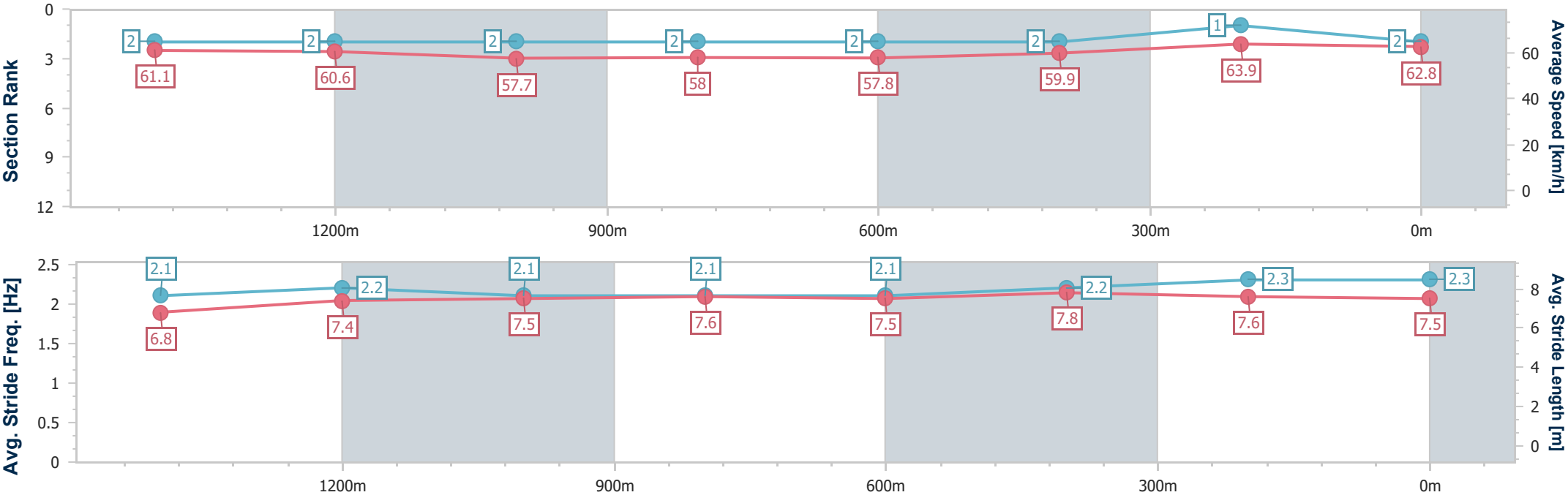
Horse/Jockey Name	French Riviera
Final Rank	2
Fastest Section Time (Section)	0:11.28 (400m)
Top Speed [km/h] (Section)	65.2 (400m)
Race State	Finished



DoombenProfessional
Race 1: RACECOURSE VILLAGE Maiden Handicap - 1650m
29 January 2026 - 13:40
Track Rating: Soft 5, Weather: Fine, Rail Position: +7.5m Entire



Section	Overall	1400m	1200m	1000m	800m	600m	400m	200m					
Section Times	1:41.50 [2] (0:17.52)	1:23.98 [2] (0:11.90)	1:12.08 [2] (0:12.44)	0:59.64 [2] (0:12.44)	0:47.20 [2] (0:12.45)	0:34.75 [2] (0:11.98)	0:22.77 [2] (0:11.28)	0:11.49 [1] (0:11.49)					
Average Speed [km/h]	61.1	60.6	57.7	58.0	57.8	59.9	63.9	62.8					
Top Speed [km/h]	63.5	63.6	58.4	58.3	59.2	61.7	65.2	65.0					
Avg. Dist. to Rail [m]	2.6	0.5	0.2	0.5	0.1	0.3	1.2	1.1					
Avg. Stride Freq. [Hz]	2.1	2.2	2.1	2.1	2.1	2.2	2.3	2.3					
Avg. Stride Length [m]	6.8	7.4	7.5	7.6	7.5	7.8	7.6	7.5					





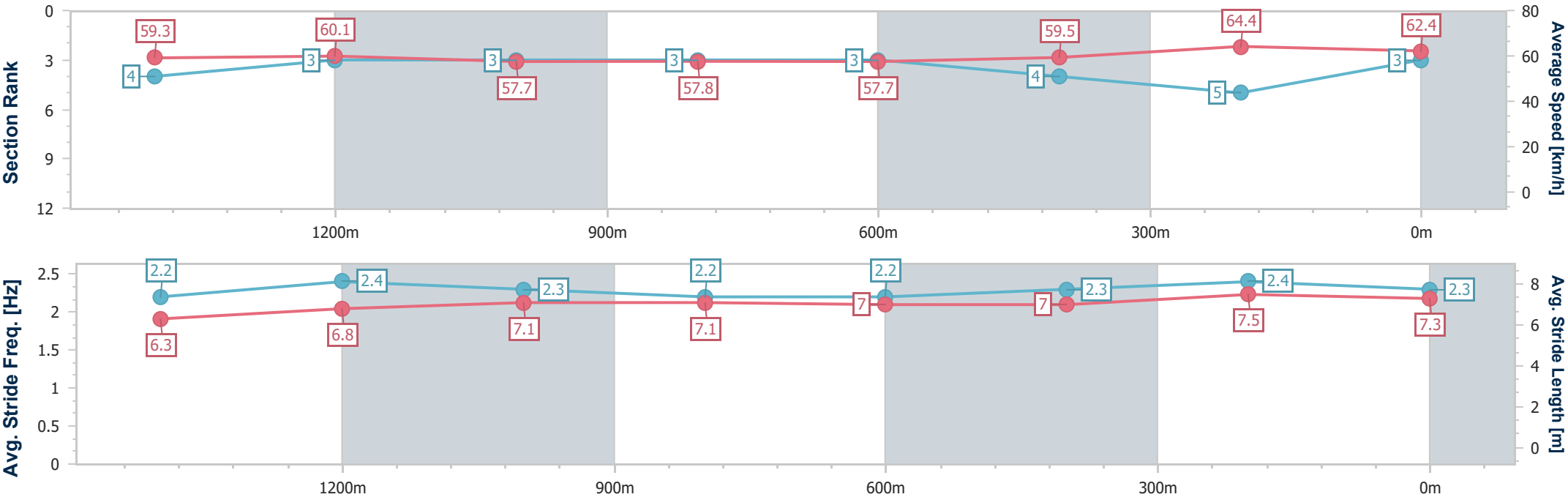
Horse/Jockey Name	Tinklejazz
Final Rank	3
Fastest Section Time (Section)	0:11.22 (400m)
Top Speed [km/h] (Section)	65.6 (400m)
Race State	Finished



DoombenProfessional
Race 1: RACECOURSE VILLAGE Maiden Handicap - 1650m
29 January 2026 - 13:40
Track Rating: Soft 5, Weather: Fine, Rail Position: +7.5m Entire



Section	Overall	1400m	1200m	1000m	800m	600m	400m	200m					
Section Times	1:41.82 [3] (0:17.71)	1:24.11 [4] (0:11.85)	1:12.26 [3] (0:12.45)	0:59.81 [3] (0:12.45)	0:47.36 [3] (0:12.47)	0:34.89 [3] (0:12.10)	0:22.79 [4] (0:11.22)	0:11.57 [5] (0:11.57)					
Average Speed [km/h]	59.3	60.1	57.7	57.8	57.7	59.5	64.4	62.4					
Top Speed [km/h]	61.2	61.8	58.6	58.4	59.1	61.4	65.6	64.7					
Avg. Dist. to Rail [m]	1.7	1.5	1.0	0.6	0.3	0.4	2.0	2.5					
Avg. Stride Freq. [Hz]	2.2	2.4	2.3	2.2	2.2	2.3	2.4	2.3					
Avg. Stride Length [m]	6.3	6.8	7.1	7.1	7.0	7.0	7.5	7.3					



[] Ranking at each section and finish
- - - - - No data available at this section
NA No data available



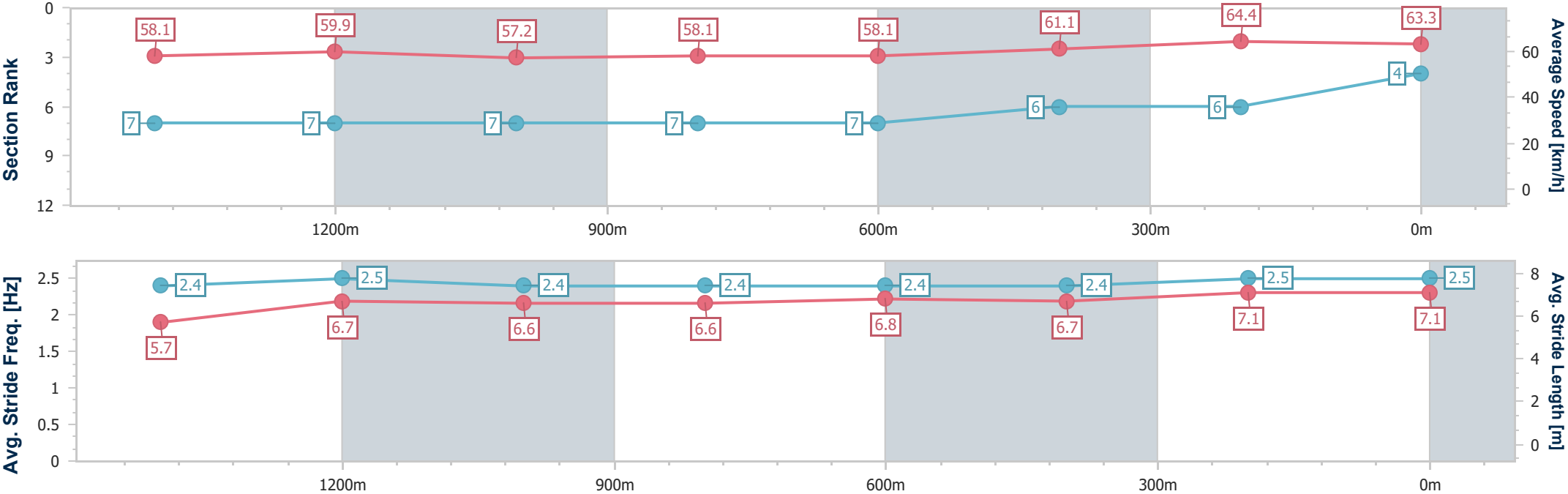
Horse/Jockey Name	Promises Made
Final Rank	4
Fastest Section Time (Section)	0:11.22 (400m)
Top Speed [km/h] (Section)	65.5 (400m)
Race State	Finished



DoombenProfessional
Race 1: RACECOURSE VILLAGE Maiden Handicap - 1650m
29 January 2026 - 13:40
Track Rating: Soft 5, Weather: Fine, Rail Position: +7.5m Entire



Section	Overall	1400m	1200m	1000m	800m	600m	400m	200m					
Section Times	1:41.91 [4] (0:18.11)	1:23.80 [7] (0:11.98)	1:11.82 [7] (0:12.58)	0:59.24 [7] (0:12.41)	0:46.83 [7] (0:12.42)	0:34.41 [7] (0:11.79)	0:22.62 [6] (0:11.22)	0:11.40 [6] (0:11.40)					
Average Speed [km/h]	58.1	59.9	57.2	58.1	58.1	61.1	64.4	63.3					
Top Speed [km/h]	60.5	60.7	58.4	58.8	59.6	62.6	65.5	65.1					
Avg. Dist. to Rail [m]	1.5	0.3	0.2	0.9	0.9	0.3	3.1	5.4					
Avg. Stride Freq. [Hz]	2.4	2.5	2.4	2.4	2.4	2.4	2.5	2.5					
Avg. Stride Length [m]	5.7	6.7	6.6	6.6	6.8	6.7	7.1	7.1					





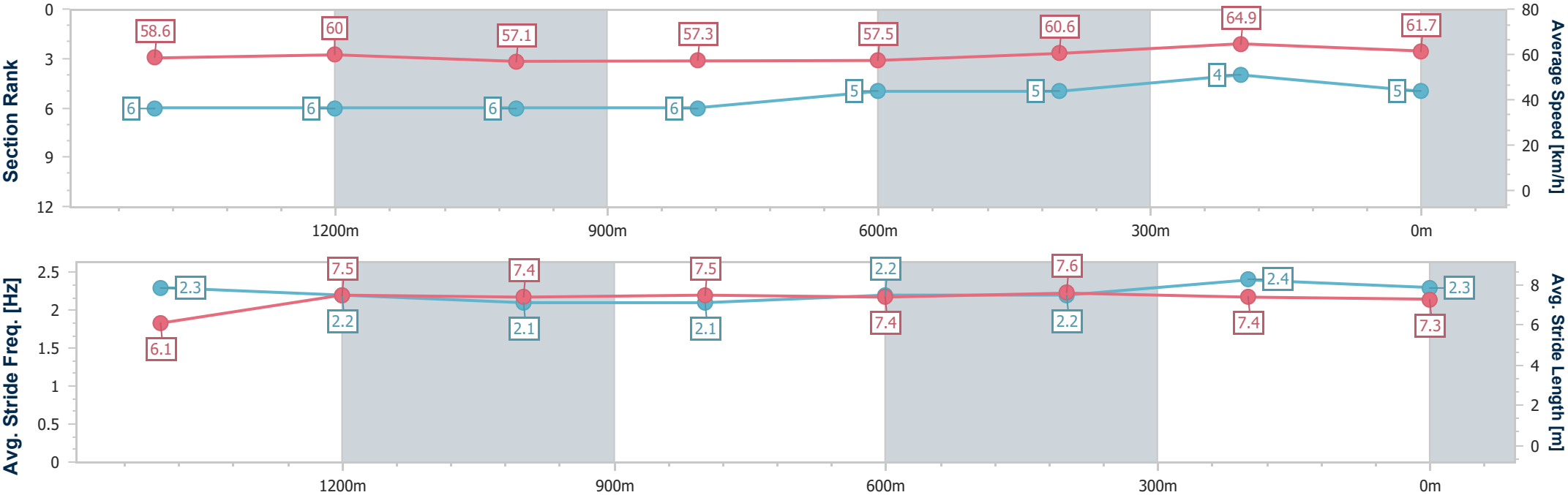
Horse/Jockey Name	Saturdays Girl
Final Rank	5
Fastest Section Time (Section)	0:11.11 (400m)
Top Speed [km/h] (Section)	65.8 (400m)
Race State	Finished



DoombenProfessional
Race 1: RACECOURSE VILLAGE Maiden Handicap - 1650m
29 January 2026 - 13:40
Track Rating: Soft 5, Weather: Fine, Rail Position: +7.5m Entire



Section	Overall	1400m	1200m	1000m	800m	600m	400m	200m					
Section Times	1:41.92 [5] (0:18.02)	1:23.90 [6] (0:11.87)	1:12.03 [6] (0:12.62)	0:59.41 [6] (0:12.46)	0:46.95 [6] (0:12.35)	0:34.60 [5] (0:11.80)	0:22.80 [5] (0:11.11)	0:11.69 [4] (0:11.69)					
Average Speed [km/h]	58.6	60.0	57.1	57.3	57.5	60.6	64.9	61.7					
Top Speed [km/h]	60.9	61.1	58.2	57.9	59.3	63.4	65.8	65.5					
Avg. Dist. to Rail [m]	0.8	1.7	1.7	2.9	2.9	1.7	1.2	2.6					
Avg. Stride Freq. [Hz]	2.3	2.2	2.1	2.1	2.2	2.2	2.4	2.3					
Avg. Stride Length [m]	6.1	7.5	7.4	7.5	7.4	7.6	7.4	7.3					





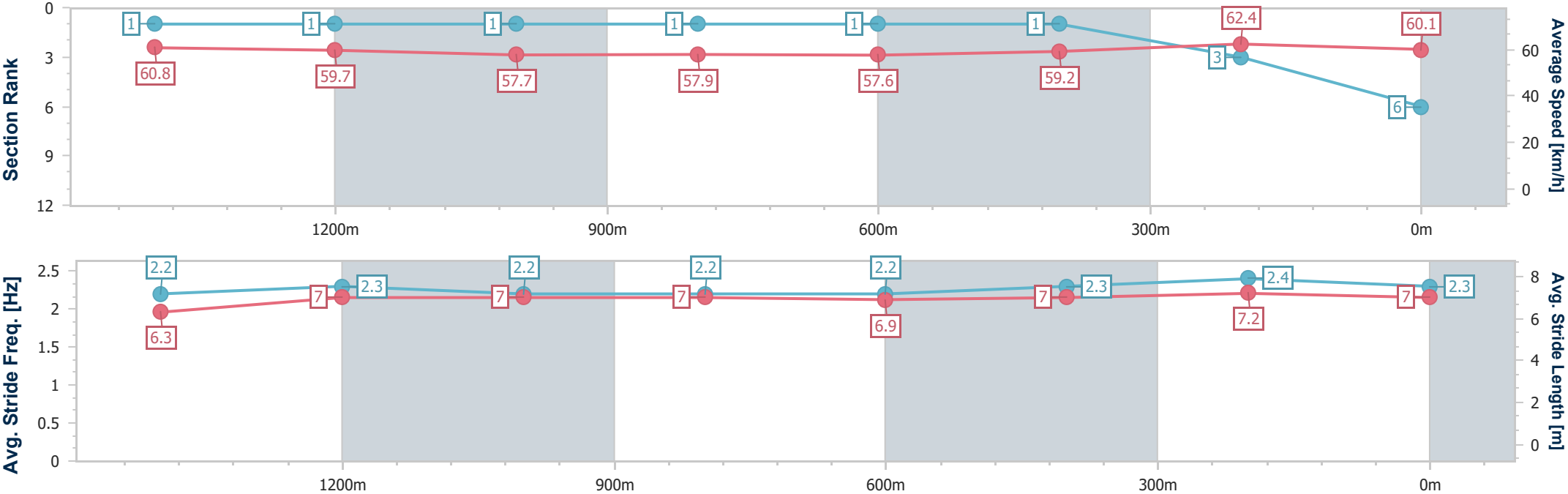
Horse/Jockey Name	Firey Truth
Final Rank	6
Fastest Section Time (Section)	0:11.51 (400m)
Top Speed [km/h] (Section)	64.1 (Overall)
Race State	Finished



DoombenProfessional
Race 1: RACECOURSE VILLAGE Maiden Handicap - 1650m
29 January 2026 - 13:40
Track Rating: Soft 5, Weather: Fine, Rail Position: +7.5m Entire



Section	Overall	1400m	1200m	1000m	800m	600m	400m	200m					
Section Times	1:42.25 [6] (0:17.28)	1:24.97 [1] (0:11.95)	1:13.02 [1] (0:12.47)	1:00.55 [1] (0:12.41)	0:48.14 [1] (0:12.52)	0:35.62 [1] (0:12.08)	0:23.54 [1] (0:11.51)	0:12.03 [3] (0:12.03)					
Average Speed [km/h]	60.8	59.7	57.7	57.9	57.6	59.2	62.4	60.1					
Top Speed [km/h]	64.1	63.6	59.0	58.5	59.4	61.2	63.3	62.0					
Avg. Dist. to Rail [m]	1.8	1.2	0.7	0.7	0.2	0.9	1.2	1.0					
Avg. Stride Freq. [Hz]	2.2	2.3	2.2	2.2	2.2	2.3	2.4	2.3					
Avg. Stride Length [m]	6.3	7.0	7.0	7.0	6.9	7.0	7.2	7.0					





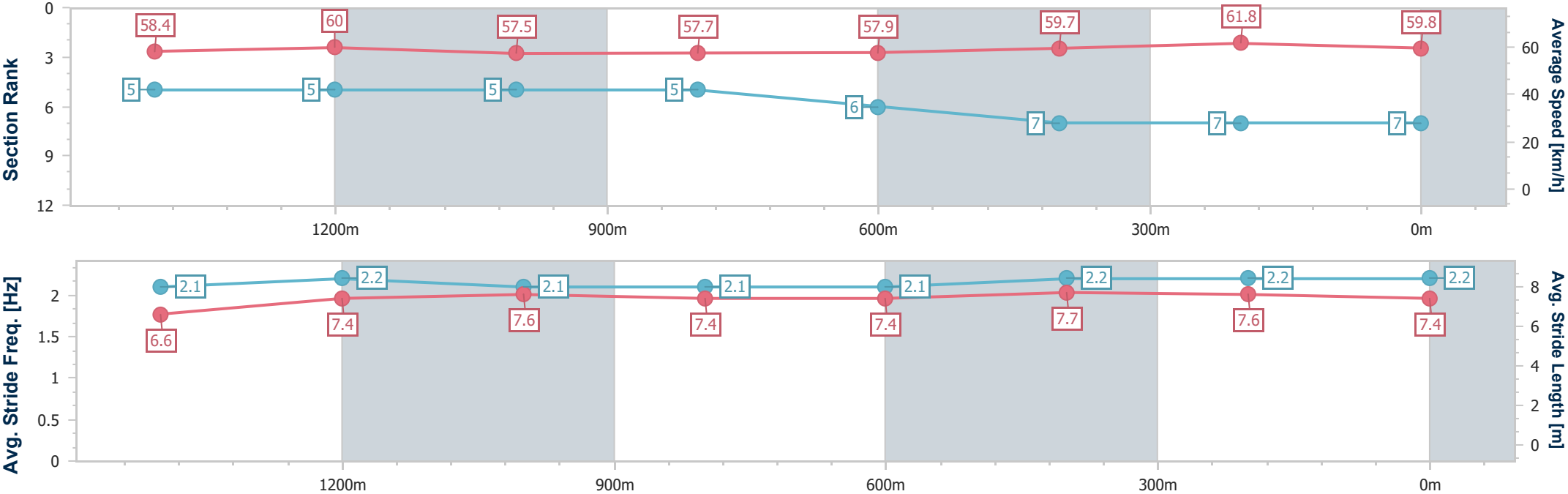
Horse/Jockey Name	Cypher Prince
Final Rank	7
Fastest Section Time (Section)	0:11.64 (400m)
Top Speed [km/h] (Section)	62.9 (400m)
Race State	Finished



DoombenProfessional
Race 1: RACECOURSE VILLAGE Maiden Handicap - 1650m
29 January 2026 - 13:40
Track Rating: Soft 5, Weather: Fine, Rail Position: +7.5m Entire



Section	Overall	1400m	1200m	1000m	800m	600m	400m	200m					
Section Times	1:43.12 [7] (0:17.95)	1:25.17 [5] (0:11.90)	1:13.27 [5] (0:12.51)	1:00.76 [5] (0:12.53)	0:48.23 [5] (0:12.47)	0:35.76 [6] (0:12.05)	0:23.71 [7] (0:11.64)	0:12.07 [7] (0:12.07)					
Average Speed [km/h]	58.4	60.0	57.5	57.7	57.9	59.7	61.8	59.8					
Top Speed [km/h]	60.7	61.8	58.2	58.4	59.3	60.7	62.9	61.6					
Avg. Dist. to Rail [m]	1.9	1.2	0.5	0.6	0.7	0.3	1.0	0.8					
Avg. Stride Freq. [Hz]	2.1	2.2	2.1	2.1	2.1	2.2	2.2	2.2					
Avg. Stride Length [m]	6.6	7.4	7.6	7.4	7.4	7.7	7.6	7.4					





DoombenProfessional

Race 2: SOUTHS SPORTS CLUB Maiden Plate - 1200m

29 January 2026 - 14:16



BRISBANE
RACING CLUB

Track Rating: Soft 5, Weather: Fine, Rail Position: +7.5m Entire

Section		Overall				1000m	800m	600m	400m	200m	Last 600m		
Field Times		1:10.73 (0:13.58)				0:57.15 (0:10.92)	0:46.23 (0:11.45)	0:34.78 (0:11.61)	0:23.17 (0:11.50)	0:11.67 (0:11.67)	0:34.78		
Rank	TAB Horse/Jockey	Barrier	Top Speed [km/h]	Fastest Section							Margin	Distance Travelled [m]	
1	8 CAPITAL CHORD Angela Jones	8	68.2 400m	0:10.81 400m	1:10.73 [1] (0:14.01)	0:56.72 [9] (0:11.21)	0:45.51 [8] (0:11.81)	0:33.70 [8] (0:11.72)	0:21.98 [9] (0:10.81)	0:11.17 [5] (0:11.17)	1:10.73	0:33.70	
2	1 ABRAHAM Jai Williams	3	66.3 1000m	0:11.20 1000m	1:11.00 [2] (0:13.95)	0:57.05 [8] (0:11.20)	0:45.85 [7] (0:11.64)	0:34.21 [7] (0:11.45)	0:22.76 [6] (0:11.25)	0:11.51 [4] (0:11.51)	1.59L	0:34.21	-4
3	5 KHOIRGIRL Vlad Duric	1	66.7 Overall	0:11.21 1000m	1:11.19 [3] (0:13.58)	0:57.61 [1] (0:11.21)	0:46.40 [3] (0:11.64)	0:34.76 [3] (0:11.63)	0:23.13 [4] (0:11.33)	0:11.80 [3] (0:11.80)	2.71L	0:34.76	-6
4	4 SHAQUE D'AMOUR Harrison Shaw	6	68.7 1000m	0:10.79 1000m	1:11.21 [4] (0:13.71)	0:57.50 [3] (0:10.79)	0:46.71 [1] (0:11.45)	0:35.26 [1] (0:11.61)	0:23.65 [1] (0:11.50)	0:12.15 [1] (0:12.15)	2.87L	0:35.26	-10
5	3 LINWAR Mark Du Plessis	9	67.0 Overall	0:11.09 400m	1:11.27 [5] (0:13.94)	0:57.33 [7] (0:11.47)	0:45.86 [9] (0:11.65)	0:34.21 [9] (0:11.48)	0:22.73 [8] (0:11.09)	0:11.64 [6] (0:11.64)	3.2L	0:34.21	-2
6	6 MONAKEED Fiona Sandkuhl	11	66.5 400m	0:11.01 400m	1:11.31 [6] (0:14.27)	0:57.04 [10] (0:11.32)	0:45.72 [10] (0:11.61)	0:34.11 [10] (0:11.55)	0:22.56 [9] (0:11.01)	0:11.55 [8] (0:11.55)	3.43L	0:34.11	-1
7	11 KIAVELA Emily Lang	5	66.5 Overall	0:11.31 1000m	1:11.49 [7] (0:13.74)	0:57.75 [4] (0:11.31)	0:46.44 [6] (0:11.55)	0:34.89 [6] (0:11.39)	0:23.50 [3] (0:11.33)	0:12.17 [2] (0:12.17)	4.47L	0:34.89	-8
8	13 VOLTESSA Daniel Moor	10	66.3 1000m	0:11.18 400m	1:12.02 [8] (0:14.56)	0:57.46 [11] (0:11.24)	0:46.22 [11] (0:11.75)	0:34.47 [11] (0:11.50)	0:22.97 [11] (0:11.18)	0:11.79 [11] (0:11.79)	7.6L	0:34.47	-5
9	14 FIVE OF US Georgina Cartwright	4	67.5 Overall	0:11.09 1000m	1:12.18 [9] (0:13.85)	0:58.33 [6] (0:11.09)	0:47.24 [5] (0:11.62)	0:35.62 [4] (0:11.68)	0:23.94 [5] (0:11.52)	0:12.42 [8] (0:12.42)	8.54L	0:35.62	+0
10	9 FRANKLYIRESISTIBLE Cejay Graham	2	68.1 Overall	0:11.06 1000m	1:12.21 [10] (0:13.82)	0:58.39 [5] (0:11.06)	0:47.33 [4] (0:11.71)	0:35.62 [5] (0:11.72)	0:23.90 [7] (0:11.53)	0:12.37 [10] (0:12.37)	8.72L	0:35.62	+1

Scratched: Law Marshal (#15), Tam Na Ghar (#7), Katie Aine (#10), Magic Snitzel (#12)

Report Created: Thu 29 January 2026 14:34 GMT+ (Note: Timing is based on position data)

Page 1/13

[] Ranking at each section and finish
-:-:- No data available at this section
NA No data available

SCN Saddle cloth number
DNF Did not finish
DNT Did not track

data processed by  TRIPLES DATA



DoombenProfessional

Race 2: SOUTHS SPORTS CLUB Maiden Plate - 1200m

29 January 2026 - 14:16



BRISBANE
RACING CLUB

Track Rating: Soft 5, Weather: Fine, Rail Position: +7.5m Entire

Section					Overall	1000m	800m	600m	400m	200m	Last 600m			
Field Times					1:10.73 (0:13.58)	0:57.15 (0:10.92)	0:46.23 (0:11.45)	0:34.78 (0:11.61)	0:23.17 (0:11.50)	0:11.67 (0:11.67)	0:34.78			
Rank	TAB	Horse/Jockey	Barrier	Top Speed [km/h]	Fastest Section						Margin	Distance Travelled [m]		
11	2	BOMBUS	7	66.9	0:10.98	1:12.44 [11]	0:58.77 [2]	0:47.79 [2]	0:36.12 [2]	0:24.50 [2]	0:12.79 [7]	10.06L	0:36.12	-3
		Jake Bayliss		1000m	1000m	(0:13.67)	(0:10.98)	(0:11.67)	(0:11.62)	(0:11.71)	(0:12.79)			

Scratched: Law Marshal (#15), Tam Na Ghar (#7), Katie Aine (#10), Magic Snitzel (#12)



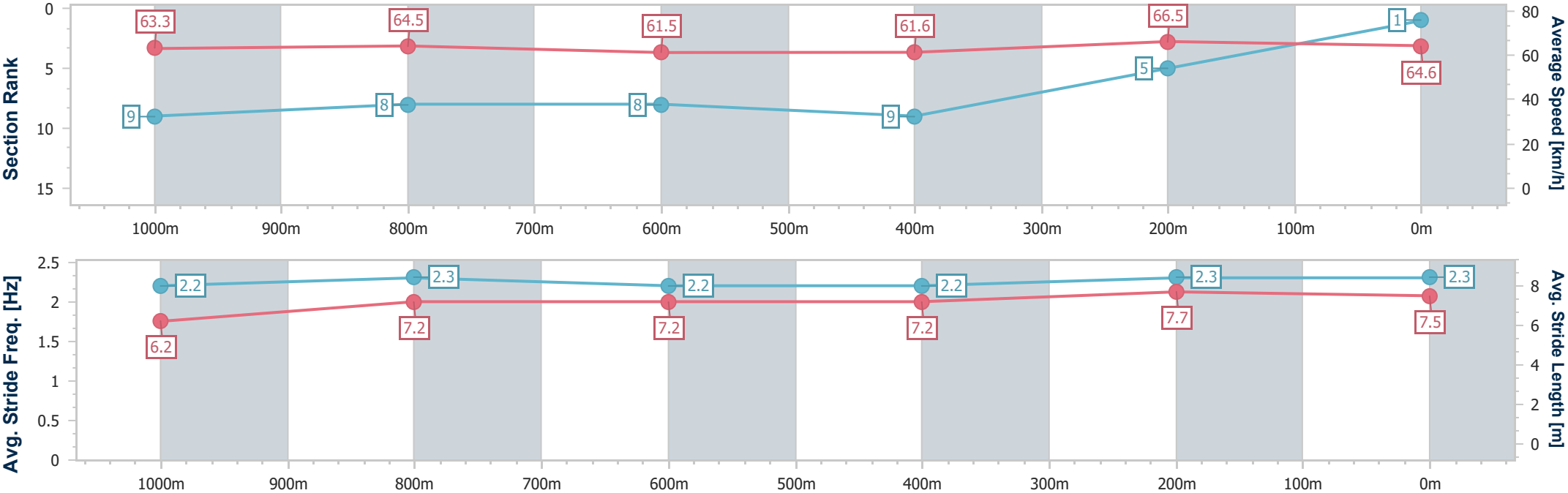
Horse/Jockey Name	Capital Chord
Final Rank	1
Fastest Section Time (Section)	0:10.81 (400m)
Top Speed [km/h] (Section)	68.2 (400m)
Race State	Finished



DoombenProfessional
Race 2: SOUTHS SPORTS CLUB Maiden Plate - 1200m
29 January 2026 - 14:16
Track Rating: Soft 5, Weather: Fine, Rail Position: +7.5m Entire



Section	Overall	1000m	800m	600m	400m	200m								
Section Times	1:10.73 [1] (0:14.01)	0:56.72 [9] (0:11.21)	0:45.51 [8] (0:11.81)	0:33.70 [8] (0:11.72)	0:21.98 [9] (0:10.81)	0:11.17 [5]								
Average Speed [km/h]	63.3	64.5	61.5	61.6	66.5	64.6								
Top Speed [km/h]	65.9	66.6	62.3	64.2	68.2	67.8								
Avg. Dist. to Rail [m]	5.0	1.1	1.7	0.6	0.5	0.5								
Avg. Stride Freq. [Hz]	2.2	2.3	2.2	2.2	2.3	2.3								
Avg. Stride Length [m]	6.2	7.2	7.2	7.2	7.7	7.5								



[] Ranking at each section and finish
-.-.- No data available at this section
NA No data available



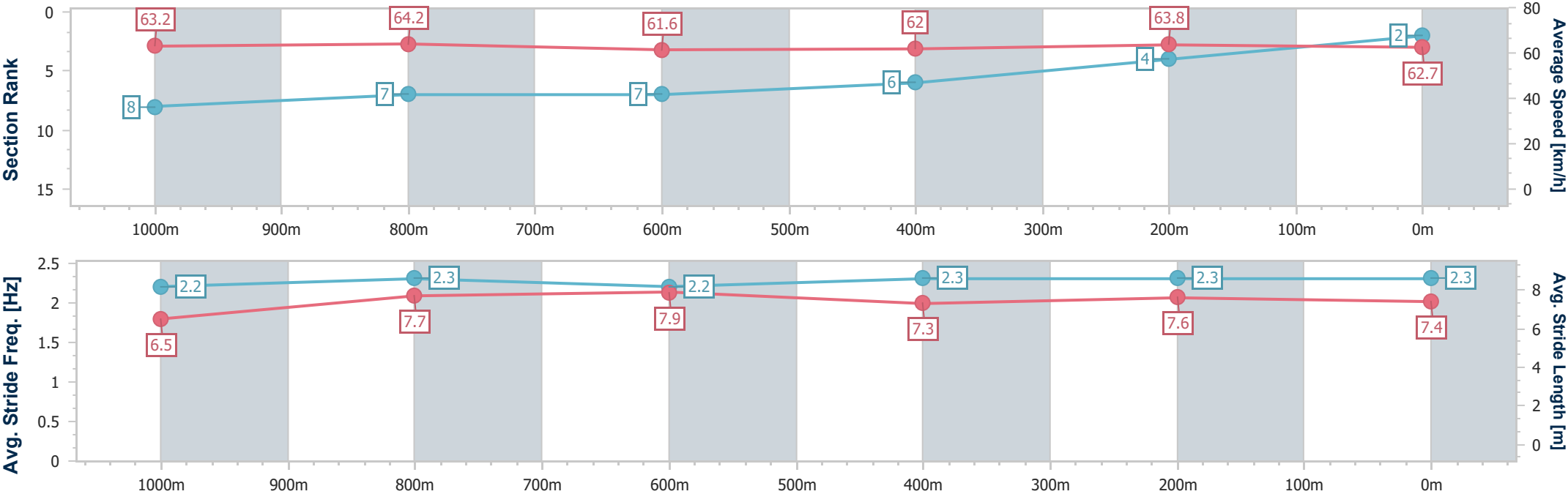
Horse/Jockey Name	Abraham
Final Rank	2
Fastest Section Time (Section)	0:11.20 (1000m)
Top Speed [km/h] (Section)	66.3 (1000m)
Race State	Finished



DoombenProfessional
Race 2: SOUTHS SPORTS CLUB Maiden Plate - 1200m
29 January 2026 - 14:16
Track Rating: Soft 5, Weather: Fine, Rail Position: +7.5m Entire



Section	Overall	1000m	800m	600m	400m	200m							
Section Times	1:11.00 [2] (0:13.95)	0:57.05 [8] (0:11.20)	0:45.85 [7] (0:11.64)	0:34.21 [7] (0:11.45)	0:22.76 [6] (0:11.25)	0:11.51 [4] (0:11.51)							
Average Speed [km/h]	63.2	64.2	61.6	62.0	63.8	62.7							
Top Speed [km/h]	66.3	66.3	62.1	63.8	64.2	64.6							
Avg. Dist. to Rail [m]	2.4	1.6	0.5	1.4	1.8	3.9							
Avg. Stride Freq. [Hz]	2.2	2.3	2.2	2.3	2.3	2.3							
Avg. Stride Length [m]	6.5	7.7	7.9	7.3	7.6	7.4							



[] Ranking at each section and finish
-.-.- No data available at this section
NA No data available



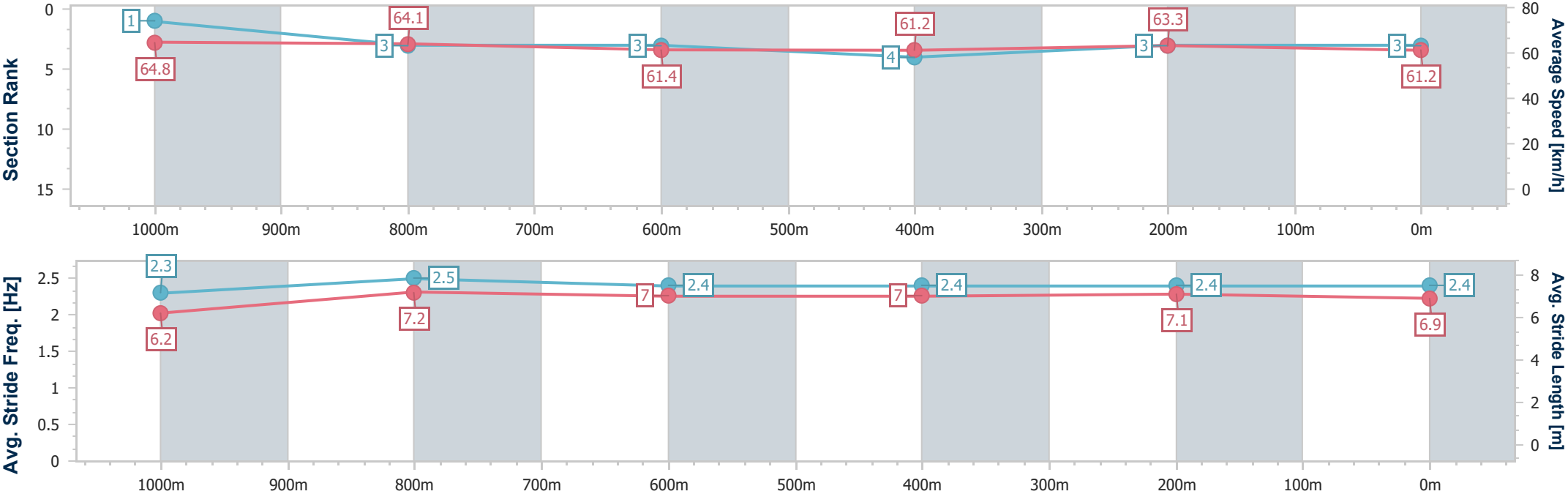
Horse/Jockey Name	Khoirgirl
Final Rank	3
Fastest Section Time (Section)	0:11.21 (1000m)
Top Speed [km/h] (Section)	66.7 (Overall)
Race State	Finished



DoombenProfessional
Race 2: SOUTHS SPORTS CLUB Maiden Plate - 1200m
29 January 2026 - 14:16
Track Rating: Soft 5, Weather: Fine, Rail Position: +7.5m Entire



Section	Overall	1000m	800m	600m	400m	200m							
Section Times	1:11.19 [3] (0:13.58)	0:57.61 [1] (0:11.21)	0:46.40 [3] (0:11.64)	0:34.76 [3] (0:11.63)	0:23.13 [4] (0:11.33)	0:11.80 [3] (0:11.80)							
Average Speed [km/h]	64.8	64.1	61.4	61.2	63.3	61.2							
Top Speed [km/h]	66.7	66.0	63.6	62.4	64.5	64.4							
Avg. Dist. to Rail [m]	0.5	0.2	0.8	1.9	1.1	2.1							
Avg. Stride Freq. [Hz]	2.3	2.5	2.4	2.4	2.4	2.4							
Avg. Stride Length [m]	6.2	7.2	7.0	7.0	7.1	6.9							



[] Ranking at each section and finish
-.-.- No data available at this section
NA No data available



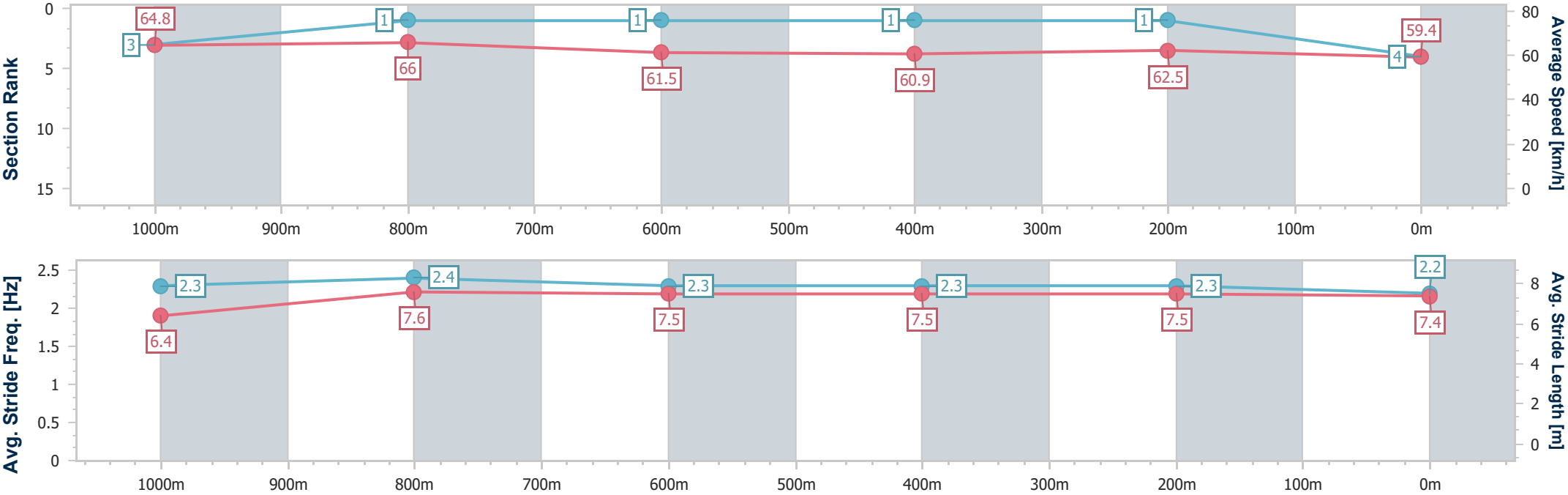
Horse/Jockey Name	Shaque D'amour
Final Rank	4
Fastest Section Time (Section)	0:10.79 (1000m)
Top Speed [km/h] (Section)	68.7 (1000m)
Race State	Finished



DoombenProfessional
Race 2: SOUTHS SPORTS CLUB Maiden Plate - 1200m
29 January 2026 - 14:16
Track Rating: Soft 5, Weather: Fine, Rail Position: +7.5m Entire



Section	Overall	1000m	800m	600m	400m	200m							
Section Times	1:11.21 [4] (0:13.71)	0:57.50 [3] (0:10.79)	0:46.71 [1] (0:11.45)	0:35.26 [1] (0:11.61)	0:23.65 [1] (0:11.50)	0:12.15 [1] (0:12.15)							
Average Speed [km/h]	64.8	66.0	61.5	60.9	62.5	59.4							
Top Speed [km/h]	68.6	68.7	63.2	62.5	63.9	61.4							
Avg. Dist. to Rail [m]	3.1	1.1	3.2	2.1	0.6	1.3							
Avg. Stride Freq. [Hz]	2.3	2.4	2.3	2.3	2.3	2.2							
Avg. Stride Length [m]	6.4	7.6	7.5	7.5	7.5	7.4							



[] Ranking at each section and finish
-.-.- No data available at this section
NA No data available



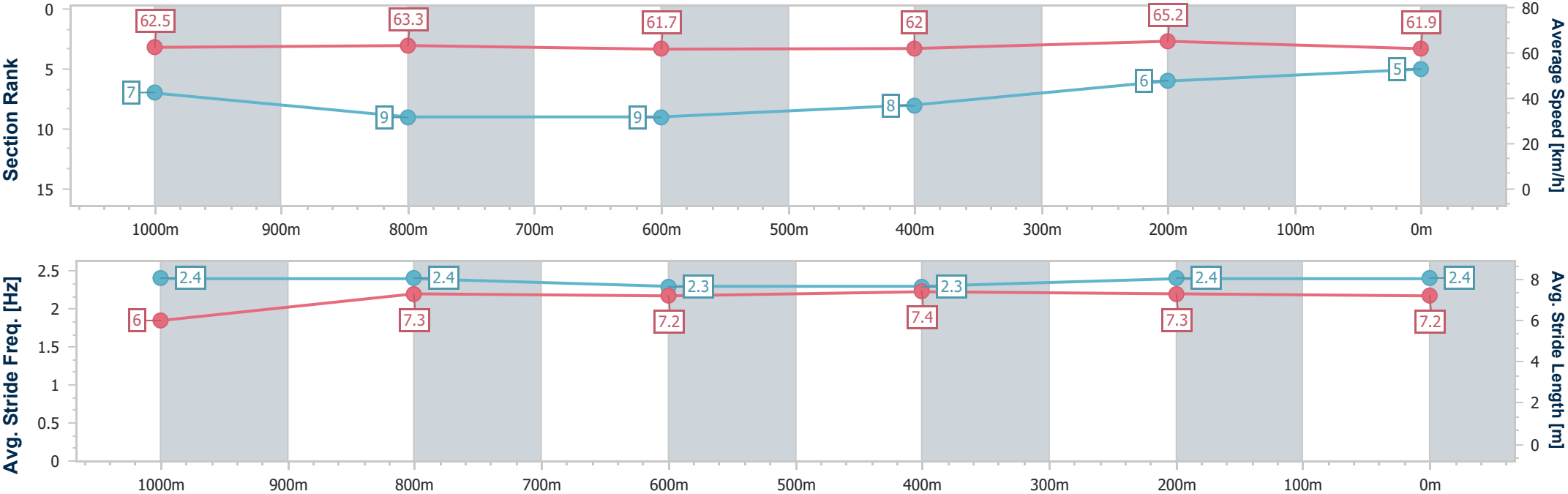
Horse/Jockey Name	Linwar
Final Rank	5
Fastest Section Time (Section)	0:11.09 (400m)
Top Speed [km/h] (Section)	67.0 (Overall)
Race State	Finished



DoombenProfessional
Race 2: SOUTHS SPORTS CLUB Maiden Plate - 1200m
29 January 2026 - 14:16
Track Rating: Soft 5, Weather: Fine, Rail Position: +7.5m Entire



Section	Overall	1000m	800m	600m	400m	200m								
Section Times	1:11.27 [5] (0:13.94)	0:57.33 [7] (0:11.47)	0:45.86 [9] (0:11.65)	0:34.21 [9] (0:11.48)	0:22.73 [8] (0:11.09)	0:11.64 [6] (0:11.64)								
Average Speed [km/h]	62.5	63.3	61.7	62.0	65.2	61.9								
Top Speed [km/h]	67.0	65.5	63.3	63.9	66.4	65.6								
Avg. Dist. to Rail [m]	6.4	3.3	0.6	1.1	2.2	3.0								
Avg. Stride Freq. [Hz]	2.4	2.4	2.3	2.3	2.4	2.4								
Avg. Stride Length [m]	6.0	7.3	7.2	7.4	7.3	7.2								





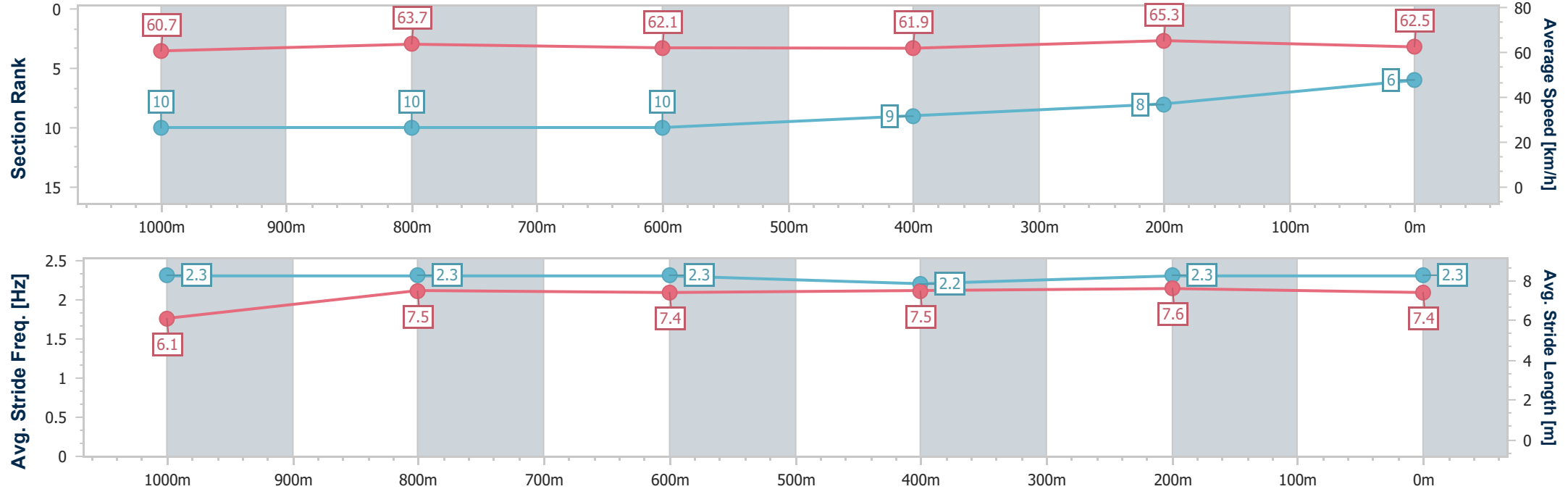
Horse/Jockey Name	Monakeed
Final Rank	6
Fastest Section Time (Section)	0:11.01 (400m)
Top Speed [km/h] (Section)	66.5 (400m)
Race State	Finished



DoombenProfessional
Race 2: SOUTHS SPORTS CLUB Maiden Plate - 1200m
29 January 2026 - 14:16
Track Rating: Soft 5, Weather: Fine, Rail Position: +7.5m Entire



Section	Overall	1000m	800m	600m	400m	200m							
Section Times	1:11.31 [6] (0:14.27)	0:57.04 [10] (0:11.32)	0:45.72 [10] (0:11.61)	0:34.11 [10] (0:11.55)	0:22.56 [9] (0:11.01)	0:11.55 [8] (0:11.55)							
Average Speed [km/h]	60.7	63.7	62.1	61.9	65.3	62.5							
Top Speed [km/h]	65.2	65.5	63.5	63.8	66.5	64.0							
Avg. Dist. to Rail [m]	8.1	2.1	0.6	0.6	1.3	1.6							
Avg. Stride Freq. [Hz]	2.3	2.3	2.3	2.2	2.3	2.3							
Avg. Stride Length [m]	6.1	7.5	7.4	7.5	7.6	7.4							



[] Ranking at each section and finish
-.-.- No data available at this section
NA No data available



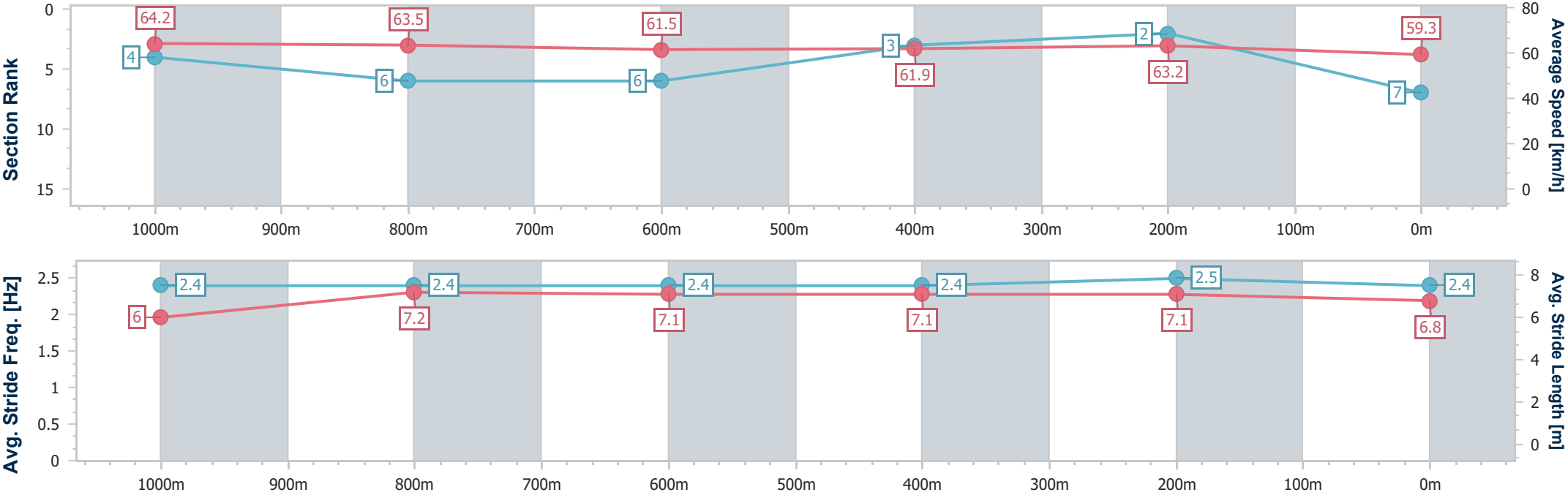
Horse/Jockey Name	Kiavela
Final Rank	7
Fastest Section Time (Section)	0:11.31 (1000m)
Top Speed [km/h] (Section)	66.5 (Overall)
Race State	Finished



DoombenProfessional
Race 2: SOUTHS SPORTS CLUB Maiden Plate - 1200m
29 January 2026 - 14:16
Track Rating: Soft 5, Weather: Fine, Rail Position: +7.5m Entire



Section	Overall	1000m	800m	600m	400m	200m							
Section Times	1:11.49 [7] (0:13.74)	0:57.75 [4] (0:11.31)	0:46.44 [6] (0:11.55)	0:34.89 [6] (0:11.39)	0:23.50 [3] (0:11.33)	0:12.17 [2] (0:12.17)							
Average Speed [km/h]	64.2	63.5	61.5	61.9	63.2	59.3							
Top Speed [km/h]	66.5	65.7	63.5	63.2	64.0	62.3							
Avg. Dist. to Rail [m]	3.5	1.3	1.5	2.7	1.2	1.7							
Avg. Stride Freq. [Hz]	2.4	2.4	2.4	2.4	2.5	2.4							
Avg. Stride Length [m]	6.0	7.2	7.1	7.1	7.1	6.8							



[] Ranking at each section and finish
- - - - No data available at this section
NA No data available



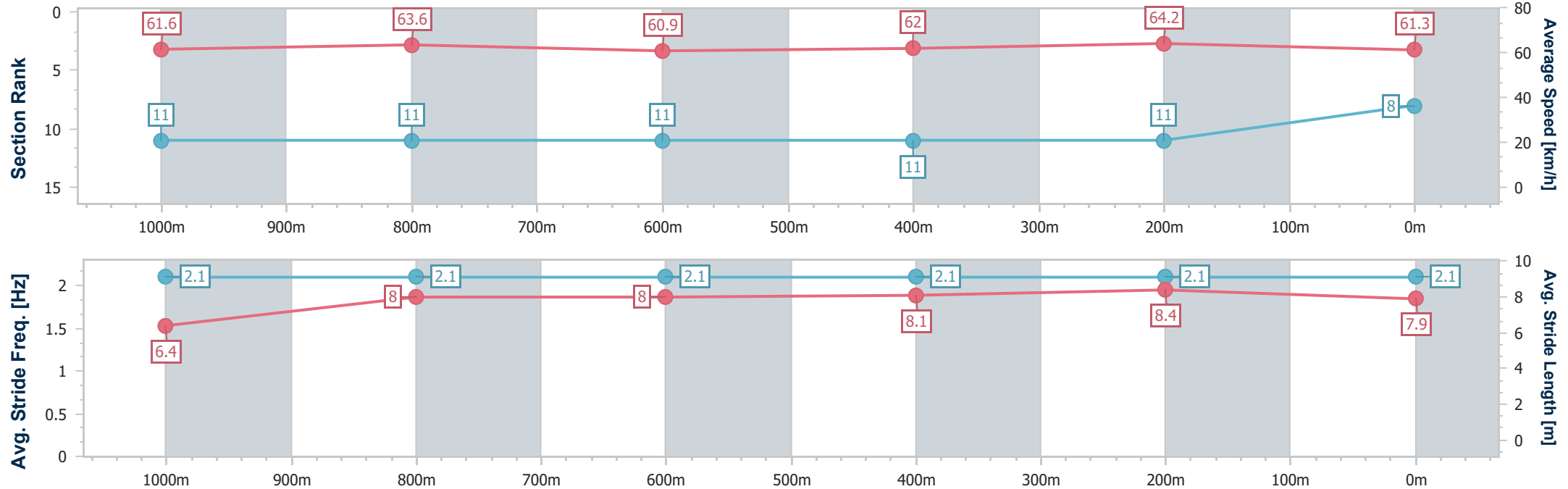
Horse/Jockey Name	Voltessa
Final Rank	8
Fastest Section Time (Section)	0:11.18 (400m)
Top Speed [km/h] (Section)	66.3 (1000m)
Race State	Finished



DoombenProfessional
Race 2: SOUTHS SPORTS CLUB Maiden Plate - 1200m
29 January 2026 - 14:16
Track Rating: Soft 5, Weather: Fine, Rail Position: +7.5m Entire



Section	Overall	1000m	800m	600m	400m	200m							
Section Times	1:12.02 [8] (0:14.56)	0:57.46 [11] (0:11.24)	0:46.22 [11] (0:11.75)	0:34.47 [11] (0:11.50)	0:22.97 [11] (0:11.18)	0:11.79 [11] (0:11.79)							
Average Speed [km/h]	61.6	63.6	60.9	62.0	64.2	61.3							
Top Speed [km/h]	66.2	66.3	62.6	63.1	65.2	63.3							
Avg. Dist. to Rail [m]	6.1	0.4	0.4	1.1	1.2	1.2							
Avg. Stride Freq. [Hz]	2.1	2.1	2.1	2.1	2.1	2.1							
Avg. Stride Length [m]	6.4	8.0	8.0	8.1	8.4	7.9							





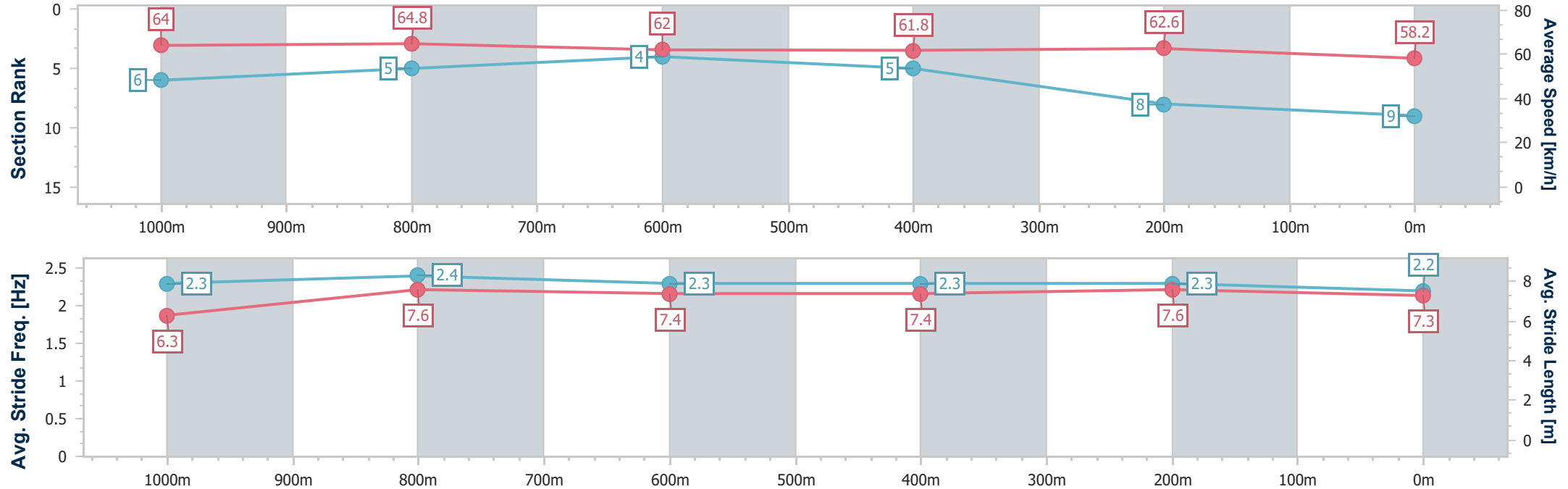
Horse/Jockey Name	Five Of Us
Final Rank	9
Fastest Section Time (Section)	0:11.09 (1000m)
Top Speed [km/h] (Section)	67.5 (Overall)
Race State	Finished



DoombenProfessional
Race 2: SOUTHS SPORTS CLUB Maiden Plate - 1200m
29 January 2026 - 14:16
Track Rating: Soft 5, Weather: Fine, Rail Position: +7.5m Entire



Section	Overall	1000m	800m	600m	400m	200m							
Section Times	1:12.18 [9] (0:13.85)	0:58.33 [6] (0:11.09)	0:47.24 [5] (0:11.62)	0:35.62 [4] (0:11.68)	0:23.94 [5] (0:11.52)	0:12.42 [8] (0:12.42)							
Average Speed [km/h]	64.0	64.8	62.0	61.8	62.6	58.2							
Top Speed [km/h]	67.5	67.4	63.1	63.0	63.9	60.5							
Avg. Dist. to Rail [m]	2.7	1.4	1.3	1.2	2.9	3.4							
Avg. Stride Freq. [Hz]	2.3	2.4	2.3	2.3	2.3	2.2							
Avg. Stride Length [m]	6.3	7.6	7.4	7.4	7.6	7.3							



[] Ranking at each section and finish
- - - - No data available at this section
NA No data available



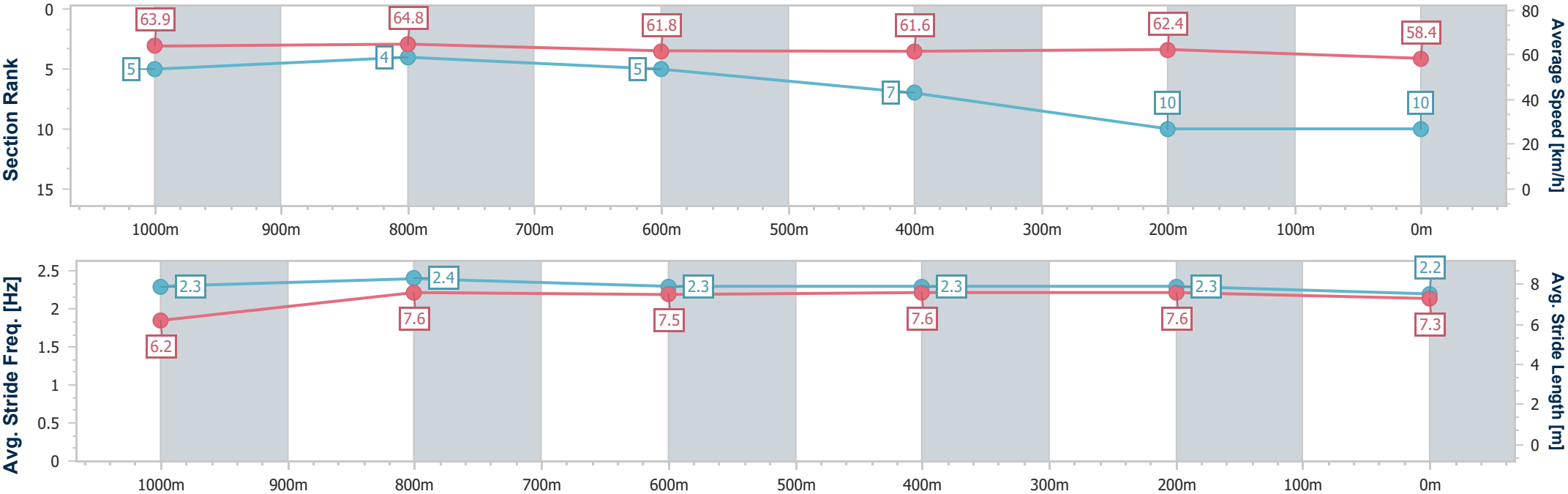
Horse/Jockey Name	Franklyiresistible
Final Rank	10
Fastest Section Time (Section)	0:11.06 (1000m)
Top Speed [km/h] (Section)	68.1 (Overall)
Race State	Finished



DoombenProfessional
Race 2: SOUTHS SPORTS CLUB Maiden Plate - 1200m
29 January 2026 - 14:16
Track Rating: Soft 5, Weather: Fine, Rail Position: +7.5m Entire



Section	Overall	1000m	800m	600m	400m	200m								
Section Times	1:12.21 [10] (0:13.82)	0:58.39 [5] (0:11.06)	0:47.33 [4] (0:11.71)	0:35.62 [5] (0:11.72)	0:23.90 [7] (0:11.53)	0:12.37 [10] (0:12.37)								
Average Speed [km/h]	63.9	64.8	61.8	61.6	62.4	58.4								
Top Speed [km/h]	68.1	68.0	62.5	62.7	63.2	60.4								
Avg. Dist. to Rail [m]	1.4	0.8	2.1	1.6	0.4	0.6								
Avg. Stride Freq. [Hz]	2.3	2.4	2.3	2.3	2.3	2.2								
Avg. Stride Length [m]	6.2	7.6	7.5	7.6	7.6	7.3								





Horse/Jockey Name	Bombus
Final Rank	11
Fastest Section Time (Section)	0:10.98 (1000m)
Top Speed [km/h] (Section)	66.9 (1000m)
Race State	Finished



DoombenProfessional

Race 2: SOUTHS SPORTS CLUB Maiden Plate - 1200m

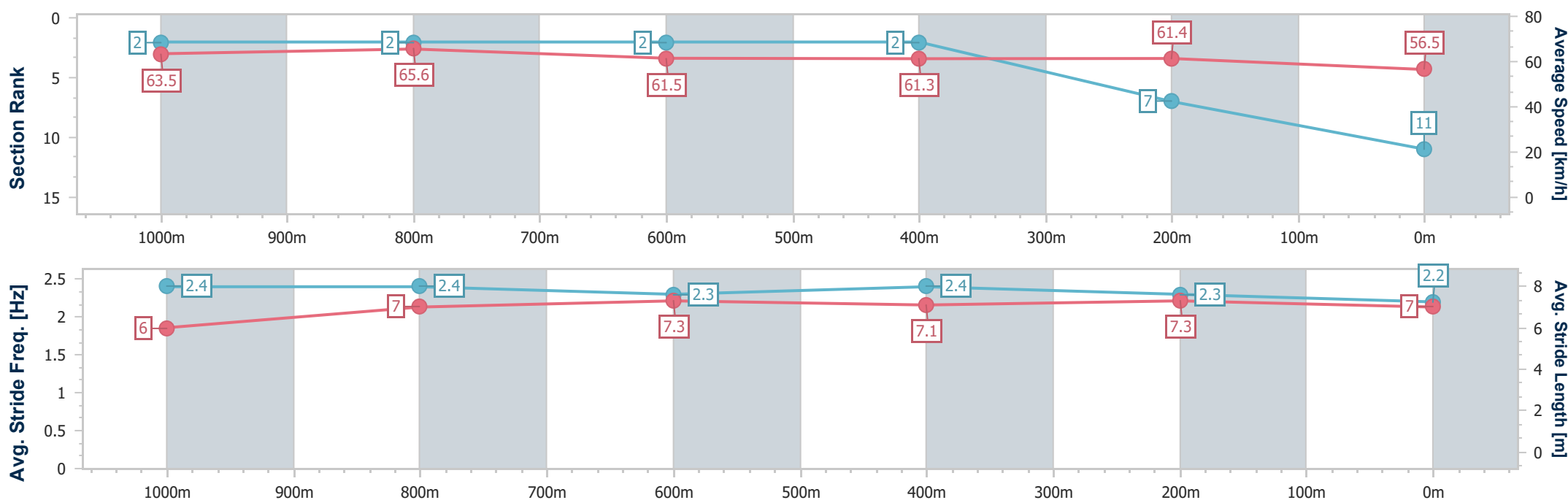
29 January 2026 - 14:16

Track Rating: Soft 5, Weather: Fine, Rail Position: +7.5m Entire



BRISBANE
RACING CLUB

Section	Overall	1000m	800m	600m	400m	200m								
Section Times	1:12.44 [11] (0:13.67)	0:58.77 [2] (0:10.98)	0:47.79 [2] (0:11.67)	0:36.12 [2] (0:11.62)	0:24.50 [2] (0:11.71)	0:12.79 [7] (0:12.79)								
Average Speed [km/h]	63.5	65.6	61.5	61.3	61.4	56.5								
Top Speed [km/h]	65.3	66.9	63.7	62.5	62.7	59.4								
Avg. Dist. to Rail [m]	5.2	2.3	0.4	1.1	1.3	3.0								
Avg. Stride Freq. [Hz]	2.4	2.4	2.3	2.4	2.3	2.2								
Avg. Stride Length [m]	6.0	7.0	7.3	7.1	7.3	7.0								





DoombenProfessional
Race 3: BECOME A BRC MEMBER QTIS Three-Year-Old BENCHMARK
65 Handicap - 1350m
29 January 2026 - 14:50



Track Rating: Good 4, Weather: Fine, Rail Position: +7.5m Entire

Section						Overall	1200m	1000m	800m	600m	400m	Last 600m	
Field Times						1:19.55 (0:10.78)	1:08.77 (0:10.78)	0:57.99 (0:11.37)	0:46.62 (0:11.77)	0:34.85 (0:11.31)	0:23.54 (0:11.23)	0:34.85	
Rank	TAB	Horse/Jockey	Barrier	Top Speed [km/h]	Fastest Section								Distance Travelled [m]
1	3	HUNTER'S MATE	1	67.6	0:10.78	1:19.55 [1]	1:08.77 [1]	0:57.96 [2]	0:46.44 [3]	0:34.67 [3]	0:23.54 [1]	0:34.67	
		Boris Thornton		1200m	Overall	(0:10.78)	(0:10.81)	(0:11.52)	(0:11.77)	(0:11.13)	(0:11.23)		
2	6	ENFORCEABLE	4	68.8	0:10.87	1:19.62 [2]	1:08.58 [4]	0:57.71 [4]	0:46.15 [4]	0:34.33 [4]	0:23.08 [4]	0:34.33	+12
		Jaden Lloyd		1200m	1200m	(0:11.04)	(0:10.87)	(0:11.56)	(0:11.82)	(0:11.25)	(0:11.05)		
3	10	THE WHEELBARROW	7	69.0	0:11.05	1:19.80 [3]	1:08.24 [7]	0:57.15 [6]	0:46.08 [6]	0:34.21 [6]	0:22.84 [6]	0:34.21	+11
		Michael Rodd		1000m	400m	(0:11.56)	(0:11.09)	(0:11.07)	(0:11.87)	(0:11.37)	(0:11.05)		
4	2	WHISPERING ROGUE	5	67.7	0:10.77	1:20.31 [4]	1:09.52 [2]	0:58.75 [1]	0:47.38 [1]	0:35.61 [1]	0:24.12 [2]	0:35.61	+13
		Cejay Graham		1200m	1200m	(0:10.79)	(0:10.77)	(0:11.37)	(0:11.77)	(0:11.49)	(0:11.48)		
5	7	SOLIDUDE	6	67.2	0:11.05	1:20.70 [5]	1:09.38 [5]	0:58.33 [5]	0:47.21 [5]	0:35.41 [4]	0:23.74 [5]	0:35.41	+11
		Brandon Lerena		1000m	1200m	(0:11.32)	(0:11.05)	(0:11.12)	(0:11.80)	(0:11.67)	(0:11.44)		
6	8	OZZIE INVADER	3	66.7	0:11.19	1:20.80 [6]	1:09.32 [6]	0:58.13 [7]	0:46.91 [7]	0:35.02 [7]	0:23.49 [7]	0:35.02	+9
		Damien Thornton		1000m	1200m	(0:11.48)	(0:11.19)	(0:11.22)	(0:11.89)	(0:11.53)	(0:11.46)		
7	4	SEVEER	2	67.9	0:10.72	1:21.50 [7]	1:10.49 [3]	0:59.77 [3]	0:48.42 [2]	0:36.71 [2]	0:25.08 [3]	0:36.71	+6
		Olivia Webb		1200m	1200m	(0:11.01)	(0:10.72)	(0:11.35)	(0:11.71)	(0:11.63)	(0:11.77)		

Scratched: Betterlucknexttime (#1), Statement Of Truth (#9), The Pool Boy (#5), Exoflow (#11)



DoombenProfessional
Race 3: BECOME A BRC MEMBER QTIS Three-Year-Old BENCHMARK
65 Handicap - 1350m
29 January 2026 - 14:50



Track Rating: Good 4, Weather: Fine, Rail Position: +7.5m Entire

Section		200m		Last 600m			
Field Times		0:12.31 (0:12.31)		0:34.85			
Rank	TAB Horse/Jockey	Barrier	Top Speed [km/h]	Fastest Section	Margin	Distance Travelled [m]	
1	3 HUNTER'S MATE	1	67.6	0:10.78	0:12.31 [1]	1:19.55	0:34.67
	Boris Thornton		1200m	Overall	(0:12.31)		
2	6 ENFORCEABLE	4	68.8	0:10.87	0:12.03 [2]	0.43L	0:34.33 +12
	Jaden Lloyd		1200m	1200m	(0:12.03)		
3	10 THE WHEELBARROW	7	69.0	0:11.05	0:11.79 [4]	1.47L	0:34.21 +11
	Michael Rodd		1000m	400m	(0:11.79)		
4	2 WHISPERING ROGUE	5	67.7	0:10.77	0:12.64 [3]	4.47L	0:35.61 +13
	Cejay Graham		1200m	1200m	(0:12.64)		
5	7 SOLITUDE	6	67.2	0:11.05	0:12.30 [6]	6.76L	0:35.41 +11
	Brandon Lerena		1000m	1200m	(0:12.30)		
6	8 OZZIE INVADER	3	66.7	0:11.19	0:12.03 [7]	7.36L	0:35.02 +9
	Damien Thornton		1000m	1200m	(0:12.03)		
7	4 SEVEER	2	67.9	0:10.72	0:13.31 [5]	11.48L	0:36.71 +6
	Olivia Webb		1200m	1200m	(0:13.31)		

Scratched: Betterlucknexttime (#1), Statement Of Truth (#9), The Pool Boy (#5), Exoflow (#11)



Horse/Jockey Name	Hunter's Mate
Final Rank	1
Fastest Section Time (Section)	0:10.78 (Overall)
Top Speed [km/h] (Section)	67.6 (1200m)
Race State	Finished



DoombenProfessional
Race 3: BECOME A BRC MEMBER QTIS Three-Year-Old
BENCHMARK 65 Handicap - 1350m

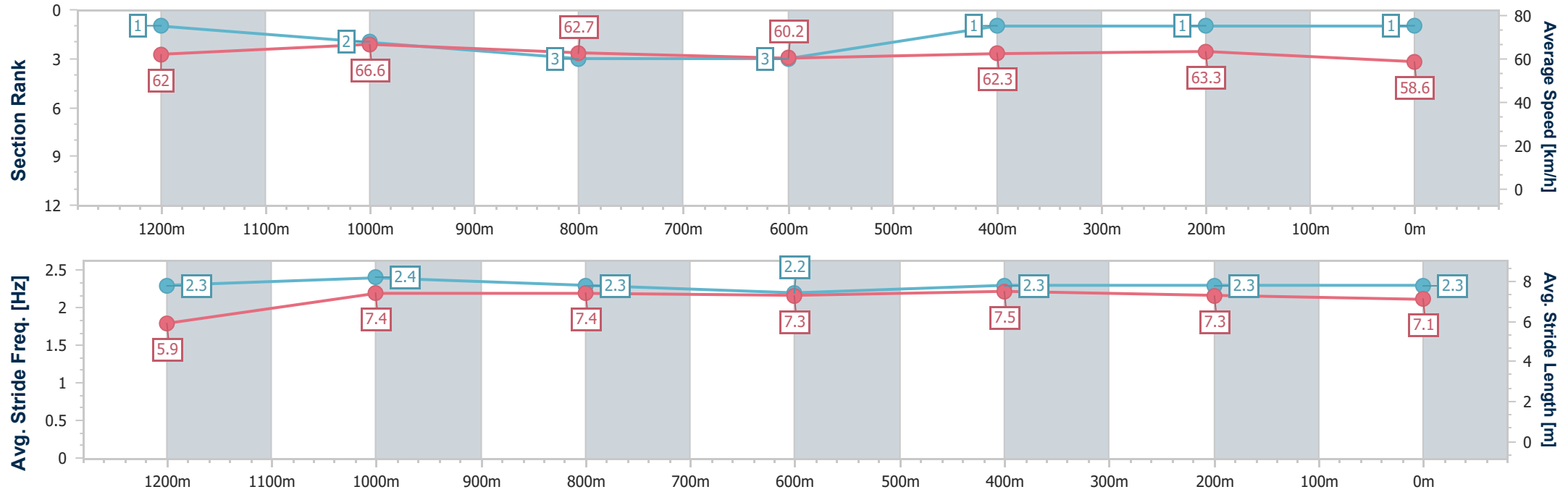
29 January 2026 - 14:50

Track Rating: Good 4, Weather: Fine, Rail Position: +7.5m Entire



BRISBANE
RACING CLUB

Section	Overall	1200m	1000m	800m	600m	400m	200m						
Section Times	1:19.55 [1] (0:10.78)	1:08.77 [1] (0:10.81)	0:57.96 [2] (0:11.52)	0:46.44 [3] (0:11.77)	0:34.67 [3] (0:11.13)	0:23.54 [1] (0:11.23)	0:12.31 [1] (0:12.31)						
Average Speed [km/h]	62.0	66.6	62.7	60.2	62.3	63.3	58.6						
Top Speed [km/h]	65.8	67.6	66.4	62.0	64.1	64.8	61.6						
Avg. Dist. to Rail [m]	1.3	0.9	1.7	3.7	6.3	6.3	3.1						
Avg. Stride Freq. [Hz]	2.3	2.4	2.3	2.2	2.3	2.3	2.3						
Avg. Stride Length [m]	5.9	7.4	7.4	7.3	7.5	7.3	7.1						





Horse/Jockey Name	Enforceable
Final Rank	2
Fastest Section Time (Section)	0:10.87 (1200m)
Top Speed [km/h] (Section)	68.8 (1200m)
Race State	Finished

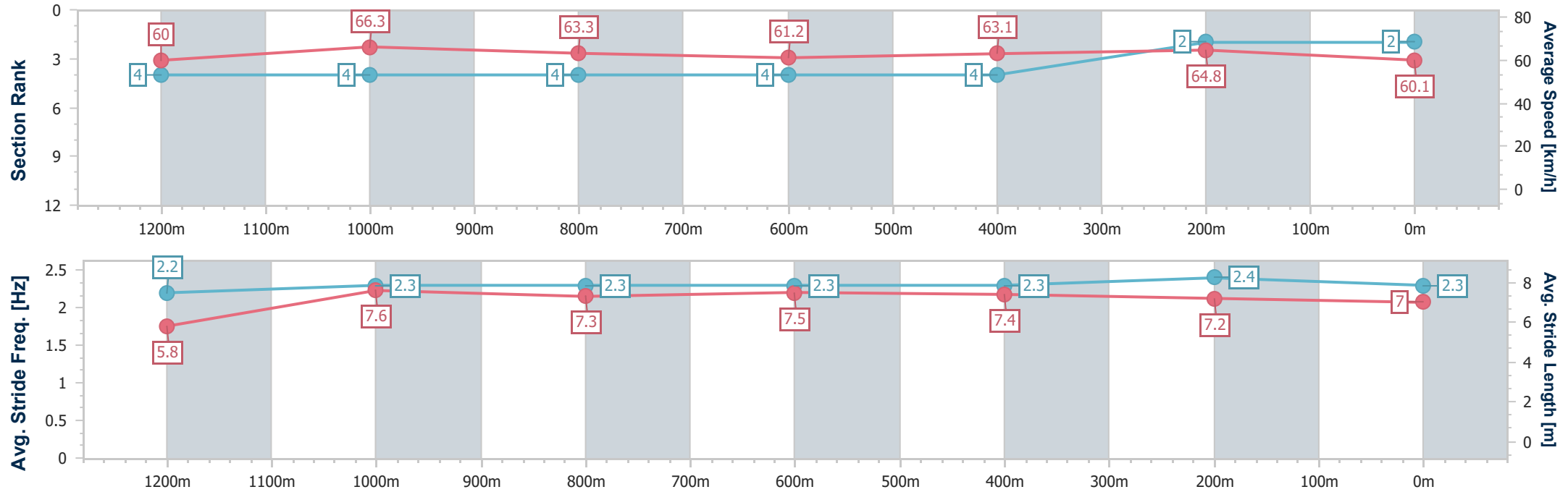


DoombenProfessional
Race 3: BECOME A BRC MEMBER QTIS Three-Year-Old
BENCHMARK 65 Handicap - 1350m
29 January 2026 - 14:50
Track Rating: Good 4, Weather: Fine, Rail Position: +7.5m Entire



BRISBANE
RACING CLUB

Section	Overall	1200m	1000m	800m	600m	400m	200m						
Section Times	1:19.62 [2] (0:11.04)	1:08.58 [4] (0:10.87)	0:57.71 [4] (0:11.56)	0:46.15 [4] (0:11.82)	0:34.33 [4] (0:11.25)	0:23.08 [4] (0:11.05)	0:12.03 [2] (0:12.03)						
Average Speed [km/h]	60.0	66.3	63.3	61.2	63.1	64.8	60.1						
Top Speed [km/h]	64.3	68.8	66.3	63.4	64.8	65.8	62.5						
Avg. Dist. to Rail [m]	3.4	3.3	5.1	1.5	3.0	2.1	1.4						
Avg. Stride Freq. [Hz]	2.2	2.3	2.3	2.3	2.3	2.4	2.3						
Avg. Stride Length [m]	5.8	7.6	7.3	7.5	7.4	7.2	7.0						





Horse/Jockey Name	The Wheelbarrow
Final Rank	3
Fastest Section Time (Section)	0:11.05 (400m)
Top Speed [km/h] (Section)	69.0 (1000m)
Race State	Finished



DoombenProfessional
Race 3: BECOME A BRC MEMBER QTIS Three-Year-Old
BENCHMARK 65 Handicap - 1350m

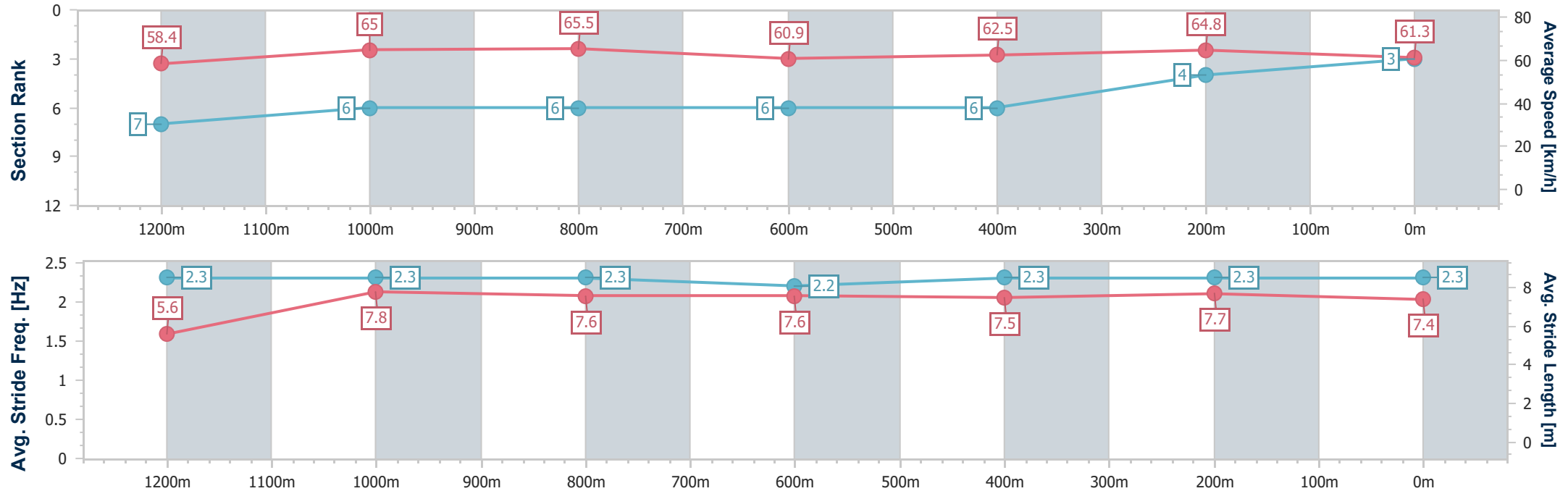
29 January 2026 - 14:50

Track Rating: Good 4, Weather: Fine, Rail Position: +7.5m Entire



BRISBANE
RACING CLUB

Section	Overall	1200m	1000m	800m	600m	400m	200m						
Section Times	1:19.80 [3] (0:11.56)	1:08.24 [7] (0:11.09)	0:57.15 [6] (0:11.07)	0:46.08 [6] (0:11.87)	0:34.21 [6] (0:11.37)	0:22.84 [6] (0:11.05)	0:11.79 [4] (0:11.79)						
Average Speed [km/h]	58.4	65.0	65.5	60.9	62.5	64.8	61.3						
Top Speed [km/h]	63.1	66.3	69.0	62.8	64.2	66.4	63.4						
Avg. Dist. to Rail [m]	4.7	1.5	2.4	0.8	2.5	2.2	3.3						
Avg. Stride Freq. [Hz]	2.3	2.3	2.3	2.2	2.3	2.3	2.3						
Avg. Stride Length [m]	5.6	7.8	7.6	7.6	7.5	7.7	7.4						





Horse/Jockey Name	Whispering Rogue
Final Rank	4
Fastest Section Time (Section)	0:10.77 (1200m)
Top Speed [km/h] (Section)	67.7 (1200m)
Race State	Finished



DoombenProfessional
Race 3: BECOME A BRC MEMBER QTIS Three-Year-Old
BENCHMARK 65 Handicap - 1350m

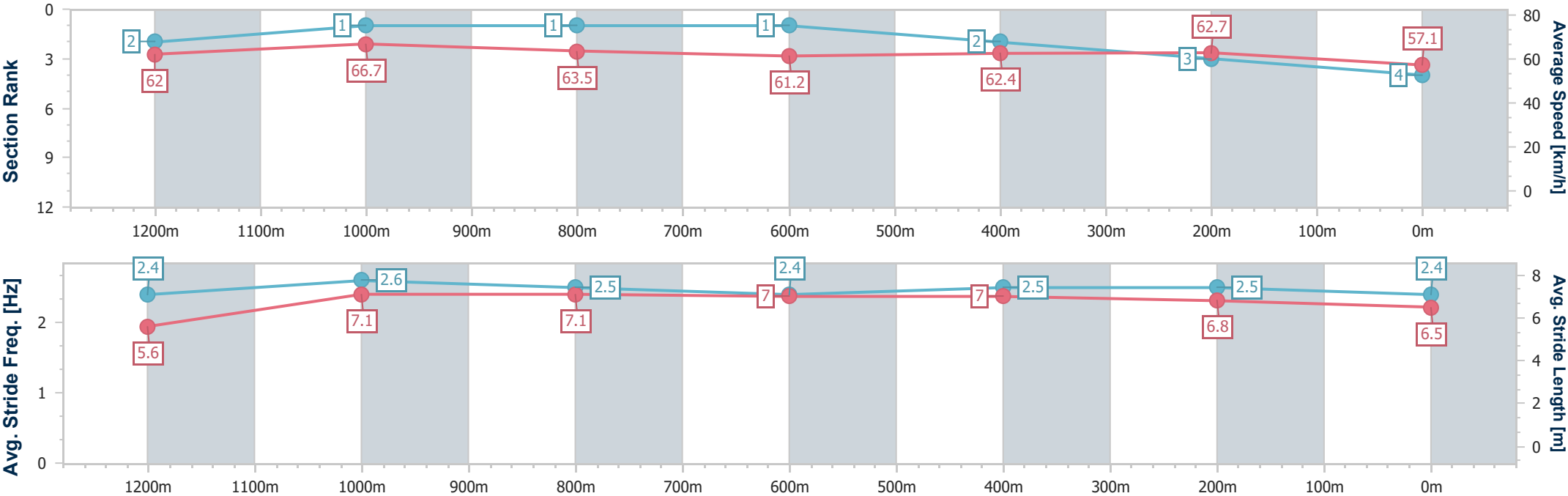
29 January 2026 - 14:50

Track Rating: Good 4, Weather: Fine, Rail Position: +7.5m Entire



BRISBANE
RACING CLUB

Section	Overall	1200m	1000m	800m	600m	400m	200m						
Section Times	1:20.31 [4] (0:10.79)	1:09.52 [2] (0:10.77)	0:58.75 [1] (0:11.37)	0:47.38 [1] (0:11.77)	0:35.61 [1] (0:11.49)	0:24.12 [2] (0:11.48)	0:12.64 [3] (0:12.64)						
Average Speed [km/h]	62.0	66.7	63.5	61.2	62.4	62.7	57.1						
Top Speed [km/h]	65.0	67.7	66.2	62.2	63.4	63.8	60.0						
Avg. Dist. to Rail [m]	4.0	1.9	2.0	0.5	0.5	1.1	1.6						
Avg. Stride Freq. [Hz]	2.4	2.6	2.5	2.4	2.5	2.5	2.4						
Avg. Stride Length [m]	5.6	7.1	7.1	7.0	7.0	6.8	6.5						





Horse/Jockey Name	Solidude
Final Rank	5
Fastest Section Time (Section)	0:11.05 (1200m)
Top Speed [km/h] (Section)	67.2 (1000m)
Race State	Finished



DoombenProfessional
Race 3: BECOME A BRC MEMBER QTIS Three-Year-Old
BENCHMARK 65 Handicap - 1350m

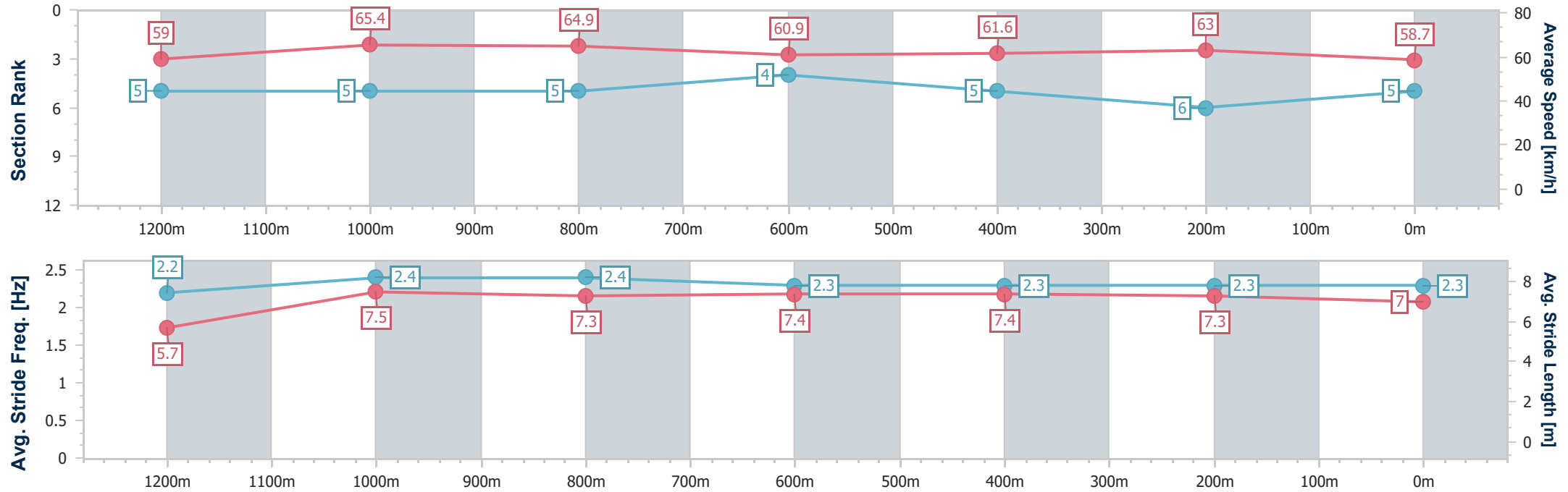
29 January 2026 - 14:50

Track Rating: Good 4, Weather: Fine, Rail Position: +7.5m Entire



BRISBANE
RACING CLUB

Section	Overall	1200m	1000m	800m	600m	400m	200m						
Section Times	1:20.70 [5] (0:11.32)	1:09.38 [5] (0:11.05)	0:58.33 [5] (0:11.12)	0:47.21 [5] (0:11.80)	0:35.41 [4] (0:11.67)	0:23.74 [5] (0:11.44)	0:12.30 [6] (0:12.30)						
Average Speed [km/h]	59.0	65.4	64.9	60.9	61.6	63.0	58.7						
Top Speed [km/h]	63.2	66.4	67.2	63.1	62.8	63.8	61.6						
Avg. Dist. to Rail [m]	4.0	0.9	0.6	1.0	0.9	1.7	3.1						
Avg. Stride Freq. [Hz]	2.2	2.4	2.4	2.3	2.3	2.3	2.3						
Avg. Stride Length [m]	5.7	7.5	7.3	7.4	7.4	7.3	7.0						





Horse/Jockey Name	Ozzie Invader
Final Rank	6
Fastest Section Time (Section)	0:11.19 (1200m)
Top Speed [km/h] (Section)	66.7 (1000m)
Race State	Finished



DoombenProfessional
Race 3: BECOME A BRC MEMBER QTIS Three-Year-Old
BENCHMARK 65 Handicap - 1350m

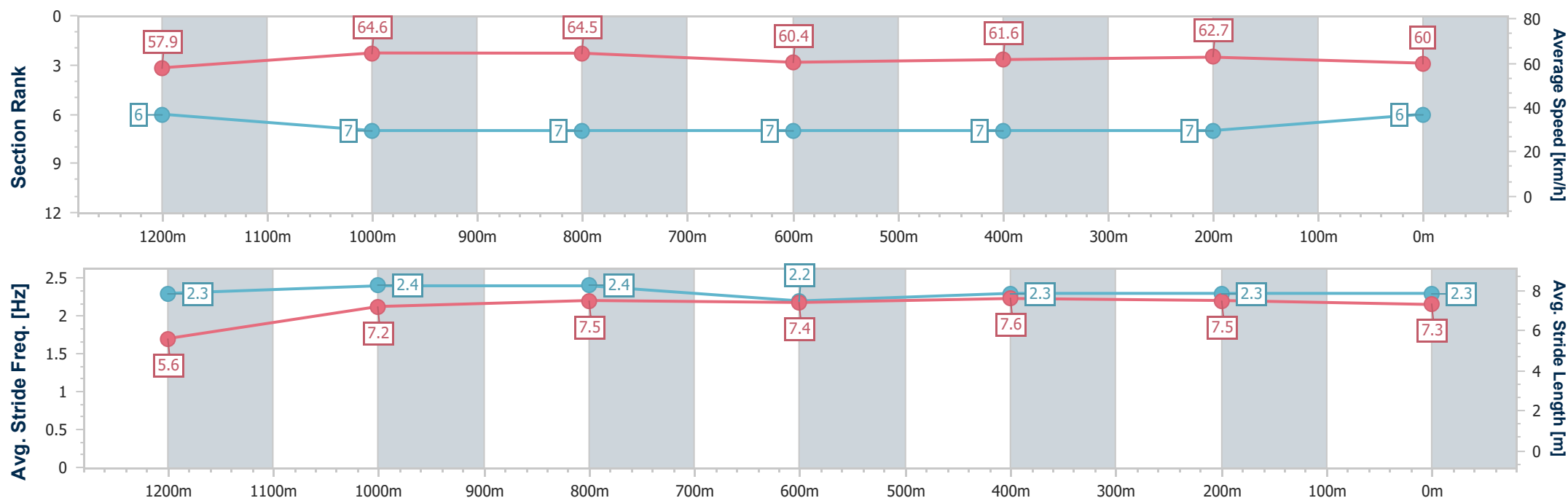
29 January 2026 - 14:50

Track Rating: Good 4, Weather: Fine, Rail Position: +7.5m Entire



BRISBANE
RACING CLUB

Section	Overall	1200m	1000m	800m	600m	400m	200m						
Section Times	1:20.80 [6] (0:11.48)	1:09.32 [6] (0:11.19)	0:58.13 [7] (0:11.22)	0:46.91 [7] (0:11.89)	0:35.02 [7] (0:11.53)	0:23.49 [7] (0:11.46)	0:12.03 [7] (0:12.03)						
Average Speed [km/h]	57.9	64.6	64.5	60.4	61.6	62.7	60.0						
Top Speed [km/h]	61.8	65.6	66.7	61.8	62.4	63.7	61.9						
Avg. Dist. to Rail [m]	2.4	0.2	0.8	1.6	2.7	1.6	3.4						
Avg. Stride Freq. [Hz]	2.3	2.4	2.4	2.2	2.3	2.3	2.3						
Avg. Stride Length [m]	5.6	7.2	7.5	7.4	7.6	7.5	7.3						





Horse/Jockey Name	Seveer
Final Rank	7
Fastest Section Time (Section)	0:10.72 (1200m)
Top Speed [km/h] (Section)	67.9 (1200m)
Race State	Finished



DoombenProfessional
Race 3: BECOME A BRC MEMBER QTIS Three-Year-Old
BENCHMARK 65 Handicap - 1350m

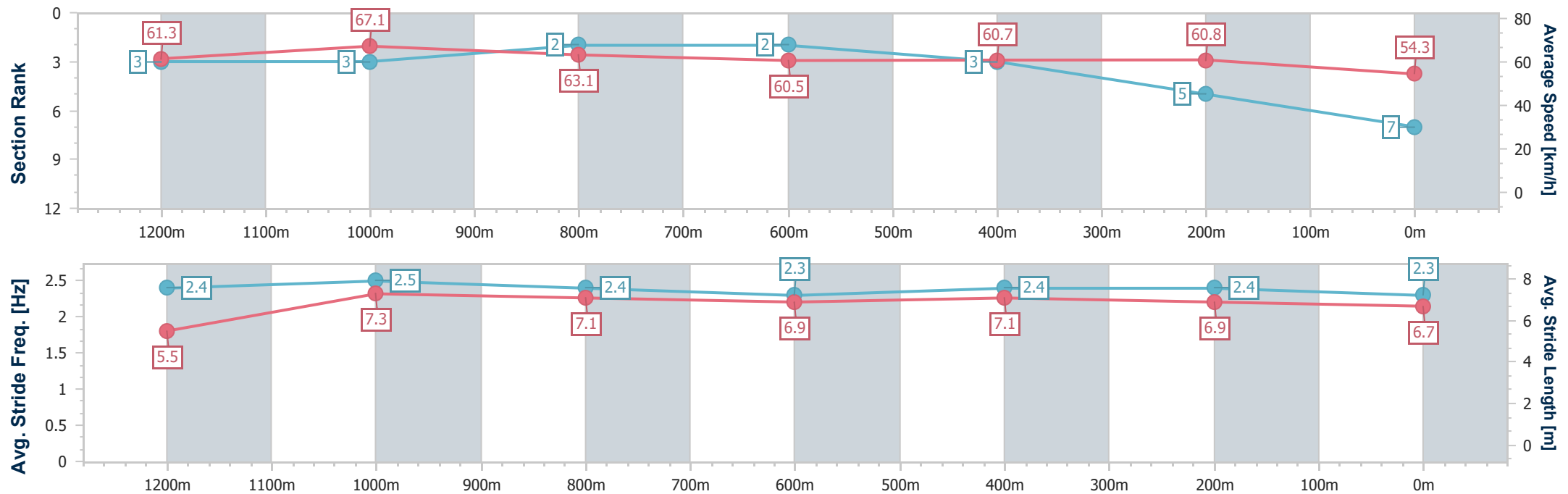
29 January 2026 - 14:50

Track Rating: Good 4, Weather: Fine, Rail Position: +7.5m Entire



BRISBANE
RACING CLUB

Section	Overall	1200m	1000m	800m	600m	400m	200m						
Section Times	1:21.50 [7] (0:11.01)	1:10.49 [3] (0:10.72)	0:59.77 [3] (0:11.35)	0:48.42 [2] (0:11.71)	0:36.71 [2] (0:11.63)	0:25.08 [3] (0:11.77)	0:13.31 [5] (0:13.31)						
Average Speed [km/h]	61.3	67.1	63.1	60.5	60.7	60.8	54.3						
Top Speed [km/h]	65.6	67.9	66.6	61.8	62.3	62.4	58.4						
Avg. Dist. to Rail [m]	1.1	0.9	0.5	2.9	3.0	2.4	2.7						
Avg. Stride Freq. [Hz]	2.4	2.5	2.4	2.3	2.4	2.4	2.3						
Avg. Stride Length [m]	5.5	7.3	7.1	6.9	7.1	6.9	6.7						





DoombenProfessional

Race 4: SKY RACING QTIS Three-Year-Old Maiden Handicap - 1350m

29 January 2026 - 15:25



BRISBANE
RACING CLUB

Track Rating: Good 4, Weather: Fine, Rail Position: +7.5m Entire

Section						Overall	1200m	1000m	800m	600m	400m	Last 600m	
Field Times						1:20.15 (0:11.06)	1:09.09 (0:11.04)	0:58.05 (0:11.32)	0:46.73 (0:11.71)	0:35.02 (0:11.75)	0:23.27 (0:11.23)	0:35.02	
Rank	TAB	Horse/Jockey	Barrier	Top Speed [km/h]	Fastest Section								Distance Travelled [m]
1	4	YOU SEXY THING	9	66.2	0:11.11	1:20.15 [1]	1:08.54 [8]	0:57.38 [7]	0:46.05 [6]	0:34.51 [5]	0:22.74 [4]	0:34.51	
		Ryan Maloney		400m	400m	(0:11.61)	(0:11.16)	(0:11.33)	(0:11.54)	(0:11.77)	(0:11.11)		
2	17	ASTERN EFFORT	3	65.7	0:11.04	1:20.17 [2]	1:09.11 [1]	0:58.07 [1]	0:46.75 [1]	0:35.04 [1]	0:23.29 [1]	0:35.04	
		Cejay Graham		1200m	1200m	(0:11.06)	(0:11.04)	(0:11.32)	(0:11.71)	(0:11.75)	(0:11.23)		
3	14	KATIE AINE	8	65.7	0:11.25	1:20.79 [3]	1:09.19 [7]	0:57.94 [8]	0:46.53 [8]	0:35.01 [6]	0:23.16 [6]	0:35.01	
		Martin Harley		1200m	1200m	(0:11.60)	(0:11.25)	(0:11.41)	(0:11.52)	(0:11.85)	(0:11.26)		
4	7	TURBO TORQUE	4	65.2	0:11.23	1:20.85 [4]	1:09.44 [6]	0:58.21 [5]	0:46.95 [5]	0:35.41 [3]	0:23.64 [3]	0:35.41	
		Ryan Wiggins		1000m	1200m	(0:11.41)	(0:11.23)	(0:11.26)	(0:11.54)	(0:11.77)	(0:11.47)		
5	3	PASS THE PEAK	7	64.9	0:11.19	1:20.93 [5]	1:09.64 [4]	0:58.45 [3]	0:47.07 [3]	0:35.36 [4]	0:23.41 [5]	0:35.36	
		Brandon Lerena		1200m	1200m	(0:11.29)	(0:11.19)	(0:11.38)	(0:11.71)	(0:11.95)	(0:11.42)		
6	13	PLATYPUS	6	65.4	0:11.06	1:21.20 [6]	1:10.14 [1]	0:58.99 [2]	0:47.70 [2]	0:36.02 [2]	0:24.31 [2]	0:36.02	
		Chelsea Baker		1200m	Overall	(0:11.06)	(0:11.15)	(0:11.29)	(0:11.68)	(0:11.71)	(0:11.60)		
7	15	PIGGIETALES	5	65.7	0:11.37	1:21.61 [7]	1:09.89 [10]	0:58.52 [12]	0:46.87 [12]	0:35.29 [11]	0:23.53 [8]	0:35.29	
		Harrison Shaw		1200m	1200m	(0:11.72)	(0:11.37)	(0:11.65)	(0:11.58)	(0:11.76)	(0:11.38)		
8	16	LADY TANGALOOMA	12	68.7	0:11.22	1:21.69 [8]	1:09.86 [12]	0:58.64 [11]	0:47.22 [10]	0:35.46 [10]	0:23.24 [12]	0:35.46	
		Angela Jones		1200m	1200m	(0:11.83)	(0:11.22)	(0:11.42)	(0:11.76)	(0:12.22)	(0:11.36)		
9	12	FANTASTICMISS	11	63.7	0:11.24	1:21.80 [9]	1:10.56 [3]	0:59.10 [6]	0:47.58 [7]	0:35.94 [8]	0:23.92 [7]	0:35.94	
		Jake Bayliss		1200m	Overall	(0:11.24)	(0:11.46)	(0:11.52)	(0:11.64)	(0:12.02)	(0:11.70)		
10	18	INQUICKTIME	1	65.3	0:11.14	1:23.16 [10]	1:11.77 [5]	1:00.63 [4]	0:49.27 [4]	0:37.32 [7]	0:24.94 [9]	0:37.32	
		Daniel Moor		1200m	1200m	(0:11.39)	(0:11.14)	(0:11.36)	(0:11.95)	(0:12.38)	(0:11.88)		

Scratched: Rusty Tycoon (#6), Reconciliate (#11), Weekend Spirit (#8), Franklyresistible (#10), Machrimore (#9), Duomo (#1)



DoombenProfessional

Race 4: SKY RACING QTIS Three-Year-Old Maiden Handicap - 1350m

29 January 2026 - 15:25



BRISBANE
RACING CLUB

Track Rating: Good 4, Weather: Fine, Rail Position: +7.5m Entire

Section						Overall	1200m	1000m	800m	600m	400m	Last 600m	
Field Times						1:20.15 (0:11.06)	1:09.09 (0:11.04)	0:58.05 (0:11.32)	0:46.73 (0:11.71)	0:35.02 (0:11.75)	0:23.27 (0:11.23)	0:35.02	
Rank	TAB	Horse/Jockey	Barrier	Top Speed [km/h]	Fastest Section							Distance Travelled [m]	
11	5	ZOU ZOU SHARGUSA	10	65.2	0:11.26	1:23.77 [11]	1:12.02 [11]	1:00.76 [10]	0:49.25 [11]	0:37.43 [12]	0:25.37 [11]	0:37.43	-2
		Micheal Hellyer		1200m	1200m	(0:11.75)	(0:11.26)	(0:11.51)	(0:11.82)	(0:12.06)	(0:11.92)		
12	2	APOLLO CREAM	2	65.4	0:11.20	1:23.79 [12]	1:12.12 [9]	1:00.92 [9]	0:49.53 [9]	0:37.67 [9]	0:25.56 [10]	0:37.67	-3
		Damien Boche		1200m	1200m	(0:11.67)	(0:11.20)	(0:11.39)	(0:11.86)	(0:12.11)	(0:11.98)		

Scratched: Rusty Tycoon (#6), Reconciliate (#11), Weekend Spirit (#8), Franklyiresistible (#10), Machrimore (#9), Duomo (#1)



DoombenProfessional

Race 4: SKY RACING QTIS Three-Year-Old Maiden Handicap - 1350m

29 January 2026 - 15:25



BRISBANE
RACING CLUB

Track Rating: Good 4, Weather: Fine, Rail Position: +7.5m Entire

Section Field Times				200m 0:12.04 (0:12.04)				Last 600m 0:35.02	
Rank	TAB	Horse/Jockey	Barrier	Top Speed [km/h]	Fastest Section	Margin		Distance Travelled [m]	
1	4	YOU SEXY THING	9	66.2	0:11.11	0:11.63 [3]	1:20.15	0:34.51	
		Ryan Maloney		400m	400m	(0:11.63)			
2	17	ASTER N EFFORT	3	65.7	0:11.04	0:12.06 [1]	0.09L	0:35.04	-1
		Cejay Graham		1200m	1200m	(0:12.06)			
3	14	KATIE AINE	8	65.7	0:11.25	0:11.90 [5]	3.76L	0:35.01	+0
		Martin Harley		1200m	1200m	(0:11.90)			
4	7	TURBO TORQUE	4	65.2	0:11.23	0:12.17 [4]	4.11L	0:35.41	-3
		Ryan Wiggins		1000m	1200m	(0:12.17)			
5	3	PASS THE PEAK	7	64.9	0:11.19	0:11.99 [6]	4.58L	0:35.36	+2
		Brandon Lerena		1200m	1200m	(0:11.99)			
6	13	PLATYPUS	6	65.4	0:11.06	0:12.71 [2]	6.18L	0:36.02	+0
		Chelsea Baker		1200m	Overall	(0:12.71)			
7	15	PIGGIETALES	5	65.7	0:11.37	0:12.15 [7]	8.6L	0:35.29	+1
		Harrison Shaw		1200m	1200m	(0:12.15)			
8	16	LADY TANGALOOMA	12	68.7	0:11.22	0:11.88 [9]	9.05L	0:35.46	+2
		Angela Jones		1200m	1200m	(0:11.88)			
9	12	FANTASTICMISS	11	63.7	0:11.24	0:12.22 [8]	9.68L	0:35.94	+4
		Jake Bayliss		1200m	Overall	(0:12.22)			
10	18	INQUICKTIME	1	65.3	0:11.14	0:13.06 [10]	17.7L	0:37.32	-2
		Daniel Moor		1200m	1200m	(0:13.06)			

Scratched: Rusty Tycoon (#6), Reconciliate (#11), Weekend Spirit (#8), Franklyresistible (#10), Machrimore (#9), Duomo (#1)

Report Created: Thu 29 January 2026 15:43 GMT+ (Note: Timing is based on position data)

Page 3/16

[] Ranking at each section and finish
-:-:- No data available at this section
NA No data available

SCN Saddle cloth number
DNF Did not finish
DNT Did not track

data processed by  TRIPLESDATA



DoombenProfessional

Race 4: SKY RACING QTIS Three-Year-Old Maiden Handicap - 1350m

29 January 2026 - 15:25



BRISBANE
RACING CLUB

Track Rating: Good 4, Weather: Fine, Rail Position: +7.5m Entire

Section						200m		Last 600m	
Field Times						0:12.04 (0:12.04)		0:35.02	
Rank	TAB	Horse/Jockey	Barrier	Top Speed [km/h]	Fastest Section	Margin		Distance Travelled [m]	
11	5	ZOU ZOU SHARGUSA	10	65.2	0:11.26	0:13.45 [12]	21.3L	0:37.43	-2
		Micheal Hellyer		1200m	1200m	(0:13.45)			
12	2	APOLLO CREAM	2	65.4	0:11.20	0:13.58 [11]	21.4L	0:37.67	-3
		Damien Boche		1200m	1200m	(0:13.58)			

Scratched: Rusty Tycoon (#6), Reconciliate (#11), Weekend Spirit (#8), Franklyiresistible (#10), Machrimore (#9), Duomo (#1)



Horse/Jockey Name	You Sexy Thing
Final Rank	1
Fastest Section Time (Section)	0:11.11 (400m)
Top Speed [km/h] (Section)	66.2 (400m)
Race State	Finished

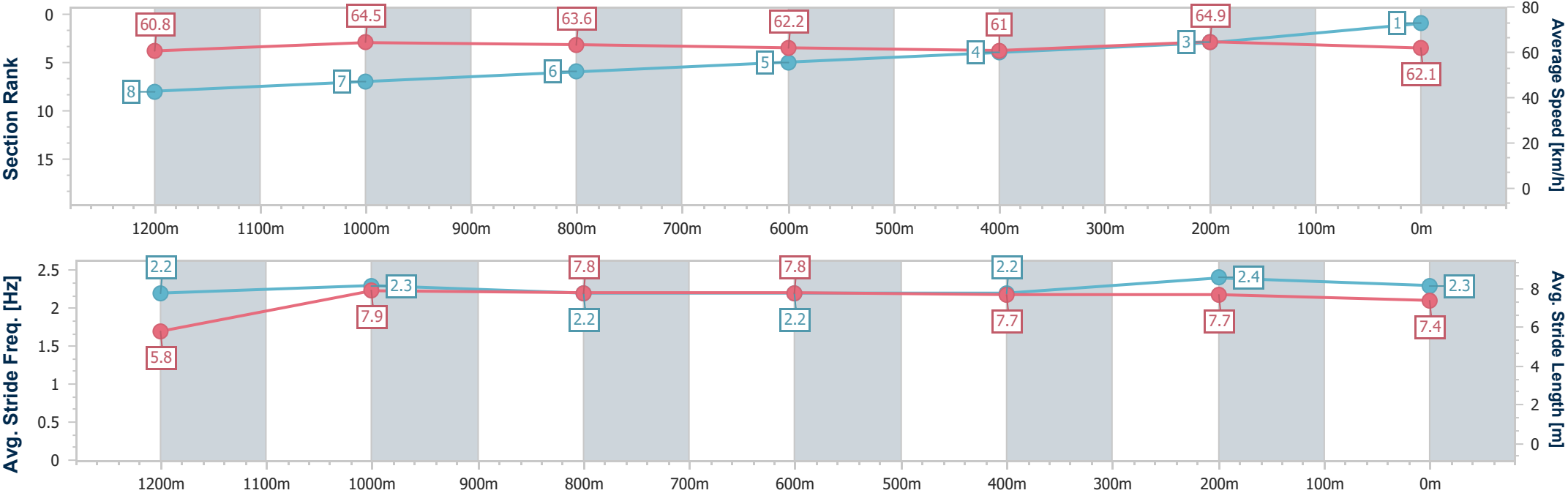


DoombenProfessional
Race 4: SKY RACING QTIS Three-Year-Old Maiden Handicap - 1350m
29 January 2026 - 15:25
Track Rating: Good 4, Weather: Fine, Rail Position: +7.5m Entire



BRISBANE
RACING CLUB

Section	Overall	1200m	1000m	800m	600m	400m	200m						
Section Times	1:20.15 [1] (0:11.61)	1:08.54 [8] (0:11.16)	0:57.38 [7] (0:11.33)	0:46.05 [6] (0:11.54)	0:34.51 [5] (0:11.77)	0:22.74 [4] (0:11.11)	0:11.63 [3] (0:11.63)						
Average Speed [km/h]	60.8	64.5	63.6	62.2	61.0	64.9	62.1						
Top Speed [km/h]	64.2	65.2	64.0	63.3	62.4	66.2	65.3						
Avg. Dist. to Rail [m]	4.6	1.0	0.5	0.4	0.8	2.5	2.5						
Avg. Stride Freq. [Hz]	2.2	2.3	2.2	2.2	2.2	2.4	2.3						
Avg. Stride Length [m]	5.8	7.9	7.8	7.8	7.7	7.7	7.4						





Horse/Jockey Name	Astern Effort
Final Rank	2
Fastest Section Time (Section)	0:11.04 (1200m)
Top Speed [km/h] (Section)	65.7 (1200m)
Race State	Finished

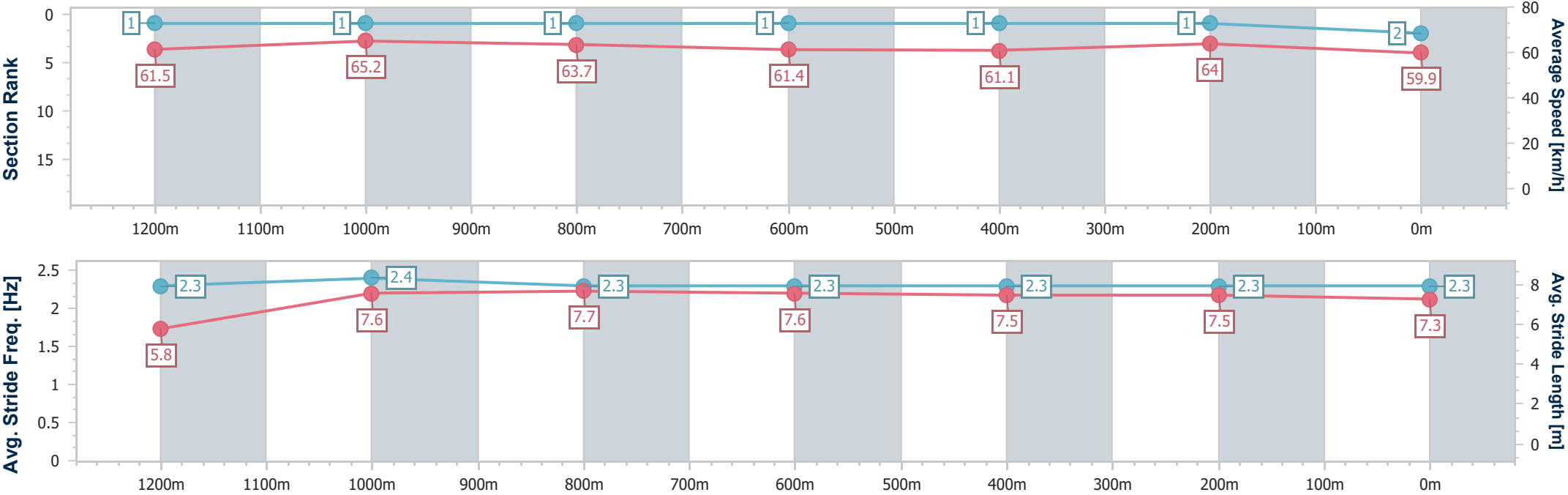


DoombenProfessional
Race 4: SKY RACING QTIS Three-Year-Old Maiden Handicap - 1350m
29 January 2026 - 15:25
Track Rating: Good 4, Weather: Fine, Rail Position: +7.5m Entire



BRISBANE
RACING CLUB

Section	Overall	1200m	1000m	800m	600m	400m	200m						
Section Times	1:20.17 [2] (0:11.06)	1:09.11 [1] (0:11.04)	0:58.07 [1] (0:11.32)	0:46.75 [1] (0:11.71)	0:35.04 [1] (0:11.75)	0:23.29 [1] (0:11.23)	0:12.06 [1] (0:12.06)						
Average Speed [km/h]	61.5	65.2	63.7	61.4	61.1	64.0	59.9						
Top Speed [km/h]	65.3	65.7	65.0	62.0	64.2	65.4	62.6						
Avg. Dist. to Rail [m]	2.1	0.4	0.5	0.1	0.6	1.4	1.5						
Avg. Stride Freq. [Hz]	2.3	2.4	2.3	2.3	2.3	2.3	2.3						
Avg. Stride Length [m]	5.8	7.6	7.7	7.6	7.5	7.5	7.3						





Horse/Jockey Name	Katie Aine
Final Rank	3
Fastest Section Time (Section)	0:11.25 (1200m)
Top Speed [km/h] (Section)	65.7 (1200m)
Race State	Finished

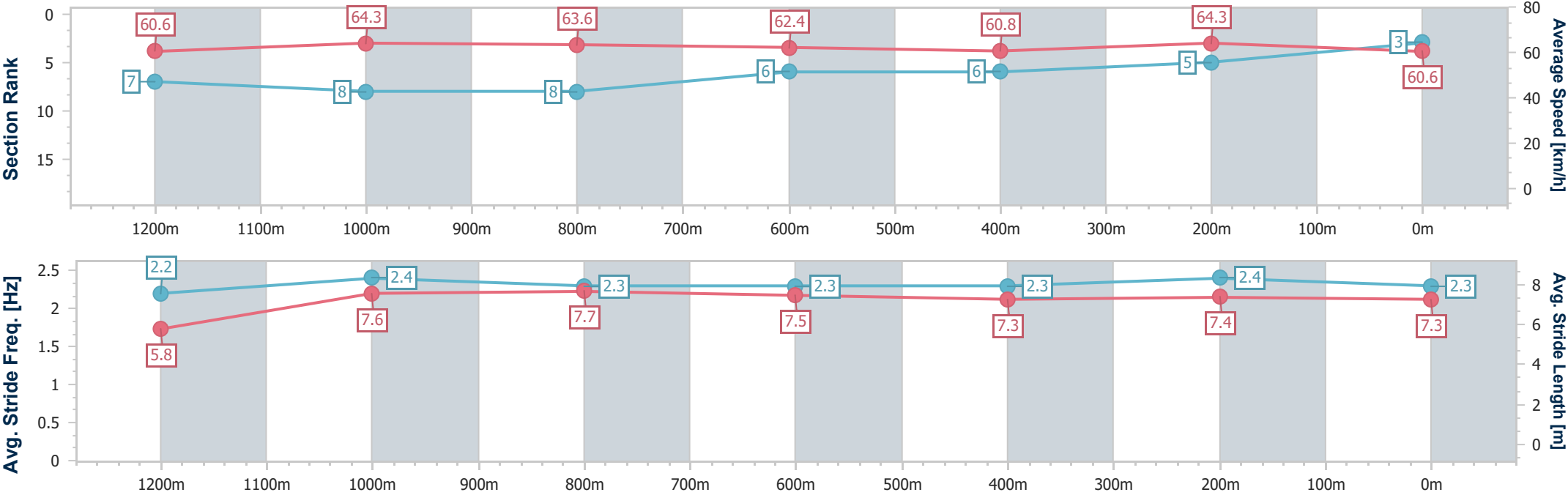


DoombenProfessional
Race 4: SKY RACING QTIS Three-Year-Old Maiden Handicap - 1350m
29 January 2026 - 15:25
Track Rating: Good 4, Weather: Fine, Rail Position: +7.5m Entire



BRISBANE
RACING CLUB

Section	Overall	1200m	1000m	800m	600m	400m	200m						
Section Times	1:20.79 [3] (0:11.60)	1:09.19 [7] (0:11.25)	0:57.94 [8] (0:11.41)	0:46.53 [8] (0:11.52)	0:35.01 [6] (0:11.85)	0:23.16 [6] (0:11.26)	0:11.90 [5] (0:11.90)						
Average Speed [km/h]	60.6	64.3	63.6	62.4	60.8	64.3	60.6						
Top Speed [km/h]	64.5	65.7	64.1	63.0	63.1	65.4	63.8						
Avg. Dist. to Rail [m]	6.7	2.7	1.7	0.7	0.8	3.9	3.5						
Avg. Stride Freq. [Hz]	2.2	2.4	2.3	2.3	2.3	2.4	2.3						
Avg. Stride Length [m]	5.8	7.6	7.7	7.5	7.3	7.4	7.3						





Horse/Jockey Name	Turbo Torque
Final Rank	4
Fastest Section Time (Section)	0:11.23 (1200m)
Top Speed [km/h] (Section)	65.2 (1000m)
Race State	Finished

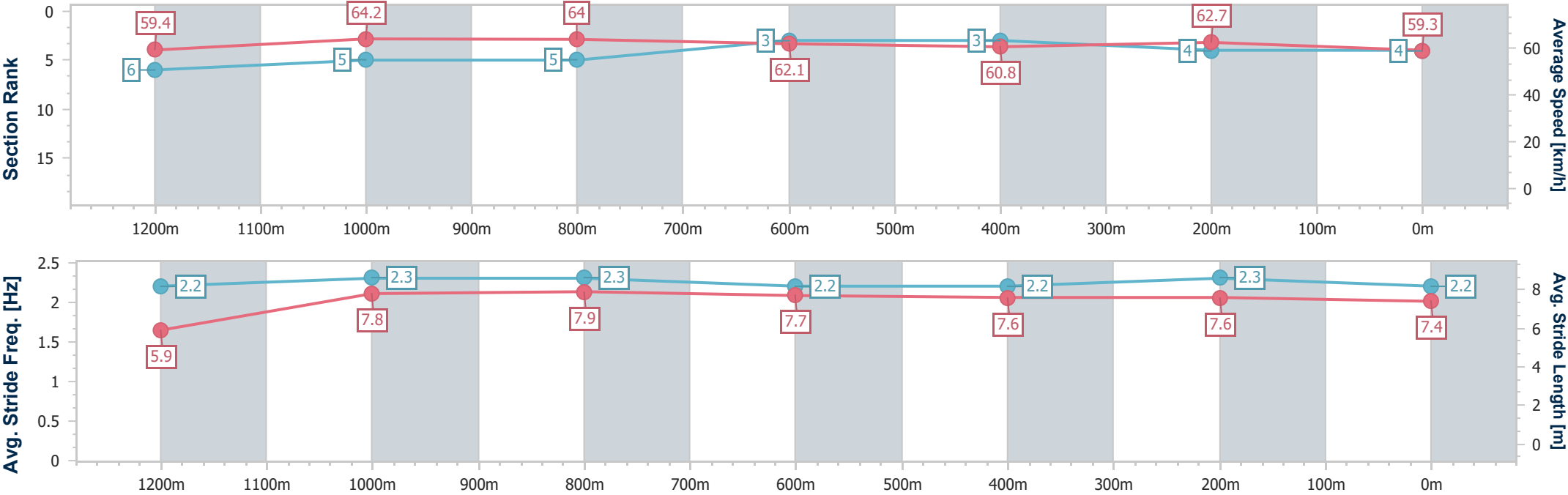


DoombenProfessional
Race 4: SKY RACING QTIS Three-Year-Old Maiden Handicap - 1350m
29 January 2026 - 15:25
Track Rating: Good 4, Weather: Fine, Rail Position: +7.5m Entire



BRISBANE
RACING CLUB

Section	Overall	1200m	1000m	800m	600m	400m	200m						
Section Times	1:20.85 [4] (0:11.41)	1:09.44 [6] (0:11.23)	0:58.21 [5] (0:11.26)	0:46.95 [5] (0:11.54)	0:35.41 [3] (0:11.77)	0:23.64 [3] (0:11.47)	0:12.17 [4] (0:12.17)						
Average Speed [km/h]	59.4	64.2	64.0	62.1	60.8	62.7	59.3						
Top Speed [km/h]	62.7	64.6	65.2	62.5	62.3	63.3	62.1						
Avg. Dist. to Rail [m]	3.1	1.2	0.7	1.0	1.3	0.5	1.1						
Avg. Stride Freq. [Hz]	2.2	2.3	2.3	2.2	2.2	2.3	2.2						
Avg. Stride Length [m]	5.9	7.8	7.9	7.7	7.6	7.6	7.4						





Horse/Jockey Name	Pass The Peak
Final Rank	5
Fastest Section Time (Section)	0:11.19 (1200m)
Top Speed [km/h] (Section)	64.9 (1200m)
Race State	Finished

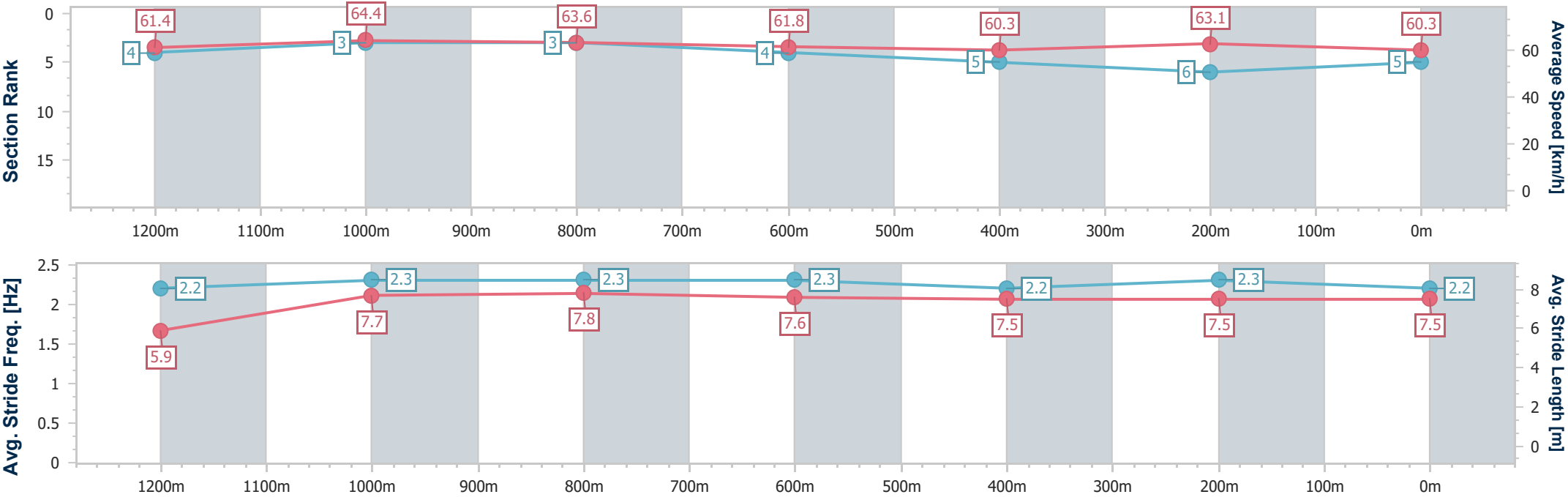


DoombenProfessional
Race 4: SKY RACING QTIS Three-Year-Old Maiden Handicap - 1350m
29 January 2026 - 15:25
Track Rating: Good 4, Weather: Fine, Rail Position: +7.5m Entire



BRISBANE
RACING CLUB

Section	Overall	1200m	1000m	800m	600m	400m	200m						
Section Times	1:20.93 [5] (0:11.29)	1:09.64 [4] (0:11.19)	0:58.45 [3] (0:11.38)	0:47.07 [3] (0:11.71)	0:35.36 [4] (0:11.95)	0:23.41 [5] (0:11.42)	0:11.99 [6] (0:11.99)						
Average Speed [km/h]	61.4	64.4	63.6	61.8	60.3	63.1	60.3						
Top Speed [km/h]	64.4	64.9	64.5	62.7	61.3	63.7	62.6						
Avg. Dist. to Rail [m]	5.5	2.0	1.8	0.9	0.4	1.7	2.0						
Avg. Stride Freq. [Hz]	2.2	2.3	2.3	2.3	2.2	2.3	2.2						
Avg. Stride Length [m]	5.9	7.7	7.8	7.6	7.5	7.5	7.5						





Horse/Jockey Name	Platypus
Final Rank	6
Fastest Section Time (Section)	0:11.06 (Overall)
Top Speed [km/h] (Section)	65.4 (1200m)
Race State	Finished

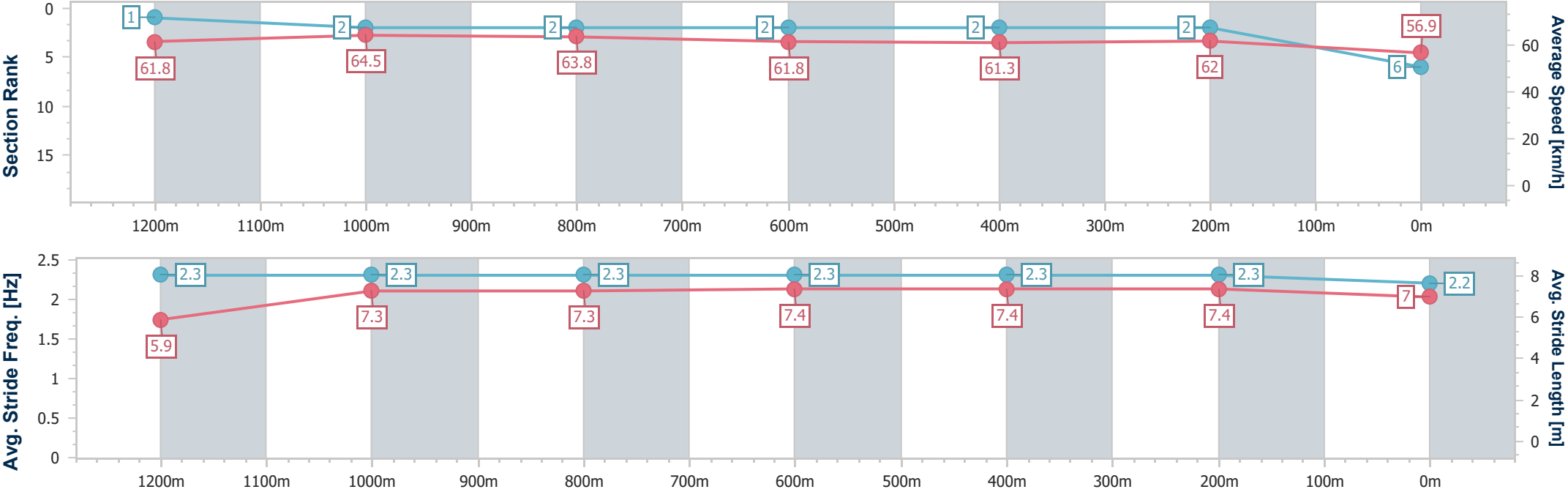


DoombenProfessional
Race 4: SKY RACING QTIS Three-Year-Old Maiden Handicap - 1350m
29 January 2026 - 15:25
Track Rating: Good 4, Weather: Fine, Rail Position: +7.5m Entire



BRISBANE
RACING CLUB

Section	Overall	1200m	1000m	800m	600m	400m	200m						
Section Times	1:21.20 [6] (0:11.06)	1:10.14 [1] (0:11.15)	0:58.99 [2] (0:11.29)	0:47.70 [2] (0:11.68)	0:36.02 [2] (0:11.71)	0:24.31 [2] (0:11.60)	0:12.71 [2] (0:12.71)						
Average Speed [km/h]	61.8	64.5	63.8	61.8	61.3	62.0	56.9						
Top Speed [km/h]	65.0	65.4	65.2	62.7	62.6	62.8	60.3						
Avg. Dist. to Rail [m]	4.1	0.8	0.7	0.5	0.3	0.2	0.6						
Avg. Stride Freq. [Hz]	2.3	2.3	2.3	2.3	2.3	2.3	2.2						
Avg. Stride Length [m]	5.9	7.3	7.3	7.4	7.4	7.4	7.0						





Horse/Jockey Name	Piggietales
Final Rank	7
Fastest Section Time (Section)	0:11.37 (1200m)
Top Speed [km/h] (Section)	65.7 (1200m)
Race State	Finished

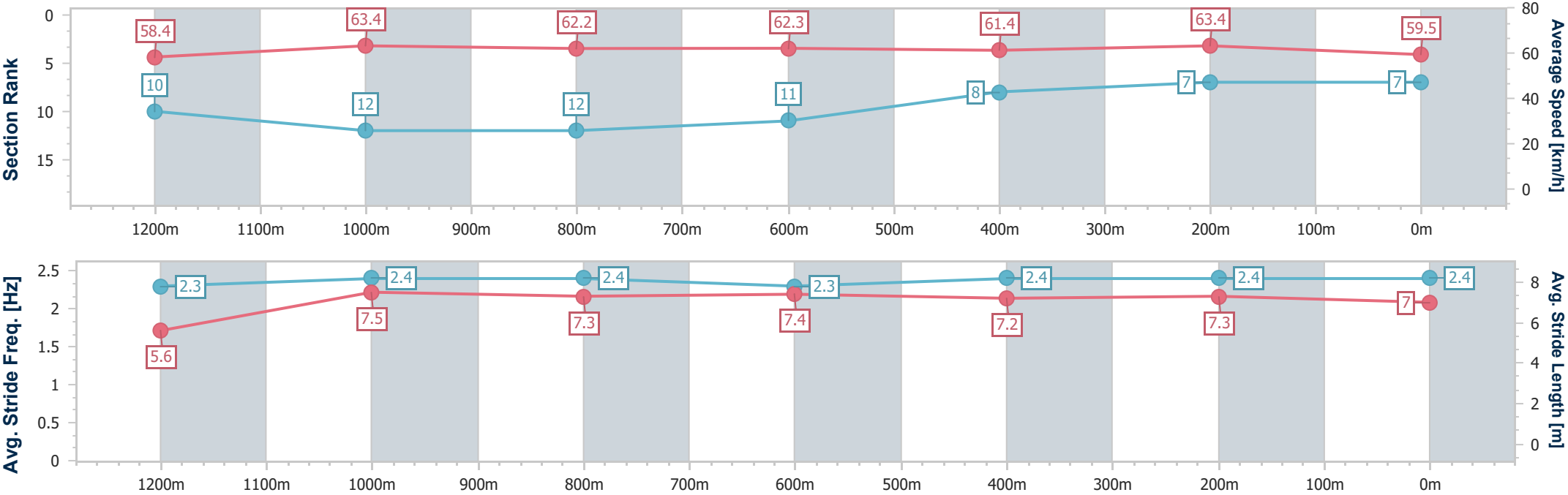


DoombenProfessional
Race 4: SKY RACING QTIS Three-Year-Old Maiden Handicap - 1350m
29 January 2026 - 15:25
Track Rating: Good 4, Weather: Fine, Rail Position: +7.5m Entire



BRISBANE
RACING CLUB

Section	Overall	1200m	1000m	800m	600m	400m	200m						
Section Times	1:21.61 [7] (0:11.72)	1:09.89 [10] (0:11.37)	0:58.52 [12] (0:11.65)	0:46.87 [12] (0:11.58)	0:35.29 [11] (0:11.76)	0:23.53 [8] (0:11.38)	0:12.15 [7] (0:12.15)						
Average Speed [km/h]	58.4	63.4	62.2	62.3	61.4	63.4	59.5						
Top Speed [km/h]	62.7	65.7	63.9	63.8	62.9	65.7	62.2						
Avg. Dist. to Rail [m]	4.7	3.0	1.5	0.3	0.3	2.5	2.4						
Avg. Stride Freq. [Hz]	2.3	2.4	2.4	2.3	2.4	2.4	2.4						
Avg. Stride Length [m]	5.6	7.5	7.3	7.4	7.2	7.3	7.0						





Horse/Jockey Name	Lady Tangalooma
Final Rank	8
Fastest Section Time (Section)	0:11.22 (1200m)
Top Speed [km/h] (Section)	68.7 (1200m)
Race State	Finished

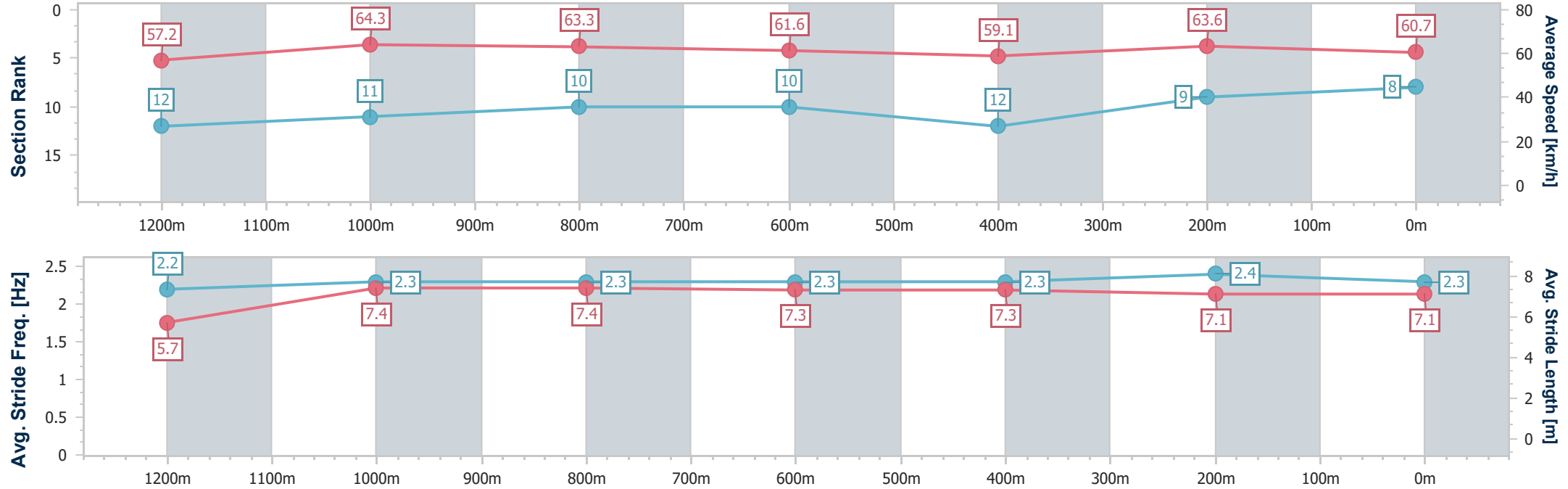


DooibenProfessional
Race 4: SKY RACING QTIS Three-Year-Old Maiden Handicap - 1350m
29 January 2026 - 15:25
Track Rating: Good 4, Weather: Fine, Rail Position: +7.5m Entire



BRISBANE
RACING CLUB

Section	Overall	1200m	1000m	800m	600m	400m	200m						
Section Times	1:21.69 [8] (0:11.83)	1:09.86 [12] (0:11.22)	0:58.64 [11] (0:11.42)	0:47.22 [10] (0:11.76)	0:35.46 [10] (0:12.22)	0:23.24 [12] (0:11.36)	0:11.88 [9] (0:11.88)						
Average Speed [km/h]	57.2	64.3	63.3	61.6	59.1	63.6	60.7						
Top Speed [km/h]	61.2	68.7	65.0	63.9	62.1	65.1	62.3						
Avg. Dist. to Rail [m]	8.7	2.1	1.2	0.9	0.4	1.9	0.6						
Avg. Stride Freq. [Hz]	2.2	2.3	2.3	2.3	2.3	2.4	2.3						
Avg. Stride Length [m]	5.7	7.4	7.4	7.3	7.3	7.1	7.1						





Horse/Jockey Name	Fantasticmiss
Final Rank	9
Fastest Section Time (Section)	0:11.24 (Overall)
Top Speed [km/h] (Section)	63.7 (1200m)
Race State	Finished

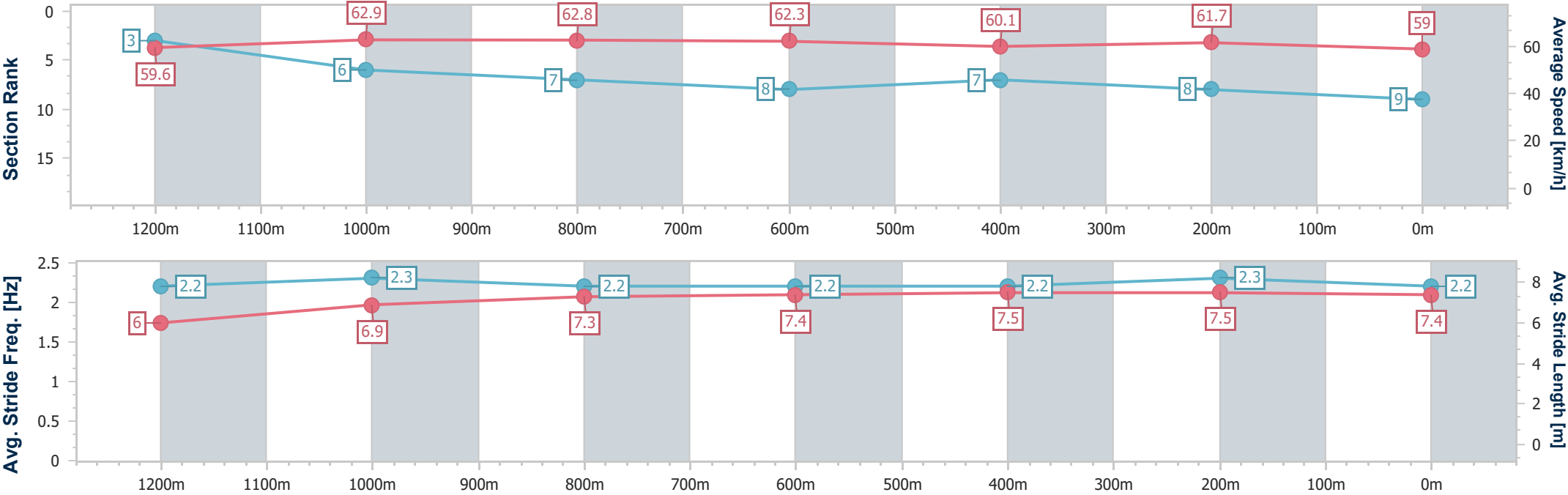


DoombenProfessional
Race 4: SKY RACING QTIS Three-Year-Old Maiden Handicap - 1350m
29 January 2026 - 15:25
Track Rating: Good 4, Weather: Fine, Rail Position: +7.5m Entire



BRISBANE
RACING CLUB

Section	Overall	1200m	1000m	800m	600m	400m	200m						
Section Times	1:21.80 [9] (0:11.24)	1:10.56 [3] (0:11.46)	0:59.10 [6] (0:11.52)	0:47.58 [7] (0:11.64)	0:35.94 [8] (0:12.02)	0:23.92 [7] (0:11.70)	0:12.22 [8] (0:12.22)						
Average Speed [km/h]	59.6	62.9	62.8	62.3	60.1	61.7	59.0						
Top Speed [km/h]	63.0	63.7	63.4	63.0	62.0	62.5	61.5						
Avg. Dist. to Rail [m]	9.0	4.3	2.5	1.6	0.7	1.2	1.3						
Avg. Stride Freq. [Hz]	2.2	2.3	2.2	2.2	2.2	2.3	2.2						
Avg. Stride Length [m]	6.0	6.9	7.3	7.4	7.5	7.5	7.4						





Horse/Jockey Name	Inquicktime
Final Rank	10
Fastest Section Time (Section)	0:11.14 (1200m)
Top Speed [km/h] (Section)	65.3 (1200m)
Race State	Finished

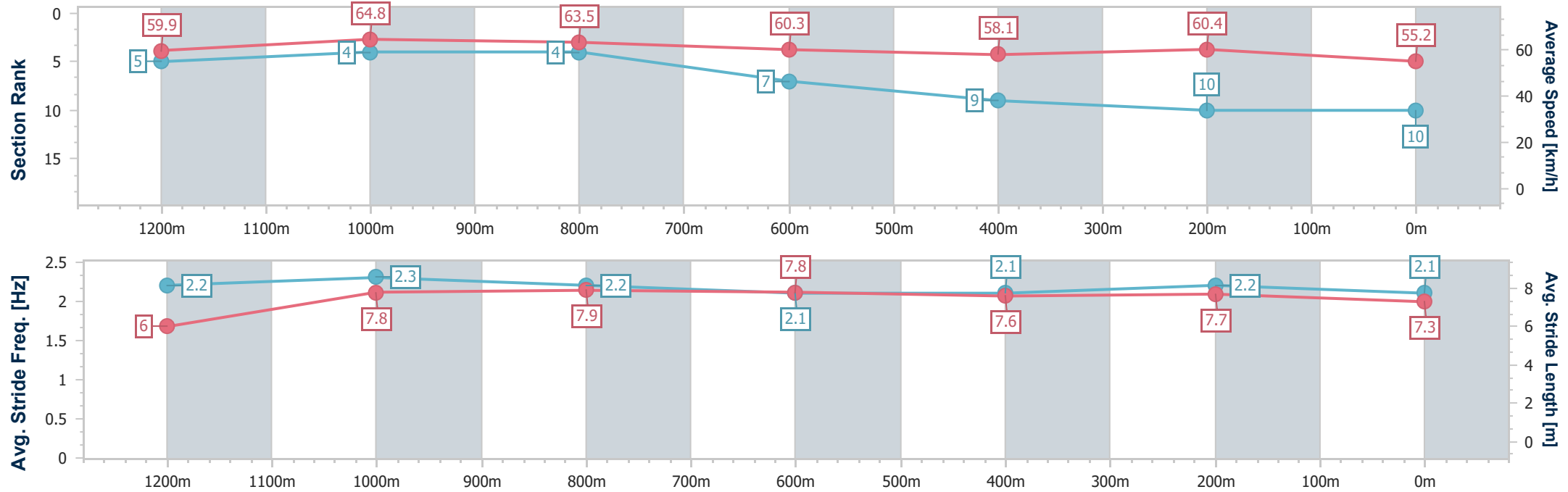


DoombenProfessional
Race 4: SKY RACING QTIS Three-Year-Old Maiden Handicap - 1350m
29 January 2026 - 15:25
Track Rating: Good 4, Weather: Fine, Rail Position: +7.5m Entire



BRISBANE
RACING CLUB

Section	Overall	1200m	1000m	800m	600m	400m	200m						
Section Times	1:23.16 [10] (0:11.39)	1:11.77 [5] (0:11.14)	1:00.63 [4] (0:11.36)	0:49.27 [4] (0:11.95)	0:37.32 [7] (0:12.38)	0:24.94 [9] (0:11.88)	0:13.06 [10] (0:13.06)						
Average Speed [km/h]	59.9	64.8	63.5	60.3	58.1	60.4	55.2						
Top Speed [km/h]	63.4	65.3	65.0	62.5	59.1	62.9	59.8						
Avg. Dist. to Rail [m]	1.1	0.3	0.3	0.2	0.6	1.5	1.8						
Avg. Stride Freq. [Hz]	2.2	2.3	2.2	2.1	2.1	2.2	2.1						
Avg. Stride Length [m]	6.0	7.8	7.9	7.8	7.6	7.7	7.3						





Horse/Jockey Name	Zou Zou Shargusa
Final Rank	11
Fastest Section Time (Section)	0:11.26 (1200m)
Top Speed [km/h] (Section)	65.2 (1200m)
Race State	Finished

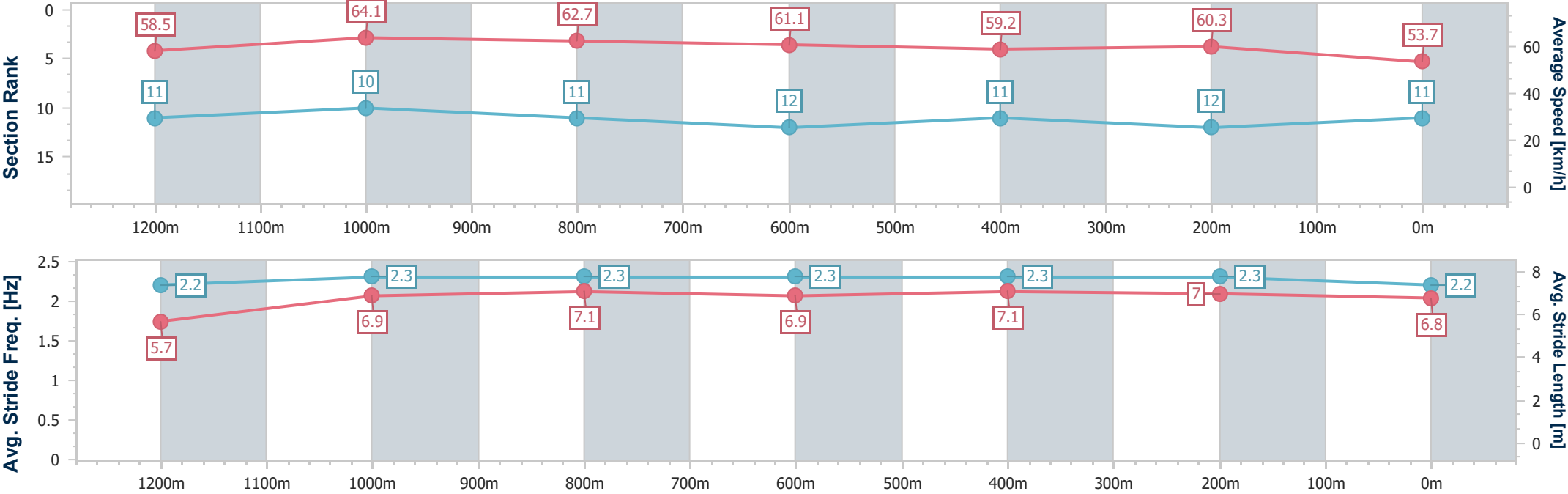


DoombenProfessional
Race 4: SKY RACING QTIS Three-Year-Old Maiden Handicap - 1350m
29 January 2026 - 15:25
Track Rating: Good 4, Weather: Fine, Rail Position: +7.5m Entire



BRISBANE
RACING CLUB

Section	Overall	1200m	1000m	800m	600m	400m	200m						
Section Times	1:23.77 [11] (0:11.75)	1:12.02 [11] (0:11.26)	1:00.76 [10] (0:11.51)	0:49.25 [11] (0:11.82)	0:37.43 [12] (0:12.06)	0:25.37 [11] (0:11.92)	0:13.45 [12] (0:13.45)						
Average Speed [km/h]	58.5	64.1	62.7	61.1	59.2	60.3	53.7						
Top Speed [km/h]	60.9	65.2	64.7	63.5	61.4	61.3	59.4						
Avg. Dist. to Rail [m]	6.7	1.0	0.4	0.2	1.1	1.6	0.2						
Avg. Stride Freq. [Hz]	2.2	2.3	2.3	2.3	2.3	2.3	2.2						
Avg. Stride Length [m]	5.7	6.9	7.1	6.9	7.1	7.0	6.8						





Horse/Jockey Name	Apollo Cream
Final Rank	12
Fastest Section Time (Section)	0:11.20 (1200m)
Top Speed [km/h] (Section)	65.4 (1200m)
Race State	Finished

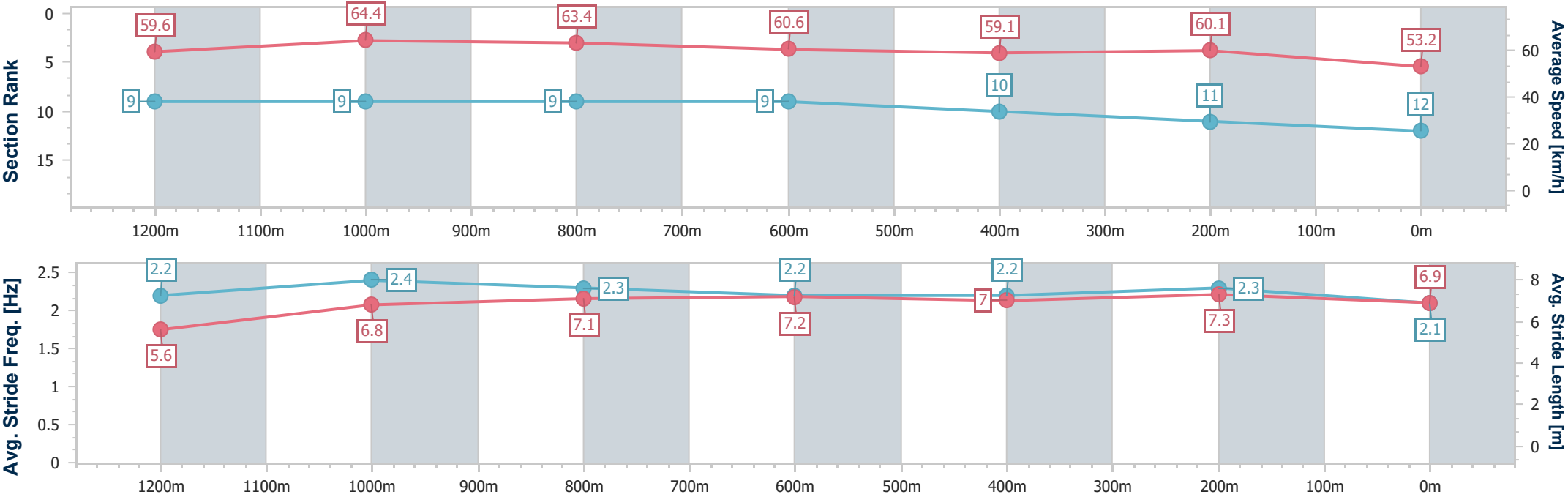


DoombenProfessional
Race 4: SKY RACING QTIS Three-Year-Old Maiden Handicap - 1350m
29 January 2026 - 15:25
Track Rating: Good 4, Weather: Fine, Rail Position: +7.5m Entire



BRISBANE
RACING CLUB

Section	Overall	1200m	1000m	800m	600m	400m	200m						
Section Times	1:23.79 [12] (0:11.67)	1:12.12 [9] (0:11.20)	1:00.92 [9] (0:11.39)	0:49.53 [9] (0:11.86)	0:37.67 [9] (0:12.11)	0:25.56 [10] (0:11.98)	0:13.58 [11] (0:13.58)						
Average Speed [km/h]	59.6	64.4	63.4	60.6	59.1	60.1	53.2						
Top Speed [km/h]	63.1	65.4	64.5	63.0	60.7	61.2	57.5						
Avg. Dist. to Rail [m]	2.0	0.6	0.3	1.3	1.5	0.9	1.7						
Avg. Stride Freq. [Hz]	2.2	2.4	2.3	2.2	2.2	2.3	2.1						
Avg. Stride Length [m]	5.6	6.8	7.1	7.2	7.0	7.3	6.9						





DoombenProfessional
Race 5: GIRLS DAY OUT ON SALE NOW BENCHMARK 65 Handicap - 2050m

29 January 2026 - 16:01



BRISBANE
RACING CLUB

Track Rating: Good 4, Weather: Fine, Rail Position: +7.5m Entire

Section						Overall	1800m	1600m	1400m	1200m	1000m	800m	Last 600m	
Field Times						2:05.99 (0:16.67)	1:49.32 (0:11.38)	1:37.94 (0:11.33)	1:26.61 (0:12.23)	1:14.38 (0:12.33)	1:02.05 (0:12.63)	0:49.42 (0:12.37)	0:37.05	
Rank	TAB	Horse/Jockey	Barrier	Top Speed [km/h]	Fastest Section									Distance Travelled [m]
1	2	LIVALITTLE	7	64.6	0:11.46	2:05.99 [1]	1:48.82 [8]	1:37.36 [7]	1:25.67 [8]	1:13.76 [7]	1:01.25 [8]	0:48.74 [8]	0:36.38	
		Jai Williams		Overall	1800m	(0:17.17)	(0:11.46)	(0:11.69)	(0:11.91)	(0:12.51)	(0:12.51)	(0:12.36)		
2	13	DOWN UNDER STUNNAH	9	67.3	0:11.54	2:07.02 [2]	1:49.91 [7]	1:38.36 [8]	1:26.82 [7]	1:14.68 [8]	1:02.37 [7]	0:49.81 [7]	0:37.42	+5
		Brandon Lerena		Overall	1600m	(0:17.11)	(0:11.55)	(0:11.54)	(0:12.14)	(0:12.31)	(0:12.56)	(0:12.39)		
3	10	CIGAR MAN	2	66.6	0:11.47	2:07.15 [3]	1:50.28 [4]	1:38.81 [5]	1:27.30 [4]	1:15.26 [3]	1:02.93 [3]	0:50.34 [3]	0:37.82	+5
		Martin Harley		Overall	1800m	(0:16.87)	(0:11.47)	(0:11.51)	(0:12.04)	(0:12.33)	(0:12.59)	(0:12.52)		
4	5	MR O'REILLY	6	65.9	0:11.36	2:07.18 [4]	1:50.39 [2]	1:39.03 [2]	1:27.45 [2]	1:15.26 [4]	1:02.89 [4]	0:50.33 [4]	0:37.85	+17
		Damien Thornton		1800m	1800m	(0:16.79)	(0:11.36)	(0:11.58)	(0:12.19)	(0:12.37)	(0:12.56)	(0:12.48)		
5	3	BITOFTHEBLARNEY	11	64.9	0:11.75	2:07.42 [5]	1:50.17 [10]	1:38.42 [10]	1:26.61 [10]	1:14.56 [11]	1:02.07 [10]	0:49.99 [10]	0:37.63	+17
		Corey Sutherland		Overall	1800m	(0:17.25)	(0:11.75)	(0:11.81)	(0:12.05)	(0:12.49)	(0:12.08)	(0:12.36)		
6	4	LIBERTY PARK	4	65.9	0:11.49	2:07.43 [6]	1:50.49 [6]	1:39.00 [6]	1:27.43 [6]	1:15.35 [6]	1:03.04 [5]	0:50.54 [6]	0:37.98	+12
		Kyle Wilson-Taylor		Overall	1800m	(0:16.94)	(0:11.49)	(0:11.57)	(0:12.08)	(0:12.31)	(0:12.50)	(0:12.56)		
7	11	ENTERPRISE LASSIE	8	67.3	0:11.54	2:07.50 [7]	1:50.83 [1]	1:39.29 [3]	1:27.75 [3]	1:15.70 [2]	1:03.42 [2]	0:50.93 [2]	0:38.56	+4
		Tiffani Brooker		Overall	1800m	(0:16.67)	(0:11.54)	(0:11.54)	(0:12.05)	(0:12.28)	(0:12.49)	(0:12.37)		
8	6	ALDEENAARY	5	66.7	0:11.36	2:07.69 [8]	1:50.78 [5]	1:39.42 [4]	1:27.80 [5]	1:15.62 [5]	1:03.26 [6]	0:50.83 [5]	0:38.34	+18
		Chelsea Baker		Overall	1800m	(0:16.91)	(0:11.36)	(0:11.62)	(0:12.18)	(0:12.36)	(0:12.43)	(0:12.49)		
9	1	PURE DEAL	12	62.7	0:11.71	2:07.69 [9]	1:49.57 [12]	1:37.74 [12]	1:25.89 [12]	1:14.18 [12]	1:01.77 [12]	0:49.70 [12]	0:37.30	+13
		Jasper Franklin		Overall	1400m	(0:18.12)	(0:11.83)	(0:11.85)	(0:11.71)	(0:12.41)	(0:12.07)	(0:12.40)		
10	7	VERMILION KIRIN	10	68.4	0:11.19	2:07.87 [10]	1:51.01 [3]	1:39.82 [1]	1:28.49 [1]	1:16.26 [1]	1:03.93 [1]	0:51.30 [1]	0:38.80	+18
		Georgina Cartwright		1800m	1800m	(0:16.86)	(0:11.19)	(0:11.33)	(0:12.23)	(0:12.33)	(0:12.63)	(0:12.50)		

Scratched: Mad Ana (#9), Sexy Time (#12)

Report Created: Thu 29 January 2026 16:23 GMT+ (Note: Timing is based on position data)

Page 1/16

[] Ranking at each section and finish
-:-:- No data available at this section
NA No data available

SCN Saddle cloth number
DNF Did not finish
DNT Did not track

data processed by  **TRIPLESDATA**



DoombenProfessional
Race 5: GIRLS DAY OUT ON SALE NOW BENCHMARK 65 Handicap - 2050m
29 January 2026 - 16:01



Track Rating: Good 4, Weather: Fine, Rail Position: +7.5m Entire

Section						Overall	1800m	1600m	1400m	1200m	1000m	800m	Last 600m	
Field Times						2:05.99 (0:16.67)	1:49.32 (0:11.38)	1:37.94 (0:11.33)	1:26.61 (0:12.23)	1:14.38 (0:12.33)	1:02.05 (0:12.63)	0:49.42 (0:12.37)	0:37.05	
Rank	TAB	Horse/Jockey	Barrier	Top Speed [km/h]	Fastest Section									Distance Travelled [m]
11	8	PARAT SIBIFORTUNAM	3	66.1	0:11.80	2:09.07 [11]	1:51.88 [9]	1:40.08 [9]	1:28.27 [9]	1:16.35 [9]	1:03.80 [9]	0:51.50 [11]	0:39.00	+7
		Daniel Moor		Overall	1800m	(0:17.19)	(0:11.80)	(0:11.81)	(0:11.92)	(0:12.55)	(0:12.30)	(0:12.50)		
12	14	PLANNED ENCOUNTER	1	64.1	0:11.50	2:09.69 [12]	1:51.90 [11]	1:40.40 [11]	1:28.66 [11]	1:16.86 [10]	1:04.34 [11]	0:52.29 [9]	0:39.90	+5
		Jason Taylor		1800m	1800m	(0:17.79)	(0:11.50)	(0:11.74)	(0:11.80)	(0:12.52)	(0:12.05)	(0:12.39)		

Scratched: Mad Ana (#9), Sexy Time (#12)



DoombenProfessional
Race 5: GIRLS DAY OUT ON SALE NOW BENCHMARK 65 Handicap - 2050m

29 January 2026 - 16:01



Track Rating: Good 4, Weather: Fine, Rail Position: +7.5m Entire

Section							600m	400m	200m			Last 600m
Field Times							0:37.05 (0:12.39)	0:24.66 (0:12.13)	0:12.53 (0:12.53)			0:37.05
Rank	TAB	Horse/Jockey	Barrier	Top Speed [km/h]	Fastest Section				Margin			Distance Travelled [m]
1	2	LIVALITTLE	7	64.6	0:11.46	0:36.38 [8]	0:24.25 [5]	0:12.53 [1]	2:05.99			0:36.38
		Jai Williams		Overall	1800m	(0:12.13)	(0:11.72)	(0:12.53)				
2	13	DOWN UNDER STUNNAH	9	67.3	0:11.54	0:37.42 [7]	0:25.18 [8]	0:12.87 [6]	6.07L			0:37.42 +5
		Brandon Lerena		Overall	1600m	(0:12.24)	(0:12.31)	(0:12.87)				
3	10	CIGAR MAN	2	66.6	0:11.47	0:37.82 [3]	0:25.51 [4]	0:13.04 [5]	6.8L			0:37.82 +5
		Martin Harley		Overall	1800m	(0:12.31)	(0:12.47)	(0:13.04)				
4	5	MR O'REILLY	6	65.9	0:11.36	0:37.85 [4]	0:25.60 [3]	0:13.26 [2]	6.97L			0:37.85 +17
		Damien Thornton		1800m	1800m	(0:12.25)	(0:12.34)	(0:13.26)				
5	3	BITOFTHEBLARNEY	11	64.9	0:11.75	0:37.63 [9]	0:25.41 [9]	0:13.16 [9]	8.41L			0:37.63 +17
		Corey Sutherland		Overall	1800m	(0:12.22)	(0:12.25)	(0:13.16)				
6	4	LIBERTY PARK	4	65.9	0:11.49	0:37.98 [6]	0:25.66 [6]	0:13.23 [7]	8.43L			0:37.98 +12
		Kyle Wilson-Taylor		Overall	1800m	(0:12.32)	(0:12.43)	(0:13.23)				
7	11	ENTERPRISE LASSIE	8	67.3	0:11.54	0:38.56 [1]	0:26.17 [1]	0:13.56 [3]	8.84L			0:38.56 +4
		Tiffani Brooker		Overall	1800m	(0:12.39)	(0:12.61)	(0:13.56)				
8	6	ALDEENAARY	5	66.7	0:11.36	0:38.34 [5]	0:25.92 [7]	0:13.45 [8]	9.96L			0:38.34 +18
		Chelsea Baker		Overall	1800m	(0:12.42)	(0:12.47)	(0:13.45)				
9	1	PURE DEAL	12	62.7	0:11.71	0:37.30 [12]	0:25.26 [12]	0:13.33 [10]	10.01L			0:37.30 +13
		Jasper Franklin		Overall	1400m	(0:12.04)	(0:11.93)	(0:13.33)				
10	7	VERMILION KIRIN	10	68.4	0:11.19	0:38.80 [2]	0:26.44 [2]	0:13.78 [4]	11.05L			0:38.80 +18
		Georgina Cartwright		1800m	1800m	(0:12.36)	(0:12.66)	(0:13.78)				

Scratched: Mad Ana (#9), Sexy Time (#12)

Report Created: Thu 29 January 2026 16:23 GMT+ (Note: Timing is based on position data)

Page 3/16

[] Ranking at each section and finish
-:-:- No data available at this section
NA No data available

SCN Saddle cloth number
DNF Did not finish
DNT Did not track

data processed by  TRIPLESDATA



DoombenProfessional
Race 5: GIRLS DAY OUT ON SALE NOW BENCHMARK 65 Handicap - 2050m
29 January 2026 - 16:01



Track Rating: Good 4, Weather: Fine, Rail Position: +7.5m Entire

Section						600m	400m	200m	Last 600m		
Field Times						0:37.05 (0:12.39)	0:24.66 (0:12.13)	0:12.53 (0:12.53)	0:37.05		
Rank	TAB	Horse/Jockey	Barrier	Top Speed [km/h]	Fastest Section	Margin				Distance Travelled [m]	
11	8	PARAT SIBIFORTUNAM	3	66.1	0:11.80	0:39.00 [11]	0:26.70 [11]	0:14.13 [11]	18.1L	0:39.00	+7
		Daniel Moor		Overall	1800m	(0:12.30)	(0:12.57)	(0:14.13)			
12	14	PLANNED ENCOUNTER	1	64.1	0:11.50	0:39.90 [10]	0:27.33 [10]	0:14.38 [12]	21.72L	0:39.90	+5
		Jason Taylor		1800m	1800m	(0:12.57)	(0:12.95)	(0:14.38)			

Scratched: Mad Ana (#9), Sexy Time (#12)



Horse/Jockey Name	Livalittle
Final Rank	1
Fastest Section Time (Section)	0:11.46 (1800m)
Top Speed [km/h] (Section)	64.6 (Overall)
Race State	Finished



DoombenProfessional
Race 5: GIRLS DAY OUT ON SALE NOW BENCHMARK 65
Handicap - 2050m

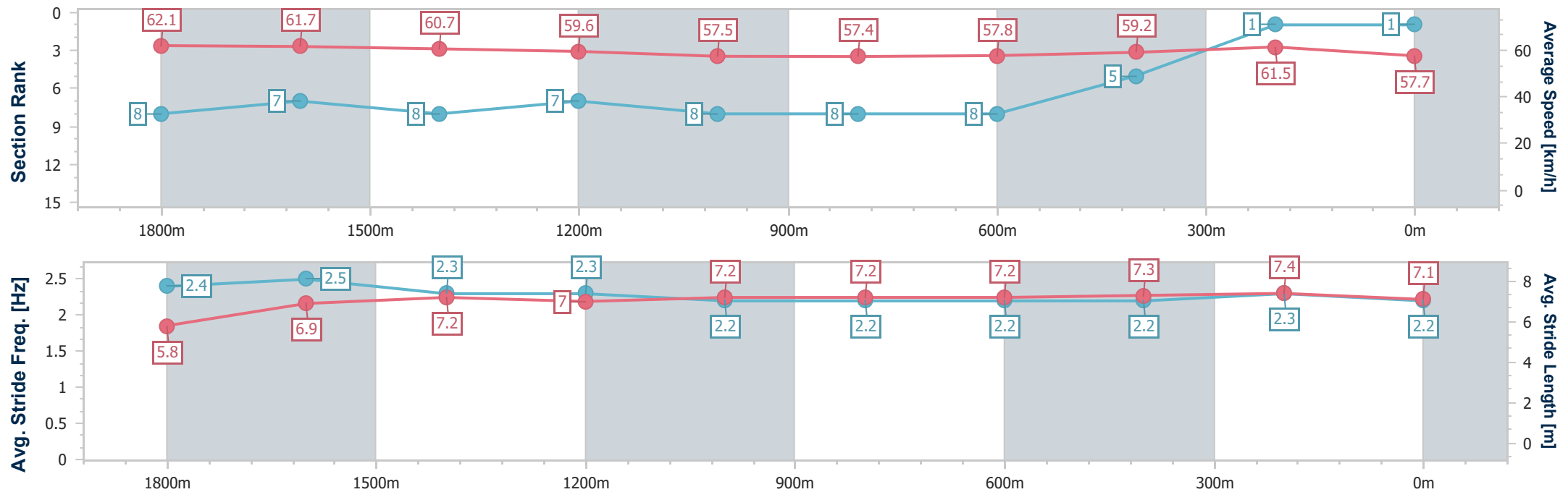
29 January 2026 - 16:01

Track Rating: Good 4, Weather: Fine, Rail Position: +7.5m Entire



BRISBANE
RACING CLUB

Section	Overall	1800m	1600m	1400m	1200m	1000m	800m	600m	400m	200m			
Section Times	2:05.99 [1] (0:17.17)	1:48.82 [8] (0:11.46)	1:37.36 [7] (0:11.69)	1:25.67 [8] (0:11.91)	1:13.76 [7] (0:12.51)	1:01.25 [8] (0:12.51)	0:48.74 [8] (0:12.36)	0:36.38 [8] (0:12.13)	0:24.25 [5] (0:11.72)	0:12.53 [1] (0:12.53)			
Average Speed [km/h]	62.1	61.7	60.7	59.6	57.5	57.4	57.8	59.2	61.5	57.7			
Top Speed [km/h]	64.6	64.1	61.4	61.6	59.3	60.0	58.8	60.0	62.5	61.3			
Avg. Dist. to Rail [m]	4.1	2.7	3.8	2.1	0.8	0.8	1.1	0.7	1.7	3.8			
Avg. Stride Freq. [Hz]	2.4	2.5	2.3	2.3	2.2	2.2	2.2	2.2	2.3	2.2			
Avg. Stride Length [m]	5.8	6.9	7.2	7.0	7.2	7.2	7.2	7.3	7.4	7.1			





Horse/Jockey Name	Down Under Stunnah
Final Rank	2
Fastest Section Time (Section)	0:11.54 (1600m)
Top Speed [km/h] (Section)	67.3 (Overall)
Race State	Finished



DoombenProfessional
Race 5: GIRLS DAY OUT ON SALE NOW BENCHMARK 65
Handicap - 2050m

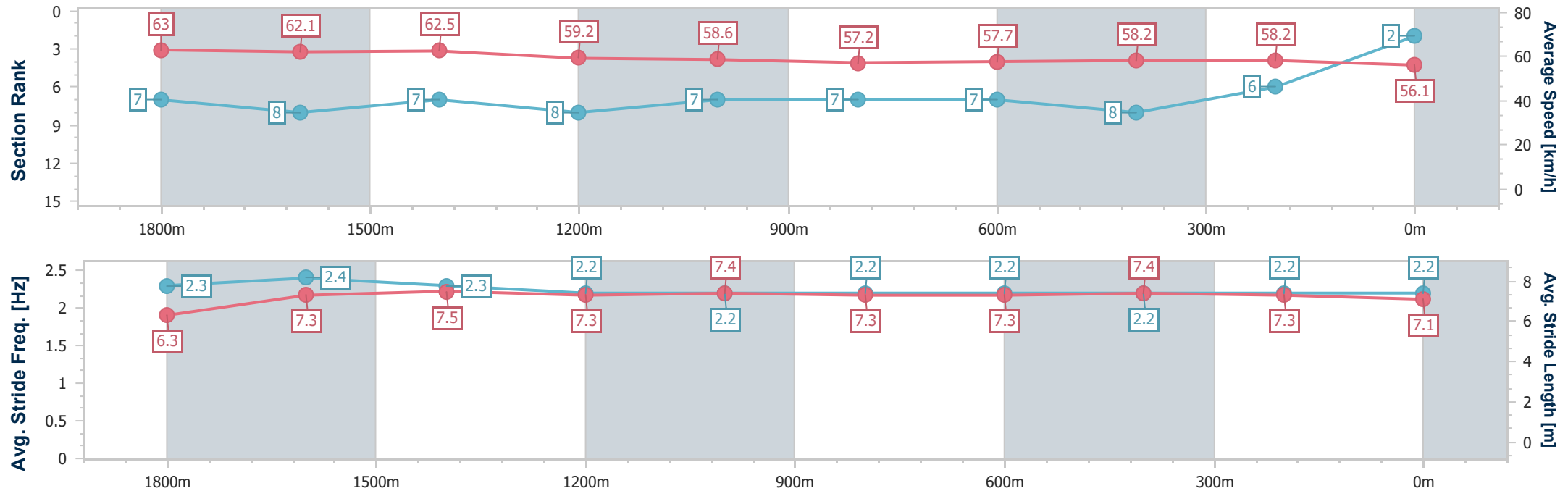
29 January 2026 - 16:01

Track Rating: Good 4, Weather: Fine, Rail Position: +7.5m Entire



BRISBANE
RACING CLUB

Section	Overall	1800m	1600m	1400m	1200m	1000m	800m	600m	400m	200m			
Section Times	2:07.02 [2] (0:17.11)	1:49.91 [7] (0:11.55)	1:38.36 [8] (0:11.54)	1:26.82 [7] (0:12.14)	1:14.68 [8] (0:12.31)	1:02.37 [7] (0:12.56)	0:49.81 [7] (0:12.39)	0:37.42 [7] (0:12.24)	0:25.18 [8] (0:12.31)	0:12.87 [6] (0:12.87)			
Average Speed [km/h]	63.0	62.1	62.5	59.2	58.6	57.2	57.7	58.2	58.2	56.1			
Top Speed [km/h]	67.3	66.2	63.9	62.0	60.7	60.2	58.6	59.3	59.5	56.9			
Avg. Dist. to Rail [m]	3.5	0.8	0.5	0.6	0.5	0.9	1.5	2.2	1.4	0.7			
Avg. Stride Freq. [Hz]	2.3	2.4	2.3	2.2	2.2	2.2	2.2	2.2	2.2	2.2			
Avg. Stride Length [m]	6.3	7.3	7.5	7.3	7.4	7.3	7.3	7.4	7.3	7.1			





Horse/Jockey Name	Cigar Man
Final Rank	3
Fastest Section Time (Section)	0:11.47 (1800m)
Top Speed [km/h] (Section)	66.6 (Overall)
Race State	Finished



DoombenProfessional
Race 5: GIRLS DAY OUT ON SALE NOW BENCHMARK 65
Handicap - 2050m

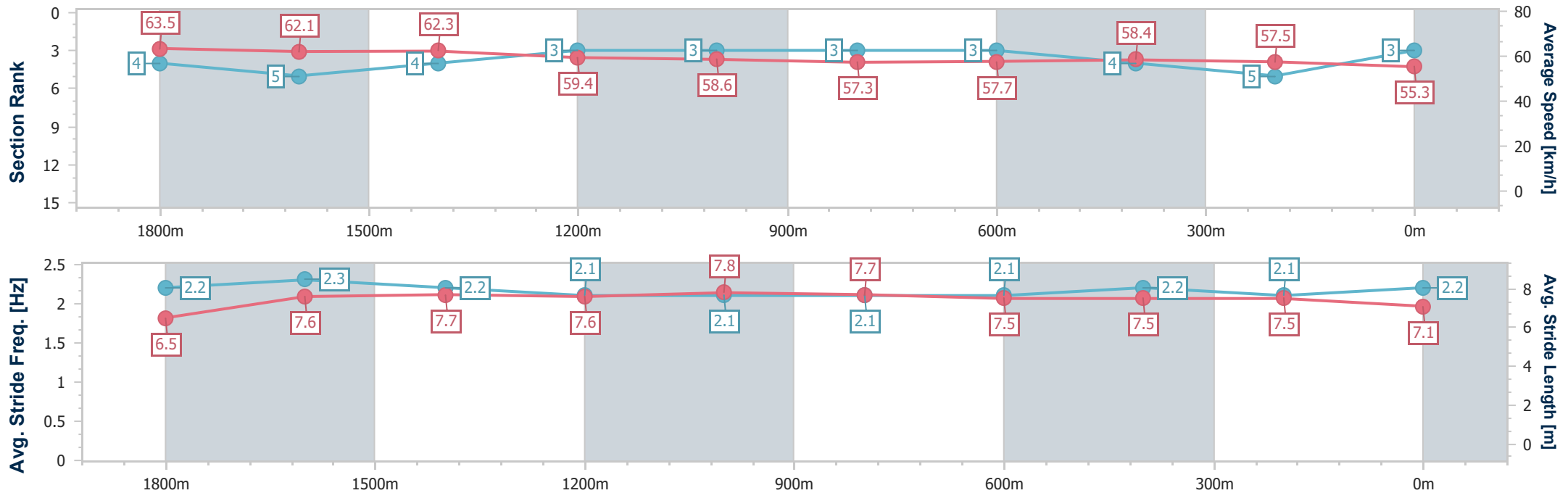
29 January 2026 - 16:01

Track Rating: Good 4, Weather: Fine, Rail Position: +7.5m Entire



BRISBANE
RACING CLUB

Section	Overall	1800m	1600m	1400m	1200m	1000m	800m	600m	400m	200m			
Section Times	2:07.15 [3] (0:16.87)	1:50.28 [4] (0:11.47)	1:38.81 [5] (0:11.51)	1:27.30 [4] (0:12.04)	1:15.26 [3] (0:12.33)	1:02.93 [3] (0:12.59)	0:50.34 [3] (0:12.52)	0:37.82 [3] (0:12.31)	0:25.51 [4] (0:12.47)	0:13.04 [5] (0:13.04)			
Average Speed [km/h]	63.5	62.1	62.3	59.4	58.6	57.3	57.7	58.4	57.5	55.3			
Top Speed [km/h]	66.6	65.2	63.4	62.5	60.1	59.9	58.7	59.0	58.0	56.3			
Avg. Dist. to Rail [m]	1.1	1.9	2.1	1.2	0.2	0.4	0.2	1.0	1.3	1.0			
Avg. Stride Freq. [Hz]	2.2	2.3	2.2	2.1	2.1	2.1	2.1	2.2	2.1	2.2			
Avg. Stride Length [m]	6.5	7.6	7.7	7.6	7.8	7.7	7.5	7.5	7.5	7.1			





Horse/Jockey Name	Mr O'reilly
Final Rank	4
Fastest Section Time (Section)	0:11.36 (1800m)
Top Speed [km/h] (Section)	65.9 (1800m)
Race State	Finished

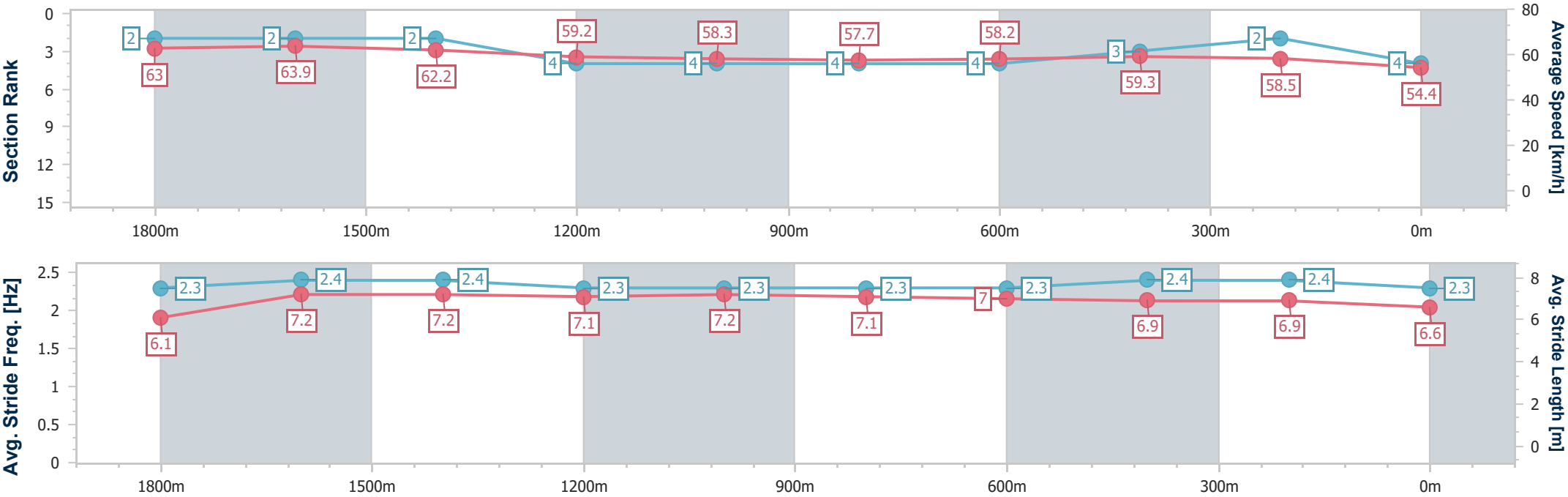


DoombenProfessional
Race 5: GIRLS DAY OUT ON SALE NOW BENCHMARK 65
Handicap - 2050m
29 January 2026 - 16:01
Track Rating: Good 4, Weather: Fine, Rail Position: +7.5m Entire



BRISBANE
RACING CLUB

Section	Overall	1800m	1600m	1400m	1200m	1000m	800m	600m	400m	200m			
Section Times	2:07.18 [4] (0:16.79)	1:50.39 [2] (0:11.36)	1:39.03 [2] (0:11.58)	1:27.45 [2] (0:12.19)	1:15.26 [4] (0:12.37)	1:02.89 [4] (0:12.56)	0:50.33 [4] (0:12.48)	0:37.85 [4] (0:12.25)	0:25.60 [3] (0:12.34)	0:13.26 [2] (0:13.26)			
Average Speed [km/h]	63.0	63.9	62.2	59.2	58.3	57.7	58.2	59.3	58.5	54.4			
Top Speed [km/h]	65.6	65.9	64.5	61.7	59.5	59.2	59.6	60.1	59.3	56.4			
Avg. Dist. to Rail [m]	3.6	1.1	0.6	0.3	1.3	1.6	1.5	1.0	1.7	2.8			
Avg. Stride Freq. [Hz]	2.3	2.4	2.4	2.3	2.3	2.3	2.3	2.4	2.4	2.3			
Avg. Stride Length [m]	6.1	7.2	7.2	7.1	7.2	7.1	7.0	6.9	6.9	6.6			



[] Ranking at each section and finish
-.-.- No data available at this section
NA No data available



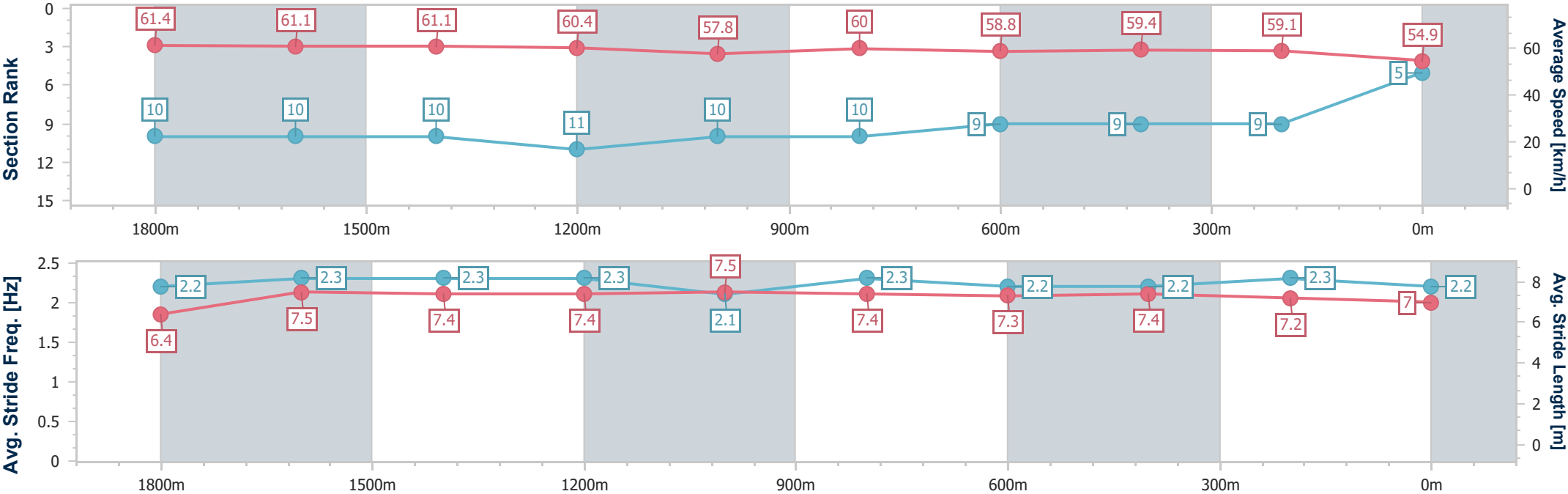
Horse/Jockey Name	Bitoftheblarney
Final Rank	5
Fastest Section Time (Section)	0:11.75 (1800m)
Top Speed [km/h] (Section)	64.9 (Overall)
Race State	Finished



DoombenProfessional
Race 5: GIRLS DAY OUT ON SALE NOW BENCHMARK 65
Handicap - 2050m
29 January 2026 - 16:01
Track Rating: Good 4, Weather: Fine, Rail Position: +7.5m Entire



Section	Overall	1800m	1600m	1400m	1200m	1000m	800m	600m	400m	200m			
Section Times	2:07.42 [5] (0:17.25)	1:50.17 [10] (0:11.75)	1:38.42 [10] (0:11.81)	1:26.61 [10] (0:12.05)	1:14.56 [11] (0:12.49)	1:02.07 [10] (0:12.08)	0:49.99 [10] (0:12.36)	0:37.63 [9] (0:12.22)	0:25.41 [9] (0:12.25)	0:13.16 [9] (0:13.16)			
Average Speed [km/h]	61.4	61.1	61.1	60.4	57.8	60.0	58.8	59.4	59.1	54.9			
Top Speed [km/h]	64.9	63.6	62.2	61.7	59.8	61.8	59.5	60.0	60.9	57.4			
Avg. Dist. to Rail [m]	5.8	0.9	0.5	1.3	1.3	1.2	1.3	0.7	4.0	4.6			
Avg. Stride Freq. [Hz]	2.2	2.3	2.3	2.3	2.1	2.3	2.2	2.2	2.3	2.2			
Avg. Stride Length [m]	6.4	7.5	7.4	7.4	7.5	7.4	7.3	7.4	7.2	7.0			





Horse/Jockey Name	Liberty Park
Final Rank	6
Fastest Section Time (Section)	0:11.49 (1800m)
Top Speed [km/h] (Section)	65.9 (Overall)
Race State	Finished

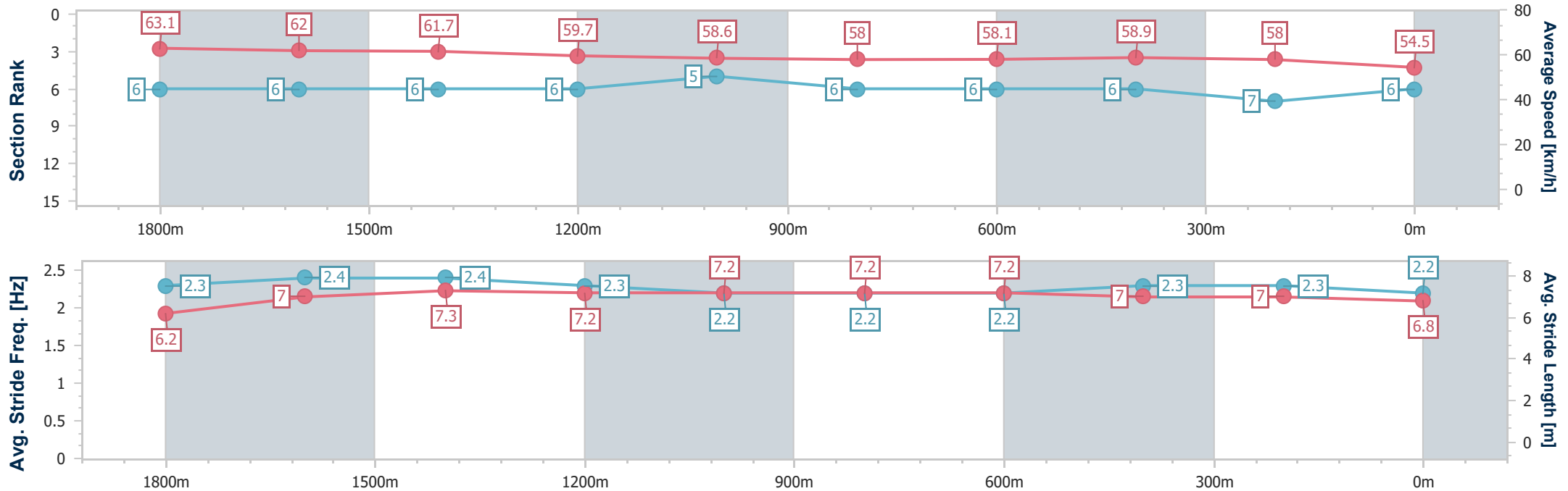


DoombenProfessional
Race 5: GIRLS DAY OUT ON SALE NOW BENCHMARK 65
Handicap - 2050m
29 January 2026 - 16:01
Track Rating: Good 4, Weather: Fine, Rail Position: +7.5m Entire



BRISBANE
RACING CLUB

Section	Overall	1800m	1600m	1400m	1200m	1000m	800m	600m	400m	200m			
Section Times	2:07.43 [6] (0:16.94)	1:50.49 [6] (0:11.49)	1:39.00 [6] (0:11.57)	1:27.43 [6] (0:12.08)	1:15.35 [6] (0:12.31)	1:03.04 [5] (0:12.50)	0:50.54 [6] (0:12.56)	0:37.98 [6] (0:12.32)	0:25.66 [6] (0:12.43)	0:13.23 [7] (0:13.23)			
Average Speed [km/h]	63.1	62.0	61.7	59.7	58.6	58.0	58.1	58.9	58.0	54.5			
Top Speed [km/h]	65.9	65.1	63.0	62.5	60.9	61.7	59.0	59.5	59.3	56.1			
Avg. Dist. to Rail [m]	1.5	2.1	2.4	0.7	0.6	0.7	2.7	1.1	1.7	3.4			
Avg. Stride Freq. [Hz]	2.3	2.4	2.4	2.3	2.2	2.2	2.2	2.3	2.3	2.2			
Avg. Stride Length [m]	6.2	7.0	7.3	7.2	7.2	7.2	7.2	7.0	7.0	6.8			





Horse/Jockey Name	Enterprise Lassie
Final Rank	7
Fastest Section Time (Section)	0:11.54 (1800m)
Top Speed [km/h] (Section)	67.3 (Overall)
Race State	Finished



DoombenProfessional
Race 5: GIRLS DAY OUT ON SALE NOW BENCHMARK 65
Handicap - 2050m

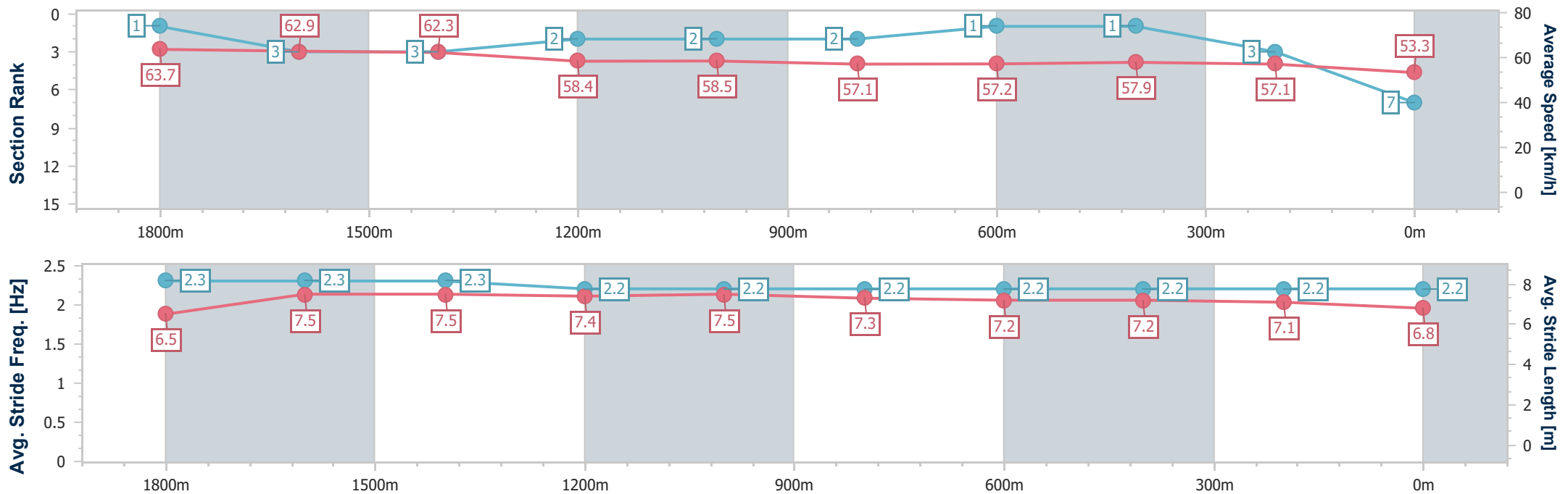
29 January 2026 - 16:01

Track Rating: Good 4, Weather: Fine, Rail Position: +7.5m Entire



BRISBANE
RACING CLUB

Section	Overall	1800m	1600m	1400m	1200m	1000m	800m	600m	400m	200m			
Section Times	2:07.50 [7] (0:16.67)	1:50.83 [1] (0:11.54)	1:39.29 [3] (0:11.54)	1:27.75 [3] (0:12.05)	1:15.70 [2] (0:12.28)	1:03.42 [2] (0:12.49)	0:50.93 [2] (0:12.37)	0:38.56 [1] (0:12.39)	0:26.17 [1] (0:12.61)	0:13.56 [3] (0:13.56)			
Average Speed [km/h]	63.7	62.9	62.3	58.4	58.5	57.1	57.2	57.9	57.1	53.3			
Top Speed [km/h]	67.3	66.1	63.9	61.8	59.7	59.3	58.4	58.7	58.4	55.4			
Avg. Dist. to Rail [m]	4.7	1.7	0.4	3.7	3.8	3.1	2.7	0.7	1.7	4.6			
Avg. Stride Freq. [Hz]	2.3	2.3	2.3	2.2	2.2	2.2	2.2	2.2	2.2	2.2			
Avg. Stride Length [m]	6.5	7.5	7.5	7.4	7.5	7.3	7.2	7.2	7.1	6.8			





Horse/Jockey Name	Aldeenaary
Final Rank	8
Fastest Section Time (Section)	0:11.36 (1800m)
Top Speed [km/h] (Section)	66.7 (Overall)
Race State	Finished

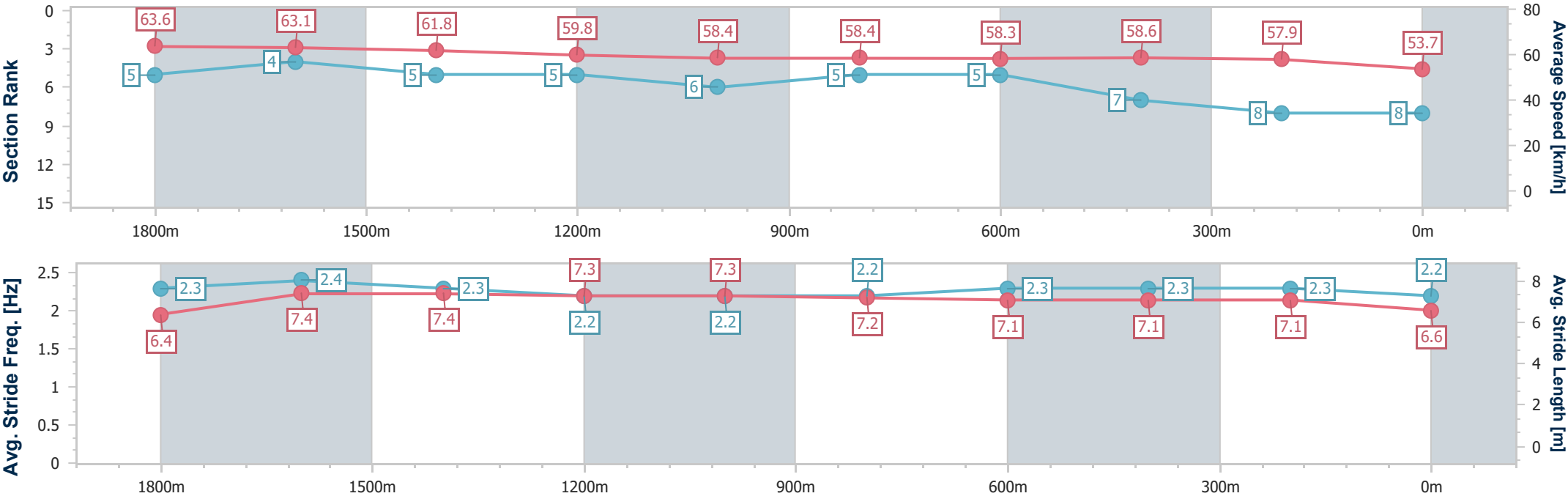


DoombenProfessional
Race 5: GIRLS DAY OUT ON SALE NOW BENCHMARK 65
Handicap - 2050m
29 January 2026 - 16:01
Track Rating: Good 4, Weather: Fine, Rail Position: +7.5m Entire



BRISBANE
RACING CLUB

Section	Overall	1800m	1600m	1400m	1200m	1000m	800m	600m	400m	200m			
Section Times	2:07.69 [8] (0:16.91)	1:50.78 [5] (0:11.36)	1:39.42 [4] (0:11.62)	1:27.80 [5] (0:12.18)	1:15.62 [5] (0:12.36)	1:03.26 [6] (0:12.43)	0:50.83 [5] (0:12.49)	0:38.34 [5] (0:12.42)	0:25.92 [7] (0:12.47)	0:13.45 [8] (0:13.45)			
Average Speed [km/h]	63.6	63.1	61.8	59.8	58.4	58.4	58.3	58.6	57.9	53.7			
Top Speed [km/h]	66.7	65.9	62.7	62.0	60.1	60.0	59.3	59.4	58.9	56.4			
Avg. Dist. to Rail [m]	1.8	0.9	1.1	1.5	2.3	2.3	2.1	1.6	2.8	4.5			
Avg. Stride Freq. [Hz]	2.3	2.4	2.3	2.2	2.2	2.2	2.3	2.3	2.3	2.2			
Avg. Stride Length [m]	6.4	7.4	7.4	7.3	7.3	7.2	7.1	7.1	7.1	6.6			





Horse/Jockey Name	Pure Deal
Final Rank	9
Fastest Section Time (Section)	0:11.71 (1400m)
Top Speed [km/h] (Section)	62.7 (Overall)
Race State	Finished

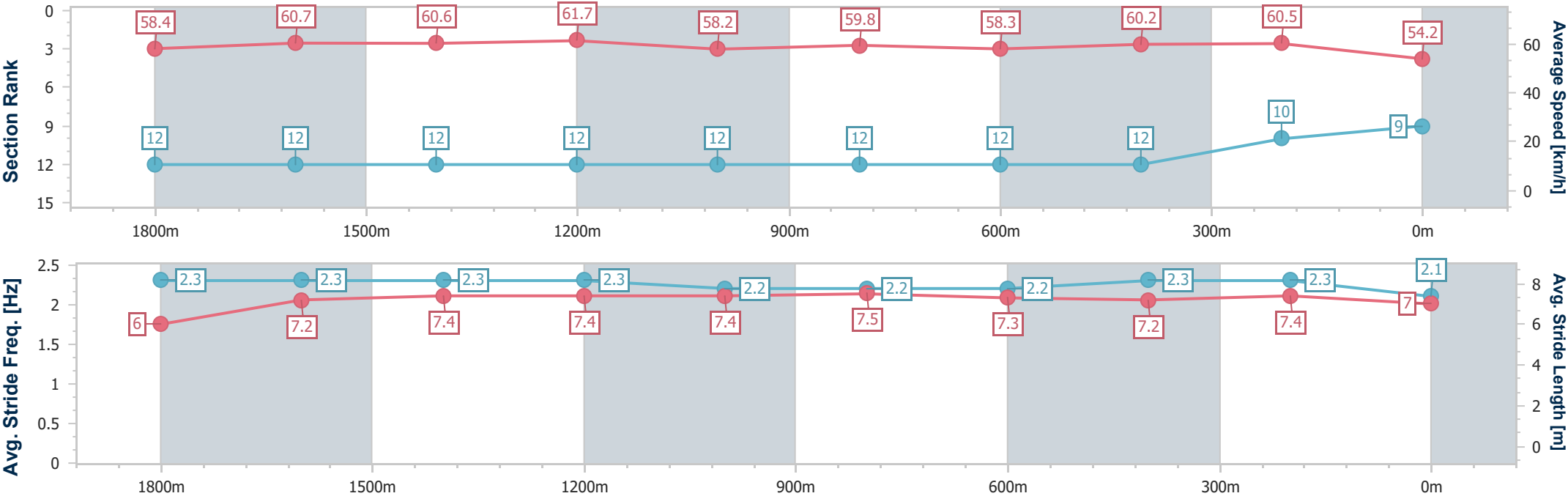


DoombenProfessional
Race 5: GIRLS DAY OUT ON SALE NOW BENCHMARK 65
Handicap - 2050m
29 January 2026 - 16:01
Track Rating: Good 4, Weather: Fine, Rail Position: +7.5m Entire



BRISBANE
RACING CLUB

Section	Overall	1800m	1600m	1400m	1200m	1000m	800m	600m	400m	200m			
Section Times	2:07.69 [9] (0:18.12)	1:49.57 [12] (0:11.83)	1:37.74 [12] (0:11.85)	1:25.89 [12] (0:11.71)	1:14.18 [12] (0:12.41)	1:01.77 [12] (0:12.07)	0:49.70 [12] (0:12.40)	0:37.30 [12] (0:12.04)	0:25.26 [12] (0:11.93)	0:13.33 [10] (0:13.33)			
Average Speed [km/h]	58.4	60.7	60.6	61.7	58.2	59.8	58.3	60.2	60.5	54.2			
Top Speed [km/h]	62.7	62.1	61.9	62.4	60.8	61.1	59.7	60.9	61.7	56.7			
Avg. Dist. to Rail [m]	4.7	0.7	1.0	0.3	0.5	0.5	0.2	1.0	1.8	4.4			
Avg. Stride Freq. [Hz]	2.3	2.3	2.3	2.3	2.2	2.2	2.2	2.3	2.3	2.1			
Avg. Stride Length [m]	6.0	7.2	7.4	7.4	7.4	7.5	7.3	7.2	7.4	7.0			





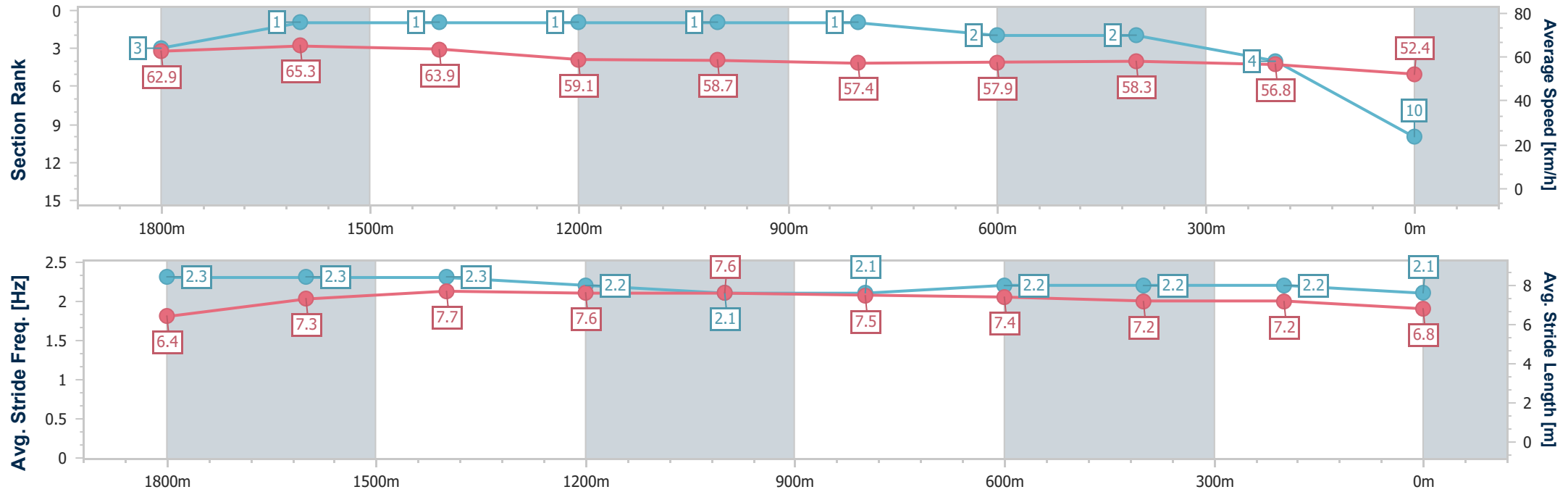
Horse/Jockey Name	Vermilion Kirin
Final Rank	10
Fastest Section Time (Section)	0:11.19 (1800m)
Top Speed [km/h] (Section)	68.4 (1800m)
Race State	Finished



DoombenProfessional
Race 5: GIRLS DAY OUT ON SALE NOW BENCHMARK 65
Handicap - 2050m
29 January 2026 - 16:01
Track Rating: Good 4, Weather: Fine, Rail Position: +7.5m Entire



Section	Overall	1800m	1600m	1400m	1200m	1000m	800m	600m	400m	200m			
Section Times	2:07.87 [10] (0:16.86)	1:51.01 [3] (0:11.19)	1:39.82 [1] (0:11.33)	1:28.49 [1] (0:12.23)	1:16.26 [1] (0:12.33)	1:03.93 [1] (0:12.63)	0:51.30 [1] (0:12.50)	0:38.80 [2] (0:12.36)	0:26.44 [2] (0:12.66)	0:13.78 [4] (0:13.78)			
Average Speed [km/h]	62.9	65.3	63.9	59.1	58.7	57.4	57.9	58.3	56.8	52.4			
Top Speed [km/h]	66.5	68.4	64.6	62.3	59.6	58.8	58.8	59.0	58.1	54.1			
Avg. Dist. to Rail [m]	7.7	2.7	1.0	0.8	1.4	1.4	1.0	0.4	0.5	1.1			
Avg. Stride Freq. [Hz]	2.3	2.3	2.3	2.2	2.1	2.1	2.2	2.2	2.2	2.1			
Avg. Stride Length [m]	6.4	7.3	7.7	7.6	7.6	7.5	7.4	7.2	7.2	6.8			





Horse/Jockey Name	Parat Sibifortunam
Final Rank	11
Fastest Section Time (Section)	0:11.80 (1800m)
Top Speed [km/h] (Section)	66.1 (Overall)
Race State	Finished

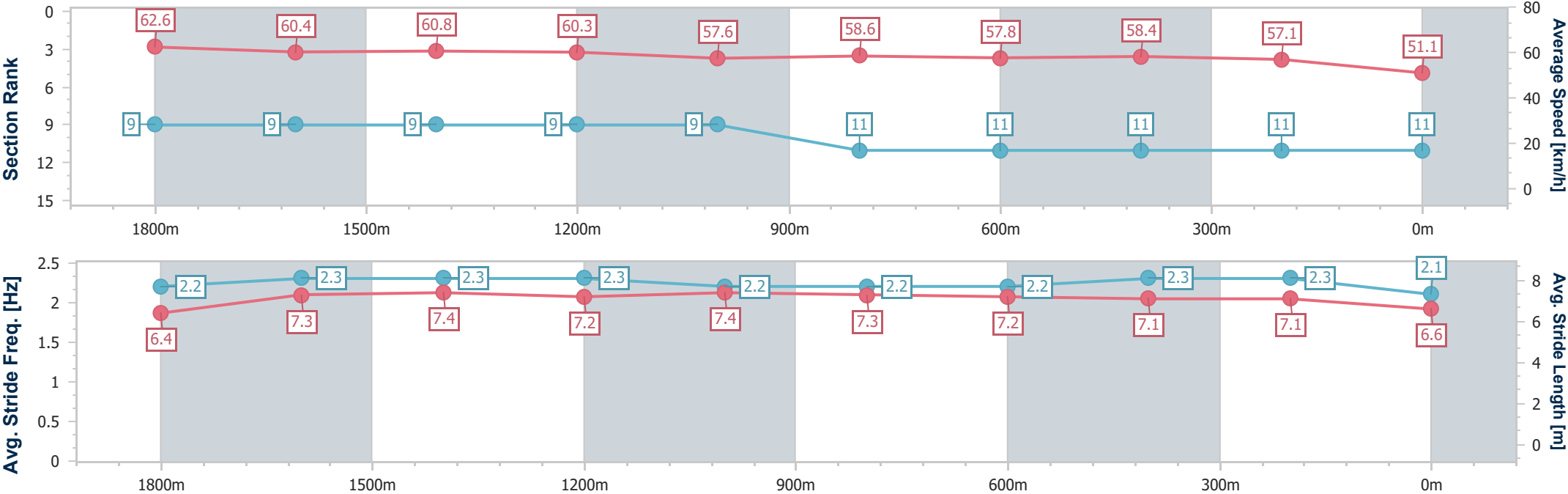


DoombenProfessional
Race 5: GIRLS DAY OUT ON SALE NOW BENCHMARK 65
Handicap - 2050m
29 January 2026 - 16:01
Track Rating: Good 4, Weather: Fine, Rail Position: +7.5m Entire



BRISBANE
RACING CLUB

Section	Overall	1800m	1600m	1400m	1200m	1000m	800m	600m	400m	200m			
Section Times	2:09.07 [11] (0:17.19)	1:51.88 [9] (0:11.80)	1:40.08 [9] (0:11.81)	1:28.27 [9] (0:11.92)	1:16.35 [9] (0:12.55)	1:03.80 [9] (0:12.30)	0:51.50 [11] (0:12.50)	0:39.00 [11] (0:12.30)	0:26.70 [11] (0:12.57)	0:14.13 [11] (0:14.13)			
Average Speed [km/h]	62.6	60.4	60.8	60.3	57.6	58.6	57.8	58.4	57.1	51.1			
Top Speed [km/h]	66.1	64.7	61.4	61.5	59.7	61.0	58.8	58.7	58.2	54.9			
Avg. Dist. to Rail [m]	1.5	1.9	1.4	0.3	0.2	0.3	0.2	1.0	1.0	0.7			
Avg. Stride Freq. [Hz]	2.2	2.3	2.3	2.3	2.2	2.2	2.2	2.3	2.3	2.1			
Avg. Stride Length [m]	6.4	7.3	7.4	7.2	7.4	7.3	7.2	7.1	7.1	6.6			





Horse/Jockey Name	Planned Encounter
Final Rank	12
Fastest Section Time (Section)	0:11.50 (1800m)
Top Speed [km/h] (Section)	64.1 (1800m)
Race State	Finished

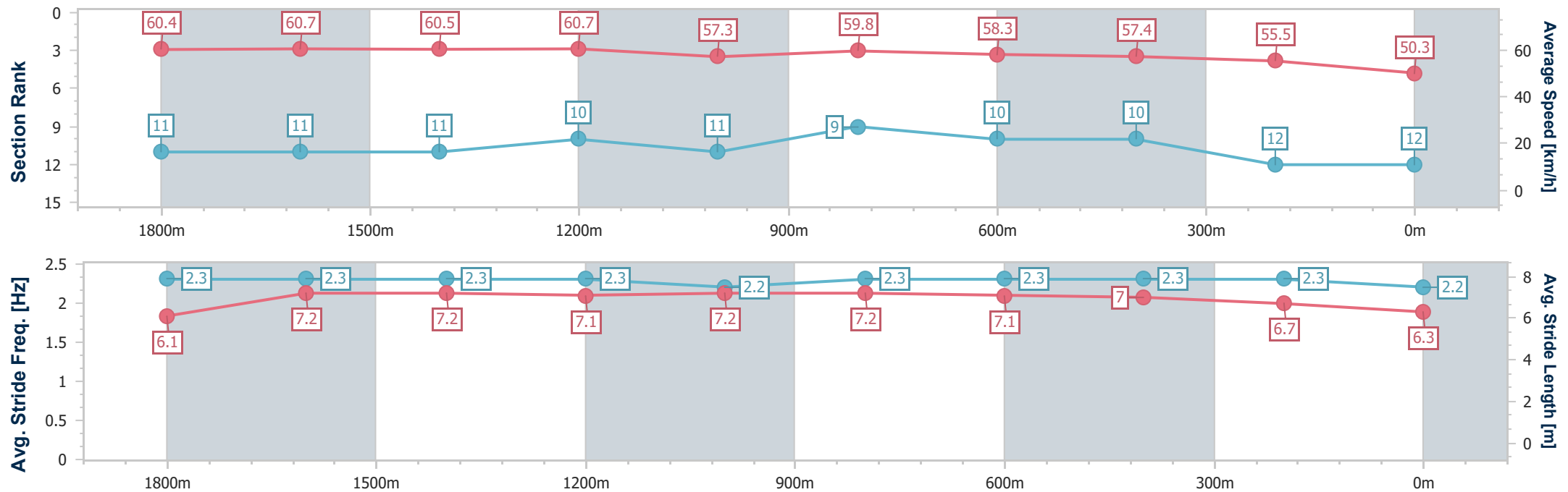


DoombenProfessional
Race 5: GIRLS DAY OUT ON SALE NOW BENCHMARK 65
Handicap - 2050m
29 January 2026 - 16:01
Track Rating: Good 4, Weather: Fine, Rail Position: +7.5m Entire



BRISBANE
RACING CLUB

Section	Overall	1800m	1600m	1400m	1200m	1000m	800m	600m	400m	200m			
Section Times	2:09.69 [12] (0:17.79)	1:51.90 [11] (0:11.50)	1:40.40 [11] (0:11.74)	1:28.66 [11] (0:11.80)	1:16.86 [10] (0:12.52)	1:04.34 [11] (0:12.05)	0:52.29 [9] (0:12.39)	0:39.90 [10] (0:12.57)	0:27.33 [10] (0:12.95)	0:14.38 [12] (0:14.38)			
Average Speed [km/h]	60.4	60.7	60.5	60.7	57.3	59.8	58.3	57.4	55.5	50.3			
Top Speed [km/h]	63.9	64.1	61.1	62.3	59.5	61.8	59.3	58.9	56.9	53.3			
Avg. Dist. to Rail [m]	2.7	4.7	3.1	0.8	1.0	1.3	1.2	0.7	1.4	2.9			
Avg. Stride Freq. [Hz]	2.3	2.3	2.3	2.3	2.2	2.3	2.3	2.3	2.3	2.2			
Avg. Stride Length [m]	6.1	7.2	7.2	7.1	7.2	7.2	7.1	7.0	6.7	6.3			





DoombenProfessional

Race 6: XXXX GOLD Class 1 Handicap - 1200m

29 January 2026 - 16:35



BRISBANE
RACING CLUB

Track Rating: Good 4, Weather: Fine, Rail Position: +7.5m Entire

Section						Overall	1000m	800m	600m	400m	200m	Last 600m		
Field Times						1:09.83 (0:13.39)	0:56.44 (0:10.74)	0:45.70 (0:11.22)	0:34.48 (0:11.64)	0:22.84 (0:11.21)	0:11.63 (0:11.63)	0:34.48		
Rank	TAB	Horse/Jockey	Barrier	Top Speed [km/h]	Fastest Section							Margin		Distance Travelled [m]
1	9	TIME OF MY LIFE	1	68.4	0:10.74	1:09.83 [1]	0:56.44 [1]	0:45.70 [1]	0:34.48 [1]	0:22.84 [1]	0:11.63 [1]	1:09.83	0:34.48	
		Angela Jones		1000m	1000m	(0:13.39)	(0:10.74)	(0:11.22)	(0:11.64)	(0:11.21)	(0:11.63)			
2	8	TILL DUSK	5	67.2	0:10.78	1:10.18 [2]	0:56.21 [6]	0:45.43 [5]	0:34.44 [4]	0:22.91 [4]	0:11.72 [3]	2.02L	0:34.44	-6
		Harrison Shaw		1000m	1000m	(0:13.97)	(0:10.78)	(0:10.99)	(0:11.53)	(0:11.19)	(0:11.72)			
3	13	MAYBE	2	68.8	0:10.72	1:10.29 [3]	0:56.79 [2]	0:46.07 [2]	0:34.75 [2]	0:23.19 [2]	0:12.00 [2]	2.71L	0:34.75	-2
		Emily Lang		1000m	1000m	(0:13.50)	(0:10.72)	(0:11.32)	(0:11.56)	(0:11.19)	(0:12.00)			
4	3	METAL MAN	4	67.4	0:10.86	1:10.43 [4]	0:56.74 [3]	0:45.88 [3]	0:34.82 [3]	0:23.22 [3]	0:11.85 [4]	3.5L	0:34.82	+1
		Ryan Maloney		1000m	1000m	(0:13.69)	(0:10.86)	(0:11.06)	(0:11.60)	(0:11.37)	(0:11.85)			
5	7	BUSKER	6	67.8	0:10.89	1:10.66 [5]	0:56.63 [7]	0:45.74 [6]	0:34.58 [6]	0:23.06 [6]	0:11.96 [6]	4.84L	0:34.58	-2
		Damien Thornton		1000m	1000m	(0:14.03)	(0:10.89)	(0:11.16)	0:11.52	0:11.10	0:11.96			
6	1	SIMPLY FUN	8	68.4	0:10.88	1:10.73 [6]	0:56.39 [8]	0:45.46 [8]	0:34.58 [8]	0:22.97 [7]	0:11.83 [7]	5.29L	0:34.58	+3
		Georgina Cartwright		800m	800m	(0:14.34)	(0:10.93)	0:10.88	0:11.61	0:11.14	0:11.83			
7	2	CHIBA	3	67.5	0:10.89	1:10.81 [7]	0:57.09 [4]	0:46.20 [4]	0:35.05 [5]	0:23.49 [5]	0:12.12 [5]	5.72L	0:35.05	+1
		Michael Rodd		1000m	1000m	(0:13.72)	(0:10.89)	(0:11.15)	0:11.56	0:11.37	0:12.12			
8	4	DRANITZELLE	7	66.7	0:10.98	1:10.85 [8]	0:56.89 [5]	0:45.91 [7]	0:34.70 [7]	0:23.09 [8]	0:11.71 [9]	6.01L	0:34.70	+1
		Daniel Moor		1000m	1000m	(0:13.96)	(0:10.98)	(0:11.21)	0:11.61	0:11.38	0:11.71			
9	6	SUNLIGHT MAJESTY	9	67.9	0:10.89	1:10.99 [9]	0:56.55 [9]	0:45.66 [9]	0:34.74 [9]	0:23.08 [9]	0:11.91 [8]	6.79L	0:34.74	+4
		Vlad Duric		800m	1000m	(0:14.44)	(0:10.89)	(0:10.92)	0:11.66	0:11.17	0:11.91			

Scratched: Storm Force Ten (#15), Moonlight Kicks (#17), Grey Impact (#16), Champagne Problems (#18), Divine Diamonds (#10), Statement Of Truth (#12), Dominant Darcy (#5), Exoflow (#14), I'm Nelson (#



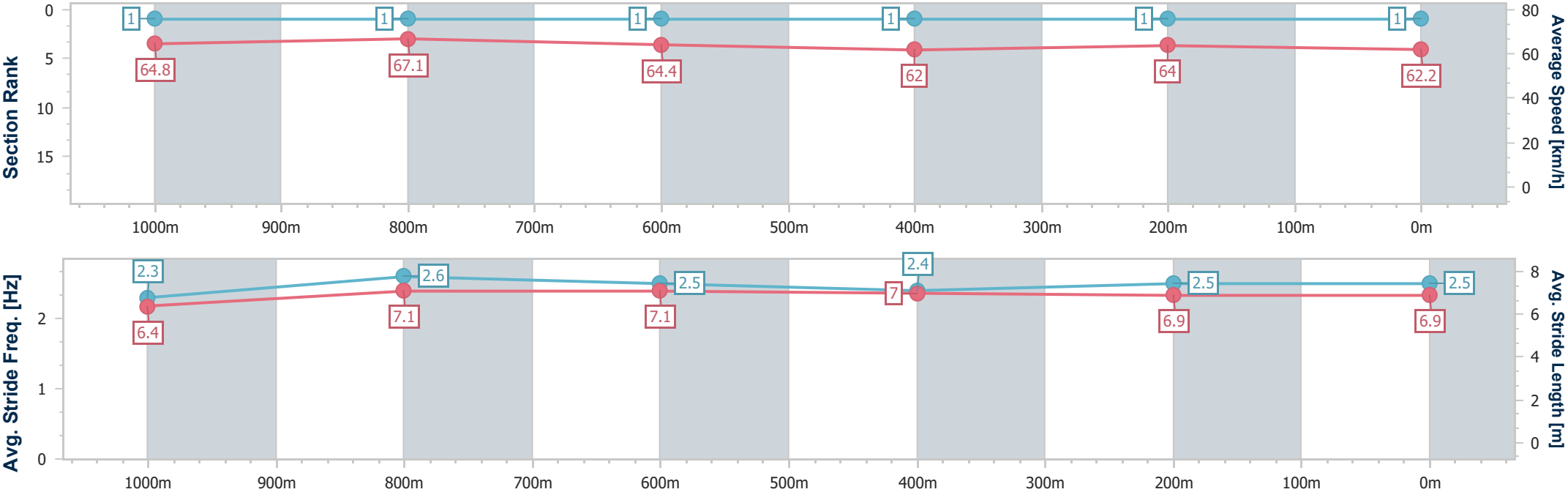
Horse/Jockey Name	Time Of My Life
Final Rank	1
Fastest Section Time (Section)	0:10.74 (1000m)
Top Speed [km/h] (Section)	68.4 (1000m)
Race State	Finished



DoombenProfessional
Race 6: XXXX GOLD Class 1 Handicap - 1200m
29 January 2026 - 16:35
Track Rating: Good 4, Weather: Fine, Rail Position: +7.5m Entire



Section	Overall	1000m	800m	600m	400m	200m							
Section Times	1:09.83 [1] (0:13.39)	0:56.44 [1] (0:10.74)	0:45.70 [1] (0:11.22)	0:34.48 [1] (0:11.64)	0:22.84 [1] (0:11.21)	0:11.63 [1] (0:11.63)							
Average Speed [km/h]	64.8	67.1	64.4	62.0	64.0	62.2							
Top Speed [km/h]	68.3	68.4	66.1	62.8	65.1	64.5							
Avg. Dist. to Rail [m]	0.4	0.4	0.8	0.8	1.0	0.8							
Avg. Stride Freq. [Hz]	2.3	2.6	2.5	2.4	2.5	2.5							
Avg. Stride Length [m]	6.4	7.1	7.1	7.0	6.9	6.9							





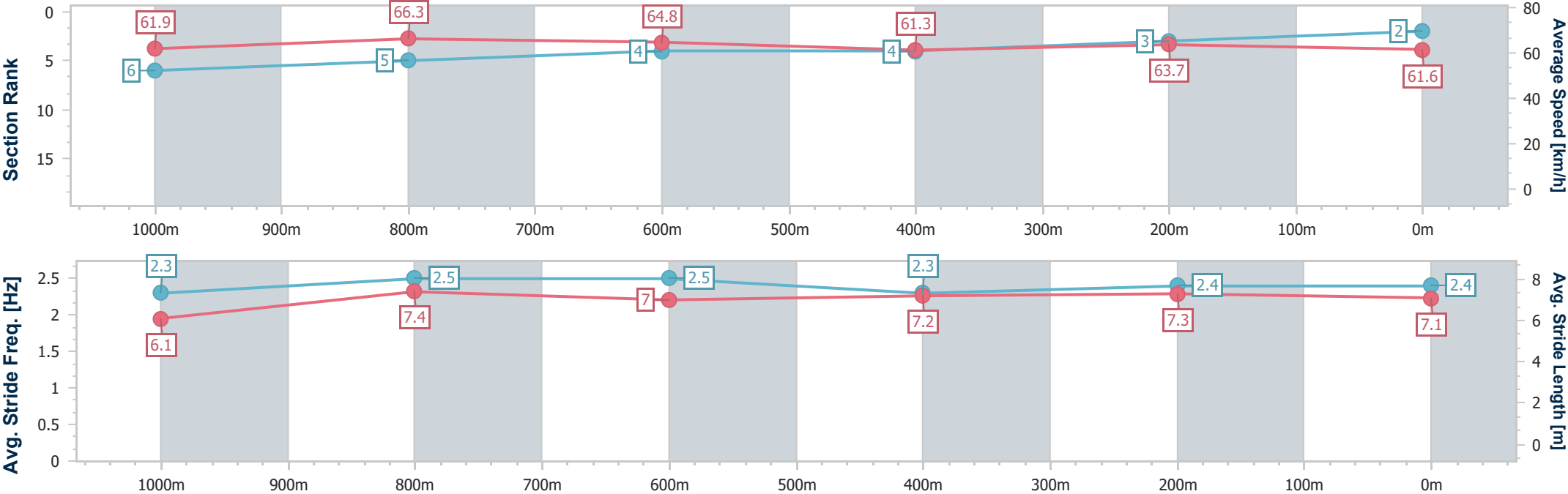
Horse/Jockey Name	Till Dusk
Final Rank	2
Fastest Section Time (Section)	0:10.78 (1000m)
Top Speed [km/h] (Section)	67.2 (1000m)
Race State	Finished



DoombenProfessional
Race 6: XXXX GOLD Class 1 Handicap - 1200m
29 January 2026 - 16:35
Track Rating: Good 4, Weather: Fine, Rail Position: +7.5m Entire



Section	Overall	1000m	800m	600m	400m	200m							
Section Times	1:10.18 [2] (0:13.97)	0:56.21 [6] (0:10.78)	0:45.43 [5] (0:10.99)	0:34.44 [4] (0:11.53)	0:22.91 [4] (0:11.19)	0:11.72 [3] (0:11.72)							
Average Speed [km/h]	61.9	66.3	64.8	61.3	63.7	61.6							
Top Speed [km/h]	65.3	67.2	65.9	64.0	64.9	64.6							
Avg. Dist. to Rail [m]	2.1	0.4	0.6	2.0	5.4	4.7							
Avg. Stride Freq. [Hz]	2.3	2.5	2.5	2.3	2.4	2.4							
Avg. Stride Length [m]	6.1	7.4	7.0	7.2	7.3	7.1							



[] Ranking at each section and finish
- - - - No data available at this section
NA No data available



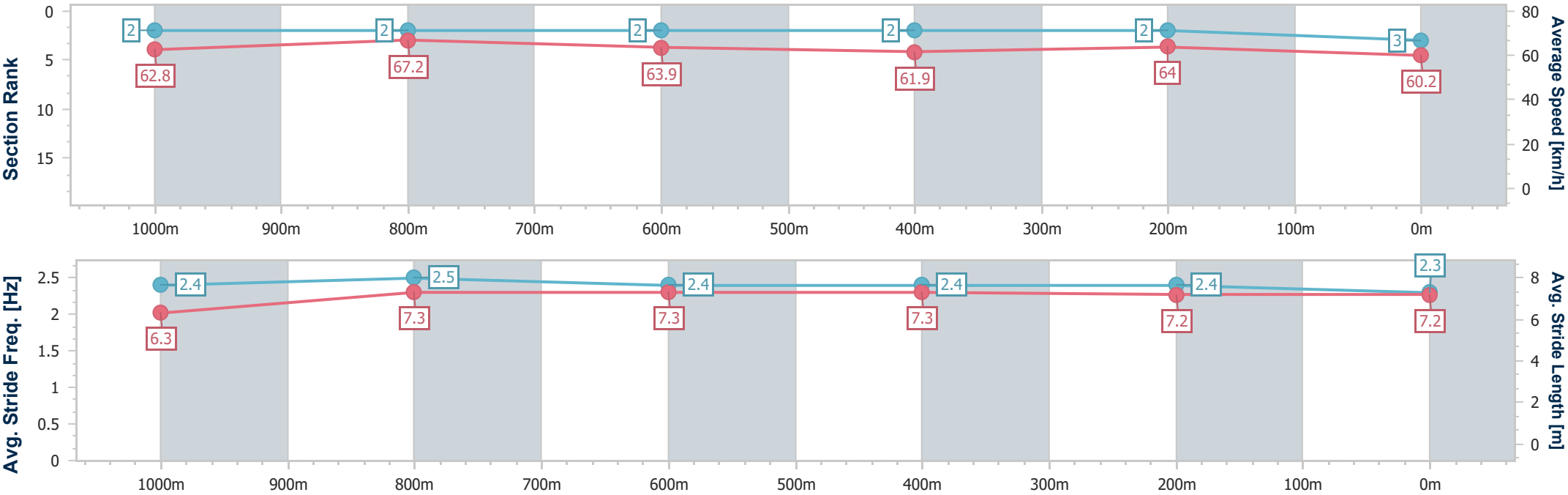
Horse/Jockey Name	Maybe
Final Rank	3
Fastest Section Time (Section)	0:10.72 (1000m)
Top Speed [km/h] (Section)	68.8 (1000m)
Race State	Finished



DoombenProfessional
Race 6: XXXX GOLD Class 1 Handicap - 1200m
29 January 2026 - 16:35
Track Rating: Good 4, Weather: Fine, Rail Position: +7.5m Entire



Section	Overall	1000m	800m	600m	400m	200m							
Section Times	1:10.29 [3] (0:13.50)	0:56.79 [2] (0:10.72)	0:46.07 [2] (0:11.32)	0:34.75 [2] (0:11.56)	0:23.19 [2] (0:11.19)	0:12.00 [2] (0:12.00)							
Average Speed [km/h]	62.8	67.2	63.9	61.9	64.0	60.2							
Top Speed [km/h]	66.6	68.8	66.2	63.6	64.6	63.4							
Avg. Dist. to Rail [m]	0.9	0.8	1.2	1.2	3.0	2.1							
Avg. Stride Freq. [Hz]	2.4	2.5	2.4	2.4	2.4	2.3							
Avg. Stride Length [m]	6.3	7.3	7.3	7.3	7.2	7.2							





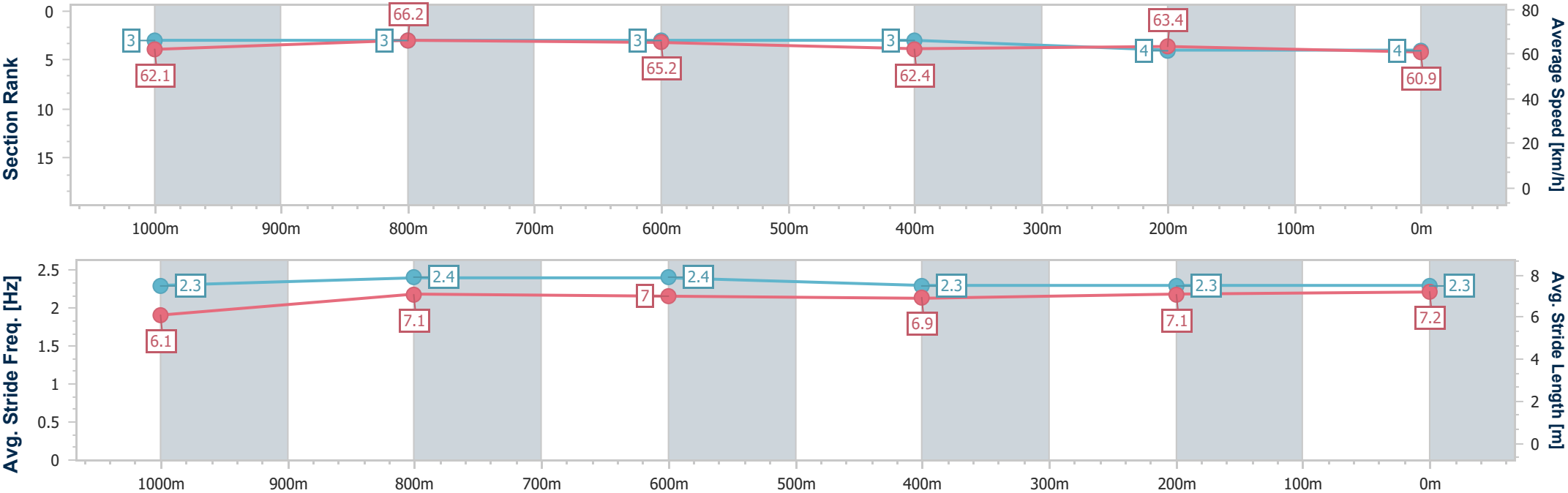
Horse/Jockey Name	Metal Man
Final Rank	4
Fastest Section Time (Section)	0:10.86 (1000m)
Top Speed [km/h] (Section)	67.4 (1000m)
Race State	Finished



DoombenProfessional
Race 6: XXXX GOLD Class 1 Handicap - 1200m
29 January 2026 - 16:35
Track Rating: Good 4, Weather: Fine, Rail Position: +7.5m Entire



Section	Overall	1000m	800m	600m	400m	200m							
Section Times	1:10.43 [4] (0:13.69)	0:56.74 [3] (0:10.86)	0:45.88 [3] (0:11.06)	0:34.82 [3] (0:11.60)	0:23.22 [3] (0:11.37)	0:11.85 [4] (0:11.85)							
Average Speed [km/h]	62.1	66.2	65.2	62.4	63.4	60.9							
Top Speed [km/h]	66.1	67.4	66.3	63.8	64.2	62.5							
Avg. Dist. to Rail [m]	2.1	0.3	0.5	1.3	1.2	2.3							
Avg. Stride Freq. [Hz]	2.3	2.4	2.4	2.3	2.3	2.3							
Avg. Stride Length [m]	6.1	7.1	7.0	6.9	7.1	7.2							



[] Ranking at each section and finish
-.-.- No data available at this section
NA No data available



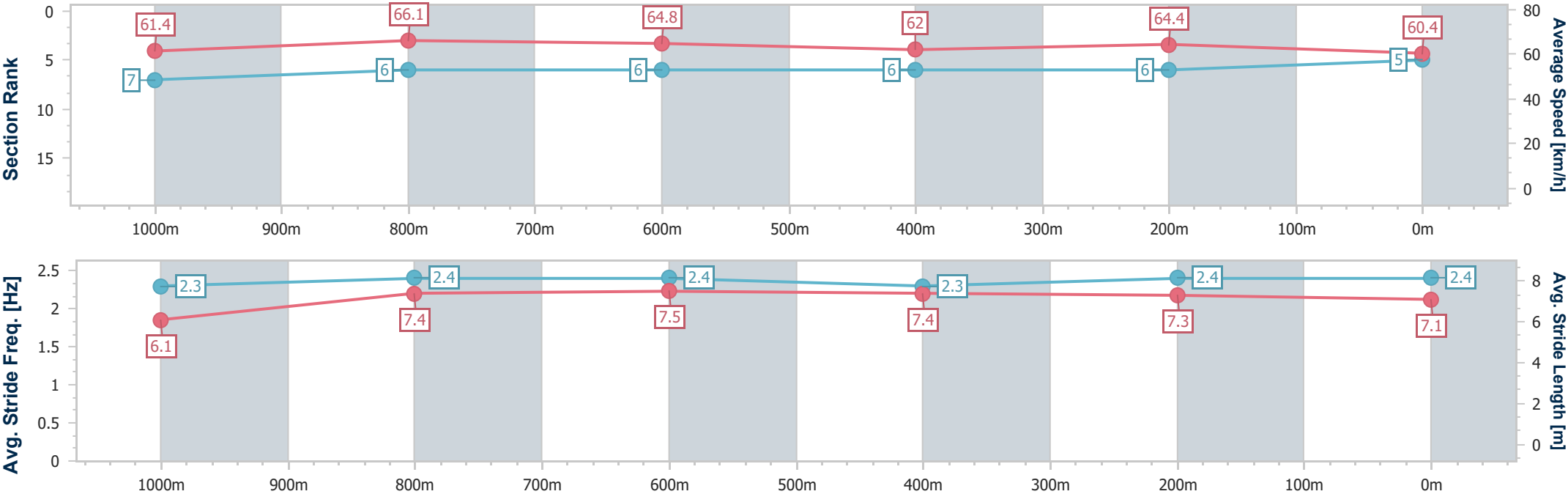
Horse/Jockey Name	Busker
Final Rank	5
Fastest Section Time (Section)	0:10.89 (1000m)
Top Speed [km/h] (Section)	67.8 (1000m)
Race State	Finished



DoombenProfessional
Race 6: XXXX GOLD Class 1 Handicap - 1200m
29 January 2026 - 16:35
Track Rating: Good 4, Weather: Fine, Rail Position: +7.5m Entire



Section	Overall	1000m	800m	600m	400m	200m							
Section Times	1:10.66 [5] (0:14.03)	0:56.63 [7] (0:10.89)	0:45.74 [6] (0:11.16)	0:34.58 [6] (0:11.52)	0:23.06 [6] (0:11.10)	0:11.96 [6] (0:11.96)							
Average Speed [km/h]	61.4	66.1	64.8	62.0	64.4	60.4							
Top Speed [km/h]	64.9	67.8	66.9	64.5	65.5	63.1							
Avg. Dist. to Rail [m]	3.5	1.1	0.6	1.2	1.8	0.9							
Avg. Stride Freq. [Hz]	2.3	2.4	2.4	2.3	2.4	2.4							
Avg. Stride Length [m]	6.1	7.4	7.5	7.4	7.3	7.1							



[] Ranking at each section and finish
- - - - No data available at this section
NA No data available



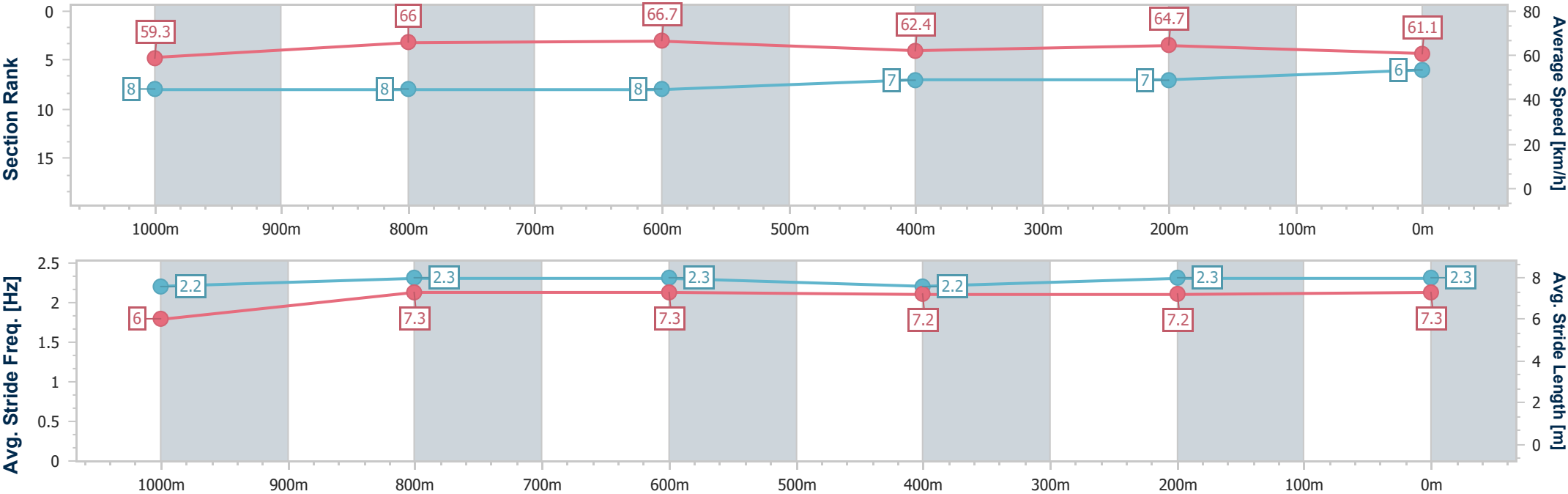
Horse/Jockey Name	Simply Fun
Final Rank	6
Fastest Section Time (Section)	0:10.88 (800m)
Top Speed [km/h] (Section)	68.4 (800m)
Race State	Finished



DoombenProfessional
Race 6: XXXX GOLD Class 1 Handicap - 1200m
29 January 2026 - 16:35
Track Rating: Good 4, Weather: Fine, Rail Position: +7.5m Entire



Section	Overall	1000m	800m	600m	400m	200m							
Section Times	1:10.73 [6] (0:14.34)	0:56.39 [8] (0:10.93)	0:45.46 [8] (0:10.88)	0:34.58 [8] (0:11.61)	0:22.97 [7] (0:11.14)	0:11.83 [7] (0:11.83)							
Average Speed [km/h]	59.3	66.0	66.7	62.4	64.7	61.1							
Top Speed [km/h]	63.7	67.4	68.4	64.2	65.7	63.5							
Avg. Dist. to Rail [m]	5.2	0.3	1.7	1.3	0.5	2.1							
Avg. Stride Freq. [Hz]	2.2	2.3	2.3	2.2	2.3	2.3							
Avg. Stride Length [m]	6.0	7.3	7.3	7.2	7.2	7.3							





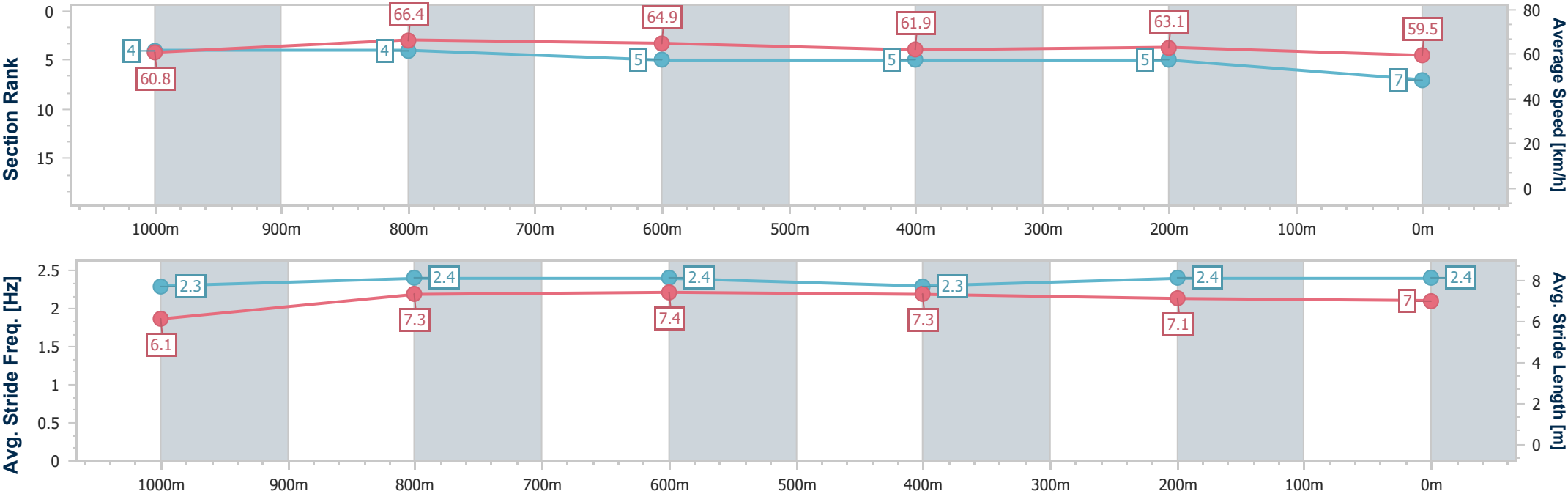
Horse/Jockey Name	Chiba
Final Rank	7
Fastest Section Time (Section)	0:10.89 (1000m)
Top Speed [km/h] (Section)	67.5 (1000m)
Race State	Finished



DoombenProfessional
Race 6: XXXX GOLD Class 1 Handicap - 1200m
29 January 2026 - 16:35
Track Rating: Good 4, Weather: Fine, Rail Position: +7.5m Entire



Section	Overall	1000m	800m	600m	400m	200m							
Section Times	1:10.81 [7] (0:13.72)	0:57.09 [4] (0:10.89)	0:46.20 [4] (0:11.15)	0:35.05 [5] (0:11.56)	0:23.49 [5] (0:11.37)	0:12.12 [5] (0:12.12)							
Average Speed [km/h]	60.8	66.4	64.9	61.9	63.1	59.5							
Top Speed [km/h]	64.4	67.5	66.4	64.3	64.4	61.0							
Avg. Dist. to Rail [m]	2.7	2.9	1.7	0.9	1.0	0.7							
Avg. Stride Freq. [Hz]	2.3	2.4	2.4	2.3	2.4	2.4							
Avg. Stride Length [m]	6.1	7.3	7.4	7.3	7.1	7.0							



[] Ranking at each section and finish
-.-.- No data available at this section
NA No data available



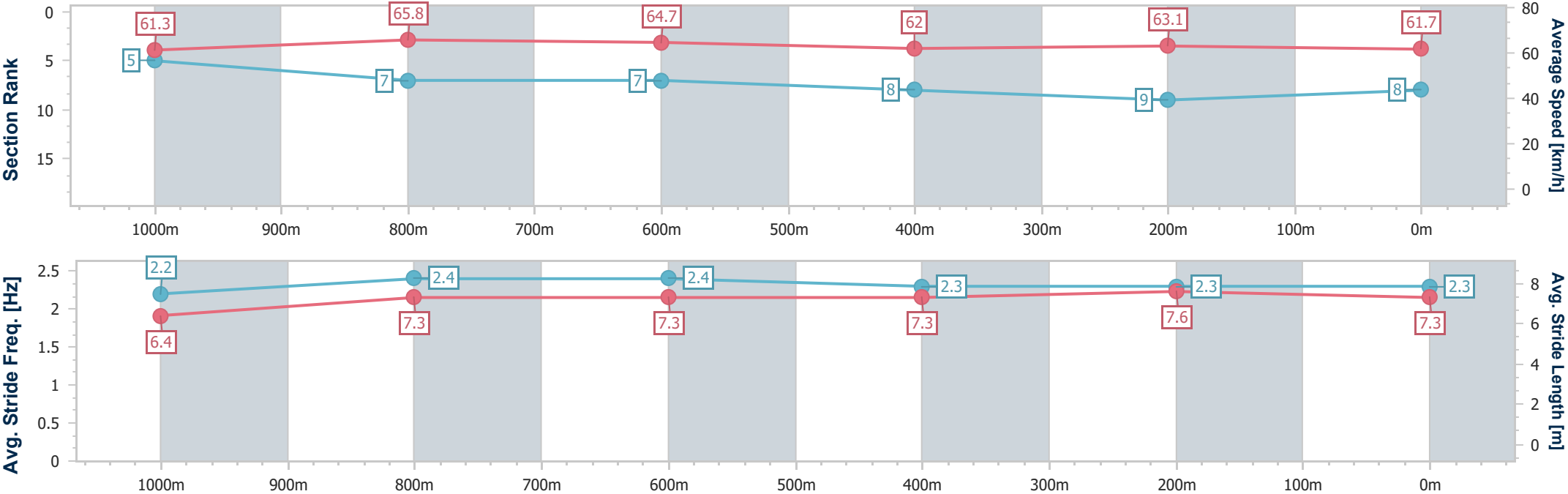
Horse/Jockey Name	Dranitzelle
Final Rank	8
Fastest Section Time (Section)	0:10.98 (1000m)
Top Speed [km/h] (Section)	66.7 (1000m)
Race State	Finished



DoombenProfessional
Race 6: XXXX GOLD Class 1 Handicap - 1200m
29 January 2026 - 16:35
Track Rating: Good 4, Weather: Fine, Rail Position: +7.5m Entire



Section	Overall	1000m	800m	600m	400m	200m								
Section Times	1:10.85 [8] (0:13.96)	0:56.89 [5] (0:10.98)	0:45.91 [7] (0:11.21)	0:34.70 [7] (0:11.61)	0:23.09 [8] (0:11.38)	0:11.71 [9] (0:11.71)								
Average Speed [km/h]	61.3	65.8	64.7	62.0	63.1	61.7								
Top Speed [km/h]	64.7	66.7	65.6	64.0	64.3	63.6								
Avg. Dist. to Rail [m]	4.4	2.2	1.3	0.6	1.1	2.9								
Avg. Stride Freq. [Hz]	2.2	2.4	2.4	2.3	2.3	2.3								
Avg. Stride Length [m]	6.4	7.3	7.3	7.3	7.6	7.3								





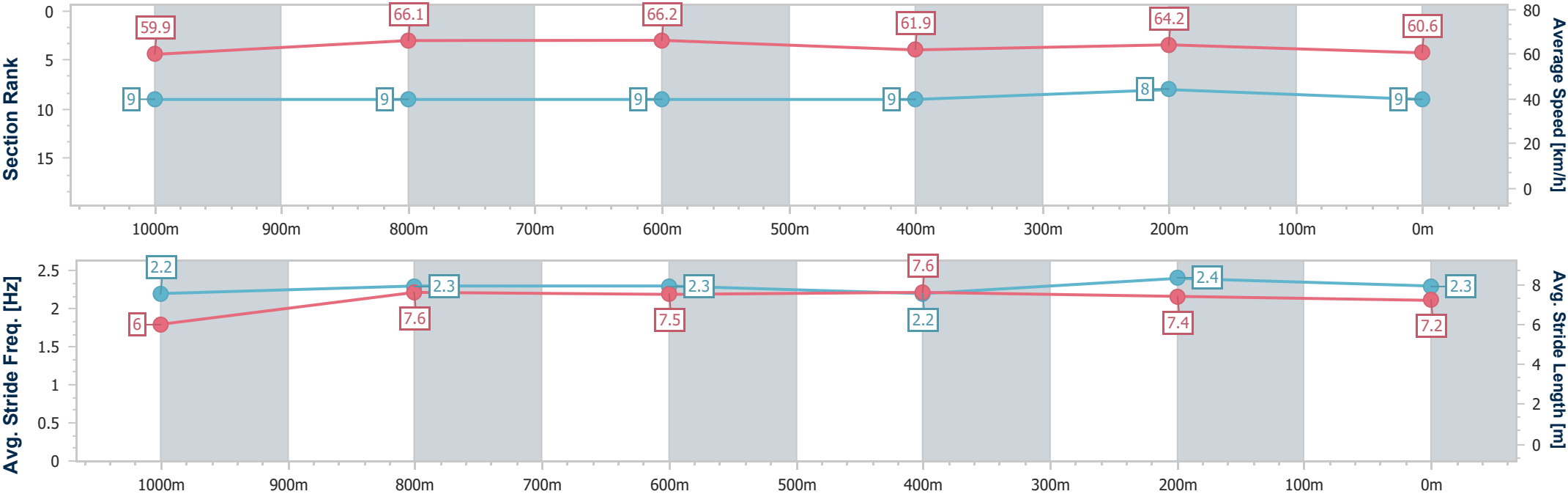
Horse/Jockey Name	Sunlight Majesty
Final Rank	9
Fastest Section Time (Section)	0:10.89 (1000m)
Top Speed [km/h] (Section)	67.9 (800m)
Race State	Finished



DoombenProfessional
Race 6: XXXX GOLD Class 1 Handicap - 1200m
29 January 2026 - 16:35
Track Rating: Good 4, Weather: Fine, Rail Position: +7.5m Entire



Section	Overall	1000m	800m	600m	400m	200m								
Section Times	1:10.99 [9] (0:14.44)	0:56.55 [9] (0:10.89)	0:45.66 [9] (0:10.92)	0:34.74 [9] (0:11.66)	0:23.08 [9] (0:11.17)	0:11.91 [8] (0:11.91)								
Average Speed [km/h]	59.9	66.1	66.2	61.9	64.2	60.6								
Top Speed [km/h]	65.0	66.8	67.9	64.4	65.2	64.4								
Avg. Dist. to Rail [m]	5.6	2.2	2.0	1.8	1.0	2.1								
Avg. Stride Freq. [Hz]	2.2	2.3	2.3	2.2	2.4	2.3								
Avg. Stride Length [m]	6.0	7.6	7.5	7.6	7.4	7.2								





DoombenProfessional

Race 7: MAGIC MILLIONS DIGITAL BENCHMARK 68 Handicap - 1200m

29 January 2026 - 17:07



BRISBANE
RACING CLUB

Track Rating: Good 4, Weather: Fine, Rail Position: +7.5m Entire

Section						Overall	1000m	800m	600m	400m	200m	Last 600m	
Field Times						1:10.33 (0:13.72)	0:56.61 (0:11.32)	0:45.29 (0:11.37)	0:33.92 (0:11.52)	0:22.40 (0:11.11)	0:11.29 (0:11.29)	0:33.92	
Rank	TAB	Horse/Jockey	Barrier	Top Speed [km/h]	Fastest Section							Margin	Distance Travelled [m]
1	6	ABENDER	2	67.4	0:10.83	1:10.33 [1]	0:56.32 [3]	0:45.02 [3]	0:33.56 [3]	0:22.11 [3]	0:11.28 [2]	1:10.33	0:33.56
		Ryan Maloney		400m	400m	(0:14.01)	(0:11.30)	(0:11.46)	(0:11.45)	(0:10.83)	(0:11.28)		
2	2	BLUE SPINEL	7	67.4	0:10.82	1:10.36 [2]	0:55.96 [5]	0:44.74 [5]	0:33.35 [5]	0:21.98 [4]	0:11.16 [3]	0.17L	0:33.35
		Jai Williams		400m	400m	(0:14.40)	(0:11.22)	(0:11.39)	(0:11.37)	(0:10.82)	(0:11.16)		-2
3	13	JENCHICK BOOM	5	66.5	0:11.08	1:10.80 [3]	0:57.08 [1]	0:45.76 [1]	0:34.34 [2]	0:22.84 [2]	0:11.76 [1]	2.77L	0:34.34
		Angela Jones		Overall	400m	(0:13.72)	(0:11.32)	(0:11.42)	(0:11.50)	(0:11.08)	(0:11.76)		+0
4	4	JOPPA LANE	6	67.6	0:10.83	1:10.81 [4]	0:56.35 [7]	0:44.95 [7]	0:33.61 [7]	0:22.15 [7]	0:11.32 [5]	2.87L	0:33.61
		Fiona Sandkuhl		400m	400m	(0:14.46)	(0:11.40)	(0:11.34)	(0:11.46)	(0:10.83)	(0:11.32)		-2
5	17	RUNAWAY TYCOON	1	65.4	0:11.23	1:11.36 [5]	0:57.51 [2]	0:46.28 [2]	0:34.95 [1]	0:23.43 [1]	0:12.11 [4]	6.07L	0:34.95
		Ben Thompson		1000m	1000m	(0:13.85)	(0:11.23)	(0:11.33)	(0:11.52)	(0:11.32)	(0:12.11)		-5
6	1	THE LITTLE PUMPER	3	66.3	0:11.05	1:11.74 [6]	0:57.34 [6]	0:46.02 [6]	0:34.56 [6]	0:23.21 [5]	0:12.16 [6]	8.31L	0:34.56
		Jasper Franklin		400m	400m	(0:14.40)	(0:11.32)	(0:11.46)	(0:11.35)	(0:11.05)	(0:12.16)		+4
7	10	BLUE ALLURE	4	64.8	0:11.27	1:11.79 [7]	0:57.72 [4]	0:46.45 [4]	0:34.82 [4]	0:23.14 [6]	0:11.79 [7]	8.59L	0:34.82
		Daniel Moor		1000m	1000m	(0:14.07)	(0:11.27)	(0:11.63)	(0:11.68)	(0:11.35)	(0:11.79)		+3

Scratched: Chilliwack (#8), Alpha Bravo (#3), Simply Fun (#15), Flying Shelly (#12), Meldubious (#9), Custo (#7), The Gambling Greek (#5), Metal Man (#14), Corrupted (#11), Anson Bay (#16)



Horse/Jockey Name	Abender
Final Rank	1
Fastest Section Time (Section)	0:10.83 (400m)
Top Speed [km/h] (Section)	67.4 (400m)
Race State	Finished

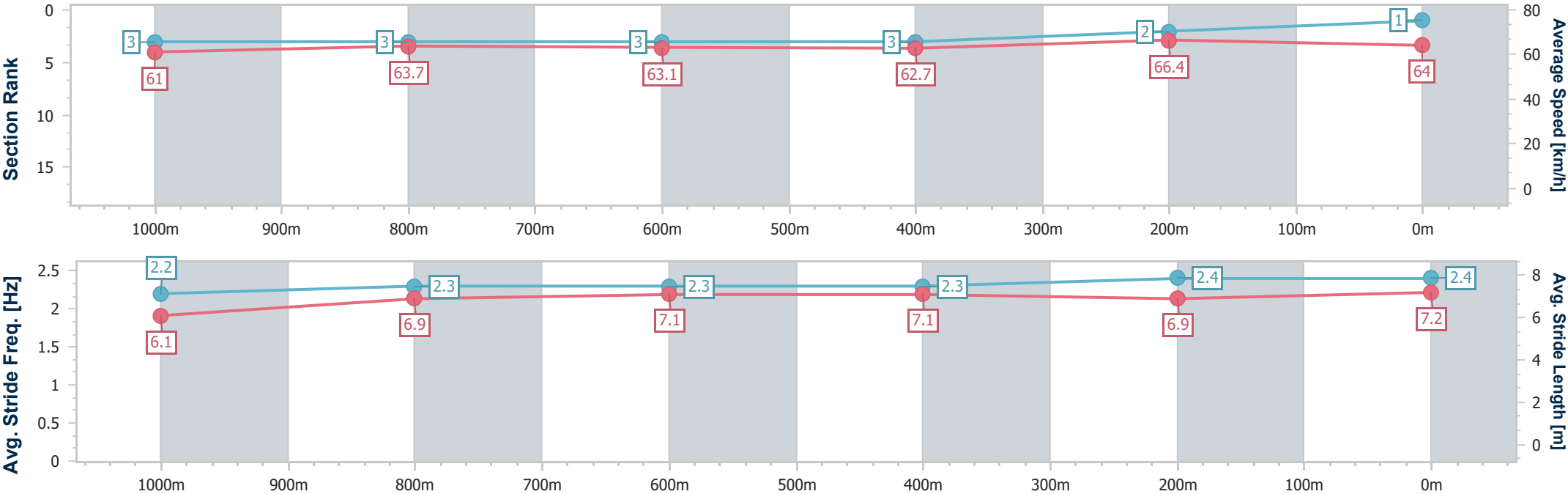


DooombenProfessional
Race 7: MAGIC MILLIONS DIGITAL BENCHMARK 68 Handicap - 1200m
29 January 2026 - 17:07
Track Rating: Good 4, Weather: Fine, Rail Position: +7.5m Entire



BRISBANE
RACING CLUB

Section	Overall	1000m	800m	600m	400m	200m							
Section Times	1:10.33 [1] (0:14.01)	0:56.32 [3] (0:11.30)	0:45.02 [3] (0:11.46)	0:33.56 [3] (0:11.45)	0:22.11 [3] (0:10.83)	0:11.28 [2] (0:11.28)							
Average Speed [km/h]	61.0	63.7	63.1	62.7	66.4	64.0							
Top Speed [km/h]	64.5	65.0	63.6	64.4	67.4	66.6							
Avg. Dist. to Rail [m]	1.5	0.7	0.5	0.6	0.5	1.8							
Avg. Stride Freq. [Hz]	2.2	2.3	2.3	2.3	2.4	2.4							
Avg. Stride Length [m]	6.1	6.9	7.1	7.1	6.9	7.2							





Horse/Jockey Name	Blue Spinel
Final Rank	2
Fastest Section Time (Section)	0:10.82 (400m)
Top Speed [km/h] (Section)	67.4 (400m)
Race State	Finished

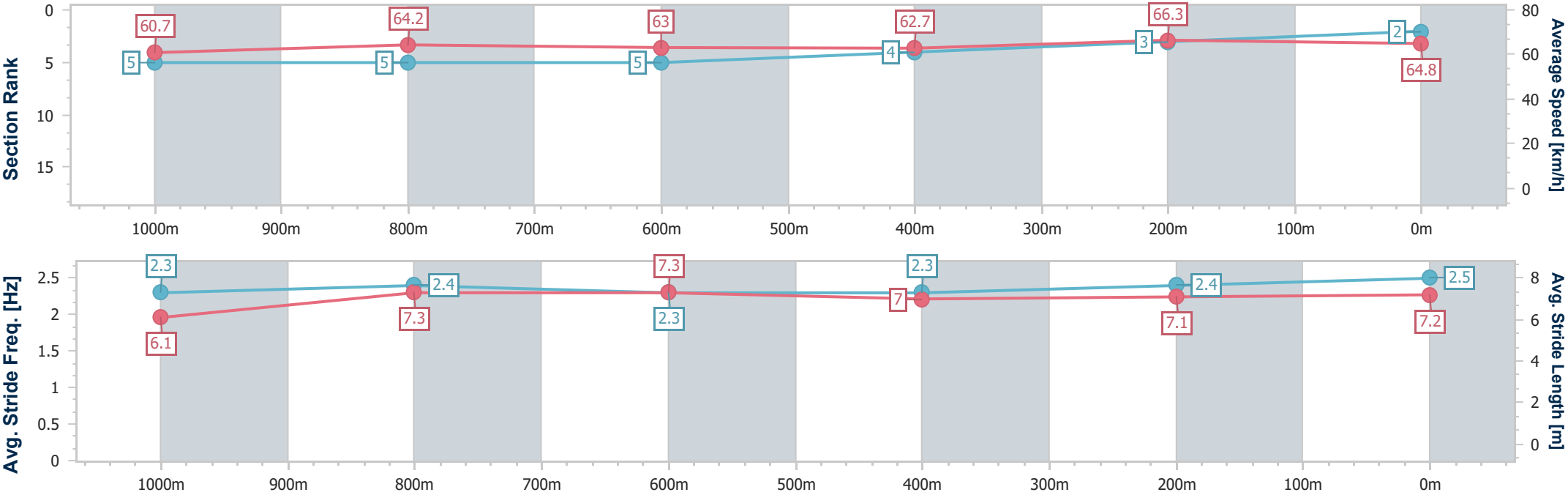


DooombenProfessional
Race 7: MAGIC MILLIONS DIGITAL BENCHMARK 68 Handicap - 1200m
29 January 2026 - 17:07
Track Rating: Good 4, Weather: Fine, Rail Position: +7.5m Entire



BRISBANE
RACING CLUB

Section	Overall	1000m	800m	600m	400m	200m								
Section Times	1:10.36 [2] (0:14.40)	0:55.96 [5] (0:11.22)	0:44.74 [5] (0:11.39)	0:33.35 [5] (0:11.37)	0:21.98 [4] (0:10.82)	0:11.16 [3] (0:11.16)								
Average Speed [km/h]	60.7	64.2	63.0	62.7	66.3	64.8								
Top Speed [km/h]	63.9	65.5	63.5	64.0	67.4	67.2								
Avg. Dist. to Rail [m]	3.0	0.4	0.5	1.7	1.0	3.4								
Avg. Stride Freq. [Hz]	2.3	2.4	2.3	2.3	2.4	2.5								
Avg. Stride Length [m]	6.1	7.3	7.3	7.0	7.1	7.2								





Horse/Jockey Name	Jenchick Boom
Final Rank	3
Fastest Section Time (Section)	0:11.08 (400m)
Top Speed [km/h] (Section)	66.5 (Overall)
Race State	Finished

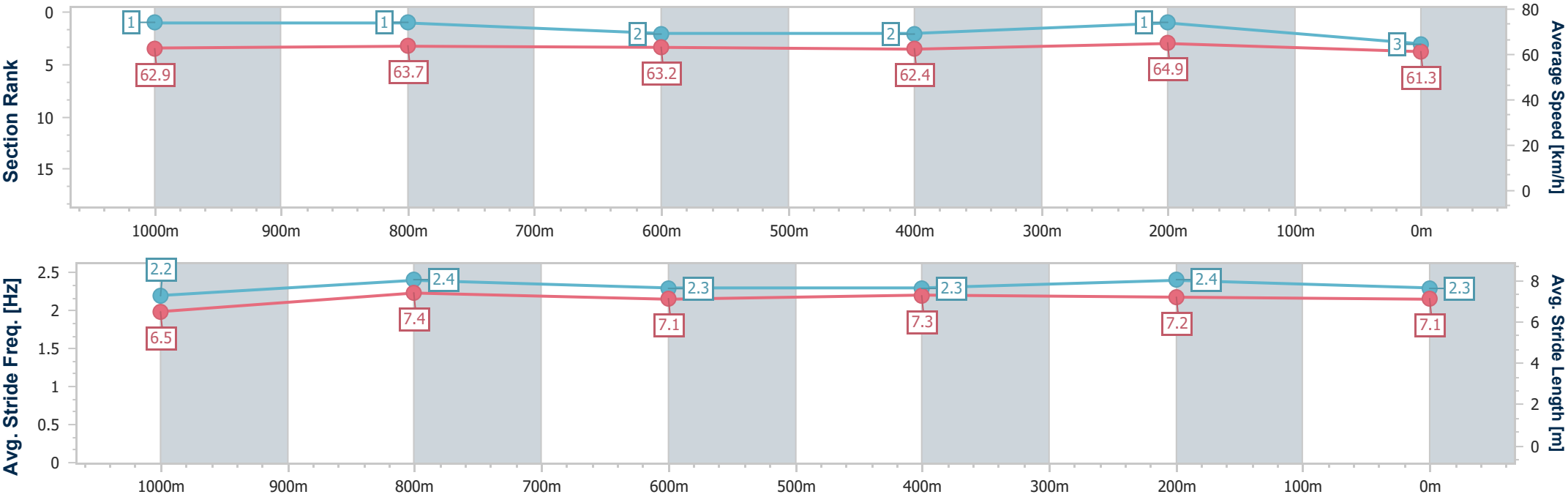


DooombenProfessional
Race 7: MAGIC MILLIONS DIGITAL BENCHMARK 68 Handicap - 1200m
29 January 2026 - 17:07
Track Rating: Good 4, Weather: Fine, Rail Position: +7.5m Entire



BRISBANE
RACING CLUB

Section	Overall	1000m	800m	600m	400m	200m								
Section Times	1:10.80 [3] (0:13.72)	0:57.08 [1] (0:11.32)	0:45.76 [1] (0:11.42)	0:34.34 [2] (0:11.50)	0:22.84 [2] (0:11.08)	0:11.76 [1] (0:11.76)								
Average Speed [km/h]	62.9	63.7	63.2	62.4	64.9	61.3								
Top Speed [km/h]	66.5	65.0	64.1	63.4	66.0	64.8								
Avg. Dist. to Rail [m]	4.2	1.3	0.6	0.5	0.5	1.1								
Avg. Stride Freq. [Hz]	2.2	2.4	2.3	2.3	2.4	2.3								
Avg. Stride Length [m]	6.5	7.4	7.1	7.3	7.2	7.1								





Horse/Jockey Name	Joppa Lane
Final Rank	4
Fastest Section Time (Section)	0:10.83 (400m)
Top Speed [km/h] (Section)	67.6 (400m)
Race State	Finished

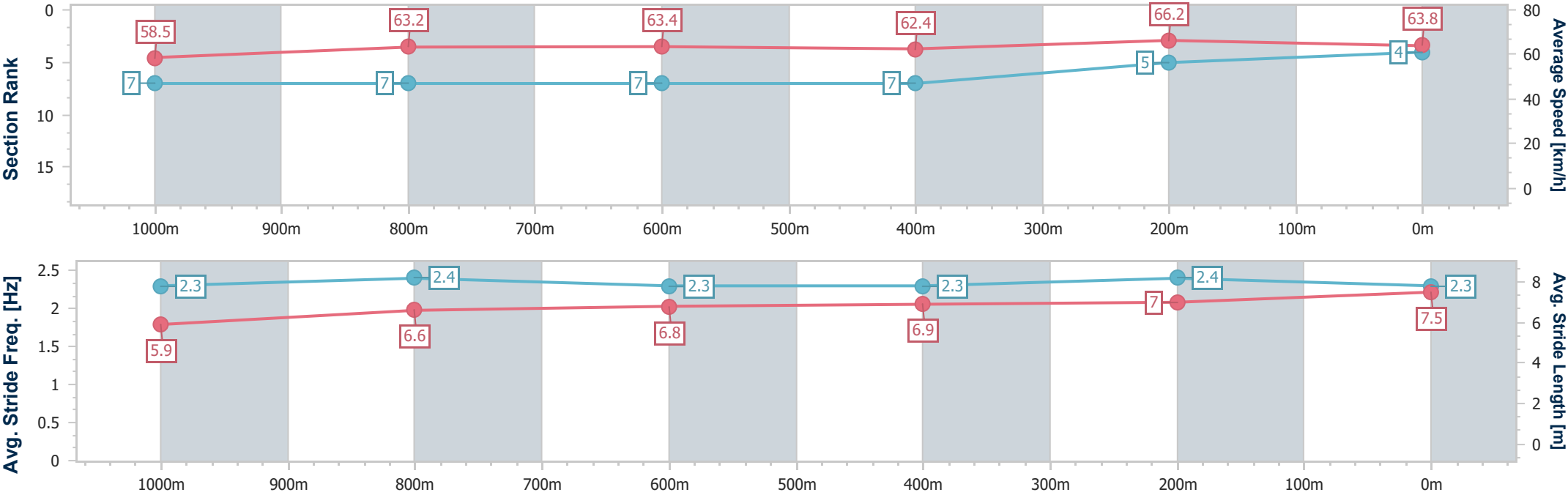


DooombenProfessional
Race 7: MAGIC MILLIONS DIGITAL BENCHMARK 68 Handicap - 1200m
29 January 2026 - 17:07
Track Rating: Good 4, Weather: Fine, Rail Position: +7.5m Entire



BRISBANE
RACING CLUB

Section	Overall	1000m	800m	600m	400m	200m								
Section Times	1:10.81 [4] (0:14.46)	0:56.35 [7] (0:11.40)	0:44.95 [7] (0:11.34)	0:33.61 [7] (0:11.46)	0:22.15 [7] (0:10.83)	0:11.32 [5] (0:11.32)								
Average Speed [km/h]	58.5	63.2	63.4	62.4	66.2	63.8								
Top Speed [km/h]	60.7	64.9	65.1	64.0	67.6	66.3								
Avg. Dist. to Rail [m]	4.1	1.2	0.3	1.2	1.2	1.9								
Avg. Stride Freq. [Hz]	2.3	2.4	2.3	2.3	2.4	2.3								
Avg. Stride Length [m]	5.9	6.6	6.8	6.9	7.0	7.5								





Horse/Jockey Name	Runaway Tycoon
Final Rank	5
Fastest Section Time (Section)	0:11.23 (1000m)
Top Speed [km/h] (Section)	65.4 (1000m)
Race State	Finished

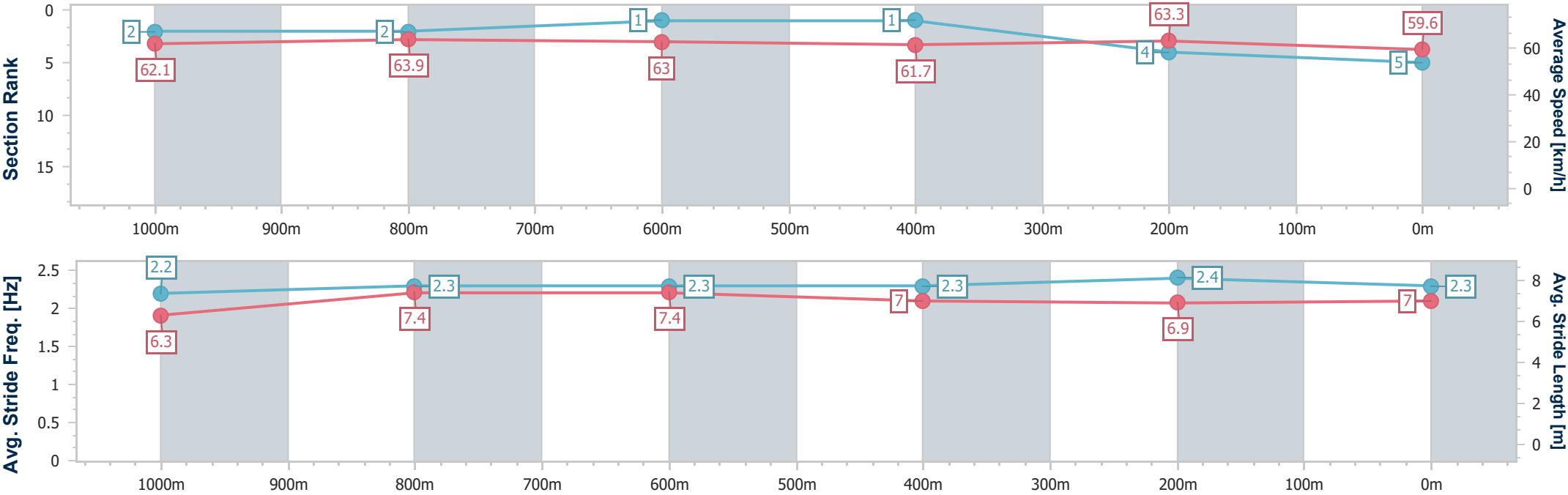


DooombenProfessional
Race 7: MAGIC MILLIONS DIGITAL BENCHMARK 68 Handicap - 1200m
29 January 2026 - 17:07
Track Rating: Good 4, Weather: Fine, Rail Position: +7.5m Entire



BRISBANE
RACING CLUB

Section	Overall	1000m	800m	600m	400m	200m							
Section Times	1:11.36 [5] (0:13.85)	0:57.51 [2] (0:11.23)	0:46.28 [2] (0:11.33)	0:34.95 [1] (0:11.52)	0:23.43 [1] (0:11.32)	0:12.11 [4] (0:12.11)							
Average Speed [km/h]	62.1	63.9	63.0	61.7	63.3	59.6							
Top Speed [km/h]	64.9	65.4	63.3	62.7	64.0	62.4							
Avg. Dist. to Rail [m]	0.7	0.4	1.7	2.2	1.7	1.1							
Avg. Stride Freq. [Hz]	2.2	2.3	2.3	2.3	2.4	2.3							
Avg. Stride Length [m]	6.3	7.4	7.4	7.0	6.9	7.0							





Horse/Jockey Name	The Little Pumper
Final Rank	6
Fastest Section Time (Section)	0:11.05 (400m)
Top Speed [km/h] (Section)	66.3 (400m)
Race State	Finished

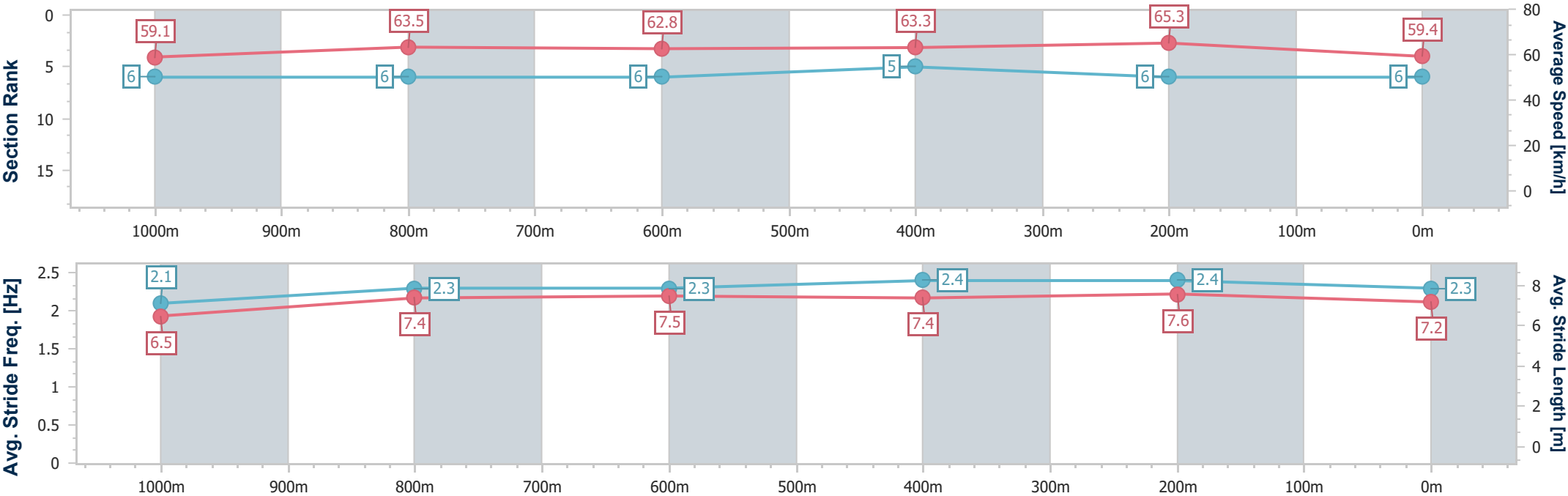


DooombenProfessional
Race 7: MAGIC MILLIONS DIGITAL BENCHMARK 68 Handicap - 1200m
29 January 2026 - 17:07
Track Rating: Good 4, Weather: Fine, Rail Position: +7.5m Entire



BRISBANE
RACING CLUB

Section	Overall	1000m	800m	600m	400m	200m								
Section Times	1:11.74 [6] (0:14.40)	0:57.34 [6] (0:11.32)	0:46.02 [6] (0:11.46)	0:34.56 [6] (0:11.35)	0:23.21 [5] (0:11.05)	0:12.16 [6] (0:12.16)								
Average Speed [km/h]	59.1	63.5	62.8	63.3	65.3	59.4								
Top Speed [km/h]	63.2	65.4	64.2	65.2	66.3	63.1								
Avg. Dist. to Rail [m]	2.4	2.1	1.5	0.9	2.0	4.1								
Avg. Stride Freq. [Hz]	2.1	2.3	2.3	2.4	2.4	2.3								
Avg. Stride Length [m]	6.5	7.4	7.5	7.4	7.6	7.2								





Horse/Jockey Name	Blue Allure
Final Rank	7
Fastest Section Time (Section)	0:11.27 (1000m)
Top Speed [km/h] (Section)	64.8 (1000m)
Race State	Finished

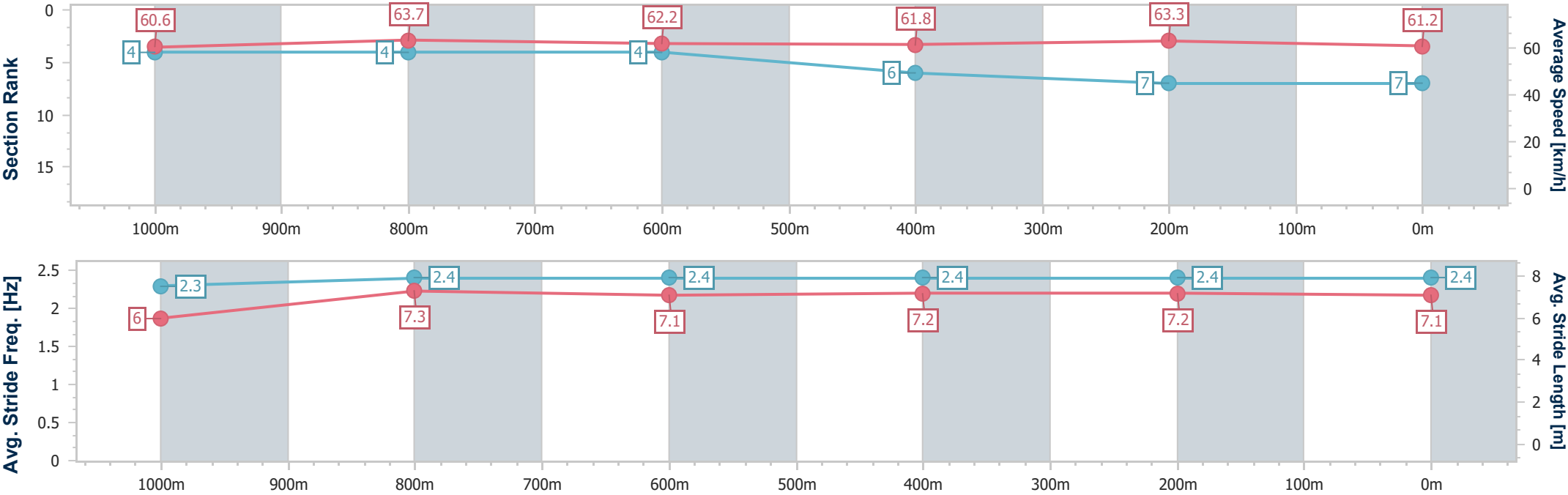


DooombenProfessional
Race 7: MAGIC MILLIONS DIGITAL BENCHMARK 68 Handicap - 1200m
29 January 2026 - 17:07
Track Rating: Good 4, Weather: Fine, Rail Position: +7.5m Entire



BRISBANE
RACING CLUB

Section	Overall	1000m	800m	600m	400m	200m							
Section Times	1:11.79 [7] (0:14.07)	0:57.72 [4] (0:11.27)	0:46.45 [4] (0:11.63)	0:34.82 [4] (0:11.68)	0:23.14 [6] (0:11.35)	0:11.79 [7] (0:11.79)							
Average Speed [km/h]	60.6	63.7	62.2	61.8	63.3	61.2							
Top Speed [km/h]	63.6	64.8	63.4	63.0	64.5	62.8							
Avg. Dist. to Rail [m]	2.9	1.2	1.9	1.5	0.6	0.2							
Avg. Stride Freq. [Hz]	2.3	2.4	2.4	2.4	2.4	2.4							
Avg. Stride Length [m]	6.0	7.3	7.1	7.2	7.2	7.1							





DoombenProfessional

Race 8: LADBROKES FAST PAYOUTS Class 2 Handicap - 1350m

29 January 2026 - 17:38



BRISBANE
RACING CLUB

Track Rating: Good 4, Weather: Fine, Rail Position: +7.5m Entire

Section					Overall	1200m	1000m	800m	600m	400m	Last 600m		
Field Times					1:19.89 (0:10.99)	1:08.90 (0:10.77)	0:58.13 (0:11.42)	0:46.71 (0:11.86)	0:34.85 (0:11.73)	0:23.12 (0:11.33)	0:34.85		
Rank	TAB	Horse/Jockey	Barrier	Top Speed [km/h]	Fastest Section							Distance Travelled [m]	
1	3	CHIEF IN CHARGE	8	66.7	0:11.05	1:19.89 [1]	1:08.40 [6]	0:57.35 [6]	0:46.17 [6]	0:34.35 [6]	0:22.86 [5]	0:34.35	
		Boris Thornton		Overall	1200m	(0:11.49)	(0:11.05)	(0:11.18)	(0:11.82)	(0:11.49)	(0:11.13)		
2	1	INFLUENTIAL	4	66.1	0:10.97	1:19.91 [2]	1:08.61 [5]	0:57.64 [4]	0:46.22 [5]	0:34.46 [5]	0:22.70 [6]	0:34.46	-4
		Jai Williams		400m	1200m	(0:11.30)	(0:10.97)	(0:11.42)	(0:11.76)	(0:11.76)	(0:11.14)		
3	12	TRAPEDO	7	66.5	0:11.12	1:20.06 [3]	1:08.48 [8]	0:57.25 [7]	0:46.06 [7]	0:34.43 [7]	0:22.75 [7]	0:34.43	+0
		Angela Jones		1000m	400m	(0:11.58)	(0:11.23)	(0:11.19)	(0:11.63)	(0:11.68)	(0:11.12)		
4	7	BARRELLING	2	67.5	0:10.95	1:20.18 [4]	1:09.15 [2]	0:58.20 [2]	0:46.68 [3]	0:34.88 [3]	0:23.17 [3]	0:34.88	-5
		Ryan Maloney		Overall	1200m	(0:11.03)	(0:10.95)	(0:11.52)	(0:11.80)	(0:11.71)	(0:11.32)		
5	2	SOUTHERN CHARM	5	66.1	0:11.06	1:20.22 [5]	1:09.00 [4]	0:57.94 [5]	0:46.70 [4]	0:34.89 [4]	0:23.20 [4]	0:34.89	-2
		Martin Harley		1200m	1200m	(0:11.22)	(0:11.06)	(0:11.24)	(0:11.81)	(0:11.69)	(0:11.24)		
6	14	MARAGICAL	3	66.5	0:10.93	1:20.35 [6]	1:09.26 [3]	0:58.33 [3]	0:46.99 [2]	0:35.19 [2]	0:23.52 [2]	0:35.19	-5
		Emily Lang		1200m	1200m	(0:11.09)	(0:10.93)	(0:11.34)	(0:11.80)	(0:11.67)	(0:11.27)		
7	4	JUNE	10	65.6	0:11.16	1:20.45 [7]	1:08.62 [10]	0:57.30 [9]	0:46.02 [10]	0:34.55 [10]	0:22.84 [10]	0:34.55	-3
		Dylan Turner		400m	400m	(0:11.83)	(0:11.32)	(0:11.28)	(0:11.47)	(0:11.71)	(0:11.16)		
8	8	WEONA REDWOOD	1	65.3	0:11.32	1:20.68 [8]	1:09.18 [7]	0:57.86 [8]	0:46.49 [8]	0:35.00 [8]	0:23.21 [9]	0:35.00	-3
		Vlad Duric		1000m	1200m	(0:11.50)	(0:11.32)	(0:11.37)	(0:11.49)	(0:11.79)	(0:11.36)		
9	9	RASHFORD	9	65.6	0:11.14	1:20.71 [9]	1:09.08 [9]	0:57.48 [10]	0:46.33 [9]	0:34.89 [9]	0:23.34 [8]	0:34.89	+1
		Tahlia Fenlon		1000m	400m	(0:11.63)	(0:11.60)	(0:11.15)	(0:11.44)	(0:11.55)	(0:11.14)		
10	5	MELDUBIOUS	6	67.6	0:10.77	1:20.73 [10]	1:09.74 [1]	0:58.97 [1]	0:47.55 [1]	0:35.69 [1]	0:23.96 [1]	0:35.69	-5
		Michael Rodd		1200m	1200m	(0:10.99)	(0:10.77)	(0:11.42)	(0:11.86)	(0:11.73)	(0:11.46)		

Scratched: Hello In There (#21), Simply Excels (#6), Grey Impact (#22), Runaway Tycoon (#18), Skorprios Isle (#11), Bright The Sun (#20), Land Bank (#13), Reggae Fire (#19), Rochedale Hero (#10), Novembre



DoombenProfessional

Race 8: LADBROKES FAST PAYOUTS Class 2 Handicap - 1350m

29 January 2026 - 17:38



BRISBANE
RACING CLUB

Track Rating: Good 4, Weather: Fine, Rail Position: +7.5m Entire

Section Field Times				200m 0:11.79 (0:11.79)		Last 600m 0:34.85			
Rank	TAB	Horse/Jockey	Barrier	Top Speed [km/h]	Fastest Section	Margin			Distance Travelled [m]
1	3	CHIEF IN CHARGE	8	66.7	0:11.05	0:11.73 [2]	1:19.89	0:34.35	
		Boris Thornton		Overall	1200m	(0:11.73)			
2	1	INFLUENTIAL	4	66.1	0:10.97	0:11.56 [6]	0.15L	0:34.46	-4
		Jai Williams		400m	1200m	(0:11.56)			
3	12	TRAPEDO	7	66.5	0:11.12	0:11.63 [7]	1.01L	0:34.43	+0
		Angela Jones		1000m	400m	(0:11.63)			
4	7	BARRELLING	2	67.5	0:10.95	0:11.85 [5]	1.7L	0:34.88	-5
		Ryan Maloney		Overall	1200m	(0:11.85)			
5	2	SOUTHERN CHARM	5	66.1	0:11.06	0:11.96 [4]	1.95L	0:34.89	-2
		Martin Harley		1200m	1200m	(0:11.96)			
6	14	MARAGICAL	3	66.5	0:10.93	0:12.25 [1]	2.73L	0:35.19	-5
		Emily Lang		1200m	1200m	(0:12.25)			
7	4	JUNE	10	65.6	0:11.16	0:11.68 [9]	3.33L	0:34.55	-3
		Dylan Turner		400m	400m	(0:11.68)			
8	8	WEONA REDWOOD	1	65.3	0:11.32	0:11.85 [10]	4.67L	0:35.00	-3
		Vlad Duric		1000m	1200m	(0:11.85)			
9	9	RASHFORD	9	65.6	0:11.14	0:12.20 [8]	4.86L	0:34.89	+1
		Tahlia Fenlon		1000m	400m	(0:12.20)			
10	5	MELDUBIOUS	6	67.6	0:10.77	0:12.50 [3]	4.93L	0:35.69	-5
		Michael Rodd		1200m	1200m	(0:12.50)			

Scratched: Hello In There (#21), Simply Excels (#6), Grey Impact (#22), Runaway Tycoon (#18), Skorprios Isle (#11), Bright The Sun (#20), Land Bank (#13), Reggae Fire (#19), Rochedale Hero (#10), Novembre



Horse/Jockey Name	Chief In Charge
Final Rank	1
Fastest Section Time (Section)	0:11.05 (1200m)
Top Speed [km/h] (Section)	66.7 (Overall)
Race State	Finished



DooibenProfessional
Race 8: LADBROKES FAST PAYOUTS Class 2 Handicap -
1350m

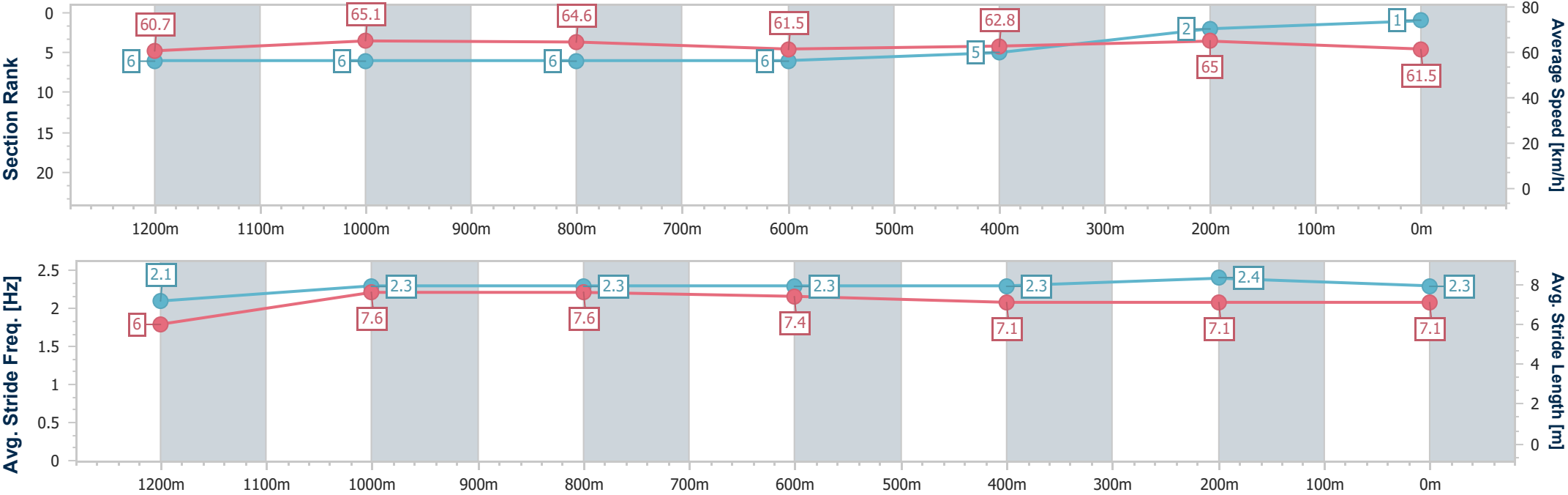
29 January 2026 - 17:38

Track Rating: Good 4, Weather: Fine, Rail Position: +7.5m Entire



BRISBANE
RACING CLUB

Section	Overall	1200m	1000m	800m	600m	400m	200m						
Section Times	1:19.89 [1] (0:11.49)	1:08.40 [6] (0:11.05)	0:57.35 [6] (0:11.18)	0:46.17 [6] (0:11.82)	0:34.35 [6] (0:11.49)	0:22.86 [5] (0:11.13)	0:11.73 [2] (0:11.73)						
Average Speed [km/h]	60.7	65.1	64.6	61.5	62.8	65.0	61.5						
Top Speed [km/h]	66.7	66.7	66.3	63.0	65.2	65.5	64.4						
Avg. Dist. to Rail [m]	5.8	1.5	1.5	1.5	0.7	2.6	3.7						
Avg. Stride Freq. [Hz]	2.1	2.3	2.3	2.3	2.3	2.4	2.3						
Avg. Stride Length [m]	6.0	7.6	7.6	7.4	7.1	7.1	7.1						





Horse/Jockey Name	Influential
Final Rank	2
Fastest Section Time (Section)	0:10.97 (1200m)
Top Speed [km/h] (Section)	66.1 (400m)
Race State	Finished

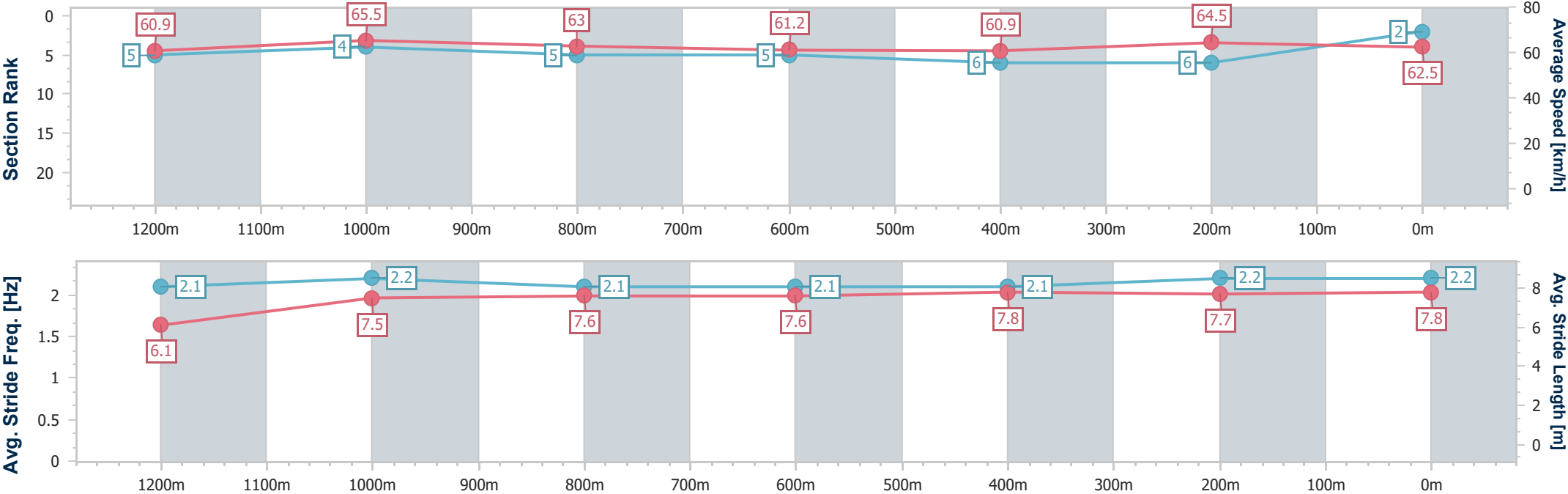


DooibenProfessional
Race 8: LADBROKES FAST PAYOUTS Class 2 Handicap -
1350m
29 January 2026 - 17:38
Track Rating: Good 4, Weather: Fine, Rail Position: +7.5m Entire



BRISBANE
RACING CLUB

Section	Overall	1200m	1000m	800m	600m	400m	200m						
Section Times	1:19.91 [2] (0:11.30)	1:08.61 [5] (0:10.97)	0:57.64 [4] (0:11.42)	0:46.22 [5] (0:11.76)	0:34.46 [5] (0:11.76)	0:22.70 [6] (0:11.14)	0:11.56 [6] (0:11.56)						
Average Speed [km/h]	60.9	65.5	63.0	61.2	60.9	64.5	62.5						
Top Speed [km/h]	64.2	66.0	65.0	62.5	62.9	66.1	64.8						
Avg. Dist. to Rail [m]	2.7	0.2	0.2	0.4	0.5	0.7	0.6						
Avg. Stride Freq. [Hz]	2.1	2.2	2.1	2.1	2.1	2.2	2.2						
Avg. Stride Length [m]	6.1	7.5	7.6	7.6	7.8	7.7	7.8						





Horse/Jockey Name	Trapedo
Final Rank	3
Fastest Section Time (Section)	0:11.12 (400m)
Top Speed [km/h] (Section)	66.5 (1000m)
Race State	Finished

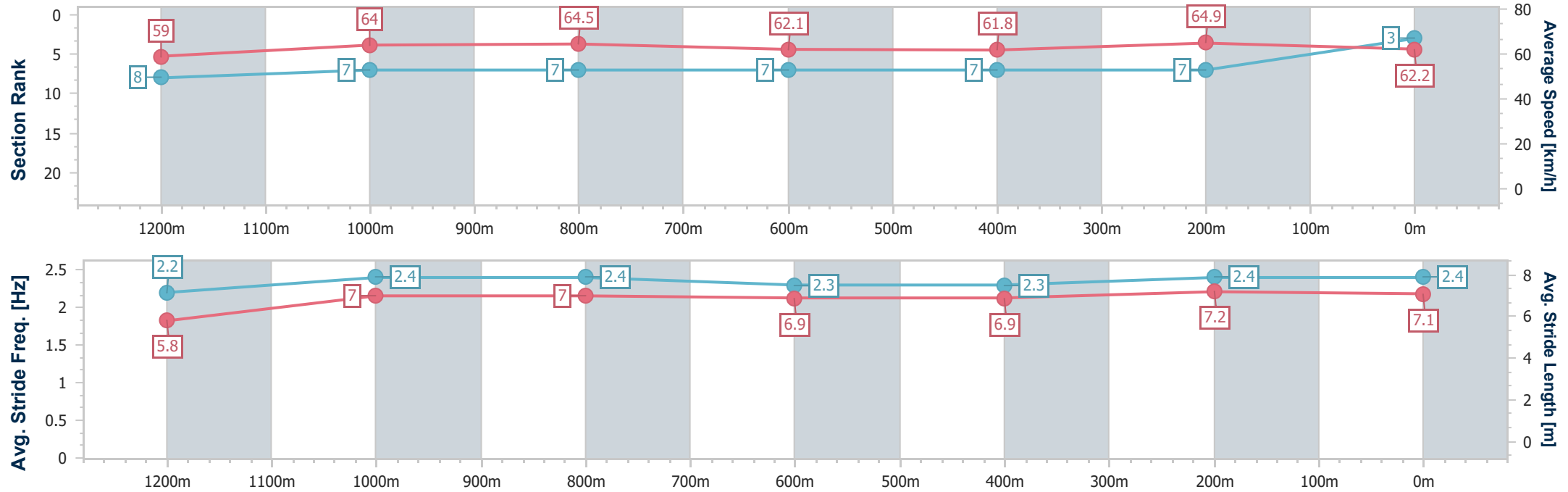


DooibenProfessional
Race 8: LADBROKES FAST PAYOUTS Class 2 Handicap - 1350m
29 January 2026 - 17:38
Track Rating: Good 4, Weather: Fine, Rail Position: +7.5m Entire



BRISBANE
RACING CLUB

Section	Overall	1200m	1000m	800m	600m	400m	200m						
Section Times	1:20.06 [3] (0:11.58)	1:08.48 [8] (0:11.23)	0:57.25 [7] (0:11.19)	0:46.06 [7] (0:11.63)	0:34.43 [7] (0:11.68)	0:22.75 [7] (0:11.12)	0:11.63 [7] (0:11.63)						
Average Speed [km/h]	59.0	64.0	64.5	62.1	61.8	64.9	62.2						
Top Speed [km/h]	62.6	66.5	66.5	63.5	63.6	66.2	64.7						
Avg. Dist. to Rail [m]	4.7	1.3	1.6	1.1	0.8	3.3	9.3						
Avg. Stride Freq. [Hz]	2.2	2.4	2.4	2.3	2.3	2.4	2.4						
Avg. Stride Length [m]	5.8	7.0	7.0	6.9	6.9	7.2	7.1						





Horse/Jockey Name	Barrelling
Final Rank	4
Fastest Section Time (Section)	0:10.95 (1200m)
Top Speed [km/h] (Section)	67.5 (Overall)
Race State	Finished



DoombenProfessional
Race 8: LADBROKES FAST PAYOUTS Class 2 Handicap -
1350m

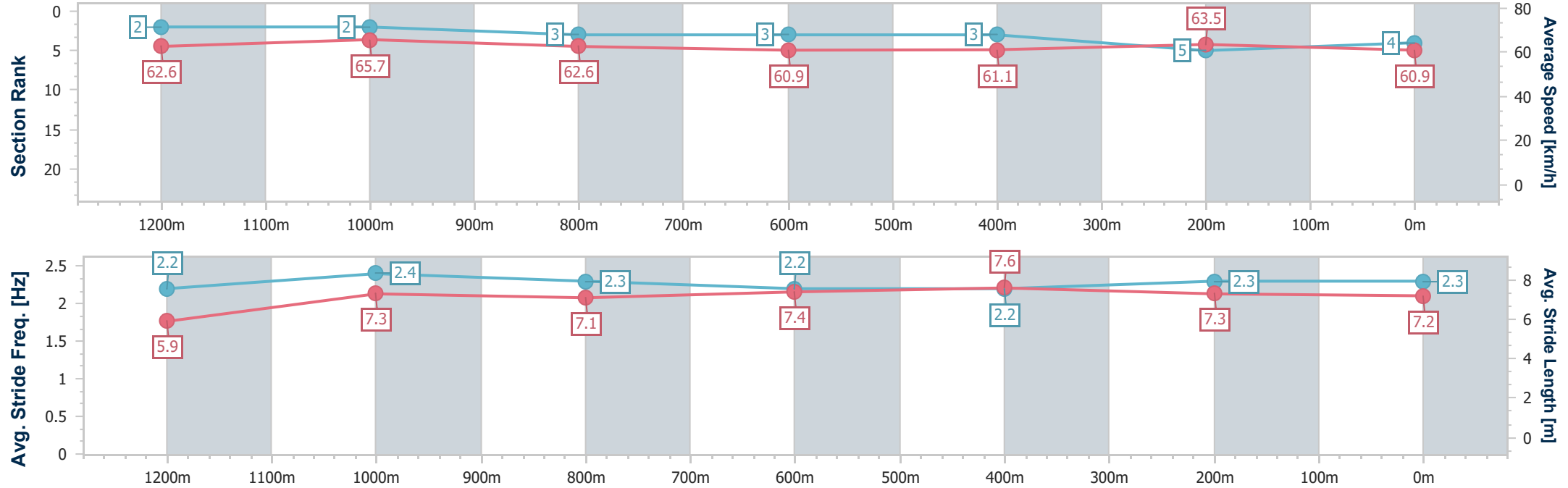
29 January 2026 - 17:38

Track Rating: Good 4, Weather: Fine, Rail Position: +7.5m Entire



BRISBANE
RACING CLUB

Section	Overall	1200m	1000m	800m	600m	400m	200m						
Section Times	1:20.18 [4] (0:11.03)	1:09.15 [2] (0:10.95)	0:58.20 [2] (0:11.52)	0:46.68 [3] (0:11.80)	0:34.88 [3] (0:11.71)	0:23.17 [3] (0:11.32)	0:11.85 [5] (0:11.85)						
Average Speed [km/h]	62.6	65.7	62.6	60.9	61.1	63.5	60.9						
Top Speed [km/h]	67.5	66.5	65.1	61.7	62.7	64.2	63.0						
Avg. Dist. to Rail [m]	2.4	0.5	0.4	0.2	1.2	1.5	1.0						
Avg. Stride Freq. [Hz]	2.2	2.4	2.3	2.2	2.2	2.3	2.3						
Avg. Stride Length [m]	5.9	7.3	7.1	7.4	7.6	7.3	7.2						



- [] Ranking at each section and finish
- .-.- No data available at this section
- NA No data available



Horse/Jockey Name	Southern Charm
Final Rank	5
Fastest Section Time (Section)	0:11.06 (1200m)
Top Speed [km/h] (Section)	66.1 (1200m)
Race State	Finished

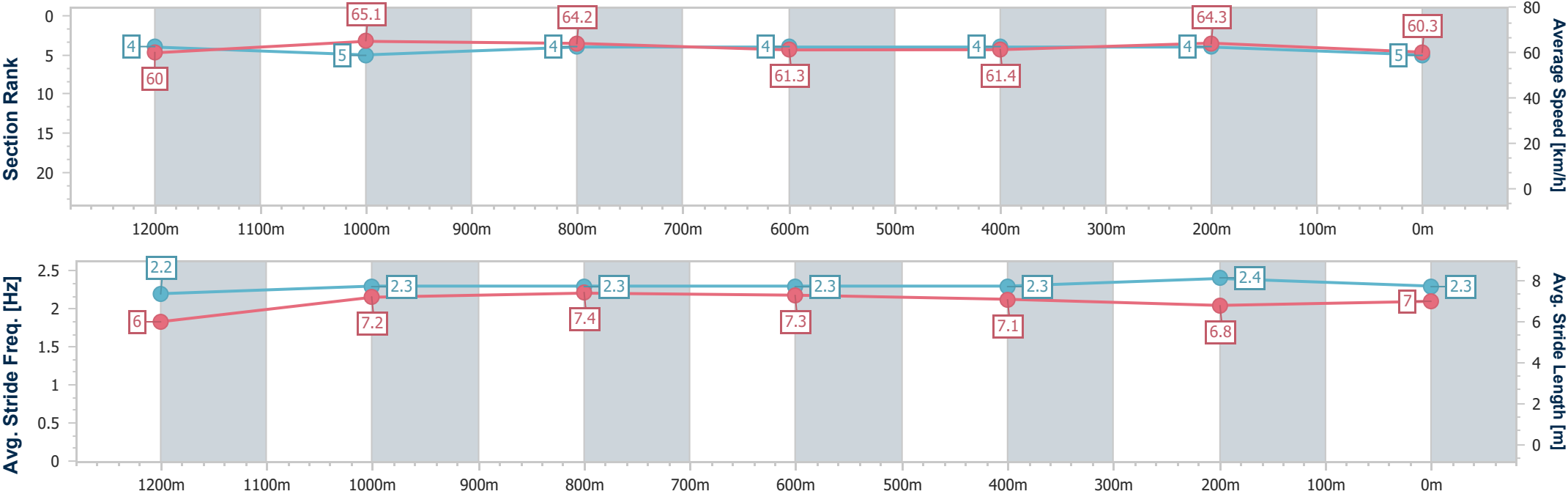


DoombenProfessional
Race 8: LADBROKES FAST PAYOUTS Class 2 Handicap - 1350m
29 January 2026 - 17:38
Track Rating: Good 4, Weather: Fine, Rail Position: +7.5m Entire



BRISBANE
RACING CLUB

Section	Overall	1200m	1000m	800m	600m	400m	200m						
Section Times	1:20.22 [5] (0:11.22)	1:09.00 [4] (0:11.06)	0:57.94 [5] (0:11.24)	0:46.70 [4] (0:11.81)	0:34.89 [4] (0:11.69)	0:23.20 [4] (0:11.24)	0:11.96 [4] (0:11.96)						
Average Speed [km/h]	60.0	65.1	64.2	61.3	61.4	64.3	60.3						
Top Speed [km/h]	63.0	66.1	66.1	62.5	63.4	65.6	62.8						
Avg. Dist. to Rail [m]	4.5	1.7	1.4	1.1	0.4	1.5	3.8						
Avg. Stride Freq. [Hz]	2.2	2.3	2.3	2.3	2.3	2.4	2.3						
Avg. Stride Length [m]	6.0	7.2	7.4	7.3	7.1	6.8	7.0						





Horse/Jockey Name	Maragical
Final Rank	6
Fastest Section Time (Section)	0:10.93 (1200m)
Top Speed [km/h] (Section)	66.5 (1200m)
Race State	Finished

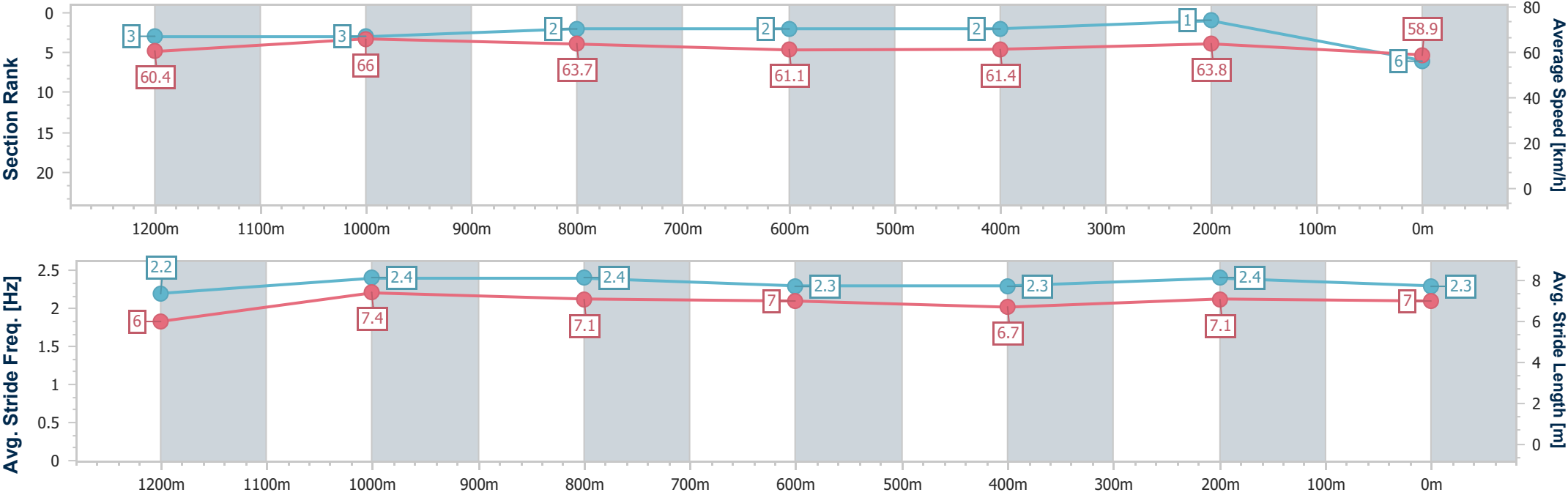


DooombenProfessional
Race 8: LADBROKES FAST PAYOUTS Class 2 Handicap - 1350m
29 January 2026 - 17:38
Track Rating: Good 4, Weather: Fine, Rail Position: +7.5m Entire



BRISBANE
RACING CLUB

Section	Overall	1200m	1000m	800m	600m	400m	200m						
Section Times	1:20.35 [6] (0:11.09)	1:09.26 [3] (0:10.93)	0:58.33 [3] (0:11.34)	0:46.99 [2] (0:11.80)	0:35.19 [2] (0:11.67)	0:23.52 [2] (0:11.27)	0:12.25 [1] (0:12.25)						
Average Speed [km/h]	60.4	66.0	63.7	61.1	61.4	63.8	58.9						
Top Speed [km/h]	64.2	66.5	66.3	61.8	62.7	64.8	62.5						
Avg. Dist. to Rail [m]	3.2	1.3	0.9	0.2	0.9	0.4	1.4						
Avg. Stride Freq. [Hz]	2.2	2.4	2.4	2.3	2.3	2.4	2.3						
Avg. Stride Length [m]	6.0	7.4	7.1	7.0	6.7	7.1	7.0						



[] Ranking at each section and finish
-.-.- No data available at this section
NA No data available



Horse/Jockey Name	June
Final Rank	7
Fastest Section Time (Section)	0:11.16 (400m)
Top Speed [km/h] (Section)	65.6 (400m)
Race State	Finished



DoombenProfessional
Race 8: LADBROKES FAST PAYOUTS Class 2 Handicap -
1350m

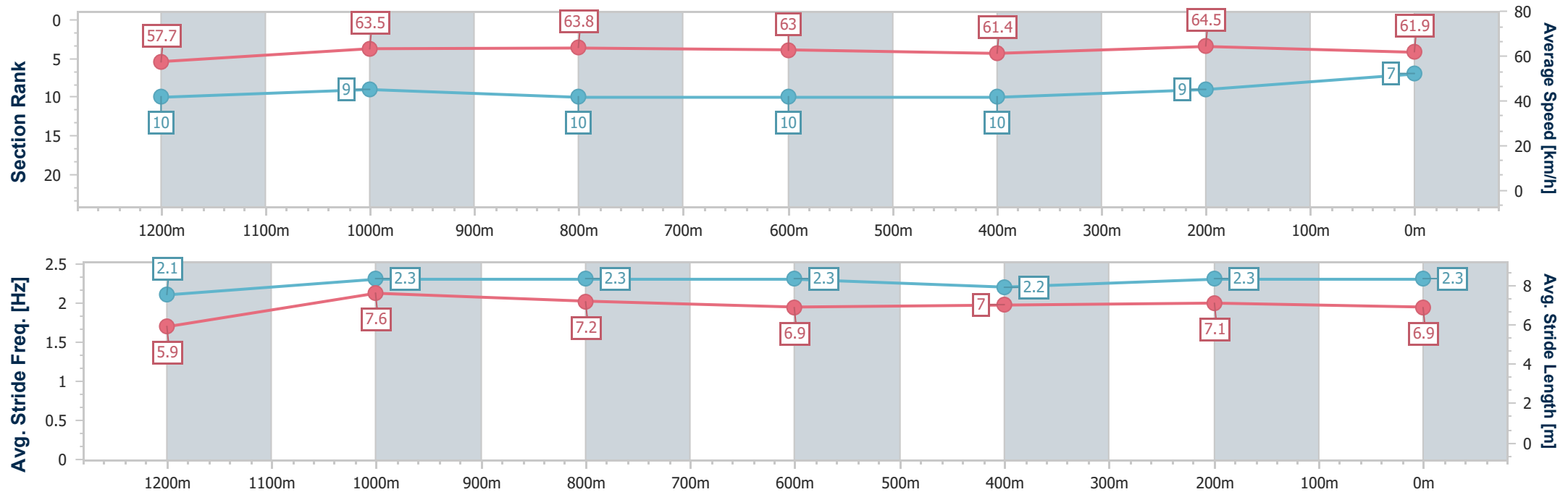
29 January 2026 - 17:38

Track Rating: Good 4, Weather: Fine, Rail Position: +7.5m Entire



BRISBANE
RACING CLUB

Section	Overall	1200m	1000m	800m	600m	400m	200m						
Section Times	1:20.45 [7] (0:11.83)	1:08.62 [10] (0:11.32)	0:57.30 [9] (0:11.28)	0:46.02 [10] (0:11.47)	0:34.55 [10] (0:11.71)	0:22.84 [10] (0:11.16)	0:11.68 [9] (0:11.68)						
Average Speed [km/h]	57.7	63.5	63.8	63.0	61.4	64.5	61.9						
Top Speed [km/h]	61.7	65.2	65.2	64.2	63.4	65.6	64.3						
Avg. Dist. to Rail [m]	6.6	0.1	0.3	0.7	0.4	2.6	4.5						
Avg. Stride Freq. [Hz]	2.1	2.3	2.3	2.3	2.2	2.3	2.3						
Avg. Stride Length [m]	5.9	7.6	7.2	6.9	7.0	7.1	6.9						





Horse/Jockey Name	Weona Redwood
Final Rank	8
Fastest Section Time (Section)	0:11.32 (1200m)
Top Speed [km/h] (Section)	65.3 (1000m)
Race State	Finished

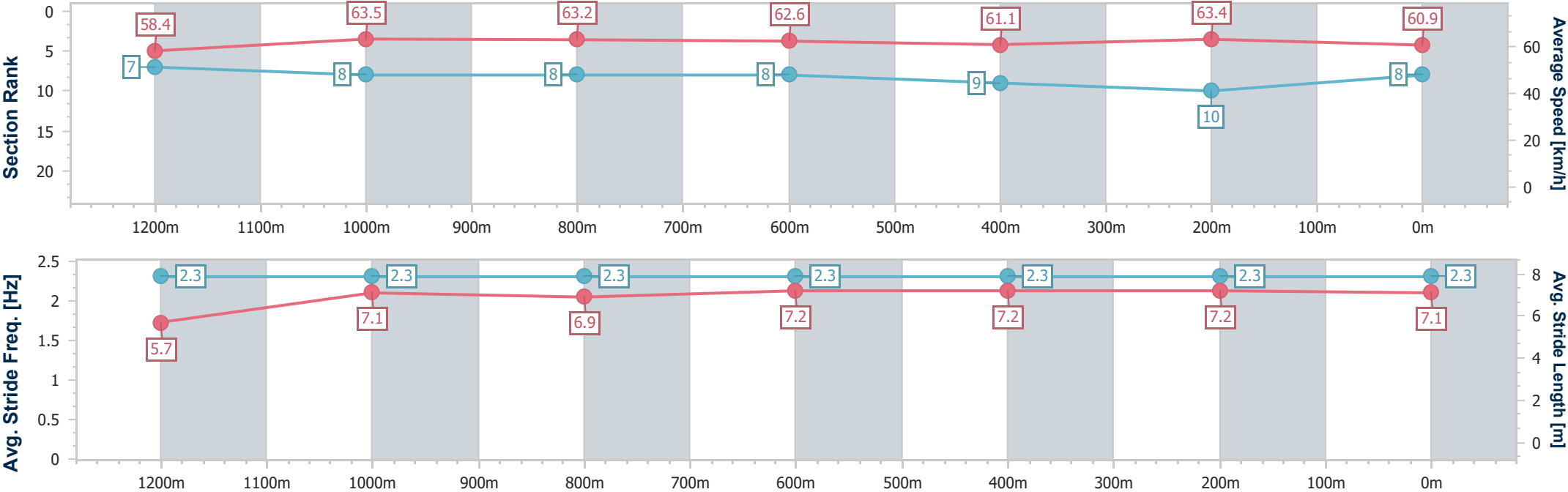


DooibenProfessional
Race 8: LADBROKES FAST PAYOUTS Class 2 Handicap - 1350m
29 January 2026 - 17:38
Track Rating: Good 4, Weather: Fine, Rail Position: +7.5m Entire



BRISBANE
RACING CLUB

Section	Overall	1200m	1000m	800m	600m	400m	200m						
Section Times	1:20.68 [8] (0:11.50)	1:09.18 [7] (0:11.32)	0:57.86 [8] (0:11.37)	0:46.49 [8] (0:11.49)	0:35.00 [8] (0:11.79)	0:23.21 [9] (0:11.36)	0:11.85 [10] (0:11.85)						
Average Speed [km/h]	58.4	63.5	63.2	62.6	61.1	63.4	60.9						
Top Speed [km/h]	62.0	64.8	65.3	63.3	62.7	64.2	63.5						
Avg. Dist. to Rail [m]	1.1	0.2	0.8	0.5	0.7	1.3	2.3						
Avg. Stride Freq. [Hz]	2.3	2.3	2.3	2.3	2.3	2.3	2.3						
Avg. Stride Length [m]	5.7	7.1	6.9	7.2	7.2	7.2	7.1						





Horse/Jockey Name	Rashford
Final Rank	9
Fastest Section Time (Section)	0:11.14 (400m)
Top Speed [km/h] (Section)	65.6 (1000m)
Race State	Finished

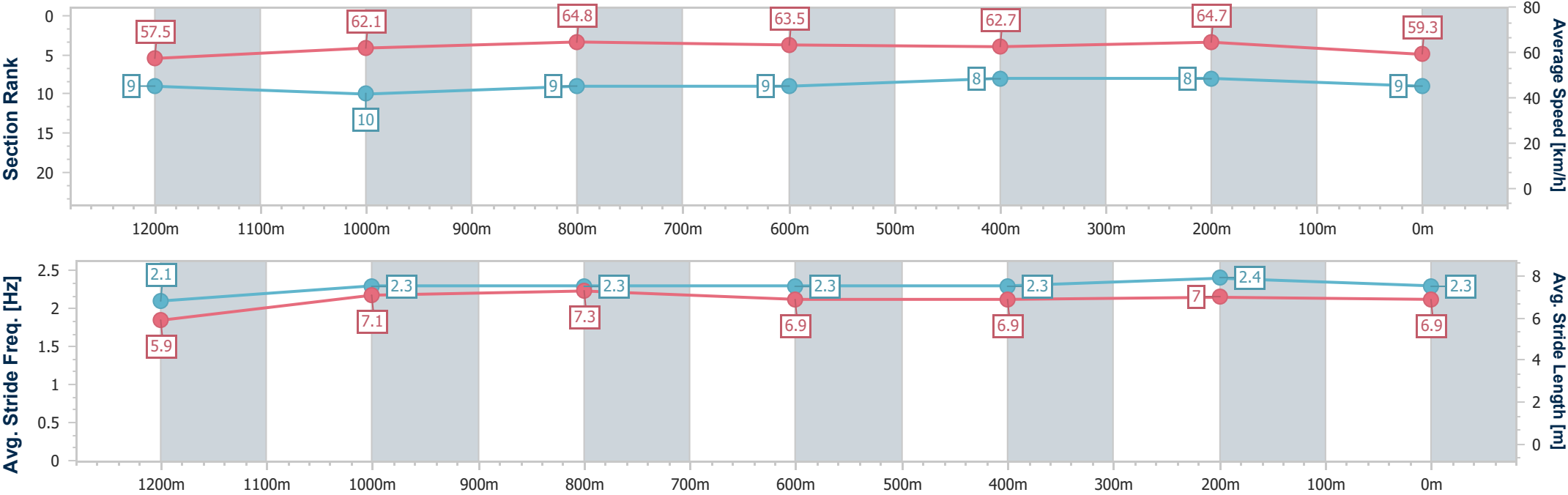


DoombenProfessional
Race 8: LADBROKES FAST PAYOUTS Class 2 Handicap -
1350m
29 January 2026 - 17:38
Track Rating: Good 4, Weather: Fine, Rail Position: +7.5m Entire



BRISBANE
RACING CLUB

Section	Overall	1200m	1000m	800m	600m	400m	200m						
Section Times	1:20.71 [9] (0:11.63)	1:09.08 [9] (0:11.60)	0:57.48 [10] (0:11.15)	0:46.33 [9] (0:11.44)	0:34.89 [9] (0:11.55)	0:23.34 [8] (0:11.14)	0:12.20 [8] (0:12.20)						
Average Speed [km/h]	57.5	62.1	64.8	63.5	62.7	64.7	59.3						
Top Speed [km/h]	60.6	65.2	65.6	64.4	63.8	65.6	63.6						
Avg. Dist. to Rail [m]	7.0	2.0	1.5	1.6	1.3	2.1	5.1						
Avg. Stride Freq. [Hz]	2.1	2.3	2.3	2.3	2.3	2.4	2.3						
Avg. Stride Length [m]	5.9	7.1	7.3	6.9	6.9	7.0	6.9						





Horse/Jockey Name	Meldubious
Final Rank	10
Fastest Section Time (Section)	0:10.77 (1200m)
Top Speed [km/h] (Section)	67.6 (1200m)
Race State	Finished



DooombenProfessional
Race 8: LADBROKES FAST PAYOUTS Class 2 Handicap - 1350m
29 January 2026 - 17:38
Track Rating: Good 4, Weather: Fine, Rail Position: +7.5m Entire



BRISBANE
RACING CLUB

Section	Overall	1200m	1000m	800m	600m	400m	200m						
Section Times	1:20.73 [10] (0:10.99)	1:09.74 [1] (0:10.77)	0:58.97 [1] (0:11.42)	0:47.55 [1] (0:11.86)	0:35.69 [1] (0:11.73)	0:23.96 [1] (0:11.46)	0:12.50 [3] (0:12.50)						
Average Speed [km/h]	61.4	67.0	63.1	60.8	61.1	62.5	57.8						
Top Speed [km/h]	65.9	67.6	65.8	61.6	62.3	63.3	60.8						
Avg. Dist. to Rail [m]	6.6	3.4	0.7	0.2	1.0	1.4	0.8						
Avg. Stride Freq. [Hz]	2.2	2.4	2.3	2.2	2.3	2.4	2.3						
Avg. Stride Length [m]	6.2	7.3	7.4	7.5	7.0	7.2	6.9						

