



# Rockhampton Professional

## Race 1: TAB QTIS Two-Year-Old Handicap - 1100m

29 January 2026 - 13:19



Track Rating: Soft 5, Weather: Fine, Rail Position: +0.5m Entire

Section						Overall	1000m	800m	600m	400m	200m	Last 600m			
Field Times						1:04.88 (0:07.35)	0:57.53 (0:11.10)	0:46.43 (0:11.89)	0:34.54 (0:11.57)	0:22.97 (0:11.10)	0:11.87 (0:11.87)	0:34.54			
Rank	TAB	Horse/Jockey	Barrier	Top Speed [km/h]	Fastest Section									Margin	Distance Travelled [m]
1	1	BARBARIAN KING	4	67.4	0:07.38	1:04.88 [1]	0:57.50 [2]	0:46.35 [2]	0:34.36 [2]	0:22.85 [2]	0:11.87 [1]	1:04.88	0:34.36		
		Cody Collis		1000m	Overall	(0:07.38)	(0:11.15)	(0:11.99)	(0:11.51)	(0:10.98)	(0:11.87)				
2	5	CRAIGLEA MONNIE	3	66.5	0:07.35	1:04.88 [2]	0:57.53 [1]	0:46.43 [1]	0:34.54 [1]	0:22.97 [1]	0:11.83 [2]	0.02L	0:34.54	-2	
		Natalea Summers		1000m	Overall	(0:07.35)	(0:11.10)	(0:11.89)	(0:11.57)	(0:11.14)	(0:11.83)				
3	6	ANDERS KISS	1	66.0	0:07.66	1:04.95 [3]	0:57.29 [3]	0:46.23 [3]	0:34.36 [3]	0:22.78 [3]	0:11.60 [3]	0.42L	0:34.36	-7	
		Fred Larson		1000m	Overall	(0:07.66)	(0:11.06)	(0:11.87)	(0:11.58)	(0:11.18)	(0:11.60)				
4	4	LITTLE LINDA	2	65.3	0:07.67	1:06.47 [4]	0:58.80 [4]	0:47.62 [4]	0:35.75 [4]	0:24.20 [4]	0:12.75 [4]	9.34L	0:35.75	-2	
		Warwick Satherley		1000m	Overall	(0:07.67)	(0:11.18)	(0:11.87)	(0:11.55)	(0:11.45)	(0:12.75)				

Scratched: Good One Cecil (#2), Long Tail James (#3)



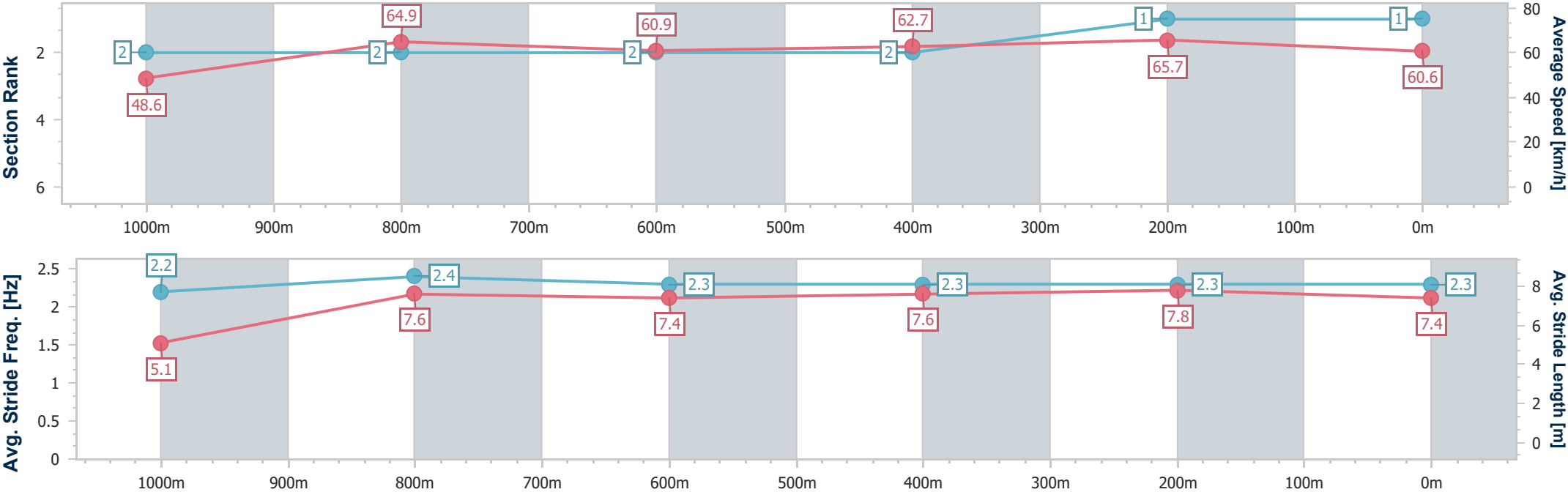
Horse/Jockey Name	Barbarian King
Final Rank	1
Fastest Section Time (Section)	0:07.38 (Overall)
Top Speed [km/h] (Section)	67.4 (1000m)
Race State	Finished



RockhamptonProfessional  
Race 1: TAB QTIS Two-Year-Old Handicap - 1100m  
29 January 2026 - 13:19  
Track Rating: Soft 5, Weather: Fine, Rail Position: +0.5m Entire



Section	Overall	1000m	800m	600m	400m	200m								
Section Times	1:04.88 [1] (0:07.38)	0:57.50 [2] (0:11.15)	0:46.35 [2] (0:11.99)	0:34.36 [2] (0:11.51)	0:22.85 [2] (0:10.98)	0:11.87 [1] (0:11.87)								
Average Speed [km/h]	48.6	64.9	60.9	62.7	65.7	60.6								
Top Speed [km/h]	64.2	67.4	62.7	64.7	66.9	64.8								
Avg. Dist. to Rail [m]	6.6	1.4	1.8	3.4	3.9	6.3								
Avg. Stride Freq. [Hz]	2.2	2.4	2.3	2.3	2.3	2.3								
Avg. Stride Length [m]	5.1	7.6	7.4	7.6	7.8	7.4								





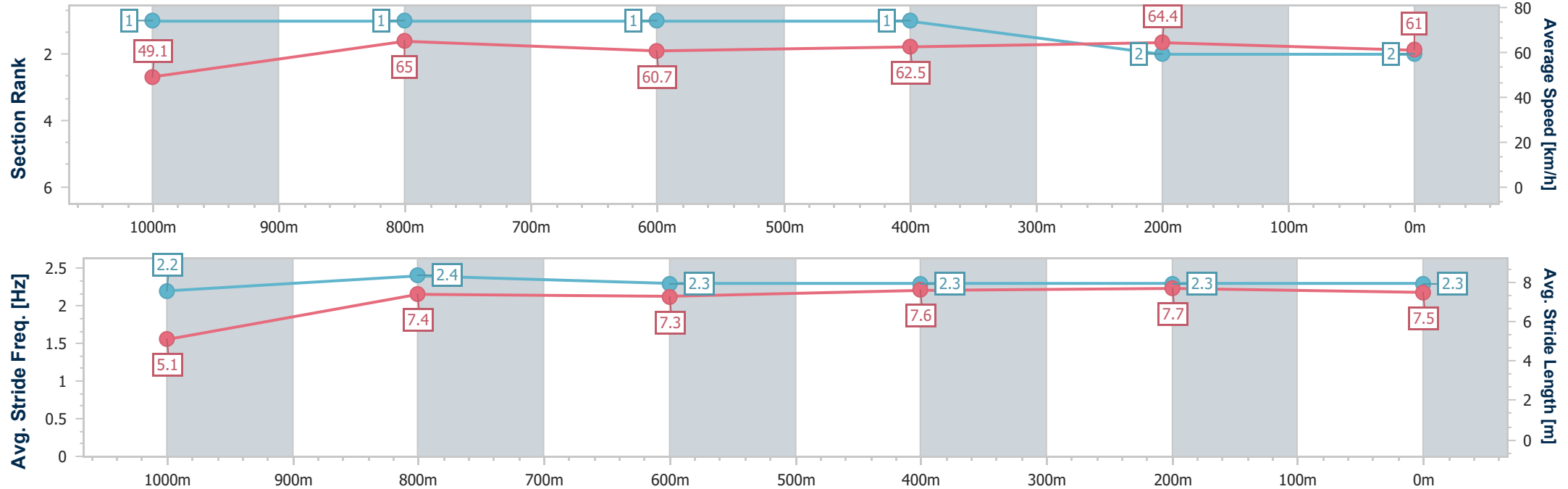
Horse/Jockey Name	Craiglea Monnie
Final Rank	2
Fastest Section Time (Section)	0:07.35 (Overall)
Top Speed [km/h] (Section)	66.5 (1000m)
Race State	Finished



RockhamptonProfessional  
Race 1: TAB QTIS Two-Year-Old Handicap - 1100m  
29 January 2026 - 13:19  
Track Rating: Soft 5, Weather: Fine, Rail Position: +0.5m Entire



Section	Overall	1000m	800m	600m	400m	200m								
Section Times	1:04.88 [2] (0:07.35)	0:57.53 [1] (0:11.10)	0:46.43 [1] (0:11.89)	0:34.54 [1] (0:11.57)	0:22.97 [1] (0:11.14)	0:11.83 [2] (0:11.83)								
Average Speed [km/h]	49.1	65.0	60.7	62.5	64.4	61.0								
Top Speed [km/h]	65.1	66.5	62.5	64.4	65.8	63.8								
Avg. Dist. to Rail [m]	5.7	0.7	0.7	2.0	2.4	3.4								
Avg. Stride Freq. [Hz]	2.2	2.4	2.3	2.3	2.3	2.3								
Avg. Stride Length [m]	5.1	7.4	7.3	7.6	7.7	7.5								





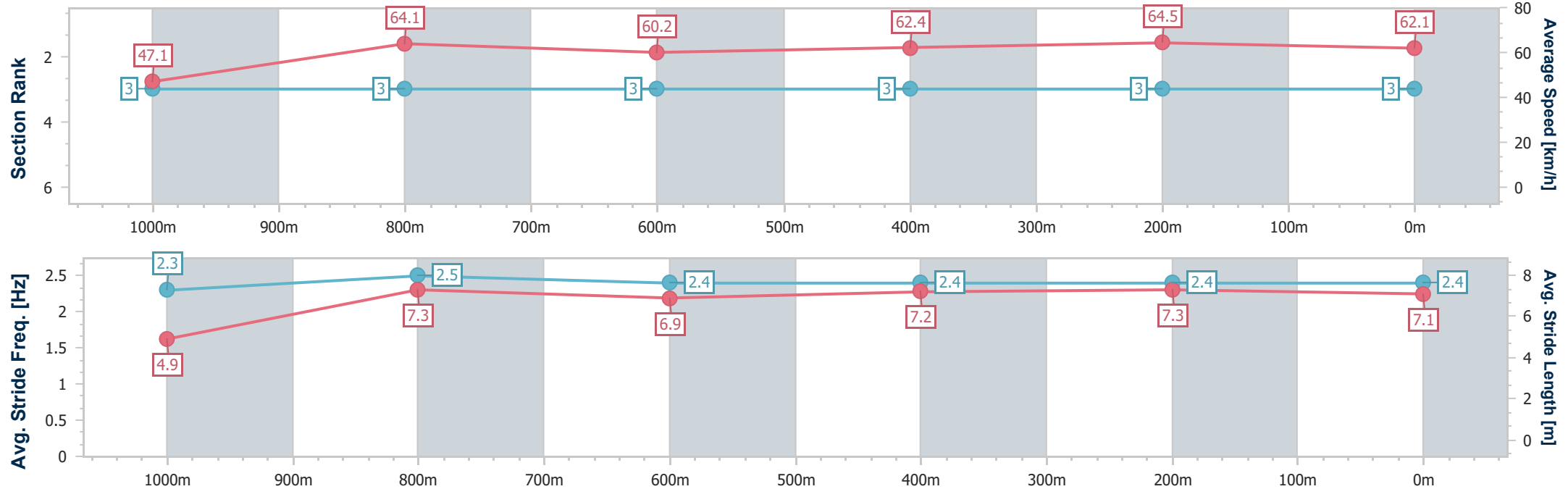
Horse/Jockey Name	Anders Kiss
Final Rank	3
Fastest Section Time (Section)	0:07.66 (Overall)
Top Speed [km/h] (Section)	66.0 (1000m)
Race State	Finished



RockhamptonProfessional  
Race 1: TAB QTIS Two-Year-Old Handicap - 1100m  
29 January 2026 - 13:19  
Track Rating: Soft 5, Weather: Fine, Rail Position: +0.5m Entire



Section	Overall	1000m	800m	600m	400m	200m								
Section Times	1:04.95 [3] (0:07.66)	0:57.29 [3] (0:11.06)	0:46.23 [3] (0:11.87)	0:34.36 [3] (0:11.58)	0:22.78 [3] (0:11.18)	0:11.60 [3] (0:11.60)								
Average Speed [km/h]	47.1	64.1	60.2	62.4	64.5	62.1								
Top Speed [km/h]	62.7	66.0	62.2	64.0	65.5	65.0								
Avg. Dist. to Rail [m]	2.4	2.1	1.3	1.9	4.1	6.5								
Avg. Stride Freq. [Hz]	2.3	2.5	2.4	2.4	2.4	2.4								
Avg. Stride Length [m]	4.9	7.3	6.9	7.2	7.3	7.1								





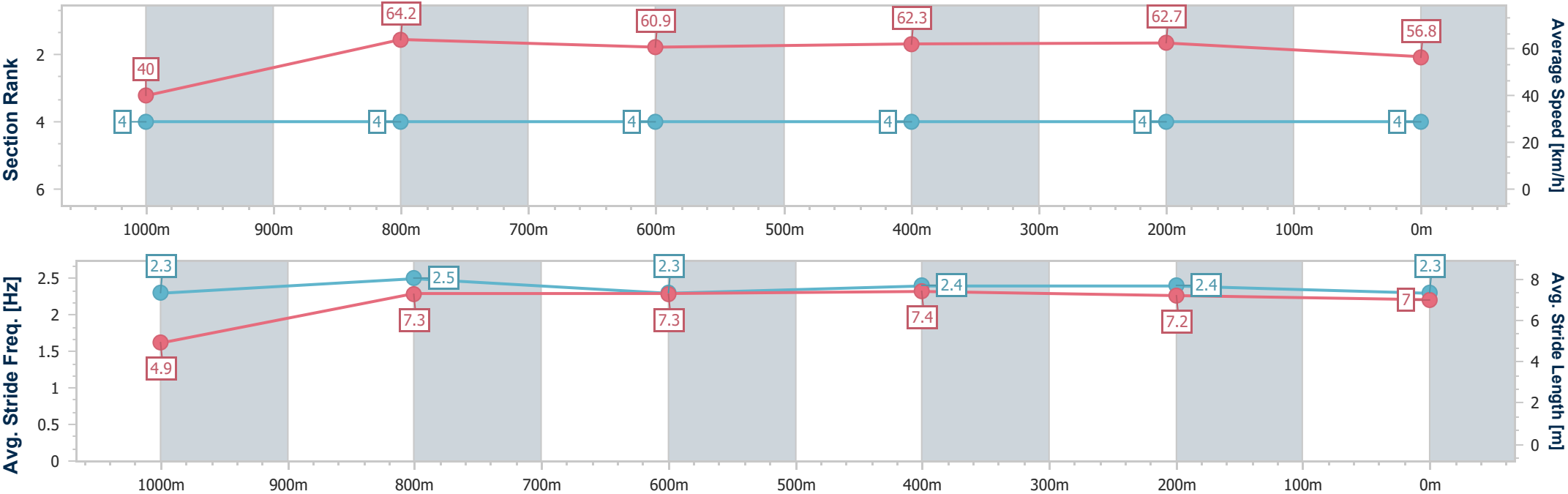
Horse/Jockey Name	Little Linda
Final Rank	4
Fastest Section Time (Section)	0:07.67 (Overall)
Top Speed [km/h] (Section)	65.3 (1000m)
Race State	Finished



RockhamptonProfessional  
Race 1: TAB QTIS Two-Year-Old Handicap - 1100m  
29 January 2026 - 13:19  
Track Rating: Soft 5, Weather: Fine, Rail Position: +0.5m Entire



Section	Overall	1000m	800m	600m	400m	200m								
Section Times	1:06.47 [4] (0:07.67)	0:58.80 [4] (0:11.18)	0:47.62 [4] (0:11.87)	0:35.75 [4] (0:11.55)	0:24.20 [4] (0:11.45)	0:12.75 [4] (0:12.75)								
Average Speed [km/h]	40.0	64.2	60.9	62.3	62.7	56.8								
Top Speed [km/h]	42.6	65.3	64.5	63.3	64.7	63.4								
Avg. Dist. to Rail [m]	4.0	1.1	0.9	2.4	3.0	2.3								
Avg. Stride Freq. [Hz]	2.3	2.5	2.3	2.4	2.4	2.3								
Avg. Stride Length [m]	4.9	7.3	7.3	7.4	7.2	7.0								





Rockhampton Professional  
Race 2: GREAT NORTHERN Maiden Plate - 1100m  
29 January 2026 - 13:54



Track Rating: Soft 5, Weather: Fine, Rail Position: +0.5m Entire

Section						Overall	1000m	800m	600m	400m	200m	Last 600m		
Field Times						1:02.69 (0:07.30)	0:55.39 (0:10.87)	0:44.52 (0:11.30)	0:33.22 (0:10.81)	0:22.41 (0:10.82)	0:11.59 (0:11.59)	0:33.22		
Rank	TAB	Horse/Jockey	Barrier	Top Speed [km/h]	Fastest Section							Margin	Distance Travelled [m]	
1	4	WAYNO	6	69.8	0:07.41	1:02.69 [1]	0:55.28 [2]	0:44.21 [3]	0:32.90 [2]	0:22.25 [2]	0:11.58 [2]	1:02.69	0:32.90	
		McKenzie Apel		400m	Overall	(0:07.41)	(0:11.07)	(0:11.31)	(0:10.65)	(0:10.67)	(0:11.58)			
2	2	SUMICH	9	69.0	0:07.44	1:02.74 [2]	0:55.30 [3]	0:44.57 [1]	0:33.27 [1]	0:22.46 [1]	0:11.64 [1]	0.32L	0:33.27	-1
		Adam Sewell		1000m	Overall	(0:07.44)	(0:10.73)	(0:11.30)	(0:10.81)	(0:10.82)	(0:11.64)			
3	1	BOLD CHANGE	4	70.1	0:07.78	1:02.75 [3]	0:54.97 [7]	0:43.65 [7]	0:32.43 [6]	0:21.93 [5]	0:11.31 [3]	0.37L	0:32.43	+2
		Leah Martyn		400m	Overall	(0:07.78)	(0:11.32)	(0:11.22)	(0:10.50)	(0:10.62)	(0:11.31)			
4	6	RED ENVELOPE	7	69.4	0:07.86	1:03.06 [4]	0:55.20 [8]	0:43.85 [8]	0:32.62 [8]	0:22.01 [7]	0:11.38 [5]	2.19L	0:32.62	+1
		Chris McIver		600m	Overall	(0:07.86)	(0:11.35)	(0:11.23)	(0:10.61)	(0:10.63)	(0:11.38)			
5	3	VERBALIZE	1	68.2	0:07.72	1:03.06 [5]	0:55.34 [6]	0:43.96 [6]	0:32.72 [7]	0:21.94 [8]	0:11.33 [6]	2.2L	0:32.72	-3
		Stephanie Tierney		400m	Overall	(0:07.72)	(0:11.38)	(0:11.24)	(0:10.78)	(0:10.61)	(0:11.33)			
6	7	SHE'S GOT LYRICS	2	69.8	0:07.87	1:03.09 [6]	0:55.22 [9]	0:43.61 [9]	0:32.52 [9]	0:21.85 [9]	0:11.30 [7]	2.39L	0:32.52	-4
		Chris Whiteley		600m	Overall	(0:07.87)	(0:11.61)	(0:11.09)	(0:10.67)	(0:10.55)	(0:11.30)			
7	5	BADLIFEDECISION	8	68.0	0:07.48	1:03.11 [7]	0:55.63 [4]	0:44.42 [4]	0:33.12 [4]	0:22.35 [4]	0:11.43 [4]	2.48L	0:33.12	+2
		Chloe Lowe		600m	Overall	(0:07.48)	(0:11.21)	(0:11.30)	(0:10.77)	(0:10.92)	(0:11.43)			
8	8	LEICA FLAMINGO	3	67.6	0:07.53	1:04.03 [8]	0:56.50 [5]	0:45.24 [5]	0:33.90 [5]	0:23.11 [6]	0:12.05 [9]	7.91L	0:33.90	-3
		Raul Silvera Olivera		600m	Overall	(0:07.53)	(0:11.26)	(0:11.34)	(0:10.79)	(0:11.06)	(0:12.05)			
9	9	STORM SURGE	5	67.7	0:07.30	1:04.76 [9]	0:57.46 [1]	0:46.32 [2]	0:34.90 [3]	0:24.18 [3]	0:12.95 [8]	12.2L	0:34.90	+0
		Warwick Satherley		600m	Overall	(0:07.30)	(0:11.14)	(0:11.42)	(0:10.72)	(0:11.23)	(0:12.95)			



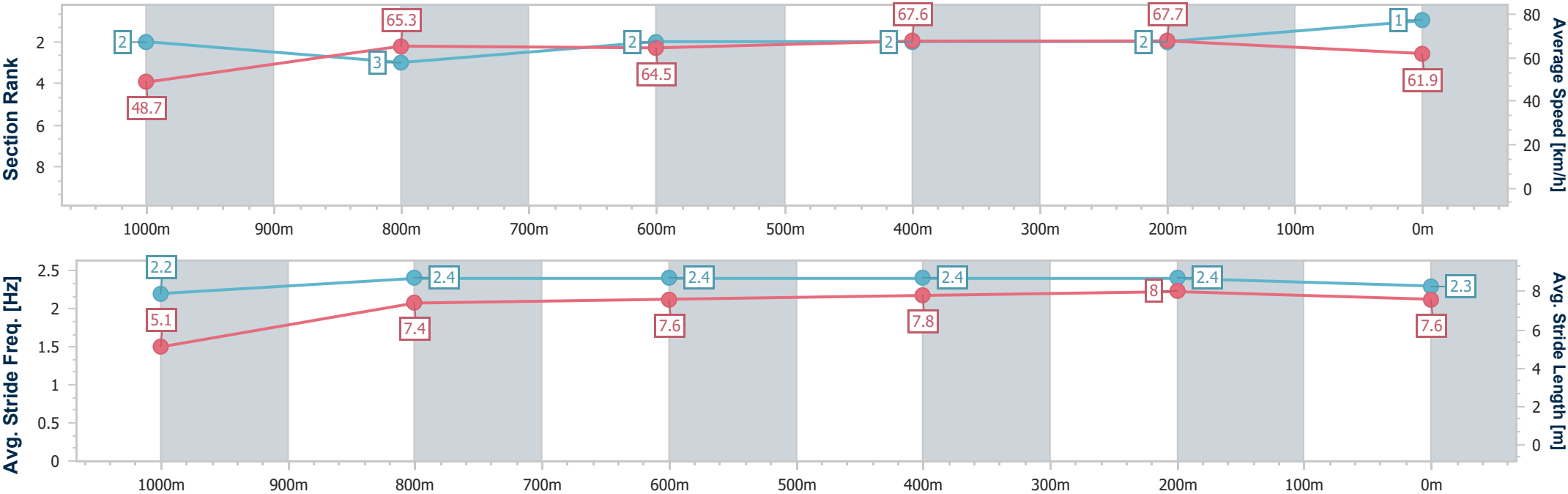
Horse/Jockey Name	Wayno
Final Rank	1
Fastest Section Time (Section)	0:07.41 (Overall)
Top Speed [km/h] (Section)	69.8 (400m)
Race State	Finished



RockhamptonProfessional  
Race 2: GREAT NORTHERN Maiden Plate - 1100m  
29 January 2026 - 13:54  
Track Rating: Soft 5, Weather: Fine, Rail Position: +0.5m Entire



Section	Overall	1000m	800m	600m	400m	200m								
Section Times	1:02.69 [1] (0:07.41)	0:55.28 [2] (0:11.07)	0:44.21 [3] (0:11.31)	0:32.90 [2] (0:10.65)	0:22.25 [2] (0:10.67)	0:11.58 [2] (0:11.58)								
Average Speed [km/h]	48.7	65.3	64.5	67.6	67.7	61.9								
Top Speed [km/h]	63.5	67.2	66.7	69.8	69.8	66.0								
Avg. Dist. to Rail [m]	8.9	1.6	1.4	2.4	4.2	4.6								
Avg. Stride Freq. [Hz]	2.2	2.4	2.4	2.4	2.4	2.3								
Avg. Stride Length [m]	5.1	7.4	7.6	7.8	8.0	7.6								





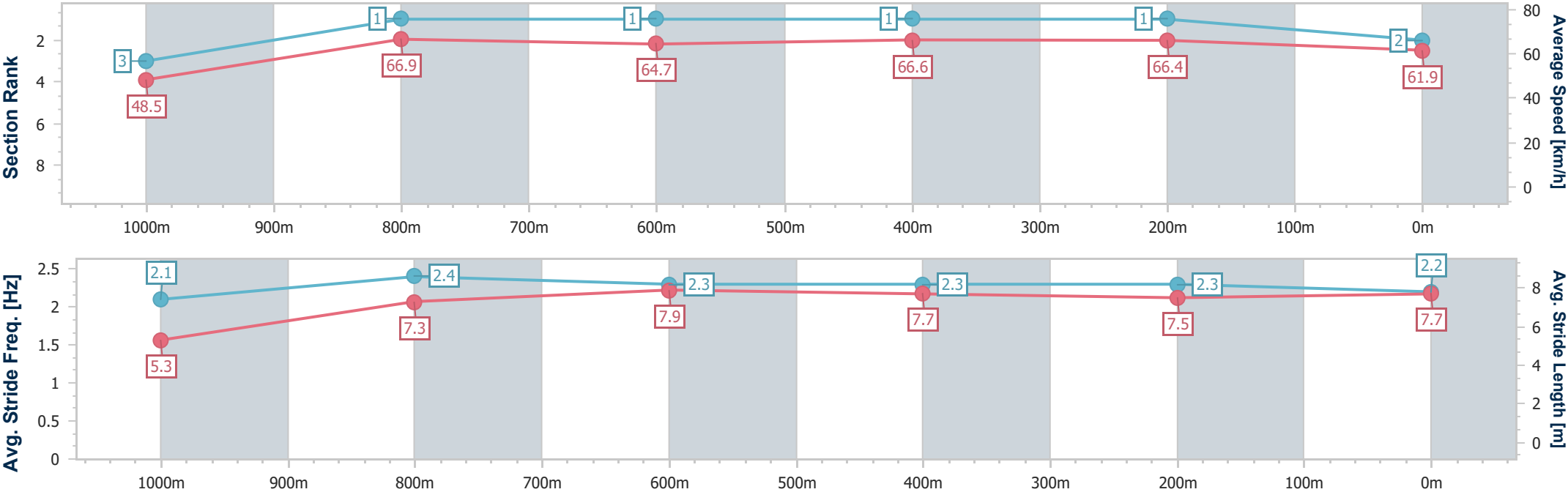
Horse/Jockey Name	Sumich
Final Rank	2
Fastest Section Time (Section)	0:07.44 (Overall)
Top Speed [km/h] (Section)	69.0 (1000m)
Race State	Finished



RockhamptonProfessional  
Race 2: GREAT NORTHERN Maiden Plate - 1100m  
29 January 2026 - 13:54  
Track Rating: Soft 5, Weather: Fine, Rail Position: +0.5m Entire



Section	Overall	1000m	800m	600m	400m	200m								
Section Times	1:02.74 [2] (0:07.44)	0:55.30 [3] (0:10.73)	0:44.57 [1] (0:11.30)	0:33.27 [1] (0:10.81)	0:22.46 [1] (0:10.82)	0:11.64 [1] (0:11.64)								
Average Speed [km/h]	48.5	66.9	64.7	66.6	66.4	61.9								
Top Speed [km/h]	64.1	69.0	65.2	68.0	68.1	64.4								
Avg. Dist. to Rail [m]	12.6	2.4	1.3	2.3	2.9	4.1								
Avg. Stride Freq. [Hz]	2.1	2.4	2.3	2.3	2.3	2.2								
Avg. Stride Length [m]	5.3	7.3	7.9	7.7	7.5	7.7								







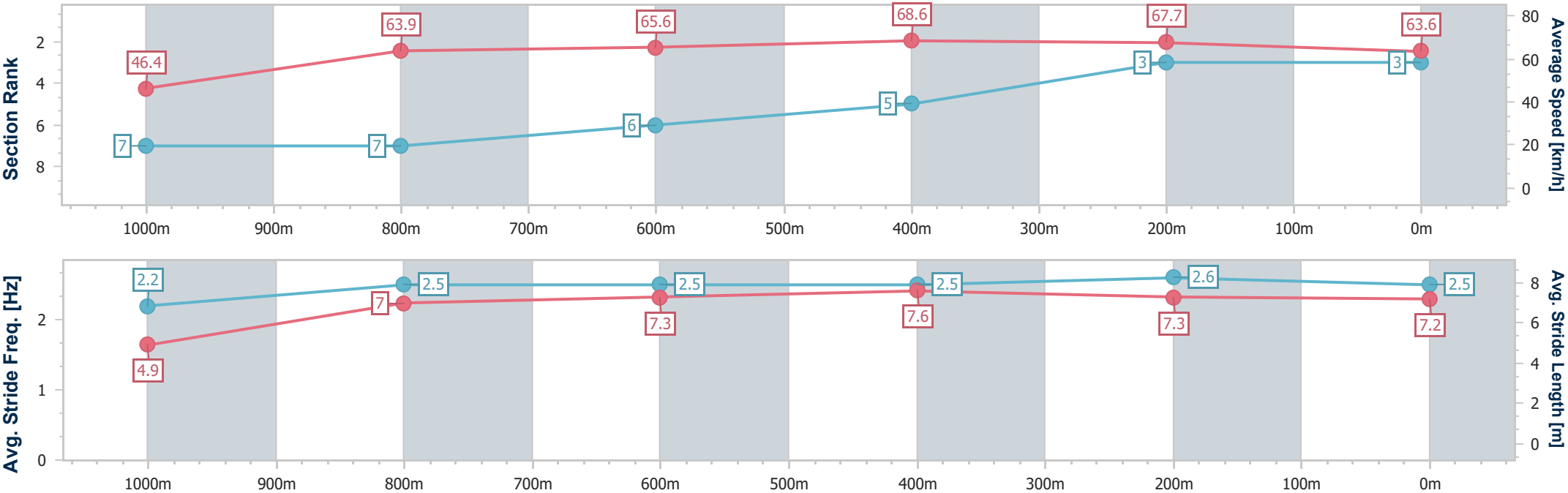
Horse/Jockey Name	Bold Change
Final Rank	3
Fastest Section Time (Section)	0:07.78 (Overall)
Top Speed [km/h] (Section)	70.1 (400m)
Race State	Finished



RockhamptonProfessional  
Race 2: GREAT NORTHERN Maiden Plate - 1100m  
29 January 2026 - 13:54  
Track Rating: Soft 5, Weather: Fine, Rail Position: +0.5m Entire



Section	Overall	1000m	800m	600m	400m	200m								
Section Times	1:02.75 [3] (0:07.78)	0:54.97 [7] (0:11.32)	0:43.65 [7] (0:11.22)	0:32.43 [6] (0:10.50)	0:21.93 [5] (0:10.62)	0:11.31 [3] (0:11.31)								
Average Speed [km/h]	46.4	63.9	65.6	68.6	67.7	63.6								
Top Speed [km/h]	62.7	65.1	66.9	69.8	70.1	66.3								
Avg. Dist. to Rail [m]	6.3	0.8	2.8	4.0	6.3	6.7								
Avg. Stride Freq. [Hz]	2.2	2.5	2.5	2.5	2.6	2.5								
Avg. Stride Length [m]	4.9	7.0	7.3	7.6	7.3	7.2								





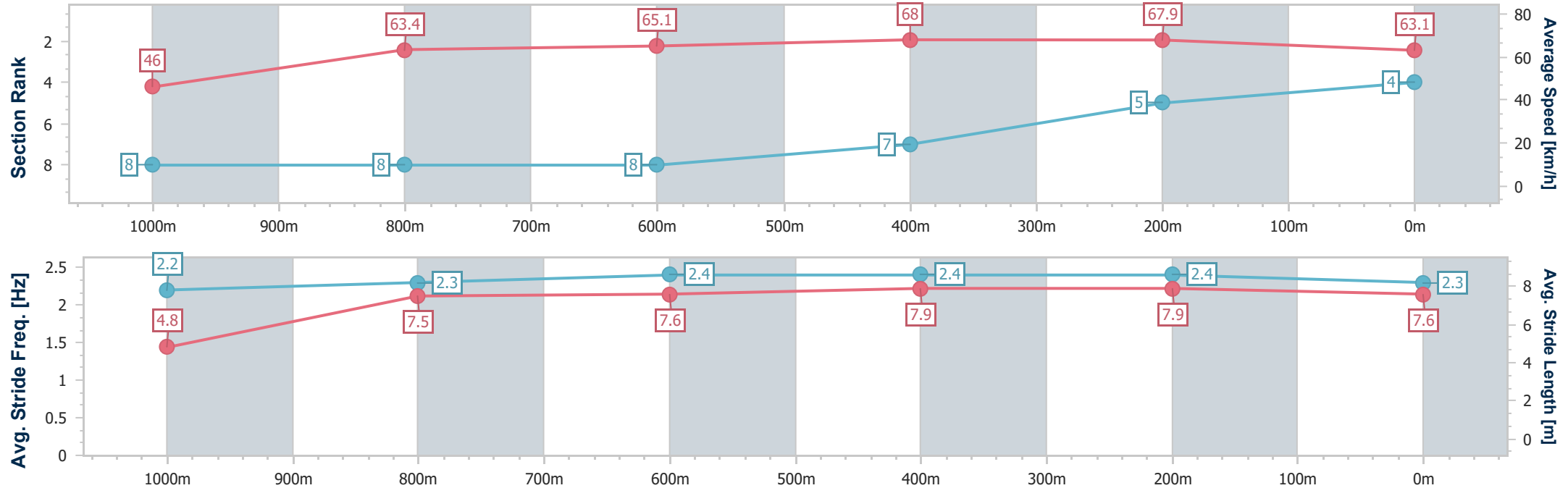
Horse/Jockey Name	Red Envelope
Final Rank	4
Fastest Section Time (Section)	0:07.86 (Overall)
Top Speed [km/h] (Section)	69.4 (600m)
Race State	Finished



RockhamptonProfessional  
Race 2: GREAT NORTHERN Maiden Plate - 1100m  
29 January 2026 - 13:54  
Track Rating: Soft 5, Weather: Fine, Rail Position: +0.5m Entire



Section	Overall	1000m	800m	600m	400m	200m								
Section Times	1:03.06 [4] (0:07.86)	0:55.20 [8] (0:11.35)	0:43.85 [8] (0:11.23)	0:32.62 [8] (0:10.61)	0:22.01 [7] (0:10.63)	0:11.38 [5] (0:11.38)								
Average Speed [km/h]	46.0	63.4	65.1	68.0	67.9	63.1								
Top Speed [km/h]	60.0	65.9	66.9	69.4	69.0	66.4								
Avg. Dist. to Rail [m]	9.3	1.0	2.2	4.7	6.4	5.3								
Avg. Stride Freq. [Hz]	2.2	2.3	2.4	2.4	2.4	2.3								
Avg. Stride Length [m]	4.8	7.5	7.6	7.9	7.9	7.6								





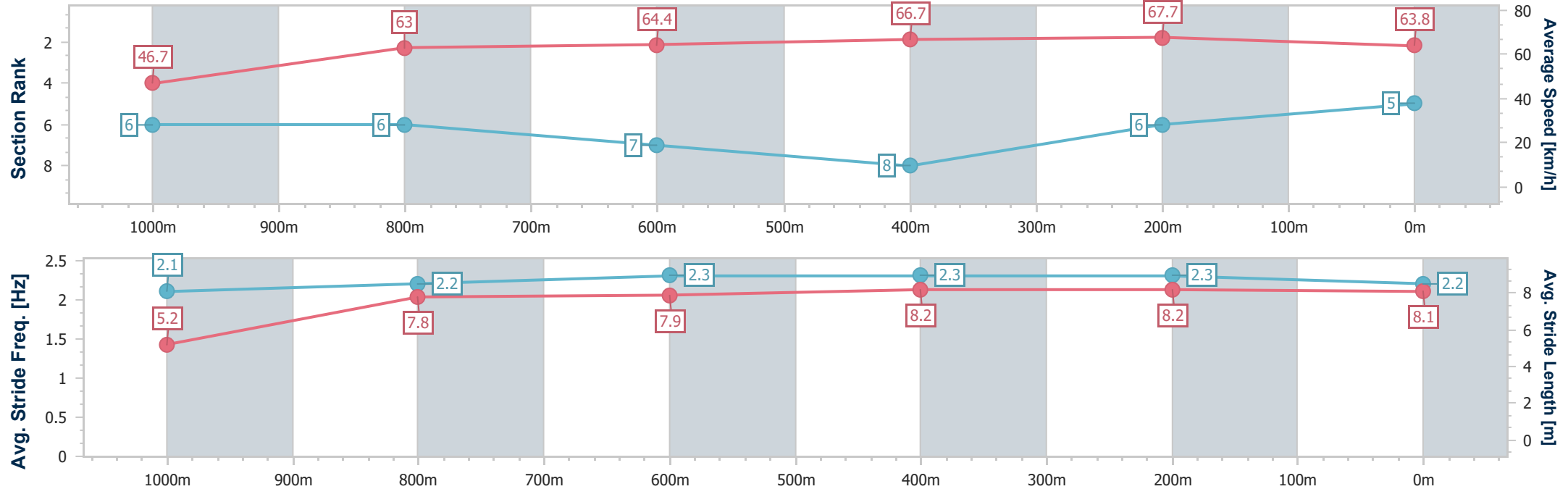
Horse/Jockey Name	Verbalize
Final Rank	5
Fastest Section Time (Section)	0:07.72 (Overall)
Top Speed [km/h] (Section)	68.2 (400m)
Race State	Finished



RockhamptonProfessional  
Race 2: GREAT NORTHERN Maiden Plate - 1100m  
29 January 2026 - 13:54  
Track Rating: Soft 5, Weather: Fine, Rail Position: +0.5m Entire



Section	Overall	1000m	800m	600m	400m	200m							
Section Times	1:03.06 [5] (0:07.72)	0:55.34 [6] (0:11.38)	0:43.96 [6] (0:11.24)	0:32.72 [7] (0:10.78)	0:21.94 [8] (0:10.61)	0:11.33 [6] (0:11.33)							
Average Speed [km/h]	46.7	63.0	64.4	66.7	67.7	63.8							
Top Speed [km/h]	60.7	64.1	66.0	68.1	68.2	66.7							
Avg. Dist. to Rail [m]	4.2	1.2	1.1	2.5	4.5	4.9							
Avg. Stride Freq. [Hz]	2.1	2.2	2.3	2.3	2.3	2.2							
Avg. Stride Length [m]	5.2	7.8	7.9	8.2	8.2	8.1							





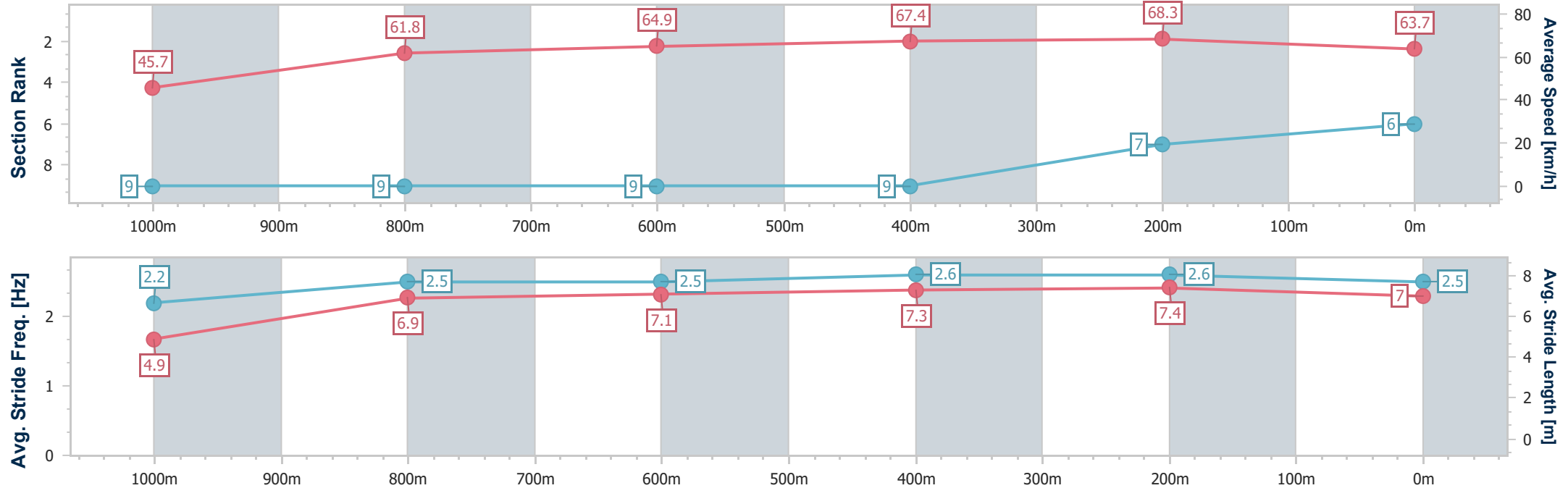
Horse/Jockey Name	She's Got Lyrics
Final Rank	6
Fastest Section Time (Section)	0:07.87 (Overall)
Top Speed [km/h] (Section)	69.8 (600m)
Race State	Finished



RockhamptonProfessional  
Race 2: GREAT NORTHERN Maiden Plate - 1100m  
29 January 2026 - 13:54  
Track Rating: Soft 5, Weather: Fine, Rail Position: +0.5m Entire



Section	Overall	1000m	800m	600m	400m	200m							
Section Times	1:03.09 [6] (0:07.87)	0:55.22 [9] (0:11.61)	0:43.61 [9] (0:11.09)	0:32.52 [9] (0:10.67)	0:21.85 [9] (0:10.55)	0:11.30 [7] (0:11.30)							
Average Speed [km/h]	45.7	61.8	64.9	67.4	68.3	63.7							
Top Speed [km/h]	60.1	63.6	67.6	69.8	69.8	67.7							
Avg. Dist. to Rail [m]	5.6	0.9	0.8	1.8	5.4	7.5							
Avg. Stride Freq. [Hz]	2.2	2.5	2.5	2.6	2.6	2.5							
Avg. Stride Length [m]	4.9	6.9	7.1	7.3	7.4	7.0							





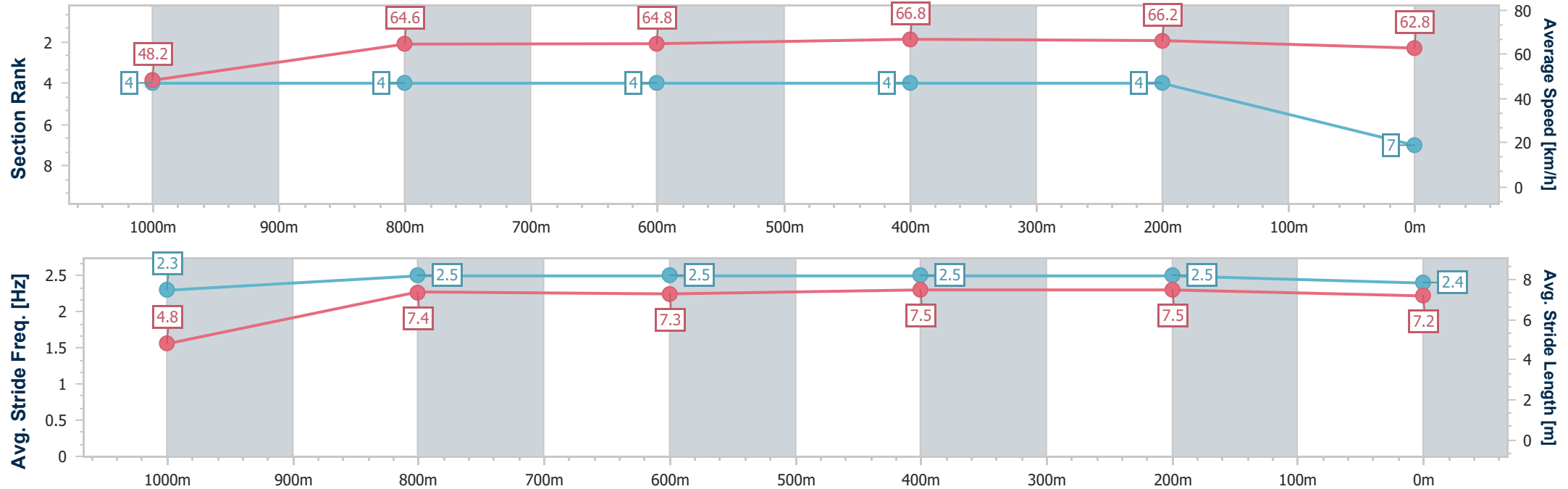
Horse/Jockey Name	Badlifedecision
Final Rank	7
Fastest Section Time (Section)	0:07.48 (Overall)
Top Speed [km/h] (Section)	68.0 (600m)
Race State	Finished



RockhamptonProfessional  
Race 2: GREAT NORTHERN Maiden Plate - 1100m  
29 January 2026 - 13:54  
Track Rating: Soft 5, Weather: Fine, Rail Position: +0.5m Entire



Section	Overall	1000m	800m	600m	400m	200m								
Section Times	1:03.11 [7] (0:07.48)	0:55.63 [4] (0:11.21)	0:44.42 [4] (0:11.30)	0:33.12 [4] (0:10.77)	0:22.35 [4] (0:10.92)	0:11.43 [4] (0:11.43)								
Average Speed [km/h]	48.2	64.6	64.8	66.8	66.2	62.8								
Top Speed [km/h]	61.4	66.2	65.7	68.0	67.0	65.2								
Avg. Dist. to Rail [m]	11.4	1.9	1.9	4.4	4.3	4.2								
Avg. Stride Freq. [Hz]	2.3	2.5	2.5	2.5	2.5	2.4								
Avg. Stride Length [m]	4.8	7.4	7.3	7.5	7.5	7.2								





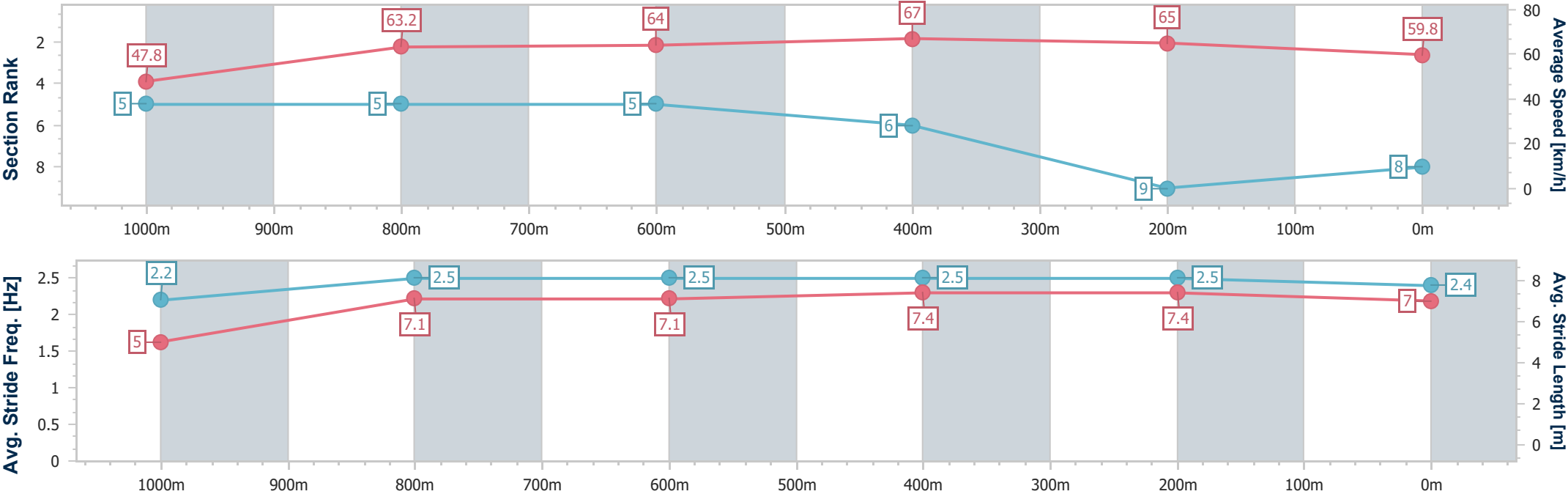
Horse/Jockey Name	Leica Flamingo
Final Rank	8
Fastest Section Time (Section)	0:07.53 (Overall)
Top Speed [km/h] (Section)	67.6 (600m)
Race State	Finished



RockhamptonProfessional  
Race 2: GREAT NORTHERN Maiden Plate - 1100m  
29 January 2026 - 13:54  
Track Rating: Soft 5, Weather: Fine, Rail Position: +0.5m Entire



Section	Overall	1000m	800m	600m	400m	200m							
Section Times	1:04.03 [8] (0:07.53)	0:56.50 [5] (0:11.26)	0:45.24 [5] (0:11.34)	0:33.90 [5] (0:10.79)	0:23.11 [6] (0:11.06)	0:12.05 [9] (0:12.05)							
Average Speed [km/h]	47.8	63.2	64.0	67.0	65.0	59.8							
Top Speed [km/h]	62.1	64.4	65.1	67.6	67.2	62.2							
Avg. Dist. to Rail [m]	5.4	1.6	1.7	3.1	3.3	5.2							
Avg. Stride Freq. [Hz]	2.2	2.5	2.5	2.5	2.5	2.4							
Avg. Stride Length [m]	5.0	7.1	7.1	7.4	7.4	7.0							





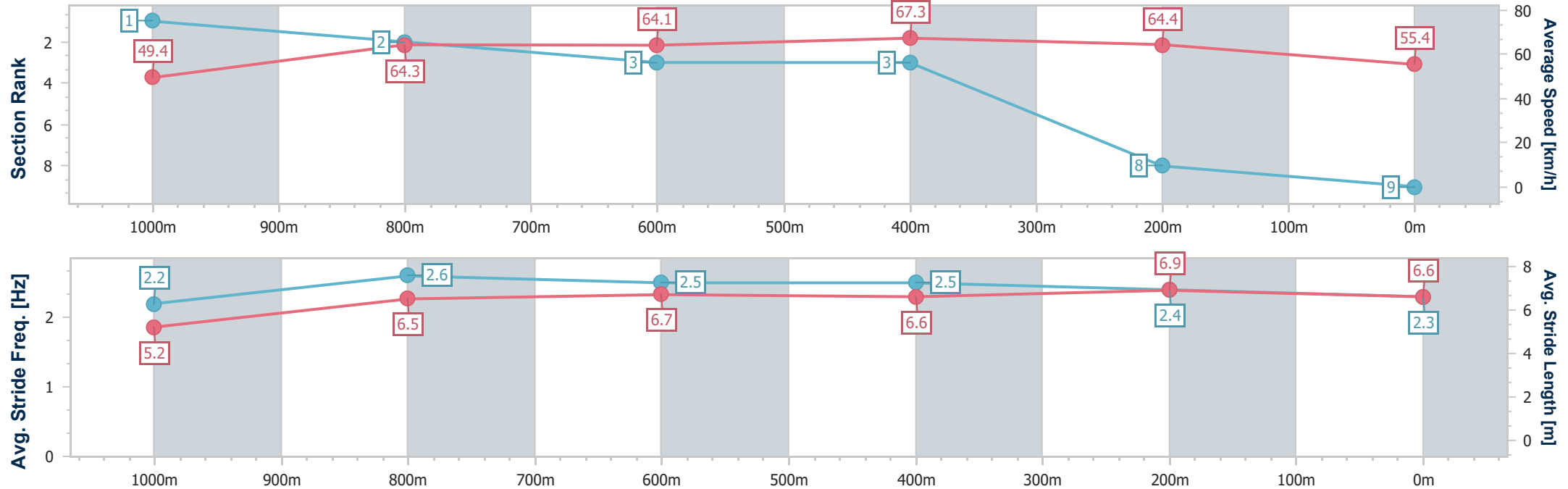
Horse/Jockey Name	Storm Surge
Final Rank	9
Fastest Section Time (Section)	0:07.30 (Overall)
Top Speed [km/h] (Section)	67.7 (600m)
Race State	Finished



RockhamptonProfessional  
Race 2: GREAT NORTHERN Maiden Plate - 1100m  
29 January 2026 - 13:54  
Track Rating: Soft 5, Weather: Fine, Rail Position: +0.5m Entire



Section	Overall	1000m	800m	600m	400m	200m							
Section Times	1:04.76 [9] (0:07.30)	0:57.46 [1] (0:11.14)	0:46.32 [2] (0:11.42)	0:34.90 [3] (0:10.72)	0:24.18 [3] (0:11.23)	0:12.95 [8] (0:12.95)							
Average Speed [km/h]	49.4	64.3	64.1	67.3	64.4	55.4							
Top Speed [km/h]	62.7	65.3	65.7	67.7	67.4	61.9							
Avg. Dist. to Rail [m]	7.0	1.1	2.4	4.7	4.2	5.2							
Avg. Stride Freq. [Hz]	2.2	2.6	2.5	2.5	2.4	2.3							
Avg. Stride Length [m]	5.2	6.5	6.7	6.6	6.9	6.6							



[ ] Ranking at each section and finish  
- - - - No data available at this section  
NA No data available



Rockhampton Professional  
Race 3: ROCKHAMPTON MINI LOADS BENCHMARK 60 Handicap -  
1600m  
29 January 2026 - 14:28



Track Rating: Soft 5, Weather: Fine, Rail Position: +0.5m Entire

Section						Overall	1400m	1200m	1000m	800m	600m	400m	Last 600m		
Field Times						1:36.76 (0:13.92)	1:22.84 (0:11.76)	1:11.08 (0:12.08)	0:59.00 (0:12.43)	0:46.57 (0:12.68)	0:33.89 (0:11.47)	0:22.42 (0:11.01)	0:33.89		
Rank	TAB	Horse/Jockey	Barrier	Top Speed [km/h]	Fastest Section										Distance Travelled [m]
1	1	BOLD HUSSAR	5	67.4	0:10.81	1:36.76 [1]	1:22.35 [5]	1:10.30 [5]	0:58.25 [5]	0:45.96 [5]	0:33.39 [5]	0:22.16 [5]	0:33.39		
		Leah Martyn		400m	400m	(0:14.41)	(0:12.05)	(0:12.05)	(0:12.29)	(0:12.57)	(0:11.23)	(0:10.81)			
2	6	KAYLEEN'S PROFIT	1	66.5	0:10.86	1:36.77 [2]	1:22.50 [4]	1:10.37 [4]	0:58.37 [4]	0:46.03 [4]	0:33.55 [4]	0:22.28 [3]	0:33.55	-2	
		McKenzie Apel		400m	400m	(0:14.27)	(0:12.13)	(0:12.00)	(0:12.34)	(0:12.48)	(0:11.27)	(0:10.86)			
3	2	REPLACE THE ACE	4	65.8	0:11.03	1:36.98 [3]	1:23.06 [1]	1:11.15 [2]	0:59.05 [2]	0:46.63 [2]	0:34.05 [2]	0:22.64 [1]	0:34.05	+1	
		Cody Collis		400m	400m	(0:13.92)	(0:11.91)	(0:12.10)	(0:12.42)	(0:12.58)	(0:11.41)	(0:11.03)			
4	5	NATIVE BEE	7	66.3	0:11.12	1:37.20 [4]	1:23.06 [3]	1:11.05 [3]	0:58.96 [3]	0:46.59 [3]	0:34.04 [3]	0:22.65 [4]	0:34.04	+1	
		Warwick Satherley		600m	400m	(0:14.14)	(0:12.01)	(0:12.09)	(0:12.37)	(0:12.55)	(0:11.39)	(0:11.12)			
5	7	GRUMPYWANTSATISSUE	2	65.8	0:10.99	1:37.21 [5]	1:22.62 [6]	1:10.44 [6]	0:58.47 [6]	0:46.22 [6]	0:33.79 [6]	0:22.39 [6]	0:33.79	-2	
		Chris McIver		400m	400m	(0:14.59)	(0:12.18)	(0:11.97)	(0:12.25)	(0:12.43)	(0:11.40)	(0:10.99)			
6	3	OUTTA CONTROL	6	66.6	0:10.97	1:37.28 [6]	1:22.61 [7]	1:10.43 [7]	0:58.46 [7]	0:46.23 [7]	0:33.64 [7]	0:22.44 [7]	0:33.64	-1	
		Chris Whiteley		600m	400m	(0:14.67)	(0:12.18)	(0:11.97)	(0:12.23)	(0:12.59)	(0:11.20)	(0:10.97)			
7	9	STAR CHANCE	8	64.9	0:11.32	1:37.49 [7]	1:23.45 [2]	1:11.81 [1]	0:59.73 [1]	0:47.30 [1]	0:34.62 [1]	0:23.09 [2]	0:34.62	-2	
		Fred Larson		400m	400m	(0:14.04)	(0:11.64)	(0:12.08)	(0:12.43)	(0:12.68)	(0:11.53)	(0:11.32)			
8	8	SHADOW PROJECT	3	65.3	0:11.15	1:38.28 [8]	1:23.48 [8]	1:11.17 [8]	0:59.24 [8]	0:46.91 [8]	0:34.48 [8]	0:23.07 [8]	0:34.48	-2	
		Raul Silvera Olivera		600m	400m	(0:14.80)	(0:12.31)	(0:11.93)	(0:12.33)	(0:12.43)	(0:11.41)	(0:11.15)			

Scratched: Skilful Artist (#4)





Rockhampton Professional  
Race 3: ROCKHAMPTON MINI LOADS BENCHMARK 60 Handicap -  
1600m  
29 January 2026 - 14:28



Track Rating: Soft 5, Weather: Fine, Rail Position: +0.5m Entire

Section		200m					Last 600m		
Field Times		0:11.41 (0:11.41)					0:33.89		
Rank	TAB	Horse/Jockey	Barrier	Top Speed [km/h]	Fastest Section	Margin		Distance Travelled [m]	
1	1	BOLD HUSSAR	5	67.4	0:10.81	0:11.35 [3]	1:36.76	0:33.39	
		Leah Martyn		400m	400m	(0:11.35)			
2	6	KAYLEEN'S PROFIT	1	66.5	0:10.86	0:11.42 [1]	0.05L	0:33.55	-2
		McKenzie Apel		400m	400m	(0:11.42)			
3	2	REPLACE THE ACE	4	65.8	0:11.03	0:11.61 [2]	1.27L	0:34.05	+1
		Cody Collis		400m	400m	(0:11.61)			
4	5	NATIVE BEE	7	66.3	0:11.12	0:11.53 [4]	2.58L	0:34.04	+1
		Warwick Satherley		600m	400m	(0:11.53)			
5	7	GRUMPYWANTSATISSUE	2	65.8	0:10.99	0:11.40 [7]	2.62L	0:33.79	-2
		Chris McIver		400m	400m	(0:11.40)			
6	3	OUTTA CONTROL	6	66.6	0:10.97	0:11.47 [6]	3.01L	0:33.64	-1
		Chris Whiteley		600m	400m	(0:11.47)			
7	9	STAR CHANCE	8	64.9	0:11.32	0:11.77 [5]	4.29L	0:34.62	-2
		Fred Larson		400m	400m	(0:11.77)			
8	8	SHADOW PROJECT	3	65.3	0:11.15	0:11.92 [8]	8.9L	0:34.48	-2
		Raul Silvera Olivera		600m	400m	(0:11.92)			

Scratched: Skilful Artist (#4)



Horse/Jockey Name	Bold Hussar
Final Rank	1
Fastest Section Time (Section)	0:10.81 (400m)
Top Speed [km/h] (Section)	67.4 (400m)
Race State	Finished

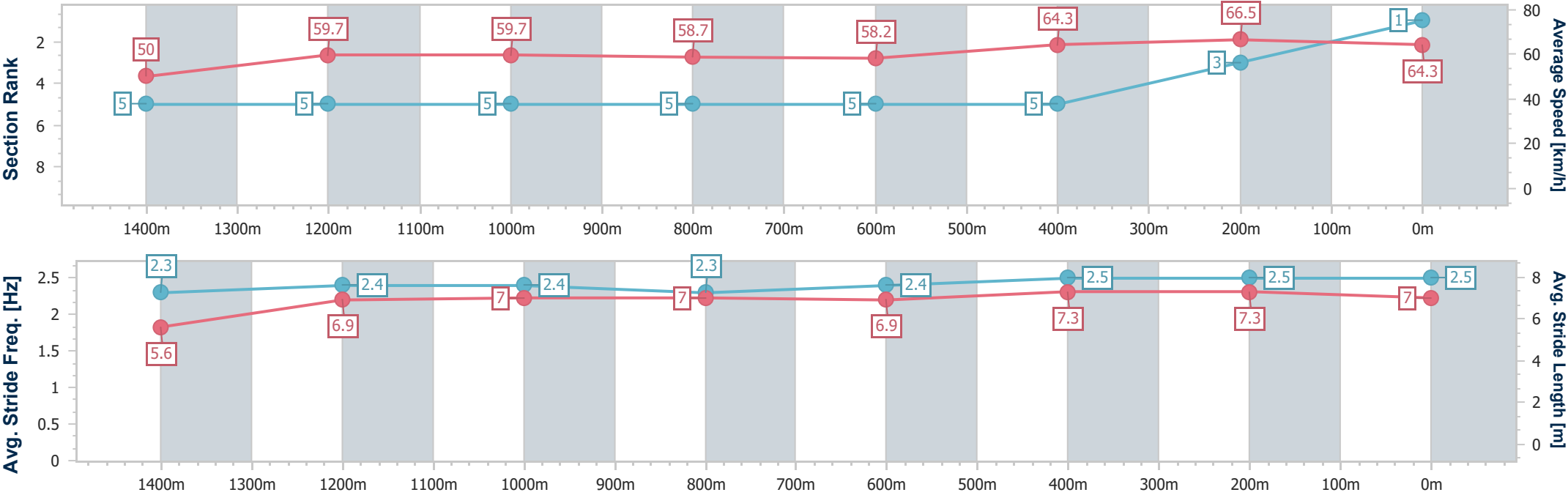


RockhamptonProfessional  
Race 3: ROCKHAMPTON MINI LOADS BENCHMARK 60  
Handicap - 1600m  
29 January 2026 - 14:28



Track Rating: Soft 5, Weather: Fine, Rail Position: +0.5m Entire

Section	Overall	1400m	1200m	1000m	800m	600m	400m	200m					
Section Times	1:36.76 [1] (0:14.41)	1:22.35 [5] (0:12.05)	1:10.30 [5] (0:12.05)	0:58.25 [5] (0:12.29)	0:45.96 [5] (0:12.57)	0:33.39 [5] (0:11.23)	0:22.16 [5] (0:10.81)	0:11.35 [3] (0:11.35)					
Average Speed [km/h]	50.0	59.7	59.7	58.7	58.2	64.3	66.5	64.3					
Top Speed [km/h]	59.6	61.1	61.5	59.9	60.9	66.9	67.4	65.9					
Avg. Dist. to Rail [m]	3.9	0.3	0.2	0.3	1.9	4.4	5.5	5.6					
Avg. Stride Freq. [Hz]	2.3	2.4	2.4	2.3	2.4	2.5	2.5	2.5					
Avg. Stride Length [m]	5.6	6.9	7.0	7.0	6.9	7.3	7.3	7.0					





Horse/Jockey Name	Kayleen's Profit
Final Rank	2
Fastest Section Time (Section)	0:10.86 (400m)
Top Speed [km/h] (Section)	66.5 (400m)
Race State	Finished

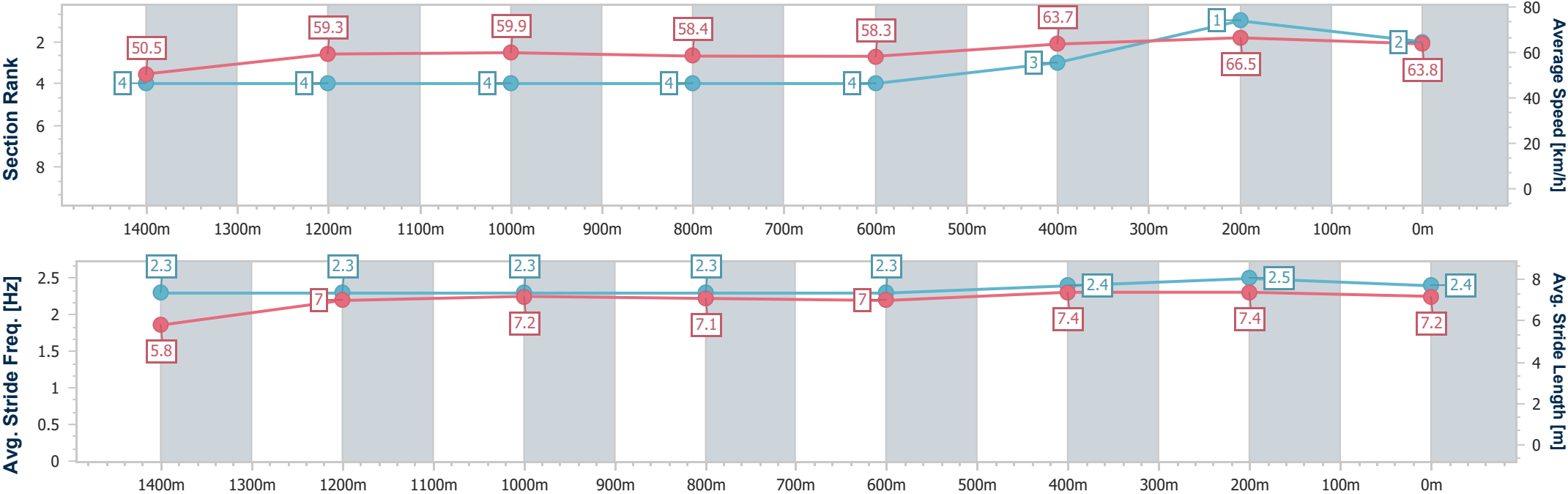


RockhamptonProfessional  
Race 3: ROCKHAMPTON MINI LOADS BENCHMARK 60  
Handicap - 1600m  
29 January 2026 - 14:28



Track Rating: Soft 5, Weather: Fine, Rail Position: +0.5m Entire

Section	Overall	1400m	1200m	1000m	800m	600m	400m	200m					
Section Times	1:36.77 [2] (0:14.27)	1:22.50 [4] (0:12.13)	1:10.37 [4] (0:12.00)	0:58.37 [4] (0:12.34)	0:46.03 [4] (0:12.48)	0:33.55 [4] (0:11.27)	0:22.28 [3] (0:10.86)	0:11.42 [1] (0:11.42)					
Average Speed [km/h]	50.5	59.3	59.9	58.4	58.3	63.7	66.5	63.8					
Top Speed [km/h]	58.8	60.5	61.2	58.8	62.3	66.3	66.5	65.9					
Avg. Dist. to Rail [m]	2.2	0.9	0.8	0.7	1.4	2.2	2.5	3.0					
Avg. Stride Freq. [Hz]	2.3	2.3	2.3	2.3	2.3	2.4	2.5	2.4					
Avg. Stride Length [m]	5.8	7.0	7.2	7.1	7.0	7.4	7.4	7.2					





Horse/Jockey Name	Replace The Ace
Final Rank	3
Fastest Section Time (Section)	0:11.03 (400m)
Top Speed [km/h] (Section)	65.8 (400m)
Race State	Finished

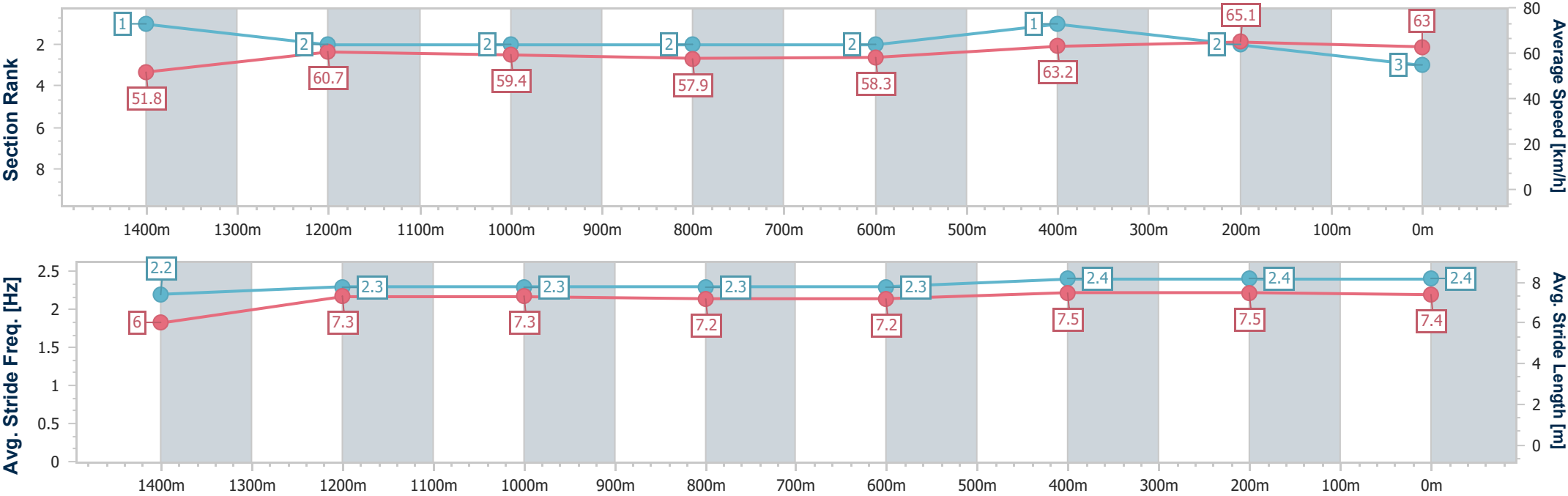


RockhamptonProfessional  
Race 3: ROCKHAMPTON MINI LOADS BENCHMARK 60  
Handicap - 1600m  
29 January 2026 - 14:28



Track Rating: Soft 5, Weather: Fine, Rail Position: +0.5m Entire

Section	Overall	1400m	1200m	1000m	800m	600m	400m	200m					
Section Times	1:36.98 [3] (0:13.92)	1:23.06 [1] (0:11.91)	1:11.15 [2] (0:12.10)	0:59.05 [2] (0:12.42)	0:46.63 [2] (0:12.58)	0:34.05 [2] (0:11.41)	0:22.64 [1] (0:11.03)	0:11.61 [2] (0:11.61)					
Average Speed [km/h]	51.8	60.7	59.4	57.9	58.3	63.2	65.1	63.0					
Top Speed [km/h]	59.3	61.9	61.3	58.8	60.3	65.5	65.8	65.1					
Avg. Dist. to Rail [m]	3.8	0.7	0.2	0.4	2.0	4.2	4.4	4.1					
Avg. Stride Freq. [Hz]	2.2	2.3	2.3	2.3	2.3	2.4	2.4	2.4					
Avg. Stride Length [m]	6.0	7.3	7.3	7.2	7.2	7.5	7.5	7.4					





Horse/Jockey Name	Native Bee
Final Rank	4
Fastest Section Time (Section)	0:11.12 (400m)
Top Speed [km/h] (Section)	66.3 (600m)
Race State	Finished

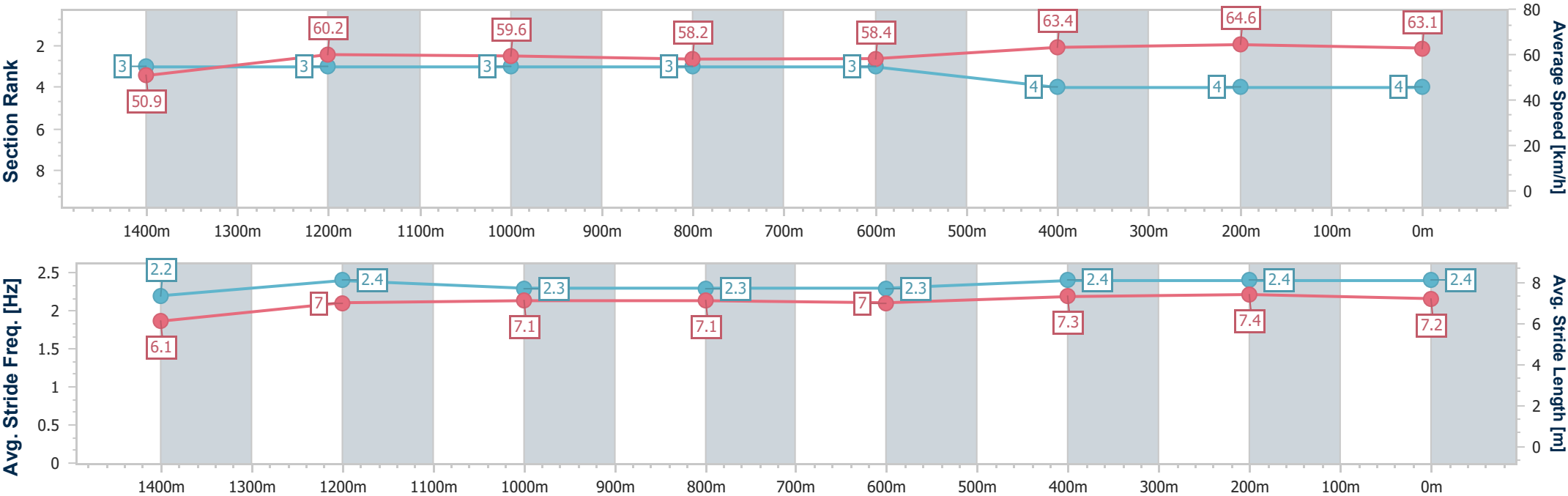


RockhamptonProfessional  
Race 3: ROCKHAMPTON MINI LOADS BENCHMARK 60  
Handicap - 1600m  
29 January 2026 - 14:28



Track Rating: Soft 5, Weather: Fine, Rail Position: +0.5m Entire

Section	Overall	1400m	1200m	1000m	800m	600m	400m	200m					
Section Times	1:37.20 [4] (0:14.14)	1:23.06 [3] (0:12.01)	1:11.05 [3] (0:12.09)	0:58.96 [3] (0:12.37)	0:46.59 [3] (0:12.55)	0:34.04 [3] (0:11.39)	0:22.65 [4] (0:11.12)	0:11.53 [4] (0:11.53)					
Average Speed [km/h]	50.9	60.2	59.6	58.2	58.4	63.4	64.6	63.1					
Top Speed [km/h]	59.1	61.4	61.4	58.8	61.0	66.3	65.8	64.0					
Avg. Dist. to Rail [m]	5.0	0.1	0.3	0.5	2.1	3.8	4.5	5.5					
Avg. Stride Freq. [Hz]	2.2	2.4	2.3	2.3	2.3	2.4	2.4	2.4					
Avg. Stride Length [m]	6.1	7.0	7.1	7.1	7.0	7.3	7.4	7.2					





Horse/Jockey Name	Grumpywantsatissue
Final Rank	5
Fastest Section Time (Section)	0:10.99 (400m)
Top Speed [km/h] (Section)	65.8 (400m)
Race State	Finished

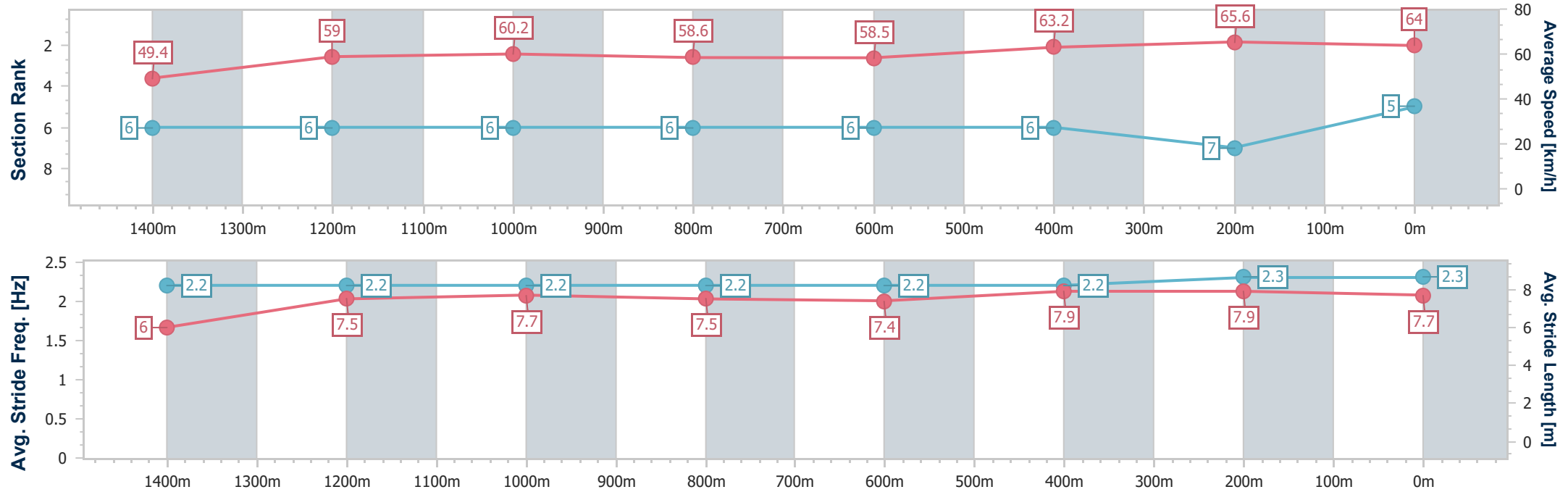


RockhamptonProfessional  
Race 3: ROCKHAMPTON MINI LOADS BENCHMARK 60  
Handicap - 1600m  
29 January 2026 - 14:28



Track Rating: Soft 5, Weather: Fine, Rail Position: +0.5m Entire

Section	Overall	1400m	1200m	1000m	800m	600m	400m	200m					
Section Times	1:37.21 [5] (0:14.59)	1:22.62 [6] (0:12.18)	1:10.44 [6] (0:11.97)	0:58.47 [6] (0:12.25)	0:46.22 [6] (0:12.43)	0:33.79 [6] (0:11.40)	0:22.39 [6] (0:10.99)	0:11.40 [7] (0:11.40)					
Average Speed [km/h]	49.4	59.0	60.2	58.6	58.5	63.2	65.6	64.0					
Top Speed [km/h]	59.5	60.2	61.0	59.3	61.2	65.4	65.8	65.0					
Avg. Dist. to Rail [m]	2.9	1.0	1.0	0.7	1.4	3.4	5.4	6.9					
Avg. Stride Freq. [Hz]	2.2	2.2	2.2	2.2	2.2	2.2	2.3	2.3					
Avg. Stride Length [m]	6.0	7.5	7.7	7.5	7.4	7.9	7.9	7.7					





Horse/Jockey Name	Outta Control
Final Rank	6
Fastest Section Time (Section)	0:10.97 (400m)
Top Speed [km/h] (Section)	66.6 (600m)
Race State	Finished

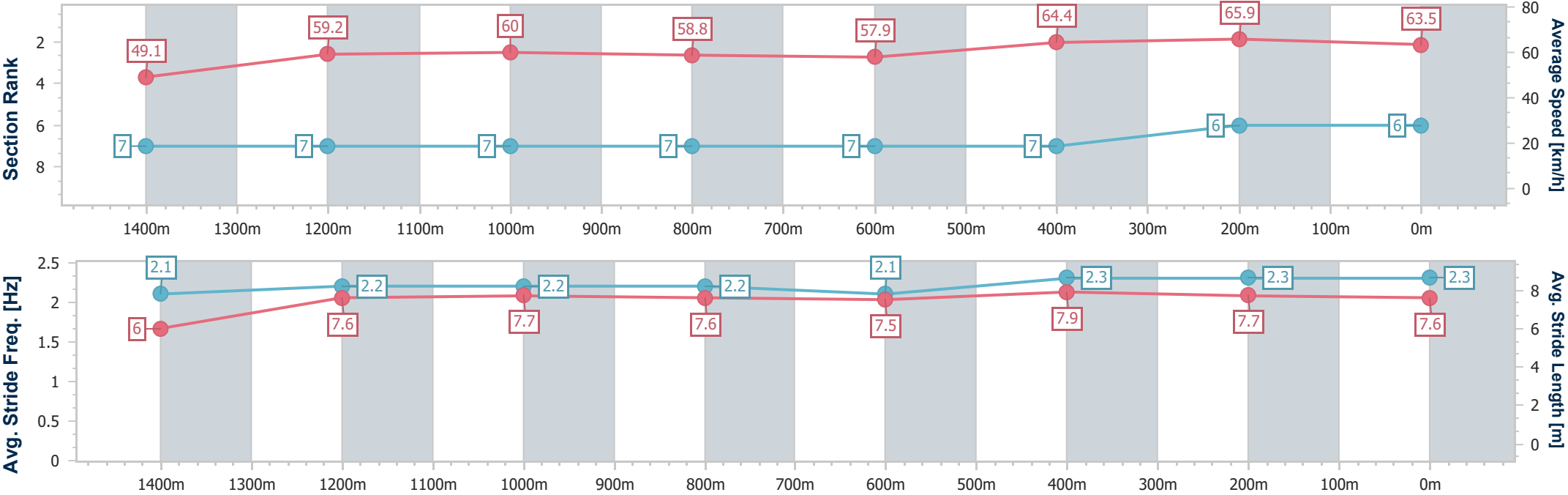


RockhamptonProfessional  
Race 3: ROCKHAMPTON MINI LOADS BENCHMARK 60  
Handicap - 1600m  
29 January 2026 - 14:28



Track Rating: Soft 5, Weather: Fine, Rail Position: +0.5m Entire

Section	Overall	1400m	1200m	1000m	800m	600m	400m	200m					
Section Times	1:37.28 [6] (0:14.67)	1:22.61 [7] (0:12.18)	1:10.43 [7] (0:11.97)	0:58.46 [7] (0:12.23)	0:46.23 [7] (0:12.59)	0:33.64 [7] (0:11.20)	0:22.44 [7] (0:10.97)	0:11.47 [6] (0:11.47)					
Average Speed [km/h]	49.1	59.2	60.0	58.8	57.9	64.4	65.9	63.5					
Top Speed [km/h]	58.9	60.3	61.7	59.4	61.4	66.6	66.5	64.7					
Avg. Dist. to Rail [m]	4.6	0.5	0.8	0.7	2.0	4.5	6.5	7.8					
Avg. Stride Freq. [Hz]	2.1	2.2	2.2	2.2	2.1	2.3	2.3	2.3					
Avg. Stride Length [m]	6.0	7.6	7.7	7.6	7.5	7.9	7.7	7.6					





Horse/Jockey Name	Star Chance
Final Rank	7
Fastest Section Time (Section)	0:11.32 (400m)
Top Speed [km/h] (Section)	64.9 (400m)
Race State	Finished

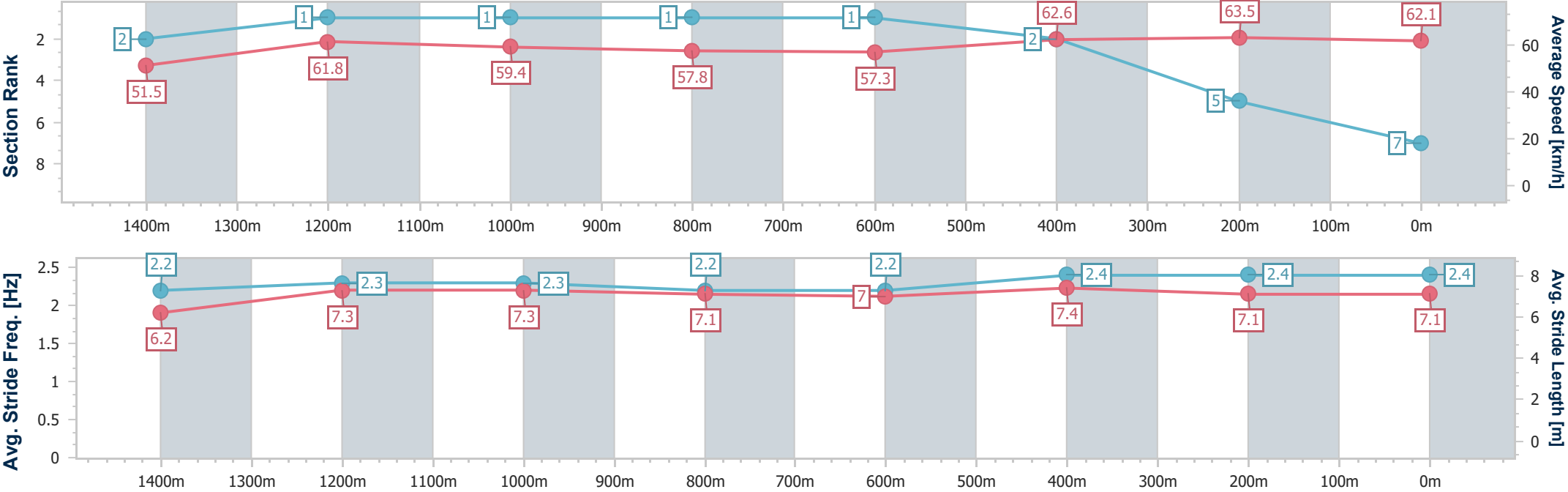


RockhamptonProfessional  
Race 3: ROCKHAMPTON MINI LOADS BENCHMARK 60  
Handicap - 1600m  
29 January 2026 - 14:28



Track Rating: Soft 5, Weather: Fine, Rail Position: +0.5m Entire

Section	Overall	1400m	1200m	1000m	800m	600m	400m	200m					
Section Times	1:37.49 [7] (0:14.04)	1:23.45 [2] (0:11.64)	1:11.81 [1] (0:12.08)	0:59.73 [1] (0:12.43)	0:47.30 [1] (0:12.68)	0:34.62 [1] (0:11.53)	0:23.09 [2] (0:11.32)	0:11.77 [5] (0:11.77)					
Average Speed [km/h]	51.5	61.8	59.4	57.8	57.3	62.6	63.5	62.1					
Top Speed [km/h]	59.2	62.5	60.8	60.6	58.5	64.5	64.9	63.4					
Avg. Dist. to Rail [m]	7.5	0.7	1.5	0.7	1.3	2.5	4.1	4.8					
Avg. Stride Freq. [Hz]	2.2	2.3	2.3	2.2	2.2	2.4	2.4	2.4					
Avg. Stride Length [m]	6.2	7.3	7.3	7.1	7.0	7.4	7.1	7.1					







Horse/Jockey Name	Shadow Project
Final Rank	8
Fastest Section Time (Section)	0:11.15 (400m)
Top Speed [km/h] (Section)	65.3 (600m)
Race State	Finished

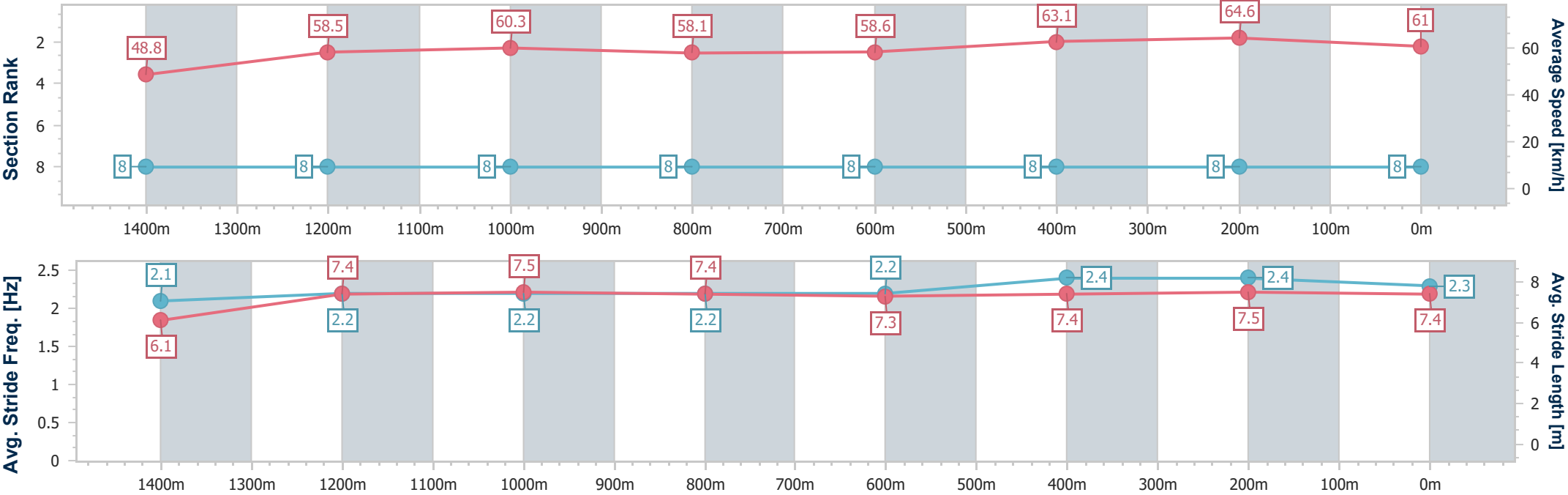


RockhamptonProfessional  
Race 3: ROCKHAMPTON MINI LOADS BENCHMARK 60  
Handicap - 1600m  
29 January 2026 - 14:28



Track Rating: Soft 5, Weather: Fine, Rail Position: +0.5m Entire

Section	Overall	1400m	1200m	1000m	800m	600m	400m	200m					
Section Times	1:38.28 [8] (0:14.80)	1:23.48 [8] (0:12.31)	1:11.17 [8] (0:11.93)	0:59.24 [8] (0:12.33)	0:46.91 [8] (0:12.43)	0:34.48 [8] (0:11.41)	0:23.07 [8] (0:11.15)	0:11.92 [8] (0:11.92)					
Average Speed [km/h]	48.8	58.5	60.3	58.1	58.6	63.1	64.6	61.0					
Top Speed [km/h]	58.1	59.7	60.7	59.4	59.9	65.3	65.2	63.7					
Avg. Dist. to Rail [m]	3.3	0.6	0.7	0.7	1.3	2.8	3.1	3.9					
Avg. Stride Freq. [Hz]	2.1	2.2	2.2	2.2	2.2	2.4	2.4	2.3					
Avg. Stride Length [m]	6.1	7.4	7.5	7.4	7.3	7.4	7.5	7.4					





Rockhampton Professional  
Race 4: ROCKHAMPTON ENGINEERING AND MAINTENANCE  
BENCHMARK 65 Handicap - 1300m  
29 January 2026 - 15:03



Track Rating: Soft 5, Weather: Fine, Rail Position: +0.5m Entire

Section						Overall	1200m	1000m	800m	600m	400m	Last 600m	
Field Times						1:16.13 (0:07.75)	1:08.38 (0:11.10)	0:57.28 (0:11.40)	0:45.88 (0:12.23)	0:33.65 (0:11.40)	0:22.25 (0:10.82)	0:33.65	
Rank	TAB	Horse/Jockey	Barrier	Top Speed [km/h]	Fastest Section								Distance Travelled [m]
1	4	SARAQAEI	1	67.2	0:07.75	1:16.13 [1]	1:08.38 [1]	0:57.17 [2]	0:45.67 [2]	0:33.50 [2]	0:22.18 [2]	0:33.50	
		Warwick Satherley		400m	Overall	(0:07.75)	(0:11.21)	(0:11.50)	(0:12.17)	(0:11.32)	(0:10.75)		
2	7	CRAIGLEA LA VIE	7	67.3	0:07.85	1:16.33 [2]	1:08.48 [2]	0:57.48 [1]	0:46.08 [1]	0:33.85 [1]	0:22.45 [1]	0:33.85	-2
		Tasha Chambers		400m	Overall	(0:07.85)	(0:11.00)	(0:11.40)	(0:12.23)	(0:11.40)	(0:10.87)		
3	6	STORM FORCE TEN	6	67.8	0:07.91	1:16.40 [3]	1:08.49 [3]	0:57.13 [3]	0:45.51 [3]	0:33.64 [4]	0:22.31 [4]	0:33.64	-1
		Stephanie Tierney		400m	Overall	(0:07.91)	(0:11.36)	(0:11.62)	(0:11.87)	(0:11.33)	(0:10.81)		
4	10	HOLY CROWN	4	67.2	0:08.15	1:16.67 [4]	1:08.52 [6]	0:57.01 [7]	0:45.39 [7]	0:33.75 [5]	0:22.71 [3]	0:33.75	+1
		Cody Collis		600m	Overall	(0:08.15)	(0:11.51)	(0:11.62)	(0:11.64)	(0:11.04)	(0:10.97)		
5	8	NEXT LEGACY	3	66.5	0:08.07	1:16.69 [5]	1:08.62 [5]	0:57.34 [5]	0:45.58 [5]	0:33.76 [6]	0:22.52 [6]	0:33.76	-4
		Raul Silvera Olivera		400m	Overall	(0:08.07)	(0:11.28)	(0:11.76)	(0:11.82)	(0:11.24)	(0:10.92)		
6	2	BOLD ARTIC	2	66.0	0:08.00	1:16.79 [6]	1:08.79 [4]	0:57.44 [4]	0:45.81 [4]	0:34.07 [3]	0:22.68 [5]	0:34.07	-5
		Leah Martyn		400m	Overall	(0:08.00)	(0:11.35)	(0:11.63)	(0:11.74)	(0:11.39)	(0:11.06)		
7	9	MOMENT OF TRUTH	5	65.9	0:08.33	1:16.81 [7]	1:08.48 [7]	0:57.18 [6]	0:45.64 [6]	0:33.81 [7]	0:22.59 [7]	0:33.81	-1
		Chris McIver		400m	Overall	(0:08.33)	(0:11.30)	(0:11.54)	(0:11.83)	(0:11.22)	(0:11.02)		

Scratched: Parade Ground (#1), Limero (#3), Flying Animo (#5)



Rockhampton Professional  
Race 4: ROCKHAMPTON ENGINEERING AND MAINTENANCE  
BENCHMARK 65 Handicap - 1300m  
29 January 2026 - 15:03



Track Rating: Soft 5, Weather: Fine, Rail Position: +0.5m Entire

Section		200m		Last 600m			
Field Times		0:11.43 (0:11.43)		0:33.65			
Rank	TAB	Horse/Jockey	Barrier	Top Speed [km/h]	Fastest Section	Margin	Distance Travelled [m]
1	4	SARAQAELE	1	67.2	0:07.75	0:11.43 [1]	1:16.13
		Warwick Satherley		400m	Overall	(0:11.43)	0:33.50
2	7	CRAIGLEA LA VIE	7	67.3	0:07.85	0:11.58 [2]	1.16L
		Tasha Chambers		400m	Overall	(0:11.58)	0:33.85 -2
3	6	STORM FORCE TEN	6	67.8	0:07.91	0:11.50 [3]	1.58L
		Stephanie Tierney		400m	Overall	(0:11.50)	0:33.64 -1
4	10	HOLY CROWN	4	67.2	0:08.15	0:11.74 [4]	3.21L
		Cody Collis		600m	Overall	(0:11.74)	0:33.75 +1
5	8	NEXT LEGACY	3	66.5	0:08.07	0:11.60 [5]	3.33L
		Raul Silvera Olivera		400m	Overall	(0:11.60)	0:33.76 -4
6	2	BOLD ARTIC	2	66.0	0:08.00	0:11.62 [6]	3.88L
		Leah Martyn		400m	Overall	(0:11.62)	0:34.07 -5
7	9	MOMENT OF TRUTH	5	65.9	0:08.33	0:11.57 [7]	4.03L
		Chris McIver		400m	Overall	(0:11.57)	0:33.81 -1

Scratched: Parade Ground (#1), Limero (#3), Flying Animo (#5)



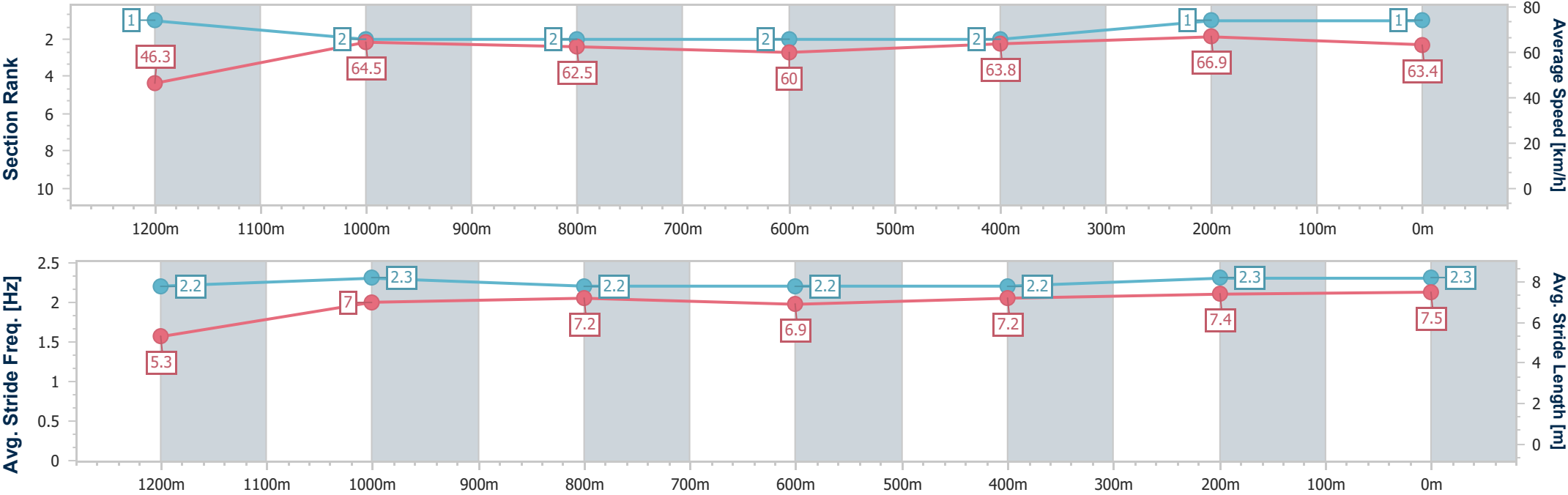
Horse/Jockey Name	Saraqael
Final Rank	1
Fastest Section Time (Section)	0:07.75 (Overall)
Top Speed [km/h] (Section)	67.2 (400m)
Race State	Finished



RockhamptonProfessional  
Race 4: ROCKHAMPTON ENGINEERING AND MAINTENANCE  
BENCHMARK 65 Handicap - 1300m  
29 January 2026 - 15:03  
Track Rating: Soft 5, Weather: Fine, Rail Position: +0.5m Entire



Section	Overall	1200m	1000m	800m	600m	400m	200m						
Section Times	1:16.13 [1] (0:07.75)	1:08.38 [1] (0:11.21)	0:57.17 [2] (0:11.50)	0:45.67 [2] (0:12.17)	0:33.50 [2] (0:11.32)	0:22.18 [2] (0:10.75)	0:11.43 [1] (0:11.43)						
Average Speed [km/h]	46.3	64.5	62.5	60.0	63.8	66.9	63.4						
Top Speed [km/h]	61.5	65.3	64.3	62.1	66.8	67.2	67.0						
Avg. Dist. to Rail [m]	3.4	0.5	0.6	1.7	2.4	2.8	3.4						
Avg. Stride Freq. [Hz]	2.2	2.3	2.2	2.2	2.2	2.3	2.3						
Avg. Stride Length [m]	5.3	7.0	7.2	6.9	7.2	7.4	7.5						





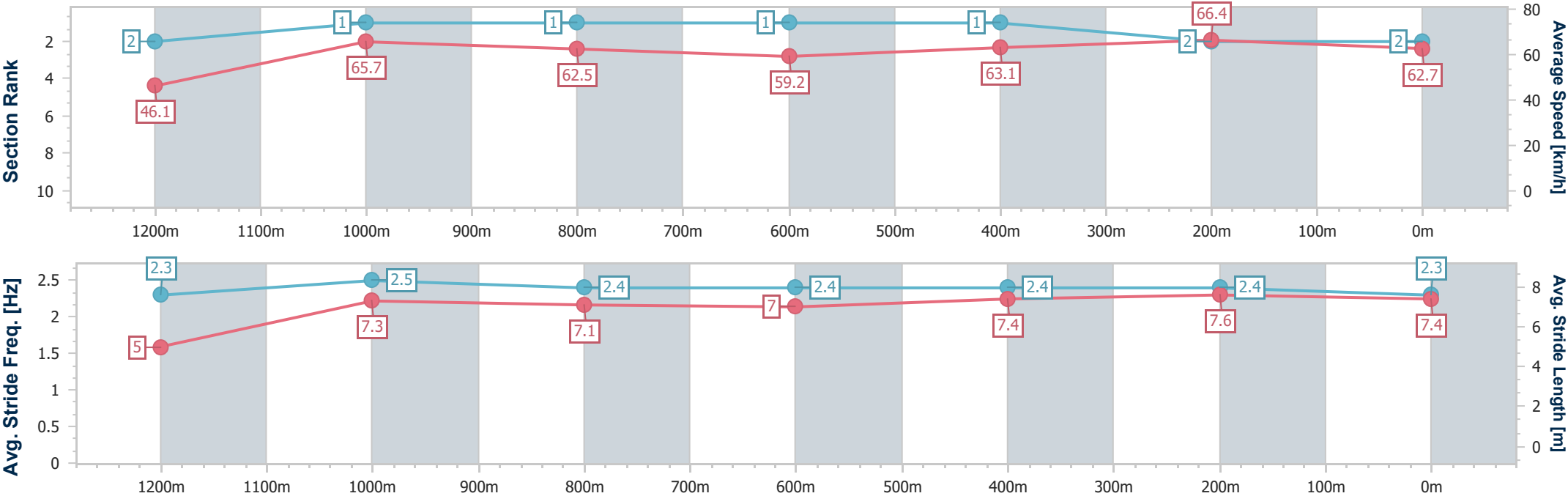
Horse/Jockey Name	Craiglea La Vie
Final Rank	2
Fastest Section Time (Section)	0:07.85 (Overall)
Top Speed [km/h] (Section)	67.3 (400m)
Race State	Finished



RockhamptonProfessional  
Race 4: ROCKHAMPTON ENGINEERING AND MAINTENANCE  
BENCHMARK 65 Handicap - 1300m  
29 January 2026 - 15:03  
Track Rating: Soft 5, Weather: Fine, Rail Position: +0.5m Entire



Section	Overall	1200m	1000m	800m	600m	400m	200m							
Section Times	1:16.33 [2] (0:07.85)	1:08.48 [2] (0:11.00)	0:57.48 [1] (0:11.40)	0:46.08 [1] (0:12.23)	0:33.85 [1] (0:11.40)	0:22.45 [1] (0:10.87)	0:11.58 [2] (0:11.58)							
Average Speed [km/h]	46.1	65.7	62.5	59.2	63.1	66.4	62.7							
Top Speed [km/h]	61.9	67.1	66.0	60.2	66.3	67.3	64.7							
Avg. Dist. to Rail [m]	8.2	0.9	1.2	1.3	2.0	3.1	3.4							
Avg. Stride Freq. [Hz]	2.3	2.5	2.4	2.4	2.4	2.4	2.3							
Avg. Stride Length [m]	5.0	7.3	7.1	7.0	7.4	7.6	7.4							





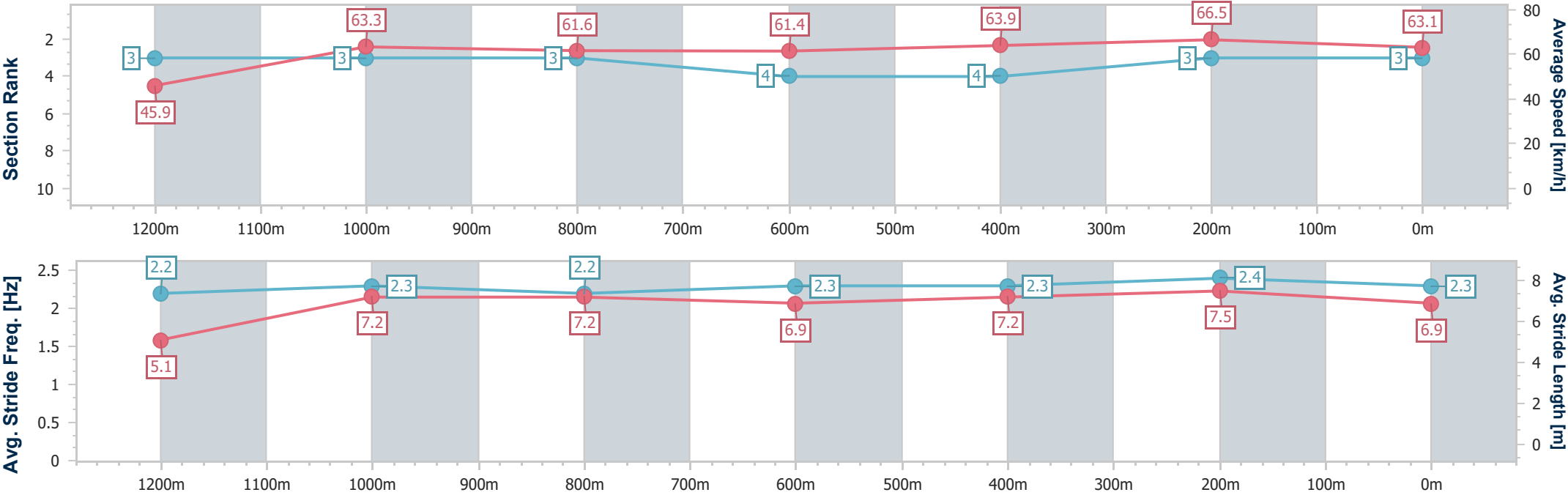
Horse/Jockey Name	Storm Force Ten
Final Rank	3
Fastest Section Time (Section)	0:07.91 (Overall)
Top Speed [km/h] (Section)	67.8 (400m)
Race State	Finished



RockhamptonProfessional  
Race 4: ROCKHAMPTON ENGINEERING AND MAINTENANCE  
BENCHMARK 65 Handicap - 1300m  
29 January 2026 - 15:03  
Track Rating: Soft 5, Weather: Fine, Rail Position: +0.5m Entire



Section	Overall	1200m	1000m	800m	600m	400m	200m						
Section Times	1:16.40 [3] (0:07.91)	1:08.49 [3] (0:11.36)	0:57.13 [3] (0:11.62)	0:45.51 [3] (0:11.87)	0:33.64 [4] (0:11.33)	0:22.31 [4] (0:10.81)	0:11.50 [3] (0:11.50)						
Average Speed [km/h]	45.9	63.3	61.6	61.4	63.9	66.5	63.1						
Top Speed [km/h]	61.7	64.6	63.4	63.0	67.4	67.8	65.2						
Avg. Dist. to Rail [m]	7.3	0.5	0.9	1.8	3.5	4.4	5.3						
Avg. Stride Freq. [Hz]	2.2	2.3	2.2	2.3	2.3	2.4	2.3						
Avg. Stride Length [m]	5.1	7.2	7.2	6.9	7.2	7.5	6.9						





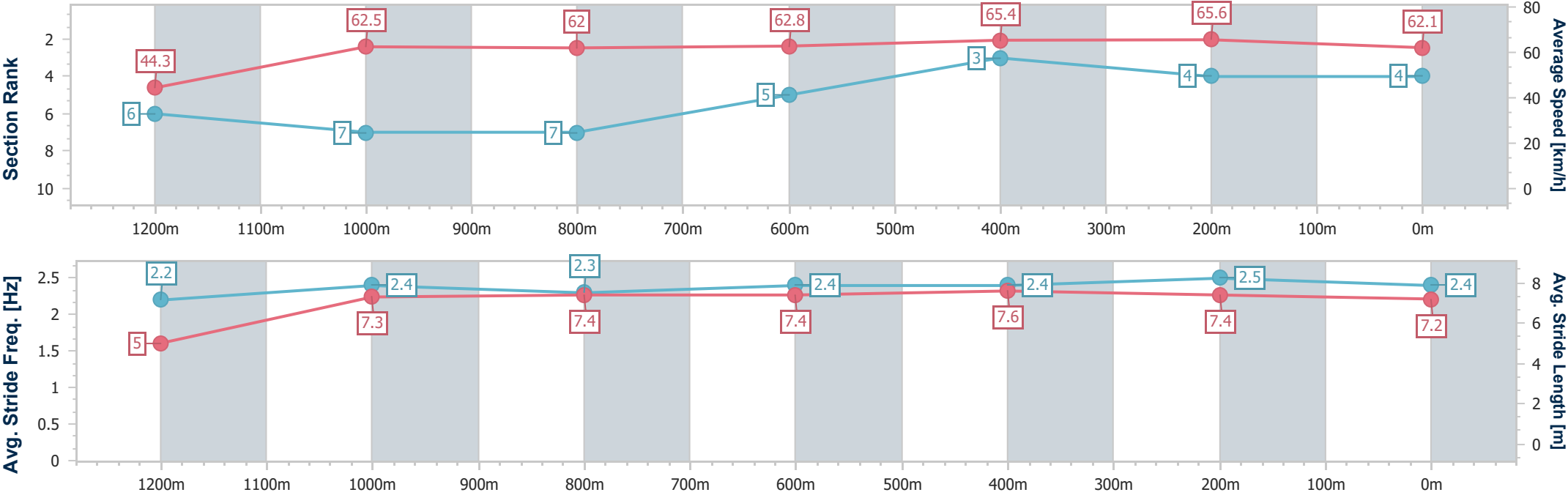
Horse/Jockey Name	Holy Crown
Final Rank	4
Fastest Section Time (Section)	0:08.15 (Overall)
Top Speed [km/h] (Section)	67.2 (600m)
Race State	Finished



RockhamptonProfessional  
Race 4: ROCKHAMPTON ENGINEERING AND MAINTENANCE  
BENCHMARK 65 Handicap - 1300m  
29 January 2026 - 15:03  
Track Rating: Soft 5, Weather: Fine, Rail Position: +0.5m Entire



Section	Overall	1200m	1000m	800m	600m	400m	200m						
Section Times	1:16.67 [4] (0:08.15)	1:08.52 [6] (0:11.51)	0:57.01 [7] (0:11.62)	0:45.39 [7] (0:11.64)	0:33.75 [5] (0:11.04)	0:22.71 [3] (0:10.97)	0:11.74 [4] (0:11.74)						
Average Speed [km/h]	44.3	62.5	62.0	62.8	65.4	65.6	62.1						
Top Speed [km/h]	59.6	64.7	64.2	64.9	67.2	66.7	64.9						
Avg. Dist. to Rail [m]	6.1	0.7	0.3	1.9	4.5	6.2	7.0						
Avg. Stride Freq. [Hz]	2.2	2.4	2.3	2.4	2.4	2.5	2.4						
Avg. Stride Length [m]	5.0	7.3	7.4	7.4	7.6	7.4	7.2						





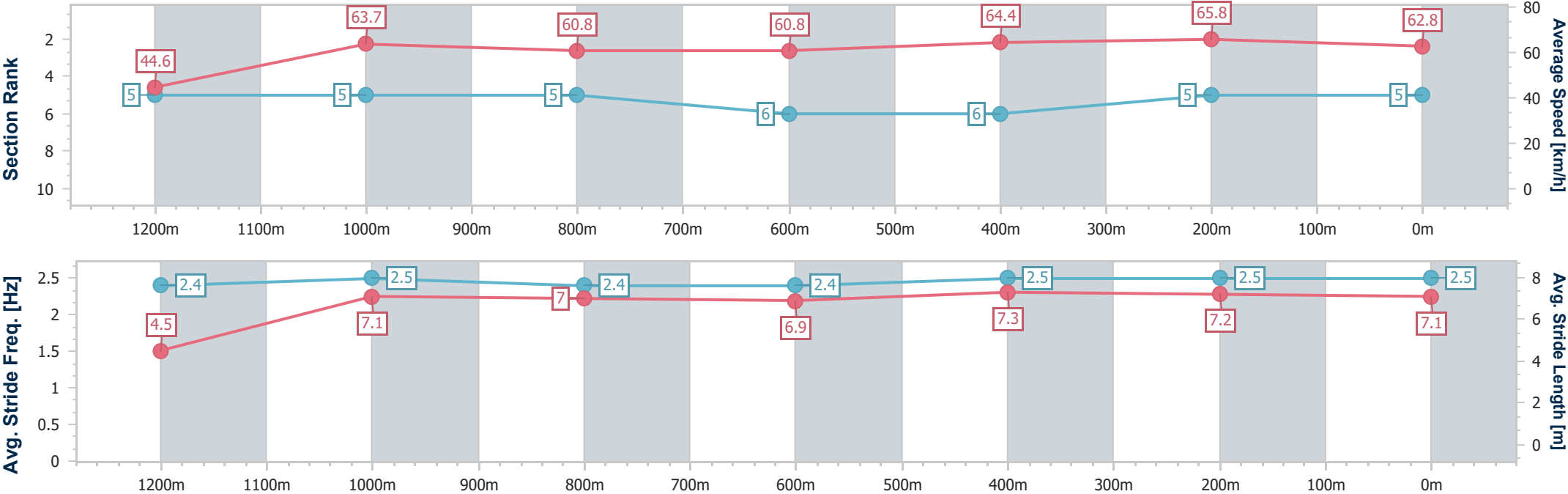
Horse/Jockey Name	Next Legacy
Final Rank	5
Fastest Section Time (Section)	0:08.07 (Overall)
Top Speed [km/h] (Section)	66.5 (400m)
Race State	Finished



RockhamptonProfessional  
Race 4: ROCKHAMPTON ENGINEERING AND MAINTENANCE  
BENCHMARK 65 Handicap - 1300m  
29 January 2026 - 15:03  
Track Rating: Soft 5, Weather: Fine, Rail Position: +0.5m Entire



Section	Overall	1200m	1000m	800m	600m	400m	200m						
Section Times	1:16.69 [5] (0:08.07)	1:08.62 [5] (0:11.28)	0:57.34 [5] (0:11.76)	0:45.58 [5] (0:11.82)	0:33.76 [6] (0:11.24)	0:22.52 [6] (0:10.92)	0:11.60 [5] (0:11.60)						
Average Speed [km/h]	44.6	63.7	60.8	60.8	64.4	65.8	62.8						
Top Speed [km/h]	61.1	65.0	62.6	61.9	65.7	66.5	65.2						
Avg. Dist. to Rail [m]	4.0	0.8	1.3	1.0	1.6	3.0	4.6						
Avg. Stride Freq. [Hz]	2.4	2.5	2.4	2.4	2.5	2.5	2.5						
Avg. Stride Length [m]	4.5	7.1	7.0	6.9	7.3	7.2	7.1						







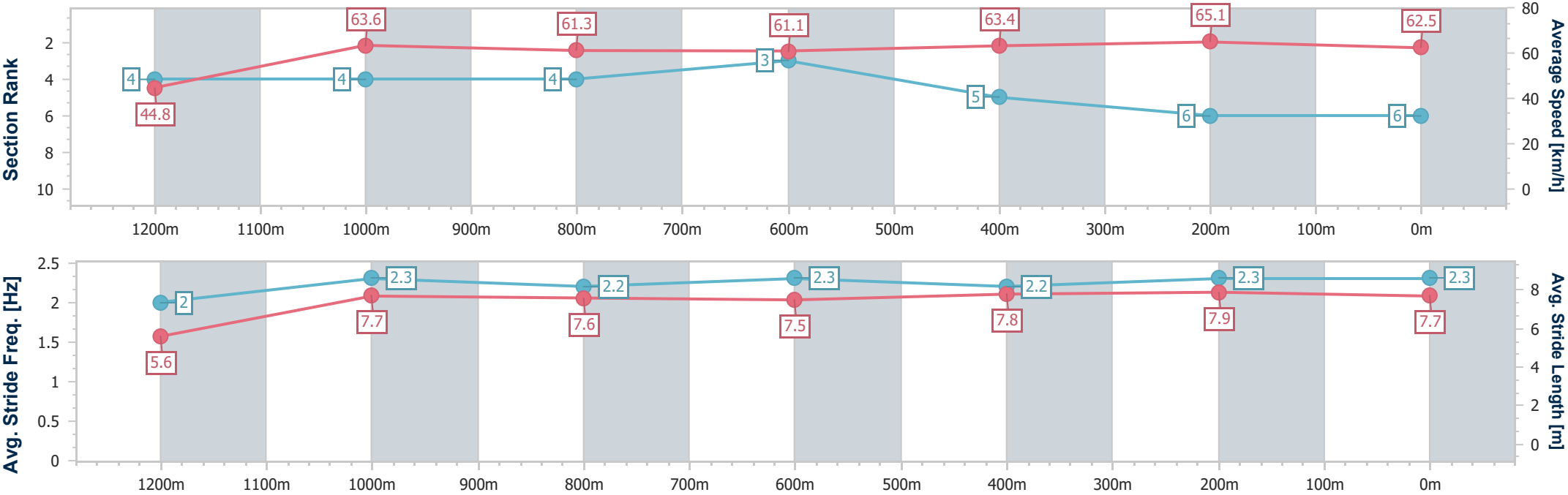
Horse/Jockey Name	Bold Artic
Final Rank	6
Fastest Section Time (Section)	0:08.00 (Overall)
Top Speed [km/h] (Section)	66.0 (400m)
Race State	Finished



RockhamptonProfessional  
Race 4: ROCKHAMPTON ENGINEERING AND MAINTENANCE  
BENCHMARK 65 Handicap - 1300m  
29 January 2026 - 15:03  
Track Rating: Soft 5, Weather: Fine, Rail Position: +0.5m Entire



Section	Overall	1200m	1000m	800m	600m	400m	200m						
Section Times	1:16.79 [6] (0:08.00)	1:08.79 [4] (0:11.35)	0:57.44 [4] (0:11.63)	0:45.81 [4] (0:11.74)	0:34.07 [3] (0:11.39)	0:22.68 [5] (0:11.06)	0:11.62 [6] (0:11.62)						
Average Speed [km/h]	44.8	63.6	61.3	61.1	63.4	65.1	62.5						
Top Speed [km/h]	60.7	64.6	64.2	62.6	65.9	66.0	64.5						
Avg. Dist. to Rail [m]	3.6	0.7	1.1	0.6	0.4	0.2	1.6						
Avg. Stride Freq. [Hz]	2.0	2.3	2.2	2.3	2.2	2.3	2.3						
Avg. Stride Length [m]	5.6	7.7	7.6	7.5	7.8	7.9	7.7						





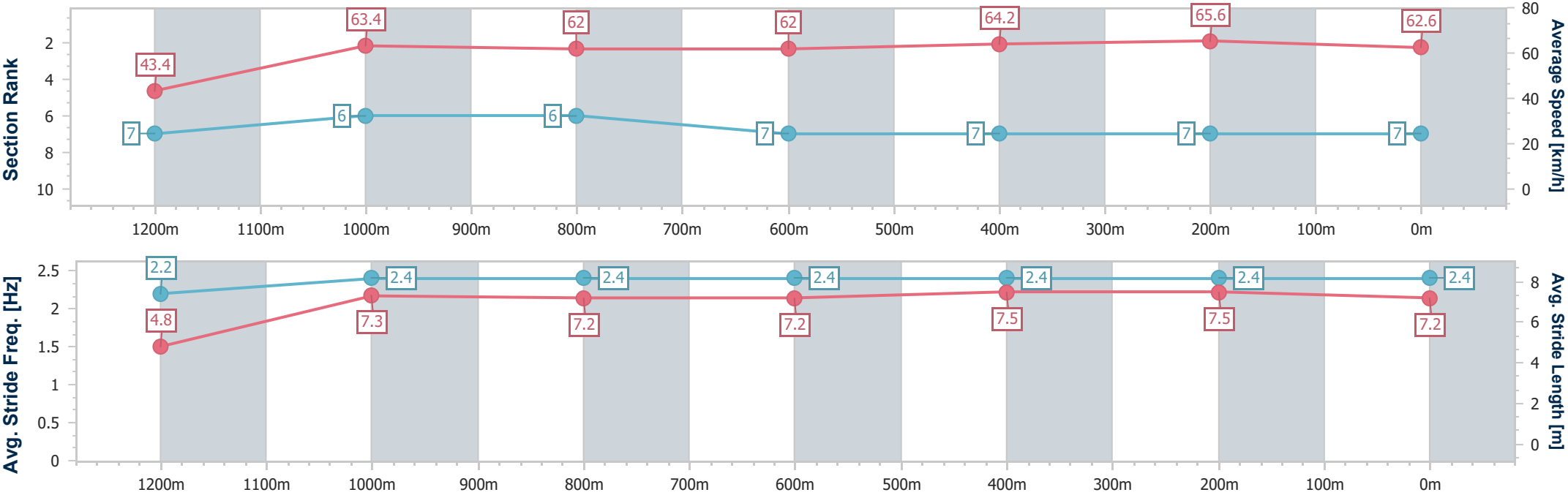
Horse/Jockey Name	Moment Of Truth
Final Rank	7
Fastest Section Time (Section)	0:08.33 (Overall)
Top Speed [km/h] (Section)	65.9 (400m)
Race State	Finished



RockhamptonProfessional  
Race 4: ROCKHAMPTON ENGINEERING AND MAINTENANCE  
BENCHMARK 65 Handicap - 1300m  
29 January 2026 - 15:03  
Track Rating: Soft 5, Weather: Fine, Rail Position: +0.5m Entire



Section	Overall	1200m	1000m	800m	600m	400m	200m						
Section Times	1:16.81 [7] (0:08.33)	1:08.48 [7] (0:11.30)	0:57.18 [6] (0:11.54)	0:45.64 [6] (0:11.83)	0:33.81 [7] (0:11.22)	0:22.59 [7] (0:11.02)	0:11.57 [7] (0:11.57)						
Average Speed [km/h]	43.4	63.4	62.0	62.0	64.2	65.6	62.6						
Top Speed [km/h]	58.5	64.5	64.1	62.9	65.8	65.9	64.9						
Avg. Dist. to Rail [m]	5.1	1.8	1.7	2.4	3.3	3.3	3.8						
Avg. Stride Freq. [Hz]	2.2	2.4	2.4	2.4	2.4	2.4	2.4						
Avg. Stride Length [m]	4.8	7.3	7.2	7.2	7.5	7.5	7.2						





Rockhampton Professional  
Race 5: WARNER BUILDING GROUP RATINGS BAND 0 - 55 Handicap -  
1400m

29 January 2026 - 15:38



Track Rating: Soft 5, Weather: Fine, Rail Position: +0.5m Entire

Section		Overall				1200m	1000m	800m	600m	400m	Last 600m	
Field Times		1:22.65				1:09.04	0:57.94	0:46.57	0:34.57	0:22.90	0:00.00	
		(0:13.61)				(0:11.10)	(0:11.37)	(0:12.00)	(0:11.67)	(0:11.39)		
Rank	TAB	Horse/Jockey	Barrier	Top Speed [km/h]	Fastest Section							Distance Travelled [m]
1	1	BOLD BLAZE	7	Data was not able to be tracked for this horse		-:--:--	-:--:--	-:--:--	-:--:--	-:--:--	-:--:--	-:--:--
		Leah Martyn										----
2	10	OUR HEART THROB	4	66.4	0:11.01	1:22.65 [2]	1:08.60 [7]	0:57.32 [7]	0:45.76 [7]	0:33.82 [9]	0:22.52 [7]	0:33.82 --
		Cody Collis		400m	400m	(0:14.05)	(0:11.28)	(0:11.56)	(0:11.94)	(0:11.30)	(0:11.01)	
3	4	PEAKING TOM	8	65.2	0:11.25	1:23.13 [3]	1:08.74 [9]	0:57.49 [9]	0:46.07 [9]	0:34.32 [8]	0:22.94 [9]	0:34.32 --
		Raul Silvera Olivera		1200m	1200m	(0:14.39)	(0:11.25)	(0:11.42)	(0:11.75)	(0:11.38)	(0:11.27)	
4	3	THE LAST SAGA	3	64.5	0:11.27	1:23.15 [4]	1:09.47 [2]	0:58.20 [4]	0:46.81 [4]	0:34.76 [5]	0:23.17 [4]	0:34.76 --
		Warwick Satherley		1200m	1200m	(0:13.68)	(0:11.27)	(0:11.39)	(0:12.05)	(0:11.59)	(0:11.30)	
5	2	SKILFUL ARTIST	5	65.4	0:11.19	1:23.75 [5]	1:09.98 [5]	0:58.79 [5]	0:47.40 [5]	0:35.45 [3]	0:24.00 [1]	0:35.45 --
		Chris McIver		1200m	1200m	(0:13.77)	(0:11.19)	(0:11.39)	(0:11.95)	(0:11.45)	(0:11.58)	
6	6	SPIRIT TALKER	10	66.0	0:11.33	1:24.01 [6]	1:09.86 [8]	0:58.52 [8]	0:47.06 [8]	0:35.32 [7]	0:23.99 [5]	0:35.32 --
		Fred Larson		1000m	600m	(0:14.15)	(0:11.34)	(0:11.46)	(0:11.74)	(0:11.33)	(0:11.53)	
7	9	THE PROPHECY	6	66.4	0:11.19	1:24.11 [7]	1:10.08 [6]	0:58.89 [6]	0:47.41 [6]	0:35.52 [6]	0:23.94 [8]	0:35.52 --
		Morgan Butler		Overall	1200m	(0:14.03)	(0:11.19)	(0:11.48)	(0:11.89)	(0:11.58)	(0:11.62)	
8	8	MAKING HISTORY	1	64.6	0:11.22	1:24.41 [8]	1:10.68 [4]	0:59.46 [3]	0:48.11 [3]	0:36.06 [4]	0:24.34 [6]	0:36.06 --
		Chloe Lowe		1000m	1200m	(0:13.73)	(0:11.22)	(0:11.35)	(0:12.05)	(0:11.72)	(0:11.88)	
9	7	AIN'T NOBODY	9	65.7	0:11.10	1:24.73 [9]	1:11.12 [1]	1:00.02 [1]	0:48.61 [2]	0:36.59 [2]	0:24.93 [3]	0:36.59 --
		Tasha Chambers		1200m	1200m	(0:13.61)	(0:11.10)	(0:11.41)	(0:12.02)	(0:11.66)	(0:11.94)	
10	5	WHATTA WHITT	2	66.1	0:11.03	1:24.78 [10]	1:11.07 [3]	1:00.04 [2]	0:48.70 [1]	0:36.70 [1]	0:25.00 [2]	0:36.70 --
		Adam Sewell		1200m	1200m	(0:13.71)	(0:11.03)	(0:11.34)	(0:12.00)	(0:11.70)	(0:12.06)	



Rockhampton Professional  
Race 5: WARNER BUILDING GROUP RATINGS BAND 0 - 55 Handicap -  
1400m  
29 January 2026 - 15:38



Track Rating: Soft 5, Weather: Fine, Rail Position: +0.5m Entire

Section						200m			Last 600m
Field Times						0:11.51 (0:11.51)			0:00.00
Rank	TAB	Horse/Jockey	Barrier	Top Speed [km/h]	Fastest Section	Margin	Margin		Distance Travelled [m]
1	1	<b>BOLD BLAZE</b> Leah Martyn	7	Data was not able to be tracked for this horse		-:--:--	1:22.61	-:--:--	----
2	10	<b>OUR HEART THROB</b> Cody Collis	4	66.4 400m	0:11.01 400m	0:11.51 [1] (0:11.51)	0.21L	0:33.82	--
3	4	<b>PEAKING TOM</b> Raul Silvera Olivera	8	65.2 1200m	0:11.25 1200m	0:11.67 [4] (0:11.67)	3.05L	0:34.32	--
4	3	<b>THE LAST SAGA</b> Warwick Satherley	3	64.5 1200m	0:11.27 1200m	0:11.87 [2] (0:11.87)	3.13L	0:34.76	--
5	2	<b>SKILFUL ARTIST</b> Chris McIver	5	65.4 1200m	0:11.19 1200m	0:12.42 [3] (0:12.42)	6.67L	0:35.45	--
6	6	<b>SPIRIT TALKER</b> Fred Larson	10	66.0 1000m	0:11.33 600m	0:12.46 [5] (0:12.46)	8.2L	0:35.32	--
7	9	<b>THE PROPHECY</b> Morgan Butler	6	66.4 Overall	0:11.19 1200m	0:12.32 [7] (0:12.32)	8.78L	0:35.52	--
8	8	<b>MAKING HISTORY</b> Chloe Lowe	1	64.6 1000m	0:11.22 1200m	0:12.46 [9] (0:12.46)	10.57L	0:36.06	--
9	7	<b>AIN'T NOBODY</b> Tasha Chambers	9	65.7 1200m	0:11.10 1200m	0:12.99 [6] (0:12.99)	12.45L	0:36.59	--
10	5	<b>WHATTA WHITT</b> Adam Sewell	2	66.1 1200m	0:11.03 1200m	0:12.94 [8] (0:12.94)	12.71L	0:36.70	--



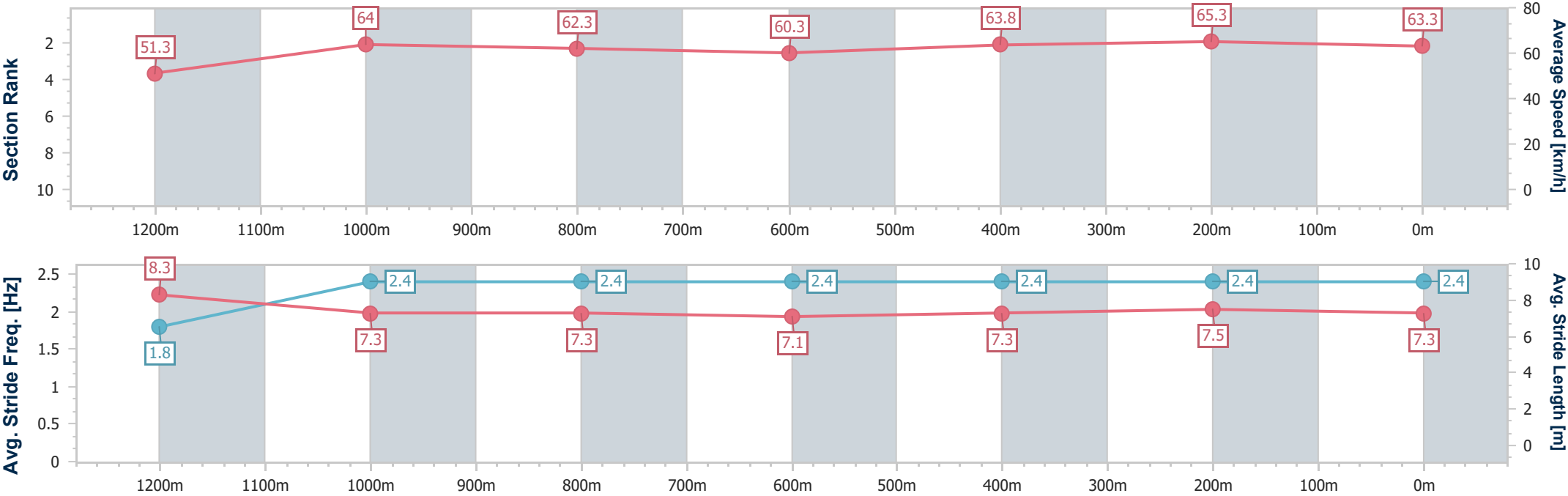
Horse/Jockey Name	Our Heart Throb
Final Rank	2
Fastest Section Time (Section)	0:11.01 (400m)
Top Speed [km/h] (Section)	66.4 (400m)
Race State	Finished



RockhamptonProfessional  
Race 5: WARNER BUILDING GROUP RATINGS BAND 0 - 55  
Handicap - 1400m  
29 January 2026 - 15:38  
Track Rating: Soft 5, Weather: Fine, Rail Position: +0.5m Entire



Section	Overall	1200m	1000m	800m	600m	400m	200m						
Section Times	1:22.65 [2] (0:14.05)	1:08.60 [7] (0:11.28)	0:57.32 [7] (0:11.56)	0:45.76 [7] (0:11.94)	0:33.82 [9] (0:11.30)	0:22.52 [7] (0:11.01)	0:11.51 [1] (0:11.51)						
Average Speed [km/h]	51.3	64.0	62.3	60.3	63.8	65.3	63.3						
Top Speed [km/h]	63.1	64.7	64.3	62.1	65.6	66.4	65.4						
Avg. Dist. to Rail [m]	10.3	0.5	0.4	0.3	3.1	5.0	4.7						
Avg. Stride Freq. [Hz]	1.8	2.4	2.4	2.4	2.4	2.4	2.4						
Avg. Stride Length [m]	8.3	7.3	7.3	7.1	7.3	7.5	7.3						





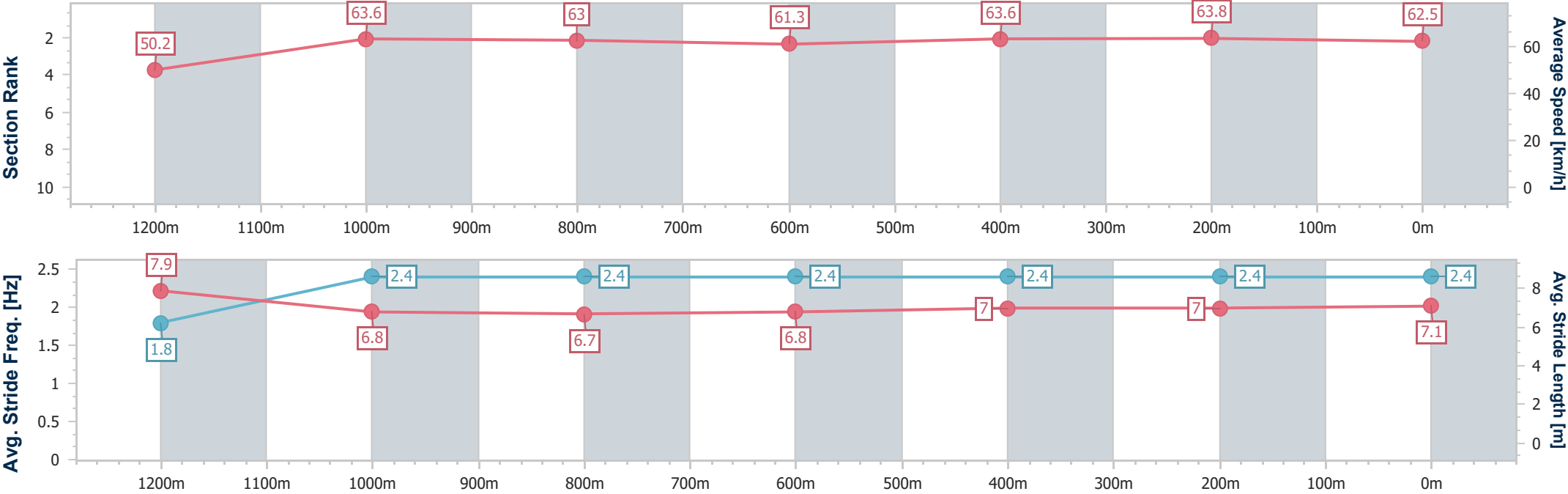
Horse/Jockey Name	Peaking Tom
Final Rank	3
Fastest Section Time (Section)	0:11.25 (1200m)
Top Speed [km/h] (Section)	65.2 (1200m)
Race State	Finished



RockhamptonProfessional  
Race 5: WARNER BUILDING GROUP RATINGS BAND 0 - 55  
Handicap - 1400m  
29 January 2026 - 15:38  
Track Rating: Soft 5, Weather: Fine, Rail Position: +0.5m Entire



Section	Overall	1200m	1000m	800m	600m	400m	200m						
Section Times	1:23.13 [3] (0:14.39)	1:08.74 [9] (0:11.25)	0:57.49 [9] (0:11.42)	0:46.07 [9] (0:11.75)	0:34.32 [8] (0:11.38)	0:22.94 [9] (0:11.27)	0:11.67 [4] (0:11.67)						
Average Speed [km/h]	50.2	63.6	63.0	61.3	63.6	63.8	62.5						
Top Speed [km/h]	62.1	65.2	64.1	62.5	64.4	64.5	63.3						
Avg. Dist. to Rail [m]	19.4	0.8	1.1	1.1	4.3	6.7	9.1						
Avg. Stride Freq. [Hz]	1.8	2.4	2.4	2.4	2.4	2.4	2.4						
Avg. Stride Length [m]	7.9	6.8	6.7	6.8	7.0	7.0	7.1						





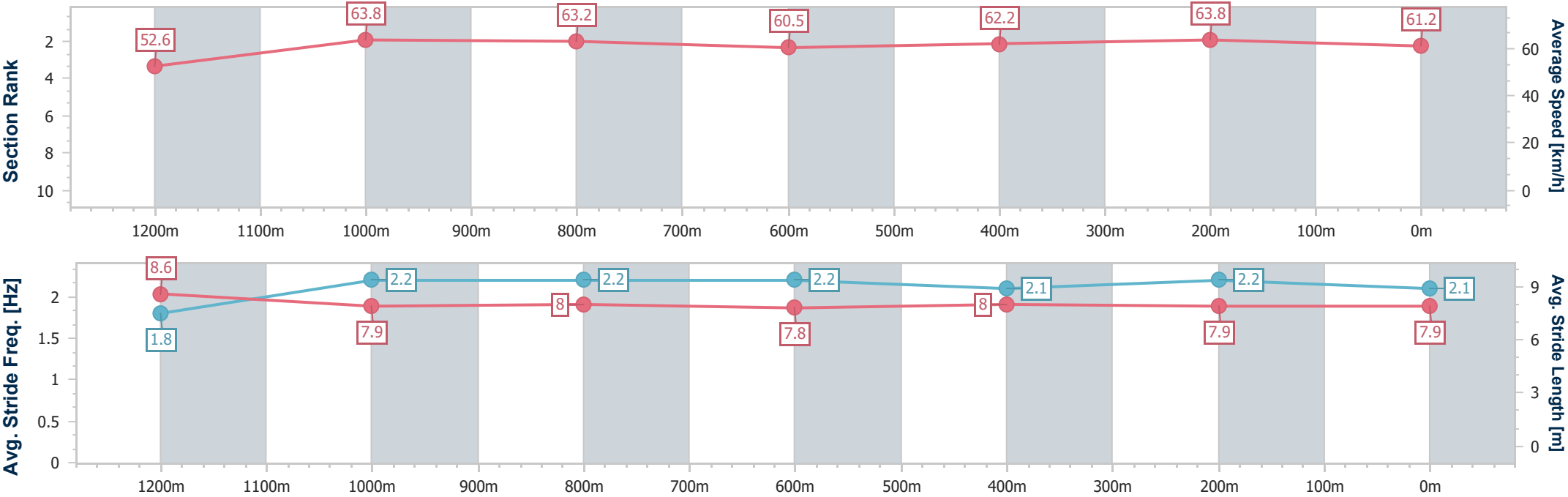
Horse/Jockey Name	The Last Saga
Final Rank	4
Fastest Section Time (Section)	0:11.27 (1200m)
Top Speed [km/h] (Section)	64.5 (1200m)
Race State	Finished



RockhamptonProfessional  
Race 5: WARNER BUILDING GROUP RATINGS BAND 0 - 55  
Handicap - 1400m  
29 January 2026 - 15:38  
Track Rating: Soft 5, Weather: Fine, Rail Position: +0.5m Entire



Section	Overall	1200m	1000m	800m	600m	400m	200m						
Section Times	1:23.15 [4] (0:13.68)	1:09.47 [2] (0:11.27)	0:58.20 [4] (0:11.39)	0:46.81 [4] (0:12.05)	0:34.76 [5] (0:11.59)	0:23.17 [4] (0:11.30)	0:11.87 [2] (0:11.87)						
Average Speed [km/h]	52.6	63.8	63.2	60.5	62.2	63.8	61.2						
Top Speed [km/h]	64.3	64.5	64.3	61.5	63.9	64.4	63.4						
Avg. Dist. to Rail [m]	8.3	0.7	0.4	1.7	3.8	4.4	4.6						
Avg. Stride Freq. [Hz]	1.8	2.2	2.2	2.2	2.1	2.2	2.1						
Avg. Stride Length [m]	8.6	7.9	8.0	7.8	8.0	7.9	7.9						





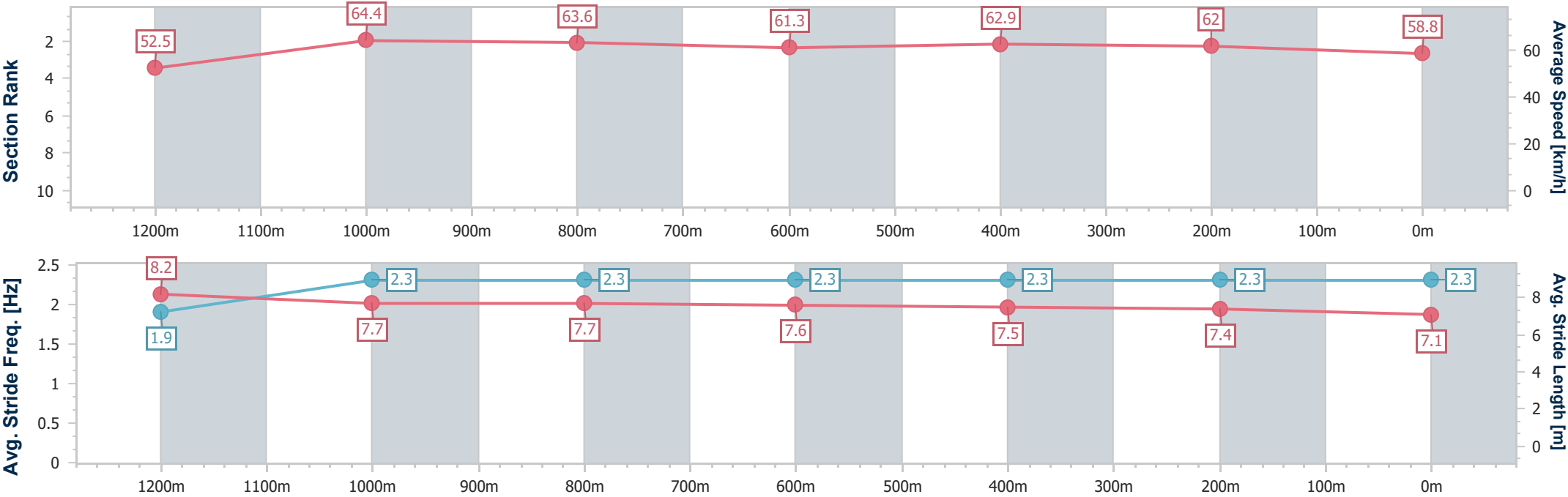
Horse/Jockey Name	Skilful Artist
Final Rank	5
Fastest Section Time (Section)	0:11.19 (1200m)
Top Speed [km/h] (Section)	65.4 (1200m)
Race State	Finished



RockhamptonProfessional  
Race 5: WARNER BUILDING GROUP RATINGS BAND 0 - 55  
Handicap - 1400m  
29 January 2026 - 15:38  
Track Rating: Soft 5, Weather: Fine, Rail Position: +0.5m Entire



Section	Overall	1200m	1000m	800m	600m	400m	200m						
Section Times	1:23.75 [5] (0:13.77)	1:09.98 [5] (0:11.19)	0:58.79 [5] (0:11.39)	0:47.40 [5] (0:11.95)	0:35.45 [3] (0:11.45)	0:24.00 [1] (0:11.58)	0:12.42 [3] (0:12.42)						
Average Speed [km/h]	52.5	64.4	63.6	61.3	62.9	62.0	58.8						
Top Speed [km/h]	63.6	65.4	65.0	62.2	63.8	63.6	60.8						
Avg. Dist. to Rail [m]	12.7	1.5	1.3	2.3	4.1	5.5	6.8						
Avg. Stride Freq. [Hz]	1.9	2.3	2.3	2.3	2.3	2.3	2.3						
Avg. Stride Length [m]	8.2	7.7	7.7	7.6	7.5	7.4	7.1						







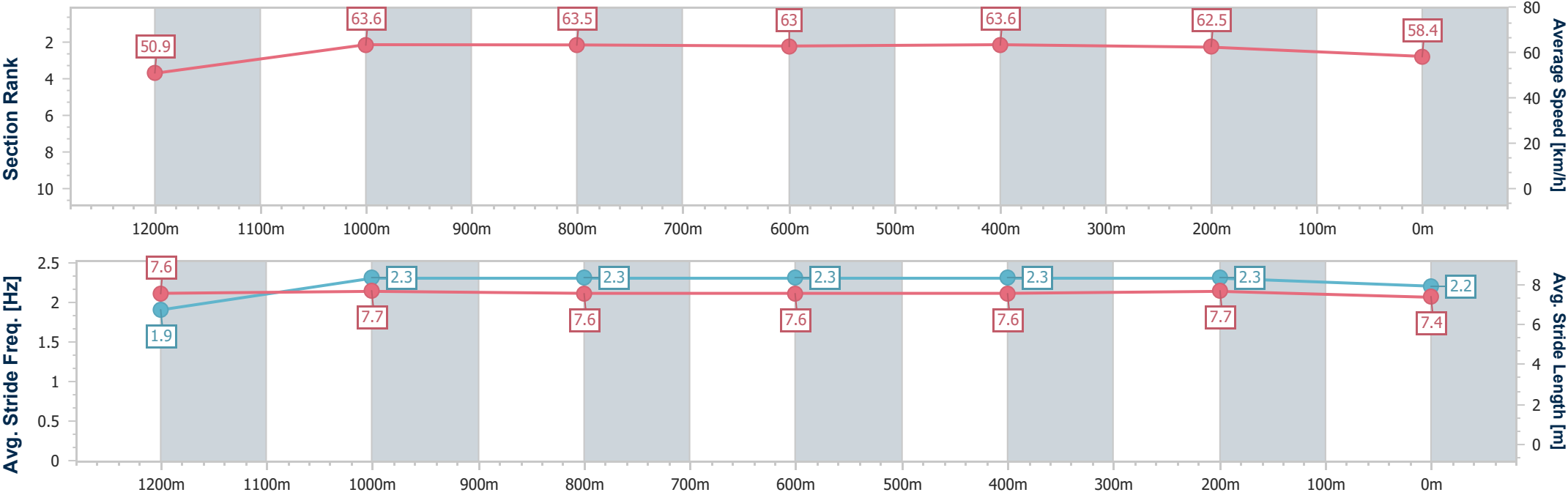
Horse/Jockey Name	Spirit Talker
Final Rank	6
Fastest Section Time (Section)	0:11.33 (600m)
Top Speed [km/h] (Section)	66.0 (1000m)
Race State	Finished



RockhamptonProfessional  
Race 5: WARNER BUILDING GROUP RATINGS BAND 0 - 55  
Handicap - 1400m  
29 January 2026 - 15:38  
Track Rating: Soft 5, Weather: Fine, Rail Position: +0.5m Entire



Section	Overall	1200m	1000m	800m	600m	400m	200m						
Section Times	1:24.01 [6] (0:14.15)	1:09.86 [8] (0:11.34)	0:58.52 [8] (0:11.46)	0:47.06 [8] (0:11.74)	0:35.32 [7] (0:11.33)	0:23.99 [5] (0:11.53)	0:12.46 [5] (0:12.46)						
Average Speed [km/h]	50.9	63.6	63.5	63.0	63.6	62.5	58.4						
Top Speed [km/h]	63.3	64.8	66.0	63.5	64.9	64.0	61.4						
Avg. Dist. to Rail [m]	27.6	2.2	1.7	3.2	6.4	8.7	9.4						
Avg. Stride Freq. [Hz]	1.9	2.3	2.3	2.3	2.3	2.3	2.2						
Avg. Stride Length [m]	7.6	7.7	7.6	7.6	7.6	7.7	7.4						





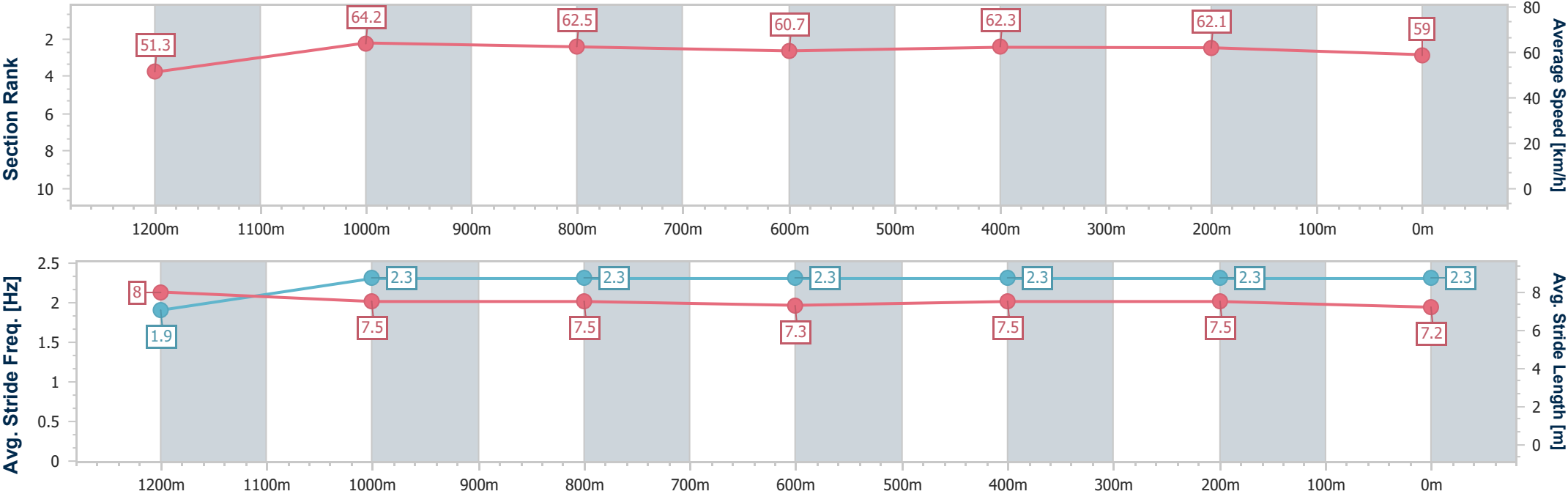
Horse/Jockey Name	The Prophecy
Final Rank	7
Fastest Section Time (Section)	0:11.19 (1200m)
Top Speed [km/h] (Section)	66.4 (Overall)
Race State	Finished



RockhamptonProfessional  
Race 5: WARNER BUILDING GROUP RATINGS BAND 0 - 55  
Handicap - 1400m  
29 January 2026 - 15:38  
Track Rating: Soft 5, Weather: Fine, Rail Position: +0.5m Entire



Section	Overall	1200m	1000m	800m	600m	400m	200m						
Section Times	1:24.11 [7] (0:14.03)	1:10.08 [6] (0:11.19)	0:58.89 [6] (0:11.48)	0:47.41 [6] (0:11.89)	0:35.52 [6] (0:11.58)	0:23.94 [8] (0:11.62)	0:12.32 [7] (0:12.32)						
Average Speed [km/h]	51.3	64.2	62.5	60.7	62.3	62.1	59.0						
Top Speed [km/h]	66.4	65.1	64.0	63.0	63.2	63.3	61.0						
Avg. Dist. to Rail [m]	23.7	0.8	0.7	0.7	2.1	3.5	4.3						
Avg. Stride Freq. [Hz]	1.9	2.3	2.3	2.3	2.3	2.3	2.3						
Avg. Stride Length [m]	8.0	7.5	7.5	7.3	7.5	7.5	7.2						





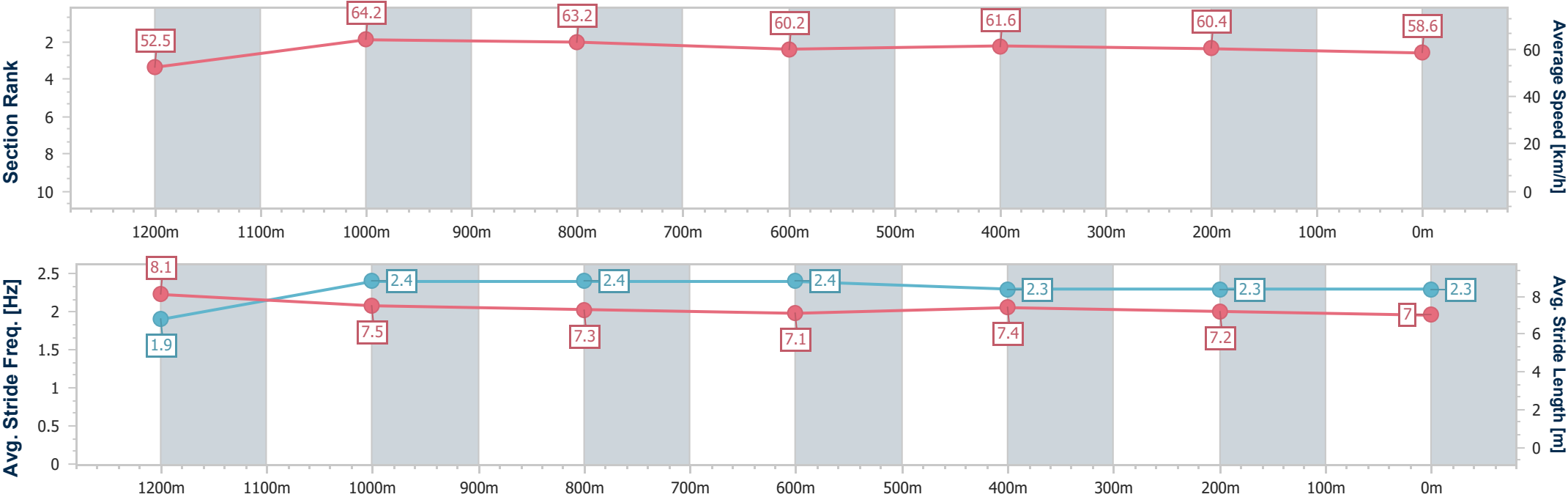
Horse/Jockey Name	Making History
Final Rank	8
Fastest Section Time (Section)	0:11.22 (1200m)
Top Speed [km/h] (Section)	64.6 (1000m)
Race State	Finished



RockhamptonProfessional  
Race 5: WARNER BUILDING GROUP RATINGS BAND 0 - 55  
Handicap - 1400m  
29 January 2026 - 15:38  
Track Rating: Soft 5, Weather: Fine, Rail Position: +0.5m Entire



Section	Overall	1200m	1000m	800m	600m	400m	200m						
Section Times	1:24.41 [8] (0:13.73)	1:10.68 [4] (0:11.22)	0:59.46 [3] (0:11.35)	0:48.11 [3] (0:12.05)	0:36.06 [4] (0:11.72)	0:24.34 [6] (0:11.88)	0:12.46 [9] (0:12.46)						
Average Speed [km/h]	52.5	64.2	63.2	60.2	61.6	60.4	58.6						
Top Speed [km/h]	64.4	64.5	64.6	63.2	62.9	62.7	59.3						
Avg. Dist. to Rail [m]	5.0	0.7	0.5	1.2	2.1	2.9	5.8						
Avg. Stride Freq. [Hz]	1.9	2.4	2.4	2.4	2.3	2.3	2.3						
Avg. Stride Length [m]	8.1	7.5	7.3	7.1	7.4	7.2	7.0						





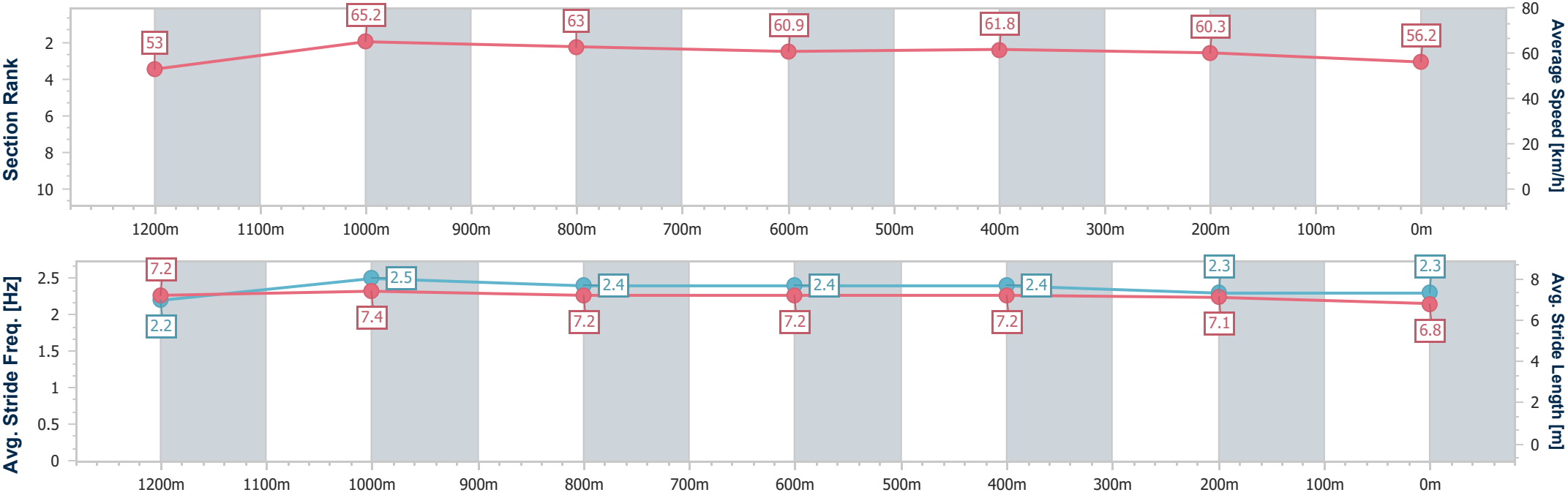
Horse/Jockey Name	Ain't Nobody
Final Rank	9
Fastest Section Time (Section)	0:11.10 (1200m)
Top Speed [km/h] (Section)	65.7 (1200m)
Race State	Finished



RockhamptonProfessional  
Race 5: WARNER BUILDING GROUP RATINGS BAND 0 - 55  
Handicap - 1400m  
29 January 2026 - 15:38  
Track Rating: Soft 5, Weather: Fine, Rail Position: +0.5m Entire



Section	Overall	1200m	1000m	800m	600m	400m	200m						
Section Times	1:24.73 [9] (0:13.61)	1:11.12 [1] (0:11.10)	1:00.02 [1] (0:11.41)	0:48.61 [2] (0:12.02)	0:36.59 [2] (0:11.66)	0:24.93 [3] (0:11.94)	0:12.99 [6] (0:12.99)						
Average Speed [km/h]	53.0	65.2	63.0	60.9	61.8	60.3	56.2						
Top Speed [km/h]	65.1	65.7	64.8	61.7	62.6	62.3	58.0						
Avg. Dist. to Rail [m]	17.6	1.7	0.3	1.8	3.0	3.4	4.2						
Avg. Stride Freq. [Hz]	2.2	2.5	2.4	2.4	2.4	2.3	2.3						
Avg. Stride Length [m]	7.2	7.4	7.2	7.2	7.2	7.1	6.8						





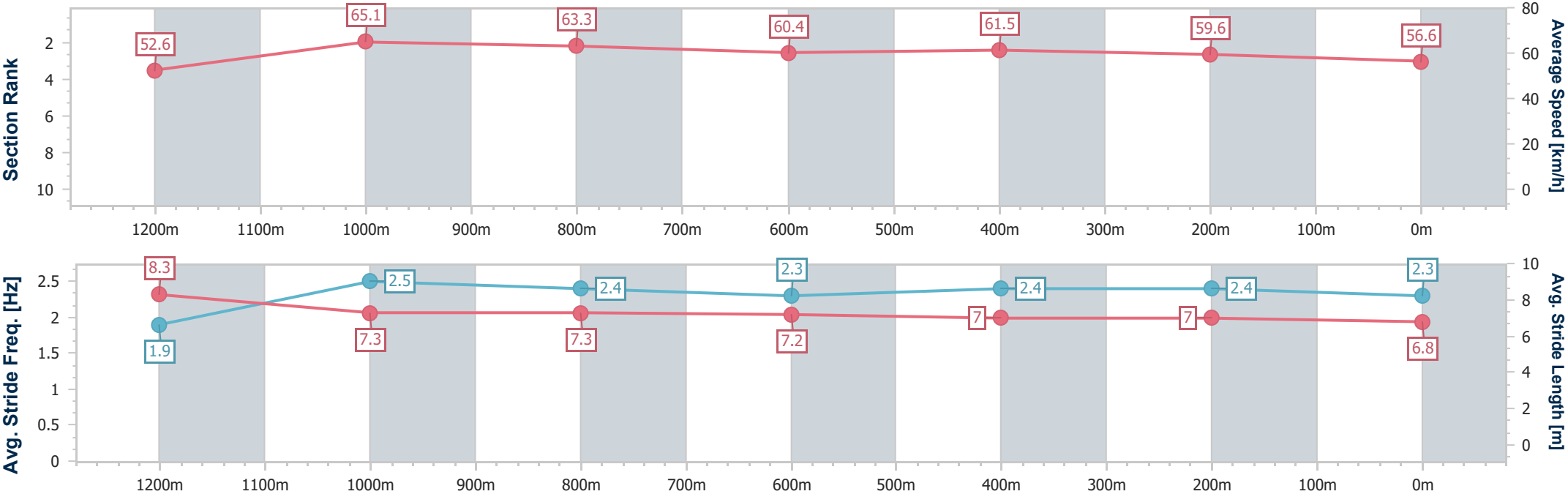
Horse/Jockey Name	Whatta Whitt
Final Rank	10
Fastest Section Time (Section)	0:11.03 (1200m)
Top Speed [km/h] (Section)	66.1 (1200m)
Race State	Finished



RockhamptonProfessional  
Race 5: WARNER BUILDING GROUP RATINGS BAND 0 - 55  
Handicap - 1400m  
29 January 2026 - 15:38  
Track Rating: Soft 5, Weather: Fine, Rail Position: +0.5m Entire



Section	Overall	1200m	1000m	800m	600m	400m	200m						
Section Times	1:24.78 [10] (0:13.71)	1:11.07 [3] (0:11.03)	1:00.04 [2] (0:11.34)	0:48.70 [1] (0:12.00)	0:36.70 [1] (0:11.70)	0:25.00 [2] (0:12.06)	0:12.94 [8] (0:12.94)						
Average Speed [km/h]	52.6	65.1	63.3	60.4	61.5	59.6	56.6						
Top Speed [km/h]	65.0	66.1	64.8	61.6	62.4	62.0	58.0						
Avg. Dist. to Rail [m]	6.5	0.3	0.6	0.5	1.7	2.1	2.8						
Avg. Stride Freq. [Hz]	1.9	2.5	2.4	2.3	2.4	2.4	2.3						
Avg. Stride Length [m]	8.3	7.3	7.3	7.2	7.0	7.0	6.8						





Horse/Jockey Name	Bold Blaze
Final Rank	-
Fastest Section Time (Section)	-:--:--
Top Speed [km/h] (Section)	--.-
Race State	DidNotTrack



RockhamptonProfessional  
Race 5: WARNER BUILDING GROUP RATINGS BAND 0 - 55  
Handicap - 1400m  
29 January 2026 - 15:38  
Track Rating: Soft 5, Weather: Fine, Rail Position: +0.5m Entire



Section	Overall	1200m	1000m	800m	600m	400m	200m						
Section Times	-:--:--	-:--:--	-:--:--	-:--:--	-:--:--	-:--:--	-:--:--						
Average Speed [km/h]	--.-	--.-	--.-	--.-	--.-	--.-	--.-						
Top Speed [km/h]	--.-	--.-	--.-	--.-	--.-	--.-	--.-						
Avg. Dist. to Rail [m]	.-	.-	.-	.-	.-	.-	.-						
Avg. Stride Freq. [Hz]	--.-	--.-	--.-	--.-	--.-	--.-	--.-						
Avg. Stride Length [m]	--.-	--.-	--.-	--.-	--.-	--.-	--.-						

[ ] Ranking at each section and finish  
-:--:-- No data available at this section  
NA No data available



# Rockhampton Professional

## Race 6: HIGHGROVE BATHROOMS OPEN Handicap - 1100m

29 January 2026 - 16:18



Track Rating: Soft 5, Weather: Fine, Rail Position: +0.5m Entire

Section		Overall				1000m	800m	600m	400m	200m	Last 600m		
Field Times		1:02.07				0:54.73	0:44.18	0:33.23	0:22.34	0:11.40	0:33.23		
		(0:07.34)				(0:10.55)	(0:10.95)	(0:10.89)	(0:10.94)	(0:11.40)			
Rank	TAB	Horse/Jockey	Barrier	Top Speed [km/h]	Fastest Section						Margin	Distance Travelled [m]	
1	2	MASTER SHOWMAN	3	69.3	0:07.42	1:02.07 [1]	0:54.65 [3]	0:43.72 [3]	0:32.71 [3]	0:22.05 [3]	0:11.33 [2]	1:02.07	0:32.71
		Stephanie Tierney		600m	Overall	(0:07.42)	(0:10.93)	(0:11.01)	(0:10.66)	(0:10.72)	(0:11.33)		
2	4	EARLY FUSION	4	68.9	0:07.37	1:02.37 [2]	0:55.00 [2]	0:44.31 [2]	0:33.22 [2]	0:22.46 [2]	0:11.70 [1]	1.78L	0:33.22 +4
		McKenzie Apel		1000m	Overall	(0:07.37)	(0:10.69)	(0:11.09)	(0:10.76)	(0:10.76)	(0:11.70)		
3	9	UPSTART LEGEND	5	69.1	0:07.56	1:02.53 [3]	0:54.97 [4]	0:43.96 [4]	0:33.09 [4]	0:22.39 [4]	0:11.61 [4]	2.68L	0:33.09 +3
		Chloe Lowe		800m	Overall	(0:07.56)	(0:11.01)	(0:10.87)	(0:10.70)	(0:10.78)	(0:11.61)		
4	7	SCRUB CHAIN	7	68.7	0:07.76	1:02.72 [4]	0:54.96 [6]	0:43.87 [5]	0:33.03 [6]	0:22.36 [6]	0:11.52 [6]	3.83L	0:33.03 +5
		Chris McIver		800m	Overall	(0:07.76)	(0:11.09)	(0:10.84)	(0:10.67)	(0:10.84)	(0:11.52)		
5	8	SIR ROCKET	6	69.2	0:07.88	1:02.89 [5]	0:55.01 [7]	0:43.97 [6]	0:33.29 [5]	0:22.57 [5]	0:11.70 [5]	4.8L	0:33.29 -3
		Fred Larson		800m	Overall	(0:07.88)	(0:11.04)	(0:10.68)	(0:10.72)	(0:10.87)	(0:11.70)		
6	3	STAMPE	8	69.1	0:07.72	1:02.97 [6]	0:55.25 [5]	0:43.87 [7]	0:32.95 [7]	0:22.38 [7]	0:11.61 [7]	5.3L	0:32.95 +4
		Raul Silvera Olivera		600m	Overall	(0:07.72)	(0:11.38)	(0:10.92)	(0:10.57)	(0:10.77)	(0:11.61)		
7	6	RUBUNKAR	1	69.0	0:07.34	1:03.17 [7]	0:55.83 [1]	0:45.28 [1]	0:34.33 [1]	0:23.44 [1]	0:12.40 [3]	6.47L	0:34.33 -4
		Leah Martyn		1000m	Overall	(0:07.34)	(0:10.55)	(0:10.95)	(0:10.89)	(0:11.04)	(0:12.40)		

Scratched: Master Montaro (#1), Pipistrelle (#5)



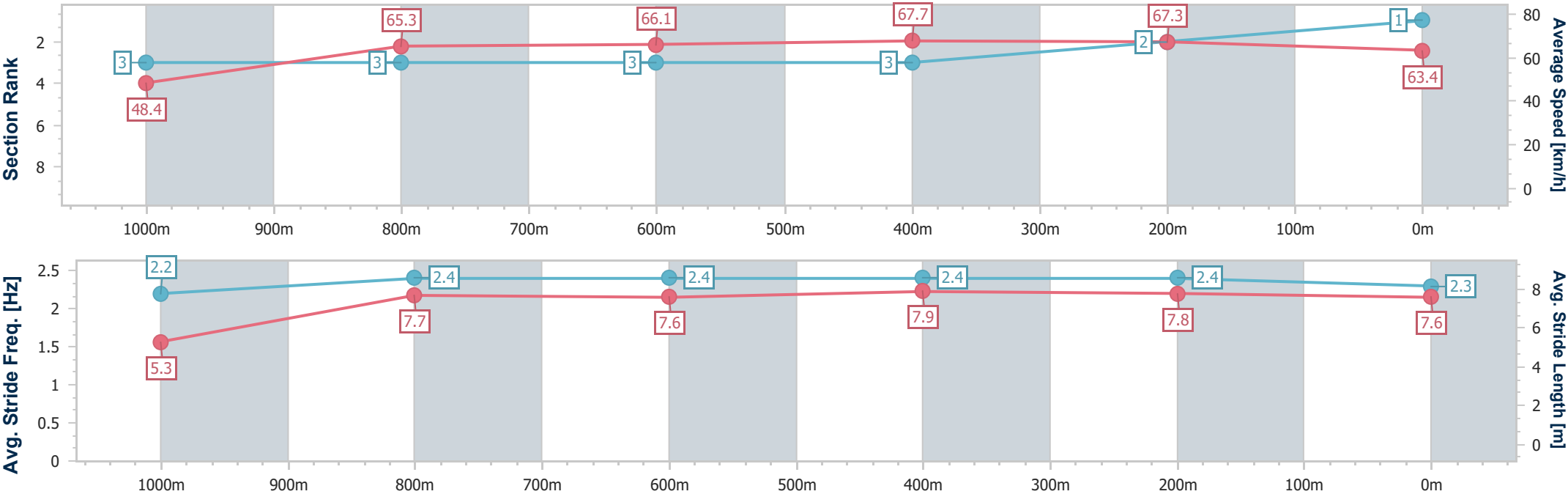
Horse/Jockey Name	Master Showman
Final Rank	1
Fastest Section Time (Section)	0:07.42 (Overall)
Top Speed [km/h] (Section)	69.3 (600m)
Race State	Finished



RockhamptonProfessional  
Race 6: HIGHGROVE BATHROOMS OPEN Handicap - 1100m  
29 January 2026 - 16:18  
Track Rating: Soft 5, Weather: Fine, Rail Position: +0.5m Entire



Section	Overall	1000m	800m	600m	400m	200m							
Section Times	1:02.07 [1] (0:07.42)	0:54.65 [3] (0:10.93)	0:43.72 [3] (0:11.01)	0:32.71 [3] (0:10.66)	0:22.05 [3] (0:10.72)	0:11.33 [2] (0:11.33)							
Average Speed [km/h]	48.4	65.3	66.1	67.7	67.3	63.4							
Top Speed [km/h]	60.5	67.7	68.0	69.3	68.8	67.3							
Avg. Dist. to Rail [m]	4.7	1.5	1.6	3.3	3.5	5.8							
Avg. Stride Freq. [Hz]	2.2	2.4	2.4	2.4	2.4	2.3							
Avg. Stride Length [m]	5.3	7.7	7.6	7.9	7.8	7.6							







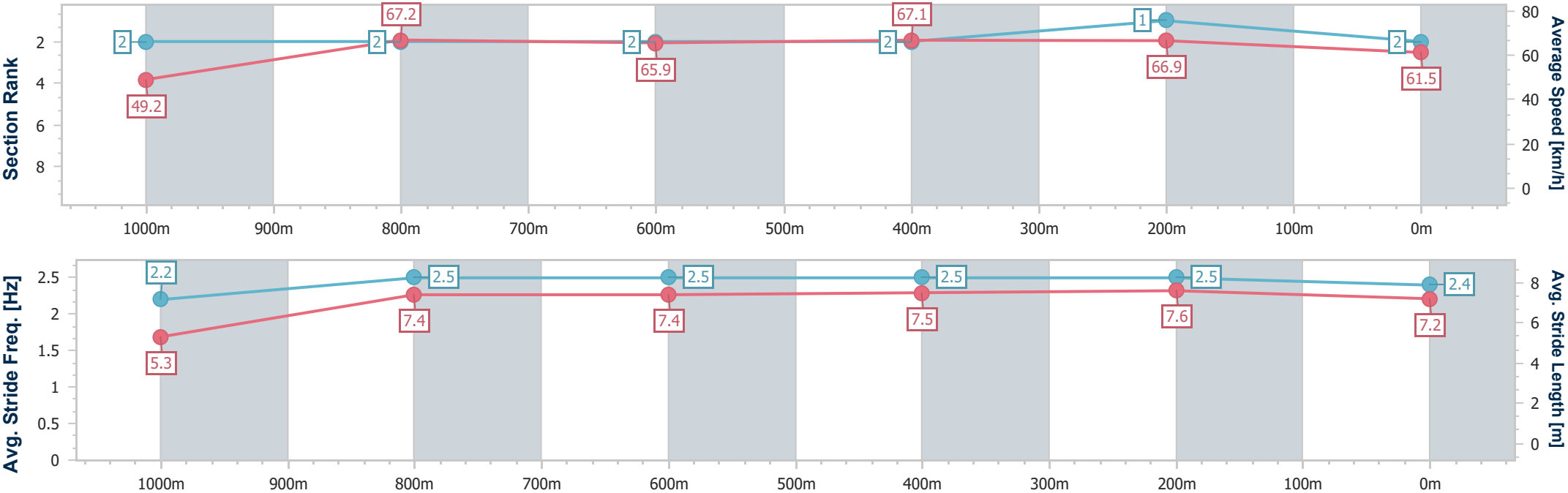
Horse/Jockey Name	Early Fusion
Final Rank	2
Fastest Section Time (Section)	0:07.37 (Overall)
Top Speed [km/h] (Section)	68.9 (1000m)
Race State	Finished



RockhamptonProfessional  
Race 6: HIGHGROVE BATHROOMS OPEN Handicap - 1100m  
29 January 2026 - 16:18  
Track Rating: Soft 5, Weather: Fine, Rail Position: +0.5m Entire



Section	Overall	1000m	800m	600m	400m	200m								
Section Times	1:02.37 [2] (0:07.37)	0:55.00 [2] (0:10.69)	0:44.31 [2] (0:11.09)	0:33.22 [2] (0:10.76)	0:22.46 [2] (0:10.76)	0:11.70 [1] (0:11.70)								
Average Speed [km/h]	49.2	67.2	65.9	67.1	66.9	61.5								
Top Speed [km/h]	63.7	68.9	66.6	67.7	68.5	65.3								
Avg. Dist. to Rail [m]	6.5	1.1	1.9	4.9	4.1	8.5								
Avg. Stride Freq. [Hz]	2.2	2.5	2.5	2.5	2.5	2.4								
Avg. Stride Length [m]	5.3	7.4	7.4	7.5	7.6	7.2								





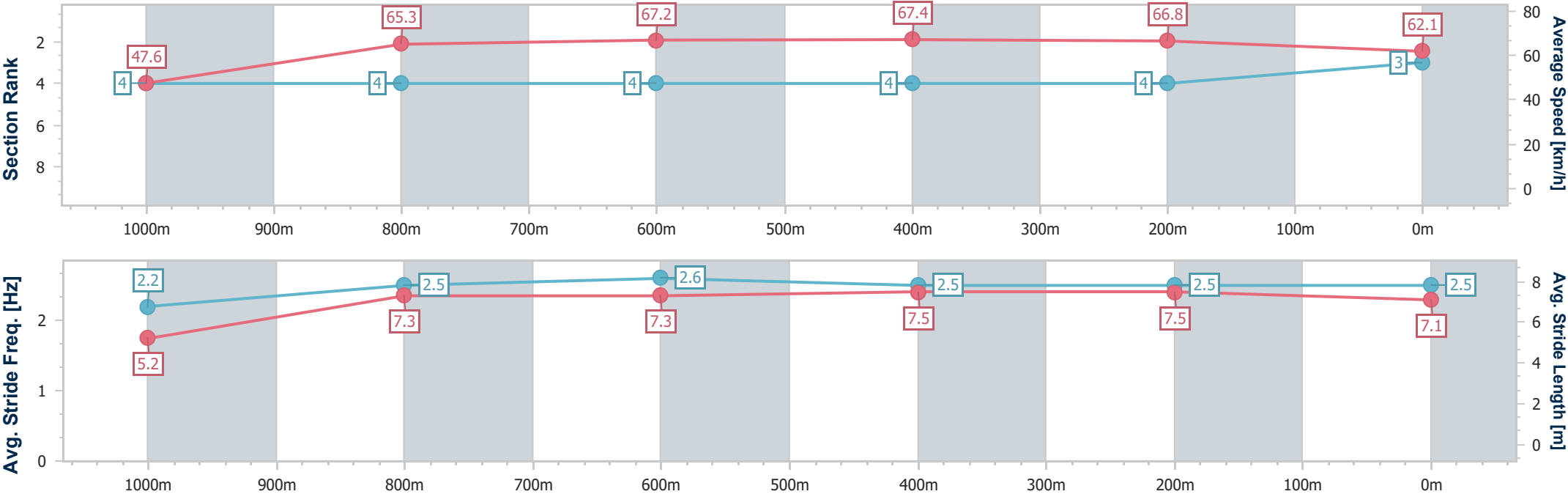
Horse/Jockey Name	Upstart Legend
Final Rank	3
Fastest Section Time (Section)	0:07.56 (Overall)
Top Speed [km/h] (Section)	69.1 (800m)
Race State	Finished



RockhamptonProfessional  
Race 6: HIGHGROVE BATHROOMS OPEN Handicap - 1100m  
29 January 2026 - 16:18  
Track Rating: Soft 5, Weather: Fine, Rail Position: +0.5m Entire



Section	Overall	1000m	800m	600m	400m	200m								
Section Times	1:02.53 [3] (0:07.56)	0:54.97 [4] (0:11.01)	0:43.96 [4] (0:10.87)	0:33.09 [4] (0:10.70)	0:22.39 [4] (0:10.78)	0:11.61 [4] (0:11.61)								
Average Speed [km/h]	47.6	65.3	67.2	67.4	66.8	62.1								
Top Speed [km/h]	61.1	67.9	69.1	68.2	67.8	64.8								
Avg. Dist. to Rail [m]	7.1	1.1	2.0	4.1	4.5	6.5								
Avg. Stride Freq. [Hz]	2.2	2.5	2.6	2.5	2.5	2.5								
Avg. Stride Length [m]	5.2	7.3	7.3	7.5	7.5	7.1								





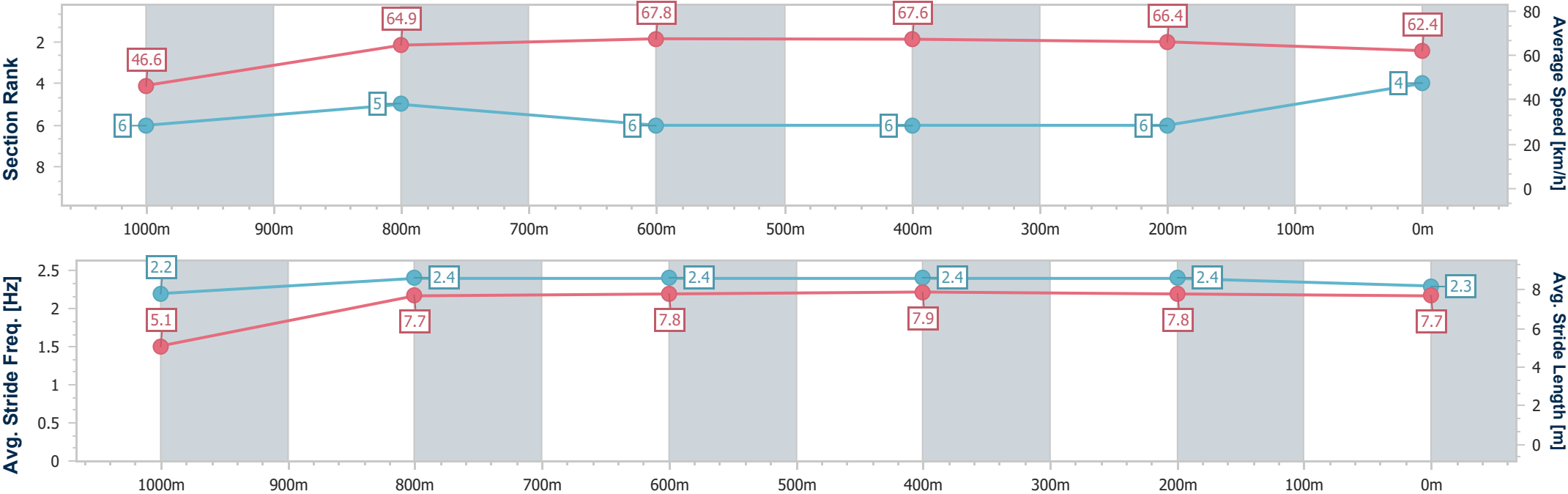
Horse/Jockey Name	Scrub Chain
Final Rank	4
Fastest Section Time (Section)	0:07.76 (Overall)
Top Speed [km/h] (Section)	68.7 (800m)
Race State	Finished



RockhamptonProfessional  
Race 6: HIGHGROVE BATHROOMS OPEN Handicap - 1100m  
29 January 2026 - 16:18  
Track Rating: Soft 5, Weather: Fine, Rail Position: +0.5m Entire



Section	Overall	1000m	800m	600m	400m	200m								
Section Times	1:02.72 [4] (0:07.76)	0:54.96 [6] (0:11.09)	0:43.87 [5] (0:10.84)	0:33.03 [6] (0:10.67)	0:22.36 [6] (0:10.84)	0:11.52 [6] (0:11.52)								
Average Speed [km/h]	46.6	64.9	67.8	67.6	66.4	62.4								
Top Speed [km/h]	62.3	68.5	68.7	68.4	67.9	65.5								
Avg. Dist. to Rail [m]	8.4	0.7	2.4	4.1	5.3	8.0								
Avg. Stride Freq. [Hz]	2.2	2.4	2.4	2.4	2.4	2.3								
Avg. Stride Length [m]	5.1	7.7	7.8	7.9	7.8	7.7								





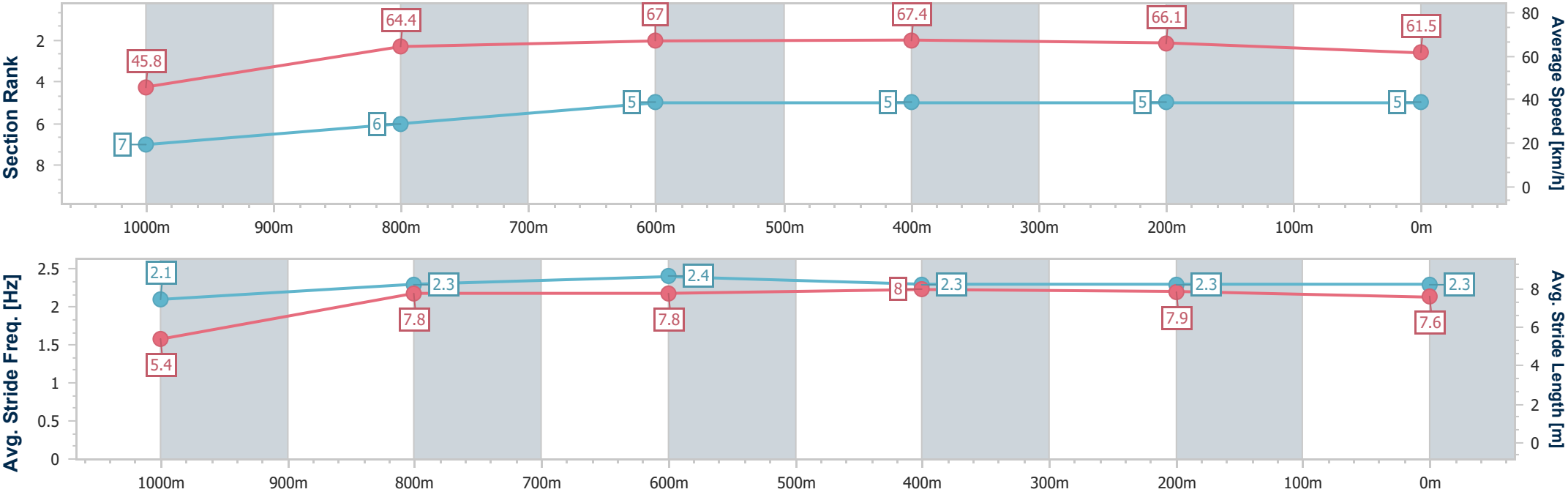
Horse/Jockey Name	Sir Rocket
Final Rank	5
Fastest Section Time (Section)	0:07.88 (Overall)
Top Speed [km/h] (Section)	69.2 (800m)
Race State	Finished



RockhamptonProfessional  
Race 6: HIGHGROVE BATHROOMS OPEN Handicap - 1100m  
29 January 2026 - 16:18  
Track Rating: Soft 5, Weather: Fine, Rail Position: +0.5m Entire



Section	Overall	1000m	800m	600m	400m	200m								
Section Times	1:02.89 [5] (0:07.88)	0:55.01 [7] (0:11.04)	0:43.97 [6] (0:10.68)	0:33.29 [5] (0:10.72)	0:22.57 [5] (0:10.87)	0:11.70 [5] (0:11.70)								
Average Speed [km/h]	45.8	64.4	67.0	67.4	66.1	61.5								
Top Speed [km/h]	62.8	67.2	69.2	68.4	68.2	63.9								
Avg. Dist. to Rail [m]	6.3	1.7	1.4	1.8	2.5	3.5								
Avg. Stride Freq. [Hz]	2.1	2.3	2.4	2.3	2.3	2.3								
Avg. Stride Length [m]	5.4	7.8	7.8	8.0	7.9	7.6								





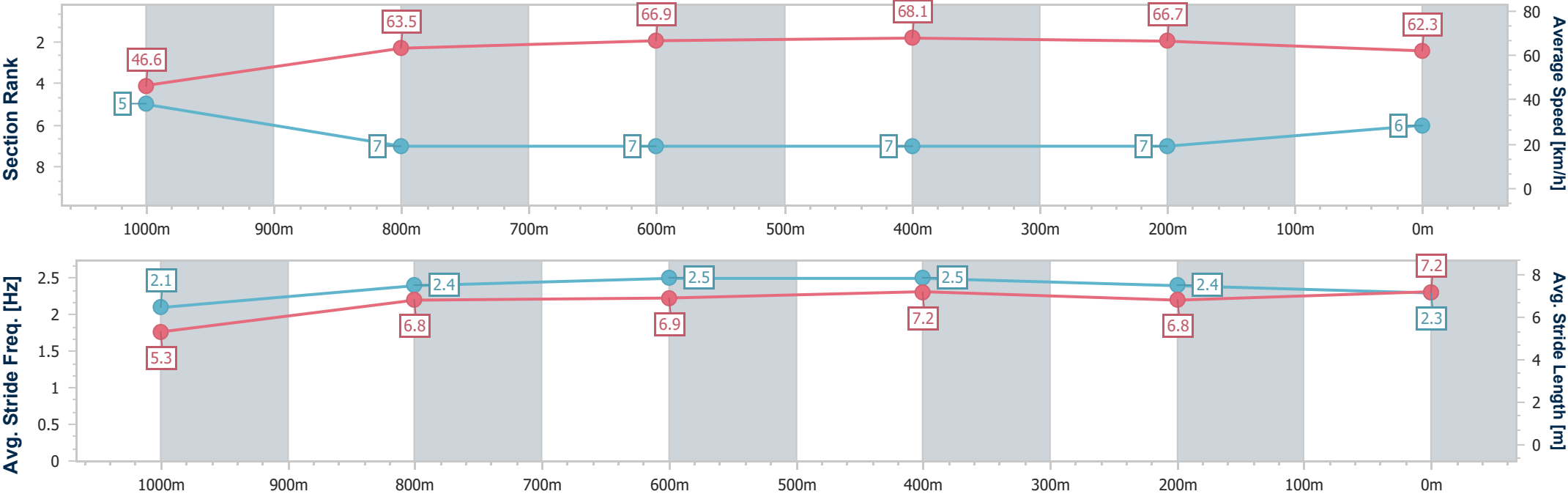
Horse/Jockey Name	Stampe
Final Rank	6
Fastest Section Time (Section)	0:07.72 (Overall)
Top Speed [km/h] (Section)	69.1 (600m)
Race State	Finished



RockhamptonProfessional  
Race 6: HIGHGROVE BATHROOMS OPEN Handicap - 1100m  
29 January 2026 - 16:18  
Track Rating: Soft 5, Weather: Fine, Rail Position: +0.5m Entire



Section	Overall	1000m	800m	600m	400m	200m								
Section Times	1:02.97 [6] (0:07.72)	0:55.25 [5] (0:11.38)	0:43.87 [7] (0:10.92)	0:32.95 [7] (0:10.57)	0:22.38 [7] (0:10.77)	0:11.61 [7] (0:11.61)								
Average Speed [km/h]	46.6	63.5	66.9	68.1	66.7	62.3								
Top Speed [km/h]	59.0	65.7	67.9	69.1	68.8	65.2								
Avg. Dist. to Rail [m]	10.0	1.5	1.6	4.8	7.1	9.6								
Avg. Stride Freq. [Hz]	2.1	2.4	2.5	2.5	2.4	2.3								
Avg. Stride Length [m]	5.3	6.8	6.9	7.2	6.8	7.2								





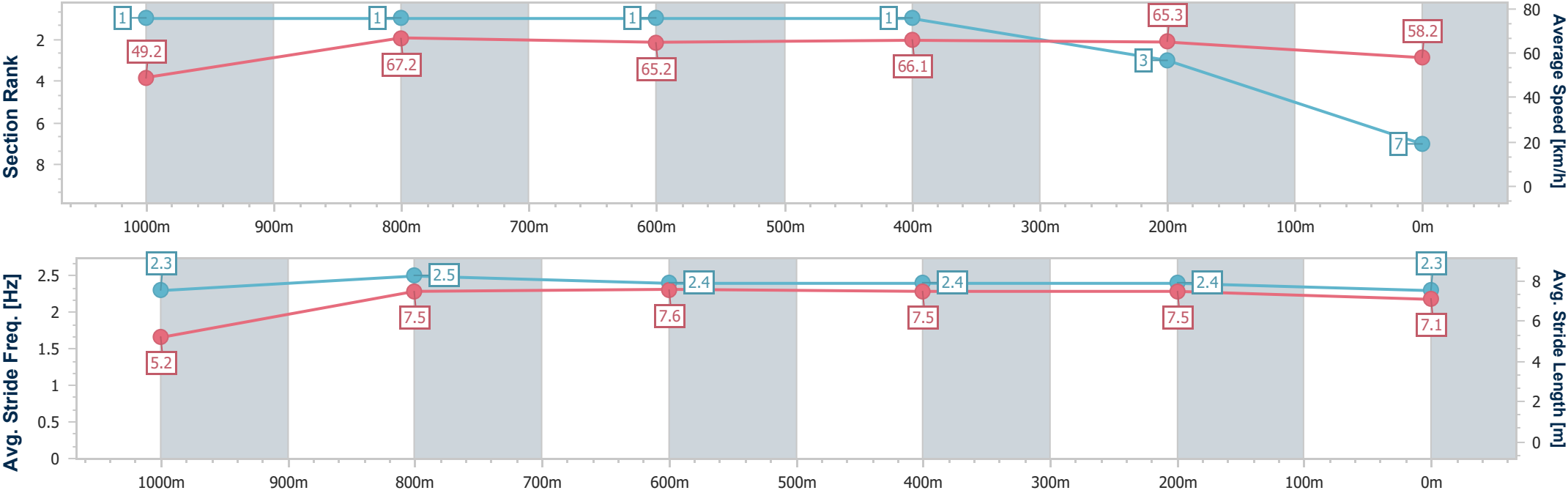
Horse/Jockey Name	Rubunkar
Final Rank	7
Fastest Section Time (Section)	0:07.34 (Overall)
Top Speed [km/h] (Section)	69.0 (1000m)
Race State	Finished



RockhamptonProfessional  
Race 6: HIGHGROVE BATHROOMS OPEN Handicap - 1100m  
29 January 2026 - 16:18  
Track Rating: Soft 5, Weather: Fine, Rail Position: +0.5m Entire



Section	Overall	1000m	800m	600m	400m	200m								
Section Times	1:03.17 [7] (0:07.34)	0:55.83 [1] (0:10.55)	0:45.28 [1] (0:10.95)	0:34.33 [1] (0:10.89)	0:23.44 [1] (0:11.04)	0:12.40 [3] (0:12.40)								
Average Speed [km/h]	49.2	67.2	65.2	66.1	65.3	58.2								
Top Speed [km/h]	63.4	69.0	67.9	68.2	68.1	61.8								
Avg. Dist. to Rail [m]	4.0	2.2	1.6	1.9	2.0	2.5								
Avg. Stride Freq. [Hz]	2.3	2.5	2.4	2.4	2.4	2.3								
Avg. Stride Length [m]	5.2	7.5	7.6	7.5	7.5	7.1								





# Rockhampton Professional

## Race 7: LINCON HIRE AND SALES Class 2 Handicap - 1050m

29 January 2026 - 16:53



Track Rating: Soft 5, Weather: Fine, Rail Position: +0.5m Entire

Section		Overall				1000m	800m	600m	400m	200m	Last 600m		
Field Times		0:59.65 (0:04.39)				0:55.26 (0:11.05)	0:44.21 (0:11.08)	0:33.13 (0:10.87)	0:22.26 (0:10.84)	0:11.42 (0:11.42)	0:33.13		
Rank	TAB	Horse/Jockey	Barrier	Top Speed [km/h]	Fastest Section							Margin	Distance Travelled [m]
1	5	DETERMINATION	3	69.2	0:04.60	0:59.65 [1]	0:55.05 [5]	0:43.61 [6]	0:32.57 [6]	0:21.96 [4]	0:11.22 [5]	0:59.65	0:32.57
		Warwick Satherley		600m	Overall	(0:04.60)	(0:11.44)	(0:11.04)	(0:10.61)	(0:10.74)	(0:11.22)		
2	3	MELO MELO KAVA	4	68.5	0:04.65	0:59.69 [2]	0:55.04 [6]	0:43.93 [4]	0:32.88 [3]	0:22.14 [3]	0:11.32 [2]	0.2L	0:32.88 -2
		Adam Sewell		600m	Overall	(0:04.65)	(0:11.11)	(0:11.05)	(0:10.74)	(0:10.82)	(0:11.32)		
3	2	DALT JAZ	10	68.3	0:04.53	0:59.73 [3]	0:55.20 [3]	0:43.83 [5]	0:32.73 [5]	0:22.00 [6]	0:11.31 [4]	0.45L	0:32.73 +6
		Leah Martyn		600m	Overall	(0:04.53)	(0:11.37)	(0:11.10)	(0:10.73)	(0:10.69)	(0:11.31)		
4	9	KING OF THE VIBE	6	67.7	0:04.39	0:59.84 [4]	0:55.45 [1]	0:44.40 [1]	0:33.26 [2]	0:22.45 [1]	0:11.61 [1]	1.09L	0:33.26 +3
		Raul Silvera Olivera		1000m	Overall	(0:04.39)	(0:11.05)	(0:11.14)	(0:10.81)	(0:10.84)	(0:11.61)		
5	4	CROWN GUINEA	2	69.5	0:04.89	1:00.10 [5]	0:55.21 [9]	0:43.35 [11]	0:32.48 [10]	0:22.01 [9]	0:11.35 [7]	2.63L	0:32.48 +0
		Stephanie Tierney		600m	Overall	(0:04.89)	(0:11.86)	(0:10.87)	(0:10.47)	(0:10.66)	(0:11.35)		
6	10	OFFICE POLITICS	7	69.7	0:04.73	1:00.21 [6]	0:55.48 [8]	0:44.06 [7]	0:33.01 [7]	0:22.47 [7]	0:11.83 [3]	3.26L	0:33.01 +1
		Chris Whiteley		600m	Overall	(0:04.73)	(0:11.42)	(0:11.05)	(0:10.54)	(0:10.64)	(0:11.83)		
7	8	GRAECI	5	70.1	0:05.00	1:00.31 [7]	0:55.31 [11]	0:43.92 [9]	0:32.67 [11]	0:22.08 [11]	0:11.51 [8]	3.84L	0:32.67 +0
		McKenzie Apel		400m	Overall	(0:05.00)	(0:11.39)	(0:11.25)	(0:10.59)	(0:10.57)	(0:11.51)		
8	12	PARTY FOR US	1	69.7	0:04.97	1:00.31 [8]	0:55.34 [10]	0:43.90 [10]	0:32.86 [9]	0:22.18 [10]	0:11.44 [10]	3.88L	0:32.86 -2
		Fred Larson		400m	Overall	(0:04.97)	(0:11.44)	(0:11.04)	(0:10.68)	(0:10.74)	(0:11.44)		
9	6	HOT TORQUE INVEGAS	8	69.6	0:04.51	1:00.46 [9]	0:55.95 [2]	0:44.84 [3]	0:33.56 [4]	0:22.75 [5]	0:11.74 [6]	4.72L	0:33.56 +7
		Cody Collis		1000m	Overall	(0:04.51)	(0:11.11)	(0:11.28)	(0:10.81)	(0:11.01)	(0:11.74)		
10	1	LA PETITE MAISON	11	69.4	0:04.66	1:01.04 [10]	0:56.38 [7]	0:44.87 [8]	0:33.65 [8]	0:23.07 [8]	0:12.15 [11]	8.13L	0:33.65 +7
		Tasha Chambers		600m	Overall	(0:04.66)	(0:11.51)	(0:11.22)	(0:10.58)	(0:10.92)	(0:12.15)		

Scratched: Rum Rumble (#7)



# Rockhampton Professional

## Race 7: LINCON HIRE AND SALES Class 2 Handicap - 1050m

29 January 2026 - 16:53



Track Rating: Soft 5, Weather: Fine, Rail Position: +0.5m Entire

Section						Overall	1000m	800m	600m	400m	200m	Last 600m		
Field Times						0:59.65 (0:04.39)	0:55.26 (0:11.05)	0:44.21 (0:11.08)	0:33.13 (0:10.87)	0:22.26 (0:10.84)	0:11.42 (0:11.42)	0:33.13		
Rank	TAB	Horse/Jockey	Barrier	Top Speed [km/h]	Fastest Section						Margin	Distance Travelled [m]		
11	11	GRUMPYOLDCOL	9	68.9	0:04.58	1:01.64 [11]	0:57.06 [4]	0:46.17 [2]	0:35.12 [1]	0:24.16 [2]	0:12.84 [9]	11.66L	0:35.12	+5
		Chris McIver		1000m	Overall	(0:04.58)	(0:10.89)	(0:11.05)	(0:10.96)	(0:11.32)	(0:12.84)			

Scratched: Rum Rumble (#7)





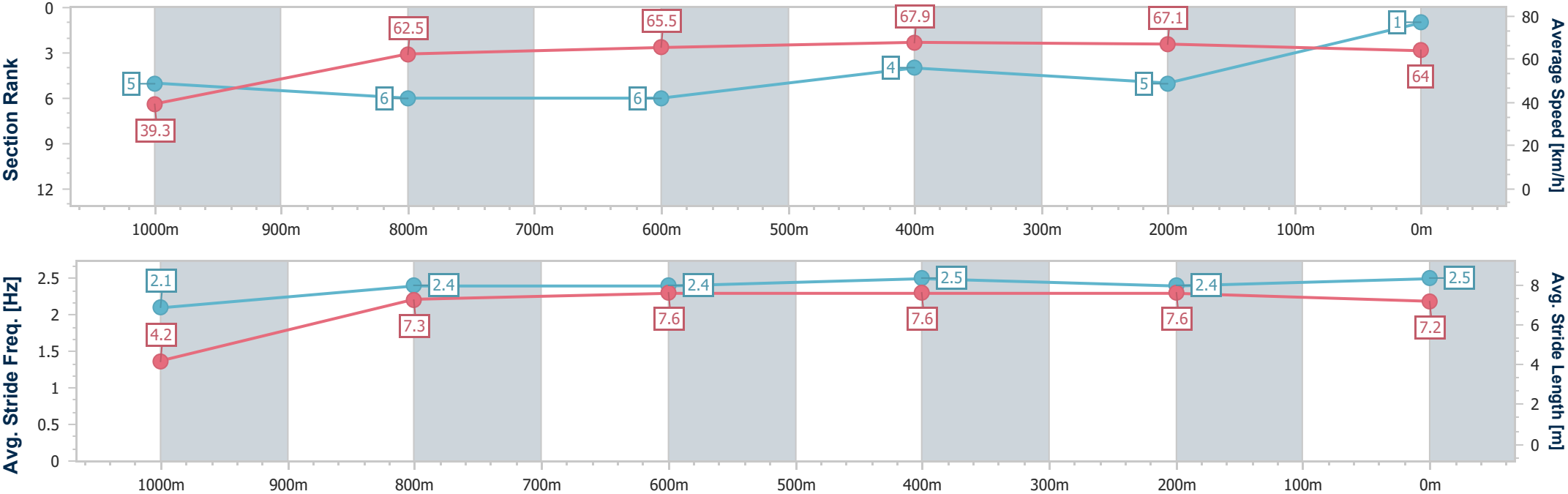
Horse/Jockey Name	Determination
Final Rank	1
Fastest Section Time (Section)	0:04.60 (Overall)
Top Speed [km/h] (Section)	69.2 (600m)
Race State	Finished



RockhamptonProfessional  
Race 7: LINCON HIRE AND SALES Class 2 Handicap - 1050m  
29 January 2026 - 16:53  
Track Rating: Soft 5, Weather: Fine, Rail Position: +0.5m Entire



Section	Overall	1000m	800m	600m	400m	200m								
Section Times	0:59.65 [1] (0:04.60)	0:55.05 [5] (0:11.44)	0:43.61 [6] (0:11.04)	0:32.57 [6] (0:10.61)	0:21.96 [4] (0:10.74)	0:11.22 [5] (0:11.22)								
Average Speed [km/h]	39.3	62.5	65.5	67.9	67.1	64.0								
Top Speed [km/h]	55.4	66.2	66.2	69.2	67.8	66.9								
Avg. Dist. to Rail [m]	5.4	1.3	1.1	3.0	2.6	3.9								
Avg. Stride Freq. [Hz]	2.1	2.4	2.4	2.5	2.4	2.5								
Avg. Stride Length [m]	4.2	7.3	7.6	7.6	7.6	7.2								





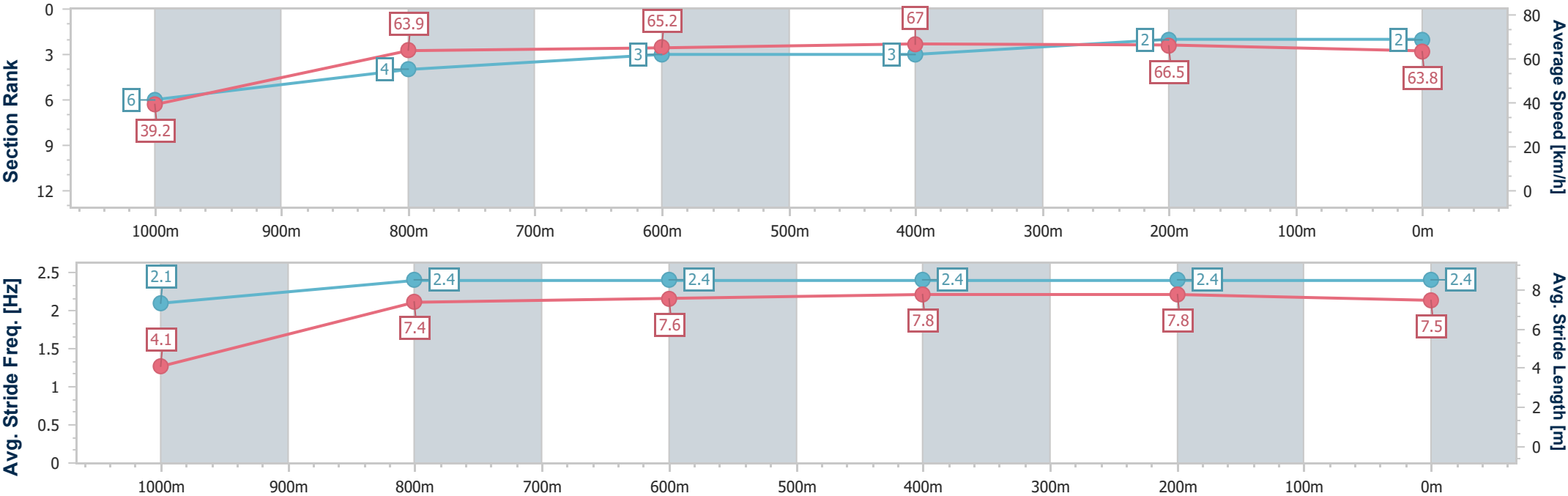
Horse/Jockey Name	Melo Melo Kava
Final Rank	2
Fastest Section Time (Section)	0:04.65 (Overall)
Top Speed [km/h] (Section)	68.5 (600m)
Race State	Finished



RockhamptonProfessional  
Race 7: LINCON HIRE AND SALES Class 2 Handicap - 1050m  
29 January 2026 - 16:53  
Track Rating: Soft 5, Weather: Fine, Rail Position: +0.5m Entire



Section	Overall	1000m	800m	600m	400m	200m								
Section Times	0:59.69 [2] (0:04.65)	0:55.04 [6] (0:11.11)	0:43.93 [4] (0:11.05)	0:32.88 [3] (0:10.74)	0:22.14 [3] (0:10.82)	0:11.32 [2] (0:11.32)								
Average Speed [km/h]	39.2	63.9	65.2	67.0	66.5	63.8								
Top Speed [km/h]	57.7	66.2	66.0	68.5	68.1	65.4								
Avg. Dist. to Rail [m]	6.6	2.3	1.4	1.8	2.8	4.5								
Avg. Stride Freq. [Hz]	2.1	2.4	2.4	2.4	2.4	2.4								
Avg. Stride Length [m]	4.1	7.4	7.6	7.8	7.8	7.5								





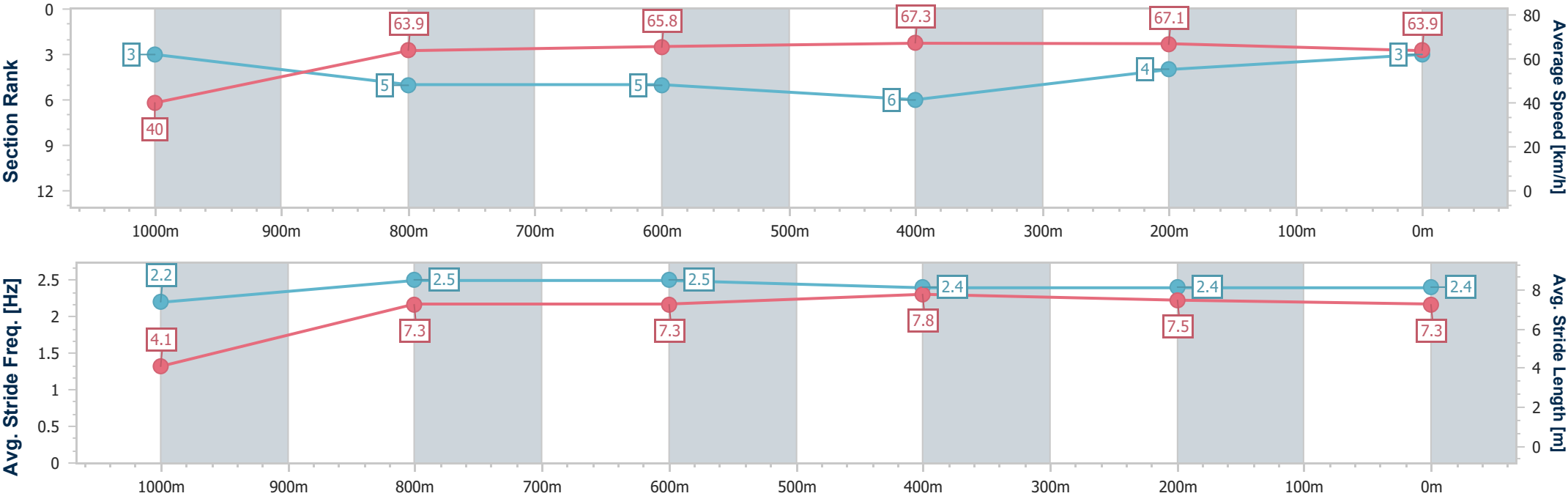
Horse/Jockey Name	Dalt Jaz
Final Rank	3
Fastest Section Time (Section)	0:04.53 (Overall)
Top Speed [km/h] (Section)	68.3 (600m)
Race State	Finished



RockhamptonProfessional  
Race 7: LINCON HIRE AND SALES Class 2 Handicap - 1050m  
29 January 2026 - 16:53  
Track Rating: Soft 5, Weather: Fine, Rail Position: +0.5m Entire



Section	Overall	1000m	800m	600m	400m	200m								
Section Times	0:59.73 [3] (0:04.53)	0:55.20 [3] (0:11.37)	0:43.83 [5] (0:11.10)	0:32.73 [5] (0:10.73)	0:22.00 [6] (0:10.69)	0:11.31 [4]								
Average Speed [km/h]	40.0	63.9	65.8	67.3	67.1	63.9								
Top Speed [km/h]	55.6	67.2	67.5	68.3	68.3	66.8								
Avg. Dist. to Rail [m]	12.7	3.4	2.0	5.2	6.6	7.4								
Avg. Stride Freq. [Hz]	2.2	2.5	2.5	2.4	2.4	2.4								
Avg. Stride Length [m]	4.1	7.3	7.3	7.8	7.5	7.3								





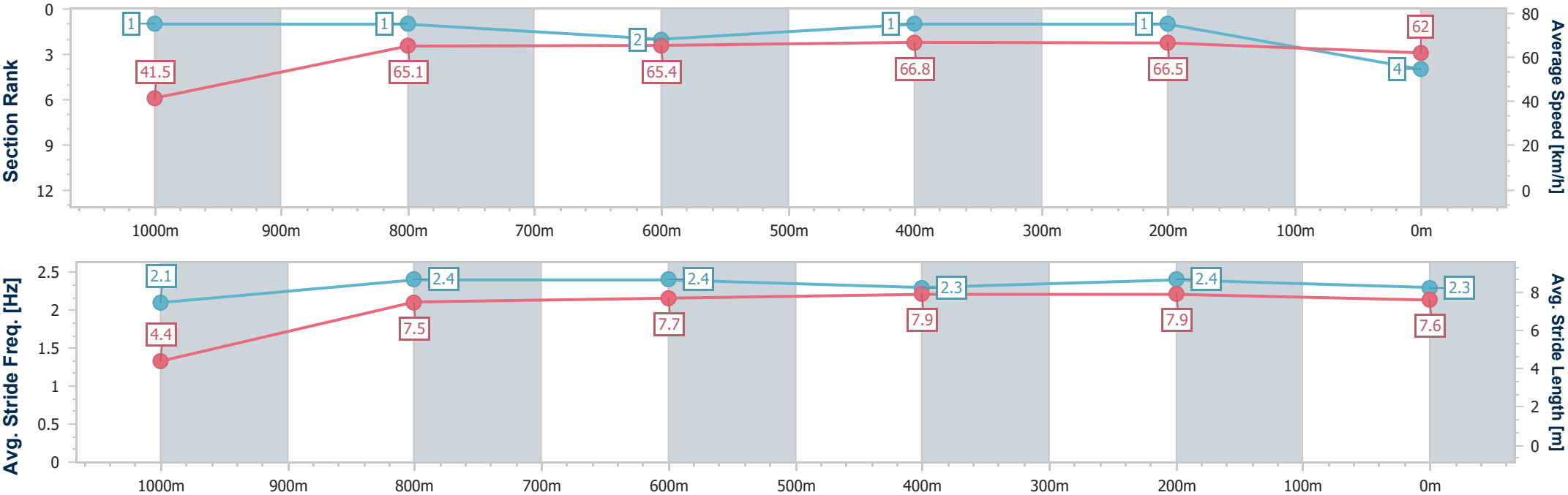
Horse/Jockey Name	King Of The Vibe
Final Rank	4
Fastest Section Time (Section)	0:04.39 (Overall)
Top Speed [km/h] (Section)	67.7 (1000m)
Race State	Finished



RockhamptonProfessional  
Race 7: LINCON HIRE AND SALES Class 2 Handicap - 1050m  
29 January 2026 - 16:53  
Track Rating: Soft 5, Weather: Fine, Rail Position: +0.5m Entire



Section	Overall	1000m	800m	600m	400m	200m								
Section Times	0:59.84 [4] (0:04.39)	0:55.45 [1] (0:11.05)	0:44.40 [1] (0:11.14)	0:33.26 [2] (0:10.81)	0:22.45 [1] (0:10.84)	0:11.61 [1] (0:11.61)								
Average Speed [km/h]	41.5	65.1	65.4	66.8	66.5	62.0								
Top Speed [km/h]	56.5	67.7	66.5	66.9	67.5	65.8								
Avg. Dist. to Rail [m]	9.1	2.0	1.6	1.7	1.9	2.2								
Avg. Stride Freq. [Hz]	2.1	2.4	2.4	2.3	2.4	2.3								
Avg. Stride Length [m]	4.4	7.5	7.7	7.9	7.9	7.6								





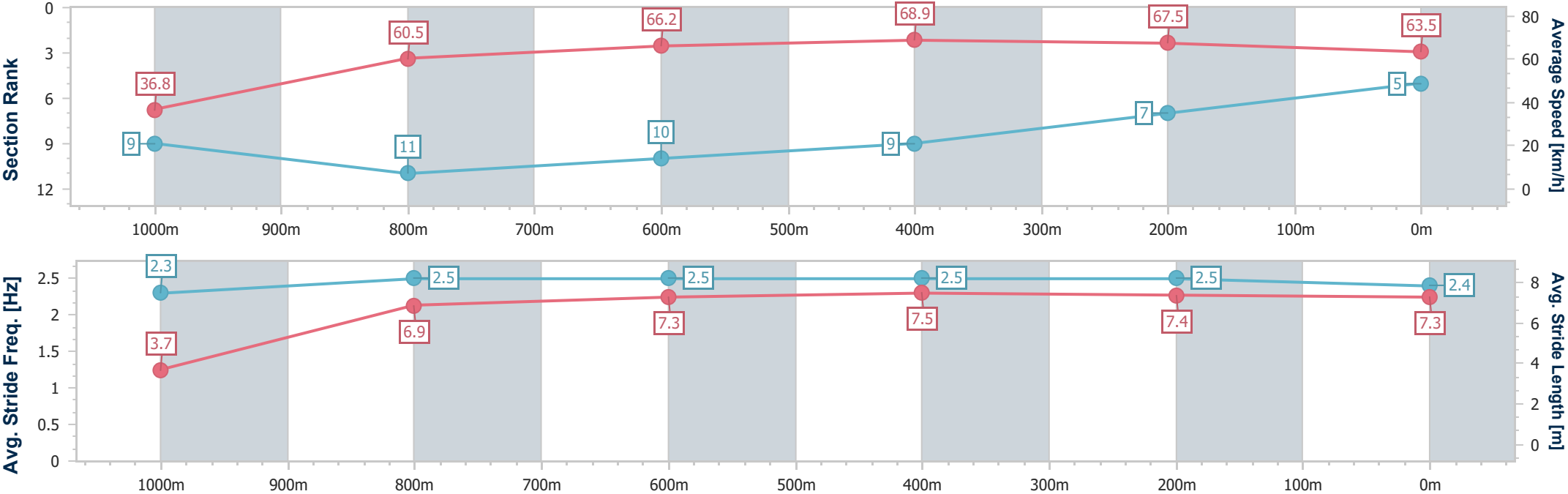
Horse/Jockey Name	Crown Guinea
Final Rank	5
Fastest Section Time (Section)	0:04.89 (Overall)
Top Speed [km/h] (Section)	69.5 (600m)
Race State	Finished



RockhamptonProfessional  
Race 7: LINCON HIRE AND SALES Class 2 Handicap - 1050m  
29 January 2026 - 16:53  
Track Rating: Soft 5, Weather: Fine, Rail Position: +0.5m Entire



Section	Overall	1000m	800m	600m	400m	200m								
Section Times	1:00.10 [5] (0:04.89)	0:55.21 [9] (0:11.86)	0:43.35 [11] (0:10.87)	0:32.48 [10] (0:10.47)	0:22.01 [9] (0:10.66)	0:11.35 [7] (0:11.35)								
Average Speed [km/h]	36.8	60.5	66.2	68.9	67.5	63.5								
Top Speed [km/h]	52.6	64.6	67.7	69.5	69.3	67.7								
Avg. Dist. to Rail [m]	5.2	0.6	0.5	2.0	3.1	3.9								
Avg. Stride Freq. [Hz]	2.3	2.5	2.5	2.5	2.5	2.4								
Avg. Stride Length [m]	3.7	6.9	7.3	7.5	7.4	7.3								





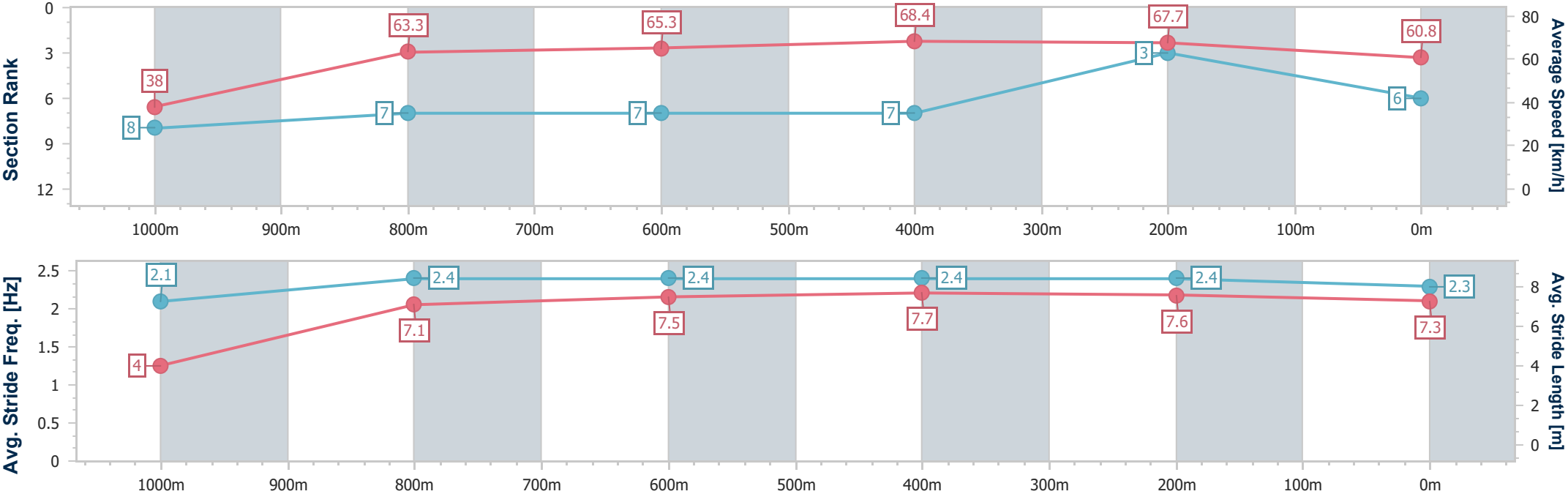
Horse/Jockey Name	Office Politics
Final Rank	6
Fastest Section Time (Section)	0:04.73 (Overall)
Top Speed [km/h] (Section)	69.7 (600m)
Race State	Finished



RockhamptonProfessional  
Race 7: LINCON HIRE AND SALES Class 2 Handicap - 1050m  
29 January 2026 - 16:53  
Track Rating: Soft 5, Weather: Fine, Rail Position: +0.5m Entire



Section	Overall	1000m	800m	600m	400m	200m								
Section Times	1:00.21 [6] (0:04.73)	0:55.48 [8] (0:11.42)	0:44.06 [7] (0:11.05)	0:33.01 [7] (0:10.54)	0:22.47 [7] (0:10.64)	0:11.83 [3] (0:11.83)								
Average Speed [km/h]	38.0	63.3	65.3	68.4	67.7	60.8								
Top Speed [km/h]	53.0	65.9	65.5	69.7	69.5	64.3								
Avg. Dist. to Rail [m]	9.8	2.3	0.5	3.4	6.0	7.2								
Avg. Stride Freq. [Hz]	2.1	2.4	2.4	2.4	2.4	2.3								
Avg. Stride Length [m]	4.0	7.1	7.5	7.7	7.6	7.3								





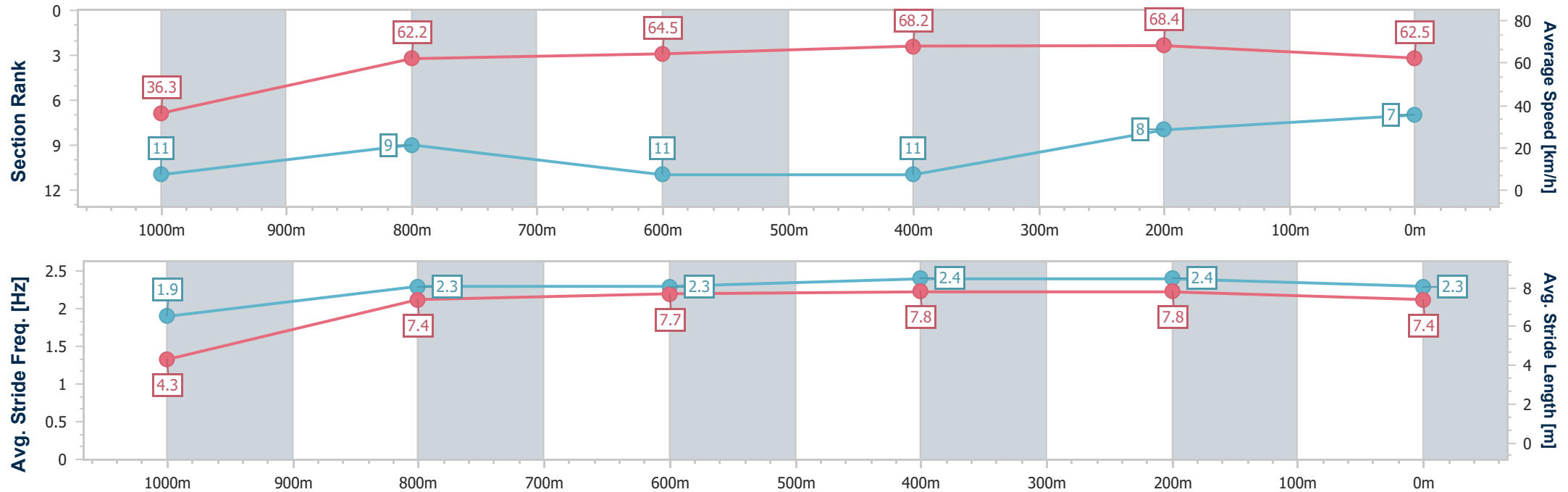
Horse/Jockey Name	Graeci
Final Rank	7
Fastest Section Time (Section)	0:05.00 (Overall)
Top Speed [km/h] (Section)	70.1 (400m)
Race State	Finished



RockhamptonProfessional  
Race 7: LINCON HIRE AND SALES Class 2 Handicap - 1050m  
29 January 2026 - 16:53  
Track Rating: Soft 5, Weather: Fine, Rail Position: +0.5m Entire



Section	Overall	1000m	800m	600m	400m	200m							
Section Times	1:00.31 [7] (0:05.00)	0:55.31 [11] (0:11.39)	0:43.92 [9] (0:11.25)	0:32.67 [11] (0:10.59)	0:22.08 [11] (0:10.57)	0:11.51 [8] (0:11.51)							
Average Speed [km/h]	36.3	62.2	64.5	68.2	68.4	62.5							
Top Speed [km/h]	53.8	64.1	65.8	69.9	70.1	67.0							
Avg. Dist. to Rail [m]	4.6	2.6	2.3	5.7	8.9	10.7							
Avg. Stride Freq. [Hz]	1.9	2.3	2.3	2.4	2.4	2.3							
Avg. Stride Length [m]	4.3	7.4	7.7	7.8	7.8	7.4							





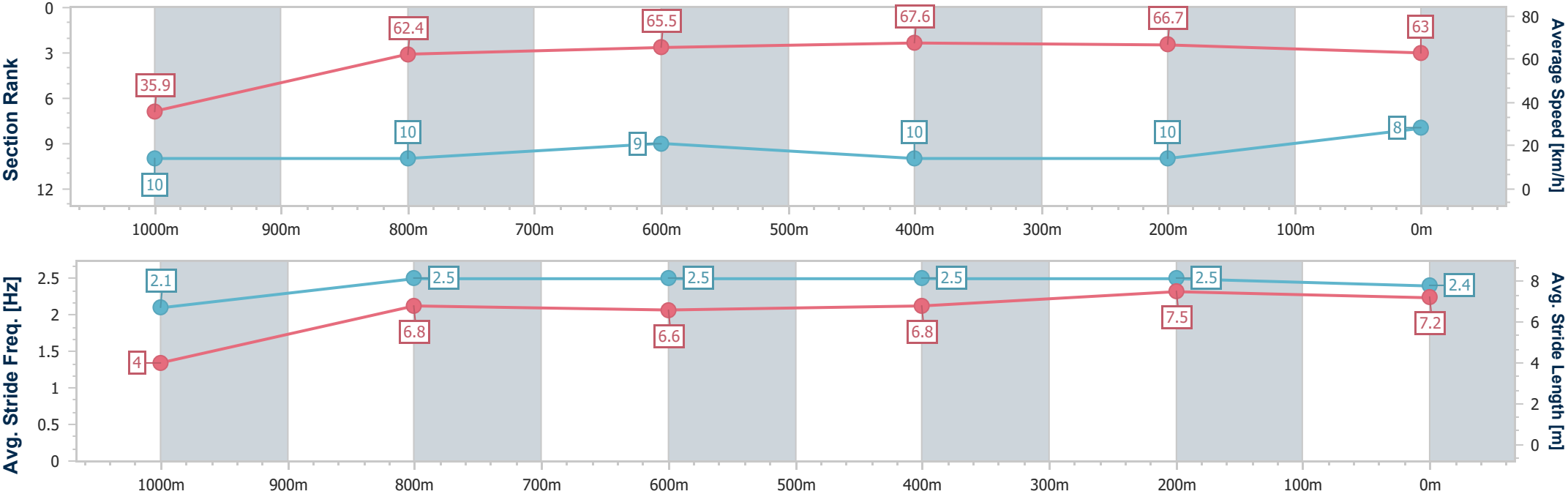
Horse/Jockey Name	Party For Us
Final Rank	8
Fastest Section Time (Section)	0:04.97 (Overall)
Top Speed [km/h] (Section)	69.7 (400m)
Race State	Finished



RockhamptonProfessional  
Race 7: LINCON HIRE AND SALES Class 2 Handicap - 1050m  
29 January 2026 - 16:53  
Track Rating: Soft 5, Weather: Fine, Rail Position: +0.5m Entire



Section	Overall	1000m	800m	600m	400m	200m							
Section Times	1:00.31 [8] (0:04.97)	0:55.34 [10] (0:11.44)	0:43.90 [10] (0:11.04)	0:32.86 [9] (0:10.68)	0:22.18 [10] (0:10.74)	0:11.44 [10] (0:11.44)							
Average Speed [km/h]	35.9	62.4	65.5	67.6	66.7	63.0							
Top Speed [km/h]	54.4	64.6	66.1	69.3	69.7	66.0							
Avg. Dist. to Rail [m]	3.6	1.2	1.0	2.0	2.4	2.1							
Avg. Stride Freq. [Hz]	2.1	2.5	2.5	2.5	2.5	2.4							
Avg. Stride Length [m]	4.0	6.8	6.6	6.8	7.5	7.2							







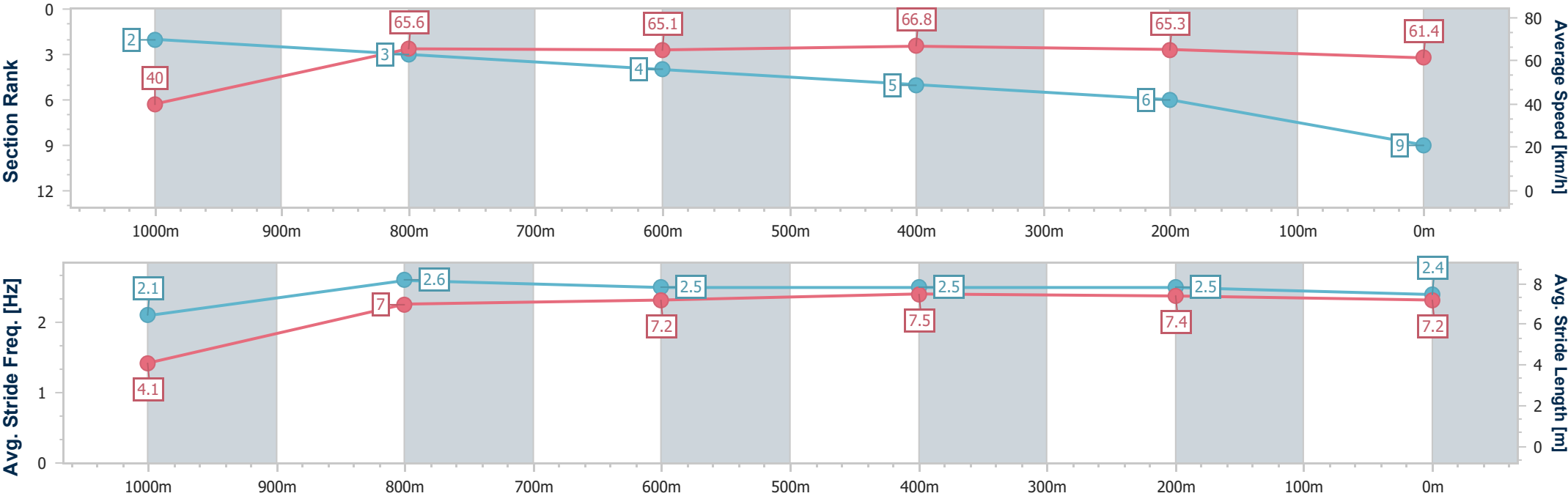
Horse/Jockey Name	Hot Torque Invegas
Final Rank	9
Fastest Section Time (Section)	0:04.51 (Overall)
Top Speed [km/h] (Section)	69.6 (1000m)
Race State	Finished



RockhamptonProfessional  
Race 7: LINCON HIRE AND SALES Class 2 Handicap - 1050m  
29 January 2026 - 16:53  
Track Rating: Soft 5, Weather: Fine, Rail Position: +0.5m Entire



Section	Overall	1000m	800m	600m	400m	200m							
Section Times	1:00.46 [9] (0:04.51)	0:55.95 [2] (0:11.11)	0:44.84 [3] (0:11.28)	0:33.56 [4] (0:10.81)	0:22.75 [5] (0:11.01)	0:11.74 [6] (0:11.74)							
Average Speed [km/h]	40.0	65.6	65.1	66.8	65.3	61.4							
Top Speed [km/h]	56.9	69.6	65.9	67.5	67.1	64.4							
Avg. Dist. to Rail [m]	10.3	3.1	2.7	3.6	4.2	5.8							
Avg. Stride Freq. [Hz]	2.1	2.6	2.5	2.5	2.5	2.4							
Avg. Stride Length [m]	4.1	7.0	7.2	7.5	7.4	7.2							





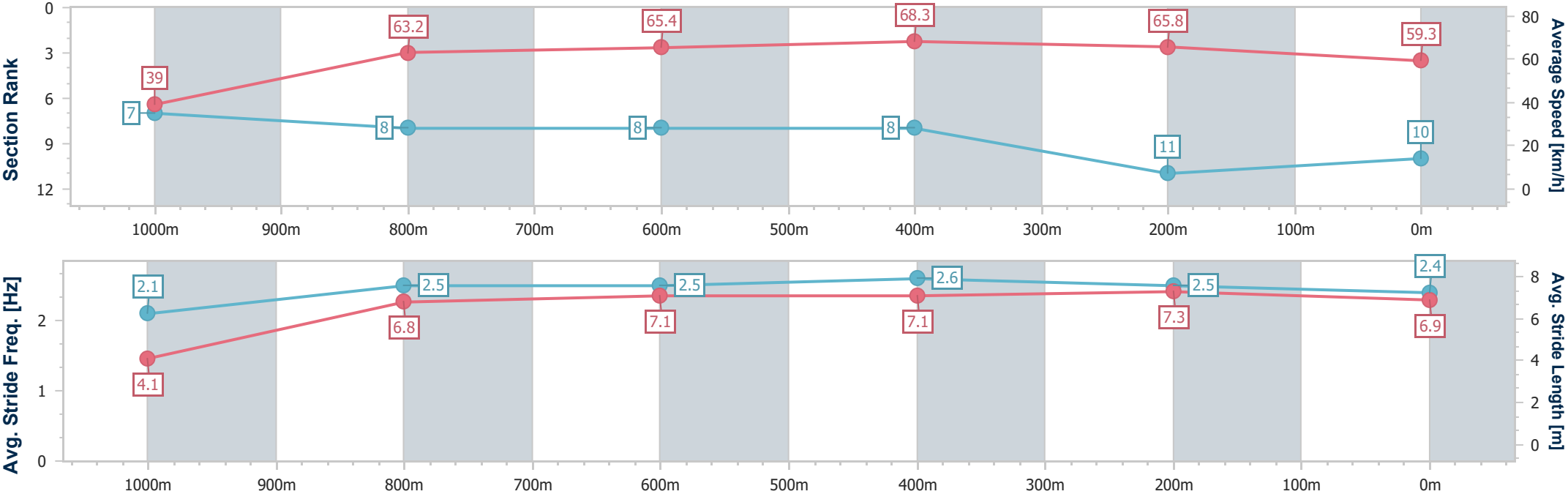
Horse/Jockey Name	La Petite Maison
Final Rank	10
Fastest Section Time (Section)	0:04.66 (Overall)
Top Speed [km/h] (Section)	69.4 (600m)
Race State	Finished



RockhamptonProfessional  
Race 7: LINCON HIRE AND SALES Class 2 Handicap - 1050m  
29 January 2026 - 16:53  
Track Rating: Soft 5, Weather: Fine, Rail Position: +0.5m Entire



Section	Overall	1000m	800m	600m	400m	200m								
Section Times	1:01.04 [10] (0:04.66)	0:56.38 [7] (0:11.51)	0:44.87 [8] (0:11.22)	0:33.65 [8] (0:10.58)	0:23.07 [8] (0:10.92)	0:12.15 [11] (0:12.15)								
Average Speed [km/h]	39.0	63.2	65.4	68.3	65.8	59.3								
Top Speed [km/h]	53.4	64.9	66.0	69.4	68.5	63.3								
Avg. Dist. to Rail [m]	14.6	3.1	2.4	4.2	4.0	6.1								
Avg. Stride Freq. [Hz]	2.1	2.5	2.5	2.6	2.5	2.4								
Avg. Stride Length [m]	4.1	6.8	7.1	7.1	7.3	6.9								





Horse/Jockey Name	Grumpyoldcol
Final Rank	11
Fastest Section Time (Section)	0:04.58 (Overall)
Top Speed [km/h] (Section)	68.9 (1000m)
Race State	Finished



RockhamptonProfessional  
Race 7: LINCON HIRE AND SALES Class 2 Handicap - 1050m  
29 January 2026 - 16:53  
Track Rating: Soft 5, Weather: Fine, Rail Position: +0.5m Entire



Section	Overall	1000m	800m	600m	400m	200m								
Section Times	1:01.64 [11] (0:04.58)	0:57.06 [4] (0:10.89)	0:46.17 [2] (0:11.05)	0:35.12 [1] (0:10.96)	0:24.16 [2] (0:11.32)	0:12.84 [9] (0:12.84)								
Average Speed [km/h]	39.7	66.3	66.4	65.9	63.4	56.1								
Top Speed [km/h]	58.3	68.9	67.8	66.4	65.4	61.6								
Avg. Dist. to Rail [m]	10.6	2.2	2.1	4.1	4.2	5.2								
Avg. Stride Freq. [Hz]	2.2	2.4	2.4	2.3	2.3	2.1								
Avg. Stride Length [m]	4.0	7.6	7.8	7.9	7.8	7.3								

