



**DalbyProfessional**  
**Race 1: THE CRITERION CUP QTIS Three-Year-Old BENCHMARK 60**  
**Handicap - 1200m**  
**30 January 2026 - 14:05**



Track Rating: Good 3, Weather: Fine, Rail Position: +1m 500m-300m, True Remainder

Section						Overall	1000m	800m	600m	400m	200m	Last 600m	
Field Times						1:09.61 (0:13.54)	0:56.07 (0:10.76)	0:45.31 (0:10.79)	0:34.52 (0:11.16)	0:23.36 (0:11.54)	0:11.82 (0:11.82)	0:34.52	
Rank	TAB	Horse/Jockey	Barrier	Top Speed [km/h]	Fastest Section							Margin	Distance Travelled [m]
1	5	EKHIDNA	3	68.0	0:10.74	1:09.61 [1]	0:55.90 [2]	0:45.16 [3]	0:34.34 [2]	0:23.31 [2]	0:11.82 [1]	1:09.61	0:34.34
		Adam Sewell		1000m	1000m	(0:13.71)	(0:10.74)	(0:10.82)	(0:11.03)	(0:11.49)	(0:11.82)		
2	2	MISHANI COMRADE	6	68.4	0:10.76	1:10.11 [2]	0:56.57 [1]	0:45.81 [1]	0:35.02 [1]	0:23.86 [1]	0:12.27 [2]	2.92L	0:35.02 +0
		Olivia Kendal		800m	1000m	(0:13.54)	(0:10.76)	(0:10.79)	(0:11.16)	(0:11.59)	(0:12.27)		
3	7	SECRET CYPHER	5	68.3	0:10.72	1:10.11 [3]	0:56.21 [4]	0:45.47 [4]	0:34.75 [4]	0:23.66 [3]	0:12.16 [3]	2.94L	0:34.75 +5
		Chelsea Baker		800m	800m	(0:13.90)	(0:10.74)	(0:10.72)	(0:11.09)	(0:11.50)	(0:12.16)		
4	10	TRUCK STOP HONEY	7	67.7	0:10.82	1:10.21 [4]	0:55.83 [7]	0:45.01 [7]	0:34.08 [7]	0:23.06 [7]	0:11.65 [7]	3.51L	0:34.08 +0
		Fred Larson		1000m	1000m	(0:14.38)	(0:10.82)	(0:10.93)	(0:11.02)	(0:11.41)	(0:11.65)		
5	3	STRAIGHT BLAST	10	69.3	0:10.54	1:10.21 [5]	0:56.34 [3]	0:45.80 [2]	0:34.88 [3]	0:23.52 [5]	0:11.95 [4]	3.54L	0:34.88 +5
		Montanna Savva		Overall	1000m	(0:13.87)	(0:10.54)	(0:10.92)	(0:11.36)	(0:11.57)	(0:11.95)		
6	1	I'M NELSON	4	68.5	0:10.73	1:10.43 [6]	0:56.47 [5]	0:45.74 [5]	0:35.00 [5]	0:23.84 [4]	0:12.05 [6]	4.79L	0:35.00 +0
		Micheal Hellyer		1000m	1000m	(0:13.96)	(0:10.73)	(0:10.74)	(0:11.16)	(0:11.79)	(0:12.05)		
7	11	MISHANI BREEZE	8	68.6	0:10.71	1:10.51 [7]	0:56.46 [6]	0:45.75 [6]	0:34.89 [6]	0:23.61 [6]	0:12.20 [5]	5.27L	0:34.89 +9
		Reece O'Connell		800m	1000m	(0:14.05)	(0:10.71)	(0:10.86)	(0:11.28)	(0:11.41)	(0:12.20)		

Scratched: Mafiosa (#9), Oh Pretty Emma (#12), Choceclair (#13), Evareadymiss (#8), Stylish Joker (#4), Miss Leana (#6)



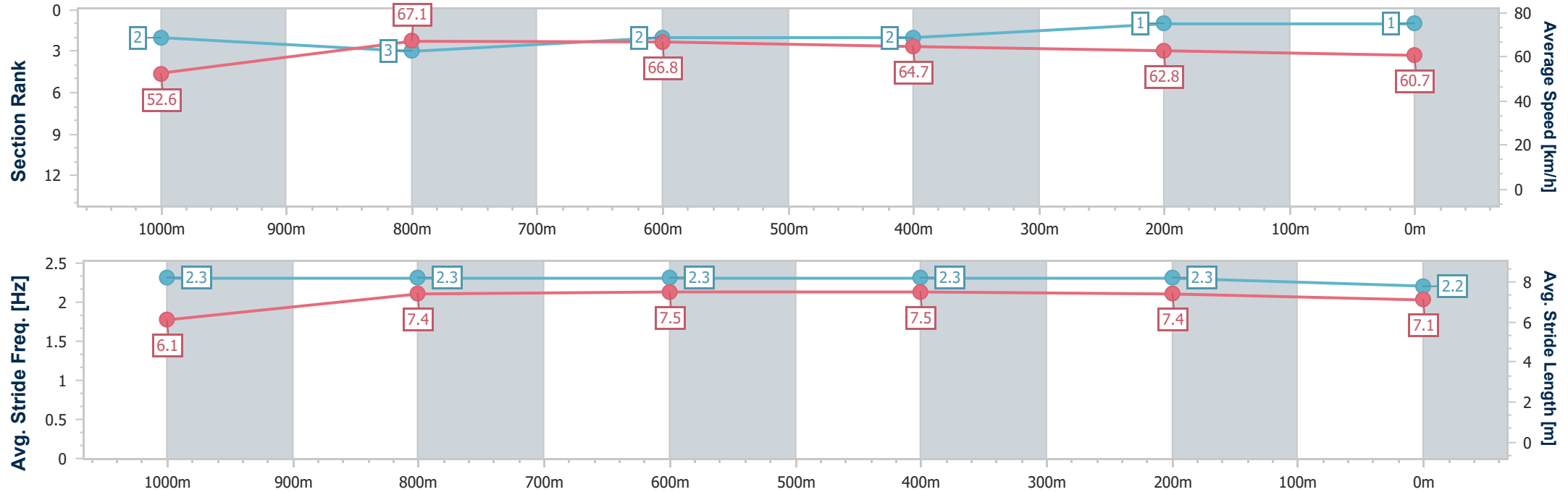
Horse/Jockey Name	Ekhidna
Final Rank	1
Fastest Section Time (Section)	0:10.74 (1000m)
Top Speed [km/h] (Section)	68.0 (1000m)
Race State	Finished



DalbyProfessional  
Race 1: THE CRITERION CUP QTIS Three-Year-Old  
BENCHMARK 60 Handicap - 1200m  
30 January 2026 - 14:05  
Track Rating: Good 3, Weather: Fine, Rail Position: +1m 500m-  
300m, True Remainder



Section	Overall	1000m	800m	600m	400m	200m								
Section Times	1:09.61 [1] (0:13.71)	0:55.90 [2] (0:10.74)	0:45.16 [3] (0:10.82)	0:34.34 [2] (0:11.03)	0:23.31 [2] (0:11.49)	0:11.82 [1] (0:11.82)								
Average Speed [km/h]	52.6	67.1	66.8	64.7	62.8	60.7								
Top Speed [km/h]	67.5	68.0	67.4	66.3	64.2	62.1								
Avg. Dist. to Rail [m]	3.0	3.0	1.1	1.2	1.5	2.4								
Avg. Stride Freq. [Hz]	2.3	2.3	2.3	2.3	2.3	2.2								
Avg. Stride Length [m]	6.1	7.4	7.5	7.5	7.4	7.1								





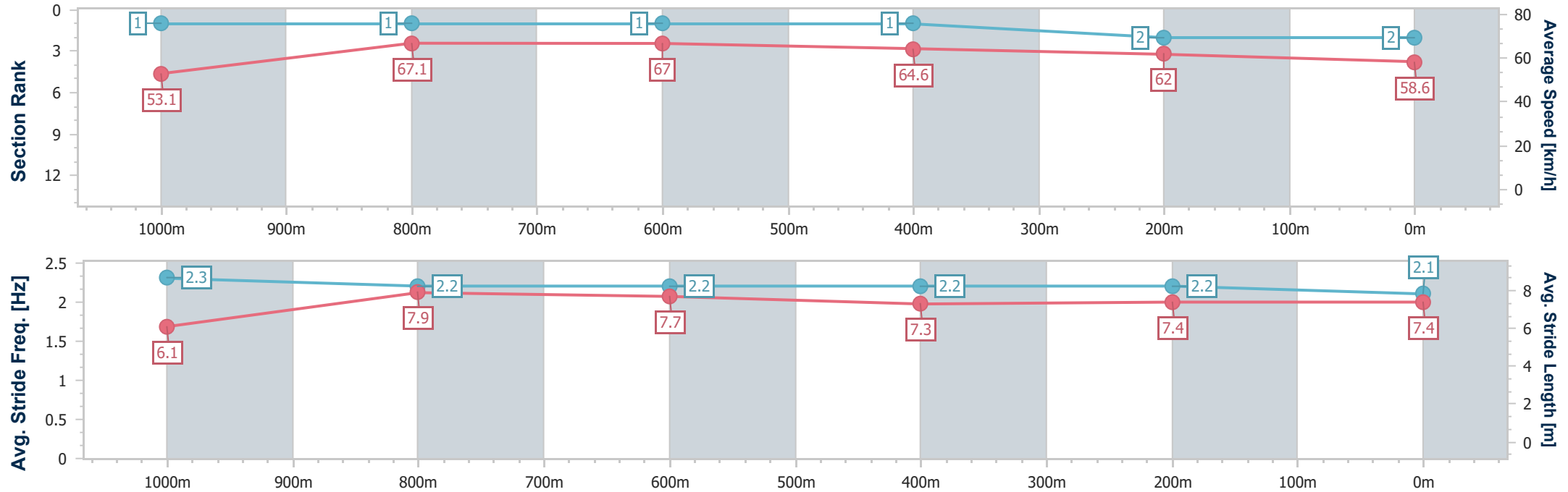
Horse/Jockey Name	Mishani Comrade
Final Rank	2
Fastest Section Time (Section)	0:10.76 (1000m)
Top Speed [km/h] (Section)	68.4 (800m)
Race State	Finished



DalbyProfessional  
Race 1: THE CRITERION CUP QTIS Three-Year-Old  
BENCHMARK 60 Handicap - 1200m  
30 January 2026 - 14:05  
Track Rating: Good 3, Weather: Fine, Rail Position: +1m 500m-  
300m, True Remainder



Section	Overall	1000m	800m	600m	400m	200m								
Section Times	1:10.11 [2] (0:13.54)	0:56.57 [1] (0:10.76)	0:45.81 [1] (0:10.79)	0:35.02 [1] (0:11.16)	0:23.86 [1] (0:11.59)	0:12.27 [2] (0:12.27)								
Average Speed [km/h]	53.1	67.1	67.0	64.6	62.0	58.6								
Top Speed [km/h]	67.6	67.8	68.4	66.8	62.5	60.8								
Avg. Dist. to Rail [m]	4.0	2.0	1.3	1.0	0.5	0.7								
Avg. Stride Freq. [Hz]	2.3	2.2	2.2	2.2	2.2	2.1								
Avg. Stride Length [m]	6.1	7.9	7.7	7.3	7.4	7.4								





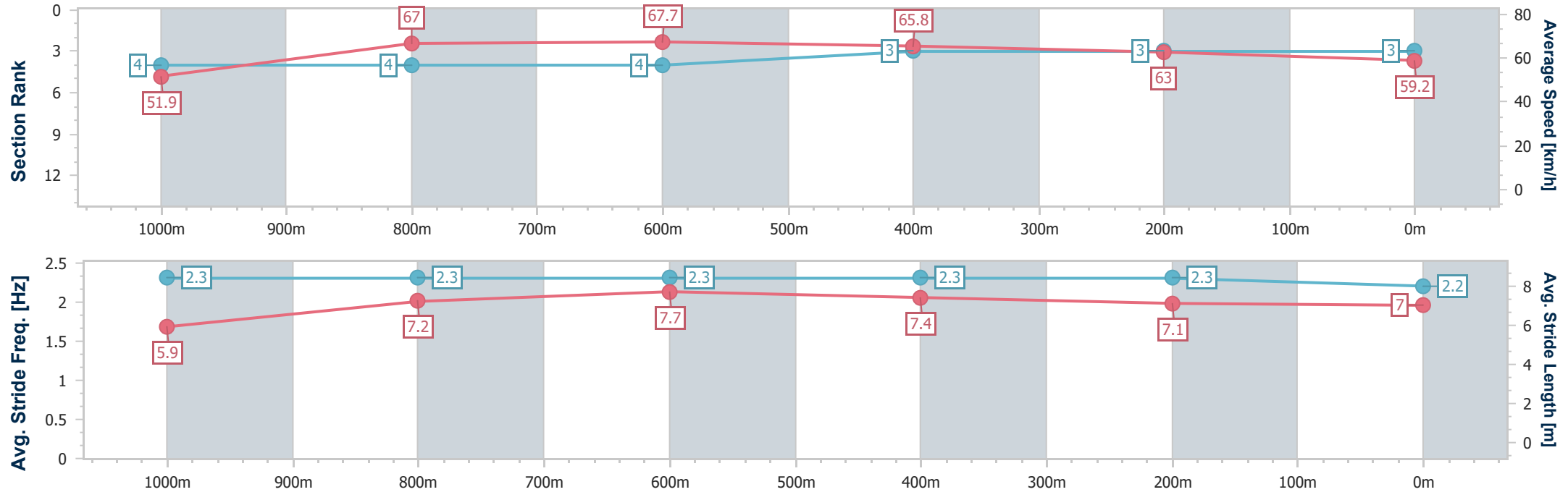
Horse/Jockey Name	Secret Cypher
Final Rank	3
Fastest Section Time (Section)	0:10.72 (800m)
Top Speed [km/h] (Section)	68.3 (800m)
Race State	Finished



DalbyProfessional  
Race 1: THE CRITERION CUP QTIS Three-Year-Old  
BENCHMARK 60 Handicap - 1200m  
30 January 2026 - 14:05  
Track Rating: Good 3, Weather: Fine, Rail Position: +1m 500m-  
300m, True Remainder



Section	Overall	1000m	800m	600m	400m	200m								
Section Times	1:10.11 [3] (0:13.90)	0:56.21 [4] (0:10.74)	0:45.47 [4] (0:10.72)	0:34.75 [4] (0:11.09)	0:23.66 [3] (0:11.50)	0:12.16 [3] (0:12.16)								
Average Speed [km/h]	51.9	67.0	67.7	65.8	63.0	59.2								
Top Speed [km/h]	67.1	67.3	68.3	66.1	65.1	61.7								
Avg. Dist. to Rail [m]	4.0	3.0	2.0	1.8	4.0	4.6								
Avg. Stride Freq. [Hz]	2.3	2.3	2.3	2.3	2.3	2.2								
Avg. Stride Length [m]	5.9	7.2	7.7	7.4	7.1	7.0								





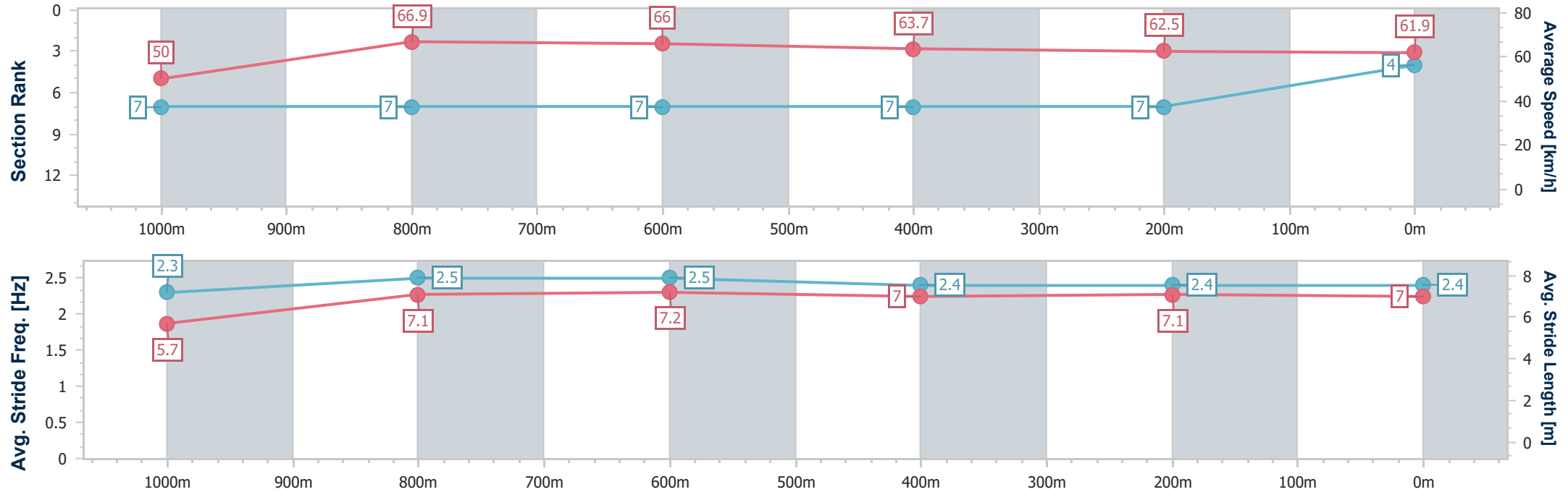
Horse/Jockey Name	Truck Stop Honey
Final Rank	4
Fastest Section Time (Section)	0:10.82 (1000m)
Top Speed [km/h] (Section)	67.7 (1000m)
Race State	Finished



DalbyProfessional  
Race 1: THE CRITERION CUP QTIS Three-Year-Old  
BENCHMARK 60 Handicap - 1200m  
30 January 2026 - 14:05  
Track Rating: Good 3, Weather: Fine, Rail Position: +1m 500m-  
300m, True Remainder



Section	Overall	1000m	800m	600m	400m	200m								
Section Times	1:10.21 [4] (0:14.38)	0:55.83 [7] (0:10.82)	0:45.01 [7] (0:10.93)	0:34.08 [7] (0:11.02)	0:23.06 [7] (0:11.41)	0:11.65 [7] (0:11.65)								
Average Speed [km/h]	50.0	66.9	66.0	63.7	62.5	61.9								
Top Speed [km/h]	66.8	67.7	66.7	65.6	64.4	64.2								
Avg. Dist. to Rail [m]	5.0	2.9	1.1	3.5	2.8	1.8								
Avg. Stride Freq. [Hz]	2.3	2.5	2.5	2.4	2.4	2.4								
Avg. Stride Length [m]	5.7	7.1	7.2	7.0	7.1	7.0								



[ ] Ranking at each section and finish  
-.-.- No data available at this section  
NA No data available



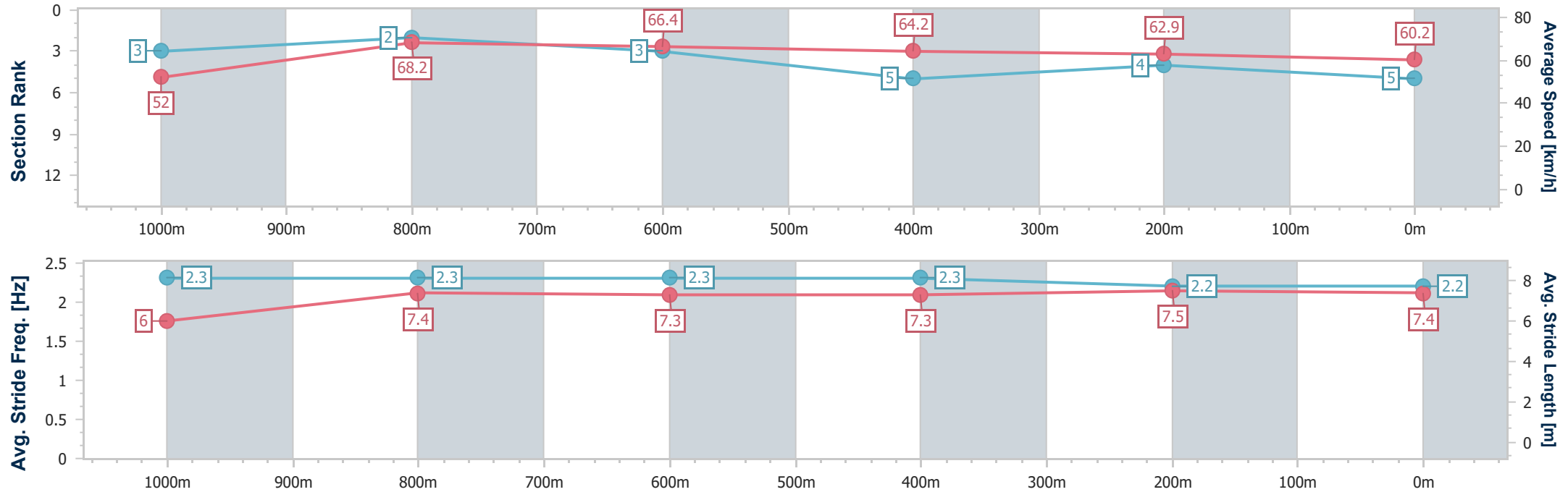
Horse/Jockey Name	Straight Blast
Final Rank	5
Fastest Section Time (Section)	0:10.54 (1000m)
Top Speed [km/h] (Section)	69.3 (Overall)
Race State	Finished



DalbyProfessional  
Race 1: THE CRITERION CUP QTIS Three-Year-Old  
BENCHMARK 60 Handicap - 1200m  
30 January 2026 - 14:05  
Track Rating: Good 3, Weather: Fine, Rail Position: +1m 500m-  
300m, True Remainder



Section	Overall	1000m	800m	600m	400m	200m								
Section Times	1:10.21 [5] (0:13.87)	0:56.34 [3] (0:10.54)	0:45.80 [2] (0:10.92)	0:34.88 [3] (0:11.36)	0:23.52 [5] (0:11.57)	0:11.95 [4] (0:11.95)								
Average Speed [km/h]	52.0	68.2	66.4	64.2	62.9	60.2								
Top Speed [km/h]	69.3	69.3	68.0	65.5	63.5	62.0								
Avg. Dist. to Rail [m]	7.6	3.9	2.0	2.0	4.5	6.0								
Avg. Stride Freq. [Hz]	2.3	2.3	2.3	2.3	2.2	2.2								
Avg. Stride Length [m]	6.0	7.4	7.3	7.3	7.5	7.4								



[ ] Ranking at each section and finish  
-.-.- No data available at this section  
NA No data available



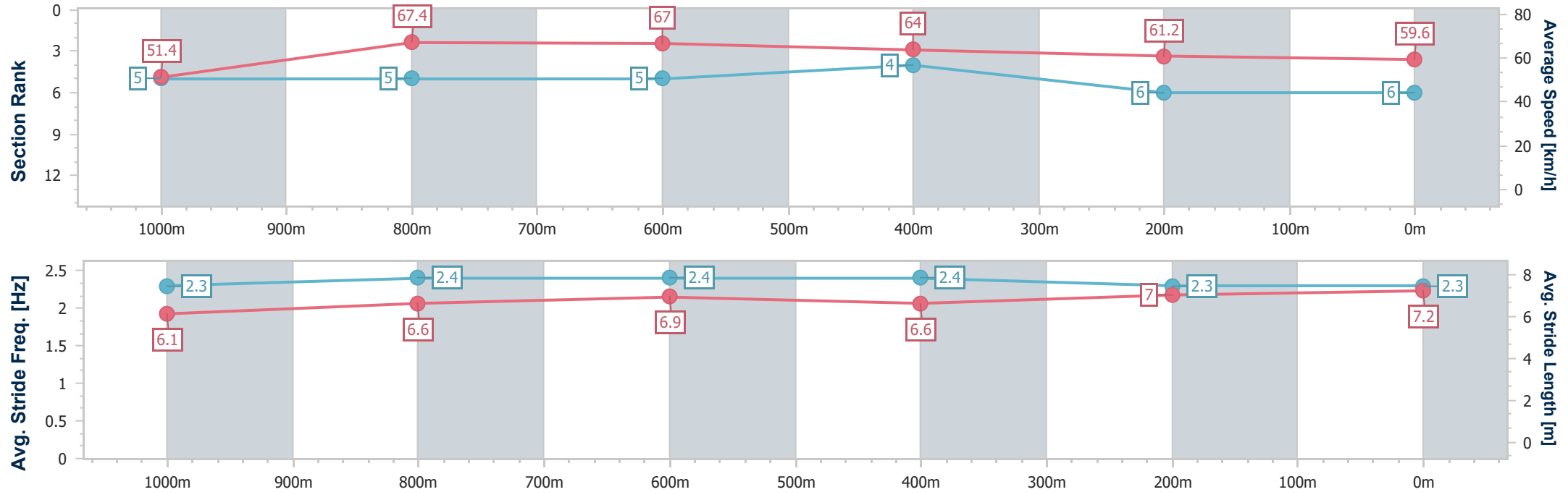
Horse/Jockey Name	I'm Nelson
Final Rank	6
Fastest Section Time (Section)	0:10.73 (1000m)
Top Speed [km/h] (Section)	68.5 (1000m)
Race State	Finished



DalbyProfessional  
Race 1: THE CRITERION CUP QTIS Three-Year-Old  
BENCHMARK 60 Handicap - 1200m  
30 January 2026 - 14:05  
Track Rating: Good 3, Weather: Fine, Rail Position: +1m 500m-  
300m, True Remainder



Section	Overall	1000m	800m	600m	400m	200m								
Section Times	1:10.43 [6] (0:13.96)	0:56.47 [5] (0:10.73)	0:45.74 [5] (0:10.74)	0:35.00 [5] (0:11.16)	0:23.84 [4] (0:11.79)	0:12.05 [6] (0:12.05)								
Average Speed [km/h]	51.4	67.4	67.0	64.0	61.2	59.6								
Top Speed [km/h]	68.2	68.5	67.3	66.3	62.4	61.0								
Avg. Dist. to Rail [m]	2.8	1.3	0.5	1.0	1.1	2.4								
Avg. Stride Freq. [Hz]	2.3	2.4	2.4	2.4	2.3	2.3								
Avg. Stride Length [m]	6.1	6.6	6.9	6.6	7.0	7.2								





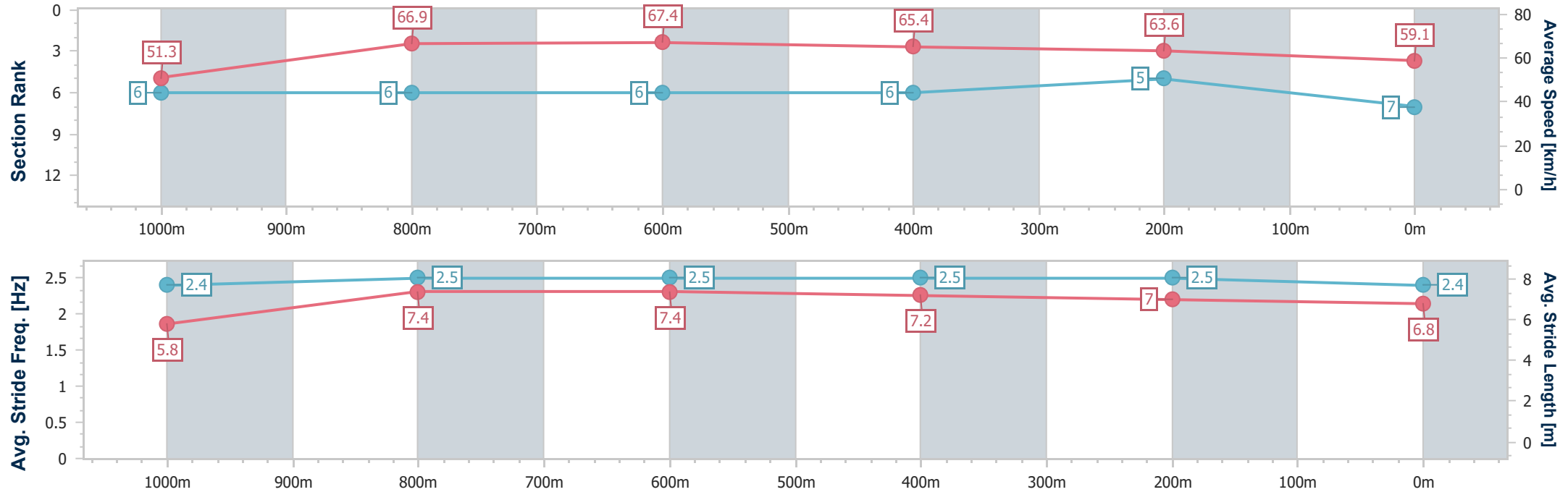
Horse/Jockey Name	Mishani Breeze
Final Rank	7
Fastest Section Time (Section)	0:10.71 (1000m)
Top Speed [km/h] (Section)	68.6 (800m)
Race State	Finished



DalbyProfessional  
Race 1: THE CRITERION CUP QTIS Three-Year-Old  
BENCHMARK 60 Handicap - 1200m  
30 January 2026 - 14:05  
Track Rating: Good 3, Weather: Fine, Rail Position: +1m 500m-  
300m, True Remainder



Section	Overall	1000m	800m	600m	400m	200m								
Section Times	1:10.51 [7] (0:14.05)	0:56.46 [6] (0:10.71)	0:45.75 [6] (0:10.86)	0:34.89 [6] (0:11.28)	0:23.61 [6] (0:11.41)	0:12.20 [5] (0:12.20)								
Average Speed [km/h]	51.3	66.9	67.4	65.4	63.6	59.1								
Top Speed [km/h]	68.0	67.4	68.6	67.6	64.8	62.1								
Avg. Dist. to Rail [m]	5.3	3.3	2.9	3.8	5.7	8.1								
Avg. Stride Freq. [Hz]	2.4	2.5	2.5	2.5	2.5	2.4								
Avg. Stride Length [m]	5.8	7.4	7.4	7.2	7.0	6.8								







# DalbyProfessional

## Race 2: BUCKS BONANZA BOLT Fillies and Mares Maiden Plate - 1000m

30 January 2026 - 14:28



Track Rating: Good 3, Weather: Fine, Rail Position: +1m 500m-300m, True Remainder

Section							Overall	800m	600m	400m	200m	Last 600m		
Field Times							0:58.58 (0:13.81)	0:44.77 (0:10.44)	0:34.33 (0:10.93)	0:23.40 (0:11.37)	0:12.03 (0:12.03)	0:34.33		
Rank	TAB	Horse/Jockey	Barrier	Top Speed [km/h]	Fastest Section							Margin	Distance Travelled [m]	
1	2	BRAVE EMMA	9	71.5	0:10.17	0:58.58 [1]	0:44.36 [8]	0:34.19 [5]	0:23.33 [4]	0:12.03 [1]	0:58.58	0:34.19		
		Montanna Savva		800m	800m	(0:14.22)	(0:10.17)	(0:10.86)	(0:11.30)	(0:12.03)				
2	12	BRAVE LIKE LILY	2	69.6	0:10.47	0:58.76 [2]	0:44.65 [5]	0:34.18 [6]	0:23.21 [6]	0:11.84 [5]	1.03L	0:34.18 -3		
		Karl Zechner		800m	800m	(0:14.11)	(0:10.47)	(0:10.97)	(0:11.37)	(0:11.84)				
3	3	FLORAL LEGEND	3	69.3	0:10.44	0:58.76 [3]	0:44.92 [2]	0:34.48 [2]	0:23.54 [2]	0:12.09 [3]	1.04L	0:34.48 -4		
		Jasper Franklin		800m	800m	(0:13.84)	(0:10.44)	(0:10.94)	(0:11.45)	(0:12.09)				
4	9	LIGHTS WILL GUIDE	4	68.9	0:10.64	0:58.76 [4]	0:44.40 [9]	0:33.76 [9]	0:22.88 [7]	0:11.70 [7]	1.05L	0:33.76 +3		
		Emily Lang		600m	800m	(0:14.36)	(0:10.64)	(0:10.88)	(0:11.18)	(0:11.70)				
5	8	KVAS	7	69.9	0:10.44	0:58.77 [5]	0:44.96 [1]	0:34.52 [1]	0:23.59 [1]	0:12.12 [2]	1.09L	0:34.52 -2		
		Fred Larson		800m	800m	(0:13.81)	(0:10.44)	(0:10.93)	(0:11.47)	(0:12.12)				
6	1	BALERION DRIVE	6	69.8	0:10.42	0:58.98 [6]	0:45.10 [3]	0:34.68 [3]	0:23.74 [3]	0:12.30 [4]	2.33L	0:34.68 -2		
		Chloe Lowe		800m	800m	(0:13.88)	(0:10.42)	(0:10.94)	(0:11.44)	(0:12.30)				
7	13	SOUND THE BUGLE	10	69.4	0:10.48	0:59.38 [7]	0:45.48 [4]	0:35.00 [4]	0:24.00 [5]	0:12.38 [6]	4.68L	0:35.00 +2		
		Ryan Wiggins		800m	800m	(0:13.90)	(0:10.48)	(0:11.00)	(0:11.62)	(0:12.38)				
8	14	SHORTFASTLOUD	5	70.4	0:10.60	0:59.48 [8]	0:44.93 [10]	0:34.33 [10]	0:23.27 [10]	0:11.63 [9]	5.25L	0:34.33 -1		
		Harrison Shaw		800m	800m	(0:14.55)	(0:10.60)	(0:11.06)	(0:11.64)	(0:11.63)				
9	6	SUPERIOR FUN	8	68.6	0:10.63	0:59.96 [9]	0:45.78 [7]	0:35.15 [8]	0:24.05 [8]	0:12.33 [8]	8.06L	0:35.15 +0		
		Nathan Fazackerley		800m	800m	(0:14.18)	(0:10.63)	(0:11.10)	(0:11.72)	(0:12.33)				
10	4	GOODONYA THELMA	1	68.9	0:10.65	1:00.89 [10]	0:46.77 [6]	0:36.12 [7]	0:24.77 [9]	0:12.69 [10]	13.54L	0:36.12 -3		
		Paul Hamblin		800m	800m	(0:14.12)	(0:10.65)	(0:11.35)	(0:12.08)	(0:12.69)				

Scratched: Elizahro (#7), Midnight Maggie (#10), Greyt Performer (#11), Lira (#5), Earthaxeaze (#15), Bronze Memory (#16), Desert Dawn (#17)



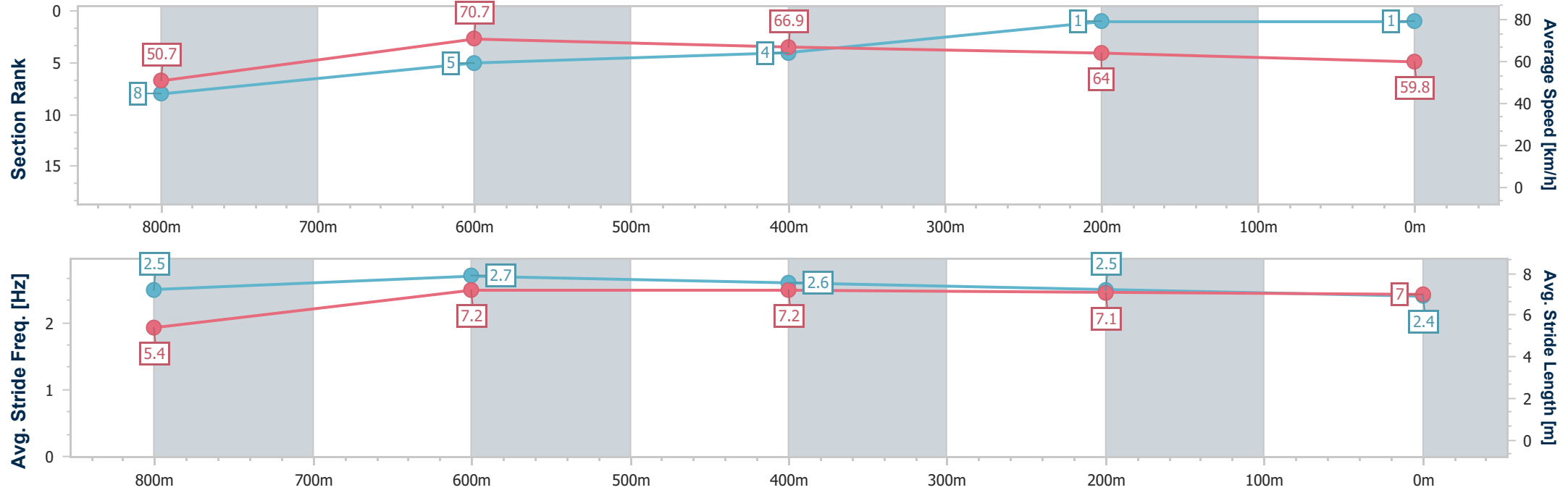
Horse/Jockey Name	Brave Emma
Final Rank	1
Fastest Section Time (Section)	0:10.17 (800m)
Top Speed [km/h] (Section)	71.5 (800m)
Race State	Finished



DalbyProfessional  
Race 2: BUCKS BONANZA BOLT Fillies and Mares Maiden  
Plate - 1000m  
30 January 2026 - 14:28  
Track Rating: Good 3, Weather: Fine, Rail Position: +1m 500m-  
300m, True Remainder



Section	Overall	800m	600m	400m	200m								
Section Times	0:58.58 [1] (0:14.22)	0:44.36 [8] (0:10.17)	0:34.19 [5] (0:10.86)	0:23.33 [4] (0:11.30)	0:12.03 [1] (0:12.03)								
Average Speed [km/h]	50.7	70.7	66.9	64.0	59.8								
Top Speed [km/h]	70.2	71.5	70.0	65.9	61.7								
Avg. Dist. to Rail [m]	8.9	7.4	3.0	2.4	3.1								
Avg. Stride Freq. [Hz]	2.5	2.7	2.6	2.5	2.4								
Avg. Stride Length [m]	5.4	7.2	7.2	7.1	7.0								





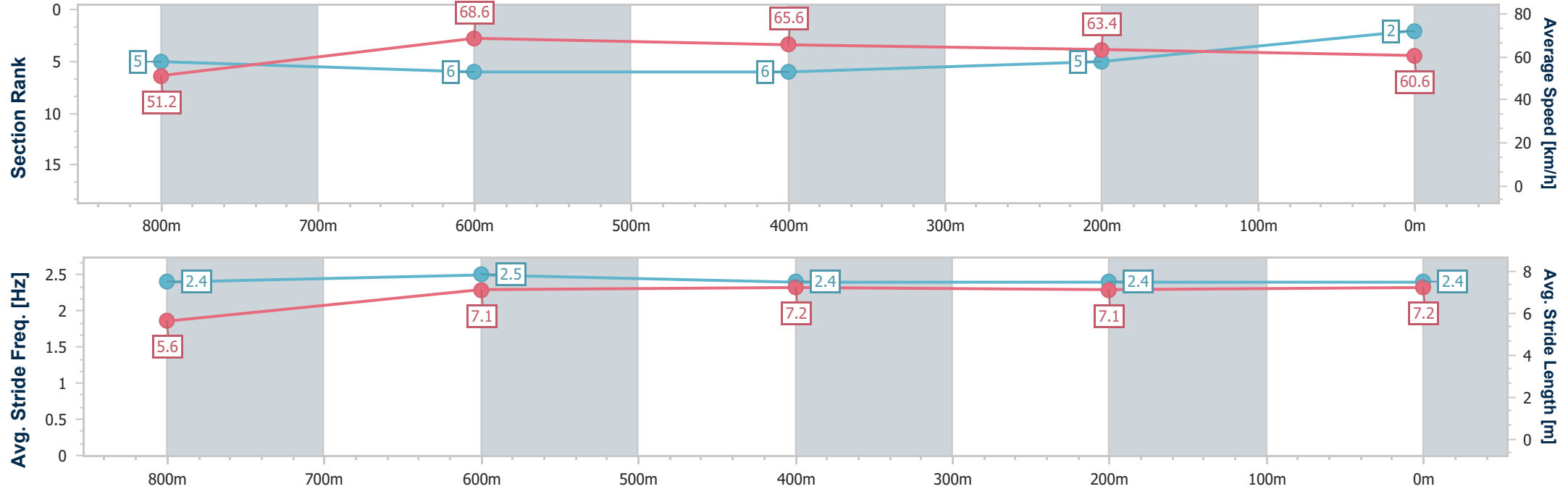
Horse/Jockey Name	Brave Like Lily
Final Rank	2
Fastest Section Time (Section)	0:10.47 (800m)
Top Speed [km/h] (Section)	69.6 (800m)
Race State	Finished



DalbyProfessional  
Race 2: BUCKS BONANZA BOLT Fillies and Mares Maiden  
Plate - 1000m  
30 January 2026 - 14:28  
Track Rating: Good 3, Weather: Fine, Rail Position: +1m 500m-  
300m, True Remainder



Section	Overall	800m	600m	400m	200m														
Section Times	0:58.76 [2] (0:14.11)	0:44.65 [5] (0:10.47)	0:34.18 [6] (0:10.97)	0:23.21 [6] (0:11.37)	0:11.84 [5] (0:11.84)														
Average Speed [km/h]	51.2	68.6	65.6	63.4	60.6														
Top Speed [km/h]	68.9	69.6	67.9	63.9	62.5														
Avg. Dist. to Rail [m]	3.9	4.0	1.5	0.8	3.5														
Avg. Stride Freq. [Hz]	2.4	2.5	2.4	2.4	2.4														
Avg. Stride Length [m]	5.6	7.1	7.2	7.1	7.2														





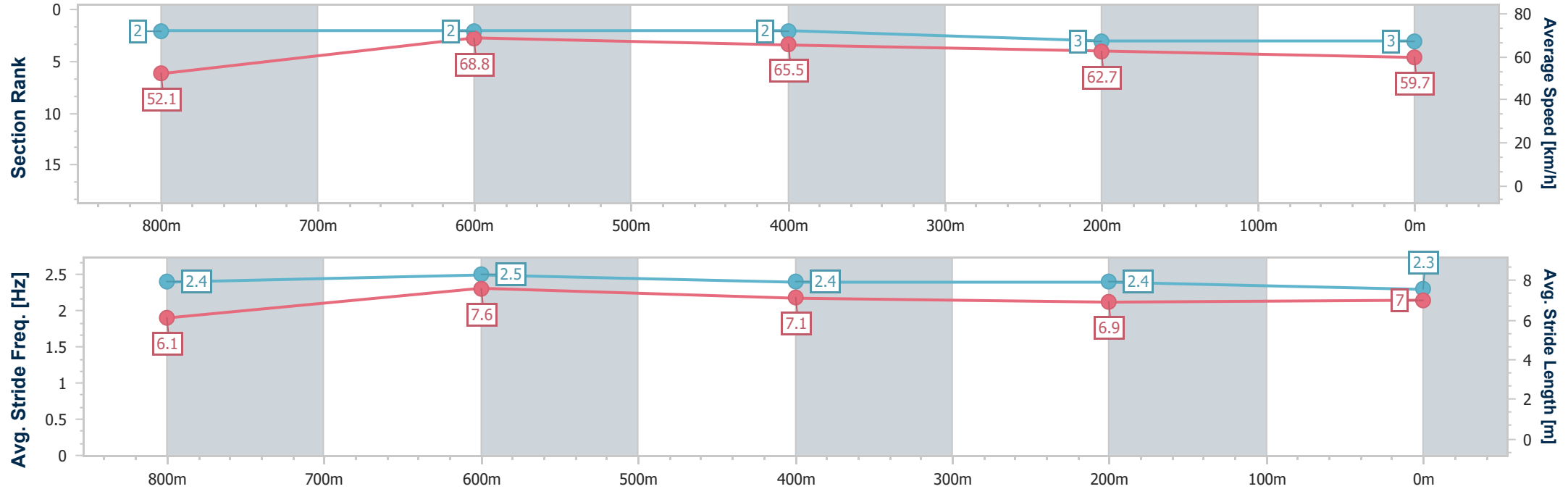
Horse/Jockey Name	Floral Legend
Final Rank	3
Fastest Section Time (Section)	0:10.44 (800m)
Top Speed [km/h] (Section)	69.3 (800m)
Race State	Finished



DalbyProfessional  
Race 2: BUCKS BONANZA BOLT Fillies and Mares Maiden  
Plate - 1000m  
30 January 2026 - 14:28  
Track Rating: Good 3, Weather: Fine, Rail Position: +1m 500m-  
300m, True Remainder



Section	Overall	800m	600m	400m	200m										
Section Times	0:58.76 [3] (0:13.84)	0:44.92 [2] (0:10.44)	0:34.48 [2] (0:10.94)	0:23.54 [2] (0:11.45)	0:12.09 [3] (0:12.09)										
Average Speed [km/h]	52.1	68.8	65.5	62.7	59.7										
Top Speed [km/h]	68.2	69.3	67.9	63.6	61.5										
Avg. Dist. to Rail [m]	4.5	3.2	1.3	0.7	1.6										
Avg. Stride Freq. [Hz]	2.4	2.5	2.4	2.4	2.3										
Avg. Stride Length [m]	6.1	7.6	7.1	6.9	7.0										





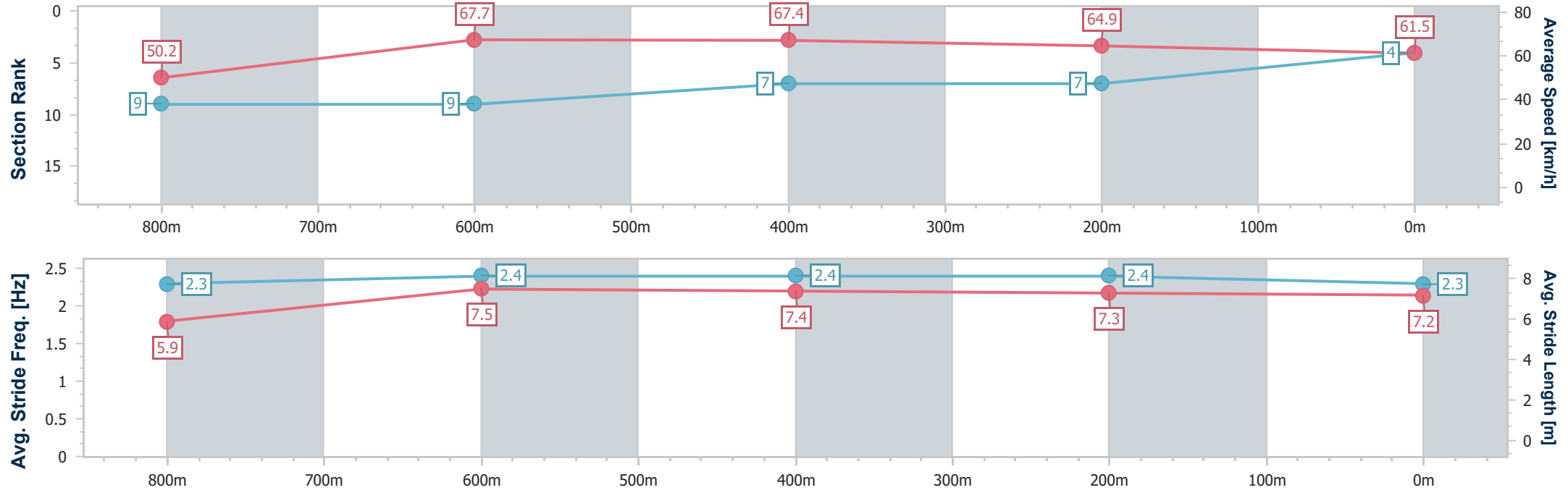
Horse/Jockey Name	Lights Will Guide
Final Rank	4
Fastest Section Time (Section)	0:10.64 (800m)
Top Speed [km/h] (Section)	68.9 (600m)
Race State	Finished



DalbyProfessional  
Race 2: BUCKS BONANZA BOLT Fillies and Mares Maiden  
Plate - 1000m  
30 January 2026 - 14:28  
Track Rating: Good 3, Weather: Fine, Rail Position: +1m 500m-  
300m, True Remainder



Section	Overall	800m	600m	400m	200m										
Section Times	0:58.76 [4] (0:14.36)	0:44.40 [9] (0:10.64)	0:33.76 [9] (0:10.88)	0:22.88 [7] (0:11.18)	0:11.70 [7] (0:11.70)										
Average Speed [km/h]	50.2	67.7	67.4	64.9	61.5										
Top Speed [km/h]	66.3	68.6	68.9	66.6	63.3										
Avg. Dist. to Rail [m]	5.6	5.0	3.9	5.2	7.2										
Avg. Stride Freq. [Hz]	2.3	2.4	2.4	2.4	2.3										
Avg. Stride Length [m]	5.9	7.5	7.4	7.3	7.2										





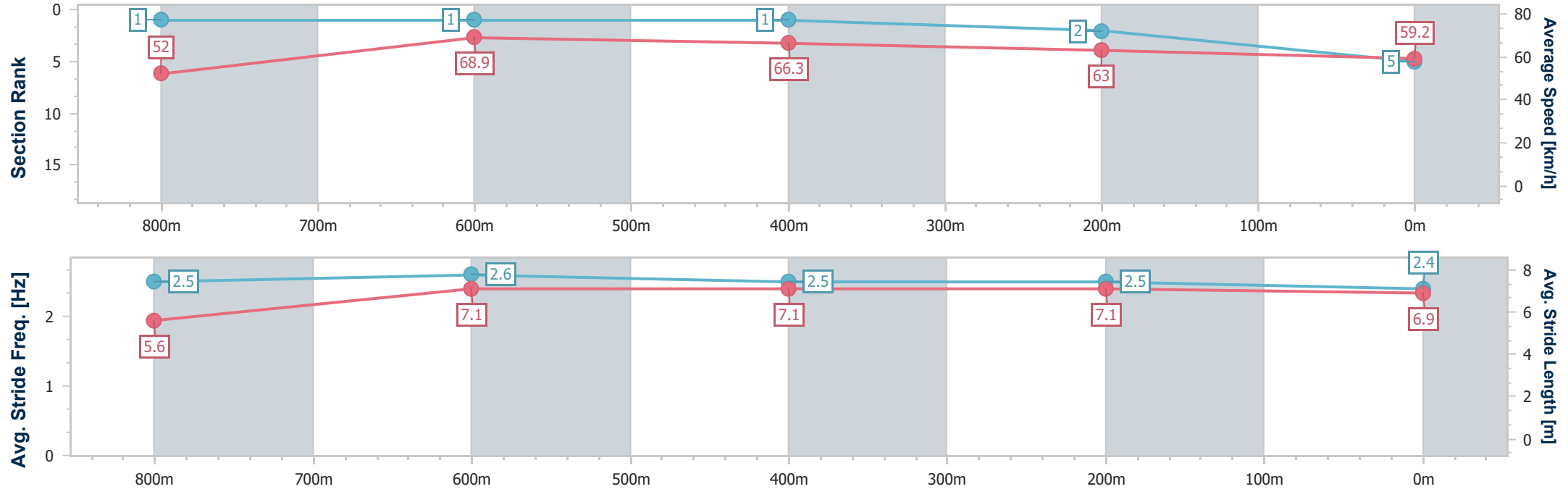
Horse/Jockey Name	Kvas
Final Rank	5
Fastest Section Time (Section)	0:10.44 (800m)
Top Speed [km/h] (Section)	69.9 (800m)
Race State	Finished



DalbyProfessional  
Race 2: BUCKS BONANZA BOLT Fillies and Mares Maiden  
Plate - 1000m  
30 January 2026 - 14:28  
Track Rating: Good 3, Weather: Fine, Rail Position: +1m 500m-  
300m, True Remainder



Section	Overall	800m	600m	400m	200m									
Section Times	0:58.77 [5] (0:13.81)	0:44.96 [1] (0:10.44)	0:34.52 [1] (0:10.93)	0:23.59 [1] (0:11.47)	0:12.12 [2] (0:12.12)									
Average Speed [km/h]	52.0	68.9	66.3	63.0	59.2									
Top Speed [km/h]	69.1	69.9	68.1	63.9	61.5									
Avg. Dist. to Rail [m]	6.7	4.4	1.4	3.1	4.3									
Avg. Stride Freq. [Hz]	2.5	2.6	2.5	2.5	2.4									
Avg. Stride Length [m]	5.6	7.1	7.1	7.1	6.9									





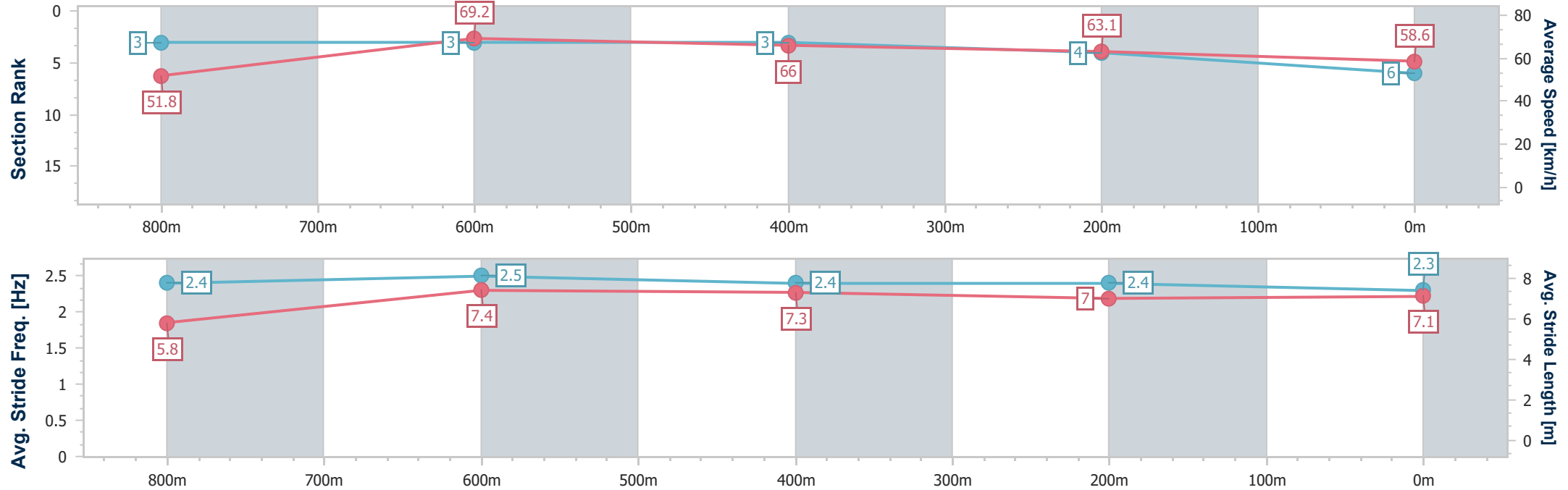
Horse/Jockey Name	Balerion Drive
Final Rank	6
Fastest Section Time (Section)	0:10.42 (800m)
Top Speed [km/h] (Section)	69.8 (800m)
Race State	Finished



DalbyProfessional  
Race 2: BUCKS BONANZA BOLT Fillies and Mares Maiden  
Plate - 1000m  
30 January 2026 - 14:28  
Track Rating: Good 3, Weather: Fine, Rail Position: +1m 500m-  
300m, True Remainder



Section	Overall	800m	600m	400m	200m														
Section Times	0:58.98 [6] (0:13.88)	0:45.10 [3] (0:10.42)	0:34.68 [3] (0:10.94)	0:23.74 [3] (0:11.44)	0:12.30 [4] (0:12.30)														
Average Speed [km/h]	51.8	69.2	66.0	63.1	58.6														
Top Speed [km/h]	69.3	69.8	68.1	64.5	61.2														
Avg. Dist. to Rail [m]	6.1	4.1	1.3	2.1	2.8														
Avg. Stride Freq. [Hz]	2.4	2.5	2.4	2.4	2.3														
Avg. Stride Length [m]	5.8	7.4	7.3	7.0	7.1														





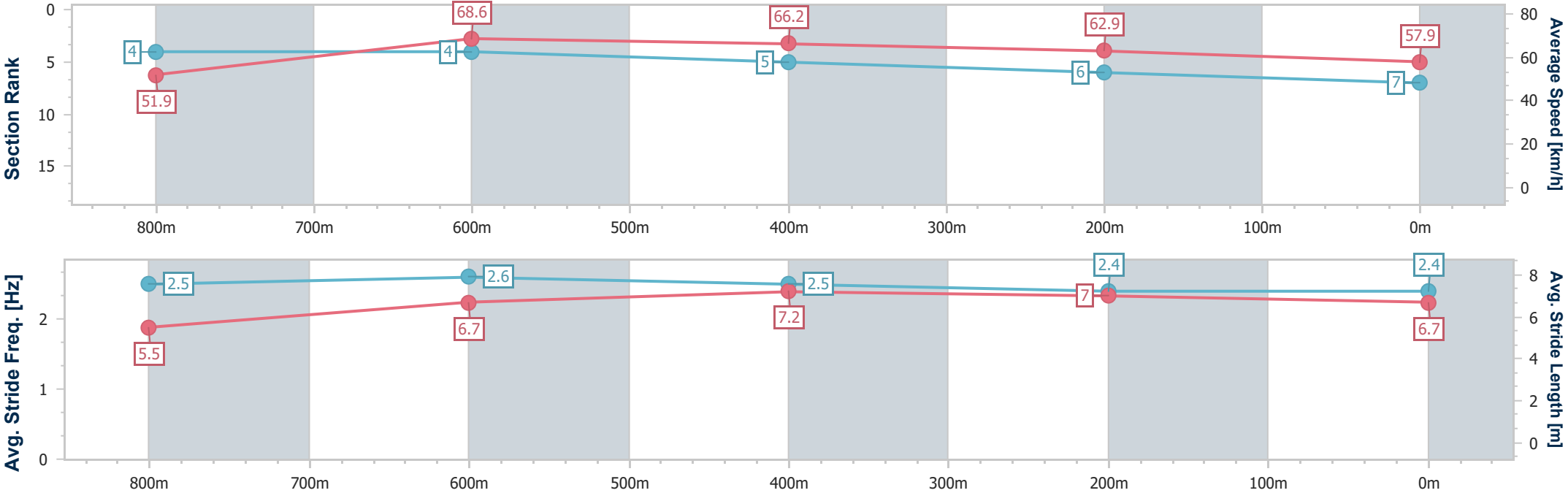
Horse/Jockey Name	Sound The Bugle
Final Rank	7
Fastest Section Time (Section)	0:10.48 (800m)
Top Speed [km/h] (Section)	69.4 (800m)
Race State	Finished



DalbyProfessional  
Race 2: BUCKS BONANZA BOLT Fillies and Mares Maiden  
Plate - 1000m  
30 January 2026 - 14:28  
Track Rating: Good 3, Weather: Fine, Rail Position: +1m 500m-  
300m, True Remainder



Section	Overall	800m	600m	400m	200m									
Section Times	0:59.38 [7] (0:13.90)	0:45.48 [4] (0:10.48)	0:35.00 [4] (0:11.00)	0:24.00 [5] (0:11.62)	0:12.38 [6] (0:12.38)									
Average Speed [km/h]	51.9	68.6	66.2	62.9	57.9									
Top Speed [km/h]	69.3	69.4	67.5	64.5	61.6									
Avg. Dist. to Rail [m]	9.6	6.6	3.4	4.9	6.3									
Avg. Stride Freq. [Hz]	2.5	2.6	2.5	2.4	2.4									
Avg. Stride Length [m]	5.5	6.7	7.2	7.0	6.7									







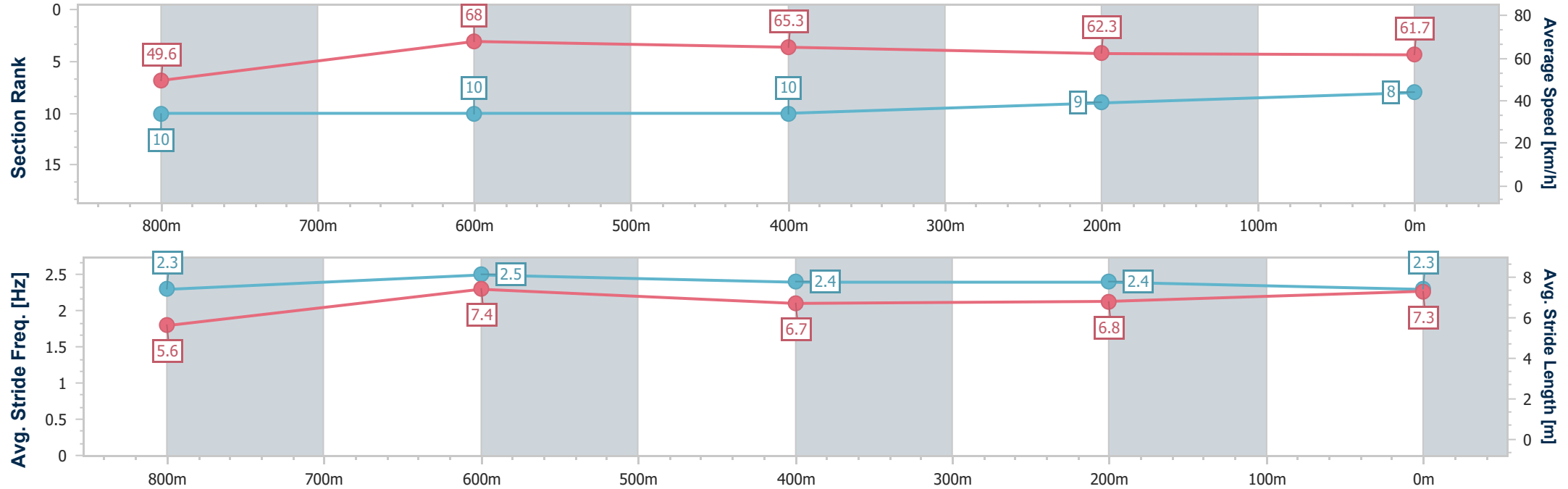
Horse/Jockey Name	Shortfastloud
Final Rank	8
Fastest Section Time (Section)	0:10.60 (800m)
Top Speed [km/h] (Section)	70.4 (800m)
Race State	Finished



DalbyProfessional  
Race 2: BUCKS BONANZA BOLT Fillies and Mares Maiden  
Plate - 1000m  
30 January 2026 - 14:28  
Track Rating: Good 3, Weather: Fine, Rail Position: +1m 500m-  
300m, True Remainder



Section	Overall	800m	600m	400m	200m										
Section Times	0:59.48 [8] (0:14.55)	0:44.93 [10] (0:10.60)	0:34.33 [10] (0:11.06)	0:23.27 [10] (0:11.64)	0:11.63 [9] (0:11.63)										
Average Speed [km/h]	49.6	68.0	65.3	62.3	61.7										
Top Speed [km/h]	67.8	70.4	67.2	63.9	64.8										
Avg. Dist. to Rail [m]	5.4	3.3	1.5	2.6	5.7										
Avg. Stride Freq. [Hz]	2.3	2.5	2.4	2.4	2.3										
Avg. Stride Length [m]	5.6	7.4	6.7	6.8	7.3										





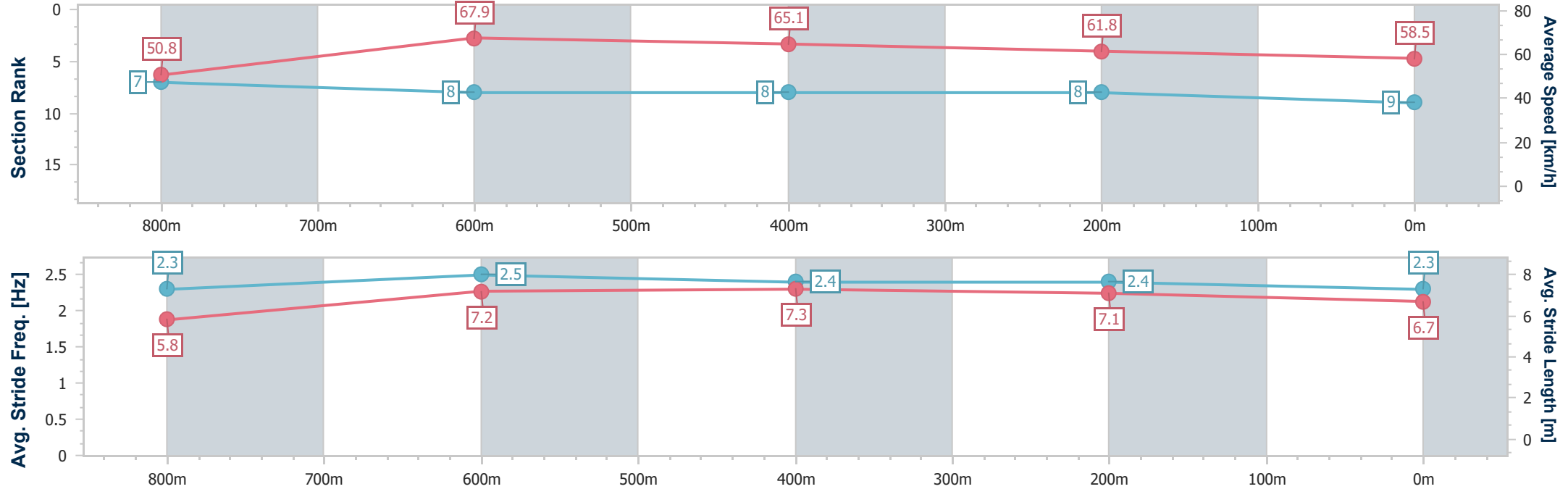
Horse/Jockey Name	Superior Fun
Final Rank	9
Fastest Section Time (Section)	0:10.63 (800m)
Top Speed [km/h] (Section)	68.6 (800m)
Race State	Finished



DalbyProfessional  
Race 2: BUCKS BONANZA BOLT Fillies and Mares Maiden  
Plate - 1000m  
30 January 2026 - 14:28  
Track Rating: Good 3, Weather: Fine, Rail Position: +1m 500m-  
300m, True Remainder



Section	Overall	800m	600m	400m	200m										
Section Times	0:59.96 [9] (0:14.18)	0:45.78 [7] (0:10.63)	0:35.15 [8] (0:11.10)	0:24.05 [8] (0:11.72)	0:12.33 [8] (0:12.33)										
Average Speed [km/h]	50.8	67.9	65.1	61.8	58.5										
Top Speed [km/h]	68.0	68.6	67.1	63.3	60.8										
Avg. Dist. to Rail [m]	7.4	4.4	1.6	4.0	7.8										
Avg. Stride Freq. [Hz]	2.3	2.5	2.4	2.4	2.3										
Avg. Stride Length [m]	5.8	7.2	7.3	7.1	6.7										





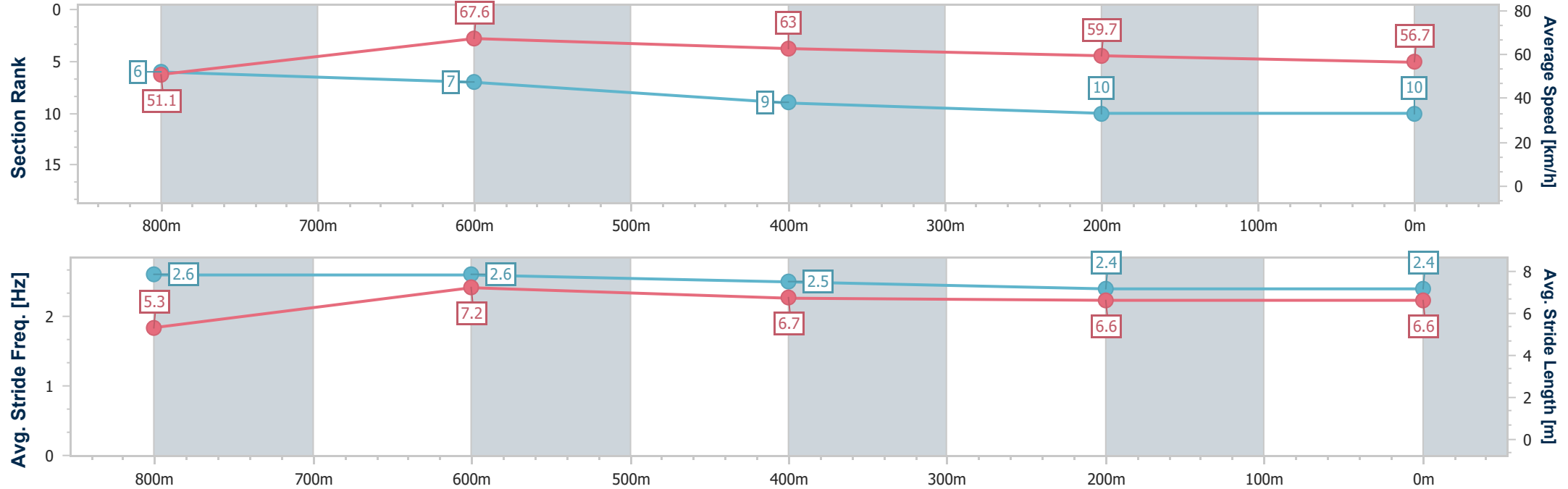
Horse/Jockey Name	Goodonya Thelma
Final Rank	10
Fastest Section Time (Section)	0:10.65 (800m)
Top Speed [km/h] (Section)	68.9 (800m)
Race State	Finished



DalbyProfessional  
Race 2: BUCKS BONANZA BOLT Fillies and Mares Maiden  
Plate - 1000m  
30 January 2026 - 14:28  
Track Rating: Good 3, Weather: Fine, Rail Position: +1m 500m-  
300m, True Remainder



Section	Overall	800m	600m	400m	200m										
Section Times	1:00.89 [10] (0:14.12)	0:46.77 [6] (0:10.65)	0:36.12 [7] (0:11.35)	0:24.77 [9] (0:12.08)	0:12.69 [10] (0:12.69)										
Average Speed [km/h]	51.1	67.6	63.0	59.7	56.7										
Top Speed [km/h]	68.8	68.9	65.3	61.5	58.0										
Avg. Dist. to Rail [m]	2.2	2.1	0.9	1.1	2.5										
Avg. Stride Freq. [Hz]	2.6	2.6	2.5	2.4	2.4										
Avg. Stride Length [m]	5.3	7.2	6.7	6.6	6.6										





# DalbyProfessional

## Race 3: BENS WAY Colts, Geldings and Entires Maiden Plate - 1000m

30 January 2026 - 14:47



Track Rating: Good 3, Weather: Fine, Rail Position: +1m 500m-300m, True Remainder

Section						Overall	800m	600m	400m	200m	Last 600m	
Field Times						0:58.13 (0:13.52)	0:44.61 (0:10.34)	0:34.27 (0:10.82)	0:23.45 (0:11.42)	0:12.03 (0:12.03)	0:34.27	
Rank	TAB	Horse/Jockey	Barrier	Top Speed [km/h]	Fastest Section						Margin	Distance Travelled [m]
1	10	SLEEPY JOE	8	72.3	0:10.30	0:58.13 [1]	0:44.53 [2]	0:34.23 [2]	0:23.45 [1]	0:12.03 [1]	0:58.13	0:34.23
		Harrison Shaw		Overall	800m	(0:13.60)	(0:10.30)	(0:10.78)	(0:11.42)	(0:12.03)		
2	8	SCION	2	70.3	0:10.42	0:58.41 [2]	0:44.71 [3]	0:34.29 [3]	0:23.28 [3]	0:11.94 [2]	1.65L	0:34.29 +3
		Les Tilley		800m	800m	(0:13.70)	(0:10.42)	(0:11.01)	(0:11.34)	(0:11.94)		
3	9	BUSH BATTLE	4	70.6	0:10.38	0:59.03 [3]	0:44.90 [7]	0:34.52 [6]	0:23.64 [4]	0:12.14 [4]	5.31L	0:34.52 +1
		Gary Geran		Overall	800m	(0:14.13)	(0:10.38)	(0:10.88)	(0:11.50)	(0:12.14)		
4	3	GALATH	9	70.7	0:10.34	0:59.27 [4]	0:45.75 [1]	0:35.41 [1]	0:24.39 [2]	0:12.73 [3]	6.75L	0:35.41 +1
		Chloe Lowe		800m	800m	(0:13.52)	(0:10.34)	(0:11.02)	(0:11.66)	(0:12.73)		
5	1	BARGARA BOUND	6	69.6	0:10.58	0:59.48 [5]	0:45.03 [9]	0:34.45 [9]	0:23.26 [9]	0:11.75 [8]	7.95L	0:34.45 +2
		Samantha Pointon		800m	800m	(0:14.45)	(0:10.58)	(0:11.19)	(0:11.51)	(0:11.75)		
6	4	MISHANI HERCULES	1	70.1	0:10.56	0:59.48 [6]	0:45.52 [6]	0:34.96 [7]	0:23.98 [6]	0:12.25 [6]	7.96L	0:34.96 +2
		Olivia Kendal		800m	800m	(0:13.96)	(0:10.56)	(0:10.98)	(0:11.73)	(0:12.25)		
7	2	CALL SIGN	7	70.6	0:10.33	0:59.52 [7]	0:45.60 [4]	0:35.27 [4]	0:24.10 [5]	0:12.55 [5]	8.2L	0:35.27 +5
		Micheal Hellyer		800m	800m	(0:13.92)	(0:10.33)	(0:11.17)	(0:11.55)	(0:12.55)		
8	6	PRIVET	3	69.3	0:10.54	0:59.88 [8]	0:45.94 [5]	0:35.40 [5]	0:24.06 [7]	0:12.32 [7]	10.33L	0:35.40 +1
		Erin Molloy		800m	800m	(0:13.94)	(0:10.54)	(0:11.34)	(0:11.74)	(0:12.32)		
9	7	PRIZED GESTURE	5	69.0	0:10.83	1:00.14 [9]	0:45.53 [10]	0:34.70 [10]	0:23.41 [10]	0:11.88 [10]	11.84L	0:34.70 +4
		Todd Banks		800m	800m	(0:14.61)	(0:10.83)	(0:11.29)	(0:11.53)	(0:11.88)		
10	5	ON THE JOB	10	69.3	0:10.59	1:00.16 [10]	0:45.99 [8]	0:35.40 [8]	0:24.17 [8]	0:12.38 [9]	11.98L	0:35.40 +4
		Sarah Robbins		Overall	800m	(0:14.17)	(0:10.59)	(0:11.23)	(0:11.79)	(0:12.38)		

Scratched: Conquer Dat (#11), Bodhi (#15), Better For It (#14), Magic Steps (#12), Xtravagant Gift (#13)

Report Created: Fri 30 January 2026 15:12 GMT+1 (Note: Timing is based on position data)

Page 1/11

[ ] Ranking at each section and finish  
 -:-:- No data available at this section  
 NA No data available

SCN Saddle cloth number  
 DNF Did not finish  
 DNT Did not track

data processed by TRIPLESDATA



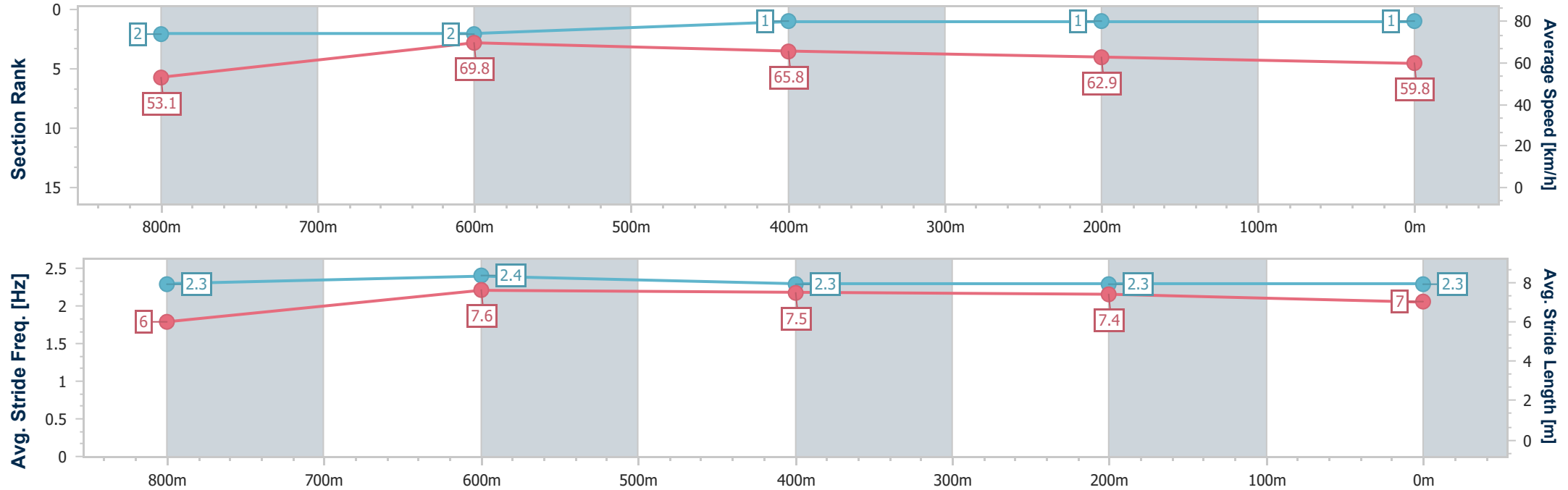
Horse/Jockey Name	Sleepy Joe
Final Rank	1
Fastest Section Time (Section)	0:10.30 (800m)
Top Speed [km/h] (Section)	72.3 (Overall)
Race State	Finished



DalbyProfessional  
Race 3: BENS WAY Colts, Geldings and Entires Maiden Plate - 1000m  
30 January 2026 - 14:47  
Track Rating: Good 3, Weather: Fine, Rail Position: +1m 500m-300m, True Remainder



Section	Overall	800m	600m	400m	200m										
Section Times	0:58.13 [1] (0:13.60)	0:44.53 [2] (0:10.30)	0:34.23 [2] (0:10.78)	0:23.45 [1] (0:11.42)	0:12.03 [1] (0:12.03)										
Average Speed [km/h]	53.1	69.8	65.8	62.9	59.8										
Top Speed [km/h]	72.3	72.2	68.7	64.1	61.7										
Avg. Dist. to Rail [m]	6.4	1.7	2.0	1.9	4.0										
Avg. Stride Freq. [Hz]	2.3	2.4	2.3	2.3	2.3										
Avg. Stride Length [m]	6.0	7.6	7.5	7.4	7.0										



[ ] Ranking at each section and finish  
-.-.- No data available at this section  
NA No data available



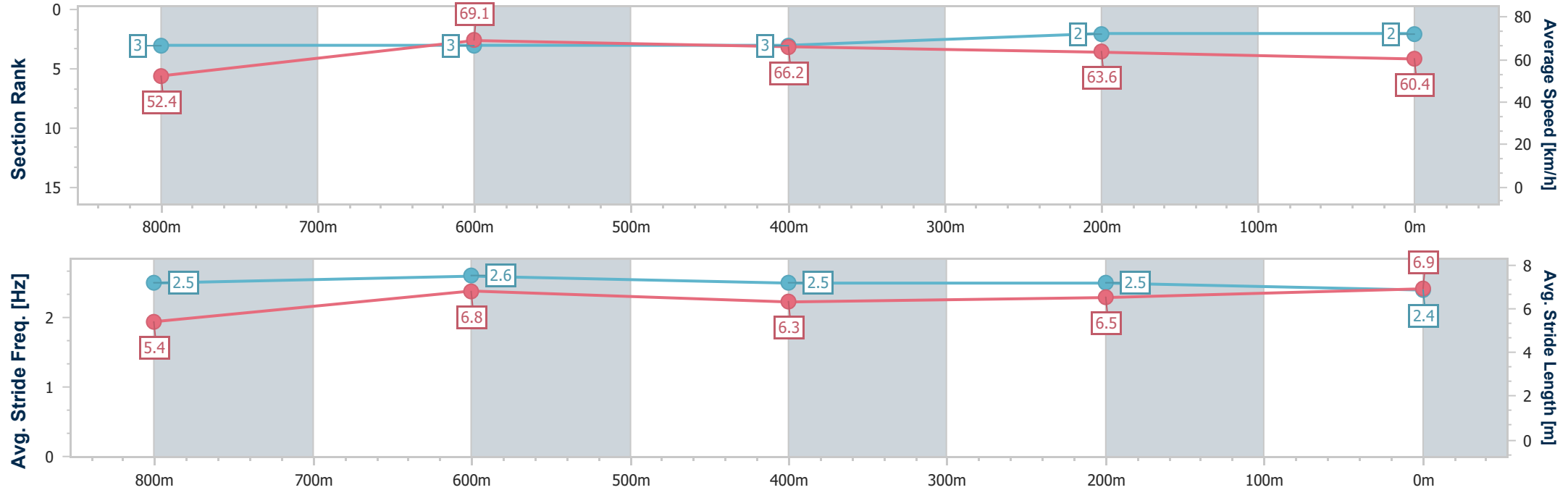
Horse/Jockey Name	Scion
Final Rank	2
Fastest Section Time (Section)	0:10.42 (800m)
Top Speed [km/h] (Section)	70.3 (800m)
Race State	Finished



DalbyProfessional  
Race 3: BENS WAY Colts, Geldings and Entires Maiden Plate - 1000m  
30 January 2026 - 14:47  
Track Rating: Good 3, Weather: Fine, Rail Position: +1m 500m-300m, True Remainder



Section	Overall	800m	600m	400m	200m										
Section Times	0:58.41 [2] (0:13.70)	0:44.71 [3] (0:10.42)	0:34.29 [3] (0:11.01)	0:23.28 [3] (0:11.34)	0:11.94 [2] (0:11.94)										
Average Speed [km/h]	52.4	69.1	66.2	63.6	60.4										
Top Speed [km/h]	69.9	70.3	68.1	64.9	62.7										
Avg. Dist. to Rail [m]	4.0	4.5	2.2	3.5	4.6										
Avg. Stride Freq. [Hz]	2.5	2.6	2.5	2.5	2.4										
Avg. Stride Length [m]	5.4	6.8	6.3	6.5	6.9										





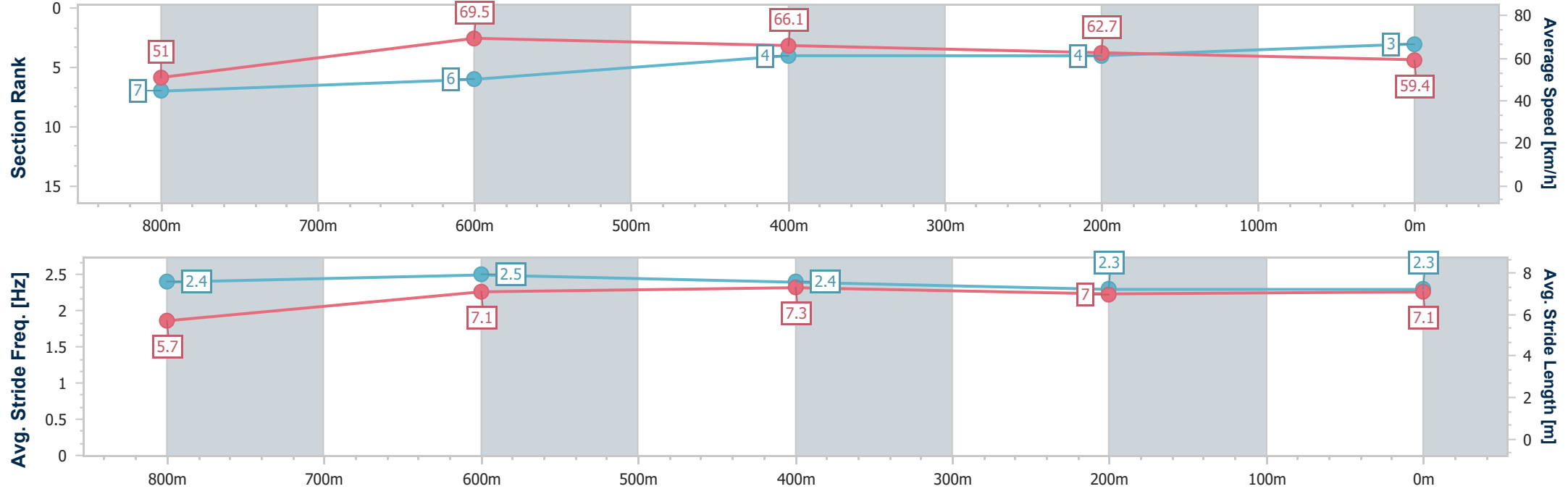
Horse/Jockey Name	Bush Battle
Final Rank	3
Fastest Section Time (Section)	0:10.38 (800m)
Top Speed [km/h] (Section)	70.6 (Overall)
Race State	Finished



DalbyProfessional  
Race 3: BENS WAY Colts, Geldings and Entires Maiden Plate - 1000m  
30 January 2026 - 14:47  
Track Rating: Good 3, Weather: Fine, Rail Position: +1m 500m-300m, True Remainder



Section	Overall	800m	600m	400m	200m										
Section Times	0:59.03 [3] (0:14.13)	0:44.90 [7] (0:10.38)	0:34.52 [6] (0:10.88)	0:23.64 [4] (0:11.50)	0:12.14 [4] (0:12.14)										
Average Speed [km/h]	51.0	69.5	66.1	62.7	59.4										
Top Speed [km/h]	70.6	70.6	69.4	64.8	61.9										
Avg. Dist. to Rail [m]	3.7	3.7	1.2	1.0	1.6										
Avg. Stride Freq. [Hz]	2.4	2.5	2.4	2.3	2.3										
Avg. Stride Length [m]	5.7	7.1	7.3	7.0	7.1										





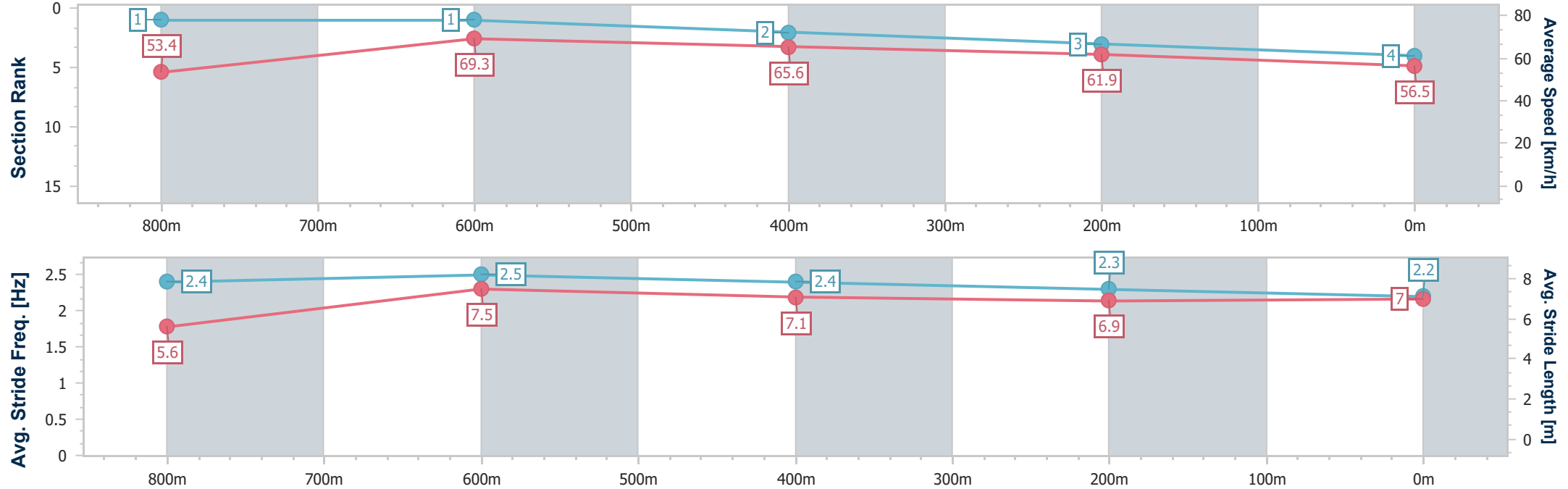
Horse/Jockey Name	Galath
Final Rank	4
Fastest Section Time (Section)	0:10.34 (800m)
Top Speed [km/h] (Section)	70.7 (800m)
Race State	Finished



DalbyProfessional  
Race 3: BENS WAY Colts, Geldings and Entires Maiden Plate - 1000m  
30 January 2026 - 14:47  
Track Rating: Good 3, Weather: Fine, Rail Position: +1m 500m-300m, True Remainder



Section	Overall	800m	600m	400m	200m									
Section Times	0:59.27 [4] (0:13.52)	0:45.75 [1] (0:10.34)	0:35.41 [1] (0:11.02)	0:24.39 [2] (0:11.66)	0:12.73 [3] (0:12.73)									
Average Speed [km/h]	53.4	69.3	65.6	61.9	56.5									
Top Speed [km/h]	70.7	70.7	67.7	63.0	60.4									
Avg. Dist. to Rail [m]	7.9	4.7	1.5	0.6	0.8									
Avg. Stride Freq. [Hz]	2.4	2.5	2.4	2.3	2.2									
Avg. Stride Length [m]	5.6	7.5	7.1	6.9	7.0									







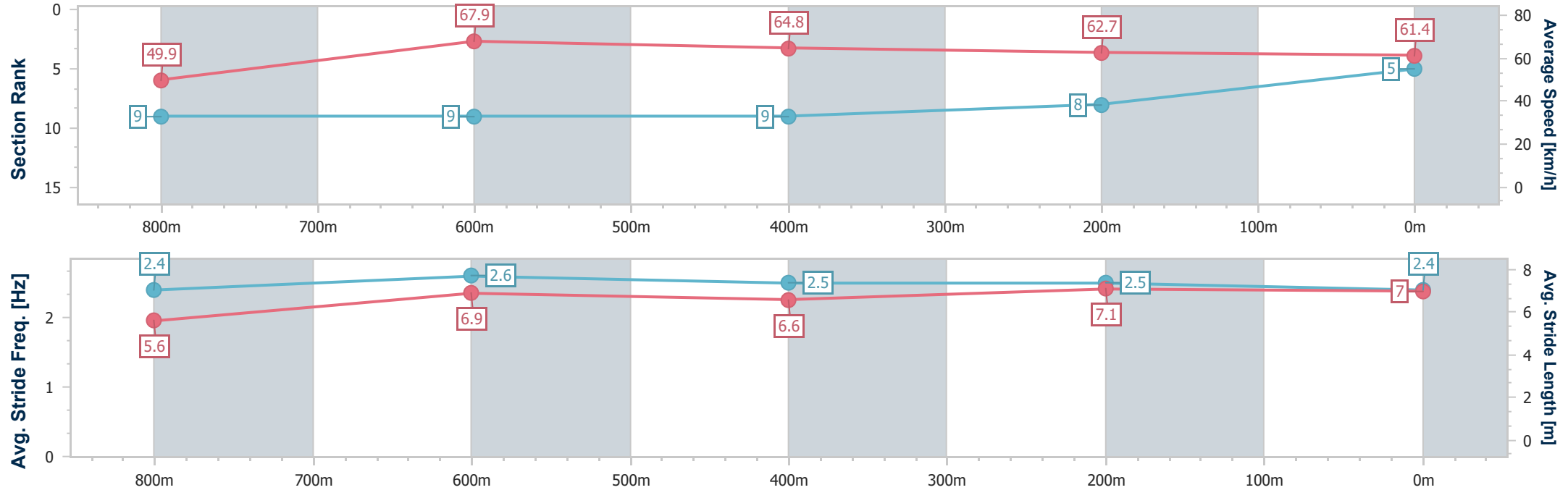
Horse/Jockey Name	Bargara Bound
Final Rank	5
Fastest Section Time (Section)	0:10.58 (800m)
Top Speed [km/h] (Section)	69.6 (800m)
Race State	Finished



DalbyProfessional  
Race 3: BENS WAY Colts, Geldings and Entires Maiden Plate - 1000m  
30 January 2026 - 14:47  
Track Rating: Good 3, Weather: Fine, Rail Position: +1m 500m-300m, True Remainder



Section	Overall	800m	600m	400m	200m										
Section Times	0:59.48 [5] (0:14.45)	0:45.03 [9] (0:10.58)	0:34.45 [9] (0:11.19)	0:23.26 [9] (0:11.51)	0:11.75 [8] (0:11.75)										
Average Speed [km/h]	49.9	67.9	64.8	62.7	61.4										
Top Speed [km/h]	69.5	69.6	67.7	63.3	62.6										
Avg. Dist. to Rail [m]	5.8	4.6	1.7	3.1	6.8										
Avg. Stride Freq. [Hz]	2.4	2.6	2.5	2.5	2.4										
Avg. Stride Length [m]	5.6	6.9	6.6	7.1	7.0										





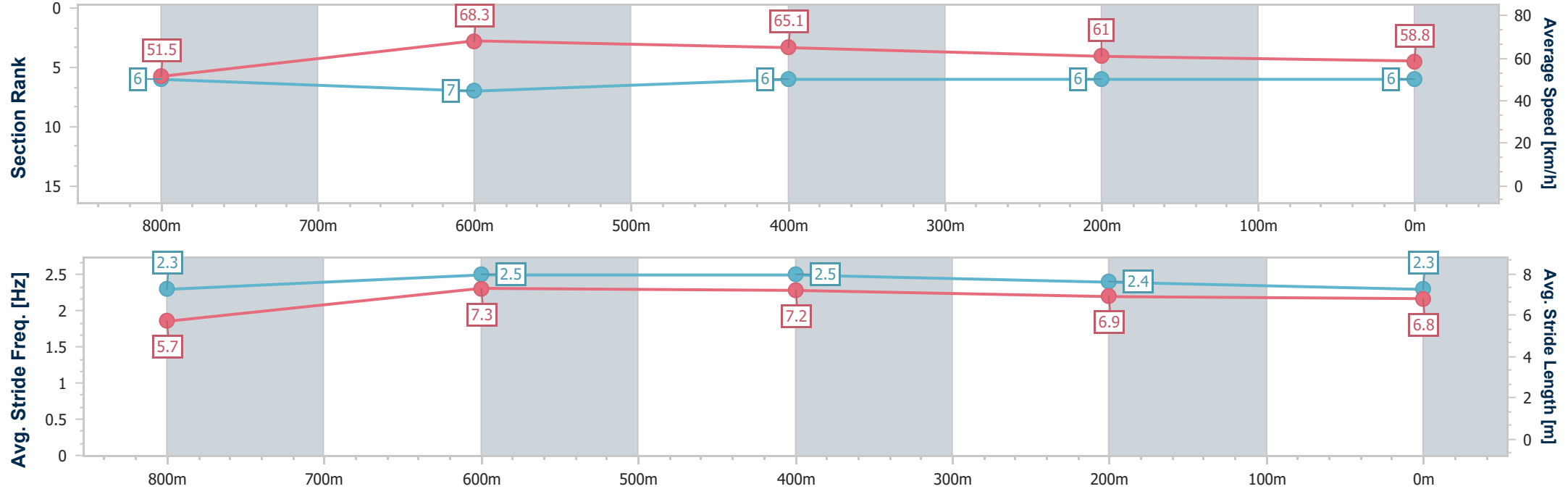
Horse/Jockey Name	Mishani Hercules
Final Rank	6
Fastest Section Time (Section)	0:10.56 (800m)
Top Speed [km/h] (Section)	70.1 (800m)
Race State	Finished



DalbyProfessional  
Race 3: BENS WAY Colts, Geldings and Entires Maiden Plate - 1000m  
30 January 2026 - 14:47  
Track Rating: Good 3, Weather: Fine, Rail Position: +1m 500m-300m, True Remainder



Section	Overall	800m	600m	400m	200m										
Section Times	0:59.48 [6] (0:13.96)	0:45.52 [6] (0:10.56)	0:34.96 [7] (0:10.98)	0:23.98 [6] (0:11.73)	0:12.25 [6] (0:12.25)										
Average Speed [km/h]	51.5	68.3	65.1	61.0	58.8										
Top Speed [km/h]	69.8	70.1	67.8	62.5	61.2										
Avg. Dist. to Rail [m]	2.1	2.8	1.8	0.6	1.8										
Avg. Stride Freq. [Hz]	2.3	2.5	2.5	2.4	2.3										
Avg. Stride Length [m]	5.7	7.3	7.2	6.9	6.8										





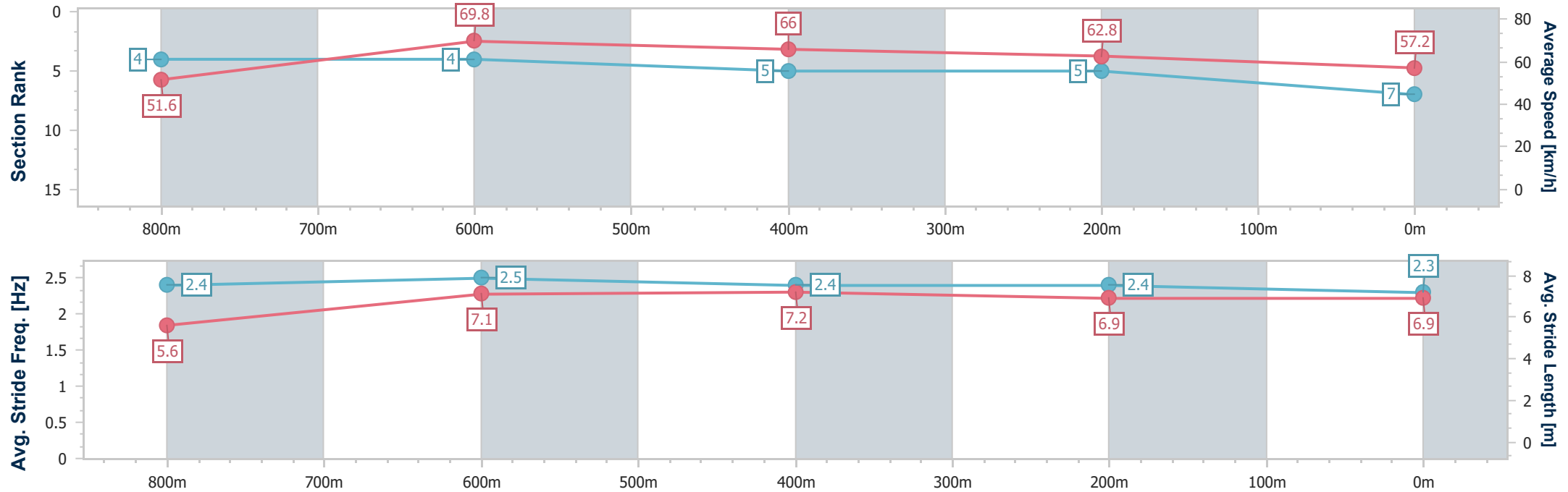
Horse/Jockey Name	Call Sign
Final Rank	7
Fastest Section Time (Section)	0:10.33 (800m)
Top Speed [km/h] (Section)	70.6 (800m)
Race State	Finished



DalbyProfessional  
Race 3: BENS WAY Colts, Geldings and Entires Maiden Plate - 1000m  
30 January 2026 - 14:47  
Track Rating: Good 3, Weather: Fine, Rail Position: +1m 500m-300m, True Remainder



Section	Overall	800m	600m	400m	200m										
Section Times	0:59.52 [7] (0:13.92)	0:45.60 [4] (0:10.33)	0:35.27 [4] (0:11.17)	0:24.10 [5] (0:11.55)	0:12.55 [5] (0:12.55)										
Average Speed [km/h]	51.6	69.8	66.0	62.8	57.2										
Top Speed [km/h]	70.2	70.6	67.8	64.7	61.0										
Avg. Dist. to Rail [m]	6.7	6.7	4.4	3.8	4.6										
Avg. Stride Freq. [Hz]	2.4	2.5	2.4	2.4	2.3										
Avg. Stride Length [m]	5.6	7.1	7.2	6.9	6.9										





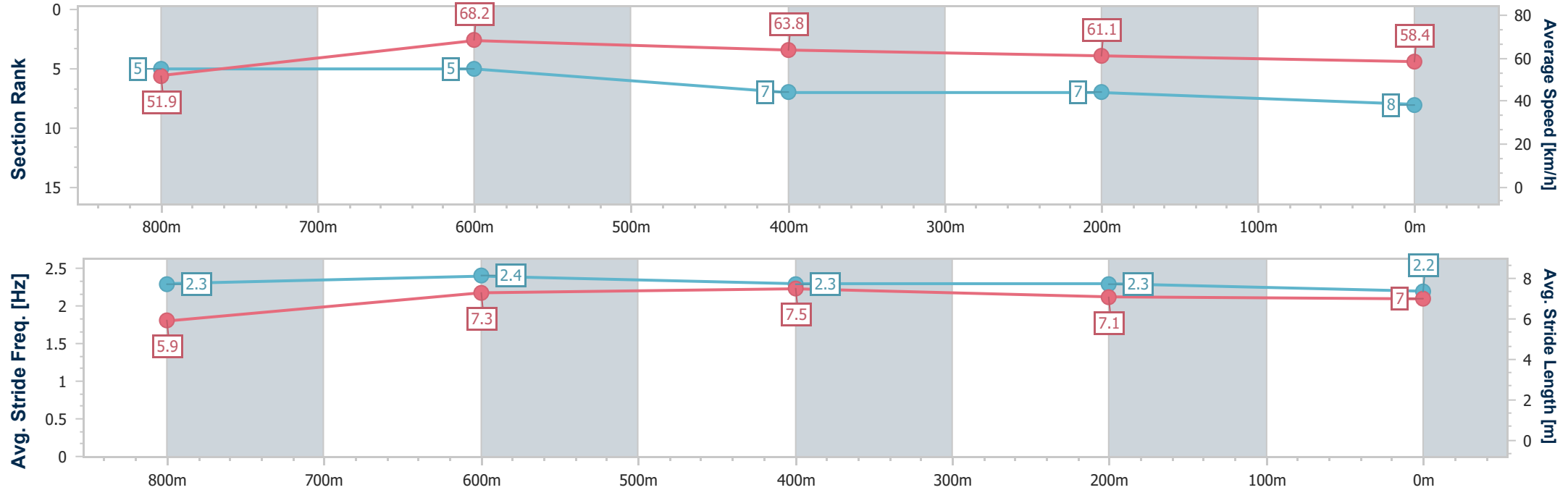
Horse/Jockey Name	Privet
Final Rank	8
Fastest Section Time (Section)	0:10.54 (800m)
Top Speed [km/h] (Section)	69.3 (800m)
Race State	Finished



DalbyProfessional  
Race 3: BENS WAY Colts, Geldings and Entires Maiden Plate - 1000m  
30 January 2026 - 14:47  
Track Rating: Good 3, Weather: Fine, Rail Position: +1m 500m-300m, True Remainder



Section	Overall	800m	600m	400m	200m									
Section Times	0:59.88 [8] (0:13.94)	0:45.94 [5] (0:10.54)	0:35.40 [5] (0:11.34)	0:24.06 [7] (0:11.74)	0:12.32 [7] (0:12.32)									
Average Speed [km/h]	51.9	68.2	63.8	61.1	58.4									
Top Speed [km/h]	68.8	69.3	66.8	62.5	59.5									
Avg. Dist. to Rail [m]	4.8	5.0	1.9	1.3	3.2									
Avg. Stride Freq. [Hz]	2.3	2.4	2.3	2.3	2.2									
Avg. Stride Length [m]	5.9	7.3	7.5	7.1	7.0									





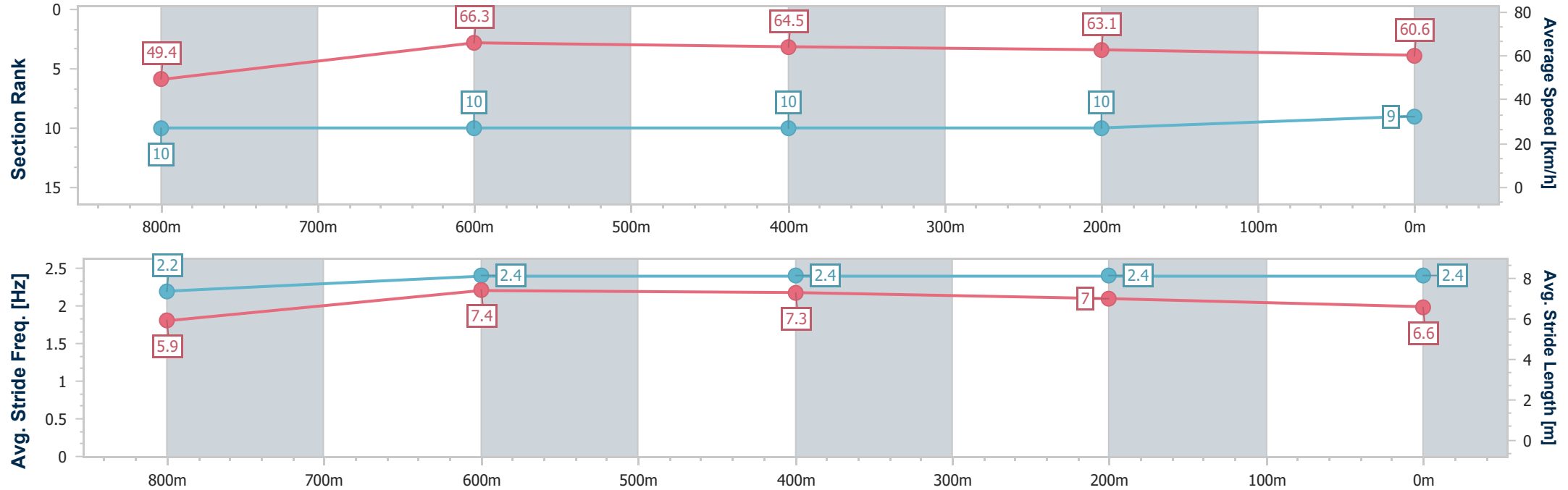
Horse/Jockey Name	Prized Gesture
Final Rank	9
Fastest Section Time (Section)	0:10.83 (800m)
Top Speed [km/h] (Section)	69.0 (800m)
Race State	Finished



DalbyProfessional  
Race 3: BENS WAY Colts, Geldings and Entires Maiden Plate - 1000m  
30 January 2026 - 14:47  
Track Rating: Good 3, Weather: Fine, Rail Position: +1m 500m-300m, True Remainder



Section	Overall	800m	600m	400m	200m										
Section Times	1:00.14 [9] (0:14.61)	0:45.53 [10] (0:10.83)	0:34.70 [10] (0:11.29)	0:23.41 [10] (0:11.53)	0:11.88 [10] (0:11.88)										
Average Speed [km/h]	49.4	66.3	64.5	63.1	60.6										
Top Speed [km/h]	67.7	69.0	65.9	64.1	62.0										
Avg. Dist. to Rail [m]	6.5	6.9	2.7	5.1	10.0										
Avg. Stride Freq. [Hz]	2.2	2.4	2.4	2.4	2.4										
Avg. Stride Length [m]	5.9	7.4	7.3	7.0	6.6										





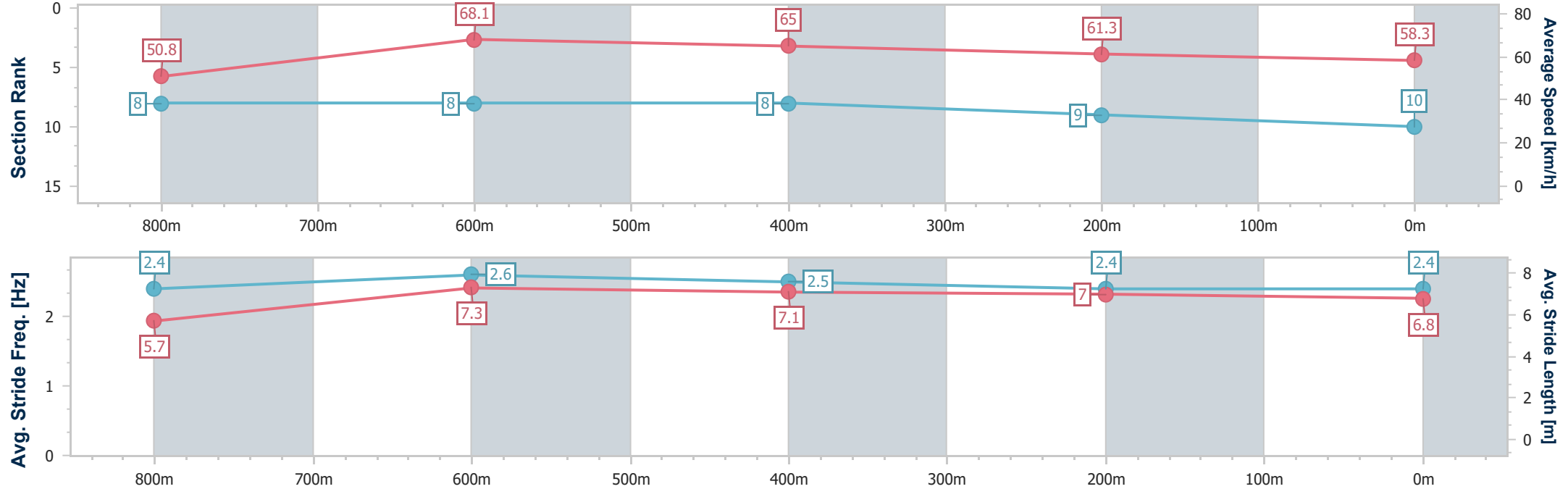
Horse/Jockey Name	On The Job
Final Rank	10
Fastest Section Time (Section)	0:10.59 (800m)
Top Speed [km/h] (Section)	69.3 (Overall)
Race State	Finished



DalbyProfessional  
Race 3: BENS WAY Colts, Geldings and Entires Maiden Plate - 1000m  
30 January 2026 - 14:47  
Track Rating: Good 3, Weather: Fine, Rail Position: +1m 500m-300m, True Remainder



Section	Overall	800m	600m	400m	200m										
Section Times	1:00.16 [10] (0:14.17)	0:45.99 [8] (0:10.59)	0:35.40 [8] (0:11.23)	0:24.17 [8] (0:11.79)	0:12.38 [9] (0:12.38)										
Average Speed [km/h]	50.8	68.1	65.0	61.3	58.3										
Top Speed [km/h]	69.3	69.3	67.3	62.8	60.4										
Avg. Dist. to Rail [m]	9.3	7.7	3.4	4.2	8.5										
Avg. Stride Freq. [Hz]	2.4	2.6	2.5	2.4	2.4										
Avg. Stride Length [m]	5.7	7.3	7.1	7.0	6.8										





# DalbyProfessional

## Race 4: THE GLESSO GALLOP RATINGS BAND 0 - 55 Handicap - 1000m

30 January 2026 - 15:28



Track Rating: Good 3, Weather: Fine, Rail Position: +1m 500m-300m, True Remainder

Section							Overall	800m	600m	400m	200m			Last 600m
Field Times							0:57.87 (0:13.57)	0:44.30 (0:09.98)	0:34.32 (0:10.72)	0:23.60 (0:11.58)	0:12.02 (0:12.02)			0:34.32
Rank	TAB	Horse/Jockey	Barrier	Top Speed [km/h]	Fastest Section						Margin			Distance Travelled [m]
1	7	MR EVANS	5	71.1	0:10.37	0:57.87 [1]	0:44.26 [3]	0:33.89 [7]	0:23.21 [7]	0:12.02 [2]	0:57.87	0:33.89		
		Fred Larson		Overall	800m	(0:13.61)	(0:10.37)	(0:10.68)	(0:11.19)	(0:12.02)				
2	1	COPPER SUNSET	4	72.4	0:10.07	0:58.01 [2]	0:44.32 [7]	0:34.25 [6]	0:23.58 [3]	0:12.11 [3]	0.86L	0:34.25		+0
		Harrison Shaw		800m	800m	(0:13.69)	(0:10.07)	(0:10.67)	(0:11.47)	(0:12.11)				
3	10	DUCHESS OF ARGYLL	6	72.4	0:10.05	0:58.32 [3]	0:44.75 [1]	0:34.70 [2]	0:23.81 [4]	0:12.41 [4]	2.64L	0:34.70		+2
		Bailie Baker		Overall	800m	(0:13.57)	(0:10.05)	(0:10.89)	(0:11.40)	(0:12.41)				
4	9	PACIFIC PIRATE	2	71.6	0:10.18	0:58.41 [4]	0:44.40 [10]	0:34.22 [10]	0:23.64 [9]	0:12.40 [5]	3.16L	0:34.22		+6
		Hannah Richardson		800m	800m	(0:14.01)	(0:10.18)	(0:10.58)	(0:11.24)	(0:12.40)				
5	4	SEEBURG	3	72.4	0:10.00	0:58.42 [5]	0:44.78 [5]	0:34.78 [3]	0:24.15 [1]	0:12.57 [1]	3.23L	0:34.78		-1
		Sarah Robbins		800m	800m	(0:13.64)	(0:10.00)	(0:10.63)	(0:11.58)	(0:12.57)				
6	2	CAPIANA	7	72.4	0:10.07	0:58.74 [6]	0:45.13 [4]	0:35.06 [4]	0:24.20 [5]	0:12.63 [7]	5.15L	0:35.06		+4
		Georgina Cartwright		Overall	800m	(0:13.61)	(0:10.07)	(0:10.86)	(0:11.57)	(0:12.63)				
7	8	WANTSOMEMOREOFIT	10	72.5	0:10.06	0:58.79 [7]	0:45.13 [6]	0:35.07 [5]	0:24.24 [6]	0:12.70 [6]	5.4L	0:35.07		+6
		Emily Lang		Overall	800m	(0:13.66)	(0:10.06)	(0:10.83)	(0:11.54)	(0:12.70)				
8	5	ABOUT RIGHT	8	72.4	0:09.98	0:59.86 [8]	0:46.29 [2]	0:36.31 [1]	0:25.45 [2]	0:13.56 [8]	11.7L	0:36.31		+6
		Les Tilley		Overall	800m	(0:13.57)	(0:09.98)	(0:10.86)	(0:11.89)	(0:13.56)				
9	6	CRUMPETS	1	71.7	0:10.16	1:01.57 [9]	0:47.69 [9]	0:37.53 [8]	0:26.57 [10]	0:14.68 [10]	21.8L	0:37.53		+2
		Sean Cormack		800m	800m	(0:13.88)	(0:10.16)	(0:10.96)	(0:11.89)	(0:14.68)				

Did Not Finish: High Security (#3)

Scratched: Anaisa (#12), Costa Catori (#11)



Horse/Jockey Name	Mr Evans
Final Rank	1
Fastest Section Time (Section)	0:10.37 (800m)
Top Speed [km/h] (Section)	71.1 (Overall)
Race State	Finished

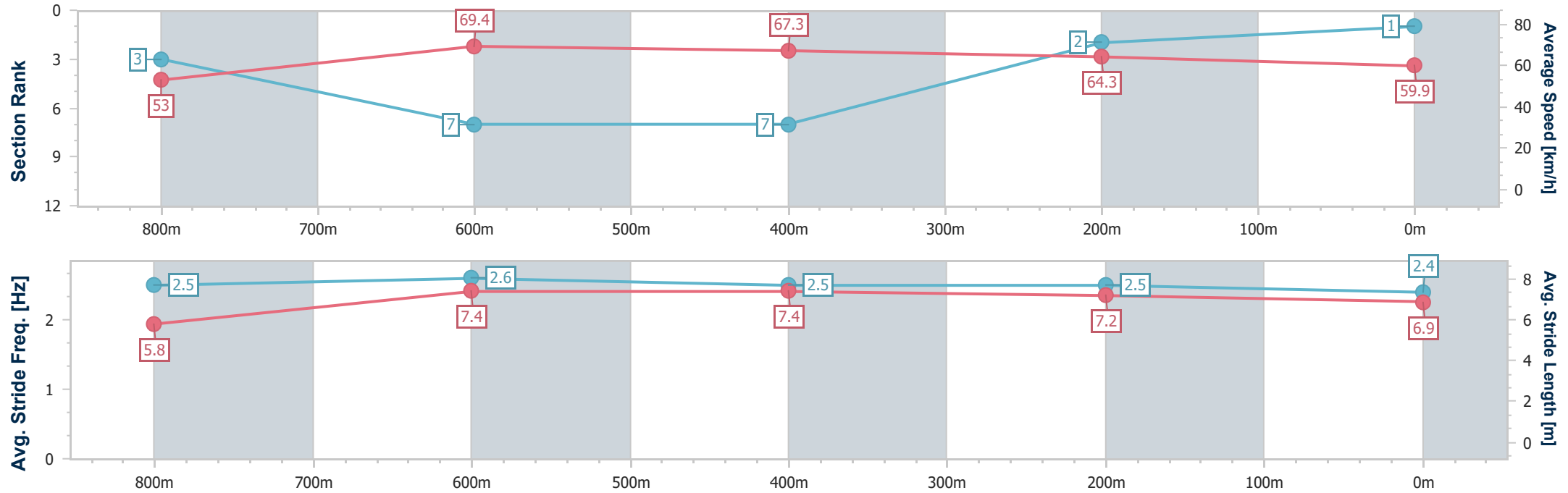


DalbyProfessional  
Race 4: THE GLESSO GALLOP RATINGS BAND 0 - 55  
Handicap - 1000m



30 January 2026 - 15:28  
Track Rating: Good 3, Weather: Fine, Rail Position: +1m 500m-300m, True Remainder

Section	Overall	800m	600m	400m	200m										
Section Times	0:57.87 [1] (0:13.61)	0:44.26 [3] (0:10.37)	0:33.89 [7] (0:10.68)	0:23.21 [7] (0:11.19)	0:12.02 [2] (0:12.02)										
Average Speed [km/h]	53.0	69.4	67.3	64.3	59.9										
Top Speed [km/h]	71.1	71.1	68.6	66.0	63.2										
Avg. Dist. to Rail [m]	6.0	4.5	1.5	0.9	3.0										
Avg. Stride Freq. [Hz]	2.5	2.6	2.5	2.5	2.4										
Avg. Stride Length [m]	5.8	7.4	7.4	7.2	6.9										



- [ ] Ranking at each section and finish
- .-.- No data available at this section
- NA No data available





Horse/Jockey Name	Copper Sunset
Final Rank	2
Fastest Section Time (Section)	0:10.07 (800m)
Top Speed [km/h] (Section)	72.4 (800m)
Race State	Finished

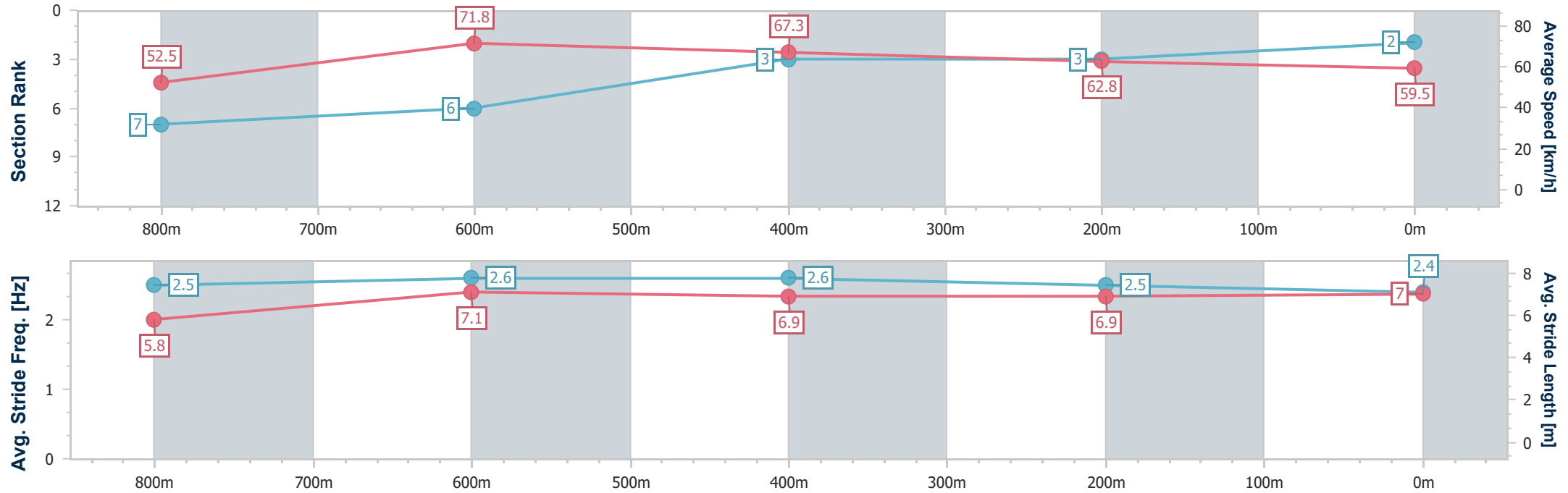


DalbyProfessional  
Race 4: THE GLESSO GALLOP RATINGS BAND 0 - 55  
Handicap - 1000m



30 January 2026 - 15:28  
Track Rating: Good 3, Weather: Fine, Rail Position: +1m 500m-300m, True Remainder

Section	Overall	800m	600m	400m	200m										
Section Times	0:58.01 [2] (0:13.69)	0:44.32 [7] (0:10.07)	0:34.25 [6] (0:10.67)	0:23.58 [3] (0:11.47)	0:12.11 [3] (0:12.11)										
Average Speed [km/h]	52.5	71.8	67.3	62.8	59.5										
Top Speed [km/h]	72.1	72.4	70.2	65.5	61.8										
Avg. Dist. to Rail [m]	4.7	3.5	0.9	2.1	6.5										
Avg. Stride Freq. [Hz]	2.5	2.6	2.6	2.5	2.4										
Avg. Stride Length [m]	5.8	7.1	6.9	6.9	7.0										



- [ ] Ranking at each section and finish
- .-.- No data available at this section
- NA No data available



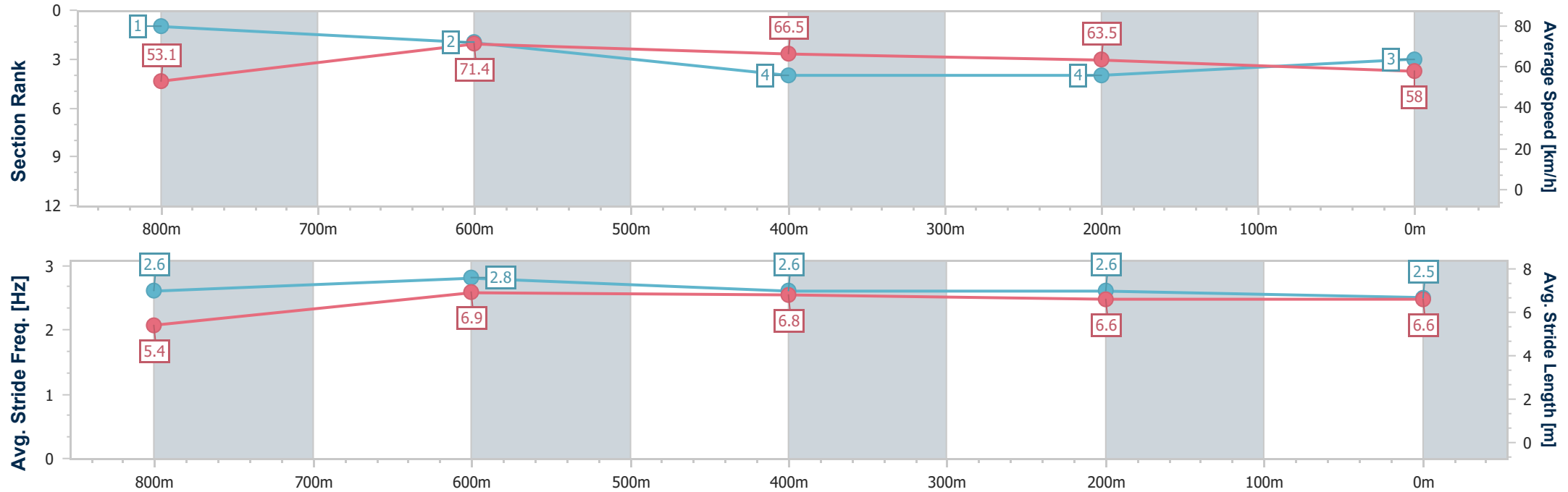
Horse/Jockey Name	Duchess Of Argyll
Final Rank	3
Fastest Section Time (Section)	0:10.05 (800m)
Top Speed [km/h] (Section)	72.4 (Overall)
Race State	Finished



DalbyProfessional  
Race 4: THE GLESSO GALLOP RATINGS BAND 0 - 55  
Handicap - 1000m  
30 January 2026 - 15:28  
Track Rating: Good 3, Weather: Fine, Rail Position: +1m 500m-300m, True Remainder



Section	Overall	800m	600m	400m	200m										
Section Times	0:58.32 [3] (0:13.57)	0:44.75 [1] (0:10.05)	0:34.70 [2] (0:10.89)	0:23.81 [4] (0:11.40)	0:12.41 [4] (0:12.41)										
Average Speed [km/h]	53.1	71.4	66.5	63.5	58.0										
Top Speed [km/h]	72.4	72.4	69.2	65.4	61.8										
Avg. Dist. to Rail [m]	6.9	5.2	1.5	3.5	7.0										
Avg. Stride Freq. [Hz]	2.6	2.8	2.6	2.6	2.5										
Avg. Stride Length [m]	5.4	6.9	6.8	6.6	6.6										



- [ ] Ranking at each section and finish
- .-.- No data available at this section
- NA No data available



Horse/Jockey Name	Pacific Pirate
Final Rank	4
Fastest Section Time (Section)	0:10.18 (800m)
Top Speed [km/h] (Section)	71.6 (800m)
Race State	Finished

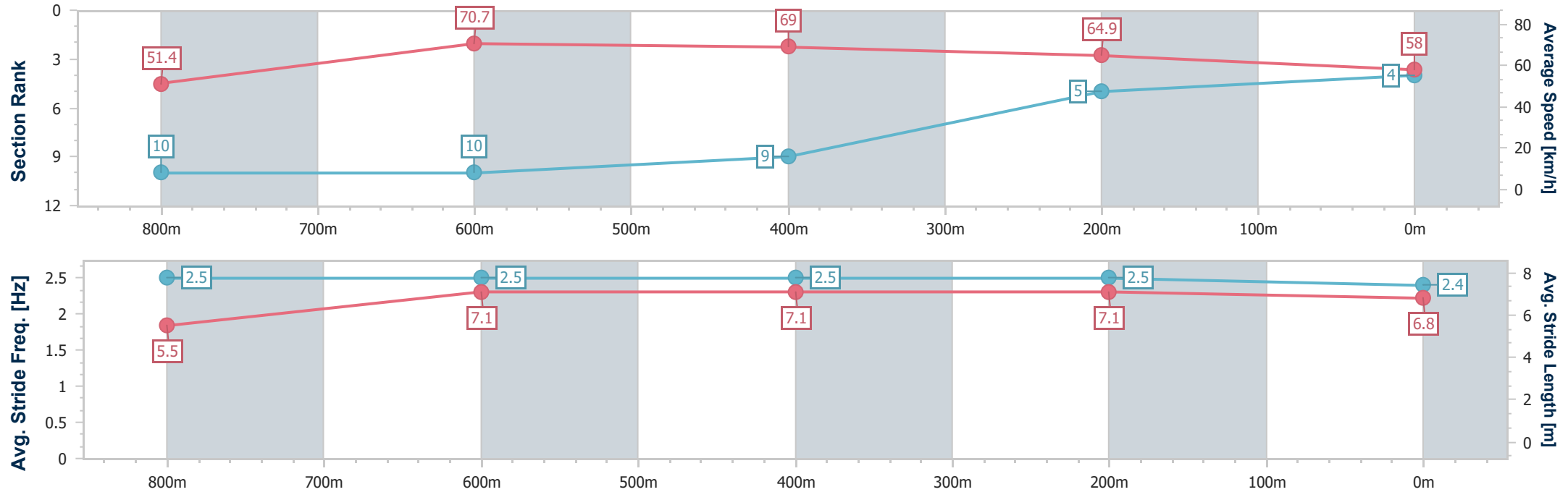


DalbyProfessional  
Race 4: THE GLESSO GALLOP RATINGS BAND 0 - 55  
Handicap - 1000m



30 January 2026 - 15:28  
Track Rating: Good 3, Weather: Fine, Rail Position: +1m 500m-300m, True Remainder

Section	Overall	800m	600m	400m	200m										
Section Times	0:58.41 [4] (0:14.01)	0:44.40 [10] (0:10.18)	0:34.22 [10] (0:10.58)	0:23.64 [9] (0:11.24)	0:12.40 [5] (0:12.40)										
Average Speed [km/h]	51.4	70.7	69.0	64.9	58.0										
Top Speed [km/h]	71.1	71.6	69.8	67.4	61.8										
Avg. Dist. to Rail [m]	3.4	4.6	3.2	7.2	11.0										
Avg. Stride Freq. [Hz]	2.5	2.5	2.5	2.5	2.4										
Avg. Stride Length [m]	5.5	7.1	7.1	7.1	6.8										



- [ ] Ranking at each section and finish
- .-.- No data available at this section
- NA No data available



Horse/Jockey Name	Seeburg
Final Rank	5
Fastest Section Time (Section)	0:10.00 (800m)
Top Speed [km/h] (Section)	72.4 (800m)
Race State	Finished

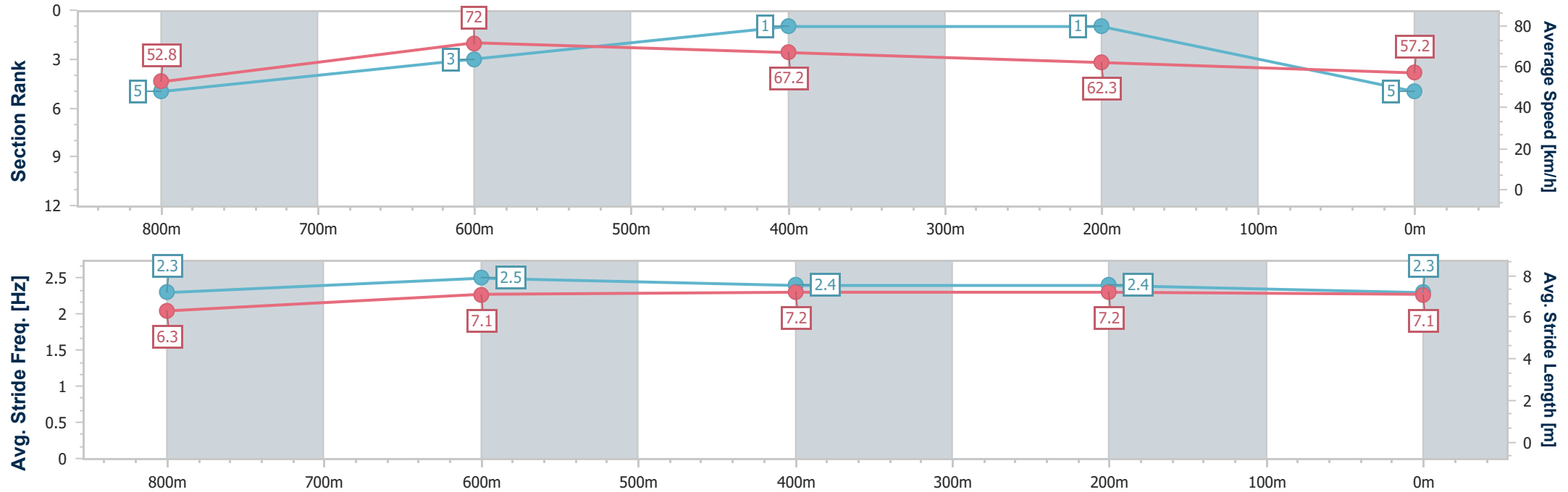


DalbyProfessional  
Race 4: THE GLESSO GALLOP RATINGS BAND 0 - 55  
Handicap - 1000m



30 January 2026 - 15:28  
Track Rating: Good 3, Weather: Fine, Rail Position: +1m 500m-300m, True Remainder

Section	Overall	800m	600m	400m	200m										
Section Times	0:58.42 [5] (0:13.64)	0:44.78 [5] (0:10.00)	0:34.78 [3] (0:10.63)	0:24.15 [1] (0:11.58)	0:12.57 [1] (0:12.57)										
Average Speed [km/h]	52.8	72.0	67.2	62.3	57.2										
Top Speed [km/h]	71.5	72.4	71.5	63.9	60.6										
Avg. Dist. to Rail [m]	3.8	2.0	1.0	1.1	3.4										
Avg. Stride Freq. [Hz]	2.3	2.5	2.4	2.4	2.3										
Avg. Stride Length [m]	6.3	7.1	7.2	7.2	7.1										





Horse/Jockey Name	Capiana
Final Rank	6
Fastest Section Time (Section)	0:10.07 (800m)
Top Speed [km/h] (Section)	72.4 (Overall)
Race State	Finished

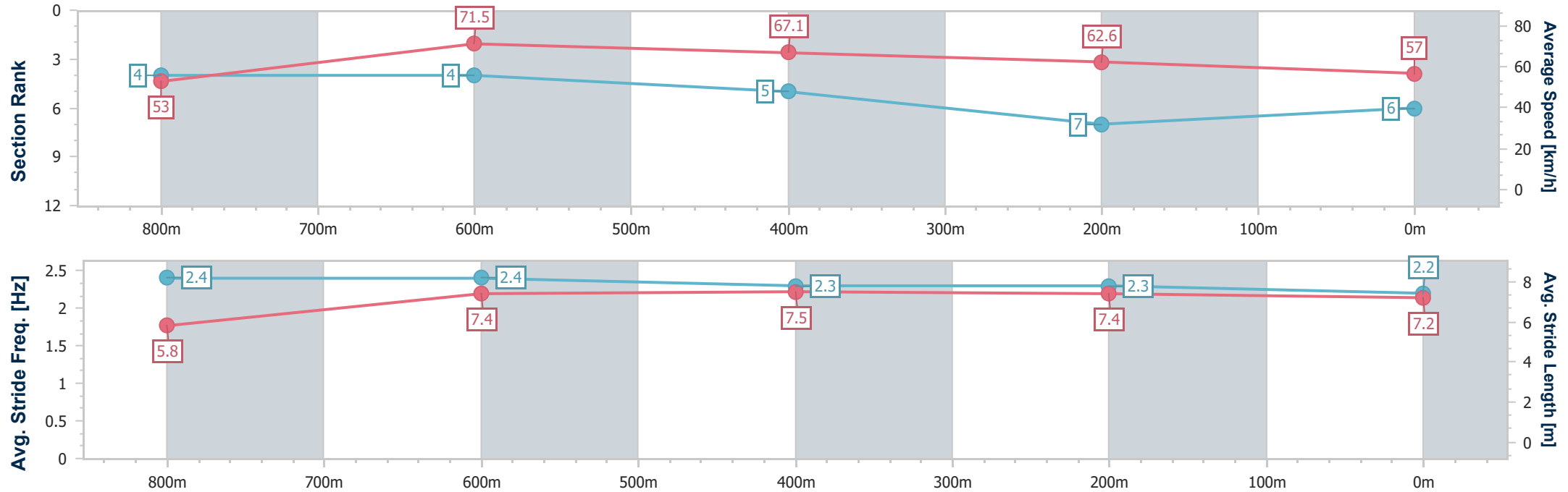


DalbyProfessional  
Race 4: THE GLESSO GALLOP RATINGS BAND 0 - 55  
Handicap - 1000m



30 January 2026 - 15:28  
Track Rating: Good 3, Weather: Fine, Rail Position: +1m 500m-300m, True Remainder

Section	Overall	800m	600m	400m	200m										
Section Times	0:58.74 [6] (0:13.61)	0:45.13 [4] (0:10.07)	0:35.06 [4] (0:10.86)	0:24.20 [5] (0:11.57)	0:12.63 [7] (0:12.63)										
Average Speed [km/h]	53.0	71.5	67.1	62.6	57.0										
Top Speed [km/h]	72.4	72.4	69.3	65.6	59.9										
Avg. Dist. to Rail [m]	8.5	6.2	2.6	4.7	7.9										
Avg. Stride Freq. [Hz]	2.4	2.4	2.3	2.3	2.2										
Avg. Stride Length [m]	5.8	7.4	7.5	7.4	7.2										



- [ ] Ranking at each section and finish
- .-.- No data available at this section
- NA No data available



Horse/Jockey Name	Wantsomemoreofit
Final Rank	7
Fastest Section Time (Section)	0:10.06 (800m)
Top Speed [km/h] (Section)	72.5 (Overall)
Race State	Finished

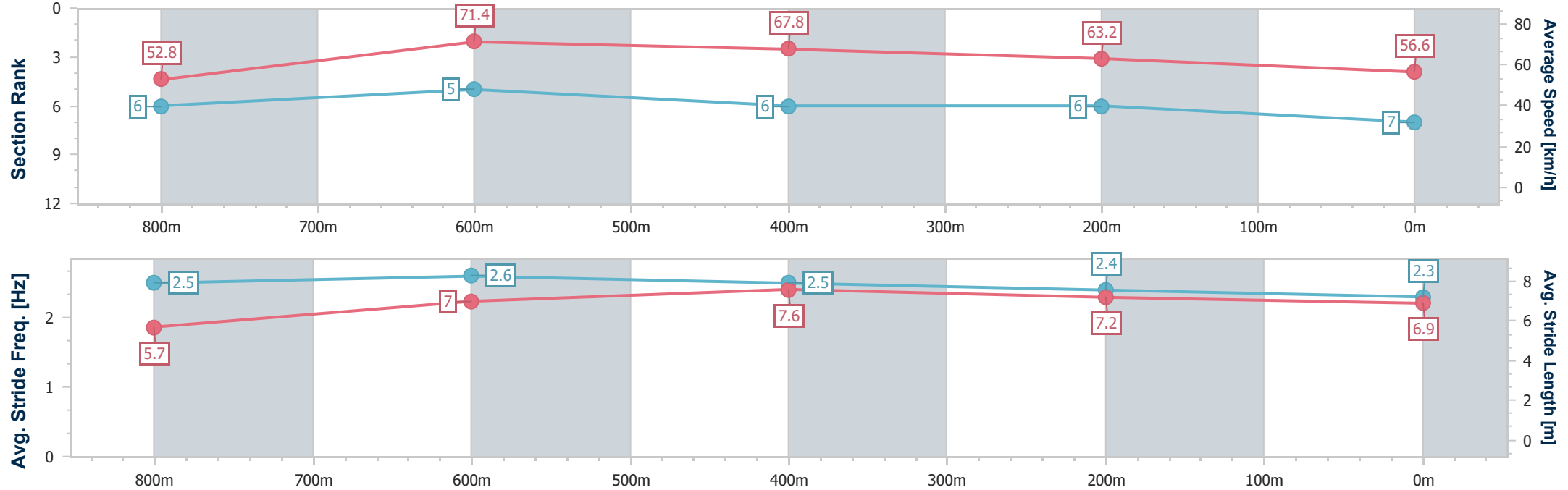


DalbyProfessional  
Race 4: THE GLESSO GALLOP RATINGS BAND 0 - 55  
Handicap - 1000m



30 January 2026 - 15:28  
Track Rating: Good 3, Weather: Fine, Rail Position: +1m 500m-300m, True Remainder

Section	Overall	800m	600m	400m	200m										
Section Times	0:58.79 [7] (0:13.66)	0:45.13 [6] (0:10.06)	0:35.07 [5] (0:10.83)	0:24.24 [6] (0:11.54)	0:12.70 [6] (0:12.70)										
Average Speed [km/h]	52.8	71.4	67.8	63.2	56.6										
Top Speed [km/h]	72.5	72.4	70.2	66.3	60.4										
Avg. Dist. to Rail [m]	12.0	8.7	3.9	6.0	9.0										
Avg. Stride Freq. [Hz]	2.5	2.6	2.5	2.4	2.3										
Avg. Stride Length [m]	5.7	7.0	7.6	7.2	6.9										



- [ ] Ranking at each section and finish
- .-.- No data available at this section
- NA No data available



Horse/Jockey Name	About Right
Final Rank	8
Fastest Section Time (Section)	0:09.98 (800m)
Top Speed [km/h] (Section)	72.4 (Overall)
Race State	Finished

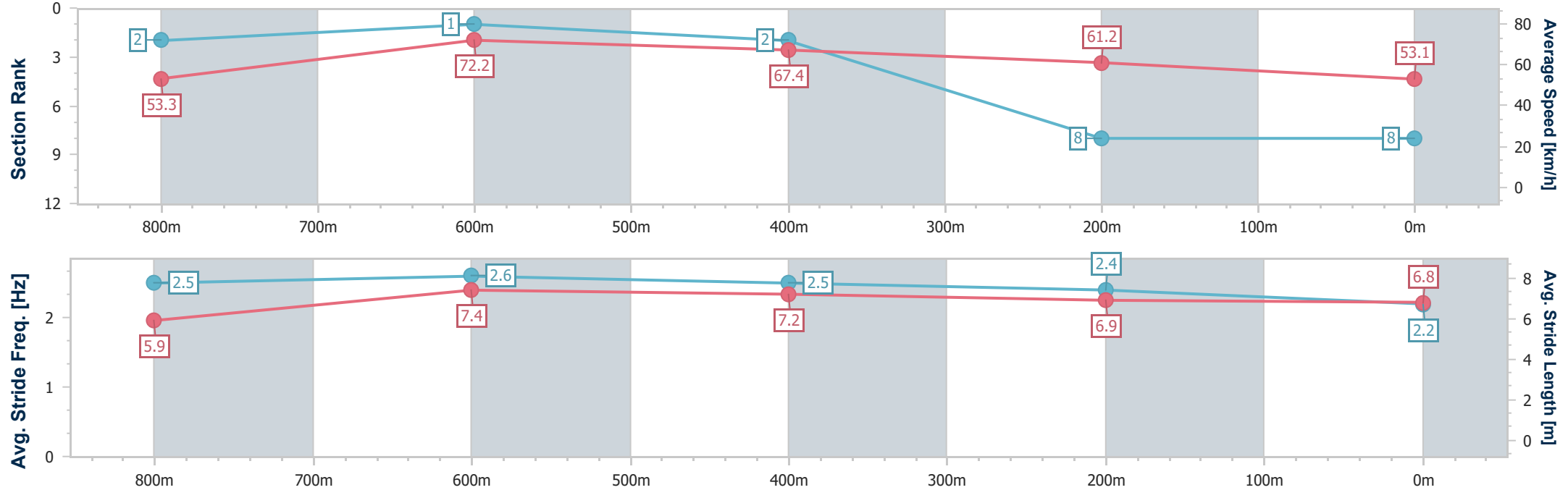


DalbyProfessional  
Race 4: THE GLESSO GALLOP RATINGS BAND 0 - 55  
Handicap - 1000m



30 January 2026 - 15:28  
Track Rating: Good 3, Weather: Fine, Rail Position: +1m 500m-300m, True Remainder

Section	Overall	800m	600m	400m	200m										
Section Times	0:59.86 [8] (0:13.57)	0:46.29 [2] (0:09.98)	0:36.31 [1] (0:10.86)	0:25.45 [2] (0:11.89)	0:13.56 [8] (0:13.56)										
Average Speed [km/h]	53.3	72.2	67.4	61.2	53.1										
Top Speed [km/h]	72.4	72.4	69.7	63.6	57.9										
Avg. Dist. to Rail [m]	9.1	8.0	4.2	4.8	7.3										
Avg. Stride Freq. [Hz]	2.5	2.6	2.5	2.4	2.2										
Avg. Stride Length [m]	5.9	7.4	7.2	6.9	6.8										



[ ] Ranking at each section and finish  
- - - - - No data available at this section  
NA No data available



Horse/Jockey Name	Crumpets
Final Rank	9
Fastest Section Time (Section)	0:10.16 (800m)
Top Speed [km/h] (Section)	71.7 (800m)
Race State	Finished

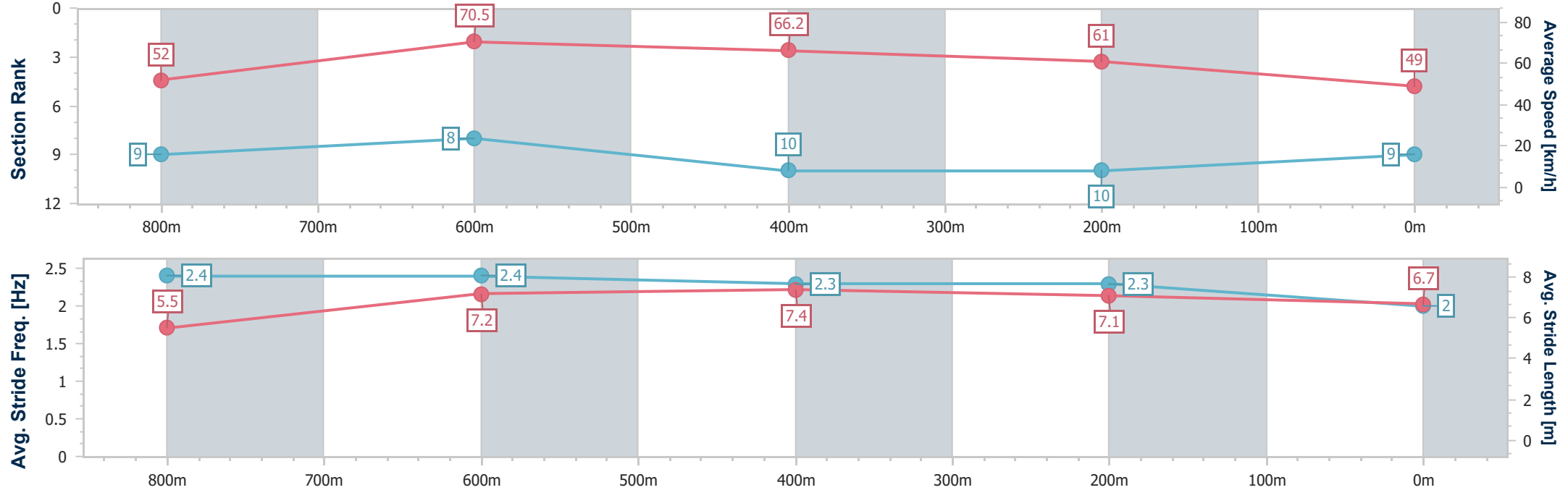


DalbyProfessional  
Race 4: THE GLESSO GALLOP RATINGS BAND 0 - 55  
Handicap - 1000m



30 January 2026 - 15:28  
Track Rating: Good 3, Weather: Fine, Rail Position: +1m 500m-300m, True Remainder

Section	Overall	800m	600m	400m	200m									
Section Times	1:01.57 [9] (0:13.88)	0:47.69 [9] (0:10.16)	0:37.53 [8] (0:10.96)	0:26.57 [10] (0:11.89)	0:14.68 [10] (0:14.68)									
Average Speed [km/h]	52.0	70.5	66.2	61.0	49.0									
Top Speed [km/h]	71.5	71.7	68.8	64.0	54.3									
Avg. Dist. to Rail [m]	2.2	3.7	1.5	3.8	5.7									
Avg. Stride Freq. [Hz]	2.4	2.4	2.3	2.3	2.0									
Avg. Stride Length [m]	5.5	7.2	7.4	7.1	6.7									







Horse/Jockey Name	High Security
Final Rank	-
Fastest Section Time (Section)	0:10.31 (800m)
Top Speed [km/h] (Section)	71.7 (800m)
Race State	DidNotFinish

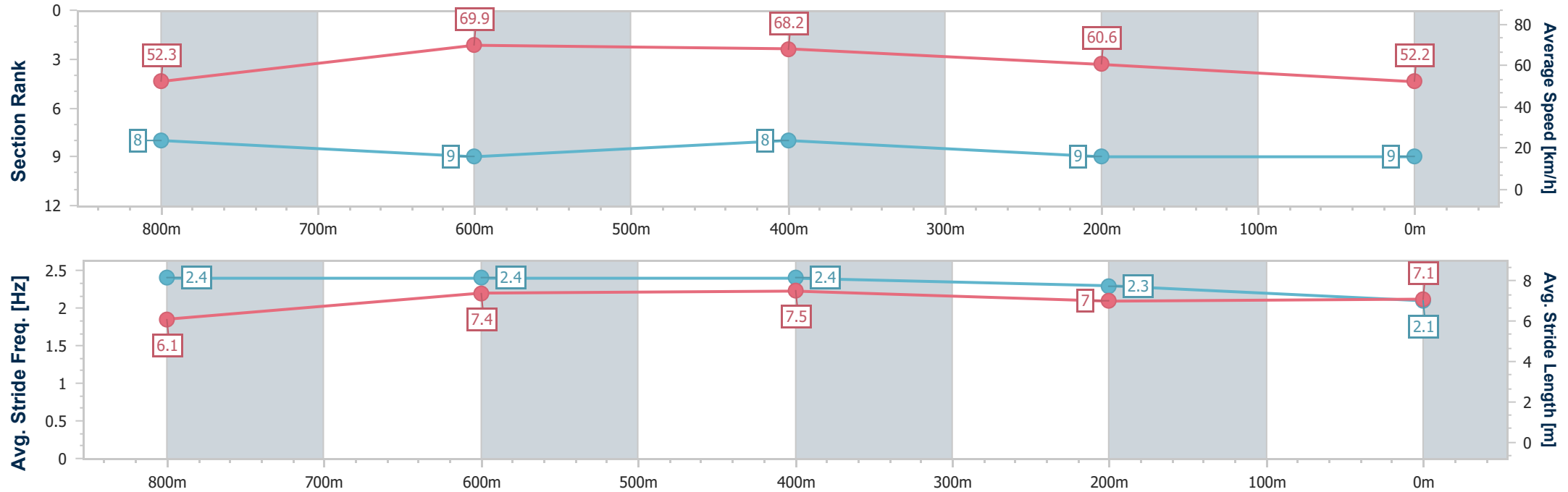


DalbyProfessional  
Race 4: THE GLESSO GALLOP RATINGS BAND 0 - 55  
Handicap - 1000m



30 January 2026 - 15:28  
Track Rating: Good 3, Weather: Fine, Rail Position: +1m 500m-300m, True Remainder

Section	Overall	800m	600m	400m	200m										
Section Times	0:00.00 [9] (0:13.76)	0:00.00 [8] (0:10.31)	0:00.00 [9] (0:10.67)	0:00.00 [8] (0:11.90)	0:00.00 [9] (0:13.83)										
Average Speed [km/h]	52.3	69.9	68.2	60.6	52.2										
Top Speed [km/h]	71.5	71.7	69.2	66.3	56.4										
Avg. Dist. to Rail [m]	10.3	5.3	2.1	3.6	2.4										
Avg. Stride Freq. [Hz]	2.4	2.4	2.4	2.3	2.1										
Avg. Stride Length [m]	6.1	7.4	7.5	7.0	7.1										



- [ ] Ranking at each section and finish
- .-.- No data available at this section
- NA No data available



**DalbyProfessional**  
**Race 5: LADBROKES SPRING HOSTED POTS RATINGS BAND 0 - 55**  
**Handicap - 1000m**  
**30 January 2026 - 16:05**



Track Rating: Good 3, Weather: Fine, Rail Position: +1m 500m-300m, True Remainder

Section						Overall	800m	600m	400m	200m	Last 600m			
Field Times						0:57.74 (0:13.51)	0:44.23 (0:09.94)	0:34.29 (0:10.85)	0:23.44 (0:11.50)	0:11.94 (0:11.94)	0:34.29			
Rank	TAB	Horse/Jockey	Barrier	Top Speed [km/h]	Fastest Section							Margin	Distance Travelled [m]	
1	8	REVITUP CHARLIE	7	72.4	0:09.97	0:57.74 [1]	0:43.58 [7]	0:33.61 [5]	0:22.94 [5]	0:11.79 [2]	0:57.74	0:33.61		
		Karl Zechner		Overall	800m	(0:14.16)	(0:09.97)	(0:10.67)	(0:11.15)	(0:11.79)				
2	7	MIDNIGHT MIRACLE	8	72.4	0:09.99	0:57.79 [2]	0:43.86 [4]	0:33.87 [4]	0:23.27 [4]	0:11.99 [1]	0.33L	0:33.87 -5		
		Kyle Wilson-Taylor		800m	800m	(0:13.93)	(0:09.99)	(0:10.60)	(0:11.28)	(0:11.99)				
3	3	BRAVE COWBOY BILL	5	72.4	0:10.02	0:58.12 [3]	0:43.99 [6]	0:33.97 [6]	0:23.31 [6]	0:12.01 [6]	2.22L	0:33.97 -3		
		Ryan Wiggins		800m	800m	(0:14.13)	(0:10.02)	(0:10.66)	(0:11.30)	(0:12.01)				
4	5	BEACHSIDE BABE	6	71.6	0:10.08	0:58.36 [4]	0:44.75 [3]	0:34.67 [3]	0:23.89 [3]	0:12.30 [5]	3.67L	0:34.67 -2		
		Micheal Hellyer		800m	800m	(0:13.61)	(0:10.08)	(0:10.78)	(0:11.59)	(0:12.30)				
5	9	ABOVE THE WORLD	4	70.8	0:10.17	0:58.43 [5]	0:44.24 [8]	0:34.07 [8]	0:23.14 [9]	0:11.86 [8]	4.06L	0:34.07 -3		
		Fred Larson		800m	800m	(0:14.19)	(0:10.17)	(0:10.93)	(0:11.28)	(0:11.86)				
6	4	QUARTER RED	3	72.0	0:10.12	0:58.60 [6]	0:44.32 [9]	0:34.20 [9]	0:23.55 [7]	0:12.17 [7]	5.04L	0:34.20 -5		
		Les Tilley		800m	800m	(0:14.28)	(0:10.12)	(0:10.65)	(0:11.38)	(0:12.17)				
7	2	MY SICADA	1	72.4	0:09.91	0:58.60 [7]	0:45.05 [2]	0:35.14 [2]	0:24.30 [1]	0:12.57 [3]	5.04L	0:35.14 -4		
		Georgina Cartwright		Overall	800m	(0:13.55)	(0:09.91)	(0:10.84)	(0:11.73)	(0:12.57)				
8	6	THE DARK SIDE	10	71.5	0:10.33	0:59.09 [8]	0:44.52 [10]	0:34.19 [10]	0:23.46 [10]	0:12.18 [9]	7.97L	0:34.19 -7		
		Olivia Kendal		800m	800m	(0:14.57)	(0:10.33)	(0:10.73)	(0:11.28)	(0:12.18)				
9	10	ONE SMART COOKIE	2	72.4	0:09.94	0:59.23 [9]	0:45.72 [1]	0:35.78 [1]	0:24.91 [2]	0:13.17 [4]	8.79L	0:35.78 -2		
		Sarah Robbins		Overall	800m	(0:13.51)	(0:09.94)	(0:10.87)	(0:11.74)	(0:13.17)				
10	1	LION'S PRIDE	9	71.0	0:10.16	0:59.92 [10]	0:45.81 [5]	0:35.65 [7]	0:24.70 [8]	0:12.98 [10]	12.83L	0:35.65 +0		
		Kenji Yoshida		Overall	800m	(0:14.11)	(0:10.16)	(0:10.95)	(0:11.72)	(0:12.98)				

Scratched: My Turn Astern (#11), Goldie's Power (#12)

Report Created: Fri 30 January 2026 16:49 GMT+1 (Note: Timing is based on position data)

Page 1/11

[ ] Ranking at each section and finish  
 -:-:- No data available at this section  
 NA No data available

SCN Saddle cloth number  
 DNF Did not finish  
 DNT Did not track

data processed by  **TRIPLESDATA**



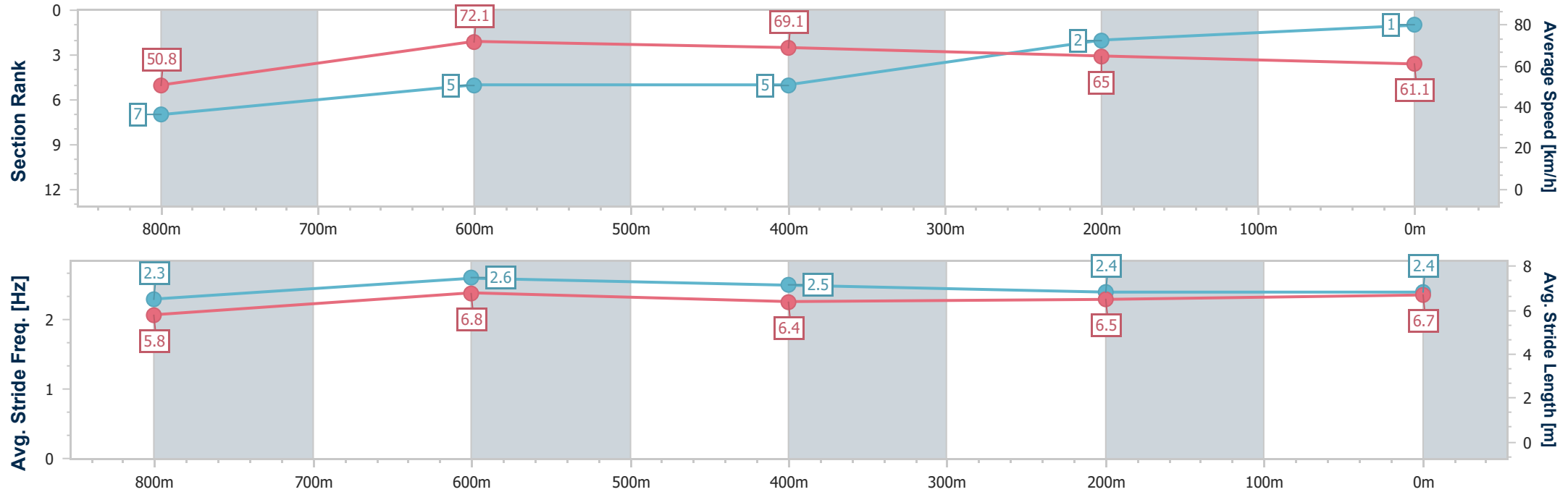
Horse/Jockey Name	Revitup Charlie
Final Rank	1
Fastest Section Time (Section)	0:09.97 (800m)
Top Speed [km/h] (Section)	72.4 (Overall)
Race State	Finished



DalbyProfessional  
Race 5: LADBROKES SPRING HOSTED POTS RATINGS BAND  
0 - 55 Handicap - 1000m  
30 January 2026 - 16:05  
Track Rating: Good 3, Weather: Fine, Rail Position: +1m 500m-300m, True Remainder



Section	Overall	800m	600m	400m	200m										
Section Times	0:57.74 [1] (0:14.16)	0:43.58 [7] (0:09.97)	0:33.61 [5] (0:10.67)	0:22.94 [5] (0:11.15)	0:11.79 [2] (0:11.79)										
Average Speed [km/h]	50.8	72.1	69.1	65.0	61.1										
Top Speed [km/h]	72.4	72.4	70.8	67.4	62.7										
Avg. Dist. to Rail [m]	6.9	5.7	4.0	6.5	11.6										
Avg. Stride Freq. [Hz]	2.3	2.6	2.5	2.4	2.4										
Avg. Stride Length [m]	5.8	6.8	6.4	6.5	6.7										



[ ] Ranking at each section and finish  
-.-.- No data available at this section  
NA No data available



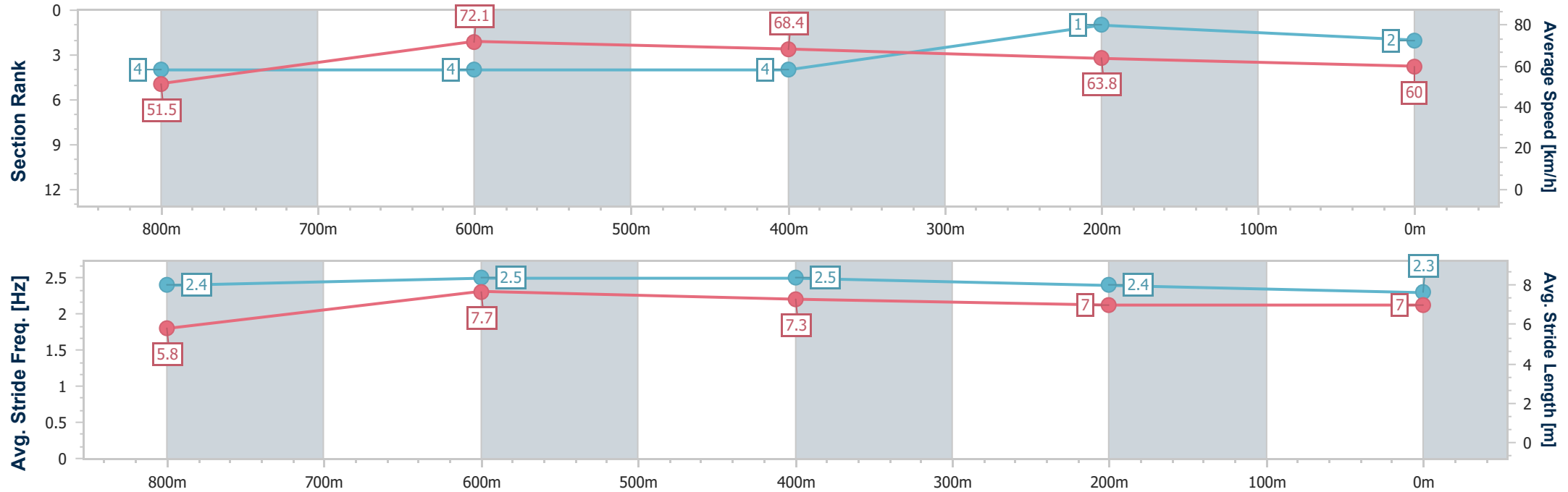
Horse/Jockey Name	Midnight Miracle
Final Rank	2
Fastest Section Time (Section)	0:09.99 (800m)
Top Speed [km/h] (Section)	72.4 (800m)
Race State	Finished



DalbyProfessional  
Race 5: LADBROKES SPRING HOSTED POTS RATINGS BAND  
0 - 55 Handicap - 1000m  
30 January 2026 - 16:05  
Track Rating: Good 3, Weather: Fine, Rail Position: +1m 500m-300m, True Remainder



Section	Overall	800m	600m	400m	200m								
Section Times	0:57.79 [2] (0:13.93)	0:43.86 [4] (0:09.99)	0:33.87 [4] (0:10.60)	0:23.27 [4] (0:11.28)	0:11.99 [1] (0:11.99)								
Average Speed [km/h]	51.5	72.1	68.4	63.8	60.0								
Top Speed [km/h]	71.8	72.4	70.1	65.2	63.0								
Avg. Dist. to Rail [m]	4.9	2.3	1.0	2.1	7.0								
Avg. Stride Freq. [Hz]	2.4	2.5	2.5	2.4	2.3								
Avg. Stride Length [m]	5.8	7.7	7.3	7.0	7.0								





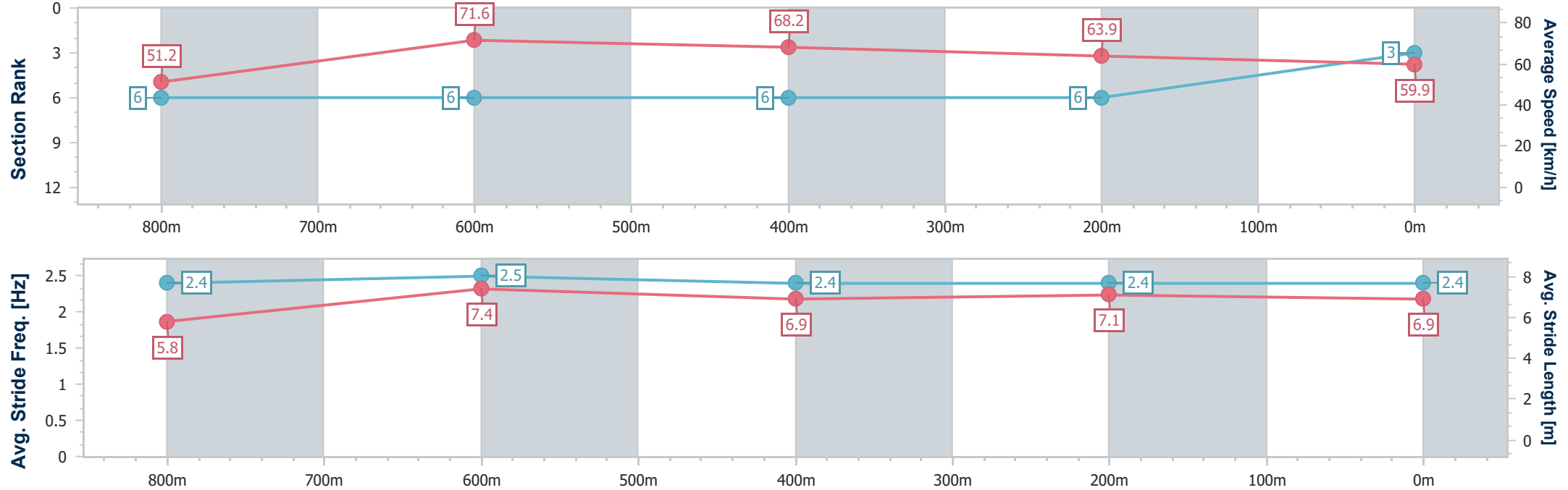
Horse/Jockey Name	Brave Cowboy Bill
Final Rank	3
Fastest Section Time (Section)	0:10.02 (800m)
Top Speed [km/h] (Section)	72.4 (800m)
Race State	Finished



DalbyProfessional  
Race 5: LADBROKES SPRING HOSTED POTS RATINGS BAND  
0 - 55 Handicap - 1000m  
30 January 2026 - 16:05  
Track Rating: Good 3, Weather: Fine, Rail Position: +1m 500m-  
300m, True Remainder



Section	Overall	800m	600m	400m	200m														
Section Times	0:58.12 [3] (0:14.13)	0:43.99 [6] (0:10.02)	0:33.97 [6] (0:10.66)	0:23.31 [6] (0:11.30)	0:12.01 [6] (0:12.01)														
Average Speed [km/h]	51.2	71.6	68.2	63.9	59.9														
Top Speed [km/h]	71.5	72.4	70.3	65.2	62.8														
Avg. Dist. to Rail [m]	5.9	4.9	2.1	2.0	5.2														
Avg. Stride Freq. [Hz]	2.4	2.5	2.4	2.4	2.4														
Avg. Stride Length [m]	5.8	7.4	6.9	7.1	6.9														





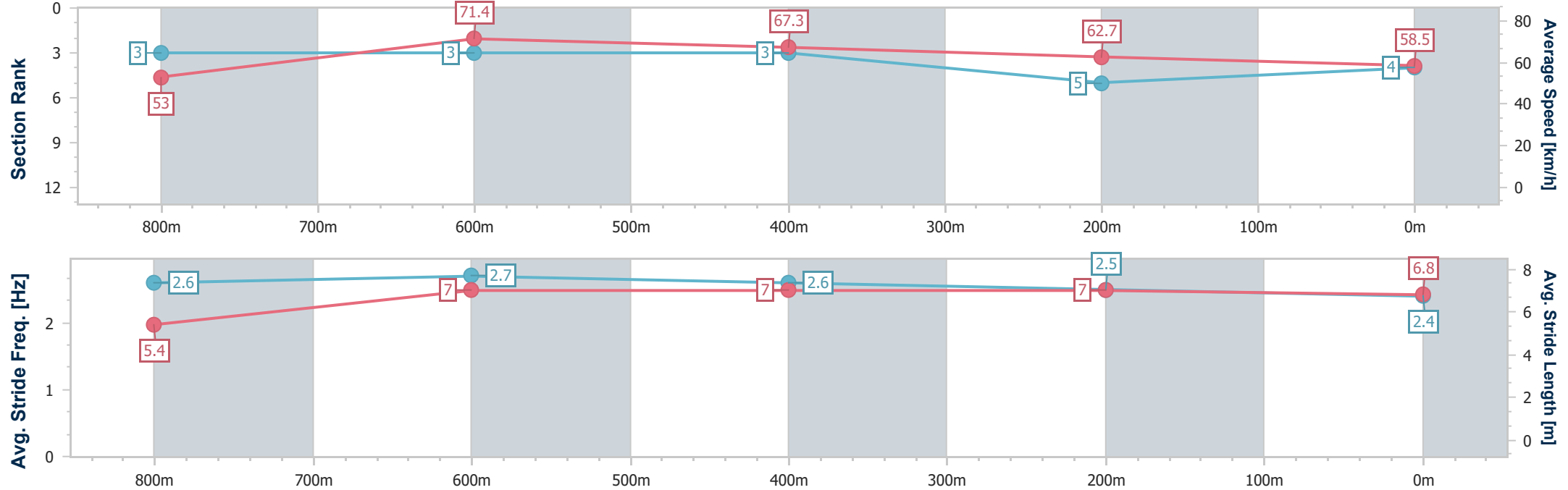
Horse/Jockey Name	Beachside Babe
Final Rank	4
Fastest Section Time (Section)	0:10.08 (800m)
Top Speed [km/h] (Section)	71.6 (800m)
Race State	Finished



DalbyProfessional  
Race 5: LADBROKES SPRING HOSTED POTS RATINGS BAND  
0 - 55 Handicap - 1000m  
30 January 2026 - 16:05  
Track Rating: Good 3, Weather: Fine, Rail Position: +1m 500m-300m, True Remainder



Section	Overall	800m	600m	400m	200m										
Section Times	0:58.36 [4] (0:13.61)	0:44.75 [3] (0:10.08)	0:34.67 [3] (0:10.78)	0:23.89 [3] (0:11.59)	0:12.30 [5] (0:12.30)										
Average Speed [km/h]	53.0	71.4	67.3	62.7	58.5										
Top Speed [km/h]	71.1	71.6	70.5	63.9	60.5										
Avg. Dist. to Rail [m]	6.1	4.4	2.5	4.2	8.3										
Avg. Stride Freq. [Hz]	2.6	2.7	2.6	2.5	2.4										
Avg. Stride Length [m]	5.4	7.0	7.0	7.0	6.8										





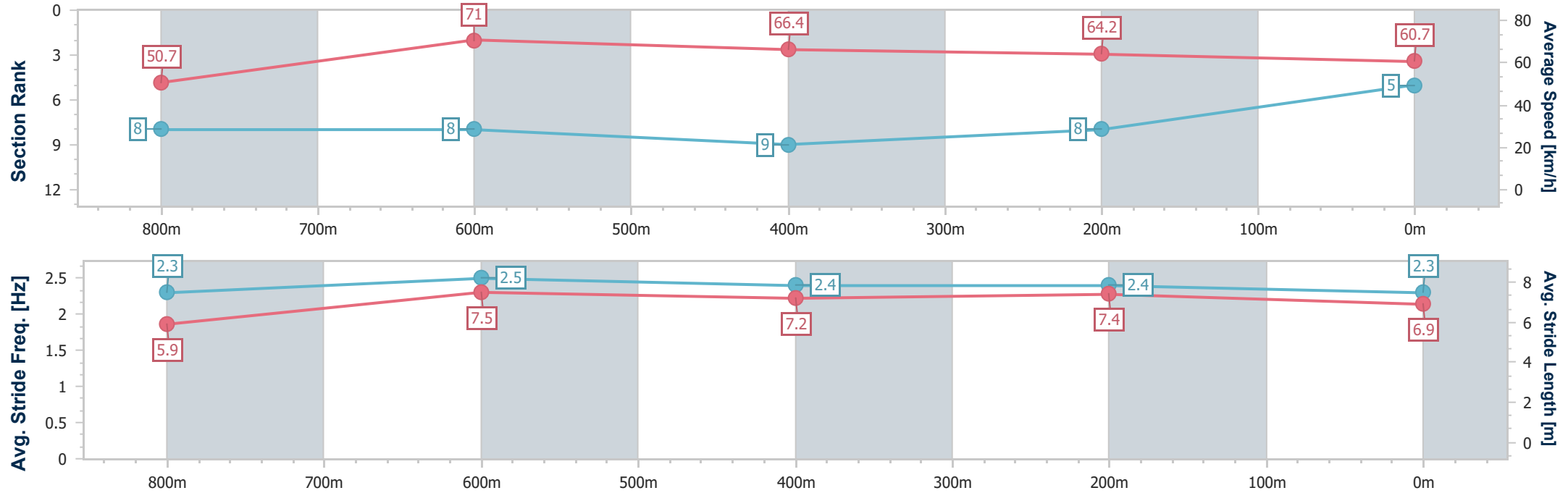
Horse/Jockey Name	Above The World
Final Rank	5
Fastest Section Time (Section)	0:10.17 (800m)
Top Speed [km/h] (Section)	70.8 (800m)
Race State	Finished



DalbyProfessional  
Race 5: LADBROKES SPRING HOSTED POTS RATINGS BAND  
0 - 55 Handicap - 1000m  
30 January 2026 - 16:05  
Track Rating: Good 3, Weather: Fine, Rail Position: +1m 500m-300m, True Remainder



Section	Overall	800m	600m	400m	200m										
Section Times	0:58.43 [5] (0:14.19)	0:44.24 [8] (0:10.17)	0:34.07 [8] (0:10.93)	0:23.14 [9] (0:11.28)	0:11.86 [8] (0:11.86)										
Average Speed [km/h]	50.7	71.0	66.4	64.2	60.7										
Top Speed [km/h]	70.2	70.8	69.1	65.5	63.0										
Avg. Dist. to Rail [m]	4.2	4.2	2.3	2.9	7.6										
Avg. Stride Freq. [Hz]	2.3	2.5	2.4	2.4	2.3										
Avg. Stride Length [m]	5.9	7.5	7.2	7.4	6.9										



[ ] Ranking at each section and finish  
-.-.- No data available at this section  
NA No data available



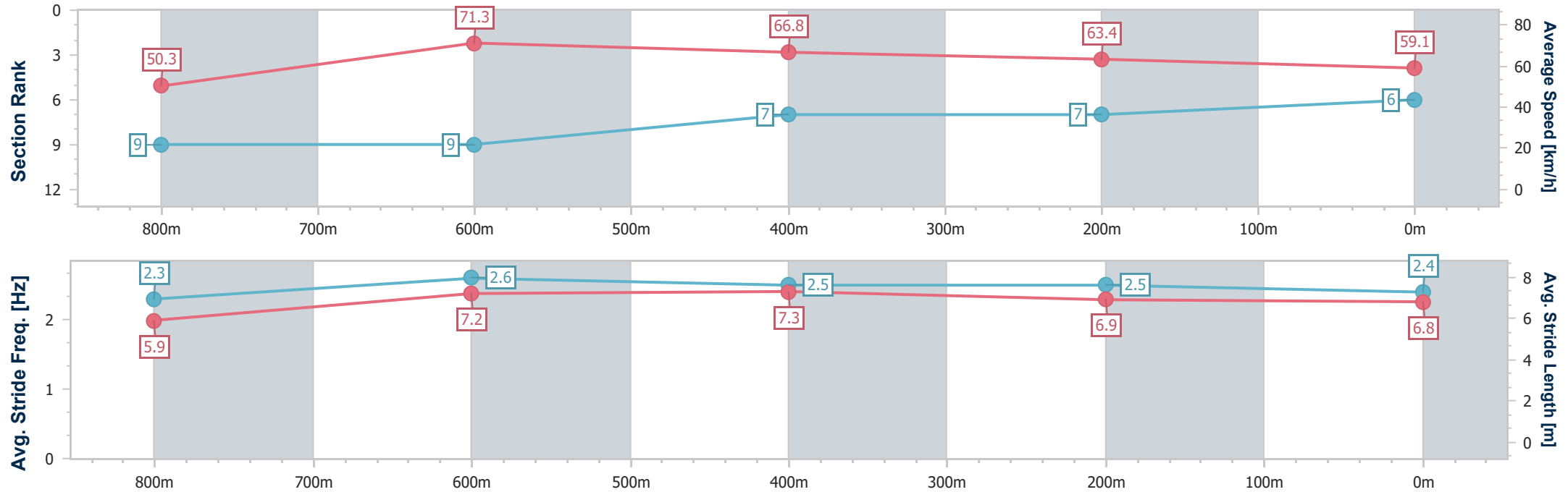
Horse/Jockey Name	Quarter Red
Final Rank	6
Fastest Section Time (Section)	0:10.12 (800m)
Top Speed [km/h] (Section)	72.0 (800m)
Race State	Finished



DalbyProfessional  
Race 5: LADBROKES SPRING HOSTED POTS RATINGS BAND  
0 - 55 Handicap - 1000m  
30 January 2026 - 16:05  
Track Rating: Good 3, Weather: Fine, Rail Position: +1m 500m-300m, True Remainder



Section	Overall	800m	600m	400m	200m										
Section Times	0:58.60 [6] (0:14.28)	0:44.32 [9] (0:10.12)	0:34.20 [9] (0:10.65)	0:23.55 [7] (0:11.38)	0:12.17 [7] (0:12.17)										
Average Speed [km/h]	50.3	71.3	66.8	63.4	59.1										
Top Speed [km/h]	70.5	72.0	69.6	64.0	61.9										
Avg. Dist. to Rail [m]	2.5	0.8	1.5	2.3	2.3										
Avg. Stride Freq. [Hz]	2.3	2.6	2.5	2.5	2.4										
Avg. Stride Length [m]	5.9	7.2	7.3	6.9	6.8										







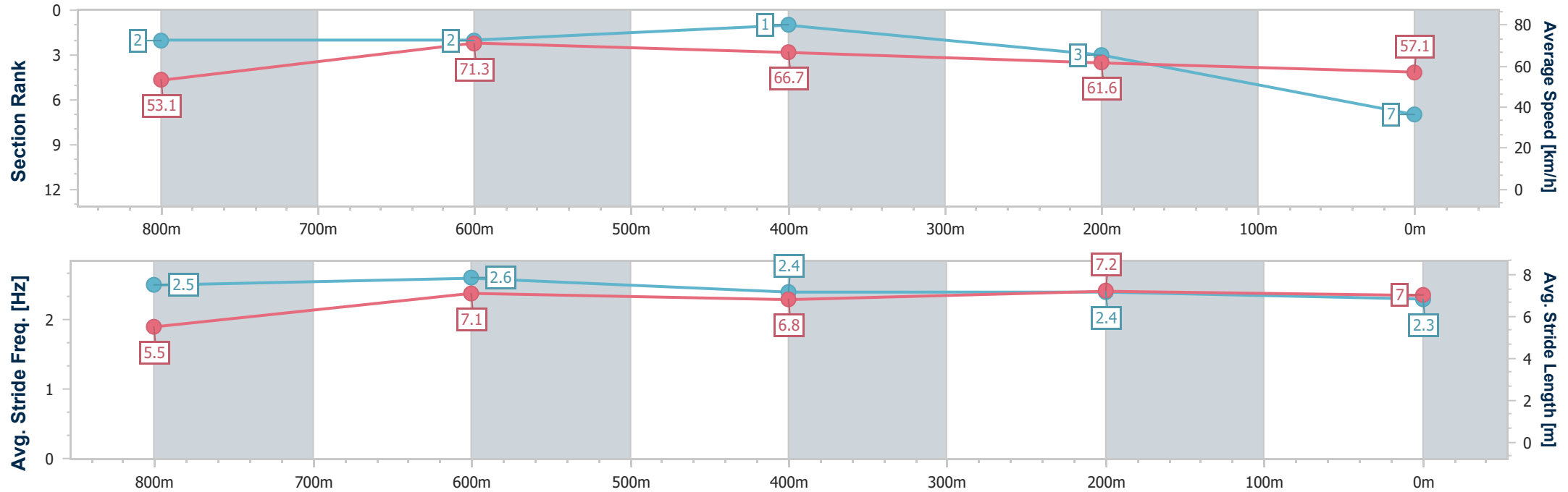
Horse/Jockey Name	My Sicada
Final Rank	7
Fastest Section Time (Section)	0:09.91 (800m)
Top Speed [km/h] (Section)	72.4 (Overall)
Race State	Finished



DalbyProfessional  
Race 5: LADBROKES SPRING HOSTED POTS RATINGS BAND  
0 - 55 Handicap - 1000m  
30 January 2026 - 16:05  
Track Rating: Good 3, Weather: Fine, Rail Position: +1m 500m-300m, True Remainder



Section	Overall	800m	600m	400m	200m														
Section Times	0:58.60 [7] (0:13.55)	0:45.05 [2] (0:09.91)	0:35.14 [2] (0:10.84)	0:24.30 [1] (0:11.73)	0:12.57 [3] (0:12.57)														
Average Speed [km/h]	53.1	71.3	66.7	61.6	57.1														
Top Speed [km/h]	72.4	72.4	70.2	62.8	60.0														
Avg. Dist. to Rail [m]	2.5	2.9	1.6	1.3	3.1														
Avg. Stride Freq. [Hz]	2.5	2.6	2.4	2.4	2.3														
Avg. Stride Length [m]	5.5	7.1	6.8	7.2	7.0														





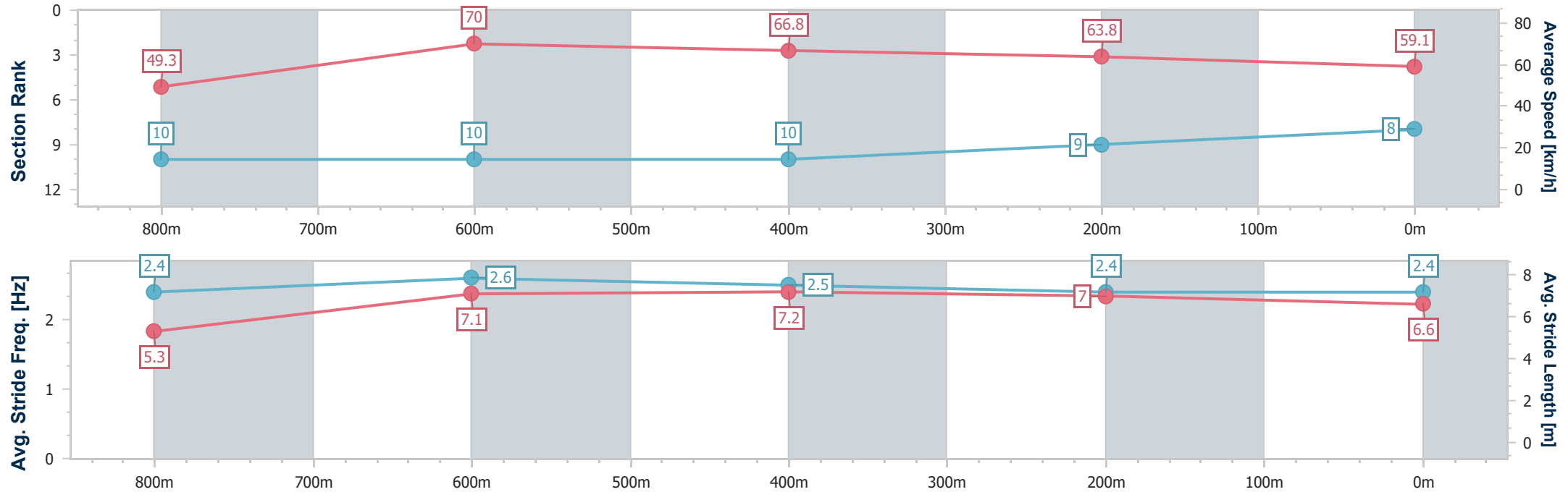
Horse/Jockey Name	The Dark Side
Final Rank	8
Fastest Section Time (Section)	0:10.33 (800m)
Top Speed [km/h] (Section)	71.5 (800m)
Race State	Finished



DalbyProfessional  
Race 5: LADBROKES SPRING HOSTED POTS RATINGS BAND  
0 - 55 Handicap - 1000m  
30 January 2026 - 16:05  
Track Rating: Good 3, Weather: Fine, Rail Position: +1m 500m-  
300m, True Remainder



Section	Overall	800m	600m	400m	200m									
Section Times	0:59.09 [8] (0:14.57)	0:44.52 [10] (0:10.33)	0:34.19 [10] (0:10.73)	0:23.46 [10] (0:11.28)	0:12.18 [9] (0:12.18)									
Average Speed [km/h]	49.3	70.0	66.8	63.8	59.1									
Top Speed [km/h]	69.3	71.5	68.4	65.3	62.2									
Avg. Dist. to Rail [m]	6.8	4.3	1.5	2.2	4.9									
Avg. Stride Freq. [Hz]	2.4	2.6	2.5	2.4	2.4									
Avg. Stride Length [m]	5.3	7.1	7.2	7.0	6.6									





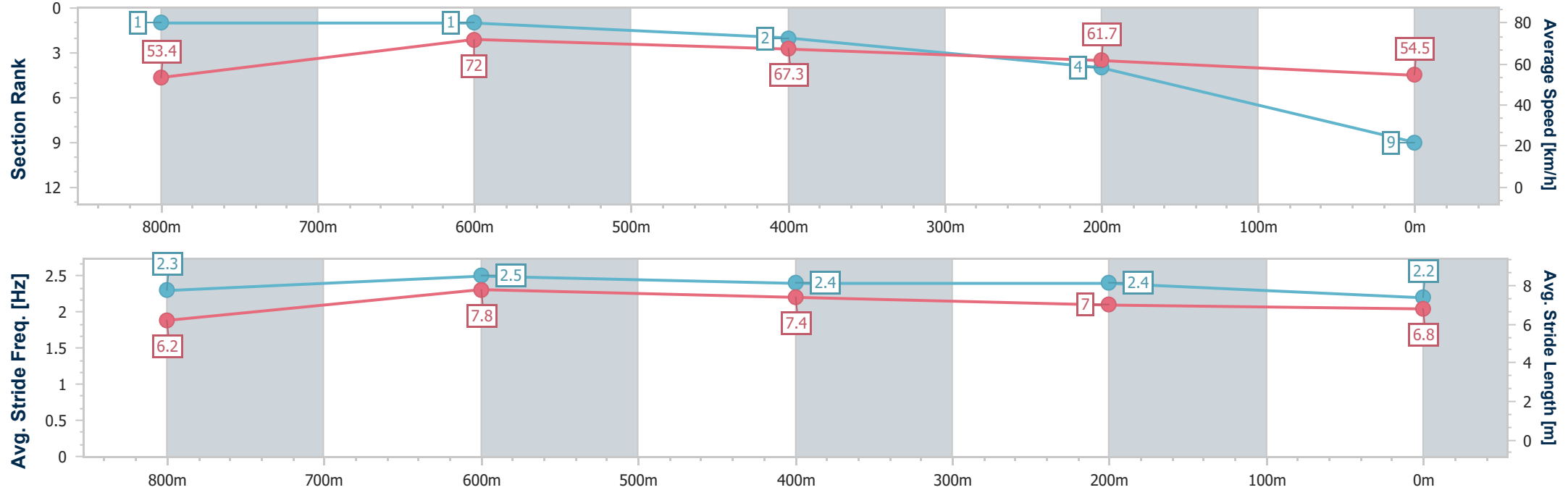
Horse/Jockey Name	One Smart Cookie
Final Rank	9
Fastest Section Time (Section)	0:09.94 (800m)
Top Speed [km/h] (Section)	72.4 (Overall)
Race State	Finished



DalbyProfessional  
Race 5: LADBROKES SPRING HOSTED POTS RATINGS BAND  
0 - 55 Handicap - 1000m  
30 January 2026 - 16:05  
Track Rating: Good 3, Weather: Fine, Rail Position: +1m 500m-300m, True Remainder



Section	Overall	800m	600m	400m	200m										
Section Times	0:59.23 [9] (0:13.51)	0:45.72 [1] (0:09.94)	0:35.78 [1] (0:10.87)	0:24.91 [2] (0:11.74)	0:13.17 [4] (0:13.17)										
Average Speed [km/h]	53.4	72.0	67.3	61.7	54.5										
Top Speed [km/h]	72.4	72.4	69.8	64.1	58.8										
Avg. Dist. to Rail [m]	3.4	3.8	2.9	3.2	6.3										
Avg. Stride Freq. [Hz]	2.3	2.5	2.4	2.4	2.2										
Avg. Stride Length [m]	6.2	7.8	7.4	7.0	6.8										





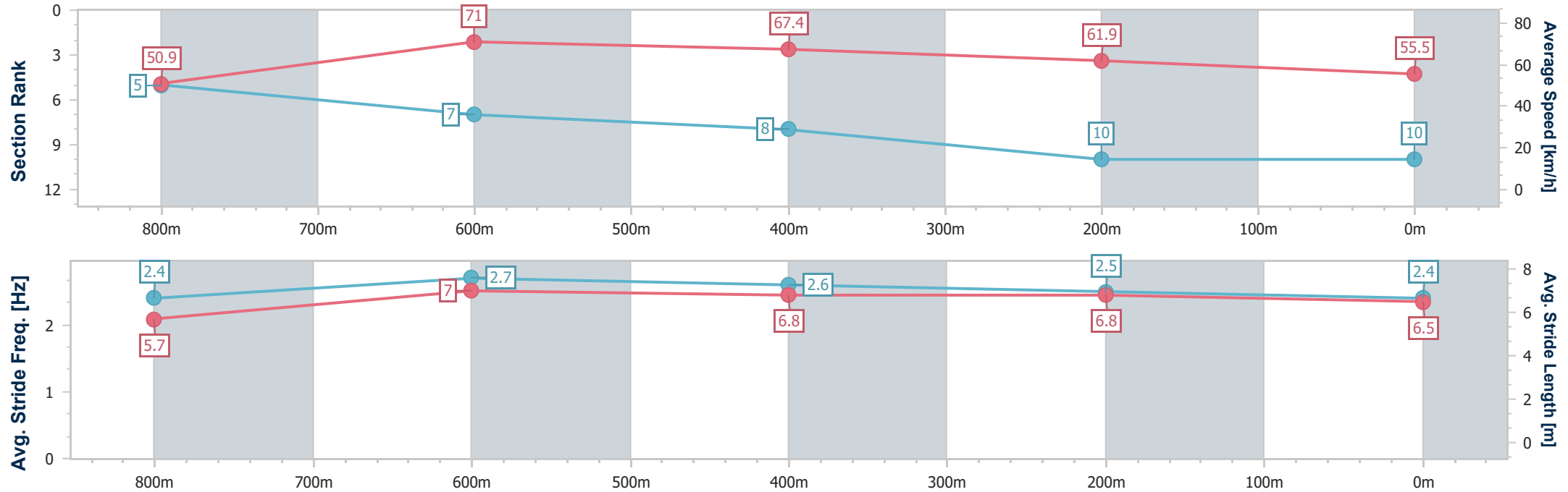
Horse/Jockey Name	Lion's Pride
Final Rank	10
Fastest Section Time (Section)	0:10.16 (800m)
Top Speed [km/h] (Section)	71.0 (Overall)
Race State	Finished



DalbyProfessional  
Race 5: LADBROKES SPRING HOSTED POTS RATINGS BAND  
0 - 55 Handicap - 1000m  
30 January 2026 - 16:05  
Track Rating: Good 3, Weather: Fine, Rail Position: +1m 500m-300m, True Remainder



Section	Overall	800m	600m	400m	200m										
Section Times	0:59.92 [10] (0:14.11)	0:45.81 [5] (0:10.16)	0:35.65 [7] (0:10.95)	0:24.70 [8] (0:11.72)	0:12.98 [10] (0:12.98)										
Average Speed [km/h]	50.9	71.0	67.4	61.9	55.5										
Top Speed [km/h]	71.0	71.0	70.1	63.6	59.6										
Avg. Dist. to Rail [m]	9.1	8.0	4.8	5.2	6.5										
Avg. Stride Freq. [Hz]	2.4	2.7	2.6	2.5	2.4										
Avg. Stride Length [m]	5.7	7.0	6.8	6.8	6.5										





# DalbyProfessional

## Race 6: GARY MAHON WILD RUN BENCHMARK 65 Handicap - 1000m

30 January 2026 - 16:43



Track Rating: Good 3, Weather: Fine, Rail Position: +1m 500m-300m, True Remainder

Section						Overall	800m	600m	400m	200m	Last 600m		
Field Times						0:57.34 (0:13.32)	0:44.02 (0:09.79)	0:34.23 (0:10.71)	0:23.52 (0:11.59)	0:11.93 (0:11.93)	0:34.23		
Rank	TAB	Horse/Jockey	Barrier	Top Speed [km/h]	Fastest Section						Margin		
1	8	INATICK	5	70.6	0:10.28	0:57.34 [1]	0:43.50 [7]	0:33.22 [8]	0:22.56 [6]	0:11.56 [3]	0:57.34	0:33.22	
		Les Tilley		800m	800m	(0:13.84)	(0:10.28)	(0:10.66)	(0:11.00)	(0:11.56)			
2	4	XERRI	7	72.0	0:10.24	0:57.38 [2]	0:43.51 [8]	0:33.27 [7]	0:22.69 [5]	0:11.63 [2]	0.25L	0:33.27	
		Colleen Krahn		Overall	800m	(0:13.87)	(0:10.24)	(0:10.58)	(0:11.06)	(0:11.63)			
3	10	HELIKEDEMPRETTY	8	71.0	0:10.27	0:57.54 [3]	0:43.53 [10]	0:33.26 [10]	0:22.64 [8]	0:11.59 [6]	1.15L	0:33.26	
		Sean Cormack		Overall	800m	(0:14.01)	(0:10.27)	(0:10.62)	(0:11.05)	(0:11.59)			
4	1	ELUSIVE EAGLE	10	72.4	0:09.79	0:57.73 [4]	0:44.41 [1]	0:34.62 [1]	0:23.91 [1]	0:12.32 [1]	2.27L	0:34.62	
		Mitch Goring		Overall	800m	(0:13.32)	(0:09.79)	(0:10.71)	(0:11.59)	(0:12.32)			
5	6	SUTHERLAND	3	71.0	0:10.15	0:57.85 [5]	0:44.33 [4]	0:34.18 [3]	0:23.35 [3]	0:12.03 [4]	3L	0:34.18	
		Kayla Barker		800m	800m	(0:13.52)	(0:10.15)	(0:10.83)	(0:11.32)	(0:12.03)			
6	7	HEROIC CHIEF	4	70.6	0:10.27	0:58.28 [6]	0:44.37 [9]	0:34.10 [9]	0:23.24 [10]	0:11.89 [9]	5.55L	0:34.10	
		Georgina Cartwright		Overall	800m	(0:13.91)	(0:10.27)	(0:10.86)	(0:11.35)	(0:11.89)			
7	9	TOYGER	1	70.9	0:10.26	0:58.29 [7]	0:44.79 [3]	0:34.53 [4]	0:23.70 [4]	0:12.31 [7]	5.61L	0:34.53	
		Olivia Kendal		800m	800m	(0:13.50)	(0:10.26)	(0:10.83)	(0:11.39)	(0:12.31)			
8	5	RED BOOMSHAKALAKA	2	70.4	0:10.36	0:58.31 [8]	0:44.57 [5]	0:34.21 [6]	0:23.47 [7]	0:12.08 [8]	5.69L	0:34.21	
		Reece O'Connell		800m	800m	(0:13.74)	(0:10.36)	(0:10.74)	(0:11.39)	(0:12.08)			
9	3	KING OF THE JUNGLE	6	72.0	0:10.15	0:58.42 [9]	0:44.99 [2]	0:34.84 [2]	0:24.03 [2]	0:12.54 [5]	6.36L	0:34.84	
		Rob Thorburn		800m	800m	(0:13.43)	(0:10.15)	(0:10.81)	(0:11.49)	(0:12.54)			
10	11	LUNESSA	9	72.4	0:10.14	0:58.79 [10]	0:44.98 [6]	0:34.84 [5]	0:23.79 [9]	0:12.32 [10]	8.56L	0:34.84	
		Micheal Hellyer		Overall	800m	(0:13.81)	(0:10.14)	(0:11.05)	(0:11.47)	(0:12.32)			

Scratched: My Turn Astern (#17), Island Magic (#15), Ceekay's Choice (#12), Shows A Sign (#2), Saxinoue (#16), Veloce Meteor (#13), Extreme Ally (#14)

Report Created: Fri 30 January 2026 17:05 GMT+1 (Note: Timing is based on position data)

Page 1/11

[ ] Ranking at each section and finish  
 -:-:- No data available at this section  
 NA No data available

SCN Saddle cloth number  
 DNF Did not finish  
 DNT Did not track

data processed by TRIPLESDATA



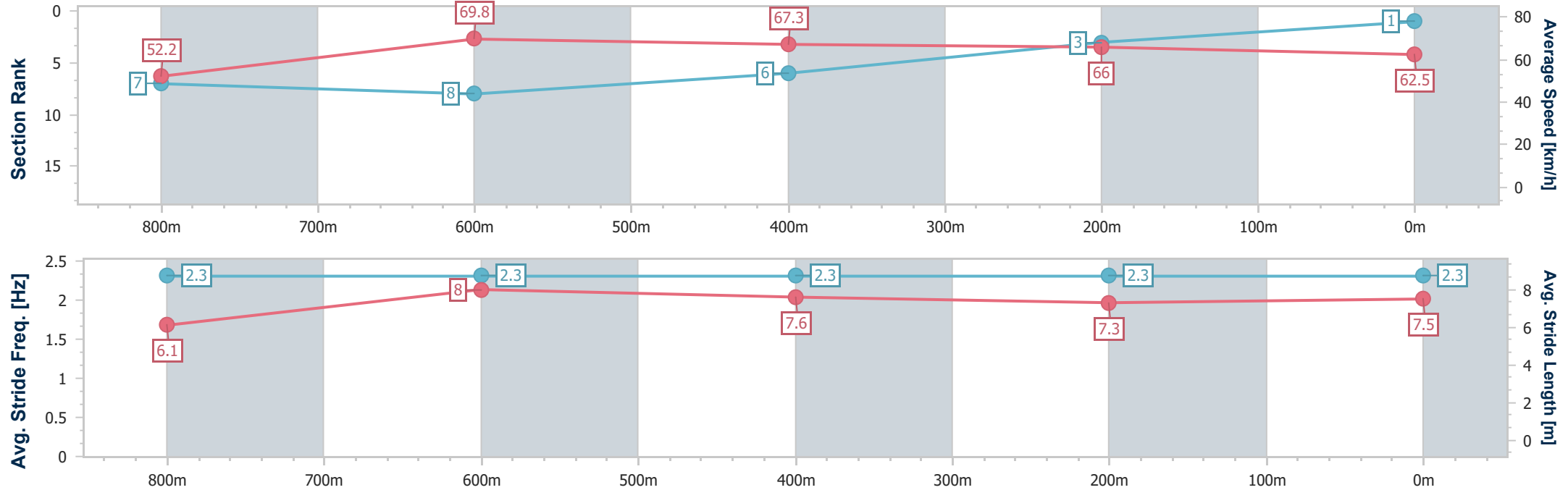
Horse/Jockey Name	Inatick
Final Rank	1
Fastest Section Time (Section)	0:10.28 (800m)
Top Speed [km/h] (Section)	70.6 (800m)
Race State	Finished



DalbyProfessional  
Race 6: GARY MAHON WILD RUN BENCHMARK 65 Handicap - 1000m  
30 January 2026 - 16:43  
Track Rating: Good 3, Weather: Fine, Rail Position: +1m 500m-300m, True Remainder



Section	Overall	800m	600m	400m	200m										
Section Times	0:57.34 [1] (0:13.84)	0:43.50 [7] (0:10.28)	0:33.22 [8] (0:10.66)	0:22.56 [6] (0:11.00)	0:11.56 [3] (0:11.56)										
Average Speed [km/h]	52.2	69.8	67.3	66.0	62.5										
Top Speed [km/h]	70.0	70.6	69.6	66.9	64.4										
Avg. Dist. to Rail [m]	5.8	3.5	0.8	5.2	7.3										
Avg. Stride Freq. [Hz]	2.3	2.3	2.3	2.3	2.3										
Avg. Stride Length [m]	6.1	8.0	7.6	7.3	7.5										





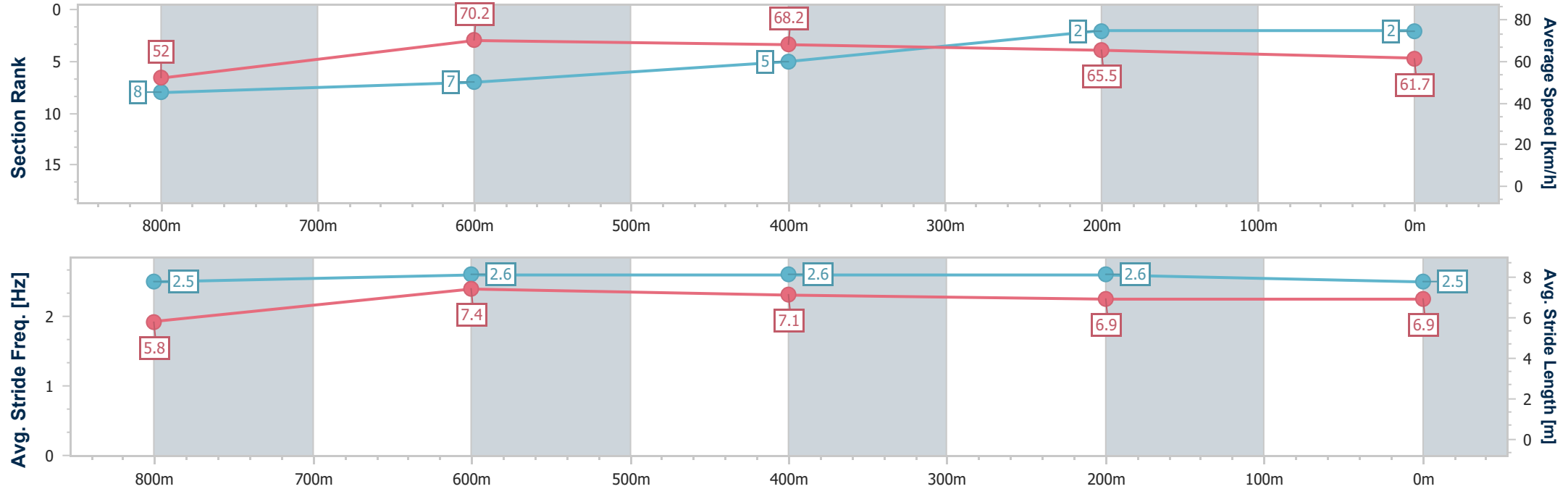
Horse/Jockey Name	Xerri
Final Rank	2
Fastest Section Time (Section)	0:10.24 (800m)
Top Speed [km/h] (Section)	72.0 (Overall)
Race State	Finished



DalbyProfessional  
Race 6: GARY MAHON WILD RUN BENCHMARK 65 Handicap - 1000m  
30 January 2026 - 16:43  
Track Rating: Good 3, Weather: Fine, Rail Position: +1m 500m-300m, True Remainder



Section	Overall	800m	600m	400m	200m														
Section Times	0:57.38 [2] (0:13.87)	0:43.51 [8] (0:10.24)	0:33.27 [7] (0:10.58)	0:22.69 [5] (0:11.06)	0:11.63 [2] (0:11.63)														
Average Speed [km/h]	52.0	70.2	68.2	65.5	61.7														
Top Speed [km/h]	72.0	71.9	69.9	68.3	64.6														
Avg. Dist. to Rail [m]	7.5	5.0	1.2	4.2	5.9														
Avg. Stride Freq. [Hz]	2.5	2.6	2.6	2.6	2.5														
Avg. Stride Length [m]	5.8	7.4	7.1	6.9	6.9														





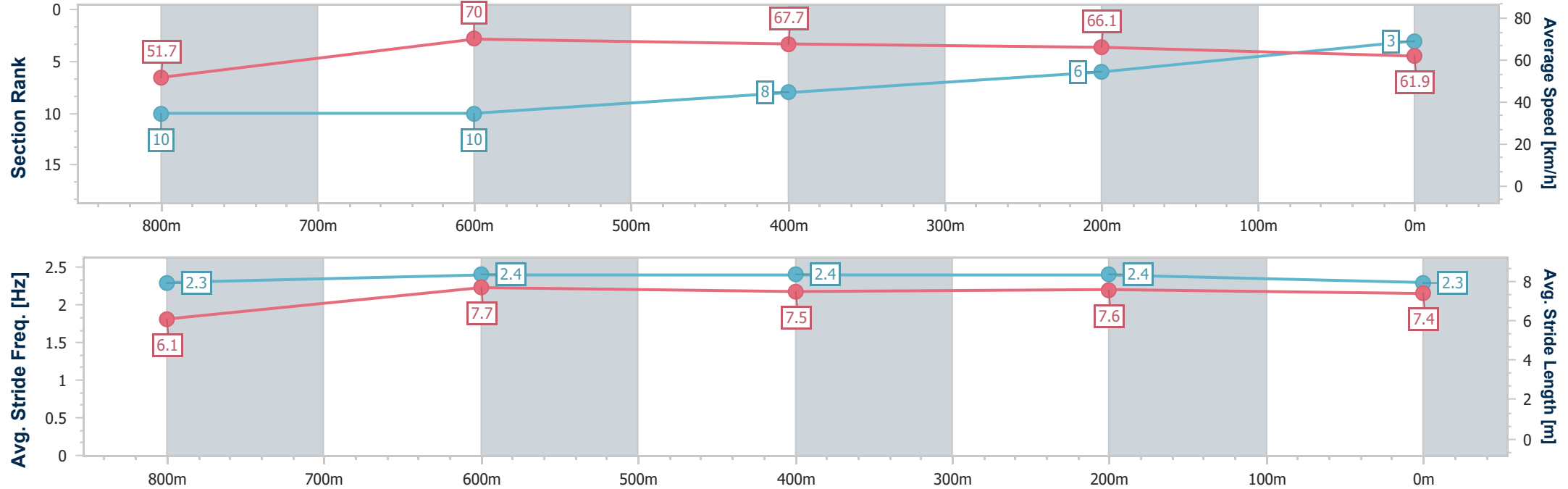
Horse/Jockey Name	Helikedempretty
Final Rank	3
Fastest Section Time (Section)	0:10.27 (800m)
Top Speed [km/h] (Section)	71.0 (Overall)
Race State	Finished



DalbyProfessional  
Race 6: GARY MAHON WILD RUN BENCHMARK 65 Handicap - 1000m  
30 January 2026 - 16:43  
Track Rating: Good 3, Weather: Fine, Rail Position: +1m 500m-300m, True Remainder



Section	Overall	800m	600m	400m	200m														
Section Times	0:57.54 [3] (0:14.01)	0:43.53 [10] (0:10.27)	0:33.26 [10] (0:10.62)	0:22.64 [8] (0:11.05)	0:11.59 [6] (0:11.59)														
Average Speed [km/h]	51.7	70.0	67.7	66.1	61.9														
Top Speed [km/h]	71.0	70.8	69.6	66.8	64.8														
Avg. Dist. to Rail [m]	7.8	4.8	1.2	5.9	8.8														
Avg. Stride Freq. [Hz]	2.3	2.4	2.4	2.4	2.3														
Avg. Stride Length [m]	6.1	7.7	7.5	7.6	7.4														







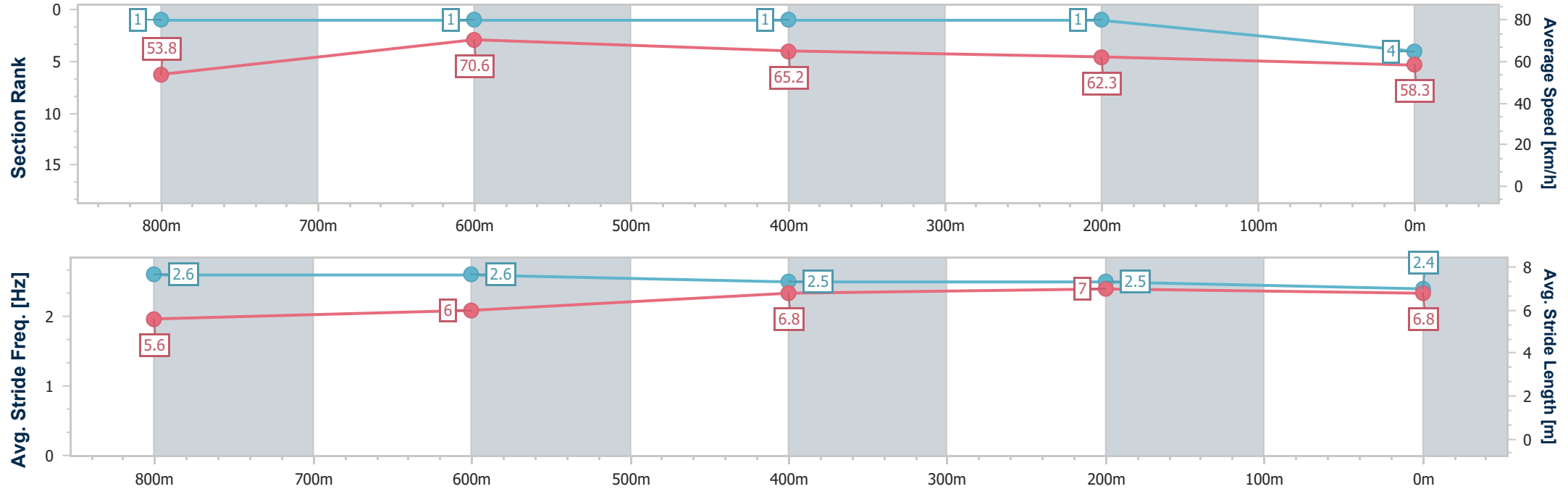
Horse/Jockey Name	Elusive Eagle
Final Rank	4
Fastest Section Time (Section)	0:09.79 (800m)
Top Speed [km/h] (Section)	72.4 (Overall)
Race State	Finished



DalbyProfessional  
Race 6: GARY MAHON WILD RUN BENCHMARK 65 Handicap - 1000m  
30 January 2026 - 16:43  
Track Rating: Good 3, Weather: Fine, Rail Position: +1m 500m-300m, True Remainder



Section	Overall	800m	600m	400m	200m										
Section Times	0:57.73 [4] (0:13.32)	0:44.41 [1] (0:09.79)	0:34.62 [1] (0:10.71)	0:23.91 [1] (0:11.59)	0:12.32 [1] (0:12.32)										
Average Speed [km/h]	53.8	70.6	65.2	62.3	58.3										
Top Speed [km/h]	72.4	72.4	66.6	62.8	61.5										
Avg. Dist. to Rail [m]	8.4	14.6	7.9	1.7	1.9										
Avg. Stride Freq. [Hz]	2.6	2.6	2.5	2.5	2.4										
Avg. Stride Length [m]	5.6	6.0	6.8	7.0	6.8										





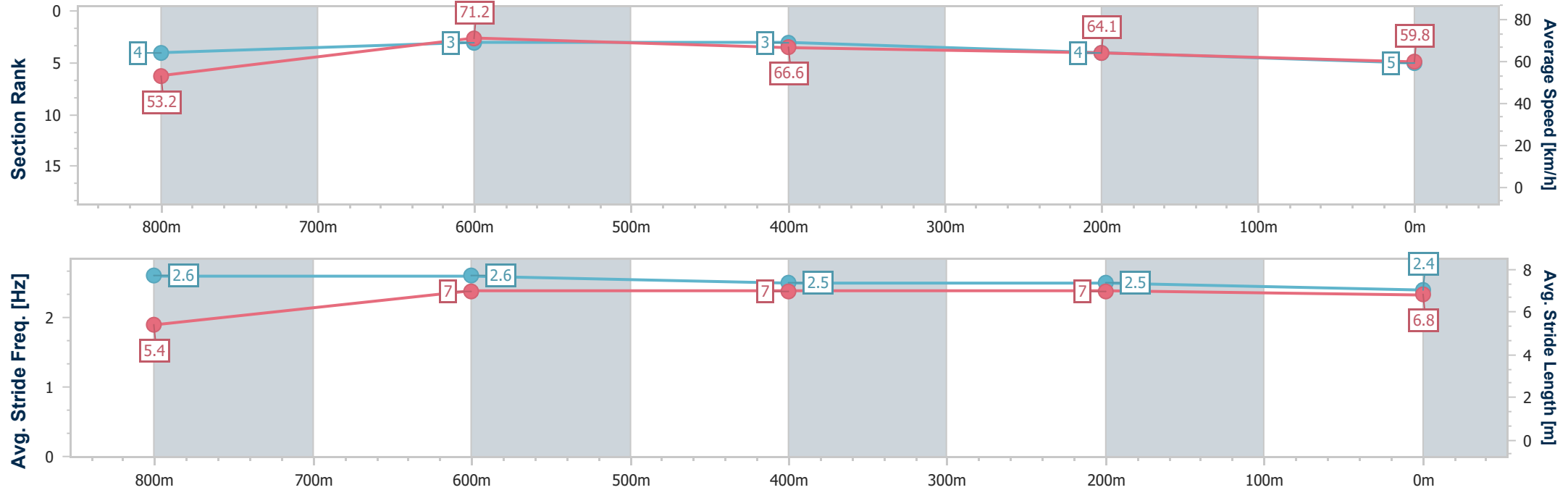
Horse/Jockey Name	Sutherland
Final Rank	5
Fastest Section Time (Section)	0:10.15 (800m)
Top Speed [km/h] (Section)	71.0 (800m)
Race State	Finished



DalbyProfessional  
Race 6: GARY MAHON WILD RUN BENCHMARK 65 Handicap - 1000m  
30 January 2026 - 16:43  
Track Rating: Good 3, Weather: Fine, Rail Position: +1m 500m-300m, True Remainder



Section	Overall	800m	600m	400m	200m										
Section Times	0:57.85 [5] (0:13.52)	0:44.33 [4] (0:10.15)	0:34.18 [3] (0:10.83)	0:23.35 [3] (0:11.32)	0:12.03 [4] (0:12.03)										
Average Speed [km/h]	53.2	71.2	66.6	64.1	59.8										
Top Speed [km/h]	70.9	71.0	68.9	65.4	62.2										
Avg. Dist. to Rail [m]	4.7	3.1	1.1	3.7	4.6										
Avg. Stride Freq. [Hz]	2.6	2.6	2.5	2.5	2.4										
Avg. Stride Length [m]	5.4	7.0	7.0	7.0	6.8										





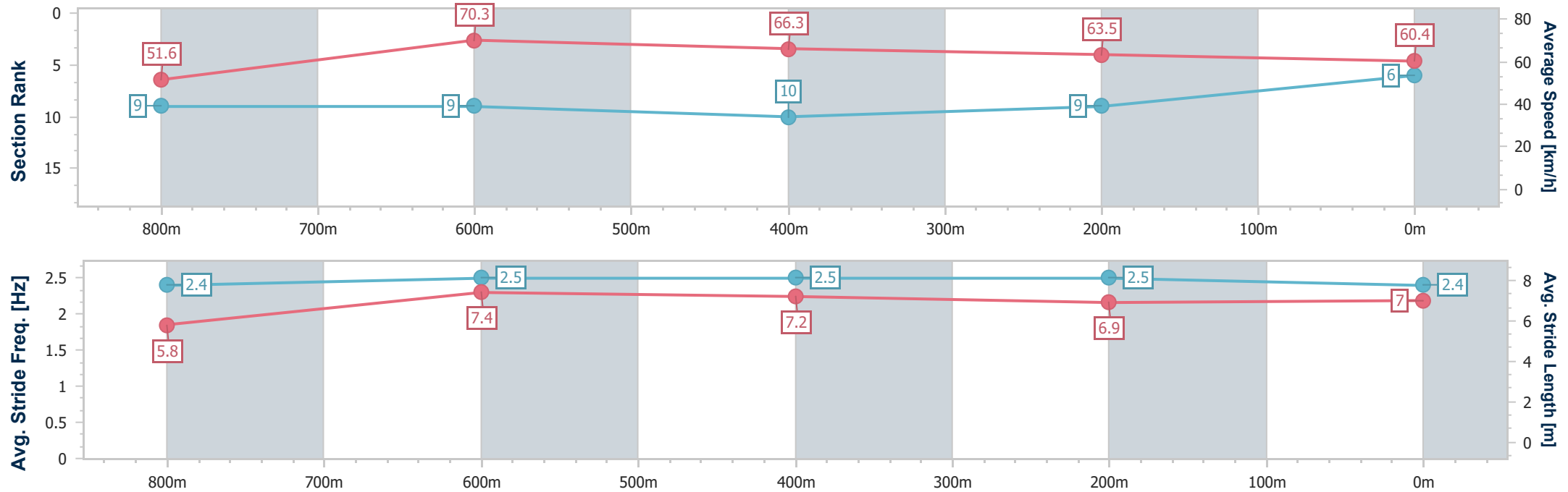
Horse/Jockey Name	Heroic Chief
Final Rank	6
Fastest Section Time (Section)	0:10.27 (800m)
Top Speed [km/h] (Section)	70.6 (Overall)
Race State	Finished



DalbyProfessional  
Race 6: GARY MAHON WILD RUN BENCHMARK 65 Handicap - 1000m  
30 January 2026 - 16:43  
Track Rating: Good 3, Weather: Fine, Rail Position: +1m 500m-300m, True Remainder



Section	Overall	800m	600m	400m	200m										
Section Times	0:58.28 [6] (0:13.91)	0:44.37 [9] (0:10.27)	0:34.10 [9] (0:10.86)	0:23.24 [10] (0:11.35)	0:11.89 [9] (0:11.89)										
Average Speed [km/h]	51.6	70.3	66.3	63.5	60.4										
Top Speed [km/h]	70.6	70.6	68.5	65.2	64.2										
Avg. Dist. to Rail [m]	4.3	2.9	0.8	1.7	4.4										
Avg. Stride Freq. [Hz]	2.4	2.5	2.5	2.5	2.4										
Avg. Stride Length [m]	5.8	7.4	7.2	6.9	7.0										



- [ ] Ranking at each section and finish
- .-.- No data available at this section
- NA No data available



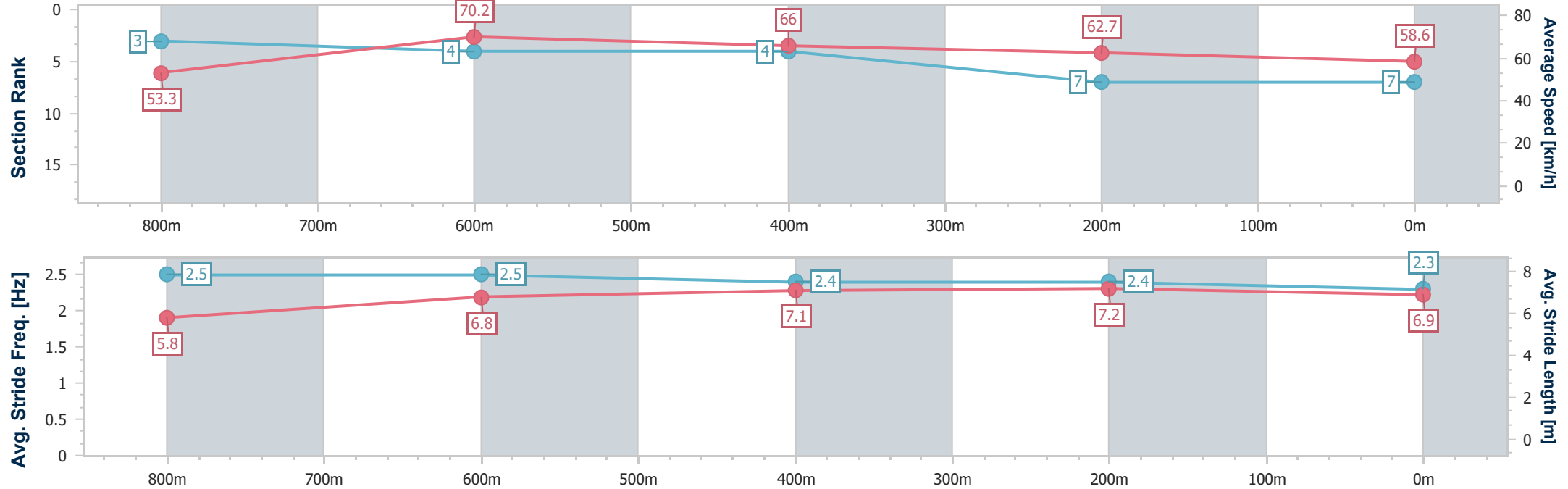
Horse/Jockey Name	Toyger
Final Rank	7
Fastest Section Time (Section)	0:10.26 (800m)
Top Speed [km/h] (Section)	70.9 (800m)
Race State	Finished



DalbyProfessional  
Race 6: GARY MAHON WILD RUN BENCHMARK 65 Handicap - 1000m  
30 January 2026 - 16:43  
Track Rating: Good 3, Weather: Fine, Rail Position: +1m 500m-300m, True Remainder



Section	Overall	800m	600m	400m	200m									
Section Times	0:58.29 [7] (0:13.50)	0:44.79 [3] (0:10.26)	0:34.53 [4] (0:10.83)	0:23.70 [4] (0:11.39)	0:12.31 [7] (0:12.31)									
Average Speed [km/h]	53.3	70.2	66.0	62.7	58.6									
Top Speed [km/h]	70.2	70.9	69.0	63.8	61.8									
Avg. Dist. to Rail [m]	2.9	3.6	2.0	3.4	2.3									
Avg. Stride Freq. [Hz]	2.5	2.5	2.4	2.4	2.3									
Avg. Stride Length [m]	5.8	6.8	7.1	7.2	6.9									





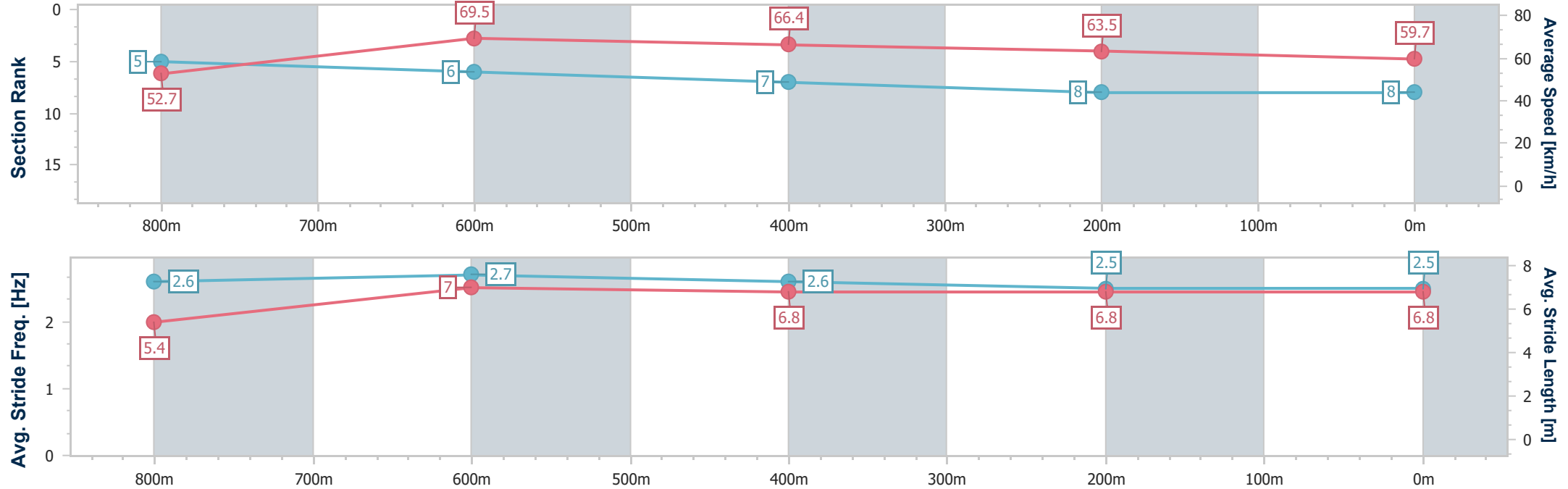
Horse/Jockey Name	Red Boomshakalaka
Final Rank	8
Fastest Section Time (Section)	0:10.36 (800m)
Top Speed [km/h] (Section)	70.4 (800m)
Race State	Finished



DalbyProfessional  
Race 6: GARY MAHON WILD RUN BENCHMARK 65 Handicap - 1000m  
30 January 2026 - 16:43  
Track Rating: Good 3, Weather: Fine, Rail Position: +1m 500m-300m, True Remainder



Section	Overall	800m	600m	400m	200m									
Section Times	0:58.31 [8] (0:13.74)	0:44.57 [5] (0:10.36)	0:34.21 [6] (0:10.74)	0:23.47 [7] (0:11.39)	0:12.08 [8] (0:12.08)									
Average Speed [km/h]	52.7	69.5	66.4	63.5	59.7									
Top Speed [km/h]	70.4	70.4	69.3	64.0	62.2									
Avg. Dist. to Rail [m]	4.1	2.4	0.9	2.7	4.5									
Avg. Stride Freq. [Hz]	2.6	2.7	2.6	2.5	2.5									
Avg. Stride Length [m]	5.4	7.0	6.8	6.8	6.8									



- [ ] Ranking at each section and finish
- .-.- No data available at this section
- NA No data available



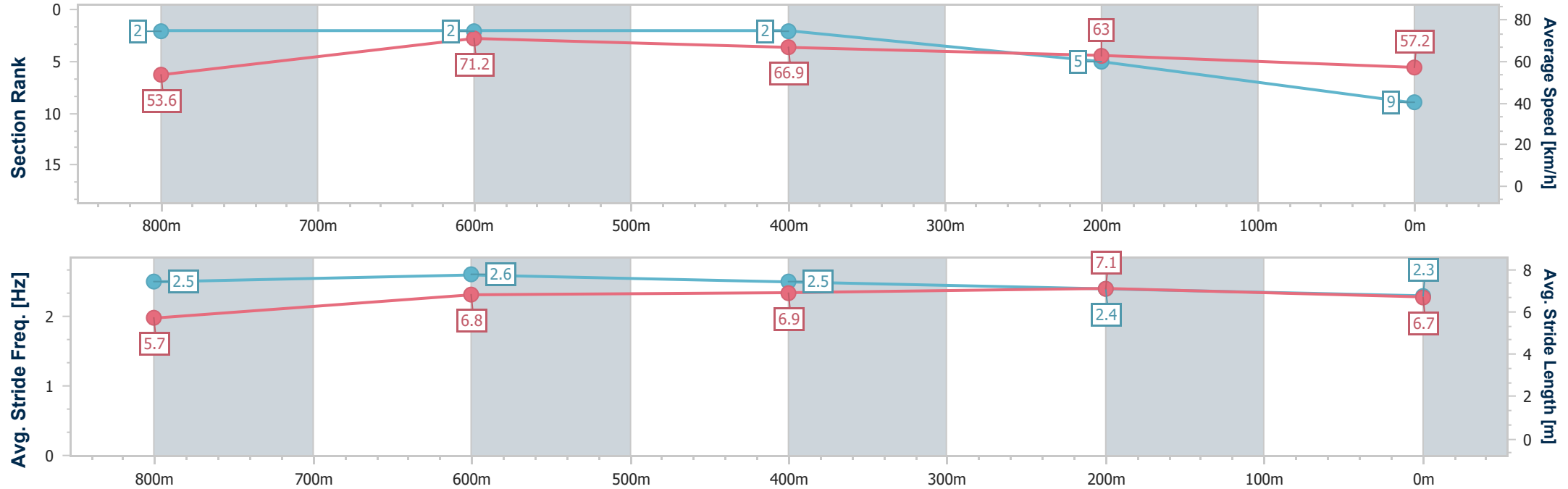
Horse/Jockey Name	King Of The Jungle
Final Rank	9
Fastest Section Time (Section)	0:10.15 (800m)
Top Speed [km/h] (Section)	72.0 (800m)
Race State	Finished



DalbyProfessional  
Race 6: GARY MAHON WILD RUN BENCHMARK 65 Handicap - 1000m  
30 January 2026 - 16:43  
Track Rating: Good 3, Weather: Fine, Rail Position: +1m 500m-300m, True Remainder



Section	Overall	800m	600m	400m	200m										
Section Times	0:58.42 [9] (0:13.43)	0:44.99 [2] (0:10.15)	0:34.84 [2] (0:10.81)	0:24.03 [2] (0:11.49)	0:12.54 [5] (0:12.54)										
Average Speed [km/h]	53.6	71.2	66.9	63.0	57.2										
Top Speed [km/h]	71.7	72.0	69.4	65.0	60.7										
Avg. Dist. to Rail [m]	6.7	4.6	1.5	3.1	4.8										
Avg. Stride Freq. [Hz]	2.5	2.6	2.5	2.4	2.3										
Avg. Stride Length [m]	5.7	6.8	6.9	7.1	6.7										





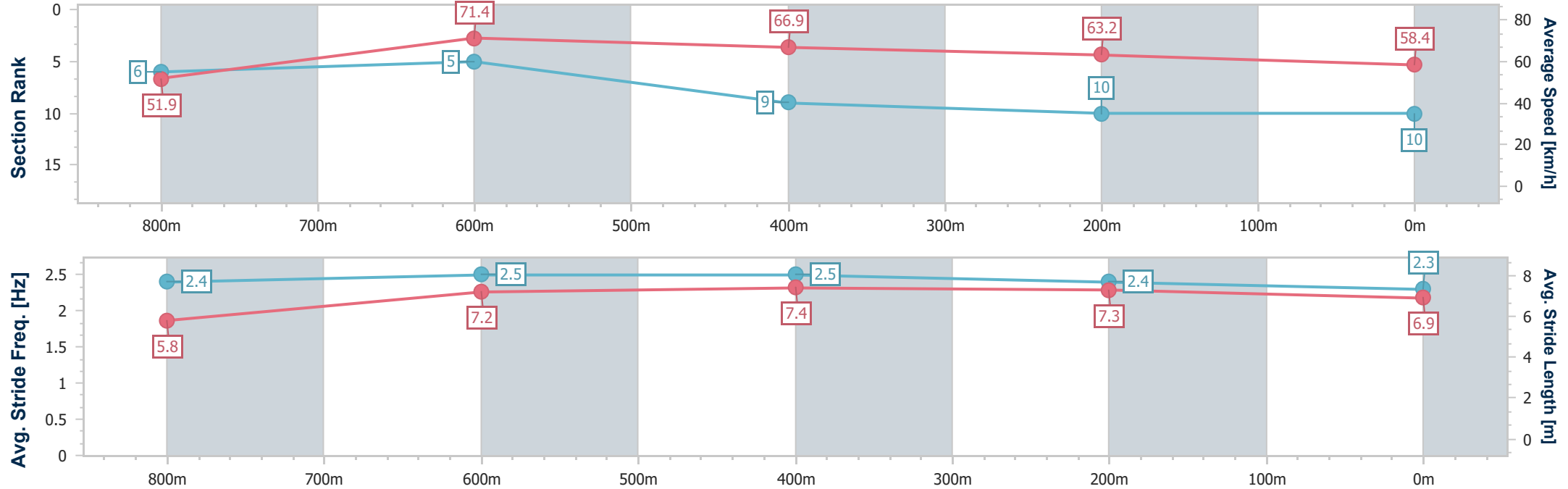
Horse/Jockey Name	Lunessa
Final Rank	10
Fastest Section Time (Section)	0:10.14 (800m)
Top Speed [km/h] (Section)	72.4 (Overall)
Race State	Finished



DalbyProfessional  
Race 6: GARY MAHON WILD RUN BENCHMARK 65 Handicap - 1000m  
30 January 2026 - 16:43  
Track Rating: Good 3, Weather: Fine, Rail Position: +1m 500m-300m, True Remainder



Section	Overall	800m	600m	400m	200m										
Section Times	0:58.79 [10] (0:13.81)	0:44.98 [6] (0:10.14)	0:34.84 [5] (0:11.05)	0:23.79 [9] (0:11.47)	0:12.32 [10] (0:12.32)										
Average Speed [km/h]	51.9	71.4	66.9	63.2	58.4										
Top Speed [km/h]	72.4	72.4	69.1	65.1	62.3										
Avg. Dist. to Rail [m]	8.4	6.1	4.8	5.6	6.7										
Avg. Stride Freq. [Hz]	2.4	2.5	2.5	2.4	2.3										
Avg. Stride Length [m]	5.8	7.2	7.4	7.3	6.9										



Track Rating: Good 3, Weather: Fine, Rail Position: +1m 500m-300m, True Remainder

Section		Overall				1200m	1000m	800m	600m	400m	Last 600m	
Field Times		1:22.18				1:08.47	0:57.84	0:46.83	0:35.45	0:23.91	0:35.45	
		(0:13.71)				(0:10.63)	(0:11.01)	(0:11.38)	(0:11.54)	(0:11.67)		
Rank	TAB	Horse/Jockey	Barrier	Top Speed [km/h]	Fastest Section							Distance Travelled [m]
1	5	<b>GALWAY HUSSLER</b>	5	66.6	0:10.93	1:22.18 [1]	1:08.45 [2]	0:57.52 [3]	0:46.36 [3]	0:35.14 [3]	0:23.74 [3]	0:35.14
		Gary Geran		Overall	1200m	(0:13.73)	(0:10.93)	(0:11.16)	(0:11.22)	(0:11.40)	(0:11.54)	
2	8	<b>THAT'S AN EXTRA</b>	7	68.8	0:10.63	1:22.20 [2]	1:08.49 [1]	0:57.86 [1]	0:46.85 [1]	0:35.47 [1]	0:23.93 [2]	0:35.47 -1
		Les Tilley		Overall	1200m	(0:13.71)	(0:10.63)	(0:11.01)	(0:11.38)	(0:11.54)	(0:11.67)	
3	1	<b>RUSSIAN SUB</b>	9	67.5	0:10.89	1:22.67 [3]	1:08.84 [4]	0:57.95 [4]	0:46.92 [2]	0:35.82 [2]	0:24.40 [1]	0:35.82 -3
		Reece O'Connell		1000m	1200m	(0:13.83)	(0:10.89)	(0:11.03)	(0:11.10)	(0:11.42)	(0:11.71)	
4	10	<b>SEA COMMITS</b>	4	67.0	0:10.83	1:22.67 [4]	1:08.86 [3]	0:58.03 [2]	0:46.84 [4]	0:35.40 [4]	0:23.89 [5]	0:35.40 +6
		Stephanie Tierney		1200m	1200m	(0:13.81)	(0:10.83)	(0:11.19)	(0:11.44)	(0:11.51)	(0:11.53)	
5	11	<b>MAN IN THE MIRROR</b>	1	66.5	0:10.90	1:22.69 [5]	1:08.49 [7]	0:57.59 [7]	0:46.43 [6]	0:35.09 [6]	0:23.86 [6]	0:35.09 -1
		Olivia Kendal		1200m	1200m	(0:14.20)	(0:10.90)	(0:11.16)	(0:11.34)	(0:11.23)	(0:11.60)	
6	2	<b>SUPER QUICK</b>	3	66.3	0:10.95	1:23.08 [6]	1:09.19 [5]	0:58.24 [5]	0:47.09 [5]	0:35.78 [5]	0:24.35 [4]	0:35.78 +1
		Sean Cormack		1200m	1200m	(0:13.89)	(0:10.95)	(0:11.15)	(0:11.31)	(0:11.43)	(0:11.63)	
7	4	<b>CHASING JACKLEY</b>	10	66.3	0:11.02	1:23.22 [7]	1:08.58 [9]	0:57.56 [10]	0:46.33 [10]	0:35.01 [10]	0:23.62 [10]	0:35.01 +1
		Bailie Baker		1000m	1200m	(0:14.64)	(0:11.02)	(0:11.23)	(0:11.32)	(0:11.39)	(0:11.52)	
8	6	<b>TAVIS TOWN</b>	8	66.6	0:10.91	1:23.65 [8]	1:09.22 [8]	0:58.31 [8]	0:47.16 [8]	0:35.99 [7]	0:24.54 [8]	0:35.99 -4
		Ryan Wiggins		1200m	1200m	(0:14.43)	(0:10.91)	(0:11.15)	(0:11.17)	(0:11.45)	(0:11.87)	
9	7	<b>POWERFUL EAGLE</b>	2	68.1	0:10.69	1:23.77 [9]	1:08.91 [10]	0:58.22 [9]	0:47.23 [9]	0:35.88 [9]	0:24.47 [9]	0:35.88 +7
		Montanna Savva		1200m	1200m	(0:14.86)	(0:10.69)	(0:10.99)	(0:11.35)	(0:11.41)	(0:11.82)	
10	3	<b>BASIL'S BOW</b>	6	66.9	0:10.89	1:24.70 [10]	1:10.56 [6]	0:59.67 [6]	0:48.27 [7]	0:36.99 [8]	0:25.62 [7]	0:36.99 +2
		Rob Thorburn		Overall	1200m	(0:14.14)	(0:10.89)	(0:11.40)	(0:11.28)	(0:11.37)	(0:11.99)	

Scratched: Blue Chip Girl (#14), Burleigh Magic (#12), Ambassadors (#9), Nightcapped (#13)





# DalbyProfessional

## Race 7: WRIGLEYS RUN BENCHMARK 70 Handicap - 1400m

30 January 2026 - 17:19



Track Rating: Good 3, Weather: Fine, Rail Position: +1m 500m-300m, True Remainder

Section Field Times				200m 0:12.24 (0:12.24)		Last 600m 0:35.45			
Rank	TAB	Horse/Jockey	Barrier	Top Speed [km/h]	Fastest Section	Margin			Distance Travelled [m]
1	5	<b>GALWAY HUSSLER</b>	5	66.6	0:10.93	0:12.20 [3]	1:22.18		0:35.14
		Gary Geran		Overall	1200m	(0:12.20)			
2	8	<b>THAT'S AN EXTRA</b>	7	68.8	0:10.63	0:12.26 [1]	0.13L		0:35.47 -1
		Les Tilley		Overall	1200m	(0:12.26)			
3	1	<b>RUSSIAN SUB</b>	9	67.5	0:10.89	0:12.69 [2]	2.86L		0:35.82 -3
		Reece O'Connell		1000m	1200m	(0:12.69)			
4	10	<b>SEA COMMITS</b>	4	67.0	0:10.83	0:12.36 [4]	2.87L		0:35.40 +6
		Stephanie Tierney		1200m	1200m	(0:12.36)			
5	11	<b>MAN IN THE MIRROR</b>	1	66.5	0:10.90	0:12.26 [6]	2.99L		0:35.09 -1
		Olivia Kendal		1200m	1200m	(0:12.26)			
6	2	<b>SUPER QUICK</b>	3	66.3	0:10.95	0:12.72 [5]	5.3L		0:35.78 +1
		Sean Cormack		1200m	1200m	(0:12.72)			
7	4	<b>CHASING JACKLEY</b>	10	66.3	0:11.02	0:12.10 [10]	6.13L		0:35.01 +1
		Bailie Baker		1000m	1200m	(0:12.10)			
8	6	<b>TAVIS TOWN</b>	8	66.6	0:10.91	0:12.67 [7]	8.65L		0:35.99 -4
		Ryan Wiggins		1200m	1200m	(0:12.67)			
9	7	<b>POWERFUL EAGLE</b>	2	68.1	0:10.69	0:12.65 [9]	9.34L		0:35.88 +7
		Montanna Savva		1200m	1200m	(0:12.65)			
10	3	<b>BASIL'S BOW</b>	6	66.9	0:10.89	0:13.63 [8]	14.84L		0:36.99 +2
		Rob Thorburn		Overall	1200m	(0:13.63)			

Scratched: Blue Chip Girl (#14), Burleigh Magic (#12), Ambassadors (#9), Nightcapped (#13)

Report Created: Fri 30 January 2026 17:37 GMT+1 (Note: Timing is based on position data)

Page 2/12

[ ] Ranking at each section and finish  
-:-:- No data available at this section  
NA No data available

SCN Saddle cloth number  
DNF Did not finish  
DNT Did not track

data processed by  **TRIPLESDATA**



Horse/Jockey Name	Galway Hussler
Final Rank	1
Fastest Section Time (Section)	0:10.93 (1200m)
Top Speed [km/h] (Section)	66.6 (Overall)
Race State	Finished



DalbyProfessional

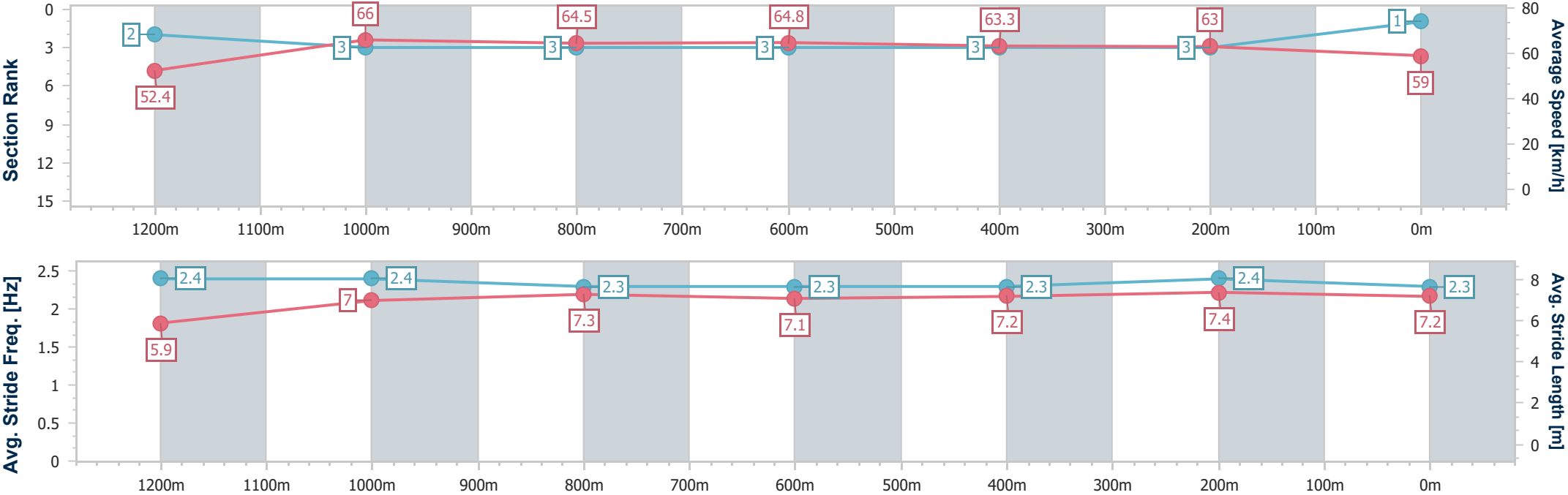
Race 7: WRIGLEYS RUN BENCHMARK 70 Handicap - 1400m

30 January 2026 - 17:19

Track Rating: Good 3, Weather: Fine, Rail Position: +1m 500m-300m, True Remainder



Section	Overall	1200m	1000m	800m	600m	400m	200m						
Section Times	1:22.18 [1] (0:13.73)	1:08.45 [2] (0:10.93)	0:57.52 [3] (0:11.16)	0:46.36 [3] (0:11.22)	0:35.14 [3] (0:11.40)	0:23.74 [3] (0:11.54)	0:12.20 [3] (0:12.20)						
Average Speed [km/h]	52.4	66.0	64.5	64.8	63.3	63.0	59.0						
Top Speed [km/h]	66.6	66.5	65.4	65.4	64.1	64.1	61.6						
Avg. Dist. to Rail [m]	5.5	0.8	2.0	1.7	1.1	5.3	9.2						
Avg. Stride Freq. [Hz]	2.4	2.4	2.3	2.3	2.3	2.4	2.3						
Avg. Stride Length [m]	5.9	7.0	7.3	7.1	7.2	7.4	7.2						





Horse/Jockey Name	That's An Extra
Final Rank	2
Fastest Section Time (Section)	0:10.63 (1200m)
Top Speed [km/h] (Section)	68.8 (Overall)
Race State	Finished



DalbyProfessional

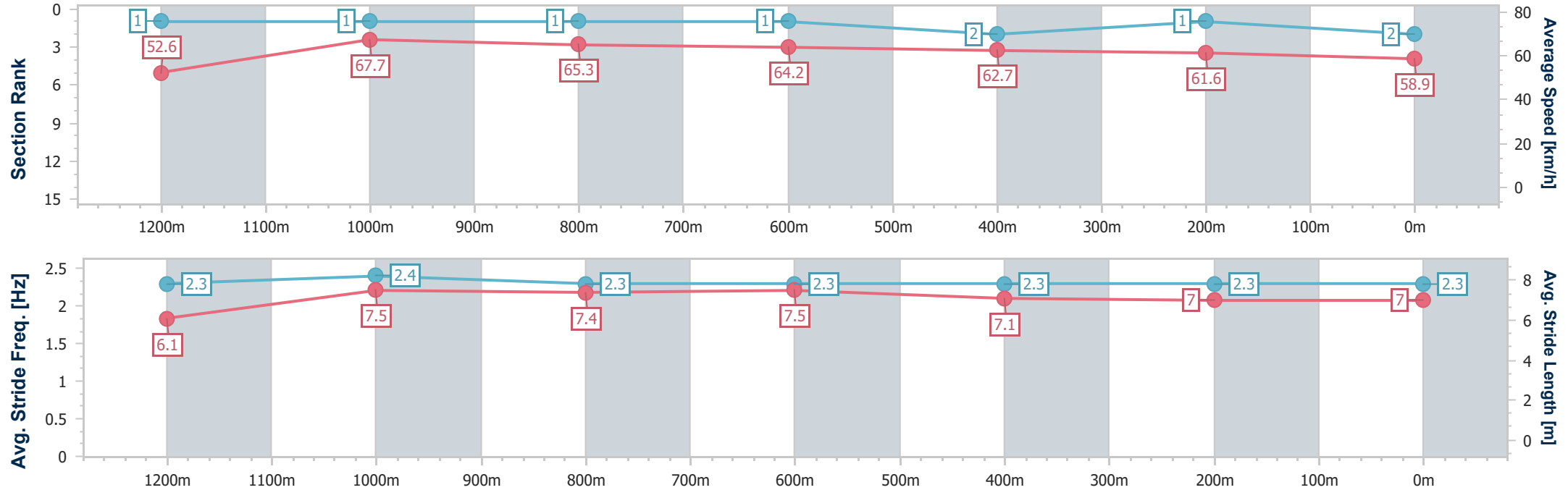
Race 7: WRIGLEYS RUN BENCHMARK 70 Handicap - 1400m

30 January 2026 - 17:19

Track Rating: Good 3, Weather: Fine, Rail Position: +1m 500m-300m, True Remainder



Section	Overall	1200m	1000m	800m	600m	400m	200m						
Section Times	1:22.20 [2] (0:13.71)	1:08.49 [1] (0:10.63)	0:57.86 [1] (0:11.01)	0:46.85 [1] (0:11.38)	0:35.47 [1] (0:11.54)	0:23.93 [2] (0:11.67)	0:12.26 [1] (0:12.26)						
Average Speed [km/h]	52.6	67.7	65.3	64.2	62.7	61.6	58.9						
Top Speed [km/h]	68.8	68.7	65.9	64.9	63.4	62.7	60.6						
Avg. Dist. to Rail [m]	6.6	3.8	2.3	2.8	1.2	1.2	5.9						
Avg. Stride Freq. [Hz]	2.3	2.4	2.3	2.3	2.3	2.3	2.3						
Avg. Stride Length [m]	6.1	7.5	7.4	7.5	7.1	7.0	7.0						





Horse/Jockey Name	Russian Sub
Final Rank	3
Fastest Section Time (Section)	0:10.89 (1200m)
Top Speed [km/h] (Section)	67.5 (1000m)
Race State	Finished



DalbyProfessional

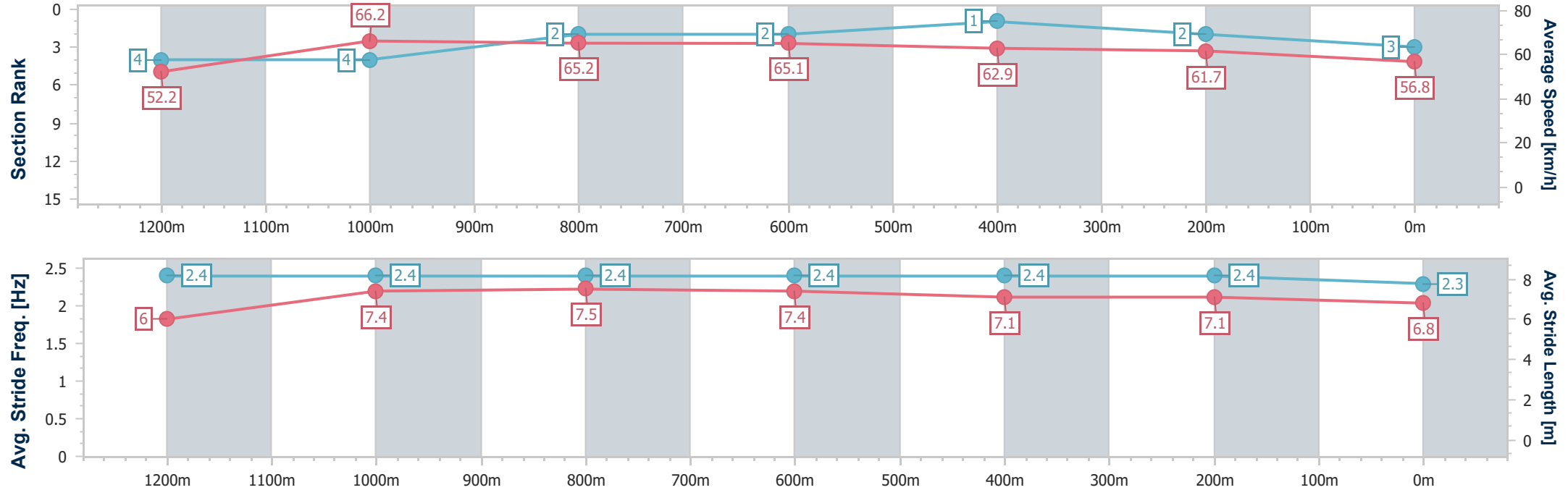
Race 7: WRIGLEYS RUN BENCHMARK 70 Handicap - 1400m

30 January 2026 - 17:19

Track Rating: Good 3, Weather: Fine, Rail Position: +1m 500m-300m, True Remainder



Section	Overall	1200m	1000m	800m	600m	400m	200m						
Section Times	1:22.67 [3] (0:13.83)	1:08.84 [4] (0:10.89)	0:57.95 [4] (0:11.03)	0:46.92 [2] (0:11.10)	0:35.82 [2] (0:11.42)	0:24.40 [1] (0:11.71)	0:12.69 [2] (0:12.69)						
Average Speed [km/h]	52.2	66.2	65.2	65.1	62.9	61.7	56.8						
Top Speed [km/h]	66.9	67.1	67.5	66.1	64.2	62.6	60.2						
Avg. Dist. to Rail [m]	8.0	4.1	2.8	1.0	0.6	2.6	7.1						
Avg. Stride Freq. [Hz]	2.4	2.4	2.4	2.4	2.4	2.4	2.3						
Avg. Stride Length [m]	6.0	7.4	7.5	7.4	7.1	7.1	6.8						





Horse/Jockey Name	Sea Commits
Final Rank	4
Fastest Section Time (Section)	0:10.83 (1200m)
Top Speed [km/h] (Section)	67.0 (1200m)
Race State	Finished



DalbyProfessional

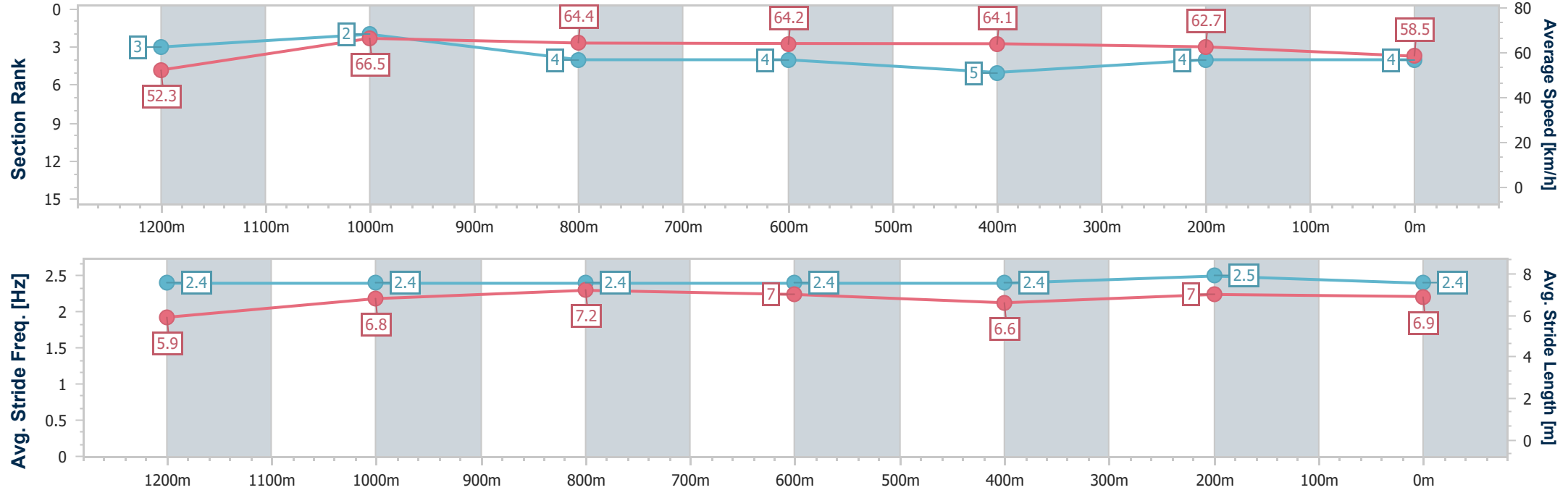
Race 7: WRIGLEYS RUN BENCHMARK 70 Handicap - 1400m

30 January 2026 - 17:19

Track Rating: Good 3, Weather: Fine, Rail Position: +1m 500m-300m, True Remainder



Section	Overall	1200m	1000m	800m	600m	400m	200m						
Section Times	1:22.67 [4] (0:13.81)	1:08.86 [3] (0:10.83)	0:58.03 [2] (0:11.19)	0:46.84 [4] (0:11.44)	0:35.40 [4] (0:11.51)	0:23.89 [5] (0:11.53)	0:12.36 [4] (0:12.36)						
Average Speed [km/h]	52.3	66.5	64.4	64.2	64.1	62.7	58.5						
Top Speed [km/h]	66.6	67.0	65.2	65.4	65.4	63.9	61.4						
Avg. Dist. to Rail [m]	4.4	3.3	3.9	4.5	3.7	4.4	9.0						
Avg. Stride Freq. [Hz]	2.4	2.4	2.4	2.4	2.4	2.5	2.4						
Avg. Stride Length [m]	5.9	6.8	7.2	7.0	6.6	7.0	6.9						





Horse/Jockey Name	Man In The Mirror
Final Rank	5
Fastest Section Time (Section)	0:10.90 (1200m)
Top Speed [km/h] (Section)	66.5 (1200m)
Race State	Finished



DalbyProfessional

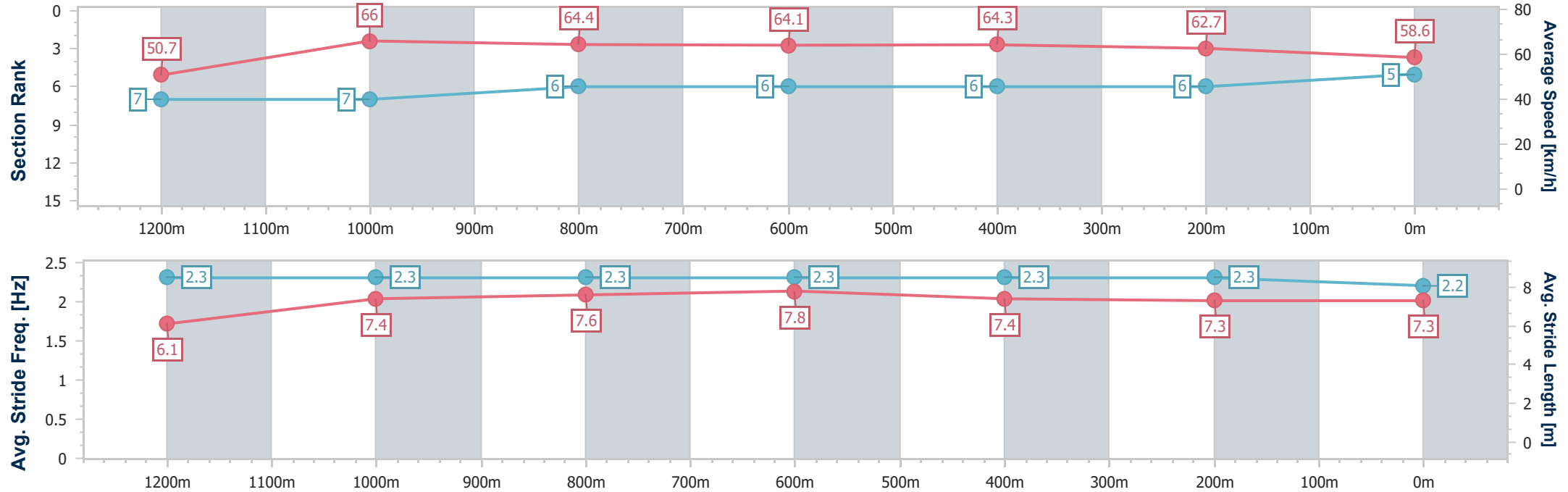
Race 7: WRIGLEYS RUN BENCHMARK 70 Handicap - 1400m

30 January 2026 - 17:19

Track Rating: Good 3, Weather: Fine, Rail Position: +1m 500m-300m, True Remainder



Section	Overall	1200m	1000m	800m	600m	400m	200m						
Section Times	1:22.69 [5] (0:14.20)	1:08.49 [7] (0:10.90)	0:57.59 [7] (0:11.16)	0:46.43 [6] (0:11.34)	0:35.09 [6] (0:11.23)	0:23.86 [6] (0:11.60)	0:12.26 [6] (0:12.26)						
Average Speed [km/h]	50.7	66.0	64.4	64.1	64.3	62.7	58.6						
Top Speed [km/h]	65.9	66.5	65.1	64.8	64.8	63.5	61.7						
Avg. Dist. to Rail [m]	2.2	1.6	2.4	2.1	0.9	5.1	10.2						
Avg. Stride Freq. [Hz]	2.3	2.3	2.3	2.3	2.3	2.3	2.2						
Avg. Stride Length [m]	6.1	7.4	7.6	7.8	7.4	7.3	7.3						





Horse/Jockey Name	Super Quick
Final Rank	6
Fastest Section Time (Section)	0:10.95 (1200m)
Top Speed [km/h] (Section)	66.3 (1200m)
Race State	Finished



DalbyProfessional

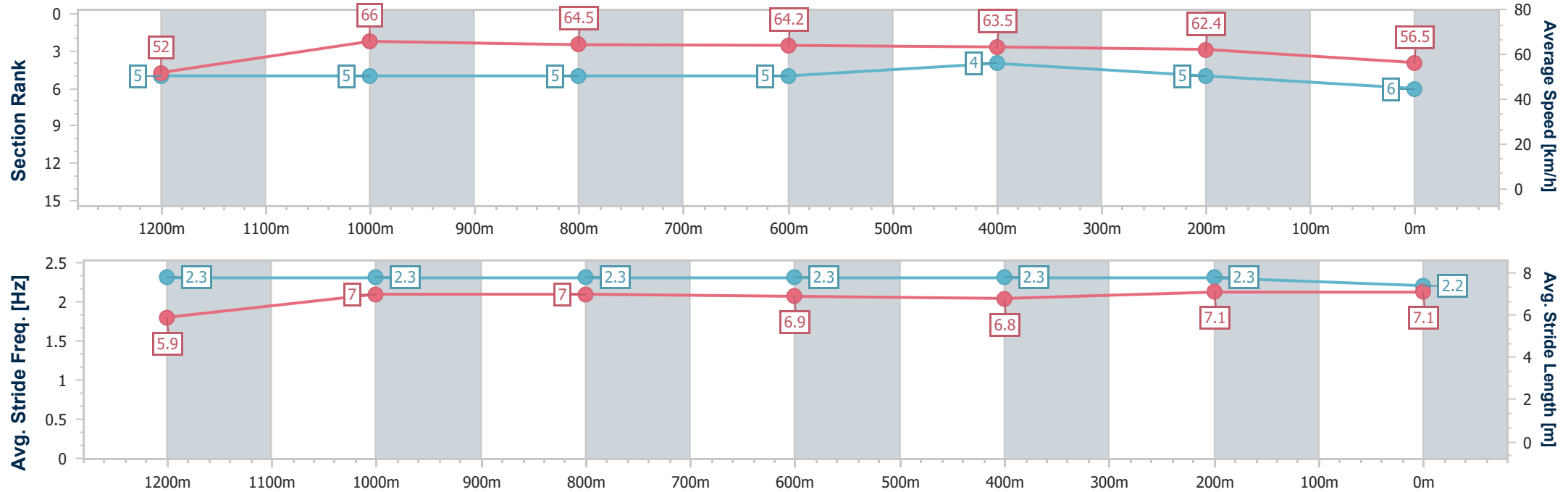
Race 7: WRIGLEYS RUN BENCHMARK 70 Handicap - 1400m

30 January 2026 - 17:19

Track Rating: Good 3, Weather: Fine, Rail Position: +1m 500m-300m, True Remainder



Section	Overall	1200m	1000m	800m	600m	400m	200m						
Section Times	1:23.08 [6] (0:13.89)	1:09.19 [5] (0:10.95)	0:58.24 [5] (0:11.15)	0:47.09 [5] (0:11.31)	0:35.78 [5] (0:11.43)	0:24.35 [4] (0:11.63)	0:12.72 [5] (0:12.72)						
Average Speed [km/h]	52.0	66.0	64.5	64.2	63.5	62.4	56.5						
Top Speed [km/h]	65.8	66.3	65.5	65.0	64.7	63.1	61.2						
Avg. Dist. to Rail [m]	3.1	1.7	2.1	2.2	1.3	4.4	8.3						
Avg. Stride Freq. [Hz]	2.3	2.3	2.3	2.3	2.3	2.3	2.2						
Avg. Stride Length [m]	5.9	7.0	7.0	6.9	6.8	7.1	7.1						





Horse/Jockey Name	Chasing Jackley
Final Rank	7
Fastest Section Time (Section)	0:11.02 (1200m)
Top Speed [km/h] (Section)	66.3 (1000m)
Race State	Finished



DalbyProfessional

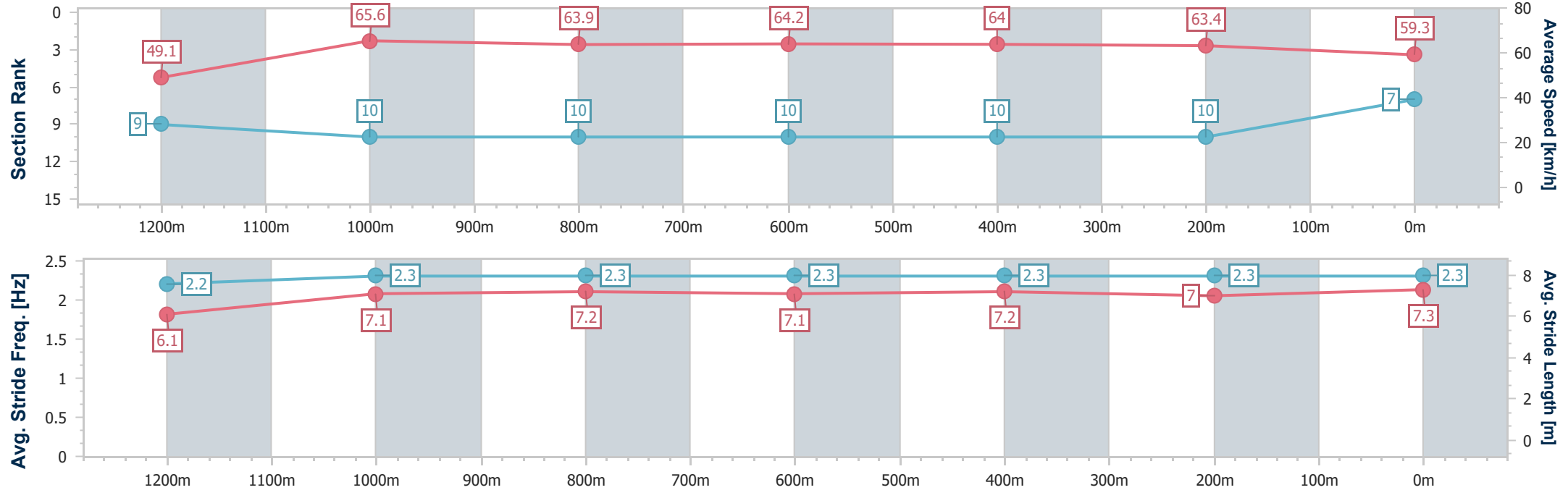
Race 7: WRIGLEYS RUN BENCHMARK 70 Handicap - 1400m

30 January 2026 - 17:19

Track Rating: Good 3, Weather: Fine, Rail Position: +1m 500m-300m, True Remainder



Section	Overall	1200m	1000m	800m	600m	400m	200m						
Section Times	1:23.22 [7] (0:14.64)	1:08.58 [9] (0:11.02)	0:57.56 [10] (0:11.23)	0:46.33 [10] (0:11.32)	0:35.01 [10] (0:11.39)	0:23.62 [10] (0:11.52)	0:12.10 [10] (0:12.10)						
Average Speed [km/h]	49.1	65.6	63.9	64.2	64.0	63.4	59.3						
Top Speed [km/h]	65.0	66.0	66.3	65.4	64.9	63.7	62.4						
Avg. Dist. to Rail [m]	8.9	3.7	3.4	2.2	1.7	6.6	11.0						
Avg. Stride Freq. [Hz]	2.2	2.3	2.3	2.3	2.3	2.3	2.3						
Avg. Stride Length [m]	6.1	7.1	7.2	7.1	7.2	7.0	7.3						







Horse/Jockey Name	Tavis Town
Final Rank	8
Fastest Section Time (Section)	0:10.91 (1200m)
Top Speed [km/h] (Section)	66.6 (1200m)
Race State	Finished



DalbyProfessional

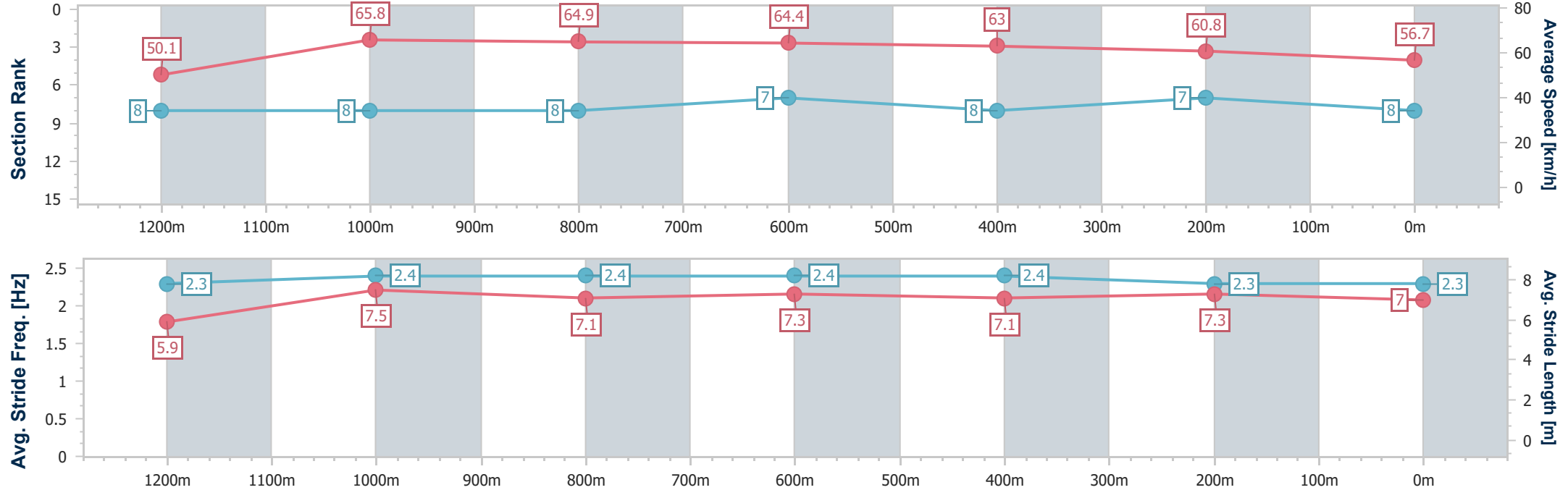
Race 7: WRIGLEYS RUN BENCHMARK 70 Handicap - 1400m

30 January 2026 - 17:19

Track Rating: Good 3, Weather: Fine, Rail Position: +1m 500m-300m, True Remainder



Section	Overall	1200m	1000m	800m	600m	400m	200m						
Section Times	1:23.65 [8] (0:14.43)	1:09.22 [8] (0:10.91)	0:58.31 [8] (0:11.15)	0:47.16 [8] (0:11.17)	0:35.99 [7] (0:11.45)	0:24.54 [8] (0:11.87)	0:12.67 [7] (0:12.67)						
Average Speed [km/h]	50.1	65.8	64.9	64.4	63.0	60.8	56.7						
Top Speed [km/h]	66.4	66.6	65.5	65.1	64.7	62.8	60.0						
Avg. Dist. to Rail [m]	7.5	3.8	2.0	1.0	0.4	2.3	5.5						
Avg. Stride Freq. [Hz]	2.3	2.4	2.4	2.4	2.4	2.3	2.3						
Avg. Stride Length [m]	5.9	7.5	7.1	7.3	7.1	7.3	7.0						





Horse/Jockey Name	Powerful Eagle
Final Rank	9
Fastest Section Time (Section)	0:10.69 (1200m)
Top Speed [km/h] (Section)	68.1 (1200m)
Race State	Finished



DalbyProfessional

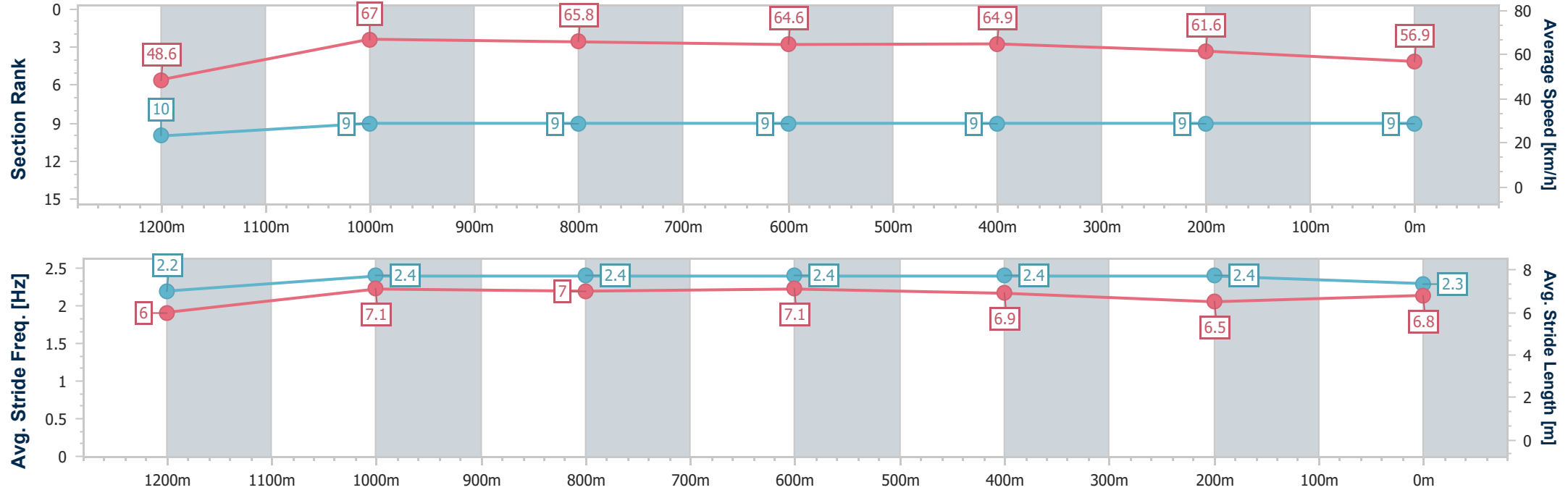
Race 7: WRIGLEYS RUN BENCHMARK 70 Handicap - 1400m

30 January 2026 - 17:19

Track Rating: Good 3, Weather: Fine, Rail Position: +1m 500m-300m, True Remainder



Section	Overall	1200m	1000m	800m	600m	400m	200m						
Section Times	1:23.77 [9] (0:14.86)	1:08.91 [10] (0:10.69)	0:58.22 [9] (0:10.99)	0:47.23 [9] (0:11.35)	0:35.88 [9] (0:11.41)	0:24.47 [9] (0:11.82)	0:12.65 [9] (0:12.65)						
Average Speed [km/h]	48.6	67.0	65.8	64.6	64.9	61.6	56.9						
Top Speed [km/h]	67.1	68.1	67.3	65.9	65.9	63.9	61.0						
Avg. Dist. to Rail [m]	3.4	5.3	5.5	4.0	4.3	6.0	8.4						
Avg. Stride Freq. [Hz]	2.2	2.4	2.4	2.4	2.4	2.4	2.3						
Avg. Stride Length [m]	6.0	7.1	7.0	7.1	6.9	6.5	6.8						





Horse/Jockey Name	Basil's Bow
Final Rank	10
Fastest Section Time (Section)	0:10.89 (1200m)
Top Speed [km/h] (Section)	66.9 (Overall)
Race State	Finished



DalbyProfessional

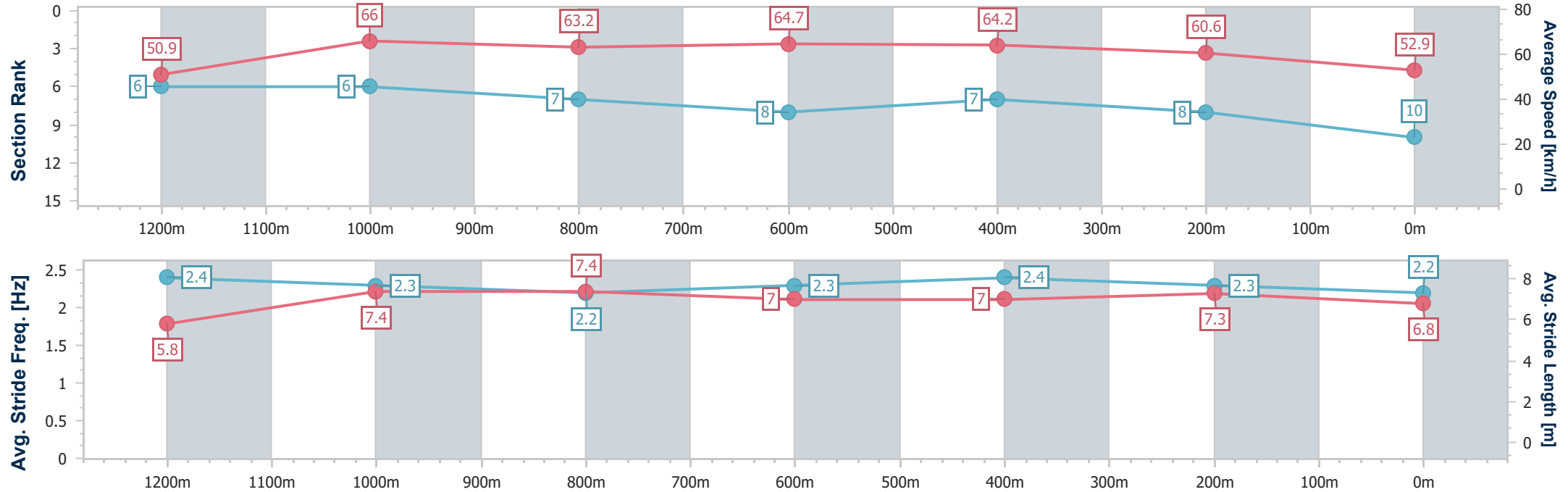
Race 7: WRIGLEYS RUN BENCHMARK 70 Handicap - 1400m

30 January 2026 - 17:19

Track Rating: Good 3, Weather: Fine, Rail Position: +1m 500m-300m, True Remainder



Section	Overall	1200m	1000m	800m	600m	400m	200m						
Section Times	1:24.70 [10] (0:14.14)	1:10.56 [6] (0:10.89)	0:59.67 [6] (0:11.40)	0:48.27 [7] (0:11.28)	0:36.99 [8] (0:11.37)	0:25.62 [7] (0:11.99)	0:13.63 [8] (0:13.63)						
Average Speed [km/h]	50.9	66.0	63.2	64.7	64.2	60.6	52.9						
Top Speed [km/h]	66.9	66.7	64.8	65.7	65.4	62.8	59.7						
Avg. Dist. to Rail [m]	5.0	3.5	4.2	2.9	2.2	3.9	6.4						
Avg. Stride Freq. [Hz]	2.4	2.3	2.2	2.3	2.4	2.3	2.2						
Avg. Stride Length [m]	5.8	7.4	7.4	7.0	7.0	7.3	6.8						



Track Rating: Good 3, Weather: Fine, Rail Position: +1m 500m-300m, True Remainder

Section		Overall				1200m	1000m	800m	600m	400m	Last 600m	
Field Times		1:22.40 (0:14.00)				1:08.40 (0:11.03)	0:57.37 (0:11.05)	0:46.32 (0:11.14)	0:35.18 (0:11.46)	0:23.72 (0:11.82)	0:35.18	
Rank	TAB	Horse/Jockey	Barrier	Top Speed [km/h]	Fastest Section							Distance Travelled [m]
1	10	SNUGG	4	66.5	0:10.95	1:22.40 [1]	1:08.00 [6]	0:57.05 [6]	0:45.85 [6]	0:34.55 [6]	0:23.08 [7]	0:34.55
		Sean Cormack		1200m	1200m	(0:14.40)	(0:10.95)	(0:11.20)	(0:11.30)	(0:11.47)	(0:11.41)	
2	1	CARDIOLOGIST	1	66.0	0:11.11	1:22.54 [2]	1:08.31 [4]	0:57.20 [5]	0:46.07 [4]	0:34.86 [4]	0:23.40 [4]	0:34.86 -4
		Harrison Shaw		1200m	1200m	(0:14.23)	(0:11.11)	(0:11.13)	(0:11.21)	(0:11.46)	(0:11.44)	
3	2	HEAVENLY LOVE	6	66.1	0:11.14	1:23.03 [3]	1:08.55 [8]	0:57.41 [8]	0:46.21 [9]	0:34.94 [9]	0:23.61 [8]	0:34.94 -1
		Montanna Savva		1000m	1200m	(0:14.48)	(0:11.14)	(0:11.20)	(0:11.27)	(0:11.33)	(0:11.69)	
4	7	BOLE LE	2	67.2	0:10.88	1:23.04 [4]	1:08.82 [3]	0:57.94 [2]	0:46.83 [2]	0:35.62 [2]	0:24.01 [2]	0:35.62 +1
		Georgina Cartwright		1200m	1200m	(0:14.22)	(0:10.88)	(0:11.11)	(0:11.21)	(0:11.61)	(0:11.68)	
5	11	RARE MOON	3	65.9	0:11.03	1:23.11 [5]	1:09.11 [1]	0:58.08 [1]	0:47.03 [1]	0:35.89 [1]	0:24.43 [1]	0:35.89 -2
		Reece O'Connell		1200m	1200m	(0:14.00)	(0:11.03)	(0:11.05)	(0:11.14)	(0:11.46)	(0:11.82)	
6	8	NOTACLUEHOWORWHO	10	66.8	0:11.02	1:23.17 [6]	1:08.70 [7]	0:57.68 [7]	0:46.60 [7]	0:35.35 [5]	0:23.87 [6]	0:35.35 +2
		Adam Sewell		1200m	1200m	(0:14.47)	(0:11.02)	(0:11.08)	(0:11.25)	(0:11.48)	(0:11.72)	
7	9	MISHANI SUSPECT	5	68.7	0:10.99	1:23.33 [7]	1:09.17 [2]	0:58.18 [3]	0:46.82 [5]	0:35.48 [6]	0:24.05 [5]	0:35.48 +4
		Olivia Kendal		Overall	1200m	(0:14.16)	(0:10.99)	(0:11.36)	(0:11.34)	(0:11.43)	(0:11.79)	
8	12	DOITLIKEMAXWELL	8	67.1	0:10.88	1:23.62 [8]	1:09.27 [5]	0:58.39 [4]	0:47.24 [3]	0:36.03 [3]	0:24.53 [3]	0:36.03 +2
		Les Tilley		1200m	1200m	(0:14.35)	(0:10.88)	(0:11.15)	(0:11.21)	(0:11.50)	(0:11.84)	
9	4	RAMPANT LION	9	66.9	0:11.13	1:23.89 [9]	1:09.21 [10]	0:58.05 [10]	0:46.92 [10]	0:35.66 [10]	0:24.26 [10]	0:35.66 +3
		Gary Geran		1200m	1000m	(0:14.68)	(0:11.16)	(0:11.13)	(0:11.26)	(0:11.40)	(0:11.68)	
10	14	TRUSTY BANDIT	7	66.7	0:10.99	1:26.50 [10]	1:11.82 [9]	1:00.83 [9]	0:49.80 [8]	0:38.45 [8]	0:26.97 [9]	0:38.45 -3
		Fred Larson		1000m	1200m	(0:14.68)	(0:10.99)	(0:11.03)	(0:11.35)	(0:11.48)	(0:12.34)	

Scratched: Lone Force (#3), Peach Galantes (#17), Truck Stop Honey (#13), Reggae Fire (#5), South Sea (#6), Heza Romeo (#15), Mekanik (#16)



# DalbyProfessional

## Race 8: THE TURBO CHARGE Class 2 Plate - 1400m

30 January 2026 - 17:49



Track Rating: Good 3, Weather: Fine, Rail Position: +1m 500m-300m, True Remainder

Section		Field Times					200m		Last 600m	
							0:11.90 (0:11.90)		0:35.18	
Rank	TAB	Horse/Jockey	Barrier	Top Speed [km/h]	Fastest Section	Margin		Distance Travelled [m]		
1	10	SNUGG	4	66.5	0:10.95	0:11.67 [4]	1:22.40	0:34.55		
		Sean Cormack		1200m	1200m	(0:11.67)				
2	1	CARDIOLOGIST	1	66.0	0:11.11	0:11.96 [2]	0.86L	0:34.86 -4		
		Harrison Shaw		1200m	1200m	(0:11.96)				
3	2	HEAVENLY LOVE	6	66.1	0:11.14	0:11.92 [8]	3.75L	0:34.94 -1		
		Montanna Savva		1000m	1200m	(0:11.92)				
4	7	BOLE LE	2	67.2	0:10.88	0:12.33 [3]	3.8L	0:35.62 +1		
		Georgina Cartwright		1200m	1200m	(0:12.33)				
5	11	RARE MOON	3	65.9	0:11.03	0:12.61 [1]	4.22L	0:35.89 -2		
		Reece O'Connell		1200m	1200m	(0:12.61)				
6	8	NOTACLUEHOWORWHO	10	66.8	0:11.02	0:12.15 [6]	4.56L	0:35.35 +2		
		Adam Sewell		1200m	1200m	(0:12.15)				
7	9	MISHANI SUSPECT	5	68.7	0:10.99	0:12.26 [7]	5.5L	0:35.48 +4		
		Olivia Kendal		Overall	1200m	(0:12.26)				
8	12	DOITLIKEMAXWELL	8	67.1	0:10.88	0:12.69 [5]	7.21L	0:36.03 +2		
		Les Tilley		1200m	1200m	(0:12.69)				
9	4	RAMPANT LION	9	66.9	0:11.13	0:12.58 [9]	8.76L	0:35.66 +3		
		Gary Geran		1200m	1000m	(0:12.58)				
10	14	TRUSTY BANDIT	7	66.7	0:10.99	0:14.63 [10]	24.12L	0:38.45 -3		
		Fred Larson		1000m	1200m	(0:14.63)				

Scratched: Lone Force (#3), Peach Galantes (#17), Truck Stop Honey (#13), Reggae Fire (#5), South Sea (#6), Heza Romeo (#15), Mekanik (#16)



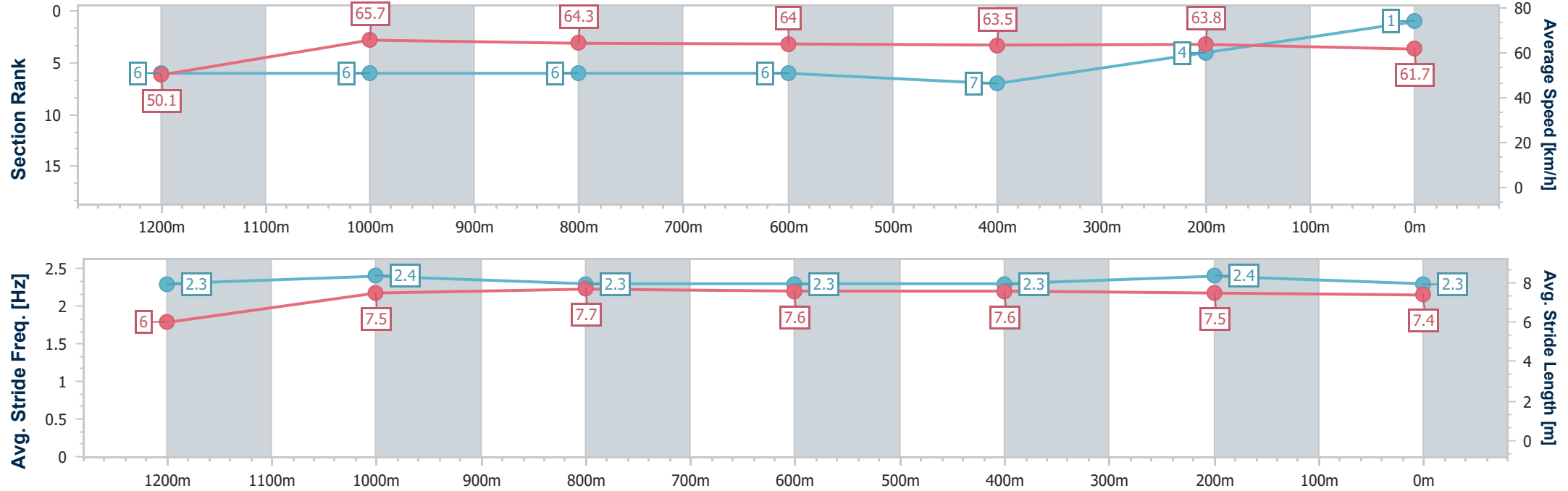
Horse/Jockey Name	Snugg
Final Rank	1
Fastest Section Time (Section)	0:10.95 (1200m)
Top Speed [km/h] (Section)	66.5 (1200m)
Race State	Finished



DalbyProfessional  
Race 8: THE TURBO CHARGE Class 2 Plate - 1400m  
30 January 2026 - 17:49  
Track Rating: Good 3, Weather: Fine, Rail Position: +1m 500m-300m, True Remainder



Section	Overall	1200m	1000m	800m	600m	400m	200m						
Section Times	1:22.40 [1] (0:14.40)	1:08.00 [6] (0:10.95)	0:57.05 [6] (0:11.20)	0:45.85 [6] (0:11.30)	0:34.55 [6] (0:11.47)	0:23.08 [7] (0:11.41)	0:11.67 [4] (0:11.67)						
Average Speed [km/h]	50.1	65.7	64.3	64.0	63.5	63.8	61.7						
Top Speed [km/h]	64.0	66.5	65.4	65.4	64.5	64.4	64.1						
Avg. Dist. to Rail [m]	4.0	1.8	1.7	1.6	1.3	6.9	10.3						
Avg. Stride Freq. [Hz]	2.3	2.4	2.3	2.3	2.3	2.4	2.3						
Avg. Stride Length [m]	6.0	7.5	7.7	7.6	7.6	7.5	7.4						





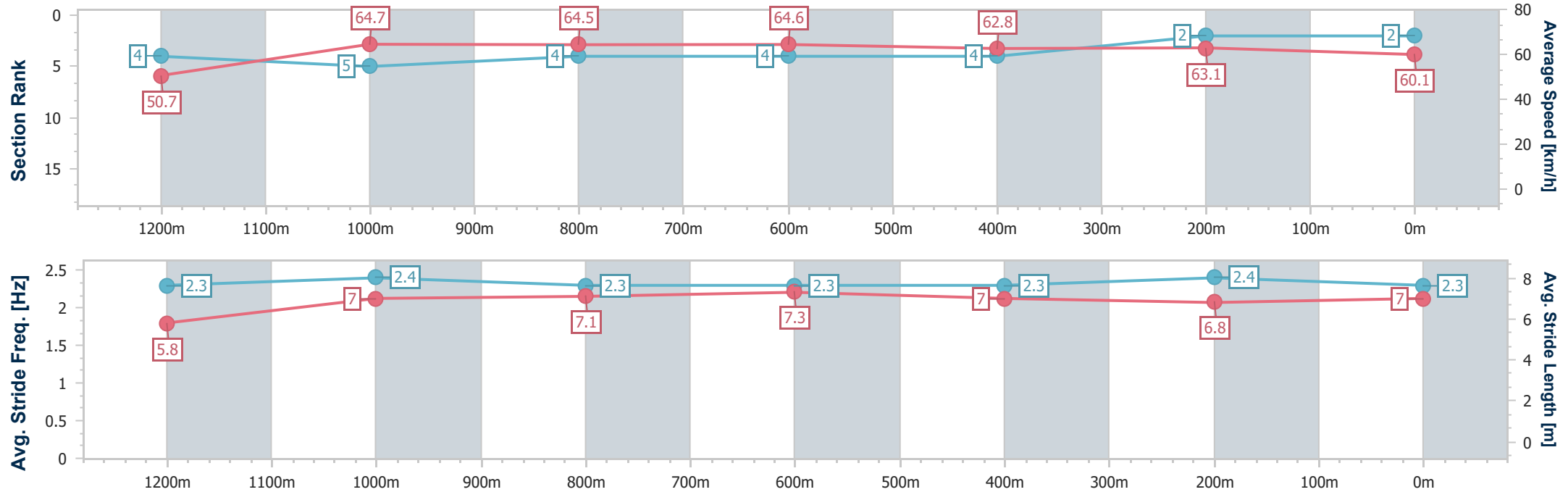
Horse/Jockey Name	Cardiologist
Final Rank	2
Fastest Section Time (Section)	0:11.11 (1200m)
Top Speed [km/h] (Section)	66.0 (1200m)
Race State	Finished



DalbyProfessional  
Race 8: THE TURBO CHARGE Class 2 Plate - 1400m  
30 January 2026 - 17:49  
Track Rating: Good 3, Weather: Fine, Rail Position: +1m 500m-300m, True Remainder



Section	Overall	1200m	1000m	800m	600m	400m	200m						
Section Times	1:22.54 [2] (0:14.23)	1:08.31 [4] (0:11.11)	0:57.20 [5] (0:11.13)	0:46.07 [4] (0:11.21)	0:34.86 [4] (0:11.46)	0:23.40 [4] (0:11.44)	0:11.96 [2] (0:11.96)						
Average Speed [km/h]	50.7	64.7	64.5	64.6	62.8	63.1	60.1						
Top Speed [km/h]	65.9	66.0	65.4	65.7	64.5	63.8	62.9						
Avg. Dist. to Rail [m]	1.6	0.9	0.8	0.8	0.6	1.5	5.4						
Avg. Stride Freq. [Hz]	2.3	2.4	2.3	2.3	2.3	2.4	2.3						
Avg. Stride Length [m]	5.8	7.0	7.1	7.3	7.0	6.8	7.0						



[ ] Ranking at each section and finish  
-.-.- No data available at this section  
NA No data available



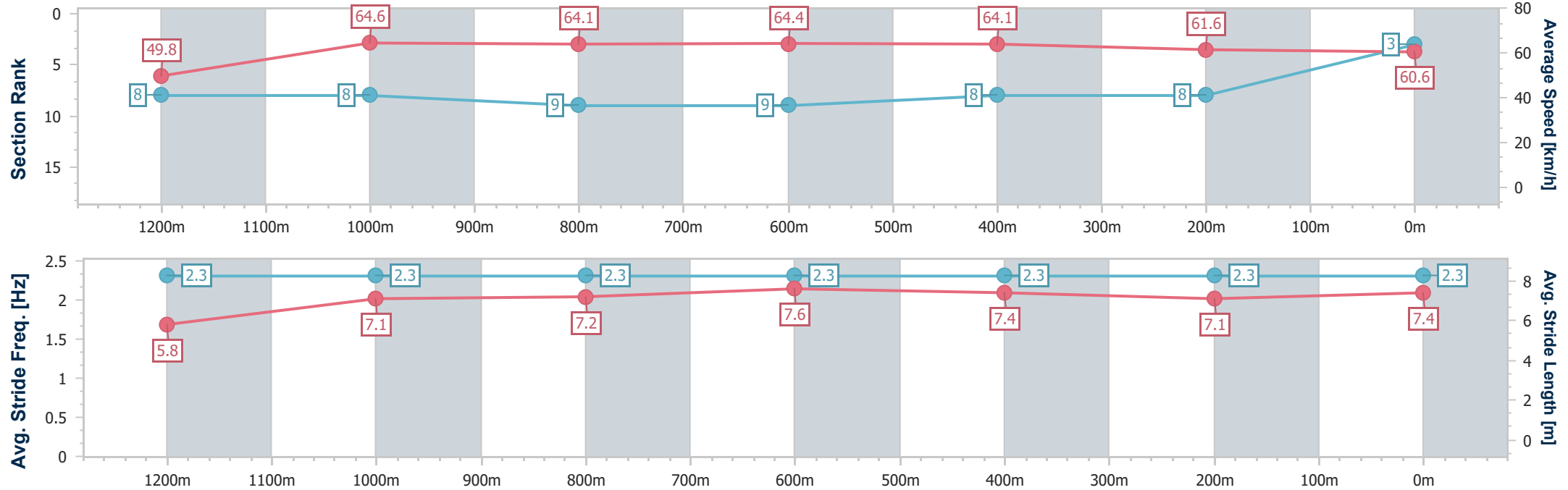
Horse/Jockey Name	Heavenly Love
Final Rank	3
Fastest Section Time (Section)	0:11.14 (1200m)
Top Speed [km/h] (Section)	66.1 (1000m)
Race State	Finished



DalbyProfessional  
Race 8: THE TURBO CHARGE Class 2 Plate - 1400m  
30 January 2026 - 17:49  
Track Rating: Good 3, Weather: Fine, Rail Position: +1m 500m-300m, True Remainder



Section	Overall	1200m	1000m	800m	600m	400m	200m						
Section Times	1:23.03 [3] (0:14.48)	1:08.55 [8] (0:11.14)	0:57.41 [8] (0:11.20)	0:46.21 [9] (0:11.27)	0:34.94 [9] (0:11.33)	0:23.61 [8] (0:11.69)	0:11.92 [8] (0:11.92)						
Average Speed [km/h]	49.8	64.6	64.1	64.4	64.1	61.6	60.6						
Top Speed [km/h]	64.7	66.0	66.1	65.6	65.2	63.7	61.7						
Avg. Dist. to Rail [m]	5.8	2.7	2.2	1.6	0.7	3.2	5.1						
Avg. Stride Freq. [Hz]	2.3	2.3	2.3	2.3	2.3	2.3	2.3						
Avg. Stride Length [m]	5.8	7.1	7.2	7.6	7.4	7.1	7.4						



[ ] Ranking at each section and finish  
-.-.- No data available at this section  
NA No data available





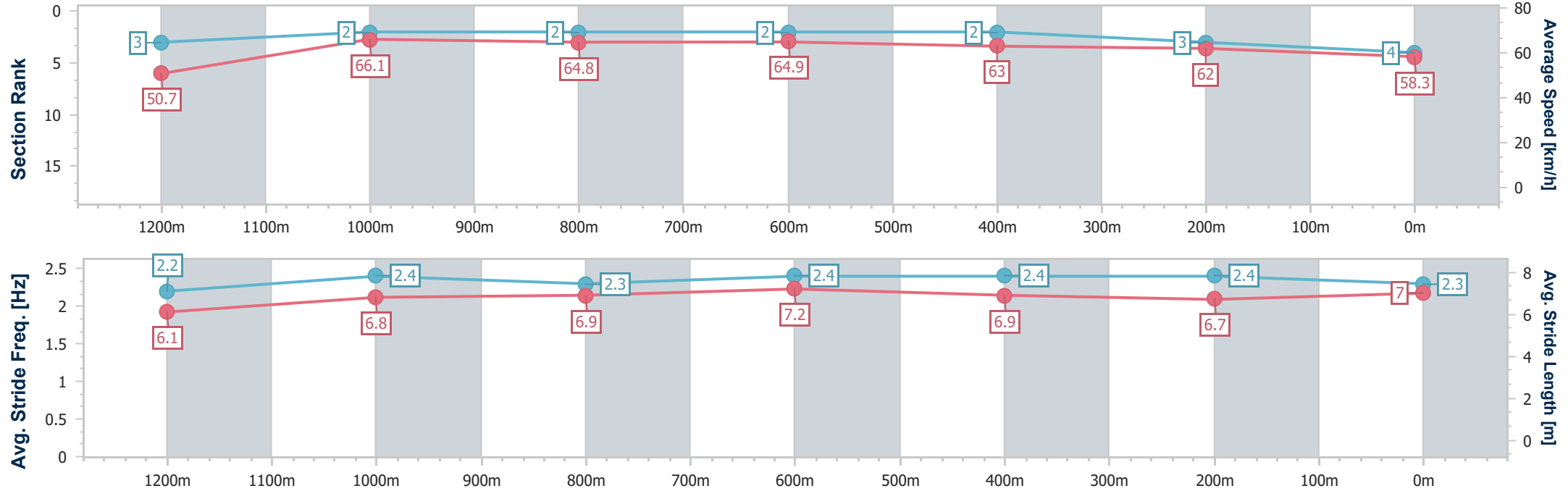
Horse/Jockey Name	Bole Le
Final Rank	4
Fastest Section Time (Section)	0:10.88 (1200m)
Top Speed [km/h] (Section)	67.2 (1200m)
Race State	Finished



DalbyProfessional  
Race 8: THE TURBO CHARGE Class 2 Plate - 1400m  
30 January 2026 - 17:49  
Track Rating: Good 3, Weather: Fine, Rail Position: +1m 500m-300m, True Remainder



Section	Overall	1200m	1000m	800m	600m	400m	200m						
Section Times	1:23.04 [4] (0:14.22)	1:08.82 [3] (0:10.88)	0:57.94 [2] (0:11.11)	0:46.83 [2] (0:11.21)	0:35.62 [2] (0:11.61)	0:24.01 [2] (0:11.68)	0:12.33 [3] (0:12.33)						
Average Speed [km/h]	50.7	66.1	64.8	64.9	63.0	62.0	58.3						
Top Speed [km/h]	65.8	67.2	65.5	65.3	64.4	62.9	61.1						
Avg. Dist. to Rail [m]	2.6	1.7	1.6	2.3	2.3	3.6	7.5						
Avg. Stride Freq. [Hz]	2.2	2.4	2.3	2.4	2.4	2.4	2.3						
Avg. Stride Length [m]	6.1	6.8	6.9	7.2	6.9	6.7	7.0						





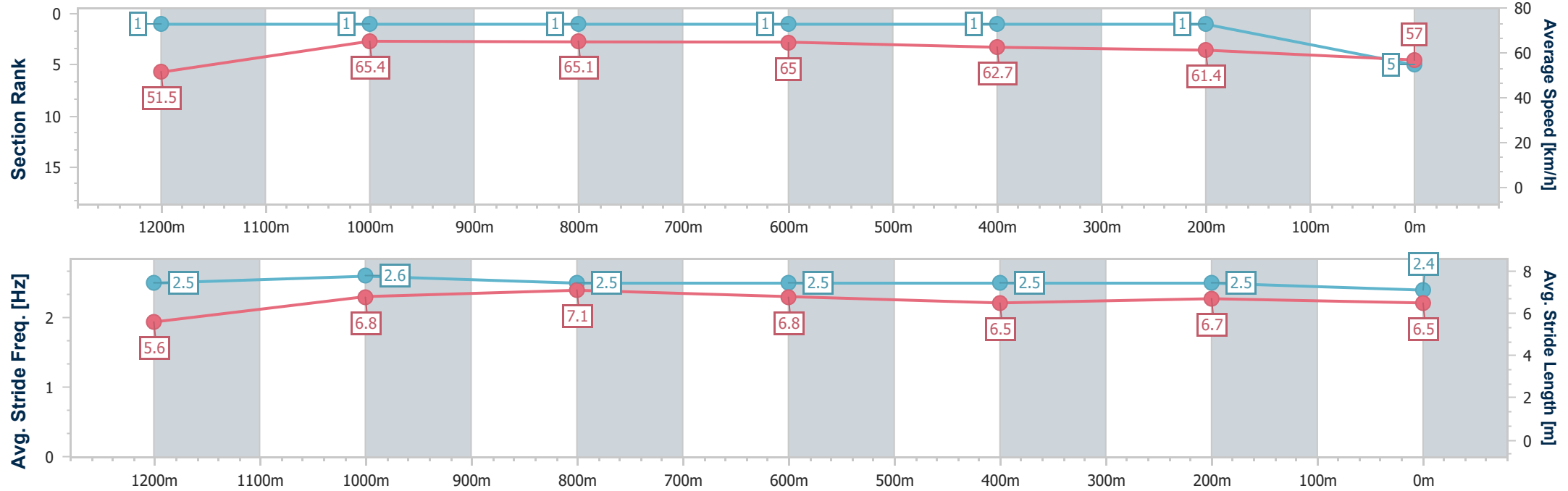
Horse/Jockey Name	Rare Moon
Final Rank	5
Fastest Section Time (Section)	0:11.03 (1200m)
Top Speed [km/h] (Section)	65.9 (1200m)
Race State	Finished



DalbyProfessional  
Race 8: THE TURBO CHARGE Class 2 Plate - 1400m  
30 January 2026 - 17:49  
Track Rating: Good 3, Weather: Fine, Rail Position: +1m 500m-300m, True Remainder



Section	Overall	1200m	1000m	800m	600m	400m	200m						
Section Times	1:23.11 [5] (0:14.00)	1:09.11 [1] (0:11.03)	0:58.08 [1] (0:11.05)	0:47.03 [1] (0:11.14)	0:35.89 [1] (0:11.46)	0:24.43 [1] (0:11.82)	0:12.61 [1] (0:12.61)						
Average Speed [km/h]	51.5	65.4	65.1	65.0	62.7	61.4	57.0						
Top Speed [km/h]	65.4	65.9	65.7	65.4	64.7	61.9	60.2						
Avg. Dist. to Rail [m]	3.4	0.6	0.8	1.1	0.7	3.4	7.1						
Avg. Stride Freq. [Hz]	2.5	2.6	2.5	2.5	2.5	2.5	2.4						
Avg. Stride Length [m]	5.6	6.8	7.1	6.8	6.5	6.7	6.5						



[ ] Ranking at each section and finish  
-.-.- No data available at this section  
NA No data available



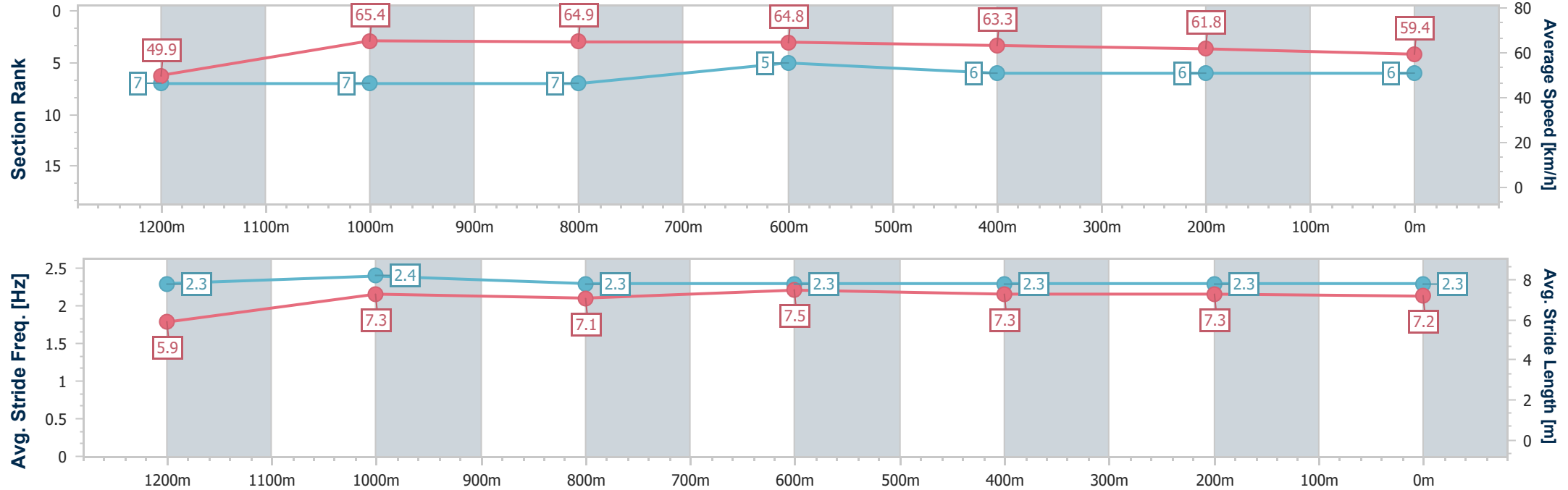
Horse/Jockey Name	Notacluehoworwho
Final Rank	6
Fastest Section Time (Section)	0:11.02 (1200m)
Top Speed [km/h] (Section)	66.8 (1200m)
Race State	Finished



DalbyProfessional  
Race 8: THE TURBO CHARGE Class 2 Plate - 1400m  
30 January 2026 - 17:49  
Track Rating: Good 3, Weather: Fine, Rail Position: +1m 500m-300m, True Remainder



Section	Overall	1200m	1000m	800m	600m	400m	200m						
Section Times	1:23.17 [6] (0:14.47)	1:08.70 [7] (0:11.02)	0:57.68 [7] (0:11.08)	0:46.60 [7] (0:11.25)	0:35.35 [5] (0:11.48)	0:23.87 [6] (0:11.72)	0:12.15 [6] (0:12.15)						
Average Speed [km/h]	49.9	65.4	64.9	64.8	63.3	61.8	59.4						
Top Speed [km/h]	64.6	66.8	66.7	65.2	65.1	63.2	60.7						
Avg. Dist. to Rail [m]	10.5	4.1	2.8	2.2	1.7	5.0	8.8						
Avg. Stride Freq. [Hz]	2.3	2.4	2.3	2.3	2.3	2.3	2.3						
Avg. Stride Length [m]	5.9	7.3	7.1	7.5	7.3	7.3	7.2						





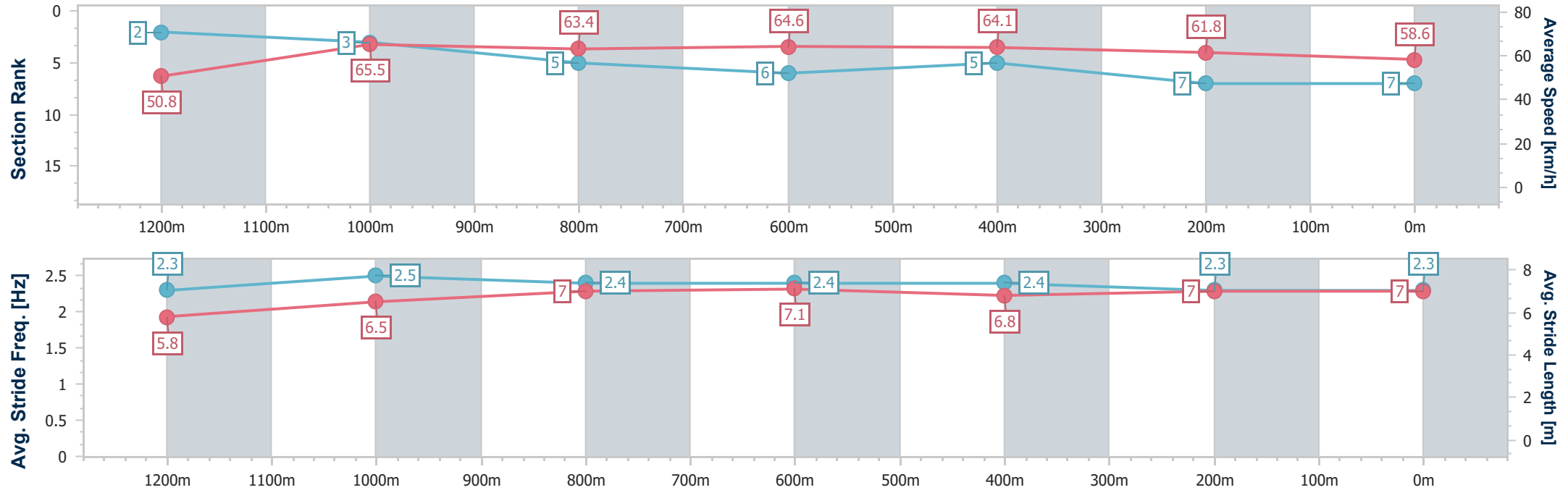
Horse/Jockey Name	Mishani Suspect
Final Rank	7
Fastest Section Time (Section)	0:10.99 (1200m)
Top Speed [km/h] (Section)	68.7 (Overall)
Race State	Finished



DalbyProfessional  
Race 8: THE TURBO CHARGE Class 2 Plate - 1400m  
30 January 2026 - 17:49  
Track Rating: Good 3, Weather: Fine, Rail Position: +1m 500m-300m, True Remainder



Section	Overall	1200m	1000m	800m	600m	400m	200m						
Section Times	1:23.33 [7] (0:14.16)	1:09.17 [2] (0:10.99)	0:58.18 [3] (0:11.36)	0:46.82 [5] (0:11.34)	0:35.48 [6] (0:11.43)	0:24.05 [5] (0:11.79)	0:12.26 [7] (0:12.26)						
Average Speed [km/h]	50.8	65.5	63.4	64.6	64.1	61.8	58.6						
Top Speed [km/h]	68.7	67.6	64.8	66.6	65.9	63.0	60.3						
Avg. Dist. to Rail [m]	5.7	3.6	4.1	3.4	2.6	6.1	10.4						
Avg. Stride Freq. [Hz]	2.3	2.5	2.4	2.4	2.4	2.3	2.3						
Avg. Stride Length [m]	5.8	6.5	7.0	7.1	6.8	7.0	7.0						





Horse/Jockey Name	Doitlikemaxwell
Final Rank	8
Fastest Section Time (Section)	0:10.88 (1200m)
Top Speed [km/h] (Section)	67.1 (1200m)
Race State	Finished



DalbyProfessional

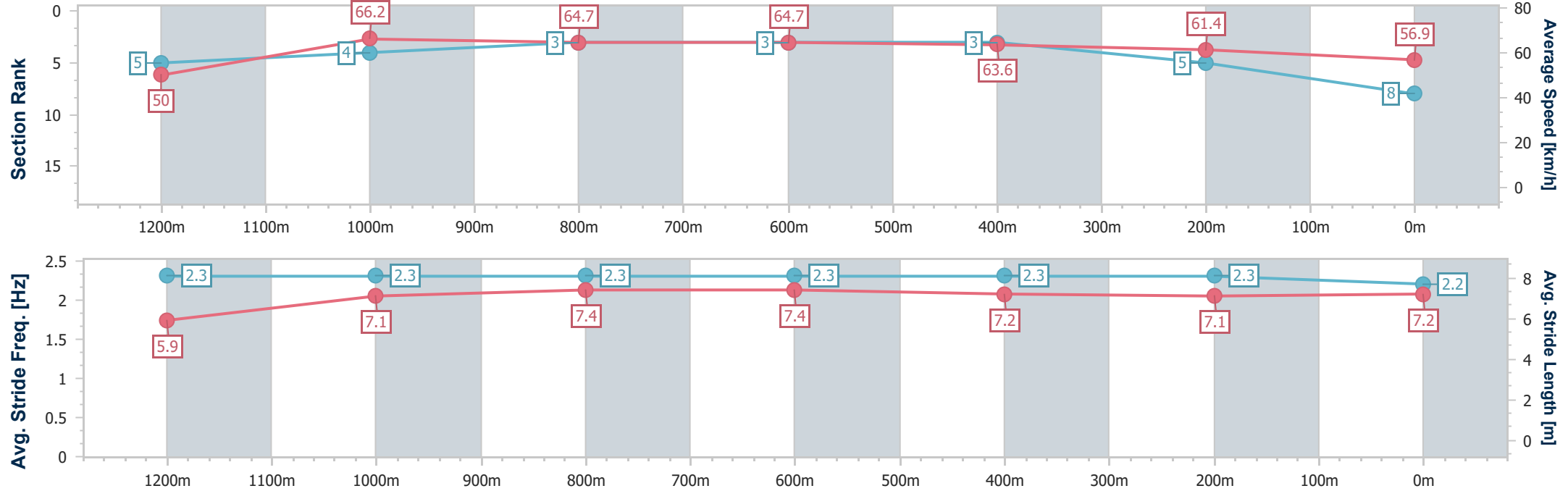
Race 8: THE TURBO CHARGE Class 2 Plate - 1400m

30 January 2026 - 17:49

Track Rating: Good 3, Weather: Fine, Rail Position: +1m 500m-300m, True Remainder



Section	Overall	1200m	1000m	800m	600m	400m	200m						
Section Times	1:23.62 [8] (0:14.35)	1:09.27 [5] (0:10.88)	0:58.39 [4] (0:11.15)	0:47.24 [3] (0:11.21)	0:36.03 [3] (0:11.50)	0:24.53 [3] (0:11.84)	0:12.69 [5] (0:12.69)						
Average Speed [km/h]	50.0	66.2	64.7	64.7	63.6	61.4	56.9						
Top Speed [km/h]	66.1	67.1	66.0	65.6	64.7	63.1	59.3						
Avg. Dist. to Rail [m]	7.2	3.1	2.7	2.2	2.3	4.8	7.8						
Avg. Stride Freq. [Hz]	2.3	2.3	2.3	2.3	2.3	2.3	2.2						
Avg. Stride Length [m]	5.9	7.1	7.4	7.4	7.2	7.1	7.2						





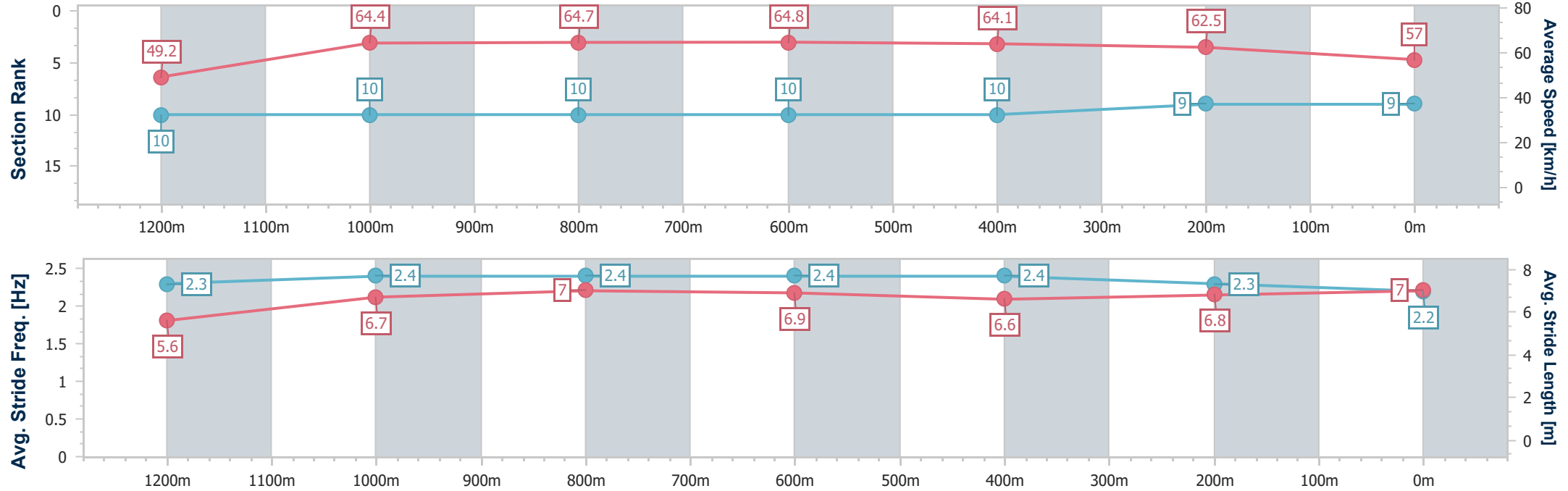
Horse/Jockey Name	Rampant Lion
Final Rank	9
Fastest Section Time (Section)	0:11.13 (1000m)
Top Speed [km/h] (Section)	66.9 (1200m)
Race State	Finished



DalbyProfessional  
Race 8: THE TURBO CHARGE Class 2 Plate - 1400m  
30 January 2026 - 17:49  
Track Rating: Good 3, Weather: Fine, Rail Position: +1m 500m-300m, True Remainder



Section	Overall	1200m	1000m	800m	600m	400m	200m						
Section Times	1:23.89 [9] (0:14.68)	1:09.21 [10] (0:11.16)	0:58.05 [10] (0:11.13)	0:46.92 [10] (0:11.26)	0:35.66 [10] (0:11.40)	0:24.26 [10] (0:11.68)	0:12.58 [9] (0:12.58)						
Average Speed [km/h]	49.2	64.4	64.7	64.8	64.1	62.5	57.0						
Top Speed [km/h]	64.3	66.9	65.7	66.0	66.0	63.6	60.4						
Avg. Dist. to Rail [m]	8.3	3.4	3.1	2.5	2.5	6.4	9.7						
Avg. Stride Freq. [Hz]	2.3	2.4	2.4	2.4	2.4	2.3	2.2						
Avg. Stride Length [m]	5.6	6.7	7.0	6.9	6.6	6.8	7.0						





Horse/Jockey Name	Trusty Bandit
Final Rank	10
Fastest Section Time (Section)	0:10.99 (1200m)
Top Speed [km/h] (Section)	66.7 (1000m)
Race State	Finished



DalbyProfessional  
Race 8: THE TURBO CHARGE Class 2 Plate - 1400m  
30 January 2026 - 17:49  
Track Rating: Good 3, Weather: Fine, Rail Position: +1m 500m-300m, True Remainder



Section	Overall	1200m	1000m	800m	600m	400m	200m						
Section Times	1:26.50 [10] (0:14.68)	1:11.82 [9] (0:10.99)	1:00.83 [9] (0:11.03)	0:49.80 [8] (0:11.35)	0:38.45 [8] (0:11.48)	0:26.97 [9] (0:12.34)	0:14.63 [10] (0:14.63)						
Average Speed [km/h]	49.1	65.4	65.4	63.8	63.0	58.4	49.1						
Top Speed [km/h]	63.7	66.4	66.7	64.4	64.4	61.8	54.8						
Avg. Dist. to Rail [m]	6.8	1.8	1.5	1.7	0.9	1.0	4.4						
Avg. Stride Freq. [Hz]	2.2	2.3	2.3	2.3	2.3	2.2	2.0						
Avg. Stride Length [m]	5.9	7.1	7.3	7.3	6.7	7.0	6.8						

