



Eagle Farm Professional

Race 1: RACECOURSE VILLAGE QTIS Two-Year-Old Handicap - 1200m

31 January 2026 - 12:21



BRISBANE
RACING CLUB

Track Rating: Good 4, Weather: Overcast, Rail Position: +2m Entire

Section		Overall				1000m	800m	600m	400m	200m	Last 600m		
Field Times		1:11.77 (0:13.90)				0:57.87 (0:11.59)	0:46.28 (0:11.45)	0:34.83 (0:11.31)	0:23.52 (0:11.52)	0:12.00 (0:12.00)	0:34.83		
Rank	TAB Horse/Jockey	Barrier	Top Speed [km/h]	Fastest Section							Margin	Distance Travelled [m]	
1	4 SATOMI	1	65.1	0:11.21	1:11.77 [1]	0:57.60 [4]	0:45.84 [3]	0:34.38 [3]	0:23.17 [3]	0:11.71 [4]	1:11.77	0:34.38	
	Jai Williams		Overall	600m	(0:14.17)	(0:11.76)	(0:11.46)	(0:11.21)	(0:11.46)	(0:11.71)			
2	1 SNIPER BOOM	5	66.1	0:11.19	1:12.09 [2]	0:57.96 [3]	0:46.16 [4]	0:34.67 [4]	0:23.48 [4]	0:12.29 [2]	1.93L	0:34.67	----
	Ben Thompson		400m	600m	(0:14.13)	(0:11.80)	(0:11.49)	(0:11.19)	(0:11.19)	(0:12.29)			
3	6 NIFTY'S TREASURE	2	64.0	0:11.31	1:12.17 [3]	0:58.27 [1]	0:46.68 [1]	0:35.23 [1]	0:23.92 [1]	0:12.33 [3]	2.38L	0:35.23	+0
	Chelsea Baker		600m	600m	(0:13.90)	(0:11.59)	(0:11.45)	(0:11.31)	(0:11.59)	(0:12.33)			
4	5 I'LL TELL YOU ANYTIME	4	65.7	0:11.20	1:12.17 [4]	0:58.24 [2]	0:46.46 [2]	0:34.95 [2]	0:23.60 [2]	0:12.40 [1]	2.39L	0:34.95	+11
	Mark Du Plessis		400m	400m	(0:13.93)	(0:11.78)	(0:11.51)	(0:11.35)	(0:11.20)	(0:12.40)			
5	3 LONESOME STAR	3	65.9	0:11.24	1:12.76 [5]	0:58.44 [5]	0:46.45 [5]	0:34.98 [5]	0:23.74 [5]	0:12.49 [5]	5.87L	0:34.98	+2
	Jake Bayliss		600m	600m	(0:14.32)	(0:11.99)	(0:11.47)	(0:11.24)	(0:11.25)	(0:12.49)			

Scratched: Yellow Crate (#7), Compel (#2)



Horse/Jockey Name	Satomi
Final Rank	1
Fastest Section Time (Section)	0:11.21 (600m)
Top Speed [km/h] (Section)	65.1 (Overall)
Race State	Finished

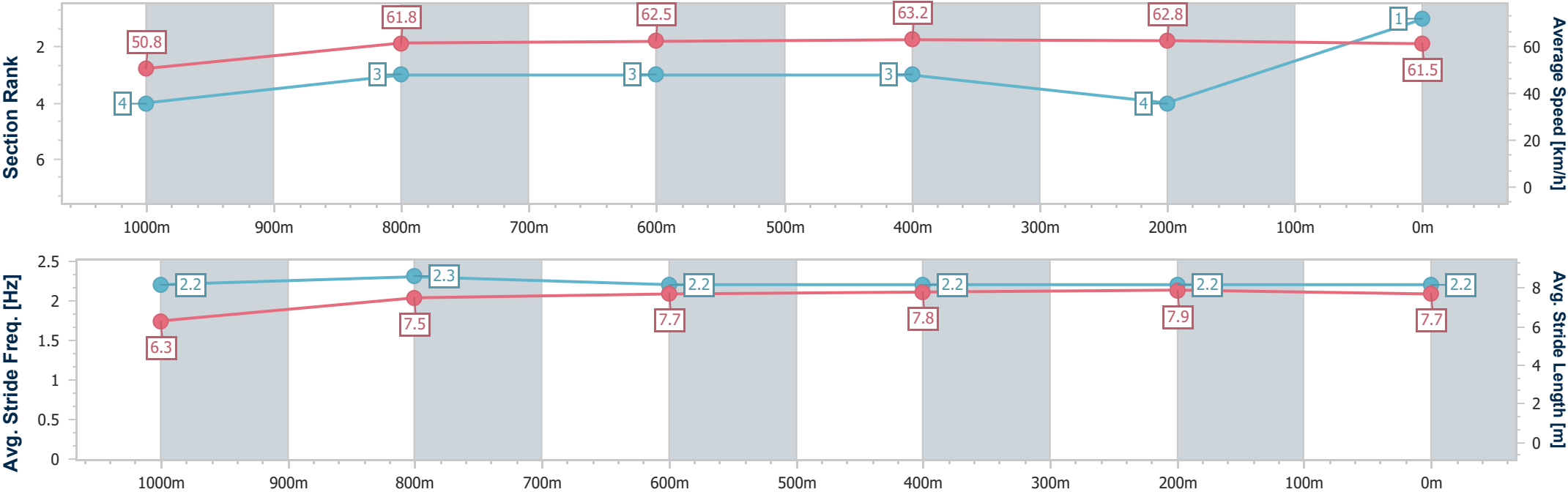


Eagle Farm Professional
Race 1: RACECOURSE VILLAGE QTIS Two-Year-Old Handicap
- 1200m
31 January 2026 - 12:21
Track Rating: Good 4, Weather: Overcast, Rail Position: +2m Entire



BRISBANE
RACING CLUB

Section	Overall	1000m	800m	600m	400m	200m								
Section Times	1:11.77 [1] (0:14.17)	0:57.60 [4] (0:11.76)	0:45.84 [3] (0:11.46)	0:34.38 [3] (0:11.21)	0:23.17 [3] (0:11.46)	0:11.71 [4] (0:11.71)								
Average Speed [km/h]	50.8	61.8	62.5	63.2	62.8	61.5								
Top Speed [km/h]	65.1	62.7	63.3	64.0	63.2	63.4								
Avg. Dist. to Rail [m]	1.6	1.5	1.1	3.1	2.0	3.3								
Avg. Stride Freq. [Hz]	2.2	2.3	2.2	2.2	2.2	2.2								
Avg. Stride Length [m]	6.3	7.5	7.7	7.8	7.9	7.7								





Horse/Jockey Name	Sniper Boom
Final Rank	2
Fastest Section Time (Section)	0:11.19 (600m)
Top Speed [km/h] (Section)	66.1 (400m)
Race State	Finished

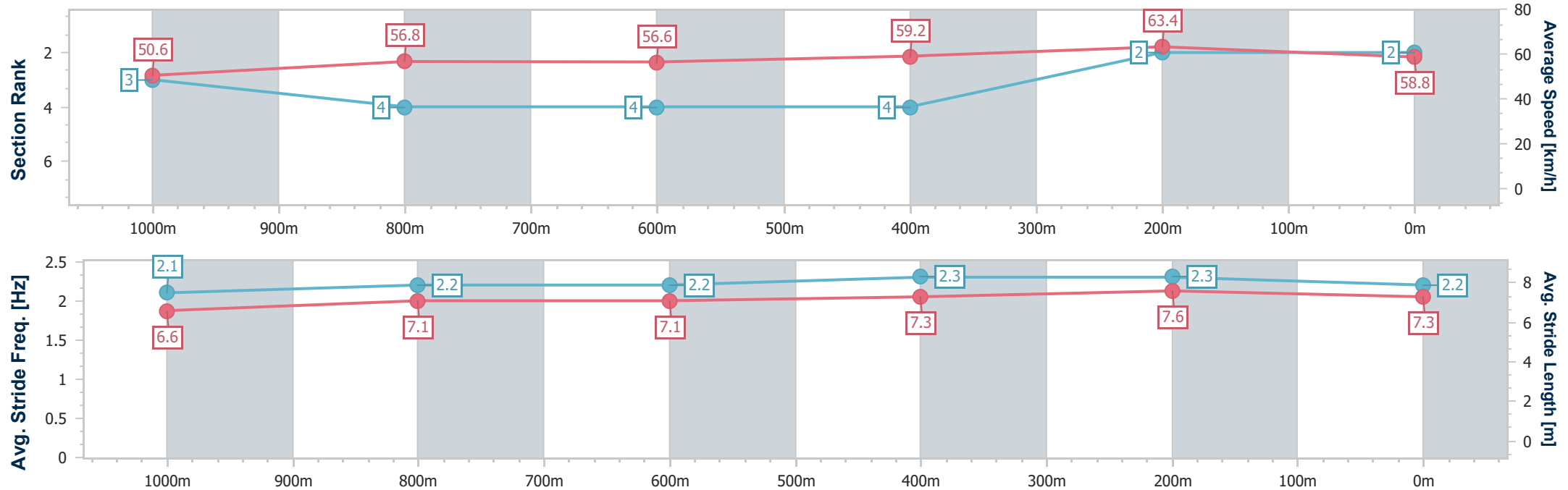


Eagle Farm Professional
Race 1: RACECOURSE VILLAGE QTIS Two-Year-Old Handicap
- 1200m
31 January 2026 - 12:21
Track Rating: Good 4, Weather: Overcast, Rail Position: +2m Entire



BRISBANE
RACING CLUB

Section	Overall	1000m	800m	600m	400m	200m								
Section Times	1:12.09 [2] (0:14.13)	0:57.96 [3] (0:11.80)	0:46.16 [4] (0:11.49)	0:34.67 [4] (0:11.19)	0:23.48 [4] (0:11.19)	0:12.29 [2] (0:12.29)								
Average Speed [km/h]	50.6	56.8	56.6	59.2	63.4	58.8								
Top Speed [km/h]	61.0	62.4	63.9	65.7	66.1	65.0								
Avg. Dist. to Rail [m]	4.2	2.2	1.0	1.6	3.7	4.5								
Avg. Stride Freq. [Hz]	2.1	2.2	2.2	2.3	2.3	2.2								
Avg. Stride Length [m]	6.6	7.1	7.1	7.3	7.6	7.3								



[] Ranking at each section and finish
- - - - - No data available at this section
NA No data available



Horse/Jockey Name	Nifty's Treasure
Final Rank	3
Fastest Section Time (Section)	0:11.31 (600m)
Top Speed [km/h] (Section)	64.0 (600m)
Race State	Finished

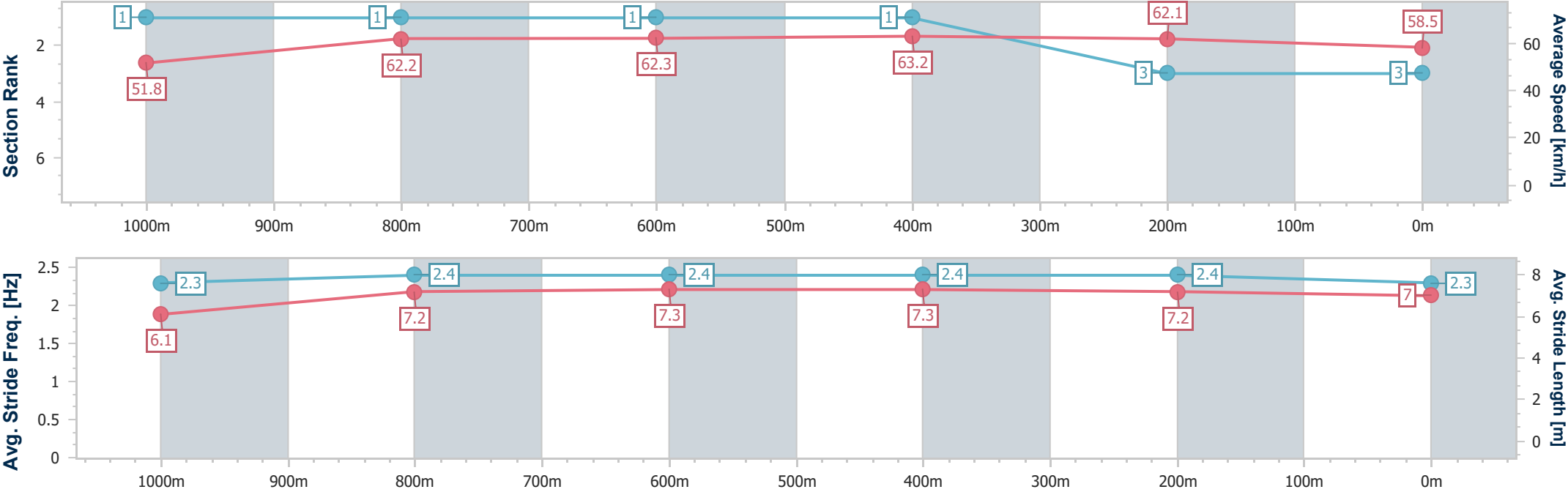


Eagle Farm Professional
Race 1: RACECOURSE VILLAGE QTIS Two-Year-Old Handicap
- 1200m
31 January 2026 - 12:21
Track Rating: Good 4, Weather: Overcast, Rail Position: +2m Entire



BRISBANE
RACING CLUB

Section	Overall	1000m	800m	600m	400m	200m							
Section Times	1:12.17 [3] (0:13.90)	0:58.27 [1] (0:11.59)	0:46.68 [1] (0:11.45)	0:35.23 [1] (0:11.31)	0:23.92 [1] (0:11.59)	0:12.33 [3] (0:12.33)							
Average Speed [km/h]	51.8	62.2	62.3	63.2	62.1	58.5							
Top Speed [km/h]	63.4	62.5	63.2	64.0	62.8	60.4							
Avg. Dist. to Rail [m]	1.7	0.6	1.3	1.6	1.3	1.4							
Avg. Stride Freq. [Hz]	2.3	2.4	2.4	2.4	2.4	2.3							
Avg. Stride Length [m]	6.1	7.2	7.3	7.3	7.2	7.0							





Horse/Jockey Name	I'lltellyouanytime
Final Rank	4
Fastest Section Time (Section)	0:11.20 (400m)
Top Speed [km/h] (Section)	65.7 (400m)
Race State	Finished

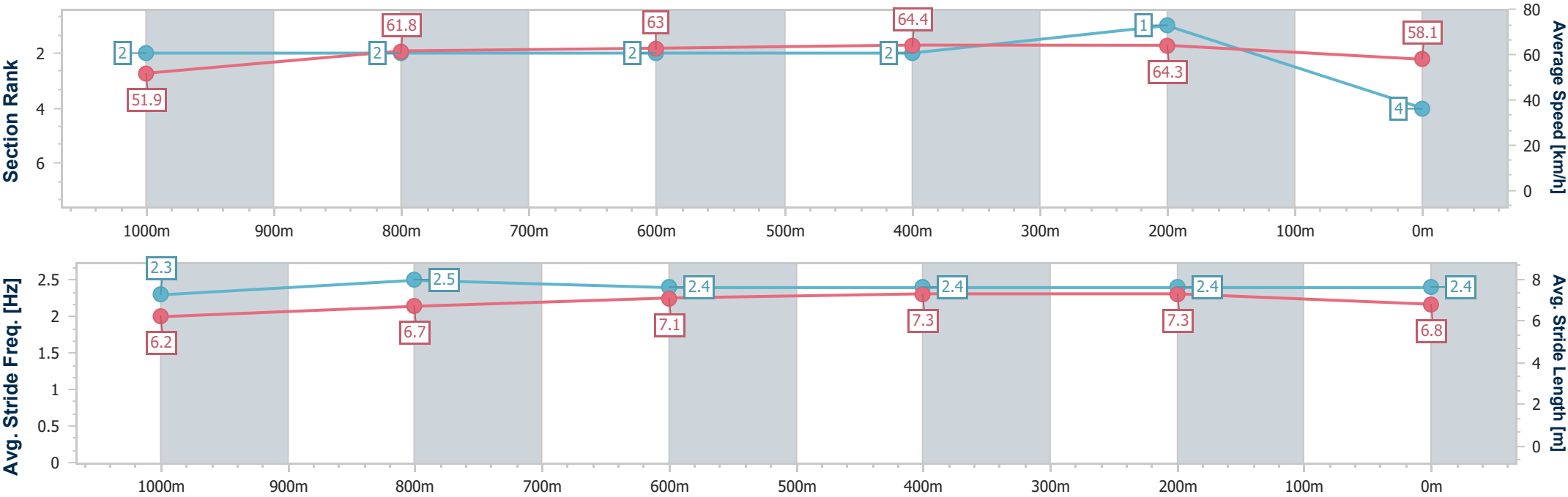


Eagle Farm Professional
Race 1: RACECOURSE VILLAGE QTIS Two-Year-Old Handicap
- 1200m
31 January 2026 - 12:21
Track Rating: Good 4, Weather: Overcast, Rail Position: +2m Entire



BRISBANE
RACING CLUB

Section	Overall	1000m	800m	600m	400m	200m								
Section Times	1:12.17 [4] (0:13.93)	0:58.24 [2] (0:11.78)	0:46.46 [2] (0:11.51)	0:34.95 [2] (0:11.35)	0:23.60 [2] (0:11.20)	0:12.40 [1] (0:12.40)								
Average Speed [km/h]	51.9	61.8	63.0	64.4	64.3	58.1								
Top Speed [km/h]	63.0	63.0	63.8	65.7	65.7	62.3								
Avg. Dist. to Rail [m]	3.9	2.1	2.1	2.4	2.6	2.3								
Avg. Stride Freq. [Hz]	2.3	2.5	2.4	2.4	2.4	2.4								
Avg. Stride Length [m]	6.2	6.7	7.1	7.3	7.3	6.8								



[] Ranking at each section and finish
- - - - No data available at this section
NA No data available



Horse/Jockey Name	Lonesome Star
Final Rank	5
Fastest Section Time (Section)	0:11.24 (600m)
Top Speed [km/h] (Section)	65.9 (600m)
Race State	Finished

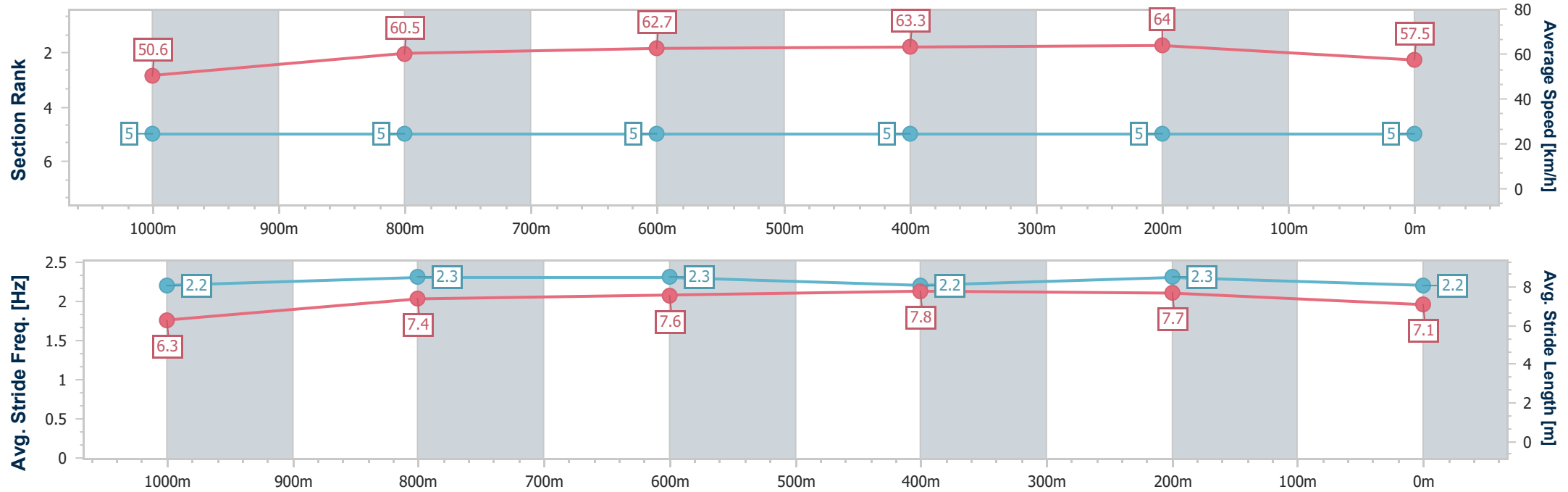


Eagle Farm Professional
Race 1: RACECOURSE VILLAGE QTIS Two-Year-Old Handicap
- 1200m
31 January 2026 - 12:21
Track Rating: Good 4, Weather: Overcast, Rail Position: +2m Entire



BRISBANE
RACING CLUB

Section	Overall	1000m	800m	600m	400m	200m								
Section Times	1:12.76 [5] (0:14.32)	0:58.44 [5] (0:11.99)	0:46.45 [5] (0:11.47)	0:34.98 [5] (0:11.24)	0:23.74 [5] (0:11.25)	0:12.49 [5] (0:12.49)								
Average Speed [km/h]	50.6	60.5	62.7	63.3	64.0	57.5								
Top Speed [km/h]	63.4	62.3	63.2	65.9	65.8	61.3								
Avg. Dist. to Rail [m]	3.6	2.1	0.9	2.5	1.4	2.9								
Avg. Stride Freq. [Hz]	2.2	2.3	2.3	2.2	2.3	2.2								
Avg. Stride Length [m]	6.3	7.4	7.6	7.8	7.7	7.1								





Eagle Farm Professional

Race 2: GALLOPERS SPORTS CLUB BENCHMARK 70 Handicap - 1000m

31 January 2026 - 12:54



BRISBANE
RACING CLUB

Track Rating: Soft 5, Weather: Overcast, Rail Position: +2m Entire

Section						Overall	800m	600m	400m	200m			Last 600m	
Field Times						0:56.41 (0:13.33)	0:43.08 (0:10.40)	0:32.68 (0:10.58)	0:22.10 (0:10.52)	0:11.58 (0:11.58)			0:32.68	
Rank	TAB	Horse/Jockey	Barrier	Top Speed [km/h]	Fastest Section							Margin	Distance Travelled [m]	
1	9	LARADO	1	70.6	0:10.35	0:56.41 [1]	0:42.80 [4]	0:32.40 [4]	0:21.93 [3]	0:11.58 [1]	0:56.41	0:32.40		
		Daniel Moor		400m	400m	(0:13.61)	(0:10.40)	(0:10.47)	(0:10.35)	(0:11.58)				
2	11	SPIETHTACULAR	2	70.7	0:10.40	0:56.47 [2]	0:43.14 [1]	0:32.74 [1]	0:22.16 [1]	0:11.60 [2]	0.36L	0:32.74 +2		
		Chelsea Baker		800m	800m	(0:13.33)	(0:10.40)	(0:10.58)	(0:10.56)	(0:11.60)				
3	10	SAVAGERY VIBE	4	70.3	0:10.49	0:56.81 [3]	0:42.87 [9]	0:32.38 [8]	0:21.78 [8]	0:11.29 [6]	2.35L	0:32.38 +1		
		Ryan Maloney		400m	800m	(0:13.94)	(0:10.49)	(0:10.60)	(0:10.49)	(0:11.29)				
4	4	JUST PRECIOUS	3	70.3	0:10.42	0:56.84 [4]	0:43.12 [5]	0:32.54 [5]	0:22.12 [5]	0:11.55 [3]	2.55L	0:32.54 +1		
		Jasper Franklin		400m	600m	(0:13.72)	(0:10.58)	(0:10.42)	(0:10.57)	(0:11.55)				
5	7	SUPER ZAMBONI	9	69.5	0:10.53	0:57.20 [5]	0:43.29 [8]	0:32.76 [9]	0:22.10 [9]	0:11.57 [7]	4.62L	0:32.76 +7		
		Dale Smith		600m	800m	(0:13.91)	(0:10.53)	(0:10.66)	(0:10.53)	(0:11.57)				
6	5	CUSTO	7	69.6	0:10.49	0:57.47 [6]	0:43.58 [7]	0:33.09 [7]	0:22.46 [7]	0:11.76 [8]	6.23L	0:33.09 +4		
		Corey Sutherland		600m	800m	(0:13.89)	(0:10.49)	(0:10.63)	(0:10.70)	(0:11.76)				
7	2	CONCESSION	5	70.9	0:10.45	0:57.49 [7]	0:43.96 [3]	0:33.51 [3]	0:22.84 [4]	0:12.12 [4]	6.33L	0:33.51 +6		
		Montana Philpot		800m	800m	(0:13.53)	(0:10.45)	(0:10.67)	(0:10.72)	(0:12.12)				
8	1	BIG BOY GEORGE	8	69.1	0:10.57	0:57.52 [8]	0:43.72 [6]	0:33.15 [6]	0:22.55 [6]	0:11.79 [9]	6.53L	0:33.15 +4		
		Jai Williams		800m	800m	(0:13.80)	(0:10.57)	(0:10.60)	(0:10.76)	(0:11.79)				
9	12	METALCRAFT	6	70.5	0:10.36	0:57.72 [9]	0:44.28 [2]	0:33.92 [2]	0:23.27 [2]	0:12.31 [5]	7.68L	0:33.92 +2		
		Michael Rodd		800m	800m	(0:13.44)	(0:10.36)	(0:10.65)	(0:10.96)	(0:12.31)				

Scratched: Earn To Burn (#3), Star Rapper (#8), Provance (#6)



Horse/Jockey Name	Larado
Final Rank	1
Fastest Section Time (Section)	0:10.35 (400m)
Top Speed [km/h] (Section)	70.6 (400m)
Race State	Finished



Eagle FarmProfessional
Race 2: GALLOPERS SPORTS CLUB BENCHMARK 70
Handicap - 1000m

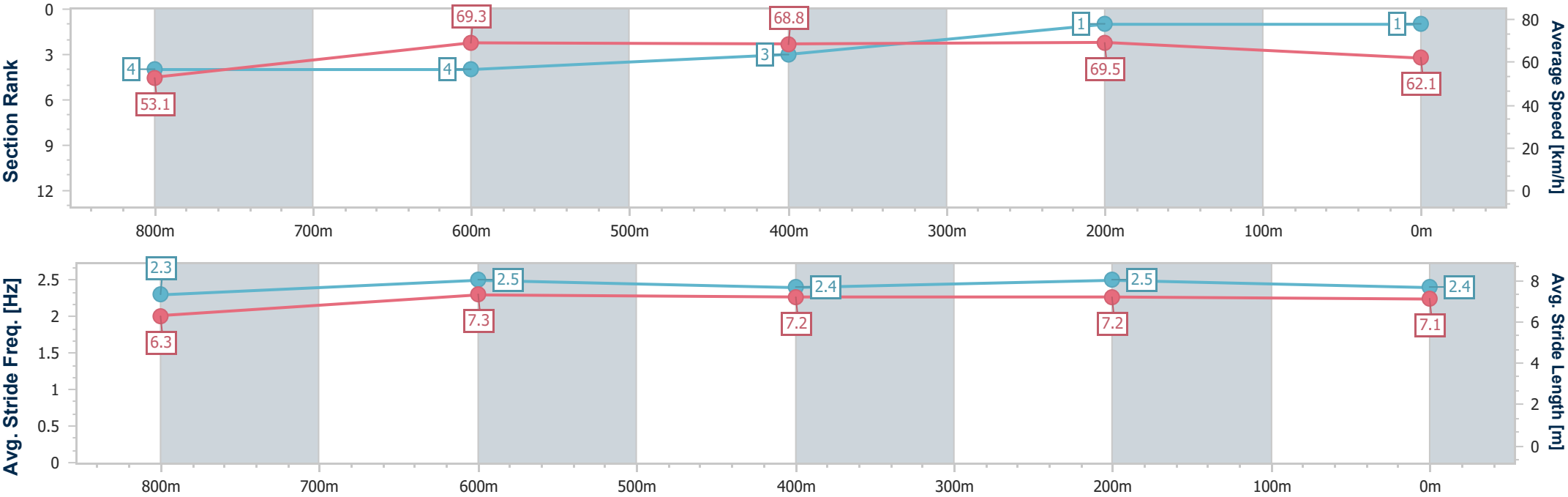
31 January 2026 - 12:54

Track Rating: Soft 5, Weather: Overcast, Rail Position: +2m Entire



BRISBANE
RACING CLUB

Section	Overall	800m	600m	400m	200m									
Section Times	0:56.41 [1] (0:13.61)	0:42.80 [4] (0:10.40)	0:32.40 [4] (0:10.47)	0:21.93 [3] (0:10.35)	0:11.58 [1] (0:11.58)									
Average Speed [km/h]	53.1	69.3	68.8	69.5	62.1									
Top Speed [km/h]	68.9	69.8	70.5	70.6	67.4									
Avg. Dist. to Rail [m]	2.1	0.5	0.7	3.8	5.9									
Avg. Stride Freq. [Hz]	2.3	2.5	2.4	2.5	2.4									
Avg. Stride Length [m]	6.3	7.3	7.2	7.2	7.1									





Horse/Jockey Name	Spiethktacular
Final Rank	2
Fastest Section Time (Section)	0:10.40 (800m)
Top Speed [km/h] (Section)	70.7 (800m)
Race State	Finished



Eagle FarmProfessional
Race 2: GALLOPERS SPORTS CLUB BENCHMARK 70
Handicap - 1000m

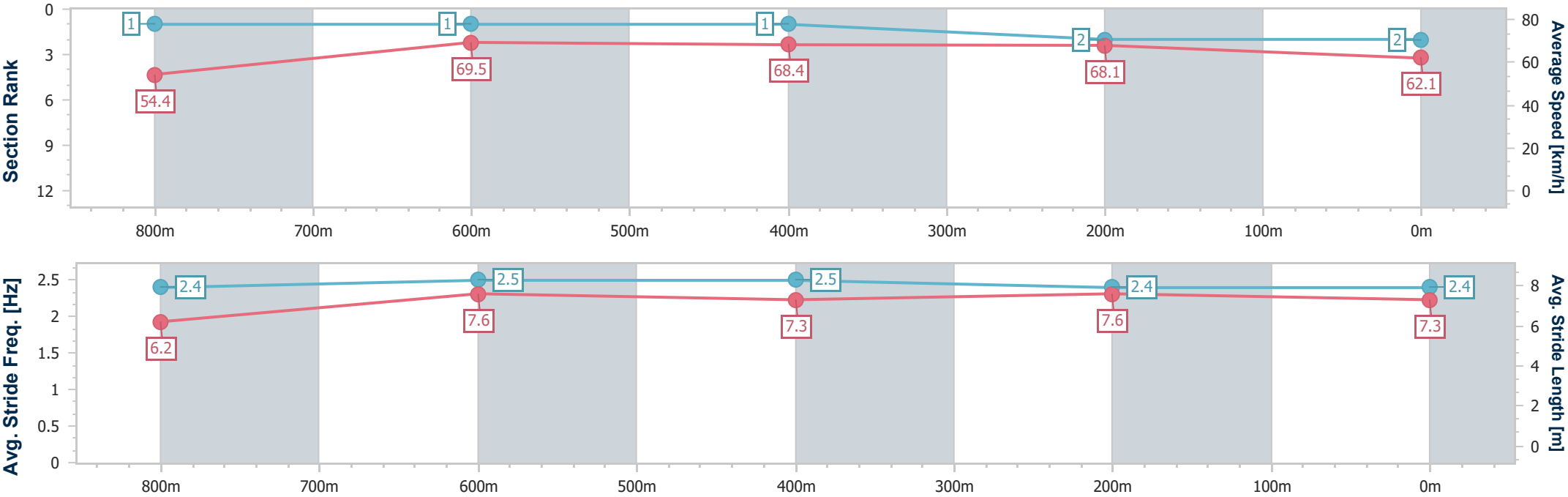
31 January 2026 - 12:54

Track Rating: Soft 5, Weather: Overcast, Rail Position: +2m Entire



BRISBANE
RACING CLUB

Section	Overall	800m	600m	400m	200m										
Section Times	0:56.47 [2] (0:13.33)	0:43.14 [1] (0:10.40)	0:32.74 [1] (0:10.58)	0:22.16 [1] (0:10.56)	0:11.60 [2] (0:11.60)										
Average Speed [km/h]	54.4	69.5	68.4	68.1	62.1										
Top Speed [km/h]	69.0	70.7	69.1	69.1	65.2										
Avg. Dist. to Rail [m]	2.6	1.0	0.8	2.6	3.5										
Avg. Stride Freq. [Hz]	2.4	2.5	2.5	2.4	2.4										
Avg. Stride Length [m]	6.2	7.6	7.3	7.6	7.3										





Horse/Jockey Name	Savagery Vibe
Final Rank	3
Fastest Section Time (Section)	0:10.49 (800m)
Top Speed [km/h] (Section)	70.3 (400m)
Race State	Finished



Eagle FarmProfessional
Race 2: GALLOPERS SPORTS CLUB BENCHMARK 70
Handicap - 1000m

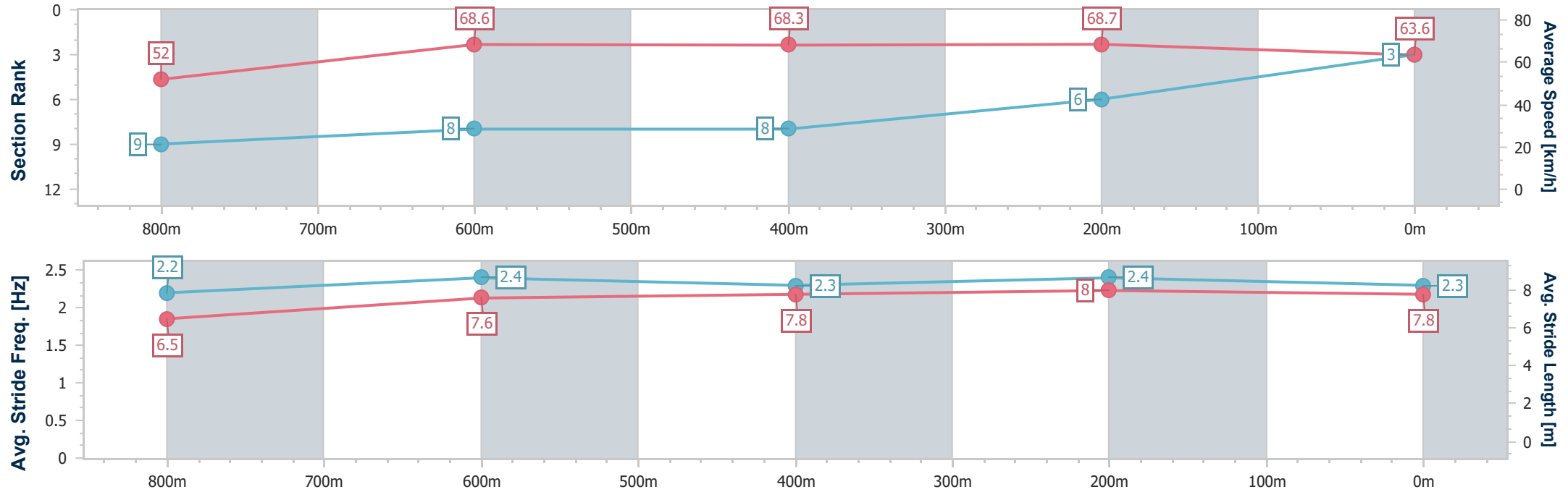
31 January 2026 - 12:54

Track Rating: Soft 5, Weather: Overcast, Rail Position: +2m Entire



BRISBANE
RACING CLUB

Section	Overall	800m	600m	400m	200m										
Section Times	0:56.81 [3] (0:13.94)	0:42.87 [9] (0:10.49)	0:32.38 [8] (0:10.60)	0:21.78 [8] (0:10.49)	0:11.29 [6] (0:11.29)										
Average Speed [km/h]	52.0	68.6	68.3	68.7	63.6										
Top Speed [km/h]	68.2	69.2	69.2	70.3	66.8										
Avg. Dist. to Rail [m]	4.5	0.4	0.8	4.0	5.2										
Avg. Stride Freq. [Hz]	2.2	2.4	2.3	2.4	2.3										
Avg. Stride Length [m]	6.5	7.6	7.8	8.0	7.8										





Horse/Jockey Name	Just Precious
Final Rank	4
Fastest Section Time (Section)	0:10.42 (600m)
Top Speed [km/h] (Section)	70.3 (400m)
Race State	Finished



Eagle FarmProfessional
Race 2: GALLOPERS SPORTS CLUB BENCHMARK 70
Handicap - 1000m

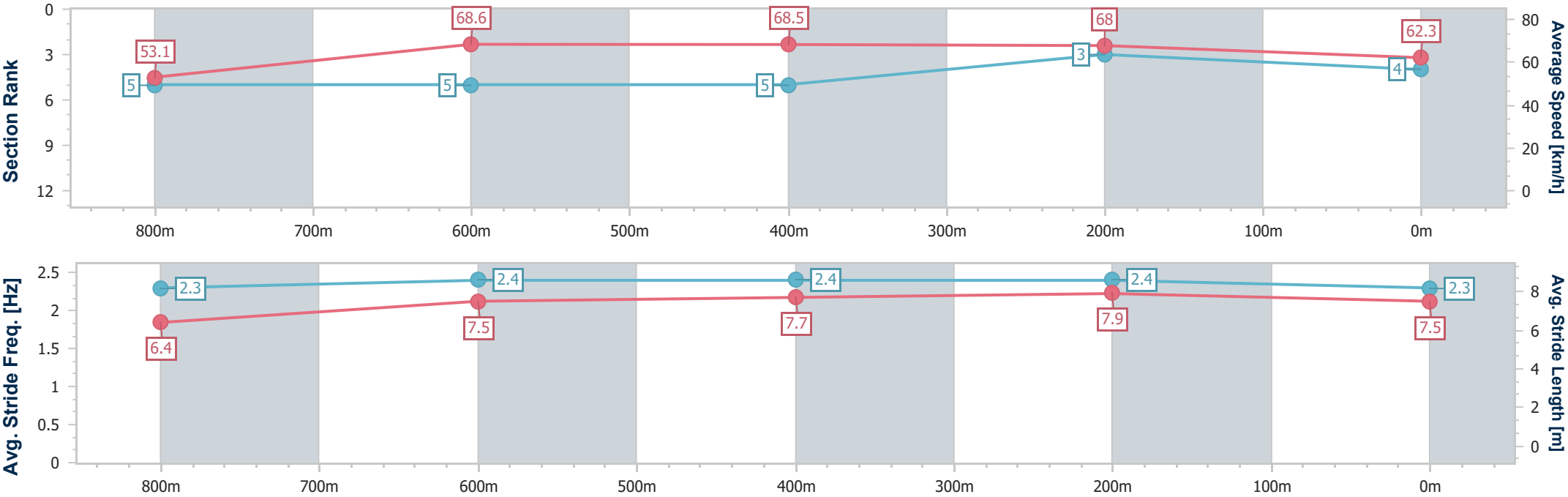
31 January 2026 - 12:54

Track Rating: Soft 5, Weather: Overcast, Rail Position: +2m Entire



BRISBANE
RACING CLUB

Section	Overall	800m	600m	400m	200m									
Section Times	0:56.84 [4] (0:13.72)	0:43.12 [5] (0:10.58)	0:32.54 [5] (0:10.42)	0:22.12 [5] (0:10.57)	0:11.55 [3] (0:11.55)									
Average Speed [km/h]	53.1	68.6	68.5	68.0	62.3									
Top Speed [km/h]	66.4	69.5	70.0	70.3	65.6									
Avg. Dist. to Rail [m]	4.3	1.6	1.2	4.3	5.7									
Avg. Stride Freq. [Hz]	2.3	2.4	2.4	2.4	2.3									
Avg. Stride Length [m]	6.4	7.5	7.7	7.9	7.5									





Horse/Jockey Name	Super Zamboni
Final Rank	5
Fastest Section Time (Section)	0:10.53 (800m)
Top Speed [km/h] (Section)	69.5 (600m)
Race State	Finished



Eagle FarmProfessional
Race 2: GALLOPERS SPORTS CLUB BENCHMARK 70
Handicap - 1000m

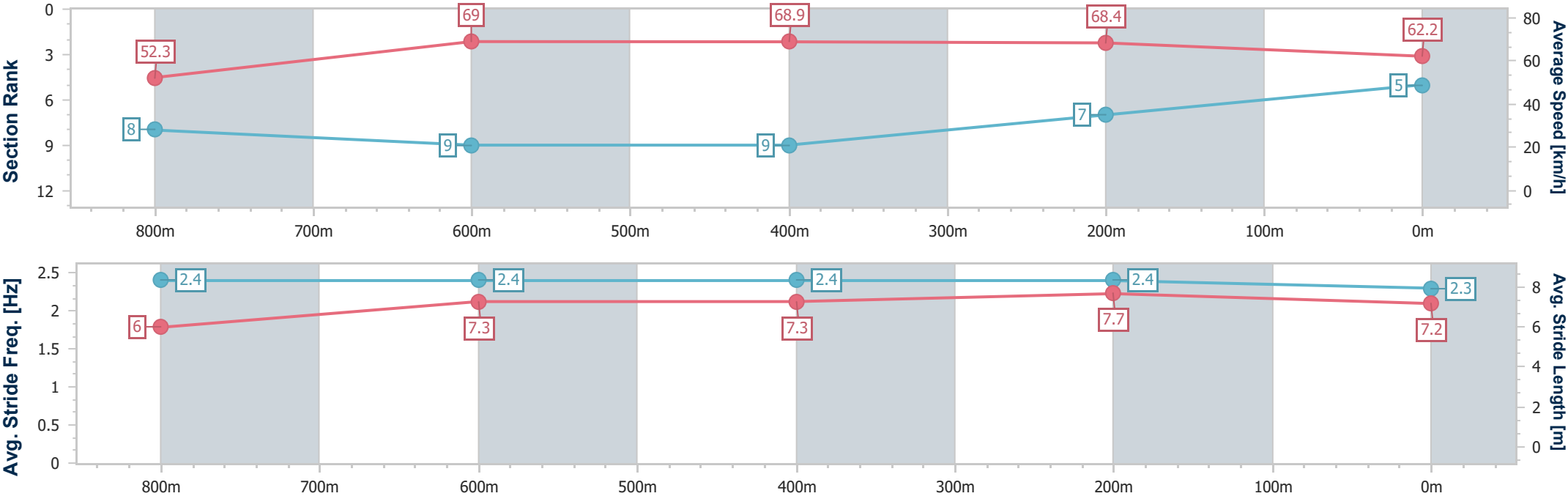
31 January 2026 - 12:54

Track Rating: Soft 5, Weather: Overcast, Rail Position: +2m Entire



BRISBANE
RACING CLUB

Section	Overall	800m	600m	400m	200m														
Section Times	0:57.20 [5] (0:13.91)	0:43.29 [8] (0:10.53)	0:32.76 [9] (0:10.66)	0:22.10 [9] (0:10.53)	0:11.57 [7] (0:11.57)														
Average Speed [km/h]	52.3	69.0	68.9	68.4	62.2														
Top Speed [km/h]	68.9	69.2	69.5	68.9	66.8														
Avg. Dist. to Rail [m]	6.9	2.6	3.8	6.7	8.4														
Avg. Stride Freq. [Hz]	2.4	2.4	2.4	2.4	2.3														
Avg. Stride Length [m]	6.0	7.3	7.3	7.7	7.2														





Horse/Jockey Name	Custo
Final Rank	6
Fastest Section Time (Section)	0:10.49 (800m)
Top Speed [km/h] (Section)	69.6 (600m)
Race State	Finished



Eagle FarmProfessional
Race 2: GALLOPERS SPORTS CLUB BENCHMARK 70
Handicap - 1000m

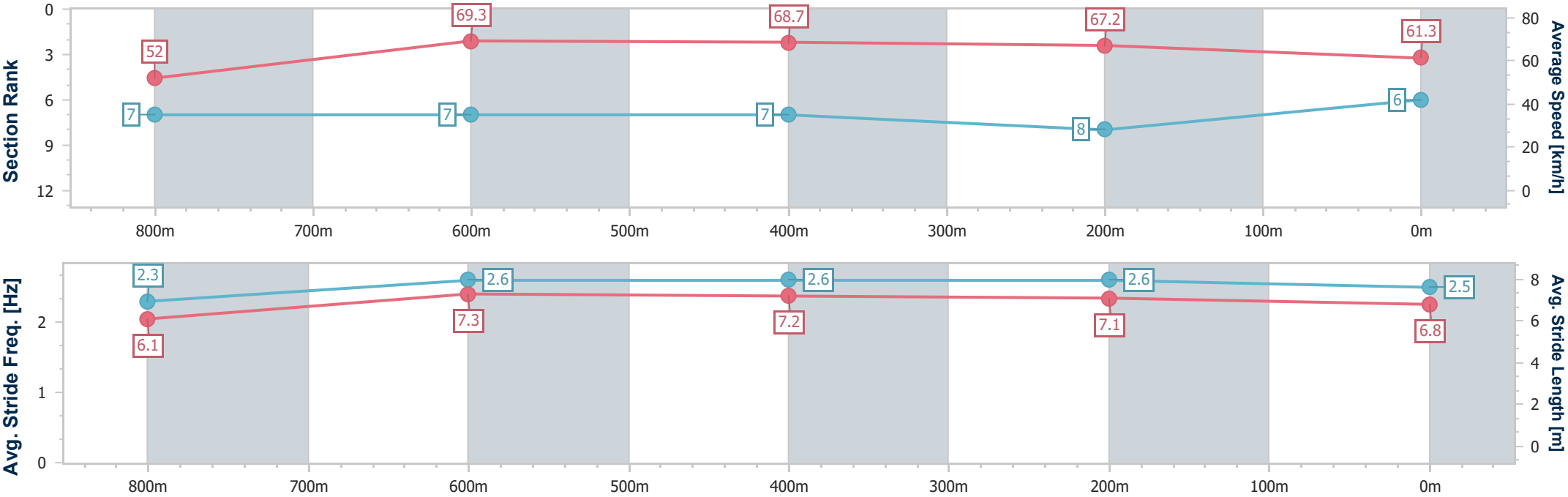
31 January 2026 - 12:54

Track Rating: Soft 5, Weather: Overcast, Rail Position: +2m Entire



BRISBANE
RACING CLUB

Section	Overall	800m	600m	400m	200m									
Section Times	0:57.47 [6] (0:13.89)	0:43.58 [7] (0:10.49)	0:33.09 [7] (0:10.63)	0:22.46 [7] (0:10.70)	0:11.76 [8] (0:11.76)									
Average Speed [km/h]	52.0	69.3	68.7	67.2	61.3									
Top Speed [km/h]	68.9	69.6	69.6	69.1	64.7									
Avg. Dist. to Rail [m]	4.6	1.8	2.5	6.0	7.1									
Avg. Stride Freq. [Hz]	2.3	2.6	2.6	2.6	2.5									
Avg. Stride Length [m]	6.1	7.3	7.2	7.1	6.8									



- [] Ranking at each section and finish
- .-.- No data available at this section
- NA No data available



Horse/Jockey Name	Concession
Final Rank	7
Fastest Section Time (Section)	0:10.45 (800m)
Top Speed [km/h] (Section)	70.9 (800m)
Race State	Finished



Eagle FarmProfessional
Race 2: GALLOPERS SPORTS CLUB BENCHMARK 70
Handicap - 1000m

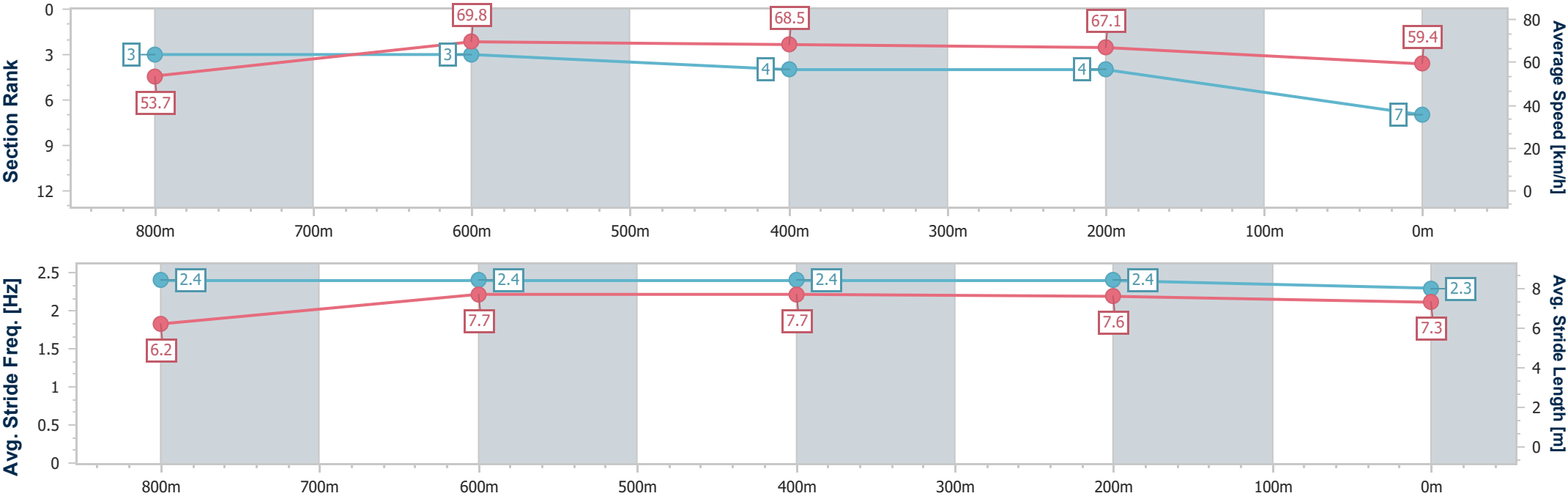
31 January 2026 - 12:54

Track Rating: Soft 5, Weather: Overcast, Rail Position: +2m Entire



BRISBANE
RACING CLUB

Section	Overall	800m	600m	400m	200m									
Section Times	0:57.49 [7] (0:13.53)	0:43.96 [3] (0:10.45)	0:33.51 [3] (0:10.67)	0:22.84 [4] (0:10.72)	0:12.12 [4] (0:12.12)									
Average Speed [km/h]	53.7	69.8	68.5	67.1	59.4									
Top Speed [km/h]	69.5	70.9	69.2	68.9	64.1									
Avg. Dist. to Rail [m]	5.7	2.8	3.0	8.4	9.7									
Avg. Stride Freq. [Hz]	2.4	2.4	2.4	2.4	2.3									
Avg. Stride Length [m]	6.2	7.7	7.7	7.6	7.3									





Horse/Jockey Name	Big Boy George
Final Rank	8
Fastest Section Time (Section)	0:10.57 (800m)
Top Speed [km/h] (Section)	69.1 (800m)
Race State	Finished



Eagle FarmProfessional
Race 2: GALLOPERS SPORTS CLUB BENCHMARK 70
Handicap - 1000m

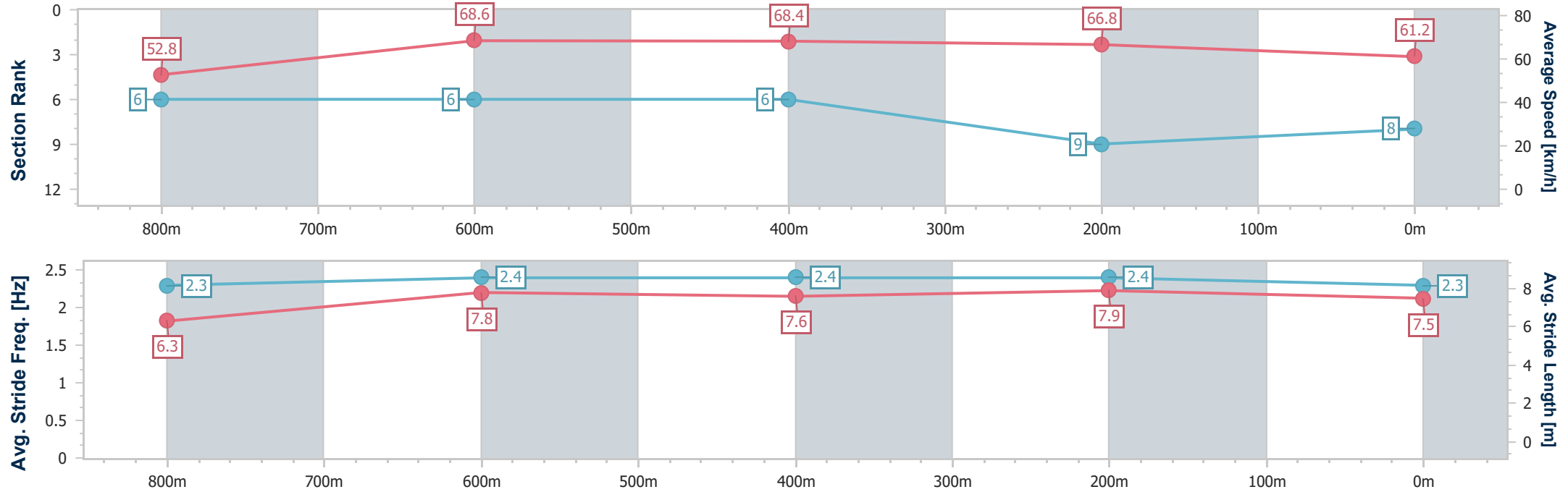
31 January 2026 - 12:54

Track Rating: Soft 5, Weather: Overcast, Rail Position: +2m Entire



BRISBANE
RACING CLUB

Section	Overall	800m	600m	400m	200m										
Section Times	0:57.52 [8] (0:13.80)	0:43.72 [6] (0:10.57)	0:33.15 [6] (0:10.60)	0:22.55 [6] (0:10.76)	0:11.79 [9] (0:11.79)										
Average Speed [km/h]	52.8	68.6	68.4	66.8	61.2										
Top Speed [km/h]	66.8	69.1	69.1	67.8	65.5										
Avg. Dist. to Rail [m]	7.7	1.8	1.5	6.2	9.6										
Avg. Stride Freq. [Hz]	2.3	2.4	2.4	2.4	2.3										
Avg. Stride Length [m]	6.3	7.8	7.6	7.9	7.5										



- [] Ranking at each section and finish
- .-.- No data available at this section
- NA No data available



Horse/Jockey Name	Metalcraft
Final Rank	9
Fastest Section Time (Section)	0:10.36 (800m)
Top Speed [km/h] (Section)	70.5 (800m)
Race State	Finished



Eagle FarmProfessional
Race 2: GALLOPERS SPORTS CLUB BENCHMARK 70
Handicap - 1000m

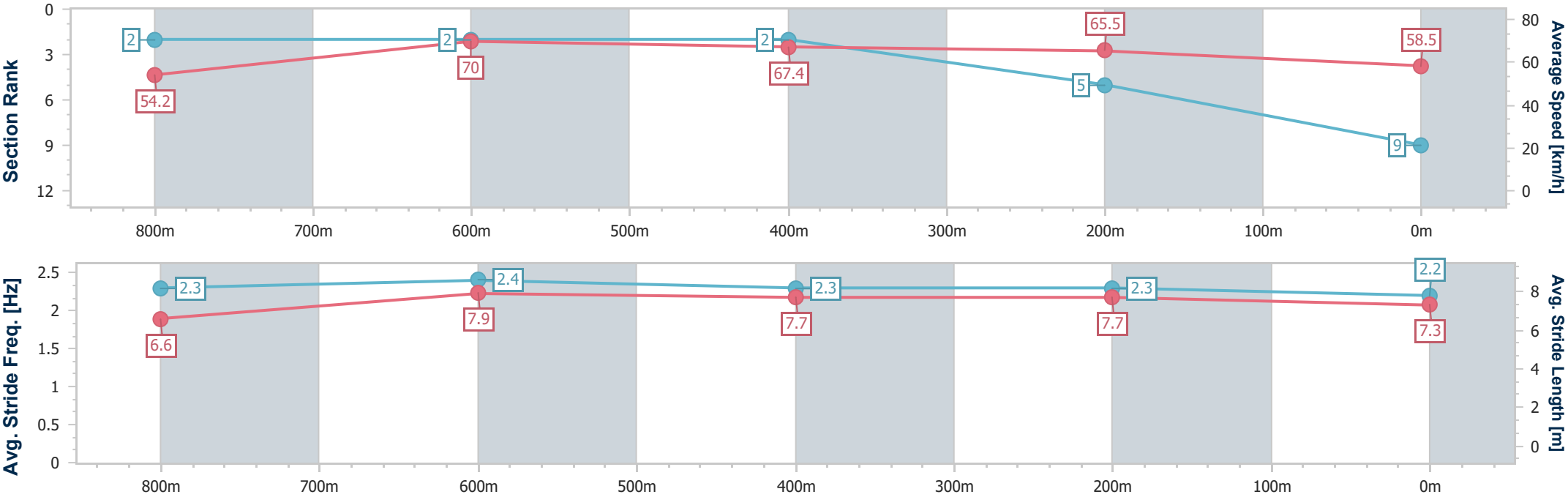
31 January 2026 - 12:54

Track Rating: Soft 5, Weather: Overcast, Rail Position: +2m Entire



BRISBANE
RACING CLUB

Section	Overall	800m	600m	400m	200m										
Section Times	0:57.72 [9] (0:13.44)	0:44.28 [2] (0:10.36)	0:33.92 [2] (0:10.65)	0:23.27 [2] (0:10.96)	0:12.31 [5] (0:12.31)										
Average Speed [km/h]	54.2	70.0	67.4	65.5	58.5										
Top Speed [km/h]	69.9	70.5	68.1	67.2	63.6										
Avg. Dist. to Rail [m]	6.2	1.4	0.8	3.9	5.6										
Avg. Stride Freq. [Hz]	2.3	2.4	2.3	2.3	2.2										
Avg. Stride Length [m]	6.6	7.9	7.7	7.7	7.3										





Eagle Farm Professional

Race 3: LADBROKES OWNERS PROMOTION BENCHMARK 80 Handicap - 1810m

31 January 2026 - 13:28



BRISBANE
RACING CLUB

Track Rating: Good 4, Weather: Overcast, Rail Position: +2m Entire

Section						Overall	1600m	1400m	1200m	1000m	800m	600m	Last 600m	
Field Times						1:50.05 (0:14.98)	1:35.07 (0:12.29)	1:22.78 (0:12.74)	1:10.04 (0:12.34)	0:57.70 (0:11.92)	0:45.78 (0:11.66)	0:34.12 (0:11.37)	0:34.12	
Rank	TAB	Horse/Jockey	Barrier	Top Speed [km/h]	Fastest Section									Distance Travelled [m]
1	7	NOBLE CONQUEROR	3	66.8	0:10.89	1:50.05 [1]	1:34.59 [4]	1:22.26 [5]	1:09.74 [4]	0:57.34 [4]	0:45.56 [4]	0:33.97 [3]	0:33.97	
		Kyle Wilson-Taylor		400m	400m	(0:15.46)	(0:12.33)	(0:12.52)	(0:12.40)	(0:11.78)	(0:11.59)	(0:11.42)		
2	2	BRINDAVAN	6	67.0	0:10.90	1:50.18 [2]	1:34.54 [6]	1:22.18 [6]	1:09.64 [6]	0:57.24 [6]	0:45.44 [5]	0:33.85 [5]	0:33.85	+4
		Ryan Maloney		400m	400m	(0:15.64)	(0:12.36)	(0:12.54)	(0:12.40)	(0:11.80)	(0:11.59)	(0:11.29)		
3	8	AKKADIAN EMPEROR	1	66.2	0:10.98	1:50.24 [3]	1:34.74 [5]	1:22.50 [4]	1:09.89 [5]	0:57.40 [5]	0:45.49 [6]	0:33.79 [6]	0:33.79	+1
		Ben Thompson		400m	400m	(0:15.50)	(0:12.24)	(0:12.61)	(0:12.49)	(0:11.91)	(0:11.70)	(0:11.22)		
4	11	LET FLY	4	66.2	0:10.97	1:50.30 [4]	1:35.22 [2]	1:22.90 [2]	1:10.23 [3]	0:57.82 [3]	0:45.95 [3]	0:34.17 [4]	0:34.17	+4
		Cejay Graham		400m	400m	(0:15.08)	(0:12.32)	(0:12.67)	(0:12.41)	(0:11.87)	(0:11.78)	(0:11.50)		
5	4	THAT'S MOLLY	2	66.9	0:10.92	1:50.49 [5]	1:34.53 [8]	1:22.19 [8]	1:09.63 [8]	0:57.07 [9]	0:45.13 [9]	0:33.52 [9]	0:33.52	-1
		Corey Sutherland		400m	400m	(0:15.96)	(0:12.34)	(0:12.56)	(0:12.56)	(0:11.94)	(0:11.61)	(0:11.14)		
6	5	CAPE CRUSADER	5	66.0	0:10.99	1:50.65 [6]	1:34.92 [7]	1:22.57 [7]	1:09.96 [7]	0:57.44 [7]	0:45.49 [8]	0:33.88 [8]	0:33.88	-10
		Jag Guthmann-Chester		400m	600m	(0:15.73)	(0:12.35)	(0:12.61)	(0:12.52)	(0:11.95)	(0:11.61)	(0:10.99)		
7	10	CARACORON	8	66.5	0:10.98	1:50.68 [7]	1:34.63 [9]	1:22.36 [9]	1:09.79 [9]	0:57.47 [8]	0:45.61 [7]	0:33.99 [7]	0:33.99	+1
		Tahlia Fenlon		400m	400m	(0:16.05)	(0:12.27)	(0:12.57)	(0:12.32)	(0:11.86)	(0:11.62)	(0:11.21)		
8	3	WAPITI	9	64.3	0:11.32	1:50.76 [8]	1:35.61 [3]	1:23.30 [3]	1:10.75 [1]	0:58.41 [1]	0:46.49 [1]	0:34.83 [1]	0:34.83	+6
		Jai Williams		600m	400m	(0:15.15)	(0:12.31)	(0:12.55)	(0:12.34)	(0:11.92)	(0:11.66)	(0:11.37)		
9	9	WOWIT'S WILLYWONKA	7	63.2	0:11.46	1:51.93 [9]	1:36.95 [1]	1:24.66 [1]	1:11.92 [2]	0:59.53 [2]	0:47.62 [2]	0:35.99 [2]	0:35.99	-3
		Jake Bayliss		600m	600m	(0:14.98)	(0:12.29)	(0:12.74)	(0:12.39)	(0:11.91)	(0:11.63)	(0:11.46)		

Scratched: Galifianakis (#1), Naval Seal (#6)



Eagle Farm Professional
Race 3: LADBROKES OWNERS PROMOTION BENCHMARK 80 Handicap
- 1810m

31 January 2026 - 13:28



Track Rating: Good 4, Weather: Overcast, Rail Position: +2m Entire

Section						400m	200m			Last 600m
Field Times						0:22.75 (0:11.09)	0:11.66 (0:11.66)			0:34.12
Rank	TAB	Horse/Jockey	Barrier	Top Speed [km/h]	Fastest Section			Margin		
1	7	NOBLE CONQUEROR	3	66.8	0:10.89	0:22.55 [3]	0:11.66 [1]	1:50.05		0:33.97
		Kyle Wilson-Taylor		400m	400m	(0:10.89)	(0:11.66)			
2	2	BRINDAVAN	6	67.0	0:10.90	0:22.56 [4]	0:11.66 [2]	0.76L		0:33.85 +4
		Ryan Maloney		400m	400m	(0:10.90)	(0:11.66)			
3	8	AKKADIAN EMPEROR	1	66.2	0:10.98	0:22.57 [6]	0:11.59 [5]	1.11L		0:33.79 +1
		Ben Thompson		400m	400m	(0:10.98)	(0:11.59)			
4	11	LET FLY	4	66.2	0:10.97	0:22.67 [5]	0:11.70 [3]	1.42L		0:34.17 +4
		Cejay Graham		400m	400m	(0:10.97)	(0:11.70)			
5	4	THAT'S MOLLY	2	66.9	0:10.92	0:22.38 [9]	0:11.46 [9]	2.54L		0:33.52 -1
		Corey Sutherland		400m	400m	(0:10.92)	(0:11.46)			
6	5	CAPE CRUSADER	5	66.0	0:10.99	0:22.89 [7]	0:11.84 [6]	3.54L		0:33.88 -10
		Jag Guthmann-Chester		400m	600m	(0:11.05)	(0:11.84)			
7	10	CARACORON	8	66.5	0:10.98	0:22.78 [8]	0:11.80 [7]	3.69L		0:33.99 +1
		Tahlia Fenlon		400m	400m	(0:10.98)	(0:11.80)			
8	3	WAPITI	9	64.3	0:11.32	0:23.46 [1]	0:12.14 [4]	4.16L		0:34.83 +6
		Jai Williams		600m	400m	(0:11.32)	(0:12.14)			
9	9	WOWIT'S WILLYWONKA	7	63.2	0:11.46	0:24.53 [2]	0:12.96 [8]	11.02L		0:35.99 -3
		Jake Bayliss		600m	600m	(0:11.57)	(0:12.96)			

Scratched: Galifianakis (#1), Naval Seal (#6)



Horse/Jockey Name	Noble Conqueror
Final Rank	1
Fastest Section Time (Section)	0:10.89 (400m)
Top Speed [km/h] (Section)	66.8 (400m)
Race State	Finished

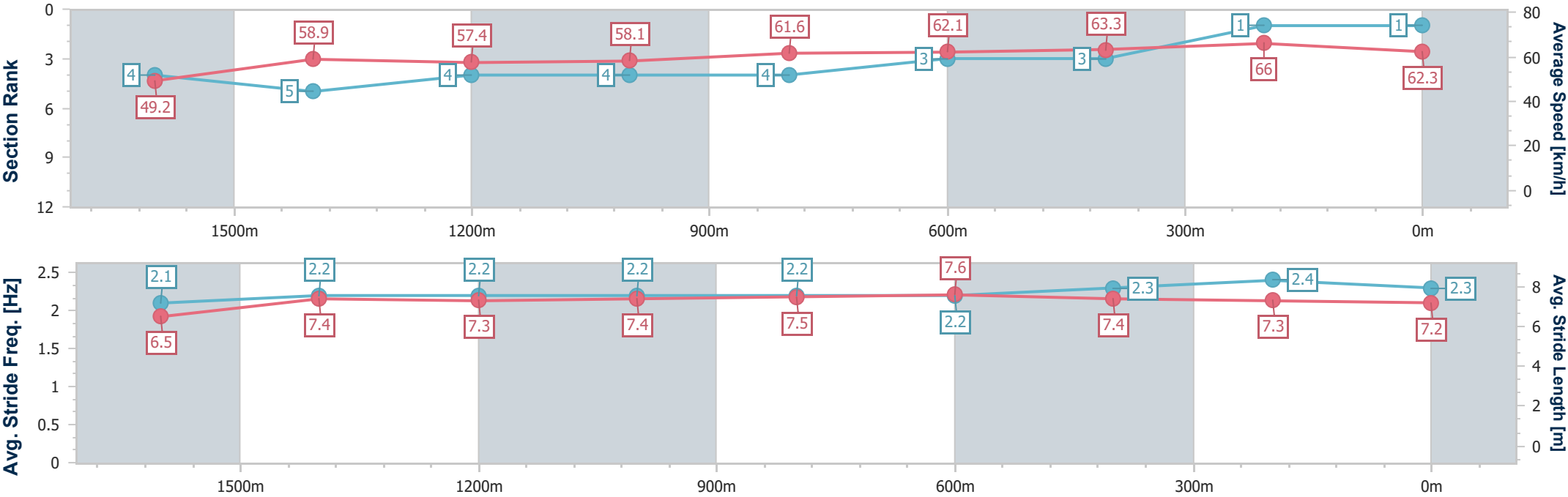


Eagle Farm Professional
Race 3: LADBROKES OWNERS PROMOTION BENCHMARK 80
Handicap - 1810m
31 January 2026 - 13:28
Track Rating: Good 4, Weather: Overcast, Rail Position: +2m Entire



BRISBANE
RACING CLUB

Section	Overall	1600m	1400m	1200m	1000m	800m	600m	400m	200m				
Section Times	1:50.05 [1] (0:15.46)	1:34.59 [4] (0:12.33)	1:22.26 [5] (0:12.52)	1:09.74 [4] (0:12.40)	0:57.34 [4] (0:11.78)	0:45.56 [4] (0:11.59)	0:33.97 [3] (0:11.42)	0:22.55 [3] (0:10.89)	0:11.66 [1] (0:11.66)				
Average Speed [km/h]	49.2	58.9	57.4	58.1	61.6	62.1	63.3	66.0	62.3				
Top Speed [km/h]	57.9	59.6	58.7	59.6	62.7	62.9	65.8	66.8	65.3				
Avg. Dist. to Rail [m]	2.7	1.7	2.3	2.4	1.0	0.2	1.0	5.3	9.9				
Avg. Stride Freq. [Hz]	2.1	2.2	2.2	2.2	2.2	2.2	2.3	2.4	2.3				
Avg. Stride Length [m]	6.5	7.4	7.3	7.4	7.5	7.6	7.4	7.3	7.2				





Horse/Jockey Name	Brindavan
Final Rank	2
Fastest Section Time (Section)	0:10.90 (400m)
Top Speed [km/h] (Section)	67.0 (400m)
Race State	Finished



Eagle Farm Professional
Race 3: LADBROKES OWNERS PROMOTION BENCHMARK 80
Handicap - 1810m

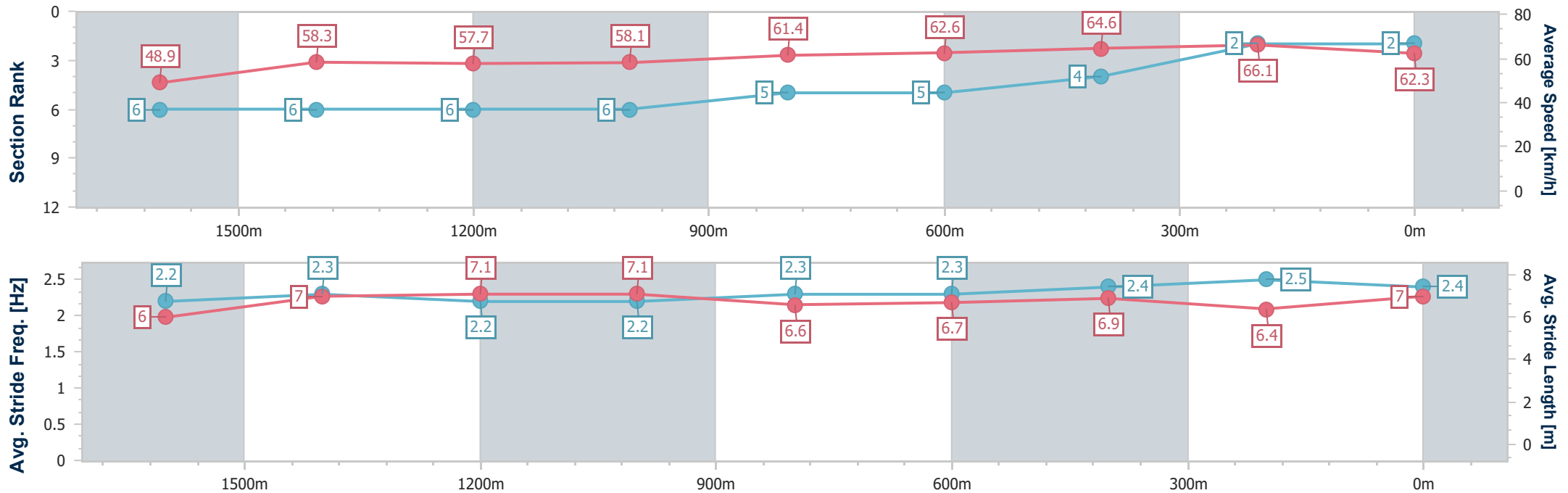
31 January 2026 - 13:28

Track Rating: Good 4, Weather: Overcast, Rail Position: +2m Entire



BRISBANE
RACING CLUB

Section	Overall	1600m	1400m	1200m	1000m	800m	600m	400m	200m				
Section Times	1:50.18 [2] (0:15.64)	1:34.54 [6] (0:12.36)	1:22.18 [6] (0:12.54)	1:09.64 [6] (0:12.40)	0:57.24 [6] (0:11.80)	0:45.44 [5] (0:11.59)	0:33.85 [5] (0:11.29)	0:22.56 [4] (0:10.90)	0:11.66 [2] (0:11.66)				
Average Speed [km/h]	48.9	58.3	57.7	58.1	61.4	62.6	64.6	66.1	62.3				
Top Speed [km/h]	58.5	59.4	58.5	59.0	63.7	63.7	66.1	67.0	64.9				
Avg. Dist. to Rail [m]	4.4	1.1	1.5	1.9	1.8	1.9	2.7	8.5	13.1				
Avg. Stride Freq. [Hz]	2.2	2.3	2.2	2.2	2.3	2.3	2.4	2.5	2.4				
Avg. Stride Length [m]	6.0	7.0	7.1	7.1	6.6	6.7	6.9	6.4	7.0				





Horse/Jockey Name	Akkadian Emperor
Final Rank	3
Fastest Section Time (Section)	0:10.98 (400m)
Top Speed [km/h] (Section)	66.2 (400m)
Race State	Finished

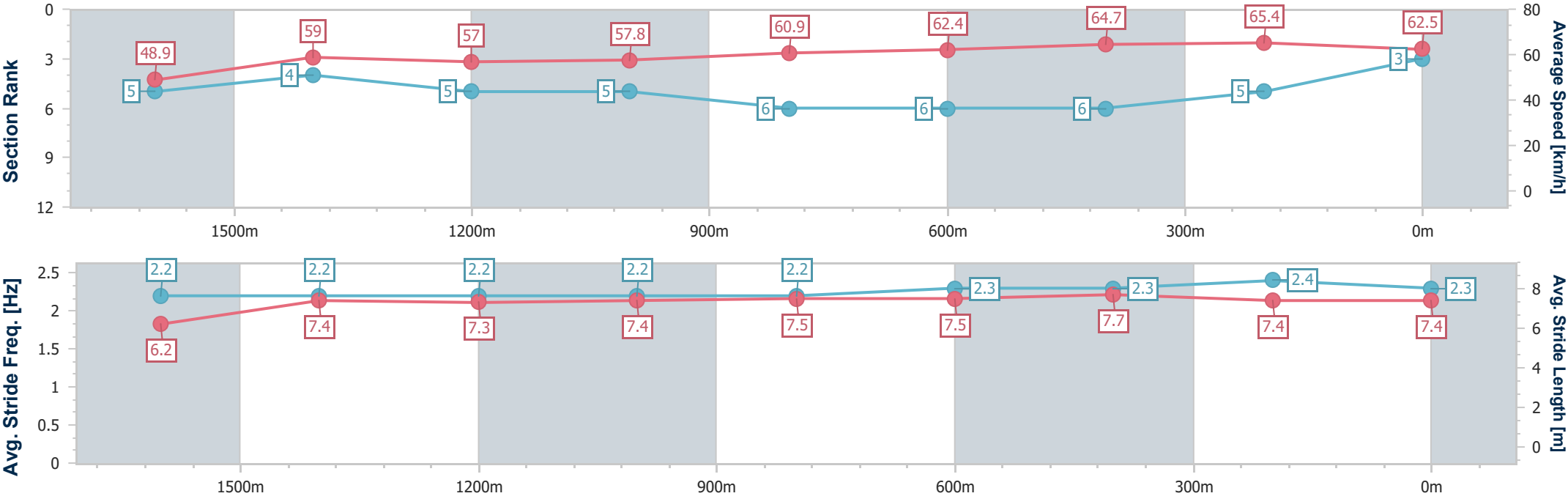


Eagle Farm Professional
Race 3: LADBROKES OWNERS PROMOTION BENCHMARK 80
Handicap - 1810m
31 January 2026 - 13:28
Track Rating: Good 4, Weather: Overcast, Rail Position: +2m Entire



BRISBANE
RACING CLUB

Section	Overall	1600m	1400m	1200m	1000m	800m	600m	400m	200m				
Section Times	1:50.24 [3] (0:15.50)	1:34.74 [5] (0:12.24)	1:22.50 [4] (0:12.61)	1:09.89 [5] (0:12.49)	0:57.40 [5] (0:11.91)	0:45.49 [6] (0:11.70)	0:33.79 [6] (0:11.22)	0:22.57 [6] (0:10.98)	0:11.59 [5] (0:11.59)				
Average Speed [km/h]	48.9	59.0	57.0	57.8	60.9	62.4	64.7	65.4	62.5				
Top Speed [km/h]	58.6	59.5	58.1	59.1	62.6	63.1	66.1	66.2	64.8				
Avg. Dist. to Rail [m]	1.3	0.6	0.6	0.9	1.7	2.7	1.6	2.8	6.7				
Avg. Stride Freq. [Hz]	2.2	2.2	2.2	2.2	2.2	2.3	2.3	2.4	2.3				
Avg. Stride Length [m]	6.2	7.4	7.3	7.4	7.5	7.5	7.7	7.4	7.4				





Horse/Jockey Name	Let Fly
Final Rank	4
Fastest Section Time (Section)	0:10.97 (400m)
Top Speed [km/h] (Section)	66.2 (400m)
Race State	Finished

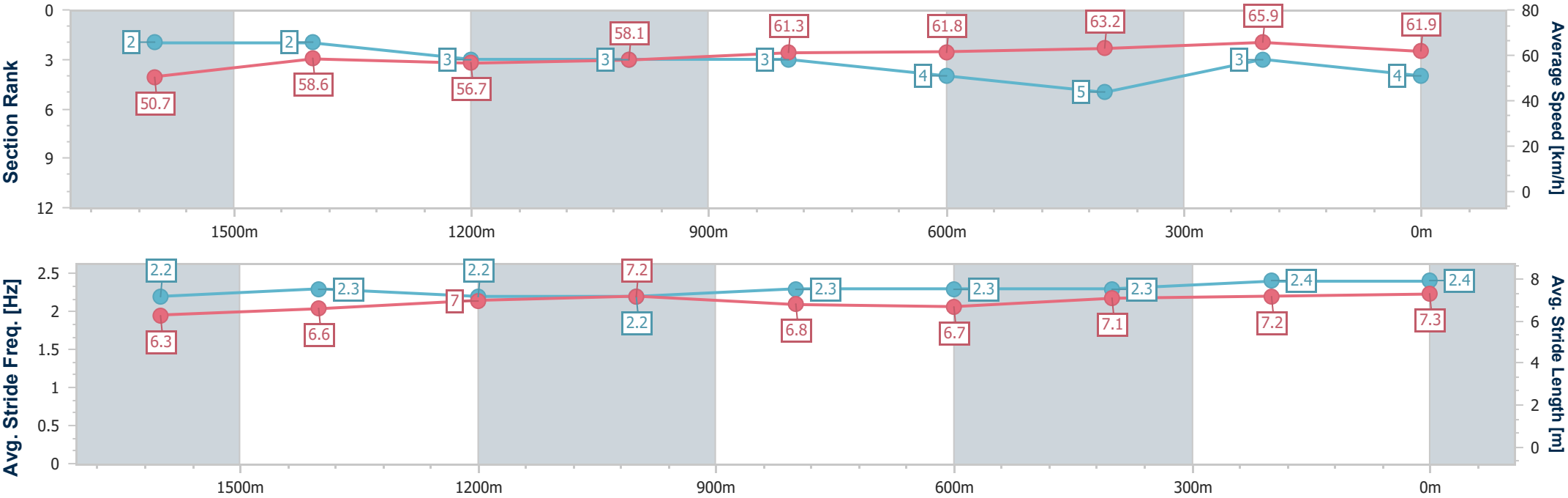


Eagle Farm Professional
Race 3: LADBROKES OWNERS PROMOTION BENCHMARK 80
Handicap - 1810m
31 January 2026 - 13:28
Track Rating: Good 4, Weather: Overcast, Rail Position: +2m Entire



BRISBANE
RACING CLUB

Section	Overall	1600m	1400m	1200m	1000m	800m	600m	400m	200m				
Section Times	1:50.30 [4] (0:15.08)	1:35.22 [2] (0:12.32)	1:22.90 [2] (0:12.67)	1:10.23 [3] (0:12.41)	0:57.82 [3] (0:11.87)	0:45.95 [3] (0:11.78)	0:34.17 [4] (0:11.50)	0:22.67 [5] (0:10.97)	0:11.70 [3] (0:11.70)				
Average Speed [km/h]	50.7	58.6	56.7	58.1	61.3	61.8	63.2	65.9	61.9				
Top Speed [km/h]	59.8	59.5	57.7	60.1	62.7	62.7	64.5	66.2	64.7				
Avg. Dist. to Rail [m]	4.0	1.3	1.3	1.3	1.7	2.5	2.5	4.1	7.1				
Avg. Stride Freq. [Hz]	2.2	2.3	2.2	2.2	2.3	2.3	2.3	2.4	2.4				
Avg. Stride Length [m]	6.3	6.6	7.0	7.2	6.8	6.7	7.1	7.2	7.3				





Horse/Jockey Name	That's Molly
Final Rank	5
Fastest Section Time (Section)	0:10.92 (400m)
Top Speed [km/h] (Section)	66.9 (400m)
Race State	Finished

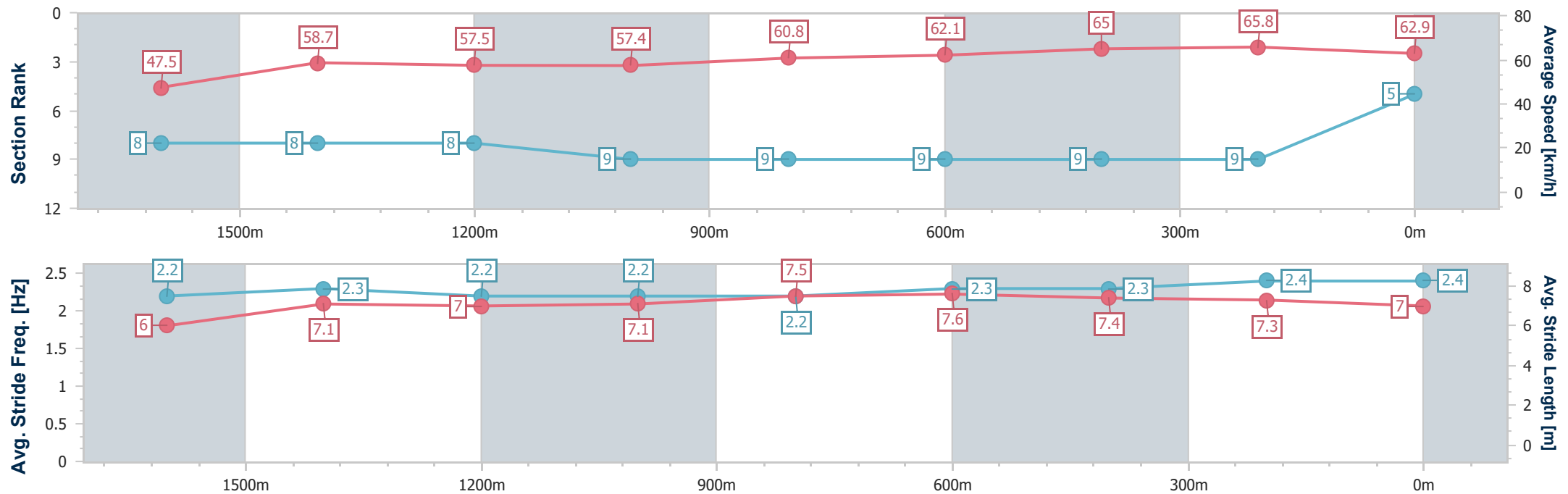


Eagle Farm Professional
Race 3: LADBROKES OWNERS PROMOTION BENCHMARK 80
Handicap - 1810m
31 January 2026 - 13:28
Track Rating: Good 4, Weather: Overcast, Rail Position: +2m Entire



BRISBANE
RACING CLUB

Section	Overall	1600m	1400m	1200m	1000m	800m	600m	400m	200m				
Section Times	1:50.49 [5] (0:15.96)	1:34.53 [8] (0:12.34)	1:22.19 [8] (0:12.56)	1:09.63 [8] (0:12.56)	0:57.07 [9] (0:11.94)	0:45.13 [9] (0:11.61)	0:33.52 [9] (0:11.14)	0:22.38 [9] (0:10.92)	0:11.46 [9] (0:11.46)				
Average Speed [km/h]	47.5	58.7	57.5	57.4	60.8	62.1	65.0	65.8	62.9				
Top Speed [km/h]	57.2	59.4	58.4	59.1	62.1	63.4	66.7	66.9	65.1				
Avg. Dist. to Rail [m]	2.2	1.5	1.7	2.3	1.8	0.7	1.0	7.1	10.8				
Avg. Stride Freq. [Hz]	2.2	2.3	2.2	2.2	2.2	2.3	2.3	2.4	2.4				
Avg. Stride Length [m]	6.0	7.1	7.0	7.1	7.5	7.6	7.4	7.3	7.0				





Horse/Jockey Name	Cape Crusader
Final Rank	6
Fastest Section Time (Section)	0:10.99 (600m)
Top Speed [km/h] (Section)	66.0 (400m)
Race State	Finished

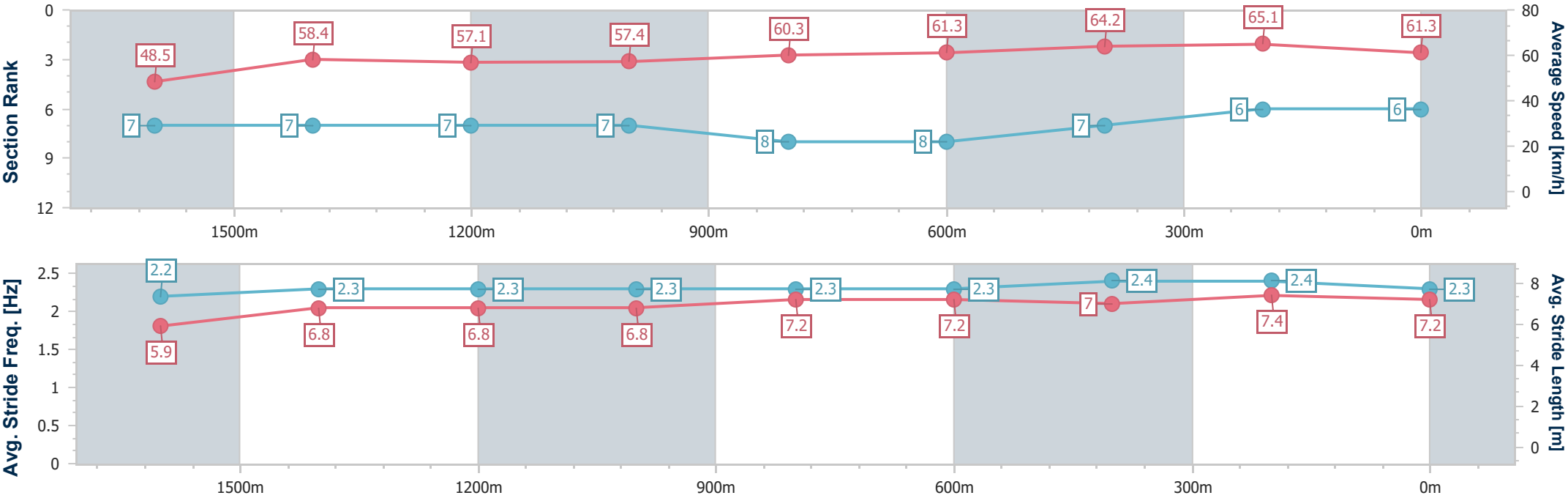


Eagle Farm Professional
Race 3: LADBROKES OWNERS PROMOTION BENCHMARK 80
Handicap - 1810m
31 January 2026 - 13:28
Track Rating: Good 4, Weather: Overcast, Rail Position: +2m Entire



BRISBANE
RACING CLUB

Section	Overall	1600m	1400m	1200m	1000m	800m	600m	400m	200m				
Section Times	1:50.65 [6] (0:15.73)	1:34.92 [7] (0:12.35)	1:22.57 [7] (0:12.61)	1:09.96 [7] (0:12.52)	0:57.44 [7] (0:11.95)	0:45.49 [8] (0:11.61)	0:33.88 [8] (0:10.99)	0:22.89 [7] (0:11.05)	0:11.84 [6] (0:11.84)				
Average Speed [km/h]	48.5	58.4	57.1	57.4	60.3	61.3	64.2	65.1	61.3				
Top Speed [km/h]	57.9	59.7	58.0	59.4	61.6	62.3	65.6	66.0	63.1				
Avg. Dist. to Rail [m]	3.7	0.6	0.2	0.8	0.3	2.4	3.9	3.4	7.7				
Avg. Stride Freq. [Hz]	2.2	2.3	2.3	2.3	2.3	2.3	2.4	2.4	2.3				
Avg. Stride Length [m]	5.9	6.8	6.8	6.8	7.2	7.2	7.0	7.4	7.2				





Horse/Jockey Name	Caracoron
Final Rank	7
Fastest Section Time (Section)	0:10.98 (400m)
Top Speed [km/h] (Section)	66.5 (400m)
Race State	Finished

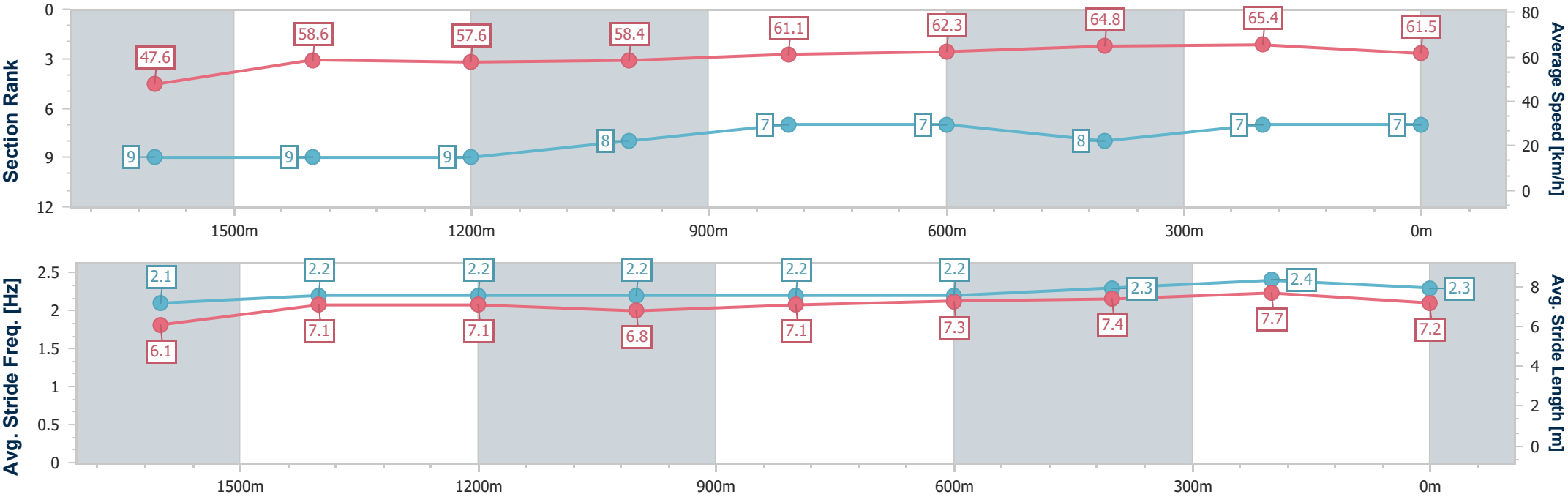


Eagle Farm Professional
Race 3: LADBROKES OWNERS PROMOTION BENCHMARK 80
Handicap - 1810m
31 January 2026 - 13:28
Track Rating: Good 4, Weather: Overcast, Rail Position: +2m Entire



BRISBANE
RACING CLUB

Section	Overall	1600m	1400m	1200m	1000m	800m	600m	400m	200m				
Section Times	1:50.68 [7] (0:16.05)	1:34.63 [9] (0:12.27)	1:22.36 [9] (0:12.57)	1:09.79 [9] (0:12.32)	0:57.47 [8] (0:11.86)	0:45.61 [7] (0:11.62)	0:33.99 [7] (0:11.21)	0:22.78 [8] (0:10.98)	0:11.80 [7] (0:11.80)				
Average Speed [km/h]	47.6	58.6	57.6	58.4	61.1	62.3	64.8	65.4	61.5				
Top Speed [km/h]	58.1	59.0	58.8	59.9	62.8	63.4	65.6	66.5	63.9				
Avg. Dist. to Rail [m]	4.6	0.5	0.9	1.4	1.5	1.2	1.4	7.5	11.0				
Avg. Stride Freq. [Hz]	2.1	2.2	2.2	2.2	2.2	2.2	2.3	2.4	2.3				
Avg. Stride Length [m]	6.1	7.1	7.1	6.8	7.1	7.3	7.4	7.7	7.2				





Horse/Jockey Name	Wapiti
Final Rank	8
Fastest Section Time (Section)	0:11.32 (400m)
Top Speed [km/h] (Section)	64.3 (600m)
Race State	Finished

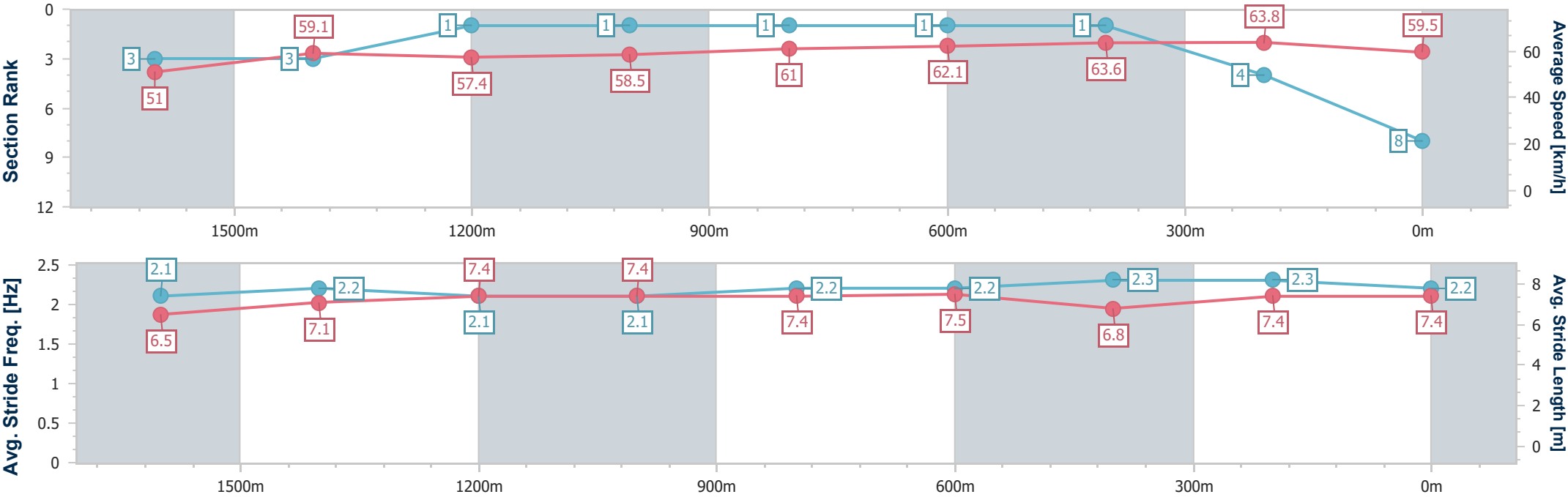


Eagle Farm Professional
Race 3: LADBROKES OWNERS PROMOTION BENCHMARK 80
Handicap - 1810m
31 January 2026 - 13:28
Track Rating: Good 4, Weather: Overcast, Rail Position: +2m Entire



BRISBANE
RACING CLUB

Section	Overall	1600m	1400m	1200m	1000m	800m	600m	400m	200m				
Section Times	1:50.76 [8] (0:15.15)	1:35.61 [3] (0:12.31)	1:23.30 [3] (0:12.55)	1:10.75 [1] (0:12.34)	0:58.41 [1] (0:11.92)	0:46.49 [1] (0:11.66)	0:34.83 [1] (0:11.37)	0:23.46 [1] (0:11.32)	0:12.14 [4] (0:12.14)				
Average Speed [km/h]	51.0	59.1	57.4	58.5	61.0	62.1	63.6	63.8	59.5				
Top Speed [km/h]	60.1	60.5	58.1	59.7	62.1	62.8	64.3	64.2	62.2				
Avg. Dist. to Rail [m]	7.0	2.9	2.8	2.9	2.3	1.4	1.0	4.6	7.5				
Avg. Stride Freq. [Hz]	2.1	2.2	2.1	2.1	2.2	2.2	2.3	2.3	2.2				
Avg. Stride Length [m]	6.5	7.1	7.4	7.4	7.4	7.5	6.8	7.4	7.4				





Horse/Jockey Name	Wowit's Willywonka
Final Rank	9
Fastest Section Time (Section)	0:11.46 (600m)
Top Speed [km/h] (Section)	63.2 (600m)
Race State	Finished

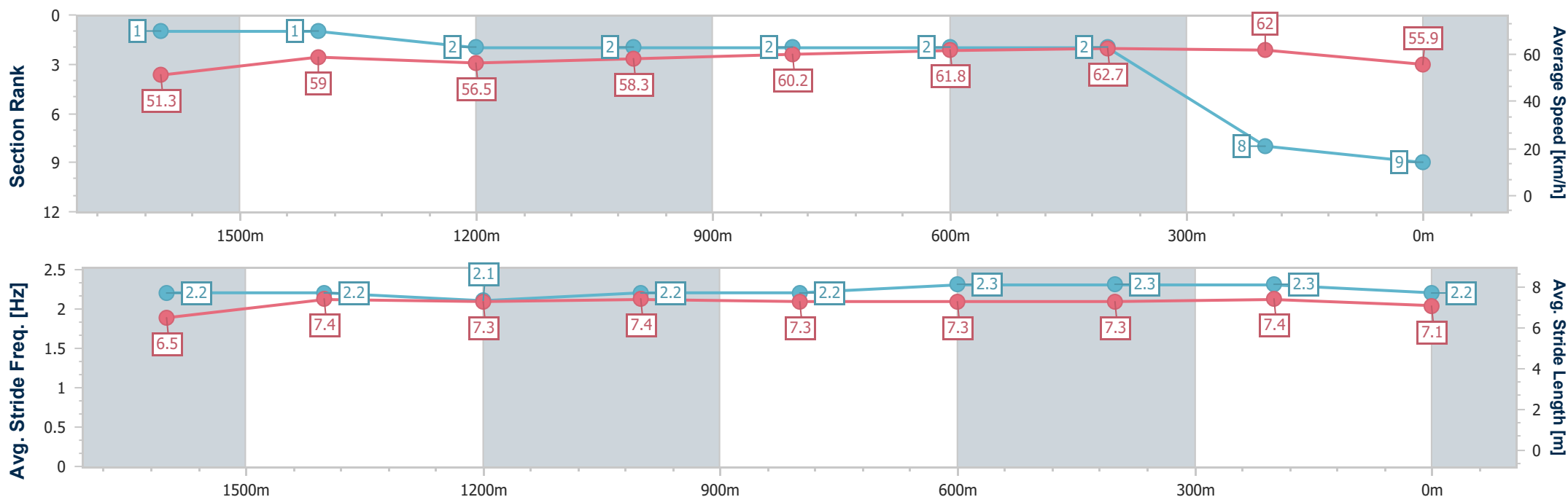


Eagle Farm Professional
Race 3: LADBROKES OWNERS PROMOTION BENCHMARK 80
Handicap - 1810m
31 January 2026 - 13:28
Track Rating: Good 4, Weather: Overcast, Rail Position: +2m Entire



BRISBANE
RACING CLUB

Section	Overall	1600m	1400m	1200m	1000m	800m	600m	400m	200m				
Section Times	1:51.93 [9] (0:14.98)	1:36.95 [1] (0:12.29)	1:24.66 [1] (0:12.74)	1:11.92 [2] (0:12.39)	0:59.53 [2] (0:11.91)	0:47.62 [2] (0:11.63)	0:35.99 [2] (0:11.46)	0:24.53 [2] (0:11.57)	0:12.96 [8] (0:12.96)				
Average Speed [km/h]	51.3	59.0	56.5	58.3	60.2	61.8	62.7	62.0	55.9				
Top Speed [km/h]	61.1	61.1	58.2	60.6	62.1	61.9	63.2	62.9	60.2				
Avg. Dist. to Rail [m]	5.6	1.6	1.5	1.6	0.5	1.2	0.7	2.1	5.2				
Avg. Stride Freq. [Hz]	2.2	2.2	2.1	2.2	2.2	2.3	2.3	2.3	2.2				
Avg. Stride Length [m]	6.5	7.4	7.3	7.4	7.3	7.3	7.3	7.4	7.1				





Eagle Farm Professional

Race 4: TROY SMITH APPRECIATION OPEN Handicap - 1600m

31 January 2026 - 14:05



BRISBANE
RACING CLUB

Track Rating: Good 4, Weather: Overcast, Rail Position: +2m Entire

Section						Overall	1400m	1200m	1000m	800m	600m	400m	Last 600m	
Field Times						1:34.03 (0:13.60)	1:20.43 (0:10.99)	1:09.44 (0:11.57)	0:57.87 (0:11.84)	0:46.03 (0:11.48)	0:34.55 (0:11.30)	0:23.25 (0:11.34)	0:34.55	
Rank	TAB	Horse/Jockey	Barrier	Top Speed [km/h]	Fastest Section									Distance Travelled [m]
1	6	LIVING FREE	2	66.8	0:11.00	1:34.03 [1]	1:20.20 [4]	1:08.87 [5]	0:57.15 [5]	0:45.22 [5]	0:33.90 [6]	0:22.89 [5]	0:33.90	
		Jake Bayliss		400m	400m	(0:13.83)	(0:11.33)	(0:11.72)	(0:11.93)	(0:11.32)	(0:11.01)	(0:11.00)		
2	1	VICTORIA ROAD	3	66.1	0:11.16	1:34.19 [2]	1:20.59 [1]	1:09.43 [2]	0:57.87 [2]	0:46.08 [2]	0:34.62 [2]	0:23.36 [2]	0:34.62 -1	
		Jai Williams		Overall	1400m	(0:13.60)	(0:11.16)	(0:11.56)	(0:11.79)	(0:11.46)	(0:11.26)	(0:11.29)		
3	7	MICKEY'S MEDAL	1	66.0	0:11.16	1:34.21 [3]	1:20.33 [6]	1:09.11 [4]	0:57.56 [4]	0:45.84 [4]	0:34.44 [3]	0:23.09 [4]	0:34.44 -2	
		Ben Thompson		400m	400m	(0:13.88)	(0:11.22)	(0:11.55)	(0:11.72)	(0:11.40)	(0:11.35)	(0:11.16)		
4	4	EDITED BY	7	67.8	0:10.97	1:34.22 [4]	1:20.60 [2]	1:09.63 [1]	0:58.06 [1]	0:46.22 [1]	0:34.74 [1]	0:23.44 [1]	0:34.74 -5	
		Daniel Moor		Overall	1400m	(0:13.62)	(0:10.97)	(0:11.57)	(0:11.84)	(0:11.48)	(0:11.30)	(0:11.41)		
5	8	REDFORD	4	66.2	0:11.03	1:34.41 [5]	1:20.56 [5]	1:08.98 [6]	0:57.25 [6]	0:45.43 [7]	0:34.14 [7]	0:23.11 [7]	0:34.14 -2	
		Cejay Graham		400m	600m	(0:13.85)	(0:11.58)	(0:11.73)	(0:11.82)	(0:11.29)	(0:11.03)	(0:11.14)		
6	2	BEAR STORY	8	64.9	0:11.16	1:34.43 [6]	1:20.14 [7]	1:08.80 [7]	0:57.17 [7]	0:45.61 [6]	0:34.31 [5]	0:23.15 [6]	0:34.31 -7	
		Damien Thornton		600m	600m	(0:14.29)	(0:11.34)	(0:11.63)	(0:11.56)	(0:11.30)	(0:11.16)	(0:11.35)		
7	9	FAT FINGERS	6	67.1	0:11.07	1:34.54 [7]	1:20.05 [8]	1:08.55 [8]	0:56.85 [8]	0:45.20 [8]	0:33.81 [8]	0:22.69 [8]	0:33.81 +0	
		Ron Stewart		600m	400m	(0:14.49)	(0:11.50)	(0:11.70)	(0:11.65)	(0:11.39)	(0:11.12)	(0:11.07)		
8	5	ZOOLOGY	5	66.4	0:11.25	1:34.71 [8]	1:21.02 [3]	1:09.77 [3]	0:58.20 [3]	0:46.37 [3]	0:34.92 [4]	0:23.61 [3]	0:34.92 -1	
		Mark Du Plessis		1400m	1400m	(0:13.69)	(0:11.25)	(0:11.57)	(0:11.83)	(0:11.45)	(0:11.31)	(0:11.39)		

Scratched: Autunno (#3), Thebarberofseville (#10)



Eagle Farm Professional

Race 4: TROY SMITH APPRECIATION OPEN Handicap - 1600m

31 January 2026 - 14:05



BRISBANE
RACING CLUB

Track Rating: Good 4, Weather: Overcast, Rail Position: +2m Entire

Section Field Times		200m 0:11.91 (0:11.91)		Last 600m 0:34.55					
Rank	TAB	Horse/Jockey	Barrier	Top Speed [km/h]	Fastest Section	Margin			Distance Travelled [m]
1	6	LIVING FREE	2	66.8	0:11.00	0:11.89 [2]	1:34.03		0:33.90
		Jake Bayliss		400m	400m	(0:11.89)			
2	1	VICTORIA ROAD	3	66.1	0:11.16	0:12.07 [1]	0.93L		0:34.62
		Jai Williams		Overall	1400m	(0:12.07)			-1
3	7	MICKEY'S MEDAL	1	66.0	0:11.16	0:11.93 [4]	1.04L		0:34.44
		Ben Thompson		400m	400m	(0:11.93)			-2
4	4	EDITED BY	7	67.8	0:10.97	0:12.03 [3]	1.12L		0:34.74
		Daniel Moor		Overall	1400m	(0:12.03)			-5
5	8	REDFORD	4	66.2	0:11.03	0:11.97 [5]	2.2L		0:34.14
		Cejay Graham		400m	600m	(0:11.97)			-2
6	2	BEAR STORY	8	64.9	0:11.16	0:11.80 [7]	2.35L		0:34.31
		Damien Thornton		600m	600m	(0:11.80)			-7
7	9	FAT FINGERS	6	67.1	0:11.07	0:11.62 [8]	2.99L		0:33.81
		Ron Stewart		600m	400m	(0:11.62)			+0
8	5	ZOOLOGY	5	66.4	0:11.25	0:12.22 [6]	4L		0:34.92
		Mark Du Plessis		1400m	1400m	(0:12.22)			-1

Scratched: Autunno (#3), Thebarberofseville (#10)



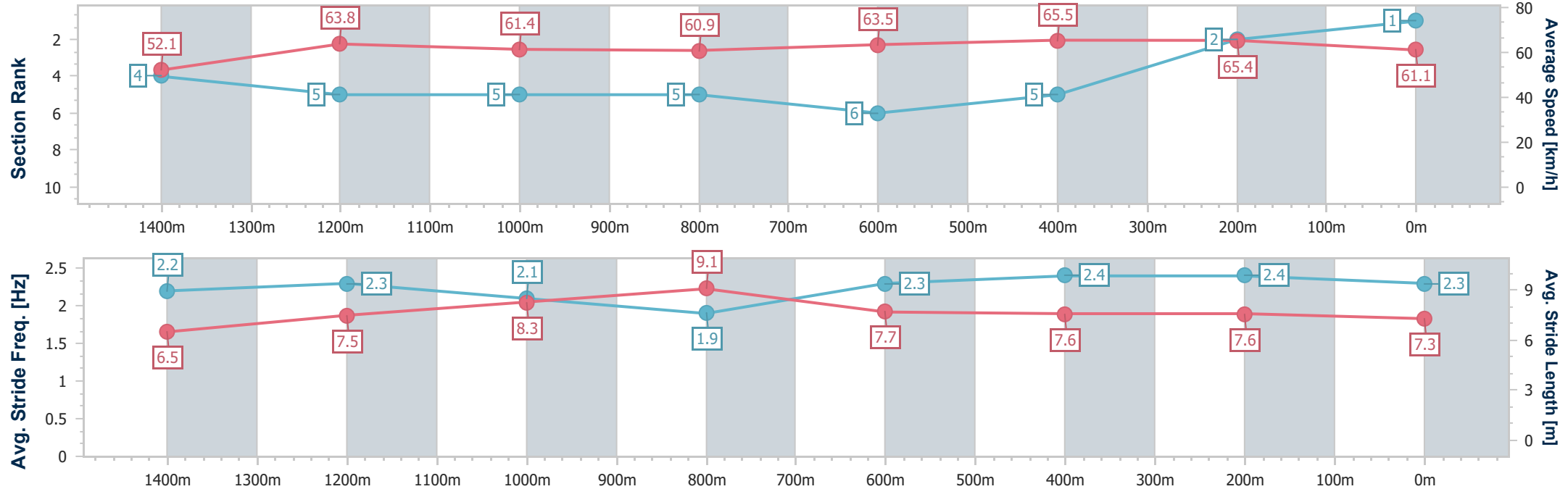
Horse/Jockey Name	Living Free
Final Rank	1
Fastest Section Time (Section)	0:11.00 (400m)
Top Speed [km/h] (Section)	66.8 (400m)
Race State	Finished



Eagle FarmProfessional
Race 4: TROY SMITH APPRECIATION OPEN Handicap - 1600m
31 January 2026 - 14:05
Track Rating: Good 4, Weather: Overcast, Rail Position: +2m Entire



Section	Overall	1400m	1200m	1000m	800m	600m	400m	200m					
Section Times	1:34.03 [1] (0:13.83)	1:20.20 [4] (0:11.33)	1:08.87 [5] (0:11.72)	0:57.15 [5] (0:11.93)	0:45.22 [5] (0:11.32)	0:33.90 [6] (0:11.01)	0:22.89 [5] (0:11.00)	0:11.89 [2] (0:11.89)					
Average Speed [km/h]	52.1	63.8	61.4	60.9	63.5	65.5	65.4	61.1					
Top Speed [km/h]	65.5	65.2	62.5	62.6	64.5	66.6	66.8	63.7					
Avg. Dist. to Rail [m]	5.3	2.2	2.5	1.4	0.2	0.8	4.7	5.6					
Avg. Stride Freq. [Hz]	2.2	2.3	2.1	1.9	2.3	2.4	2.4	2.3					
Avg. Stride Length [m]	6.5	7.5	8.3	9.1	7.7	7.6	7.6	7.3					





Horse/Jockey Name	Victoria Road
Final Rank	2
Fastest Section Time (Section)	0:11.16 (1400m)
Top Speed [km/h] (Section)	66.1 (Overall)
Race State	Finished

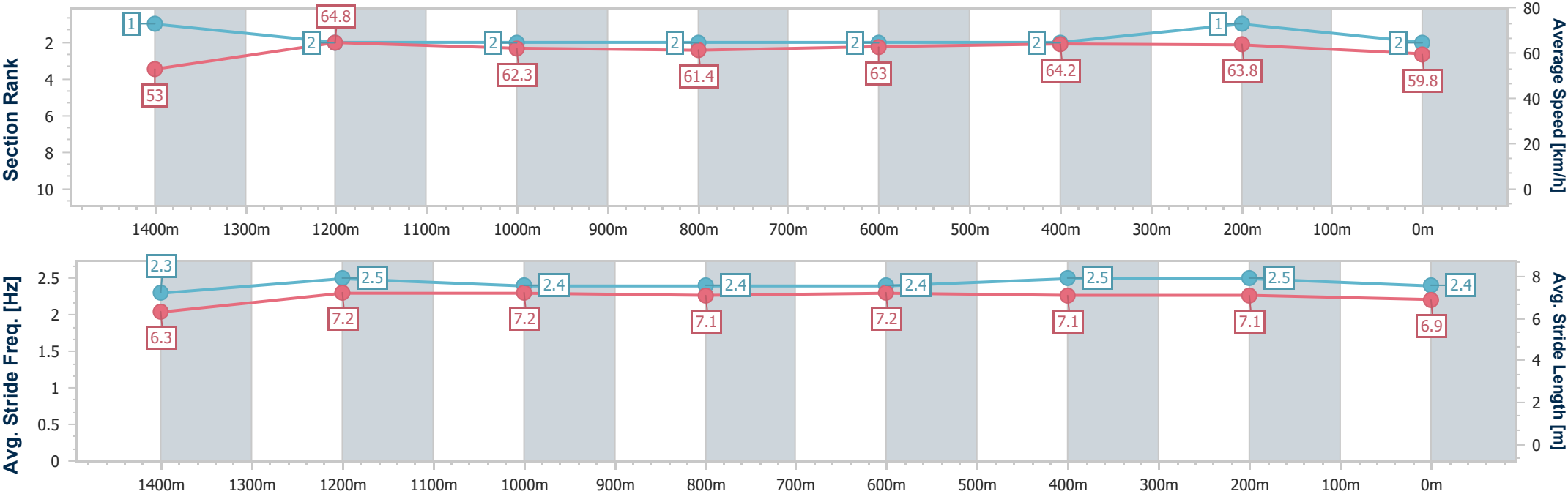


Eagle Farm Professional
Race 4: TROY SMITH APPRECIATION OPEN Handicap - 1600m
31 January 2026 - 14:05
Track Rating: Good 4, Weather: Overcast, Rail Position: +2m Entire



BRISBANE
RACING CLUB

Section	Overall	1400m	1200m	1000m	800m	600m	400m	200m					
Section Times	1:34.19 [2] (0:13.60)	1:20.59 [1] (0:11.16)	1:09.43 [2] (0:11.56)	0:57.87 [2] (0:11.79)	0:46.08 [2] (0:11.46)	0:34.62 [2] (0:11.26)	0:23.36 [2] (0:11.29)	0:12.07 [1] (0:12.07)					
Average Speed [km/h]	53.0	64.8	62.3	61.4	63.0	64.2	63.8	59.8					
Top Speed [km/h]	66.1	66.0	64.0	62.0	63.8	65.4	64.8	61.5					
Avg. Dist. to Rail [m]	5.3	1.5	1.9	1.1	0.7	1.0	4.4	4.4					
Avg. Stride Freq. [Hz]	2.3	2.5	2.4	2.4	2.4	2.5	2.5	2.4					
Avg. Stride Length [m]	6.3	7.2	7.2	7.1	7.2	7.1	7.1	6.9					





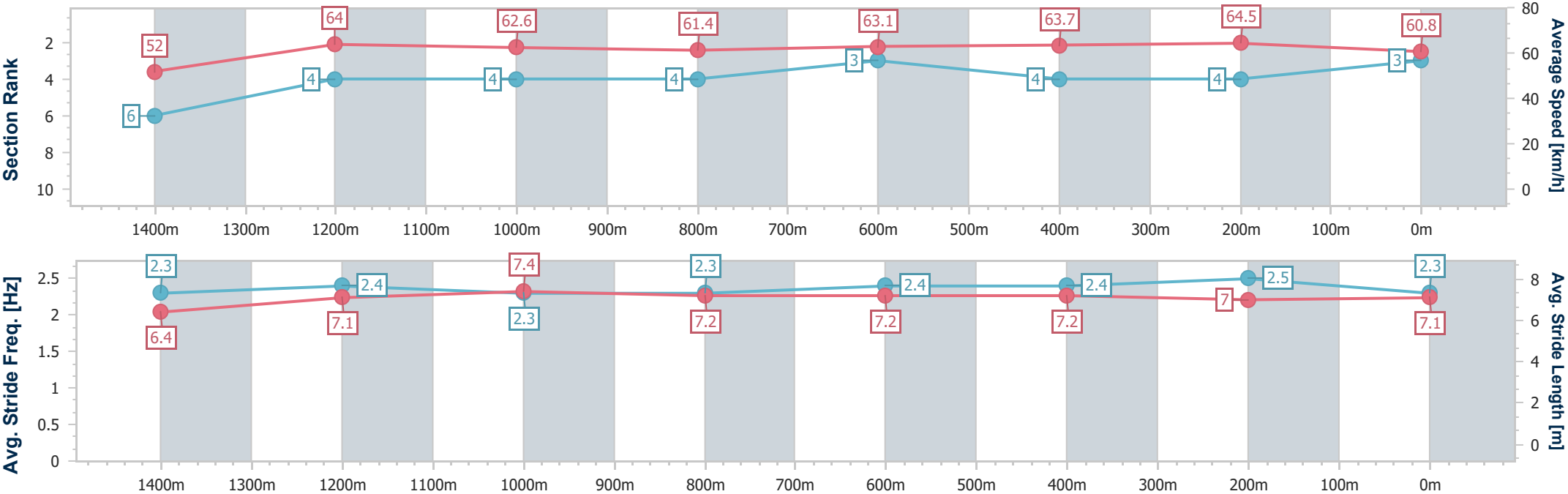
Horse/Jockey Name	Mickey's Medal
Final Rank	3
Fastest Section Time (Section)	0:11.16 (400m)
Top Speed [km/h] (Section)	66.0 (400m)
Race State	Finished



Eagle Farm Professional
Race 4: TROY SMITH APPRECIATION OPEN Handicap - 1600m
31 January 2026 - 14:05
Track Rating: Good 4, Weather: Overcast, Rail Position: +2m Entire



Section	Overall	1400m	1200m	1000m	800m	600m	400m	200m					
Section Times	1:34.21 [3] (0:13.88)	1:20.33 [6] (0:11.22)	1:09.11 [4] (0:11.55)	0:57.56 [4] (0:11.72)	0:45.84 [4] (0:11.40)	0:34.44 [3] (0:11.35)	0:23.09 [4] (0:11.16)	0:11.93 [4] (0:11.93)					
Average Speed [km/h]	52.0	64.0	62.6	61.4	63.1	63.7	64.5	60.8					
Top Speed [km/h]	64.9	65.3	63.0	62.5	63.5	65.4	66.0	62.0					
Avg. Dist. to Rail [m]	3.7	0.8	0.5	0.3	0.4	1.2	3.7	3.6					
Avg. Stride Freq. [Hz]	2.3	2.4	2.3	2.3	2.4	2.4	2.5	2.3					
Avg. Stride Length [m]	6.4	7.1	7.4	7.2	7.2	7.2	7.0	7.1					

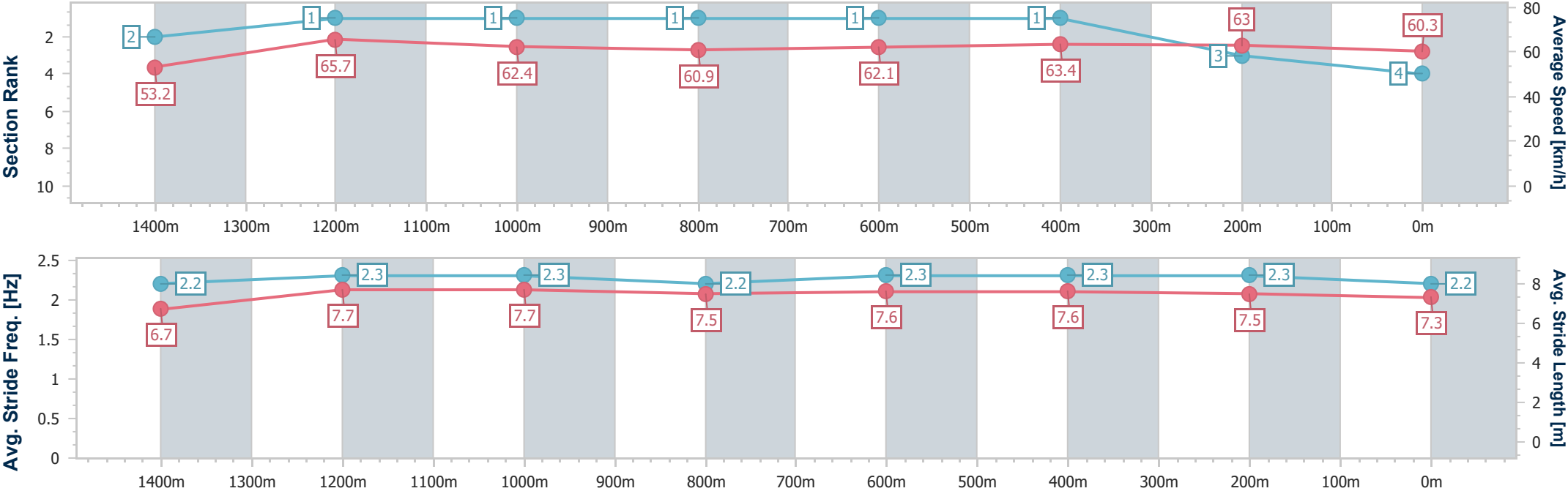




Horse/Jockey Name	Edited By
Final Rank	4
Fastest Section Time (Section)	0:10.97 (1400m)
Top Speed [km/h] (Section)	67.8 (Overall)
Race State	Finished



Section	Overall	1400m	1200m	1000m	800m	600m	400m	200m					
Section Times	1:34.22 [4] (0:13.62)	1:20.60 [2] (0:10.97)	1:09.63 [1] (0:11.57)	0:58.06 [1] (0:11.84)	0:46.22 [1] (0:11.48)	0:34.74 [1] (0:11.30)	0:23.44 [1] (0:11.41)	0:12.03 [3] (0:12.03)					
Average Speed [km/h]	53.2	65.7	62.4	60.9	62.1	63.4	63.0	60.3					
Top Speed [km/h]	67.8	67.3	64.4	62.1	62.9	64.2	64.6	60.7					
Avg. Dist. to Rail [m]	9.2	4.3	1.7	0.7	1.5	1.3	3.8	5.7					
Avg. Stride Freq. [Hz]	2.2	2.3	2.3	2.2	2.3	2.3	2.3	2.2					
Avg. Stride Length [m]	6.7	7.7	7.7	7.5	7.6	7.6	7.5	7.3					



[] Ranking at each section and finish
- - - - No data available at this section
NA No data available



Horse/Jockey Name	Redford
Final Rank	5
Fastest Section Time (Section)	0:11.03 (600m)
Top Speed [km/h] (Section)	66.2 (400m)
Race State	Finished

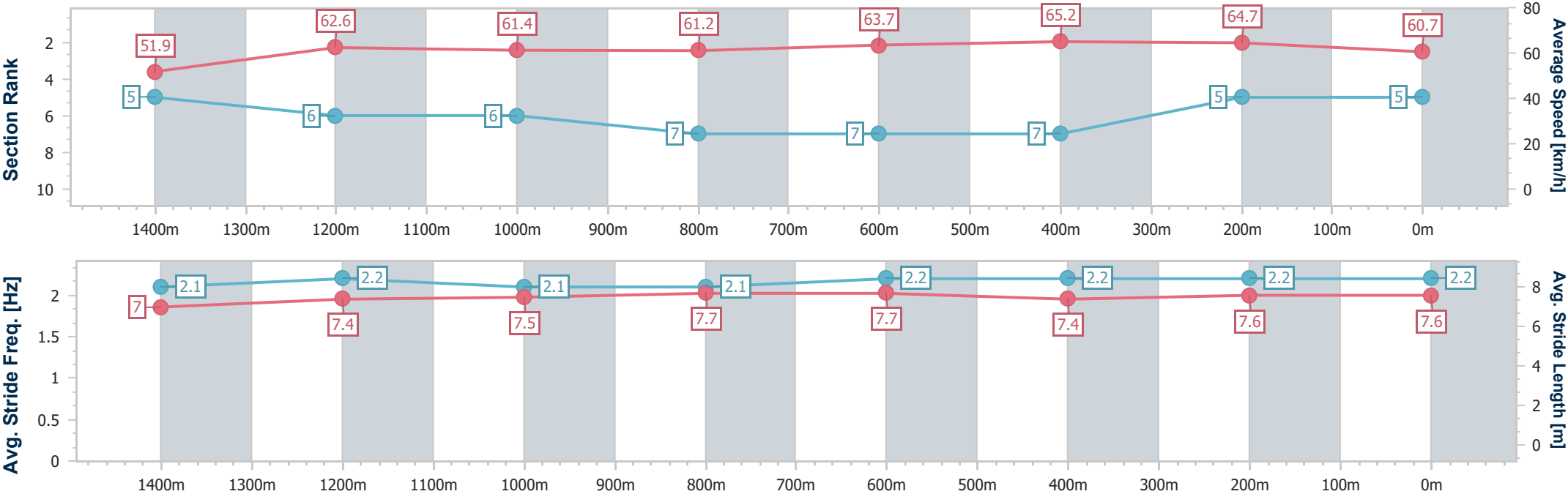


Eagle FarmProfessional
Race 4: TROY SMITH APPRECIATION OPEN Handicap - 1600m
31 January 2026 - 14:05
Track Rating: Good 4, Weather: Overcast, Rail Position: +2m Entire



BRISBANE
RACING CLUB

Section	Overall	1400m	1200m	1000m	800m	600m	400m	200m					
Section Times	1:34.41 [5] (0:13.85)	1:20.56 [5] (0:11.58)	1:08.98 [6] (0:11.73)	0:57.25 [6] (0:11.82)	0:45.43 [7] (0:11.29)	0:34.14 [7] (0:11.03)	0:23.11 [7] (0:11.14)	0:11.97 [5] (0:11.97)					
Average Speed [km/h]	51.9	62.6	61.4	61.2	63.7	65.2	64.7	60.7					
Top Speed [km/h]	64.6	64.9	62.7	62.6	64.9	66.1	66.2	62.8					
Avg. Dist. to Rail [m]	6.5	3.1	2.5	1.0	0.6	0.9	2.8	4.8					
Avg. Stride Freq. [Hz]	2.1	2.2	2.1	2.1	2.2	2.2	2.2	2.2					
Avg. Stride Length [m]	7.0	7.4	7.5	7.7	7.7	7.4	7.6	7.6					





Horse/Jockey Name	Bear Story
Final Rank	6
Fastest Section Time (Section)	0:11.16 (600m)
Top Speed [km/h] (Section)	64.9 (600m)
Race State	Finished

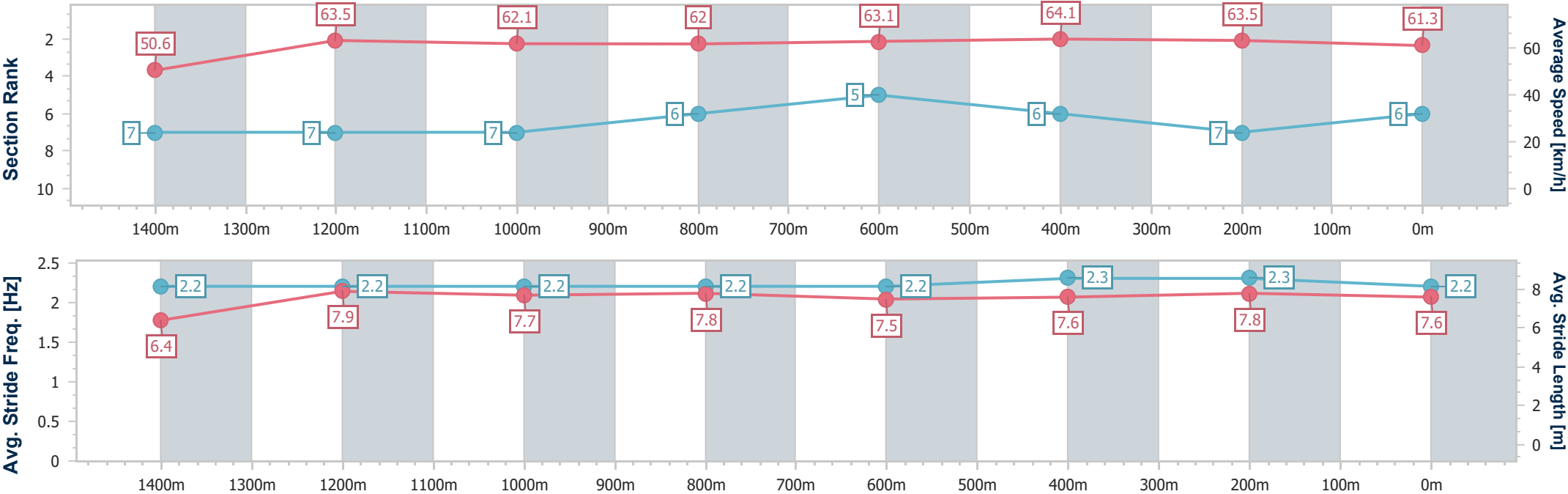


Eagle FarmProfessional
Race 4: TROY SMITH APPRECIATION OPEN Handicap - 1600m
31 January 2026 - 14:05
Track Rating: Good 4, Weather: Overcast, Rail Position: +2m Entire



BRISBANE
RACING CLUB

Section	Overall	1400m	1200m	1000m	800m	600m	400m	200m					
Section Times	1:34.43 [6] (0:14.29)	1:20.14 [7] (0:11.34)	1:08.80 [7] (0:11.63)	0:57.17 [7] (0:11.56)	0:45.61 [6] (0:11.30)	0:34.31 [5] (0:11.16)	0:23.15 [6] (0:11.35)	0:11.80 [7] (0:11.80)					
Average Speed [km/h]	50.6	63.5	62.1	62.0	63.1	64.1	63.5	61.3					
Top Speed [km/h]	64.6	64.8	63.1	62.5	63.7	64.9	64.7	62.6					
Avg. Dist. to Rail [m]	9.8	1.4	0.8	1.0	2.0	0.9	3.0	3.1					
Avg. Stride Freq. [Hz]	2.2	2.2	2.2	2.2	2.2	2.3	2.3	2.2					
Avg. Stride Length [m]	6.4	7.9	7.7	7.8	7.5	7.6	7.8	7.6					





Horse/Jockey Name	Fat Fingers
Final Rank	7
Fastest Section Time (Section)	0:11.07 (400m)
Top Speed [km/h] (Section)	67.1 (600m)
Race State	Finished

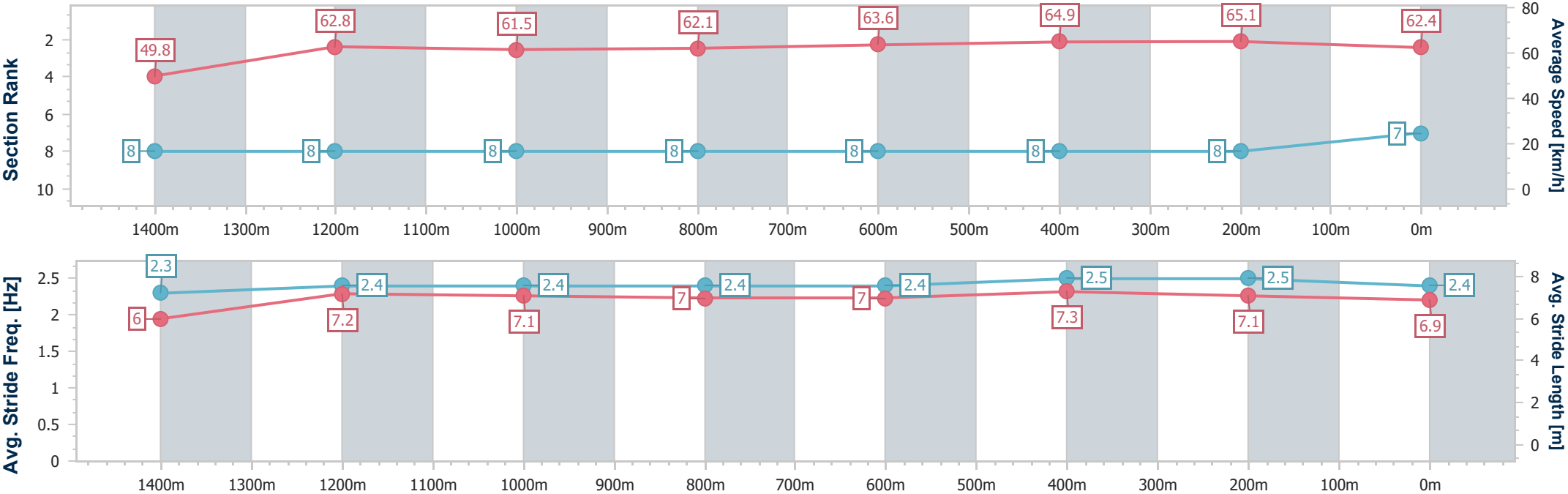


Eagle Farm Professional
Race 4: TROY SMITH APPRECIATION OPEN Handicap - 1600m
31 January 2026 - 14:05
Track Rating: Good 4, Weather: Overcast, Rail Position: +2m Entire



BRISBANE
RACING CLUB

Section	Overall	1400m	1200m	1000m	800m	600m	400m	200m					
Section Times	1:34.54 [7] (0:14.49)	1:20.05 [8] (0:11.50)	1:08.55 [8] (0:11.70)	0:56.85 [8] (0:11.65)	0:45.20 [8] (0:11.39)	0:33.81 [8] (0:11.12)	0:22.69 [8] (0:11.07)	0:11.62 [8] (0:11.62)					
Average Speed [km/h]	49.8	62.8	61.5	62.1	63.6	64.9	65.1	62.4					
Top Speed [km/h]	62.8	63.5	64.1	63.7	64.8	67.1	66.3	63.4					
Avg. Dist. to Rail [m]	6.9	1.9	1.6	0.9	1.1	0.8	6.9	9.9					
Avg. Stride Freq. [Hz]	2.3	2.4	2.4	2.4	2.4	2.5	2.5	2.4					
Avg. Stride Length [m]	6.0	7.2	7.1	7.0	7.0	7.3	7.1	6.9					





Horse/Jockey Name	Zoology
Final Rank	8
Fastest Section Time (Section)	0:11.25 (1400m)
Top Speed [km/h] (Section)	66.4 (1400m)
Race State	Finished

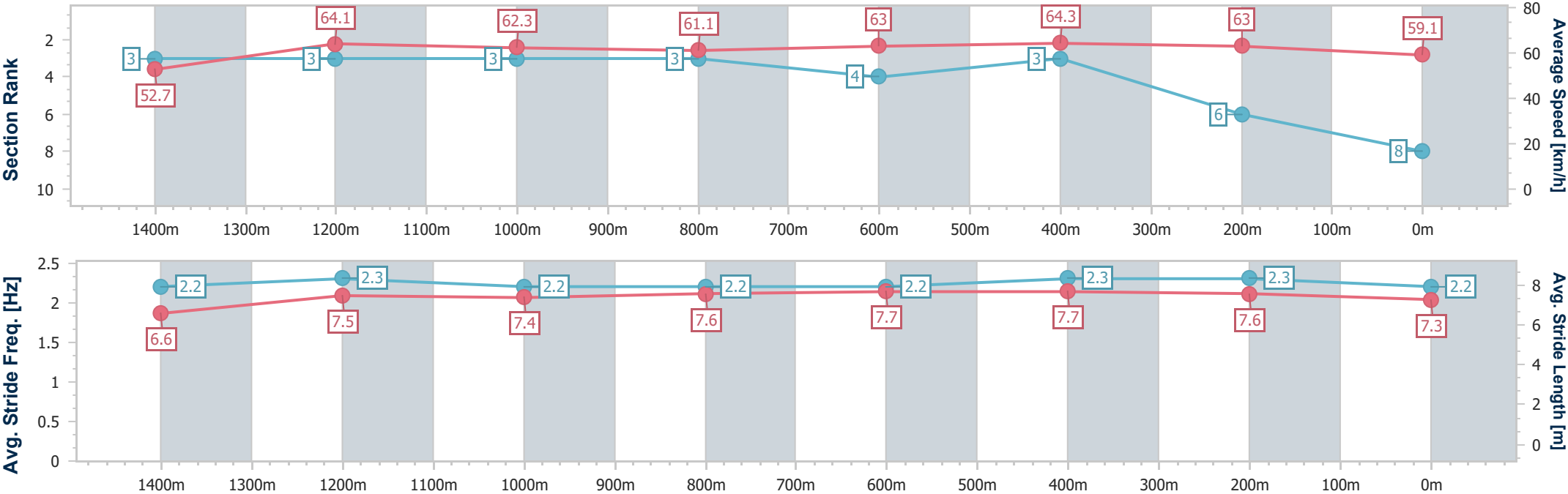


Eagle Farm Professional
Race 4: TROY SMITH APPRECIATION OPEN Handicap - 1600m
31 January 2026 - 14:05
Track Rating: Good 4, Weather: Overcast, Rail Position: +2m Entire



BRISBANE
RACING CLUB

Section	Overall	1400m	1200m	1000m	800m	600m	400m	200m					
Section Times	1:34.71 [8] (0:13.69)	1:21.02 [3] (0:11.25)	1:09.77 [3] (0:11.57)	0:58.20 [3] (0:11.83)	0:46.37 [3] (0:11.45)	0:34.92 [4] (0:11.31)	0:23.61 [3] (0:11.39)	0:12.22 [6] (0:12.22)					
Average Speed [km/h]	52.7	64.1	62.3	61.1	63.0	64.3	63.0	59.1					
Top Speed [km/h]	66.2	66.4	63.2	62.0	64.0	64.4	64.8	61.3					
Avg. Dist. to Rail [m]	7.1	2.2	1.8	1.1	0.3	1.5	5.4	6.8					
Avg. Stride Freq. [Hz]	2.2	2.3	2.2	2.2	2.2	2.3	2.3	2.2					
Avg. Stride Length [m]	6.6	7.5	7.4	7.6	7.7	7.7	7.6	7.3					





Eagle Farm Professional

Race 5: DRINKWISE QTIS Three-Year-Old Handicap - 1000m

31 January 2026 - 14:38



BRISBANE
RACING CLUB

Track Rating: Good 4, Weather: Overcast, Rail Position: +2m Entire

Section							Overall	800m	600m	400m	200m			Last 600m	
Field Times							0:56.18 (0:12.82)	0:43.36 (0:10.38)	0:32.98 (0:10.67)	0:22.31 (0:10.81)	0:11.50 (0:11.50)			0:32.98	
Rank	TAB	Horse/Jockey	Barrier	Top Speed [km/h]	Fastest Section						Margin			Distance Travelled [m]	
1	3	EARN TO BURN	3	69.9	0:10.31	0:56.18 [1]	0:42.88 [5]	0:32.57 [3]	0:22.10 [3]	0:11.50 [1]	0:56.18			0:32.57	
		Ryan Maloney		800m	800m	(0:13.30)	(0:10.31)	(0:10.47)	(0:10.60)	(0:11.50)					
2	4	GET READY LASS	8	70.3	0:10.50	0:56.34 [2]	0:43.21 [3]	0:32.71 [4]	0:22.06 [5]	0:11.49 [3]	0.93L			0:32.71	+11
		Ben Thompson		400m	800m	(0:13.13)	(0:10.50)	(0:10.65)	(0:10.57)	(0:11.49)					
3	10	CRYPTIC BEAUTY	5	69.3	0:10.49	0:56.37 [3]	0:43.10 [4]	0:32.56 [5]	0:22.07 [6]	0:11.45 [5]	1.06L			0:32.56	+0
		Ron Stewart		400m	600m	(0:13.27)	(0:10.54)	(0:10.49)	(0:10.62)	(0:11.45)					
4	5	SHADWELL LANE	9	70.6	0:10.37	0:56.74 [4]	0:42.80 [9]	0:32.43 [9]	0:21.92 [9]	0:11.41 [9]	3.24L			0:32.43	+5
		Daniel Moor		400m	800m	(0:13.94)	(0:10.37)	(0:10.51)	(0:10.51)	(0:11.41)					
5	9	SWEET HESITATION	2	70.7	0:10.37	0:56.79 [5]	0:43.86 [2]	0:33.49 [2]	0:22.89 [2]	0:12.10 [2]	3.54L			0:33.49	+1
		Emily Lang		800m	800m	(0:12.93)	(0:10.37)	(0:10.60)	(0:10.79)	(0:12.10)					
6	2	SUNRAYS	7	69.4	0:10.50	0:56.82 [6]	0:43.23 [7]	0:32.68 [7]	0:22.18 [7]	0:11.50 [8]	3.76L			0:32.68	+4
		Cejay Graham		600m	600m	(0:13.59)	(0:10.55)	(0:10.50)	(0:10.68)	(0:11.50)					
7	1	BLITZBURG	6	69.9	0:10.42	0:57.05 [7]	0:43.22 [8]	0:32.80 [8]	0:22.38 [8]	0:11.80 [7]	5.06L			0:32.80	-3
		Jasper Franklin		400m	800m	(0:13.83)	(0:10.42)	(0:10.42)	(0:10.58)	(0:11.80)					
8	7	STEFFI ELECTRICA	4	69.4	0:10.38	0:57.16 [8]	0:43.70 [6]	0:33.32 [6]	0:22.91 [4]	0:12.13 [6]	5.73L			0:33.32	+0
		Damien Thornton		600m	800m	(0:13.46)	(0:10.38)	(0:10.41)	(0:10.78)	(0:12.13)					
9	8	MISS FORCE	1	72.1	0:10.38	0:57.21 [9]	0:44.39 [1]	0:34.01 [1]	0:23.34 [1]	0:12.35 [4]	6.04L			0:34.01	+3
		Mark Du Plessis		800m	800m	(0:12.82)	(0:10.38)	(0:10.67)	(0:10.99)	(0:12.35)					

Scratched: Evareadymiss (#6)



Horse/Jockey Name	Earn To Burn
Final Rank	1
Fastest Section Time (Section)	0:10.31 (800m)
Top Speed [km/h] (Section)	69.9 (800m)
Race State	Finished

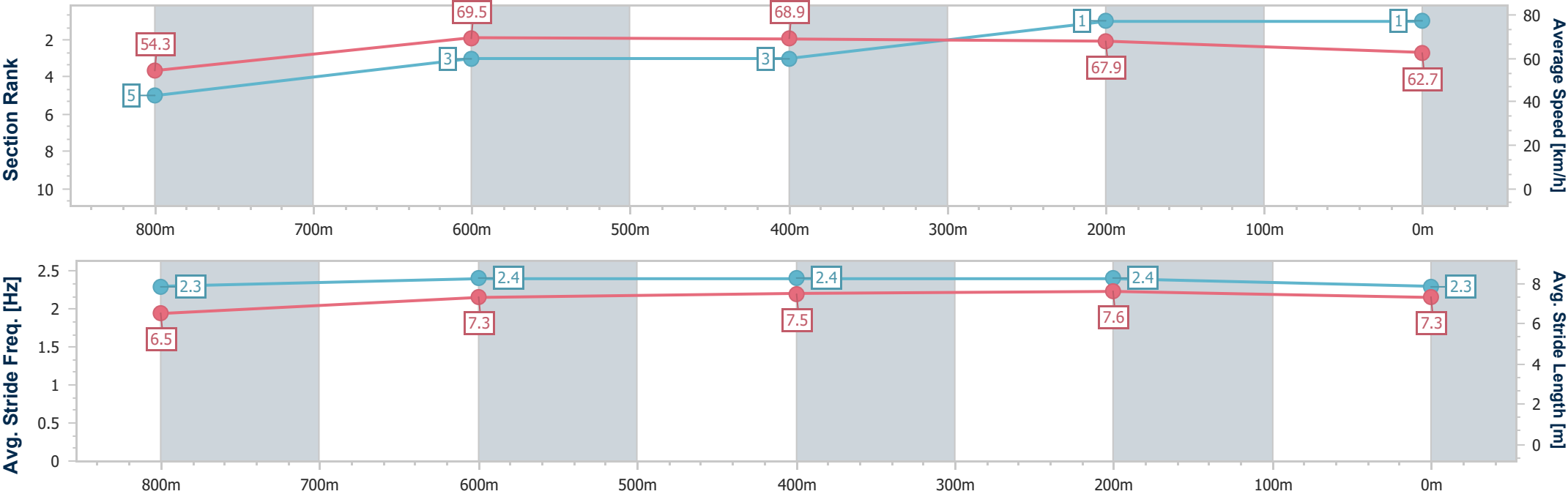


Eagle Farm Professional
Race 5: DRINKWISE QTIS Three-Year-Old Handicap - 1000m
31 January 2026 - 14:38
Track Rating: Good 4, Weather: Overcast, Rail Position: +2m Entire



BRISBANE
RACING CLUB

Section	Overall	800m	600m	400m	200m														
Section Times	0:56.18 [1] (0:13.30)	0:42.88 [5] (0:10.31)	0:32.57 [3] (0:10.47)	0:22.10 [3] (0:10.60)	0:11.50 [1] (0:11.50)														
Average Speed [km/h]	54.3	69.5	68.9	67.9	62.7														
Top Speed [km/h]	69.4	69.9	69.6	68.8	66.1														
Avg. Dist. to Rail [m]	2.7	1.2	1.5	5.9	7.8														
Avg. Stride Freq. [Hz]	2.3	2.4	2.4	2.4	2.3														
Avg. Stride Length [m]	6.5	7.3	7.5	7.6	7.3														





Horse/Jockey Name	Get Ready Lass
Final Rank	2
Fastest Section Time (Section)	0:10.50 (800m)
Top Speed [km/h] (Section)	70.3 (400m)
Race State	Finished

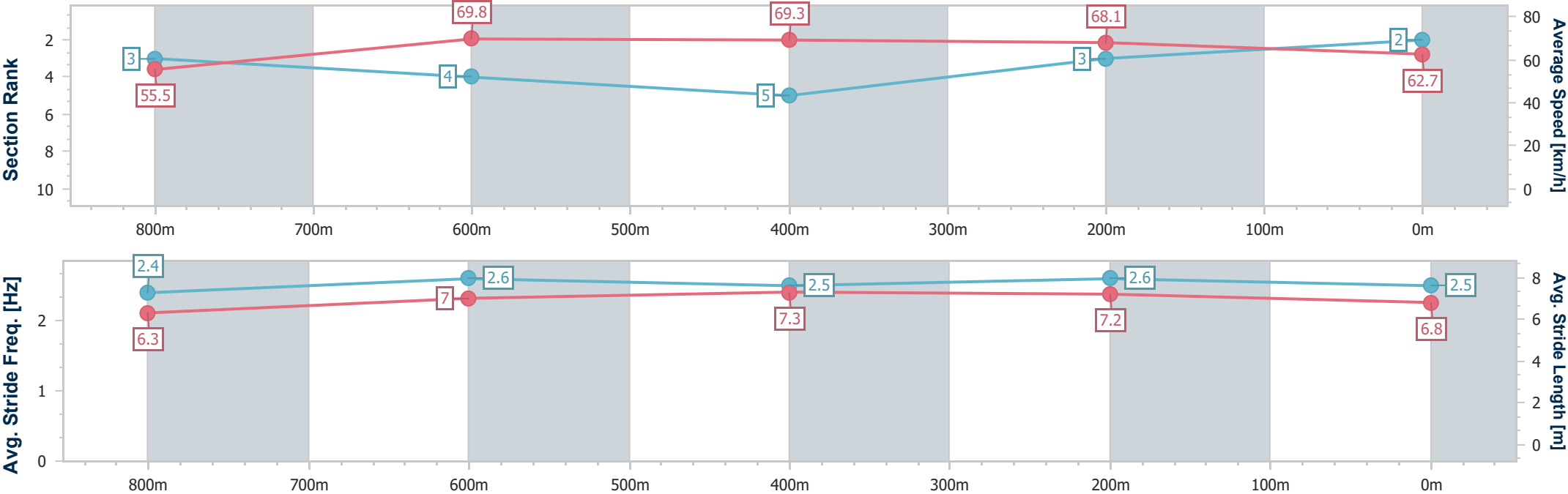


Eagle FarmProfessional
Race 5: DRINKWISE QTIS Three-Year-Old Handicap - 1000m
31 January 2026 - 14:38
Track Rating: Good 4, Weather: Overcast, Rail Position: +2m Entire



BRISBANE
RACING CLUB

Section	Overall	800m	600m	400m	200m										
Section Times	0:56.34 [2] (0:13.13)	0:43.21 [3] (0:10.50)	0:32.71 [4] (0:10.65)	0:22.06 [5] (0:10.57)	0:11.49 [3] (0:11.49)										
Average Speed [km/h]	55.5	69.8	69.3	68.1	62.7										
Top Speed [km/h]	69.5	70.3	69.9	70.3	66.3										
Avg. Dist. to Rail [m]	8.1	4.6	4.4	7.9	9.4										
Avg. Stride Freq. [Hz]	2.4	2.6	2.5	2.6	2.5										
Avg. Stride Length [m]	6.3	7.0	7.3	7.2	6.8										



[] Ranking at each section and finish
-.-.- No data available at this section
NA No data available



Horse/Jockey Name	Cryptic Beauty
Final Rank	3
Fastest Section Time (Section)	0:10.49 (600m)
Top Speed [km/h] (Section)	69.3 (400m)
Race State	Finished

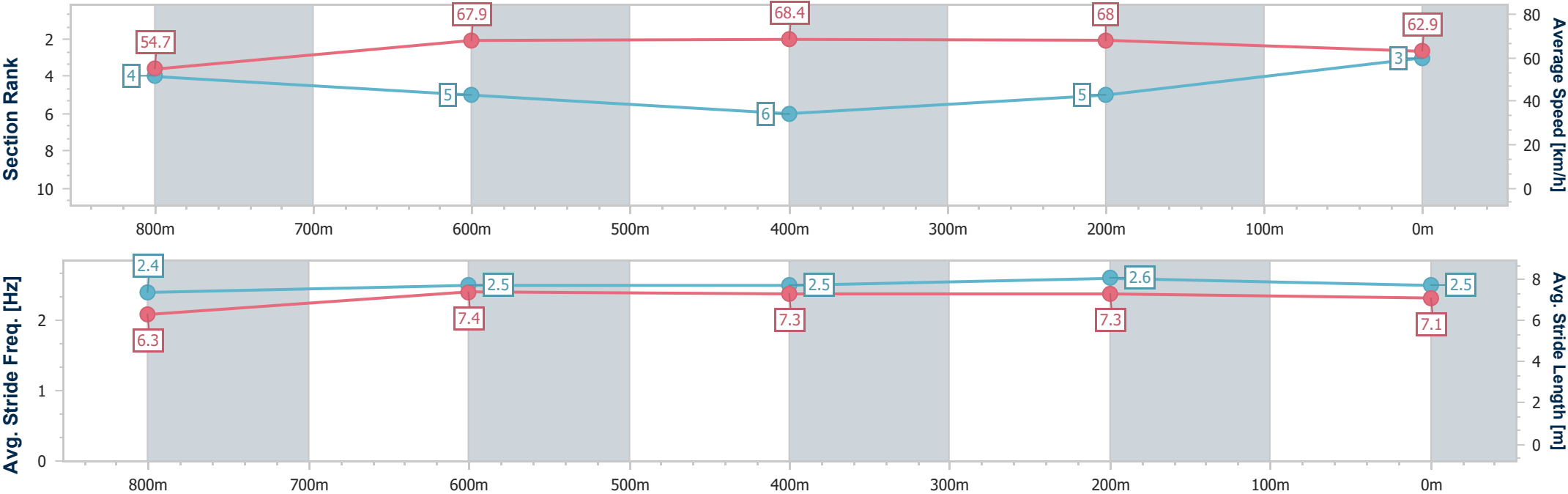


Eagle FarmProfessional
Race 5: DRINKWISE QTIS Three-Year-Old Handicap - 1000m
31 January 2026 - 14:38
Track Rating: Good 4, Weather: Overcast, Rail Position: +2m Entire



BRISBANE
RACING CLUB

Section	Overall	800m	600m	400m	200m														
Section Times	0:56.37 [3] (0:13.27)	0:43.10 [4] (0:10.54)	0:32.56 [5] (0:10.49)	0:22.07 [6] (0:10.62)	0:11.45 [5] (0:11.45)														
Average Speed [km/h]	54.7	67.9	68.4	68.0	62.9														
Top Speed [km/h]	68.2	68.3	68.8	69.3	66.2														
Avg. Dist. to Rail [m]	3.8	0.4	1.0	3.8	5.5														
Avg. Stride Freq. [Hz]	2.4	2.5	2.5	2.6	2.5														
Avg. Stride Length [m]	6.3	7.4	7.3	7.3	7.1														



[] Ranking at each section and finish
-.-.- No data available at this section
NA No data available



Horse/Jockey Name	Shadwell Lane
Final Rank	4
Fastest Section Time (Section)	0:10.37 (800m)
Top Speed [km/h] (Section)	70.6 (400m)
Race State	Finished

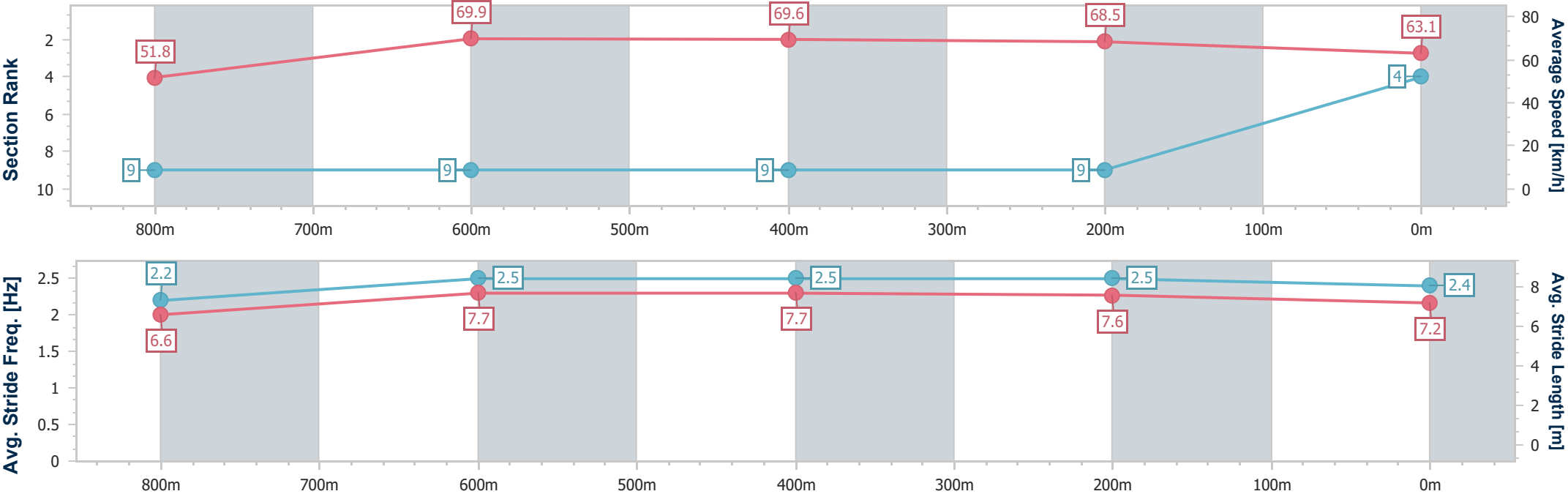


Eagle FarmProfessional
Race 5: DRINKWISE QTIS Three-Year-Old Handicap - 1000m
31 January 2026 - 14:38
Track Rating: Good 4, Weather: Overcast, Rail Position: +2m Entire



BRISBANE
RACING CLUB

Section	Overall	800m	600m	400m	200m														
Section Times	0:56.74 [4] (0:13.94)	0:42.80 [9] (0:10.37)	0:32.43 [9] (0:10.51)	0:21.92 [9] (0:10.51)	0:11.41 [9] (0:11.41)														
Average Speed [km/h]	51.8	69.9	69.6	68.5	63.1														
Top Speed [km/h]	69.2	70.1	70.0	70.6	67.0														
Avg. Dist. to Rail [m]	6.0	1.4	2.8	4.7	5.7														
Avg. Stride Freq. [Hz]	2.2	2.5	2.5	2.5	2.4														
Avg. Stride Length [m]	6.6	7.7	7.7	7.6	7.2														



[] Ranking at each section and finish
-.-.- No data available at this section
NA No data available



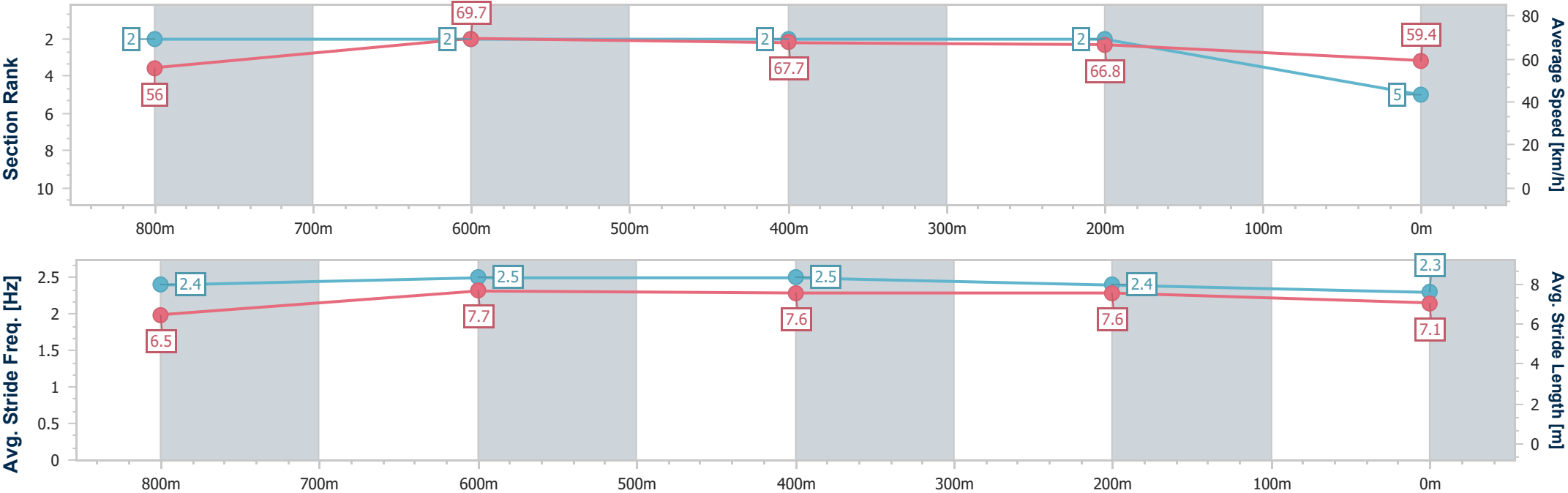
Horse/Jockey Name	Sweet Hesitation
Final Rank	5
Fastest Section Time (Section)	0:10.37 (800m)
Top Speed [km/h] (Section)	70.7 (800m)
Race State	Finished



Eagle FarmProfessional
Race 5: DRINKWISE QTIS Three-Year-Old Handicap - 1000m
31 January 2026 - 14:38
Track Rating: Good 4, Weather: Overcast, Rail Position: +2m Entire



Section	Overall	800m	600m	400m	200m														
Section Times	0:56.79 [5] (0:12.93)	0:43.86 [2] (0:10.37)	0:33.49 [2] (0:10.60)	0:22.89 [2] (0:10.79)	0:12.10 [2] (0:12.10)														
Average Speed [km/h]	56.0	69.7	67.7	66.8	59.4														
Top Speed [km/h]	69.9	70.7	68.9	68.9	64.1														
Avg. Dist. to Rail [m]	2.0	1.3	0.6	1.1	3.0														
Avg. Stride Freq. [Hz]	2.4	2.5	2.5	2.4	2.3														
Avg. Stride Length [m]	6.5	7.7	7.6	7.6	7.1														





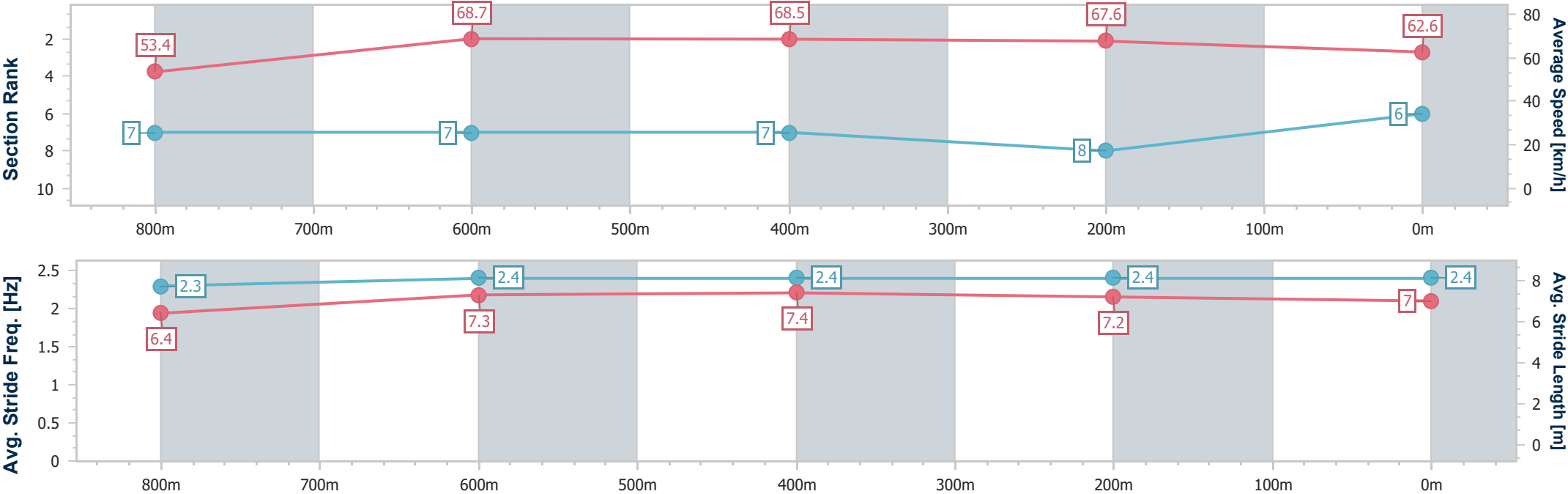
Horse/Jockey Name	Sunrays
Final Rank	6
Fastest Section Time (Section)	0:10.50 (600m)
Top Speed [km/h] (Section)	69.4 (600m)
Race State	Finished



Eagle FarmProfessional
Race 5: DRINKWISE QTIS Three-Year-Old Handicap - 1000m
31 January 2026 - 14:38
Track Rating: Good 4, Weather: Overcast, Rail Position: +2m Entire



Section	Overall	800m	600m	400m	200m														
Section Times	0:56.82 [6] (0:13.59)	0:43.23 [7] (0:10.55)	0:32.68 [7] (0:10.50)	0:22.18 [7] (0:10.68)	0:11.50 [8] (0:11.50)														
Average Speed [km/h]	53.4	68.7	68.5	67.6	62.6														
Top Speed [km/h]	68.5	69.3	69.4	69.2	65.6														
Avg. Dist. to Rail [m]	6.0	1.6	0.7	4.0	5.0														
Avg. Stride Freq. [Hz]	2.3	2.4	2.4	2.4	2.4														
Avg. Stride Length [m]	6.4	7.3	7.4	7.2	7.0														





Horse/Jockey Name	Blitzburg
Final Rank	7
Fastest Section Time (Section)	0:10.42 (800m)
Top Speed [km/h] (Section)	69.9 (400m)
Race State	Finished

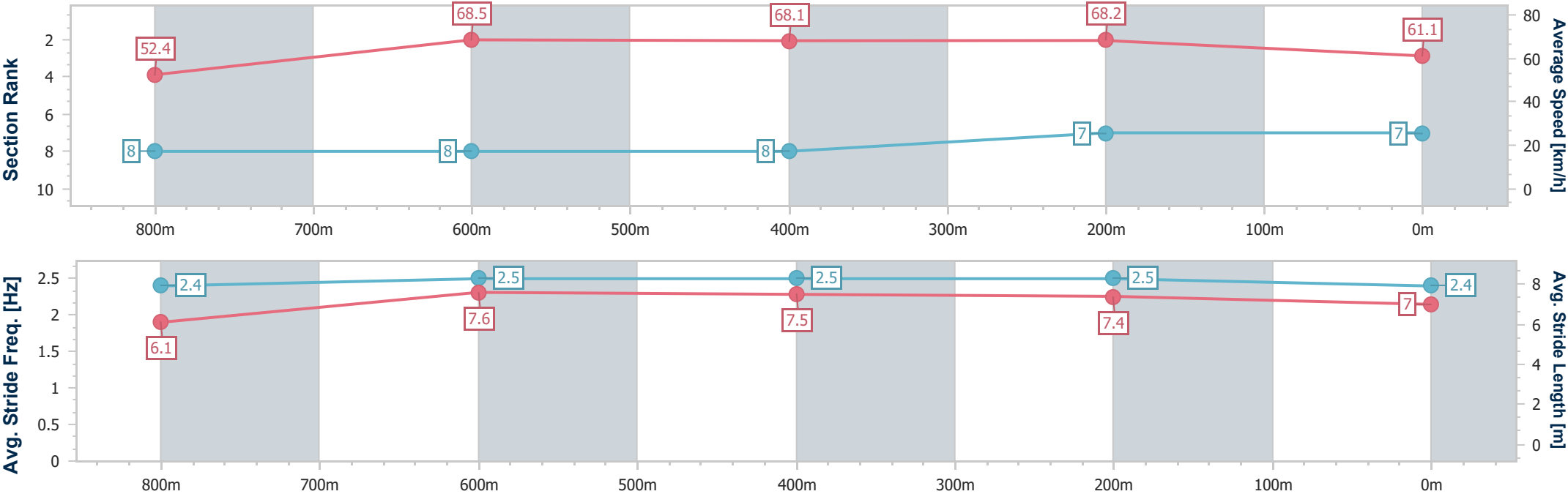


Eagle FarmProfessional
Race 5: DRINKWISE QTIS Three-Year-Old Handicap - 1000m
31 January 2026 - 14:38
Track Rating: Good 4, Weather: Overcast, Rail Position: +2m Entire



BRISBANE
RACING CLUB

Section	Overall	800m	600m	400m	200m														
Section Times	0:57.05 [7] (0:13.83)	0:43.22 [8] (0:10.42)	0:32.80 [8] (0:10.42)	0:22.38 [8] (0:10.58)	0:11.80 [7] (0:11.80)														
Average Speed [km/h]	52.4	68.5	68.1	68.2	61.1														
Top Speed [km/h]	67.6	69.1	69.3	69.9	65.7														
Avg. Dist. to Rail [m]	4.3	1.3	2.6	0.7	0.8														
Avg. Stride Freq. [Hz]	2.4	2.5	2.5	2.5	2.4														
Avg. Stride Length [m]	6.1	7.6	7.5	7.4	7.0														



[] Ranking at each section and finish
-.-.- No data available at this section
NA No data available



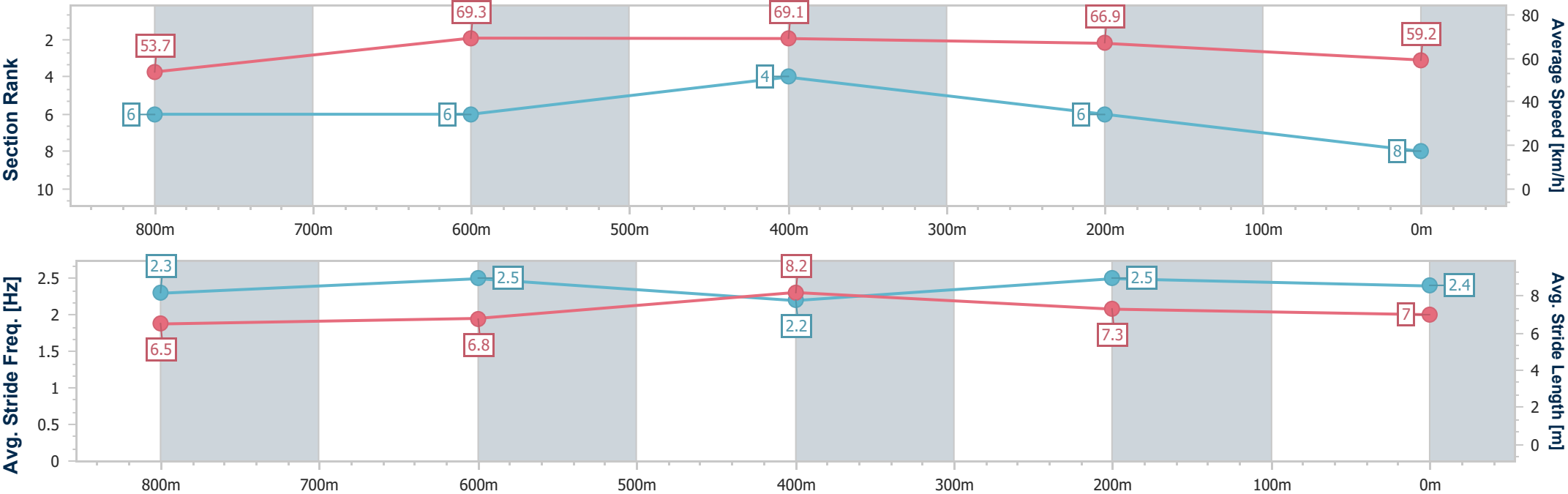
Horse/Jockey Name	Steffi Electrica
Final Rank	8
Fastest Section Time (Section)	0:10.38 (800m)
Top Speed [km/h] (Section)	69.4 (600m)
Race State	Finished



Eagle FarmProfessional
Race 5: DRINKWISE QTIS Three-Year-Old Handicap - 1000m
31 January 2026 - 14:38
Track Rating: Good 4, Weather: Overcast, Rail Position: +2m Entire



Section	Overall	800m	600m	400m	200m														
Section Times	0:57.16 [8] (0:13.46)	0:43.70 [6] (0:10.38)	0:33.32 [6] (0:10.41)	0:22.91 [4] (0:10.78)	0:12.13 [6] (0:12.13)														
Average Speed [km/h]	53.7	69.3	69.1	66.9	59.2														
Top Speed [km/h]	69.0	69.1	69.4	69.1	63.7														
Avg. Dist. to Rail [m]	4.1	0.3	0.7	3.7	5.2														
Avg. Stride Freq. [Hz]	2.3	2.5	2.2	2.5	2.4														
Avg. Stride Length [m]	6.5	6.8	8.2	7.3	7.0														



- [] Ranking at each section and finish
- .-.- No data available at this section
- NA No data available



Horse/Jockey Name	Miss Force
Final Rank	9
Fastest Section Time (Section)	0:10.38 (800m)
Top Speed [km/h] (Section)	72.1 (800m)
Race State	Finished

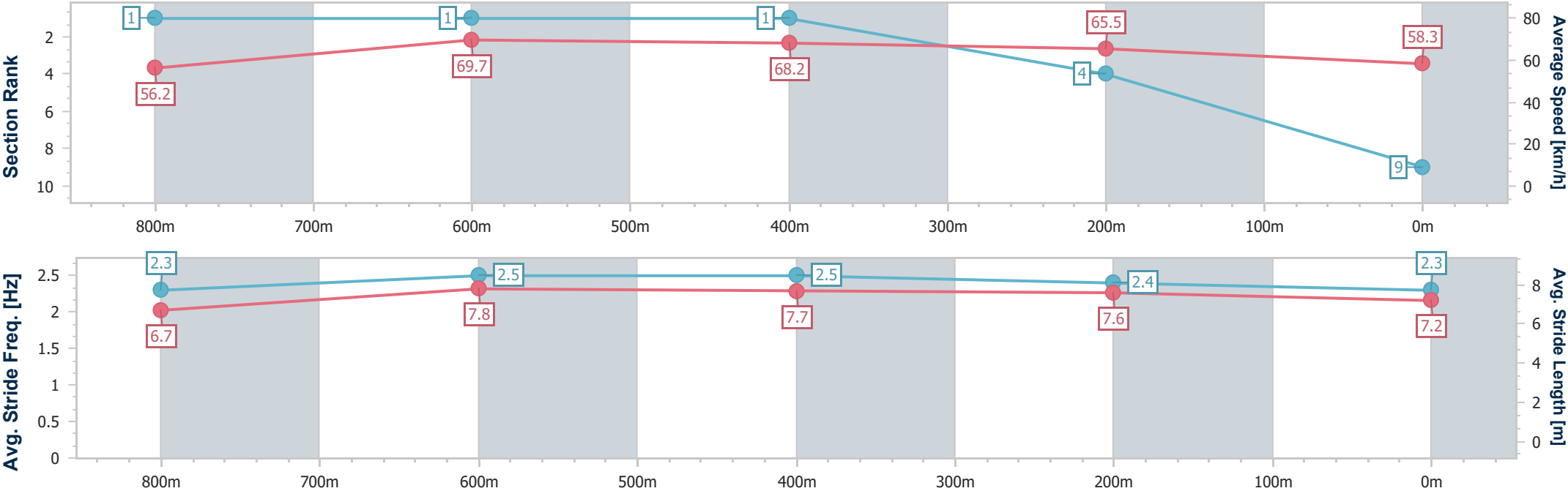


Eagle FarmProfessional
Race 5: DRINKWISE QTIS Three-Year-Old Handicap - 1000m
31 January 2026 - 14:38
Track Rating: Good 4, Weather: Overcast, Rail Position: +2m Entire



BRISBANE
RACING CLUB

Section	Overall	800m	600m	400m	200m														
Section Times	0:57.21 [9] (0:12.82)	0:44.39 [1] (0:10.38)	0:34.01 [1] (0:10.67)	0:23.34 [1] (0:10.99)	0:12.35 [4] (0:12.35)														
Average Speed [km/h]	56.2	69.7	68.2	65.5	58.3														
Top Speed [km/h]	71.9	72.1	69.6	68.2	62.1														
Avg. Dist. to Rail [m]	0.5	1.2	1.9	2.2	2.2														
Avg. Stride Freq. [Hz]	2.3	2.5	2.5	2.4	2.3														
Avg. Stride Length [m]	6.7	7.8	7.7	7.6	7.2														





Eagle Farm Professional
Race 6: GIRLS DAY OUT ON SALE NOW BENCHMARK 70 Handicap - 1600m
31 January 2026 - 15:19



Track Rating: Good 4, Weather: Overcast, Rail Position: +2m Entire

Section					Overall	1400m	1200m	1000m	800m	600m	400m	Last 600m		
Field Times					1:35.30 (0:13.59)	1:21.71 (0:11.73)	1:09.98 (0:12.15)	0:57.83 (0:11.95)	0:45.88 (0:11.77)	0:34.11 (0:11.20)	0:22.91 (0:11.09)	0:34.11		
Rank	TAB	Horse/Jockey	Barrier	Top Speed [km/h]	Fastest Section									Distance Travelled [m]
1	6	REZONE	3	67.3	0:10.90	1:35.30 [1]	1:21.14 [6]	1:09.37 [6]	0:57.14 [6]	0:45.41 [5]	0:33.71 [5]	0:22.69 [3]	0:33.71	
		Jai Williams		400m	400m	(0:14.16)	(0:11.77)	(0:12.23)	(0:11.73)	(0:11.70)	(0:11.02)	(0:10.90)		
2	8	LUTON HOO	9	67.3	0:10.97	1:35.35 [2]	1:21.26 [5]	1:09.48 [5]	0:57.88 [1]	0:45.93 [1]	0:34.06 [2]	0:22.84 [2]	0:34.06	+11
		Jasper Franklin		400m	400m	(0:14.09)	(0:11.78)	(0:11.60)	(0:11.95)	(0:11.87)	(0:11.22)	(0:10.97)		
3	3	DETRIMENTAL	10	66.5	0:11.15	1:35.50 [3]	1:21.91 [1]	1:10.18 [1]	0:57.92 [2]	0:46.06 [2]	0:34.31 [1]	0:23.11 [1]	0:34.31	+1
		Corey Sutherland		Overall	400m	(0:13.59)	(0:11.73)	(0:12.26)	(0:11.86)	(0:11.75)	(0:11.20)	(0:11.15)		
4	4	ECLAIR AWESOME	8	66.9	0:10.94	1:35.69 [4]	1:21.91 [3]	1:09.99 [4]	0:57.74 [5]	0:45.66 [6]	0:33.98 [6]	0:22.70 [6]	0:33.98	+12
		Ryan Maloney		400m	400m	(0:13.78)	(0:11.92)	(0:12.25)	(0:12.08)	(0:11.68)	(0:11.28)	(0:10.94)		
5	15	ZHENG YOU	2	66.7	0:11.02	1:35.70 [5]	1:21.91 [4]	1:10.16 [3]	0:58.01 [3]	0:46.15 [3]	0:34.40 [3]	0:23.05 [4]	0:34.40	+8
		Damien Thornton		400m	400m	(0:13.79)	(0:11.75)	(0:12.15)	(0:11.86)	(0:11.75)	(0:11.35)	(0:11.02)		
6	5	HEADHUNTER	1	67.4	0:10.87	1:35.70 [6]	1:21.43 [7]	1:09.66 [8]	0:57.34 [9]	0:45.48 [7]	0:33.97 [7]	0:22.67 [7]	0:33.97	+6
		Jag Guthmann-Chester		400m	400m	(0:14.27)	(0:11.77)	(0:12.32)	(0:11.86)	(0:11.51)	(0:11.30)	(0:10.87)		
7	10	MAPLE DOOR	4	67.8	0:10.82	1:35.89 [7]	1:21.52 [10]	1:09.58 [11]	0:57.28 [11]	0:45.23 [11]	0:33.79 [11]	0:22.73 [8]	0:33.79	+6
		Andrew Mallyon		400m	400m	(0:14.37)	(0:11.94)	(0:12.30)	(0:12.05)	(0:11.44)	(0:11.06)	(0:10.82)		
8	14	LA ROSETTA	5	66.1	0:10.96	1:35.92 [8]	1:21.63 [8]	1:09.91 [7]	0:57.66 [7]	0:45.65 [8]	0:34.05 [8]	0:22.68 [10]	0:34.05	+11
		Cejay Graham		400m	400m	(0:14.29)	(0:11.72)	(0:12.25)	(0:12.01)	(0:11.60)	(0:11.37)	(0:10.96)		
9	12	THEBARBEROFSEVILLE	7	65.6	0:11.20	1:35.99 [9]	1:22.25 [2]	1:10.45 [2]	0:58.25 [4]	0:46.27 [4]	0:34.63 [4]	0:23.31 [5]	0:34.63	+12
		Mark Du Plessis		600m	400m	(0:13.74)	(0:11.80)	(0:12.20)	(0:11.98)	(0:11.64)	(0:11.32)	(0:11.20)		
10	1	BENGAL BOY	6	67.4	0:10.90	1:36.02 [10]	1:21.50 [11]	1:09.79 [10]	0:57.66 [8]	0:45.60 [9]	0:33.97 [10]	0:22.73 [11]	0:33.97	+12
		Benjamin Osmond		400m	400m	(0:14.52)	(0:11.71)	(0:12.13)	(0:12.06)	(0:11.63)	(0:11.24)	(0:10.90)		

Scratched: Call Me Legend (#9), Ramp It Up (#2), Wild Gypsy (#13), Caracoron (#7)



Eagle Farm Professional
Race 6: GIRLS DAY OUT ON SALE NOW BENCHMARK 70 Handicap - 1600m
31 January 2026 - 15:19



Track Rating: Good 4, Weather: Overcast, Rail Position: +2m Entire

Section					Overall	1400m	1200m	1000m	800m	600m	400m	Last 600m			
Field Times					1:35.30 (0:13.59)	1:21.71 (0:11.73)	1:09.98 (0:12.15)	0:57.83 (0:11.95)	0:45.88 (0:11.77)	0:34.11 (0:11.20)	0:22.91 (0:11.09)	0:34.11			
Rank	TAB	Horse/Jockey	Barrier	Top Speed [km/h]	Fastest Section										Distance Travelled [m]
11	17	SANCTUARY STORM	11	68.0	0:10.80	1:36.36 [11]	1:21.75 [13]	1:09.83 [12]	0:57.62 [12]	0:45.59 [12]	0:34.01 [13]	0:22.96 [12]	0:34.01	+11	
		Daniel Moor		400m	400m	(0:14.61)	(0:11.92)	(0:12.21)	(0:12.03)	(0:11.58)	(0:11.05)	(0:10.80)			
12	11	ARTFUL GIRL	12	65.4	0:11.28	1:36.96 [12]	1:22.39 [12]	1:10.24 [13]	0:58.19 [13]	0:46.18 [13]	0:34.67 [12]	0:23.32 [13]	0:34.67	+17	
		Emily Lang		600m	400m	(0:14.57)	(0:12.15)	(0:12.05)	(0:12.01)	(0:11.51)	(0:11.35)	(0:11.28)			
13	16	JEMOMA ALPILAGE	13	66.9	0:11.16	1:37.06 [13]	1:22.75 [9]	1:10.85 [9]	0:58.64 [10]	0:46.60 [10]	0:35.06 [9]	0:23.87 [9]	0:35.06	+14	
		Kyle Wilson-Taylor		600m	400m	(0:14.31)	(0:11.90)	(0:12.21)	(0:12.04)	(0:11.54)	(0:11.19)	(0:11.16)			

Scratched: Call Me Legend (#9), Ramp It Up (#2), Wild Gypsy (#13), Caracoron (#7)



Eagle Farm Professional
Race 6: GIRLS DAY OUT ON SALE NOW BENCHMARK 70 Handicap -
1600m

31 January 2026 - 15:19



Track Rating: Good 4, Weather: Overcast, Rail Position: +2m Entire

Section Field Times		200m 0:11.82 (0:11.82)		Last 600m 0:34.11			
Rank	TAB	Horse/Jockey	Barrier	Top Speed [km/h]	Fastest Section	Margin	Distance Travelled [m]
1	6	REZONE	3	67.3	0:10.90	0:11.79 [2]	1:35.30
		Jai Williams		400m	400m	(0:11.79)	0:33.71
2	8	LUTON HOO	9	67.3	0:10.97	0:11.87 [1]	0.31L
		Jasper Franklin		400m	400m	(0:11.87)	0:34.06 +11
3	3	DETRIMENTAL	10	66.5	0:11.15	0:11.96 [3]	1.19L
		Corey Sutherland		Overall	400m	(0:11.96)	0:34.31 +1
4	4	ECLAIR AWESOME	8	66.9	0:10.94	0:11.76 [7]	2.3L
		Ryan Maloney		400m	400m	(0:11.76)	0:33.98 +12
5	15	ZHENG YOU	2	66.7	0:11.02	0:12.03 [4]	2.38L
		Damien Thornton		400m	400m	(0:12.03)	0:34.40 +8
6	5	HEADHUNTER	1	67.4	0:10.87	0:11.80 [6]	2.4L
		Jag Guthmann-Chester		400m	400m	(0:11.80)	0:33.97 +6
7	10	MAPLE DOOR	4	67.8	0:10.82	0:11.91 [8]	3.47L
		Andrew Mallyon		400m	400m	(0:11.91)	0:33.79 +6
8	14	LA ROSETTA	5	66.1	0:10.96	0:11.72 [11]	3.64L
		Cejay Graham		400m	400m	(0:11.72)	0:34.05 +11
9	12	THEBARBEROFSEVILLE	7	65.6	0:11.20	0:12.11 [5]	4.06L
		Mark Du Plessis		600m	400m	(0:12.11)	0:34.63 +12
10	1	BENGAL BOY	6	67.4	0:10.90	0:11.83 [9]	4.26L
		Benjamin Osmond		400m	400m	(0:11.83)	0:33.97 +12

Scratched: Call Me Legend (#9), Ramp It Up (#2), Wild Gypsy (#13), Caracoron (#7)

Report Created: Sat 31 January 2026 15:38 GMT+1 (Note: Timing is based on position data)

Page 3/17

[] Ranking at each section and finish
-:-:- No data available at this section
NA No data available

SCN Saddle cloth number
DNF Did not finish
DNT Did not track

data processed by  TRIPLESDATA



Eagle Farm Professional
Race 6: GIRLS DAY OUT ON SALE NOW BENCHMARK 70 Handicap - 1600m
31 January 2026 - 15:19



Track Rating: Good 4, Weather: Overcast, Rail Position: +2m Entire

Section		200m					Last 600m		
Field Times		0:11.82 (0:11.82)					0:34.11		
Rank	TAB	Horse/Jockey	Barrier	Top Speed [km/h]	Fastest Section	Margin		Distance Travelled [m]	
11	17	SANCTUARY STORM	11	68.0	0:10.80	0:12.16 [10]	6.23L	0:34.01	+11
		Daniel Moor		400m	400m	(0:12.16)			
12	11	ARTFUL GIRL	12	65.4	0:11.28	0:12.04 [13]	9.81L	0:34.67	+17
		Emily Lang		600m	400m	(0:12.04)			
13	16	JEMOMA ALPILAGE	13	66.9	0:11.16	0:12.71 [12]	10.35L	0:35.06	+14
		Kyle Wilson-Taylor		600m	400m	(0:12.71)			

Scratched: Call Me Legend (#9), Ramp It Up (#2), Wild Gypsy (#13), Caracoron (#7)



Horse/Jockey Name	Rezone
Final Rank	1
Fastest Section Time (Section)	0:10.90 (400m)
Top Speed [km/h] (Section)	67.3 (400m)
Race State	Finished



Eagle Farm Professional
Race 6: GIRLS DAY OUT ON SALE NOW BENCHMARK 70
Handicap - 1600m

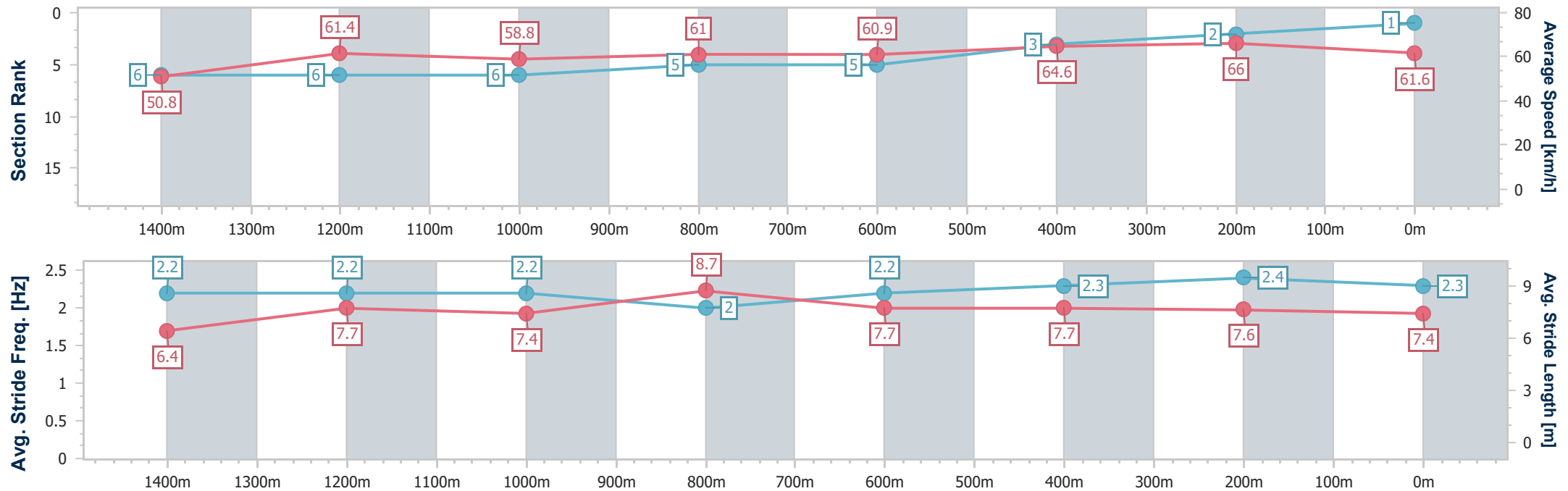
31 January 2026 - 15:19

Track Rating: Good 4, Weather: Overcast, Rail Position: +2m Entire



BRISBANE
RACING CLUB

Section	Overall	1400m	1200m	1000m	800m	600m	400m	200m					
Section Times	1:35.30 [1] (0:14.16)	1:21.14 [6] (0:11.77)	1:09.37 [6] (0:12.23)	0:57.14 [6] (0:11.73)	0:45.41 [5] (0:11.70)	0:33.71 [5] (0:11.02)	0:22.69 [3] (0:10.90)	0:11.79 [2] (0:11.79)					
Average Speed [km/h]	50.8	61.4	58.8	61.0	60.9	64.6	66.0	61.6					
Top Speed [km/h]	63.2	63.1	60.0	62.5	62.3	67.1	67.3	63.8					
Avg. Dist. to Rail [m]	6.8	0.8	0.9	1.3	2.3	1.8	2.3	4.7					
Avg. Stride Freq. [Hz]	2.2	2.2	2.2	2.0	2.2	2.3	2.4	2.3					
Avg. Stride Length [m]	6.4	7.7	7.4	8.7	7.7	7.7	7.6	7.4					





Horse/Jockey Name	Luton Hoo
Final Rank	2
Fastest Section Time (Section)	0:10.97 (400m)
Top Speed [km/h] (Section)	67.3 (400m)
Race State	Finished



Eagle Farm Professional
Race 6: GIRLS DAY OUT ON SALE NOW BENCHMARK 70
Handicap - 1600m

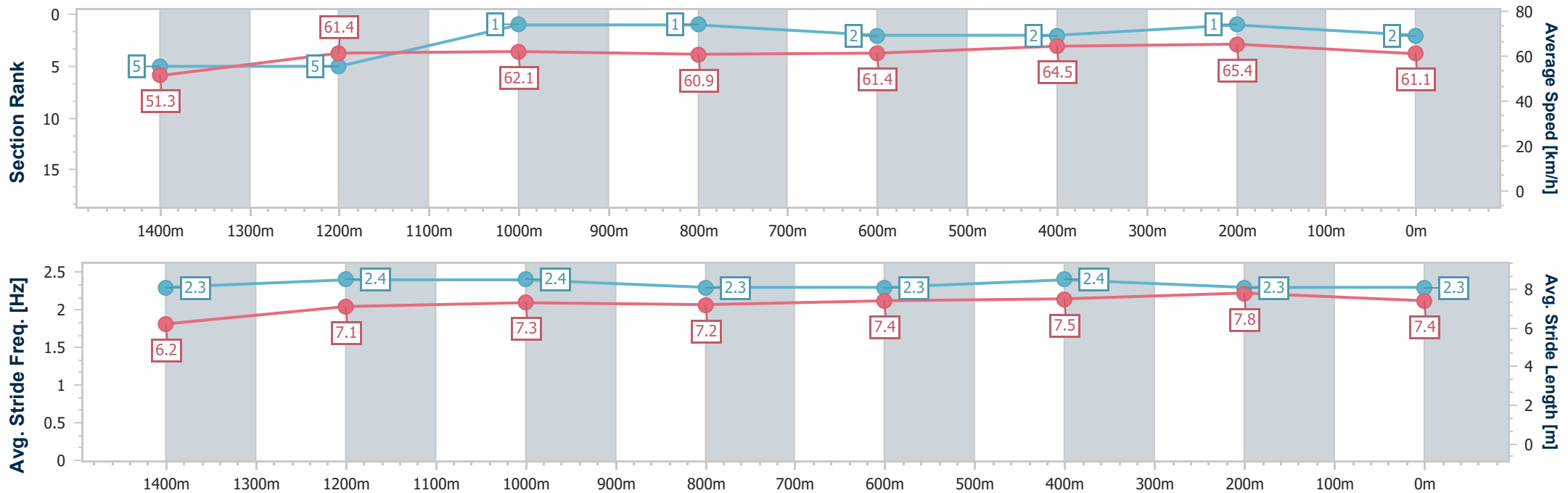
31 January 2026 - 15:19

Track Rating: Good 4, Weather: Overcast, Rail Position: +2m Entire



BRISBANE
RACING CLUB

Section	Overall	1400m	1200m	1000m	800m	600m	400m	200m					
Section Times	1:35.35 [2] (0:14.09)	1:21.26 [5] (0:11.78)	1:09.48 [5] (0:11.60)	0:57.88 [1] (0:11.95)	0:45.93 [1] (0:11.87)	0:34.06 [2] (0:11.22)	0:22.84 [2] (0:10.97)	0:11.87 [1] (0:11.87)					
Average Speed [km/h]	51.3	61.4	62.1	60.9	61.4	64.5	65.4	61.1					
Top Speed [km/h]	63.1	62.6	63.2	61.7	62.0	66.4	67.3	63.0					
Avg. Dist. to Rail [m]	10.7	3.8	4.3	2.6	2.3	0.4	4.0	6.9					
Avg. Stride Freq. [Hz]	2.3	2.4	2.4	2.3	2.3	2.4	2.3	2.3					
Avg. Stride Length [m]	6.2	7.1	7.3	7.2	7.4	7.5	7.8	7.4					





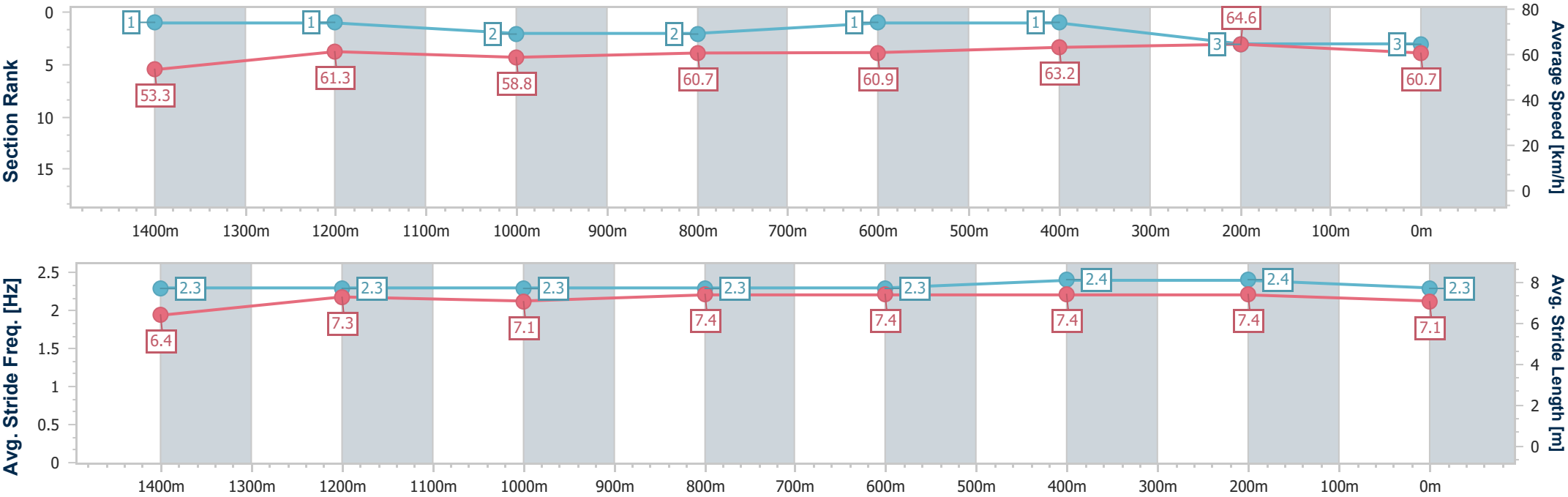
Horse/Jockey Name	Detrimental
Final Rank	3
Fastest Section Time (Section)	0:11.15 (400m)
Top Speed [km/h] (Section)	66.5 (Overall)
Race State	Finished



Eagle Farm Professional
Race 6: GIRLS DAY OUT ON SALE NOW BENCHMARK 70
Handicap - 1600m
31 January 2026 - 15:19
Track Rating: Good 4, Weather: Overcast, Rail Position: +2m Entire



Section	Overall	1400m	1200m	1000m	800m	600m	400m	200m					
Section Times	1:35.50 [3] (0:13.59)	1:21.91 [1] (0:11.73)	1:10.18 [1] (0:12.26)	0:57.92 [2] (0:11.86)	0:46.06 [2] (0:11.75)	0:34.31 [1] (0:11.20)	0:23.11 [1] (0:11.15)	0:11.96 [3] (0:11.96)					
Average Speed [km/h]	53.3	61.3	58.8	60.7	60.9	63.2	64.6	60.7					
Top Speed [km/h]	66.5	65.4	60.7	61.2	61.5	64.7	66.3	63.7					
Avg. Dist. to Rail [m]	10.9	1.0	1.1	0.4	1.3	3.3	1.2	2.9					
Avg. Stride Freq. [Hz]	2.3	2.3	2.3	2.3	2.3	2.4	2.4	2.3					
Avg. Stride Length [m]	6.4	7.3	7.1	7.4	7.4	7.4	7.4	7.1					





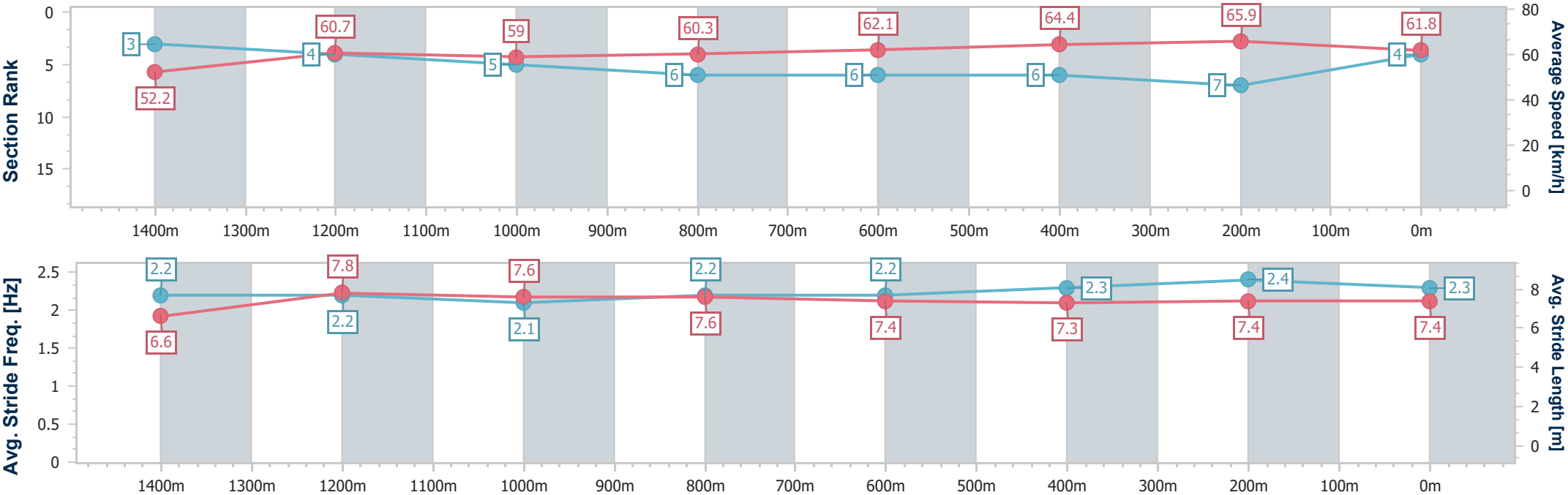
Horse/Jockey Name	Eclair Awesome
Final Rank	4
Fastest Section Time (Section)	0:10.94 (400m)
Top Speed [km/h] (Section)	66.9 (400m)
Race State	Finished



Eagle Farm Professional
Race 6: GIRLS DAY OUT ON SALE NOW BENCHMARK 70
Handicap - 1600m
31 January 2026 - 15:19
Track Rating: Good 4, Weather: Overcast, Rail Position: +2m Entire



Section	Overall	1400m	1200m	1000m	800m	600m	400m	200m					
Section Times	1:35.69 [4] (0:13.78)	1:21.91 [3] (0:11.92)	1:09.99 [4] (0:12.25)	0:57.74 [5] (0:12.08)	0:45.66 [6] (0:11.68)	0:33.98 [6] (0:11.28)	0:22.70 [6] (0:10.94)	0:11.76 [7] (0:11.76)					
Average Speed [km/h]	52.2	60.7	59.0	60.3	62.1	64.4	65.9	61.8					
Top Speed [km/h]	63.2	61.9	59.8	62.3	62.7	66.7	66.9	64.0					
Avg. Dist. to Rail [m]	9.8	2.7	2.8	2.5	1.7	2.3	8.3	10.8					
Avg. Stride Freq. [Hz]	2.2	2.2	2.1	2.2	2.2	2.3	2.4	2.3					
Avg. Stride Length [m]	6.6	7.8	7.6	7.6	7.4	7.3	7.4	7.4					





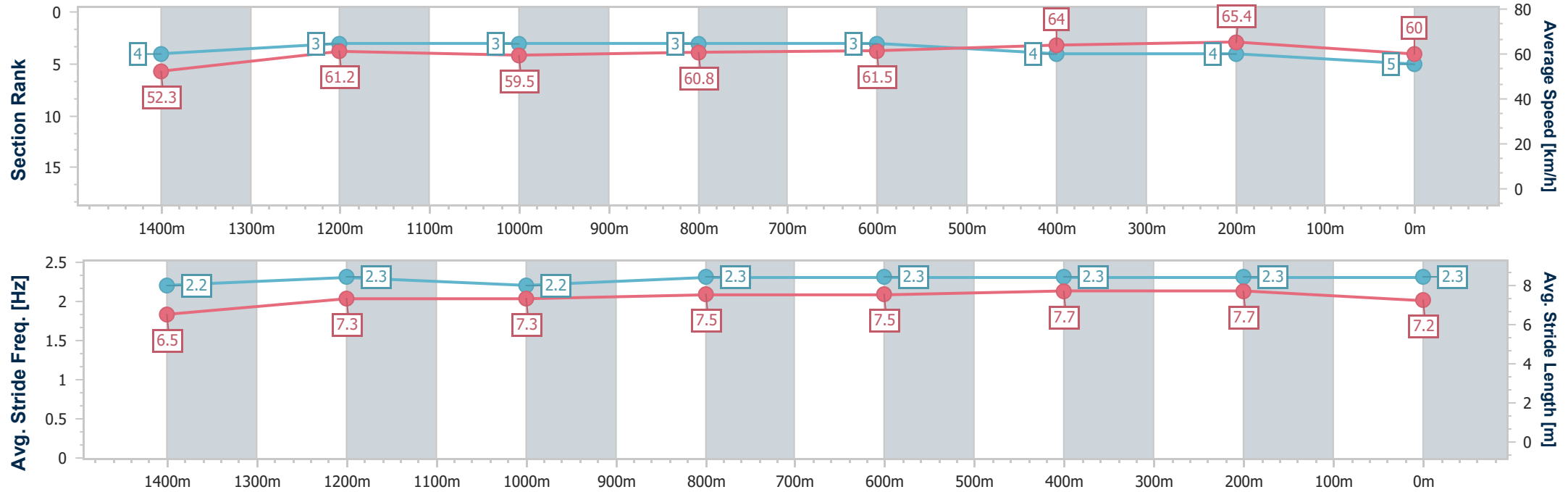
Horse/Jockey Name	Zheng You
Final Rank	5
Fastest Section Time (Section)	0:11.02 (400m)
Top Speed [km/h] (Section)	66.7 (400m)
Race State	Finished



Eagle Farm Professional
Race 6: GIRLS DAY OUT ON SALE NOW BENCHMARK 70
Handicap - 1600m
31 January 2026 - 15:19
Track Rating: Good 4, Weather: Overcast, Rail Position: +2m Entire



Section	Overall	1400m	1200m	1000m	800m	600m	400m	200m					
Section Times	1:35.70 [5] (0:13.79)	1:21.91 [4] (0:11.75)	1:10.16 [3] (0:12.15)	0:58.01 [3] (0:11.86)	0:46.15 [3] (0:11.75)	0:34.40 [3] (0:11.35)	0:23.05 [4] (0:11.02)	0:12.03 [4] (0:12.03)					
Average Speed [km/h]	52.3	61.2	59.5	60.8	61.5	64.0	65.4	60.0					
Top Speed [km/h]	63.9	62.4	59.9	61.9	61.9	66.2	66.7	62.7					
Avg. Dist. to Rail [m]	6.4	1.3	1.3	0.7	0.9	2.1	5.4	7.7					
Avg. Stride Freq. [Hz]	2.2	2.3	2.2	2.3	2.3	2.3	2.3	2.3					
Avg. Stride Length [m]	6.5	7.3	7.3	7.5	7.5	7.7	7.7	7.2					





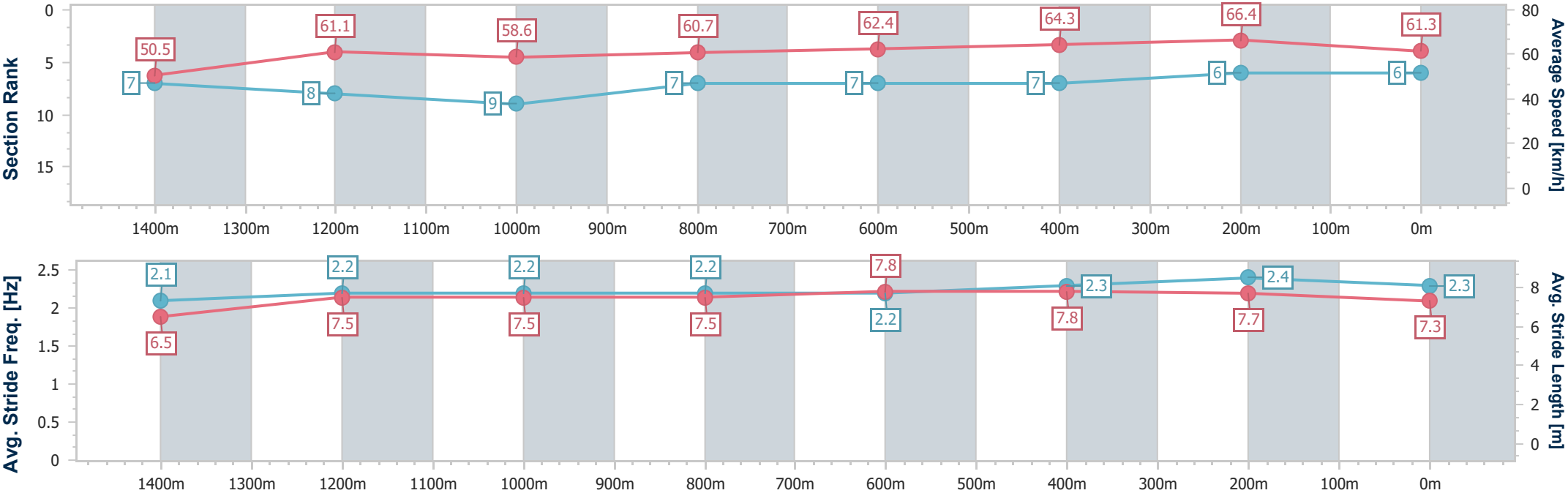
Horse/Jockey Name	Headhunter
Final Rank	6
Fastest Section Time (Section)	0:10.87 (400m)
Top Speed [km/h] (Section)	67.4 (400m)
Race State	Finished



Eagle Farm Professional
Race 6: GIRLS DAY OUT ON SALE NOW BENCHMARK 70
Handicap - 1600m
31 January 2026 - 15:19
Track Rating: Good 4, Weather: Overcast, Rail Position: +2m Entire



Section	Overall	1400m	1200m	1000m	800m	600m	400m	200m						
Section Times	1:35.70 [6] (0:14.27)	1:21.43 [7] (0:11.77)	1:09.66 [8] (0:12.32)	0:57.34 [9] (0:11.86)	0:45.48 [7] (0:11.51)	0:33.97 [7] (0:11.30)	0:22.67 [7] (0:10.87)	0:11.80 [6] (0:11.80)						
Average Speed [km/h]	50.5	61.1	58.6	60.7	62.4	64.3	66.4	61.3						
Top Speed [km/h]	61.8	62.1	60.0	62.9	63.3	67.3	67.4	64.5						
Avg. Dist. to Rail [m]	5.7	1.1	1.0	0.3	0.3	1.6	6.5	6.4						
Avg. Stride Freq. [Hz]	2.1	2.2	2.2	2.2	2.2	2.3	2.4	2.3						
Avg. Stride Length [m]	6.5	7.5	7.5	7.5	7.8	7.8	7.7	7.3						





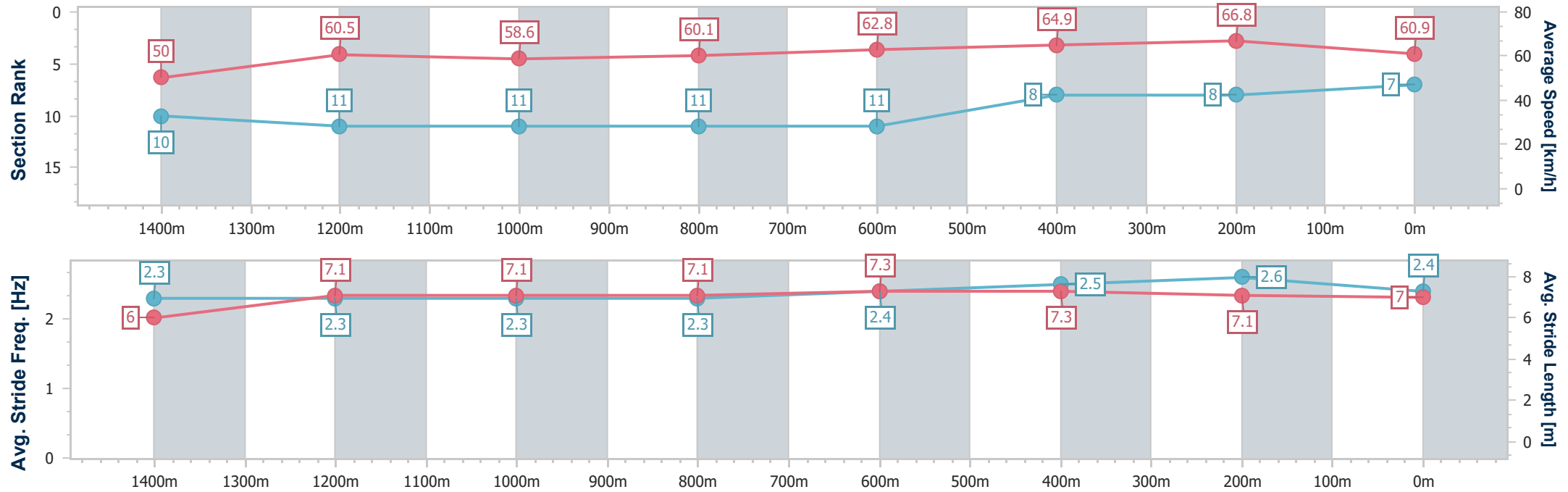
Horse/Jockey Name	Maple Door
Final Rank	7
Fastest Section Time (Section)	0:10.82 (400m)
Top Speed [km/h] (Section)	67.8 (400m)
Race State	Finished



Eagle Farm Professional
Race 6: GIRLS DAY OUT ON SALE NOW BENCHMARK 70
Handicap - 1600m
31 January 2026 - 15:19
Track Rating: Good 4, Weather: Overcast, Rail Position: +2m Entire



Section	Overall	1400m	1200m	1000m	800m	600m	400m	200m					
Section Times	1:35.89 [7] (0:14.37)	1:21.52 [10] (0:11.94)	1:09.58 [11] (0:12.30)	0:57.28 [11] (0:12.05)	0:45.23 [11] (0:11.44)	0:33.79 [11] (0:11.06)	0:22.73 [8] (0:10.82)	0:11.91 [8] (0:11.91)					
Average Speed [km/h]	50.0	60.5	58.6	60.1	62.8	64.9	66.8	60.9					
Top Speed [km/h]	61.2	61.9	60.6	63.6	64.4	66.5	67.8	63.9					
Avg. Dist. to Rail [m]	7.3	1.7	1.9	1.0	0.3	0.6	2.7	4.3					
Avg. Stride Freq. [Hz]	2.3	2.3	2.3	2.3	2.4	2.5	2.6	2.4					
Avg. Stride Length [m]	6.0	7.1	7.1	7.1	7.3	7.3	7.1	7.0					





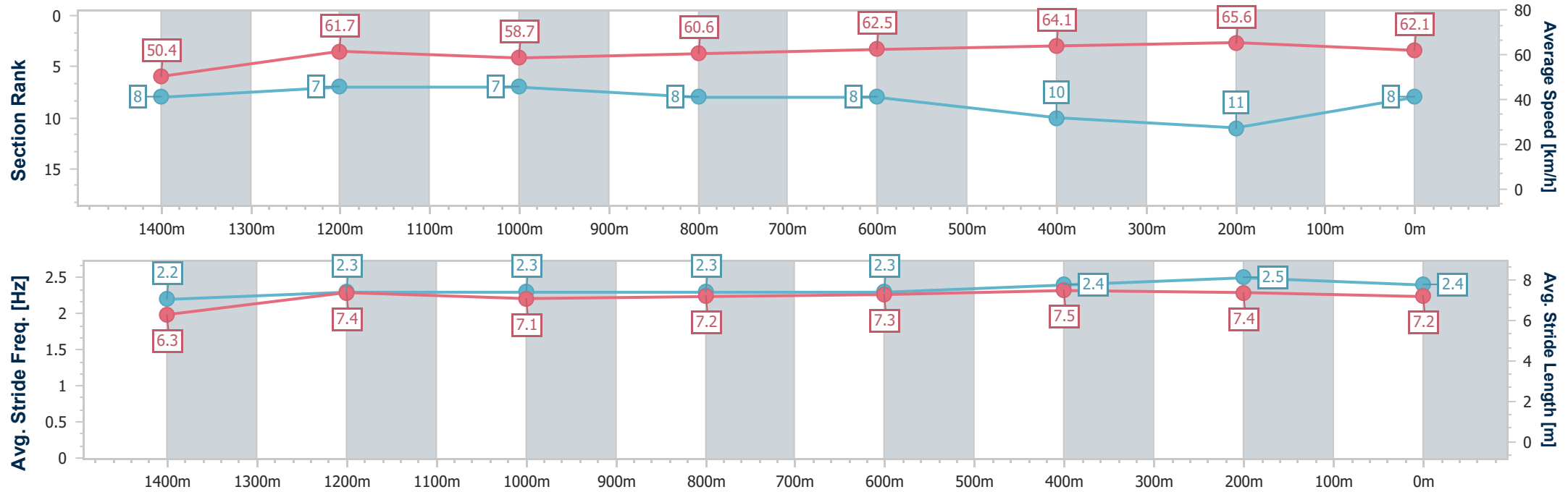
Horse/Jockey Name	La Rosetta
Final Rank	8
Fastest Section Time (Section)	0:10.96 (400m)
Top Speed [km/h] (Section)	66.1 (400m)
Race State	Finished



Eagle Farm Professional
Race 6: GIRLS DAY OUT ON SALE NOW BENCHMARK 70
Handicap - 1600m
31 January 2026 - 15:19
Track Rating: Good 4, Weather: Overcast, Rail Position: +2m Entire



Section	Overall	1400m	1200m	1000m	800m	600m	400m	200m					
Section Times	1:35.92 [8] (0:14.29)	1:21.63 [8] (0:11.72)	1:09.91 [7] (0:12.25)	0:57.66 [7] (0:12.01)	0:45.65 [8] (0:11.60)	0:34.05 [8] (0:11.37)	0:22.68 [10] (0:10.96)	0:11.72 [11] (0:11.72)					
Average Speed [km/h]	50.4	61.7	58.7	60.6	62.5	64.1	65.6	62.1					
Top Speed [km/h]	62.8	62.6	60.0	62.6	63.4	66.1	66.1	64.0					
Avg. Dist. to Rail [m]	8.1	2.1	2.4	1.8	1.4	2.4	6.5	7.2					
Avg. Stride Freq. [Hz]	2.2	2.3	2.3	2.3	2.3	2.4	2.5	2.4					
Avg. Stride Length [m]	6.3	7.4	7.1	7.2	7.3	7.5	7.4	7.2					





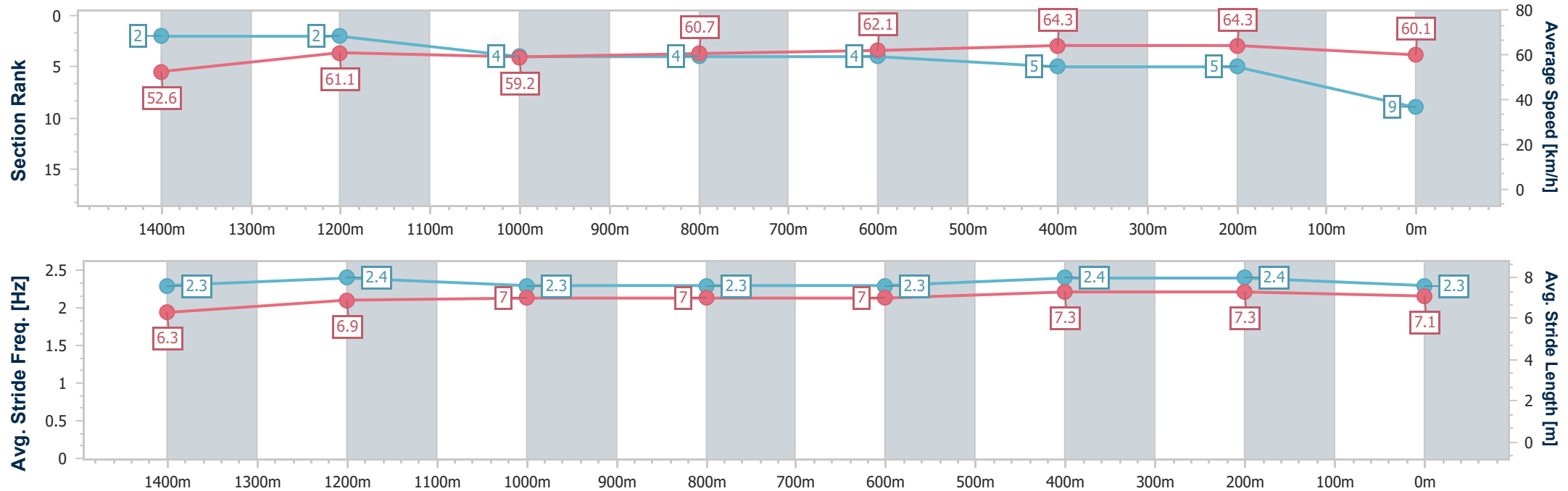
Horse/Jockey Name	Thebarberofseville
Final Rank	9
Fastest Section Time (Section)	0:11.20 (400m)
Top Speed [km/h] (Section)	65.6 (600m)
Race State	Finished



Eagle FarmProfessional
Race 6: GIRLS DAY OUT ON SALE NOW BENCHMARK 70
Handicap - 1600m
31 January 2026 - 15:19
Track Rating: Good 4, Weather: Overcast, Rail Position: +2m Entire



Section	Overall	1400m	1200m	1000m	800m	600m	400m	200m					
Section Times	1:35.99 [9] (0:13.74)	1:22.25 [2] (0:11.80)	1:10.45 [2] (0:12.20)	0:58.25 [4] (0:11.98)	0:46.27 [4] (0:11.64)	0:34.63 [4] (0:11.32)	0:23.31 [5] (0:11.20)	0:12.11 [5] (0:12.11)					
Average Speed [km/h]	52.6	61.1	59.2	60.7	62.1	64.3	64.3	60.1					
Top Speed [km/h]	63.5	62.3	59.9	62.3	62.7	65.6	65.4	62.4					
Avg. Dist. to Rail [m]	9.0	2.8	2.6	1.7	1.3	2.5	7.8	10.1					
Avg. Stride Freq. [Hz]	2.3	2.4	2.3	2.3	2.3	2.4	2.4	2.3					
Avg. Stride Length [m]	6.3	6.9	7.0	7.0	7.0	7.3	7.3	7.1					





Horse/Jockey Name	Bengal Boy
Final Rank	10
Fastest Section Time (Section)	0:10.90 (400m)
Top Speed [km/h] (Section)	67.4 (400m)
Race State	Finished



Eagle Farm Professional
Race 6: GIRLS DAY OUT ON SALE NOW BENCHMARK 70
Handicap - 1600m

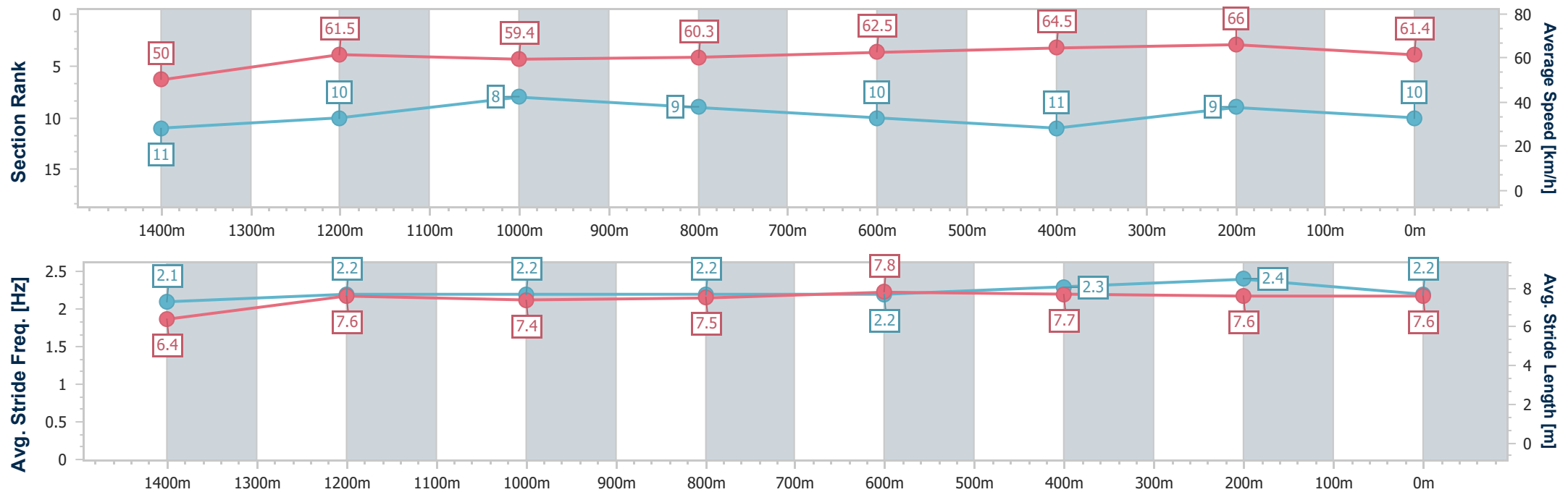
31 January 2026 - 15:19

Track Rating: Good 4, Weather: Overcast, Rail Position: +2m Entire



BRISBANE
RACING CLUB

Section	Overall	1400m	1200m	1000m	800m	600m	400m	200m					
Section Times	1:36.02 [10] (0:14.52)	1:21.50 [11] (0:11.71)	1:09.79 [10] (0:12.13)	0:57.66 [8] (0:12.06)	0:45.60 [9] (0:11.63)	0:33.97 [10] (0:11.24)	0:22.73 [11] (0:10.90)	0:11.83 [9] (0:11.83)					
Average Speed [km/h]	50.0	61.5	59.4	60.3	62.5	64.5	66.0	61.4					
Top Speed [km/h]	62.4	63.3	60.9	63.0	62.9	66.5	67.4	63.7					
Avg. Dist. to Rail [m]	9.0	2.6	2.7	2.5	1.7	1.6	3.8	4.4					
Avg. Stride Freq. [Hz]	2.1	2.2	2.2	2.2	2.2	2.3	2.4	2.2					
Avg. Stride Length [m]	6.4	7.6	7.4	7.5	7.8	7.7	7.6	7.6					





Horse/Jockey Name	Sanctuary Storm
Final Rank	11
Fastest Section Time (Section)	0:10.80 (400m)
Top Speed [km/h] (Section)	68.0 (400m)
Race State	Finished

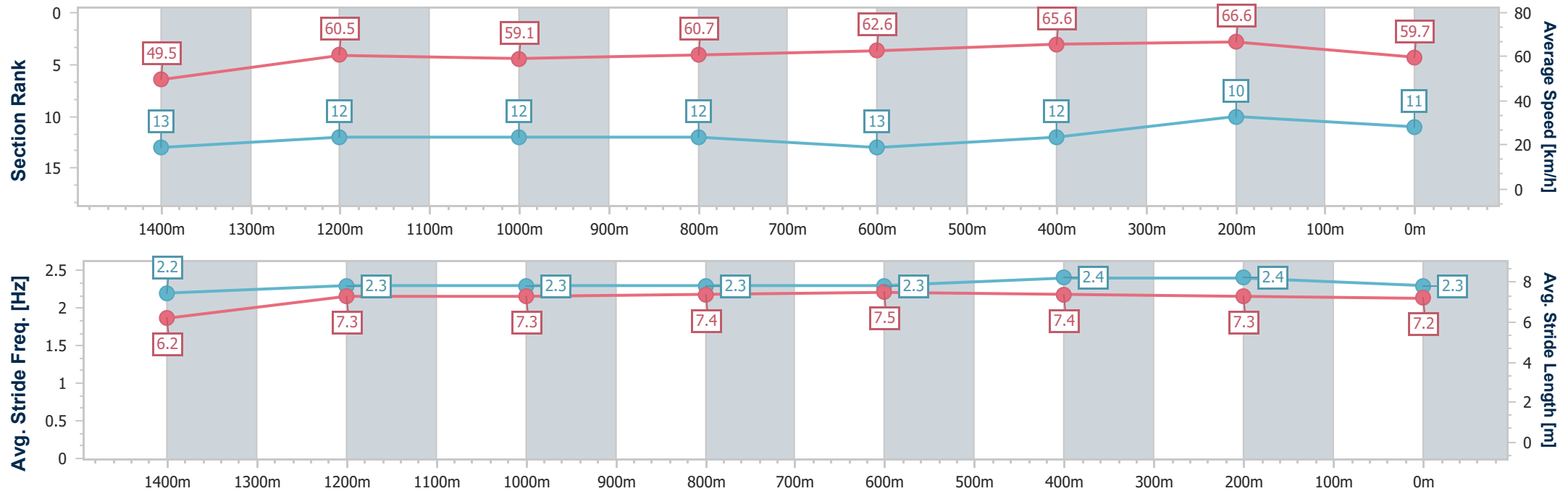


Eagle Farm Professional
Race 6: GIRLS DAY OUT ON SALE NOW BENCHMARK 70
Handicap - 1600m
31 January 2026 - 15:19
Track Rating: Good 4, Weather: Overcast, Rail Position: +2m Entire



BRISBANE
RACING CLUB

Section	Overall	1400m	1200m	1000m	800m	600m	400m	200m					
Section Times	1:36.36 [11] (0:14.61)	1:21.75 [13] (0:11.92)	1:09.83 [12] (0:12.21)	0:57.62 [12] (0:12.03)	0:45.59 [12] (0:11.58)	0:34.01 [13] (0:11.05)	0:22.96 [12] (0:10.80)	0:12.16 [10] (0:12.16)					
Average Speed [km/h]	49.5	60.5	59.1	60.7	62.6	65.6	66.6	59.7					
Top Speed [km/h]	61.8	61.7	60.1	63.8	63.7	67.2	68.0	63.9					
Avg. Dist. to Rail [m]	11.3	3.3	2.8	2.2	1.5	1.2	3.0	4.1					
Avg. Stride Freq. [Hz]	2.2	2.3	2.3	2.3	2.3	2.4	2.4	2.3					
Avg. Stride Length [m]	6.2	7.3	7.3	7.4	7.5	7.4	7.3	7.2					





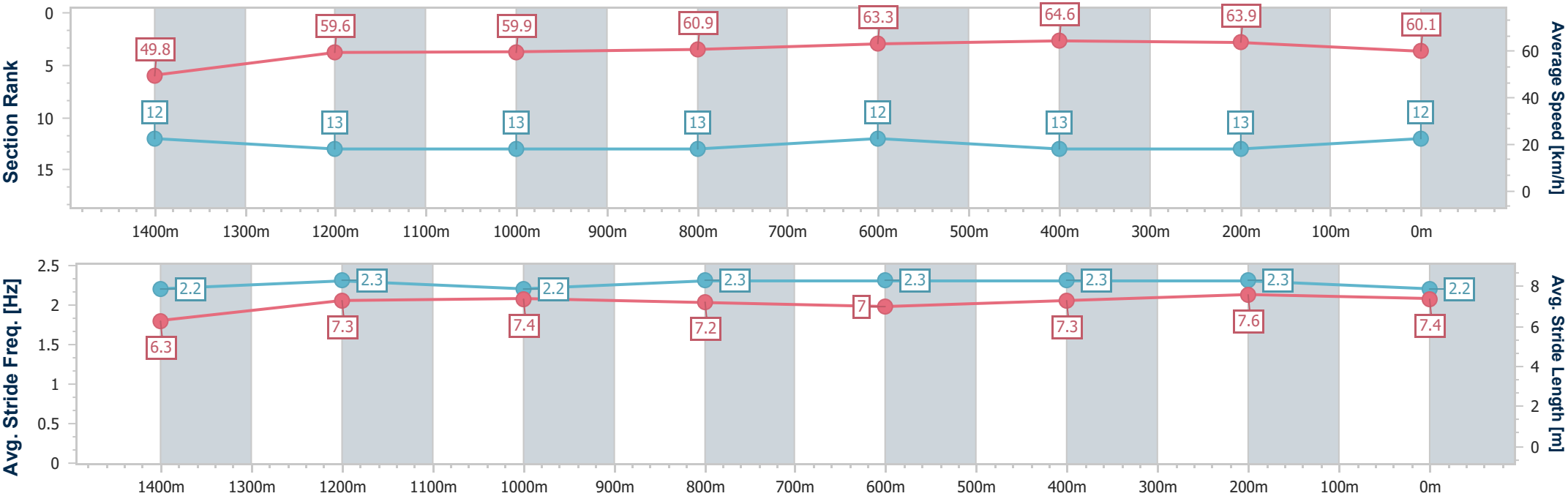
Horse/Jockey Name	Artful Girl
Final Rank	12
Fastest Section Time (Section)	0:11.28 (400m)
Top Speed [km/h] (Section)	65.4 (600m)
Race State	Finished



Eagle Farm Professional
Race 6: GIRLS DAY OUT ON SALE NOW BENCHMARK 70
Handicap - 1600m
31 January 2026 - 15:19
Track Rating: Good 4, Weather: Overcast, Rail Position: +2m Entire



Section	Overall	1400m	1200m	1000m	800m	600m	400m	200m					
Section Times	1:36.96 [12] (0:14.57)	1:22.39 [12] (0:12.15)	1:10.24 [13] (0:12.05)	0:58.19 [13] (0:12.01)	0:46.18 [13] (0:11.51)	0:34.67 [12] (0:11.35)	0:23.32 [13] (0:11.28)	0:12.04 [13] (0:12.04)					
Average Speed [km/h]	49.8	59.6	59.9	60.9	63.3	64.6	63.9	60.1					
Top Speed [km/h]	61.5	61.5	60.9	64.0	64.5	65.4	65.1	61.6					
Avg. Dist. to Rail [m]	12.9	4.3	3.8	3.7	3.0	3.5	7.4	9.5					
Avg. Stride Freq. [Hz]	2.2	2.3	2.2	2.3	2.3	2.3	2.3	2.2					
Avg. Stride Length [m]	6.3	7.3	7.4	7.2	7.0	7.3	7.6	7.4					





Horse/Jockey Name	Jemoma Alpilage
Final Rank	13
Fastest Section Time (Section)	0:11.16 (400m)
Top Speed [km/h] (Section)	66.9 (600m)
Race State	Finished



Eagle Farm Professional
Race 6: GIRLS DAY OUT ON SALE NOW BENCHMARK 70
Handicap - 1600m

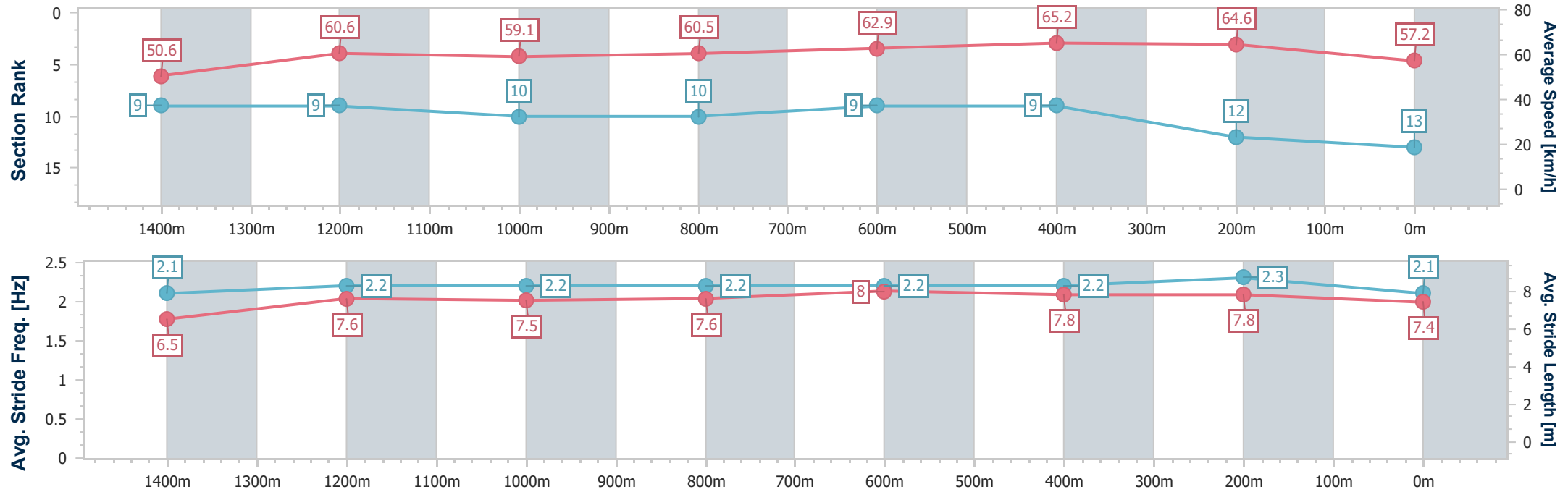
31 January 2026 - 15:19

Track Rating: Good 4, Weather: Overcast, Rail Position: +2m Entire



BRISBANE
RACING CLUB

Section	Overall	1400m	1200m	1000m	800m	600m	400m	200m					
Section Times	1:37.06 [13] (0:14.31)	1:22.75 [9] (0:11.90)	1:10.85 [9] (0:12.21)	0:58.64 [10] (0:12.04)	0:46.60 [10] (0:11.54)	0:35.06 [9] (0:11.19)	0:23.87 [9] (0:11.16)	0:12.71 [12] (0:12.71)					
Average Speed [km/h]	50.6	60.6	59.1	60.5	62.9	65.2	64.6	57.2					
Top Speed [km/h]	63.3	62.5	61.0	63.7	63.9	66.9	66.9	61.8					
Avg. Dist. to Rail [m]	13.9	3.3	3.3	2.1	1.9	3.4	8.2	7.8					
Avg. Stride Freq. [Hz]	2.1	2.2	2.2	2.2	2.2	2.2	2.3	2.1					
Avg. Stride Length [m]	6.5	7.6	7.5	7.6	8.0	7.8	7.8	7.4					





Eagle Farm Professional

Race 7: SKY RACING QTIS Three-Year-Old Handicap - 1600m

31 January 2026 - 16:02



BRISBANE
RACING CLUB

Track Rating: Good 4, Weather: Overcast, Rail Position: +2m Entire

Section					Overall		1400m	1200m	1000m	800m	600m	400m	Last 600m	
Field Times					1:35.16 (0:13.45)		1:21.71 (0:10.95)	1:10.76 (0:11.34)	0:59.42 (0:11.84)	0:47.58 (0:12.00)	0:35.58 (0:11.78)	0:23.80 (0:11.74)	0:35.58	
Rank	TAB	Horse/Jockey	Barrier	Top Speed [km/h]	Fastest Section									Distance Travelled [m]
1	5	GIAPPONESE	13	65.6	0:11.12	1:35.16 [1]	1:20.81 [12]	1:09.52 [12]	0:58.33 [12]	0:46.53 [12]	0:34.57 [12]	0:23.02 [10]	0:34.57	
		Jai Williams		400m	400m	(0:14.35)	(0:11.29)	(0:11.19)	(0:11.80)	(0:11.96)	(0:11.55)	(0:11.12)		
2	3	CRASH THE PARTY	5	65.8	0:11.06	1:35.45 [2]	1:21.61 [9]	1:10.55 [7]	0:59.32 [6]	0:47.34 [7]	0:35.27 [7]	0:23.62 [6]	0:35.27 +11	
		Daniel Moor		1400m	1400m	(0:13.84)	(0:11.06)	(0:11.23)	(0:11.98)	(0:12.07)	(0:11.65)	(0:11.34)		
3	4	WAR KING	7	66.0	0:11.33	1:35.60 [3]	1:22.15 [2]	1:10.82 [6]	0:59.46 [7]	0:47.59 [6]	0:35.50 [6]	0:23.92 [4]	0:35.50 +10	
		Ryan Maloney		Overall	1400m	(0:13.45)	(0:11.33)	(0:11.36)	(0:11.87)	(0:12.09)	(0:11.58)	(0:11.48)		
4	2	NORTH POLE	4	67.1	0:10.96	1:35.62 [4]	1:22.17 [1]	1:11.21 [2]	0:59.88 [1]	0:47.88 [3]	0:35.79 [3]	0:24.10 [2]	0:35.79 +13	
		Ben Thompson		1400m	1400m	(0:13.45)	(0:10.96)	(0:11.33)	(0:12.00)	(0:12.09)	(0:11.69)	(0:11.65)		
5	13	PARADISE AS USUAL	11	65.3	0:11.12	1:35.70 [5]	1:21.67 [10]	1:10.55 [10]	0:59.27 [10]	0:47.37 [10]	0:35.25 [10]	0:23.53 [11]	0:35.25 +10	
		Fred Larson		1400m	1400m	(0:14.03)	(0:11.12)	(0:11.28)	(0:11.90)	(0:12.12)	(0:11.72)	(0:11.32)		
6	10	VALOURI	6	66.3	0:11.18	1:35.72 [6]	1:21.97 [8]	1:10.79 [9]	0:59.49 [8]	0:47.54 [8]	0:35.42 [9]	0:23.80 [8]	0:35.42 +12	
		Andrew Mallyon		1400m	1400m	(0:13.75)	(0:11.18)	(0:11.30)	(0:11.95)	(0:12.12)	(0:11.62)	(0:11.53)		
7	6	KOHLER KID	8	67.2	0:10.97	1:35.85 [7]	1:22.38 [3]	1:11.41 [4]	0:59.94 [3]	0:48.18 [2]	0:36.27 [1]	0:24.49 [1]	0:36.27 +1	
		Emily Lang		Overall	1400m	(0:13.47)	(0:10.97)	(0:11.47)	(0:11.76)	(0:11.91)	(0:11.78)	(0:11.74)		
8	7	THE POOL BOY	3	66.5	0:11.11	1:35.96 [8]	1:22.39 [5]	1:11.28 [5]	0:59.87 [5]	0:47.98 [5]	0:35.92 [5]	0:24.21 [5]	0:35.92 +10	
		Mark Du Plessis		1400m	1400m	(0:13.57)	(0:11.11)	(0:11.41)	(0:11.89)	(0:12.06)	(0:11.71)	(0:11.55)		
9	12	MADAME CODY	9	65.1	0:11.29	1:36.01 [9]	1:22.40 [7]	1:11.11 [8]	0:59.54 [11]	0:47.63 [11]	0:35.54 [11]	0:23.77 [12]	0:35.54 +15	
		Cejay Graham		Overall	1400m	(0:13.61)	(0:11.29)	(0:11.57)	(0:11.91)	(0:12.09)	(0:11.77)	(0:11.42)		
10	9	MY CHARM	10	65.2	0:11.14	1:36.08 [10]	1:22.02 [11]	1:10.88 [11]	0:59.68 [9]	0:47.84 [9]	0:35.81 [8]	0:24.15 [9]	0:35.81 +6	
		Kyle Wilson-Taylor		1400m	1400m	(0:14.06)	(0:11.14)	(0:11.20)	(0:11.84)	(0:12.03)	(0:11.66)	(0:11.60)		

Scratched: Verona Affair (#11)

Report Created: Sat 31 January 2026 18:04 GMT+1 (Note: Timing is based on position data)

Page 1/16

[] Ranking at each section and finish
-:-:- No data available at this section
NA No data available

SCN Saddle cloth number
DNF Did not finish
DNT Did not track

data processed by  TRIPLES DATA



Eagle Farm Professional

Race 7: SKY RACING QTIS Three-Year-Old Handicap - 1600m

31 January 2026 - 16:02



BRISBANE
RACING CLUB

Track Rating: Good 4, Weather: Overcast, Rail Position: +2m Entire

Section						Overall	1400m	1200m	1000m	800m	600m	400m	Last 600m	
Field Times						1:35.16 (0:13.45)	1:21.71 (0:10.95)	1:10.76 (0:11.34)	0:59.42 (0:11.84)	0:47.58 (0:12.00)	0:35.58 (0:11.78)	0:23.80 (0:11.74)	0:35.58	
Rank	TAB	Horse/Jockey	Barrier	Top Speed [km/h]	Fastest Section									Distance Travelled [m]
11	1	THE BEAR	12	67.1	0:10.82	1:36.37 [11]	1:22.77 [6]	1:11.95 [3]	1:00.57 [2]	0:48.79 [1]	0:36.73 [2]	0:24.82 [3]	0:36.73	+13
		Benjamin Osmond		1400m	1400m	(0:13.60)	(0:10.82)	(0:11.38)	(0:11.78)	(0:12.06)	(0:11.91)	(0:11.75)		
12	8	GO MARO	2	67.4	0:10.88	1:37.54 [12]	1:24.02 [4]	1:13.14 [1]	1:01.62 [4]	0:49.65 [4]	0:37.56 [4]	0:25.70 [7]	0:37.56	+10
		Tahlia Fenlon		1400m	1400m	(0:13.52)	(0:10.88)	(0:11.52)	(0:11.97)	(0:12.09)	(0:11.86)	(0:11.91)		

Scratched: Verona Affair (#11)



Eagle Farm Professional

Race 7: SKY RACING QTIS Three-Year-Old Handicap - 1600m

31 January 2026 - 16:02



BRISBANE
RACING CLUB

Track Rating: Good 4, Weather: Overcast, Rail Position: +2m Entire

Section Field Times				200m 0:12.06 (0:12.06)		Last 600m 0:35.58			
Rank	TAB	Horse/Jockey	Barrier	Top Speed [km/h]	Fastest Section	Margin			Distance Travelled [m]
1	5	GIAPPONESE	13	65.6	0:11.12	0:11.90 [5]	1:35.16		0:34.57
		Jai Williams		400m	400m	(0:11.90)			
2	3	CRASH THE PARTY	5	65.8	0:11.06	0:12.28 [4]	1.68L		0:35.27 +11
		Daniel Moor		1400m	1400m	(0:12.28)			
3	4	WAR KING	7	66.0	0:11.33	0:12.44 [2]	2.58L		0:35.50 +10
		Ryan Maloney		Overall	1400m	(0:12.44)			
4	2	NORTH POLE	4	67.1	0:10.96	0:12.45 [3]	2.71L		0:35.79 +13
		Ben Thompson		1400m	1400m	(0:12.45)			
5	13	PARADISE AS USUAL	11	65.3	0:11.12	0:12.21 [9]	3.14L		0:35.25 +10
		Fred Larson		1400m	1400m	(0:12.21)			
6	10	VALOURI	6	66.3	0:11.18	0:12.27 [8]	3.27L		0:35.42 +12
		Andrew Mallyon		1400m	1400m	(0:12.27)			
7	6	KOHLER KID	8	67.2	0:10.97	0:12.75 [1]	4.06L		0:36.27 +1
		Emily Lang		Overall	1400m	(0:12.75)			
8	7	THE POOL BOY	3	66.5	0:11.11	0:12.66 [6]	4.66L		0:35.92 +10
		Mark Du Plessis		1400m	1400m	(0:12.66)			
9	12	MADAME CODY	9	65.1	0:11.29	0:12.35 [11]	4.97L		0:35.54 +15
		Cejay Graham		Overall	1400m	(0:12.35)			
10	9	MY CHARM	10	65.2	0:11.14	0:12.55 [10]	5.4L		0:35.81 +6
		Kyle Wilson-Taylor		1400m	1400m	(0:12.55)			

Scratched: Verona Affair (#11)

Report Created: Sat 31 January 2026 18:04 GMT+1 (Note: Timing is based on position data)

Page 3/16

[] Ranking at each section and finish
-:-:- No data available at this section
NA No data available

SCN Saddle cloth number
DNF Did not finish
DNT Did not track

data processed by  TRIPLESDATA



Eagle Farm Professional

Race 7: SKY RACING QTIS Three-Year-Old Handicap - 1600m

31 January 2026 - 16:02



BRISBANE
RACING CLUB

Track Rating: Good 4, Weather: Overcast, Rail Position: +2m Entire

Section						200m		Last 600m	
Field Times						0:12.06 (0:12.06)		0:35.58	
Rank	TAB	Horse/Jockey	Barrier	Top Speed [km/h]	Fastest Section	Margin		Distance Travelled [m]	
11	1	THE BEAR	12	67.1	0:10.82	0:13.07 [7]	7.08L	0:36.73	+13
		Benjamin Osmond		1400m	1400m	(0:13.07)			
12	8	GO MARO	2	67.4	0:10.88	0:13.79 [12]	13.97L	0:37.56	+10
		Tahlia Fenlon		1400m	1400m	(0:13.79)			

Scratched: Verona Affair (#11)



Horse/Jockey Name	Giapponese
Final Rank	1
Fastest Section Time (Section)	0:11.12 (400m)
Top Speed [km/h] (Section)	65.6 (400m)
Race State	Finished

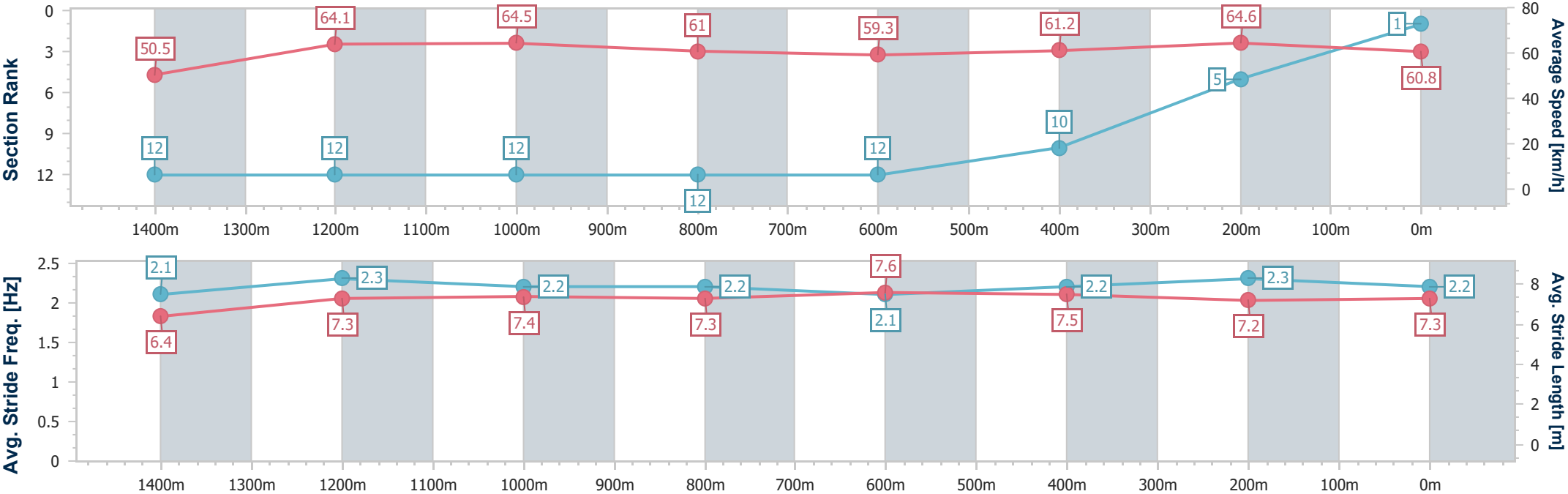


Eagle FarmProfessional
Race 7: SKY RACING QTIS Three-Year-Old Handicap - 1600m
31 January 2026 - 16:02
Track Rating: Good 4, Weather: Overcast, Rail Position: +2m Entire



BRISBANE
RACING CLUB

Section	Overall	1400m	1200m	1000m	800m	600m	400m	200m					
Section Times	1:35.16 [1] (0:14.35)	1:20.81 [12] (0:11.29)	1:09.52 [12] (0:11.19)	0:58.33 [12] (0:11.80)	0:46.53 [12] (0:11.96)	0:34.57 [12] (0:11.55)	0:23.02 [10] (0:11.12)	0:11.90 [5] (0:11.90)					
Average Speed [km/h]	50.5	64.1	64.5	61.0	59.3	61.2	64.6	60.8					
Top Speed [km/h]	65.5	65.5	65.3	63.0	61.2	64.2	65.6	63.1					
Avg. Dist. to Rail [m]	12.5	2.9	2.5	0.8	2.6	3.7	2.5	1.2					
Avg. Stride Freq. [Hz]	2.1	2.3	2.2	2.2	2.1	2.2	2.3	2.2					
Avg. Stride Length [m]	6.4	7.3	7.4	7.3	7.6	7.5	7.2	7.3					





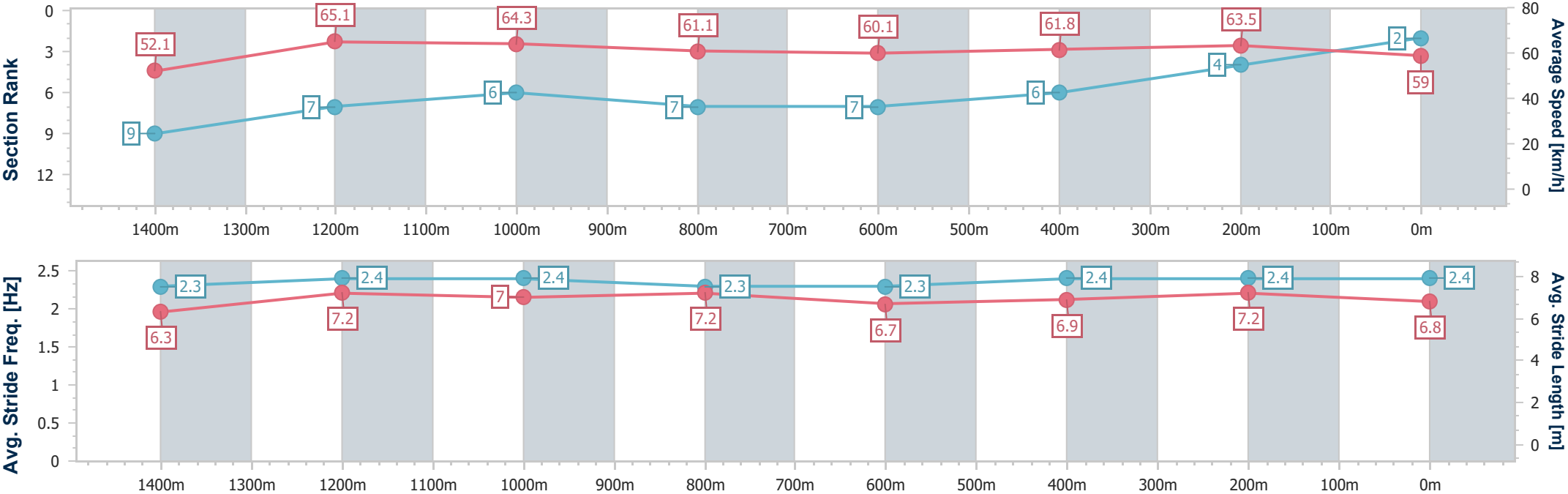
Horse/Jockey Name	Crash The Party
Final Rank	2
Fastest Section Time (Section)	0:11.06 (1400m)
Top Speed [km/h] (Section)	65.8 (1400m)
Race State	Finished



Eagle FarmProfessional
Race 7: SKY RACING QTIS Three-Year-Old Handicap - 1600m
31 January 2026 - 16:02
Track Rating: Good 4, Weather: Overcast, Rail Position: +2m Entire



Section	Overall	1400m	1200m	1000m	800m	600m	400m	200m					
Section Times	1:35.45 [2] (0:13.84)	1:21.61 [9] (0:11.06)	1:10.55 [7] (0:11.23)	0:59.32 [6] (0:11.98)	0:47.34 [7] (0:12.07)	0:35.27 [7] (0:11.65)	0:23.62 [6] (0:11.34)	0:12.28 [4] (0:12.28)					
Average Speed [km/h]	52.1	65.1	64.3	61.1	60.1	61.8	63.5	59.0					
Top Speed [km/h]	65.7	65.8	65.1	61.9	61.0	63.9	64.3	61.4					
Avg. Dist. to Rail [m]	7.1	2.7	3.6	2.9	1.3	0.3	1.5	2.6					
Avg. Stride Freq. [Hz]	2.3	2.4	2.4	2.3	2.3	2.4	2.4	2.4					
Avg. Stride Length [m]	6.3	7.2	7.0	7.2	6.7	6.9	7.2	6.8					



[] Ranking at each section and finish
-.-.- No data available at this section
NA No data available



Horse/Jockey Name	War King
Final Rank	3
Fastest Section Time (Section)	0:11.33 (1400m)
Top Speed [km/h] (Section)	66.0 (Overall)
Race State	Finished

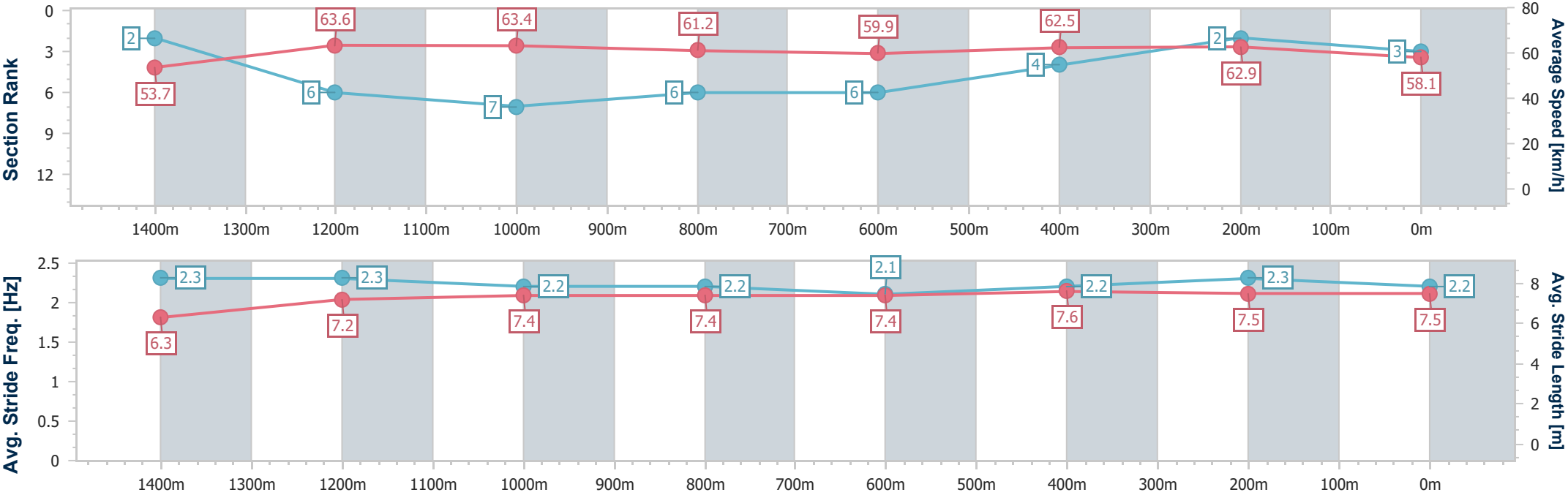


Eagle Farm Professional
Race 7: SKY RACING QTIS Three-Year-Old Handicap - 1600m
31 January 2026 - 16:02
Track Rating: Good 4, Weather: Overcast, Rail Position: +2m Entire



BRISBANE
RACING CLUB

Section	Overall	1400m	1200m	1000m	800m	600m	400m	200m					
Section Times	1:35.60 [3] (0:13.45)	1:22.15 [2] (0:11.33)	1:10.82 [6] (0:11.36)	0:59.46 [7] (0:11.87)	0:47.59 [6] (0:12.09)	0:35.50 [6] (0:11.58)	0:23.92 [4] (0:11.48)	0:12.44 [2] (0:12.44)					
Average Speed [km/h]	53.7	63.6	63.4	61.2	59.9	62.5	62.9	58.1					
Top Speed [km/h]	66.0	65.0	64.5	62.0	60.7	64.0	63.8	61.3					
Avg. Dist. to Rail [m]	9.0	3.1	2.5	1.4	1.2	1.4	7.0	7.6					
Avg. Stride Freq. [Hz]	2.3	2.3	2.2	2.2	2.1	2.2	2.3	2.2					
Avg. Stride Length [m]	6.3	7.2	7.4	7.4	7.4	7.6	7.5	7.5					





Horse/Jockey Name	North Pole
Final Rank	4
Fastest Section Time (Section)	0:10.96 (1400m)
Top Speed [km/h] (Section)	67.1 (1400m)
Race State	Finished

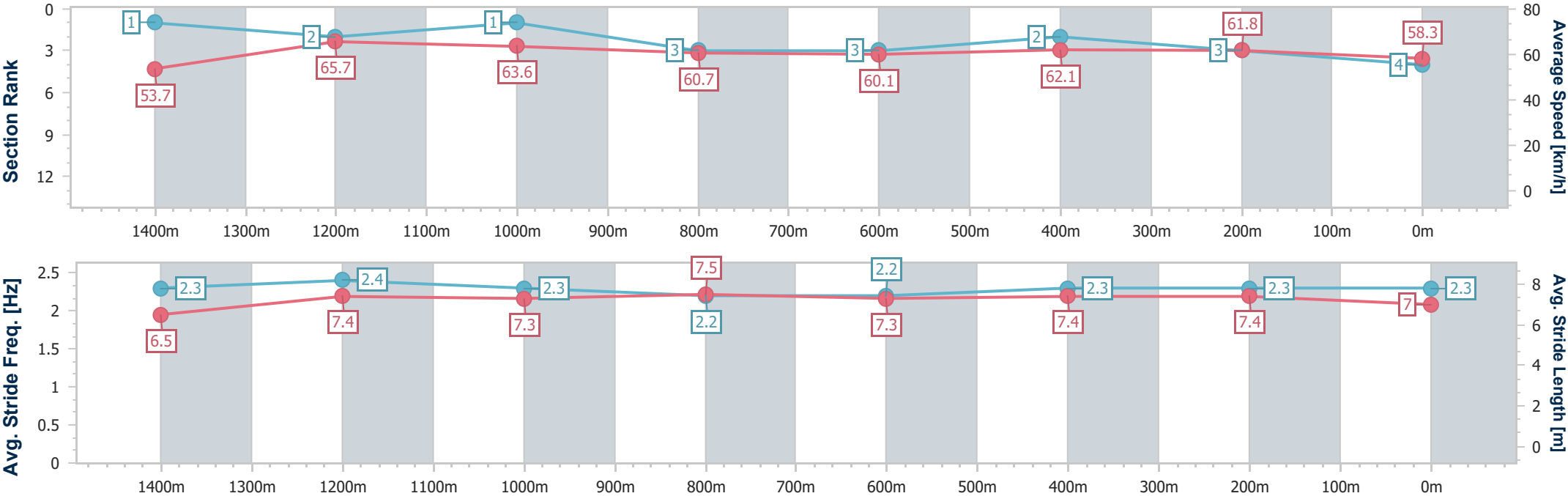


Eagle Farm Professional
Race 7: SKY RACING QTIS Three-Year-Old Handicap - 1600m
31 January 2026 - 16:02
Track Rating: Good 4, Weather: Overcast, Rail Position: +2m Entire



BRISBANE
RACING CLUB

Section	Overall	1400m	1200m	1000m	800m	600m	400m	200m					
Section Times	1:35.62 [4] (0:13.45)	1:22.17 [1] (0:10.96)	1:11.21 [2] (0:11.33)	0:59.88 [1] (0:12.00)	0:47.88 [3] (0:12.09)	0:35.79 [3] (0:11.69)	0:24.10 [2] (0:11.65)	0:12.45 [3] (0:12.45)					
Average Speed [km/h]	53.7	65.7	63.6	60.7	60.1	62.1	61.8	58.3					
Top Speed [km/h]	66.9	67.1	65.6	61.4	61.2	63.4	63.3	60.1					
Avg. Dist. to Rail [m]	7.2	3.3	3.0	2.6	1.6	2.2	6.6	8.4					
Avg. Stride Freq. [Hz]	2.3	2.4	2.3	2.2	2.2	2.3	2.3	2.3					
Avg. Stride Length [m]	6.5	7.4	7.3	7.5	7.3	7.4	7.4	7.0					





Horse/Jockey Name	Paradise As Usual
Final Rank	5
Fastest Section Time (Section)	0:11.12 (1400m)
Top Speed [km/h] (Section)	65.3 (1400m)
Race State	Finished

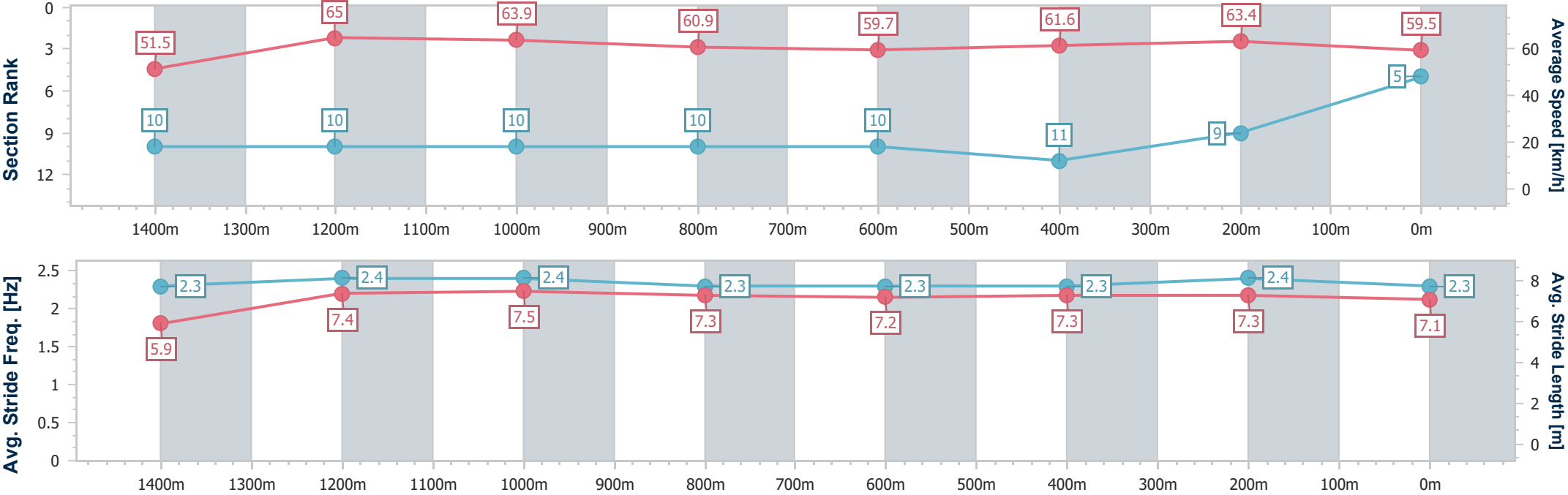


Eagle FarmProfessional
Race 7: SKY RACING QTIS Three-Year-Old Handicap - 1600m
31 January 2026 - 16:02
Track Rating: Good 4, Weather: Overcast, Rail Position: +2m Entire



BRISBANE
RACING CLUB

Section	Overall	1400m	1200m	1000m	800m	600m	400m	200m					
Section Times	1:35.70 [5] (0:14.03)	1:21.67 [10] (0:11.12)	1:10.55 [10] (0:11.28)	0:59.27 [10] (0:11.90)	0:47.37 [10] (0:12.12)	0:35.25 [10] (0:11.72)	0:23.53 [11] (0:11.32)	0:12.21 [9] (0:12.21)					
Average Speed [km/h]	51.5	65.0	63.9	60.9	59.7	61.6	63.4	59.5					
Top Speed [km/h]	64.9	65.3	64.8	62.2	61.6	64.0	65.1	61.4					
Avg. Dist. to Rail [m]	9.8	2.5	2.1	1.5	1.2	0.7	3.8	5.1					
Avg. Stride Freq. [Hz]	2.3	2.4	2.4	2.3	2.3	2.3	2.4	2.3					
Avg. Stride Length [m]	5.9	7.4	7.5	7.3	7.2	7.3	7.3	7.1					





Horse/Jockey Name	Valouri
Final Rank	6
Fastest Section Time (Section)	0:11.18 (1400m)
Top Speed [km/h] (Section)	66.3 (1400m)
Race State	Finished

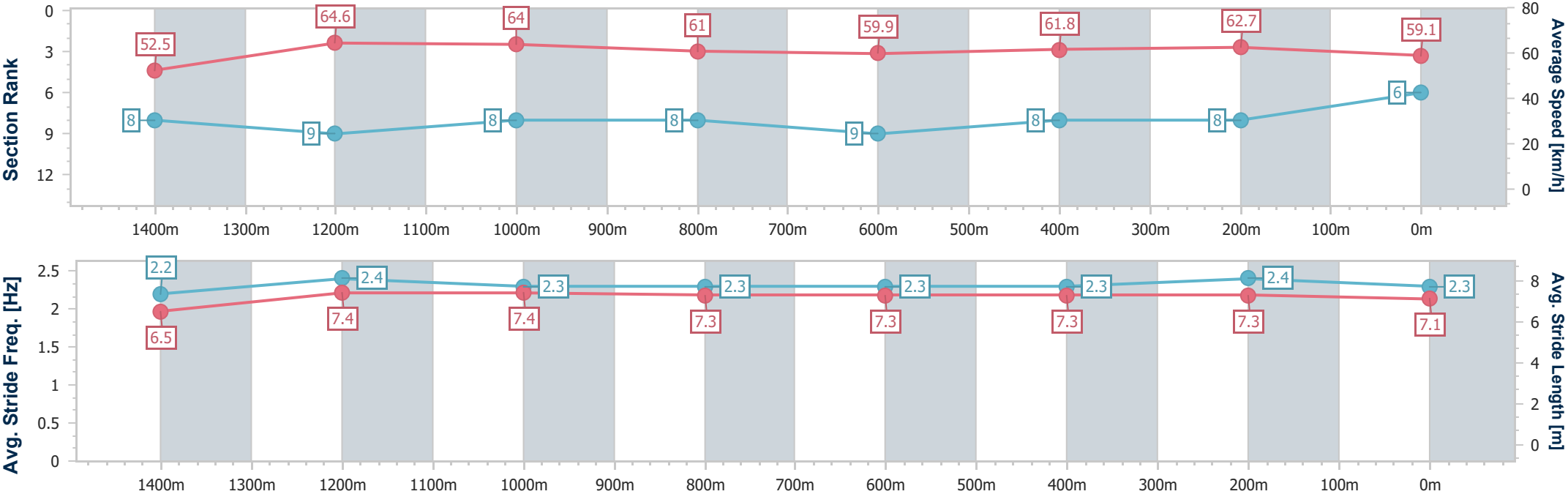


Eagle Farm Professional
Race 7: SKY RACING QTIS Three-Year-Old Handicap - 1600m
31 January 2026 - 16:02
Track Rating: Good 4, Weather: Overcast, Rail Position: +2m Entire



BRISBANE
RACING CLUB

Section	Overall	1400m	1200m	1000m	800m	600m	400m	200m					
Section Times	1:35.72 [6] (0:13.75)	1:21.97 [8] (0:11.18)	1:10.79 [9] (0:11.30)	0:59.49 [8] (0:11.95)	0:47.54 [8] (0:12.12)	0:35.42 [9] (0:11.62)	0:23.80 [8] (0:11.53)	0:12.27 [8] (0:12.27)					
Average Speed [km/h]	52.5	64.6	64.0	61.0	59.9	61.8	62.7	59.1					
Top Speed [km/h]	65.9	66.3	65.2	61.7	60.5	64.2	64.6	60.8					
Avg. Dist. to Rail [m]	8.3	3.9	3.5	2.7	1.6	0.5	2.6	3.3					
Avg. Stride Freq. [Hz]	2.2	2.4	2.3	2.3	2.3	2.3	2.4	2.3					
Avg. Stride Length [m]	6.5	7.4	7.4	7.3	7.3	7.3	7.3	7.1					





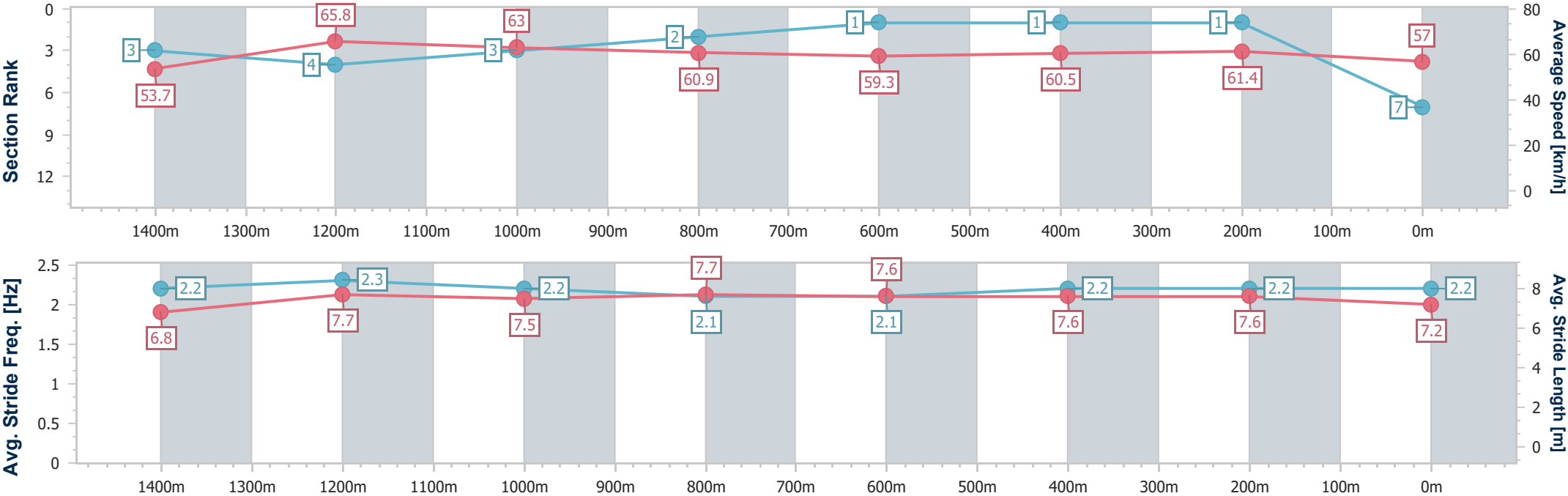
Horse/Jockey Name	Kohler Kid
Final Rank	7
Fastest Section Time (Section)	0:10.97 (1400m)
Top Speed [km/h] (Section)	67.2 (Overall)
Race State	Finished



Eagle FarmProfessional
Race 7: SKY RACING QTIS Three-Year-Old Handicap - 1600m
31 January 2026 - 16:02
Track Rating: Good 4, Weather: Overcast, Rail Position: +2m Entire



Section	Overall	1400m	1200m	1000m	800m	600m	400m	200m					
Section Times	1:35.85 [7] (0:13.47)	1:22.38 [3] (0:10.97)	1:11.41 [4] (0:11.47)	0:59.94 [3] (0:11.76)	0:48.18 [2] (0:11.91)	0:36.27 [1] (0:11.78)	0:24.49 [1] (0:11.74)	0:12.75 [1] (0:12.75)					
Average Speed [km/h]	53.7	65.8	63.0	60.9	59.3	60.5	61.4	57.0					
Top Speed [km/h]	67.2	67.0	65.0	61.4	60.2	61.8	62.3	59.6					
Avg. Dist. to Rail [m]	12.0	7.1	3.7	1.9	3.6	2.0	1.4	2.7					
Avg. Stride Freq. [Hz]	2.2	2.3	2.2	2.1	2.1	2.2	2.2	2.2					
Avg. Stride Length [m]	6.8	7.7	7.5	7.7	7.6	7.6	7.6	7.2					





Horse/Jockey Name	The Pool Boy
Final Rank	8
Fastest Section Time (Section)	0:11.11 (1400m)
Top Speed [km/h] (Section)	66.5 (1400m)
Race State	Finished

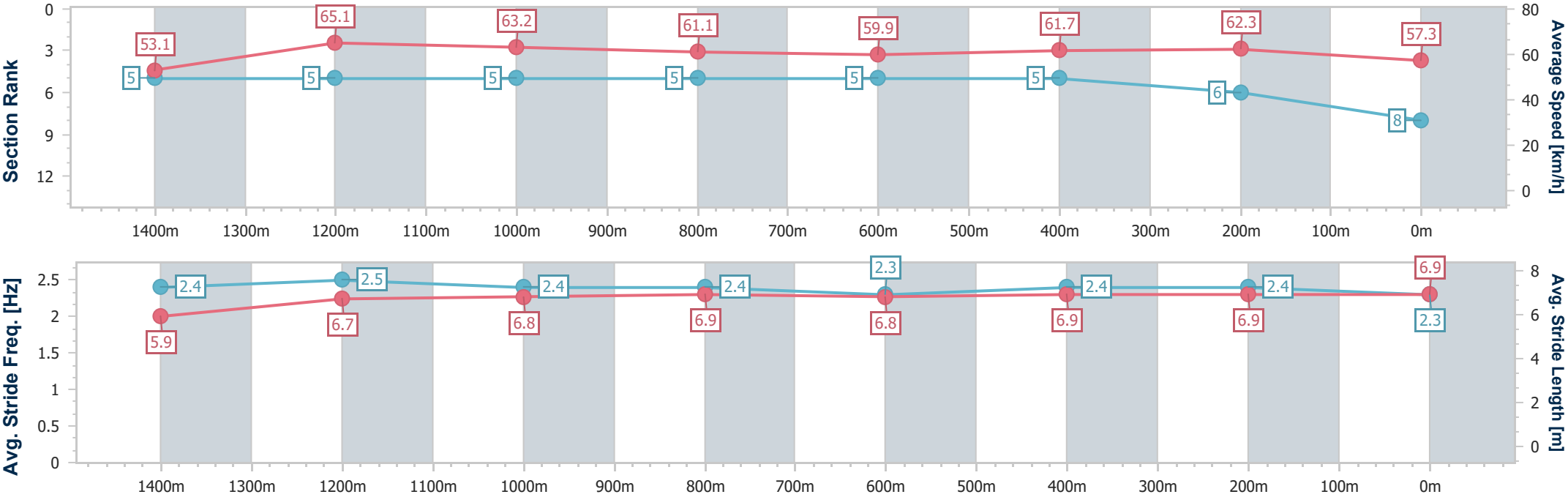


Eagle FarmProfessional
Race 7: SKY RACING QTIS Three-Year-Old Handicap - 1600m
31 January 2026 - 16:02
Track Rating: Good 4, Weather: Overcast, Rail Position: +2m Entire



BRISBANE
RACING CLUB

Section	Overall	1400m	1200m	1000m	800m	600m	400m	200m					
Section Times	1:35.96 [8] (0:13.57)	1:22.39 [5] (0:11.11)	1:11.28 [5] (0:11.41)	0:59.87 [5] (0:11.89)	0:47.98 [5] (0:12.06)	0:35.92 [5] (0:11.71)	0:24.21 [5] (0:11.55)	0:12.66 [6] (0:12.66)					
Average Speed [km/h]	53.1	65.1	63.2	61.1	59.9	61.7	62.3	57.3					
Top Speed [km/h]	64.6	66.5	63.9	61.8	60.8	62.9	62.9	60.2					
Avg. Dist. to Rail [m]	6.1	2.6	2.8	2.1	1.1	0.9	4.9	7.3					
Avg. Stride Freq. [Hz]	2.4	2.5	2.4	2.4	2.3	2.4	2.4	2.3					
Avg. Stride Length [m]	5.9	6.7	6.8	6.9	6.8	6.9	6.9	6.9					





Horse/Jockey Name	Madame Cody
Final Rank	9
Fastest Section Time (Section)	0:11.29 (1400m)
Top Speed [km/h] (Section)	65.1 (Overall)
Race State	Finished

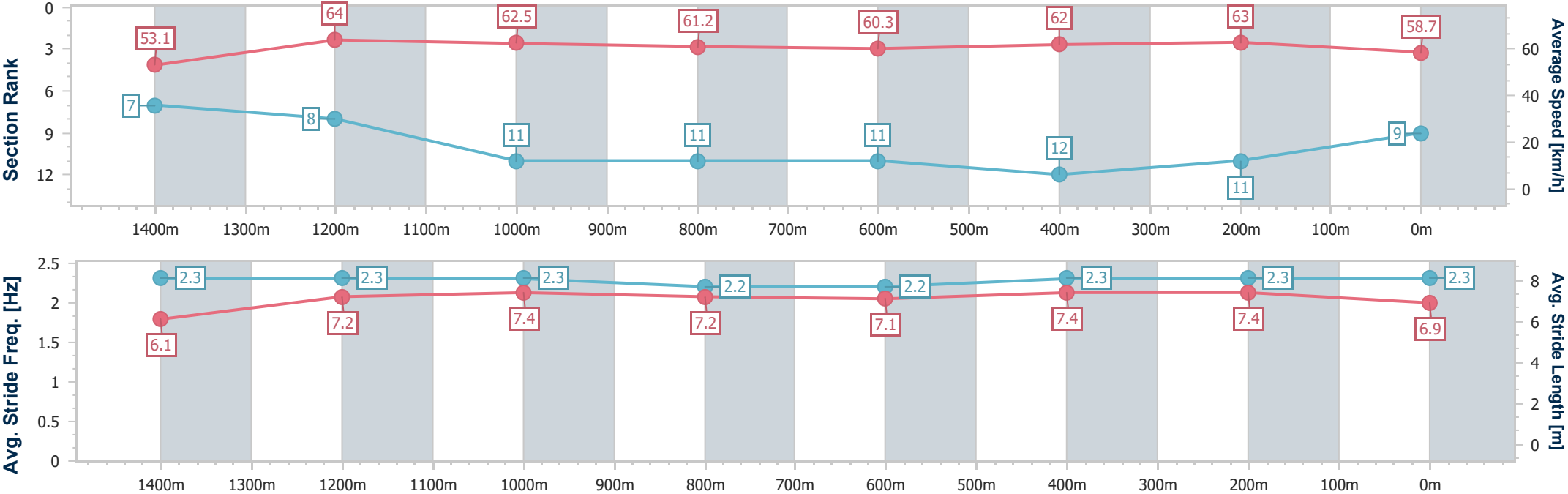


Eagle FarmProfessional
Race 7: SKY RACING QTIS Three-Year-Old Handicap - 1600m
31 January 2026 - 16:02
Track Rating: Good 4, Weather: Overcast, Rail Position: +2m Entire



BRISBANE
RACING CLUB

Section	Overall	1400m	1200m	1000m	800m	600m	400m	200m					
Section Times	1:36.01 [9] (0:13.61)	1:22.40 [7] (0:11.29)	1:11.11 [8] (0:11.57)	0:59.54 [11] (0:11.91)	0:47.63 [11] (0:12.09)	0:35.54 [11] (0:11.77)	0:23.77 [12] (0:11.42)	0:12.35 [11] (0:12.35)					
Average Speed [km/h]	53.1	64.0	62.5	61.2	60.3	62.0	63.0	58.7					
Top Speed [km/h]	65.1	64.9	63.5	62.1	61.9	63.4	64.6	61.4					
Avg. Dist. to Rail [m]	11.5	5.1	4.6	2.8	2.6	2.1	6.9	9.3					
Avg. Stride Freq. [Hz]	2.3	2.3	2.3	2.2	2.2	2.3	2.3	2.3					
Avg. Stride Length [m]	6.1	7.2	7.4	7.2	7.1	7.4	7.4	6.9					





Horse/Jockey Name	My Charm
Final Rank	10
Fastest Section Time (Section)	0:11.14 (1400m)
Top Speed [km/h] (Section)	65.2 (1400m)
Race State	Finished

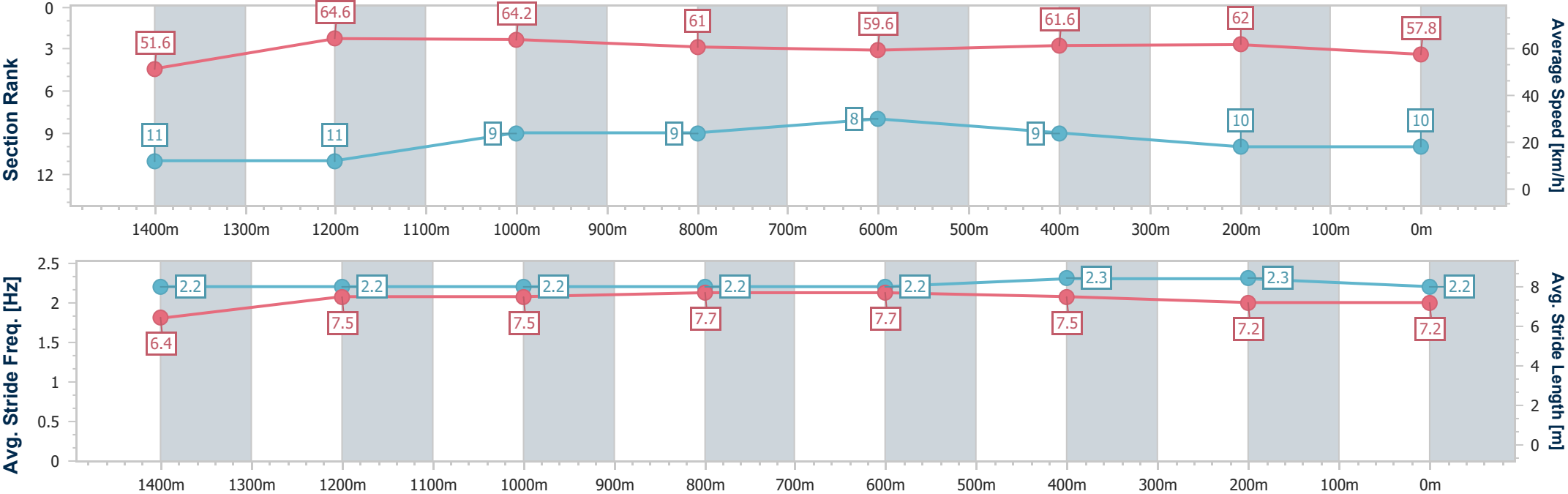


Eagle FarmProfessional
Race 7: SKY RACING QTIS Three-Year-Old Handicap - 1600m
31 January 2026 - 16:02
Track Rating: Good 4, Weather: Overcast, Rail Position: +2m Entire



BRISBANE
RACING CLUB

Section	Overall	1400m	1200m	1000m	800m	600m	400m	200m					
Section Times	1:36.08 [10] (0:14.06)	1:22.02 [11] (0:11.14)	1:10.88 [11] (0:11.20)	0:59.68 [9] (0:11.84)	0:47.84 [9] (0:12.03)	0:35.81 [8] (0:11.66)	0:24.15 [9] (0:11.60)	0:12.55 [10] (0:12.55)					
Average Speed [km/h]	51.6	64.6	64.2	61.0	59.6	61.6	62.0	57.8					
Top Speed [km/h]	65.1	65.2	65.1	62.4	60.8	63.8	64.0	60.5					
Avg. Dist. to Rail [m]	8.2	1.3	1.3	0.5	0.8	1.1	1.7	3.1					
Avg. Stride Freq. [Hz]	2.2	2.2	2.2	2.2	2.2	2.3	2.3	2.2					
Avg. Stride Length [m]	6.4	7.5	7.5	7.7	7.7	7.5	7.2	7.2					





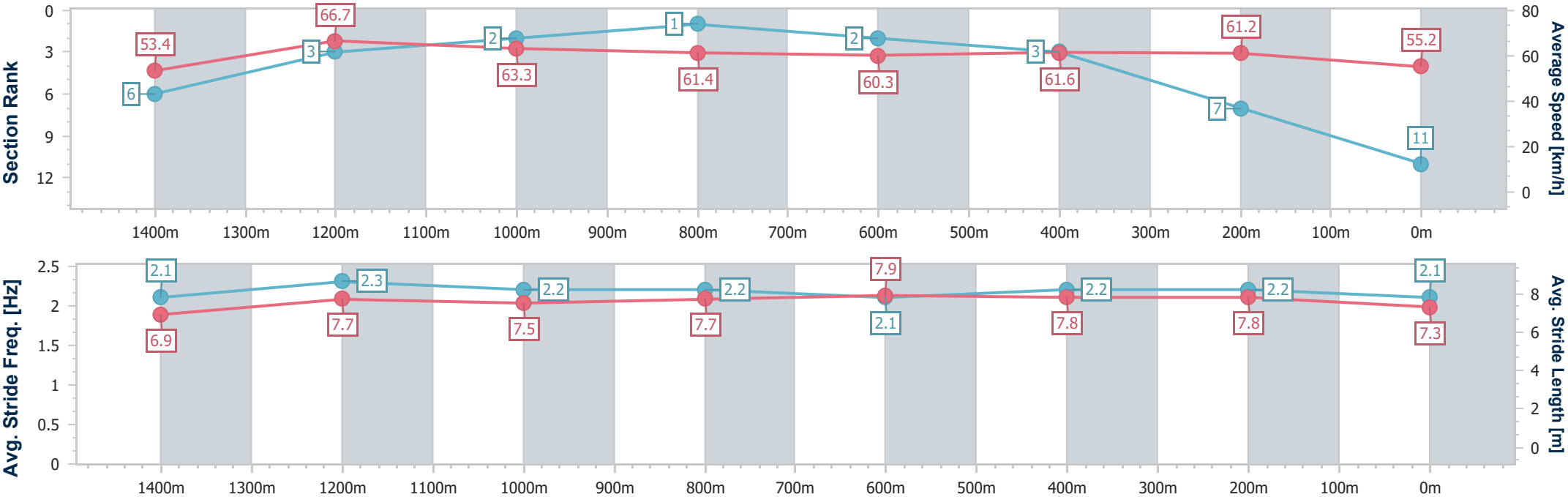
Horse/Jockey Name	The Bear
Final Rank	11
Fastest Section Time (Section)	0:10.82 (1400m)
Top Speed [km/h] (Section)	67.1 (1400m)
Race State	Finished



Eagle FarmProfessional
Race 7: SKY RACING QTIS Three-Year-Old Handicap - 1600m
31 January 2026 - 16:02
Track Rating: Good 4, Weather: Overcast, Rail Position: +2m Entire



Section	Overall	1400m	1200m	1000m	800m	600m	400m	200m					
Section Times	1:36.37 [11] (0:13.60)	1:22.77 [6] (0:10.82)	1:11.95 [3] (0:11.38)	1:00.57 [2] (0:11.78)	0:48.79 [1] (0:12.06)	0:36.73 [2] (0:11.91)	0:24.82 [3] (0:11.75)	0:13.07 [7] (0:13.07)					
Average Speed [km/h]	53.4	66.7	63.3	61.4	60.3	61.6	61.2	55.2					
Top Speed [km/h]	65.9	67.1	66.3	62.1	60.6	62.4	62.3	58.9					
Avg. Dist. to Rail [m]	12.8	4.6	1.8	1.2	1.8	3.8	9.1	9.9					
Avg. Stride Freq. [Hz]	2.1	2.3	2.2	2.2	2.1	2.2	2.2	2.1					
Avg. Stride Length [m]	6.9	7.7	7.5	7.7	7.9	7.8	7.8	7.3					



[] Ranking at each section and finish
- - - - - No data available at this section
NA No data available



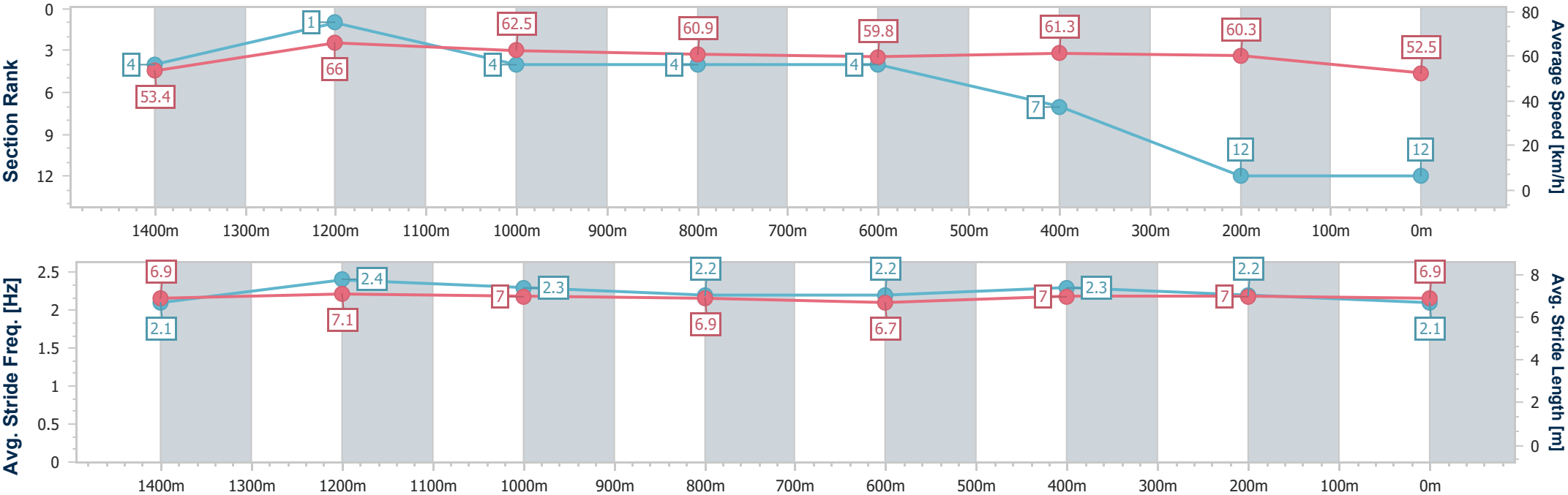
Horse/Jockey Name	Go Maro
Final Rank	12
Fastest Section Time (Section)	0:10.88 (1400m)
Top Speed [km/h] (Section)	67.4 (1400m)
Race State	Finished



Eagle Farm Professional
Race 7: SKY RACING QTIS Three-Year-Old Handicap - 1600m
31 January 2026 - 16:02
Track Rating: Good 4, Weather: Overcast, Rail Position: +2m Entire



Section	Overall	1400m	1200m	1000m	800m	600m	400m	200m					
Section Times	1:37.54 [12] (0:13.52)	1:24.02 [4] (0:10.88)	1:13.14 [1] (0:11.52)	1:01.62 [4] (0:11.97)	0:49.65 [4] (0:12.09)	0:37.56 [4] (0:11.86)	0:25.70 [7] (0:11.91)	0:13.79 [12] (0:13.79)					
Average Speed [km/h]	53.4	66.0	62.5	60.9	59.8	61.3	60.3	52.5					
Top Speed [km/h]	66.1	67.4	64.9	61.7	60.8	62.1	62.1	57.9					
Avg. Dist. to Rail [m]	3.5	0.4	1.3	1.9	1.7	1.6	2.6	2.6					
Avg. Stride Freq. [Hz]	2.1	2.4	2.3	2.2	2.2	2.3	2.2	2.1					
Avg. Stride Length [m]	6.9	7.1	7.0	6.9	6.7	7.0	7.0	6.9					





Eagle Farm Professional

Race 8: BECOME A BRC MEMBER Class 6 Handicap - 1400m

31 January 2026 - 16:33



BRISBANE
RACING CLUB

Track Rating: Good 4, Weather: Overcast, Rail Position: +2m Entire

Section Field Times						Overall	1200m	1000m	800m	600m	400m	Last 600m	
						1:22.12 (0:13.70)	1:08.42 (0:10.94)	0:57.48 (0:11.36)	0:46.12 (0:11.51)	0:34.61 (0:11.57)	0:23.04 (0:11.34)	0:34.61	
Rank	TAB	Horse/Jockey	Barrier	Top Speed [km/h]	Fastest Section							Distance Travelled [m]	
1	2	BATTLEFIELD	8	67.7	0:10.81	1:22.12 [1]	1:07.52 [8]	0:56.32 [8]	0:44.94 [8]	0:33.42 [8]	0:22.44 [8]	0:33.42	
		Jai Williams		400m	400m	(0:14.60)	(0:11.20)	(0:11.38)	(0:11.52)	(0:10.98)	(0:10.81)		
2	5	SER JOH	2	67.2	0:11.04	1:22.46 [2]	1:08.50 [5]	0:57.31 [5]	0:45.84 [5]	0:34.22 [5]	0:23.08 [5]	0:34.22 +9	
		Vlad Duric		400m	400m	(0:13.96)	(0:11.19)	(0:11.47)	(0:11.62)	(0:11.14)	(0:11.04)		
3	9	SHOW SOME DECORUM	4	65.7	0:11.04	1:22.57 [3]	1:08.15 [7]	0:56.94 [7]	0:45.55 [6]	0:34.08 [6]	0:23.04 [6]	0:34.08 -1	
		Andrew Mallyon		600m	600m	(0:14.42)	(0:11.21)	(0:11.39)	(0:11.47)	(0:11.04)	(0:11.23)		
4	10	RED DEFCON	9	66.7	0:10.98	1:22.67 [4]	1:07.99 [9]	0:56.78 [9]	0:45.47 [9]	0:33.93 [9]	0:22.82 [9]	0:33.93 +7	
		Fred Larson		400m	400m	(0:14.68)	(0:11.21)	(0:11.31)	(0:11.54)	(0:11.11)	(0:10.98)		
5	8	JUST FLYING	7	66.5	0:10.92	1:22.70 [5]	1:08.98 [2]	0:58.06 [1]	0:46.56 [2]	0:34.93 [2]	0:23.57 [2]	0:34.93 +6	
		Emily Lang		1200m	1200m	(0:13.72)	(0:10.92)	(0:11.50)	(0:11.63)	(0:11.36)	(0:11.60)		
6	7	DEEP RESPECT	5	66.9	0:11.06	1:22.82 [6]	1:08.42 [6]	0:57.24 [6]	0:45.75 [7]	0:34.29 [7]	0:23.23 [7]	0:34.29 +8	
		Kyle Wilson-Taylor		600m	600m	(0:14.40)	(0:11.18)	(0:11.49)	(0:11.46)	(0:11.06)	(0:11.09)		
7	11	TAKE A PICTURE	6	66.3	0:11.09	1:22.86 [7]	1:09.16 [1]	0:58.00 [3]	0:46.47 [3]	0:34.85 [3]	0:23.51 [3]	0:34.85 +5	
		Cejay Graham		600m	400m	(0:13.70)	(0:11.16)	(0:11.53)	(0:11.62)	(0:11.34)	(0:11.09)		
8	6	CASTILLIAN	1	65.6	0:11.13	1:22.87 [8]	1:08.93 [4]	0:57.80 [4]	0:46.36 [4]	0:34.79 [4]	0:23.51 [4]	0:34.79 +4	
		Ryan Maloney		1200m	1200m	(0:13.94)	(0:11.13)	(0:11.44)	(0:11.57)	(0:11.28)	(0:11.27)		
9	1	ATMOSPHERE	3	66.9	0:10.90	1:24.43 [9]	1:10.69 [3]	0:59.79 [2]	0:48.43 [1]	0:36.92 [1]	0:25.35 [1]	0:36.92 +2	
		Benjamin Osmond		1200m	1200m	(0:13.74)	(0:10.90)	(0:11.36)	(0:11.51)	(0:11.57)	(0:11.91)		

Scratched: Redford (#4), Mickey's Medal (#3)



Eagle Farm Professional

Race 8: BECOME A BRC MEMBER Class 6 Handicap - 1400m

31 January 2026 - 16:33



BRISBANE
RACING CLUB

Track Rating: Good 4, Weather: Overcast, Rail Position: +2m Entire

Section Field Times				200m 0:11.70 (0:11.70)				Last 600m 0:34.61			
Rank	TAB	Horse/Jockey	Barrier	Top Speed [km/h]	Fastest Section	Margin				Distance Travelled [m]	
1	2	BATTLEFIELD	8	67.7	0:10.81	0:11.63 [3]	1:22.12			0:33.42	
		Jai Williams		400m	400m	(0:11.63)					
2	5	SER JOH	2	67.2	0:11.04	0:12.04 [1]	1.98L			0:34.22	+9
		Vlad Duric		400m	400m	(0:12.04)					
3	9	SHOW SOME DECORUM	4	65.7	0:11.04	0:11.81 [7]	2.67L			0:34.08	-1
		Andrew Mallyon		600m	600m	(0:11.81)					
4	10	RED DEFCON	9	66.7	0:10.98	0:11.84 [8]	3.23L			0:33.93	+7
		Fred Larson		400m	400m	(0:11.84)					
5	8	JUST FLYING	7	66.5	0:10.92	0:11.97 [6]	3.43L			0:34.93	+6
		Emily Lang		1200m	1200m	(0:11.97)					
6	7	DEEP RESPECT	5	66.9	0:11.06	0:12.14 [5]	4.14L			0:34.29	+8
		Kyle Wilson-Taylor		600m	600m	(0:12.14)					
7	11	TAKE A PICTURE	6	66.3	0:11.09	0:12.42 [2]	4.36L			0:34.85	+5
		Cejay Graham		600m	400m	(0:12.42)					
8	6	CASTILLIAN	1	65.6	0:11.13	0:12.24 [4]	4.43L			0:34.79	+4
		Ryan Maloney		1200m	1200m	(0:12.24)					
9	1	ATMOSPHERE	3	66.9	0:10.90	0:13.44 [9]	13.59L			0:36.92	+2
		Benjamin Osmond		1200m	1200m	(0:13.44)					

Scratched: Redford (#4), Mickey's Medal (#3)



Horse/Jockey Name	Battlefield
Final Rank	1
Fastest Section Time (Section)	0:10.81 (400m)
Top Speed [km/h] (Section)	67.7 (400m)
Race State	Finished

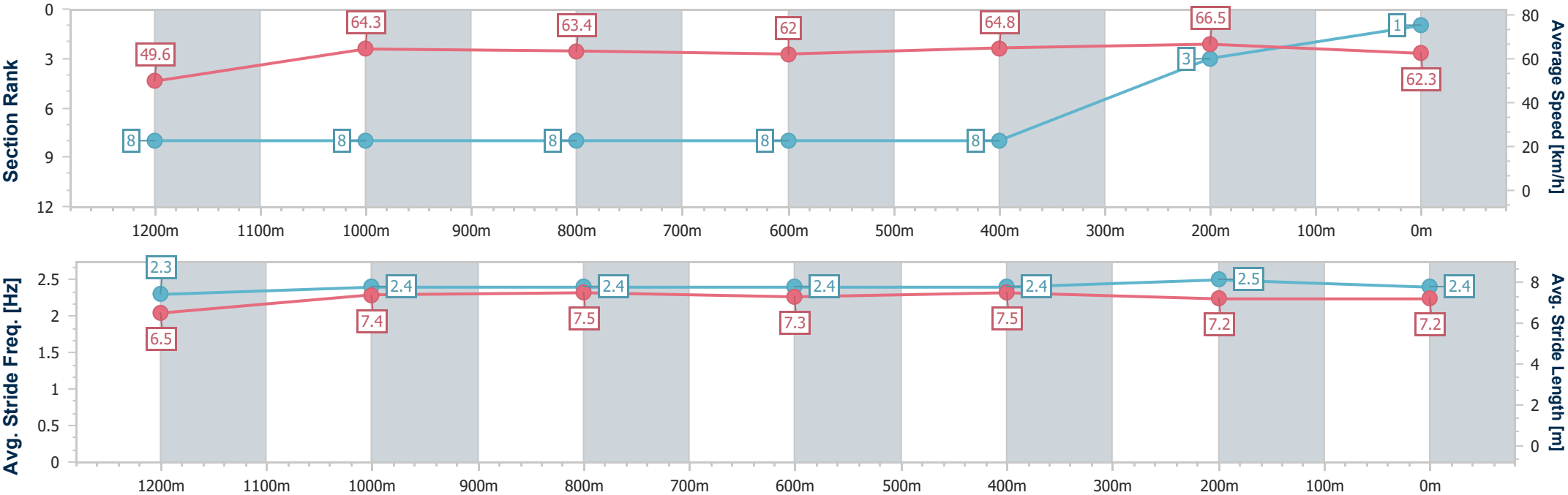


Eagle Farm Professional
Race 8: BECOME A BRC MEMBER Class 6 Handicap - 1400m
31 January 2026 - 16:33
Track Rating: Good 4, Weather: Overcast, Rail Position: +2m Entire



BRISBANE
RACING CLUB

Section	Overall	1200m	1000m	800m	600m	400m	200m						
Section Times	1:22.12 [1] (0:14.60)	1:07.52 [8] (0:11.20)	0:56.32 [8] (0:11.38)	0:44.94 [8] (0:11.52)	0:33.42 [8] (0:10.98)	0:22.44 [8] (0:10.81)	0:11.63 [3] (0:11.63)						
Average Speed [km/h]	49.6	64.3	63.4	62.0	64.8	66.5	62.3						
Top Speed [km/h]	61.9	66.1	64.4	63.2	66.8	67.7	64.9						
Avg. Dist. to Rail [m]	6.8	2.7	0.7	1.5	2.8	1.5	1.1						
Avg. Stride Freq. [Hz]	2.3	2.4	2.4	2.4	2.4	2.5	2.4						
Avg. Stride Length [m]	6.5	7.4	7.5	7.3	7.5	7.2	7.2						





Horse/Jockey Name	Ser Joh
Final Rank	2
Fastest Section Time (Section)	0:11.04 (400m)
Top Speed [km/h] (Section)	67.2 (400m)
Race State	Finished

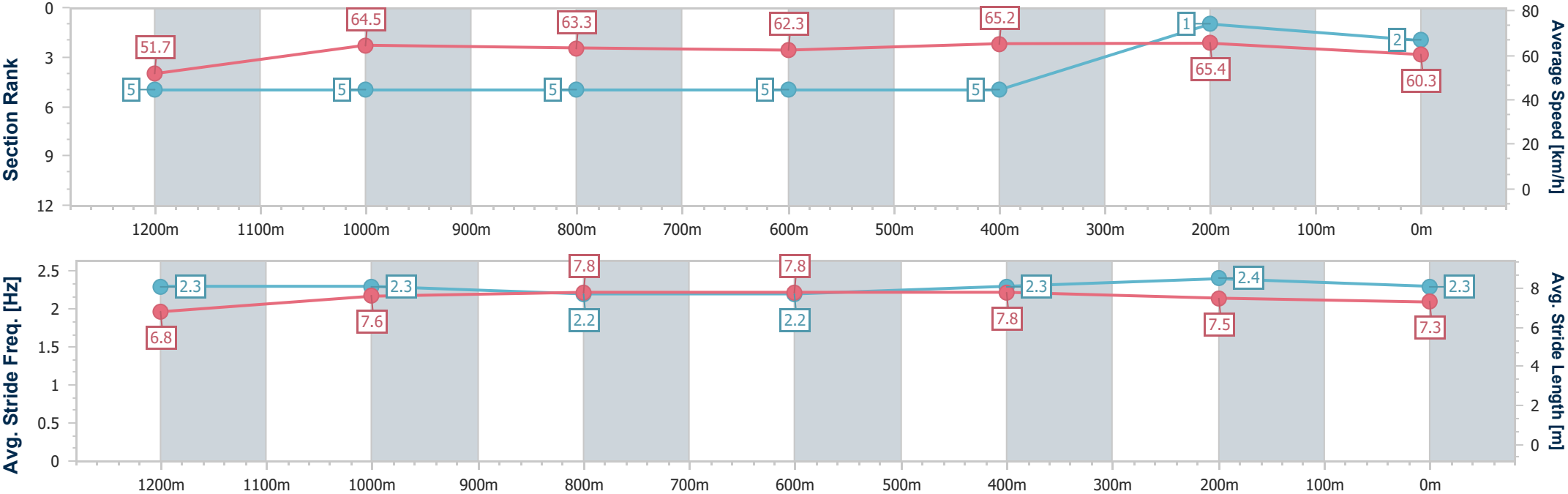


Eagle Farm Professional
Race 8: BECOME A BRC MEMBER Class 6 Handicap - 1400m
31 January 2026 - 16:33
Track Rating: Good 4, Weather: Overcast, Rail Position: +2m Entire



BRISBANE
RACING CLUB

Section	Overall	1200m	1000m	800m	600m	400m	200m						
Section Times	1:22.46 [2] (0:13.96)	1:08.50 [5] (0:11.19)	0:57.31 [5] (0:11.47)	0:45.84 [5] (0:11.62)	0:34.22 [5] (0:11.14)	0:23.08 [5] (0:11.04)	0:12.04 [1] (0:12.04)						
Average Speed [km/h]	51.7	64.5	63.3	62.3	65.2	65.4	60.3						
Top Speed [km/h]	65.2	65.6	64.0	63.4	66.9	67.2	63.5						
Avg. Dist. to Rail [m]	3.1	2.5	1.7	1.5	1.9	5.6	6.7						
Avg. Stride Freq. [Hz]	2.3	2.3	2.2	2.2	2.3	2.4	2.3						
Avg. Stride Length [m]	6.8	7.6	7.8	7.8	7.8	7.5	7.3						





Horse/Jockey Name	Show Some Decorum
Final Rank	3
Fastest Section Time (Section)	0:11.04 (600m)
Top Speed [km/h] (Section)	65.7 (600m)
Race State	Finished

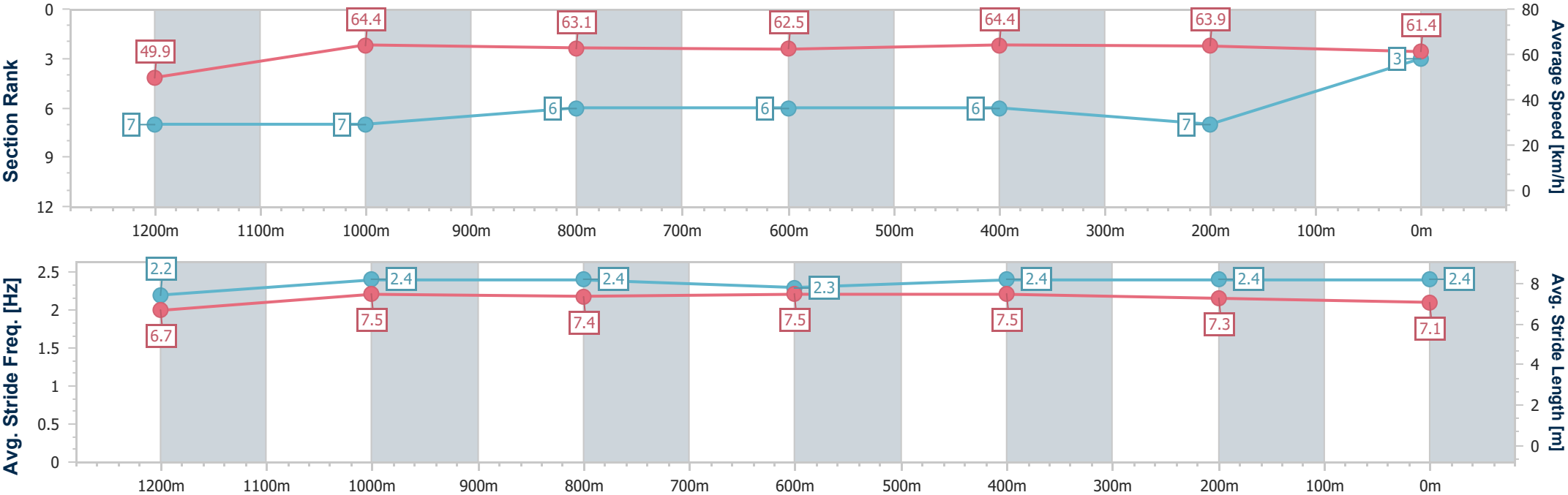


Eagle Farm Professional
Race 8: BECOME A BRC MEMBER Class 6 Handicap - 1400m
31 January 2026 - 16:33
Track Rating: Good 4, Weather: Overcast, Rail Position: +2m Entire



BRISBANE
RACING CLUB

Section	Overall	1200m	1000m	800m	600m	400m	200m						
Section Times	1:22.57 [3] (0:14.42)	1:08.15 [7] (0:11.21)	0:56.94 [7] (0:11.39)	0:45.55 [6] (0:11.47)	0:34.08 [6] (0:11.04)	0:23.04 [6] (0:11.23)	0:11.81 [7] (0:11.81)						
Average Speed [km/h]	49.9	64.4	63.1	62.5	64.4	63.9	61.4						
Top Speed [km/h]	63.1	65.3	63.8	63.4	65.7	65.7	62.4						
Avg. Dist. to Rail [m]	3.0	1.3	0.5	1.5	2.7	1.5	1.7						
Avg. Stride Freq. [Hz]	2.2	2.4	2.4	2.3	2.4	2.4	2.4						
Avg. Stride Length [m]	6.7	7.5	7.4	7.5	7.5	7.3	7.1						





Horse/Jockey Name	Red Defcon
Final Rank	4
Fastest Section Time (Section)	0:10.98 (400m)
Top Speed [km/h] (Section)	66.7 (400m)
Race State	Finished

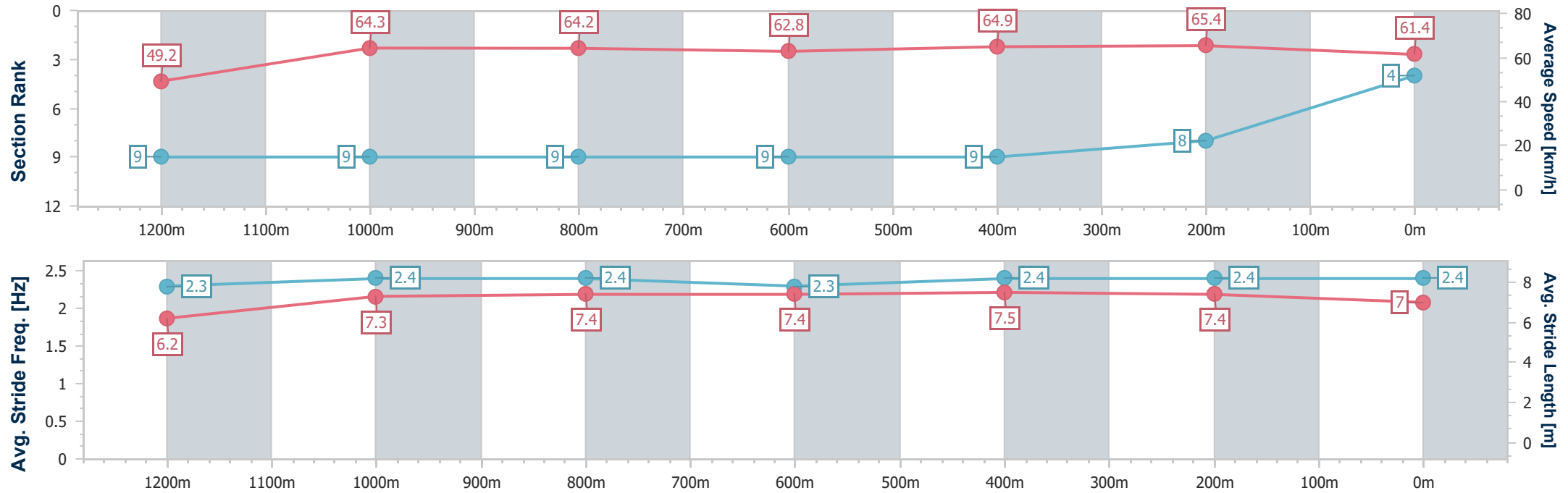


Eagle Farm Professional
Race 8: BECOME A BRC MEMBER Class 6 Handicap - 1400m
31 January 2026 - 16:33
Track Rating: Good 4, Weather: Overcast, Rail Position: +2m Entire



BRISBANE
RACING CLUB

Section	Overall	1200m	1000m	800m	600m	400m	200m						
Section Times	1:22.67 [4] (0:14.68)	1:07.99 [9] (0:11.21)	0:56.78 [9] (0:11.31)	0:45.47 [9] (0:11.54)	0:33.93 [9] (0:11.11)	0:22.82 [9] (0:10.98)	0:11.84 [8] (0:11.84)						
Average Speed [km/h]	49.2	64.3	64.2	62.8	64.9	65.4	61.4						
Top Speed [km/h]	62.8	66.2	66.0	63.2	66.5	66.7	64.2						
Avg. Dist. to Rail [m]	2.2	2.0	1.9	0.6	0.4	3.4	4.6						
Avg. Stride Freq. [Hz]	2.3	2.4	2.4	2.3	2.4	2.4	2.4						
Avg. Stride Length [m]	6.2	7.3	7.4	7.4	7.5	7.4	7.0						



[] Ranking at each section and finish
-.-.- No data available at this section
NA No data available



Horse/Jockey Name	Just Flying
Final Rank	5
Fastest Section Time (Section)	0:10.92 (1200m)
Top Speed [km/h] (Section)	66.5 (1200m)
Race State	Finished

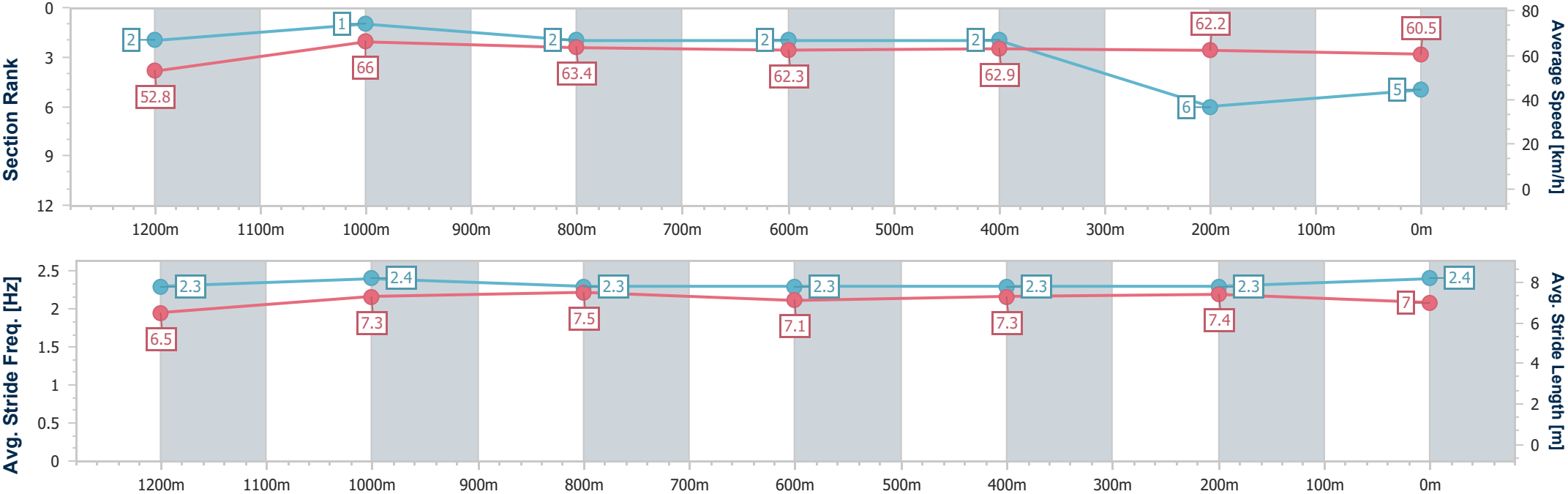


Eagle Farm Professional
Race 8: BECOME A BRC MEMBER Class 6 Handicap - 1400m
31 January 2026 - 16:33
Track Rating: Good 4, Weather: Overcast, Rail Position: +2m Entire



BRISBANE
RACING CLUB

Section	Overall	1200m	1000m	800m	600m	400m	200m						
Section Times	1:22.70 [5] (0:13.72)	1:08.98 [2] (0:10.92)	0:58.06 [1] (0:11.50)	0:46.56 [2] (0:11.63)	0:34.93 [2] (0:11.36)	0:23.57 [2] (0:11.60)	0:11.97 [6] (0:11.97)						
Average Speed [km/h]	52.8	66.0	63.4	62.3	62.9	62.2	60.5						
Top Speed [km/h]	66.4	66.5	65.3	63.6	63.4	63.3	62.1						
Avg. Dist. to Rail [m]	8.7	5.3	2.9	1.0	1.7	0.8	0.3						
Avg. Stride Freq. [Hz]	2.3	2.4	2.3	2.3	2.3	2.3	2.4						
Avg. Stride Length [m]	6.5	7.3	7.5	7.1	7.3	7.4	7.0						





Horse/Jockey Name	Deep Respect
Final Rank	6
Fastest Section Time (Section)	0:11.06 (600m)
Top Speed [km/h] (Section)	66.9 (600m)
Race State	Finished

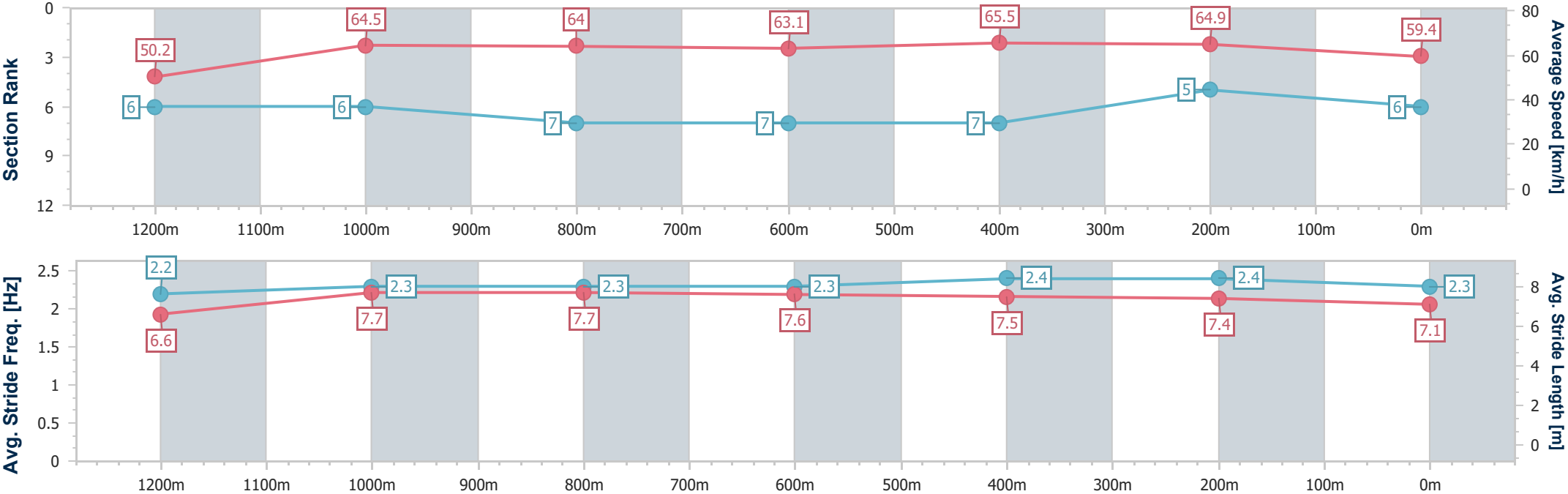


Eagle Farm Professional
Race 8: BECOME A BRC MEMBER Class 6 Handicap - 1400m
31 January 2026 - 16:33
Track Rating: Good 4, Weather: Overcast, Rail Position: +2m Entire



BRISBANE
RACING CLUB

Section	Overall	1200m	1000m	800m	600m	400m	200m						
Section Times	1:22.82 [6] (0:14.40)	1:08.42 [6] (0:11.18)	0:57.24 [6] (0:11.49)	0:45.75 [7] (0:11.46)	0:34.29 [7] (0:11.06)	0:23.23 [7] (0:11.09)	0:12.14 [5] (0:12.14)						
Average Speed [km/h]	50.2	64.5	64.0	63.1	65.5	64.9	59.4						
Top Speed [km/h]	63.4	65.4	64.8	63.7	66.9	66.1	63.0						
Avg. Dist. to Rail [m]	4.4	3.5	3.2	1.6	1.2	6.5	7.3						
Avg. Stride Freq. [Hz]	2.2	2.3	2.3	2.3	2.4	2.4	2.3						
Avg. Stride Length [m]	6.6	7.7	7.7	7.6	7.5	7.4	7.1						



[] Ranking at each section and finish
-.-.- No data available at this section
NA No data available



Horse/Jockey Name	Take A Picture
Final Rank	7
Fastest Section Time (Section)	0:11.09 (400m)
Top Speed [km/h] (Section)	66.3 (600m)
Race State	Finished

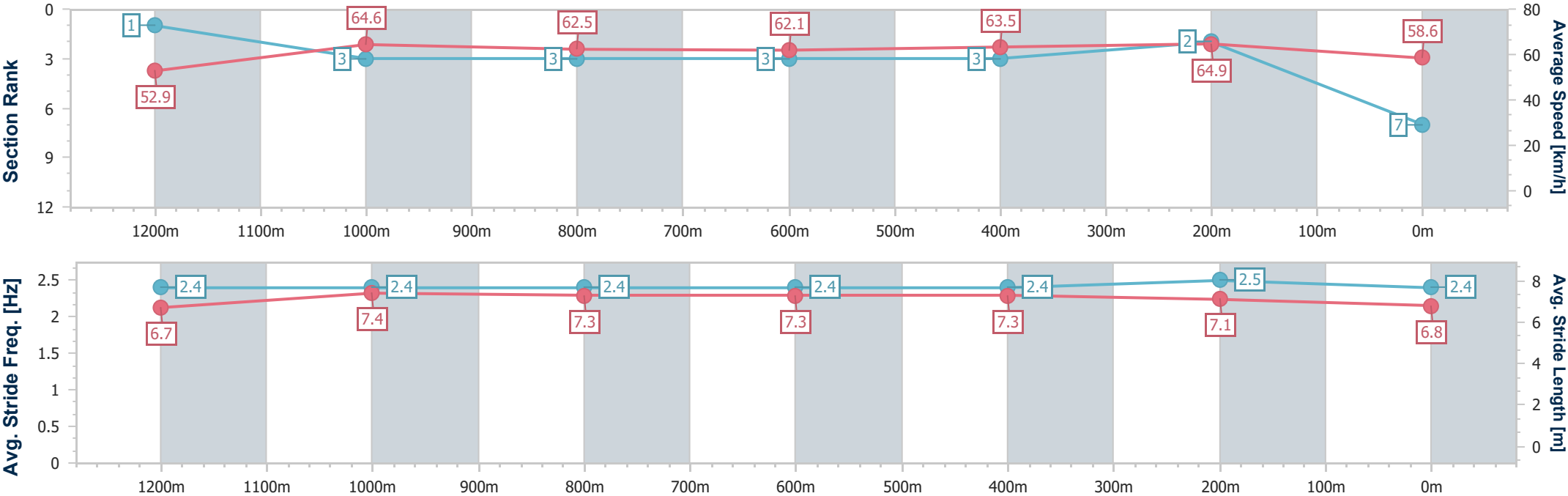


Eagle Farm Professional
Race 8: BECOME A BRC MEMBER Class 6 Handicap - 1400m
31 January 2026 - 16:33
Track Rating: Good 4, Weather: Overcast, Rail Position: +2m Entire



BRISBANE
RACING CLUB

Section	Overall	1200m	1000m	800m	600m	400m	200m						
Section Times	1:22.86 [7] (0:13.70)	1:09.16 [1] (0:11.16)	0:58.00 [3] (0:11.53)	0:46.47 [3] (0:11.62)	0:34.85 [3] (0:11.34)	0:23.51 [3] (0:11.09)	0:12.42 [2] (0:12.42)						
Average Speed [km/h]	52.9	64.6	62.5	62.1	63.5	64.9	58.6						
Top Speed [km/h]	65.6	65.8	64.1	63.8	66.3	66.3	61.2						
Avg. Dist. to Rail [m]	6.4	2.0	0.5	0.5	0.8	3.8	3.8						
Avg. Stride Freq. [Hz]	2.4	2.4	2.4	2.4	2.4	2.5	2.4						
Avg. Stride Length [m]	6.7	7.4	7.3	7.3	7.3	7.1	6.8						





Horse/Jockey Name	Castillian
Final Rank	8
Fastest Section Time (Section)	0:11.13 (1200m)
Top Speed [km/h] (Section)	65.6 (1200m)
Race State	Finished

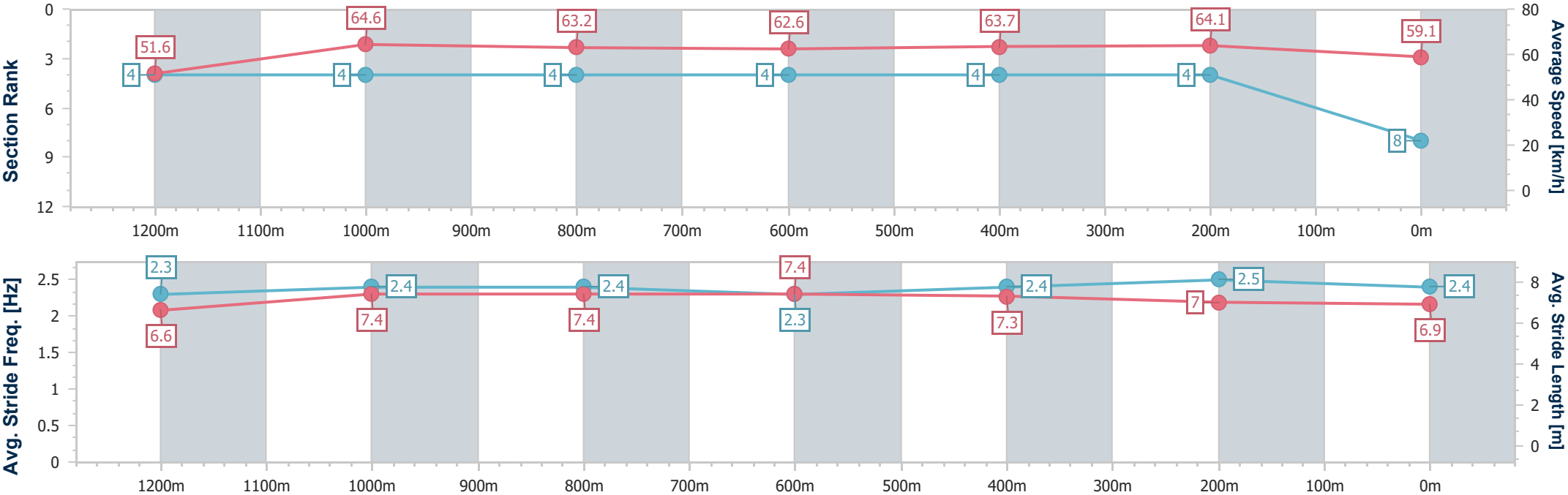


Eagle FarmProfessional
Race 8: BECOME A BRC MEMBER Class 6 Handicap - 1400m
31 January 2026 - 16:33
Track Rating: Good 4, Weather: Overcast, Rail Position: +2m Entire



BRISBANE
RACING CLUB

Section	Overall	1200m	1000m	800m	600m	400m	200m						
Section Times	1:22.87 [8] (0:13.94)	1:08.93 [4] (0:11.13)	0:57.80 [4] (0:11.44)	0:46.36 [4] (0:11.57)	0:34.79 [4] (0:11.28)	0:23.51 [4] (0:11.27)	0:12.24 [4] (0:12.24)						
Average Speed [km/h]	51.6	64.6	63.2	62.6	63.7	64.1	59.1						
Top Speed [km/h]	63.4	65.6	64.3	63.5	64.8	65.3	61.5						
Avg. Dist. to Rail [m]	2.5	1.4	0.6	0.4	0.7	5.1	6.0						
Avg. Stride Freq. [Hz]	2.3	2.4	2.4	2.3	2.4	2.5	2.4						
Avg. Stride Length [m]	6.6	7.4	7.4	7.4	7.3	7.0	6.9						





Horse/Jockey Name	Atmosphere
Final Rank	9
Fastest Section Time (Section)	0:10.90 (1200m)
Top Speed [km/h] (Section)	66.9 (1200m)
Race State	Finished

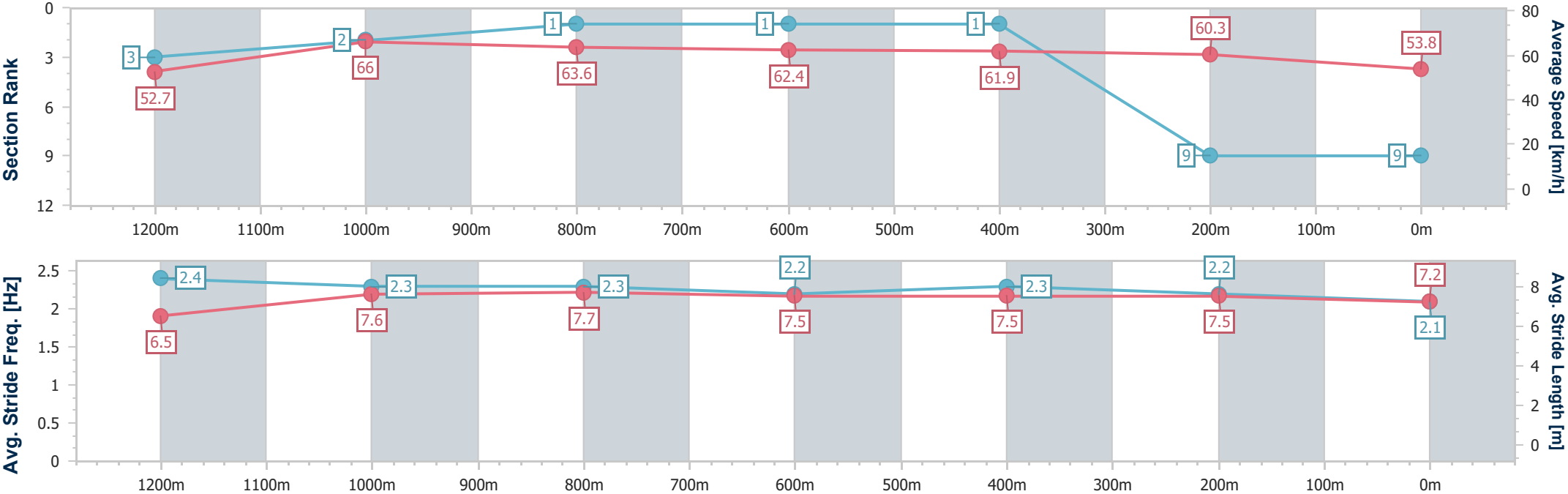


Eagle Farm Professional
Race 8: BECOME A BRC MEMBER Class 6 Handicap - 1400m
31 January 2026 - 16:33
Track Rating: Good 4, Weather: Overcast, Rail Position: +2m Entire



BRISBANE
RACING CLUB

Section	Overall	1200m	1000m	800m	600m	400m	200m						
Section Times	1:24.43 [9] (0:13.74)	1:10.69 [3] (0:10.90)	0:59.79 [2] (0:11.36)	0:48.43 [1] (0:11.51)	0:36.92 [1] (0:11.57)	0:25.35 [1] (0:11.91)	0:13.44 [9] (0:13.44)						
Average Speed [km/h]	52.7	66.0	63.6	62.4	61.9	60.3	53.8						
Top Speed [km/h]	65.7	66.9	65.0	63.2	62.7	62.0	58.4						
Avg. Dist. to Rail [m]	4.7	1.6	0.7	0.3	1.5	1.1	0.5						
Avg. Stride Freq. [Hz]	2.4	2.3	2.3	2.2	2.3	2.2	2.1						
Avg. Stride Length [m]	6.5	7.6	7.7	7.5	7.5	7.5	7.2						





Eagle Farm Professional

Race 9: XXXX BENCHMARK 90 Handicap - 1000m

31 January 2026 - 17:11



BRISBANE
RACING CLUB

Track Rating: Good 4, Weather: Overcast, Rail Position: +2m Entire

Section						Overall	800m	600m	400m	200m	Last 600m		
Field Times						0:56.26 (0:12.63)	0:43.63 (0:10.27)	0:33.36 (0:10.55)	0:22.81 (0:10.83)	0:11.98 (0:11.98)	0:33.36		
Rank	TAB	Horse/Jockey	Barrier	Top Speed [km/h]	Fastest Section						Margin		
1	12	TIGER TIE	4	72.1	0:10.27	0:56.26 [1]	0:43.63 [1]	0:33.36 [1]	0:22.81 [1]	0:11.98 [1]	0:56.26	0:33.36	
		Tahlia Fenlon		Overall	800m	(0:12.63)	(0:10.27)	(0:10.55)	(0:10.83)	(0:11.98)			
2	1	VODKA MARTINI	1	70.6	0:10.32	0:56.56 [2]	0:43.71 [4]	0:33.39 [3]	0:22.90 [2]	0:12.05 [2]	1.75L	0:33.39 +3	
		Corey Sutherland		800m	800m	(0:12.85)	(0:10.32)	(0:10.49)	(0:10.85)	(0:12.05)			
3	3	FLEETWOOD	8	71.6	0:10.31	0:56.88 [3]	0:43.55 [9]	0:33.24 [8]	0:22.62 [9]	0:12.01 [3]	3.63L	0:33.24 +8	
		Jai Williams		Overall	800m	(0:13.33)	(0:10.31)	(0:10.62)	(0:10.61)	(0:12.01)			
4	10	BRERETON	2	72.4	0:10.43	0:57.06 [4]	0:44.24 [3]	0:33.81 [4]	0:23.02 [6]	0:12.10 [6]	4.7L	0:33.81 +9	
		Cejay Graham		800m	800m	(0:12.82)	(0:10.43)	(0:10.79)	(0:10.92)	(0:12.10)			
5	6	HOLY RACKET	6	72.9	0:10.32	0:57.22 [5]	0:44.13 [6]	0:33.81 [6]	0:23.25 [4]	0:12.30 [4]	5.62L	0:33.81 +11	
		Daniel Moor		800m	800m	(0:13.09)	(0:10.32)	(0:10.56)	(0:10.95)	(0:12.30)			
6	5	HE'S HEAVEN	3	72.1	0:10.40	0:57.22 [6]	0:44.30 [5]	0:33.90 [5]	0:23.19 [5]	0:12.16 [7]	5.66L	0:33.90 +9	
		Kyle Wilson-Taylor		800m	800m	(0:12.92)	(0:10.40)	(0:10.71)	(0:11.03)	(0:12.16)			
7	8	TECTONIC PLATE	10	73.2	0:10.14	0:57.43 [7]	0:43.90 [10]	0:33.76 [9]	0:23.20 [8]	0:12.33 [8]	6.89L	0:33.76 +13	
		Michael Rodd		800m	800m	(0:13.53)	(0:10.14)	(0:10.56)	(0:10.87)	(0:12.33)			
8	7	FLAG HALL	7	71.0	0:10.34	0:57.57 [8]	0:44.35 [7]	0:34.01 [7]	0:23.48 [7]	0:12.38 [9]	7.72L	0:34.01 +10	
		Jasper Franklin		800m	800m	(0:13.22)	(0:10.34)	(0:10.53)	(0:11.10)	(0:12.38)			
9	9	WONDEREACH	5	73.2	0:10.27	0:57.61 [9]	0:44.85 [2]	0:34.58 [2]	0:23.85 [3]	0:12.66 [5]	7.92L	0:34.58 +11	
		Ben Thompson		800m	800m	(0:12.76)	(0:10.27)	(0:10.73)	(0:11.19)	(0:12.66)			
10	2	CHAKRA BOY	9	71.2	0:10.40	0:58.29 [10]	0:44.98 [8]	0:34.58 [10]	0:23.81 [10]	0:12.73 [10]	11.93L	0:34.58 +16	
		Chelsea Baker		800m	800m	(0:13.31)	(0:10.40)	(0:10.77)	(0:11.08)	(0:12.73)			

Scratched: Goldsbrough (#4), Tonneofgrit (#11)

Report Created: Sat 31 January 2026 18:17 GMT+1 (Note: Timing is based on position data)

Page 1/11

[] Ranking at each section and finish
-:-:- No data available at this section
NA No data available

SCN Saddle cloth number
DNF Did not finish
DNT Did not track

data processed by  TRIPLESDATA



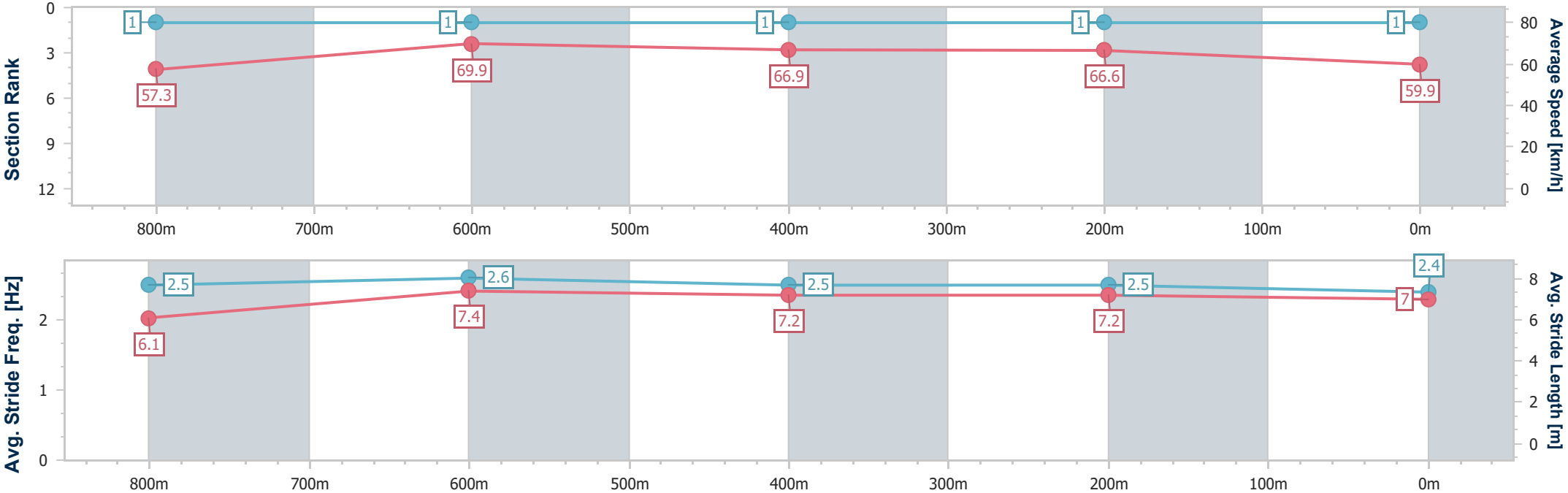
Horse/Jockey Name	Tiger Tie
Final Rank	1
Fastest Section Time (Section)	0:10.27 (800m)
Top Speed [km/h] (Section)	72.1 (Overall)
Race State	Finished



Eagle FarmProfessional
Race 9: XXXX BENCHMARK 90 Handicap - 1000m
31 January 2026 - 17:11
Track Rating: Good 4, Weather: Overcast, Rail Position: +2m Entire



Section	Overall	800m	600m	400m	200m														
Section Times	0:56.26 [1] (0:12.63)	0:43.63 [1] (0:10.27)	0:33.36 [1] (0:10.55)	0:22.81 [1] (0:10.83)	0:11.98 [1] (0:11.98)														
Average Speed [km/h]	57.3	69.9	66.9	66.6	59.9														
Top Speed [km/h]	72.1	71.6	68.0	68.0	63.9														
Avg. Dist. to Rail [m]	2.7	0.9	4.1	4.5	3.7														
Avg. Stride Freq. [Hz]	2.5	2.6	2.5	2.5	2.4														
Avg. Stride Length [m]	6.1	7.4	7.2	7.2	7.0														



[] Ranking at each section and finish
- - - - No data available at this section
NA No data available



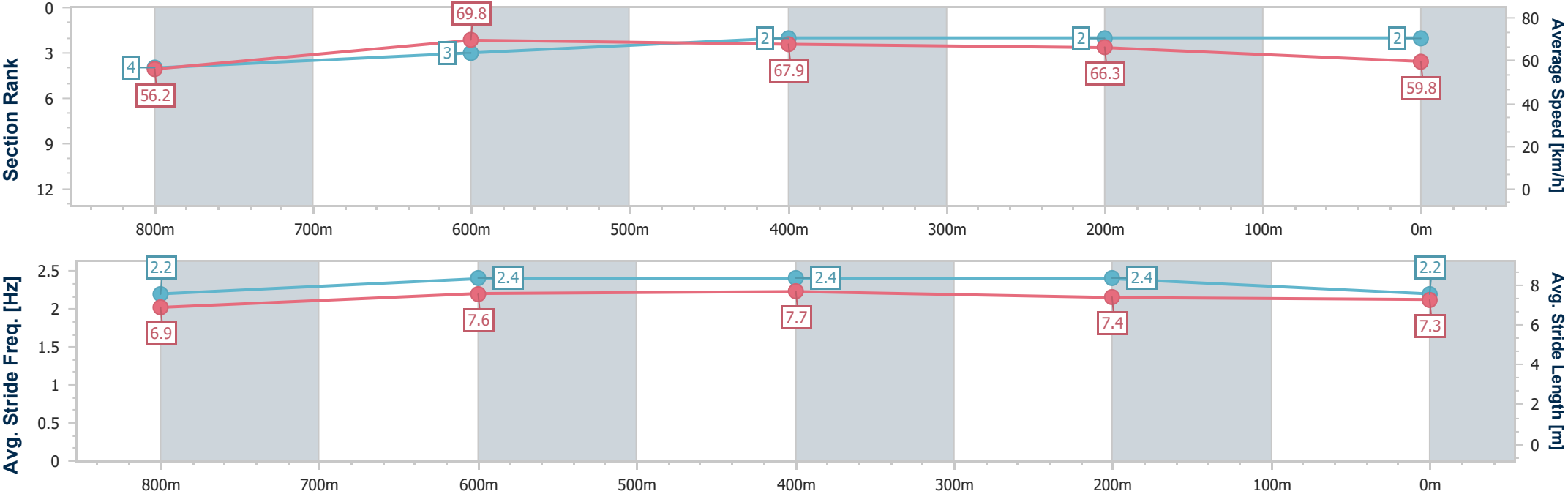
Horse/Jockey Name	Vodka Martini
Final Rank	2
Fastest Section Time (Section)	0:10.32 (800m)
Top Speed [km/h] (Section)	70.6 (800m)
Race State	Finished



Eagle FarmProfessional
Race 9: XXXX BENCHMARK 90 Handicap - 1000m
31 January 2026 - 17:11
Track Rating: Good 4, Weather: Overcast, Rail Position: +2m Entire



Section	Overall	800m	600m	400m	200m															
Section Times	0:56.56 [2] (0:12.85)	0:43.71 [4] (0:10.32)	0:33.39 [3] (0:10.49)	0:22.90 [2] (0:10.85)	0:12.05 [2] (0:12.05)															
Average Speed [km/h]	56.2	69.8	67.9	66.3	59.8															
Top Speed [km/h]	70.1	70.6	68.8	68.3	64.0															
Avg. Dist. to Rail [m]	0.8	0.2	1.5	1.5	1.2															
Avg. Stride Freq. [Hz]	2.2	2.4	2.4	2.4	2.2															
Avg. Stride Length [m]	6.9	7.6	7.7	7.4	7.3															



[] Ranking at each section and finish
-.-.- No data available at this section
NA No data available



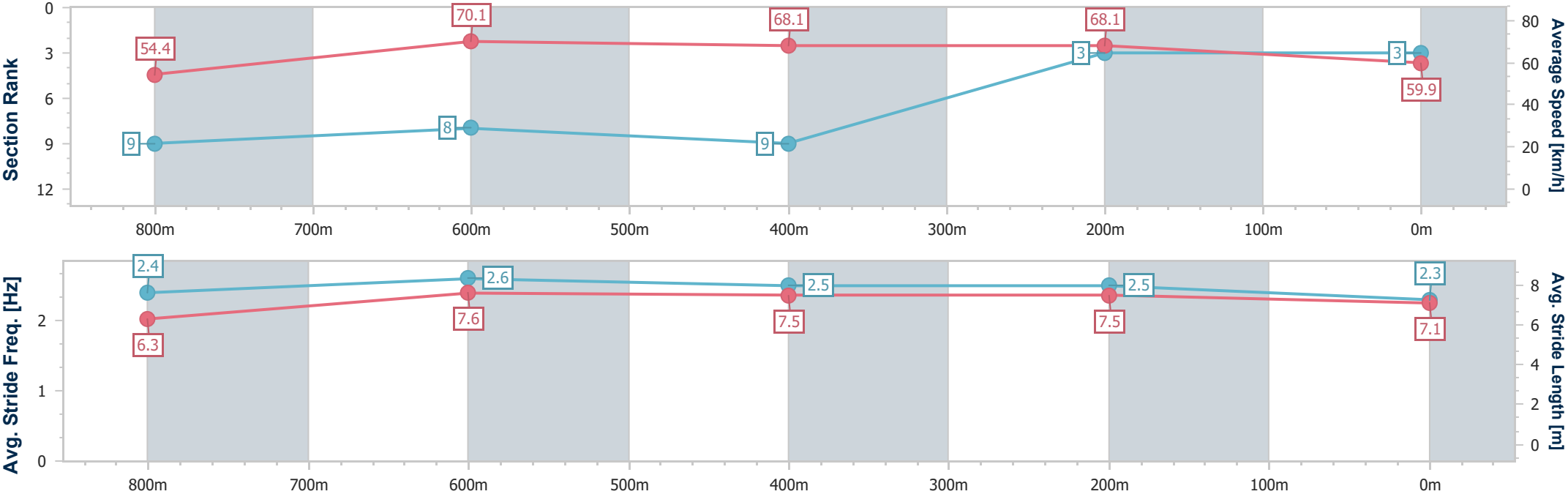
Horse/Jockey Name	Fleetwood
Final Rank	3
Fastest Section Time (Section)	0:10.31 (800m)
Top Speed [km/h] (Section)	71.6 (Overall)
Race State	Finished



Eagle FarmProfessional
Race 9: XXXX BENCHMARK 90 Handicap - 1000m
31 January 2026 - 17:11
Track Rating: Good 4, Weather: Overcast, Rail Position: +2m Entire



Section	Overall	800m	600m	400m	200m										
Section Times	0:56.88 [3] (0:13.33)	0:43.55 [9] (0:10.31)	0:33.24 [8] (0:10.62)	0:22.62 [9] (0:10.61)	0:12.01 [3] (0:12.01)										
Average Speed [km/h]	54.4	70.1	68.1	68.1	59.9										
Top Speed [km/h]	71.6	71.5	70.4	70.4	64.3										
Avg. Dist. to Rail [m]	6.2	0.8	1.1	0.8	1.0										
Avg. Stride Freq. [Hz]	2.4	2.6	2.5	2.5	2.3										
Avg. Stride Length [m]	6.3	7.6	7.5	7.5	7.1										





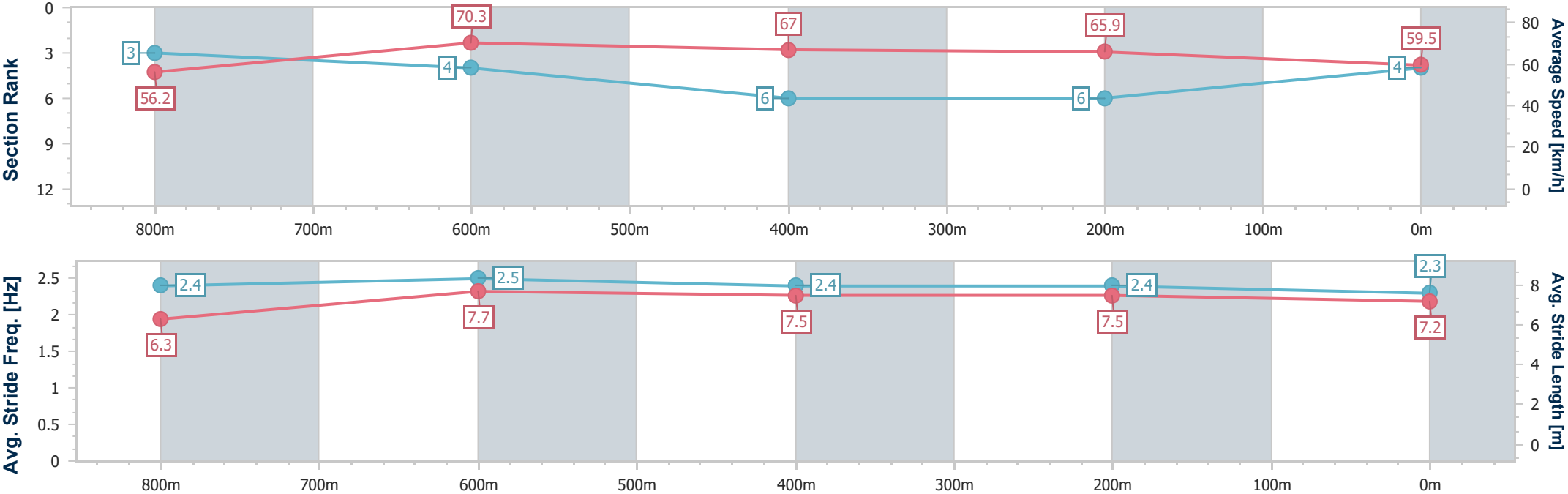
Horse/Jockey Name	Brereton
Final Rank	4
Fastest Section Time (Section)	0:10.43 (800m)
Top Speed [km/h] (Section)	72.4 (800m)
Race State	Finished



Eagle FarmProfessional
Race 9: XXXX BENCHMARK 90 Handicap - 1000m
31 January 2026 - 17:11
Track Rating: Good 4, Weather: Overcast, Rail Position: +2m Entire



Section	Overall	800m	600m	400m	200m														
Section Times	0:57.06 [4] (0:12.82)	0:44.24 [3] (0:10.43)	0:33.81 [4] (0:10.79)	0:23.02 [6] (0:10.92)	0:12.10 [6] (0:12.10)														
Average Speed [km/h]	56.2	70.3	67.0	65.9	59.5														
Top Speed [km/h]	72.0	72.4	68.4	67.5	63.1														
Avg. Dist. to Rail [m]	1.7	3.4	1.2	0.9	1.9														
Avg. Stride Freq. [Hz]	2.4	2.5	2.4	2.4	2.3														
Avg. Stride Length [m]	6.3	7.7	7.5	7.5	7.2														





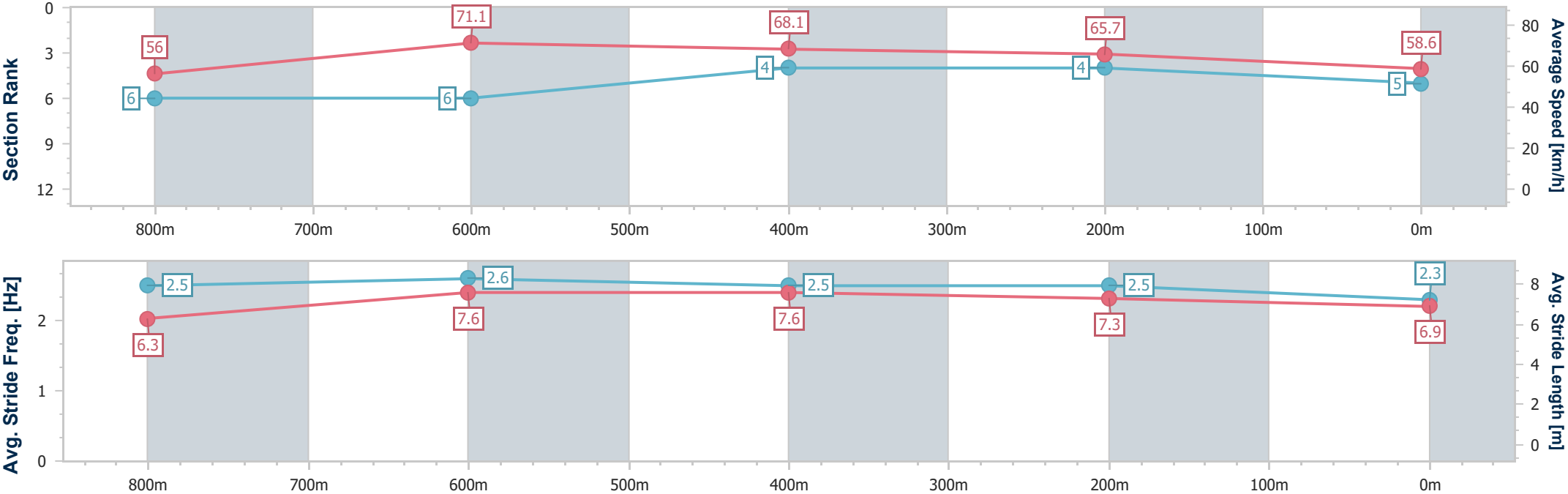
Horse/Jockey Name	Holy Racket
Final Rank	5
Fastest Section Time (Section)	0:10.32 (800m)
Top Speed [km/h] (Section)	72.9 (800m)
Race State	Finished



Eagle FarmProfessional
Race 9: XXXX BENCHMARK 90 Handicap - 1000m
31 January 2026 - 17:11
Track Rating: Good 4, Weather: Overcast, Rail Position: +2m Entire



Section	Overall	800m	600m	400m	200m														
Section Times	0:57.22 [5] (0:13.09)	0:44.13 [6] (0:10.32)	0:33.81 [6] (0:10.56)	0:23.25 [4] (0:10.95)	0:12.30 [4] (0:12.30)														
Average Speed [km/h]	56.0	71.1	68.1	65.7	58.6														
Top Speed [km/h]	71.8	72.9	69.7	68.2	63.1														
Avg. Dist. to Rail [m]	5.7	4.3	0.8	2.4	2.9														
Avg. Stride Freq. [Hz]	2.5	2.6	2.5	2.5	2.3														
Avg. Stride Length [m]	6.3	7.6	7.6	7.3	6.9														



[] Ranking at each section and finish
-.-.- No data available at this section
NA No data available



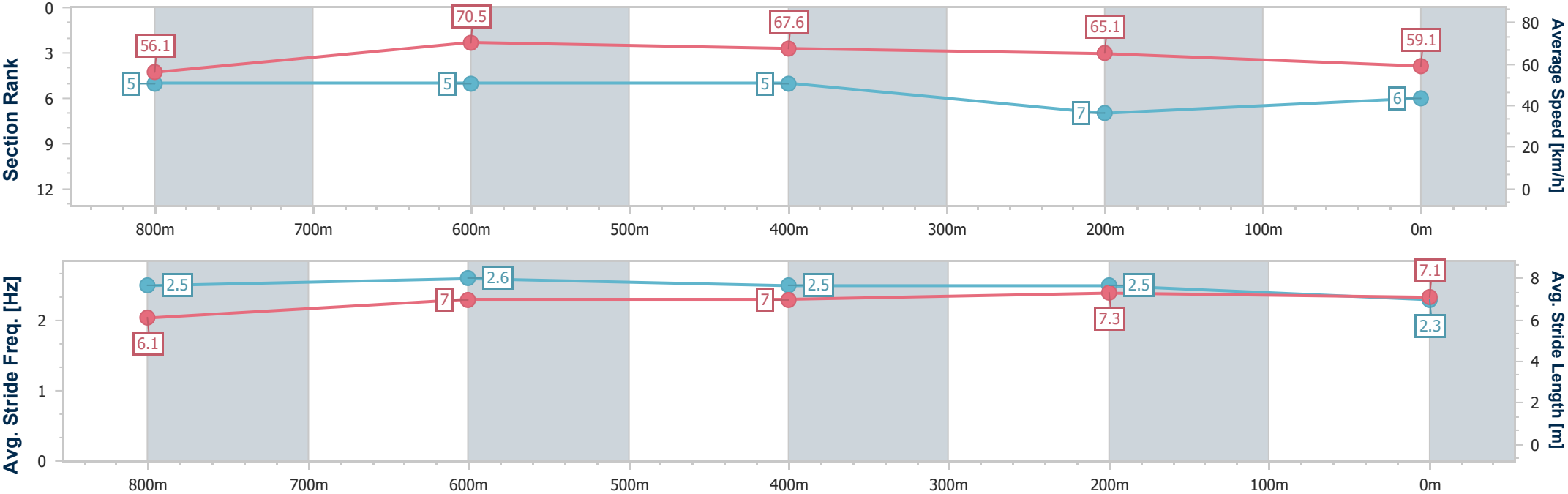
Horse/Jockey Name	He's Heaven
Final Rank	6
Fastest Section Time (Section)	0:10.40 (800m)
Top Speed [km/h] (Section)	72.1 (800m)
Race State	Finished



Eagle FarmProfessional
Race 9: XXXX BENCHMARK 90 Handicap - 1000m
31 January 2026 - 17:11
Track Rating: Good 4, Weather: Overcast, Rail Position: +2m Entire



Section	Overall	800m	600m	400m	200m										
Section Times	0:57.22 [6] (0:12.92)	0:44.30 [5] (0:10.40)	0:33.90 [5] (0:10.71)	0:23.19 [5] (0:11.03)	0:12.16 [7] (0:12.16)										
Average Speed [km/h]	56.1	70.5	67.6	65.1	59.1										
Top Speed [km/h]	71.9	72.1	70.2	67.1	62.7										
Avg. Dist. to Rail [m]	2.3	3.8	1.3	0.7	0.7										
Avg. Stride Freq. [Hz]	2.5	2.6	2.5	2.5	2.3										
Avg. Stride Length [m]	6.1	7.0	7.0	7.3	7.1										



[] Ranking at each section and finish
-.-.- No data available at this section
NA No data available



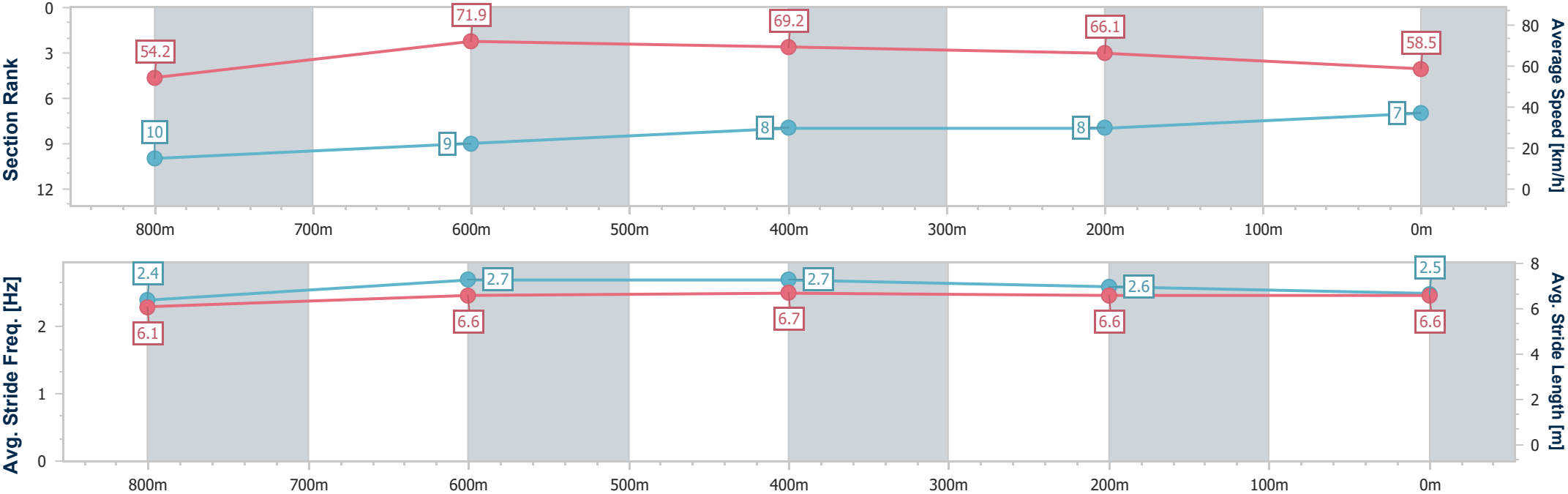
Horse/Jockey Name	Tectonic Plate
Final Rank	7
Fastest Section Time (Section)	0:10.14 (800m)
Top Speed [km/h] (Section)	73.2 (800m)
Race State	Finished



Eagle FarmProfessional
Race 9: XXXX BENCHMARK 90 Handicap - 1000m
31 January 2026 - 17:11
Track Rating: Good 4, Weather: Overcast, Rail Position: +2m Entire



Section	Overall	800m	600m	400m	200m										
Section Times	0:57.43 [7] (0:13.53)	0:43.90 [10] (0:10.14)	0:33.76 [9] (0:10.56)	0:23.20 [8] (0:10.87)	0:12.33 [8] (0:12.33)										
Average Speed [km/h]	54.2	71.9	69.2	66.1	58.5										
Top Speed [km/h]	71.9	73.2	71.4	68.9	62.7										
Avg. Dist. to Rail [m]	9.0	2.9	3.1	6.8	7.3										
Avg. Stride Freq. [Hz]	2.4	2.7	2.7	2.6	2.5										
Avg. Stride Length [m]	6.1	6.6	6.7	6.6	6.6										





Horse/Jockey Name	Flag Hall
Final Rank	8
Fastest Section Time (Section)	0:10.34 (800m)
Top Speed [km/h] (Section)	71.0 (800m)
Race State	Finished



Eagle FarmProfessional
Race 9: XXXX BENCHMARK 90 Handicap - 1000m

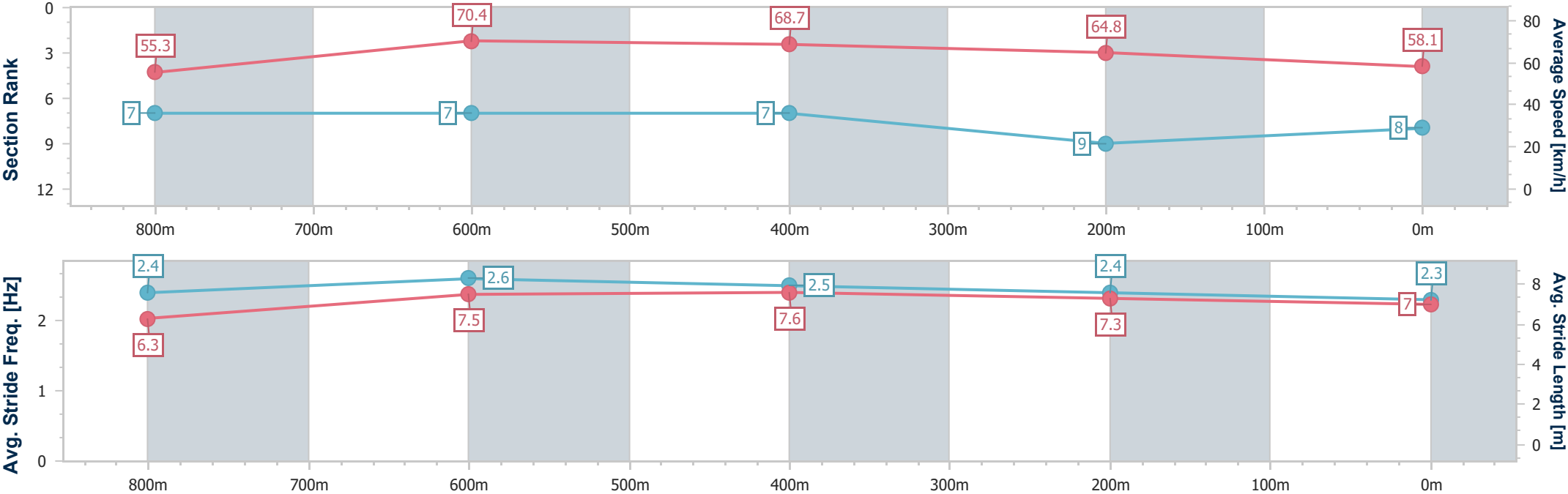
31 January 2026 - 17:11

Track Rating: Good 4, Weather: Overcast, Rail Position: +2m Entire



BRISBANE
RACING CLUB

Section	Overall	800m	600m	400m	200m														
Section Times	0:57.57 [8] (0:13.22)	0:44.35 [7] (0:10.34)	0:34.01 [7] (0:10.53)	0:23.48 [7] (0:11.10)	0:12.38 [9] (0:12.38)														
Average Speed [km/h]	55.3	70.4	68.7	64.8	58.1														
Top Speed [km/h]	70.6	71.0	70.2	67.0	61.1														
Avg. Dist. to Rail [m]	6.9	2.4	0.9	3.8	2.4														
Avg. Stride Freq. [Hz]	2.4	2.6	2.5	2.4	2.3														
Avg. Stride Length [m]	6.3	7.5	7.6	7.3	7.0														





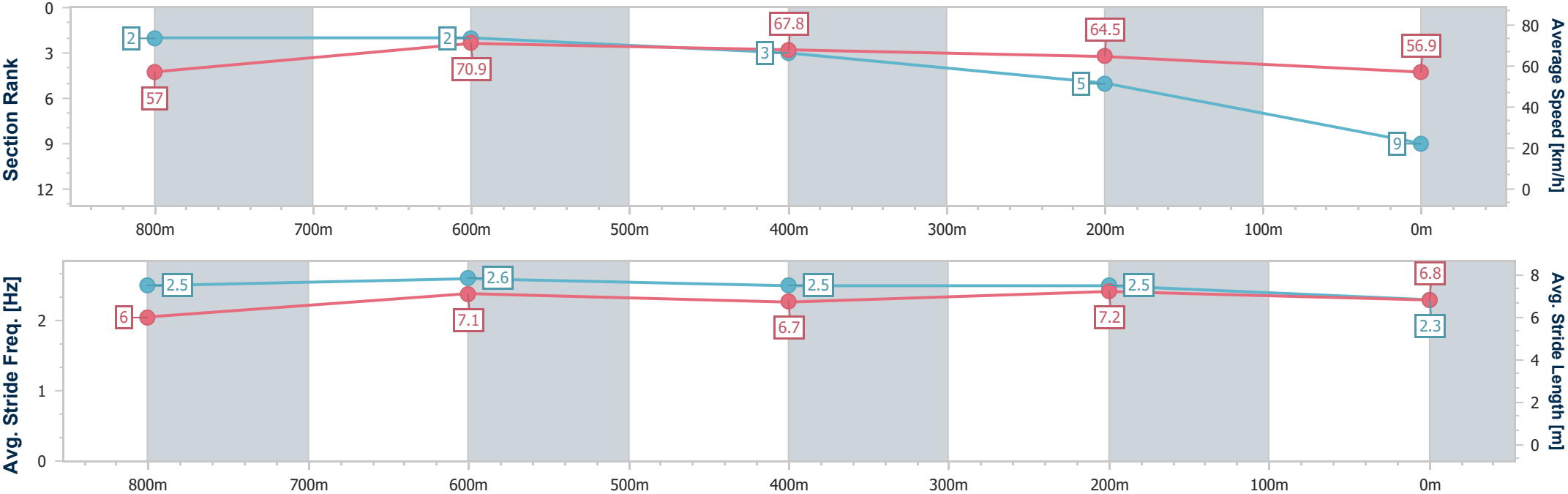
Horse/Jockey Name	Wondereach
Final Rank	9
Fastest Section Time (Section)	0:10.27 (800m)
Top Speed [km/h] (Section)	73.2 (800m)
Race State	Finished



Eagle FarmProfessional
Race 9: XXXX BENCHMARK 90 Handicap - 1000m
31 January 2026 - 17:11
Track Rating: Good 4, Weather: Overcast, Rail Position: +2m Entire



Section	Overall	800m	600m	400m	200m														
Section Times	0:57.61 [9] (0:12.76)	0:44.85 [2] (0:10.27)	0:34.58 [2] (0:10.73)	0:23.85 [3] (0:11.19)	0:12.66 [5] (0:12.66)														
Average Speed [km/h]	57.0	70.9	67.8	64.5	56.9														
Top Speed [km/h]	73.0	73.2	69.1	67.0	60.7														
Avg. Dist. to Rail [m]	4.4	3.3	2.1	3.8	3.4														
Avg. Stride Freq. [Hz]	2.5	2.6	2.5	2.5	2.3														
Avg. Stride Length [m]	6.0	7.1	6.7	7.2	6.8														



[] Ranking at each section and finish
-.-.- No data available at this section
NA No data available



Horse/Jockey Name	Chakra Boy
Final Rank	10
Fastest Section Time (Section)	0:10.40 (800m)
Top Speed [km/h] (Section)	71.2 (800m)
Race State	Finished

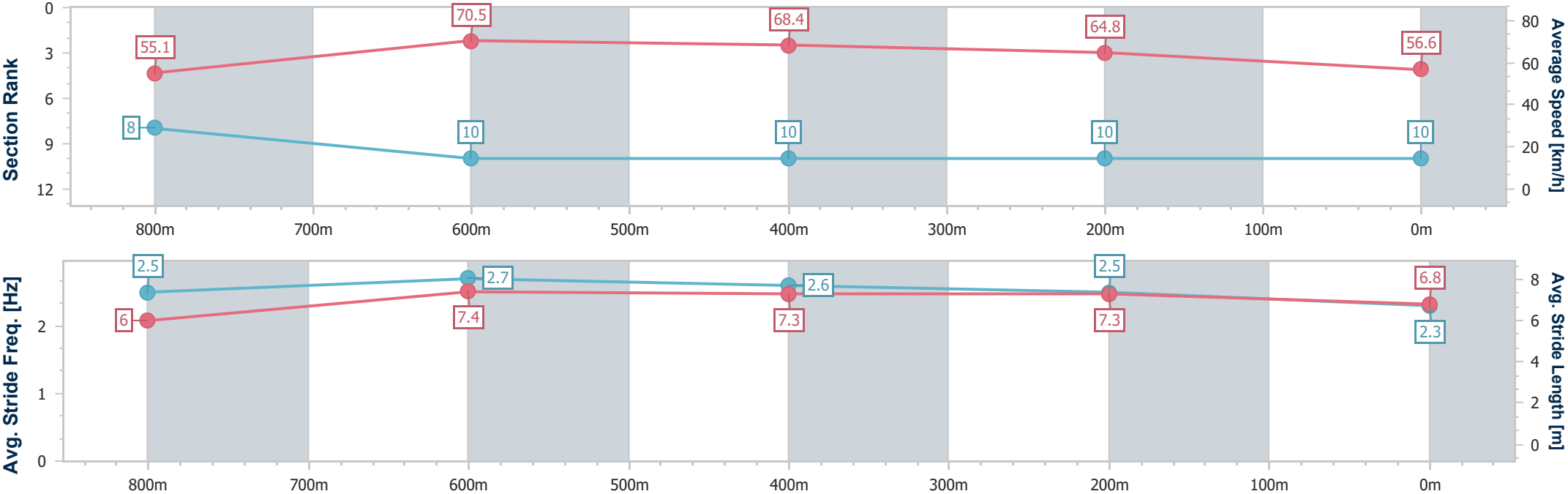


Eagle FarmProfessional
Race 9: XXXX BENCHMARK 90 Handicap - 1000m
31 January 2026 - 17:11
Track Rating: Good 4, Weather: Overcast, Rail Position: +2m Entire



BRISBANE
RACING CLUB

Section	Overall	800m	600m	400m	200m										
Section Times	0:58.29 [10] (0:13.31)	0:44.98 [8] (0:10.40)	0:34.58 [10] (0:10.77)	0:23.81 [10] (0:11.08)	0:12.73 [10] (0:12.73)										
Average Speed [km/h]	55.1	70.5	68.4	64.8	56.6										
Top Speed [km/h]	70.9	71.2	70.5	68.2	60.8										
Avg. Dist. to Rail [m]	8.9	4.3	4.3	7.3	6.4										
Avg. Stride Freq. [Hz]	2.5	2.7	2.6	2.5	2.3										
Avg. Stride Length [m]	6.0	7.4	7.3	7.3	6.8										





Eagle Farm Professional
Race 10: LADBROKES BIG BETS COPY NOW BENCHMARK 78 Handicap
- 1200m

31 January 2026 - 17:48



BRISBANE
RACING CLUB

Track Rating: Good 4, Weather: Overcast, Rail Position: +2m Entire

Section						Overall	1000m	800m	600m	400m	200m	Last 600m	
Field Times						1:10.05 (0:13.22)	0:56.83 (0:11.44)	0:45.39 (0:11.54)	0:33.85 (0:11.19)	0:22.66 (0:10.77)	0:11.89 (0:11.89)	0:33.85	
Rank	TAB	Horse/Jockey	Barrier	Top Speed [km/h]	Fastest Section							Margin	Distance Travelled [m]
1	7	PRESS LINK	6	66.9	0:10.84	1:10.05 [1]	0:56.07 [8]	0:44.70 [8]	0:33.33 [8]	0:22.23 [7]	0:11.39 [6]	1:10.05	0:33.33
		Vlad Duric		400m	400m	(0:13.98)	(0:11.37)	(0:11.37)	(0:11.10)	(0:10.84)	(0:11.39)		
2	8	GOSPEL GIRL	7	67.8	0:10.80	1:10.07 [2]	0:56.71 [2]	0:45.41 [1]	0:33.85 [2]	0:22.53 [2]	0:11.73 [2]	0.09L	0:33.85 +7
		Emily Lang		400m	400m	(0:13.36)	(0:11.30)	(0:11.56)	(0:11.32)	(0:10.80)	(0:11.73)		
3	5	FLYING DESTINY	3	67.8	0:10.77	1:10.10 [3]	0:56.88 [1]	0:45.42 [2]	0:33.90 [1]	0:22.71 [1]	0:11.94 [1]	0.29L	0:33.90 -4
		Jasper Franklin		400m	400m	(0:13.22)	(0:11.46)	(0:11.52)	(0:11.19)	(0:10.77)	(0:11.94)		
4	14	AMUSEANTES	9	68.7	0:10.66	1:10.38 [4]	0:56.33 [9]	0:44.99 [9]	0:33.48 [9]	0:22.29 [9]	0:11.63 [8]	1.9L	0:33.48 +4
		Daniel Moor		400m	400m	(0:14.05)	(0:11.34)	(0:11.51)	(0:11.19)	(0:10.66)	(0:11.63)		
5	4	TONNEOFGRIT	1	67.2	0:10.90	1:10.43 [5]	0:56.98 [3]	0:45.54 [3]	0:33.96 [3]	0:22.83 [3]	0:11.93 [3]	2.22L	0:33.96 -1
		Jai Williams		400m	400m	(0:13.45)	(0:11.44)	(0:11.58)	(0:11.13)	(0:10.90)	(0:11.93)		
6	11	TRUE AMOR	2	67.8	0:10.86	1:10.57 [6]	0:57.08 [4]	0:45.52 [5]	0:33.94 [7]	0:22.80 [6]	0:11.94 [5]	3.06L	0:33.94 +3
		Martin Harley		400m	400m	(0:13.49)	(0:11.56)	(0:11.58)	(0:11.14)	(0:10.86)	(0:11.94)		
7	1	SIR CARTER	4	66.6	0:11.03	1:10.63 [7]	0:57.06 [5]	0:45.64 [4]	0:34.14 [4]	0:22.99 [4]	0:11.96 [7]	3.42L	0:34.14 +4
		Rob Thorburn		400m	400m	(0:13.57)	(0:11.42)	(0:11.50)	(0:11.15)	(0:11.03)	(0:11.96)		
8	3	SHIHAB	8	67.1	0:10.96	1:10.65 [8]	0:56.95 [7]	0:45.57 [7]	0:34.13 [5]	0:23.00 [5]	0:12.04 [4]	3.5L	0:34.13 +6
		Corey Sutherland		400m	400m	(0:13.70)	(0:11.38)	(0:11.44)	(0:11.13)	(0:10.96)	(0:12.04)		
9	10	KODIAK	5	67.0	0:11.34	1:13.92 [9]	1:00.24 [6]	0:48.85 [6]	0:37.29 [6]	0:25.95 [8]	0:14.41 [9]	22.75L	0:37.29 +0
		Damien Thornton		Overall	600m	(0:13.68)	(0:11.39)	(0:11.56)	(0:11.34)	(0:11.54)	(0:14.41)		

Scratched: Letmeletgo (#6), Amore Veloce (#12), Invahir (#2), Mean Approach (#9), Big Boy George (#13), Meldubious (#15)



Horse/Jockey Name	Press Link
Final Rank	1
Fastest Section Time (Section)	0:10.84 (400m)
Top Speed [km/h] (Section)	66.9 (400m)
Race State	Finished

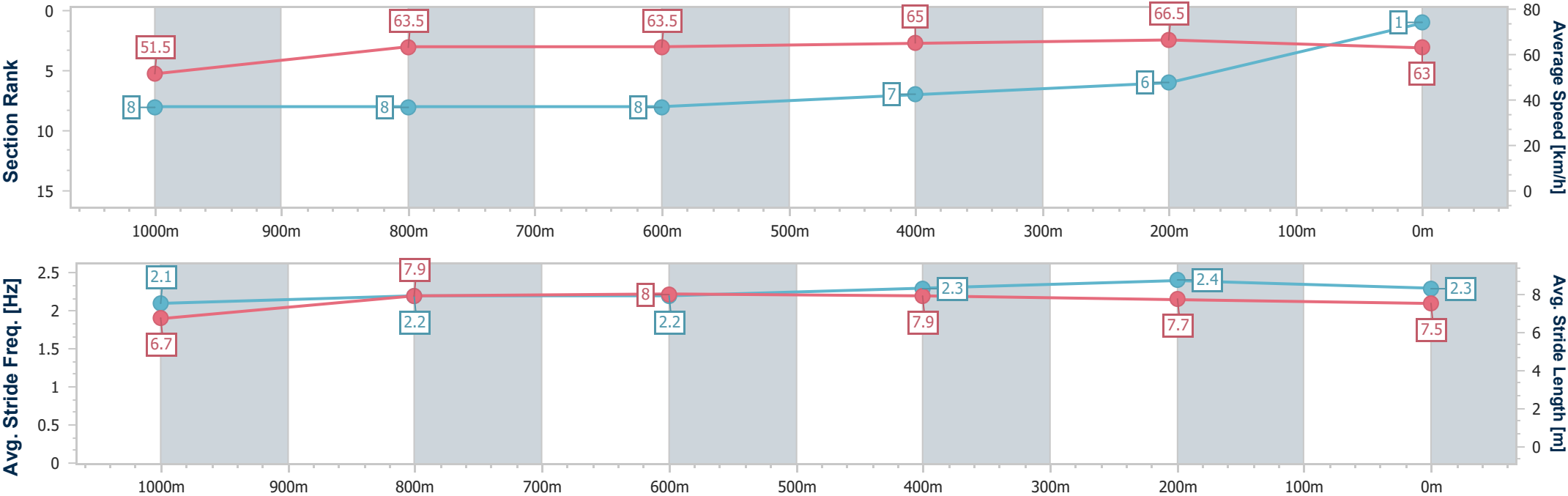


Eagle Farm Professional
Race 10: LADBROKES BIG BETS COPY NOW BENCHMARK 78
Handicap - 1200m
31 January 2026 - 17:48
Track Rating: Good 4, Weather: Overcast, Rail Position: +2m Entire



BRISBANE
RACING CLUB

Section	Overall	1000m	800m	600m	400m	200m								
Section Times	1:10.05 [1] (0:13.98)	0:56.07 [8] (0:11.37)	0:44.70 [8] (0:11.37)	0:33.33 [8] (0:11.10)	0:22.23 [7] (0:10.84)	0:11.39 [6] (0:11.39)								
Average Speed [km/h]	51.5	63.5	63.5	65.0	66.5	63.0								
Top Speed [km/h]	65.6	64.4	64.1	66.5	66.9	66.0								
Avg. Dist. to Rail [m]	4.1	1.2	0.2	0.9	5.0	7.4								
Avg. Stride Freq. [Hz]	2.1	2.2	2.2	2.3	2.4	2.3								
Avg. Stride Length [m]	6.7	7.9	8.0	7.9	7.7	7.5								





Horse/Jockey Name	Gospel Girl
Final Rank	2
Fastest Section Time (Section)	0:10.80 (400m)
Top Speed [km/h] (Section)	67.8 (400m)
Race State	Finished

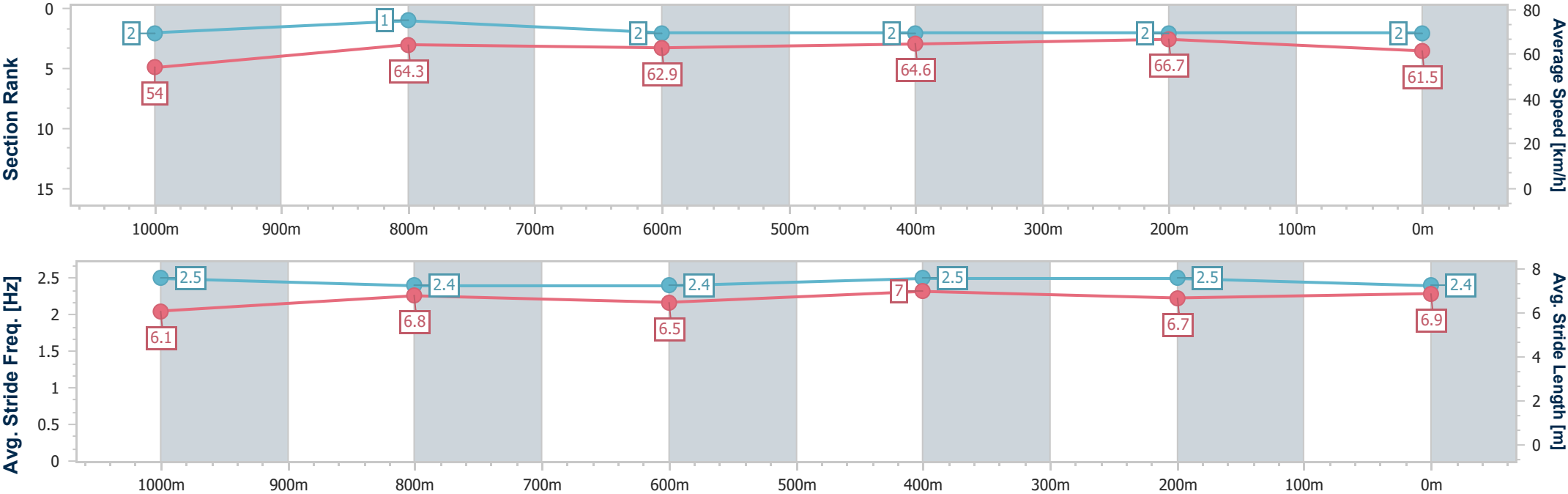


Eagle Farm Professional
Race 10: LADBROKES BIG BETS COPY NOW BENCHMARK 78
Handicap - 1200m
31 January 2026 - 17:48
Track Rating: Good 4, Weather: Overcast, Rail Position: +2m Entire



BRISBANE
RACING CLUB

Section	Overall	1000m	800m	600m	400m	200m								
Section Times	1:10.07 [2] (0:13.36)	0:56.71 [2] (0:11.30)	0:45.41 [1] (0:11.56)	0:33.85 [2] (0:11.32)	0:22.53 [2] (0:10.80)	0:11.73 [2] (0:11.73)								
Average Speed [km/h]	54.0	64.3	62.9	64.6	66.7	61.5								
Top Speed [km/h]	66.2	64.7	64.1	66.7	67.8	64.5								
Avg. Dist. to Rail [m]	4.3	1.4	1.9	3.4	5.2	6.9								
Avg. Stride Freq. [Hz]	2.5	2.4	2.4	2.5	2.5	2.4								
Avg. Stride Length [m]	6.1	6.8	6.5	7.0	6.7	6.9								





Horse/Jockey Name	Flying Destiny
Final Rank	3
Fastest Section Time (Section)	0:10.77 (400m)
Top Speed [km/h] (Section)	67.8 (400m)
Race State	Finished

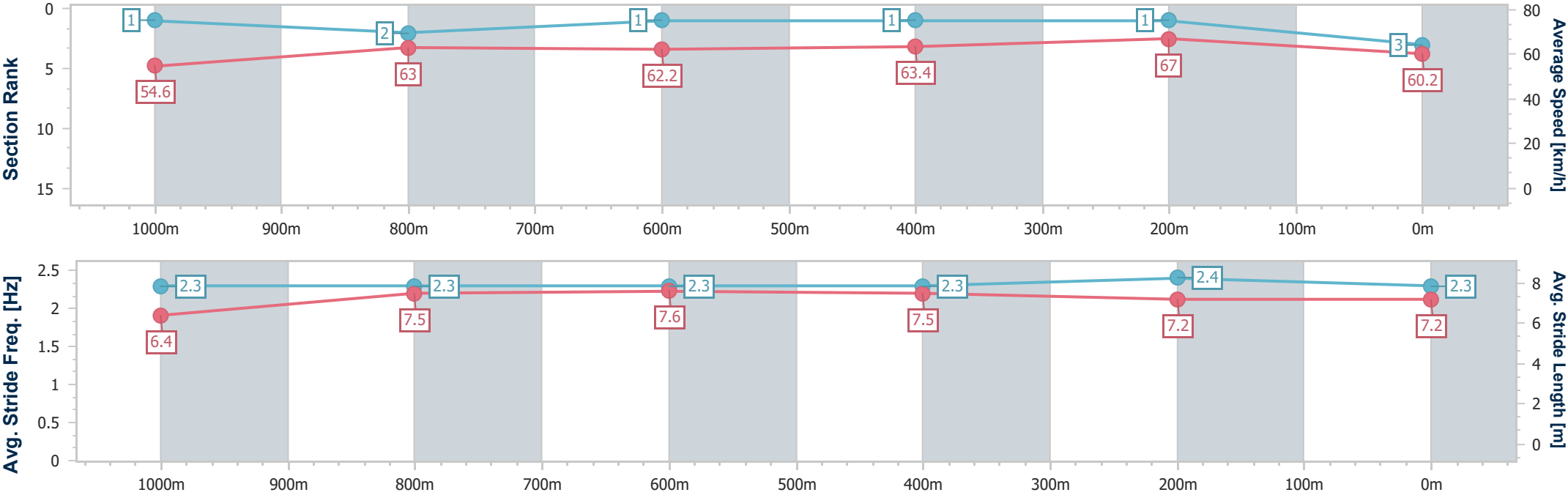


Eagle Farm Professional
Race 10: LADBROKES BIG BETS COPY NOW BENCHMARK 78
Handicap - 1200m
31 January 2026 - 17:48
Track Rating: Good 4, Weather: Overcast, Rail Position: +2m Entire



BRISBANE
RACING CLUB

Section	Overall	1000m	800m	600m	400m	200m							
Section Times	1:10.10 [3] (0:13.22)	0:56.88 [1] (0:11.46)	0:45.42 [2] (0:11.52)	0:33.90 [1] (0:11.19)	0:22.71 [1] (0:10.77)	0:11.94 [1] (0:11.94)							
Average Speed [km/h]	54.6	63.0	62.2	63.4	67.0	60.2							
Top Speed [km/h]	66.0	65.4	62.6	65.8	67.8	64.7							
Avg. Dist. to Rail [m]	2.7	1.0	1.1	3.0	1.7	1.0							
Avg. Stride Freq. [Hz]	2.3	2.3	2.3	2.3	2.4	2.3							
Avg. Stride Length [m]	6.4	7.5	7.6	7.5	7.2	7.2							





Horse/Jockey Name	Amuseantes
Final Rank	4
Fastest Section Time (Section)	0:10.66 (400m)
Top Speed [km/h] (Section)	68.7 (400m)
Race State	Finished

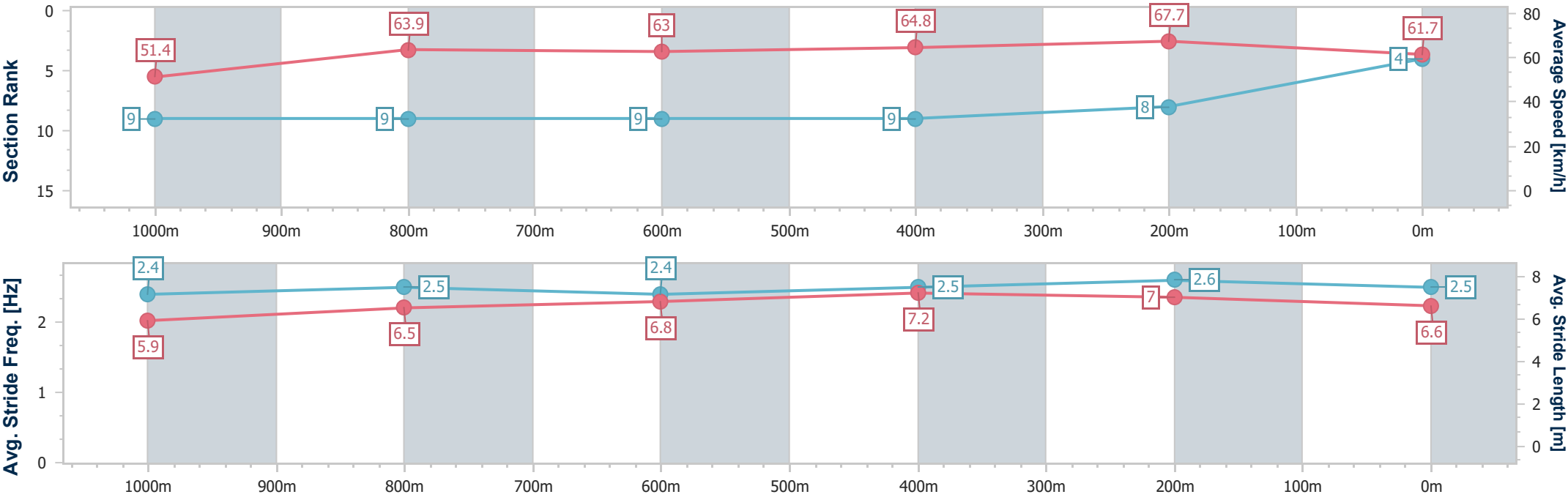


Eagle Farm Professional
Race 10: LADBROKES BIG BETS COPY NOW BENCHMARK 78
Handicap - 1200m
31 January 2026 - 17:48
Track Rating: Good 4, Weather: Overcast, Rail Position: +2m Entire



BRISBANE
RACING CLUB

Section	Overall	1000m	800m	600m	400m	200m								
Section Times	1:10.38 [4] (0:14.05)	0:56.33 [9] (0:11.34)	0:44.99 [9] (0:11.51)	0:33.48 [9] (0:11.19)	0:22.29 [9] (0:10.66)	0:11.63 [8] (0:11.63)								
Average Speed [km/h]	51.4	63.9	63.0	64.8	67.7	61.7								
Top Speed [km/h]	66.3	65.5	63.8	67.6	68.7	65.0								
Avg. Dist. to Rail [m]	4.8	1.4	0.9	2.0	3.2	2.4								
Avg. Stride Freq. [Hz]	2.4	2.5	2.4	2.5	2.6	2.5								
Avg. Stride Length [m]	5.9	6.5	6.8	7.2	7.0	6.6								





Horse/Jockey Name	Tonneofgrit
Final Rank	5
Fastest Section Time (Section)	0:10.90 (400m)
Top Speed [km/h] (Section)	67.2 (400m)
Race State	Finished

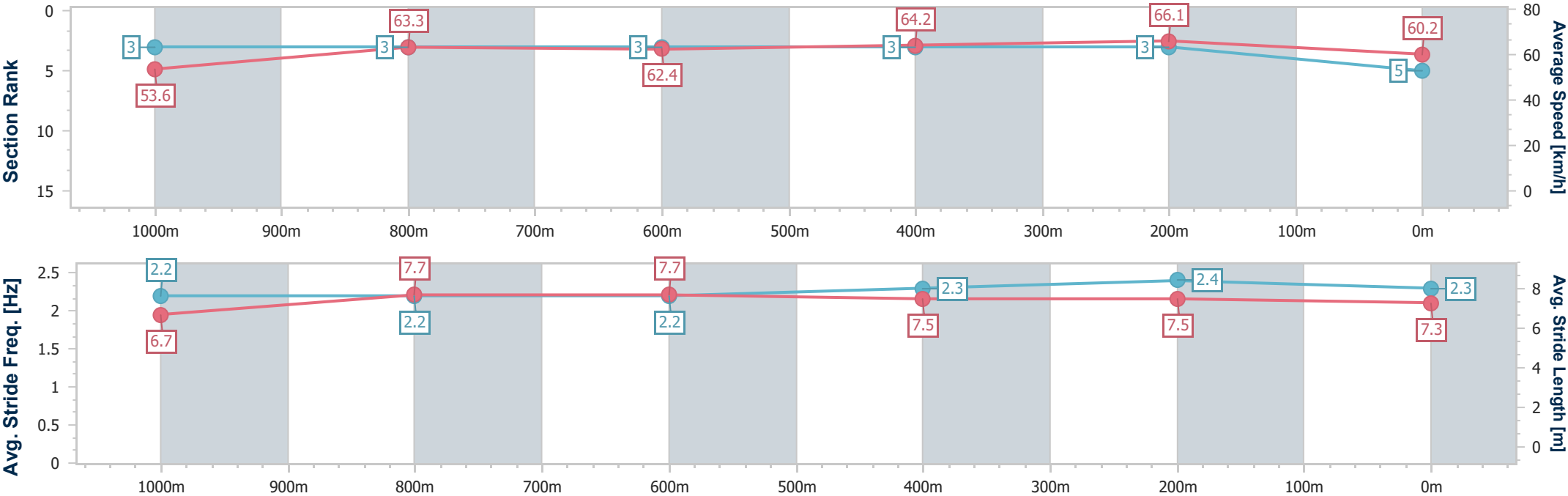


Eagle Farm Professional
Race 10: LADBROKES BIG BETS COPY NOW BENCHMARK 78
Handicap - 1200m
31 January 2026 - 17:48
Track Rating: Good 4, Weather: Overcast, Rail Position: +2m Entire



BRISBANE
RACING CLUB

Section	Overall	1000m	800m	600m	400m	200m							
Section Times	1:10.43 [5] (0:13.45)	0:56.98 [3] (0:11.44)	0:45.54 [3] (0:11.58)	0:33.96 [3] (0:11.13)	0:22.83 [3] (0:10.90)	0:11.93 [3] (0:11.93)							
Average Speed [km/h]	53.6	63.3	62.4	64.2	66.1	60.2							
Top Speed [km/h]	66.2	64.7	63.2	66.0	67.2	64.3							
Avg. Dist. to Rail [m]	0.8	1.4	1.0	1.4	0.6	2.2							
Avg. Stride Freq. [Hz]	2.2	2.2	2.2	2.3	2.4	2.3							
Avg. Stride Length [m]	6.7	7.7	7.7	7.5	7.5	7.3							



[] Ranking at each section and finish
- - - - - No data available at this section
NA No data available



Horse/Jockey Name	True Amor
Final Rank	6
Fastest Section Time (Section)	0:10.86 (400m)
Top Speed [km/h] (Section)	67.8 (400m)
Race State	Finished

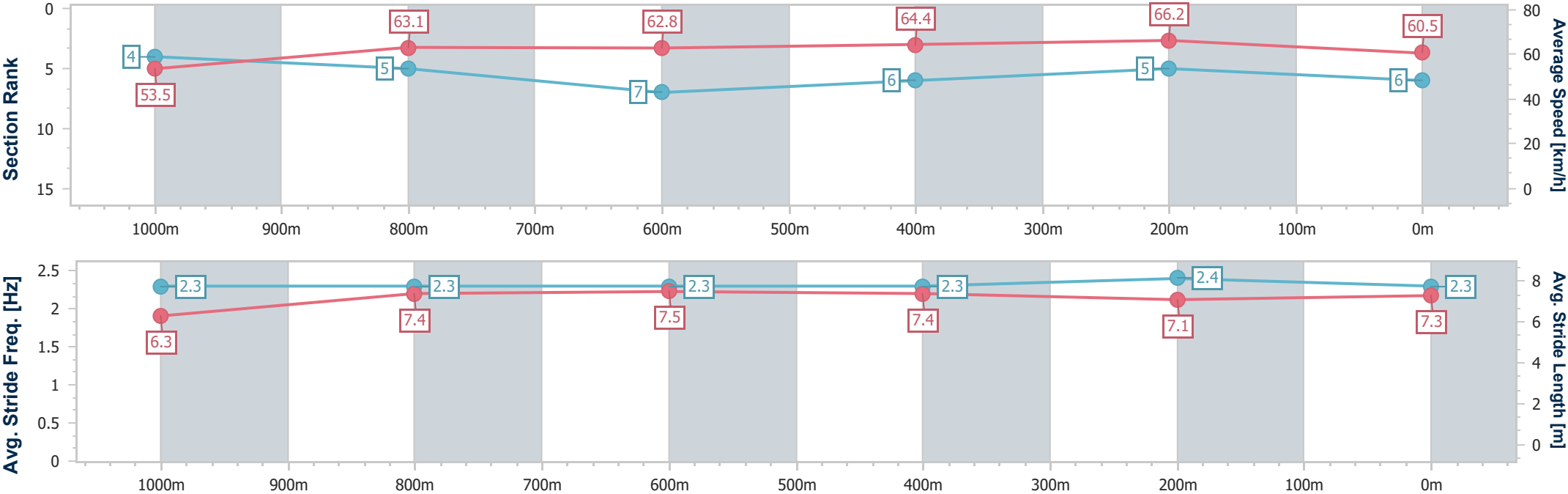


Eagle Farm Professional
Race 10: LADBROKES BIG BETS COPY NOW BENCHMARK 78
Handicap - 1200m
31 January 2026 - 17:48
Track Rating: Good 4, Weather: Overcast, Rail Position: +2m Entire



BRISBANE
RACING CLUB

Section	Overall	1000m	800m	600m	400m	200m							
Section Times	1:10.57 [6] (0:13.49)	0:57.08 [4] (0:11.56)	0:45.52 [5] (0:11.58)	0:33.94 [7] (0:11.14)	0:22.80 [6] (0:10.86)	0:11.94 [5] (0:11.94)							
Average Speed [km/h]	53.5	63.1	62.8	64.4	66.2	60.5							
Top Speed [km/h]	65.5	63.9	63.4	67.3	67.8	63.8							
Avg. Dist. to Rail [m]	2.1	2.9	1.9	1.0	0.7	2.0							
Avg. Stride Freq. [Hz]	2.3	2.3	2.3	2.3	2.4	2.3							
Avg. Stride Length [m]	6.3	7.4	7.5	7.4	7.1	7.3							





Horse/Jockey Name	Sir Carter
Final Rank	7
Fastest Section Time (Section)	0:11.03 (400m)
Top Speed [km/h] (Section)	66.6 (400m)
Race State	Finished

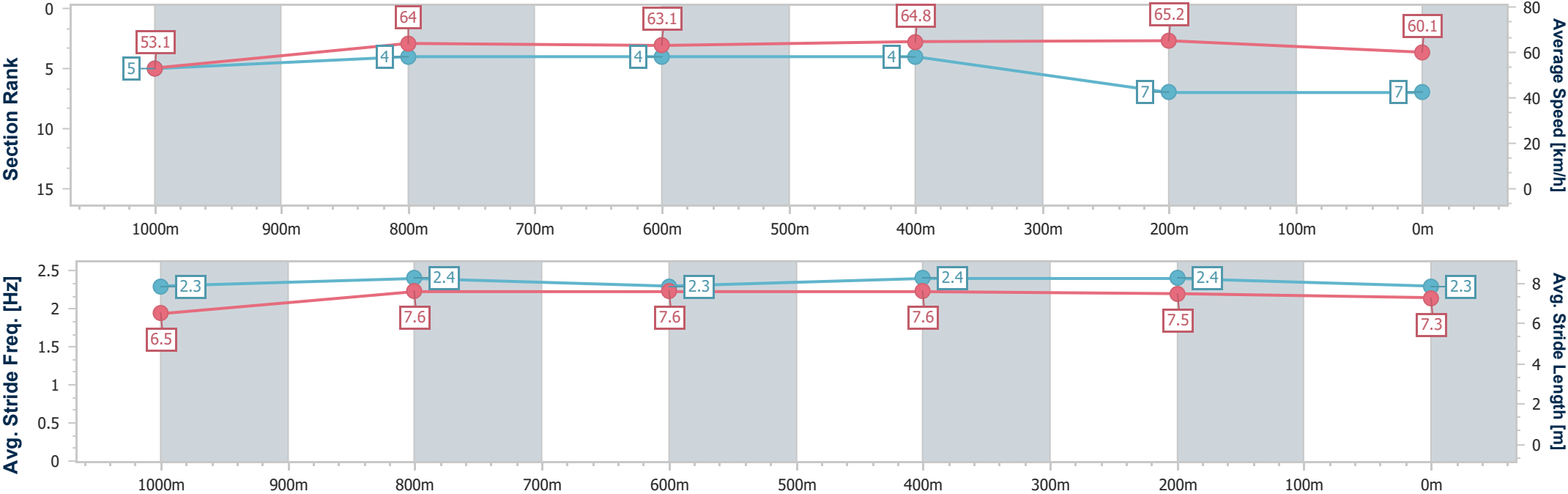


Eagle FarmProfessional
Race 10: LADBROKES BIG BETS COPY NOW BENCHMARK 78
Handicap - 1200m
31 January 2026 - 17:48
Track Rating: Good 4, Weather: Overcast, Rail Position: +2m Entire



BRISBANE
RACING CLUB

Section	Overall	1000m	800m	600m	400m	200m								
Section Times	1:10.63 [7] (0:13.57)	0:57.06 [5] (0:11.42)	0:45.64 [4] (0:11.50)	0:34.14 [4] (0:11.15)	0:22.99 [4] (0:11.03)	0:11.96 [7] (0:11.96)								
Average Speed [km/h]	53.1	64.0	63.1	64.8	65.2	60.1								
Top Speed [km/h]	65.8	65.7	64.1	66.1	66.6	64.2								
Avg. Dist. to Rail [m]	3.8	3.0	1.5	0.5	1.2	3.0								
Avg. Stride Freq. [Hz]	2.3	2.4	2.3	2.4	2.4	2.3								
Avg. Stride Length [m]	6.5	7.6	7.6	7.6	7.5	7.3								





Horse/Jockey Name	Shihab
Final Rank	8
Fastest Section Time (Section)	0:10.96 (400m)
Top Speed [km/h] (Section)	67.1 (400m)
Race State	Finished

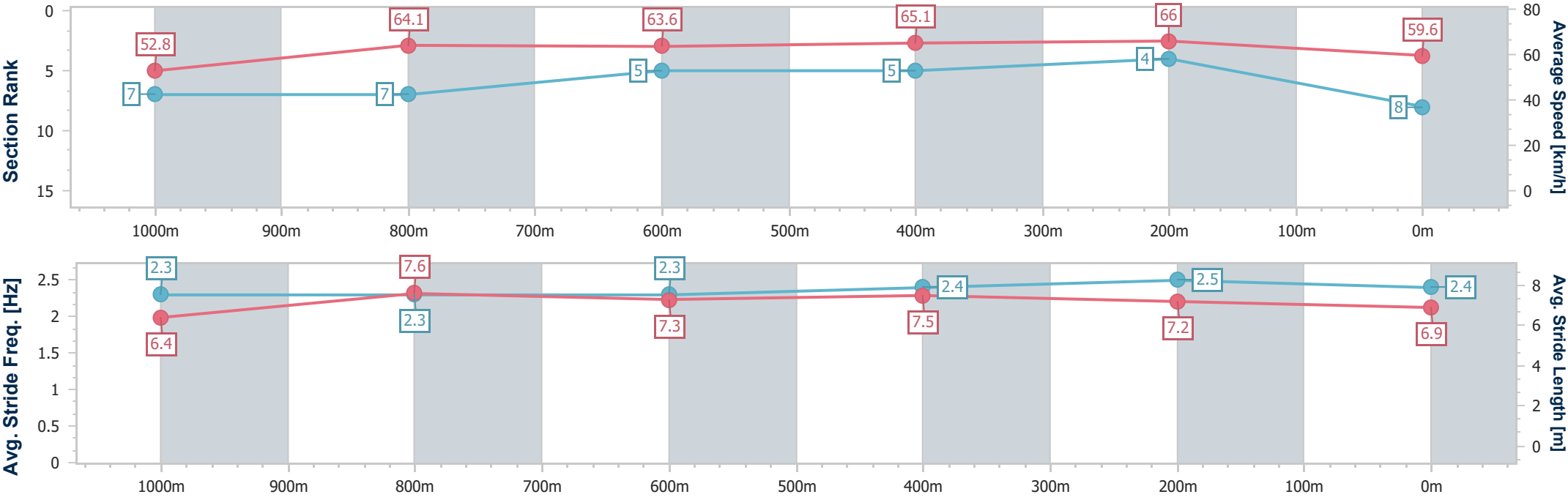


Eagle Farm Professional
Race 10: LADBROKES BIG BETS COPY NOW BENCHMARK 78
Handicap - 1200m
31 January 2026 - 17:48
Track Rating: Good 4, Weather: Overcast, Rail Position: +2m Entire



BRISBANE
RACING CLUB

Section	Overall	1000m	800m	600m	400m	200m							
Section Times	1:10.65 [8] (0:13.70)	0:56.95 [7] (0:11.38)	0:45.57 [7] (0:11.44)	0:34.13 [5] (0:11.13)	0:23.00 [5] (0:10.96)	0:12.04 [4] (0:12.04)							
Average Speed [km/h]	52.8	64.1	63.6	65.1	66.0	59.6							
Top Speed [km/h]	64.9	65.4	64.7	66.8	67.1	63.5							
Avg. Dist. to Rail [m]	5.7	2.4	2.0	2.3	3.4	4.8							
Avg. Stride Freq. [Hz]	2.3	2.3	2.3	2.4	2.5	2.4							
Avg. Stride Length [m]	6.4	7.6	7.3	7.5	7.2	6.9							





Horse/Jockey Name	Kodiak
Final Rank	9
Fastest Section Time (Section)	0:11.34 (600m)
Top Speed [km/h] (Section)	67.0 (Overall)
Race State	Finished



Eagle FarmProfessional
Race 10: LADBROKES BIG BETS COPY NOW BENCHMARK 78
Handicap - 1200m
31 January 2026 - 17:48
Track Rating: Good 4, Weather: Overcast, Rail Position: +2m Entire



BRISBANE
RACING CLUB

Section	Overall	1000m	800m	600m	400m	200m								
Section Times	1:13.92 [9] (0:13.68)	1:00.24 [6] (0:11.39)	0:48.85 [6] (0:11.56)	0:37.29 [6] (0:11.34)	0:25.95 [8] (0:11.54)	0:14.41 [9] (0:14.41)								
Average Speed [km/h]	52.7	63.4	62.5	63.3	62.5	50.0								
Top Speed [km/h]	67.0	64.3	63.7	64.3	64.7	56.9								
Avg. Dist. to Rail [m]	3.4	0.6	0.3	0.5	2.5	3.4								
Avg. Stride Freq. [Hz]	2.3	2.3	2.3	2.3	2.3	2.1								
Avg. Stride Length [m]	6.2	7.3	7.0	7.3	7.5	6.8								

