



# IpswichProfessional

## Race 1: TAB Maiden Plate - 2150m

31 January 2026 - 13:44



Track Rating: Soft 5, Weather: Fine, Rail Position: True

Section						Overall	2000m	1800m	1600m	1400m	1200m	1000m	Last 600m	
Field Times						2:17.94 (0:12.11)	2:05.83 (0:12.20)	1:53.63 (0:13.13)	1:40.50 (0:13.44)	1:27.06 (0:13.39)	1:13.67 (0:13.08)	1:00.59 (0:12.60)	0:35.85	
Rank	TAB	Horse/Jockey	Barrier	Top Speed [km/h]	Fastest Section									Distance Travelled [m]
1	4	ALASKA DE LUNE	8	63.3	0:11.75	2:17.94 [1]	2:05.26 [6]	1:52.94 [7]	1:39.80 [6]	1:26.43 [6]	1:13.17 [5]	1:00.06 [5]	0:35.49	
		Harrison Shaw		600m	600m	(0:12.68)	(0:12.32)	(0:13.14)	(0:13.37)	(0:13.26)	(0:13.11)	(0:12.52)		
2	3	MONTEVECCHIO	3	61.7	0:11.82	2:18.20 [2]	2:05.75 [5]	1:53.50 [4]	1:40.34 [4]	1:26.91 [4]	1:13.55 [4]	1:00.44 [4]	0:35.88	-2
		Jaden Lloyd		600m	600m	(0:12.45)	(0:12.25)	(0:13.16)	(0:13.43)	(0:13.36)	(0:13.11)	(0:12.55)		
3	8	PROUD MISS	7	62.4	0:11.74	2:18.31 [3]	2:05.98 [4]	1:53.37 [6]	1:39.98 [8]	1:26.39 [8]	1:13.03 [8]	0:59.82 [8]	0:35.53	+3
		Jett Newman		600m	600m	(0:12.33)	(0:12.61)	(0:13.39)	(0:13.59)	(0:13.36)	(0:13.21)	(0:12.38)		
4	7	PREACHABULL	5	61.0	0:11.94	2:18.49 [4]	2:06.38 [1]	1:54.18 [1]	1:41.05 [1]	1:27.61 [1]	1:14.22 [1]	1:01.14 [1]	0:36.40	-9
		Jason Taylor		600m	600m	(0:12.11)	(0:12.20)	(0:13.13)	(0:13.44)	(0:13.39)	(0:13.08)	(0:12.60)		
5	5	JUST BEAUTY	9	61.0	0:11.99	2:18.79 [5]	2:06.64 [2]	1:54.35 [2]	1:41.25 [2]	1:27.76 [2]	1:14.38 [2]	1:01.29 [2]	0:36.60	-3
		Les Tilley		600m	600m	(0:12.15)	(0:12.29)	(0:13.10)	(0:13.49)	(0:13.38)	(0:13.09)	(0:12.60)		
6	6	OUR ESPRIT	4	62.5	0:11.88	2:18.96 [6]	2:06.28 [7]	1:54.05 [5]	1:40.95 [5]	1:27.46 [5]	1:14.09 [6]	1:00.92 [6]	0:36.35	-5
		Julie Busuttin		600m	600m	(0:12.68)	(0:12.23)	(0:13.10)	(0:13.49)	(0:13.37)	(0:13.17)	(0:12.47)		
7	9	RED VEGAS	1	61.6	0:11.78	2:19.05 [7]	2:06.19 [8]	1:53.80 [8]	1:40.76 [7]	1:27.20 [7]	1:13.83 [7]	1:00.70 [7]	0:36.14	-6
		Montanna Savva		600m	600m	(0:12.86)	(0:12.39)	(0:13.04)	(0:13.56)	(0:13.37)	(0:13.13)	(0:12.45)		
8	1	I'M THAT GUY	2	61.0	0:12.05	2:19.77 [8]	2:07.47 [3]	1:55.16 [3]	1:42.11 [3]	1:28.55 [3]	1:15.20 [3]	1:02.13 [3]	0:37.49	-5
		Georgina Cartwright		600m	600m	(0:12.30)	(0:12.31)	(0:13.05)	(0:13.56)	(0:13.35)	(0:13.07)	(0:12.57)		

Scratched: Jamcart (#2)



# IpswichProfessional

## Race 1: TAB Maiden Plate - 2150m

31 January 2026 - 13:44



Track Rating: Soft 5, Weather: Fine, Rail Position: True

Section		Field Times				800m	600m	400m	200m	Last 600m		
						0:47.99 (0:12.14)	0:35.85 (0:11.94)	0:23.91 (0:11.98)	0:11.93 (0:11.93)	0:35.85		
Rank	TAB	Horse/Jockey	Barrier	Top Speed [km/h]	Fastest Section					Margin		
1	4	ALASKA DE LUNE	8	63.3	0:11.75	0:47.54 [5]	0:35.49 [5]	0:23.74 [4]	0:11.93 [1]	2:17.94	0:35.49	
		Harrison Shaw		600m	600m	(0:12.05)	(0:11.75)	(0:11.81)	(0:11.93)			
2	3	MONTEVECCHIO	3	61.7	0:11.82	0:47.89 [4]	0:35.88 [4]	0:24.06 [2]	0:12.05 [3]	1.51L	0:35.88 -2	
		Jaden Lloyd		600m	600m	(0:12.01)	(0:11.82)	(0:12.01)	(0:12.05)			
3	8	PROUD MISS	7	62.4	0:11.74	0:47.44 [8]	0:35.53 [7]	0:23.79 [7]	0:11.93 [5]	2.2L	0:35.53 +3	
		Jett Newman		600m	600m	(0:11.91)	(0:11.74)	(0:11.86)	(0:11.93)			
4	7	PREACHABULL	5	61.0	0:11.94	0:48.54 [1]	0:36.40 [1]	0:24.46 [1]	0:12.37 [2]	3.25L	0:36.40 -9	
		Jason Taylor		600m	600m	(0:12.14)	(0:11.94)	(0:12.09)	(0:12.37)			
5	5	JUST BEAUTY	9	61.0	0:11.99	0:48.69 [2]	0:36.60 [2]	0:24.61 [3]	0:12.48 [4]	4.99L	0:36.60 -3	
		Les Tilley		600m	600m	(0:12.09)	(0:11.99)	(0:12.13)	(0:12.48)			
6	6	OUR ESPRIT	4	62.5	0:11.88	0:48.45 [6]	0:36.35 [6]	0:24.47 [6]	0:12.34 [6]	5.99L	0:36.35 -5	
		Julie Busuttin		600m	600m	(0:12.10)	(0:11.88)	(0:12.13)	(0:12.34)			
7	9	RED VEGAS	1	61.6	0:11.78	0:48.25 [7]	0:36.14 [8]	0:24.36 [8]	0:12.21 [7]	6.52L	0:36.14 -6	
		Montanna Savva		600m	600m	(0:12.11)	(0:11.78)	(0:12.15)	(0:12.21)			
8	1	I'M THAT GUY	2	61.0	0:12.05	0:49.56 [3]	0:37.49 [3]	0:25.44 [5]	0:12.93 [8]	10.77L	0:37.49 -5	
		Georgina Cartwright		600m	600m	(0:12.07)	(0:12.05)	(0:12.51)	(0:12.93)			

Scratched: Jamcart (#2)



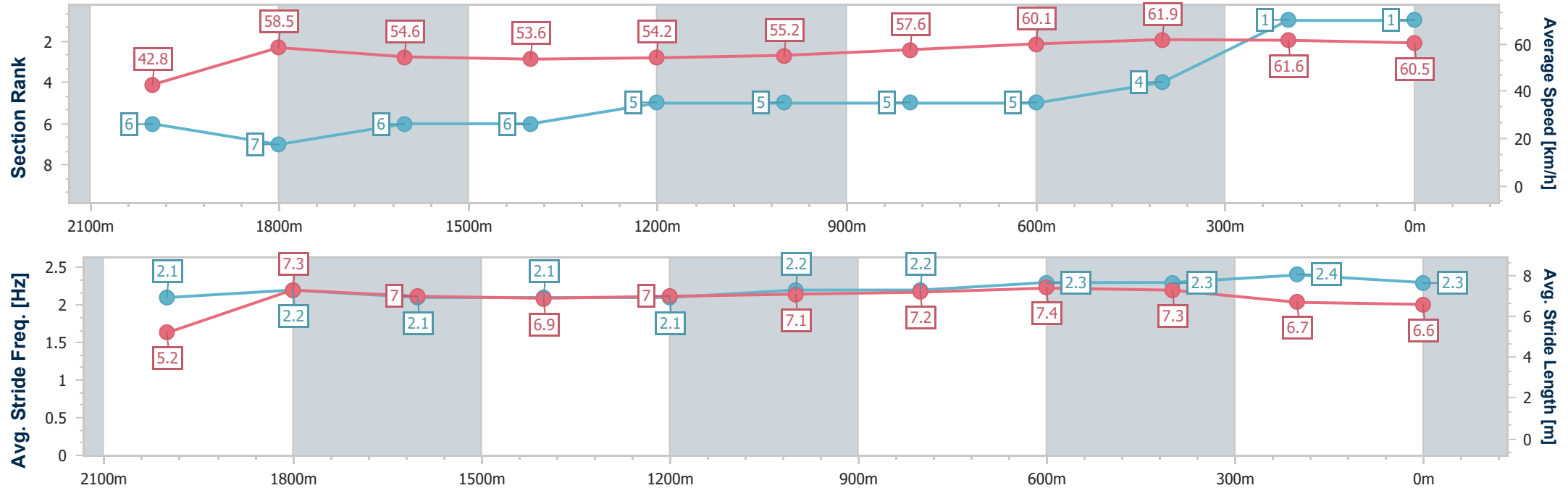
Horse/Jockey Name	Alaska De Lune
Final Rank	1
Fastest Section Time (Section)	0:11.75 (600m)
Top Speed [km/h] (Section)	63.3 (600m)
Race State	Finished



IpswichProfessional  
Race 1: TAB Maiden Plate - 2150m  
31 January 2026 - 13:44  
Track Rating: Soft 5, Weather: Fine, Rail Position: True



Section	Overall	2000m	1800m	1600m	1400m	1200m	1000m	800m	600m	400m	200m		
Section Times	2:17.94 [1] (0:12.68)	2:05.26 [6] (0:12.32)	1:52.94 [7] (0:13.14)	1:39.80 [6] (0:13.37)	1:26.43 [6] (0:13.26)	1:13.17 [5] (0:13.11)	1:00.06 [5] (0:12.52)	0:47.54 [5] (0:12.05)	0:35.49 [5] (0:11.75)	0:23.74 [4] (0:11.81)	0:11.93 [1] (0:11.93)		
Average Speed [km/h]	42.8	58.5	54.6	53.6	54.2	55.2	57.6	60.1	61.9	61.6	60.5		
Top Speed [km/h]	58.1	59.7	58.1	54.6	54.7	57.7	58.9	61.4	63.3	62.4	61.6		
Avg. Dist. to Rail [m]	9.8	0.6	0.6	0.5	0.6	0.6	1.6	1.8	2.4	3.7	6.8		
Avg. Stride Freq. [Hz]	2.1	2.2	2.1	2.1	2.1	2.2	2.2	2.3	2.3	2.4	2.3		
Avg. Stride Length [m]	5.2	7.3	7.0	6.9	7.0	7.1	7.2	7.4	7.3	6.7	6.6		





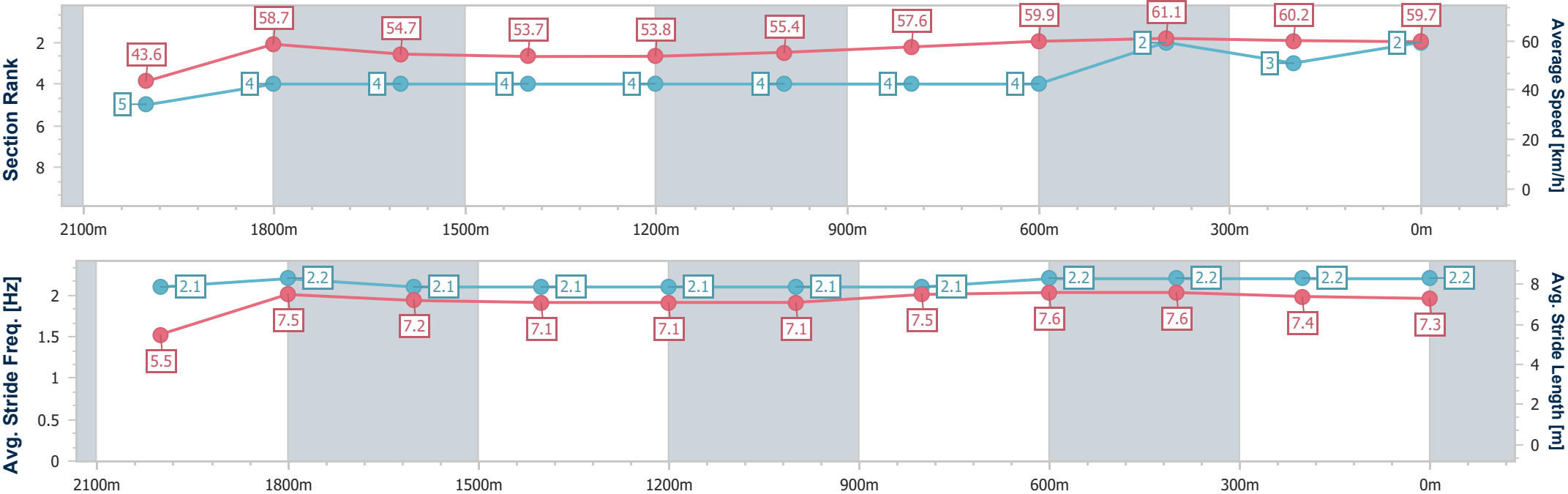
Horse/Jockey Name	Montevecchio
Final Rank	2
Fastest Section Time (Section)	0:11.82 (600m)
Top Speed [km/h] (Section)	61.7 (600m)
Race State	Finished



IpswichProfessional  
Race 1: TAB Maiden Plate - 2150m  
31 January 2026 - 13:44  
Track Rating: Soft 5, Weather: Fine, Rail Position: True



Section	Overall	2000m	1800m	1600m	1400m	1200m	1000m	800m	600m	400m	200m		
Section Times	2:18.20 [2] (0:12.45)	2:05.75 [5] (0:12.25)	1:53.50 [4] (0:13.16)	1:40.34 [4] (0:13.43)	1:26.91 [4] (0:13.36)	1:13.55 [4] (0:13.11)	1:00.44 [4] (0:12.55)	0:47.89 [4] (0:12.01)	0:35.88 [4] (0:11.82)	0:24.06 [2] (0:12.01)	0:12.05 [3] (0:12.05)		
Average Speed [km/h]	43.6	58.7	54.7	53.7	53.8	55.4	57.6	59.9	61.1	60.2	59.7		
Top Speed [km/h]	58.5	60.0	58.4	54.8	54.8	56.9	58.8	61.2	61.7	61.4	60.9		
Avg. Dist. to Rail [m]	6.7	0.5	0.4	0.7	0.5	1.0	0.9	0.4	1.0	1.7	3.0		
Avg. Stride Freq. [Hz]	2.1	2.2	2.1	2.1	2.1	2.1	2.1	2.2	2.2	2.2	2.2		
Avg. Stride Length [m]	5.5	7.5	7.2	7.1	7.1	7.1	7.5	7.6	7.6	7.4	7.3		



[ ] Ranking at each section and finish  
-.-.- No data available at this section  
NA No data available



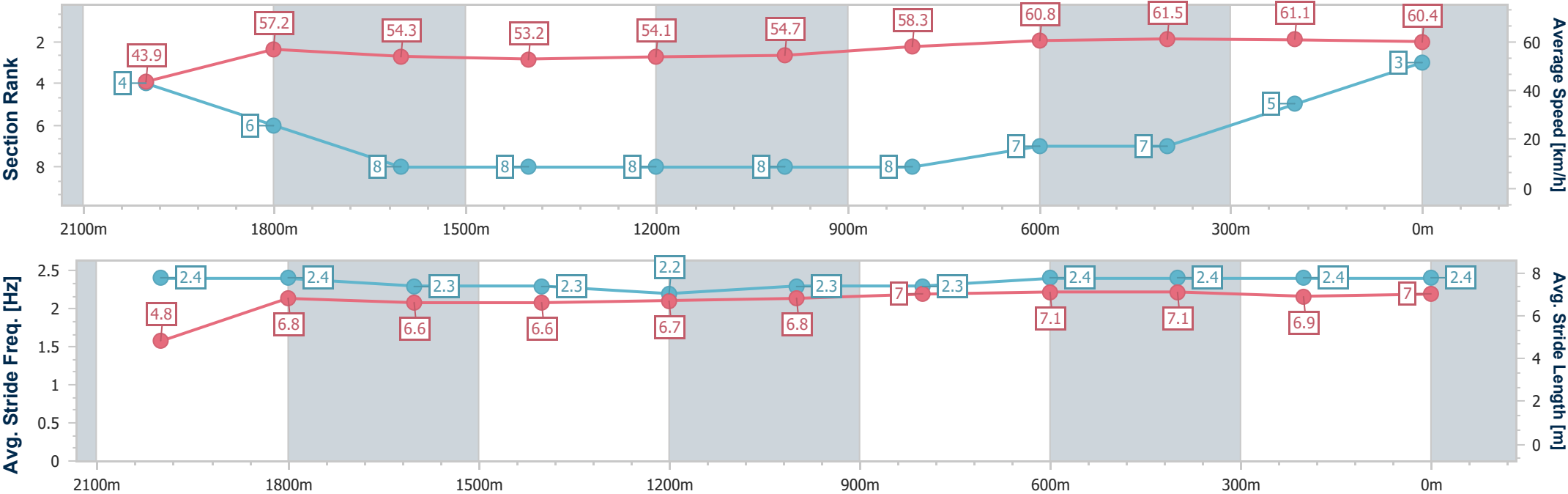
Horse/Jockey Name	Proud Miss
Final Rank	3
Fastest Section Time (Section)	0:11.74 (600m)
Top Speed [km/h] (Section)	62.4 (600m)
Race State	Finished



IpswichProfessional  
Race 1: TAB Maiden Plate - 2150m  
31 January 2026 - 13:44  
Track Rating: Soft 5, Weather: Fine, Rail Position: True



Section	Overall	2000m	1800m	1600m	1400m	1200m	1000m	800m	600m	400m	200m		
Section Times	2:18.31 [3] (0:12.33)	2:05.98 [4] (0:12.61)	1:53.37 [6] (0:13.39)	1:39.98 [8] (0:13.59)	1:26.39 [8] (0:13.36)	1:13.03 [8] (0:13.21)	0:59.82 [8] (0:12.38)	0:47.44 [8] (0:11.91)	0:35.53 [7] (0:11.74)	0:23.79 [7] (0:11.86)	0:11.93 [5] (0:11.93)		
Average Speed [km/h]	43.9	57.2	54.3	53.2	54.1	54.7	58.3	60.8	61.5	61.1	60.4		
Top Speed [km/h]	56.6	58.1	57.0	54.9	55.4	56.5	59.2	61.8	62.4	61.4	61.4		
Avg. Dist. to Rail [m]	9.8	2.9	1.7	1.6	1.1	1.3	1.2	0.9	1.5	2.4	5.5		
Avg. Stride Freq. [Hz]	2.4	2.4	2.3	2.3	2.2	2.3	2.3	2.4	2.4	2.4	2.4		
Avg. Stride Length [m]	4.8	6.8	6.6	6.6	6.7	6.8	7.0	7.1	7.1	6.9	7.0		





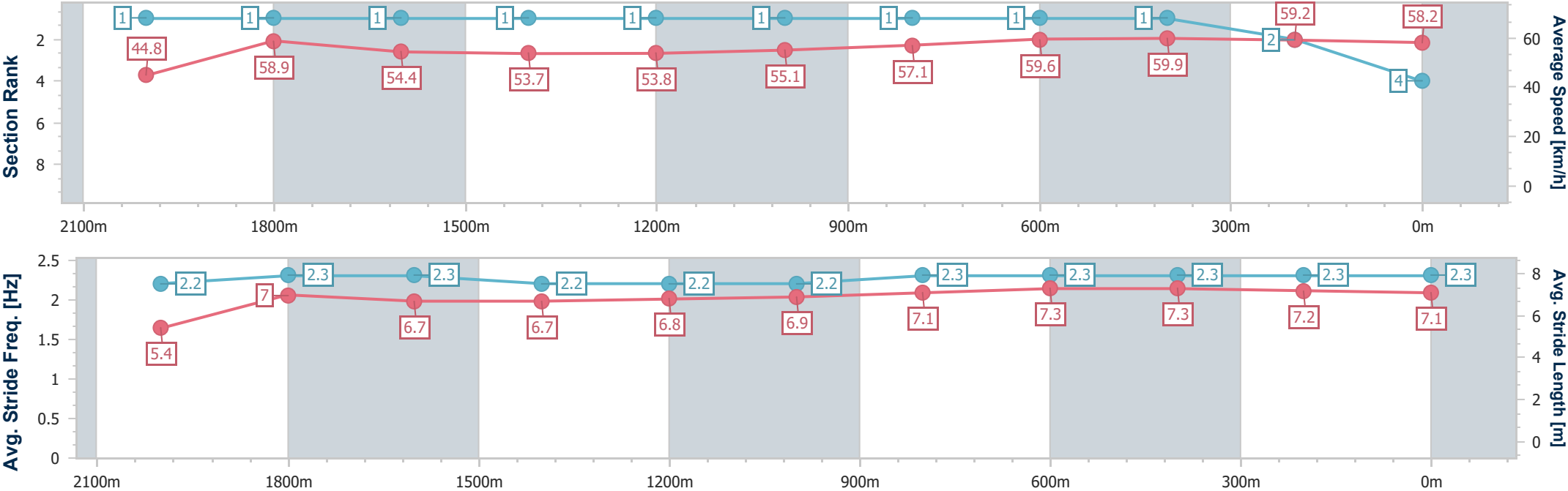
Horse/Jockey Name	Preachabull
Final Rank	4
Fastest Section Time (Section)	0:11.94 (600m)
Top Speed [km/h] (Section)	61.0 (600m)
Race State	Finished



IpswichProfessional  
Race 1: TAB Maiden Plate - 2150m  
31 January 2026 - 13:44  
Track Rating: Soft 5, Weather: Fine, Rail Position: True



Section	Overall	2000m	1800m	1600m	1400m	1200m	1000m	800m	600m	400m	200m		
Section Times	2:18.49 [4] (0:12.11)	2:06.38 [1] (0:12.20)	1:54.18 [1] (0:13.13)	1:41.05 [1] (0:13.44)	1:27.61 [1] (0:13.39)	1:14.22 [1] (0:13.08)	1:01.14 [1] (0:12.60)	0:48.54 [1] (0:12.14)	0:36.40 [1] (0:11.94)	0:24.46 [1] (0:12.09)	0:12.37 [2] (0:12.37)		
Average Speed [km/h]	44.8	58.9	54.4	53.7	53.8	55.1	57.1	59.6	59.9	59.2	58.2		
Top Speed [km/h]	59.3	60.0	57.8	55.5	54.7	56.0	58.4	61.0	61.0	59.7	59.3		
Avg. Dist. to Rail [m]	8.1	1.0	1.1	0.3	0.1	0.5	0.5	0.2	0.8	1.7	1.0		
Avg. Stride Freq. [Hz]	2.2	2.3	2.3	2.2	2.2	2.2	2.3	2.3	2.3	2.3	2.3		
Avg. Stride Length [m]	5.4	7.0	6.7	6.7	6.8	6.9	7.1	7.3	7.3	7.2	7.1		





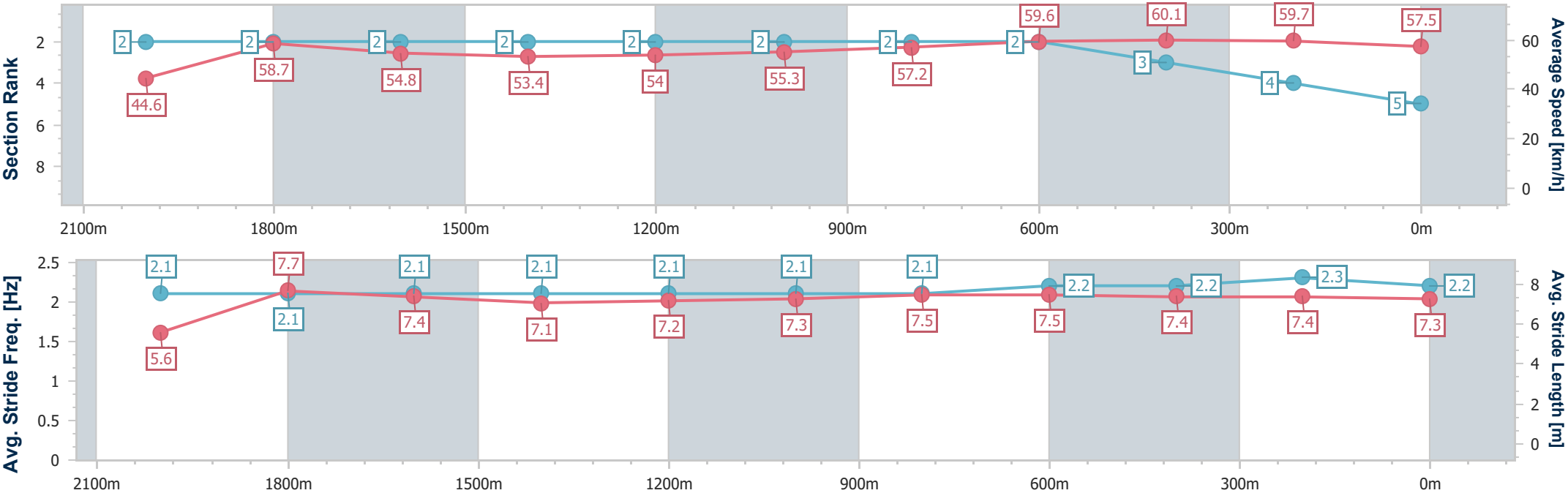
Horse/Jockey Name	Just Beauty
Final Rank	5
Fastest Section Time (Section)	0:11.99 (600m)
Top Speed [km/h] (Section)	61.0 (600m)
Race State	Finished



IpswichProfessional  
Race 1: TAB Maiden Plate - 2150m  
31 January 2026 - 13:44  
Track Rating: Soft 5, Weather: Fine, Rail Position: True



Section	Overall	2000m	1800m	1600m	1400m	1200m	1000m	800m	600m	400m	200m		
Section Times	2:18.79 [5] (0:12.15)	2:06.64 [2] (0:12.29)	1:54.35 [2] (0:13.10)	1:41.25 [2] (0:13.49)	1:27.76 [2] (0:13.38)	1:14.38 [2] (0:13.09)	1:01.29 [2] (0:12.60)	0:48.69 [2] (0:12.09)	0:36.60 [2] (0:11.99)	0:24.61 [3] (0:12.13)	0:12.48 [4] (0:12.48)		
Average Speed [km/h]	44.6	58.7	54.8	53.4	54.0	55.3	57.2	59.6	60.1	59.7	57.5		
Top Speed [km/h]	58.6	59.4	57.7	54.9	54.9	56.1	58.5	60.4	61.0	60.6	58.8		
Avg. Dist. to Rail [m]	11.3	1.8	0.3	0.8	0.8	1.1	0.9	0.3	0.3	1.1	1.7		
Avg. Stride Freq. [Hz]	2.1	2.1	2.1	2.1	2.1	2.1	2.1	2.2	2.2	2.3	2.2		
Avg. Stride Length [m]	5.6	7.7	7.4	7.1	7.2	7.3	7.5	7.5	7.4	7.4	7.3		





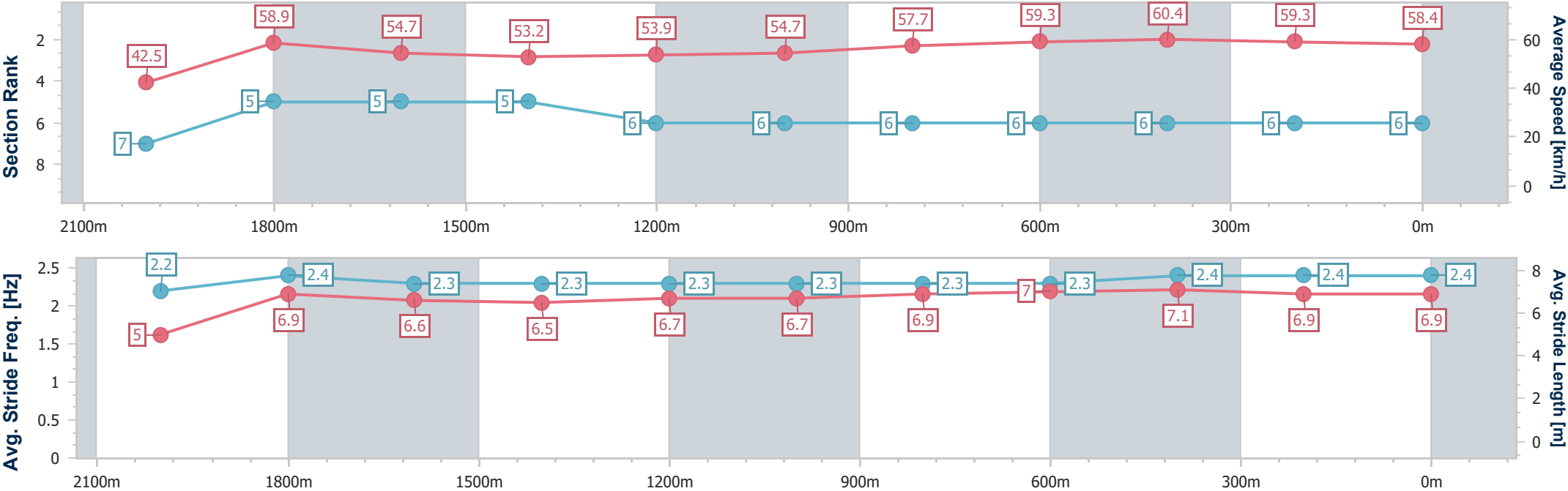
Horse/Jockey Name	Our Esprit
Final Rank	6
Fastest Section Time (Section)	0:11.88 (600m)
Top Speed [km/h] (Section)	62.5 (600m)
Race State	Finished



IpswichProfessional  
Race 1: TAB Maiden Plate - 2150m  
31 January 2026 - 13:44  
Track Rating: Soft 5, Weather: Fine, Rail Position: True



Section	Overall	2000m	1800m	1600m	1400m	1200m	1000m	800m	600m	400m	200m		
Section Times	2:18.96 [6] (0:12.68)	2:06.28 [7] (0:12.23)	1:54.05 [5] (0:13.10)	1:40.95 [5] (0:13.49)	1:27.46 [5] (0:13.37)	1:14.09 [6] (0:13.17)	1:00.92 [6] (0:12.47)	0:48.45 [6] (0:12.10)	0:36.35 [6] (0:11.88)	0:24.47 [6] (0:12.13)	0:12.34 [6] (0:12.34)		
Average Speed [km/h]	42.5	58.9	54.7	53.2	53.9	54.7	57.7	59.3	60.4	59.3	58.4		
Top Speed [km/h]	58.9	59.8	58.2	54.9	54.5	56.3	59.5	61.1	62.5	60.2	59.8		
Avg. Dist. to Rail [m]	7.2	0.8	1.1	0.5	0.3	0.1	0.2	0.6	0.7	0.7	0.4		
Avg. Stride Freq. [Hz]	2.2	2.4	2.3	2.3	2.3	2.3	2.3	2.3	2.4	2.4	2.4		
Avg. Stride Length [m]	5.0	6.9	6.6	6.5	6.7	6.7	6.9	7.0	7.1	6.9	6.9		







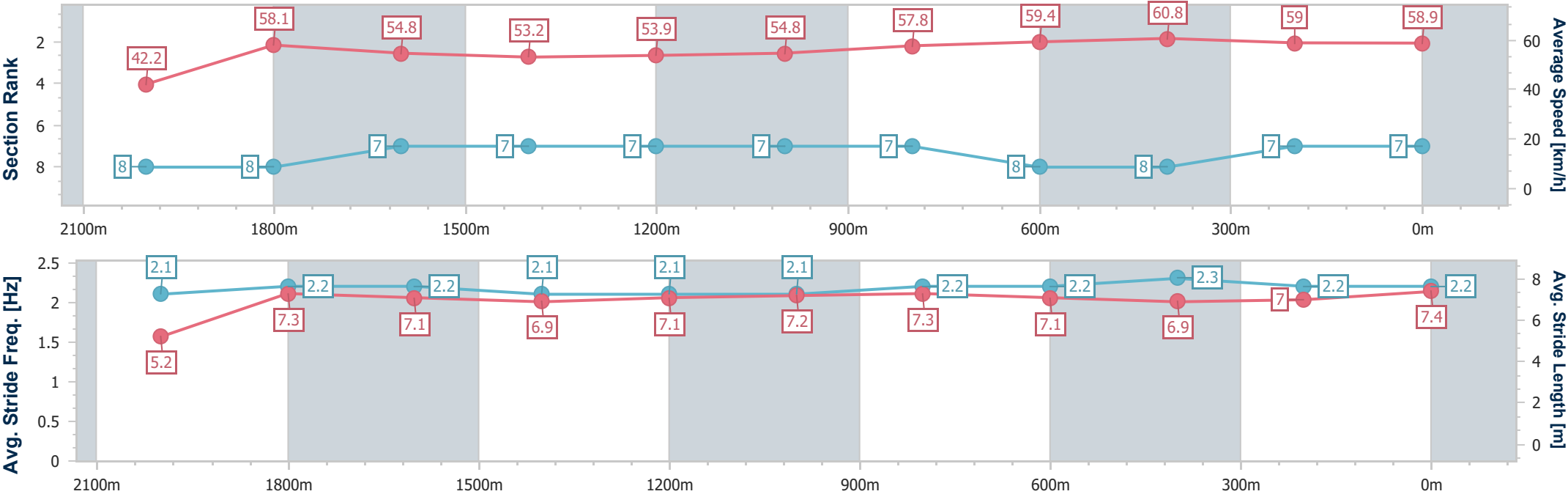
Horse/Jockey Name	Red Vegas
Final Rank	7
Fastest Section Time (Section)	0:11.78 (600m)
Top Speed [km/h] (Section)	61.6 (600m)
Race State	Finished



IpswichProfessional  
Race 1: TAB Maiden Plate - 2150m  
31 January 2026 - 13:44  
Track Rating: Soft 5, Weather: Fine, Rail Position: True



Section	Overall	2000m	1800m	1600m	1400m	1200m	1000m	800m	600m	400m	200m		
Section Times	2:19.05 [7] (0:12.86)	2:06.19 [8] (0:12.39)	1:53.80 [8] (0:13.04)	1:40.76 [7] (0:13.56)	1:27.20 [7] (0:13.37)	1:13.83 [7] (0:13.13)	1:00.70 [7] (0:12.45)	0:48.25 [7] (0:12.11)	0:36.14 [8] (0:11.78)	0:24.36 [8] (0:12.15)	0:12.21 [7] (0:12.21)		
Average Speed [km/h]	42.2	58.1	54.8	53.2	53.9	54.8	57.8	59.4	60.8	59.0	58.9		
Top Speed [km/h]	57.5	59.2	58.0	54.6	54.4	56.2	58.9	60.1	61.6	60.7	60.4		
Avg. Dist. to Rail [m]	3.7	1.1	1.0	0.2	0.2	0.3	0.4	0.7	0.9	1.1	2.7		
Avg. Stride Freq. [Hz]	2.1	2.2	2.2	2.1	2.1	2.1	2.2	2.2	2.3	2.2	2.2		
Avg. Stride Length [m]	5.2	7.3	7.1	6.9	7.1	7.2	7.3	7.1	6.9	7.0	7.4		





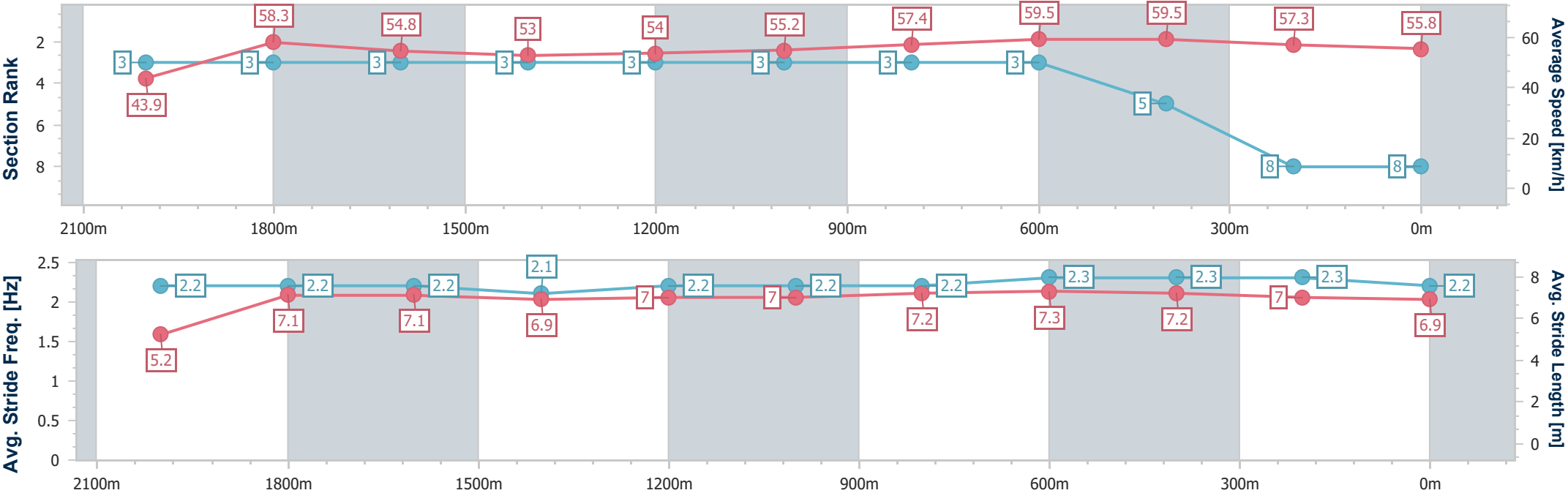
Horse/Jockey Name	I'm That Guy
Final Rank	8
Fastest Section Time (Section)	0:12.05 (600m)
Top Speed [km/h] (Section)	61.0 (600m)
Race State	Finished



IpswichProfessional  
Race 1: TAB Maiden Plate - 2150m  
31 January 2026 - 13:44  
Track Rating: Soft 5, Weather: Fine, Rail Position: True



Section	Overall	2000m	1800m	1600m	1400m	1200m	1000m	800m	600m	400m	200m		
Section Times	2:19.77 [8] (0:12.30)	2:07.47 [3] (0:12.31)	1:55.16 [3] (0:13.05)	1:42.11 [3] (0:13.56)	1:28.55 [3] (0:13.35)	1:15.20 [3] (0:13.07)	1:02.13 [3] (0:12.57)	0:49.56 [3] (0:12.07)	0:37.49 [3] (0:12.05)	0:25.44 [5] (0:12.51)	0:12.93 [8] (0:12.93)		
Average Speed [km/h]	43.9	58.3	54.8	53.0	54.0	55.2	57.4	59.5	59.5	57.3	55.8		
Top Speed [km/h]	58.3	59.7	58.6	54.0	54.6	56.3	58.6	60.0	61.0	59.4	57.5		
Avg. Dist. to Rail [m]	4.9	1.3	1.3	0.4	0.2	0.3	0.2	0.5	0.7	0.8	0.8		
Avg. Stride Freq. [Hz]	2.2	2.2	2.2	2.1	2.2	2.2	2.2	2.3	2.3	2.3	2.2		
Avg. Stride Length [m]	5.2	7.1	7.1	6.9	7.0	7.0	7.2	7.3	7.2	7.0	6.9		





# IpswichProfessional

## Race 2: BARRIER REEF POOLS Maiden Handicap - 800m

31 January 2026 - 14:23



Track Rating: Soft 5, Weather: Fine, Rail Position: True

Section						Overall	600m	400m	200m				Last 600m
Field Times						0:45.85 (0:13.66)	0:32.19 (0:10.30)	0:21.89 (0:10.81)	0:11.08 (0:11.08)				0:32.19
Rank	TAB	Horse/Jockey	Barrier	Top Speed [km/h]	Fastest Section					Margin			Distance Travelled [m]
1	2	MISS MCLAREN	1	70.3	0:10.30	0:45.85 [1]	0:32.19 [1]	0:21.89 [1]	0:11.08 [1]	0:45.85	0:32.19		
		Karl Zechner		600m	600m	(0:13.66)	(0:10.30)	(0:10.81)	(0:11.08)				
2	1	GLACIELE	5	70.4	0:10.43	0:45.95 [2]	0:32.05 [4]	0:21.62 [4]	0:10.84 [4]	0.58L	0:32.05		-2
		Boris Thornton		600m	600m	(0:13.90)	(0:10.43)	(0:10.78)	(0:10.84)				
3	5	QUEEN OF SSORTS	4	70.9	0:10.36	0:46.19 [3]	0:32.51 [2]	0:22.15 [2]	0:11.27 [2]	1.99L	0:32.51		-2
		Leah Martyn		600m	600m	(0:13.68)	(0:10.36)	(0:10.88)	(0:11.27)				
4	3	ELIZAHRO	12	69.8	0:10.38	0:46.25 [4]	0:32.56 [3]	0:22.18 [3]	0:11.27 [3]	2.34L	0:32.56		-1
		Les Tilley		600m	600m	(0:13.69)	(0:10.38)	(0:10.91)	(0:11.27)				
5	9	TAYLOR'S RAGE	6	69.5	0:10.50	0:46.56 [5]	0:32.47 [6]	0:21.97 [6]	0:11.38 [6]	4.16L	0:32.47		-1
		Hannah Richardson		600m	600m	(0:14.09)	(0:10.50)	(0:10.59)	(0:11.38)				
6	10	ELEGANT LUCY	2	70.2	0:10.36	0:46.65 [6]	0:32.56 [5]	0:22.20 [5]	0:11.50 [5]	4.7L	0:32.56		+0
		Georgina Cartwright		600m	600m	(0:14.09)	(0:10.36)	(0:10.70)	(0:11.50)				
7	12	SOUTHAMPTON NICCO	7	68.7	0:10.55	0:46.83 [7]	0:32.57 [7]	0:22.02 [7]	0:11.25 [7]	5.72L	0:32.57		+1
		Damien Boche		600m	600m	(0:14.26)	(0:10.55)	(0:10.77)	(0:11.25)				
8	8	EXCESS CAPITAL	10	68.5	0:10.68	0:47.25 [8]	0:32.96 [8]	0:22.28 [8]	0:11.34 [9]	8.24L	0:32.96		+3
		Brandon Lerena		600m	600m	(0:14.29)	(0:10.68)	(0:10.94)	(0:11.34)				
9	7	AIR CONTROL	9	70.0	0:10.54	0:47.64 [9]	0:33.16 [9]	0:22.62 [9]	0:11.78 [8]	10.48L	0:33.16		+0
		Jason Taylor		400m	600m	(0:14.48)	(0:10.54)	(0:10.84)	(0:11.78)				

Scratched: I'lltellyou'i'min (#11), Sweet September (#6), Scion (#4)



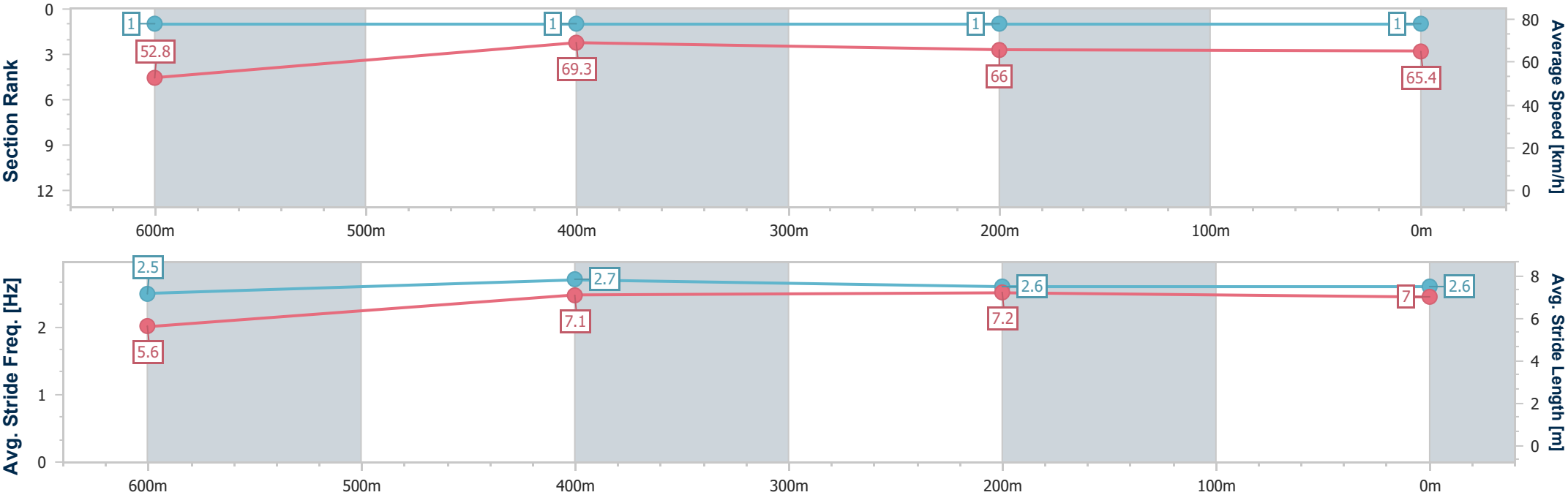
Horse/Jockey Name	Miss McLaren
Final Rank	1
Fastest Section Time (Section)	0:10.30 (600m)
Top Speed [km/h] (Section)	70.3 (600m)
Race State	Finished



IpswichProfessional  
Race 2: BARRIER REEF POOLS Maiden Handicap - 800m  
31 January 2026 - 14:23  
Track Rating: Soft 5, Weather: Fine, Rail Position: True



Section	Overall	600m	400m	200m															
Section Times	0:45.85 [1] (0:13.66)	0:32.19 [1] (0:10.30)	0:21.89 [1] (0:10.81)	0:11.08 [1] (0:11.08)															
Average Speed [km/h]	52.8	69.3	66.0	65.4															
Top Speed [km/h]	70.0	70.3	67.9	66.6															
Avg. Dist. to Rail [m]	3.4	1.8	1.6	0.9															
Avg. Stride Freq. [Hz]	2.5	2.7	2.6	2.6															
Avg. Stride Length [m]	5.6	7.1	7.2	7.0															





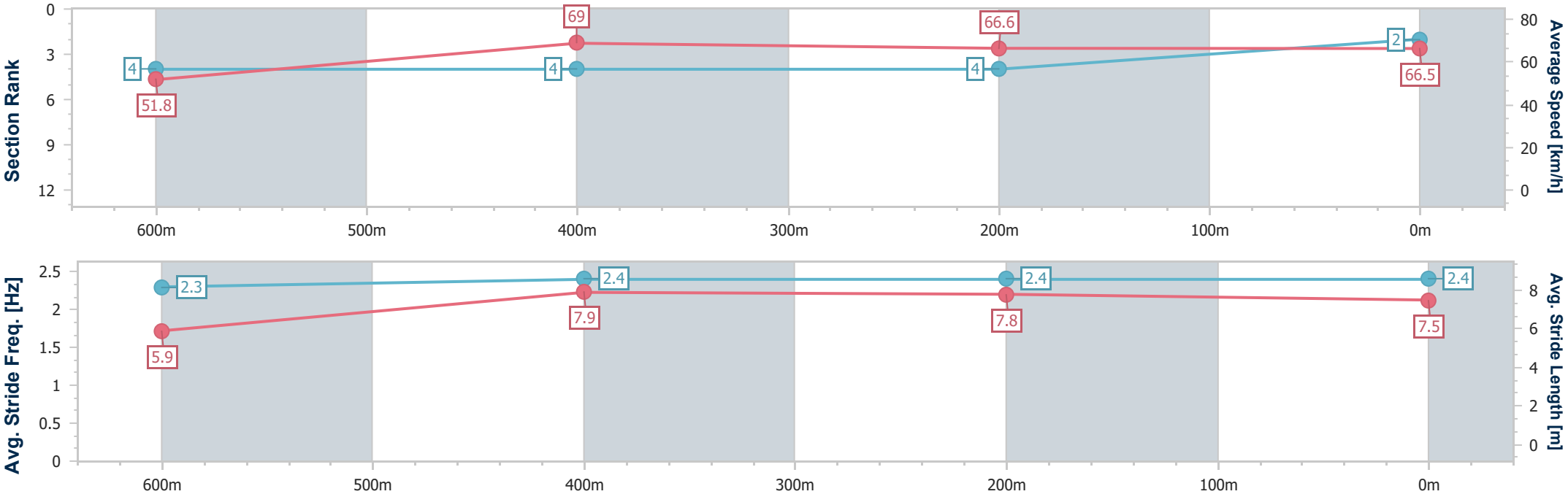
Horse/Jockey Name	Glaciele
Final Rank	2
Fastest Section Time (Section)	0:10.43 (600m)
Top Speed [km/h] (Section)	70.4 (600m)
Race State	Finished



IpswichProfessional  
Race 2: BARRIER REEF POOLS Maiden Handicap - 800m  
31 January 2026 - 14:23  
Track Rating: Soft 5, Weather: Fine, Rail Position: True



Section	Overall	600m	400m	200m									
Section Times	0:45.95 [2] (0:13.90)	0:32.05 [4] (0:10.43)	0:21.62 [4] (0:10.78)	0:10.84 [4] (0:10.84)									
Average Speed [km/h]	51.8	69.0	66.6	66.5									
Top Speed [km/h]	67.8	70.4	67.8	67.0									
Avg. Dist. to Rail [m]	6.5	1.8	1.0	1.5									
Avg. Stride Freq. [Hz]	2.3	2.4	2.4	2.4									
Avg. Stride Length [m]	5.9	7.9	7.8	7.5									





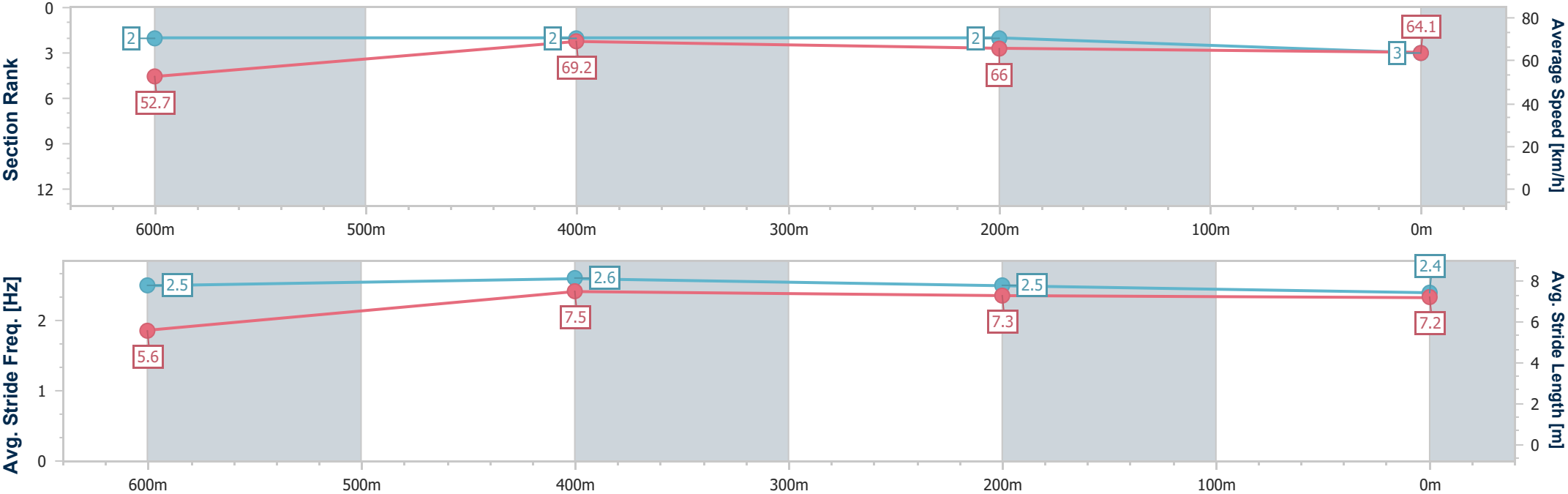
Horse/Jockey Name	Queen Of Ssorts
Final Rank	3
Fastest Section Time (Section)	0:10.36 (600m)
Top Speed [km/h] (Section)	70.9 (600m)
Race State	Finished



IpswichProfessional  
Race 2: BARRIER REEF POOLS Maiden Handicap - 800m  
31 January 2026 - 14:23  
Track Rating: Soft 5, Weather: Fine, Rail Position: True



Section	Overall	600m	400m	200m									
Section Times	0:46.19 [3] (0:13.68)	0:32.51 [2] (0:10.36)	0:22.15 [2] (0:10.88)	0:11.27 [2] (0:11.27)									
Average Speed [km/h]	52.7	69.2	66.0	64.1									
Top Speed [km/h]	68.9	70.9	67.9	65.5									
Avg. Dist. to Rail [m]	5.6	1.9	0.9	1.0									
Avg. Stride Freq. [Hz]	2.5	2.6	2.5	2.4									
Avg. Stride Length [m]	5.6	7.5	7.3	7.2									





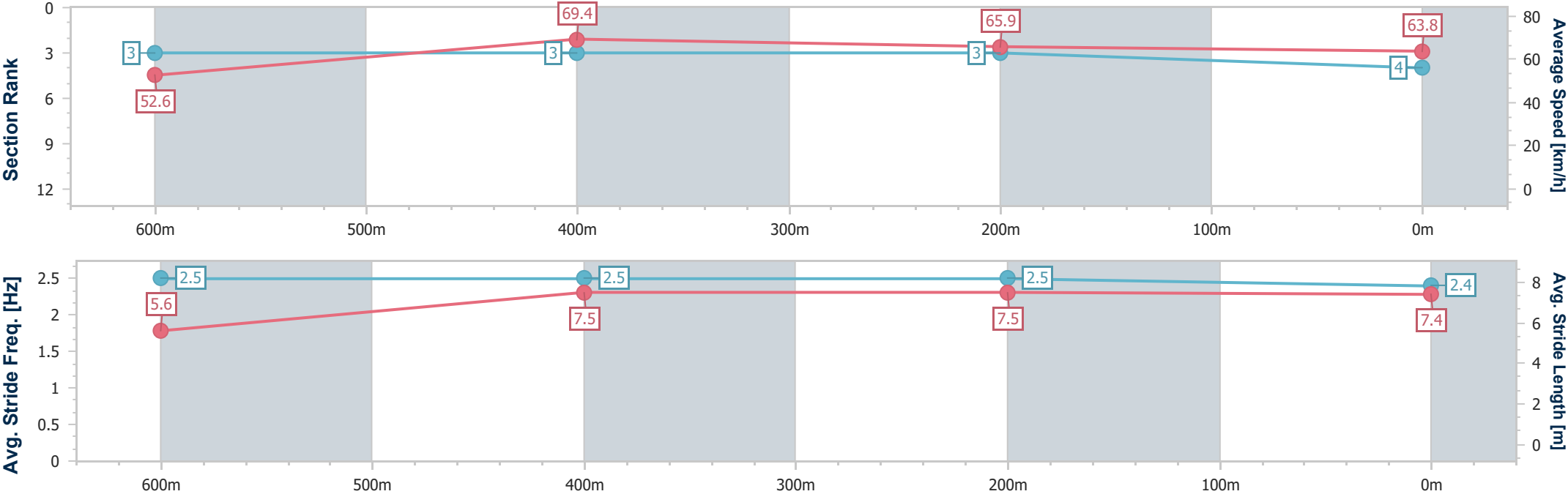
Horse/Jockey Name	Elizahro
Final Rank	4
Fastest Section Time (Section)	0:10.38 (600m)
Top Speed [km/h] (Section)	69.8 (600m)
Race State	Finished



IpswichProfessional  
Race 2: BARRIER REEF POOLS Maiden Handicap - 800m  
31 January 2026 - 14:23  
Track Rating: Soft 5, Weather: Fine, Rail Position: True



Section	Overall	600m	400m	200m									
Section Times	0:46.25 [4] (0:13.69)	0:32.56 [3] (0:10.38)	0:22.18 [3] (0:10.91)	0:11.27 [3] (0:11.27)									
Average Speed [km/h]	52.6	69.4	65.9	63.8									
Top Speed [km/h]	69.2	69.8	68.3	65.2									
Avg. Dist. to Rail [m]	11.0	2.5	1.0	4.0									
Avg. Stride Freq. [Hz]	2.5	2.5	2.5	2.4									
Avg. Stride Length [m]	5.6	7.5	7.5	7.4									





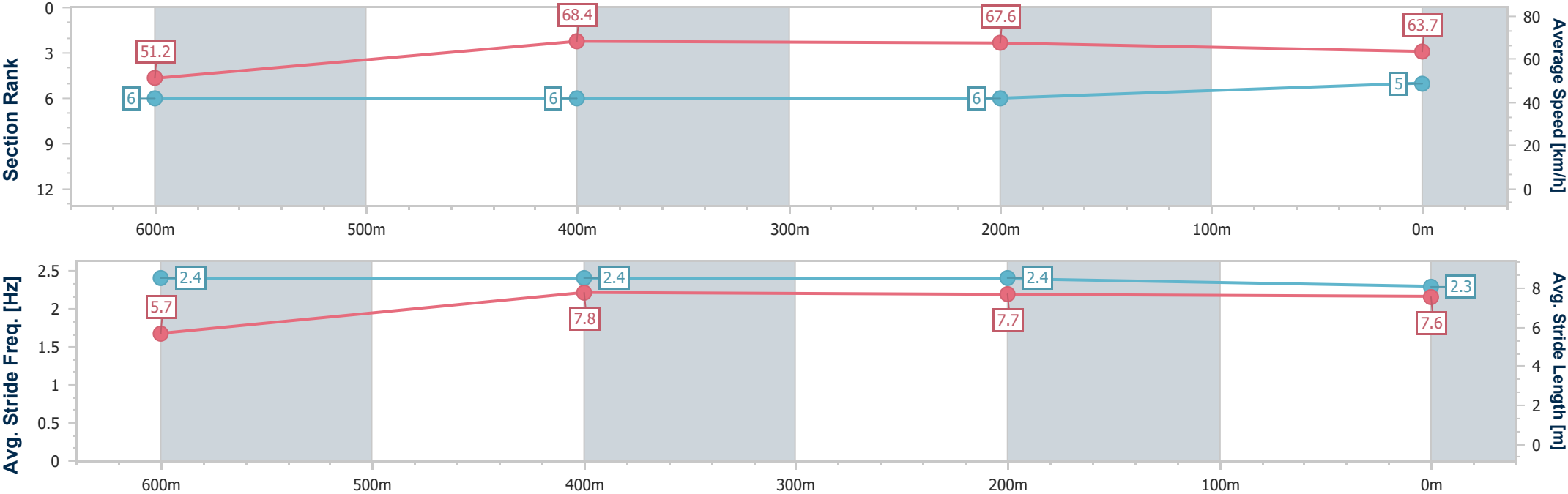
Horse/Jockey Name	Taylor's Rage
Final Rank	5
Fastest Section Time (Section)	0:10.50 (600m)
Top Speed [km/h] (Section)	69.5 (600m)
Race State	Finished



IpswichProfessional  
Race 2: BARRIER REEF POOLS Maiden Handicap - 800m  
31 January 2026 - 14:23  
Track Rating: Soft 5, Weather: Fine, Rail Position: True



Section	Overall	600m	400m	200m										
Section Times	0:46.56 [5] (0:14.09)	0:32.47 [6] (0:10.50)	0:21.97 [6] (0:10.59)	0:11.38 [6] (0:11.38)										
Average Speed [km/h]	51.2	68.4	67.6	63.7										
Top Speed [km/h]	68.0	69.5	69.3	66.5										
Avg. Dist. to Rail [m]	6.9	1.7	1.1	6.6										
Avg. Stride Freq. [Hz]	2.4	2.4	2.4	2.3										
Avg. Stride Length [m]	5.7	7.8	7.7	7.6										







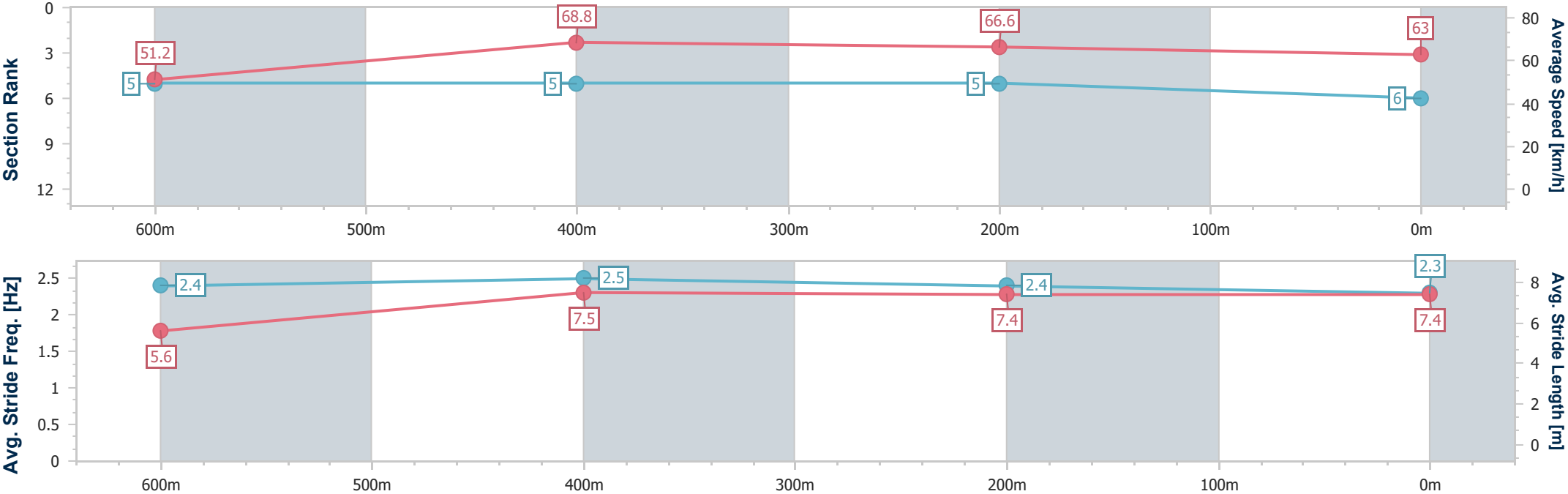
Horse/Jockey Name	Elegant Lucy
Final Rank	6
Fastest Section Time (Section)	0:10.36 (600m)
Top Speed [km/h] (Section)	70.2 (600m)
Race State	Finished

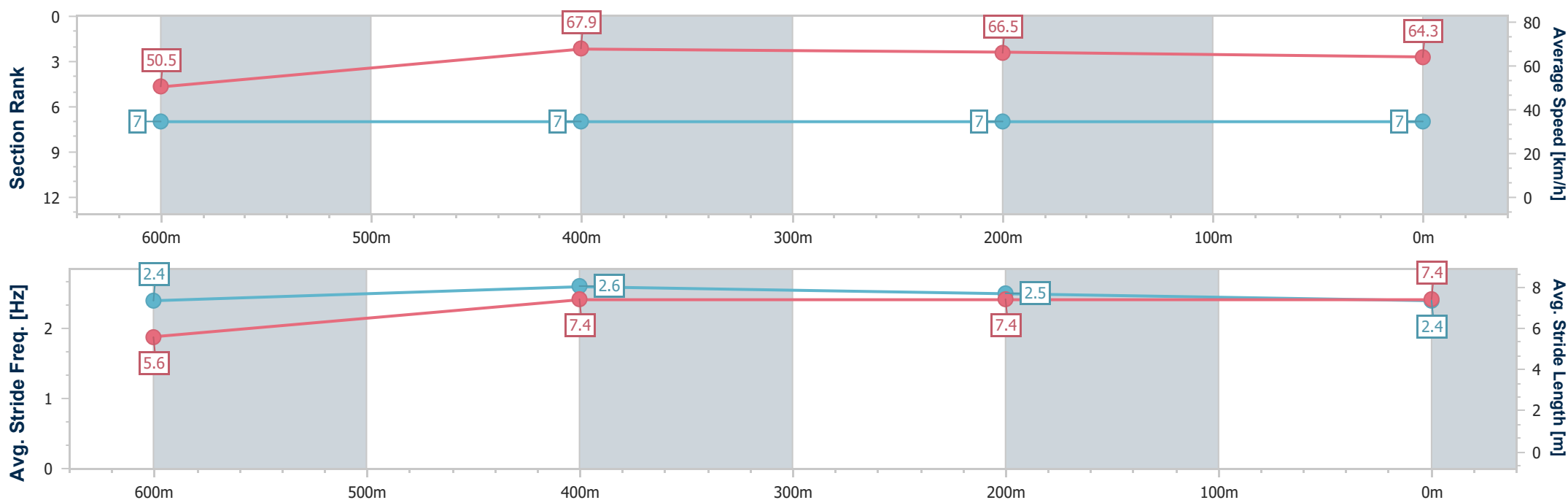

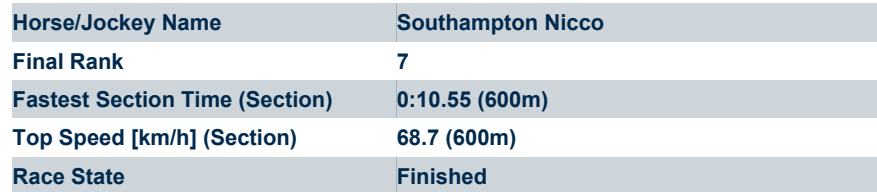


IpswichProfessional  
Race 2: BARRIER REEF POOLS Maiden Handicap - 800m  
31 January 2026 - 14:23  
Track Rating: Soft 5, Weather: Fine, Rail Position: True



Section	Overall	600m	400m	200m										
Section Times	0:46.65 [6] (0:14.09)	0:32.56 [5] (0:10.36)	0:22.20 [5] (0:10.70)	0:11.50 [5] (0:11.50)										
Average Speed [km/h]	51.2	68.8	66.6	63.0										
Top Speed [km/h]	69.8	70.2	68.4	65.7										
Avg. Dist. to Rail [m]	4.1	1.8	1.8	1.3										
Avg. Stride Freq. [Hz]	2.4	2.5	2.4	2.3										
Avg. Stride Length [m]	5.6	7.5	7.4	7.4										







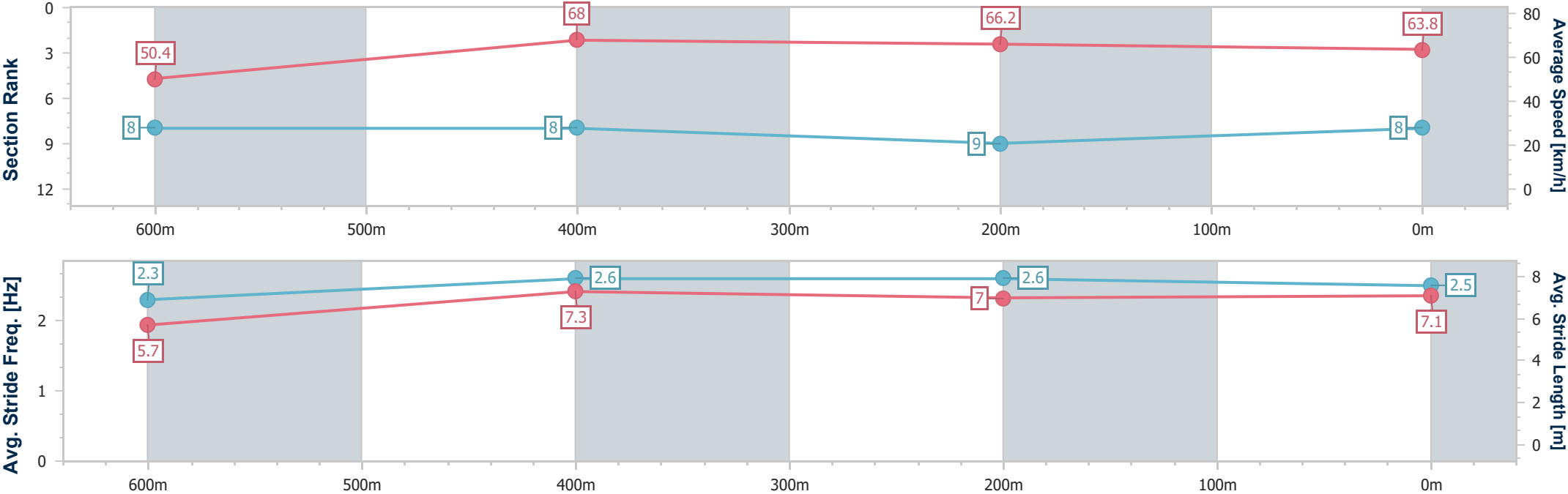
Horse/Jockey Name	Excess Capital
Final Rank	8
Fastest Section Time (Section)	0:10.68 (600m)
Top Speed [km/h] (Section)	68.5 (600m)
Race State	Finished



IpswichProfessional  
Race 2: BARRIER REEF POOLS Maiden Handicap - 800m  
31 January 2026 - 14:23  
Track Rating: Soft 5, Weather: Fine, Rail Position: True



Section	Overall	600m	400m	200m										
Section Times	0:47.25 [8] (0:14.29)	0:32.96 [8] (0:10.68)	0:22.28 [8] (0:10.94)	0:11.34 [9] (0:11.34)										
Average Speed [km/h]	50.4	68.0	66.2	63.8										
Top Speed [km/h]	66.8	68.5	68.5	66.2										
Avg. Dist. to Rail [m]	11.1	2.5	3.5	7.3										
Avg. Stride Freq. [Hz]	2.3	2.6	2.6	2.5										
Avg. Stride Length [m]	5.7	7.3	7.0	7.1										





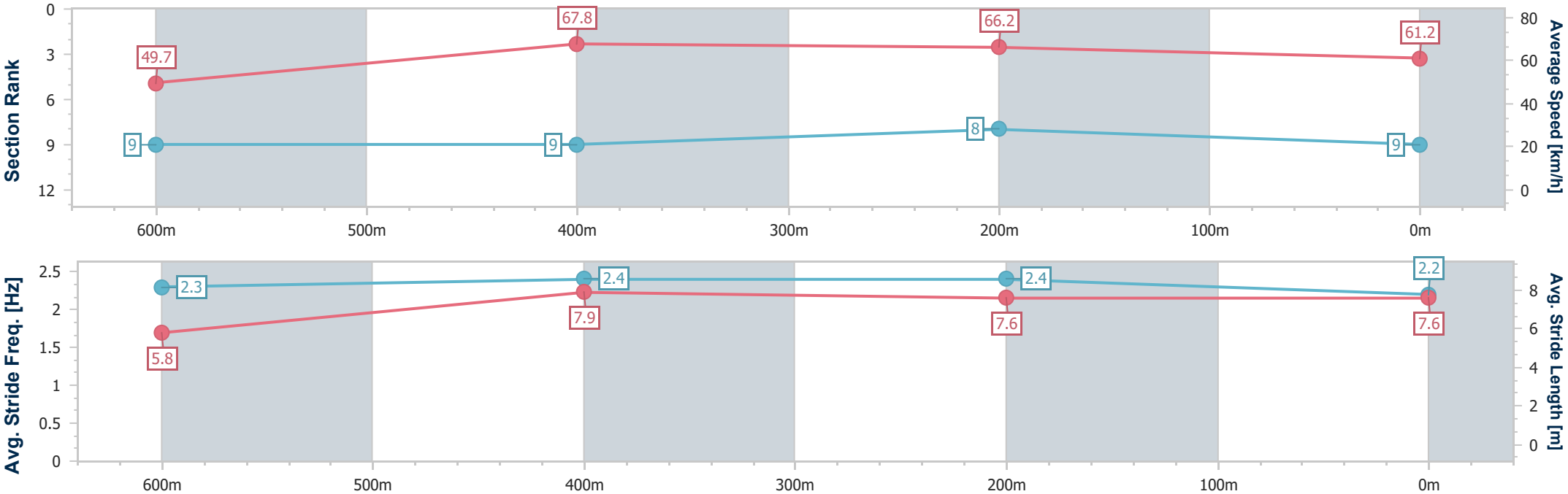
Horse/Jockey Name	Air Control
Final Rank	9
Fastest Section Time (Section)	0:10.54 (600m)
Top Speed [km/h] (Section)	70.0 (400m)
Race State	Finished



IpswichProfessional  
Race 2: BARRIER REEF POOLS Maiden Handicap - 800m  
31 January 2026 - 14:23  
Track Rating: Soft 5, Weather: Fine, Rail Position: True



Section	Overall	600m	400m	200m										
Section Times	0:47.64 [9] (0:14.48)	0:33.16 [9] (0:10.54)	0:22.62 [9] (0:10.84)	0:11.78 [8] (0:11.78)										
Average Speed [km/h]	49.7	67.8	66.2	61.2										
Top Speed [km/h]	67.1	68.6	70.0	64.1										
Avg. Dist. to Rail [m]	10.8	2.7	1.0	0.2										
Avg. Stride Freq. [Hz]	2.3	2.4	2.4	2.2										
Avg. Stride Length [m]	5.8	7.9	7.6	7.6										



- [ ] Ranking at each section and finish
- .-.- No data available at this section
- NA No data available



# IpswichProfessional

## Race 3: CARINA PAN PACS BENCHMARK 65 Handicap - 800m

31 January 2026 - 14:55



Track Rating: Soft 5, Weather: Fine, Rail Position: True

Section		Overall				600m				400m				200m				Last 600m			
Field Times		0:45.70				0:32.08				0:21.70				0:11.08				0:32.08			
		(0:13.62)				(0:10.38)				(0:10.62)				(0:11.08)							
Rank	TAB	Horse/Jockey	Barrier	Top Speed [km/h]	Fastest Section	Margin				Distance Travelled [m]											
1	1	STATE IN TEXAS	1	71.0	0:10.37	0:45.70 [1]	0:31.89 [3]	0:21.52 [4]	0:11.06 [2]	0:45.70	0:31.89										
		Jett Newman		600m	600m	(0:13.81)	(0:10.37)	(0:10.46)	(0:11.06)												
2	9	BETTER SWEET	6	70.9	0:10.36	0:45.79 [2]	0:32.08 [2]	0:21.72 [2]	0:11.07 [3]	0.53L	0:32.08	+1									
		Olivia Kendal		600m	600m	(0:13.71)	(0:10.36)	(0:10.65)	(0:11.07)												
2	3	COMMAND APPROVED	5	69.8	0:10.38	0:45.79 [2]	0:32.17 [1]	0:21.79 [1]	0:11.17 [1]	0.53L	0:32.17	-1									
		Hannah Richardson		600m	600m	(0:13.62)	(0:10.38)	(0:10.62)	(0:11.17)												
4	5	WOOSH KA BOOM	3	69.8	0:10.43	0:45.97 [4]	0:31.99 [5]	0:21.56 [6]	0:10.98 [5]	1.58L	0:31.99	+0									
		Leah Martyn		600m	600m	(0:13.98)	(0:10.43)	(0:10.58)	(0:10.98)												
5	10	LEICA PHERRARI	4	71.1	0:10.29	0:46.30 [5]	0:32.26 [6]	0:21.97 [5]	0:11.30 [6]	3.48L	0:32.26	+2									
		Micheal Hellyer		600m	600m	(0:14.04)	(0:10.29)	(0:10.67)	(0:11.30)												
6	2	RUNAROUND SUE	7	70.8	0:10.36	0:46.30 [6]	0:32.49 [4]	0:22.13 [3]	0:11.35 [4]	3.51L	0:32.49	+2									
		Karl Zechner		600m	600m	(0:13.81)	(0:10.36)	(0:10.78)	(0:11.35)												
7	6	GRANDE BELLEZZA	8	70.9	0:10.41	0:46.54 [7]	0:32.17 [8]	0:21.76 [7]	0:11.18 [7]	4.92L	0:32.17	+4									
		Jason Taylor		600m	600m	(0:14.37)	(0:10.41)	(0:10.58)	(0:11.18)												
8	7	DON'T BE DRAMATIC	10	70.9	0:10.50	0:46.91 [8]	0:32.60 [7]	0:22.10 [8]	0:11.45 [8]	7.1L	0:32.60	+3									
		Harrison Shaw		600m	600m	(0:14.31)	(0:10.50)	(0:10.65)	(0:11.45)												

Scratched: Point Be (#8), Tara's Reward (#4)



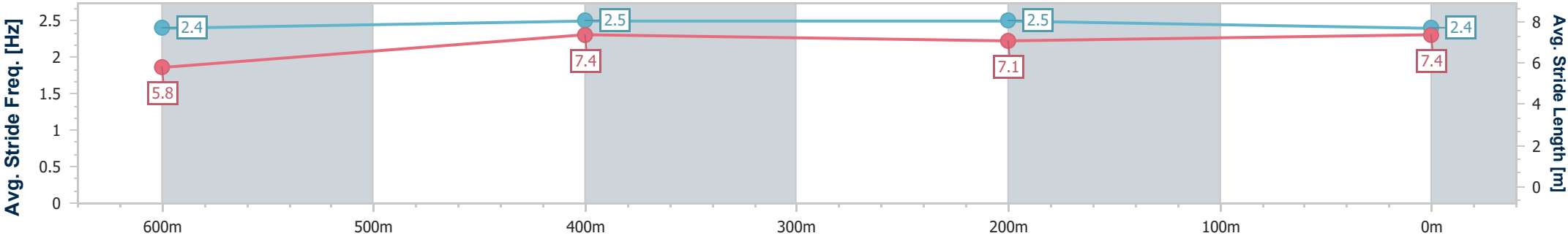
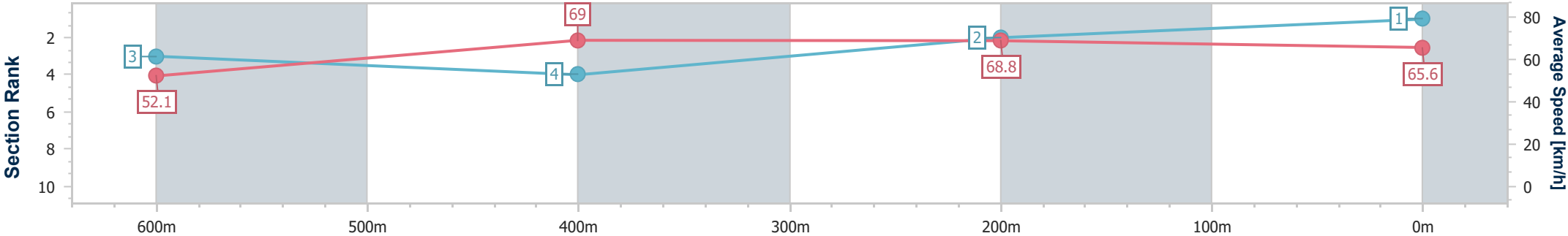
Horse/Jockey Name	State In Texas
Final Rank	1
Fastest Section Time (Section)	0:10.37 (600m)
Top Speed [km/h] (Section)	71.0 (600m)
Race State	Finished



IpswichProfessional  
Race 3: CARINA PAN PACS BENCHMARK 65 Handicap - 800m  
31 January 2026 - 14:55  
Track Rating: Soft 5, Weather: Fine, Rail Position: True



Section	Overall	600m	400m	200m										
Section Times	0:45.70 [1] (0:13.81)	0:31.89 [3] (0:10.37)	0:21.52 [4] (0:10.46)	0:11.06 [2] (0:11.06)										
Average Speed [km/h]	52.1	69.0	68.8	65.6										
Top Speed [km/h]	68.8	71.0	69.8	68.9										
Avg. Dist. to Rail [m]	3.9	1.1	0.8	3.4										
Avg. Stride Freq. [Hz]	2.4	2.5	2.5	2.4										
Avg. Stride Length [m]	5.8	7.4	7.1	7.4										



- [ ] Ranking at each section and finish
- .-.- No data available at this section
- NA No data available



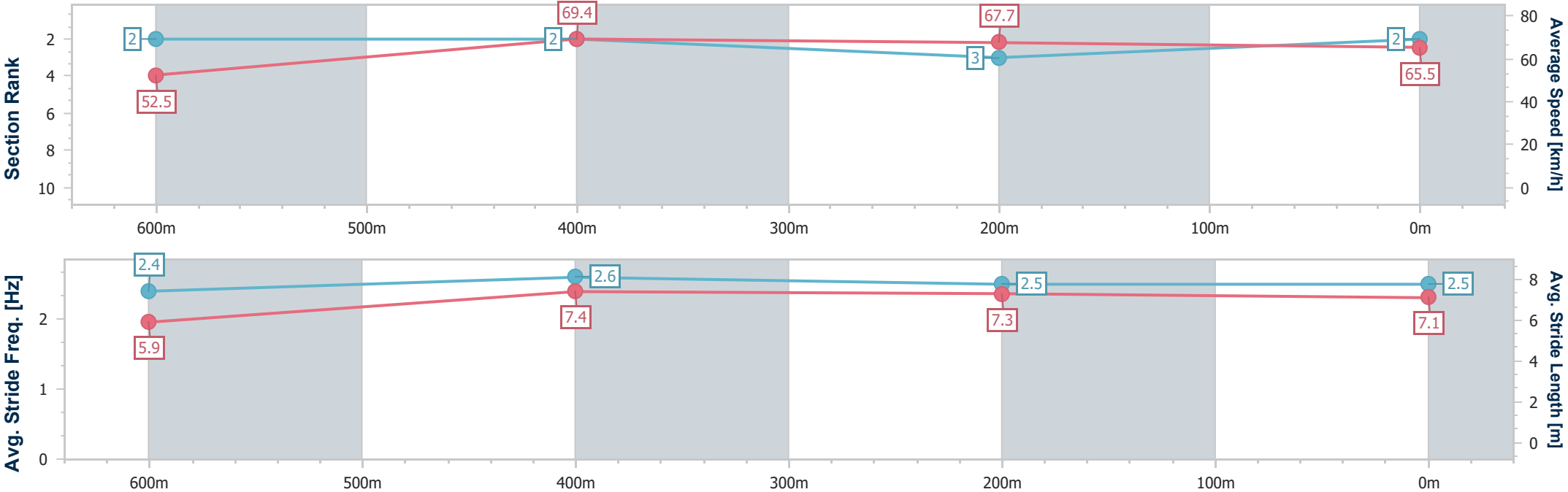
Horse/Jockey Name	Better Sweet
Final Rank	2
Fastest Section Time (Section)	0:10.36 (600m)
Top Speed [km/h] (Section)	70.9 (600m)
Race State	Finished

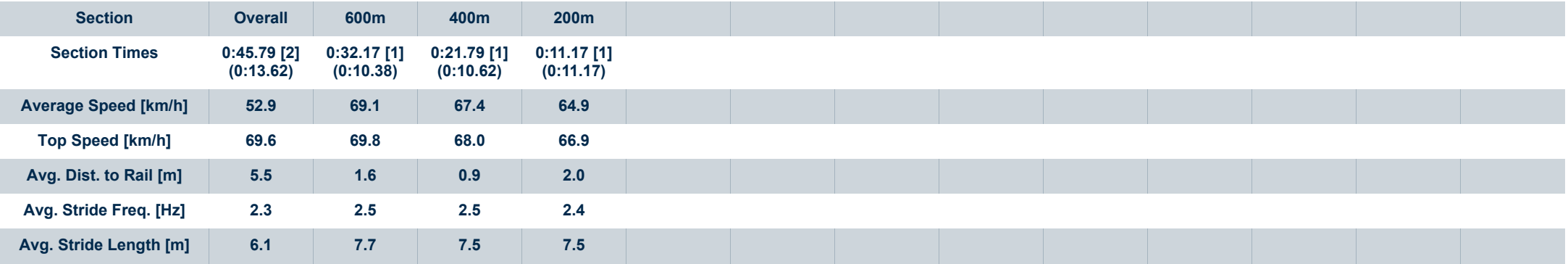
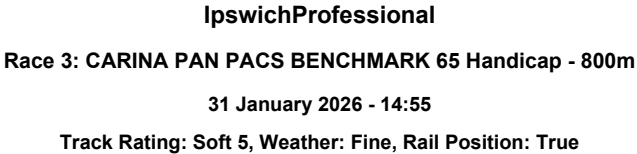
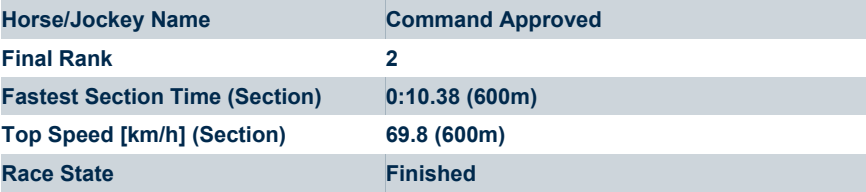


IpswichProfessional  
Race 3: CARINA PAN PACS BENCHMARK 65 Handicap - 800m  
31 January 2026 - 14:55  
Track Rating: Soft 5, Weather: Fine, Rail Position: True



Section	Overall	600m	400m	200m										
Section Times	0:45.79 [2] (0:13.71)	0:32.08 [2] (0:10.36)	0:21.72 [2] (0:10.65)	0:11.07 [3] (0:11.07)										
Average Speed [km/h]	52.5	69.4	67.7	65.5										
Top Speed [km/h]	68.7	70.9	69.3	67.2										
Avg. Dist. to Rail [m]	6.9	1.6	1.5	5.1										
Avg. Stride Freq. [Hz]	2.4	2.6	2.5	2.5										
Avg. Stride Length [m]	5.9	7.4	7.3	7.1										





[ ] Ranking at each section and finish  
 :--: No data available at this section  
 NA No data available





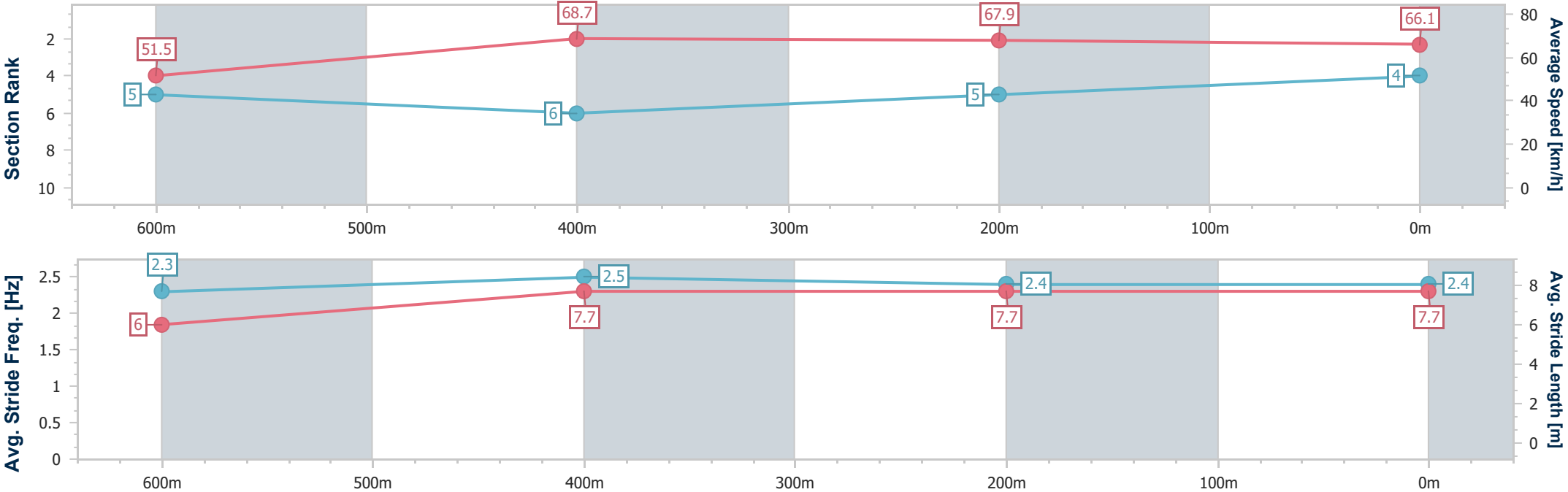
Horse/Jockey Name	Woosh Ka Boom
Final Rank	4
Fastest Section Time (Section)	0:10.43 (600m)
Top Speed [km/h] (Section)	69.8 (600m)
Race State	Finished

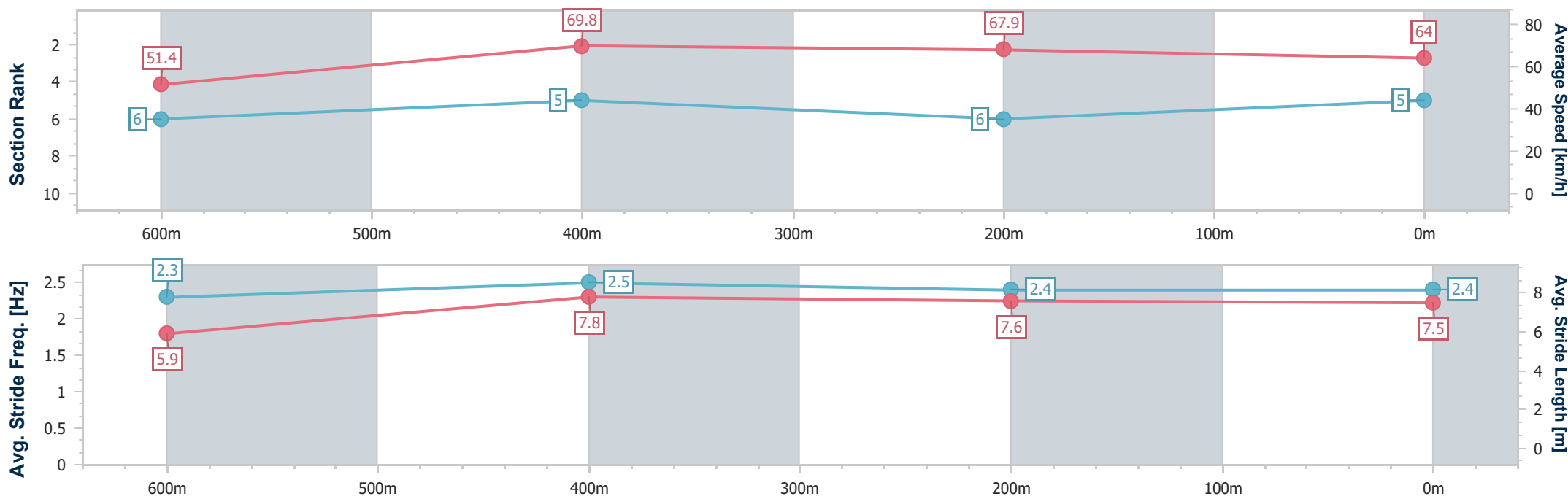
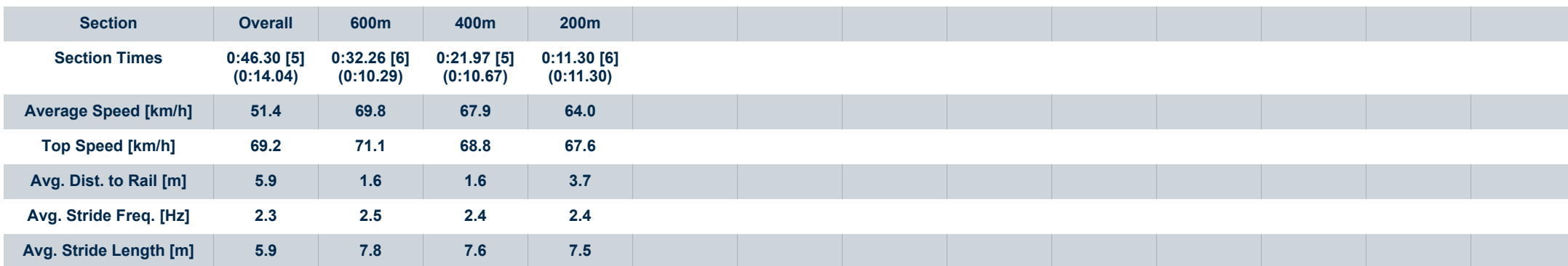
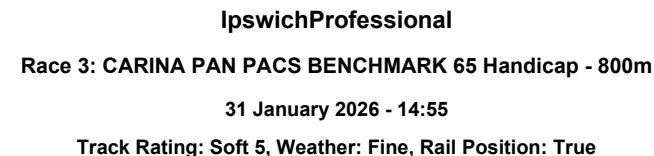


IpswichProfessional  
Race 3: CARINA PAN PACS BENCHMARK 65 Handicap - 800m  
31 January 2026 - 14:55  
Track Rating: Soft 5, Weather: Fine, Rail Position: True



Section	Overall	600m	400m	200m															
Section Times	0:45.97 [4] (0:13.98)	0:31.99 [5] (0:10.43)	0:21.56 [6] (0:10.58)	0:10.98 [5] (0:10.98)															
Average Speed [km/h]	51.5	68.7	67.9	66.1															
Top Speed [km/h]	68.2	69.8	68.8	68.8															
Avg. Dist. to Rail [m]	5.1	1.6	0.7	0.2															
Avg. Stride Freq. [Hz]	2.3	2.5	2.4	2.4															
Avg. Stride Length [m]	6.0	7.7	7.7	7.7															







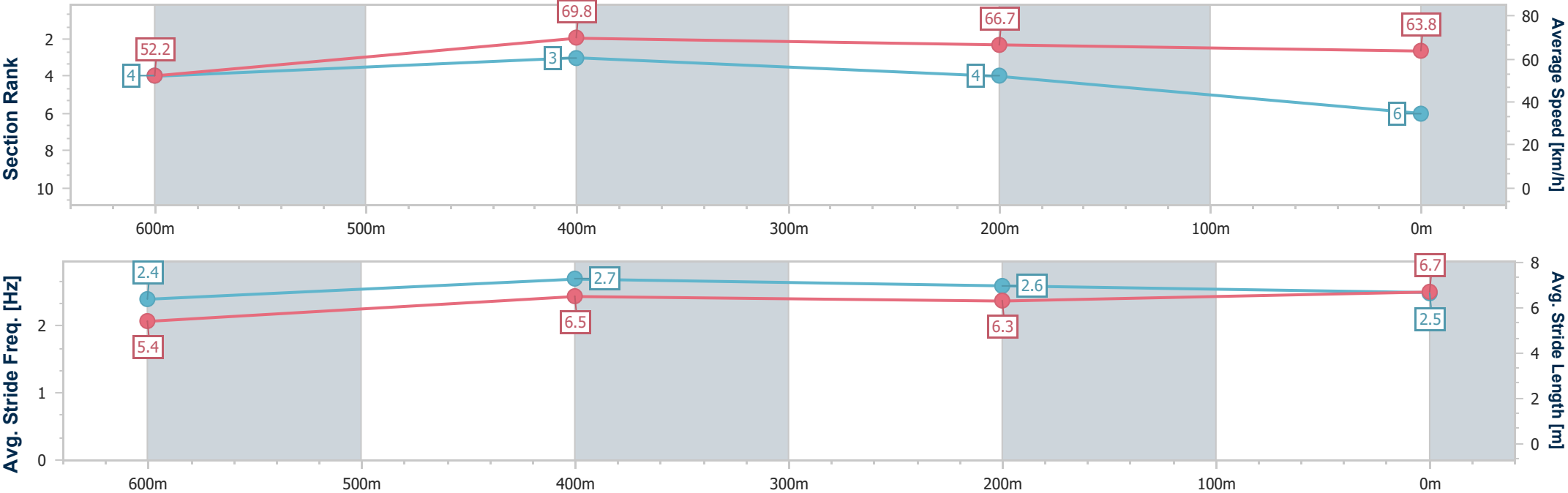
Horse/Jockey Name	Runaround Sue
Final Rank	6
Fastest Section Time (Section)	0:10.36 (600m)
Top Speed [km/h] (Section)	70.8 (600m)
Race State	Finished



IpswichProfessional  
Race 3: CARINA PAN PACS BENCHMARK 65 Handicap - 800m  
31 January 2026 - 14:55  
Track Rating: Soft 5, Weather: Fine, Rail Position: True



Section	Overall	600m	400m	200m															
Section Times	0:46.30 [6] (0:13.81)	0:32.49 [4] (0:10.36)	0:22.13 [3] (0:10.78)	0:11.35 [4] (0:11.35)															
Average Speed [km/h]	52.2	69.8	66.7	63.8															
Top Speed [km/h]	69.9	70.8	67.9	66.1															
Avg. Dist. to Rail [m]	8.5	2.2	0.6	2.2															
Avg. Stride Freq. [Hz]	2.4	2.7	2.6	2.5															
Avg. Stride Length [m]	5.4	6.5	6.3	6.7															





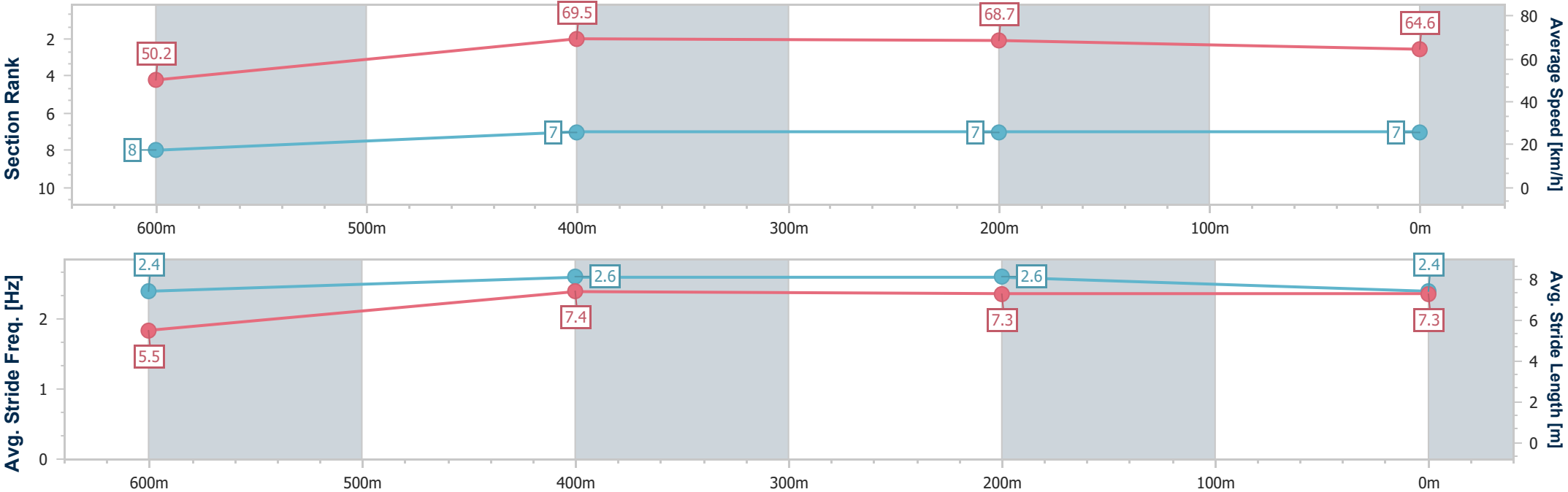
Horse/Jockey Name	Grande Bellezza
Final Rank	7
Fastest Section Time (Section)	0:10.41 (600m)
Top Speed [km/h] (Section)	70.9 (600m)
Race State	Finished



IpswichProfessional  
Race 3: CARINA PAN PACS BENCHMARK 65 Handicap - 800m  
31 January 2026 - 14:55  
Track Rating: Soft 5, Weather: Fine, Rail Position: True



Section	Overall	600m	400m	200m										
Section Times	0:46.54 [7] (0:14.37)	0:32.17 [8] (0:10.41)	0:21.76 [7] (0:10.58)	0:11.18 [7] (0:11.18)										
Average Speed [km/h]	50.2	69.5	68.7	64.6										
Top Speed [km/h]	68.7	70.9	69.3	66.6										
Avg. Dist. to Rail [m]	10.0	1.9	3.2	4.0										
Avg. Stride Freq. [Hz]	2.4	2.6	2.6	2.4										
Avg. Stride Length [m]	5.5	7.4	7.3	7.3										





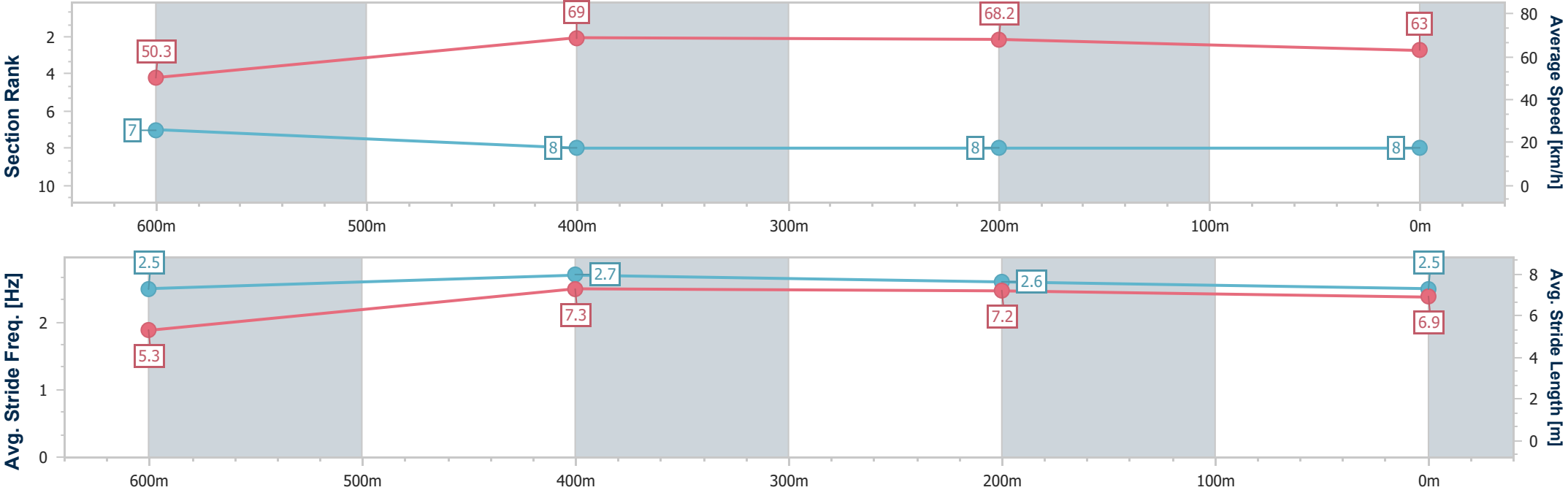
Horse/Jockey Name	Don't Be Dramatic
Final Rank	8
Fastest Section Time (Section)	0:10.50 (600m)
Top Speed [km/h] (Section)	70.9 (600m)
Race State	Finished



IpswichProfessional  
Race 3: CARINA PAN PACS BENCHMARK 65 Handicap - 800m  
31 January 2026 - 14:55  
Track Rating: Soft 5, Weather: Fine, Rail Position: True



Section	Overall	600m	400m	200m															
Section Times	0:46.91 [8] (0:14.31)	0:32.60 [7] (0:10.50)	0:22.10 [8] (0:10.65)	0:11.45 [8] (0:11.45)															
Average Speed [km/h]	50.3	69.0	68.2	63.0															
Top Speed [km/h]	70.6	70.9	69.3	66.6															
Avg. Dist. to Rail [m]	8.2	2.8	3.1	5.5															
Avg. Stride Freq. [Hz]	2.5	2.7	2.6	2.5															
Avg. Stride Length [m]	5.3	7.3	7.2	6.9															





# IpswichProfessional

## Race 4: GREAT NORTHERN OPEN Handicap - 1200m

31 January 2026 - 15:34



Track Rating: Soft 5, Weather: Fine, Rail Position: True

Section						Overall	1000m	800m	600m	400m	200m	Last 600m	
Field Times						1:09.80 (0:13.42)	0:56.38 (0:10.95)	0:45.43 (0:11.21)	0:34.22 (0:11.11)	0:23.11 (0:11.25)	0:11.86 (0:11.86)	0:34.22	
Rank	TAB	Horse/Jockey	Barrier	Top Speed [km/h]	Fastest Section							Margin	Distance Travelled [m]
1	7	ZELGARIA	1	68.7	0:10.64	1:09.80 [1]	0:55.58 [6]	0:44.94 [5]	0:33.67 [6]	0:22.54 [6]	0:11.50 [3]	1:09.80	0:33.67
		Jett Newman		1000m	1000m	(0:14.22)	(0:10.64)	(0:11.27)	(0:11.13)	(0:11.04)	(0:11.50)		
2	3	KRAKARIB	8	69.0	0:10.95	1:09.89 [2]	0:56.47 [1]	0:45.52 [1]	0:34.31 [1]	0:23.20 [1]	0:11.95 [1]	0.54L	0:34.31 +2
		Leah Martyn		Overall	1000m	(0:13.42)	(0:10.95)	(0:11.21)	(0:11.11)	(0:11.25)	(0:11.95)		
3	5	HEROIC MISS	4	67.9	0:10.83	1:10.15 [3]	0:56.58 [2]	0:45.75 [2]	0:34.48 [2]	0:23.26 [2]	0:11.96 [2]	2.02L	0:34.48 +1
		Fiona Sandkuhl		1000m	1000m	(0:13.57)	(0:10.83)	(0:11.27)	(0:11.22)	(0:11.30)	(0:11.96)		
4	2	HERMANITA	7	68.9	0:10.87	1:10.19 [4]	0:56.54 [3]	0:45.67 [3]	0:34.49 [3]	0:23.23 [3]	0:11.87 [4]	2.26L	0:34.49 +1
		Georgina Cartwright		1000m	1000m	(0:13.65)	(0:10.87)	(0:11.18)	(0:11.26)	(0:11.36)	(0:11.87)		
5	4	LETMELETGO	3	68.4	0:10.89	1:10.28 [5]	0:56.44 [4]	0:45.55 [4]	0:34.30 [4]	0:23.06 [5]	0:11.84 [5]	2.8L	0:34.30 +4
		Ryan Wiggins		1000m	1000m	(0:13.84)	(0:10.89)	(0:11.25)	(0:11.24)	(0:11.22)	(0:11.84)		
6	1	SKYWOLF	2	68.4	0:10.74	1:10.82 [6]	0:56.50 [7]	0:45.76 [7]	0:34.53 [7]	0:23.50 [7]	0:12.10 [7]	5.97L	0:34.53 +6
		Montana Philpot		1000m	1000m	(0:14.32)	(0:10.74)	(0:11.23)	(0:11.03)	(0:11.40)	(0:12.10)		
7	8	CAPO STRADA	5	68.3	0:10.89	1:10.90 [7]	0:56.86 [5]	0:45.97 [6]	0:34.84 [5]	0:23.75 [4]	0:12.24 [6]	6.43L	0:34.84 +4
		Brandon Lerena		1000m	1000m	(0:14.04)	(0:10.89)	(0:11.13)	(0:11.09)	(0:11.51)	(0:12.24)		

Scratched: Smiling Zac (#6)



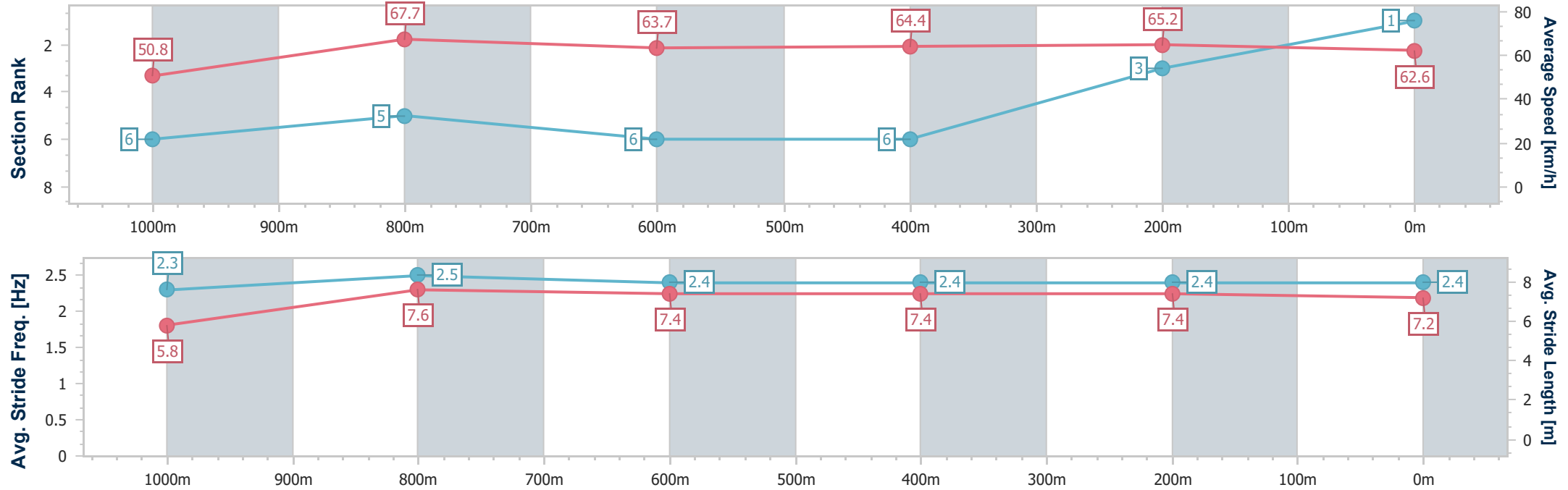
Horse/Jockey Name	Zelgaria
Final Rank	1
Fastest Section Time (Section)	0:10.64 (1000m)
Top Speed [km/h] (Section)	68.7 (1000m)
Race State	Finished



IpswichProfessional  
Race 4: GREAT NORTHERN OPEN Handicap - 1200m  
31 January 2026 - 15:34  
Track Rating: Soft 5, Weather: Fine, Rail Position: True



Section	Overall	1000m	800m	600m	400m	200m							
Section Times	1:09.80 [1] (0:14.22)	0:55.58 [6] (0:10.64)	0:44.94 [5] (0:11.27)	0:33.67 [6] (0:11.13)	0:22.54 [6] (0:11.04)	0:11.50 [3] (0:11.50)							
Average Speed [km/h]	50.8	67.7	63.7	64.4	65.2	62.6							
Top Speed [km/h]	66.4	68.7	65.1	65.5	65.7	64.8							
Avg. Dist. to Rail [m]	3.0	0.7	0.4	0.6	0.8	2.3							
Avg. Stride Freq. [Hz]	2.3	2.5	2.4	2.4	2.4	2.4							
Avg. Stride Length [m]	5.8	7.6	7.4	7.4	7.4	7.2							



[ ] Ranking at each section and finish  
-.-.- No data available at this section  
NA No data available



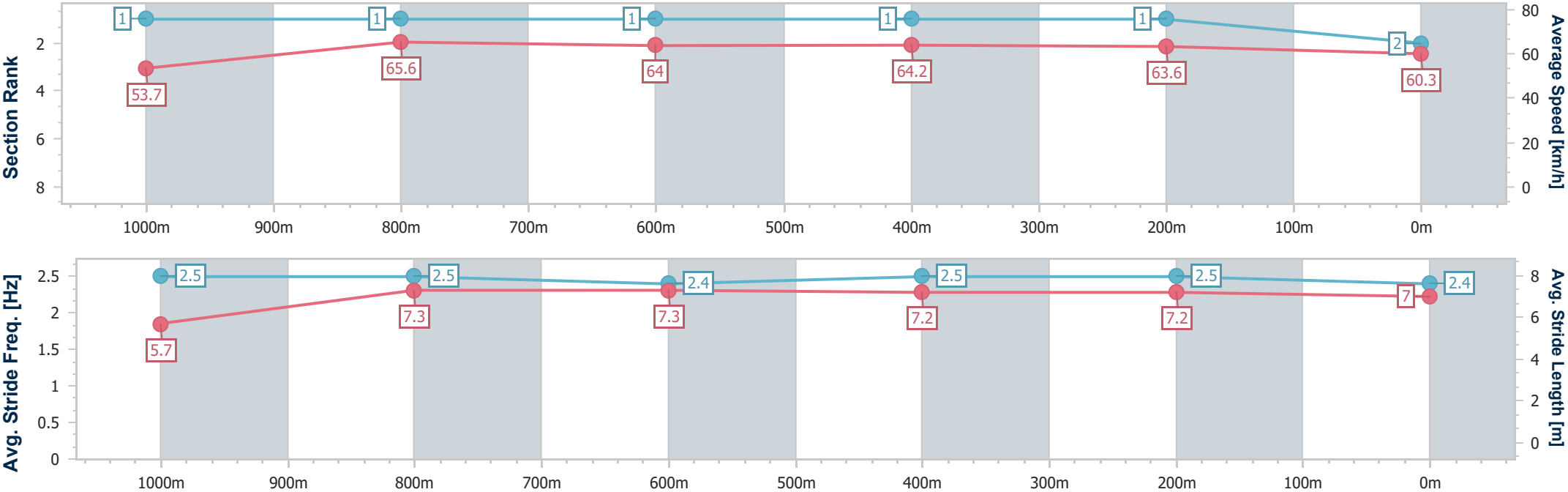
Horse/Jockey Name	Krakarib
Final Rank	2
Fastest Section Time (Section)	0:10.95 (1000m)
Top Speed [km/h] (Section)	69.0 (Overall)
Race State	Finished



IpswichProfessional  
Race 4: GREAT NORTHERN OPEN Handicap - 1200m  
31 January 2026 - 15:34  
Track Rating: Soft 5, Weather: Fine, Rail Position: True



Section	Overall	1000m	800m	600m	400m	200m							
Section Times	1:09.89 [2] (0:13.42)	0:56.47 [1] (0:10.95)	0:45.52 [1] (0:11.21)	0:34.31 [1] (0:11.11)	0:23.20 [1] (0:11.25)	0:11.95 [1] (0:11.95)							
Average Speed [km/h]	53.7	65.6	64.0	64.2	63.6	60.3							
Top Speed [km/h]	69.0	68.4	64.5	65.0	64.7	63.2							
Avg. Dist. to Rail [m]	7.4	1.2	1.4	1.7	1.2	0.6							
Avg. Stride Freq. [Hz]	2.5	2.5	2.4	2.5	2.5	2.4							
Avg. Stride Length [m]	5.7	7.3	7.3	7.2	7.2	7.0							







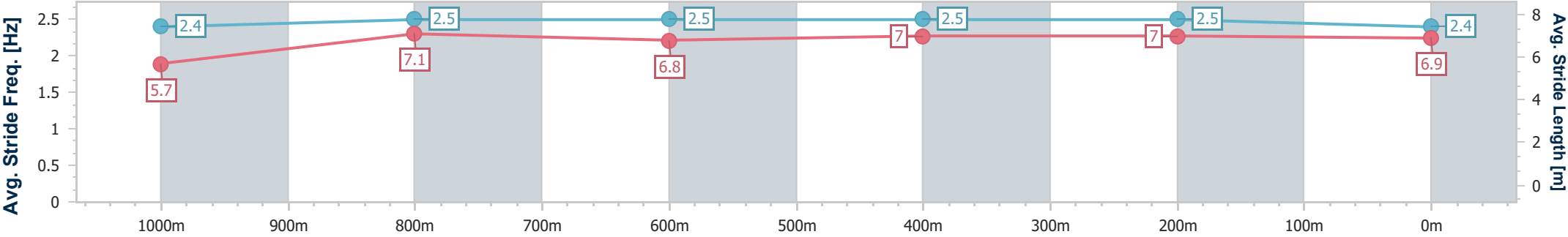
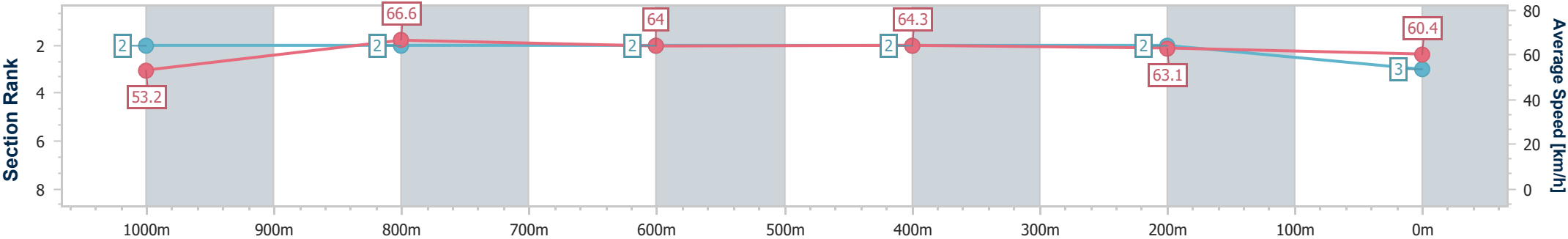
Horse/Jockey Name	Heroic Miss
Final Rank	3
Fastest Section Time (Section)	0:10.83 (1000m)
Top Speed [km/h] (Section)	67.9 (1000m)
Race State	Finished



IpswichProfessional  
Race 4: GREAT NORTHERN OPEN Handicap - 1200m  
31 January 2026 - 15:34  
Track Rating: Soft 5, Weather: Fine, Rail Position: True



Section	Overall	1000m	800m	600m	400m	200m							
Section Times	1:10.15 [3] (0:13.57)	0:56.58 [2] (0:10.83)	0:45.75 [2] (0:11.27)	0:34.48 [2] (0:11.22)	0:23.26 [2] (0:11.30)	0:11.96 [2] (0:11.96)							
Average Speed [km/h]	53.2	66.6	64.0	64.3	63.1	60.4							
Top Speed [km/h]	67.1	67.9	64.0	64.5	64.5	63.9							
Avg. Dist. to Rail [m]	4.7	1.0	1.2	0.8	1.8	0.7							
Avg. Stride Freq. [Hz]	2.4	2.5	2.5	2.5	2.5	2.4							
Avg. Stride Length [m]	5.7	7.1	6.8	7.0	7.0	6.9							





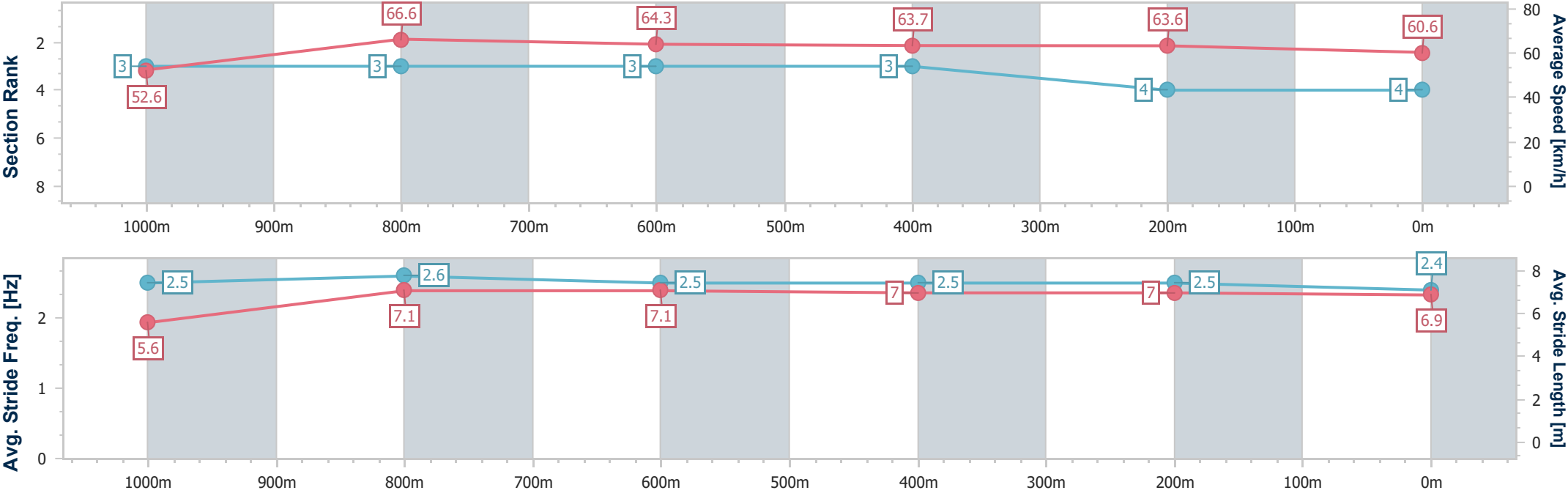
Horse/Jockey Name	Hermanita
Final Rank	4
Fastest Section Time (Section)	0:10.87 (1000m)
Top Speed [km/h] (Section)	68.9 (1000m)
Race State	Finished



IpswichProfessional  
Race 4: GREAT NORTHERN OPEN Handicap - 1200m  
31 January 2026 - 15:34  
Track Rating: Soft 5, Weather: Fine, Rail Position: True



Section	Overall	1000m	800m	600m	400m	200m							
Section Times	1:10.19 [4] (0:13.65)	0:56.54 [3] (0:10.87)	0:45.67 [3] (0:11.18)	0:34.49 [3] (0:11.26)	0:23.23 [3] (0:11.36)	0:11.87 [4] (0:11.87)							
Average Speed [km/h]	52.6	66.6	64.3	63.7	63.6	60.6							
Top Speed [km/h]	68.5	68.9	66.4	64.0	64.0	62.6							
Avg. Dist. to Rail [m]	6.8	1.6	0.3	0.3	0.3	1.2							
Avg. Stride Freq. [Hz]	2.5	2.6	2.5	2.5	2.5	2.4							
Avg. Stride Length [m]	5.6	7.1	7.1	7.0	7.0	6.9							





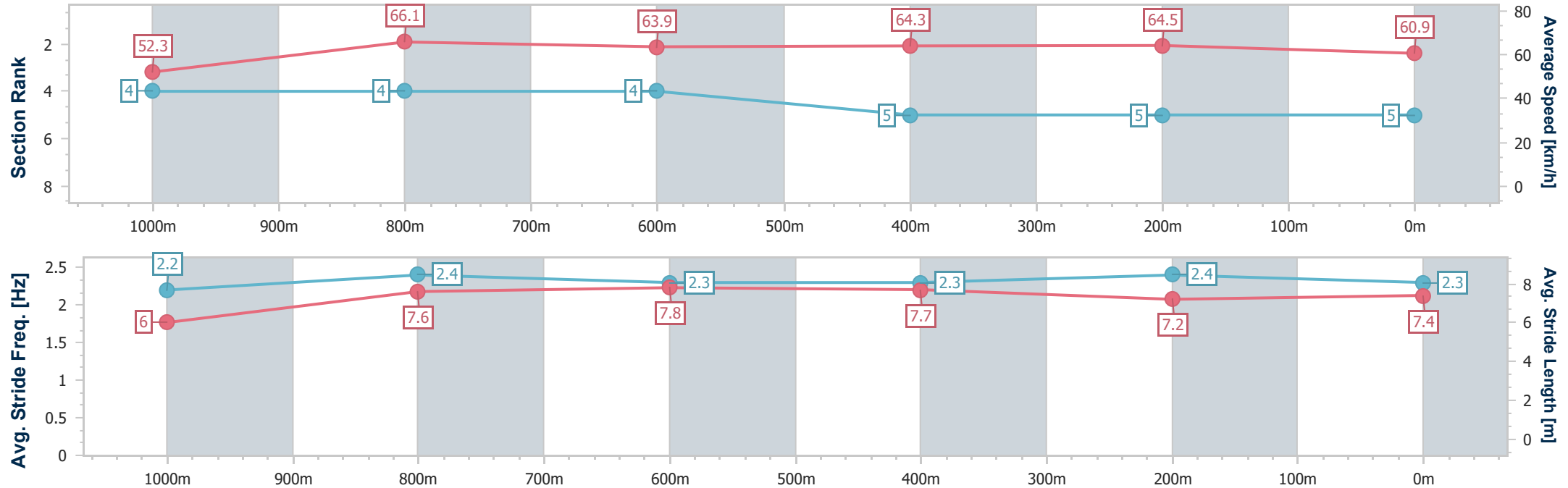
Horse/Jockey Name	Letmeletgo
Final Rank	5
Fastest Section Time (Section)	0:10.89 (1000m)
Top Speed [km/h] (Section)	68.4 (1000m)
Race State	Finished



IpswichProfessional  
Race 4: GREAT NORTHERN OPEN Handicap - 1200m  
31 January 2026 - 15:34  
Track Rating: Soft 5, Weather: Fine, Rail Position: True



Section	Overall	1000m	800m	600m	400m	200m							
Section Times	1:10.28 [5] (0:13.84)	0:56.44 [4] (0:10.89)	0:45.55 [4] (0:11.25)	0:34.30 [4] (0:11.24)	0:23.06 [5] (0:11.22)	0:11.84 [5] (0:11.84)							
Average Speed [km/h]	52.3	66.1	63.9	64.3	64.5	60.9							
Top Speed [km/h]	68.0	68.4	64.7	64.8	65.3	64.7							
Avg. Dist. to Rail [m]	4.3	1.5	0.3	0.3	2.7	4.5							
Avg. Stride Freq. [Hz]	2.2	2.4	2.3	2.3	2.4	2.3							
Avg. Stride Length [m]	6.0	7.6	7.8	7.7	7.2	7.4							





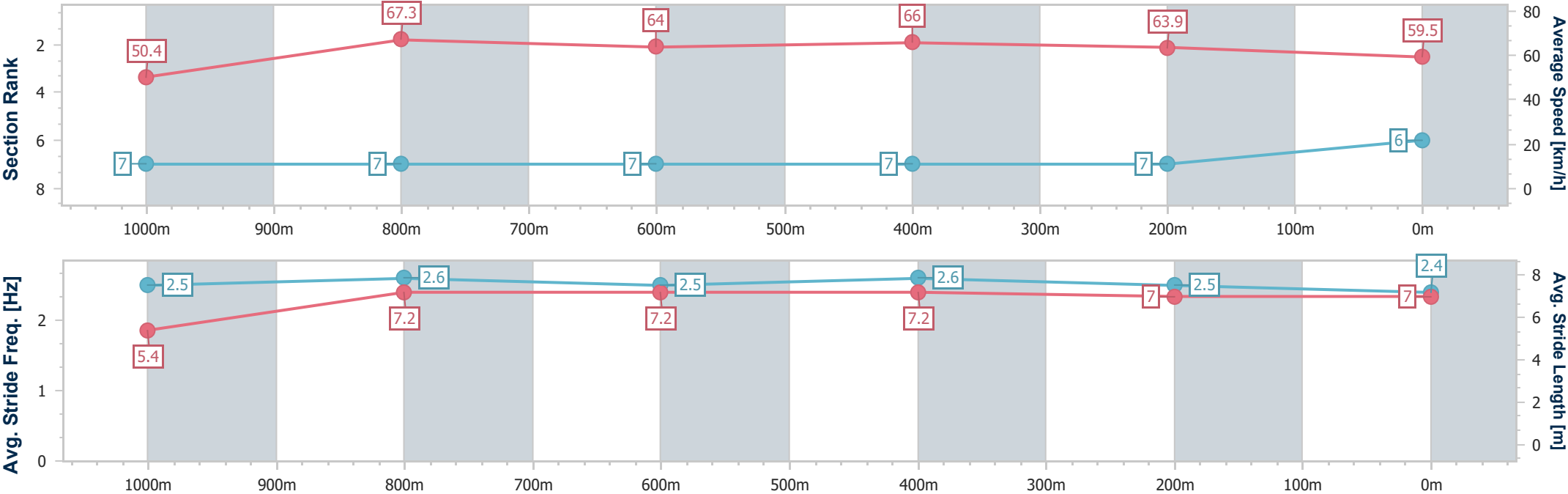
Horse/Jockey Name	Skywolf
Final Rank	6
Fastest Section Time (Section)	0:10.74 (1000m)
Top Speed [km/h] (Section)	68.4 (1000m)
Race State	Finished



IpswichProfessional  
Race 4: GREAT NORTHERN OPEN Handicap - 1200m  
31 January 2026 - 15:34  
Track Rating: Soft 5, Weather: Fine, Rail Position: True



Section	Overall	1000m	800m	600m	400m	200m							
Section Times	1:10.82 [6] (0:14.32)	0:56.50 [7] (0:10.74)	0:45.76 [7] (0:11.23)	0:34.53 [7] (0:11.03)	0:23.50 [7] (0:11.40)	0:12.10 [7] (0:12.10)							
Average Speed [km/h]	50.4	67.3	64.0	66.0	63.9	59.5							
Top Speed [km/h]	66.8	68.4	66.0	66.4	65.3	62.2							
Avg. Dist. to Rail [m]	4.7	1.9	0.4	2.1	3.9	6.0							
Avg. Stride Freq. [Hz]	2.5	2.6	2.5	2.6	2.5	2.4							
Avg. Stride Length [m]	5.4	7.2	7.2	7.2	7.0	7.0							



[ ] Ranking at each section and finish  
- - - - No data available at this section  
NA No data available



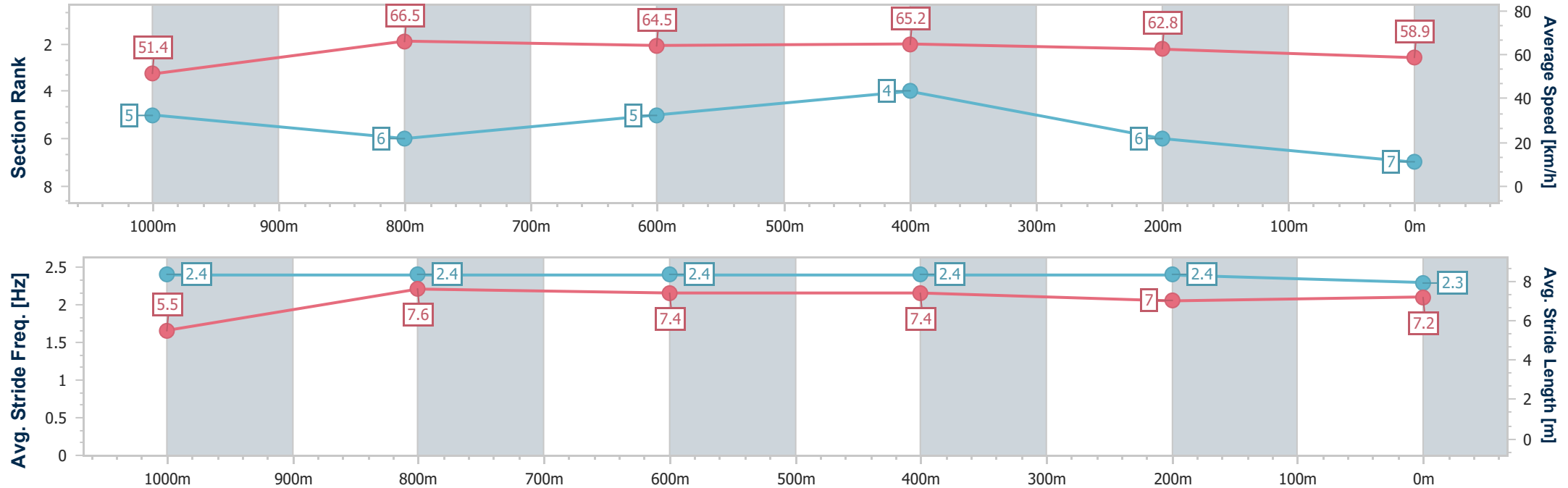
Horse/Jockey Name	Capo Strada
Final Rank	7
Fastest Section Time (Section)	0:10.89 (1000m)
Top Speed [km/h] (Section)	68.3 (1000m)
Race State	Finished



IpswichProfessional  
Race 4: GREAT NORTHERN OPEN Handicap - 1200m  
31 January 2026 - 15:34  
Track Rating: Soft 5, Weather: Fine, Rail Position: True



Section	Overall	1000m	800m	600m	400m	200m							
Section Times	1:10.90 [7] (0:14.04)	0:56.86 [5] (0:10.89)	0:45.97 [6] (0:11.13)	0:34.84 [5] (0:11.09)	0:23.75 [4] (0:11.51)	0:12.24 [6] (0:12.24)							
Average Speed [km/h]	51.4	66.5	64.5	65.2	62.8	58.9							
Top Speed [km/h]	67.9	68.3	64.9	65.4	65.0	61.2							
Avg. Dist. to Rail [m]	6.0	2.2	0.4	0.4	2.4	3.8							
Avg. Stride Freq. [Hz]	2.4	2.4	2.4	2.4	2.4	2.3							
Avg. Stride Length [m]	5.5	7.6	7.4	7.4	7.0	7.2							



# IpswichProfessional

## Race 5: GORDON'S GIN Maiden Plate - 1350m

31 January 2026 - 16:15

Track Rating: Good 4, Weather: Fine, Rail Position: True

Section		Overall				1200m	1000m	800m	600m	400m	Last 600m	
Field Times		1:21.62				1:10.65	0:59.70	0:47.95	0:35.66	0:23.59	0:35.66	
		(0:10.97)				(0:10.95)	(0:11.75)	(0:12.29)	(0:12.07)	(0:11.88)		
Rank	TAB	Horse/Jockey	Barrier	Top Speed [km/h]	Fastest Section							Distance Travelled [m]
1	19	RUSSIA TO THE POST	5	66.1	0:11.12	1:21.62 [1]	1:10.50 [4]	0:59.32 [5]	0:47.53 [5]	0:35.38 [5]	0:23.17 [5]	0:35.38
		Tiffani Brooker		1200m	Overall	(0:11.12)	(0:11.18)	(0:11.79)	(0:12.15)	(0:12.21)	(0:11.54)	
2	9	LOS ALAMITOS	12	67.9	0:11.02	1:21.64 [2]	1:10.44 [5]	0:59.42 [4]	0:47.62 [4]	0:35.37 [6]	0:23.27 [4]	0:35.37 +1
		Les Tilley		1200m	1200m	(0:11.20)	(0:11.02)	(0:11.80)	(0:12.25)	(0:12.10)	(0:11.60)	
3	21	FABS CUZ	10	67.9	0:10.86	1:21.72 [3]	1:10.66 [3]	0:59.80 [1]	0:48.01 [2]	0:35.76 [2]	0:23.63 [2]	0:35.76 +0
		Fiona Sandkuhl		1200m	1200m	(0:11.06)	(0:10.86)	(0:11.79)	(0:12.25)	(0:12.13)	(0:11.82)	
4	17	WEEKEND SPIRIT	7	66.0	0:11.13	1:21.86 [4]	1:10.30 [14]	0:59.17 [9]	0:47.34 [9]	0:35.46 [7]	0:23.37 [7]	0:35.46 +4
		Ryan Wiggins		1200m	1200m	(0:11.56)	(0:11.13)	(0:11.83)	(0:11.88)	(0:12.09)	(0:11.78)	
5	13	PEAK MISS	4	65.5	0:11.20	1:21.92 [5]	1:10.72 [6]	0:59.36 [7]	0:47.49 [8]	0:35.27 [10]	0:23.05 [10]	0:35.27 +0
		Montana Philpot		1200m	Overall	(0:11.20)	(0:11.36)	(0:11.87)	(0:12.22)	(0:12.22)	(0:11.38)	
6	23	GRIGIA	24	68.0	0:10.96	1:22.29 [6]	1:11.32 [1]	1:00.36 [2]	0:48.62 [1]	0:36.33 [1]	0:24.26 [1]	0:36.33 +1
		Damien Boche		1200m	1200m	(0:10.97)	(0:10.96)	(0:11.74)	(0:12.29)	(0:12.07)	(0:11.99)	
7	10	NASIRON	23	65.9	0:11.33	1:22.29 [7]	1:10.77 [12]	0:59.44 [12]	0:47.75 [11]	0:35.68 [9]	0:23.65 [8]	0:35.68 +11
		Harrison Shaw		1000m	1200m	(0:11.52)	(0:11.33)	(0:11.69)	(0:12.07)	(0:12.03)	(0:11.78)	
8	1	BIG TECH	11	65.5	0:11.23	1:22.33 [8]	1:10.97 [9]	0:59.74 [8]	0:48.00 [7]	0:36.15 [3]	0:24.04 [3]	0:36.15 +2
		Jaden Lloyd		1200m	1200m	(0:11.36)	(0:11.23)	(0:11.74)	(0:11.85)	(0:12.11)	(0:11.94)	
9	22	CRYPTO MAGIC	3	65.2	0:11.37	1:22.37 [9]	1:10.91 [11]	0:59.54 [11]	0:47.68 [12]	0:35.58 [12]	0:23.34 [11]	0:35.58 -1
		Boris Thornton		1200m	1200m	(0:11.46)	(0:11.37)	(0:11.86)	(0:12.10)	(0:12.24)	(0:11.61)	
10	24	DASHING SHANGHAI	8	66.2	0:11.04	1:22.58 [10]	1:11.54 [2]	1:00.42 [3]	0:48.64 [3]	0:36.35 [4]	0:24.12 [6]	0:36.35 -2
		Jett Newman		1200m	Overall	(0:11.04)	(0:11.12)	(0:11.78)	(0:12.29)	(0:12.23)	(0:11.87)	

Scratched: Parisienne Piper (#12), Tam Na Ghar (#15), Claw Machine (#3), Fifty Calibre (#5), Gratification (#6), Tulong (#8), Saturdays Girl (#14), Bodysnatcher (#18), Bossiri (#20)



IpswichProfessional  
Race 5: GORDON'S GIN Maiden Plate - 1350m  
31 January 2026 - 16:15



Track Rating: Good 4, Weather: Fine, Rail Position: True

Section						Overall	1200m	1000m	800m	600m	400m	Last 600m	
Field Times						1:21.62 (0:10.97)	1:10.65 (0:10.95)	0:59.70 (0:11.75)	0:47.95 (0:12.29)	0:35.66 (0:12.07)	0:23.59 (0:11.88)	0:35.66	
Rank	TAB	Horse/Jockey	Barrier	Top Speed [km/h]	Fastest Section								Distance Travelled [m]
11	11	STEADY ON	16	63.8	0:11.33	1:22.60 [11]	1:11.27 [8]	0:59.72 [13]	0:47.67 [15]	0:35.58 [14]	0:23.29 [15]	0:35.58	+9
		Karl Zechner		1200m	Overall	(0:11.33)	(0:11.55)	(0:12.05)	(0:12.09)	(0:12.29)	(0:11.79)		
12	16	THE JEAN GINA	6	66.2	0:11.09	1:22.69 [12]	1:11.37 [7]	1:00.28 [6]	0:48.48 [6]	0:36.23 [8]	0:23.90 [9]	0:36.23	+1
		Amy Graham		1200m	1200m	(0:11.32)	(0:11.09)	(0:11.80)	(0:12.25)	(0:12.33)	(0:11.87)		
13	4	DREAM THINKER	1	64.7	0:11.35	1:22.76 [13]	1:11.39 [10]	1:00.04 [10]	0:48.23 [10]	0:36.00 [11]	0:23.53 [13]	0:36.00	+0
		Leah Martyn		1200m	1200m	(0:11.37)	(0:11.35)	(0:11.81)	(0:12.23)	(0:12.47)	(0:11.64)		
14	2	CHEEKOSWAY	9	65.4	0:11.18	1:22.90 [14]	1:11.08 [15]	0:59.90 [15]	0:48.04 [14]	0:35.87 [15]	0:23.75 [12]	0:35.87	+1
		Montanna Savva		1200m	1200m	(0:11.82)	(0:11.18)	(0:11.86)	(0:12.17)	(0:12.12)	(0:11.88)		
15	7	RUBOS	2	65.5	0:11.37	1:23.46 [15]	1:11.93 [13]	1:00.56 [14]	0:48.65 [13]	0:36.50 [13]	0:24.22 [14]	0:36.50	+1
		Jason Taylor		1200m	1200m	(0:11.53)	(0:11.37)	(0:11.91)	(0:12.15)	(0:12.28)	(0:12.05)		

Scratched: Parisienne Piper (#12), Tam Na Ghar (#15), Claw Machine (#3), Fifty Calibre (#5), Gratification (#6), Tulong (#8), Saturdays Girl (#14), Bodysnatcher (#18), Bossiri (#20)



IpswichProfessional  
Race 5: GORDON'S GIN Maiden Plate - 1350m  
31 January 2026 - 16:15



Track Rating: Good 4, Weather: Fine, Rail Position: True

Section Field Times				200m 0:11.71 (0:11.71)				Last 600m 0:35.66	
Rank	TAB	Horse/Jockey	Barrier	Top Speed [km/h]	Fastest Section	Margin		Distance Travelled [m]	
1	19	RUSSIA TO THE POST Tiffani Brooker	5	66.1 1200m	0:11.12 Overall	0:11.63 [3] (0:11.63)		1:21.62 0:35.38	
2	9	LOS ALAMITOS Les Tilley	12	67.9 1200m	0:11.02 1200m	0:11.67 [2] (0:11.67)		0.13L 0:35.37 +1	
3	21	FABS CUZ Fiona Sandkuhl	10	67.9 1200m	0:10.86 1200m	0:11.81 [1] (0:11.81)		0.6L 0:35.76 +0	
4	17	WEEKEND SPIRIT Ryan Wiggins	7	66.0 1200m	0:11.13 1200m	0:11.59 [7] (0:11.59)		1.44L 0:35.46 +4	
5	13	PEAK MISS Montana Philpot	4	65.5 1200m	0:11.20 Overall	0:11.67 [6] (0:11.67)		1.74L 0:35.27 +0	
6	23	GRIGIA Damien Boche	24	68.0 1200m	0:10.96 1200m	0:12.27 [4] (0:12.27)		3.92L 0:36.33 +1	
7	10	NASIRON Harrison Shaw	23	65.9 1000m	0:11.33 1200m	0:11.87 [9] (0:11.87)		3.97L 0:35.68 +11	
8	1	BIG TECH Jaden Lloyd	11	65.5 1200m	0:11.23 1200m	0:12.10 [5] (0:12.10)		4.15L 0:36.15 +2	
9	22	CRYPTO MAGIC Boris Thornton	3	65.2 1200m	0:11.37 1200m	0:11.73 [10] (0:11.73)		4.4L 0:35.58 -1	
10	24	DASHING SHANGHAI Jett Newman	8	66.2 1200m	0:11.04 Overall	0:12.25 [8] (0:12.25)		5.66L 0:36.35 -2	

Scratched: Parisienne Piper (#12), Tam Na Ghar (#15), Claw Machine (#3), Fifty Calibre (#5), Gratification (#6), Tulong (#8), Saturdays Girl (#14), Bodysnatcher (#18), Bossiri (#20)

Report Created: Sat 31 January 2026 16:39 GMT+1 (Note: Timing is based on position data)

Page 3/19

[ ] Ranking at each section and finish  
-:-:- No data available at this section  
NA No data available

SCN Saddle cloth number  
DNF Did not finish  
DNT Did not track

data processed by  TRIPLESDATA





IpswichProfessional  
Race 5: GORDON'S GIN Maiden Plate - 1350m  
31 January 2026 - 16:15



Track Rating: Good 4, Weather: Fine, Rail Position: True

Section		200m						Last 600m	
Field Times		0:11.71 (0:11.71)						0:35.66	
Rank	TAB	Horse/Jockey	Barrier	Top Speed [km/h]	Fastest Section	Margin		Distance Travelled [m]	
11	11	STEADY ON	16	63.8	0:11.33	0:11.50 [14]	5.76L	0:35.58	+9
		Karl Zechner		1200m	Overall	(0:11.50)			
12	16	THE JEAN GINA	6	66.2	0:11.09	0:12.03 [11]	6.33L	0:36.23	+1
		Amy Graham		1200m	1200m	(0:12.03)			
13	4	DREAM THINKER	1	64.7	0:11.35	0:11.89 [12]	6.72L	0:36.00	+0
		Leah Martyn		1200m	1200m	(0:11.89)			
14	2	CHEEKOSWAY	9	65.4	0:11.18	0:11.87 [13]	7.56L	0:35.87	+1
		Montanna Savva		1200m	1200m	(0:11.87)			
15	7	RUBOS	2	65.5	0:11.37	0:12.17 [15]	10.81L	0:36.50	+1
		Jason Taylor		1200m	1200m	(0:12.17)			

Scratched: Parisienne Piper (#12), Tam Na Ghar (#15), Claw Machine (#3), Fifty Calibre (#5), Gratification (#6), Tulong (#8), Saturdays Girl (#14), Bodysnatcher (#18), Bossiri (#20)



Horse/Jockey Name	Russiantothepest
Final Rank	1
Fastest Section Time (Section)	0:11.12 (Overall)
Top Speed [km/h] (Section)	66.1 (1200m)
Race State	Finished

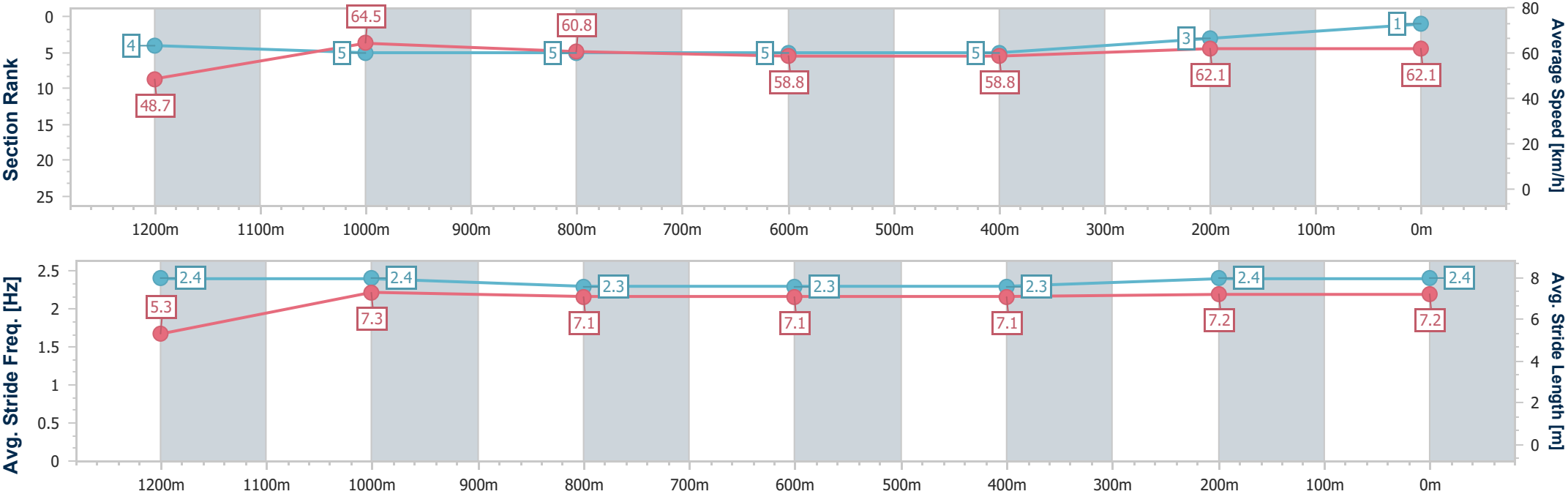


IpswichProfessional  
Race 5: GORDON'S GIN Maiden Plate - 1350m



31 January 2026 - 16:15  
Track Rating: Good 4, Weather: Fine, Rail Position: True

Section	Overall	1200m	1000m	800m	600m	400m	200m						
Section Times	1:21.62 [1] (0:11.12)	1:10.50 [4] (0:11.18)	0:59.32 [5] (0:11.79)	0:47.53 [5] (0:12.15)	0:35.38 [5] (0:12.21)	0:23.17 [5] (0:11.54)	0:11.63 [3] (0:11.63)						
Average Speed [km/h]	48.7	64.5	60.8	58.8	58.8	62.1	62.1						
Top Speed [km/h]	66.1	66.1	63.5	59.9	61.8	63.1	63.3						
Avg. Dist. to Rail [m]	4.5	1.9	1.0	1.7	1.6	1.0	2.8						
Avg. Stride Freq. [Hz]	2.4	2.4	2.3	2.3	2.3	2.4	2.4						
Avg. Stride Length [m]	5.3	7.3	7.1	7.1	7.1	7.2	7.2						





Horse/Jockey Name	Los Alamitos
Final Rank	2
Fastest Section Time (Section)	0:11.02 (1200m)
Top Speed [km/h] (Section)	67.9 (1200m)
Race State	Finished



IpswichProfessional

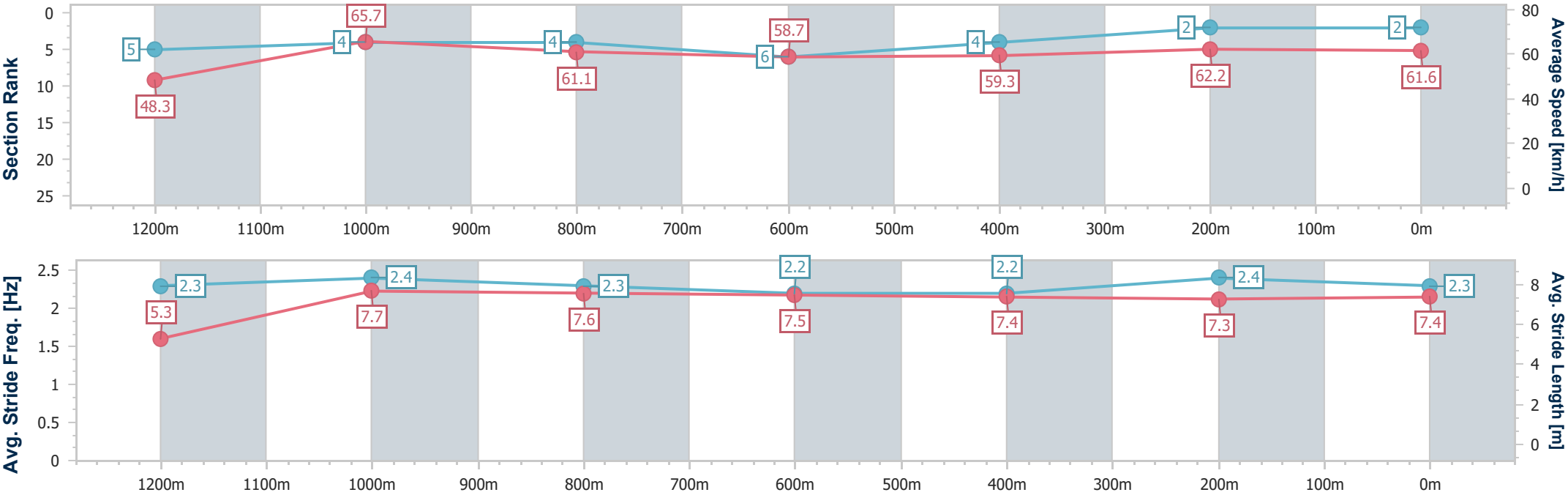
Race 5: GORDON'S GIN Maiden Plate - 1350m

31 January 2026 - 16:15

Track Rating: Good 4, Weather: Fine, Rail Position: True



Section	Overall	1200m	1000m	800m	600m	400m	200m						
Section Times	1:21.64 [2] (0:11.20)	1:10.44 [5] (0:11.02)	0:59.42 [4] (0:11.80)	0:47.62 [4] (0:12.25)	0:35.37 [6] (0:12.10)	0:23.27 [4] (0:11.60)	0:11.67 [2] (0:11.67)						
Average Speed [km/h]	48.3	65.7	61.1	58.7	59.3	62.2	61.6						
Top Speed [km/h]	64.5	67.9	64.4	59.8	62.5	63.2	65.6						
Avg. Dist. to Rail [m]	11.0	5.8	1.0	0.3	1.0	0.9	1.0						
Avg. Stride Freq. [Hz]	2.3	2.4	2.3	2.2	2.2	2.4	2.3						
Avg. Stride Length [m]	5.3	7.7	7.6	7.5	7.4	7.3	7.4						





Horse/Jockey Name	Fabs Cuz
Final Rank	3
Fastest Section Time (Section)	0:10.86 (1200m)
Top Speed [km/h] (Section)	67.9 (1200m)
Race State	Finished



IpswichProfessional

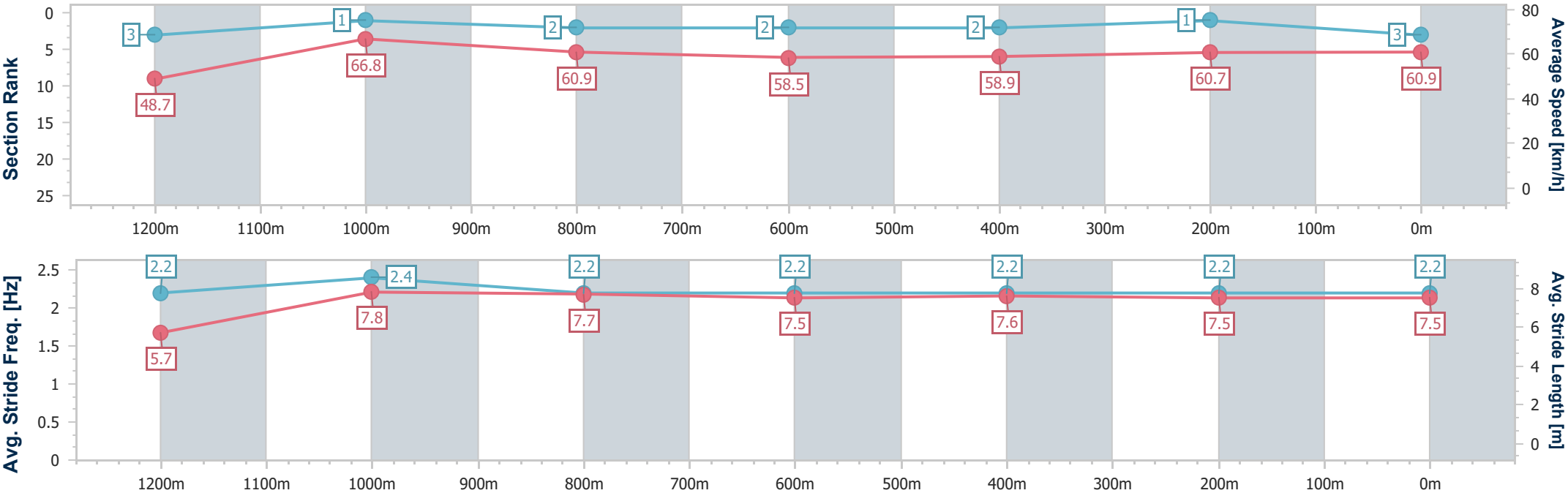
Race 5: GORDON'S GIN Maiden Plate - 1350m

31 January 2026 - 16:15

Track Rating: Good 4, Weather: Fine, Rail Position: True



Section	Overall	1200m	1000m	800m	600m	400m	200m						
Section Times	1:21.72 [3] (0:11.06)	1:10.66 [3] (0:10.86)	0:59.80 [1] (0:11.79)	0:48.01 [2] (0:12.25)	0:35.76 [2] (0:12.13)	0:23.63 [2] (0:11.82)	0:11.81 [1] (0:11.81)						
Average Speed [km/h]	48.7	66.8	60.9	58.5	58.9	60.7	60.9						
Top Speed [km/h]	65.7	67.9	64.6	59.8	61.2	61.4	61.5						
Avg. Dist. to Rail [m]	8.4	4.8	0.5	1.1	1.4	1.5	1.2						
Avg. Stride Freq. [Hz]	2.2	2.4	2.2	2.2	2.2	2.2	2.2						
Avg. Stride Length [m]	5.7	7.8	7.7	7.5	7.6	7.5	7.5						





Horse/Jockey Name	Weekend Spirit
Final Rank	4
Fastest Section Time (Section)	0:11.13 (1200m)
Top Speed [km/h] (Section)	66.0 (1200m)
Race State	Finished



IpswichProfessional

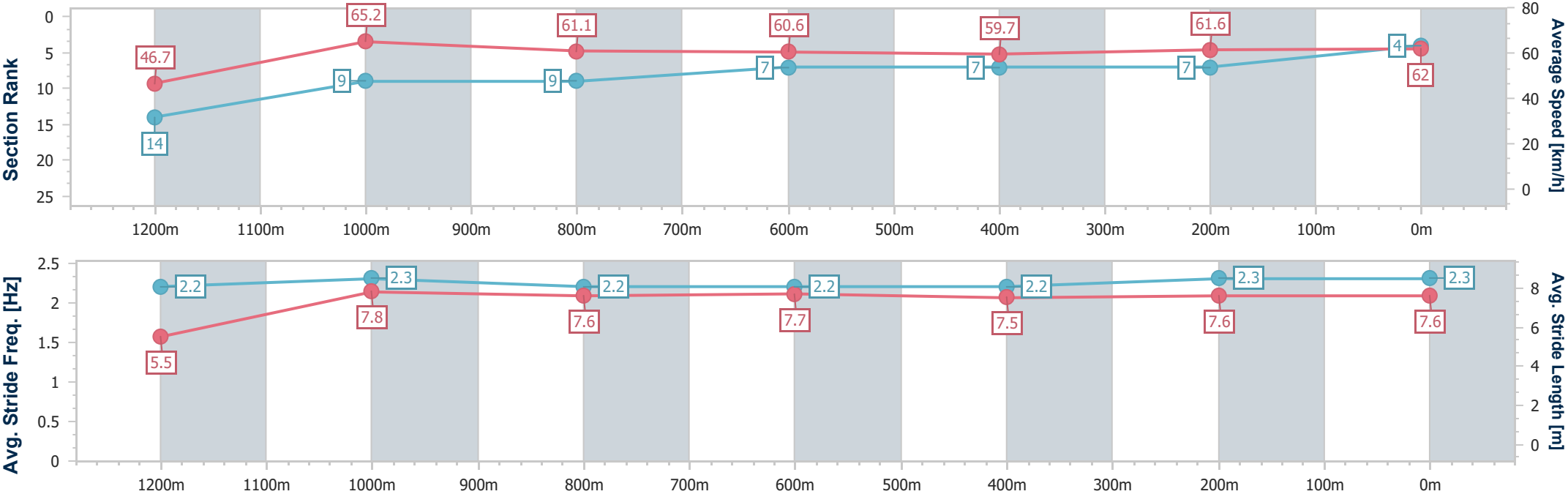
Race 5: GORDON'S GIN Maiden Plate - 1350m

31 January 2026 - 16:15

Track Rating: Good 4, Weather: Fine, Rail Position: True



Section	Overall	1200m	1000m	800m	600m	400m	200m						
Section Times	1:21.86 [4] (0:11.56)	1:10.30 [14] (0:11.13)	0:59.17 [9] (0:11.83)	0:47.34 [9] (0:11.88)	0:35.46 [7] (0:12.09)	0:23.37 [7] (0:11.78)	0:11.59 [7] (0:11.59)						
Average Speed [km/h]	46.7	65.2	61.1	60.6	59.7	61.6	62.0						
Top Speed [km/h]	65.1	66.0	65.0	61.3	61.1	62.3	63.1						
Avg. Dist. to Rail [m]	6.1	4.5	2.6	0.6	0.7	2.8	6.6						
Avg. Stride Freq. [Hz]	2.2	2.3	2.2	2.2	2.2	2.3	2.3						
Avg. Stride Length [m]	5.5	7.8	7.6	7.7	7.5	7.6	7.6						





Horse/Jockey Name	Peak Miss
Final Rank	5
Fastest Section Time (Section)	0:11.20 (Overall)
Top Speed [km/h] (Section)	65.5 (1200m)
Race State	Finished

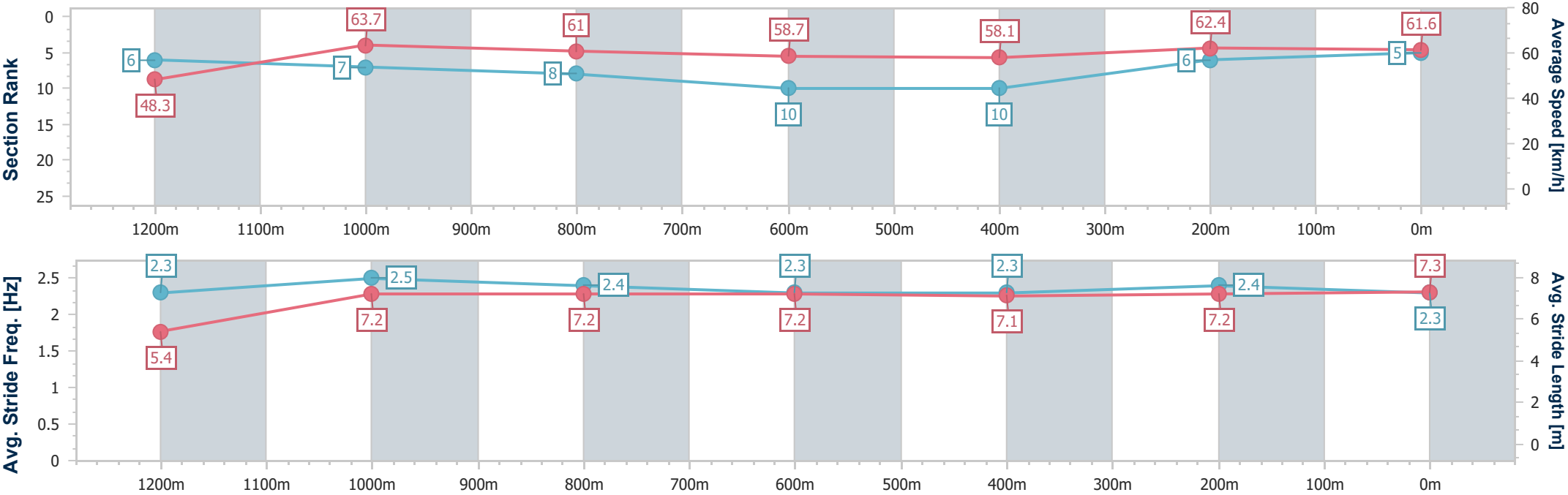


IpswichProfessional  
Race 5: GORDON'S GIN Maiden Plate - 1350m



31 January 2026 - 16:15  
Track Rating: Good 4, Weather: Fine, Rail Position: True

Section	Overall	1200m	1000m	800m	600m	400m	200m						
Section Times	1:21.92 [5] (0:11.20)	1:10.72 [6] (0:11.36)	0:59.36 [7] (0:11.87)	0:47.49 [8] (0:12.22)	0:35.27 [10] (0:12.22)	0:23.05 [10] (0:11.38)	0:11.67 [6] (0:11.67)						
Average Speed [km/h]	48.3	63.7	61.0	58.7	58.1	62.4	61.6						
Top Speed [km/h]	64.7	65.5	64.3	59.9	61.0	63.8	64.3						
Avg. Dist. to Rail [m]	4.1	4.2	2.1	1.1	2.8	3.8	1.0						
Avg. Stride Freq. [Hz]	2.3	2.5	2.4	2.3	2.3	2.4	2.3						
Avg. Stride Length [m]	5.4	7.2	7.2	7.2	7.1	7.2	7.3						





Horse/Jockey Name	Grigia
Final Rank	6
Fastest Section Time (Section)	0:10.96 (1200m)
Top Speed [km/h] (Section)	68.0 (1200m)
Race State	Finished



IpswichProfessional

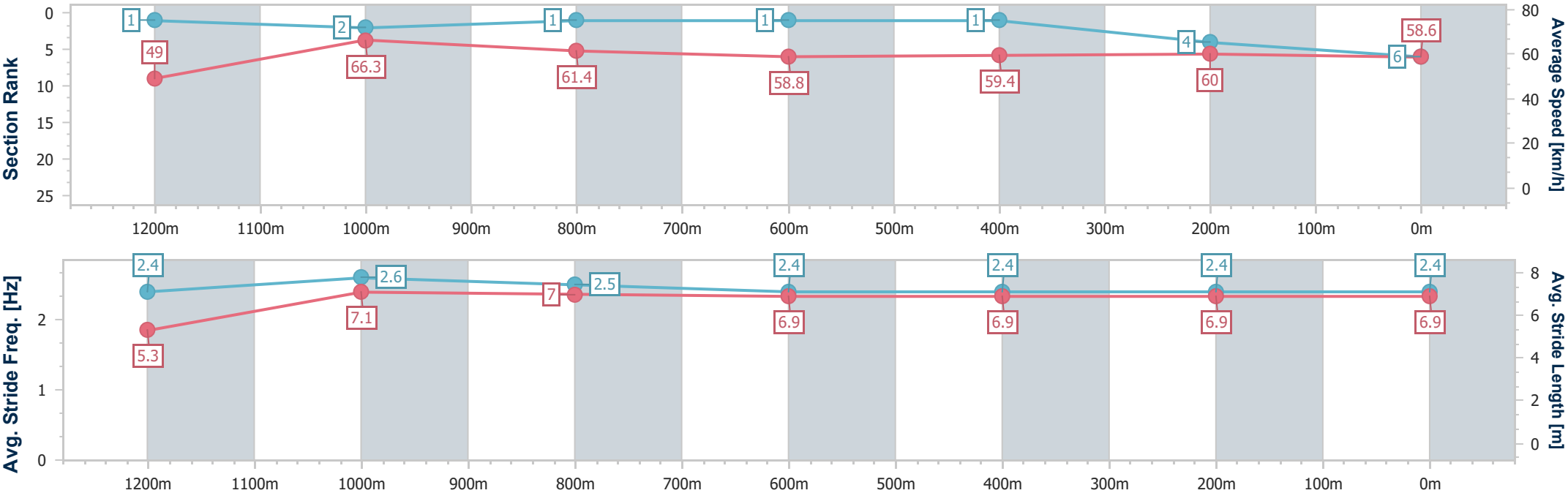
Race 5: GORDON'S GIN Maiden Plate - 1350m

31 January 2026 - 16:15

Track Rating: Good 4, Weather: Fine, Rail Position: True



Section	Overall	1200m	1000m	800m	600m	400m	200m						
Section Times	1:22.29 [6] (0:10.97)	1:11.32 [1] (0:10.96)	1:00.36 [2] (0:11.74)	0:48.62 [1] (0:12.29)	0:36.33 [1] (0:12.07)	0:24.26 [1] (0:11.99)	0:12.27 [4] (0:12.27)						
Average Speed [km/h]	49.0	66.3	61.4	58.8	59.4	60.0	58.6						
Top Speed [km/h]	66.2	68.0	64.1	60.2	61.2	61.4	60.3						
Avg. Dist. to Rail [m]	14.3	7.9	1.2	0.4	0.8	0.9	2.3						
Avg. Stride Freq. [Hz]	2.4	2.6	2.5	2.4	2.4	2.4	2.4						
Avg. Stride Length [m]	5.3	7.1	7.0	6.9	6.9	6.9	6.9						





Horse/Jockey Name	Nasiron
Final Rank	7
Fastest Section Time (Section)	0:11.33 (1200m)
Top Speed [km/h] (Section)	65.9 (1000m)
Race State	Finished



IpswichProfessional

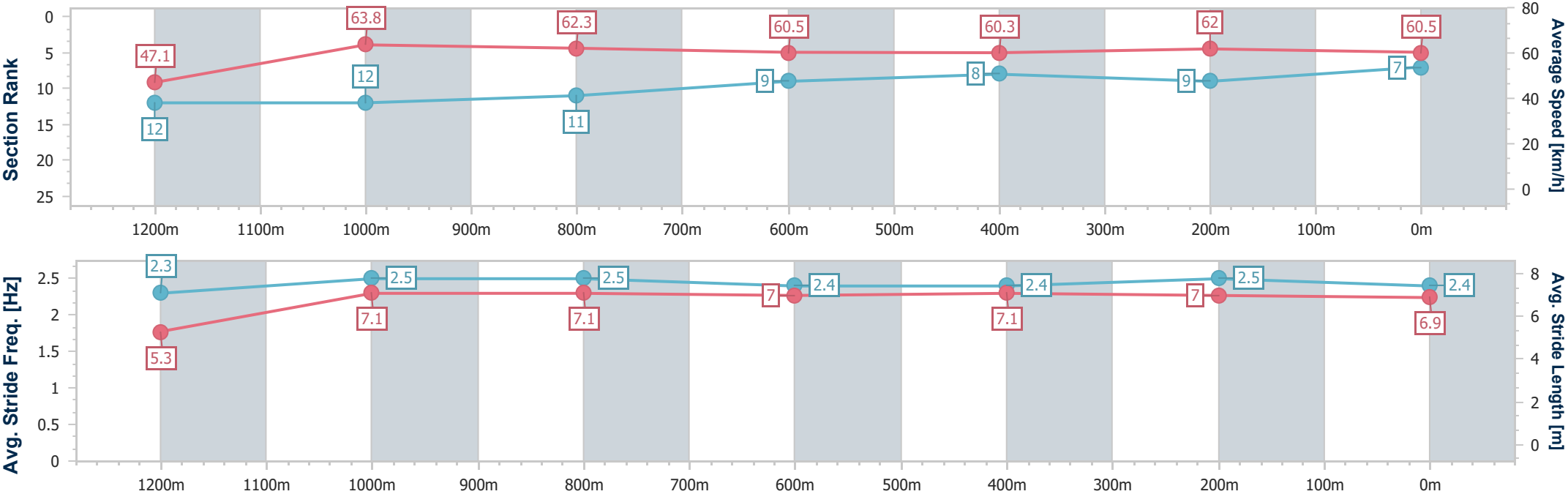
Race 5: GORDON'S GIN Maiden Plate - 1350m

31 January 2026 - 16:15

Track Rating: Good 4, Weather: Fine, Rail Position: True



Section	Overall	1200m	1000m	800m	600m	400m	200m						
Section Times	1:22.29 [7] (0:11.52)	1:10.77 [12] (0:11.33)	0:59.44 [12] (0:11.69)	0:47.75 [11] (0:12.07)	0:35.68 [9] (0:12.03)	0:23.65 [8] (0:11.78)	0:11.87 [9] (0:11.87)						
Average Speed [km/h]	47.1	63.8	62.3	60.5	60.3	62.0	60.5						
Top Speed [km/h]	63.1	65.2	65.9	63.1	61.7	63.0	62.9						
Avg. Dist. to Rail [m]	12.3	6.1	4.7	3.3	2.6	4.0	7.5						
Avg. Stride Freq. [Hz]	2.3	2.5	2.5	2.4	2.4	2.5	2.4						
Avg. Stride Length [m]	5.3	7.1	7.1	7.0	7.1	7.0	6.9						







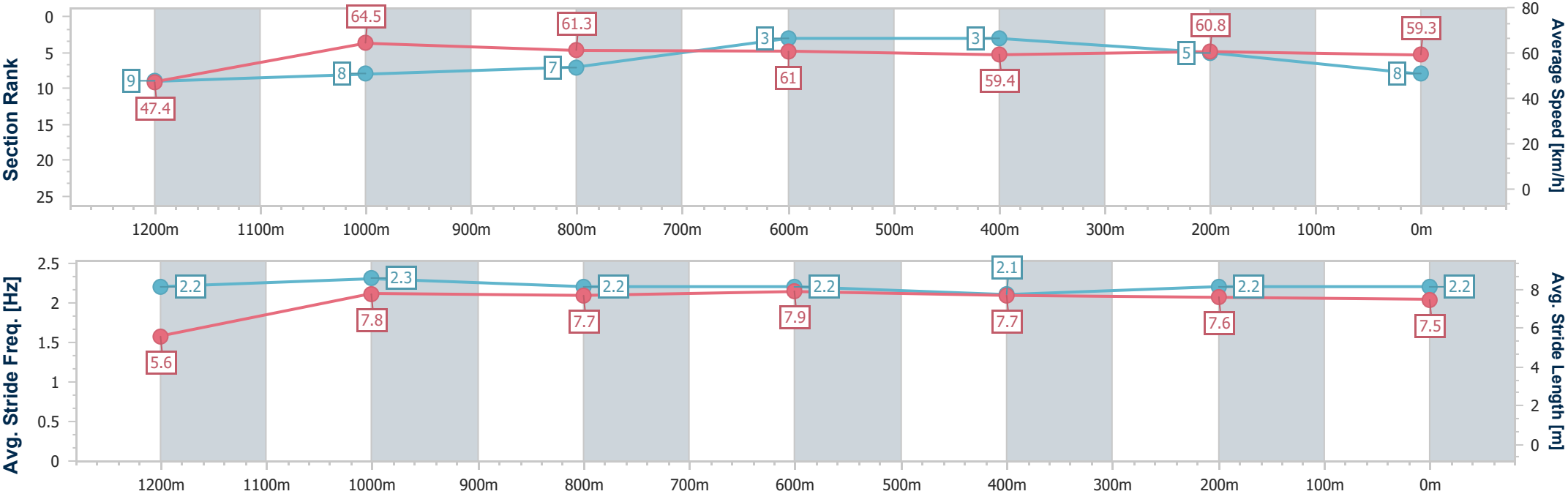
Horse/Jockey Name	Big Tech
Final Rank	8
Fastest Section Time (Section)	0:11.23 (1200m)
Top Speed [km/h] (Section)	65.5 (1200m)
Race State	Finished



IpswichProfessional  
Race 5: GORDON'S GIN Maiden Plate - 1350m  
31 January 2026 - 16:15  
Track Rating: Good 4, Weather: Fine, Rail Position: True



Section	Overall	1200m	1000m	800m	600m	400m	200m						
Section Times	1:22.33 [8] (0:11.36)	1:10.97 [9] (0:11.23)	0:59.74 [8] (0:11.74)	0:48.00 [7] (0:11.85)	0:36.15 [3] (0:12.11)	0:24.04 [3] (0:11.94)	0:12.10 [5] (0:12.10)						
Average Speed [km/h]	47.4	64.5	61.3	61.0	59.4	60.8	59.3						
Top Speed [km/h]	64.4	65.5	64.3	61.4	60.9	61.5	61.2						
Avg. Dist. to Rail [m]	9.4	5.1	1.6	0.2	0.2	2.6	6.0						
Avg. Stride Freq. [Hz]	2.2	2.3	2.2	2.2	2.1	2.2	2.2						
Avg. Stride Length [m]	5.6	7.8	7.7	7.9	7.7	7.6	7.5						





Horse/Jockey Name	Crypto Magic
Final Rank	9
Fastest Section Time (Section)	0:11.37 (1200m)
Top Speed [km/h] (Section)	65.2 (1200m)
Race State	Finished

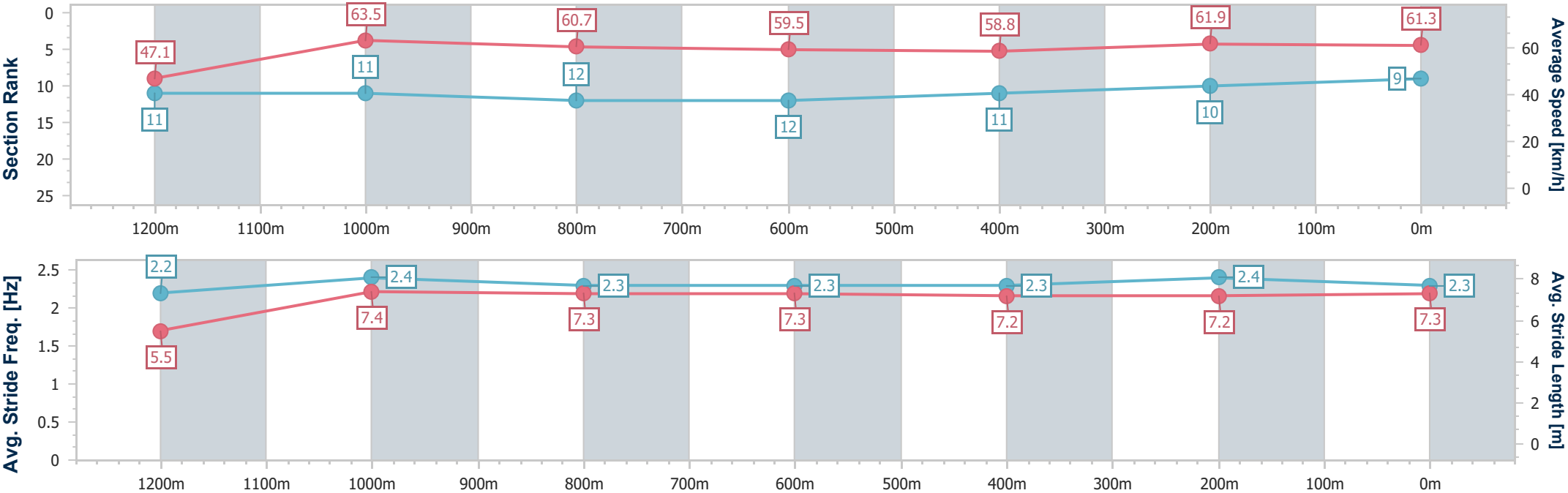


IpswichProfessional  
Race 5: GORDON'S GIN Maiden Plate - 1350m



31 January 2026 - 16:15  
Track Rating: Good 4, Weather: Fine, Rail Position: True

Section	Overall	1200m	1000m	800m	600m	400m	200m						
Section Times	1:22.37 [9] (0:11.46)	1:10.91 [11] (0:11.37)	0:59.54 [11] (0:11.86)	0:47.68 [12] (0:12.10)	0:35.58 [12] (0:12.24)	0:23.34 [11] (0:11.61)	0:11.73 [10] (0:11.73)						
Average Speed [km/h]	47.1	63.5	60.7	59.5	58.8	61.9	61.3						
Top Speed [km/h]	63.0	65.2	62.4	60.7	60.3	63.6	63.5						
Avg. Dist. to Rail [m]	3.5	2.5	0.8	0.7	0.6	1.6	4.0						
Avg. Stride Freq. [Hz]	2.2	2.4	2.3	2.3	2.3	2.4	2.3						
Avg. Stride Length [m]	5.5	7.4	7.3	7.3	7.2	7.2	7.3						



- [ ] Ranking at each section and finish
- .-.- No data available at this section
- NA No data available



Horse/Jockey Name	Dashing Shanghai
Final Rank	10
Fastest Section Time (Section)	0:11.04 (Overall)
Top Speed [km/h] (Section)	66.2 (1200m)
Race State	Finished

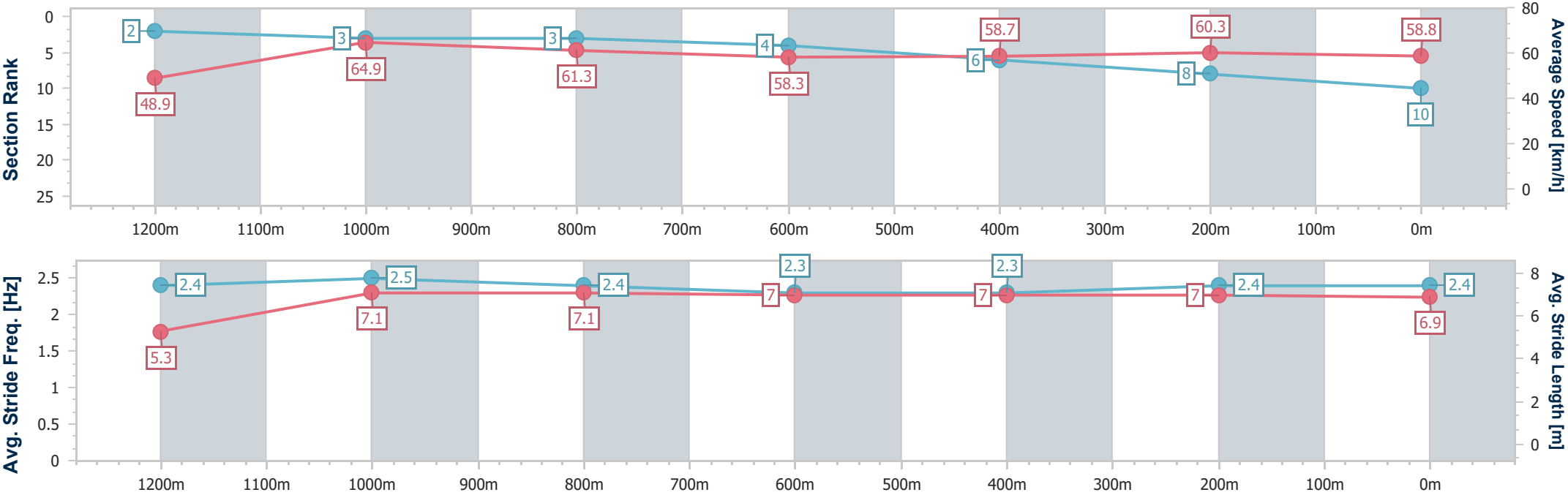


IpswichProfessional  
Race 5: GORDON'S GIN Maiden Plate - 1350m



31 January 2026 - 16:15  
Track Rating: Good 4, Weather: Fine, Rail Position: True

Section	Overall	1200m	1000m	800m	600m	400m	200m						
Section Times	1:22.58 [10] (0:11.04)	1:11.54 [2] (0:11.12)	1:00.42 [3] (0:11.78)	0:48.64 [3] (0:12.29)	0:36.35 [4] (0:12.23)	0:24.12 [6] (0:11.87)	0:12.25 [8] (0:12.25)						
Average Speed [km/h]	48.9	64.9	61.3	58.3	58.7	60.3	58.8						
Top Speed [km/h]	65.3	66.2	63.4	59.4	60.4	60.7	60.4						
Avg. Dist. to Rail [m]	6.8	3.7	0.4	0.6	1.0	0.8	1.4						
Avg. Stride Freq. [Hz]	2.4	2.5	2.4	2.3	2.3	2.4	2.4						
Avg. Stride Length [m]	5.3	7.1	7.1	7.0	7.0	7.0	6.9						





Horse/Jockey Name	Steady On
Final Rank	11
Fastest Section Time (Section)	0:11.33 (Overall)
Top Speed [km/h] (Section)	63.8 (1200m)
Race State	Finished



IpswichProfessional

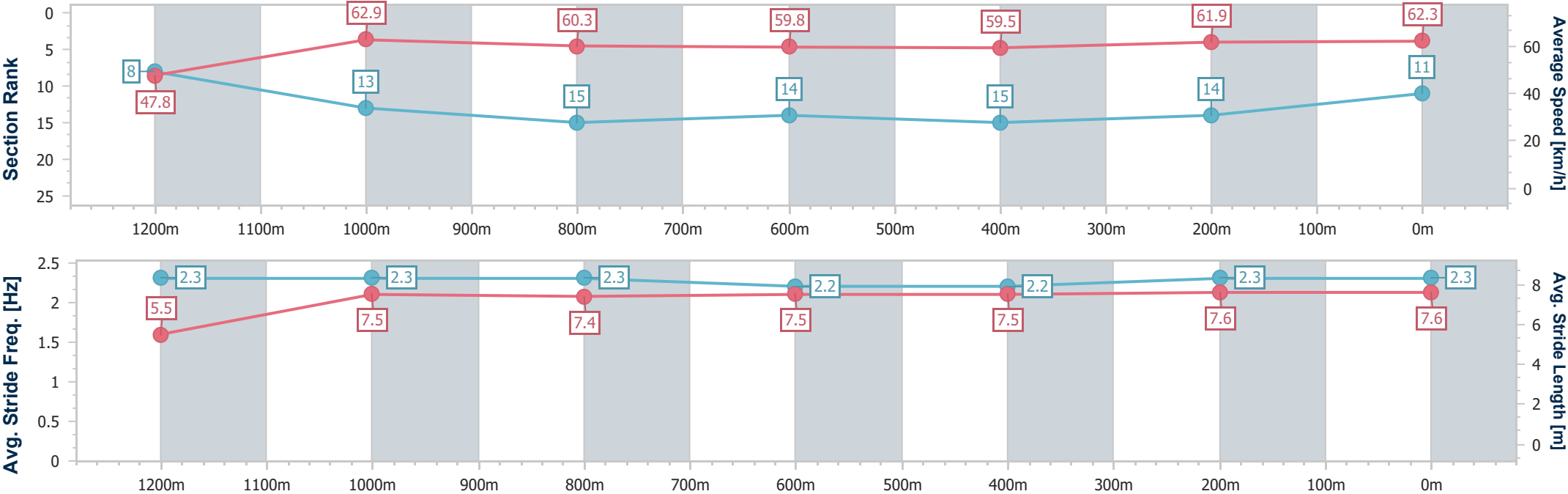
Race 5: GORDON'S GIN Maiden Plate - 1350m

31 January 2026 - 16:15

Track Rating: Good 4, Weather: Fine, Rail Position: True



Section	Overall	1200m	1000m	800m	600m	400m	200m						
Section Times	1:22.60 [11] (0:11.33)	1:11.27 [8] (0:11.55)	0:59.72 [13] (0:12.05)	0:47.67 [15] (0:12.09)	0:35.58 [14] (0:12.29)	0:23.29 [15] (0:11.79)	0:11.50 [14] (0:11.50)						
Average Speed [km/h]	47.8	62.9	60.3	59.8	59.5	61.9	62.3						
Top Speed [km/h]	62.3	63.8	62.7	62.1	61.9	63.1	63.1						
Avg. Dist. to Rail [m]	13.0	8.0	3.3	1.8	2.6	3.6	6.4						
Avg. Stride Freq. [Hz]	2.3	2.3	2.3	2.2	2.2	2.3	2.3						
Avg. Stride Length [m]	5.5	7.5	7.4	7.5	7.5	7.6	7.6						



- [ ] Ranking at each section and finish
- .-.- No data available at this section
- NA No data available



Horse/Jockey Name	The Jean Gina
Final Rank	12
Fastest Section Time (Section)	0:11.09 (1200m)
Top Speed [km/h] (Section)	66.2 (1200m)
Race State	Finished



IpswichProfessional

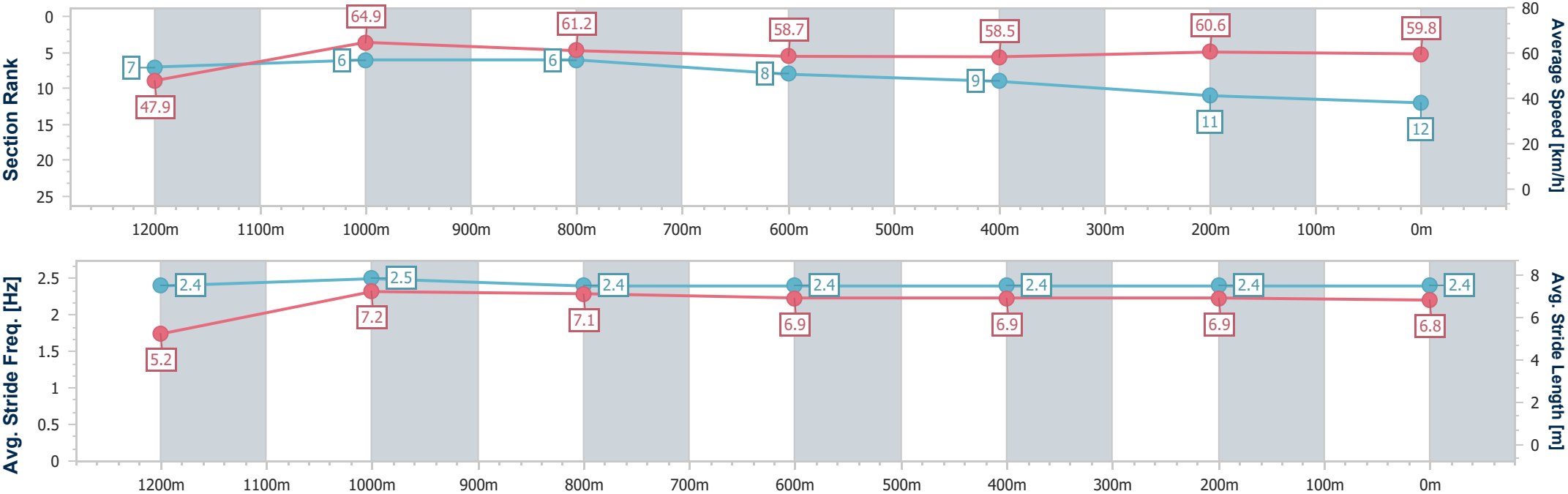
Race 5: GORDON'S GIN Maiden Plate - 1350m

31 January 2026 - 16:15

Track Rating: Good 4, Weather: Fine, Rail Position: True



Section	Overall	1200m	1000m	800m	600m	400m	200m						
Section Times	1:22.69 [12] (0:11.32)	1:11.37 [7] (0:11.09)	1:00.28 [6] (0:11.80)	0:48.48 [6] (0:12.25)	0:36.23 [8] (0:12.33)	0:23.90 [9] (0:11.87)	0:12.03 [11] (0:12.03)						
Average Speed [km/h]	47.9	64.9	61.2	58.7	58.5	60.6	59.8						
Top Speed [km/h]	65.9	66.2	64.7	59.8	61.0	61.6	62.6						
Avg. Dist. to Rail [m]	5.8	3.7	0.8	0.2	0.5	0.7	2.8						
Avg. Stride Freq. [Hz]	2.4	2.5	2.4	2.4	2.4	2.4	2.4						
Avg. Stride Length [m]	5.2	7.2	7.1	6.9	6.9	6.9	6.8						





Horse/Jockey Name	Dream Thinker
Final Rank	13
Fastest Section Time (Section)	0:11.35 (1200m)
Top Speed [km/h] (Section)	64.7 (1200m)
Race State	Finished



IpswichProfessional

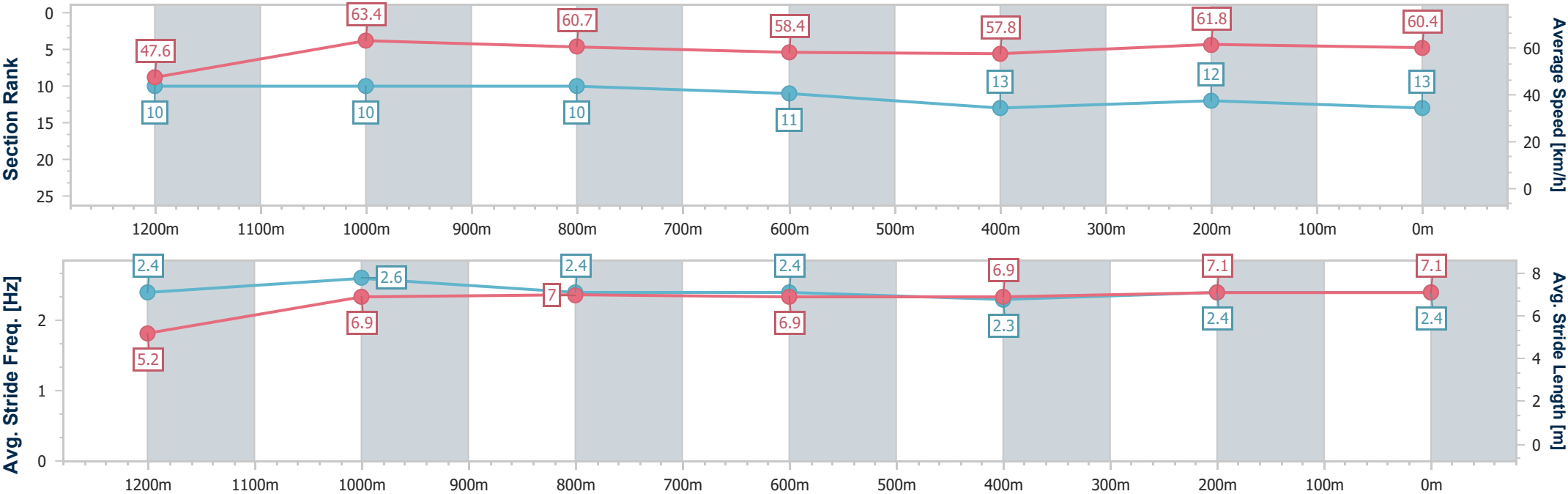
Race 5: GORDON'S GIN Maiden Plate - 1350m

31 January 2026 - 16:15

Track Rating: Good 4, Weather: Fine, Rail Position: True



Section	Overall	1200m	1000m	800m	600m	400m	200m						
Section Times	1:22.76 [13] (0:11.37)	1:11.39 [10] (0:11.35)	1:00.04 [10] (0:11.81)	0:48.23 [10] (0:12.23)	0:36.00 [11] (0:12.47)	0:23.53 [13] (0:11.64)	0:11.89 [12] (0:11.89)						
Average Speed [km/h]	47.6	63.4	60.7	58.4	57.8	61.8	60.4						
Top Speed [km/h]	63.9	64.7	62.4	60.5	60.4	63.7	61.7						
Avg. Dist. to Rail [m]	0.7	0.8	1.2	1.7	1.0	0.5	0.3						
Avg. Stride Freq. [Hz]	2.4	2.6	2.4	2.4	2.3	2.4	2.4						
Avg. Stride Length [m]	5.2	6.9	7.0	6.9	6.9	7.1	7.1						





Horse/Jockey Name	Cheekosway
Final Rank	14
Fastest Section Time (Section)	0:11.18 (1200m)
Top Speed [km/h] (Section)	65.4 (1200m)
Race State	Finished



IpswichProfessional

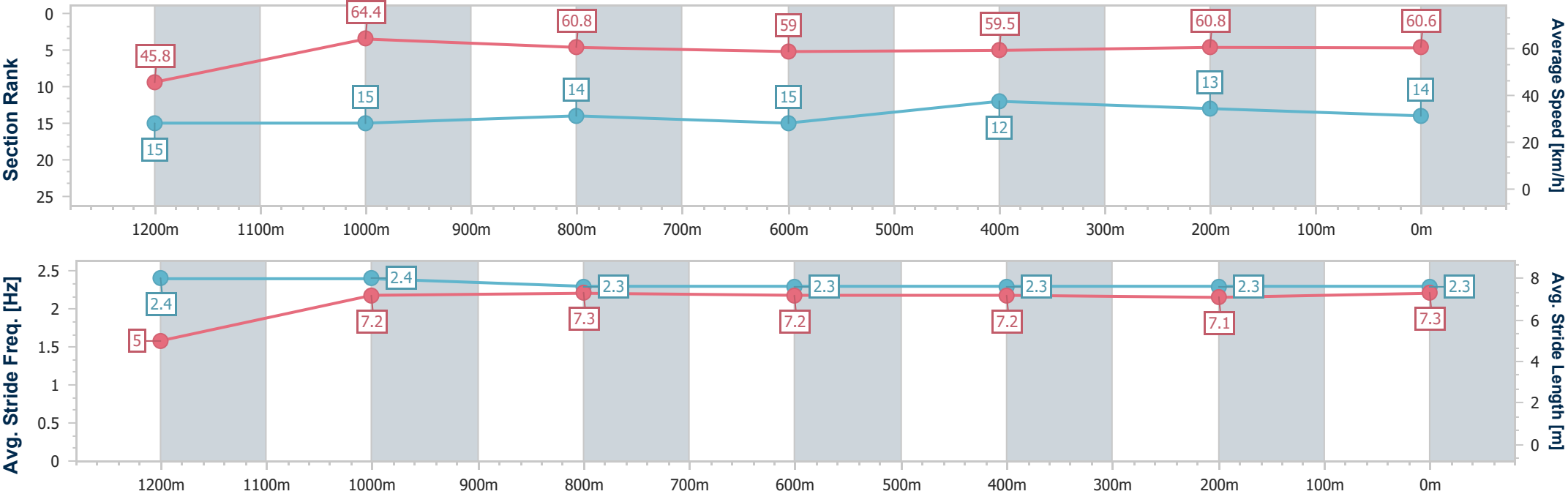
Race 5: GORDON'S GIN Maiden Plate - 1350m

31 January 2026 - 16:15

Track Rating: Good 4, Weather: Fine, Rail Position: True



Section	Overall	1200m	1000m	800m	600m	400m	200m						
Section Times	1:22.90 [14] (0:11.82)	1:11.08 [15] (0:11.18)	0:59.90 [15] (0:11.86)	0:48.04 [14] (0:12.17)	0:35.87 [15] (0:12.12)	0:23.75 [12] (0:11.88)	0:11.87 [13] (0:11.87)						
Average Speed [km/h]	45.8	64.4	60.8	59.0	59.5	60.8	60.6						
Top Speed [km/h]	63.9	65.4	64.1	60.8	61.1	61.4	61.7						
Avg. Dist. to Rail [m]	7.5	3.2	0.4	0.6	0.8	0.7	0.7						
Avg. Stride Freq. [Hz]	2.4	2.4	2.3	2.3	2.3	2.3	2.3						
Avg. Stride Length [m]	5.0	7.2	7.3	7.2	7.2	7.1	7.3						





Horse/Jockey Name	Rubos
Final Rank	15
Fastest Section Time (Section)	0:11.37 (1200m)
Top Speed [km/h] (Section)	65.5 (1200m)
Race State	Finished



IpswichProfessional

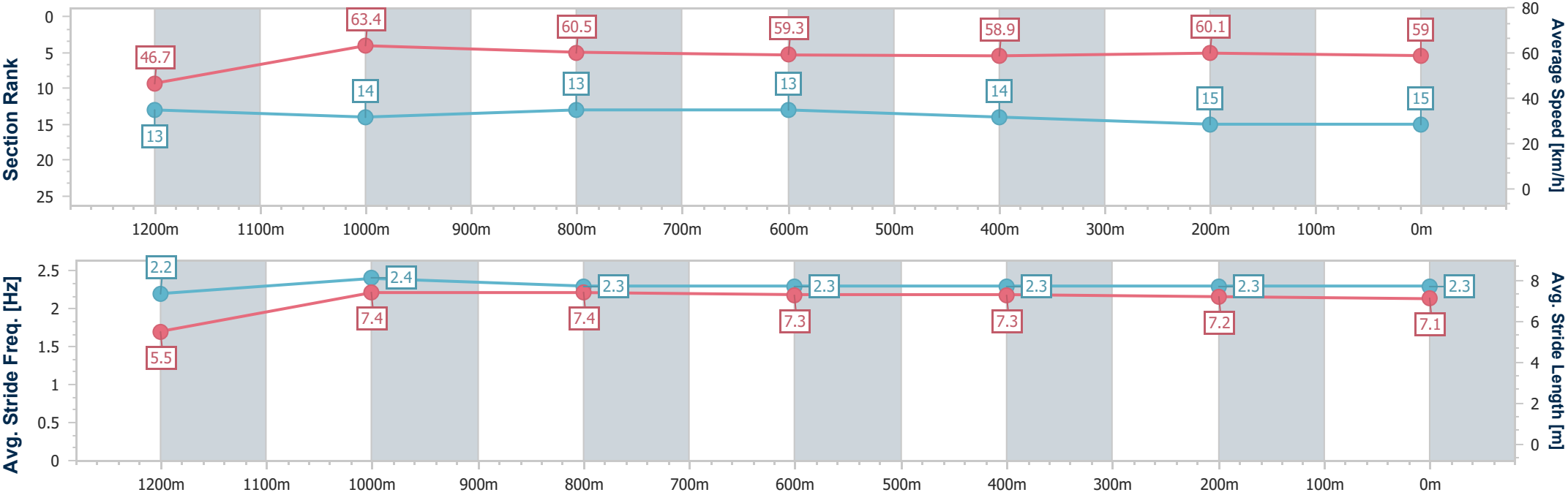
Race 5: GORDON'S GIN Maiden Plate - 1350m

31 January 2026 - 16:15

Track Rating: Good 4, Weather: Fine, Rail Position: True



Section	Overall	1200m	1000m	800m	600m	400m	200m						
Section Times	1:23.46 [15] (0:11.53)	1:11.93 [13] (0:11.37)	1:00.56 [14] (0:11.91)	0:48.65 [13] (0:12.15)	0:36.50 [13] (0:12.28)	0:24.22 [14] (0:12.05)	0:12.17 [15] (0:12.17)						
Average Speed [km/h]	46.7	63.4	60.5	59.3	58.9	60.1	59.0						
Top Speed [km/h]	63.4	65.5	62.4	60.8	60.4	61.9	60.3						
Avg. Dist. to Rail [m]	2.1	1.1	0.4	0.5	0.7	1.1	2.9						
Avg. Stride Freq. [Hz]	2.2	2.4	2.3	2.3	2.3	2.3	2.3						
Avg. Stride Length [m]	5.5	7.4	7.4	7.3	7.3	7.2	7.1						







# IpswichProfessional

## Race 6: IPSWICH PARTY HIRE BENCHMARK 65 Handicap - 1350m

31 January 2026 - 16:50



Track Rating: Good 4, Weather: Fine, Rail Position: True

Section		Overall				1200m	1000m	800m	600m	400m	Last 600m	
Field Times		1:19.72				1:08.73	0:58.17	0:47.01	0:35.23	0:23.79	0:35.23	
		(0:10.99)				(0:10.56)	(0:11.16)	(0:11.78)	(0:11.44)	(0:11.52)		
Rank	TAB	Horse/Jockey	Barrier	Top Speed [km/h]	Fastest Section							Distance Travelled [m]
1	8	RUN LUCY RUN	9	68.5	0:10.56	1:19.72 [1]	1:08.73 [1]	0:58.17 [1]	0:47.01 [1]	0:35.23 [1]	0:23.79 [1]	0:35.23
		Boris Thornton		1200m	1200m	(0:10.99)	(0:10.56)	(0:11.16)	(0:11.78)	(0:11.44)	(0:11.52)	
2	9	NIGHTCAPPED	8	69.3	0:10.61	1:20.11 [2]	1:08.64 [8]	0:58.03 [7]	0:46.99 [6]	0:35.18 [6]	0:23.63 [5]	0:35.18 -2
		Georgina Cartwright		1200m	1200m	(0:11.47)	(0:10.61)	(0:11.04)	(0:11.81)	(0:11.55)	(0:11.70)	
3	4	BURLEIGH MAGIC	4	67.4	0:10.86	1:20.32 [3]	1:08.88 [7]	0:58.02 [8]	0:47.06 [7]	0:35.31 [8]	0:23.49 [8]	0:35.31 +1
		Leah Martyn		1200m	1200m	(0:11.44)	(0:10.86)	(0:10.96)	(0:11.75)	(0:11.82)	(0:11.49)	
4	13	BRIGHT THE SUN	13	68.1	0:10.93	1:20.58 [4]	1:08.88 [9]	0:57.95 [9]	0:47.01 [9]	0:35.43 [9]	0:23.85 [7]	0:35.43 +5
		Tiffani Brooker		1200m	1200m	(0:11.70)	(0:10.93)	(0:10.94)	(0:11.58)	(0:11.58)	(0:11.77)	
5	5	ROCHEDALE HERO	3	70.4	0:10.54	1:21.03 [5]	1:09.85 [4]	0:59.31 [3]	0:48.14 [3]	0:36.40 [3]	0:24.71 [3]	0:36.40 +6
		Brandon Lerena		1200m	1200m	(0:11.18)	(0:10.54)	(0:11.17)	(0:11.74)	(0:11.69)	(0:12.11)	
6	1	WAR DRAMA	1	68.9	0:10.64	1:21.15 [6]	1:09.92 [6]	0:59.28 [5]	0:48.13 [5]	0:36.42 [4]	0:24.79 [4]	0:36.42 +1
		Danny Peisley		1200m	1200m	(0:11.23)	(0:10.64)	(0:11.15)	(0:11.71)	(0:11.63)	(0:12.02)	
7	12	OCEAN DIVA	12	69.1	0:10.55	1:21.19 [7]	1:10.10 [2]	0:59.55 [2]	0:48.42 [2]	0:36.68 [2]	0:25.11 [2]	0:36.68 +1
		Dylan Turner		1200m	1200m	(0:11.09)	(0:10.55)	(0:11.13)	(0:11.74)	(0:11.57)	(0:12.08)	
8	7	BALTRAY	10	68.3	0:10.81	1:21.20 [8]	1:10.03 [3]	0:59.22 [6]	0:47.88 [8]	0:36.25 [7]	0:24.53 [6]	0:36.25 +1
		Jett Newman		1200m	1200m	(0:11.17)	(0:10.81)	(0:11.34)	(0:11.63)	(0:11.72)	(0:11.82)	
9	10	NOVEMBER AIR	2	69.6	0:10.59	1:29.64 [9]	1:18.45 [5]	1:07.86 [4]	0:56.65 [4]	0:44.82 [5]	0:32.60 [9]	0:44.82 +3
		Micheal Hellyer		1200m	1200m	(0:11.19)	(0:10.59)	(0:11.21)	(0:11.83)	(0:12.22)	(0:14.24)	

Scratched: Chilliwack (#2), Ambassadors (#3), Mazita (#6), I Stole It (#11), Rare Moon (#14)



# IpswichProfessional

## Race 6: IPSWICH PARTY HIRE BENCHMARK 65 Handicap - 1350m

31 January 2026 - 16:50



Track Rating: Good 4, Weather: Fine, Rail Position: True

Section		Field Times		200m		Last 600m			
				0:12.27		0:35.23			
				(0:12.27)					
Rank	TAB	Horse/Jockey	Barrier	Top Speed [km/h]	Fastest Section	Margin			Distance Travelled [m]
1	8	RUN LUCY RUN	9	68.5	0:10.56	0:12.27 [1]	1:19.72		0:35.23
		Boris Thornton		1200m	1200m	(0:12.27)			
2	9	NIGHTCAPPED	8	69.3	0:10.61	0:11.93 [3]	2.29L		0:35.18 -2
		Georgina Cartwright		1200m	1200m	(0:11.93)			
3	4	BURLEIGH MAGIC	4	67.4	0:10.86	0:12.00 [4]	3.49L		0:35.31 +1
		Leah Martyn		1200m	1200m	(0:12.00)			
4	13	BRIGHT THE SUN	13	68.1	0:10.93	0:12.08 [8]	5.05L		0:35.43 +5
		Tiffani Brooker		1200m	1200m	(0:12.08)			
5	5	ROCHEDALE HERO	3	70.4	0:10.54	0:12.60 [6]	7.67L		0:36.40 +6
		Brandon Lerena		1200m	1200m	(0:12.60)			
6	1	WAR DRAMA	1	68.9	0:10.64	0:12.77 [5]	8.37L		0:36.42 +1
		Danny Peisley		1200m	1200m	(0:12.77)			
7	12	OCEAN DIVA	12	69.1	0:10.55	0:13.03 [2]	8.61L		0:36.68 +1
		Dylan Turner		1200m	1200m	(0:13.03)			
8	7	BALTRAY	10	68.3	0:10.81	0:12.71 [7]	8.69L		0:36.25 +1
		Jett Newman		1200m	1200m	(0:12.71)			
9	10	NOVEMBER AIR	2	69.6	0:10.59	0:18.36 [9]	58.32L		0:44.82 +3
		Micheal Hellyer		1200m	1200m	(0:18.36)			

Scratched: Chilliwack (#2), Ambassadors (#3), Mazita (#6), I Stole It (#11), Rare Moon (#14)



Horse/Jockey Name	Run Lucy Run
Final Rank	1
Fastest Section Time (Section)	0:10.56 (1200m)
Top Speed [km/h] (Section)	68.5 (1200m)
Race State	Finished



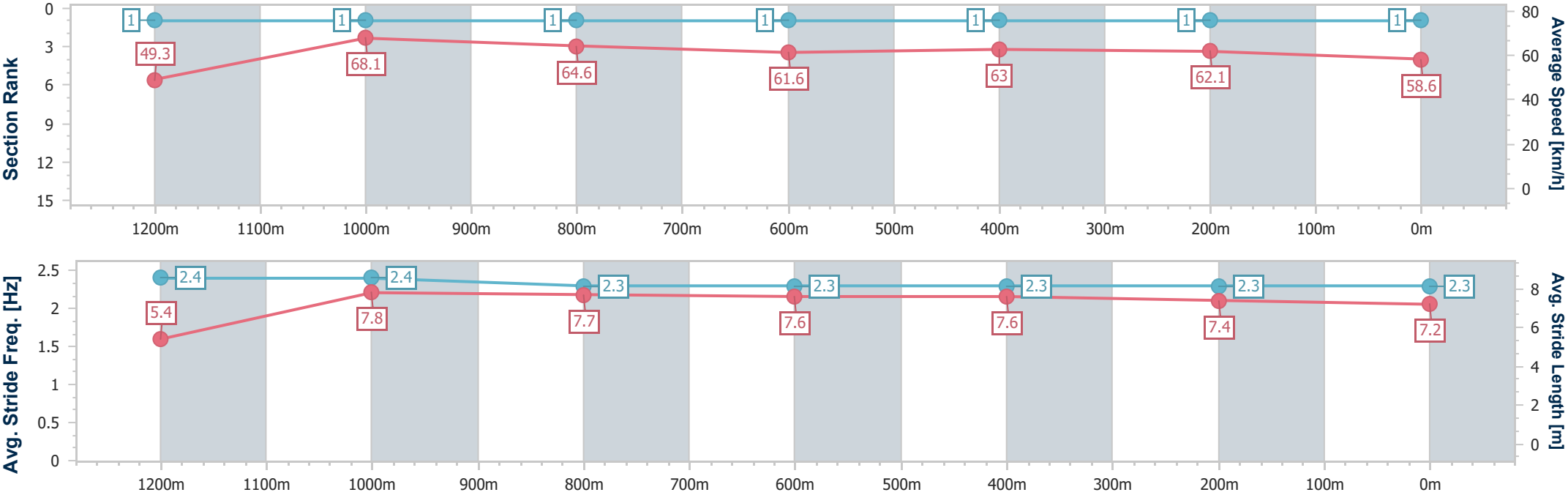
IpswichProfessional  
Race 6: IPSWICH PARTY HIRE BENCHMARK 65 Handicap -  
1350m



31 January 2026 - 16:50

Track Rating: Good 4, Weather: Fine, Rail Position: True

Section	Overall	1200m	1000m	800m	600m	400m	200m						
Section Times	1:19.72 [1] (0:10.99)	1:08.73 [1] (0:10.56)	0:58.17 [1] (0:11.16)	0:47.01 [1] (0:11.78)	0:35.23 [1] (0:11.44)	0:23.79 [1] (0:11.52)	0:12.27 [1] (0:12.27)						
Average Speed [km/h]	49.3	68.1	64.6	61.6	63.0	62.1	58.6						
Top Speed [km/h]	67.0	68.5	68.0	62.2	63.6	64.1	62.1						
Avg. Dist. to Rail [m]	5.4	1.7	0.8	1.3	0.6	0.8	0.7						
Avg. Stride Freq. [Hz]	2.4	2.4	2.3	2.3	2.3	2.3	2.3						
Avg. Stride Length [m]	5.4	7.8	7.7	7.6	7.6	7.4	7.2						



- [ ] Ranking at each section and finish
- .-.- No data available at this section
- NA No data available



Horse/Jockey Name	Nightcapped
Final Rank	2
Fastest Section Time (Section)	0:10.61 (1200m)
Top Speed [km/h] (Section)	69.3 (1200m)
Race State	Finished



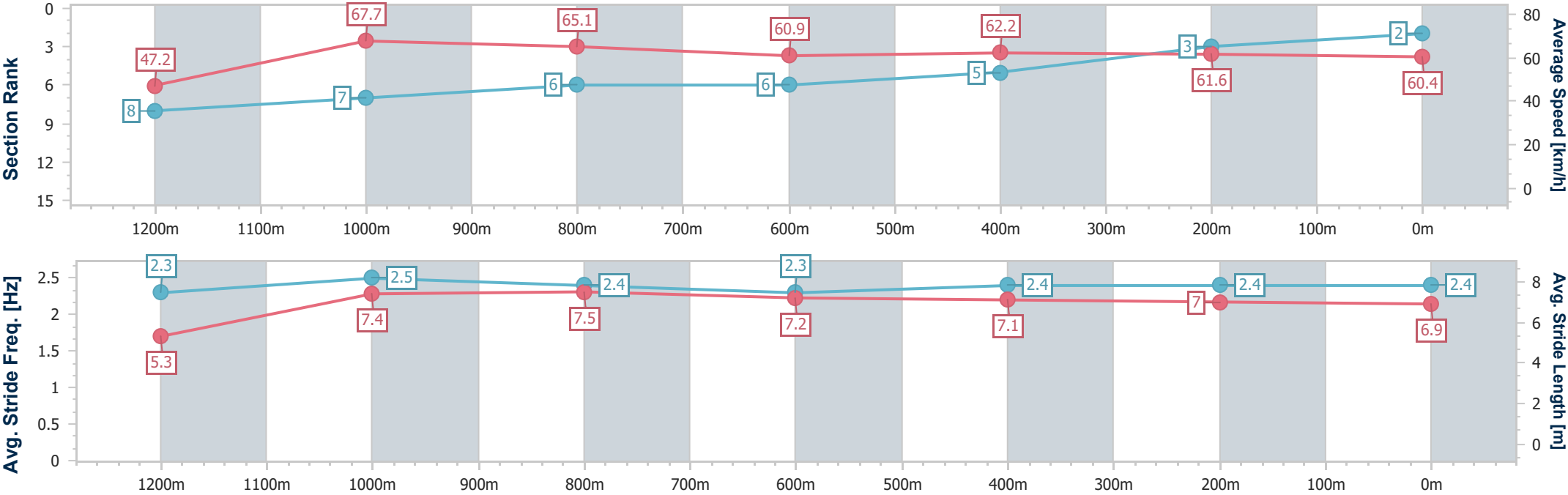
IpswichProfessional  
Race 6: IPSWICH PARTY HIRE BENCHMARK 65 Handicap -  
1350m



31 January 2026 - 16:50

Track Rating: Good 4, Weather: Fine, Rail Position: True

Section	Overall	1200m	1000m	800m	600m	400m	200m						
Section Times	1:20.11 [2] (0:11.47)	1:08.64 [8] (0:10.61)	0:58.03 [7] (0:11.04)	0:46.99 [6] (0:11.81)	0:35.18 [6] (0:11.55)	0:23.63 [5] (0:11.70)	0:11.93 [3] (0:11.93)						
Average Speed [km/h]	47.2	67.7	65.1	60.9	62.2	61.6	60.4						
Top Speed [km/h]	66.1	69.3	68.2	62.6	63.2	62.7	62.5						
Avg. Dist. to Rail [m]	4.0	1.2	0.8	0.3	0.5	0.6	1.1						
Avg. Stride Freq. [Hz]	2.3	2.5	2.4	2.3	2.4	2.4	2.4						
Avg. Stride Length [m]	5.3	7.4	7.5	7.2	7.1	7.0	6.9						





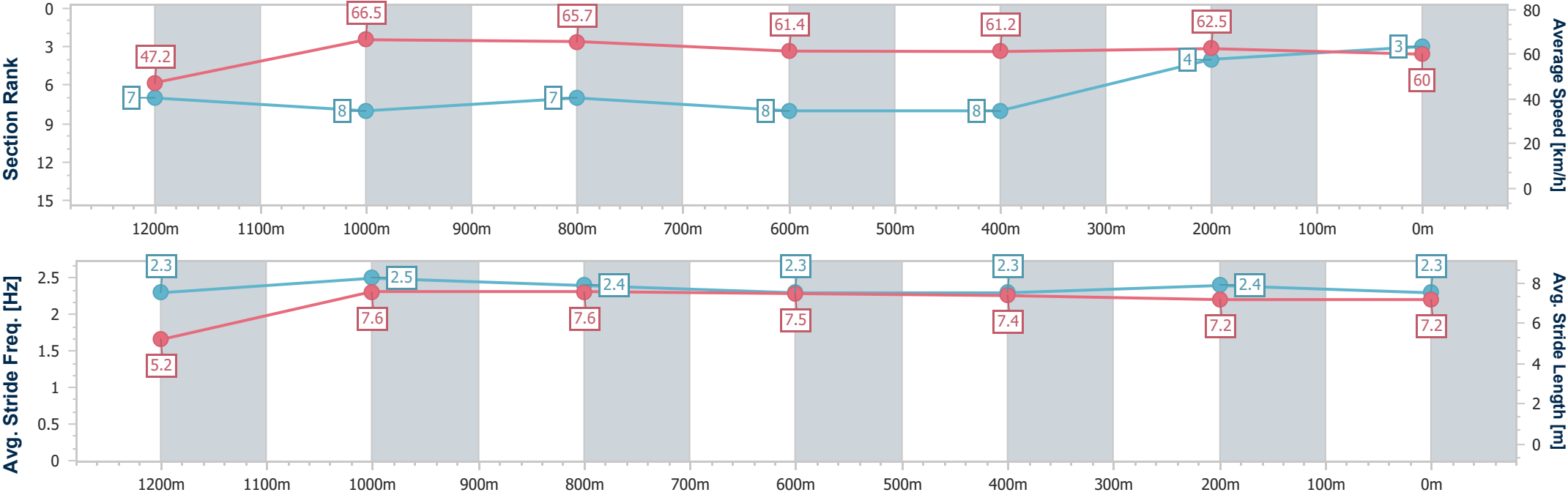
Horse/Jockey Name	Burleigh Magic
Final Rank	3
Fastest Section Time (Section)	0:10.86 (1200m)
Top Speed [km/h] (Section)	67.4 (1200m)
Race State	Finished



IpswichProfessional  
Race 6: IPSWICH PARTY HIRE BENCHMARK 65 Handicap - 1350m  
31 January 2026 - 16:50  
Track Rating: Good 4, Weather: Fine, Rail Position: True



Section	Overall	1200m	1000m	800m	600m	400m	200m						
Section Times	1:20.32 [3] (0:11.44)	1:08.88 [7] (0:10.86)	0:58.02 [8] (0:10.96)	0:47.06 [7] (0:11.75)	0:35.31 [8] (0:11.82)	0:23.49 [8] (0:11.49)	0:12.00 [4] (0:12.00)						
Average Speed [km/h]	47.2	66.5	65.7	61.4	61.2	62.5	60.0						
Top Speed [km/h]	64.8	67.4	67.0	63.8	62.6	64.0	63.1						
Avg. Dist. to Rail [m]	3.8	1.1	0.6	0.7	1.0	1.2	3.9						
Avg. Stride Freq. [Hz]	2.3	2.5	2.4	2.3	2.3	2.4	2.3						
Avg. Stride Length [m]	5.2	7.6	7.6	7.5	7.4	7.2	7.2						





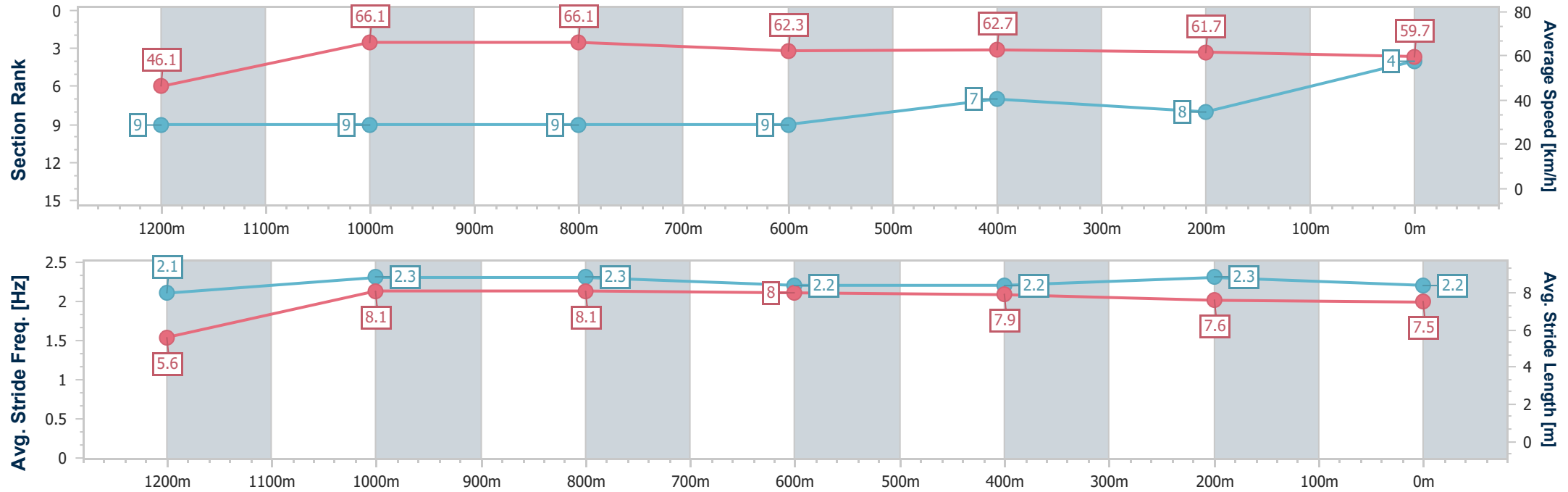
Horse/Jockey Name	Bright The Sun
Final Rank	4
Fastest Section Time (Section)	0:10.93 (1200m)
Top Speed [km/h] (Section)	68.1 (1200m)
Race State	Finished



IpswichProfessional  
Race 6: IPSWICH PARTY HIRE BENCHMARK 65 Handicap - 1350m  
31 January 2026 - 16:50  
Track Rating: Good 4, Weather: Fine, Rail Position: True



Section	Overall	1200m	1000m	800m	600m	400m	200m						
Section Times	1:20.58 [4] (0:11.70)	1:08.88 [9] (0:10.93)	0:57.95 [9] (0:10.94)	0:47.01 [9] (0:11.58)	0:35.43 [9] (0:11.58)	0:23.85 [7] (0:11.77)	0:12.08 [8] (0:12.08)						
Average Speed [km/h]	46.1	66.1	66.1	62.3	62.7	61.7	59.7						
Top Speed [km/h]	63.3	68.1	67.6	63.5	63.1	63.0	61.6						
Avg. Dist. to Rail [m]	7.4	2.6	1.5	1.3	1.9	3.9	7.1						
Avg. Stride Freq. [Hz]	2.1	2.3	2.3	2.2	2.2	2.3	2.2						
Avg. Stride Length [m]	5.6	8.1	8.1	8.0	7.9	7.6	7.5						





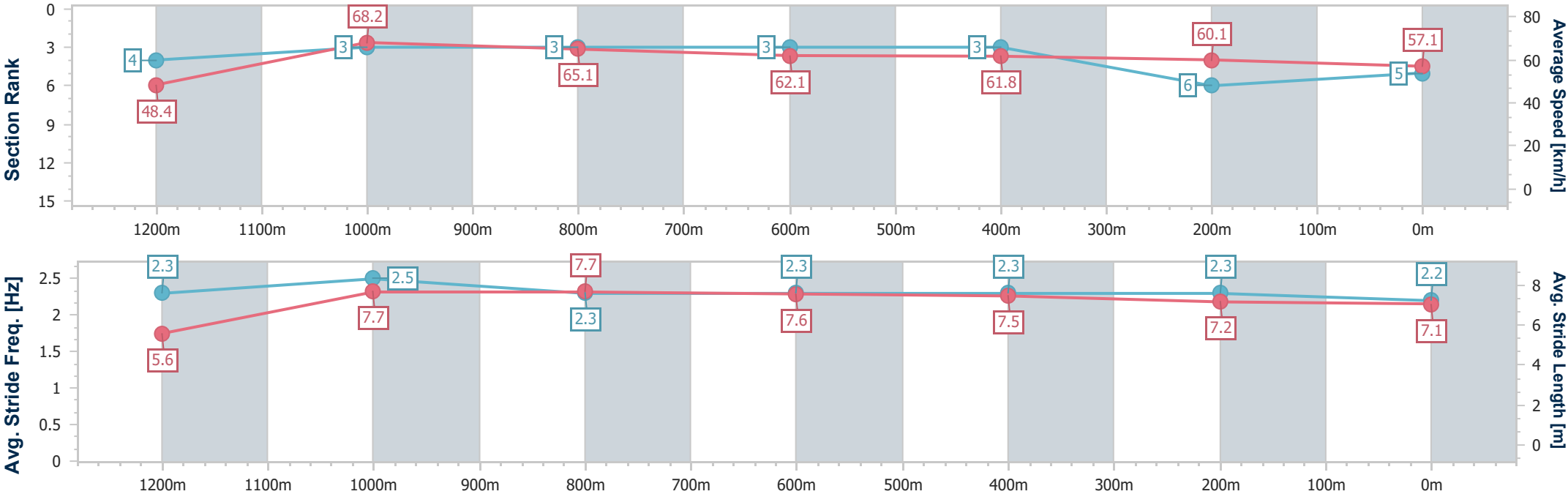
Horse/Jockey Name	Rochedale Hero
Final Rank	5
Fastest Section Time (Section)	0:10.54 (1200m)
Top Speed [km/h] (Section)	70.4 (1200m)
Race State	Finished



IpswichProfessional  
Race 6: IPSWICH PARTY HIRE BENCHMARK 65 Handicap -  
1350m  
31 January 2026 - 16:50  
Track Rating: Good 4, Weather: Fine, Rail Position: True



Section	Overall	1200m	1000m	800m	600m	400m	200m						
Section Times	1:21.03 [5] (0:11.18)	1:09.85 [4] (0:10.54)	0:59.31 [3] (0:11.17)	0:48.14 [3] (0:11.74)	0:36.40 [3] (0:11.69)	0:24.71 [3] (0:12.11)	0:12.60 [6] (0:12.60)						
Average Speed [km/h]	48.4	68.2	65.1	62.1	61.8	60.1	57.1						
Top Speed [km/h]	66.2	70.4	66.7	62.8	62.6	62.3	58.7						
Avg. Dist. to Rail [m]	3.1	2.4	2.9	2.8	2.4	2.7	5.0						
Avg. Stride Freq. [Hz]	2.3	2.5	2.3	2.3	2.3	2.3	2.2						
Avg. Stride Length [m]	5.6	7.7	7.7	7.6	7.5	7.2	7.1						





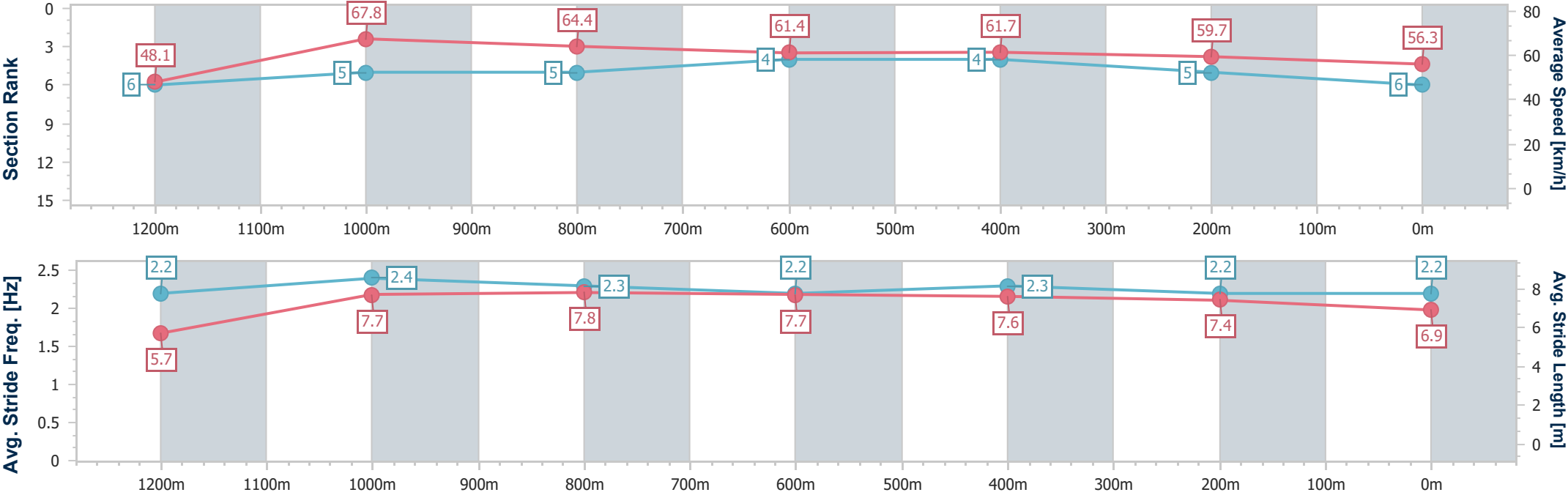
Horse/Jockey Name	War Drama
Final Rank	6
Fastest Section Time (Section)	0:10.64 (1200m)
Top Speed [km/h] (Section)	68.9 (1200m)
Race State	Finished



IpswichProfessional  
Race 6: IPSWICH PARTY HIRE BENCHMARK 65 Handicap - 1350m  
31 January 2026 - 16:50  
Track Rating: Good 4, Weather: Fine, Rail Position: True



Section	Overall	1200m	1000m	800m	600m	400m	200m						
Section Times	1:21.15 [6] (0:11.23)	1:09.92 [6] (0:10.64)	0:59.28 [5] (0:11.15)	0:48.13 [5] (0:11.71)	0:36.42 [4] (0:11.63)	0:24.79 [4] (0:12.02)	0:12.77 [5] (0:12.77)						
Average Speed [km/h]	48.1	67.8	64.4	61.4	61.7	59.7	56.3						
Top Speed [km/h]	65.3	68.9	67.2	62.4	62.5	61.2	59.0						
Avg. Dist. to Rail [m]	0.6	0.6	0.2	0.4	0.6	1.2	1.2						
Avg. Stride Freq. [Hz]	2.2	2.4	2.3	2.2	2.3	2.2	2.2						
Avg. Stride Length [m]	5.7	7.7	7.8	7.7	7.6	7.4	6.9						







Horse/Jockey Name	Ocean Diva
Final Rank	7
Fastest Section Time (Section)	0:10.55 (1200m)
Top Speed [km/h] (Section)	69.1 (1200m)
Race State	Finished



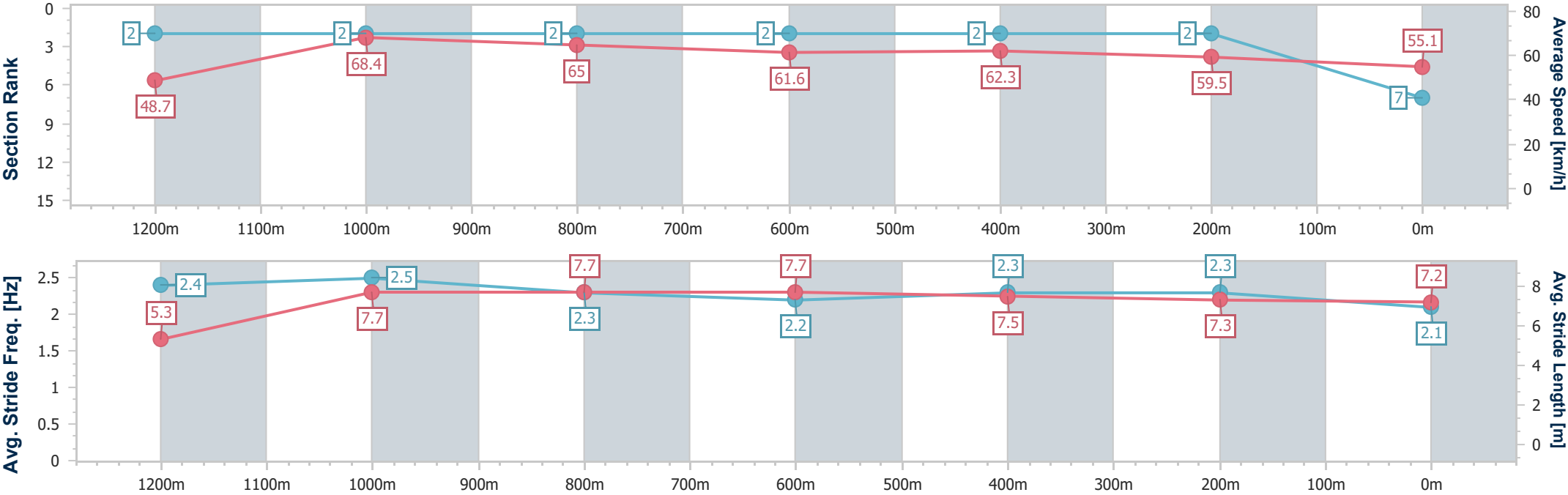
IpswichProfessional  
Race 6: IPSWICH PARTY HIRE BENCHMARK 65 Handicap -  
1350m



31 January 2026 - 16:50

Track Rating: Good 4, Weather: Fine, Rail Position: True

Section	Overall	1200m	1000m	800m	600m	400m	200m						
Section Times	1:21.19 [7] (0:11.09)	1:10.10 [2] (0:10.55)	0:59.55 [2] (0:11.13)	0:48.42 [2] (0:11.74)	0:36.68 [2] (0:11.57)	0:25.11 [2] (0:12.08)	0:13.03 [2] (0:13.03)						
Average Speed [km/h]	48.7	68.4	65.0	61.6	62.3	59.5	55.1						
Top Speed [km/h]	65.8	69.1	67.7	62.4	63.6	61.6	58.4						
Avg. Dist. to Rail [m]	7.3	4.4	1.4	1.2	0.8	0.6	1.8						
Avg. Stride Freq. [Hz]	2.4	2.5	2.3	2.2	2.3	2.3	2.1						
Avg. Stride Length [m]	5.3	7.7	7.7	7.7	7.5	7.3	7.2						



- [ ] Ranking at each section and finish
- .-.- No data available at this section
- NA No data available



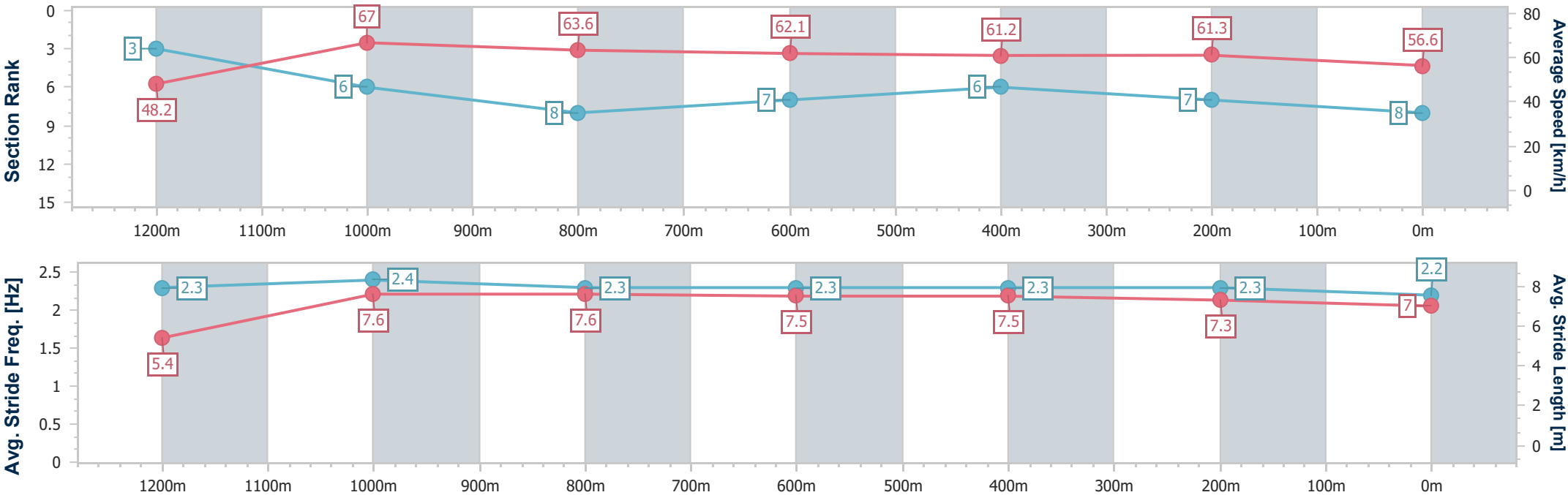
Horse/Jockey Name	Baltray
Final Rank	8
Fastest Section Time (Section)	0:10.81 (1200m)
Top Speed [km/h] (Section)	68.3 (1200m)
Race State	Finished



IpswichProfessional  
Race 6: IPSWICH PARTY HIRE BENCHMARK 65 Handicap -  
1350m  
31 January 2026 - 16:50  
Track Rating: Good 4, Weather: Fine, Rail Position: True



Section	Overall	1200m	1000m	800m	600m	400m	200m						
Section Times	1:21.20 [8] (0:11.17)	1:10.03 [3] (0:10.81)	0:59.22 [6] (0:11.34)	0:47.88 [8] (0:11.63)	0:36.25 [7] (0:11.72)	0:24.53 [6] (0:11.82)	0:12.71 [7]						
Average Speed [km/h]	48.2	67.0	63.6	62.1	61.2	61.3	56.6						
Top Speed [km/h]	65.4	68.3	66.3	63.8	62.1	62.1	60.1						
Avg. Dist. to Rail [m]	7.2	3.7	1.9	0.2	0.3	2.2	6.4						
Avg. Stride Freq. [Hz]	2.3	2.4	2.3	2.3	2.3	2.3	2.2						
Avg. Stride Length [m]	5.4	7.6	7.6	7.5	7.5	7.3	7.0						





Horse/Jockey Name	November Air
Final Rank	9
Fastest Section Time (Section)	0:10.59 (1200m)
Top Speed [km/h] (Section)	69.6 (1200m)
Race State	Finished



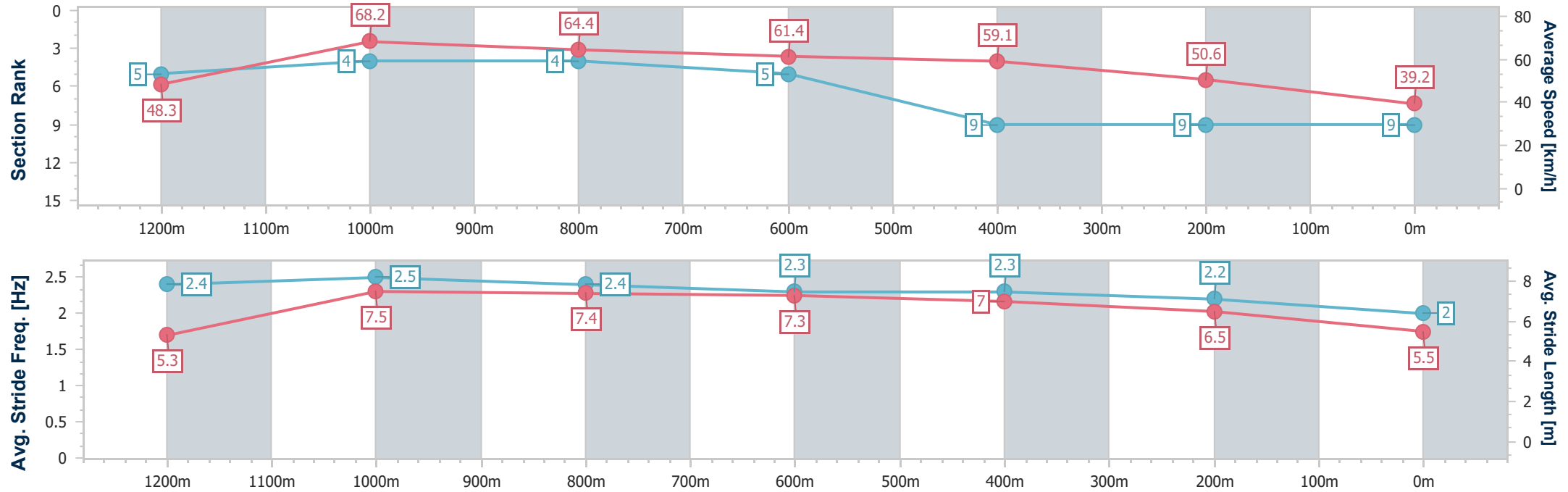
IpswichProfessional  
Race 6: IPSWICH PARTY HIRE BENCHMARK 65 Handicap -  
1350m



31 January 2026 - 16:50

Track Rating: Good 4, Weather: Fine, Rail Position: True

Section	Overall	1200m	1000m	800m	600m	400m	200m						
Section Times	1:29.64 [9] (0:11.19)	1:18.45 [5] (0:10.59)	1:07.86 [4] (0:11.21)	0:56.65 [4] (0:11.83)	0:44.82 [5] (0:12.22)	0:32.60 [9] (0:14.24)	0:18.36 [9] (0:18.36)						
Average Speed [km/h]	48.3	68.2	64.4	61.4	59.1	50.6	39.2						
Top Speed [km/h]	65.5	69.6	67.3	62.1	60.7	56.6	45.5						
Avg. Dist. to Rail [m]	1.9	1.8	1.7	1.9	1.6	0.4	0.6						
Avg. Stride Freq. [Hz]	2.4	2.5	2.4	2.3	2.3	2.2	2.0						
Avg. Stride Length [m]	5.3	7.5	7.4	7.3	7.0	6.5	5.5						



Track Rating: Good 4, Weather: Fine, Rail Position: True

Section						Overall	1400m	1200m	1000m	800m	600m	400m	Last 600m		
Field Times						1:41.58 (0:18.30)	1:23.28 (0:11.45)	1:11.83 (0:11.88)	0:59.95 (0:11.97)	0:47.98 (0:12.02)	0:35.96 (0:11.86)	0:24.10 (0:11.98)	0:35.96		
Rank	TAB	Horse/Jockey	Barrier	Top Speed [km/h]	Fastest Section										Distance Travelled [m]
1	5	SILENT CALL	10	64.1	0:11.45	1:41.58 [1]	1:23.28 [1]	1:11.83 [1]	0:59.95 [1]	0:47.98 [1]	0:35.96 [1]	0:24.10 [1]	0:35.96		
		Jett Newman		1400m	1400m	(0:18.30)	(0:11.45)	(0:11.88)	(0:11.97)	(0:12.02)	(0:11.86)	(0:11.98)			
2	9	WONFORWAZZA	5	64.2	0:11.41	1:41.68 [2]	1:23.28 [2]	1:11.87 [2]	0:59.99 [2]	0:47.89 [2]	0:35.91 [2]	0:23.98 [2]	0:35.91	-4	
		Brandon Lerena		Overall	1400m	(0:18.40)	(0:11.41)	(0:11.88)	(0:12.10)	(0:11.98)	(0:11.93)	(0:11.94)			
3	7	MAZITA	2	62.9	0:11.55	1:41.98 [3]	1:22.82 [6]	1:11.27 [6]	0:59.60 [6]	0:47.61 [6]	0:35.78 [6]	0:23.88 [7]	0:35.78	-4	
		Harrison Shaw		1400m	1400m	(0:19.16)	(0:11.55)	(0:11.67)	(0:11.99)	(0:11.83)	(0:11.90)	(0:11.92)			
4	2	YUKANUMA	4	63.1	0:11.62	1:42.04 [4]	1:22.84 [7]	1:11.18 [7]	0:59.56 [7]	0:47.62 [7]	0:35.77 [7]	0:23.97 [6]	0:35.77	-3	
		Leah Martyn		1400m	1200m	(0:19.20)	(0:11.66)	(0:11.62)	(0:11.94)	(0:11.85)	(0:11.80)	(0:11.94)			
5	10	FIRE AND LIGHT	11	63.0	0:11.54	1:42.08 [5]	1:22.42 [10]	1:10.88 [9]	0:59.19 [9]	0:47.21 [9]	0:35.44 [9]	0:23.73 [9]	0:35.44	-4	
		Colleen Krahn		800m	1400m	(0:19.66)	(0:11.54)	(0:11.69)	(0:11.98)	(0:11.77)	(0:11.71)	(0:11.83)			
6	4	SAN JOSE BOY	3	62.8	0:11.60	1:42.11 [6]	1:23.30 [5]	1:11.70 [5]	0:59.93 [5]	0:47.94 [5]	0:36.07 [5]	0:24.20 [5]	0:36.07	+0	
		Boris Thornton		1400m	1400m	(0:18.81)	(0:11.60)	(0:11.77)	(0:11.99)	(0:11.87)	(0:11.87)	(0:11.89)			
7	16	CHANCE WITH WOLVES	12	63.8	0:11.65	1:42.23 [7]	1:22.89 [8]	1:11.21 [8]	0:59.56 [8]	0:47.61 [8]	0:35.77 [8]	0:23.92 [8]	0:35.77	-4	
		Jaden Lloyd		1400m	1200m	(0:19.34)	(0:11.68)	(0:11.65)	(0:11.95)	(0:11.84)	(0:11.85)	(0:11.80)			
8	6	SIX OF WANDS	9	64.0	0:11.57	1:42.39 [8]	1:23.94 [3]	1:12.37 [3]	1:00.45 [3]	0:48.49 [3]	0:36.51 [4]	0:24.59 [4]	0:36.51	+1	
		Fiona Sandkuhl		Overall	1400m	(0:18.45)	(0:11.57)	(0:11.92)	(0:11.96)	(0:11.98)	(0:11.92)	(0:12.10)			
9	13	O'CALDINO	8	63.7	0:11.51	1:43.11 [9]	1:23.50 [9]	1:11.66 [10]	1:00.15 [10]	0:48.14 [10]	0:36.35 [10]	0:24.51 [11]	0:36.35	+2	
		Danny Peisley		1200m	1200m	(0:19.61)	(0:11.84)	(0:11.51)	(0:12.01)	(0:11.79)	(0:11.84)	(0:12.12)			
10	11	CHAYSE 'N' PENNY	1	62.4	0:11.62	1:43.32 [10]	1:24.54 [4]	1:12.92 [4]	1:01.20 [4]	0:49.31 [4]	0:37.45 [3]	0:25.52 [3]	0:37.45	-3	
		Dylan Turner		Overall	1400m	(0:18.78)	(0:11.62)	(0:11.72)	(0:11.89)	(0:11.86)	(0:11.93)	(0:12.36)			

Scratched: Our Orator (#8), Monarch Express (#12), Pierant (#14), Maple Door (#3)



# IpswichProfessional

## Race 7: SCHWEPPES BENCHMARK 62 Handicap - 1666m

31 January 2026 - 17:29



Track Rating: Good 4, Weather: Fine, Rail Position: True

Section						Overall	1400m	1200m	1000m	800m	600m	400m	Last 600m	
Field Times						1:41.58 (0:18.30)	1:23.28 (0:11.45)	1:11.83 (0:11.88)	0:59.95 (0:11.97)	0:47.98 (0:12.02)	0:35.96 (0:11.86)	0:24.10 (0:11.98)	0:35.96	
Rank	TAB	Horse/Jockey	Barrier	Top Speed [km/h]	Fastest Section									Distance Travelled [m]
11	1	CALL ME LEGEND	14	63.7	0:11.63	1:43.39 [11]	1:23.54 [11]	1:11.66 [11]	1:00.03 [12]	0:48.11 [12]	0:36.37 [12]	0:24.63 [12]	0:36.37	-5
		Olivia Kendal		1400m	1200m	(0:19.85)	(0:11.88)	(0:11.63)	(0:11.92)	(0:11.74)	(0:11.74)	(0:12.05)		
12	15	AUTUNNO	16	64.2	0:11.45	1:43.58 [12]	1:23.63 [12]	1:11.75 [12]	1:00.30 [11]	0:48.50 [11]	0:36.81 [11]	0:25.08 [10]	0:36.81	+5
		Tiffani Brooker		1400m	1200m	(0:19.95)	(0:11.88)	(0:11.45)	(0:11.80)	(0:11.69)	(0:11.73)	(0:12.26)		

Scratched: Our Orator (#8), Monarch Express (#12), Pierant (#14), Maple Door (#3)



# IpswichProfessional

## Race 7: SCHWEPPEB BENCHMARK 62 Handicap - 1666m

31 January 2026 - 17:29



Track Rating: Good 4, Weather: Fine, Rail Position: True

Section Field Times				200m 0:12.12 (0:12.12)		Last 600m 0:35.96			
Rank	TAB	Horse/Jockey	Barrier	Top Speed [km/h]	Fastest Section	Margin			Distance Travelled [m]
1	5	SILENT CALL	10	64.1	0:11.45	0:12.12 [1]	1:41.58		0:35.96
		Jett Newman		1400m	1400m	(0:12.12)			
2	9	WONFORWAZZA	5	64.2	0:11.41	0:12.04 [2]	0.56L		0:35.91 -4
		Brandon Lerena		Overall	1400m	(0:12.04)			
3	7	MAZITA	2	62.9	0:11.55	0:11.96 [6]	2.36L		0:35.78 -4
		Harrison Shaw		1400m	1400m	(0:11.96)			
4	2	YUKANUMA	4	63.1	0:11.62	0:12.03 [5]	2.69L		0:35.77 -3
		Leah Martyn		1400m	1200m	(0:12.03)			
5	10	FIRE AND LIGHT	11	63.0	0:11.54	0:11.90 [9]	2.91L		0:35.44 -4
		Colleen Krahnen		800m	1400m	(0:11.90)			
6	4	SAN JOSE BOY	3	62.8	0:11.60	0:12.31 [3]	3.13L		0:36.07 +0
		Boris Thornton		1400m	1400m	(0:12.31)			
7	16	CHANCE WITH WOLVES	12	63.8	0:11.65	0:12.12 [7]	3.83L		0:35.77 -4
		Jaden Lloyd		1400m	1200m	(0:12.12)			
8	6	SIX OF WANDS	9	64.0	0:11.57	0:12.49 [4]	4.76L		0:36.51 +1
		Fiona Sandkuhl		Overall	1400m	(0:12.49)			
9	13	O'CALDINO	8	63.7	0:11.51	0:12.39 [10]	9L		0:36.35 +2
		Danny Peisley		1200m	1200m	(0:12.39)			
10	11	CHAYSE 'N' PENNY	1	62.4	0:11.62	0:13.16 [8]	10.21L		0:37.45 -3
		Dylan Turner		Overall	1400m	(0:13.16)			

Scratched: Our Orator (#8), Monarch Express (#12), Pierant (#14), Maple Door (#3)

Report Created: Sat 31 January 2026 17:58 GMT+1 (Note: Timing is based on position data)

Page 3/16

[ ] Ranking at each section and finish  
-:-:- No data available at this section  
NA No data available

SCN Saddle cloth number  
DNF Did not finish  
DNT Did not track

data processed by  TRIPLESDATA



# IpswichProfessional

## Race 7: SCHWEPPES BENCHMARK 62 Handicap - 1666m

31 January 2026 - 17:29



Track Rating: Good 4, Weather: Fine, Rail Position: True

Section						200m	Last 600m		
Field Times						0:12.12 (0:12.12)	0:35.96		
Rank	TAB	Horse/Jockey	Barrier	Top Speed [km/h]	Fastest Section	Margin		Distance Travelled [m]	
11	1	CALL ME LEGEND	14	63.7	0:11.63	0:12.58 [12]	10.62L	0:36.37	-5
		Olivia Kendal		1400m	1200m	(0:12.58)			
12	15	AUTUNNO	16	64.2	0:11.45	0:12.82 [11]	11.78L	0:36.81	+5
		Tiffani Brooker		1400m	1200m	(0:12.82)			

Scratched: Our Orator (#8), Monarch Express (#12), Pierant (#14), Maple Door (#3)



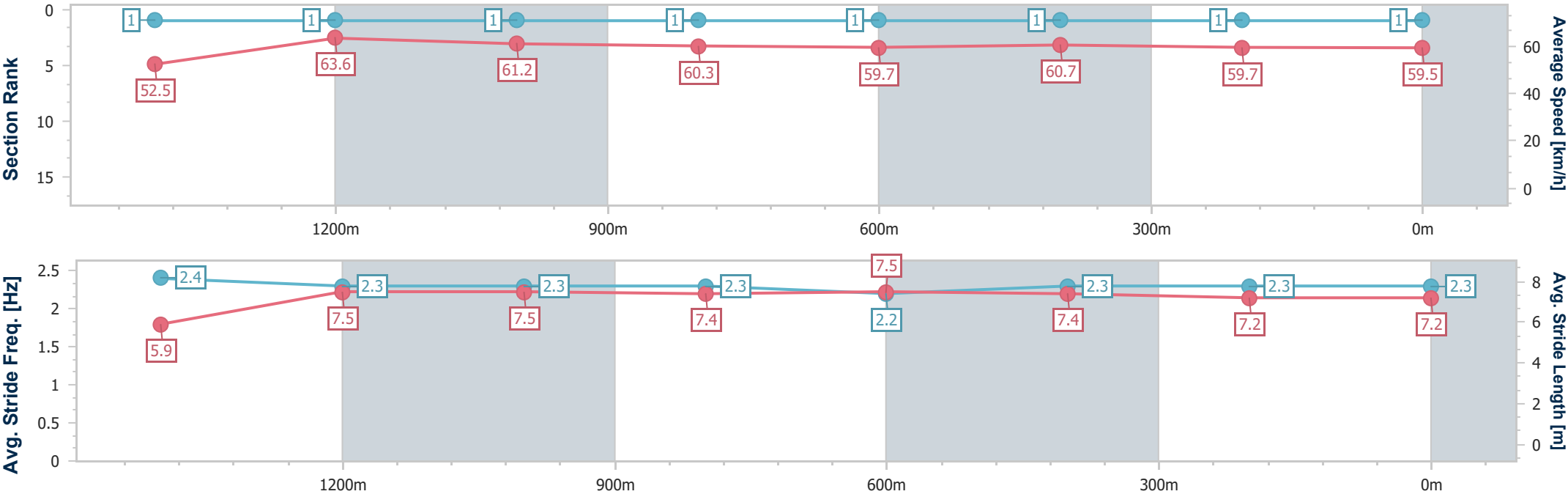
Horse/Jockey Name	Silent Call
Final Rank	1
Fastest Section Time (Section)	0:11.45 (1400m)
Top Speed [km/h] (Section)	64.1 (1400m)
Race State	Finished



IpswichProfessional  
Race 7: SCHWEPPE'S BENCHMARK 62 Handicap - 1666m  
31 January 2026 - 17:29  
Track Rating: Good 4, Weather: Fine, Rail Position: True



Section	Overall	1400m	1200m	1000m	800m	600m	400m	200m					
Section Times	1:41.58 [1] (0:18.30)	1:23.28 [1] (0:11.45)	1:11.83 [1] (0:11.88)	0:59.95 [1] (0:11.97)	0:47.98 [1] (0:12.02)	0:35.96 [1] (0:11.86)	0:24.10 [1] (0:11.98)	0:12.12 [1] (0:12.12)					
Average Speed [km/h]	52.5	63.6	61.2	60.3	59.7	60.7	59.7	59.5					
Top Speed [km/h]	64.0	64.1	62.8	61.0	60.6	60.9	60.4	60.4					
Avg. Dist. to Rail [m]	7.3	2.8	1.8	1.4	0.3	0.8	1.0	0.5					
Avg. Stride Freq. [Hz]	2.4	2.3	2.3	2.3	2.2	2.3	2.3	2.3					
Avg. Stride Length [m]	5.9	7.5	7.5	7.4	7.5	7.4	7.2	7.2					







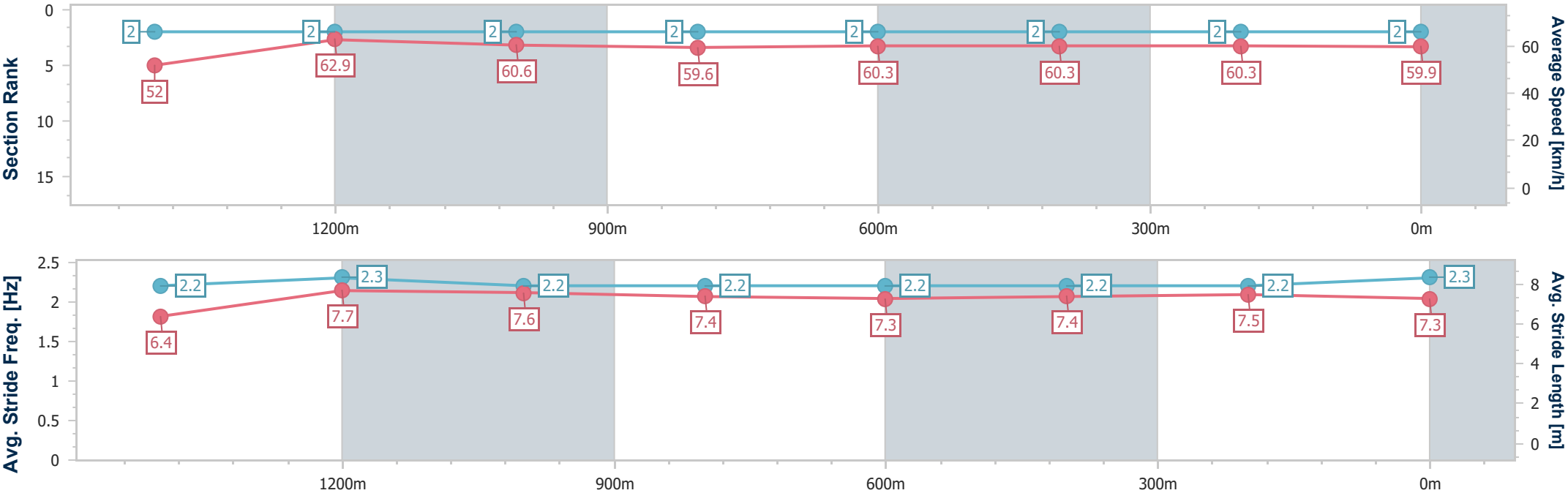
Horse/Jockey Name	Wonforwazza
Final Rank	2
Fastest Section Time (Section)	0:11.41 (1400m)
Top Speed [km/h] (Section)	64.2 (Overall)
Race State	Finished



IpswichProfessional  
Race 7: SCHWEPPE'S BENCHMARK 62 Handicap - 1666m  
31 January 2026 - 17:29  
Track Rating: Good 4, Weather: Fine, Rail Position: True



Section	Overall	1400m	1200m	1000m	800m	600m	400m	200m					
Section Times	1:41.68 [2] (0:18.40)	1:23.28 [2] (0:11.41)	1:11.87 [2] (0:11.88)	0:59.99 [2] (0:12.10)	0:47.89 [2] (0:11.98)	0:35.91 [2] (0:11.93)	0:23.98 [2] (0:11.94)	0:12.04 [2] (0:12.04)					
Average Speed [km/h]	52.0	62.9	60.6	59.6	60.3	60.3	60.3	59.9					
Top Speed [km/h]	64.2	63.5	62.0	60.2	60.6	60.7	60.8	60.9					
Avg. Dist. to Rail [m]	5.2	0.4	0.4	0.2	0.5	0.4	0.4	0.8					
Avg. Stride Freq. [Hz]	2.2	2.3	2.2	2.2	2.2	2.2	2.2	2.3					
Avg. Stride Length [m]	6.4	7.7	7.6	7.4	7.3	7.4	7.5	7.3					





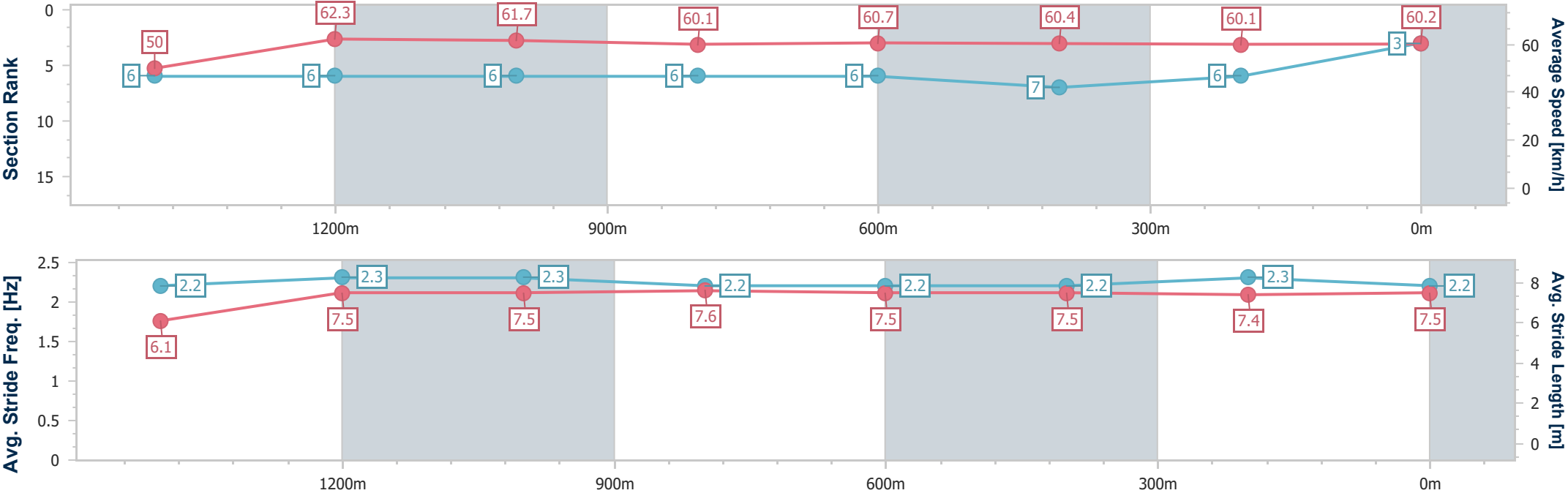
Horse/Jockey Name	Mazita
Final Rank	3
Fastest Section Time (Section)	0:11.55 (1400m)
Top Speed [km/h] (Section)	62.9 (1400m)
Race State	Finished



IpswichProfessional  
Race 7: SCHWEPPE'S BENCHMARK 62 Handicap - 1666m  
31 January 2026 - 17:29  
Track Rating: Good 4, Weather: Fine, Rail Position: True



Section	Overall	1400m	1200m	1000m	800m	600m	400m	200m					
Section Times	1:41.98 [3] (0:19.16)	1:22.82 [6] (0:11.55)	1:11.27 [6] (0:11.67)	0:59.60 [6] (0:11.99)	0:47.61 [6] (0:11.83)	0:35.78 [6] (0:11.90)	0:23.88 [7] (0:11.92)	0:11.96 [6] (0:11.96)					
Average Speed [km/h]	50.0	62.3	61.7	60.1	60.7	60.4	60.1	60.2					
Top Speed [km/h]	61.8	62.9	62.4	61.0	61.2	61.1	61.7	61.1					
Avg. Dist. to Rail [m]	2.9	0.4	0.2	0.5	0.2	0.8	0.7	0.5					
Avg. Stride Freq. [Hz]	2.2	2.3	2.3	2.2	2.2	2.2	2.3	2.2					
Avg. Stride Length [m]	6.1	7.5	7.5	7.6	7.5	7.5	7.4	7.5					



[ ] Ranking at each section and finish  
-.-.- No data available at this section  
NA No data available



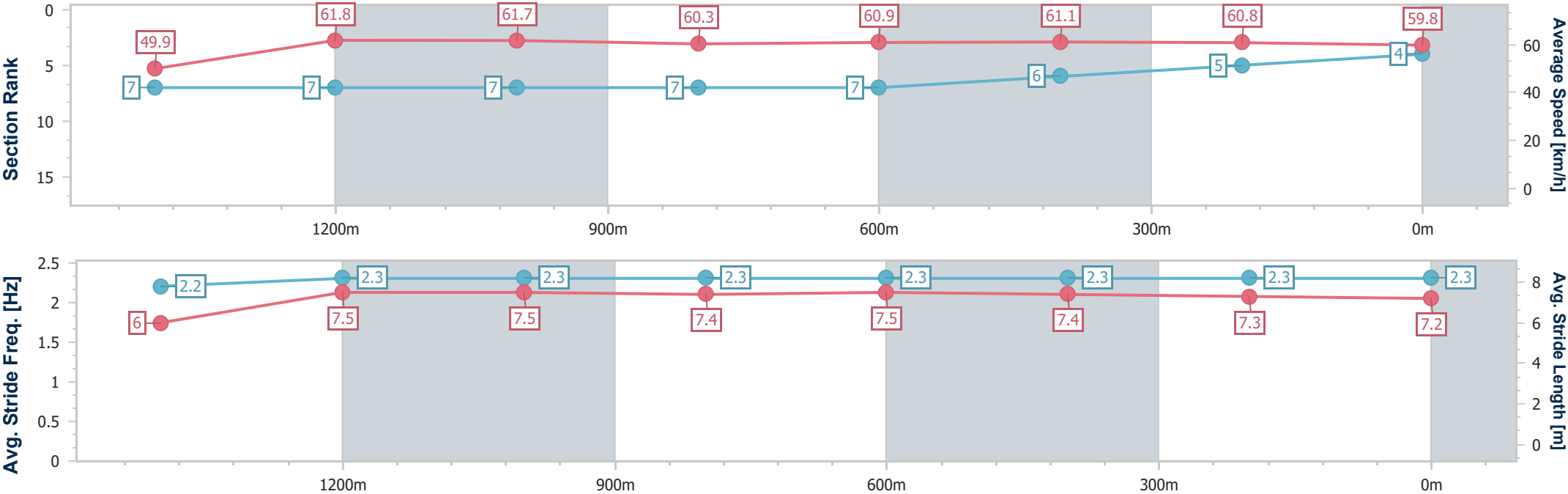
Horse/Jockey Name	Yukanuma
Final Rank	4
Fastest Section Time (Section)	0:11.62 (1200m)
Top Speed [km/h] (Section)	63.1 (1400m)
Race State	Finished



IpswichProfessional  
Race 7: SCHWEPPE'S BENCHMARK 62 Handicap - 1666m  
31 January 2026 - 17:29  
Track Rating: Good 4, Weather: Fine, Rail Position: True



Section	Overall	1400m	1200m	1000m	800m	600m	400m	200m					
Section Times	1:42.04 [4] (0:19.20)	1:22.84 [7] (0:11.66)	1:11.18 [7] (0:11.62)	0:59.56 [7] (0:11.94)	0:47.62 [7] (0:11.85)	0:35.77 [7] (0:11.80)	0:23.97 [6] (0:11.94)	0:12.03 [5] (0:12.03)					
Average Speed [km/h]	49.9	61.8	61.7	60.3	60.9	61.1	60.8	59.8					
Top Speed [km/h]	62.5	63.1	62.9	61.0	61.6	61.6	61.6	60.8					
Avg. Dist. to Rail [m]	4.1	0.7	0.6	0.3	0.6	0.6	2.7	5.9					
Avg. Stride Freq. [Hz]	2.2	2.3	2.3	2.3	2.3	2.3	2.3	2.3					
Avg. Stride Length [m]	6.0	7.5	7.5	7.4	7.5	7.4	7.3	7.2					



[ ] Ranking at each section and finish  
-.-.- No data available at this section  
NA No data available



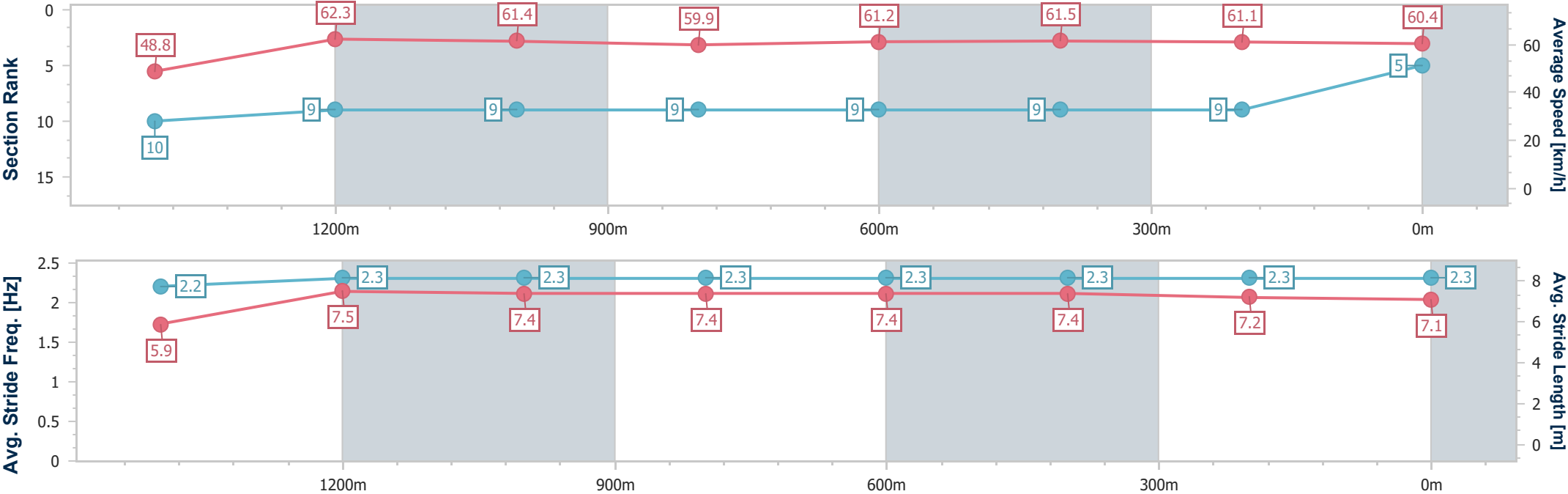
Horse/Jockey Name	Fire And Light
Final Rank	5
Fastest Section Time (Section)	0:11.54 (1400m)
Top Speed [km/h] (Section)	63.0 (800m)
Race State	Finished



IpswichProfessional  
Race 7: SCHWEPPE'S BENCHMARK 62 Handicap - 1666m  
31 January 2026 - 17:29  
Track Rating: Good 4, Weather: Fine, Rail Position: True



Section	Overall	1400m	1200m	1000m	800m	600m	400m	200m					
Section Times	1:42.08 [5] (0:19.66)	1:22.42 [10] (0:11.54)	1:10.88 [9] (0:11.69)	0:59.19 [9] (0:11.98)	0:47.21 [9] (0:11.77)	0:35.44 [9] (0:11.71)	0:23.73 [9] (0:11.83)	0:11.90 [9] (0:11.90)					
Average Speed [km/h]	48.8	62.3	61.4	59.9	61.2	61.5	61.1	60.4					
Top Speed [km/h]	60.8	63.0	62.5	61.8	63.0	62.5	61.8	61.5					
Avg. Dist. to Rail [m]	4.8	0.8	0.6	0.3	0.4	0.5	2.8	7.8					
Avg. Stride Freq. [Hz]	2.2	2.3	2.3	2.3	2.3	2.3	2.3	2.3					
Avg. Stride Length [m]	5.9	7.5	7.4	7.4	7.4	7.4	7.2	7.1					





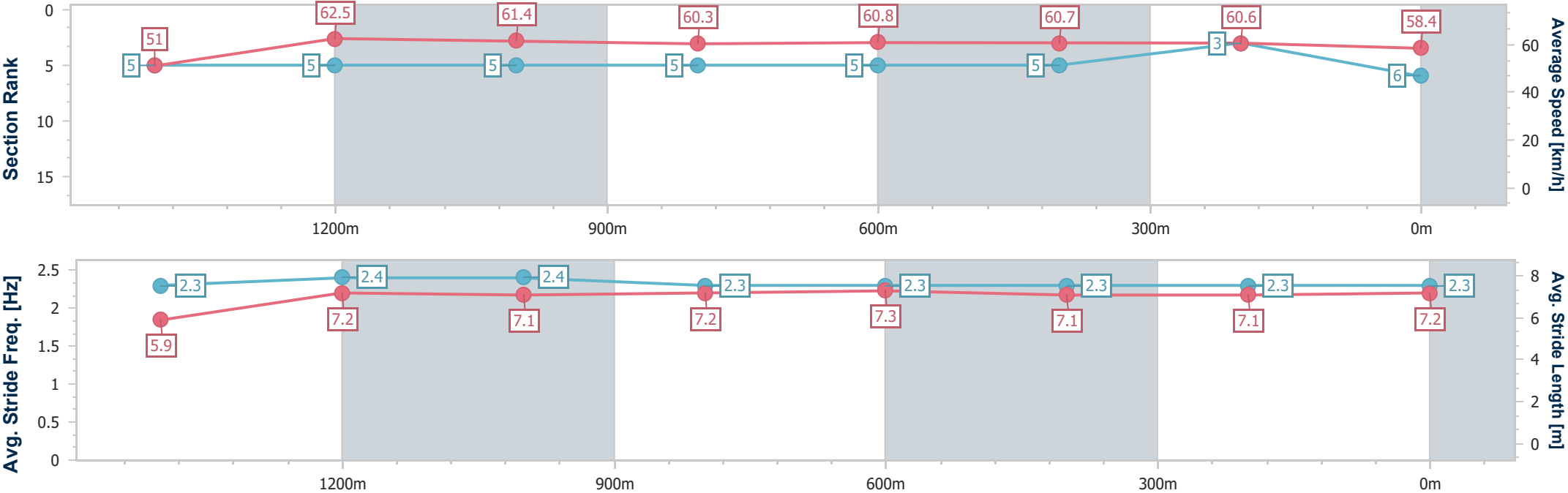
Horse/Jockey Name	San Jose Boy
Final Rank	6
Fastest Section Time (Section)	0:11.60 (1400m)
Top Speed [km/h] (Section)	62.8 (1400m)
Race State	Finished



IpswichProfessional  
Race 7: SCHWEPPE'S BENCHMARK 62 Handicap - 1666m  
31 January 2026 - 17:29  
Track Rating: Good 4, Weather: Fine, Rail Position: True



Section	Overall	1400m	1200m	1000m	800m	600m	400m	200m					
Section Times	1:42.11 [6] (0:18.81)	1:23.30 [5] (0:11.60)	1:11.70 [5] (0:11.77)	0:59.93 [5] (0:11.99)	0:47.94 [5] (0:11.87)	0:36.07 [5] (0:11.87)	0:24.20 [5] (0:11.89)	0:12.31 [3] (0:12.31)					
Average Speed [km/h]	51.0	62.5	61.4	60.3	60.8	60.7	60.6	58.4					
Top Speed [km/h]	61.6	62.8	62.8	61.5	62.0	61.5	61.7	59.9					
Avg. Dist. to Rail [m]	2.9	1.0	1.3	1.3	0.9	0.4	0.8	2.4					
Avg. Stride Freq. [Hz]	2.3	2.4	2.4	2.3	2.3	2.3	2.3	2.3					
Avg. Stride Length [m]	5.9	7.2	7.1	7.2	7.3	7.1	7.1	7.2					





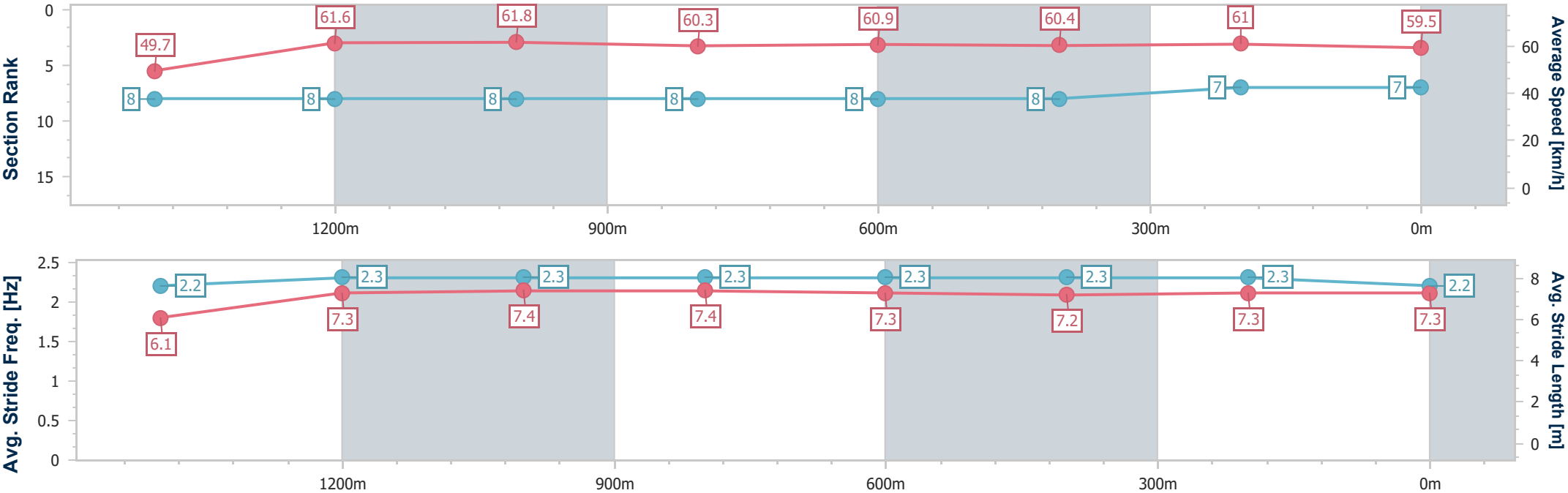
Horse/Jockey Name	Chance With Wolves
Final Rank	7
Fastest Section Time (Section)	0:11.65 (1200m)
Top Speed [km/h] (Section)	63.8 (1400m)
Race State	Finished



IpswichProfessional  
Race 7: SCHWEPPE'S BENCHMARK 62 Handicap - 1666m  
31 January 2026 - 17:29  
Track Rating: Good 4, Weather: Fine, Rail Position: True



Section	Overall	1400m	1200m	1000m	800m	600m	400m	200m					
Section Times	1:42.23 [7] (0:19.34)	1:22.89 [8] (0:11.68)	1:11.21 [8] (0:11.65)	0:59.56 [8] (0:11.95)	0:47.61 [8] (0:11.84)	0:35.77 [8] (0:11.85)	0:23.92 [8] (0:11.80)	0:12.12 [7] (0:12.12)					
Average Speed [km/h]	49.7	61.6	61.8	60.3	60.9	60.4	61.0	59.5					
Top Speed [km/h]	61.3	63.8	63.6	61.7	62.3	61.3	61.4	61.0					
Avg. Dist. to Rail [m]	6.2	0.3	0.1	0.2	0.2	0.7	1.1	2.1					
Avg. Stride Freq. [Hz]	2.2	2.3	2.3	2.3	2.3	2.3	2.3	2.2					
Avg. Stride Length [m]	6.1	7.3	7.4	7.4	7.3	7.2	7.3	7.3					





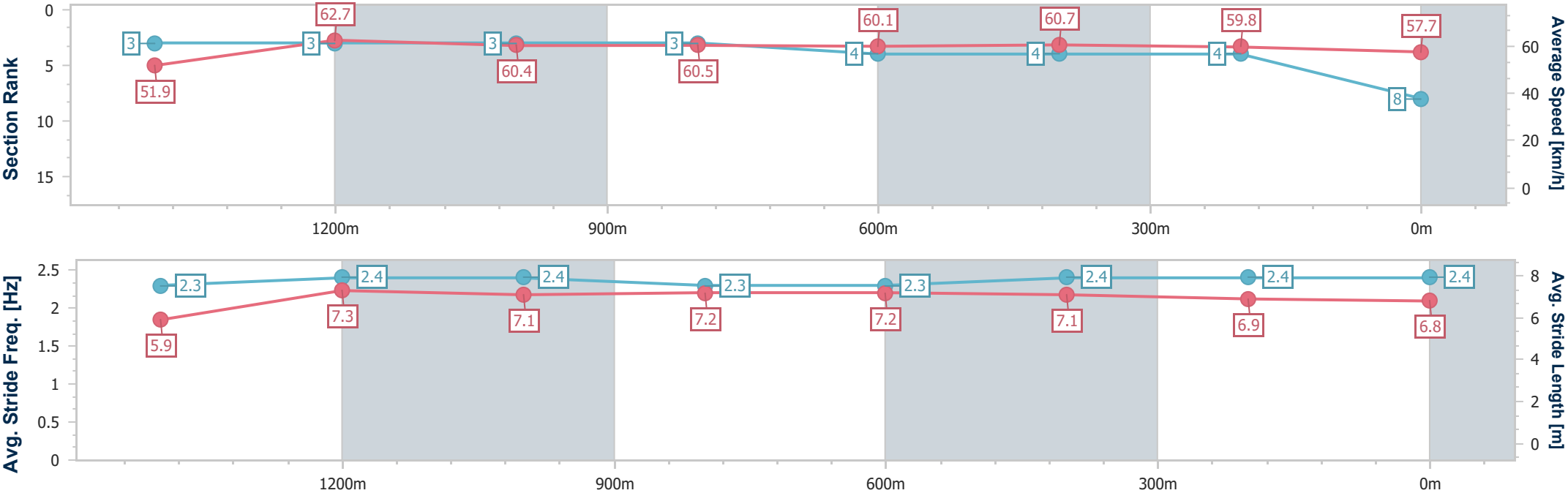
Horse/Jockey Name	Six Of Wands
Final Rank	8
Fastest Section Time (Section)	0:11.57 (1400m)
Top Speed [km/h] (Section)	64.0 (Overall)
Race State	Finished



IpswichProfessional  
Race 7: SCHWEPPE'S BENCHMARK 62 Handicap - 1666m  
31 January 2026 - 17:29  
Track Rating: Good 4, Weather: Fine, Rail Position: True



Section	Overall	1400m	1200m	1000m	800m	600m	400m	200m					
Section Times	1:42.39 [8] (0:18.45)	1:23.94 [3] (0:11.57)	1:12.37 [3] (0:11.92)	1:00.45 [3] (0:11.96)	0:48.49 [3] (0:11.98)	0:36.51 [4] (0:11.92)	0:24.59 [4] (0:12.10)	0:12.49 [4] (0:12.49)					
Average Speed [km/h]	51.9	62.7	60.4	60.5	60.1	60.7	59.8	57.7					
Top Speed [km/h]	64.0	63.7	62.4	61.1	61.2	61.4	60.4	58.9					
Avg. Dist. to Rail [m]	6.7	1.4	0.8	0.6	0.8	1.0	2.0	4.3					
Avg. Stride Freq. [Hz]	2.3	2.4	2.4	2.3	2.3	2.4	2.4	2.4					
Avg. Stride Length [m]	5.9	7.3	7.1	7.2	7.2	7.1	6.9	6.8					





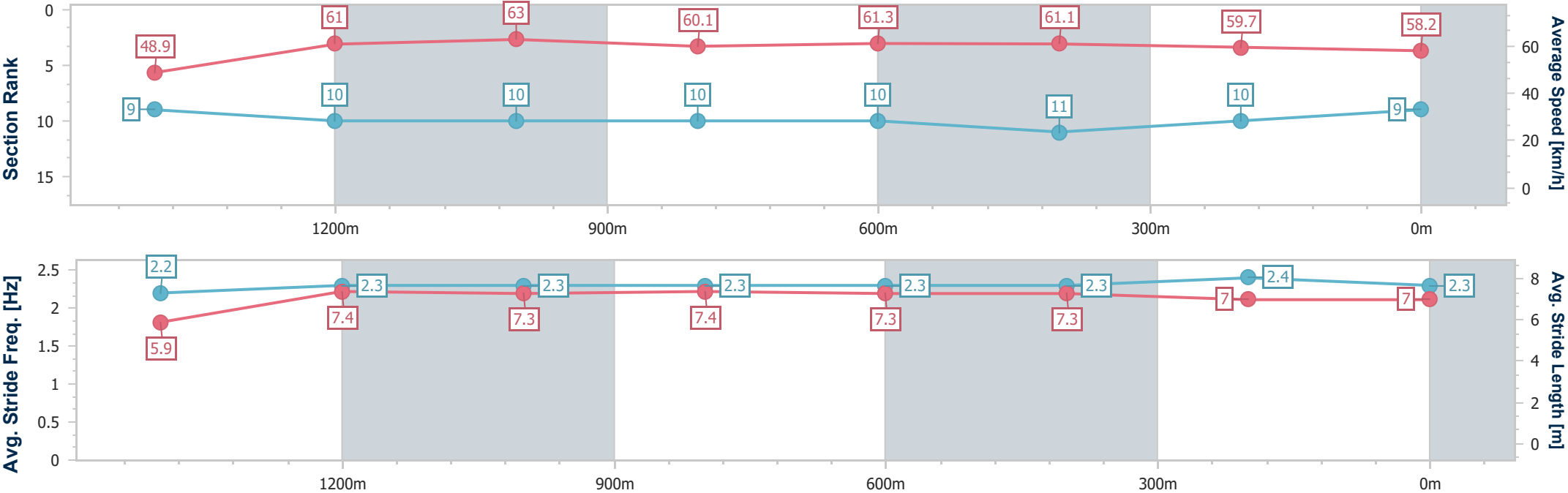
Horse/Jockey Name	O'caldino
Final Rank	9
Fastest Section Time (Section)	0:11.51 (1200m)
Top Speed [km/h] (Section)	63.7 (1200m)
Race State	Finished



IpswichProfessional  
Race 7: SCHWEPPE'S BENCHMARK 62 Handicap - 1666m  
31 January 2026 - 17:29  
Track Rating: Good 4, Weather: Fine, Rail Position: True



Section	Overall	1400m	1200m	1000m	800m	600m	400m	200m					
Section Times	1:43.11 [9] (0:19.61)	1:23.50 [9] (0:11.84)	1:11.66 [10] (0:11.51)	1:00.15 [10] (0:12.01)	0:48.14 [10] (0:11.79)	0:36.35 [10] (0:11.84)	0:24.51 [11] (0:12.12)	0:12.39 [10] (0:12.39)					
Average Speed [km/h]	48.9	61.0	63.0	60.1	61.3	61.1	59.7	58.2					
Top Speed [km/h]	60.6	63.6	63.7	61.5	62.3	62.8	60.6	59.5					
Avg. Dist. to Rail [m]	3.6	0.6	1.0	1.6	0.9	1.4	1.6	1.1					
Avg. Stride Freq. [Hz]	2.2	2.3	2.3	2.3	2.3	2.3	2.4	2.3					
Avg. Stride Length [m]	5.9	7.4	7.3	7.4	7.3	7.3	7.0	7.0					







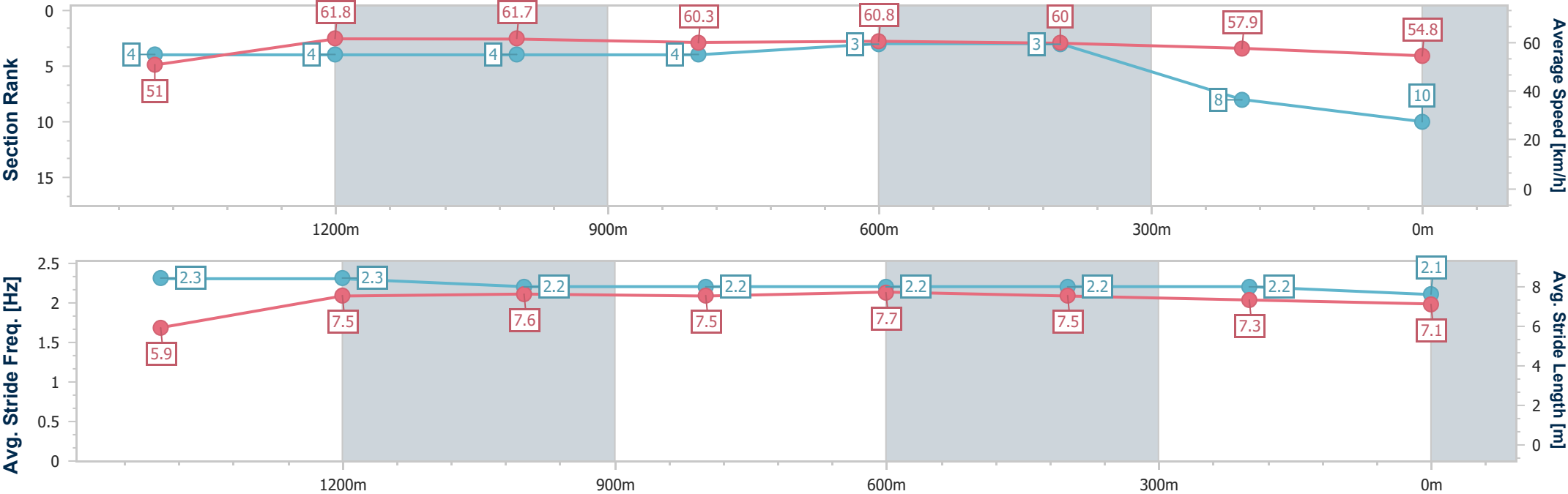
Horse/Jockey Name	Chayse 'N' Penny
Final Rank	10
Fastest Section Time (Section)	0:11.62 (1400m)
Top Speed [km/h] (Section)	62.4 (Overall)
Race State	Finished



IpswichProfessional  
Race 7: SCHWEPPE'S BENCHMARK 62 Handicap - 1666m  
31 January 2026 - 17:29  
Track Rating: Good 4, Weather: Fine, Rail Position: True



Section	Overall	1400m	1200m	1000m	800m	600m	400m	200m					
Section Times	1:43.32 [10] (0:18.78)	1:24.54 [4] (0:11.62)	1:12.92 [4] (0:11.72)	1:01.20 [4] (0:11.89)	0:49.31 [4] (0:11.86)	0:37.45 [3] (0:11.93)	0:25.52 [3] (0:12.36)	0:13.16 [8] (0:13.16)					
Average Speed [km/h]	51.0	61.8	61.7	60.3	60.8	60.0	57.9	54.8					
Top Speed [km/h]	62.4	62.3	62.3	61.3	61.3	60.7	59.2	57.4					
Avg. Dist. to Rail [m]	1.5	0.2	0.2	0.1	0.6	0.9	0.9	0.4					
Avg. Stride Freq. [Hz]	2.3	2.3	2.2	2.2	2.2	2.2	2.2	2.1					
Avg. Stride Length [m]	5.9	7.5	7.6	7.5	7.7	7.5	7.3	7.1					





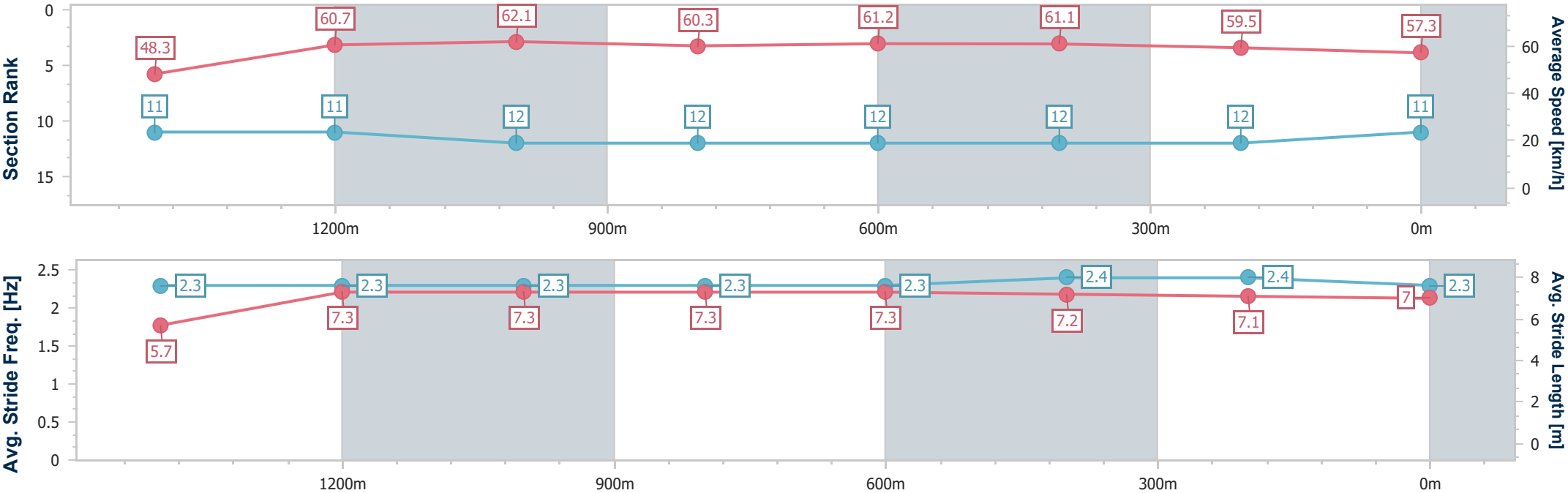
Horse/Jockey Name	Call Me Legend
Final Rank	11
Fastest Section Time (Section)	0:11.63 (1200m)
Top Speed [km/h] (Section)	63.7 (1400m)
Race State	Finished



IpswichProfessional  
Race 7: SCHWEPPE'S BENCHMARK 62 Handicap - 1666m  
31 January 2026 - 17:29  
Track Rating: Good 4, Weather: Fine, Rail Position: True



Section	Overall	1400m	1200m	1000m	800m	600m	400m	200m					
Section Times	1:43.39 [11] (0:19.85)	1:23.54 [11] (0:11.88)	1:11.66 [11] (0:11.63)	1:00.03 [12] (0:11.92)	0:48.11 [12] (0:11.74)	0:36.37 [12] (0:11.74)	0:24.63 [12] (0:12.05)	0:12.58 [12] (0:12.58)					
Average Speed [km/h]	48.3	60.7	62.1	60.3	61.2	61.1	59.5	57.3					
Top Speed [km/h]	59.8	63.7	63.0	61.5	61.9	62.0	60.4	59.0					
Avg. Dist. to Rail [m]	7.3	0.6	0.3	0.2	0.6	0.7	1.2	1.0					
Avg. Stride Freq. [Hz]	2.3	2.3	2.3	2.3	2.3	2.4	2.4	2.3					
Avg. Stride Length [m]	5.7	7.3	7.3	7.3	7.3	7.2	7.1	7.0					





Horse/Jockey Name	Autunno
Final Rank	12
Fastest Section Time (Section)	0:11.45 (1200m)
Top Speed [km/h] (Section)	64.2 (1400m)
Race State	Finished



IpswichProfessional  
Race 7: SCHWEPPE'S BENCHMARK 62 Handicap - 1666m  
31 January 2026 - 17:29  
Track Rating: Good 4, Weather: Fine, Rail Position: True



Section	Overall	1400m	1200m	1000m	800m	600m	400m	200m					
Section Times	1:43.58 [12] (0:19.95)	1:23.63 [12] (0:11.88)	1:11.75 [12] (0:11.45)	1:00.30 [11] (0:11.80)	0:48.50 [11] (0:11.69)	0:36.81 [11] (0:11.73)	0:25.08 [10] (0:12.26)	0:12.82 [11] (0:12.82)					
Average Speed [km/h]	48.1	61.1	63.2	61.2	62.0	61.7	59.5	56.1					
Top Speed [km/h]	58.8	64.2	64.1	62.3	62.5	62.8	60.7	58.5					
Avg. Dist. to Rail [m]	8.7	1.7	1.4	1.6	1.3	2.0	3.4	6.7					
Avg. Stride Freq. [Hz]	2.3	2.3	2.4	2.3	2.3	2.3	2.3	2.2					
Avg. Stride Length [m]	5.7	7.2	7.4	7.4	7.5	7.3	7.2	7.0					

