



Townsville Professional
Race 1: WRC TICKETS ON SALE 5TH FEBRUARY QTIS Two-Year-Old
Handicap - 1000m
03 February 2026 - 13:46



Track Rating: Soft 5, Weather: Overcast, Rail Position: +7m 1000m-W/Post, +2m

Section						Overall	800m	600m	400m	200m				
Field Times						0:57.75 (0:13.75)	0:44.00 (0:10.03)	0:33.97 (0:10.63)	0:23.34 (0:11.28)	0:12.06 (0:12.06)	Last 600m 0:33.97			
Rank	TAB	Horse/Jockey	Barrier	Top Speed [km/h]	Fastest Section							Margin		
1	2	GONE COUNTRY	2	72.4	0:10.09	0:57.75 [1]	0:44.00 [1]	0:33.91 [2]	0:23.29 [2]	0:12.06 [1]	0:57.75	0:33.91		
		Adam Sewell		800m	800m	(0:13.75)	(0:10.09)	(0:10.62)	(0:11.23)	(0:12.06)				
2	5	SCARLENA	5	71.4	0:10.25	0:57.94 [2]	0:43.85 [5]	0:33.60 [5]	0:22.87 [5]	0:11.75 [4]	1.12L	0:33.60 +2		
		Fiona Sandkuhl		800m	800m	(0:14.09)	(0:10.25)	(0:10.73)	(0:11.12)	(0:11.75)				
3	4	ON LOCATION	3	72.3	0:10.18	0:58.13 [3]	0:44.30 [2]	0:34.12 [3]	0:23.44 [3]	0:12.13 [3]	2.23L	0:34.12 +1		
		Ron Stewart		800m	800m	(0:13.83)	(0:10.18)	(0:10.68)	(0:11.31)	(0:12.13)				
4	6	TAMBO'S SISTER	4	72.4	0:09.91	0:58.14 [4]	0:44.27 [3]	0:34.36 [1]	0:23.73 [1]	0:12.43 [2]	2.3L	0:34.36 -2		
		Ryan Wiggins		800m	800m	(0:13.87)	(0:09.91)	(0:10.63)	(0:11.30)	(0:12.43)				
5	1	AUCHTERARDER	1	72.2	0:10.17	0:58.42 [5]	0:44.41 [4]	0:34.24 [4]	0:23.46 [4]	0:12.13 [5]	3.97L	0:34.24 +0		
		Nathan Thomas		800m	800m	(0:14.01)	(0:10.17)	(0:10.78)	(0:11.33)	(0:12.13)				

Scratched: Nicco Nota Fighter (#3)



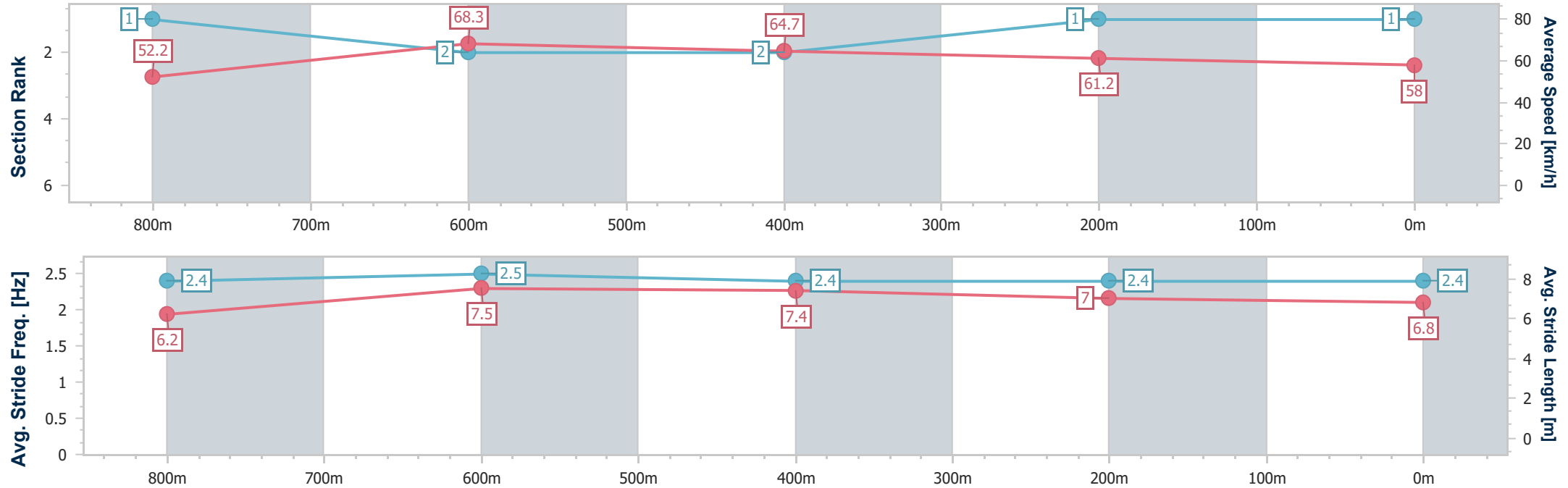
Horse/Jockey Name	Gone Country
Final Rank	1
Fastest Section Time (Section)	0:10.09 (800m)
Top Speed [km/h] (Section)	72.4 (800m)
Race State	Finished



TownsvilleProfessional
Race 1: WRC TICKETS ON SALE 5TH FEBRUARY QTIS Two-
Year-Old Handicap - 1000m
03 February 2026 - 13:46
Track Rating: Soft 5, Weather: Overcast, Rail Position: +7m 1000m-
W/Post, +2m



Section	Overall	800m	600m	400m	200m										
Section Times	0:57.75 [1] (0:13.75)	0:44.00 [1] (0:10.09)	0:33.91 [2] (0:10.62)	0:23.29 [2] (0:11.23)	0:12.06 [1] (0:12.06)										
Average Speed [km/h]	52.2	68.3	64.7	61.2	58.0										
Top Speed [km/h]	69.9	72.4	72.0	66.8	64.2										
Avg. Dist. to Rail [m]	1.4	0.6	0.9	0.3	0.5										
Avg. Stride Freq. [Hz]	2.4	2.5	2.4	2.4	2.4										
Avg. Stride Length [m]	6.2	7.5	7.4	7.0	6.8										





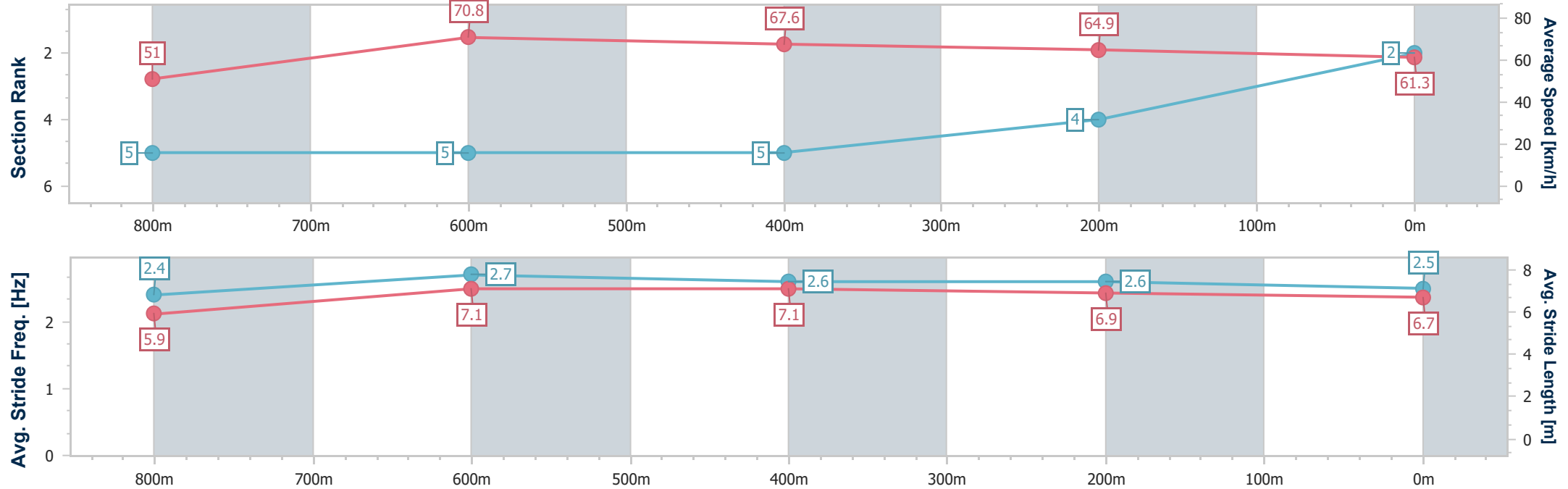
Horse/Jockey Name	Scarlana
Final Rank	2
Fastest Section Time (Section)	0:10.25 (800m)
Top Speed [km/h] (Section)	71.4 (800m)
Race State	Finished



TownsvilleProfessional
Race 1: WRC TICKETS ON SALE 5TH FEBRUARY QTIS Two-Year-Old Handicap - 1000m
03 February 2026 - 13:46
Track Rating: Soft 5, Weather: Overcast, Rail Position: +7m 1000m-W/Post, +2m



Section	Overall	800m	600m	400m	200m										
Section Times	0:57.94 [2] (0:14.09)	0:43.85 [5] (0:10.25)	0:33.60 [5] (0:10.73)	0:22.87 [5] (0:11.12)	0:11.75 [4] (0:11.75)										
Average Speed [km/h]	51.0	70.8	67.6	64.9	61.3										
Top Speed [km/h]	70.2	71.4	68.7	66.7	63.9										
Avg. Dist. to Rail [m]	5.2	2.3	1.4	3.2	4.9										
Avg. Stride Freq. [Hz]	2.4	2.7	2.6	2.6	2.5										
Avg. Stride Length [m]	5.9	7.1	7.1	6.9	6.7										





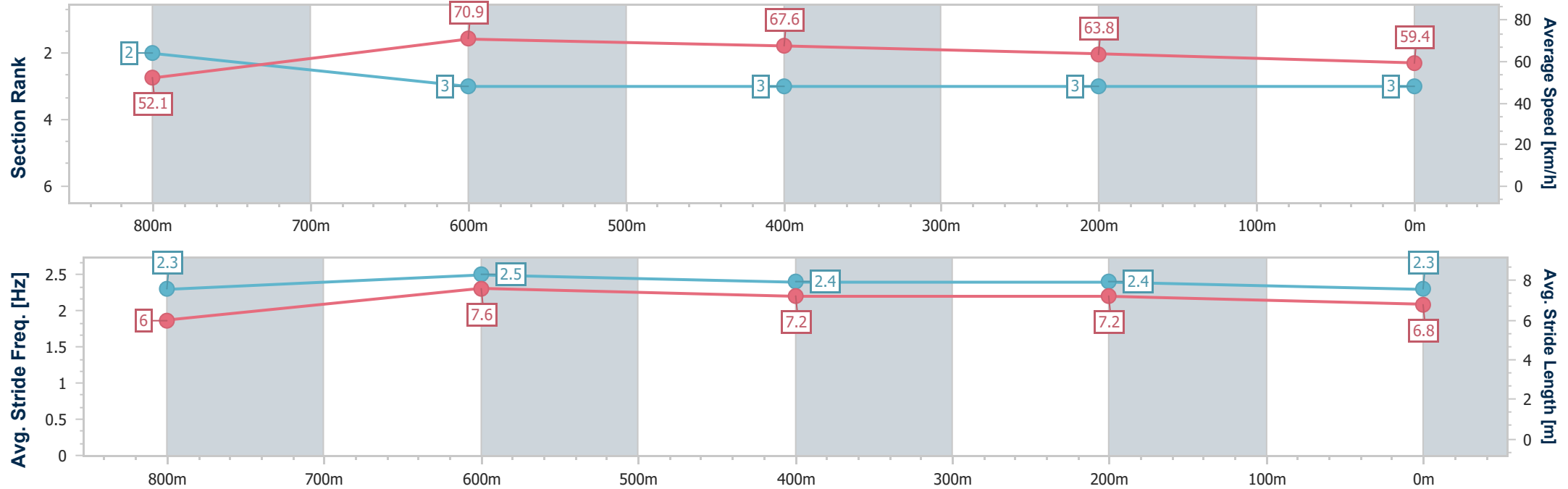
Horse/Jockey Name	On Location
Final Rank	3
Fastest Section Time (Section)	0:10.18 (800m)
Top Speed [km/h] (Section)	72.3 (800m)
Race State	Finished



TownsvilleProfessional
Race 1: WRC TICKETS ON SALE 5TH FEBRUARY QTIS Two-Year-Old Handicap - 1000m
03 February 2026 - 13:46
Track Rating: Soft 5, Weather: Overcast, Rail Position: +7m 1000m-W/Post, +2m



Section	Overall	800m	600m	400m	200m								
Section Times	0:58.13 [3] (0:13.83)	0:44.30 [2] (0:10.18)	0:34.12 [3] (0:10.68)	0:23.44 [3] (0:11.31)	0:12.13 [3] (0:12.13)								
Average Speed [km/h]	52.1	70.9	67.6	63.8	59.4								
Top Speed [km/h]	69.8	72.3	69.5	65.3	61.7								
Avg. Dist. to Rail [m]	2.5	1.1	0.7	2.4	3.9								
Avg. Stride Freq. [Hz]	2.3	2.5	2.4	2.4	2.3								
Avg. Stride Length [m]	6.0	7.6	7.2	7.2	6.8								





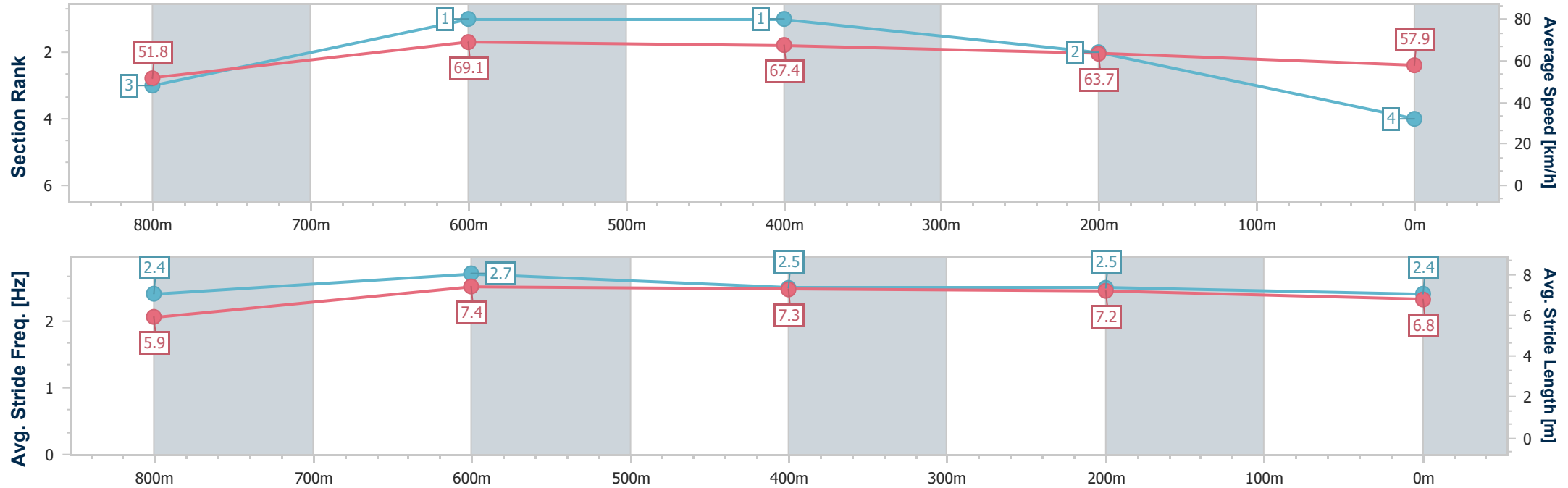
Horse/Jockey Name	Tambo's Sister
Final Rank	4
Fastest Section Time (Section)	0:09.91 (800m)
Top Speed [km/h] (Section)	72.4 (800m)
Race State	Finished



TownsvilleProfessional
Race 1: WRC TICKETS ON SALE 5TH FEBRUARY QTIS Two-Year-Old Handicap - 1000m
03 February 2026 - 13:46
Track Rating: Soft 5, Weather: Overcast, Rail Position: +7m 1000m-W/Post, +2m



Section	Overall	800m	600m	400m	200m									
Section Times	0:58.14 [4] (0:13.87)	0:44.27 [3] (0:09.91)	0:34.36 [1] (0:10.63)	0:23.73 [1] (0:11.30)	0:12.43 [2] (0:12.43)									
Average Speed [km/h]	51.8	69.1	67.4	63.7	57.9									
Top Speed [km/h]	72.2	72.4	70.6	65.7	61.1									
Avg. Dist. to Rail [m]	3.1	1.1	1.0	0.5	0.4									
Avg. Stride Freq. [Hz]	2.4	2.7	2.5	2.5	2.4									
Avg. Stride Length [m]	5.9	7.4	7.3	7.2	6.8									



- [] Ranking at each section and finish
- .-.- No data available at this section
- NA No data available



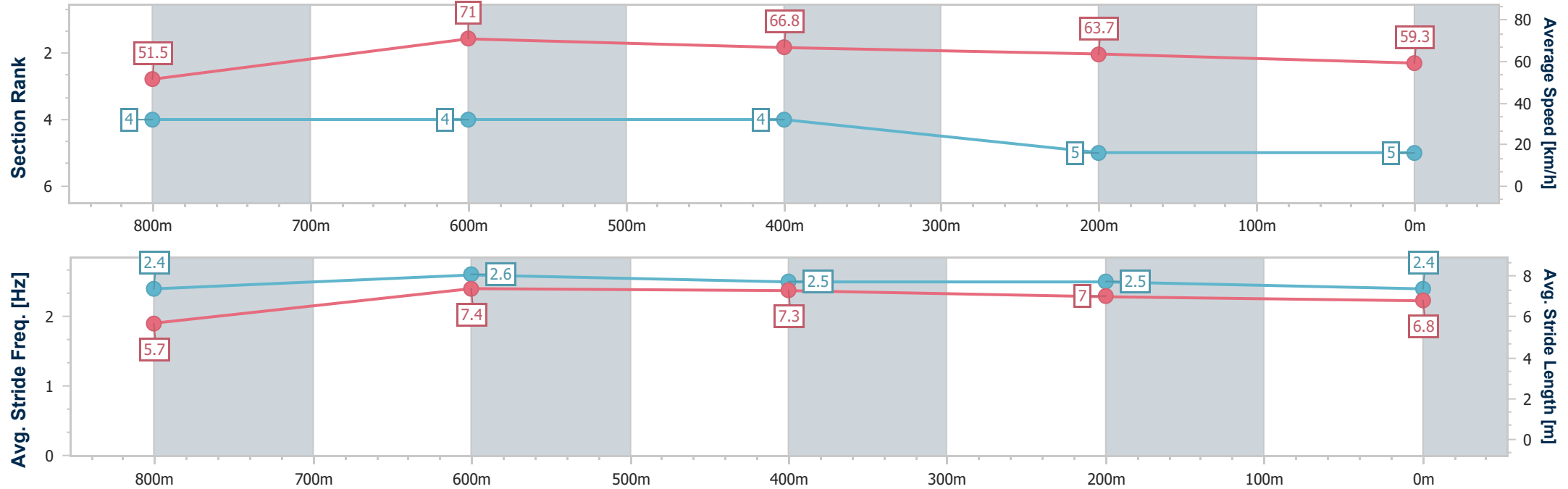
Horse/Jockey Name	Auchterarder
Final Rank	5
Fastest Section Time (Section)	0:10.17 (800m)
Top Speed [km/h] (Section)	72.2 (800m)
Race State	Finished



TownsvilleProfessional
Race 1: WRC TICKETS ON SALE 5TH FEBRUARY QTIS Two-Year-Old Handicap - 1000m
03 February 2026 - 13:46
Track Rating: Soft 5, Weather: Overcast, Rail Position: +7m 1000m-W/Post, +2m



Section	Overall	800m	600m	400m	200m								
Section Times	0:58.42 [5] (0:14.01)	0:44.41 [4] (0:10.17)	0:34.24 [4] (0:10.78)	0:23.46 [4] (0:11.33)	0:12.13 [5] (0:12.13)								
Average Speed [km/h]	51.5	71.0	66.8	63.7	59.3								
Top Speed [km/h]	71.5	72.2	68.9	65.0	62.0								
Avg. Dist. to Rail [m]	2.1	1.2	0.3	0.6	0.9								
Avg. Stride Freq. [Hz]	2.4	2.6	2.5	2.5	2.4								
Avg. Stride Length [m]	5.7	7.4	7.3	7.0	6.8								





Townsville Professional

Race 2: LADBROKES FORM GENIUS OPEN Handicap - 1000m

03 February 2026 - 14:20



Track Rating: Soft 5, Weather: Overcast, Rail Position: +7m 1000m-W/Post, +2m

Section						Overall	800m	600m	400m	200m	Last 600m		
Field Times						0:55.69 (0:12.73)	0:42.96 (0:09.91)	0:33.05 (0:10.43)	0:22.62 (0:10.92)	0:11.70 (0:11.70)	0:33.05		
Rank	TAB	Horse/Jockey	Barrier	Top Speed [km/h]	Fastest Section						Margin		Distance Travelled [m]
1	1	ROWEINER'S DANCE	7	72.4	0:09.91	0:55.69 [1]	0:42.96 [1]	0:33.05 [1]	0:22.62 [1]	0:11.70 [1]	0:55.69	0:33.05	
		Gabrielle Semmens		Overall	800m	(0:12.73)	(0:09.91)	(0:10.43)	(0:10.92)	(0:11.70)			
2	2	MOLONGLE SURPRISE	1	72.4	0:09.93	0:56.01 [2]	0:43.11 [2]	0:33.18 [2]	0:22.69 [2]	0:11.75 [2]	1.92L	0:33.18	+5
		Lacey Morrison		Overall	800m	(0:12.90)	(0:09.93)	(0:10.49)	(0:10.94)	(0:11.75)			
3	5	VIBURNUM	6	72.4	0:09.89	0:56.26 [3]	0:43.05 [3]	0:33.16 [4]	0:22.77 [4]	0:11.84 [3]	3.36L	0:33.16	+6
		Olivia Kendal		Overall	800m	(0:13.21)	(0:09.89)	(0:10.39)	(0:10.93)	(0:11.84)			
4	7	LUCKY ROLLA	3	71.5	0:10.28	0:56.53 [4]	0:42.59 [8]	0:32.31 [8]	0:22.00 [8]	0:11.27 [7]	4.98L	0:32.31	+6
		Ashvin Goindasamy		800m	800m	(0:13.94)	(0:10.28)	(0:10.31)	(0:10.73)	(0:11.27)			
5	4	FAMILY STAR	5	72.4	0:10.01	0:56.63 [5]	0:42.88 [6]	0:32.87 [6]	0:22.59 [5]	0:11.80 [5]	5.58L	0:32.87	+6
		Ivo Fry		800m	800m	(0:13.75)	(0:10.01)	(0:10.28)	(0:10.79)	(0:11.80)			
6	3	STATS	8	72.4	0:10.01	0:56.68 [6]	0:42.79 [7]	0:32.78 [7]	0:22.42 [6]	0:11.55 [6]	5.85L	0:32.78	+6
		Ryan Wiggins		800m	800m	(0:13.89)	(0:10.01)	(0:10.36)	(0:10.87)	(0:11.55)			
7	8	HAND GRENADE	4	71.8	0:10.19	0:56.81 [7]	0:43.27 [5]	0:33.08 [5]	0:22.52 [7]	0:11.51 [8]	6.6L	0:33.08	+1
		Wanderson D'Avila		800m	800m	(0:13.54)	(0:10.19)	(0:10.56)	(0:11.01)	(0:11.51)			
8	6	TIME TO PROPHET	2	72.4	0:09.64	0:56.88 [8]	0:43.53 [4]	0:33.89 [3]	0:23.51 [3]	0:12.21 [4]	7L	0:33.89	+2
		Fiona Sandkuhl		Overall	800m	(0:13.35)	(0:09.64)	(0:10.38)	(0:11.30)	(0:12.21)			



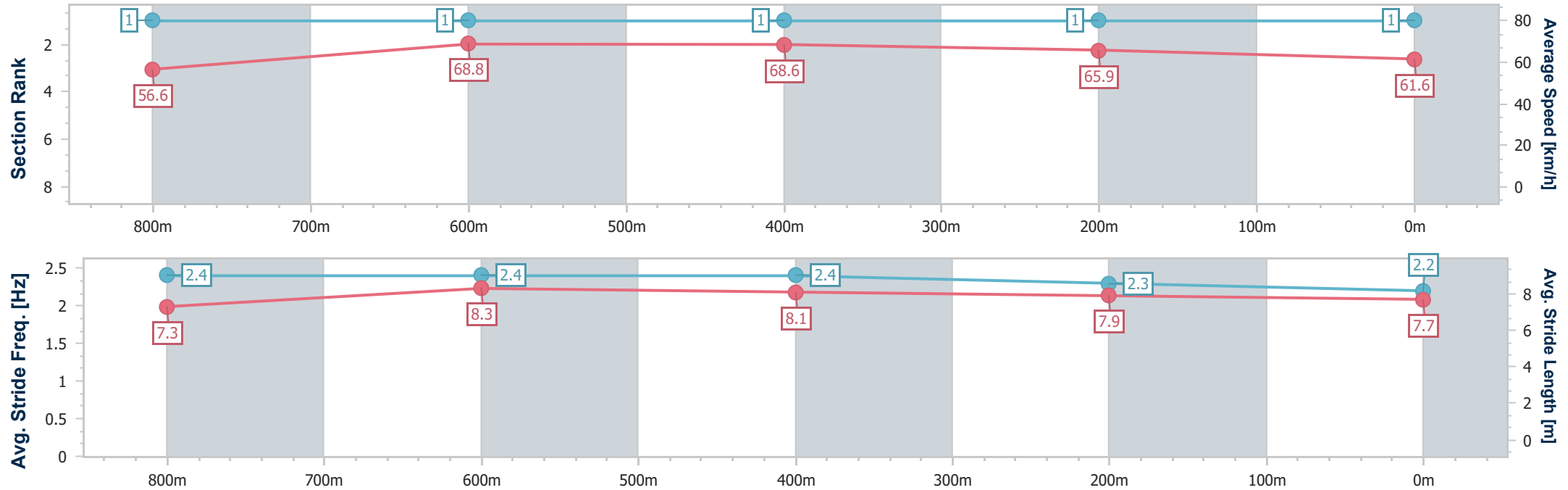
Horse/Jockey Name	Roweiner's Dance
Final Rank	1
Fastest Section Time (Section)	0:09.91 (800m)
Top Speed [km/h] (Section)	72.4 (Overall)
Race State	Finished



TownsvilleProfessional
Race 2: LADBROKES FORM GENIUS OPEN Handicap - 1000m
03 February 2026 - 14:20
Track Rating: Soft 5, Weather: Overcast, Rail Position: +7m 1000m-
W/Post, +2m



Section	Overall	800m	600m	400m	200m										
Section Times	0:55.69 [1] (0:12.73)	0:42.96 [1] (0:09.91)	0:33.05 [1] (0:10.43)	0:22.62 [1] (0:10.92)	0:11.70 [1] (0:11.70)										
Average Speed [km/h]	56.6	68.8	68.6	65.9	61.6										
Top Speed [km/h]	72.4	72.4	71.1	66.8	64.5										
Avg. Dist. to Rail [m]	4.1	1.1	0.9	0.7	0.4										
Avg. Stride Freq. [Hz]	2.4	2.4	2.4	2.3	2.2										
Avg. Stride Length [m]	7.3	8.3	8.1	7.9	7.7										



- [] Ranking at each section and finish
- .-.- No data available at this section
- NA No data available



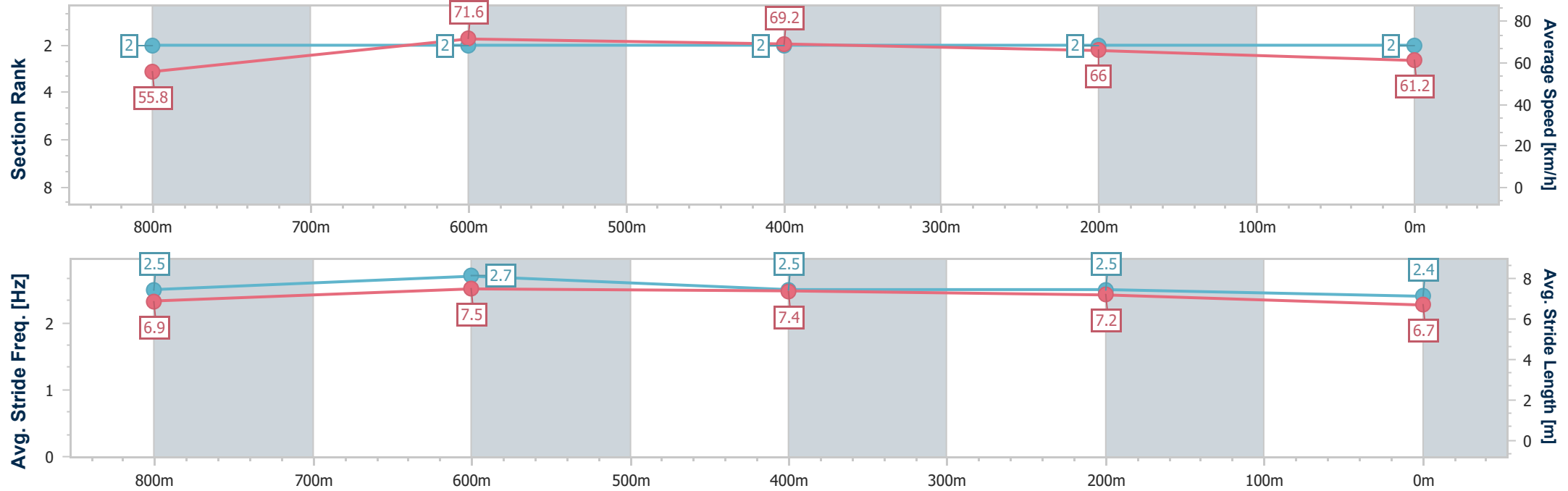
Horse/Jockey Name	Molongle Surprise
Final Rank	2
Fastest Section Time (Section)	0:09.93 (800m)
Top Speed [km/h] (Section)	72.4 (Overall)
Race State	Finished



TownsvilleProfessional
Race 2: LADBROKES FORM GENIUS OPEN Handicap - 1000m
03 February 2026 - 14:20
Track Rating: Soft 5, Weather: Overcast, Rail Position: +7m 1000m-
W/Post, +2m



Section	Overall	800m	600m	400m	200m										
Section Times	0:56.01 [2] (0:12.90)	0:43.11 [2] (0:09.93)	0:33.18 [2] (0:10.49)	0:22.69 [2] (0:10.94)	0:11.75 [2] (0:11.75)										
Average Speed [km/h]	55.8	71.6	69.2	66.0	61.2										
Top Speed [km/h]	72.4	72.4	70.9	67.0	64.5										
Avg. Dist. to Rail [m]	1.8	1.8	1.5	1.8	2.2										
Avg. Stride Freq. [Hz]	2.5	2.7	2.5	2.5	2.4										
Avg. Stride Length [m]	6.9	7.5	7.4	7.2	6.7										





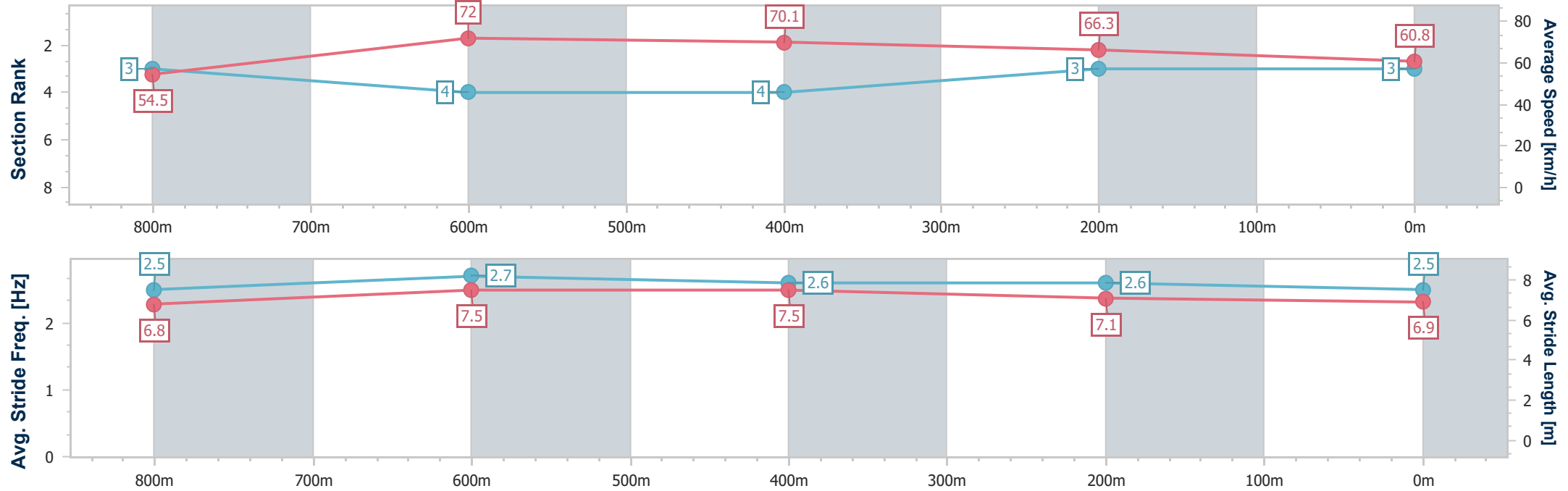
Horse/Jockey Name	Viburnum
Final Rank	3
Fastest Section Time (Section)	0:09.89 (800m)
Top Speed [km/h] (Section)	72.4 (Overall)
Race State	Finished



TownsvilleProfessional
Race 2: LADBROKES FORM GENIUS OPEN Handicap - 1000m
03 February 2026 - 14:20
Track Rating: Soft 5, Weather: Overcast, Rail Position: +7m 1000m-
W/Post, +2m



Section	Overall	800m	600m	400m	200m										
Section Times	0:56.26 [3] (0:13.21)	0:43.05 [3] (0:09.89)	0:33.16 [4] (0:10.39)	0:22.77 [4] (0:10.93)	0:11.84 [3] (0:11.84)										
Average Speed [km/h]	54.5	72.0	70.1	66.3	60.8										
Top Speed [km/h]	72.4	72.4	72.4	69.3	64.9										
Avg. Dist. to Rail [m]	3.8	1.3	2.3	3.9	3.7										
Avg. Stride Freq. [Hz]	2.5	2.7	2.6	2.6	2.5										
Avg. Stride Length [m]	6.8	7.5	7.5	7.1	6.9										





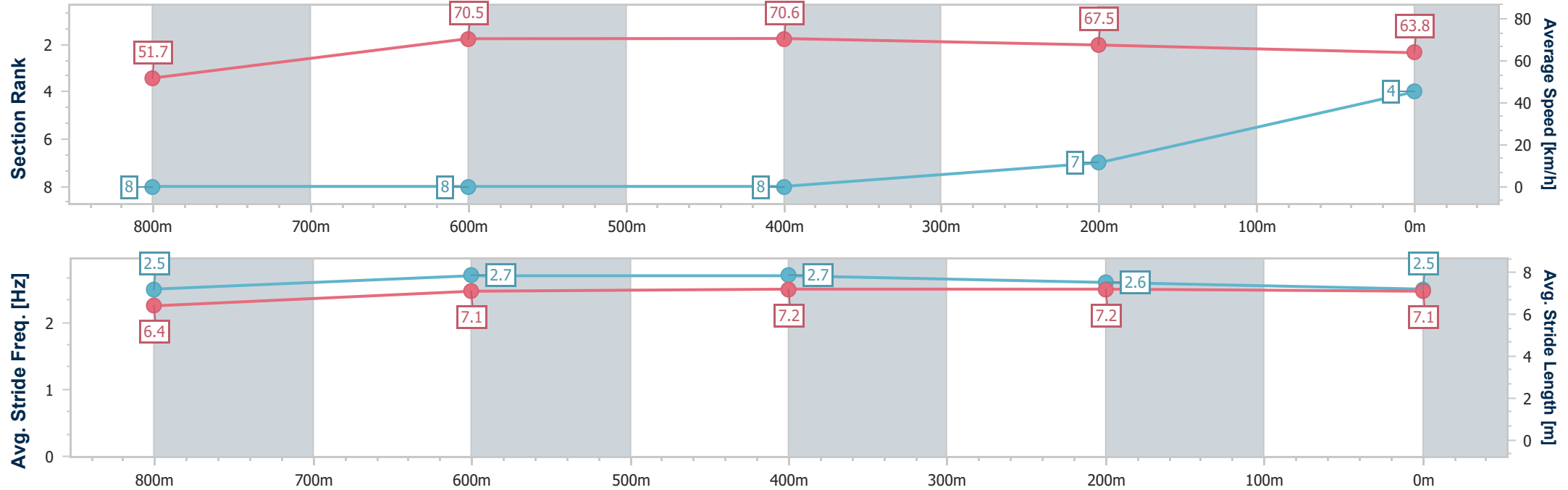
Horse/Jockey Name	Lucky Rolla
Final Rank	4
Fastest Section Time (Section)	0:10.28 (800m)
Top Speed [km/h] (Section)	71.5 (800m)
Race State	Finished



TownsvilleProfessional
Race 2: LADBROKES FORM GENIUS OPEN Handicap - 1000m
03 February 2026 - 14:20
Track Rating: Soft 5, Weather: Overcast, Rail Position: +7m 1000m-
W/Post, +2m



Section	Overall	800m	600m	400m	200m										
Section Times	0:56.53 [4] (0:13.94)	0:42.59 [8] (0:10.28)	0:32.31 [8] (0:10.31)	0:22.00 [8] (0:10.73)	0:11.27 [7] (0:11.27)										
Average Speed [km/h]	51.7	70.5	70.6	67.5	63.8										
Top Speed [km/h]	67.6	71.5	71.5	68.7	67.2										
Avg. Dist. to Rail [m]	2.4	1.4	2.3	3.9	3.6										
Avg. Stride Freq. [Hz]	2.5	2.7	2.7	2.6	2.5										
Avg. Stride Length [m]	6.4	7.1	7.2	7.2	7.1										





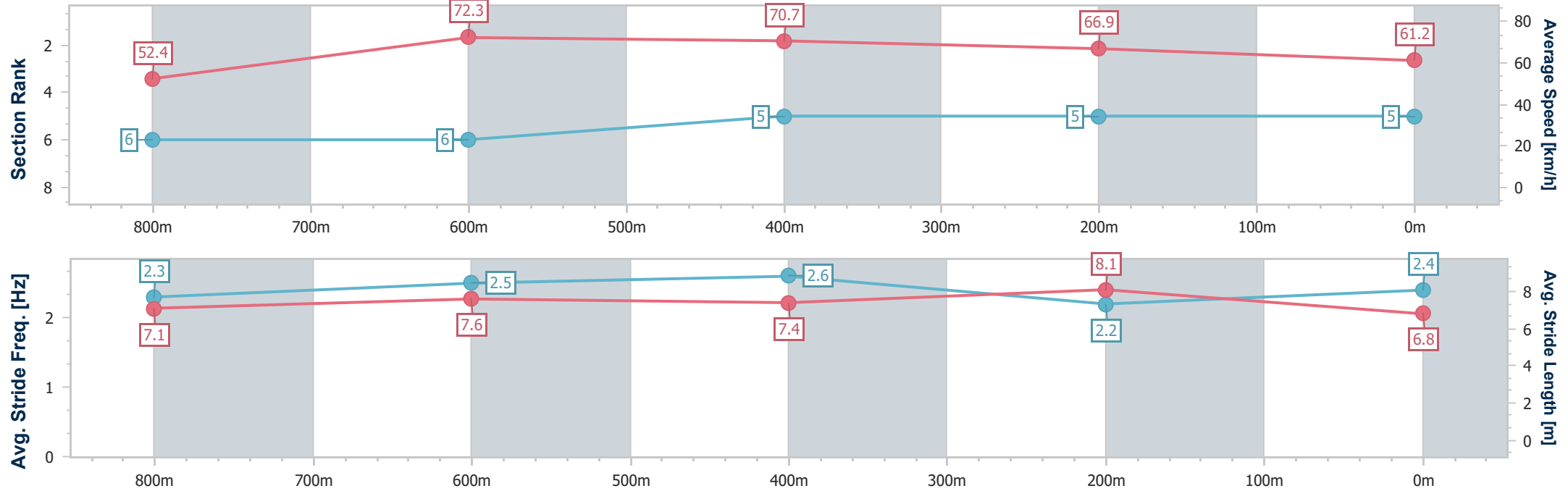
Horse/Jockey Name	Family Star
Final Rank	5
Fastest Section Time (Section)	0:10.01 (800m)
Top Speed [km/h] (Section)	72.4 (800m)
Race State	Finished



TownsvilleProfessional
Race 2: LADBROKES FORM GENIUS OPEN Handicap - 1000m
03 February 2026 - 14:20
Track Rating: Soft 5, Weather: Overcast, Rail Position: +7m 1000m-
W/Post, +2m



Section	Overall	800m	600m	400m	200m										
Section Times	0:56.63 [5] (0:13.75)	0:42.88 [6] (0:10.01)	0:32.87 [6] (0:10.28)	0:22.59 [5] (0:10.79)	0:11.80 [5] (0:11.80)										
Average Speed [km/h]	52.4	72.3	70.7	66.9	61.2										
Top Speed [km/h]	70.5	72.4	72.4	69.1	64.6										
Avg. Dist. to Rail [m]	4.2	1.7	1.9	2.9	3.7										
Avg. Stride Freq. [Hz]	2.3	2.5	2.6	2.2	2.4										
Avg. Stride Length [m]	7.1	7.6	7.4	8.1	6.8										





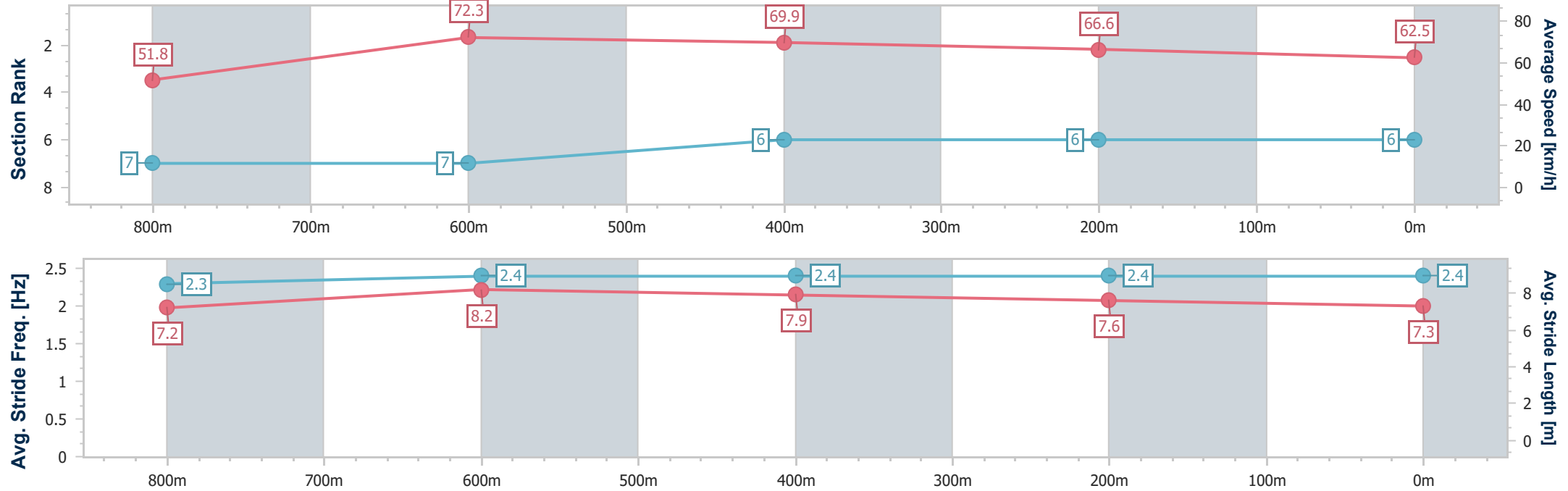
Horse/Jockey Name	Stats
Final Rank	6
Fastest Section Time (Section)	0:10.01 (800m)
Top Speed [km/h] (Section)	72.4 (800m)
Race State	Finished



TownsvilleProfessional
Race 2: LADBROKES FORM GENIUS OPEN Handicap - 1000m
03 February 2026 - 14:20
Track Rating: Soft 5, Weather: Overcast, Rail Position: +7m 1000m-
W/Post, +2m



Section	Overall	800m	600m	400m	200m										
Section Times	0:56.68 [6] (0:13.89)	0:42.79 [7] (0:10.01)	0:32.78 [7] (0:10.36)	0:22.42 [6] (0:10.87)	0:11.55 [6] (0:11.55)										
Average Speed [km/h]	51.8	72.3	69.9	66.6	62.5										
Top Speed [km/h]	70.2	72.4	72.4	68.9	65.8										
Avg. Dist. to Rail [m]	5.2	1.5	1.7	2.7	3.1										
Avg. Stride Freq. [Hz]	2.3	2.4	2.4	2.4	2.4										
Avg. Stride Length [m]	7.2	8.2	7.9	7.6	7.3										





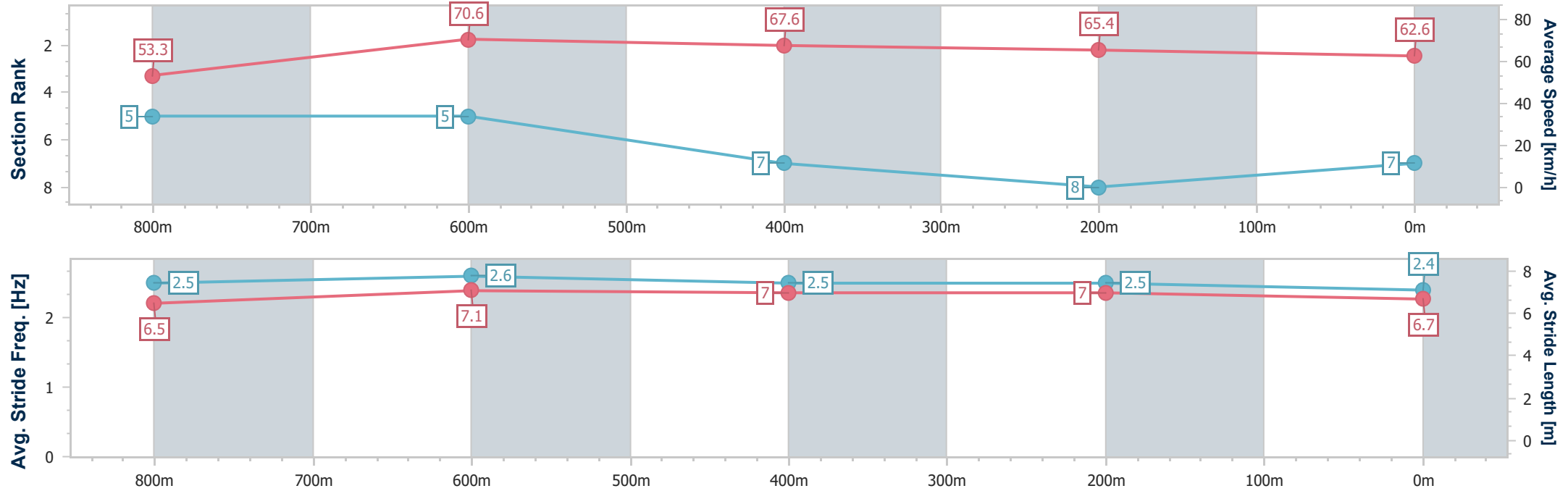
Horse/Jockey Name	Hand Grenade
Final Rank	7
Fastest Section Time (Section)	0:10.19 (800m)
Top Speed [km/h] (Section)	71.8 (800m)
Race State	Finished



TownsvilleProfessional
Race 2: LADBROKES FORM GENIUS OPEN Handicap - 1000m
03 February 2026 - 14:20
Track Rating: Soft 5, Weather: Overcast, Rail Position: +7m 1000m-
W/Post, +2m



Section	Overall	800m	600m	400m	200m									
Section Times	0:56.81 [7] (0:13.54)	0:43.27 [5] (0:10.19)	0:33.08 [5] (0:10.56)	0:22.52 [7] (0:11.01)	0:11.51 [8] (0:11.51)									
Average Speed [km/h]	53.3	70.6	67.6	65.4	62.6									
Top Speed [km/h]	70.9	71.8	69.6	66.5	64.4									
Avg. Dist. to Rail [m]	3.3	0.7	1.7	1.0	2.0									
Avg. Stride Freq. [Hz]	2.5	2.6	2.5	2.5	2.4									
Avg. Stride Length [m]	6.5	7.1	7.0	7.0	6.7									





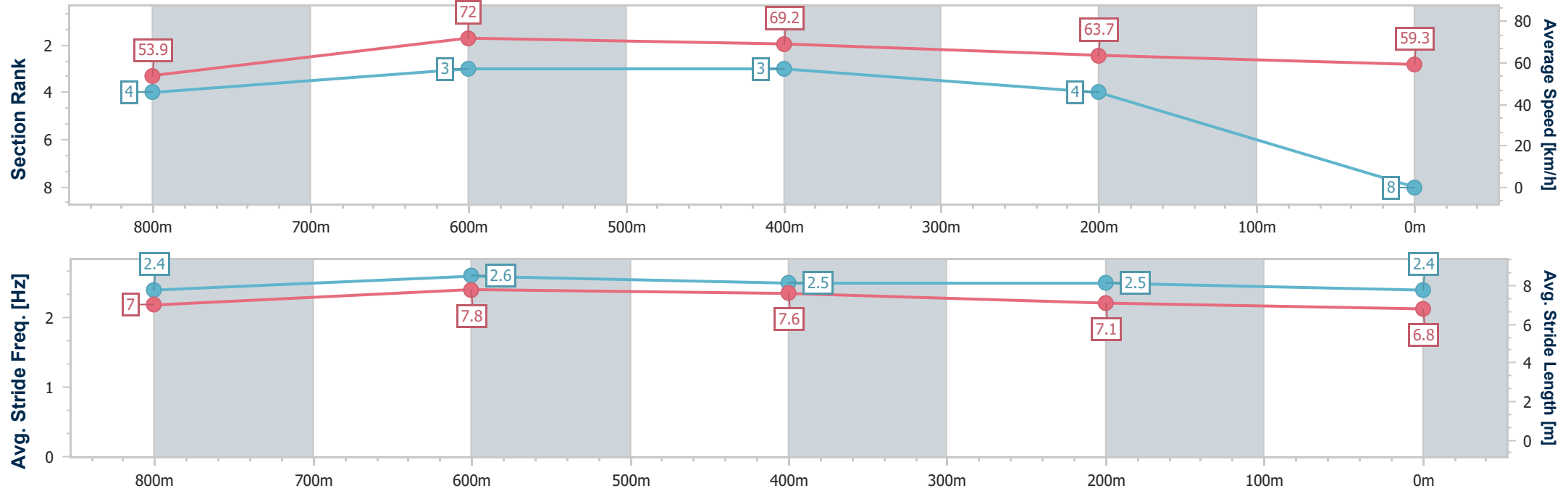
Horse/Jockey Name	Time To Prophet
Final Rank	8
Fastest Section Time (Section)	0:09.64 (800m)
Top Speed [km/h] (Section)	72.4 (Overall)
Race State	Finished



TownsvilleProfessional
Race 2: LADBROKES FORM GENIUS OPEN Handicap - 1000m
03 February 2026 - 14:20
Track Rating: Soft 5, Weather: Overcast, Rail Position: +7m 1000m-
W/Post, +2m



Section	Overall	800m	600m	400m	200m										
Section Times	0:56.88 [8] (0:13.35)	0:43.53 [4] (0:09.64)	0:33.89 [3] (0:10.38)	0:23.51 [3] (0:11.30)	0:12.21 [4] (0:12.21)										
Average Speed [km/h]	53.9	72.0	69.2	63.7	59.3										
Top Speed [km/h]	72.4	72.4	70.1	66.5	63.7										
Avg. Dist. to Rail [m]	0.4	1.0	0.4	1.1	1.2										
Avg. Stride Freq. [Hz]	2.4	2.6	2.5	2.5	2.4										
Avg. Stride Length [m]	7.0	7.8	7.6	7.1	6.8										





Townsville Professional
Race 3: GREAT NORTHERN BREWING CO QTIS Three-Year-Old
Handicap - 1000m
03 February 2026 - 14:56



Track Rating: Soft 5, Weather: Overcast, Rail Position: +7m 1000m-W/Post, +2m

Section						Overall	800m	600m	400m	200m	Last 600m		
Field Times						0:56.19 (0:12.96)	0:43.23 (0:09.95)	0:33.28 (0:10.69)	0:22.59 (0:11.06)	0:11.53 (0:11.53)	0:33.28		
Rank	TAB	Horse/Jockey	Barrier	Top Speed [km/h]	Fastest Section						Margin	Distance Travelled [m]	
1	3	BURLINGTON ARCADE	5	72.4	0:10.08	0:56.19 [1]	0:42.94 [5]	0:32.86 [6]	0:22.18 [6]	0:11.31 [3]	0:56.19	0:32.86	
		Ryan Wiggins		Overall	800m	(0:13.25)	(0:10.08)	(0:10.68)	(0:10.87)	(0:11.31)			
2	1	OLD GOLD	8	72.4	0:09.95	0:56.30 [2]	0:43.28 [2]	0:33.33 [2]	0:22.66 [2]	0:11.64 [1]	0.69L	0:33.33	+0
		Ron Stewart		Overall	800m	(0:13.02)	(0:09.95)	(0:10.67)	(0:11.02)	(0:11.64)			
3	4	FABULEAN	9	72.2	0:10.04	0:56.39 [3]	0:42.92 [7]	0:32.88 [7]	0:22.27 [7]	0:11.48 [5]	1.19L	0:32.88	+0
		Sean Cormack		Overall	800m	(0:13.47)	(0:10.04)	(0:10.61)	(0:10.79)	(0:11.48)			
4	7	MISTER TIA	2	72.4	0:09.99	0:56.59 [4]	0:43.42 [4]	0:33.43 [4]	0:22.81 [3]	0:11.71 [3]	2.39L	0:33.43	-3
		Ivo Fry		Overall	800m	(0:13.17)	(0:09.99)	(0:10.62)	(0:11.10)	(0:11.71)			
5	5	CAROHVIC	7	72.4	0:10.03	0:56.59 [5]	0:43.33 [6]	0:33.30 [5]	0:22.65 [5]	0:11.64 [6]	2.39L	0:33.30	+4
		Graham Kliese		800m	800m	(0:13.26)	(0:10.03)	(0:10.65)	(0:11.01)	(0:11.64)			
6	6	GOLD CLASSIC	6	72.4	0:09.95	0:57.00 [6]	0:44.04 [1]	0:34.09 [1]	0:23.40 [1]	0:12.19 [2]	4.77L	0:34.09	+0
		Nathan Thomas		Overall	800m	(0:12.96)	(0:09.95)	(0:10.69)	(0:11.21)	(0:12.19)			
7	9	PROPERLEIGH	3	72.4	0:10.01	0:57.10 [7]	0:44.06 [3]	0:34.05 [3]	0:23.29 [4]	0:12.14 [7]	5.41L	0:34.05	+2
		Shane McGovern		Overall	800m	(0:13.04)	(0:10.01)	(0:10.76)	(0:11.15)	(0:12.14)			
8	2	NOSEY NEO	1	67.7	0:10.96	0:59.11 [8]	0:45.21 [9]	0:34.23 [9]	0:23.27 [9]	0:11.88 [9]	17.22L	0:34.23	-3
		Fiona Sandkuhl		800m	600m	(0:13.90)	(0:10.98)	(0:10.96)	(0:11.39)	(0:11.88)			
9	8	STANDARD GLADIATOR	4	70.5	0:10.40	0:59.16 [9]	0:45.54 [8]	0:35.14 [8]	0:24.04 [8]	0:12.30 [8]	17.47L	0:35.14	-4
		Lacey Morrison		Overall	800m	(0:13.62)	(0:10.40)	(0:11.10)	(0:11.74)	(0:12.30)			

Scratched: Who Asked Zou (#10)



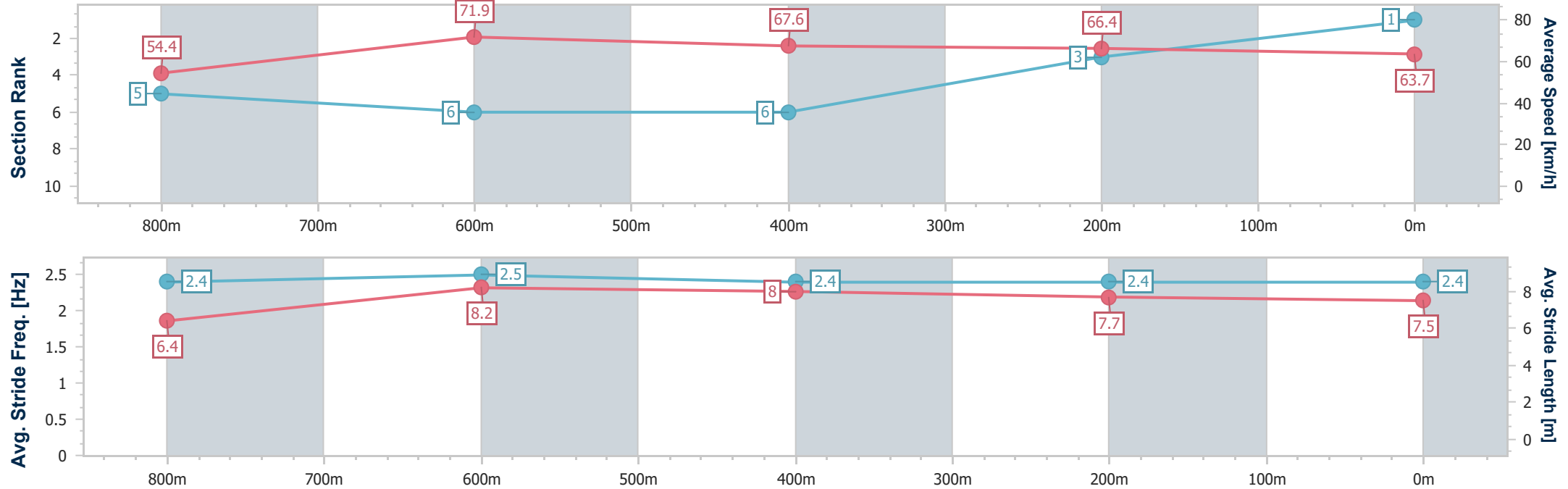
Horse/Jockey Name	Burlington Arcade
Final Rank	1
Fastest Section Time (Section)	0:10.08 (800m)
Top Speed [km/h] (Section)	72.4 (Overall)
Race State	Finished



TownsvilleProfessional
Race 3: GREAT NORTHERN BREWING CO QTIS Three-Year-
Old Handicap - 1000m
03 February 2026 - 14:56
Track Rating: Soft 5, Weather: Overcast, Rail Position: +7m 1000m-
W/Post, +2m



Section	Overall	800m	600m	400m	200m										
Section Times	0:56.19 [1] (0:13.25)	0:42.94 [5] (0:10.08)	0:32.86 [6] (0:10.68)	0:22.18 [6] (0:10.87)	0:11.31 [3] (0:11.31)										
Average Speed [km/h]	54.4	71.9	67.6	66.4	63.7										
Top Speed [km/h]	72.4	72.4	71.9	67.7	66.1										
Avg. Dist. to Rail [m]	3.9	1.8	0.7	2.5	5.0										
Avg. Stride Freq. [Hz]	2.4	2.5	2.4	2.4	2.4										
Avg. Stride Length [m]	6.4	8.2	8.0	7.7	7.5										





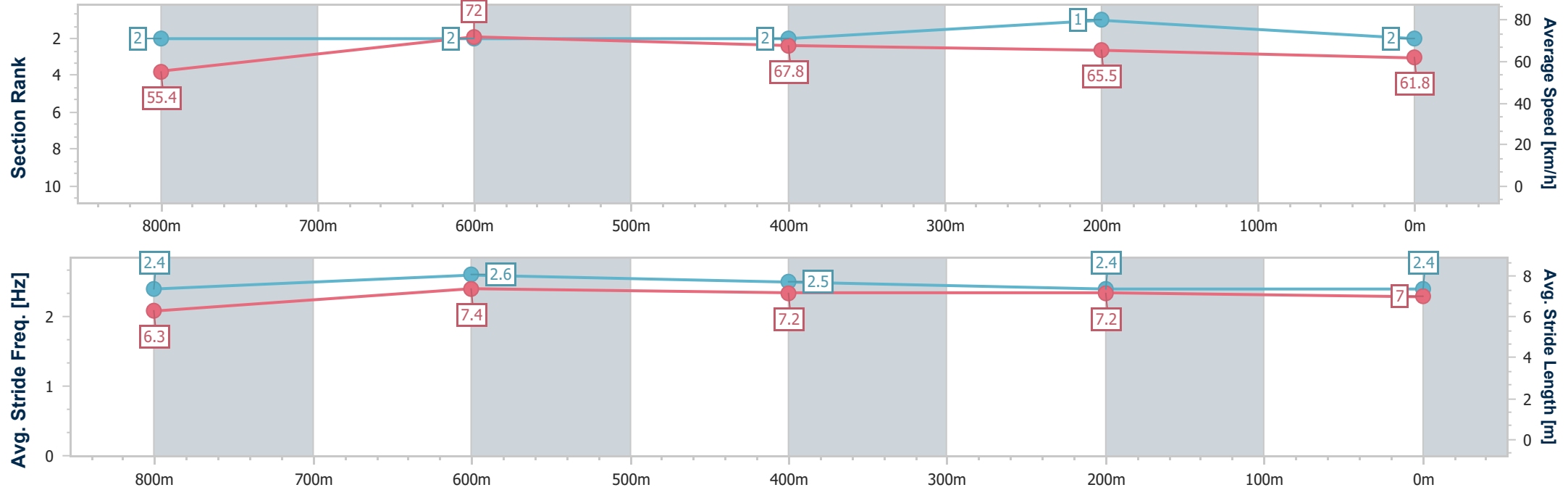
Horse/Jockey Name	Old Gold
Final Rank	2
Fastest Section Time (Section)	0:09.95 (800m)
Top Speed [km/h] (Section)	72.4 (Overall)
Race State	Finished



TownsvilleProfessional
Race 3: GREAT NORTHERN BREWING CO QTIS Three-Year-
Old Handicap - 1000m
03 February 2026 - 14:56
Track Rating: Soft 5, Weather: Overcast, Rail Position: +7m 1000m-
W/Post, +2m



Section	Overall	800m	600m	400m	200m										
Section Times	0:56.30 [2] (0:13.02)	0:43.28 [2] (0:09.95)	0:33.33 [2] (0:10.67)	0:22.66 [2] (0:11.02)	0:11.64 [1] (0:11.64)										
Average Speed [km/h]	55.4	72.0	67.8	65.5	61.8										
Top Speed [km/h]	72.4	72.4	70.4	66.1	64.2										
Avg. Dist. to Rail [m]	7.9	1.8	0.9	1.8	1.7										
Avg. Stride Freq. [Hz]	2.4	2.6	2.5	2.4	2.4										
Avg. Stride Length [m]	6.3	7.4	7.2	7.2	7.0										



- [] Ranking at each section and finish
- .-.- No data available at this section
- NA No data available



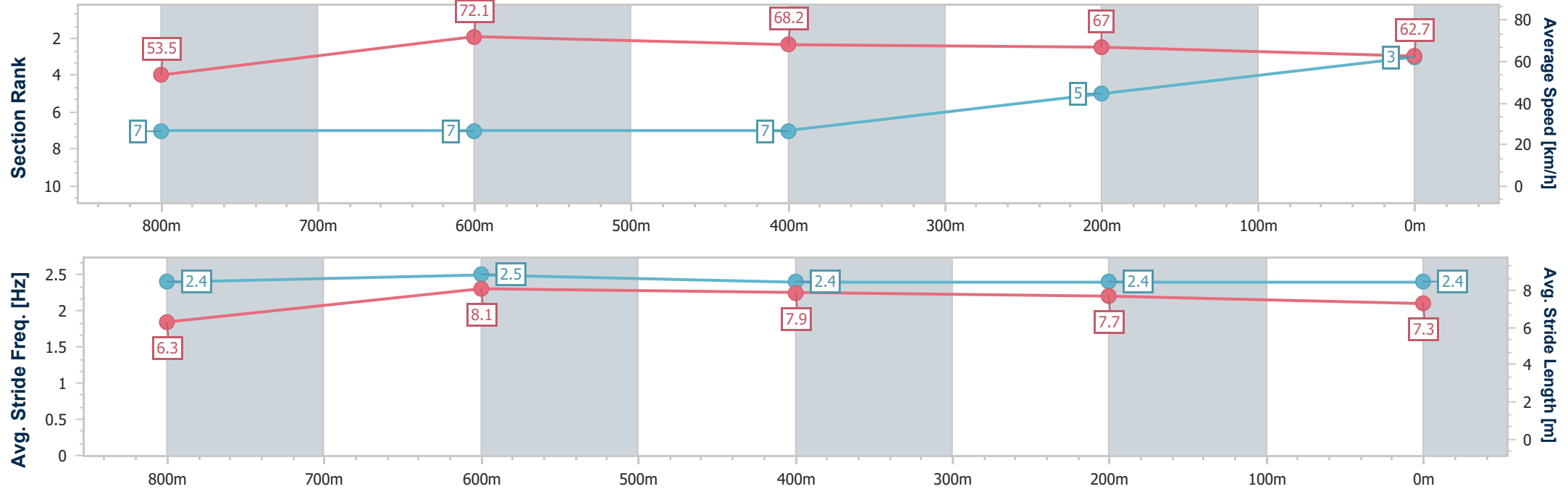
Horse/Jockey Name	Fabulean
Final Rank	3
Fastest Section Time (Section)	0:10.04 (800m)
Top Speed [km/h] (Section)	72.2 (Overall)
Race State	Finished



TownsvilleProfessional
Race 3: GREAT NORTHERN BREWING CO QTIS Three-Year-
Old Handicap - 1000m
03 February 2026 - 14:56
Track Rating: Soft 5, Weather: Overcast, Rail Position: +7m 1000m-
W/Post, +2m



Section	Overall	800m	600m	400m	200m										
Section Times	0:56.39 [3] (0:13.47)	0:42.92 [7] (0:10.04)	0:32.88 [7] (0:10.61)	0:22.27 [7] (0:10.79)	0:11.48 [5] (0:11.48)										
Average Speed [km/h]	53.5	72.1	68.2	67.0	62.7										
Top Speed [km/h]	72.2	72.0	71.6	67.7	66.2										
Avg. Dist. to Rail [m]	5.7	1.9	1.1	3.4	5.2										
Avg. Stride Freq. [Hz]	2.4	2.5	2.4	2.4	2.4										
Avg. Stride Length [m]	6.3	8.1	7.9	7.7	7.3										



- [] Ranking at each section and finish
- .-.- No data available at this section
- NA No data available



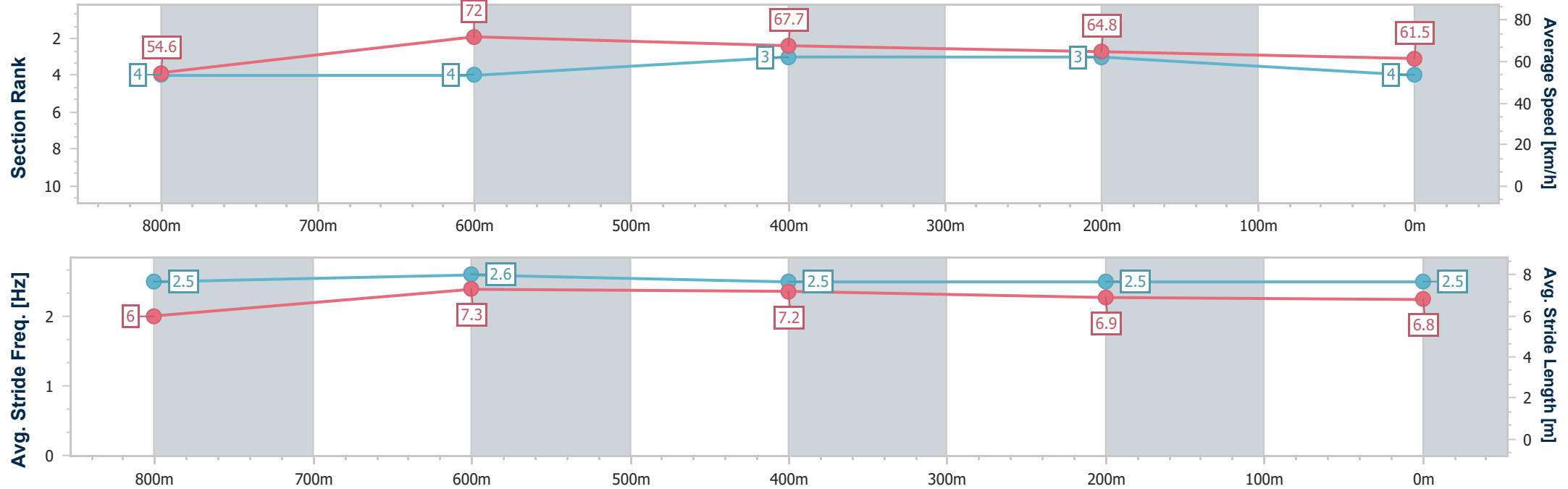
Horse/Jockey Name	Mister Tia
Final Rank	4
Fastest Section Time (Section)	0:09.99 (800m)
Top Speed [km/h] (Section)	72.4 (Overall)
Race State	Finished



TownsvilleProfessional
Race 3: GREAT NORTHERN BREWING CO QTIS Three-Year-
Old Handicap - 1000m
03 February 2026 - 14:56
Track Rating: Soft 5, Weather: Overcast, Rail Position: +7m 1000m-
W/Post, +2m



Section	Overall	800m	600m	400m	200m										
Section Times	0:56.59 [4] (0:13.17)	0:43.42 [4] (0:09.99)	0:33.43 [4] (0:10.62)	0:22.81 [3] (0:11.10)	0:11.71 [3] (0:11.71)										
Average Speed [km/h]	54.6	72.0	67.7	64.8	61.5										
Top Speed [km/h]	72.4	72.4	70.7	65.7	63.9										
Avg. Dist. to Rail [m]	2.6	0.6	0.4	0.7	1.8										
Avg. Stride Freq. [Hz]	2.5	2.6	2.5	2.5	2.5										
Avg. Stride Length [m]	6.0	7.3	7.2	6.9	6.8										



- [] Ranking at each section and finish
- .-.- No data available at this section
- NA No data available



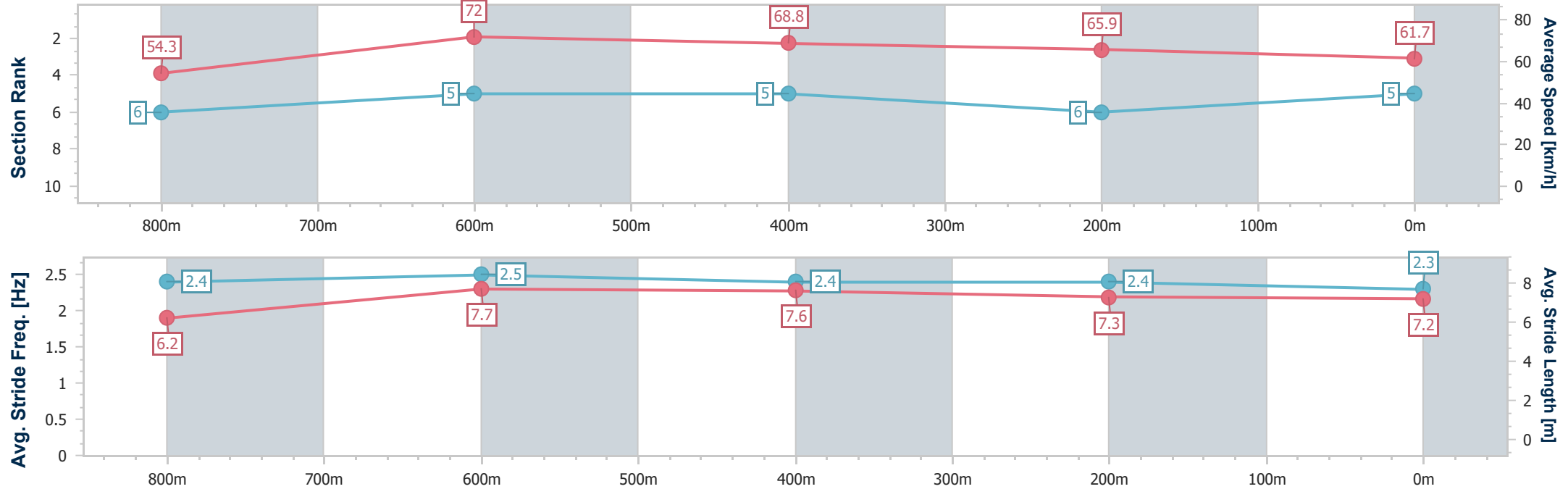
Horse/Jockey Name	Carohvic
Final Rank	5
Fastest Section Time (Section)	0:10.03 (800m)
Top Speed [km/h] (Section)	72.4 (800m)
Race State	Finished



TownsvilleProfessional
Race 3: GREAT NORTHERN BREWING CO QTIS Three-Year-
Old Handicap - 1000m
03 February 2026 - 14:56
Track Rating: Soft 5, Weather: Overcast, Rail Position: +7m 1000m-
W/Post, +2m



Section	Overall	800m	600m	400m	200m										
Section Times	0:56.59 [5] (0:13.26)	0:43.33 [6] (0:10.03)	0:33.30 [5] (0:10.65)	0:22.65 [5] (0:11.01)	0:11.64 [6] (0:11.64)										
Average Speed [km/h]	54.3	72.0	68.8	65.9	61.7										
Top Speed [km/h]	69.5	72.4	71.7	67.3	64.6										
Avg. Dist. to Rail [m]	6.5	3.3	3.5	5.8	8.8										
Avg. Stride Freq. [Hz]	2.4	2.5	2.4	2.4	2.3										
Avg. Stride Length [m]	6.2	7.7	7.6	7.3	7.2										





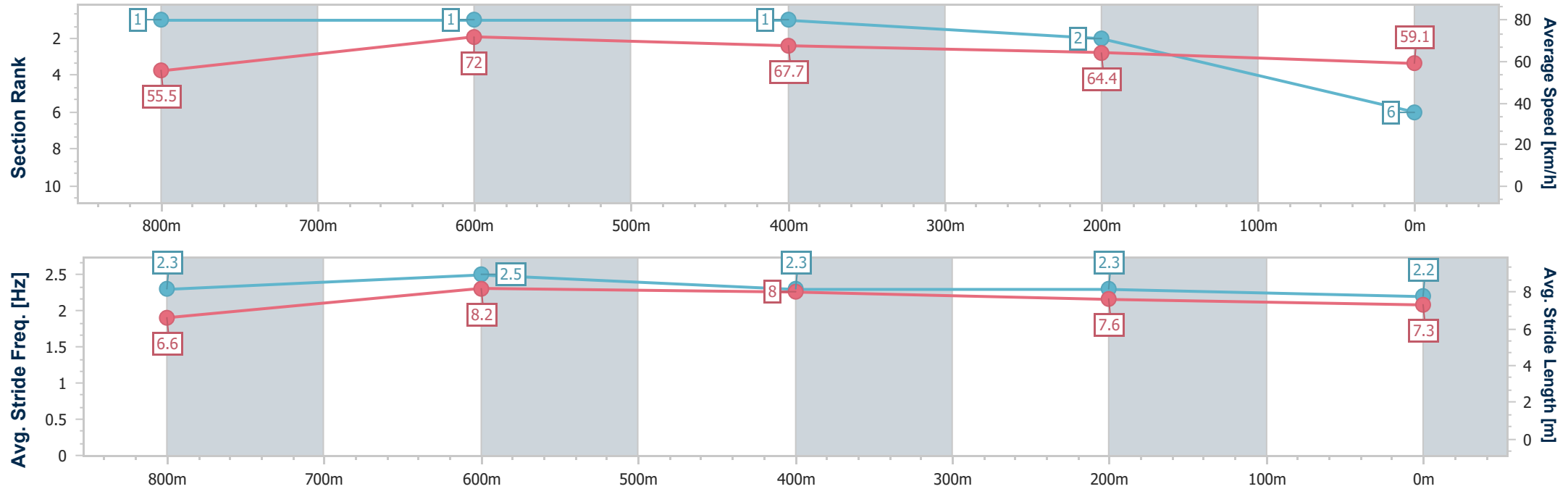
Horse/Jockey Name	Gold Classic
Final Rank	6
Fastest Section Time (Section)	0:09.95 (800m)
Top Speed [km/h] (Section)	72.4 (Overall)
Race State	Finished



TownsvilleProfessional
Race 3: GREAT NORTHERN BREWING CO QTIS Three-Year-
Old Handicap - 1000m
03 February 2026 - 14:56
Track Rating: Soft 5, Weather: Overcast, Rail Position: +7m 1000m-
W/Post, +2m



Section	Overall	800m	600m	400m	200m									
Section Times	0:57.00 [6] (0:12.96)	0:44.04 [1] (0:09.95)	0:34.09 [1] (0:10.69)	0:23.40 [1] (0:11.21)	0:12.19 [2] (0:12.19)									
Average Speed [km/h]	55.5	72.0	67.7	64.4	59.1									
Top Speed [km/h]	72.4	72.4	70.6	66.1	62.6									
Avg. Dist. to Rail [m]	7.1	2.4	1.0	1.3	1.4									
Avg. Stride Freq. [Hz]	2.3	2.5	2.3	2.3	2.2									
Avg. Stride Length [m]	6.6	8.2	8.0	7.6	7.3									



[] Ranking at each section and finish
-.-.- No data available at this section
NA No data available



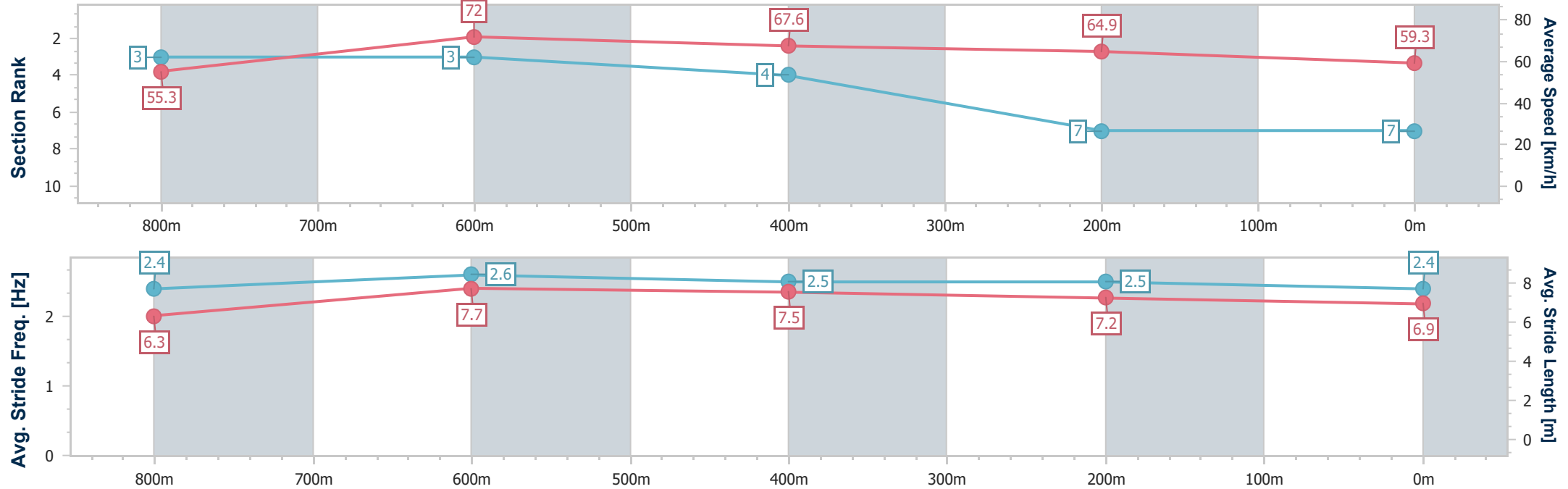
Horse/Jockey Name	Properleigh
Final Rank	7
Fastest Section Time (Section)	0:10.01 (800m)
Top Speed [km/h] (Section)	72.4 (Overall)
Race State	Finished



TownsvilleProfessional
Race 3: GREAT NORTHERN BREWING CO QTIS Three-Year-
Old Handicap - 1000m
03 February 2026 - 14:56
Track Rating: Soft 5, Weather: Overcast, Rail Position: +7m 1000m-
W/Post, +2m



Section	Overall	800m	600m	400m	200m								
Section Times	0:57.10 [7] (0:13.04)	0:44.06 [3] (0:10.01)	0:34.05 [3] (0:10.76)	0:23.29 [4] (0:11.15)	0:12.14 [7] (0:12.14)								
Average Speed [km/h]	55.3	72.0	67.6	64.9	59.3								
Top Speed [km/h]	72.4	72.4	70.5	66.4	62.7								
Avg. Dist. to Rail [m]	4.1	2.1	2.1	3.1	2.9								
Avg. Stride Freq. [Hz]	2.4	2.6	2.5	2.5	2.4								
Avg. Stride Length [m]	6.3	7.7	7.5	7.2	6.9								



- [] Ranking at each section and finish
- .-.- No data available at this section
- NA No data available



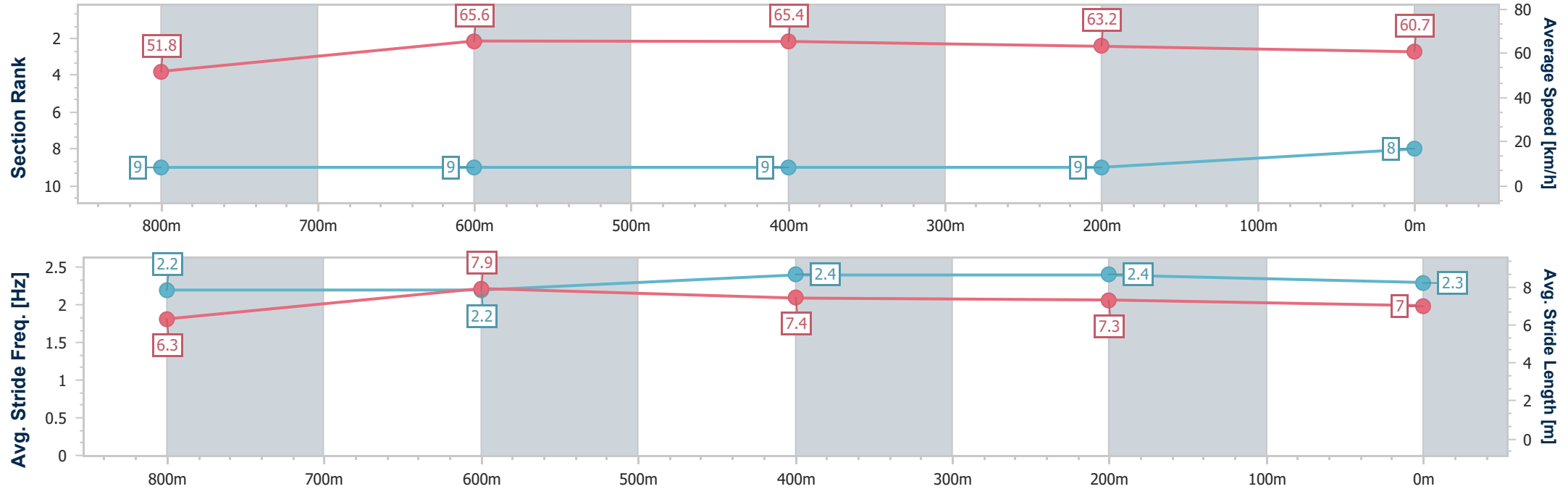
Horse/Jockey Name	Nosey Neo
Final Rank	8
Fastest Section Time (Section)	0:10.96 (600m)
Top Speed [km/h] (Section)	67.7 (800m)
Race State	Finished



TownsvilleProfessional
Race 3: GREAT NORTHERN BREWING CO QTIS Three-Year-
Old Handicap - 1000m
03 February 2026 - 14:56
Track Rating: Soft 5, Weather: Overcast, Rail Position: +7m 1000m-
W/Post, +2m



Section	Overall	800m	600m	400m	200m								
Section Times	0:59.11 [8] (0:13.90)	0:45.21 [9] (0:10.98)	0:34.23 [9] (0:10.96)	0:23.27 [9] (0:11.39)	0:11.88 [9] (0:11.88)								
Average Speed [km/h]	51.8	65.6	65.4	63.2	60.7								
Top Speed [km/h]	64.6	67.7	67.7	64.5	62.4								
Avg. Dist. to Rail [m]	1.1	1.0	0.8	1.1	3.1								
Avg. Stride Freq. [Hz]	2.2	2.2	2.4	2.4	2.3								
Avg. Stride Length [m]	6.3	7.9	7.4	7.3	7.0								



- [] Ranking at each section and finish
- .-.- No data available at this section
- NA No data available



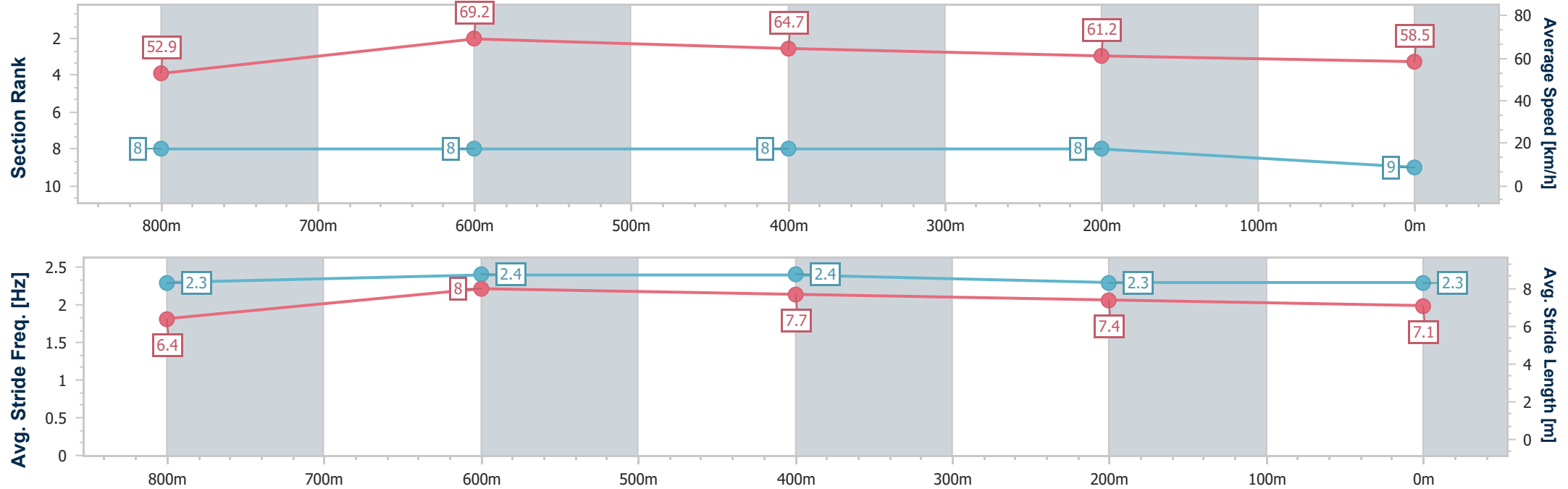
Horse/Jockey Name	Standard Gladiator
Final Rank	9
Fastest Section Time (Section)	0:10.40 (800m)
Top Speed [km/h] (Section)	70.5 (Overall)
Race State	Finished



TownsvilleProfessional
Race 3: GREAT NORTHERN BREWING CO QTIS Three-Year-
Old Handicap - 1000m
03 February 2026 - 14:56
Track Rating: Soft 5, Weather: Overcast, Rail Position: +7m 1000m-
W/Post, +2m



Section	Overall	800m	600m	400m	200m										
Section Times	0:59.16 [9] (0:13.62)	0:45.54 [8] (0:10.40)	0:35.14 [8] (0:11.10)	0:24.04 [8] (0:11.74)	0:12.30 [8] (0:12.30)										
Average Speed [km/h]	52.9	69.2	64.7	61.2	58.5										
Top Speed [km/h]	70.5	70.4	67.7	62.3	60.5										
Avg. Dist. to Rail [m]	3.0	0.6	0.8	0.9	2.3										
Avg. Stride Freq. [Hz]	2.3	2.4	2.4	2.3	2.3										
Avg. Stride Length [m]	6.4	8.0	7.7	7.4	7.1										





TownsvilleProfessional
Race 4: MAGIC MILLIONS YEARLING SALES ON MARCH 12-13 Maiden
Plate - 1400m
03 February 2026 - 15:35



Track Rating: Soft 5, Weather: Overcast, Rail Position: +7m 1000m-W/Post, +2m

Section						Overall	1200m	1000m	800m	600m	400m	Last 600m	
Field Times						1:23.86 (0:14.41)	1:09.45 (0:10.37)	0:59.08 (0:11.10)	0:47.98 (0:11.64)	0:36.34 (0:11.88)	0:24.46 (0:11.83)	0:36.34	
Rank	TAB	Horse/Jockey	Barrier	Top Speed [km/h]	Fastest Section								Distance Travelled [m]
1	10	VOUCHERS	8	69.5	0:10.44	1:23.86 [1]	1:09.20 [5]	0:58.76 [3]	0:47.59 [4]	0:36.06 [4]	0:24.35 [2]	0:36.06	
		Ryan Wiggins		1200m	1200m	(0:14.66)	(0:10.44)	(0:11.17)	(0:11.53)	(0:11.71)	(0:11.72)		
2	1	MARCH MADNESS	11	67.0	0:10.79	1:23.92 [2]	1:08.69 [9]	0:57.90 [11]	0:46.77 [11]	0:35.35 [10]	0:23.70 [11]	0:35.35	+4
		Wanderson D'Avila		1200m	1200m	(0:15.23)	(0:10.79)	(0:11.13)	(0:11.42)	(0:11.65)	(0:11.77)		
3	7	MR SUGAR DADDY	3	68.2	0:10.66	1:23.95 [3]	1:09.38 [3]	0:58.72 [5]	0:47.50 [5]	0:35.98 [5]	0:24.18 [5]	0:35.98	+2
		Nathan Thomas		1200m	1200m	(0:14.57)	(0:10.66)	(0:11.22)	(0:11.52)	(0:11.80)	(0:11.86)		
4	13	NEXT STOP JUPITER	9	70.3	0:10.37	1:24.04 [4]	1:09.63 [1]	0:59.26 [1]	0:48.16 [1]	0:36.52 [1]	0:24.64 [1]	0:36.52	-2
		Lacey Morrison		1200m	1200m	(0:14.41)	(0:10.37)	(0:11.10)	(0:11.64)	(0:11.88)	(0:11.87)		
5	2	SMOKIN REELS	1	69.4	0:10.43	1:24.41 [5]	1:09.71 [6]	0:59.28 [4]	0:48.22 [3]	0:36.61 [3]	0:24.82 [4]	0:36.61	-2
		Sean Cormack		1200m	1200m	(0:14.70)	(0:10.43)	(0:11.06)	(0:11.61)	(0:11.79)	(0:12.02)		
6	12	MISS COMANECI	5	70.1	0:10.51	1:24.58 [6]	1:09.17 [11]	0:58.66 [9]	0:47.51 [10]	0:35.97 [11]	0:24.46 [10]	0:35.97	-3
		Adam Sewell		1200m	1200m	(0:15.41)	(0:10.51)	(0:11.15)	(0:11.54)	(0:11.51)	(0:11.80)		
7	4	AIRWAVES	10	68.7	0:10.79	1:24.60 [7]	1:09.97 [4]	0:59.18 [6]	0:48.00 [6]	0:36.45 [6]	0:24.51 [9]	0:36.45	+6
		Aidan Holt		Overall	1200m	(0:14.63)	(0:10.79)	(0:11.18)	(0:11.55)	(0:11.94)	(0:11.82)		
8	6	MR OREO	12	68.1	0:10.70	1:24.80 [8]	1:09.56 [10]	0:58.86 [10]	0:47.81 [9]	0:36.47 [9]	0:24.77 [7]	0:36.47	+1
		Olivia Kendal		1200m	1200m	(0:15.24)	(0:10.70)	(0:11.05)	(0:11.34)	(0:11.70)	(0:11.94)		
9	3	THE GENERAL TALKS	7	67.9	0:10.77	1:24.87 [9]	1:08.89 [13]	0:58.12 [13]	0:47.15 [13]	0:35.94 [12]	0:24.55 [12]	0:35.94	-1
		Amanda Thomson		1200m	1200m	(0:15.98)	(0:10.77)	(0:10.97)	(0:11.21)	(0:11.39)	(0:11.94)		
10	5	BUSH ETIQUETTE	6	68.0	0:10.70	1:25.20 [10]	1:10.29 [8]	0:59.59 [8]	0:48.39 [7]	0:36.88 [8]	0:25.18 [6]	0:36.88	-1
		Graham Kliese		1200m	1200m	(0:14.91)	(0:10.70)	(0:11.20)	(0:11.51)	(0:11.70)	(0:12.19)		

Scratched: Volare (#16), I Swim I Win (#14), Streamelot (#15)



Townsville Professional
Race 4: MAGIC MILLIONS YEARLING SALES ON MARCH 12-13 Maiden
Plate - 1400m
03 February 2026 - 15:35



Track Rating: Soft 5, Weather: Overcast, Rail Position: +7m 1000m-W/Post, +2m

Section						Overall	1200m	1000m	800m	600m	400m	Last 600m	
Field Times						1:23.86 (0:14.41)	1:09.45 (0:10.37)	0:59.08 (0:11.10)	0:47.98 (0:11.64)	0:36.34 (0:11.88)	0:24.46 (0:11.83)	0:36.34	
Rank	TAB	Horse/Jockey	Barrier	Top Speed [km/h]	Fastest Section							Distance Travelled [m]	
11	8	NOTFORTHEMONEY	13	70.5	0:10.36	1:26.05 [11]	1:11.55 [2]	1:01.19 [2]	0:50.02 [2]	0:38.38 [2]	0:26.47 [3]	0:38.38	+0
		Ron Stewart		1200m	1200m	(0:14.50)	(0:10.36)	(0:11.17)	(0:11.64)	(0:11.91)	(0:12.54)		
12	11	JUST FOR LOVE	4	68.4	0:10.65	1:28.20 [12]	1:13.35 [7]	1:02.70 [7]	0:51.39 [8]	0:39.96 [7]	0:28.16 [8]	0:39.96	-7
		Denicious Smith		1200m	1200m	(0:14.85)	(0:10.65)	(0:11.31)	(0:11.43)	(0:11.80)	(0:13.15)		
13	9	RED CITY SUN	2	68.4	0:10.77	1:29.34 [13]	1:13.50 [12]	1:02.73 [12]	0:51.72 [12]	0:40.29 [13]	0:28.57 [13]	0:40.29	-5
		Ivo Fry		1200m	1200m	(0:15.84)	(0:10.77)	(0:11.01)	(0:11.43)	(0:11.72)	(0:13.00)		

Scratched: Volare (#16), I Swim I Win (#14), Streamelot (#15)



Townsville Professional
Race 4: MAGIC MILLIONS YEARLING SALES ON MARCH 12-13 Maiden
Plate - 1400m
03 February 2026 - 15:35



Track Rating: Soft 5, Weather: Overcast, Rail Position: +7m 1000m-W/Post, +2m

Section		200m					Last 600m		
Field Times		0:12.63 (0:12.63)					0:36.34		
Rank	TAB	Horse/Jockey	Barrier	Top Speed [km/h]	Fastest Section	Margin		Distance Travelled [m]	
1	10	VOUCHERS	8	69.5	0:10.44	0:12.63 [1]	1:23.86	0:36.06	
		Ryan Wiggins		1200m	1200m	(0:12.63)			
2	1	MARCH MADNESS	11	67.0	0:10.79	0:11.93 [8]	0.37L	0:35.35	+4
		Wanderson D'Avila		1200m	1200m	(0:11.93)			
3	7	MR SUGAR DADDY	3	68.2	0:10.66	0:12.32 [4]	0.55L	0:35.98	+2
		Nathan Thomas		1200m	1200m	(0:12.32)			
4	13	NEXT STOP JUPITER	9	70.3	0:10.37	0:12.77 [2]	1.04L	0:36.52	-2
		Lacey Morrison		1200m	1200m	(0:12.77)			
5	2	SMOKIN REELS	1	69.4	0:10.43	0:12.80 [3]	3.3L	0:36.61	-2
		Sean Cormack		1200m	1200m	(0:12.80)			
6	12	MISS COMANECI	5	70.1	0:10.51	0:12.66 [6]	4.28L	0:35.97	-3
		Adam Sewell		1200m	1200m	(0:12.66)			
7	4	AIRWAVES	10	68.7	0:10.79	0:12.69 [5]	4.37L	0:36.45	+6
		Aidan Holt		Overall	1200m	(0:12.69)			
8	6	MR OREO	12	68.1	0:10.70	0:12.83 [7]	5.54L	0:36.47	+1
		Olivia Kendal		1200m	1200m	(0:12.83)			
9	3	THE GENERAL TALKS	7	67.9	0:10.77	0:12.61 [11]	5.94L	0:35.94	-1
		Amanda Thomson		1200m	1200m	(0:12.61)			
10	5	BUSH ETIQUETTE	6	68.0	0:10.70	0:12.99 [10]	7.96L	0:36.88	-1
		Graham Kliese		1200m	1200m	(0:12.99)			

Scratched: Volare (#16), I Swim I Win (#14), Streamelot (#15)



Townsville Professional
Race 4: MAGIC MILLIONS YEARLING SALES ON MARCH 12-13 Maiden
Plate - 1400m
03 February 2026 - 15:35



Track Rating: Soft 5, Weather: Overcast, Rail Position: +7m 1000m-W/Post, +2m

Section		200m						Last 600m	
Field Times		0:12.63 (0:12.63)						0:36.34	
Rank	TAB	Horse/Jockey	Barrier	Top Speed [km/h]	Fastest Section	Margin		Distance Travelled [m]	
11	8	NOTFORTHEMONEY	13	70.5	0:10.36	0:13.93 [9]	12.96L	0:38.38	+0
		Ron Stewart		1200m	1200m	(0:13.93)			
12	11	JUST FOR LOVE	4	68.4	0:10.65	0:15.01 [12]	25.51L	0:39.96	-7
		Denicious Smith		1200m	1200m	(0:15.01)			
13	9	RED CITY SUN	2	68.4	0:10.77	0:15.57 [13]	32.25L	0:40.29	-5
		Ivo Fry		1200m	1200m	(0:15.57)			

Scratched: Volare (#16), I Swim I Win (#14), Streamelot (#15)



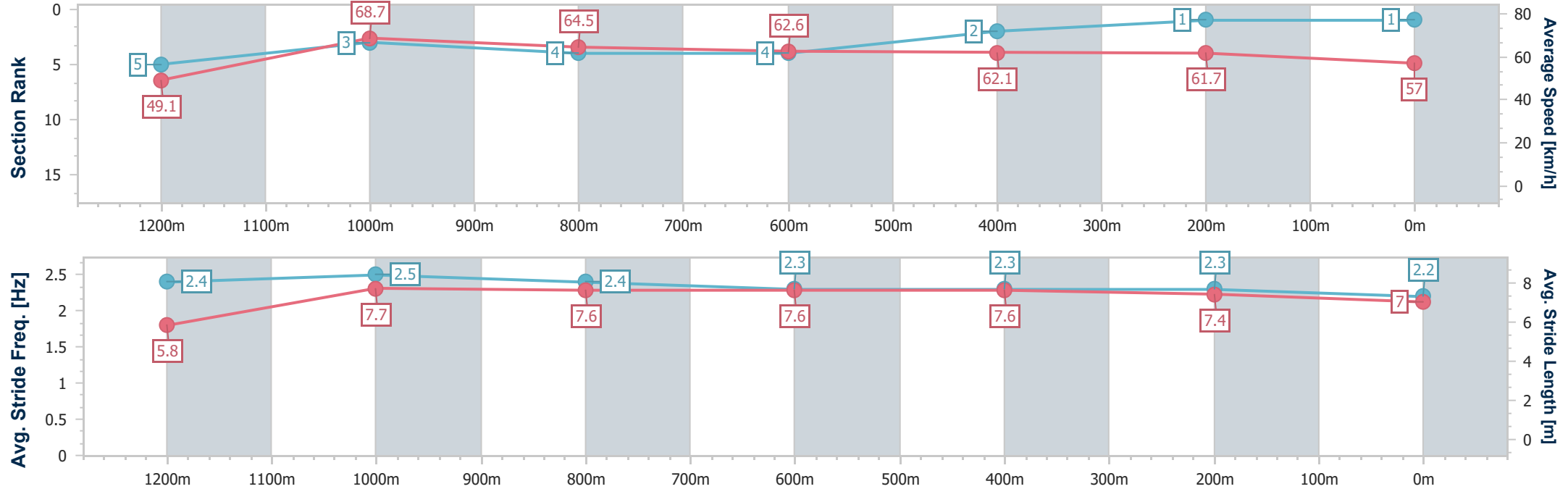
Horse/Jockey Name	Vouchers
Final Rank	1
Fastest Section Time (Section)	0:10.44 (1200m)
Top Speed [km/h] (Section)	69.5 (1200m)
Race State	Finished



TownsvilleProfessional
Race 4: MAGIC MILLIONS YEARLING SALES ON MARCH 12-13
Maiden Plate - 1400m
03 February 2026 - 15:35
Track Rating: Soft 5, Weather: Overcast, Rail Position: +7m 1000m-
W/Post, +2m



Section	Overall	1200m	1000m	800m	600m	400m	200m						
Section Times	1:23.86 [1] (0:14.66)	1:09.20 [5] (0:10.44)	0:58.76 [3] (0:11.17)	0:47.59 [4] (0:11.53)	0:36.06 [4] (0:11.71)	0:24.35 [2] (0:11.72)	0:12.63 [1] (0:12.63)						
Average Speed [km/h]	49.1	68.7	64.5	62.6	62.1	61.7	57.0						
Top Speed [km/h]	68.6	69.5	66.8	63.9	63.4	63.5	60.5						
Avg. Dist. to Rail [m]	7.1	1.9	1.3	0.4	1.9	2.9	2.2						
Avg. Stride Freq. [Hz]	2.4	2.5	2.4	2.3	2.3	2.3	2.2						
Avg. Stride Length [m]	5.8	7.7	7.6	7.6	7.6	7.4	7.0						





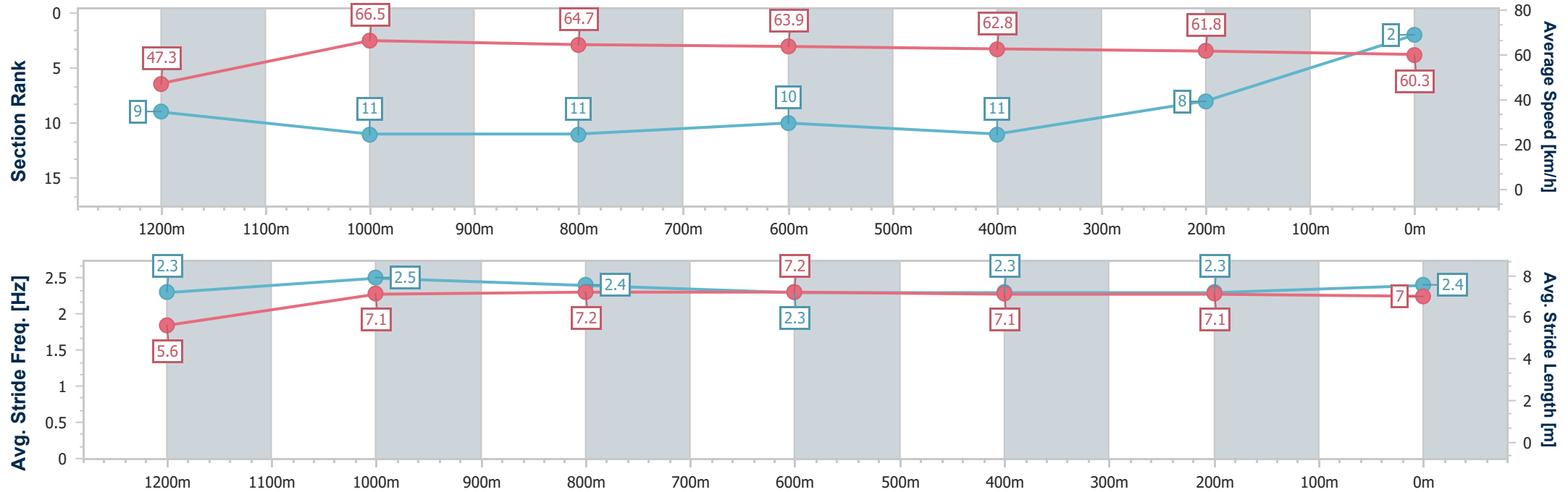
Horse/Jockey Name	March Madness
Final Rank	2
Fastest Section Time (Section)	0:10.79 (1200m)
Top Speed [km/h] (Section)	67.0 (1200m)
Race State	Finished



TownsvilleProfessional
Race 4: MAGIC MILLIONS YEARLING SALES ON MARCH 12-13
Maiden Plate - 1400m
03 February 2026 - 15:35
Track Rating: Soft 5, Weather: Overcast, Rail Position: +7m 1000m-
W/Post, +2m



Section	Overall	1200m	1000m	800m	600m	400m	200m						
Section Times	1:23.92 [2] (0:15.23)	1:08.69 [9] (0:10.79)	0:57.90 [11] (0:11.13)	0:46.77 [11] (0:11.42)	0:35.35 [10] (0:11.65)	0:23.70 [11] (0:11.77)	0:11.93 [8] (0:11.93)						
Average Speed [km/h]	47.3	66.5	64.7	63.9	62.8	61.8	60.3						
Top Speed [km/h]	65.8	67.0	66.2	65.1	64.7	62.1	62.1						
Avg. Dist. to Rail [m]	10.2	2.0	2.0	2.5	3.8	5.2	7.1						
Avg. Stride Freq. [Hz]	2.3	2.5	2.4	2.3	2.3	2.3	2.4						
Avg. Stride Length [m]	5.6	7.1	7.2	7.2	7.1	7.1	7.0						



- [] Ranking at each section and finish
- .-.- No data available at this section
- NA No data available



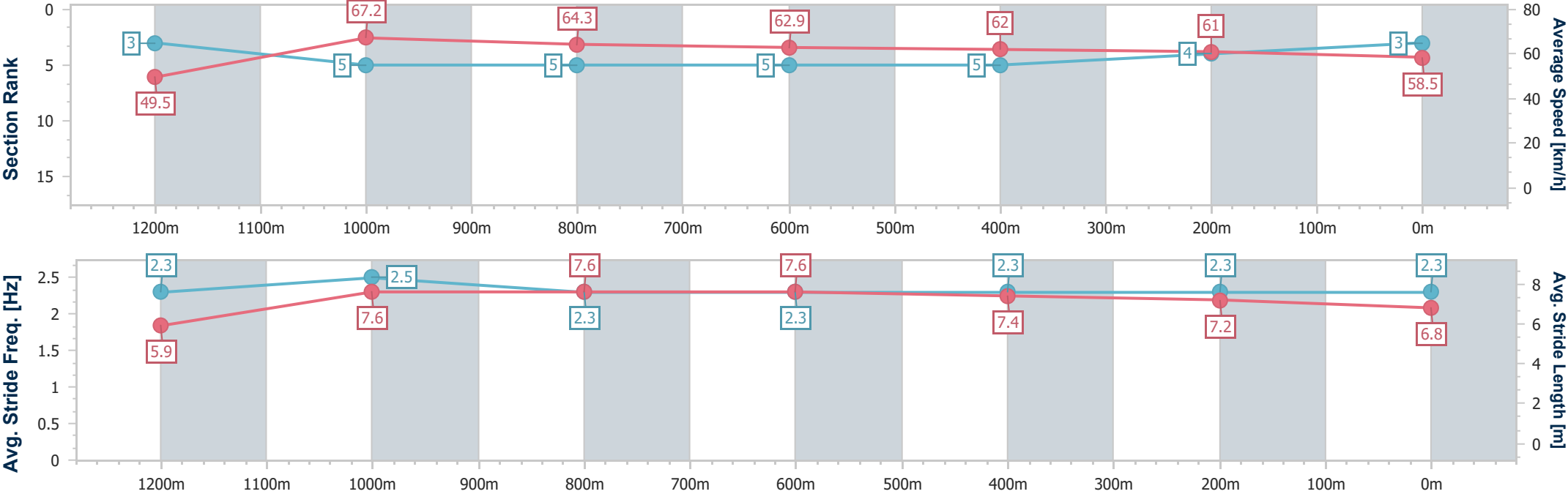
Horse/Jockey Name	Mr Sugar Daddy
Final Rank	3
Fastest Section Time (Section)	0:10.66 (1200m)
Top Speed [km/h] (Section)	68.2 (1200m)
Race State	Finished



TownsvilleProfessional
Race 4: MAGIC MILLIONS YEARLING SALES ON MARCH 12-13
Maiden Plate - 1400m
03 February 2026 - 15:35
Track Rating: Soft 5, Weather: Overcast, Rail Position: +7m 1000m-
W/Post, +2m



Section	Overall	1200m	1000m	800m	600m	400m	200m						
Section Times	1:23.95 [3] (0:14.57)	1:09.38 [3] (0:10.66)	0:58.72 [5] (0:11.22)	0:47.50 [5] (0:11.52)	0:35.98 [5] (0:11.80)	0:24.18 [5] (0:11.86)	0:12.32 [4] (0:12.32)						
Average Speed [km/h]	49.5	67.2	64.3	62.9	62.0	61.0	58.5						
Top Speed [km/h]	67.7	68.2	66.3	63.9	63.0	62.1	62.2						
Avg. Dist. to Rail [m]	4.8	1.7	1.6	1.5	3.1	4.1	4.0						
Avg. Stride Freq. [Hz]	2.3	2.5	2.3	2.3	2.3	2.3	2.3						
Avg. Stride Length [m]	5.9	7.6	7.6	7.6	7.4	7.2	6.8						





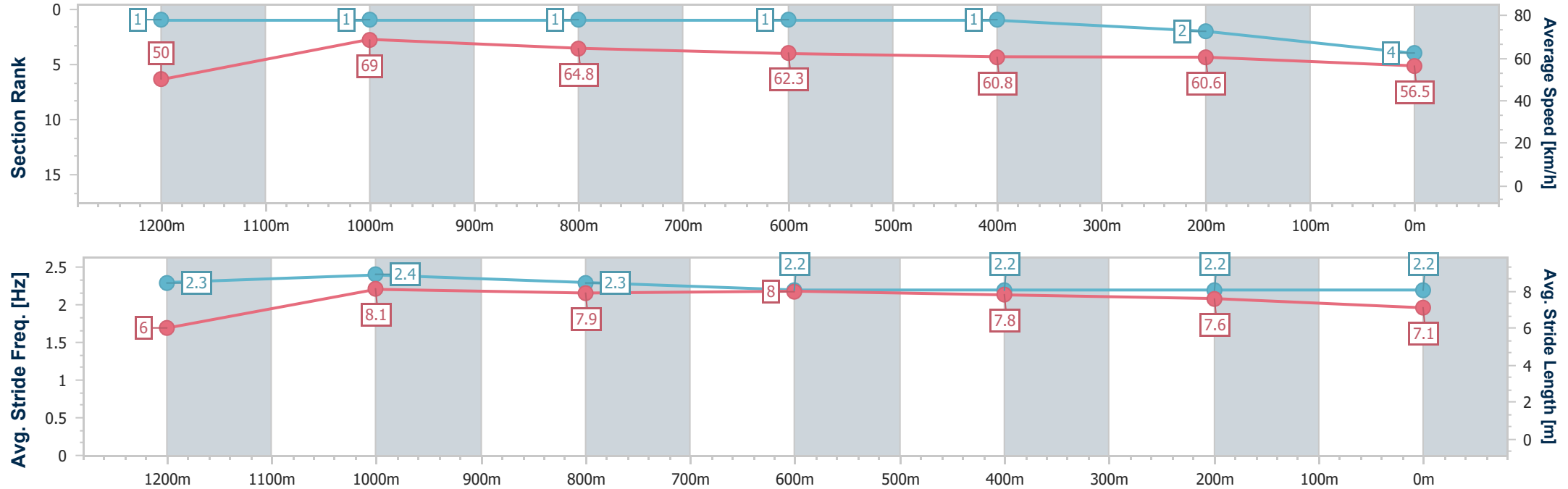
Horse/Jockey Name	Next Stop Jupiter
Final Rank	4
Fastest Section Time (Section)	0:10.37 (1200m)
Top Speed [km/h] (Section)	70.3 (1200m)
Race State	Finished



TownsvilleProfessional
Race 4: MAGIC MILLIONS YEARLING SALES ON MARCH 12-13
Maiden Plate - 1400m
03 February 2026 - 15:35
Track Rating: Soft 5, Weather: Overcast, Rail Position: +7m 1000m-
W/Post, +2m



Section	Overall	1200m	1000m	800m	600m	400m	200m						
Section Times	1:24.04 [4] (0:14.41)	1:09.63 [1] (0:10.37)	0:59.26 [1] (0:11.10)	0:48.16 [1] (0:11.64)	0:36.52 [1] (0:11.88)	0:24.64 [1] (0:11.87)	0:12.77 [2] (0:12.77)						
Average Speed [km/h]	50.0	69.0	64.8	62.3	60.8	60.6	56.5						
Top Speed [km/h]	70.2	70.3	68.2	63.6	61.6	61.4	58.6						
Avg. Dist. to Rail [m]	9.1	2.3	1.7	1.1	0.6	0.6	0.9						
Avg. Stride Freq. [Hz]	2.3	2.4	2.3	2.2	2.2	2.2	2.2						
Avg. Stride Length [m]	6.0	8.1	7.9	8.0	7.8	7.6	7.1						





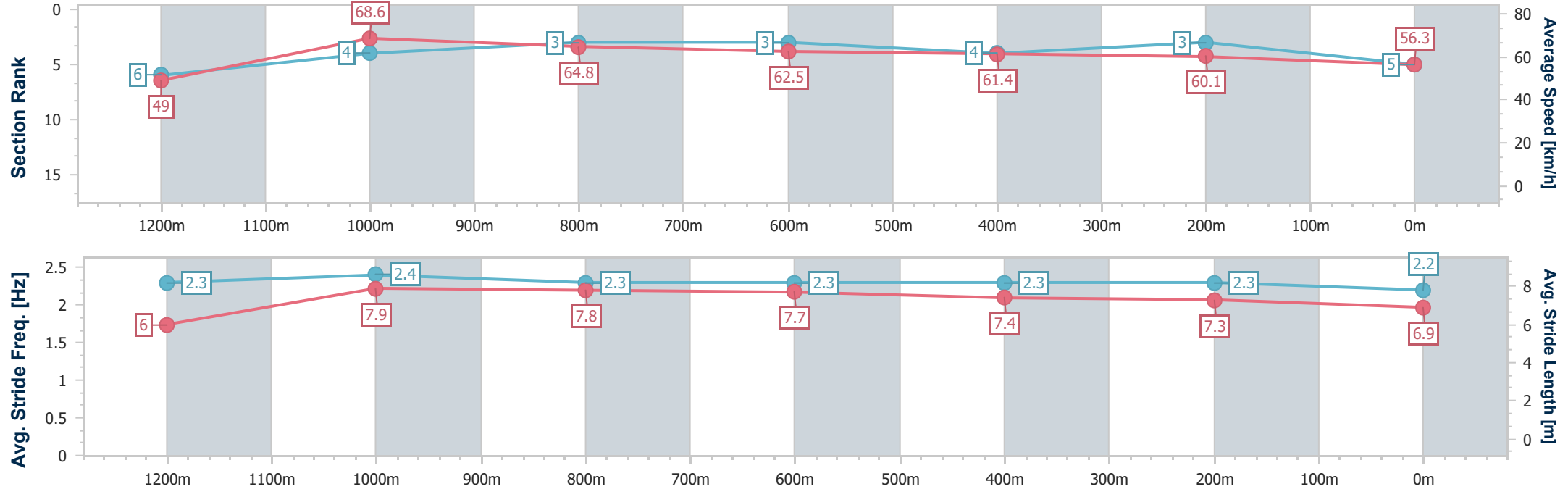
Horse/Jockey Name	Smokin Reels
Final Rank	5
Fastest Section Time (Section)	0:10.43 (1200m)
Top Speed [km/h] (Section)	69.4 (1200m)
Race State	Finished



TownsvilleProfessional
Race 4: MAGIC MILLIONS YEARLING SALES ON MARCH 12-13
Maiden Plate - 1400m
03 February 2026 - 15:35
Track Rating: Soft 5, Weather: Overcast, Rail Position: +7m 1000m-
W/Post, +2m



Section	Overall	1200m	1000m	800m	600m	400m	200m						
Section Times	1:24.41 [5] (0:14.70)	1:09.71 [6] (0:10.43)	0:59.28 [4] (0:11.06)	0:48.22 [3] (0:11.61)	0:36.61 [3] (0:11.79)	0:24.82 [4] (0:12.02)	0:12.80 [3] (0:12.80)						
Average Speed [km/h]	49.0	68.6	64.8	62.5	61.4	60.1	56.3						
Top Speed [km/h]	69.0	69.4	67.8	63.6	63.4	61.5	58.5						
Avg. Dist. to Rail [m]	3.5	2.3	1.9	1.4	1.3	2.6	3.7						
Avg. Stride Freq. [Hz]	2.3	2.4	2.3	2.3	2.3	2.3	2.2						
Avg. Stride Length [m]	6.0	7.9	7.8	7.7	7.4	7.3	6.9						





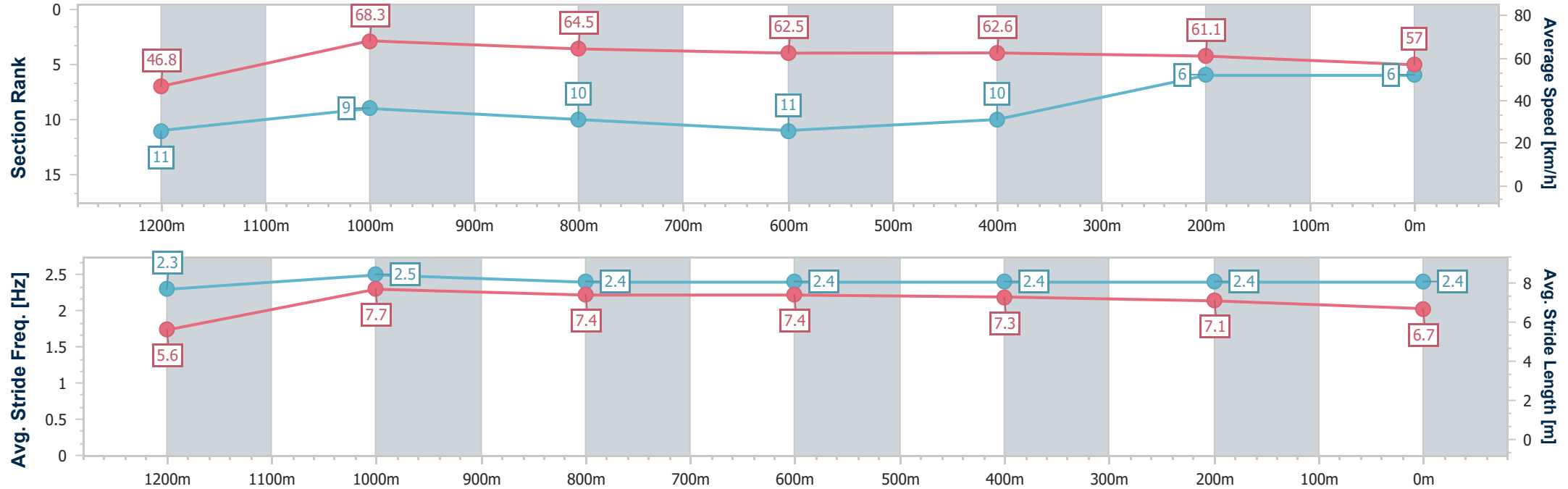
Horse/Jockey Name	Miss Comaneci
Final Rank	6
Fastest Section Time (Section)	0:10.51 (1200m)
Top Speed [km/h] (Section)	70.1 (1200m)
Race State	Finished



TownsvilleProfessional
Race 4: MAGIC MILLIONS YEARLING SALES ON MARCH 12-13
Maiden Plate - 1400m
03 February 2026 - 15:35
Track Rating: Soft 5, Weather: Overcast, Rail Position: +7m 1000m-
W/Post, +2m



Section	Overall	1200m	1000m	800m	600m	400m	200m						
Section Times	1:24.58 [6] (0:15.41)	1:09.17 [11] (0:10.51)	0:58.66 [9] (0:11.15)	0:47.51 [10] (0:11.54)	0:35.97 [11] (0:11.51)	0:24.46 [10] (0:11.80)	0:12.66 [6] (0:12.66)						
Average Speed [km/h]	46.8	68.3	64.5	62.5	62.6	61.1	57.0						
Top Speed [km/h]	67.7	70.1	66.9	63.9	63.7	62.3	59.3						
Avg. Dist. to Rail [m]	5.2	1.7	1.6	0.6	0.3	1.5	1.8						
Avg. Stride Freq. [Hz]	2.3	2.5	2.4	2.4	2.4	2.4	2.4						
Avg. Stride Length [m]	5.6	7.7	7.4	7.4	7.3	7.1	6.7						





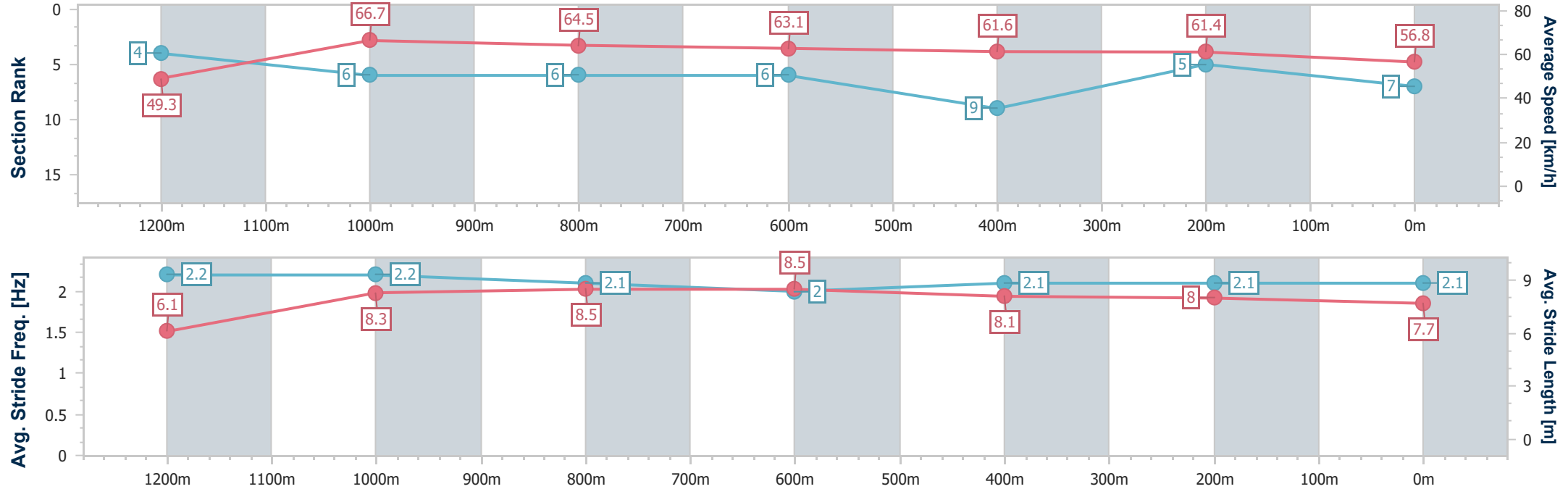
Horse/Jockey Name	Airwaves
Final Rank	7
Fastest Section Time (Section)	0:10.79 (1200m)
Top Speed [km/h] (Section)	68.7 (Overall)
Race State	Finished



TownsvilleProfessional
Race 4: MAGIC MILLIONS YEARLING SALES ON MARCH 12-13
Maiden Plate - 1400m
03 February 2026 - 15:35
Track Rating: Soft 5, Weather: Overcast, Rail Position: +7m 1000m-
W/Post, +2m



Section	Overall	1200m	1000m	800m	600m	400m	200m						
Section Times	1:24.60 [7] (0:14.63)	1:09.97 [4] (0:10.79)	0:59.18 [6] (0:11.18)	0:48.00 [6] (0:11.55)	0:36.45 [6] (0:11.94)	0:24.51 [9] (0:11.82)	0:12.69 [5] (0:12.69)						
Average Speed [km/h]	49.3	66.7	64.5	63.1	61.6	61.4	56.8						
Top Speed [km/h]	68.7	68.3	65.8	63.8	63.6	63.1	59.6						
Avg. Dist. to Rail [m]	9.8	1.9	1.7	2.2	4.5	5.0	5.7						
Avg. Stride Freq. [Hz]	2.2	2.2	2.1	2.0	2.1	2.1	2.1						
Avg. Stride Length [m]	6.1	8.3	8.5	8.5	8.1	8.0	7.7						





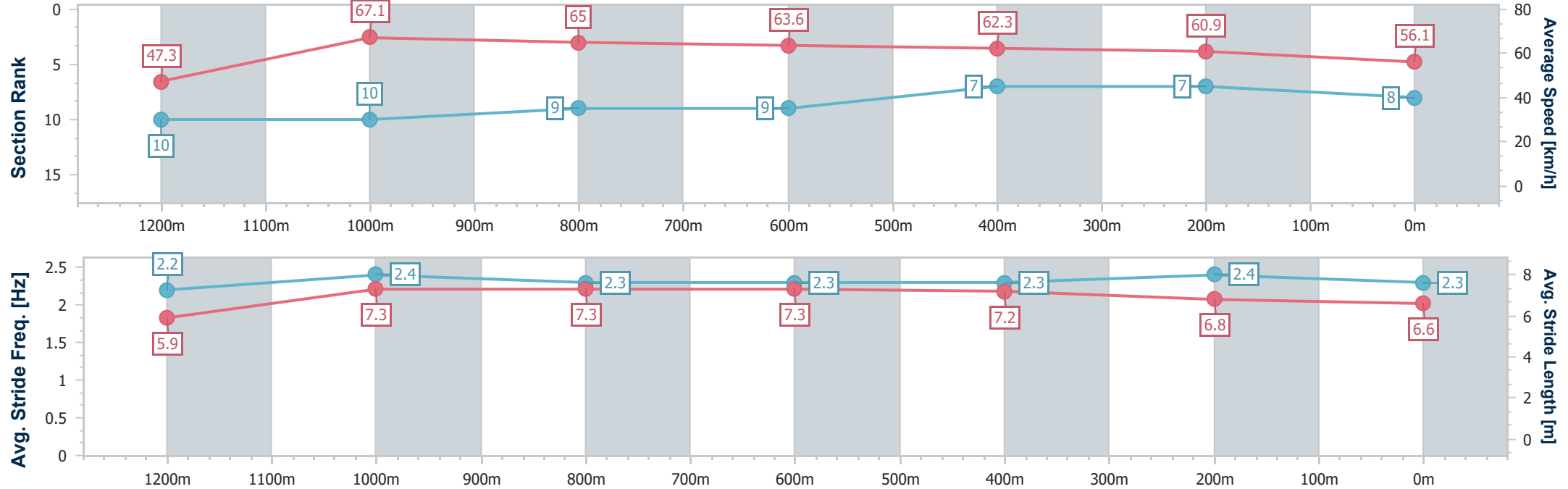
Horse/Jockey Name	Mr Oreo
Final Rank	8
Fastest Section Time (Section)	0:10.70 (1200m)
Top Speed [km/h] (Section)	68.1 (1200m)
Race State	Finished



TownsvilleProfessional
Race 4: MAGIC MILLIONS YEARLING SALES ON MARCH 12-13
Maiden Plate - 1400m
03 February 2026 - 15:35
Track Rating: Soft 5, Weather: Overcast, Rail Position: +7m 1000m-
W/Post, +2m



Section	Overall	1200m	1000m	800m	600m	400m	200m						
Section Times	1:24.80 [8] (0:15.24)	1:09.56 [10] (0:10.70)	0:58.86 [10] (0:11.05)	0:47.81 [9] (0:11.34)	0:36.47 [9] (0:11.70)	0:24.77 [7] (0:11.94)	0:12.83 [7] (0:12.83)						
Average Speed [km/h]	47.3	67.1	65.0	63.6	62.3	60.9	56.1						
Top Speed [km/h]	66.1	68.1	65.7	64.8	63.8	61.7	59.1						
Avg. Dist. to Rail [m]	11.1	2.1	1.3	0.5	3.0	6.3	9.2						
Avg. Stride Freq. [Hz]	2.2	2.4	2.3	2.3	2.3	2.4	2.3						
Avg. Stride Length [m]	5.9	7.3	7.3	7.3	7.2	6.8	6.6						



- [] Ranking at each section and finish
- .-.- No data available at this section
- NA No data available



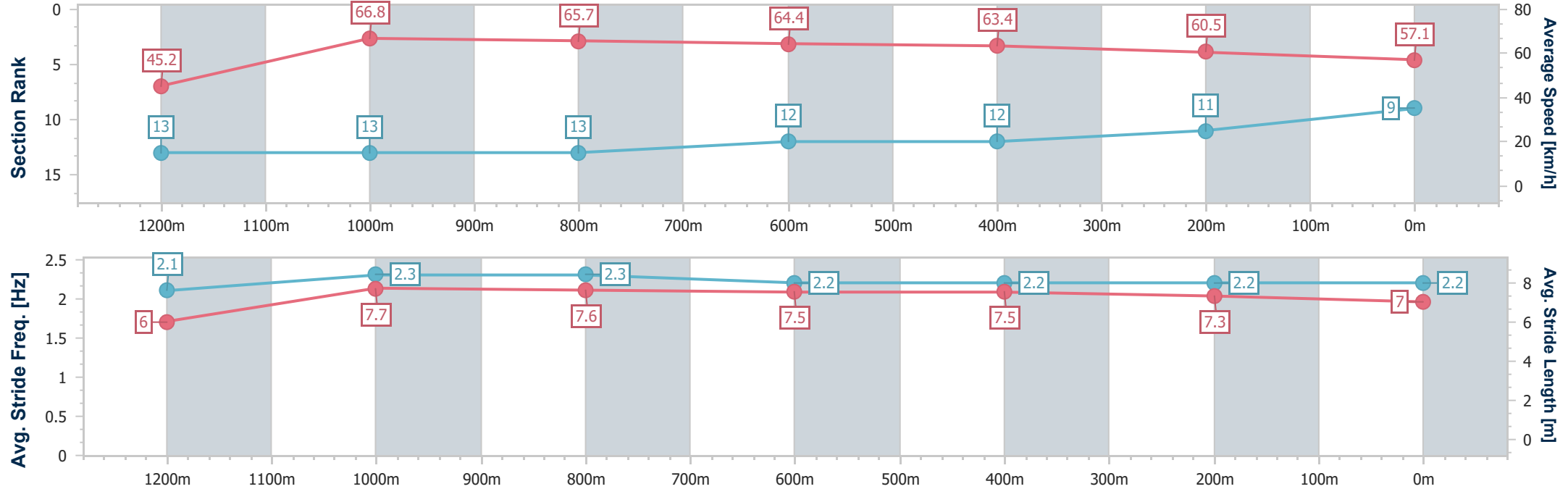
Horse/Jockey Name	The General Talks
Final Rank	9
Fastest Section Time (Section)	0:10.77 (1200m)
Top Speed [km/h] (Section)	67.9 (1200m)
Race State	Finished



TownsvilleProfessional
Race 4: MAGIC MILLIONS YEARLING SALES ON MARCH 12-13
Maiden Plate - 1400m
03 February 2026 - 15:35
Track Rating: Soft 5, Weather: Overcast, Rail Position: +7m 1000m-
W/Post, +2m



Section	Overall	1200m	1000m	800m	600m	400m	200m						
Section Times	1:24.87 [9] (0:15.98)	1:08.89 [13] (0:10.77)	0:58.12 [13] (0:10.97)	0:47.15 [13] (0:11.21)	0:35.94 [12] (0:11.39)	0:24.55 [12] (0:11.94)	0:12.61 [11] (0:12.61)						
Average Speed [km/h]	45.2	66.8	65.7	64.4	63.4	60.5	57.1						
Top Speed [km/h]	64.3	67.9	67.3	65.4	64.1	62.6	59.8						
Avg. Dist. to Rail [m]	7.0	1.7	1.3	0.6	0.4	3.3	6.6						
Avg. Stride Freq. [Hz]	2.1	2.3	2.3	2.2	2.2	2.2	2.2						
Avg. Stride Length [m]	6.0	7.7	7.6	7.5	7.5	7.3	7.0						



- [] Ranking at each section and finish
- .-.- No data available at this section
- NA No data available



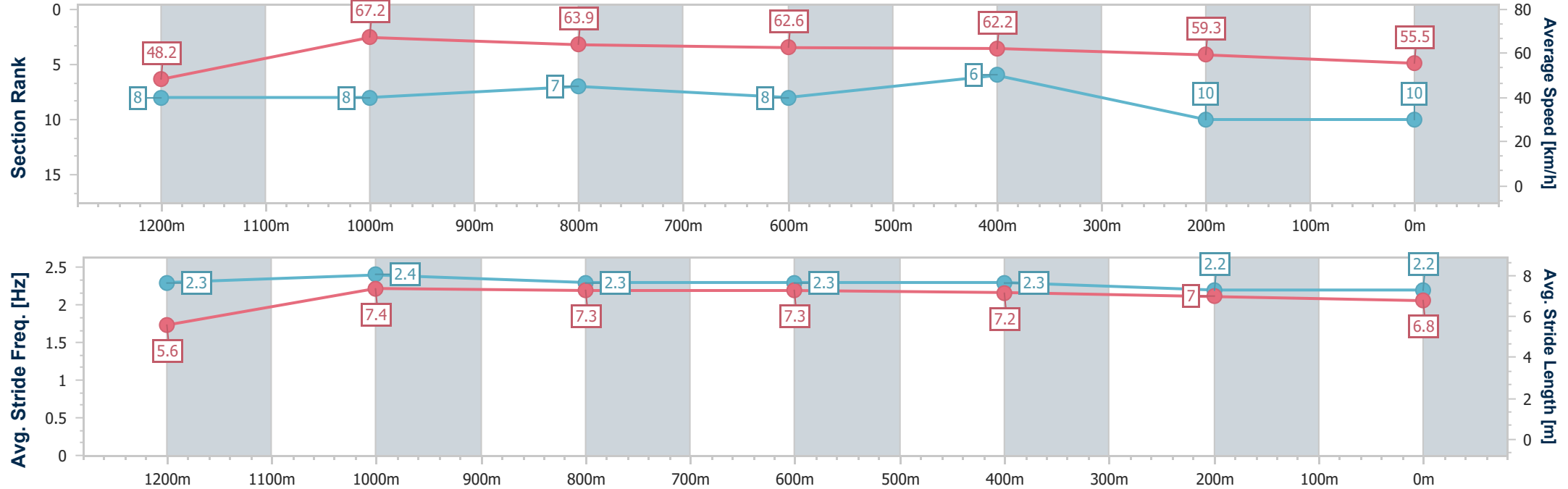
Horse/Jockey Name	Bush Etiquette
Final Rank	10
Fastest Section Time (Section)	0:10.70 (1200m)
Top Speed [km/h] (Section)	68.0 (1200m)
Race State	Finished



TownsvilleProfessional
Race 4: MAGIC MILLIONS YEARLING SALES ON MARCH 12-13
Maiden Plate - 1400m
03 February 2026 - 15:35
Track Rating: Soft 5, Weather: Overcast, Rail Position: +7m 1000m-
W/Post, +2m



Section	Overall	1200m	1000m	800m	600m	400m	200m						
Section Times	1:25.20 [10] (0:14.91)	1:10.29 [8] (0:10.70)	0:59.59 [8] (0:11.20)	0:48.39 [7] (0:11.51)	0:36.88 [8] (0:11.70)	0:25.18 [6] (0:12.19)	0:12.99 [10] (0:12.99)						
Average Speed [km/h]	48.2	67.2	63.9	62.6	62.2	59.3	55.5						
Top Speed [km/h]	66.9	68.0	64.9	63.7	63.3	60.9	57.5						
Avg. Dist. to Rail [m]	7.1	1.9	1.4	0.4	2.0	3.4	2.0						
Avg. Stride Freq. [Hz]	2.3	2.4	2.3	2.3	2.3	2.2	2.2						
Avg. Stride Length [m]	5.6	7.4	7.3	7.3	7.2	7.0	6.8						





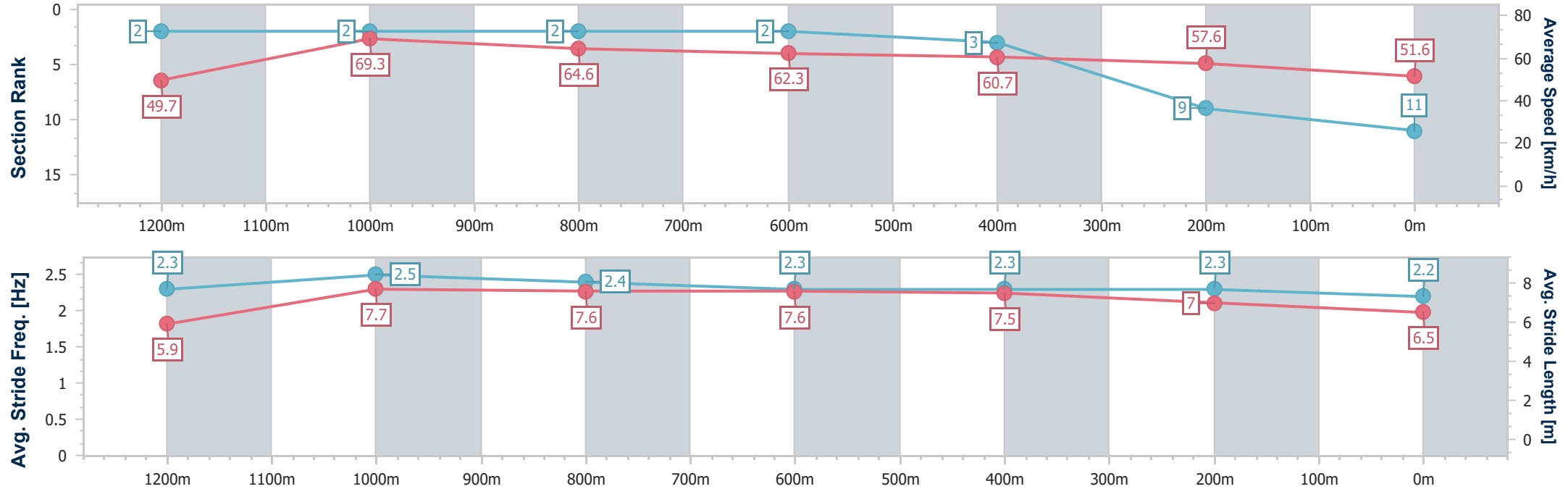
Horse/Jockey Name	Notforthemoney
Final Rank	11
Fastest Section Time (Section)	0:10.36 (1200m)
Top Speed [km/h] (Section)	70.5 (1200m)
Race State	Finished



TownsvilleProfessional
Race 4: MAGIC MILLIONS YEARLING SALES ON MARCH 12-13
Maiden Plate - 1400m
03 February 2026 - 15:35
Track Rating: Soft 5, Weather: Overcast, Rail Position: +7m 1000m-
W/Post, +2m



Section	Overall	1200m	1000m	800m	600m	400m	200m						
Section Times	1:26.05 [11] (0:14.50)	1:11.55 [2] (0:10.36)	1:01.19 [2] (0:11.17)	0:50.02 [2] (0:11.64)	0:38.38 [2] (0:11.91)	0:26.47 [3] (0:12.54)	0:13.93 [9] (0:13.93)						
Average Speed [km/h]	49.7	69.3	64.6	62.3	60.7	57.6	51.6						
Top Speed [km/h]	68.7	70.5	68.2	63.6	62.1	59.5	55.5						
Avg. Dist. to Rail [m]	12.3	2.0	1.9	1.5	0.9	2.7	5.1						
Avg. Stride Freq. [Hz]	2.3	2.5	2.4	2.3	2.3	2.3	2.2						
Avg. Stride Length [m]	5.9	7.7	7.6	7.6	7.5	7.0	6.5						



- [] Ranking at each section and finish
- .-.- No data available at this section
- NA No data available



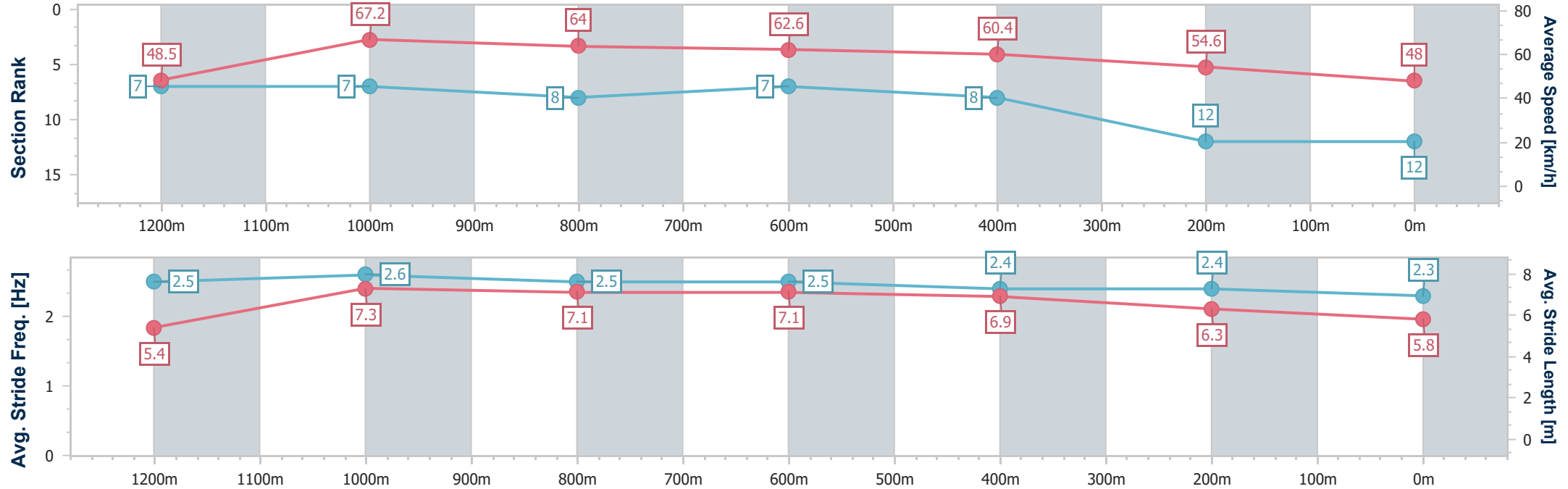
Horse/Jockey Name	Just For Love
Final Rank	12
Fastest Section Time (Section)	0:10.65 (1200m)
Top Speed [km/h] (Section)	68.4 (1200m)
Race State	Finished



TownsvilleProfessional
Race 4: MAGIC MILLIONS YEARLING SALES ON MARCH 12-13
Maiden Plate - 1400m
03 February 2026 - 15:35
Track Rating: Soft 5, Weather: Overcast, Rail Position: +7m 1000m-
W/Post, +2m



Section	Overall	1200m	1000m	800m	600m	400m	200m						
Section Times	1:28.20 [12] (0:14.85)	1:13.35 [7] (0:10.65)	1:02.70 [7] (0:11.31)	0:51.39 [8] (0:11.43)	0:39.96 [7] (0:11.80)	0:28.16 [8] (0:13.15)	0:15.01 [12] (0:15.01)						
Average Speed [km/h]	48.5	67.2	64.0	62.6	60.4	54.6	48.0						
Top Speed [km/h]	67.4	68.4	65.7	64.0	62.1	59.3	50.8						
Avg. Dist. to Rail [m]	5.2	1.6	1.9	1.5	2.2	1.2	1.7						
Avg. Stride Freq. [Hz]	2.5	2.6	2.5	2.5	2.4	2.4	2.3						
Avg. Stride Length [m]	5.4	7.3	7.1	7.1	6.9	6.3	5.8						





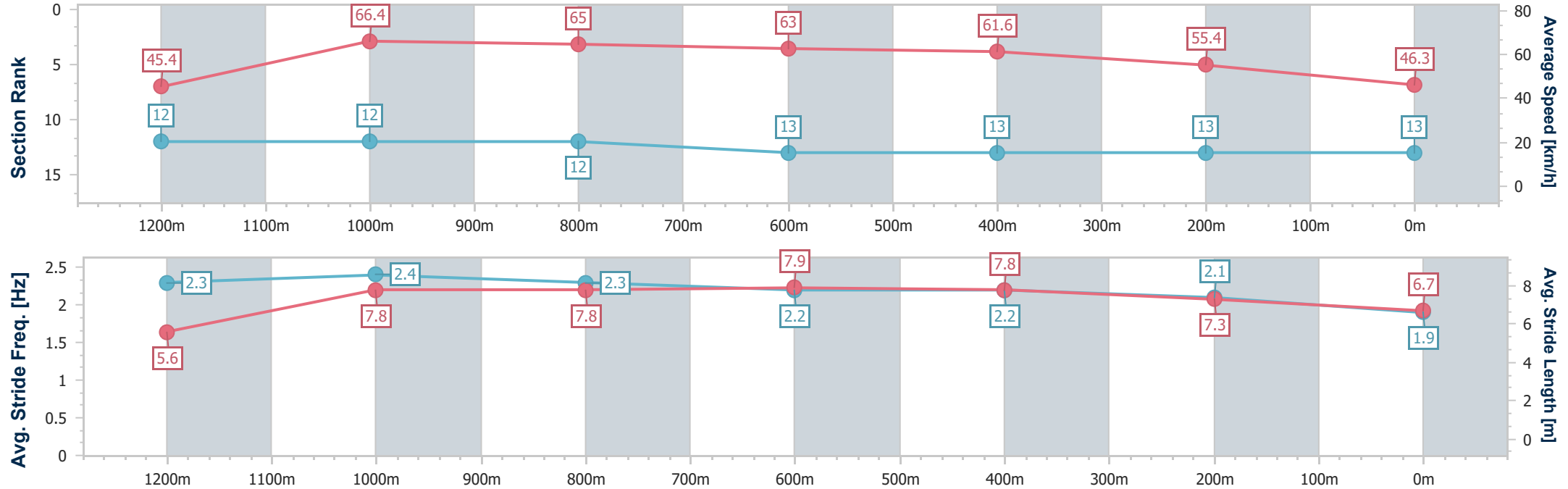
Horse/Jockey Name	Red City Sun
Final Rank	13
Fastest Section Time (Section)	0:10.77 (1200m)
Top Speed [km/h] (Section)	68.4 (1200m)
Race State	Finished



TownsvilleProfessional
Race 4: MAGIC MILLIONS YEARLING SALES ON MARCH 12-13
Maiden Plate - 1400m
03 February 2026 - 15:35
Track Rating: Soft 5, Weather: Overcast, Rail Position: +7m 1000m-
W/Post, +2m



Section	Overall	1200m	1000m	800m	600m	400m	200m						
Section Times	1:29.34 [13] (0:15.84)	1:13.50 [12] (0:10.77)	1:02.73 [12] (0:11.01)	0:51.72 [12] (0:11.43)	0:40.29 [13] (0:11.72)	0:28.57 [13] (0:13.00)	0:15.57 [13] (0:15.57)						
Average Speed [km/h]	45.4	66.4	65.0	63.0	61.6	55.4	46.3						
Top Speed [km/h]	65.4	68.4	66.3	63.8	63.7	58.2	52.0						
Avg. Dist. to Rail [m]	4.0	1.9	1.6	0.4	0.7	0.7	1.4						
Avg. Stride Freq. [Hz]	2.3	2.4	2.3	2.2	2.2	2.1	1.9						
Avg. Stride Length [m]	5.6	7.8	7.8	7.9	7.8	7.3	6.7						





Townsville Professional

Race 5: HYGAIN BENCHMARK 55 Handicap - 1609m

03 February 2026 - 16:10



Track Rating: Soft 5, Weather: Overcast, Rail Position: +7m 1000m-W/Post, +2m

Section						Overall	1400m	1200m	1000m	800m	600m	400m	Last 600m	
Field Times						1:37.68 (0:15.87)	1:21.81 (0:11.01)	1:10.80 (0:11.15)	0:59.65 (0:11.36)	0:48.29 (0:11.51)	0:36.78 (0:11.71)	0:25.07 (0:12.24)	0:36.78	
Rank	TAB	Horse/Jockey	Barrier	Top Speed [km/h]	Fastest Section									Distance Travelled [m]
1	2	WHIRLWIND	8	65.5	0:11.20	1:37.68 [1]	1:21.78 [3]	1:10.58 [3]	0:59.22 [5]	0:47.79 [4]	0:36.26 [3]	0:24.56 [5]	0:36.26	
		Fiona Sandkuhl		1400m	1400m	(0:15.90)	(0:11.20)	(0:11.36)	(0:11.43)	(0:11.53)	(0:11.70)	(0:12.02)		
2	3	BITTER SPIRIT	1	66.4	0:11.02	1:37.75 [2]	1:21.56 [7]	1:10.54 [5]	0:59.33 [4]	0:47.85 [5]	0:36.19 [7]	0:24.71 [3]	0:36.19	+2
		Ron Stewart		1400m	1400m	(0:16.19)	(0:11.02)	(0:11.21)	(0:11.48)	(0:11.66)	(0:11.48)	(0:11.97)		
3	1	MOOLOOLABA	7	66.1	0:11.01	1:37.89 [3]	1:22.02 [1]	1:11.01 [1]	0:59.86 [1]	0:48.50 [1]	0:36.99 [1]	0:25.28 [1]	0:36.99	-1
		Ryan Wiggins		1400m	1400m	(0:15.87)	(0:11.01)	(0:11.15)	(0:11.36)	(0:11.51)	(0:11.71)	(0:12.24)		
4	6	BELMONT PARK	3	66.2	0:11.02	1:37.90 [4]	1:21.39 [11]	1:10.37 [9]	0:59.15 [8]	0:47.92 [6]	0:36.44 [5]	0:24.90 [2]	0:36.44	-3
		Sean Cormack		1400m	1400m	(0:16.51)	(0:11.02)	(0:11.22)	(0:11.23)	(0:11.48)	(0:11.54)	(0:12.02)		
5	11	KHAMIS	2	65.6	0:11.25	1:37.93 [5]	1:21.50 [9]	1:10.24 [10]	0:58.99 [11]	0:47.61 [10]	0:36.21 [9]	0:24.52 [8]	0:36.21	-4
		Olivia Kendal		1200m	1200m	(0:16.43)	(0:11.26)	(0:11.25)	(0:11.38)	(0:11.40)	(0:11.69)	(0:11.86)		
6	9	CHANCE	4	65.2	0:11.17	1:38.44 [6]	1:22.15 [8]	1:10.98 [8]	0:59.69 [8]	0:48.21 [9]	0:36.71 [10]	0:25.01 [9]	0:36.71	+4
		Wanderson D'Avila		1400m	1400m	(0:16.29)	(0:11.17)	(0:11.29)	(0:11.48)	(0:11.50)	(0:11.70)	(0:12.25)		
7	7	ZOUHOPE	6	66.6	0:11.07	1:38.86 [7]	1:22.71 [6]	1:11.64 [6]	1:00.29 [6]	0:48.81 [8]	0:37.22 [8]	0:25.41 [10]	0:37.22	+6
		Tasha Chambers		1400m	1400m	(0:16.15)	(0:11.07)	(0:11.35)	(0:11.48)	(0:11.59)	(0:11.81)	(0:12.23)		
8	4	LOOMING ONE	11	67.1	0:11.13	1:39.03 [8]	1:23.05 [4]	1:11.92 [4]	1:00.61 [3]	0:49.15 [3]	0:37.60 [4]	0:25.72 [7]	0:37.60	+6
		Aidan Holt		Overall	1400m	(0:15.98)	(0:11.13)	(0:11.31)	(0:11.46)	(0:11.55)	(0:11.88)	(0:12.46)		
9	12	LOOK AT ROSA	5	65.6	0:11.18	1:39.39 [9]	1:23.30 [5]	1:12.12 [7]	1:00.76 [7]	0:49.35 [7]	0:37.84 [6]	0:26.15 [6]	0:37.84	+0
		Amanda Thomson		1400m	1400m	(0:16.09)	(0:11.18)	(0:11.36)	(0:11.41)	(0:11.51)	(0:11.69)	(0:12.53)		
10	10	STORE BEACH	9	65.6	0:11.17	1:39.86 [10]	1:23.41 [10]	1:12.13 [11]	1:00.96 [10]	0:49.49 [11]	0:37.97 [11]	0:26.14 [11]	0:37.97	+5
		Ashvin Goindasamy		1200m	1200m	(0:16.45)	(0:11.28)	(0:11.17)	(0:11.47)	(0:11.52)	(0:11.83)	(0:12.39)		

Scratched: Brand New (#8)

Report Created: Tue 3 February 2026 16:58 GMT+ (Note: Timing is based on position data)

Page 1/15

[] Ranking at each section and finish
-:-:- No data available at this section
NA No data available

SCN Saddle cloth number
DNF Did not finish
DNT Did not track

data processed by TRIPLESDATA



Townsville Professional
Race 5: HYGAIN BENCHMARK 55 Handicap - 1609m
03 February 2026 - 16:10



Track Rating: Soft 5, Weather: Overcast, Rail Position: +7m 1000m-W/Post, +2m

Section						Overall	1400m	1200m	1000m	800m	600m	400m	Last 600m		
Field Times						1:37.68 (0:15.87)	1:21.81 (0:11.01)	1:10.80 (0:11.15)	0:59.65 (0:11.36)	0:48.29 (0:11.51)	0:36.78 (0:11.71)	0:25.07 (0:12.24)	0:36.78		
Rank	TAB	Horse/Jockey	Barrier	Top Speed [km/h]	Fastest Section										Distance Travelled [m]
11	5	CHAPARRAL CHASE	10	66.4	0:11.13	1:40.18 [11]	1:24.28 [2]	1:13.15 [2]	1:01.89 [2]	0:50.42 [2]	0:38.95 [2]	0:27.10 [4]	0:38.95	+2	
		Adam Sewell		1400m	1400m	(0:15.90)	(0:11.13)	(0:11.26)	(0:11.47)	(0:11.47)	(0:11.85)	(0:12.87)			

Scratched: Brand New (#8)



Townsville Professional

Race 5: HYGAIN BENCHMARK 55 Handicap - 1609m

03 February 2026 - 16:10



Track Rating: Soft 5, Weather: Overcast, Rail Position: +7m 1000m-W/Post, +2m

Section Field Times				200m 0:12.83 (0:12.83)				Last 600m 0:36.78	
Rank	TAB	Horse/Jockey	Barrier	Top Speed [km/h]	Fastest Section	Margin		Distance Travelled [m]	
1	2	WHIRLWIND	8	65.5	0:11.20	0:12.54 [4]	1:37.68	0:36.26	
		Fiona Sandkuhl		1400m	1400m	(0:12.54)			
2	3	BITTER SPIRIT	1	66.4	0:11.02	0:12.74 [2]	0.51L	0:36.19	+2
		Ron Stewart		1400m	1400m	(0:12.74)			
3	1	MOOLOOLABA	7	66.1	0:11.01	0:13.04 [1]	1.29L	0:36.99	-1
		Ryan Wiggins		1400m	1400m	(0:13.04)			
4	6	BELMONT PARK	3	66.2	0:11.02	0:12.88 [3]	1.32L	0:36.44	-3
		Sean Cormack		1400m	1400m	(0:12.88)			
5	11	KHAMIS	2	65.6	0:11.25	0:12.66 [5]	1.49L	0:36.21	-4
		Olivia Kendal		1200m	1200m	(0:12.66)			
6	9	CHANCE	4	65.2	0:11.17	0:12.76 [6]	4.47L	0:36.71	+4
		Wanderson D'Avila		1400m	1400m	(0:12.76)			
7	7	ZOUHOPE	6	66.6	0:11.07	0:13.18 [6]	6.95L	0:37.22	+6
		Tasha Chambers		1400m	1400m	(0:13.18)			
8	4	LOOMING ONE	11	67.1	0:11.13	0:13.26 [8]	8.01L	0:37.60	+6
		Aidan Holt		Overall	1400m	(0:13.26)			
9	12	LOOK AT ROSA	5	65.6	0:11.18	0:13.62 [9]	10.11L	0:37.84	+0
		Amanda Thomson		1400m	1400m	(0:13.62)			
10	10	STORE BEACH	9	65.6	0:11.17	0:13.75 [11]	12.83L	0:37.97	+5
		Ashvin Goindasamy		1200m	1200m	(0:13.75)			

Scratched: Brand New (#8)

Report Created: Tue 3 February 2026 16:58 GMT+ (Note: Timing is based on position data)

Page 3/15

[] Ranking at each section and finish
-:-:- No data available at this section
NA No data available

SCN Saddle cloth number
DNF Did not finish
DNT Did not track

data processed by  TRIPLES DATA



Townsville Professional
Race 5: HYGAIN BENCHMARK 55 Handicap - 1609m
03 February 2026 - 16:10



Track Rating: Soft 5, Weather: Overcast, Rail Position: +7m 1000m-W/Post, +2m

Section						200m	Last 600m				
Field Times						0:12.83 (0:12.83)	0:36.78				
Rank	TAB	Horse/Jockey	Barrier	Top Speed [km/h]	Fastest Section	Margin				Distance Travelled [m]	
11	5	CHAPARRAL CHASE	10	66.4	0:11.13	0:14.23 [10]	14.81L			0:38.95	+2
		Adam Sewell		1400m	1400m	(0:14.23)					

Scratched: Brand New (#8)



Horse/Jockey Name	Whirlwind
Final Rank	1
Fastest Section Time (Section)	0:11.20 (1400m)
Top Speed [km/h] (Section)	65.5 (1400m)
Race State	Finished

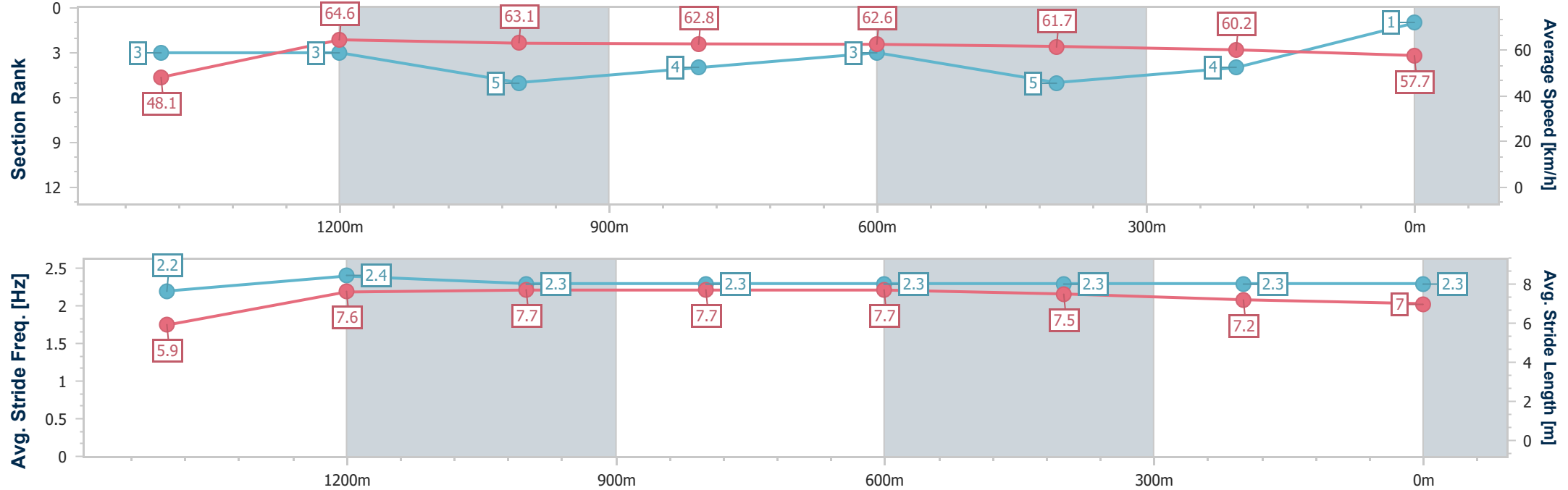


TownsvilleProfessional
Race 5: HYGAIN BENCHMARK 55 Handicap - 1609m

03 February 2026 - 16:10
Track Rating: Soft 5, Weather: Overcast, Rail Position: +7m 1000m-
W/Post, +2m



Section	Overall	1400m	1200m	1000m	800m	600m	400m	200m					
Section Times	1:37.68 [1] (0:15.90)	1:21.78 [3] (0:11.20)	1:10.58 [3] (0:11.36)	0:59.22 [5] (0:11.43)	0:47.79 [4] (0:11.53)	0:36.26 [3] (0:11.70)	0:24.56 [5] (0:12.02)	0:12.54 [4] (0:12.54)					
Average Speed [km/h]	48.1	64.6	63.1	62.8	62.6	61.7	60.2	57.7					
Top Speed [km/h]	64.6	65.5	64.1	63.9	63.7	62.8	60.8	59.8					
Avg. Dist. to Rail [m]	8.3	2.6	1.9	1.7	0.8	0.6	2.8	5.1					
Avg. Stride Freq. [Hz]	2.2	2.4	2.3	2.3	2.3	2.3	2.3	2.3					
Avg. Stride Length [m]	5.9	7.6	7.7	7.7	7.7	7.5	7.2	7.0					



[] Ranking at each section and finish
- - - - No data available at this section
NA No data available



Horse/Jockey Name	Bitter Spirit
Final Rank	2
Fastest Section Time (Section)	0:11.02 (1400m)
Top Speed [km/h] (Section)	66.4 (1400m)
Race State	Finished

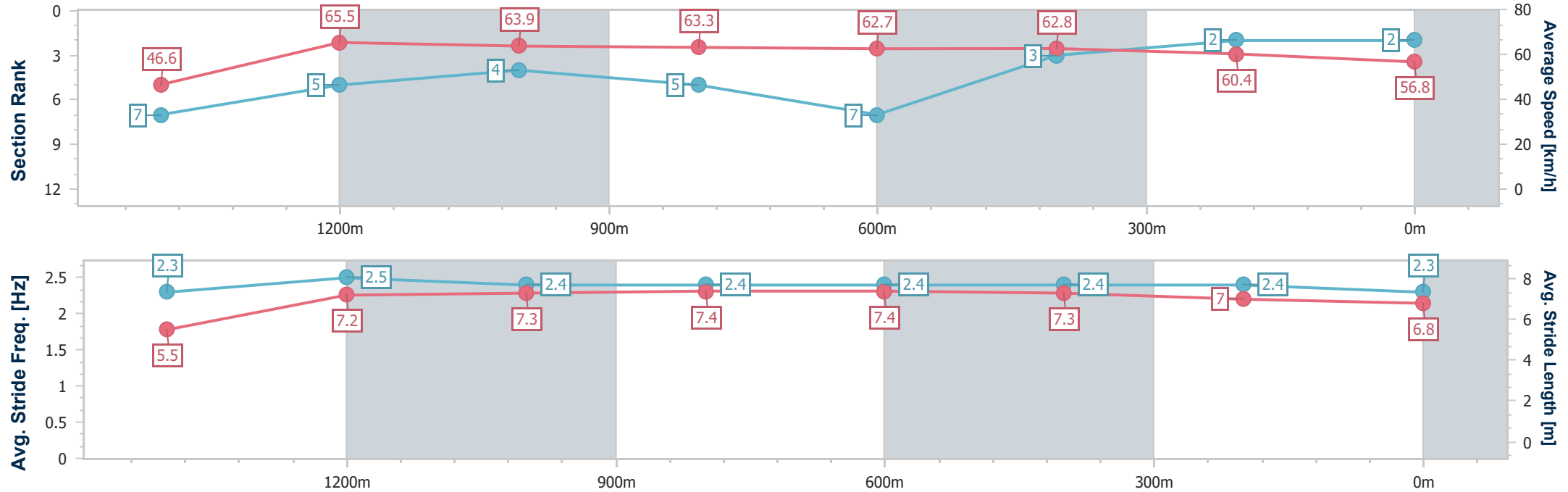


TownsvilleProfessional
Race 5: HYGAIN BENCHMARK 55 Handicap - 1609m

03 February 2026 - 16:10
Track Rating: Soft 5, Weather: Overcast, Rail Position: +7m 1000m-
W/Post, +2m



Section	Overall	1400m	1200m	1000m	800m	600m	400m	200m					
Section Times	1:37.75 [2] (0:16.19)	1:21.56 [7] (0:11.02)	1:10.54 [5] (0:11.21)	0:59.33 [4] (0:11.48)	0:47.85 [5] (0:11.66)	0:36.19 [7] (0:11.48)	0:24.71 [3] (0:11.97)	0:12.74 [2] (0:12.74)					
Average Speed [km/h]	46.6	65.5	63.9	63.3	62.7	62.8	60.4	56.8					
Top Speed [km/h]	65.0	66.4	65.3	64.0	63.9	64.7	60.8	59.8					
Avg. Dist. to Rail [m]	4.2	2.0	2.1	3.1	3.2	0.7	2.1	3.2					
Avg. Stride Freq. [Hz]	2.3	2.5	2.4	2.4	2.4	2.4	2.4	2.3					
Avg. Stride Length [m]	5.5	7.2	7.3	7.4	7.4	7.3	7.0	6.8					



[] Ranking at each section and finish
-.-.- No data available at this section
NA No data available



Horse/Jockey Name	Mooloolaba
Final Rank	3
Fastest Section Time (Section)	0:11.01 (1400m)
Top Speed [km/h] (Section)	66.1 (1400m)
Race State	Finished

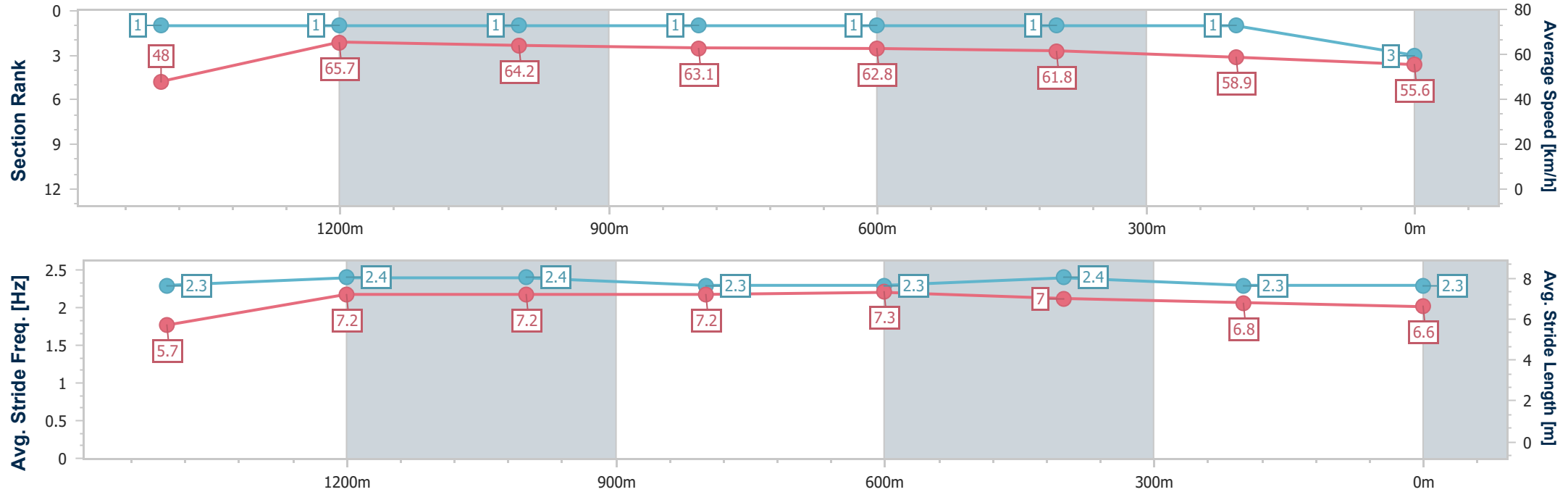


TownsvilleProfessional
Race 5: HYGAIN BENCHMARK 55 Handicap - 1609m

03 February 2026 - 16:10
Track Rating: Soft 5, Weather: Overcast, Rail Position: +7m 1000m-
W/Post, +2m



Section	Overall	1400m	1200m	1000m	800m	600m	400m	200m					
Section Times	1:37.89 [3] (0:15.87)	1:22.02 [1] (0:11.01)	1:11.01 [1] (0:11.15)	0:59.86 [1] (0:11.36)	0:48.50 [1] (0:11.51)	0:36.99 [1] (0:11.71)	0:25.28 [1] (0:12.24)	0:13.04 [1] (0:13.04)					
Average Speed [km/h]	48.0	65.7	64.2	63.1	62.8	61.8	58.9	55.6					
Top Speed [km/h]	65.7	66.1	65.3	63.4	63.0	63.1	60.3	57.2					
Avg. Dist. to Rail [m]	7.9	1.6	2.1	1.7	0.9	1.0	1.4	1.2					
Avg. Stride Freq. [Hz]	2.3	2.4	2.4	2.3	2.3	2.4	2.3	2.3					
Avg. Stride Length [m]	5.7	7.2	7.2	7.2	7.3	7.0	6.8	6.6					



- [] Ranking at each section and finish
- .-.- No data available at this section
- NA No data available



Horse/Jockey Name	Belmont Park
Final Rank	4
Fastest Section Time (Section)	0:11.02 (1400m)
Top Speed [km/h] (Section)	66.2 (1400m)
Race State	Finished

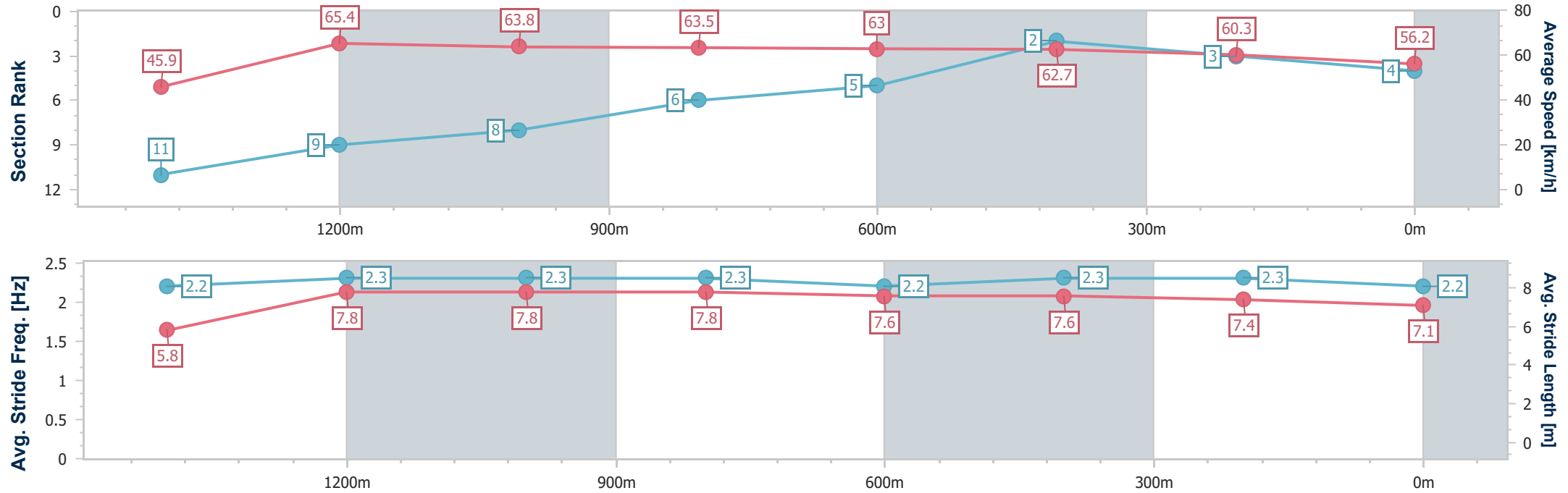


TownsvilleProfessional
Race 5: HYGAIN BENCHMARK 55 Handicap - 1609m

03 February 2026 - 16:10
Track Rating: Soft 5, Weather: Overcast, Rail Position: +7m 1000m-
W/Post, +2m



Section	Overall	1400m	1200m	1000m	800m	600m	400m	200m					
Section Times	1:37.90 [4] (0:16.51)	1:21.39 [11] (0:11.02)	1:10.37 [9] (0:11.22)	0:59.15 [8] (0:11.23)	0:47.92 [6] (0:11.48)	0:36.44 [5] (0:11.54)	0:24.90 [2] (0:12.02)	0:12.88 [3] (0:12.88)					
Average Speed [km/h]	45.9	65.4	63.8	63.5	63.0	62.7	60.3	56.2					
Top Speed [km/h]	64.6	66.2	65.4	64.5	64.6	63.2	61.8	58.8					
Avg. Dist. to Rail [m]	5.6	0.7	2.5	2.2	1.1	1.4	3.7	5.4					
Avg. Stride Freq. [Hz]	2.2	2.3	2.3	2.3	2.2	2.3	2.3	2.2					
Avg. Stride Length [m]	5.8	7.8	7.8	7.8	7.6	7.6	7.4	7.1					



[] Ranking at each section and finish
- - - - No data available at this section
NA No data available



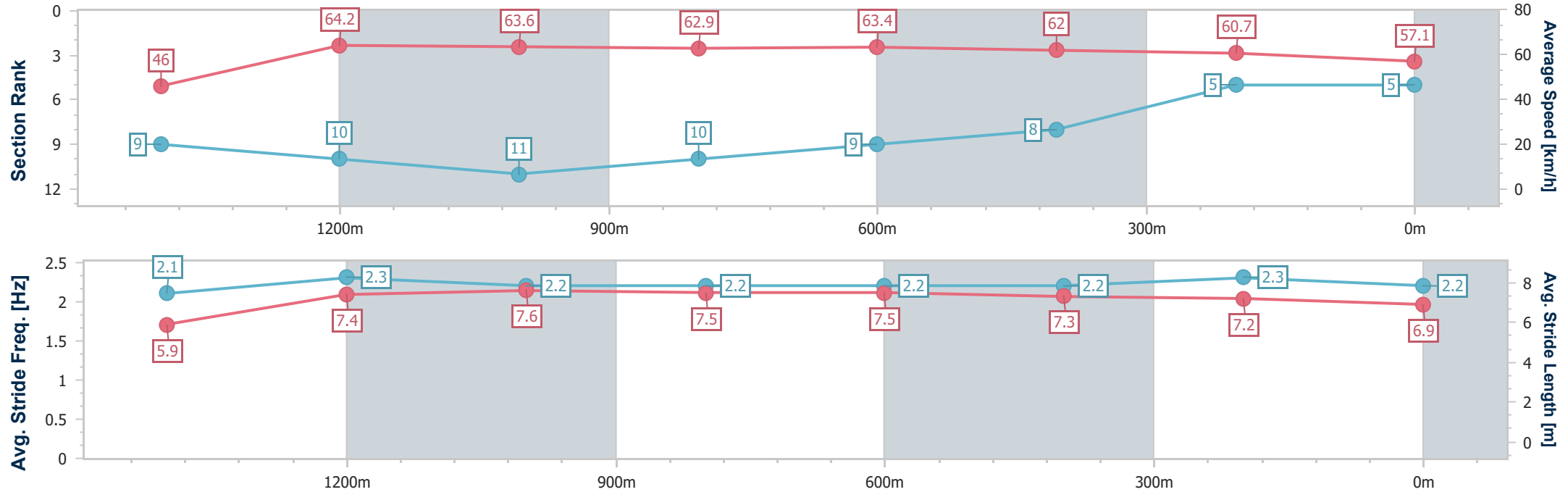
Horse/Jockey Name	Khamis
Final Rank	5
Fastest Section Time (Section)	0:11.25 (1200m)
Top Speed [km/h] (Section)	65.6 (1200m)
Race State	Finished



Townsville Professional
Race 5: HYGAIN BENCHMARK 55 Handicap - 1609m
03 February 2026 - 16:10
Track Rating: Soft 5, Weather: Overcast, Rail Position: +7m 1000m-
W/Post, +2m



Section	Overall	1400m	1200m	1000m	800m	600m	400m	200m					
Section Times	1:37.93 [5] (0:16.43)	1:21.50 [9] (0:11.26)	1:10.24 [10] (0:11.25)	0:58.99 [11] (0:11.38)	0:47.61 [10] (0:11.40)	0:36.21 [9] (0:11.69)	0:24.52 [8] (0:11.86)	0:12.66 [5] (0:12.66)					
Average Speed [km/h]	46.0	64.2	63.6	62.9	63.4	62.0	60.7	57.1					
Top Speed [km/h]	65.0	65.1	65.6	65.0	65.2	62.5	61.6	59.8					
Avg. Dist. to Rail [m]	4.3	1.4	2.2	1.8	1.2	0.9	0.2	0.8					
Avg. Stride Freq. [Hz]	2.1	2.3	2.2	2.2	2.2	2.2	2.3	2.2					
Avg. Stride Length [m]	5.9	7.4	7.6	7.5	7.5	7.3	7.2	6.9					





Horse/Jockey Name	Chance
Final Rank	6
Fastest Section Time (Section)	0:11.17 (1400m)
Top Speed [km/h] (Section)	65.2 (1400m)
Race State	Finished

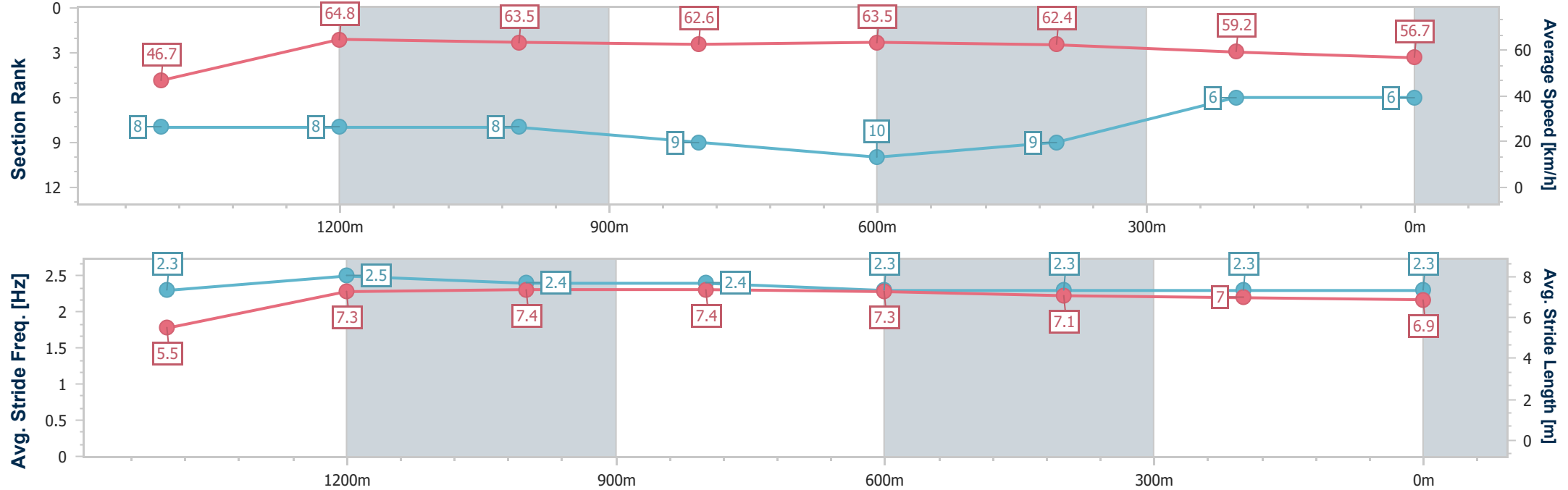


TownsvilleProfessional
Race 5: HYGAIN BENCHMARK 55 Handicap - 1609m

03 February 2026 - 16:10
Track Rating: Soft 5, Weather: Overcast, Rail Position: +7m 1000m-
W/Post, +2m



Section	Overall	1400m	1200m	1000m	800m	600m	400m	200m					
Section Times	1:38.44 [6] (0:16.29)	1:22.15 [8] (0:11.17)	1:10.98 [8] (0:11.29)	0:59.69 [8] (0:11.48)	0:48.21 [9] (0:11.50)	0:36.71 [10] (0:11.70)	0:25.01 [9] (0:12.25)	0:12.76 [6] (0:12.76)					
Average Speed [km/h]	46.7	64.8	63.5	62.6	63.5	62.4	59.2	56.7					
Top Speed [km/h]	64.4	65.2	64.2	64.9	64.8	63.0	61.9	58.2					
Avg. Dist. to Rail [m]	6.9	2.1	1.6	1.8	2.7	2.8	4.0	4.6					
Avg. Stride Freq. [Hz]	2.3	2.5	2.4	2.4	2.3	2.3	2.3	2.3					
Avg. Stride Length [m]	5.5	7.3	7.4	7.4	7.3	7.1	7.0	6.9					





Horse/Jockey Name	Zouhope
Final Rank	7
Fastest Section Time (Section)	0:11.07 (1400m)
Top Speed [km/h] (Section)	66.6 (1400m)
Race State	Finished

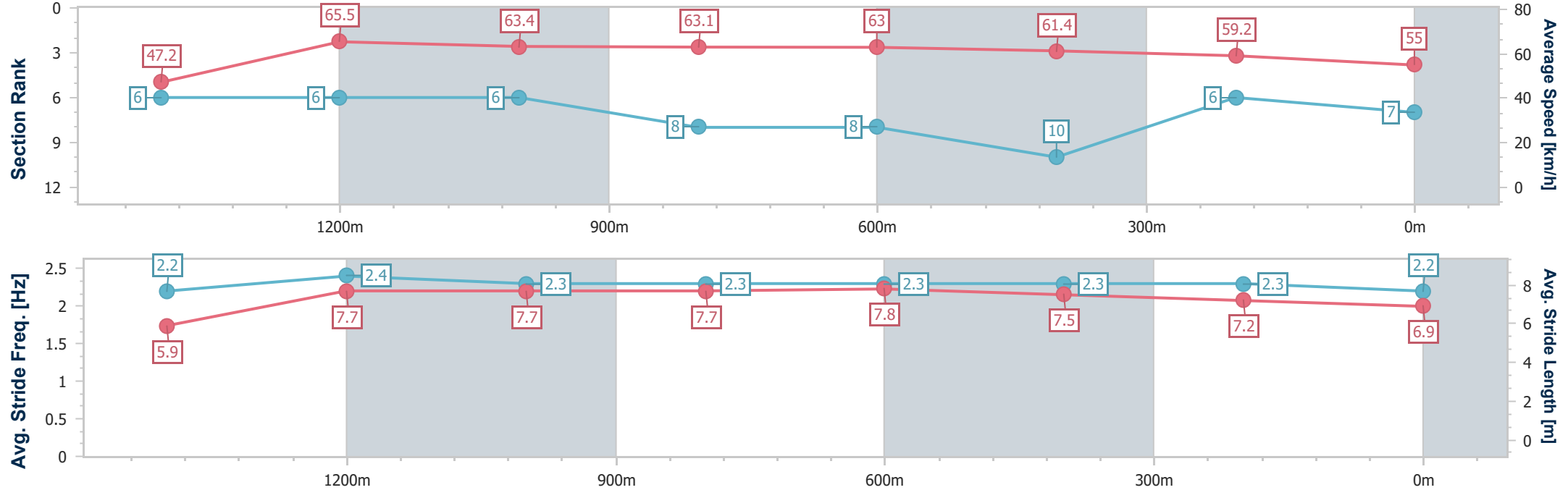


TownsvilleProfessional
Race 5: HYGAIN BENCHMARK 55 Handicap - 1609m

03 February 2026 - 16:10
Track Rating: Soft 5, Weather: Overcast, Rail Position: +7m 1000m-
W/Post, +2m



Section	Overall	1400m	1200m	1000m	800m	600m	400m	200m					
Section Times	1:38.86 [7] (0:16.15)	1:22.71 [6] (0:11.07)	1:11.64 [6] (0:11.35)	1:00.29 [6] (0:11.48)	0:48.81 [8] (0:11.59)	0:37.22 [8] (0:11.81)	0:25.41 [10] (0:12.23)	0:13.18 [6] (0:13.18)					
Average Speed [km/h]	47.2	65.5	63.4	63.1	63.0	61.4	59.2	55.0					
Top Speed [km/h]	66.0	66.6	64.6	63.9	63.9	62.5	60.5	57.6					
Avg. Dist. to Rail [m]	7.6	3.3	1.5	2.3	2.8	1.8	4.6	6.9					
Avg. Stride Freq. [Hz]	2.2	2.4	2.3	2.3	2.3	2.3	2.3	2.2					
Avg. Stride Length [m]	5.9	7.7	7.7	7.7	7.8	7.5	7.2	6.9					





Horse/Jockey Name	Looming One
Final Rank	8
Fastest Section Time (Section)	0:11.13 (1400m)
Top Speed [km/h] (Section)	67.1 (Overall)
Race State	Finished

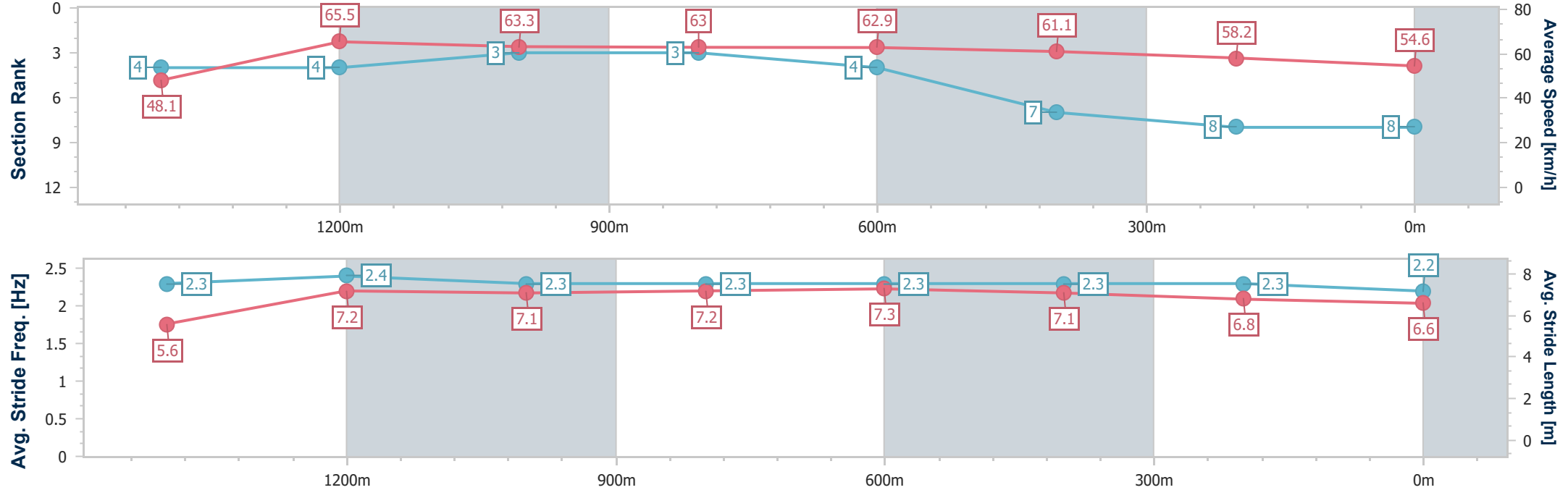


TownsvilleProfessional
Race 5: HYGAIN BENCHMARK 55 Handicap - 1609m

03 February 2026 - 16:10
Track Rating: Soft 5, Weather: Overcast, Rail Position: +7m 1000m-
W/Post, +2m



Section	Overall	1400m	1200m	1000m	800m	600m	400m	200m					
Section Times	1:39.03 [8] (0:15.98)	1:23.05 [4] (0:11.13)	1:11.92 [4] (0:11.31)	1:00.61 [3] (0:11.46)	0:49.15 [3] (0:11.55)	0:37.60 [4] (0:11.88)	0:25.72 [7] (0:12.46)	0:13.26 [8] (0:13.26)					
Average Speed [km/h]	48.1	65.5	63.3	63.0	62.9	61.1	58.2	54.6					
Top Speed [km/h]	67.1	67.0	64.9	63.4	63.7	62.8	59.4	56.9					
Avg. Dist. to Rail [m]	10.8	3.6	1.7	1.9	1.9	2.1	4.6	5.7					
Avg. Stride Freq. [Hz]	2.3	2.4	2.3	2.3	2.3	2.3	2.3	2.2					
Avg. Stride Length [m]	5.6	7.2	7.1	7.2	7.3	7.1	6.8	6.6					





Horse/Jockey Name	Look At Rosa
Final Rank	9
Fastest Section Time (Section)	0:11.18 (1400m)
Top Speed [km/h] (Section)	65.6 (1400m)
Race State	Finished

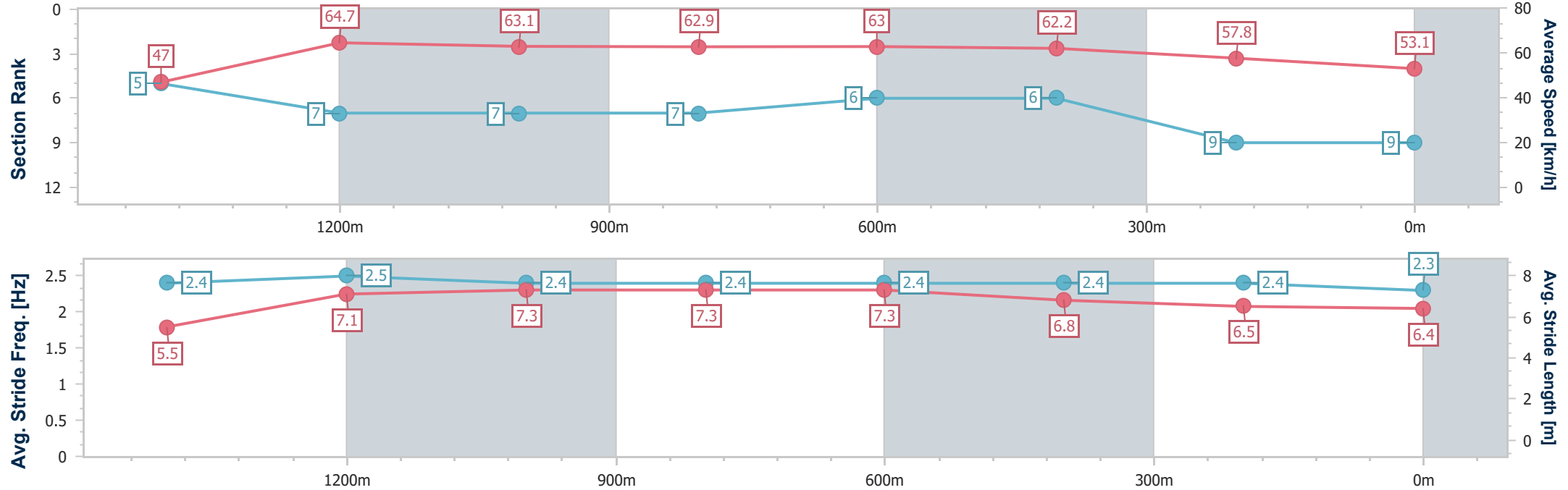


TownsvilleProfessional
Race 5: HYGAIN BENCHMARK 55 Handicap - 1609m

03 February 2026 - 16:10
Track Rating: Soft 5, Weather: Overcast, Rail Position: +7m 1000m-
W/Post, +2m



Section	Overall	1400m	1200m	1000m	800m	600m	400m	200m					
Section Times	1:39.39 [9] (0:16.09)	1:23.30 [5] (0:11.18)	1:12.12 [7] (0:11.36)	1:00.76 [7] (0:11.41)	0:49.35 [7] (0:11.51)	0:37.84 [6] (0:11.69)	0:26.15 [6] (0:12.53)	0:13.62 [9] (0:13.62)					
Average Speed [km/h]	47.0	64.7	63.1	62.9	63.0	62.2	57.8	53.1					
Top Speed [km/h]	64.0	65.6	64.1	64.2	64.0	62.9	60.7	56.9					
Avg. Dist. to Rail [m]	5.2	1.6	1.6	1.8	1.5	2.0	3.0	4.0					
Avg. Stride Freq. [Hz]	2.4	2.5	2.4	2.4	2.4	2.4	2.4	2.3					
Avg. Stride Length [m]	5.5	7.1	7.3	7.3	7.3	6.8	6.5	6.4					





Horse/Jockey Name	Store Beach
Final Rank	10
Fastest Section Time (Section)	0:11.17 (1200m)
Top Speed [km/h] (Section)	65.6 (1200m)
Race State	Finished

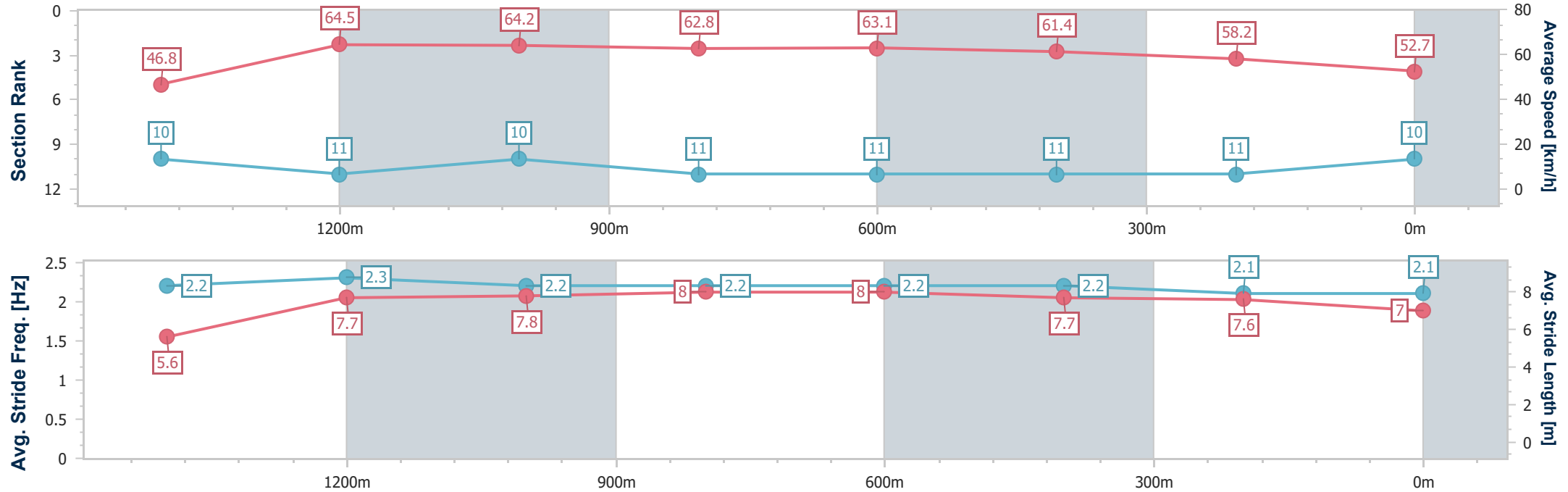


TownsvilleProfessional
Race 5: HYGAIN BENCHMARK 55 Handicap - 1609m

03 February 2026 - 16:10
Track Rating: Soft 5, Weather: Overcast, Rail Position: +7m 1000m-
W/Post, +2m



Section	Overall	1400m	1200m	1000m	800m	600m	400m	200m					
Section Times	1:39.86 [10] (0:16.45)	1:23.41 [10] (0:11.28)	1:12.13 [11] (0:11.17)	1:00.96 [10] (0:11.47)	0:49.49 [11] (0:11.52)	0:37.97 [11] (0:11.83)	0:26.14 [11] (0:12.39)	0:13.75 [11] (0:13.75)					
Average Speed [km/h]	46.8	64.5	64.2	62.8	63.1	61.4	58.2	52.7					
Top Speed [km/h]	64.4	65.4	65.6	64.4	64.4	62.1	60.4	55.8					
Avg. Dist. to Rail [m]	10.0	4.1	1.9	1.9	2.1	1.6	1.5	1.8					
Avg. Stride Freq. [Hz]	2.2	2.3	2.2	2.2	2.2	2.2	2.1	2.1					
Avg. Stride Length [m]	5.6	7.7	7.8	8.0	8.0	7.7	7.6	7.0					





Horse/Jockey Name	Chaparral Chase
Final Rank	11
Fastest Section Time (Section)	0:11.13 (1400m)
Top Speed [km/h] (Section)	66.4 (1400m)
Race State	Finished

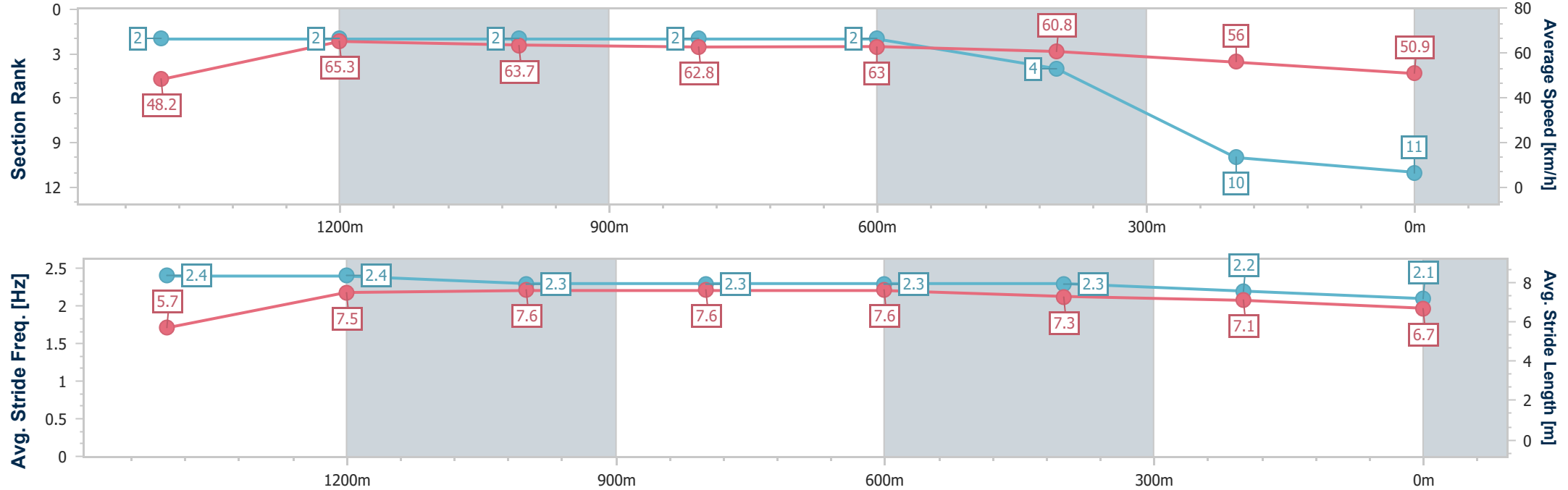


TownsvilleProfessional
Race 5: HYGAIN BENCHMARK 55 Handicap - 1609m

03 February 2026 - 16:10
Track Rating: Soft 5, Weather: Overcast, Rail Position: +7m 1000m-
W/Post, +2m



Section	Overall	1400m	1200m	1000m	800m	600m	400m	200m					
Section Times	1:40.18 [11] (0:15.90)	1:24.28 [2] (0:11.13)	1:13.15 [2] (0:11.26)	1:01.89 [2] (0:11.47)	0:50.42 [2] (0:11.47)	0:38.95 [2] (0:11.85)	0:27.10 [4] (0:12.87)	0:14.23 [10] (0:14.23)					
Average Speed [km/h]	48.2	65.3	63.7	62.8	63.0	60.8	56.0	50.9					
Top Speed [km/h]	66.2	66.4	64.9	63.4	63.4	62.8	59.3	53.3					
Avg. Dist. to Rail [m]	9.7	3.5	1.8	1.6	0.8	0.3	2.7	4.3					
Avg. Stride Freq. [Hz]	2.4	2.4	2.3	2.3	2.3	2.3	2.2	2.1					
Avg. Stride Length [m]	5.7	7.5	7.6	7.6	7.6	7.3	7.1	6.7					





Townsville Professional

Race 6: LADBROKES ODDS SURGE BENCHMARK 70 Handicap - 1200m

03 February 2026 - 16:46



Track Rating: Good 4, Weather: Overcast, Rail Position: +7m 1000m-W/Post, +2m

Section		Overall				1000m	800m	600m	400m	200m	Last 600m		
Field Times		1:09.55				0:55.63	0:44.93	0:33.94	0:22.87	0:11.60	0:33.94		
		(0:13.92)				(0:10.70)	(0:10.99)	(0:11.07)	(0:11.27)	(0:11.60)			
Rank	TAB	Horse/Jockey	Barrier	Top Speed [km/h]	Fastest Section						Margin	Distance Travelled [m]	
1	6	PRIDE OF VENUS	2	67.6	0:10.66	1:09.55 [1]	0:55.33 [4]	0:44.67 [3]	0:33.72 [3]	0:22.59 [3]	0:11.47 [2]	1:09.55	0:33.72
		Sean Cormack		1000m	1000m	(0:14.22)	(0:10.66)	(0:10.95)	(0:11.13)	(0:11.12)	(0:11.47)		
2	1	HENRY'S BLADE	1	67.8	0:10.70	1:09.77 [2]	0:55.85 [1]	0:45.15 [1]	0:34.16 [1]	0:23.09 [1]	0:11.82 [1]	1.28L	0:34.16 +2
		Ron Stewart		1000m	1000m	(0:13.92)	(0:10.70)	(0:10.99)	(0:11.07)	(0:11.27)	(0:11.82)		
3	3	YAMABUSHI	7	69.4	0:10.72	1:10.30 [3]	0:55.78 [6]	0:45.06 [6]	0:34.15 [5]	0:22.98 [6]	0:11.74 [5]	4.4L	0:34.15 +7
		Lauren Guernier		1000m	1000m	(0:14.52)	(0:10.72)	(0:10.91)	(0:11.17)	(0:11.24)	(0:11.74)		
4	7	RUSSIAN SUMMER	9	68.2	0:10.91	1:10.32 [4]	0:55.66 [9]	0:44.75 [9]	0:33.78 [9]	0:22.56 [9]	0:11.56 [9]	4.49L	0:33.78 +9
		Lacey Morrison		800m	1000m	(0:14.66)	(0:10.91)	(0:10.97)	(0:11.22)	(0:11.00)	(0:11.56)		
5	2	COLE'S BEST	5	67.7	0:10.77	1:10.39 [5]	0:56.41 [2]	0:45.64 [2]	0:34.68 [2]	0:23.63 [2]	0:12.15 [3]	4.9L	0:34.68 +3
		Aidan Holt		Overall	1000m	(0:13.98)	(0:10.77)	(0:10.96)	(0:11.05)	(0:11.48)	(0:12.15)		
6	11	MISSION RIDGE	3	67.8	0:10.77	1:10.42 [6]	0:56.25 [3]	0:45.48 [4]	0:34.53 [4]	0:23.45 [4]	0:12.00 [4]	5.12L	0:34.53 +3
		Fiona Sandkuhl		1000m	1000m	(0:14.17)	(0:10.77)	(0:10.95)	(0:11.08)	(0:11.45)	(0:12.00)		
7	4	SINGULAR	8	68.1	0:10.84	1:10.44 [7]	0:55.80 [8]	0:44.96 [8]	0:34.03 [8]	0:22.86 [8]	0:11.80 [7]	5.19L	0:34.03 +6
		Ryan Wiggins		800m	1000m	(0:14.64)	(0:10.84)	(0:10.93)	(0:11.17)	(0:11.06)	(0:11.80)		
8	5	PENNYPACKER	6	67.4	0:10.85	1:10.47 [8]	0:55.86 [7]	0:45.01 [7]	0:34.09 [7]	0:23.06 [7]	0:11.87 [6]	5.39L	0:34.09 -3
		Tasha Chambers		800m	1000m	(0:14.61)	(0:10.85)	(0:10.92)	(0:11.03)	(0:11.19)	(0:11.87)		
9	12	SAVVY THINKER	4	67.7	0:10.88	1:10.77 [9]	0:56.42 [5]	0:45.54 [5]	0:34.57 [6]	0:23.49 [5]	0:12.05 [8]	7.16L	0:34.57 +0
		Nathan Thomas		1000m	1000m	(0:14.35)	(0:10.88)	(0:10.97)	(0:11.08)	(0:11.44)	(0:12.05)		

Scratched: No Love Lost (#9), Kahaylaan (#10), Ilzoomya (#8)



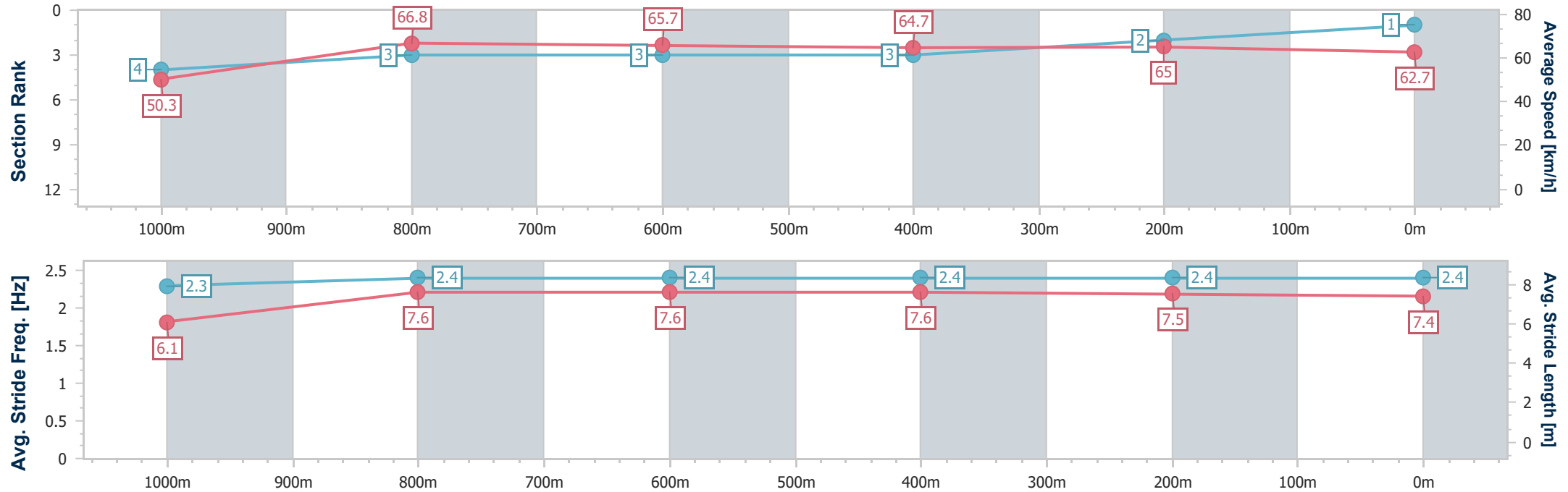
Horse/Jockey Name	Pride Of Venus
Final Rank	1
Fastest Section Time (Section)	0:10.66 (1000m)
Top Speed [km/h] (Section)	67.6 (1000m)
Race State	Finished



TownsvilleProfessional
Race 6: LADBROKES ODDS SURGE BENCHMARK 70
Handicap - 1200m
03 February 2026 - 16:46
Track Rating: Good 4, Weather: Overcast, Rail Position: +7m 1000m
-W/Post, +2m



Section	Overall	1000m	800m	600m	400m	200m								
Section Times	1:09.55 [1] (0:14.22)	0:55.33 [4] (0:10.66)	0:44.67 [3] (0:10.95)	0:33.72 [3] (0:11.13)	0:22.59 [3] (0:11.12)	0:11.47 [2] (0:11.47)								
Average Speed [km/h]	50.3	66.8	65.7	64.7	65.0	62.7								
Top Speed [km/h]	66.1	67.6	66.6	66.0	65.9	64.6								
Avg. Dist. to Rail [m]	4.0	2.1	0.3	0.2	2.2	1.6								
Avg. Stride Freq. [Hz]	2.3	2.4	2.4	2.4	2.4	2.4								
Avg. Stride Length [m]	6.1	7.6	7.6	7.6	7.5	7.4								





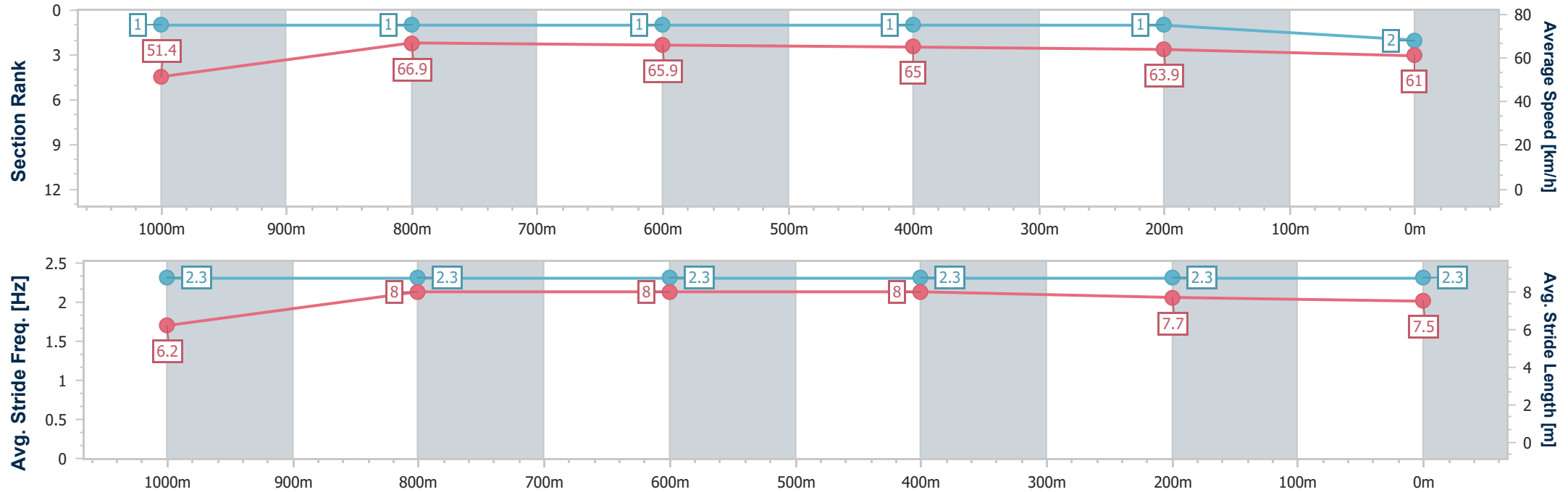
Horse/Jockey Name	Henry's Blade
Final Rank	2
Fastest Section Time (Section)	0:10.70 (1000m)
Top Speed [km/h] (Section)	67.8 (1000m)
Race State	Finished



TownsvilleProfessional
Race 6: LADBROKES ODDS SURGE BENCHMARK 70
Handicap - 1200m
03 February 2026 - 16:46
Track Rating: Good 4, Weather: Overcast, Rail Position: +7m 1000m
-W/Post, +2m



Section	Overall	1000m	800m	600m	400m	200m							
Section Times	1:09.77 [2] (0:13.92)	0:55.85 [1] (0:10.70)	0:45.15 [1] (0:10.99)	0:34.16 [1] (0:11.07)	0:23.09 [1] (0:11.27)	0:11.82 [1] (0:11.82)							
Average Speed [km/h]	51.4	66.9	65.9	65.0	63.9	61.0							
Top Speed [km/h]	66.4	67.8	67.0	66.1	65.7	63.2							
Avg. Dist. to Rail [m]	3.3	1.9	1.3	0.3	0.2	0.2							
Avg. Stride Freq. [Hz]	2.3	2.3	2.3	2.3	2.3	2.3							
Avg. Stride Length [m]	6.2	8.0	8.0	8.0	7.7	7.5							





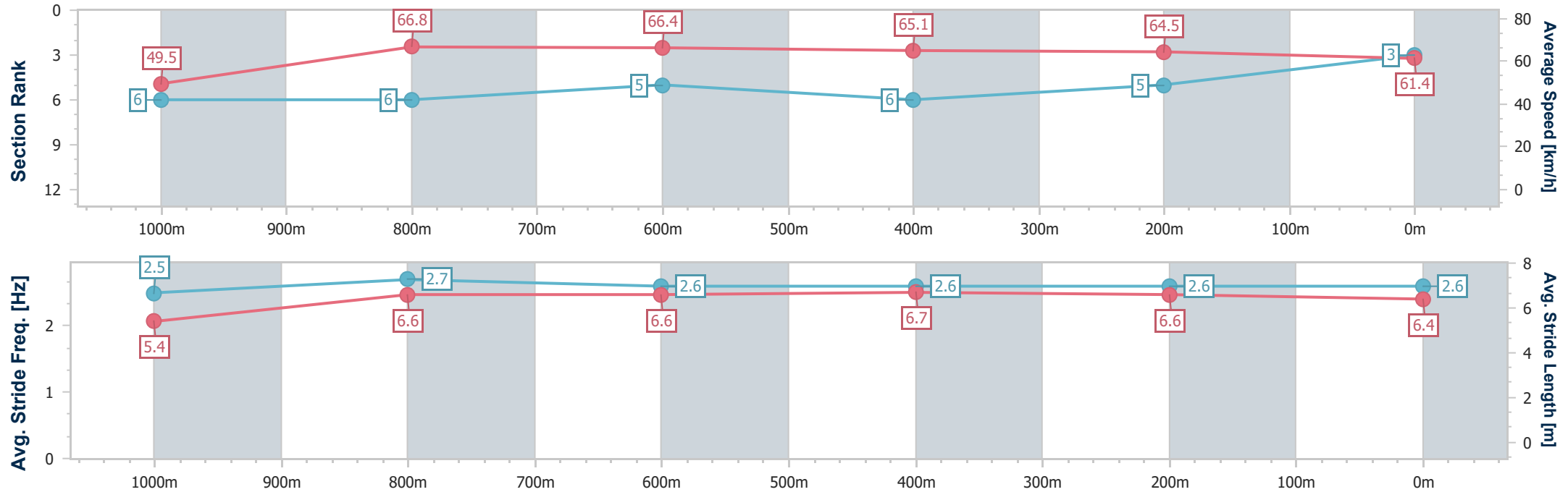
Horse/Jockey Name	Yamabushi
Final Rank	3
Fastest Section Time (Section)	0:10.72 (1000m)
Top Speed [km/h] (Section)	69.4 (1000m)
Race State	Finished



TownsvilleProfessional
Race 6: LADBROKES ODDS SURGE BENCHMARK 70
Handicap - 1200m
03 February 2026 - 16:46
Track Rating: Good 4, Weather: Overcast, Rail Position: +7m 1000m
-W/Post, +2m



Section	Overall	1000m	800m	600m	400m	200m								
Section Times	1:10.30 [3] (0:14.52)	0:55.78 [6] (0:10.72)	0:45.06 [6] (0:10.91)	0:34.15 [5] (0:11.17)	0:22.98 [6] (0:11.24)	0:11.74 [5] (0:11.74)								
Average Speed [km/h]	49.5	66.8	66.4	65.1	64.5	61.4								
Top Speed [km/h]	65.3	69.4	69.1	66.6	65.9	63.9								
Avg. Dist. to Rail [m]	6.0	1.8	1.4	2.2	4.7	4.0								
Avg. Stride Freq. [Hz]	2.5	2.7	2.6	2.6	2.6	2.6								
Avg. Stride Length [m]	5.4	6.6	6.6	6.7	6.6	6.4								





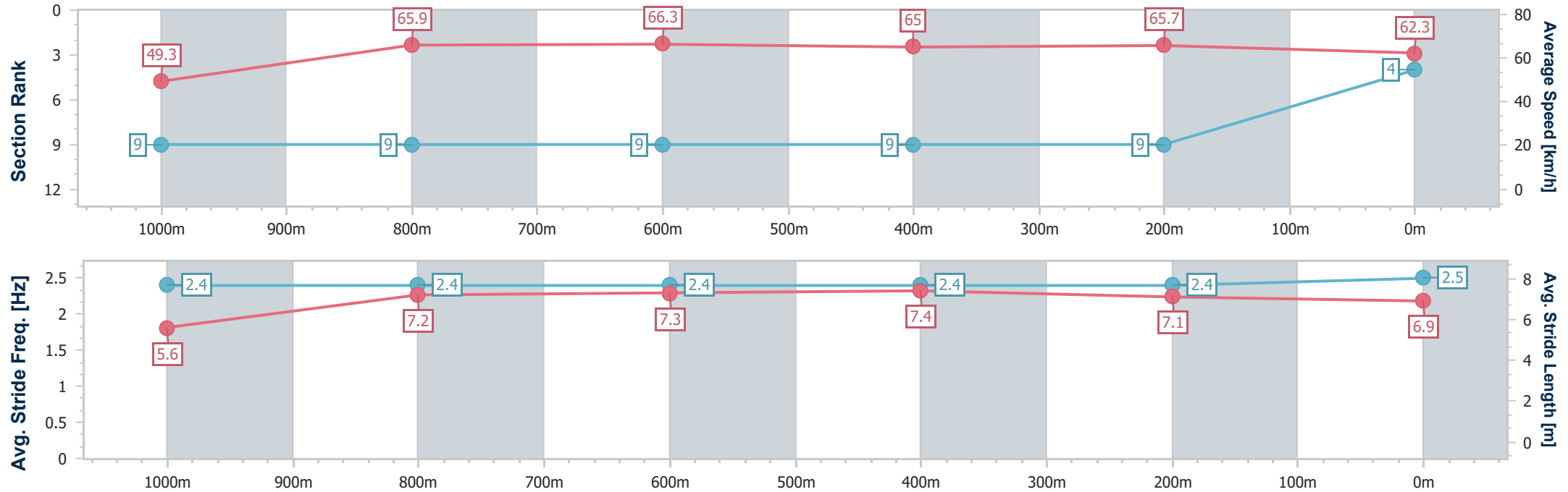
Horse/Jockey Name	Russian Summer
Final Rank	4
Fastest Section Time (Section)	0:10.91 (1000m)
Top Speed [km/h] (Section)	68.2 (800m)
Race State	Finished



TownsvilleProfessional
Race 6: LADBROKES ODDS SURGE BENCHMARK 70
Handicap - 1200m
03 February 2026 - 16:46
Track Rating: Good 4, Weather: Overcast, Rail Position: +7m 1000m
-W/Post, +2m



Section	Overall	1000m	800m	600m	400m	200m							
Section Times	1:10.32 [4] (0:14.66)	0:55.66 [9] (0:10.91)	0:44.75 [9] (0:10.97)	0:33.78 [9] (0:11.22)	0:22.56 [9] (0:11.00)	0:11.56 [9] (0:11.56)							
Average Speed [km/h]	49.3	65.9	66.3	65.0	65.7	62.3							
Top Speed [km/h]	64.9	67.6	68.2	65.8	66.4	65.4							
Avg. Dist. to Rail [m]	7.5	1.7	2.3	2.4	1.7	0.6							
Avg. Stride Freq. [Hz]	2.4	2.4	2.4	2.4	2.4	2.5							
Avg. Stride Length [m]	5.6	7.2	7.3	7.4	7.1	6.9							





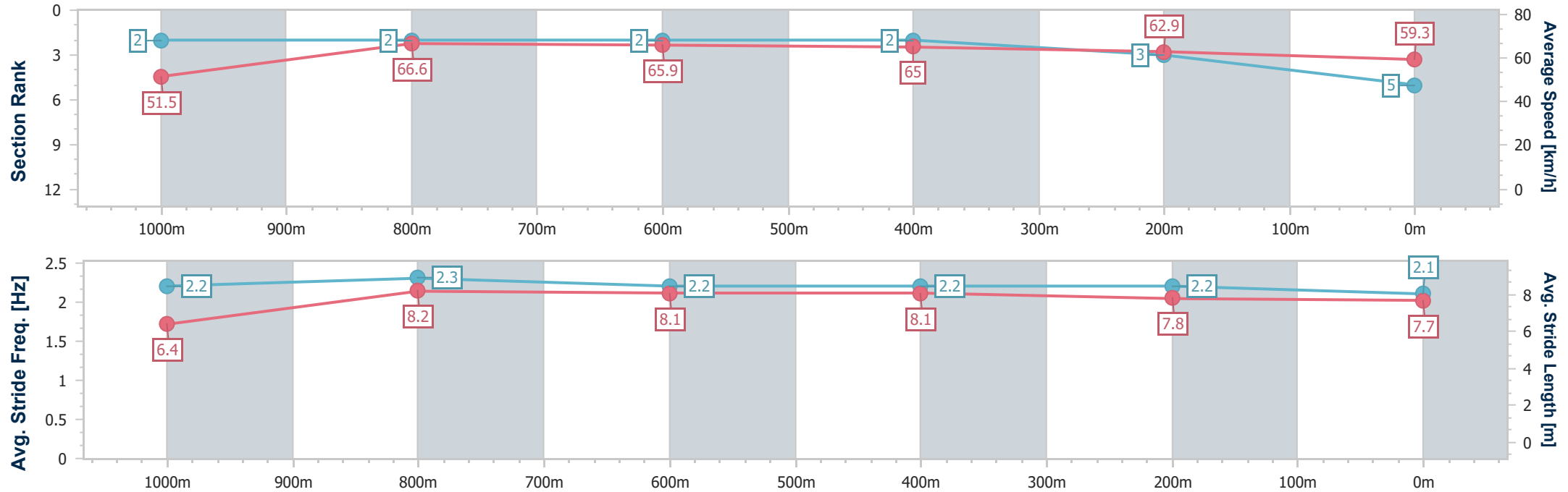
Horse/Jockey Name	Cole's Best
Final Rank	5
Fastest Section Time (Section)	0:10.77 (1000m)
Top Speed [km/h] (Section)	67.7 (Overall)
Race State	Finished



TownsvilleProfessional
Race 6: LADBROKES ODDS SURGE BENCHMARK 70
Handicap - 1200m
03 February 2026 - 16:46
Track Rating: Good 4, Weather: Overcast, Rail Position: +7m 1000m
-W/Post, +2m



Section	Overall	1000m	800m	600m	400m	200m							
Section Times	1:10.39 [5] (0:13.98)	0:56.41 [2] (0:10.77)	0:45.64 [2] (0:10.96)	0:34.68 [2] (0:11.05)	0:23.63 [2] (0:11.48)	0:12.15 [3] (0:12.15)							
Average Speed [km/h]	51.5	66.6	65.9	65.0	62.9	59.3							
Top Speed [km/h]	67.7	67.4	66.6	66.0	64.8	61.0							
Avg. Dist. to Rail [m]	5.2	1.6	0.7	0.3	1.3	2.0							
Avg. Stride Freq. [Hz]	2.2	2.3	2.2	2.2	2.2	2.1							
Avg. Stride Length [m]	6.4	8.2	8.1	8.1	7.8	7.7							





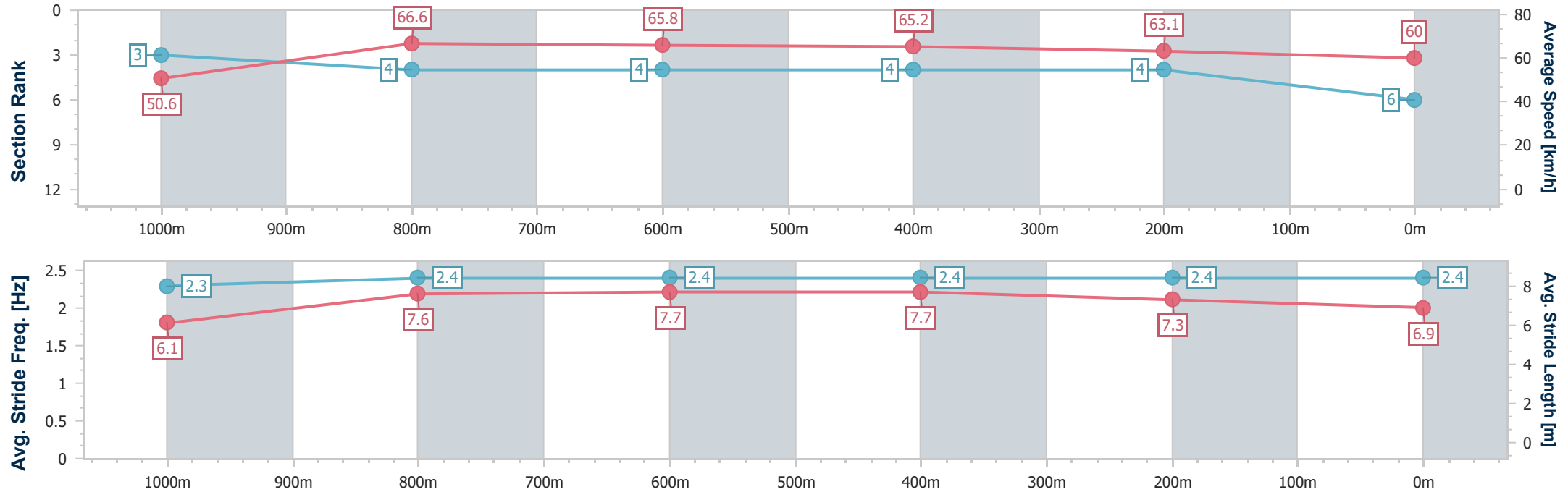
Horse/Jockey Name	Mission Ridge
Final Rank	6
Fastest Section Time (Section)	0:10.77 (1000m)
Top Speed [km/h] (Section)	67.8 (1000m)
Race State	Finished



TownsvilleProfessional
Race 6: LADBROKES ODDS SURGE BENCHMARK 70
Handicap - 1200m
03 February 2026 - 16:46
Track Rating: Good 4, Weather: Overcast, Rail Position: +7m 1000m
-W/Post, +2m



Section	Overall	1000m	800m	600m	400m	200m							
Section Times	1:10.42 [6] (0:14.17)	0:56.25 [3] (0:10.77)	0:45.48 [4] (0:10.95)	0:34.53 [4] (0:11.08)	0:23.45 [4] (0:11.45)	0:12.00 [4] (0:12.00)							
Average Speed [km/h]	50.6	66.6	65.8	65.2	63.1	60.0							
Top Speed [km/h]	65.2	67.8	66.8	66.3	64.6	61.9							
Avg. Dist. to Rail [m]	4.0	1.7	0.3	0.7	3.5	4.3							
Avg. Stride Freq. [Hz]	2.3	2.4	2.4	2.4	2.4	2.4							
Avg. Stride Length [m]	6.1	7.6	7.7	7.7	7.3	6.9							





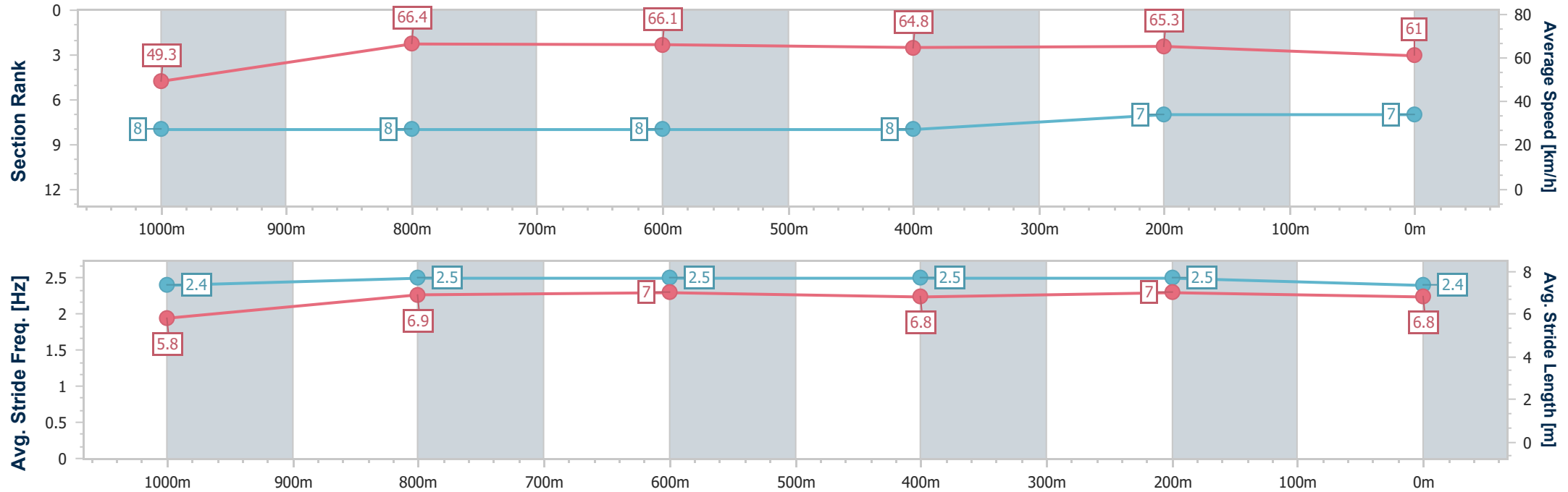
Horse/Jockey Name	Singular
Final Rank	7
Fastest Section Time (Section)	0:10.84 (1000m)
Top Speed [km/h] (Section)	68.1 (800m)
Race State	Finished



TownsvilleProfessional
Race 6: LADBROKES ODDS SURGE BENCHMARK 70
Handicap - 1200m
03 February 2026 - 16:46
Track Rating: Good 4, Weather: Overcast, Rail Position: +7m 1000m
-W/Post, +2m



Section	Overall	1000m	800m	600m	400m	200m							
Section Times	1:10.44 [7] (0:14.64)	0:55.80 [8] (0:10.84)	0:44.96 [8] (0:10.93)	0:34.03 [8] (0:11.17)	0:22.86 [8] (0:11.06)	0:11.80 [7] (0:11.80)							
Average Speed [km/h]	49.3	66.4	66.1	64.8	65.3	61.0							
Top Speed [km/h]	65.1	67.5	68.1	65.8	66.0	63.5							
Avg. Dist. to Rail [m]	7.1	2.0	1.6	0.6	2.2	3.4							
Avg. Stride Freq. [Hz]	2.4	2.5	2.5	2.5	2.5	2.4							
Avg. Stride Length [m]	5.8	6.9	7.0	6.8	7.0	6.8							





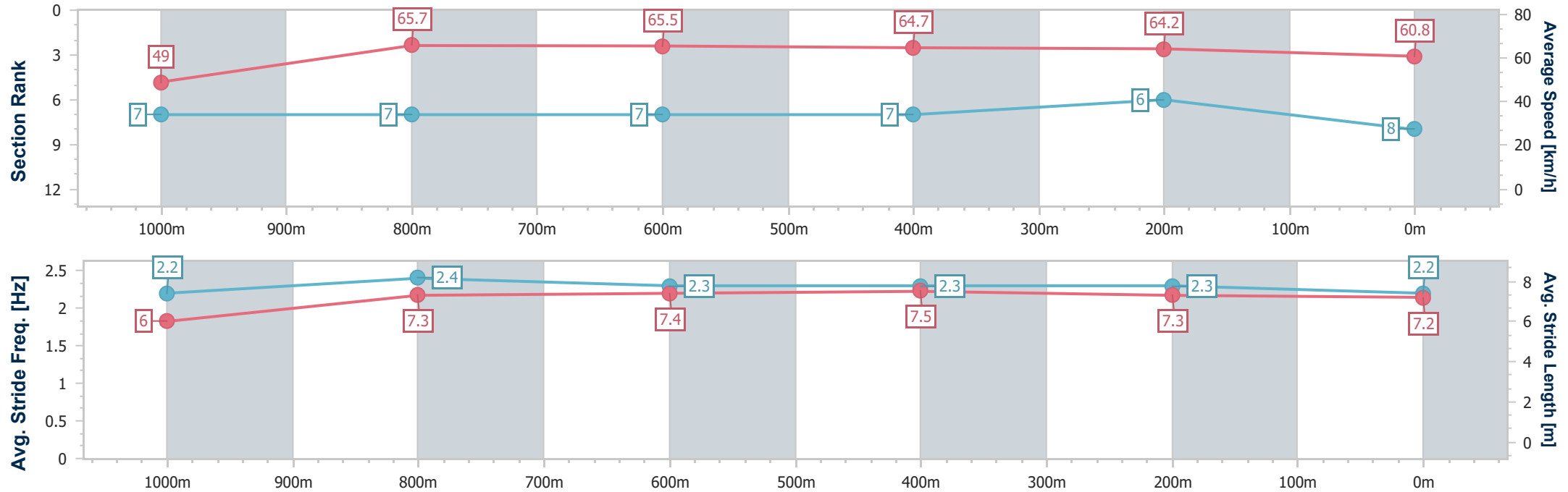
Horse/Jockey Name	Pennypacker
Final Rank	8
Fastest Section Time (Section)	0:10.85 (1000m)
Top Speed [km/h] (Section)	67.4 (800m)
Race State	Finished



TownsvilleProfessional
Race 6: LADBROKES ODDS SURGE BENCHMARK 70
Handicap - 1200m
03 February 2026 - 16:46
Track Rating: Good 4, Weather: Overcast, Rail Position: +7m 1000m
-W/Post, +2m



Section	Overall	1000m	800m	600m	400m	200m							
Section Times	1:10.47 [8] (0:14.61)	0:55.86 [7] (0:10.85)	0:45.01 [7] (0:10.92)	0:34.09 [7] (0:11.03)	0:23.06 [7] (0:11.19)	0:11.87 [6] (0:11.87)							
Average Speed [km/h]	49.0	65.7	65.5	64.7	64.2	60.8							
Top Speed [km/h]	65.3	67.4	67.4	65.7	65.2	63.5							
Avg. Dist. to Rail [m]	5.5	1.8	1.3	2.0	1.3	2.0							
Avg. Stride Freq. [Hz]	2.2	2.4	2.3	2.3	2.3	2.2							
Avg. Stride Length [m]	6.0	7.3	7.4	7.5	7.3	7.2							



- [] Ranking at each section and finish
- .-.- No data available at this section
- NA No data available



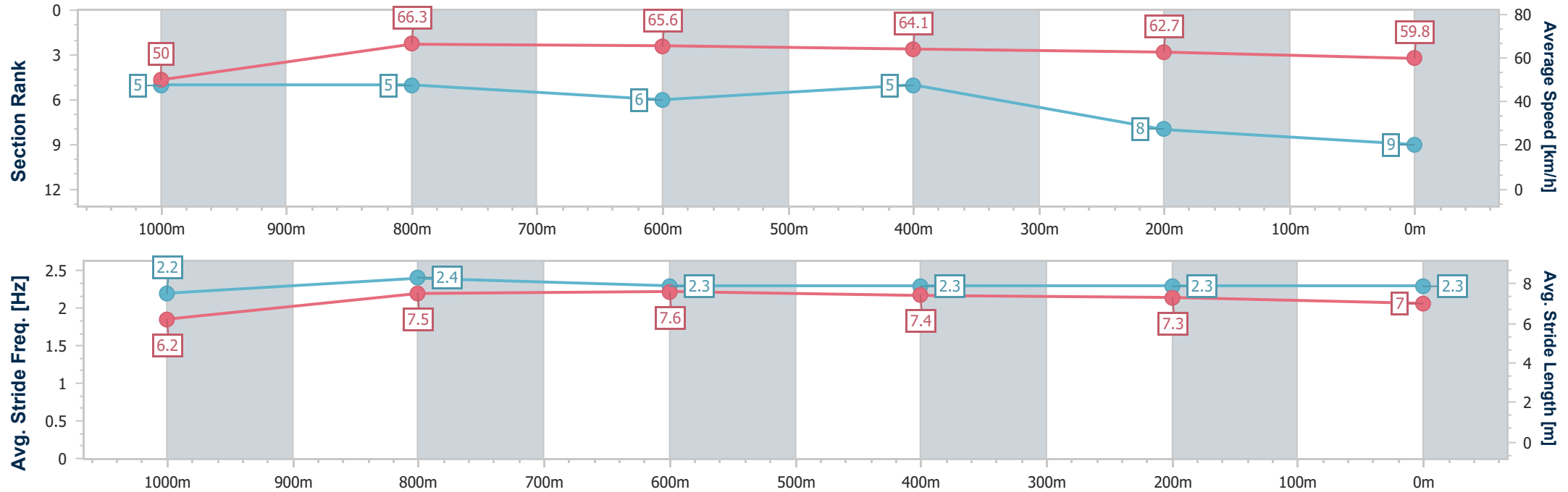
Horse/Jockey Name	Savvy Thinker
Final Rank	9
Fastest Section Time (Section)	0:10.88 (1000m)
Top Speed [km/h] (Section)	67.7 (1000m)
Race State	Finished



TownsvilleProfessional
Race 6: LADBROKES ODDS SURGE BENCHMARK 70
Handicap - 1200m
03 February 2026 - 16:46
Track Rating: Good 4, Weather: Overcast, Rail Position: +7m 1000m
-W/Post, +2m



Section	Overall	1000m	800m	600m	400m	200m							
Section Times	1:10.77 [9] (0:14.35)	0:56.42 [5] (0:10.88)	0:45.54 [5] (0:10.97)	0:34.57 [6] (0:11.08)	0:23.49 [5] (0:11.44)	0:12.05 [8] (0:12.05)							
Average Speed [km/h]	50.0	66.3	65.6	64.1	62.7	59.8							
Top Speed [km/h]	64.6	67.7	66.1	65.5	63.6	61.5							
Avg. Dist. to Rail [m]	4.7	1.5	0.9	2.5	1.2	0.2							
Avg. Stride Freq. [Hz]	2.2	2.4	2.3	2.3	2.3	2.3							
Avg. Stride Length [m]	6.2	7.5	7.6	7.4	7.3	7.0							





Townsville Professional

Race 7: VALE GEORGE COLEMAN RATINGS BAND 0 - 60 Handicap - 1300m

03 February 2026 - 17:25



Track Rating: Good 4, Weather: Overcast, Rail Position: +7m 1000m-W/Post, +2m

Section		Overall				1200m	1000m	800m	600m	400m	Last 600m	
Field Times		1:18.31				1:08.44	0:57.40	0:46.24	0:35.08	0:23.69	0:00.00	
		(0:09.87)				(0:11.04)	(0:11.16)	(0:11.16)	(0:11.39)	(0:11.63)		
Rank	TAB	Horse/Jockey	Barrier	Top Speed [km/h]	Fastest Section							Distance Travelled [m]
1	8	KOBAYASTAR	3	66.8	0:10.14	1:18.31 [1]	1:08.17 [5]	0:56.92 [4]	0:45.91 [4]	0:34.83 [5]	0:23.47 [3]	0:34.83
		Ryan Wiggins		1000m	Overall	(0:10.14)	(0:11.25)	(0:11.01)	(0:11.08)	(0:11.36)	(0:11.46)	
2	4	UNIFIES	4	66.9	0:09.87	1:18.51 [2]	1:08.64 [1]	0:57.60 [1]	0:46.39 [2]	0:35.28 [2]	0:23.89 [1]	0:35.28 -3
		Lacey Morrison		1200m	Overall	(0:09.87)	(0:11.04)	(0:11.21)	(0:11.11)	(0:11.39)	(0:11.63)	
3	2	NO LOVE LOST	5	66.2	0:10.16	1:18.57 [3]	1:08.41 [6]	0:57.12 [7]	0:45.90 [7]	0:34.93 [7]	0:23.58 [5]	0:34.93 -3
		Adam Sewell		800m	Overall	(0:10.16)	(0:11.29)	(0:11.22)	(0:10.97)	(0:11.35)	(0:11.45)	
4	5	SILVER CITY	9	67.0	0:10.55	1:18.82 [4]	1:08.27 [11]	0:57.24 [8]	0:46.00 [8]	0:34.97 [9]	0:23.69 [8]	0:34.97 -1
		Aidan Holt		1200m	Overall	(0:10.55)	(0:11.03)	(0:11.24)	(0:11.03)	(0:11.28)	(0:11.61)	
5	10	WINNING SAGA	2	66.8	0:10.09	1:18.85 [5]	1:08.76 [4]	0:57.42 [6]	0:46.24 [6]	0:35.11 [8]	0:23.73 [7]	0:35.11 -1
		Graham Kliese		1000m	Overall	(0:10.09)	(0:11.34)	(0:11.18)	(0:11.13)	(0:11.38)	(0:11.57)	
6	6	THE HONEY BADGER	11	66.5	0:10.52	1:18.94 [6]	1:08.42 [10]	0:57.07 [11]	0:45.88 [10]	0:34.83 [11]	0:23.54 [10]	0:34.83 +2
		Nathan Thomas		800m	Overall	(0:10.52)	(0:11.35)	(0:11.19)	(0:11.05)	(0:11.29)	(0:11.56)	
7	13	GOLD SLUICE	6	66.8	0:09.96	1:18.95 [7]	1:08.99 [3]	0:58.04 [2]	0:46.88 [1]	0:35.71 [3]	0:24.22 [2]	0:35.71 +2
		Ashvin Goindasamy		800m	Overall	(0:09.96)	(0:10.95)	(0:11.16)	(0:11.17)	(0:11.49)	(0:11.80)	
8	9	TO LOVE SOMEBODY	1	66.0	0:09.92	1:19.00 [8]	1:09.08 [2]	0:57.89 [3]	0:46.67 [3]	0:35.58 [4]	0:24.06 [4]	0:35.58 +2
		Peta Edwards		1000m	Overall	(0:09.92)	(0:11.19)	(0:11.22)	(0:11.09)	(0:11.52)	(0:11.77)	
9	12	LET'S RIDE	8	67.3	0:10.35	1:19.20 [9]	1:08.85 [8]	0:57.45 [10]	0:46.03 [11]	0:35.15 [10]	0:23.98 [9]	0:35.15 +5
		Olivia Kendal		600m	Overall	(0:10.35)	(0:11.40)	(0:11.42)	(0:10.88)	(0:11.17)	(0:11.54)	
10	1	BETTA AL	12	67.7	0:10.75	1:19.28 [10]	1:08.53 [12]	0:57.03 [12]	0:45.77 [12]	0:35.01 [12]	0:23.77 [11]	0:35.01 -2
		Amanda Thomson		800m	Overall	(0:10.75)	(0:11.50)	(0:11.26)	(0:10.76)	(0:11.24)	(0:11.50)	

Scratched: Craicaro (#15), Flashbang (#7), Majestic Blaze (#14)

Report Created: Tue 3 February 2026 18:06 GMT+ (Note: Timing is based on position data)

Page 1/16

[] Ranking at each section and finish
-:-:- No data available at this section
NA No data available
SCN Saddle cloth number
DNF Did not finish
DNT Did not track

data processed by TRIPLESDATA



Townsville Professional
Race 7: VALE GEORGE COLEMAN RATINGS BAND 0 - 60 Handicap - 1300m
03 February 2026 - 17:25



Track Rating: Good 4, Weather: Overcast, Rail Position: +7m 1000m-W/Post, +2m

Section						Overall	1200m	1000m	800m	600m	400m	Last 600m	
Field Times						1:18.31 (0:09.87)	1:08.44 (0:11.04)	0:57.40 (0:11.16)	0:46.24 (0:11.16)	0:35.08 (0:11.39)	0:23.69 (0:11.63)	0:00.00	
Rank	TAB	Horse/Jockey	Barrier	Top Speed [km/h]	Fastest Section								Distance Travelled [m]
11	11	HEART 'N' POWER	10	67.0	0:10.33	1:19.97 [11]	1:09.64 [7]	0:58.56 [5]	0:47.42 [5]	0:36.37 [6]	0:24.91 [6]	0:36.37	+4
		Ron Stewart		800m	Overall	(0:10.33)	(0:11.08)	(0:11.14)	(0:11.05)	(0:11.46)	(0:11.94)		
12	3	ROOM FOR SQUARES	7	Data was not able to be tracked for this horse		-:-:--	-:-:--	-:-:--	-:-:--	-:-:--	-:-:--	-:-:--	----:-
		Ivo Fry											

Scratched: Craicaro (#15), Flashbang (#7), Majestic Blaze (#14)



Townsville Professional
Race 7: VALE GEORGE COLEMAN RATINGS BAND 0 - 60 Handicap - 1300m
03 February 2026 - 17:25



Track Rating: Good 4, Weather: Overcast, Rail Position: +7m 1000m-W/Post, +2m

Section		200m					Last 600m		
Field Times		0:12.06 (0:12.06)					0:00.00		
Rank	TAB	Horse/Jockey	Barrier	Top Speed [km/h]	Fastest Section	Margin		Distance Travelled [m]	
1	8	KOBAYASTAR	3	66.8	0:10.14	0:12.01 [2]	1:18.31	0:34.83	
		Ryan Wiggins		1000m	Overall	(0:12.01)			
2	4	UNIFIES	4	66.9	0:09.87	0:12.26 [1]	1.17L	0:35.28 -3	
		Lacey Morrison		1200m	Overall	(0:12.26)			
3	2	NO LOVE LOST	5	66.2	0:10.16	0:12.13 [3]	1.52L	0:34.93 -3	
		Adam Sewell		800m	Overall	(0:12.13)			
4	5	SILVER CITY	9	67.0	0:10.55	0:12.08 [7]	3.01L	0:34.97 -1	
		Aidan Holt		1200m	Overall	(0:12.08)			
5	10	WINNING SAGA	2	66.8	0:10.09	0:12.16 [5]	3.19L	0:35.11 -1	
		Graham Kliese		1000m	Overall	(0:12.16)			
6	6	THE HONEY BADGER	11	66.5	0:10.52	0:11.98 [9]	3.69L	0:34.83 +2	
		Nathan Thomas		800m	Overall	(0:11.98)			
7	13	GOLD SLUICE	6	66.8	0:09.96	0:12.42 [4]	3.78L	0:35.71 +2	
		Ashvin Goindasamy		800m	Overall	(0:12.42)			
8	9	TO LOVE SOMEBODY	1	66.0	0:09.92	0:12.29 [6]	4.04L	0:35.58 +2	
		Peta Edwards		1000m	Overall	(0:12.29)			
9	12	LET'S RIDE	8	67.3	0:10.35	0:12.44 [8]	5.25L	0:35.15 +5	
		Olivia Kendal		600m	Overall	(0:12.44)			
10	1	BETTA AL	12	67.7	0:10.75	0:12.27 [11]	5.73L	0:35.01 -2	
		Amanda Thomson		800m	Overall	(0:12.27)			

Scratched: Craicaro (#15), Flashbang (#7), Majestic Blaze (#14)



Townsville Professional
Race 7: VALE GEORGE COLEMAN RATINGS BAND 0 - 60 Handicap - 1300m
03 February 2026 - 17:25



Track Rating: Good 4, Weather: Overcast, Rail Position: +7m 1000m-W/Post, +2m

Section		200m					Last 600m		
Field Times		0:12.06 (0:12.06)					0:00.00		
Rank	TAB	Horse/Jockey	Barrier	Top Speed [km/h]	Fastest Section	Margin	Margin		Distance Travelled [m]
11	11	HEART 'N' POWER	10	67.0	0:10.33	0:12.97 [10]	9.75L	0:36.37	+4
		Ron Stewart		800m	Overall	(0:12.97)			
12	3	ROOM FOR SQUARES	7	Data was not able to be tracked for this horse		-:--:--	22.17L	-:--:--	----.-
		Ivo Fry							

Scratched: Craicaro (#15), Flashbang (#7), Majestic Blaze (#14)



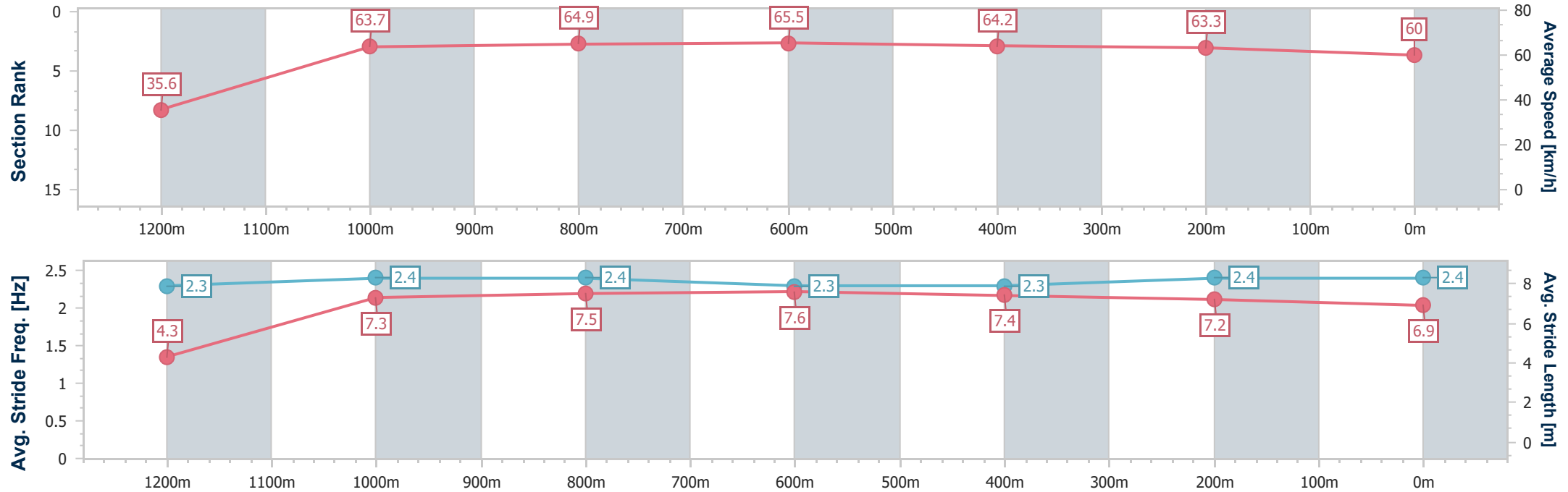
Horse/Jockey Name	Kobayastar
Final Rank	1
Fastest Section Time (Section)	0:10.14 (Overall)
Top Speed [km/h] (Section)	66.8 (1000m)
Race State	Finished



TownsvilleProfessional
Race 7: VALE GEORGE COLEMAN RATINGS BAND 0 - 60
Handicap - 1300m
03 February 2026 - 17:25
Track Rating: Good 4, Weather: Overcast, Rail Position: +7m 1000m
-W/Post, +2m



Section	Overall	1200m	1000m	800m	600m	400m	200m						
Section Times	1:18.31 [1] (0:10.14)	1:08.17 [5] (0:11.25)	0:56.92 [4] (0:11.01)	0:45.91 [4] (0:11.08)	0:34.83 [5] (0:11.36)	0:23.47 [3] (0:11.46)	0:12.01 [2] (0:12.01)						
Average Speed [km/h]	35.6	63.7	64.9	65.5	64.2	63.3	60.0						
Top Speed [km/h]	64.9	65.1	66.8	66.4	66.3	64.1	62.7						
Avg. Dist. to Rail [m]	11.0	1.9	1.8	1.3	3.2	3.7	2.3						
Avg. Stride Freq. [Hz]	2.3	2.4	2.4	2.3	2.3	2.4	2.4						
Avg. Stride Length [m]	4.3	7.3	7.5	7.6	7.4	7.2	6.9						





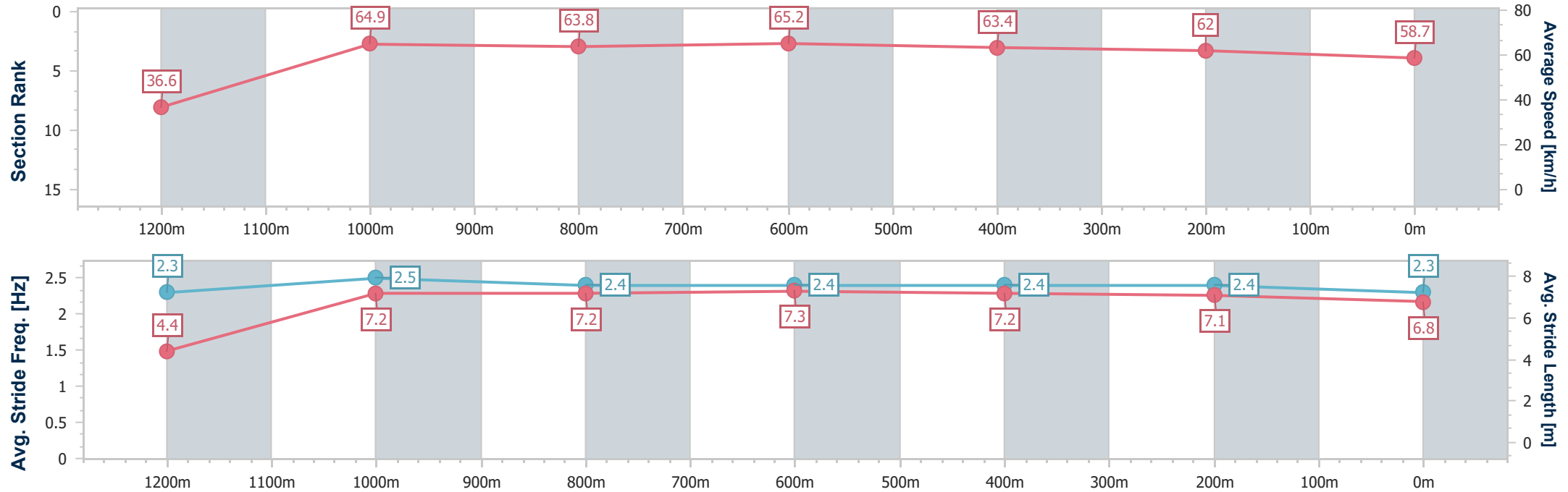
Horse/Jockey Name	Unifies
Final Rank	2
Fastest Section Time (Section)	0:09.87 (Overall)
Top Speed [km/h] (Section)	66.9 (1200m)
Race State	Finished



TownsvilleProfessional
Race 7: VALE GEORGE COLEMAN RATINGS BAND 0 - 60
Handicap - 1300m
03 February 2026 - 17:25
Track Rating: Good 4, Weather: Overcast, Rail Position: +7m 1000m
-W/Post, +2m



Section	Overall	1200m	1000m	800m	600m	400m	200m						
Section Times	1:18.51 [2] (0:09.87)	1:08.64 [1] (0:11.04)	0:57.60 [1] (0:11.21)	0:46.39 [2] (0:11.11)	0:35.28 [2] (0:11.39)	0:23.89 [1] (0:11.63)	0:12.26 [1] (0:12.26)						
Average Speed [km/h]	36.6	64.9	63.8	65.2	63.4	62.0	58.7						
Top Speed [km/h]	65.6	66.9	65.5	65.7	64.9	62.5	61.2						
Avg. Dist. to Rail [m]	10.6	2.7	1.7	0.8	0.8	1.0	0.8						
Avg. Stride Freq. [Hz]	2.3	2.5	2.4	2.4	2.4	2.4	2.3						
Avg. Stride Length [m]	4.4	7.2	7.2	7.3	7.2	7.1	6.8						





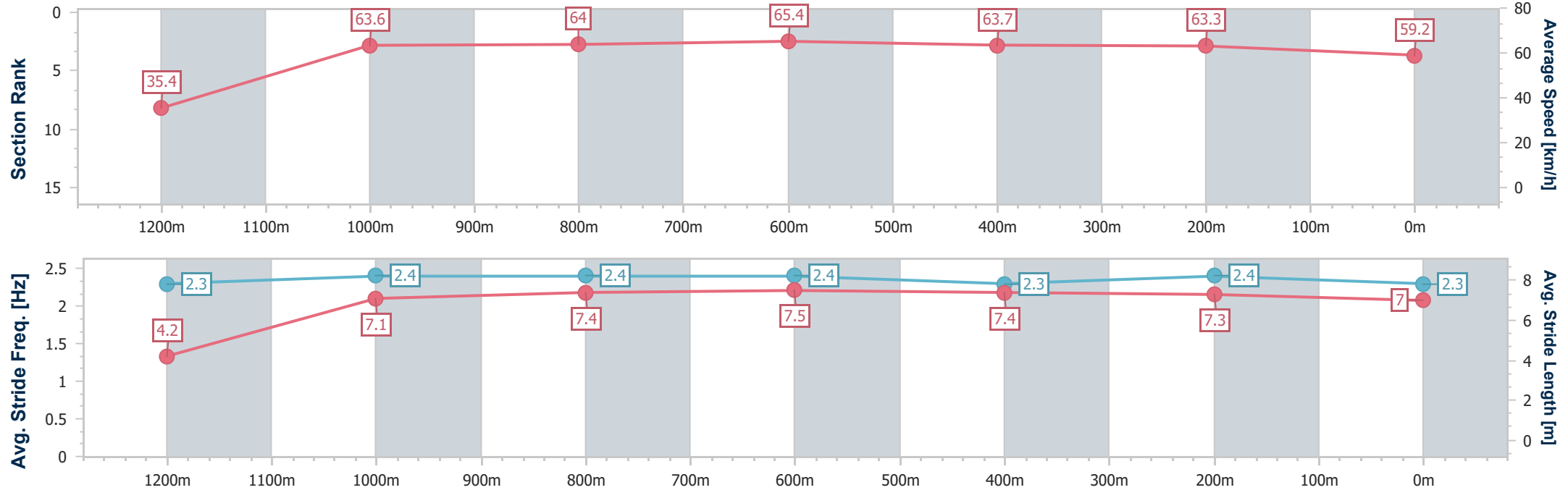
Horse/Jockey Name	No Love Lost
Final Rank	3
Fastest Section Time (Section)	0:10.16 (Overall)
Top Speed [km/h] (Section)	66.2 (800m)
Race State	Finished



TownsvilleProfessional
Race 7: VALE GEORGE COLEMAN RATINGS BAND 0 - 60
Handicap - 1300m
03 February 2026 - 17:25
Track Rating: Good 4, Weather: Overcast, Rail Position: +7m 1000m
-W/Post, +2m



Section	Overall	1200m	1000m	800m	600m	400m	200m						
Section Times	1:18.57 [3] (0:10.16)	1:08.41 [6] (0:11.29)	0:57.12 [7] (0:11.22)	0:45.90 [7] (0:10.97)	0:34.93 [7] (0:11.35)	0:23.58 [5] (0:11.45)	0:12.13 [3] (0:12.13)						
Average Speed [km/h]	35.4	63.6	64.0	65.4	63.7	63.3	59.2						
Top Speed [km/h]	62.1	65.6	66.2	66.2	65.5	64.4	62.4						
Avg. Dist. to Rail [m]	11.7	1.7	1.1	0.9	1.1	3.7	3.5						
Avg. Stride Freq. [Hz]	2.3	2.4	2.4	2.4	2.3	2.4	2.3						
Avg. Stride Length [m]	4.2	7.1	7.4	7.5	7.4	7.3	7.0						





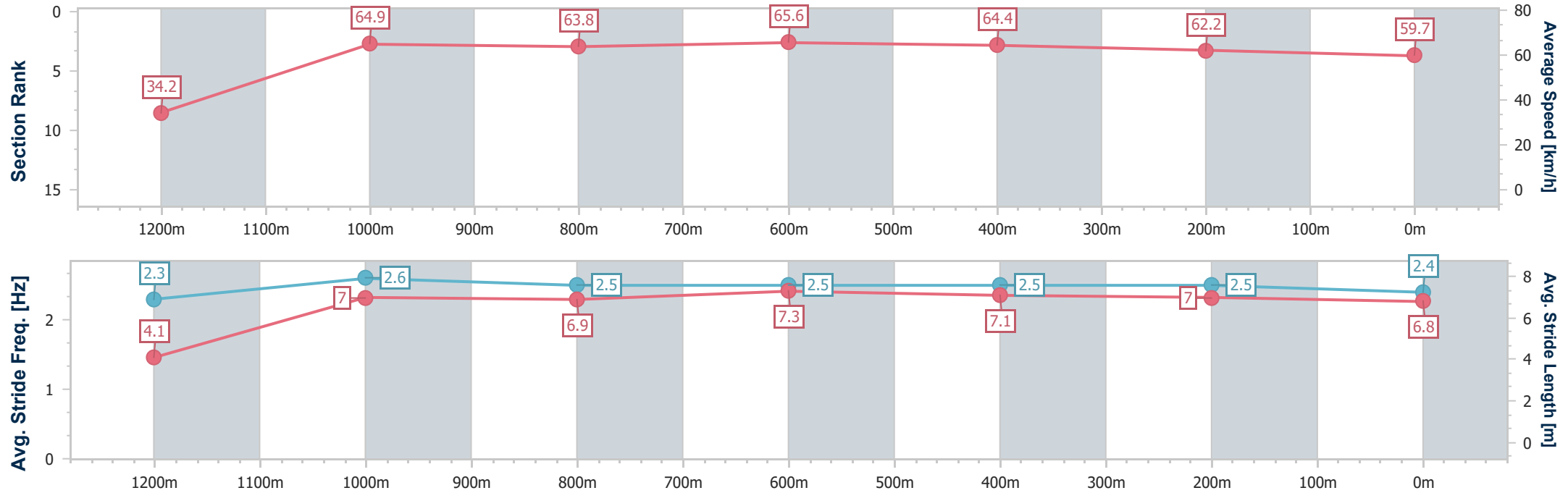
Horse/Jockey Name	Silver City
Final Rank	4
Fastest Section Time (Section)	0:10.55 (Overall)
Top Speed [km/h] (Section)	67.0 (1200m)
Race State	Finished



TownsvilleProfessional
Race 7: VALE GEORGE COLEMAN RATINGS BAND 0 - 60
Handicap - 1300m
03 February 2026 - 17:25
Track Rating: Good 4, Weather: Overcast, Rail Position: +7m 1000m
-W/Post, +2m



Section	Overall	1200m	1000m	800m	600m	400m	200m						
Section Times	1:18.82 [4] (0:10.55)	1:08.27 [11] (0:11.03)	0:57.24 [8] (0:11.24)	0:46.00 [8] (0:11.03)	0:34.97 [9] (0:11.28)	0:23.69 [8] (0:11.61)	0:12.08 [7] (0:12.08)						
Average Speed [km/h]	34.2	64.9	63.8	65.6	64.4	62.2	59.7						
Top Speed [km/h]	63.8	67.0	65.6	66.3	65.1	64.6	61.9						
Avg. Dist. to Rail [m]	13.1	2.3	1.7	1.1	2.0	2.3	4.5						
Avg. Stride Freq. [Hz]	2.3	2.6	2.5	2.5	2.5	2.5	2.4						
Avg. Stride Length [m]	4.1	7.0	6.9	7.3	7.1	7.0	6.8						





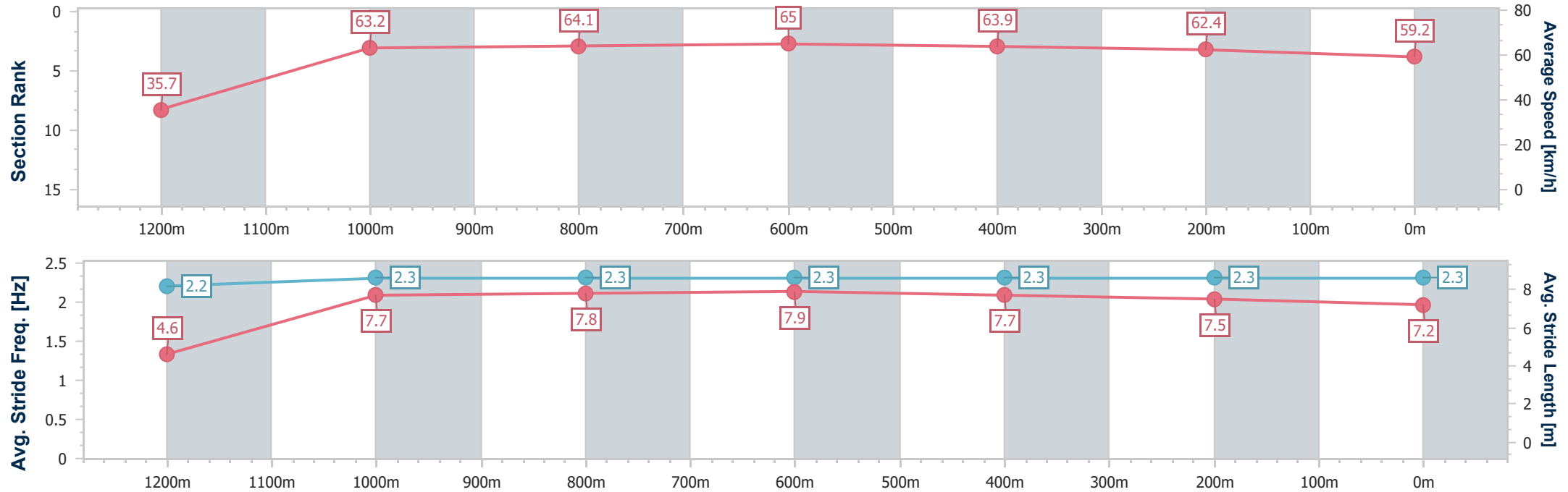
Horse/Jockey Name	Winning Saga
Final Rank	5
Fastest Section Time (Section)	0:10.09 (Overall)
Top Speed [km/h] (Section)	66.8 (1000m)
Race State	Finished



TownsvilleProfessional
Race 7: VALE GEORGE COLEMAN RATINGS BAND 0 - 60
Handicap - 1300m
03 February 2026 - 17:25
Track Rating: Good 4, Weather: Overcast, Rail Position: +7m 1000m
-W/Post, +2m



Section	Overall	1200m	1000m	800m	600m	400m	200m						
Section Times	1:18.85 [5] (0:10.09)	1:08.76 [4] (0:11.34)	0:57.42 [6] (0:11.18)	0:46.24 [6] (0:11.13)	0:35.11 [8] (0:11.38)	0:23.73 [7] (0:11.57)	0:12.16 [5] (0:12.16)						
Average Speed [km/h]	35.7	63.2	64.1	65.0	63.9	62.4	59.2						
Top Speed [km/h]	63.2	63.8	66.8	66.3	65.0	63.8	61.1						
Avg. Dist. to Rail [m]	9.4	2.4	1.7	1.6	2.0	1.6	0.8						
Avg. Stride Freq. [Hz]	2.2	2.3	2.3	2.3	2.3	2.3	2.3						
Avg. Stride Length [m]	4.6	7.7	7.8	7.9	7.7	7.5	7.2						





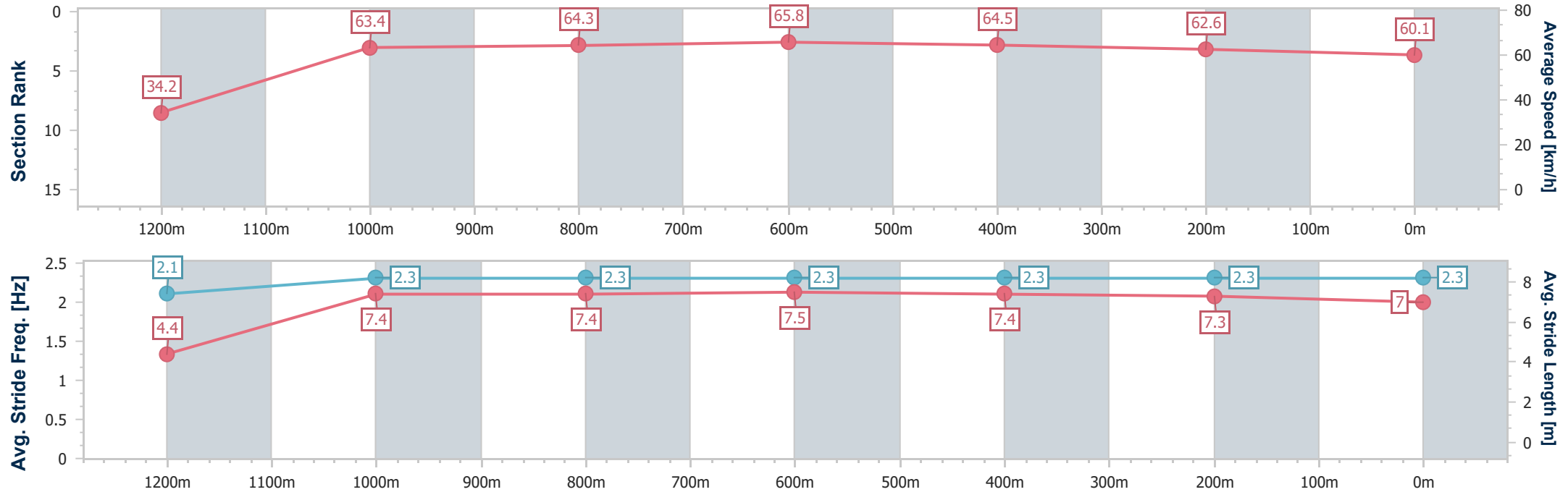
Horse/Jockey Name	The Honey Badger
Final Rank	6
Fastest Section Time (Section)	0:10.52 (Overall)
Top Speed [km/h] (Section)	66.5 (800m)
Race State	Finished



TownsvilleProfessional
Race 7: VALE GEORGE COLEMAN RATINGS BAND 0 - 60
Handicap - 1300m
03 February 2026 - 17:25
Track Rating: Good 4, Weather: Overcast, Rail Position: +7m 1000m
-W/Post, +2m



Section	Overall	1200m	1000m	800m	600m	400m	200m						
Section Times	1:18.94 [6] (0:10.52)	1:08.42 [10] (0:11.35)	0:57.07 [11] (0:11.19)	0:45.88 [10] (0:11.05)	0:34.83 [11] (0:11.29)	0:23.54 [10] (0:11.56)	0:11.98 [9] (0:11.98)						
Average Speed [km/h]	34.2	63.4	64.3	65.8	64.5	62.6	60.1						
Top Speed [km/h]	59.8	64.8	66.4	66.5	65.9	63.7	62.5						
Avg. Dist. to Rail [m]	15.8	2.3	1.9	2.1	2.8	3.7	7.1						
Avg. Stride Freq. [Hz]	2.1	2.3	2.3	2.3	2.3	2.3	2.3						
Avg. Stride Length [m]	4.4	7.4	7.4	7.5	7.4	7.3	7.0						





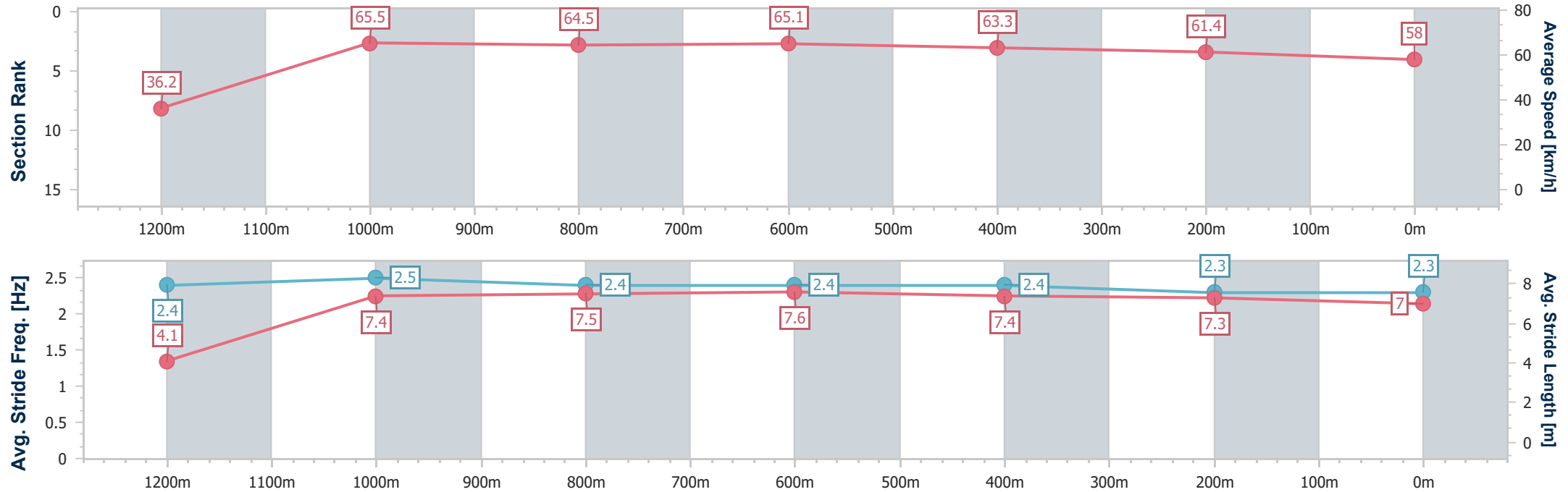
Horse/Jockey Name	Gold Sluice
Final Rank	7
Fastest Section Time (Section)	0:09.96 (Overall)
Top Speed [km/h] (Section)	66.8 (800m)
Race State	Finished



TownsvilleProfessional
Race 7: VALE GEORGE COLEMAN RATINGS BAND 0 - 60
Handicap - 1300m
03 February 2026 - 17:25
Track Rating: Good 4, Weather: Overcast, Rail Position: +7m 1000m
-W/Post, +2m



Section	Overall	1200m	1000m	800m	600m	400m	200m						
Section Times	1:18.95 [7] (0:09.96)	1:08.99 [3] (0:10.95)	0:58.04 [2] (0:11.16)	0:46.88 [1] (0:11.17)	0:35.71 [3] (0:11.49)	0:24.22 [2] (0:11.80)	0:12.42 [4] (0:12.42)						
Average Speed [km/h]	36.2	65.5	64.5	65.1	63.3	61.4	58.0						
Top Speed [km/h]	63.5	66.4	65.9	66.8	65.5	62.5	60.2						
Avg. Dist. to Rail [m]	12.4	2.5	1.7	2.2	2.7	2.6	3.0						
Avg. Stride Freq. [Hz]	2.4	2.5	2.4	2.4	2.4	2.3	2.3						
Avg. Stride Length [m]	4.1	7.4	7.5	7.6	7.4	7.3	7.0						





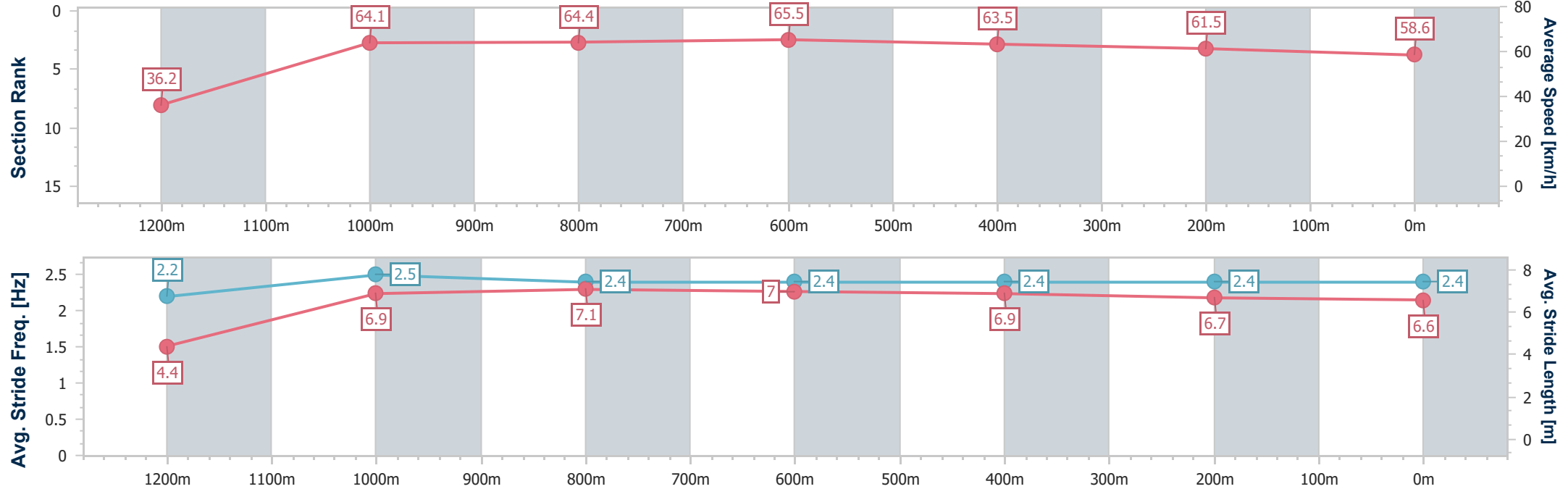
Horse/Jockey Name	To Love Somebody
Final Rank	8
Fastest Section Time (Section)	0:09.92 (Overall)
Top Speed [km/h] (Section)	66.0 (1000m)
Race State	Finished



TownsvilleProfessional
Race 7: VALE GEORGE COLEMAN RATINGS BAND 0 - 60
Handicap - 1300m
03 February 2026 - 17:25
Track Rating: Good 4, Weather: Overcast, Rail Position: +7m 1000m
-W/Post, +2m



Section	Overall	1200m	1000m	800m	600m	400m	200m						
Section Times	1:19.00 [8] (0:09.92)	1:09.08 [2] (0:11.19)	0:57.89 [3] (0:11.22)	0:46.67 [3] (0:11.09)	0:35.58 [4] (0:11.52)	0:24.06 [4] (0:11.77)	0:12.29 [6] (0:12.29)						
Average Speed [km/h]	36.2	64.1	64.4	65.5	63.5	61.5	58.6						
Top Speed [km/h]	64.0	64.4	66.0	65.8	65.2	62.7	61.8						
Avg. Dist. to Rail [m]	8.1	1.8	2.0	1.9	3.2	2.3	3.8						
Avg. Stride Freq. [Hz]	2.2	2.5	2.4	2.4	2.4	2.4	2.4						
Avg. Stride Length [m]	4.4	6.9	7.1	7.0	6.9	6.7	6.6						





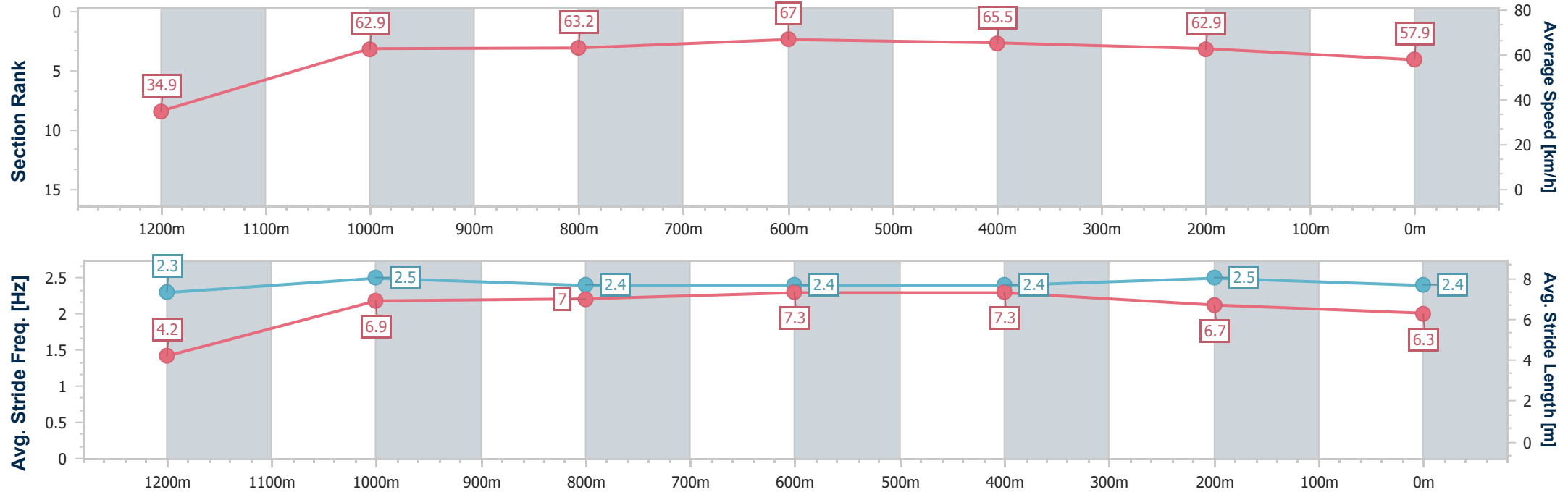
Horse/Jockey Name	Let's Ride
Final Rank	9
Fastest Section Time (Section)	0:10.35 (Overall)
Top Speed [km/h] (Section)	67.3 (600m)
Race State	Finished



TownsvilleProfessional
Race 7: VALE GEORGE COLEMAN RATINGS BAND 0 - 60
Handicap - 1300m
03 February 2026 - 17:25
Track Rating: Good 4, Weather: Overcast, Rail Position: +7m 1000m
-W/Post, +2m



Section	Overall	1200m	1000m	800m	600m	400m	200m						
Section Times	1:19.20 [9] (0:10.35)	1:08.85 [8] (0:11.40)	0:57.45 [10] (0:11.42)	0:46.03 [11] (0:10.88)	0:35.15 [10] (0:11.17)	0:23.98 [9] (0:11.54)	0:12.44 [8] (0:12.44)						
Average Speed [km/h]	34.9	62.9	63.2	67.0	65.5	62.9	57.9						
Top Speed [km/h]	61.2	64.1	66.4	67.2	67.3	64.2	61.4						
Avg. Dist. to Rail [m]	13.3	1.9	1.9	2.8	3.6	6.4	9.0						
Avg. Stride Freq. [Hz]	2.3	2.5	2.4	2.4	2.4	2.5	2.4						
Avg. Stride Length [m]	4.2	6.9	7.0	7.3	7.3	6.7	6.3						





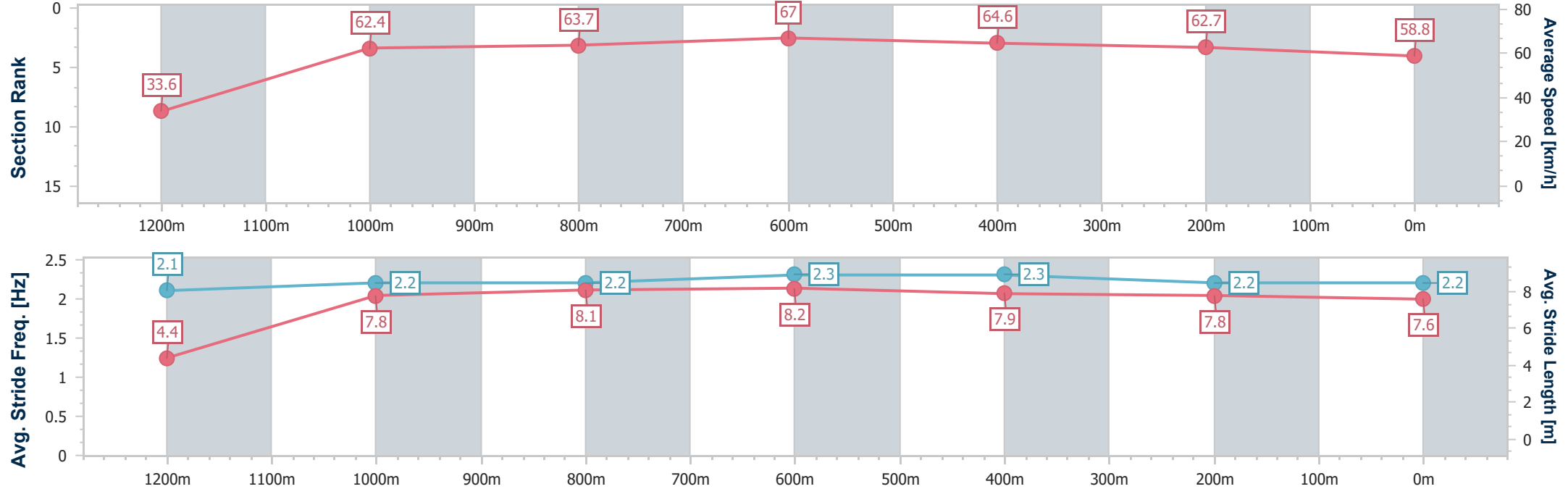
Horse/Jockey Name	Betta AI
Final Rank	10
Fastest Section Time (Section)	0:10.75 (Overall)
Top Speed [km/h] (Section)	67.7 (800m)
Race State	Finished



TownsvilleProfessional
Race 7: VALE GEORGE COLEMAN RATINGS BAND 0 - 60
Handicap - 1300m
03 February 2026 - 17:25
Track Rating: Good 4, Weather: Overcast, Rail Position: +7m 1000m
-W/Post, +2m



Section	Overall	1200m	1000m	800m	600m	400m	200m						
Section Times	1:19.28 [10] (0:10.75)	1:08.53 [12] (0:11.50)	0:57.03 [12] (0:11.26)	0:45.77 [12] (0:10.76)	0:35.01 [12] (0:11.24)	0:23.77 [11] (0:11.50)	0:12.27 [11] (0:12.27)						
Average Speed [km/h]	33.6	62.4	63.7	67.0	64.6	62.7	58.8						
Top Speed [km/h]	57.9	64.2	66.8	67.7	65.5	64.3	61.1						
Avg. Dist. to Rail [m]	16.7	2.3	1.2	0.3	1.5	1.8	5.9						
Avg. Stride Freq. [Hz]	2.1	2.2	2.2	2.3	2.3	2.2	2.2						
Avg. Stride Length [m]	4.4	7.8	8.1	8.2	7.9	7.8	7.6						





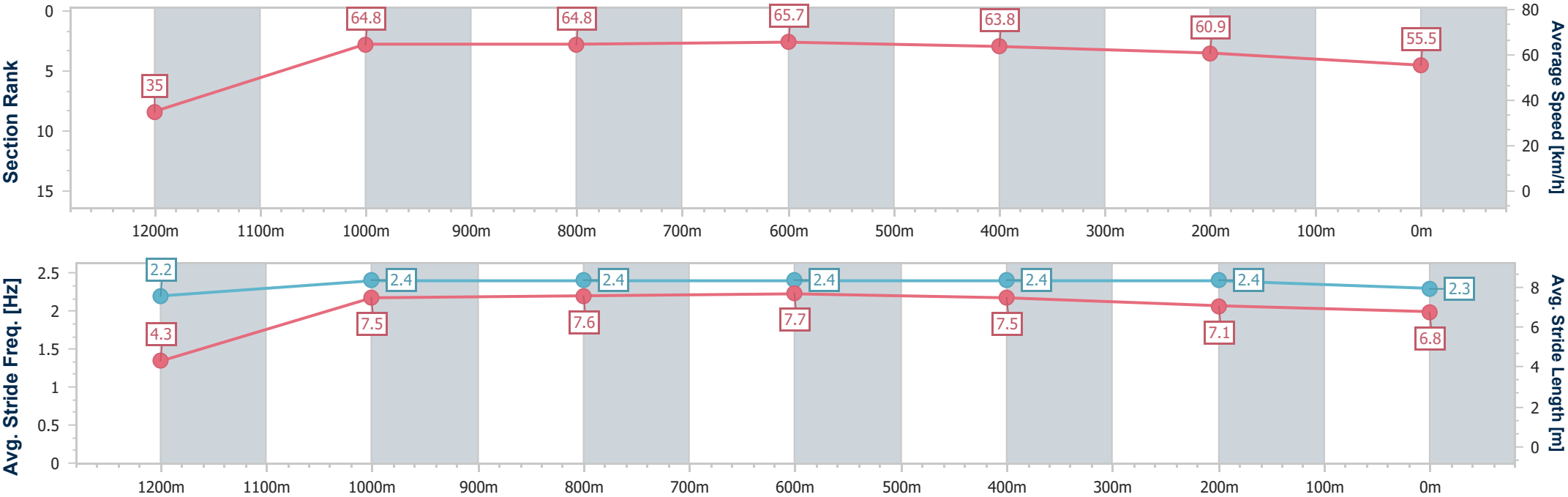
Horse/Jockey Name	Heart 'N' Power
Final Rank	11
Fastest Section Time (Section)	0:10.33 (Overall)
Top Speed [km/h] (Section)	67.0 (800m)
Race State	Finished



TownsvilleProfessional
Race 7: VALE GEORGE COLEMAN RATINGS BAND 0 - 60
Handicap - 1300m
03 February 2026 - 17:25
Track Rating: Good 4, Weather: Overcast, Rail Position: +7m 1000m
-W/Post, +2m



Section	Overall	1200m	1000m	800m	600m	400m	200m						
Section Times	1:19.97 [11] (0:10.33)	1:09.64 [7] (0:11.08)	0:58.56 [5] (0:11.14)	0:47.42 [5] (0:11.05)	0:36.37 [6] (0:11.46)	0:24.91 [6] (0:11.94)	0:12.97 [10] (0:12.97)						
Average Speed [km/h]	35.0	64.8	64.8	65.7	63.8	60.9	55.5						
Top Speed [km/h]	63.1	66.2	66.9	67.0	66.2	63.0	59.0						
Avg. Dist. to Rail [m]	15.1	1.9	1.6	2.0	3.2	5.9	8.3						
Avg. Stride Freq. [Hz]	2.2	2.4	2.4	2.4	2.4	2.4	2.3						
Avg. Stride Length [m]	4.3	7.5	7.6	7.7	7.5	7.1	6.8						





Horse/Jockey Name	Room For Squares
Final Rank	-
Fastest Section Time (Section)	-:--:--
Top Speed [km/h] (Section)	--.-
Race State	DidNotTrack



TownsvilleProfessional
Race 7: VALE GEORGE COLEMAN RATINGS BAND 0 - 60
Handicap - 1300m
03 February 2026 - 17:25
Track Rating: Good 4, Weather: Overcast, Rail Position: +7m 1000m
-W/Post, +2m



Section	Overall	1200m	1000m	800m	600m	400m	200m						
Section Times	-:--:--	-:--:--	-:--:--	-:--:--	-:--:--	-:--:--	-:--:--						
Average Speed [km/h]	--.-	--.-	--.-	--.-	--.-	--.-	--.-						
Top Speed [km/h]	--.-	--.-	--.-	--.-	--.-	--.-	--.-						
Avg. Dist. to Rail [m]	.-	.-	.-	.-	.-	.-	.-						
Avg. Stride Freq. [Hz]	--.-	--.-	--.-	--.-	--.-	--.-	--.-						
Avg. Stride Length [m]	--.-	--.-	--.-	--.-	--.-	--.-	--.-						

[] Ranking at each section and finish
-:--:-- No data available at this section
NA No data available