



**Eagle Farm Professional**  
**Race 1: Become a BRC Member QTIS Two-Years-Old Maiden Plate - 1000m**

04 February 2026 - 13:40



Track Rating: Soft 5, Weather: Overcast, Rail Position: +10m Entire

Section						Overall	800m	600m	400m	200m			Last 600m	
Field Times						0:57.46 (0:13.18)	0:44.28 (0:10.72)	0:33.56 (0:10.99)	0:22.57 (0:10.90)	0:11.67 (0:11.67)			0:33.56	
Rank	TAB	Horse/Jockey	Barrier	Top Speed [km/h]	Fastest Section							Margin		
1	12	CHERRY BOMSHELL	4	70.1	0:10.72	0:57.46 [1]	0:44.28 [1]	0:33.56 [1]	0:22.57 [1]	0:11.67 [1]	0:57.46	0:33.56		
		Ben Thompson		800m	800m	(0:13.18)	(0:10.72)	(0:10.99)	(0:10.90)	(0:11.67)				
2	11	HIGH AUTHORITY	9	69.8	0:10.84	0:58.61 [2]	0:44.67 [8]	0:33.81 [8]	0:22.97 [8]	0:11.91 [4]	6.73L	0:33.81		
		Cejay Graham		800m	600m	(0:13.94)	(0:10.86)	(0:10.84)	(0:11.06)	(0:11.91)				
3	10	SWEET REBELLION	7	69.8	0:10.70	0:58.78 [3]	0:45.55 [2]	0:34.85 [2]	0:23.75 [2]	0:12.60 [2]	7.71L	0:34.85		
		Chelsea Baker		Overall	800m	(0:13.23)	(0:10.70)	(0:11.10)	(0:11.15)	(0:12.60)				
4	2	SLING	2	68.7	0:10.78	0:58.79 [4]	0:45.36 [4]	0:34.58 [4]	0:23.52 [3]	0:12.28 [3]	7.78L	0:34.58		
		Daniel Moor		800m	800m	(0:13.43)	(0:10.78)	(0:11.06)	(0:11.24)	(0:12.28)				
5	1	DIAMOND IMPACT	6	68.8	0:10.85	0:59.30 [5]	0:45.42 [7]	0:34.54 [7]	0:23.69 [7]	0:12.52 [7]	10.81L	0:34.54		
		Jake Bayliss		600m	600m	(0:13.88)	(0:10.88)	(0:10.85)	(0:11.17)	(0:12.52)				
6	3	SYRIAN DIAMOND	8	70.2	0:10.74	0:59.52 [6]	0:45.82 [6]	0:35.08 [5]	0:24.11 [6]	0:12.80 [5]	12.11L	0:35.08		
		Gary Geran		800m	800m	(0:13.70)	(0:10.74)	(0:10.97)	(0:11.31)	(0:12.80)				
7	4	ALL THOSE GLITTERS	5	68.2	0:10.86	1:00.06 [7]	0:46.44 [5]	0:35.53 [6]	0:24.67 [5]	0:13.33 [6]	15.29L	0:35.53		
		Kyle Wilson-Taylor		800m	600m	(0:13.62)	(0:10.91)	(0:10.86)	(0:11.34)	(0:13.33)				
8	7	PRESTIGE DELAWARE	1	68.0	0:10.84	1:00.22 [8]	0:46.85 [3]	0:36.01 [3]	0:24.95 [4]	0:13.34 [8]	16.21L	0:36.01		
		Dylan Turner		800m	800m	(0:13.37)	(0:10.84)	(0:11.06)	(0:11.61)	(0:13.34)				

Scratched: Summer Sensation (#8), Esperanza (#5), Mishani Rozay (#6), Sun Sister (#9), She's Hotstuff (#13)



Horse/Jockey Name	Cherry Bomshell
Final Rank	1
Fastest Section Time (Section)	0:10.72 (800m)
Top Speed [km/h] (Section)	70.1 (800m)
Race State	Finished

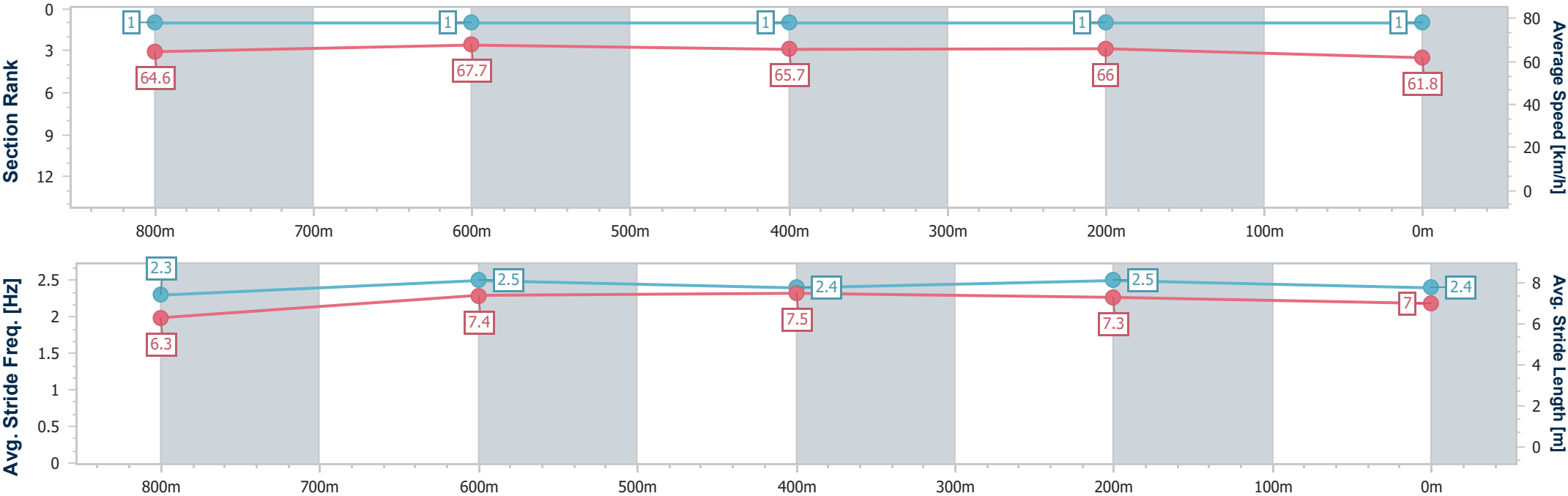


Eagle Farm Professional  
Race 1: Become a BRC Member QTIS Two-Years-Old Maiden  
Plate - 1000m  
04 February 2026 - 13:40  
Track Rating: Soft 5, Weather: Overcast, Rail Position: +10m Entire



BRISBANE  
RACING CLUB

Section	Overall	800m	600m	400m	200m														
Section Times	0:57.46 [1] (0:13.18)	0:44.28 [1] (0:10.72)	0:33.56 [1] (0:10.99)	0:22.57 [1] (0:10.90)	0:11.67 [1] (0:11.67)														
Average Speed [km/h]	64.6	67.7	65.7	66.0	61.8														
Top Speed [km/h]	69.3	70.1	67.1	67.1	65.0														
Avg. Dist. to Rail [m]	3.5	1.5	0.7	1.3	1.1														
Avg. Stride Freq. [Hz]	2.3	2.5	2.4	2.5	2.4														
Avg. Stride Length [m]	6.3	7.4	7.5	7.3	7.0														





Horse/Jockey Name	High Authority
Final Rank	2
Fastest Section Time (Section)	0:10.84 (600m)
Top Speed [km/h] (Section)	69.8 (800m)
Race State	Finished

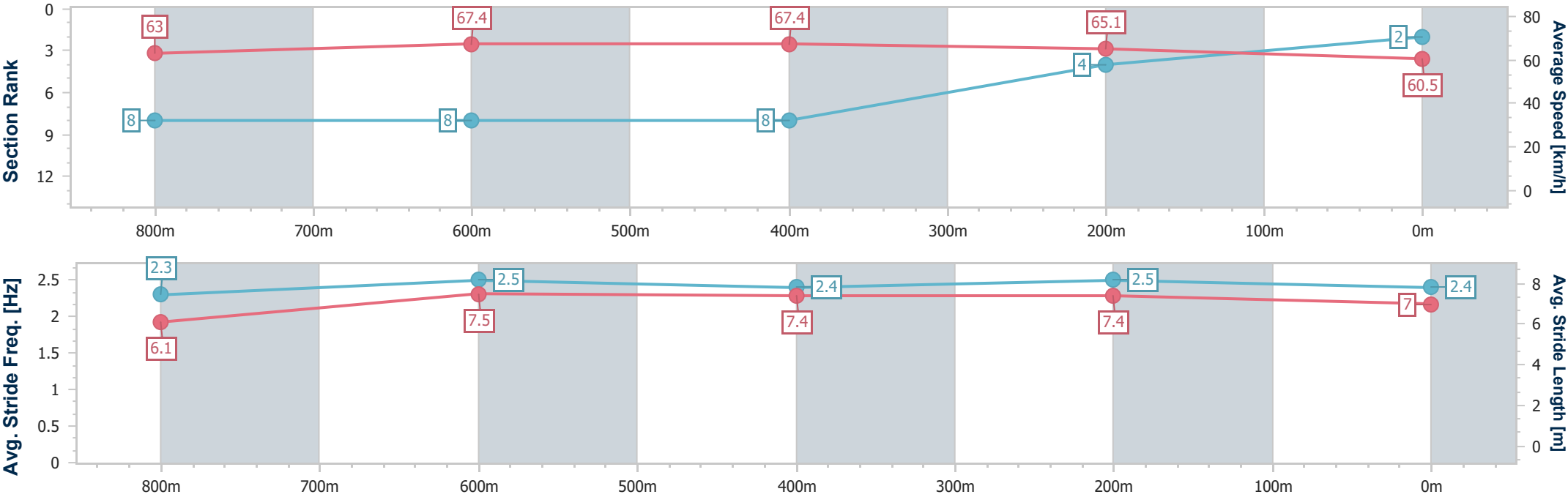


Eagle Farm Professional  
Race 1: Become a BRC Member QTIS Two-Years-Old Maiden  
Plate - 1000m  
04 February 2026 - 13:40  
Track Rating: Soft 5, Weather: Overcast, Rail Position: +10m Entire



BRISBANE  
RACING CLUB

Section	Overall	800m	600m	400m	200m														
Section Times	0:58.61 [2] (0:13.94)	0:44.67 [8] (0:10.86)	0:33.81 [8] (0:10.84)	0:22.97 [8] (0:11.06)	0:11.91 [4] (0:11.91)														
Average Speed [km/h]	63.0	67.4	67.4	65.1	60.5														
Top Speed [km/h]	66.3	69.8	68.7	67.0	63.0														
Avg. Dist. to Rail [m]	6.1	1.8	0.8	2.1	1.6														
Avg. Stride Freq. [Hz]	2.3	2.5	2.4	2.5	2.4														
Avg. Stride Length [m]	6.1	7.5	7.4	7.4	7.0														





Horse/Jockey Name	Sweet Rebellion
Final Rank	3
Fastest Section Time (Section)	0:10.70 (800m)
Top Speed [km/h] (Section)	69.8 (Overall)
Race State	Finished



Eagle FarmProfessional  
Race 1: Become a BRC Member QTIS Two-Years-Old Maiden  
Plate - 1000m

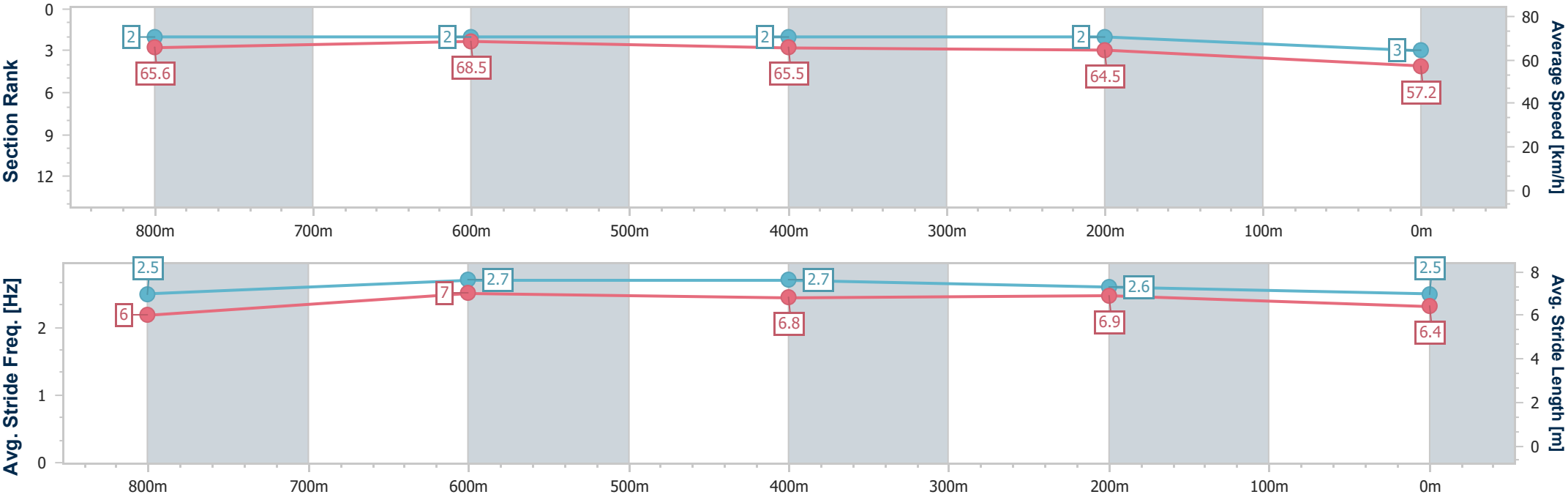
04 February 2026 - 13:40

Track Rating: Soft 5, Weather: Overcast, Rail Position: +10m Entire



BRISBANE  
RACING CLUB

Section	Overall	800m	600m	400m	200m										
Section Times	0:58.78 [3] (0:13.23)	0:45.55 [2] (0:10.70)	0:34.85 [2] (0:11.10)	0:23.75 [2] (0:11.15)	0:12.60 [2] (0:12.60)										
Average Speed [km/h]	65.6	68.5	65.5	64.5	57.2										
Top Speed [km/h]	69.8	69.6	66.6	66.5	61.2										
Avg. Dist. to Rail [m]	5.1	1.8	0.5	0.5	0.5										
Avg. Stride Freq. [Hz]	2.5	2.7	2.7	2.6	2.5										
Avg. Stride Length [m]	6.0	7.0	6.8	6.9	6.4										





Horse/Jockey Name	Sling
Final Rank	4
Fastest Section Time (Section)	0:10.78 (800m)
Top Speed [km/h] (Section)	68.7 (800m)
Race State	Finished



Eagle FarmProfessional  
Race 1: Become a BRC Member QTIS Two-Years-Old Maiden  
Plate - 1000m

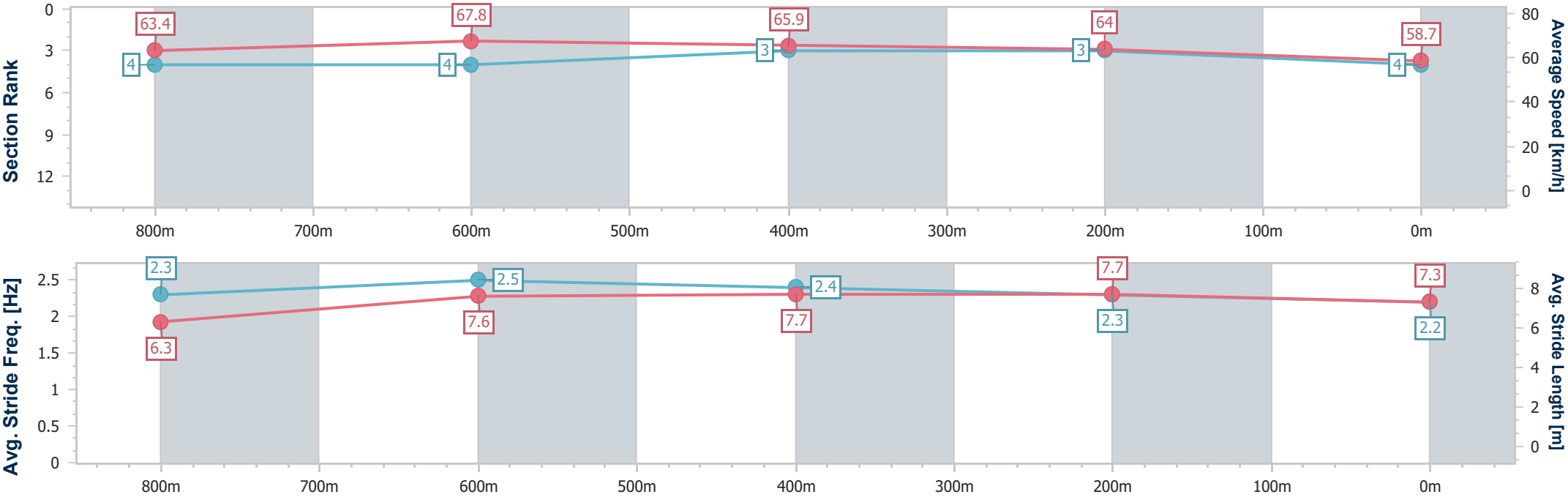
04 February 2026 - 13:40

Track Rating: Soft 5, Weather: Overcast, Rail Position: +10m Entire



BRISBANE  
RACING CLUB

Section	Overall	800m	600m	400m	200m														
Section Times	0:58.79 [4] (0:13.43)	0:45.36 [4] (0:10.78)	0:34.58 [4] (0:11.06)	0:23.52 [3] (0:11.24)	0:12.28 [3] (0:12.28)														
Average Speed [km/h]	63.4	67.8	65.9	64.0	58.7														
Top Speed [km/h]	67.1	68.7	67.5	65.5	61.8														
Avg. Dist. to Rail [m]	2.0	0.7	0.3	0.8	1.1														
Avg. Stride Freq. [Hz]	2.3	2.5	2.4	2.3	2.2														
Avg. Stride Length [m]	6.3	7.6	7.7	7.7	7.3														





Horse/Jockey Name	Diamond Impact
Final Rank	5
Fastest Section Time (Section)	0:10.85 (600m)
Top Speed [km/h] (Section)	68.8 (600m)
Race State	Finished

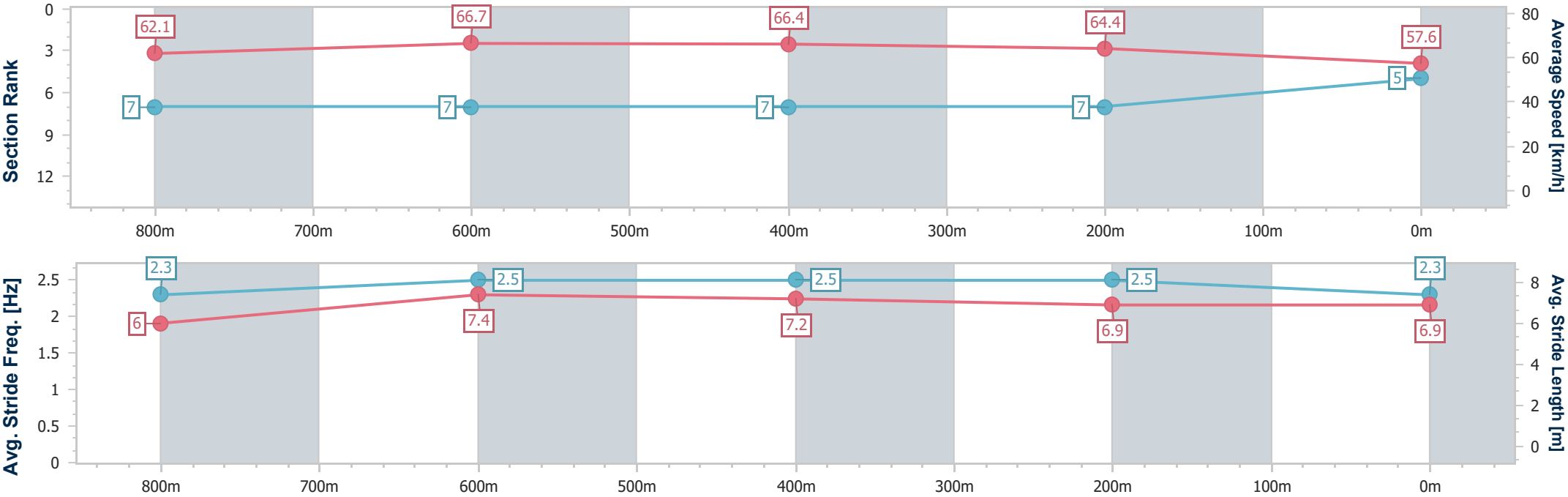


Eagle Farm Professional  
Race 1: Become a BRC Member QTIS Two-Years-Old Maiden  
Plate - 1000m  
04 February 2026 - 13:40  
Track Rating: Soft 5, Weather: Overcast, Rail Position: +10m Entire



BRISBANE  
RACING CLUB

Section	Overall	800m	600m	400m	200m														
Section Times	0:59.30 [5] (0:13.88)	0:45.42 [7] (0:10.88)	0:34.54 [7] (0:10.85)	0:23.69 [7] (0:11.17)	0:12.52 [7] (0:12.52)														
Average Speed [km/h]	62.1	66.7	66.4	64.4	57.6														
Top Speed [km/h]	65.7	67.8	68.8	67.5	60.6														
Avg. Dist. to Rail [m]	3.1	0.5	1.7	0.4	0.3														
Avg. Stride Freq. [Hz]	2.3	2.5	2.5	2.5	2.3														
Avg. Stride Length [m]	6.0	7.4	7.2	6.9	6.9														





Horse/Jockey Name	Syrian Diamond
Final Rank	6
Fastest Section Time (Section)	0:10.74 (800m)
Top Speed [km/h] (Section)	70.2 (800m)
Race State	Finished

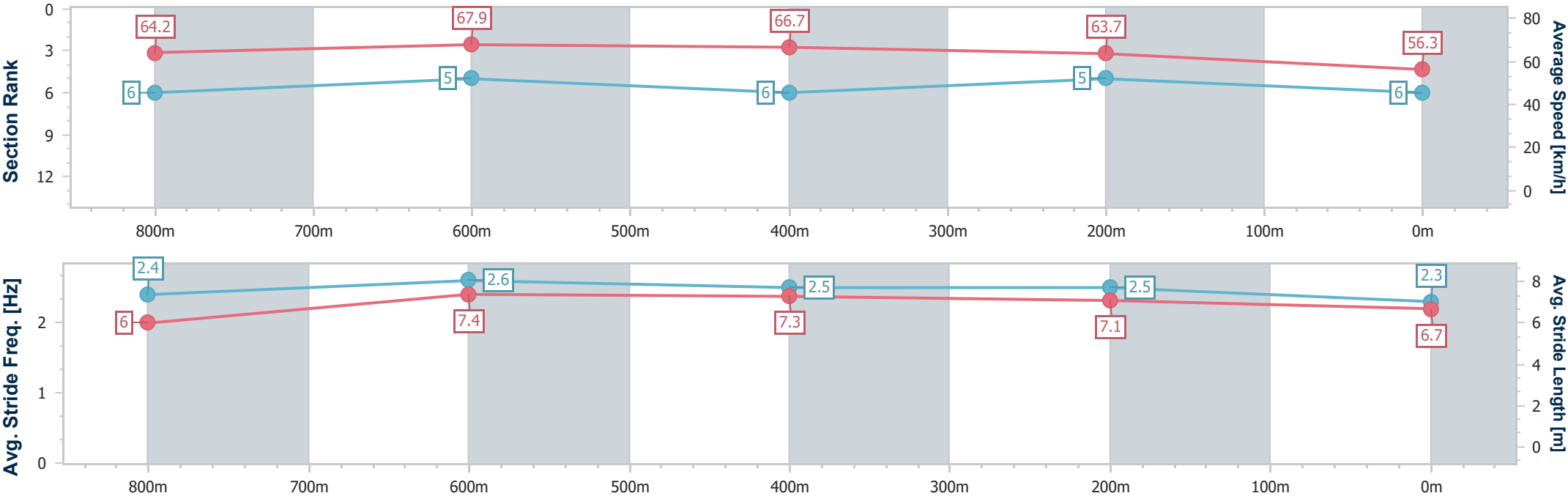


Eagle Farm Professional  
Race 1: Become a BRC Member QTIS Two-Years-Old Maiden  
Plate - 1000m  
04 February 2026 - 13:40  
Track Rating: Soft 5, Weather: Overcast, Rail Position: +10m Entire



BRISBANE  
RACING CLUB

Section	Overall	800m	600m	400m	200m														
Section Times	0:59.52 [6] (0:13.70)	0:45.82 [6] (0:10.74)	0:35.08 [5] (0:10.97)	0:24.11 [6] (0:11.31)	0:12.80 [5] (0:12.80)														
Average Speed [km/h]	64.2	67.9	66.7	63.7	56.3														
Top Speed [km/h]	66.7	70.2	68.3	65.9	61.3														
Avg. Dist. to Rail [m]	4.3	0.9	2.0	5.9	6.9														
Avg. Stride Freq. [Hz]	2.4	2.6	2.5	2.5	2.3														
Avg. Stride Length [m]	6.0	7.4	7.3	7.1	6.7														





Horse/Jockey Name	All Those Glitters
Final Rank	7
Fastest Section Time (Section)	0:10.86 (600m)
Top Speed [km/h] (Section)	68.2 (800m)
Race State	Finished



Eagle Farm Professional  
Race 1: Become a BRC Member QTIS Two-Years-Old Maiden  
Plate - 1000m

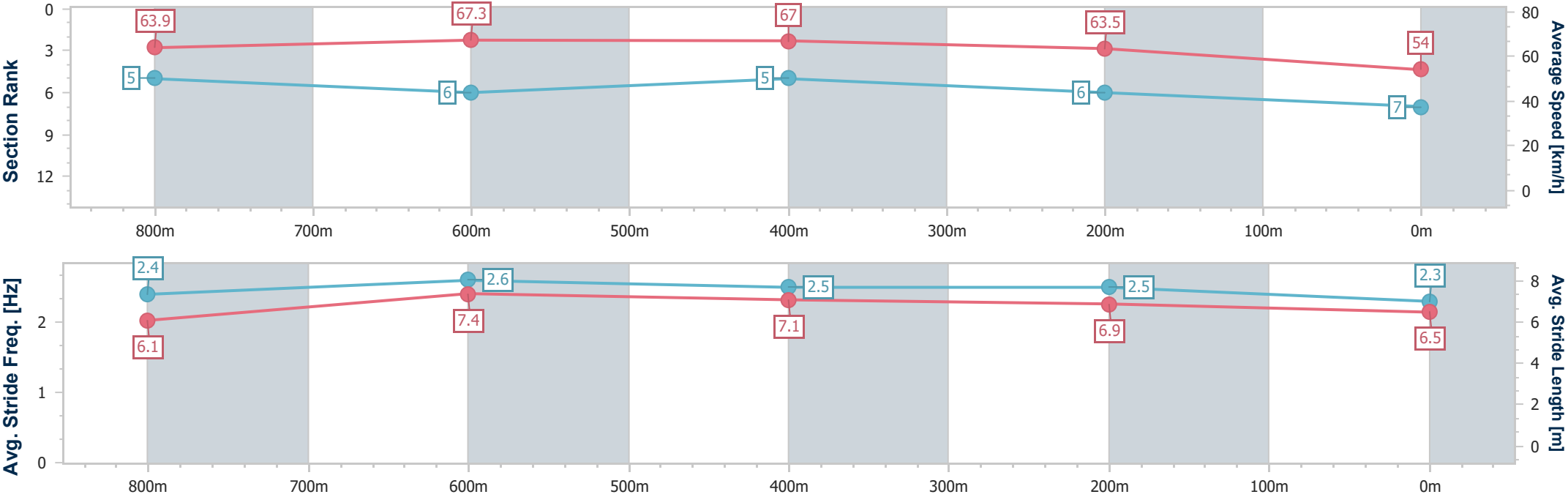
04 February 2026 - 13:40

Track Rating: Soft 5, Weather: Overcast, Rail Position: +10m Entire



BRISBANE  
RACING CLUB

Section	Overall	800m	600m	400m	200m														
Section Times	1:00.06 [7] (0:13.62)	0:46.44 [5] (0:10.91)	0:35.53 [6] (0:10.86)	0:24.67 [5] (0:11.34)	0:13.33 [6] (0:13.33)														
Average Speed [km/h]	63.9	67.3	67.0	63.5	54.0														
Top Speed [km/h]	67.1	68.2	67.8	65.6	60.4														
Avg. Dist. to Rail [m]	2.3	1.7	0.6	3.8	5.7														
Avg. Stride Freq. [Hz]	2.4	2.6	2.5	2.5	2.3														
Avg. Stride Length [m]	6.1	7.4	7.1	6.9	6.5														







Horse/Jockey Name	Prestige Delaware
Final Rank	8
Fastest Section Time (Section)	0:10.84 (800m)
Top Speed [km/h] (Section)	68.0 (800m)
Race State	Finished

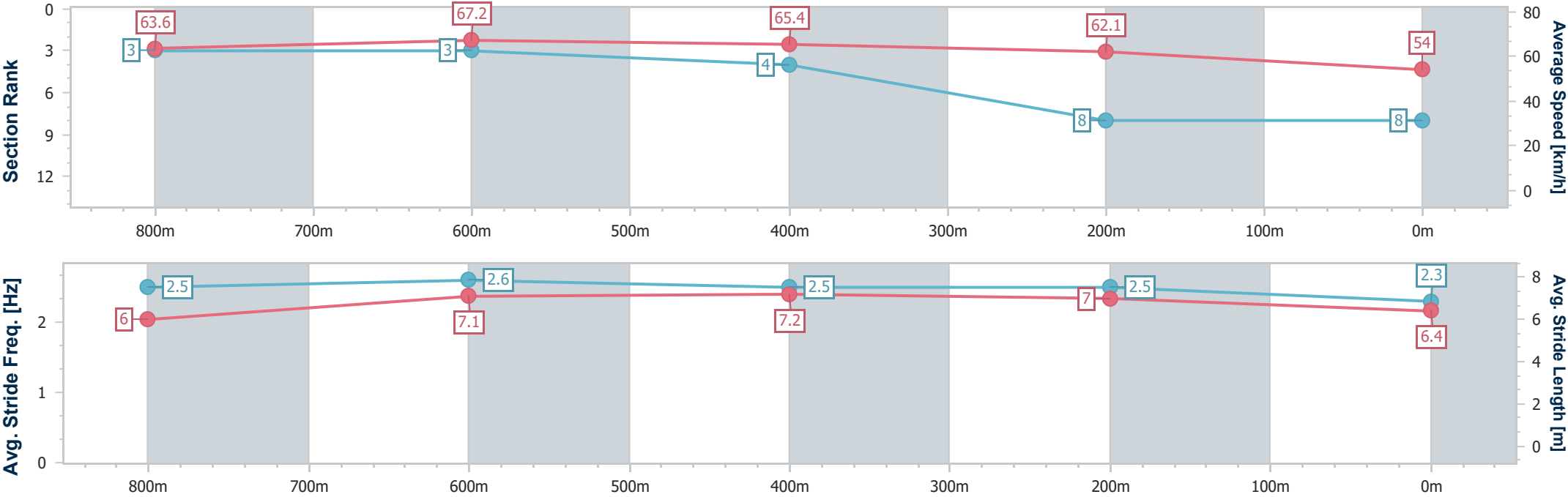


Eagle Farm Professional  
Race 1: Become a BRC Member QTIS Two-Years-Old Maiden  
Plate - 1000m  
04 February 2026 - 13:40  
Track Rating: Soft 5, Weather: Overcast, Rail Position: +10m Entire



BRISBANE  
RACING CLUB

Section	Overall	800m	600m	400m	200m										
Section Times	1:00.22 [8] (0:13.37)	0:46.85 [3] (0:10.84)	0:36.01 [3] (0:11.06)	0:24.95 [4] (0:11.61)	0:13.34 [8] (0:13.34)										
Average Speed [km/h]	63.6	67.2	65.4	62.1	54.0										
Top Speed [km/h]	66.3	68.0	66.4	64.6	58.5										
Avg. Dist. to Rail [m]	0.8	0.3	1.1	2.0	1.7										
Avg. Stride Freq. [Hz]	2.5	2.6	2.5	2.5	2.3										
Avg. Stride Length [m]	6.0	7.1	7.2	7.0	6.4										





## Eagle Farm Professional

### Race 2: Racecourse Village Class 6 Handicap - 1000m

04 February 2026 - 14:13



BRISBANE  
RACING CLUB

Track Rating: Good 4, Weather: Overcast, Rail Position: +10m Entire

Section					Overall	800m	600m	400m	200m	Last 600m			
Field Times					0:56.63 (0:13.49)	0:43.14 (0:10.54)	0:32.60 (0:10.35)	0:22.25 (0:10.63)	0:11.62 (0:11.62)	0:32.60			
Rank	TAB	Horse/Jockey	Barrier	Top Speed [km/h]	Fastest Section	Margin						Distance Travelled [m]	
1	1	EMPEROR	5	69.8	0:10.42	0:56.63 [1]	0:42.98 [3]	0:32.56 [3]	0:21.98 [3]	0:11.44 [3]	0:56.63	0:32.56	
		Jai Williams		800m	800m	(0:13.65)	(0:10.42)	(0:10.58)	(0:10.54)	(0:11.44)			
2	2	ACRES AWAY	6	69.8	0:10.39	0:56.69 [2]	0:43.02 [4]	0:32.63 [2]	0:22.08 [2]	0:11.52 [2]	0.35L	0:32.63	+2
		Daniel Moor		400m	800m	(0:13.67)	(0:10.39)	(0:10.55)	(0:10.56)	(0:11.52)			
3	6	PROVANCE	7	69.9	0:10.35	0:56.75 [3]	0:43.24 [2]	0:32.72 [1]	0:22.37 [1]	0:11.74 [1]	0.72L	0:32.72	-1
		Cody Collis		400m	600m	(0:13.51)	(0:10.52)	(0:10.35)	(0:10.63)	(0:11.74)			
4	3	AMORE VELOCE	2	69.9	0:10.54	0:56.85 [4]	0:43.36 [1]	0:32.73 [4]	0:22.05 [4]	0:11.51 [4]	1.29L	0:32.73	+2
		Vlad Duric		400m	400m	(0:13.49)	(0:10.63)	(0:10.68)	(0:10.54)	(0:11.51)			

Scratched: King Of The Jungle (#5), Big Boy George (#4), Downey (#7)



Horse/Jockey Name	Emperor
Final Rank	1
Fastest Section Time (Section)	0:10.42 (800m)
Top Speed [km/h] (Section)	69.8 (800m)
Race State	Finished



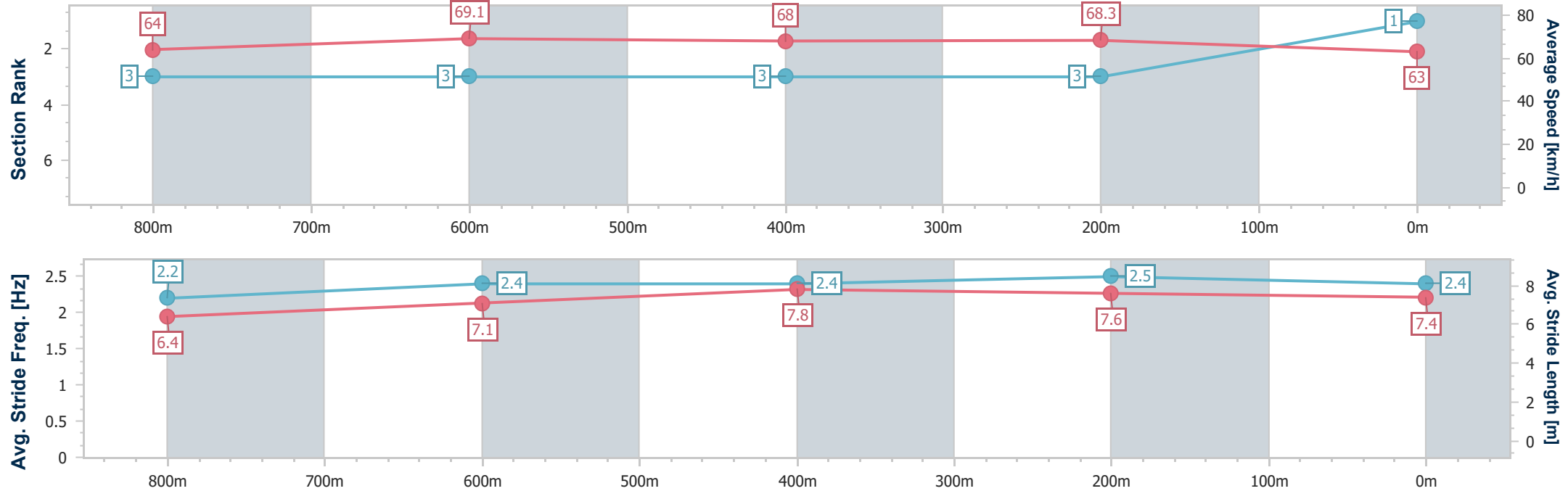
Eagle FarmProfessional  
Race 2: Racecourse Village Class 6 Handicap - 1000m

04 February 2026 - 14:13  
Track Rating: Good 4, Weather: Overcast, Rail Position: +10m  
Entire



BRISBANE  
RACING CLUB

Section	Overall	800m	600m	400m	200m														
Section Times	0:56.63 [1] (0:13.65)	0:42.98 [3] (0:10.42)	0:32.56 [3] (0:10.58)	0:21.98 [3] (0:10.54)	0:11.44 [3] (0:11.44)														
Average Speed [km/h]	64.0	69.1	68.0	68.3	63.0														
Top Speed [km/h]	69.0	69.8	68.9	69.3	66.5														
Avg. Dist. to Rail [m]	1.8	0.2	0.3	0.4	1.2														
Avg. Stride Freq. [Hz]	2.2	2.4	2.4	2.5	2.4														
Avg. Stride Length [m]	6.4	7.1	7.8	7.6	7.4														



- [ ] Ranking at each section and finish
- .-.- No data available at this section
- NA No data available



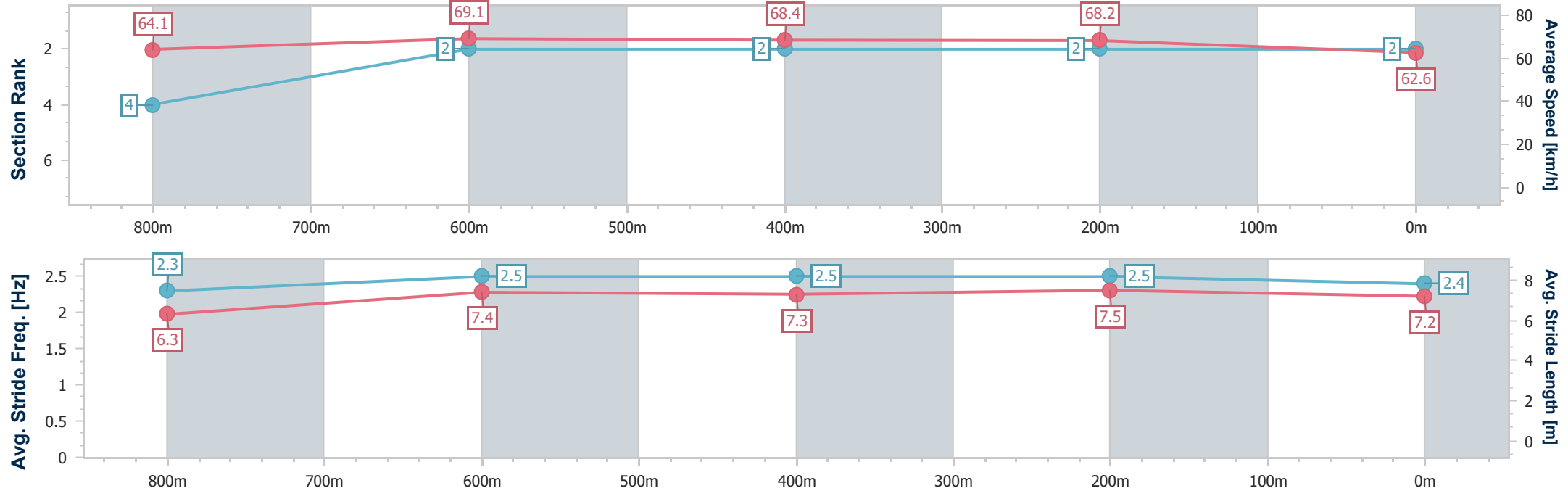
Horse/Jockey Name	Acres Away
Final Rank	2
Fastest Section Time (Section)	0:10.39 (800m)
Top Speed [km/h] (Section)	69.8 (400m)
Race State	Finished



Eagle FarmProfessional  
Race 2: Racecourse Village Class 6 Handicap - 1000m  
04 February 2026 - 14:13  
Track Rating: Good 4, Weather: Overcast, Rail Position: +10m  
Entire



Section	Overall	800m	600m	400m	200m														
Section Times	0:56.69 [2] (0:13.67)	0:43.02 [4] (0:10.39)	0:32.63 [2] (0:10.55)	0:22.08 [2] (0:10.56)	0:11.52 [2] (0:11.52)														
Average Speed [km/h]	64.1	69.1	68.4	68.2	62.6														
Top Speed [km/h]	69.1	69.8	69.6	69.8	65.7														
Avg. Dist. to Rail [m]	2.4	0.6	1.6	3.7	3.7														
Avg. Stride Freq. [Hz]	2.3	2.5	2.5	2.5	2.4														
Avg. Stride Length [m]	6.3	7.4	7.3	7.5	7.2														



[ ] Ranking at each section and finish  
-.-.- No data available at this section  
NA No data available



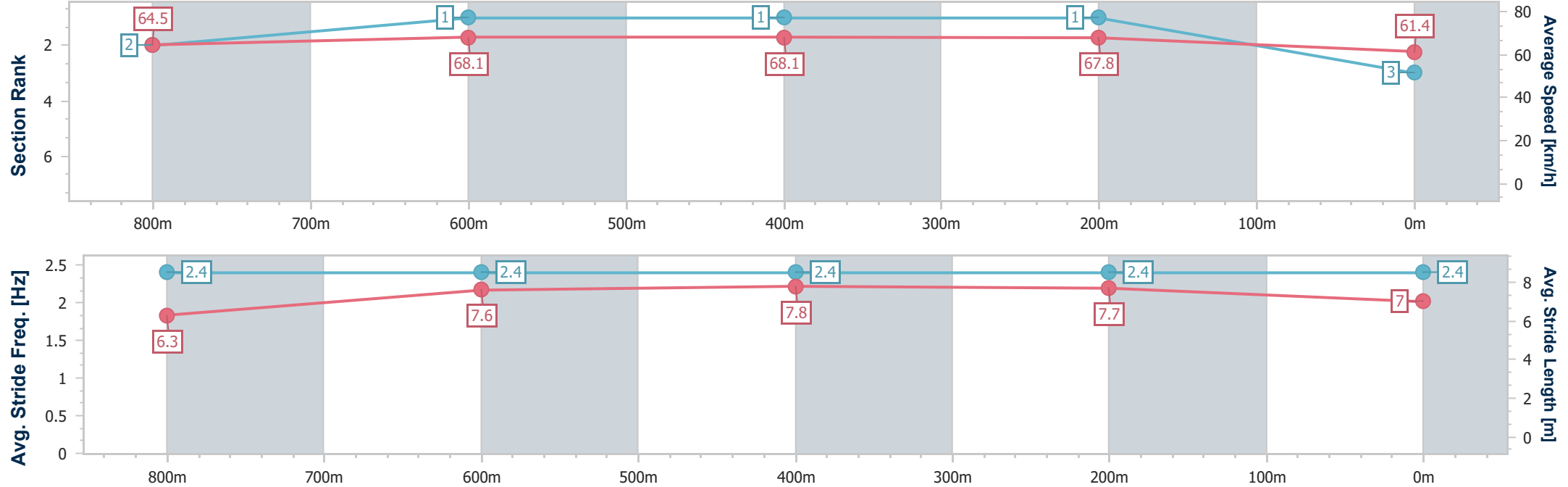
Horse/Jockey Name	Provance
Final Rank	3
Fastest Section Time (Section)	0:10.35 (600m)
Top Speed [km/h] (Section)	69.9 (400m)
Race State	Finished



Eagle Farm Professional  
Race 2: Racecourse Village Class 6 Handicap - 1000m  
04 February 2026 - 14:13  
Track Rating: Good 4, Weather: Overcast, Rail Position: +10m  
Entire



Section	Overall	800m	600m	400m	200m										
Section Times	0:56.75 [3] (0:13.51)	0:43.24 [2] (0:10.52)	0:32.72 [1] (0:10.35)	0:22.37 [1] (0:10.63)	0:11.74 [1] (0:11.74)										
Average Speed [km/h]	64.5	68.1	68.1	67.8	61.4										
Top Speed [km/h]	67.6	68.8	69.2	69.9	64.9										
Avg. Dist. to Rail [m]	2.9	1.6	1.9	0.9	1.3										
Avg. Stride Freq. [Hz]	2.4	2.4	2.4	2.4	2.4										
Avg. Stride Length [m]	6.3	7.6	7.8	7.7	7.0										



[ ] Ranking at each section and finish  
-.-.- No data available at this section  
NA No data available



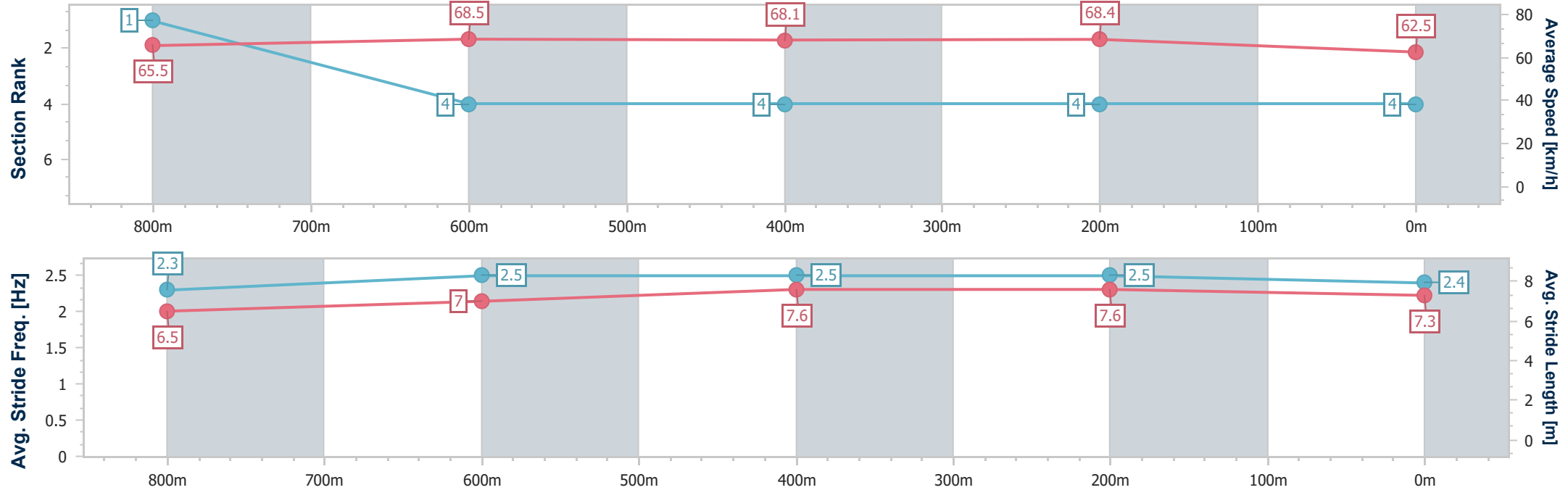
Horse/Jockey Name	Amore Veloce
Final Rank	4
Fastest Section Time (Section)	0:10.54 (400m)
Top Speed [km/h] (Section)	69.9 (400m)
Race State	Finished



Eagle Farm Professional  
Race 2: Racecourse Village Class 6 Handicap - 1000m  
04 February 2026 - 14:13  
Track Rating: Good 4, Weather: Overcast, Rail Position: +10m Entire



Section	Overall	800m	600m	400m	200m															
Section Times	0:56.85 [4] (0:13.49)	0:43.36 [1] (0:10.63)	0:32.73 [4] (0:10.68)	0:22.05 [4] (0:10.54)	0:11.51 [4] (0:11.51)															
Average Speed [km/h]	65.5	68.5	68.1	68.4	62.5															
Top Speed [km/h]	69.5	69.7	69.4	69.9	66.4															
Avg. Dist. to Rail [m]	1.4	1.2	1.5	4.0	4.2															
Avg. Stride Freq. [Hz]	2.3	2.5	2.5	2.5	2.4															
Avg. Stride Length [m]	6.5	7.0	7.6	7.6	7.3															



[ ] Ranking at each section and finish  
-.-.- No data available at this section  
NA No data available



Eagle Farm Professional  
Race 3: XXXX Gold Maiden Handicap - 1400m

04 February 2026 - 14:49



Track Rating: Good 4, Weather: Overcast, Rail Position: +10m Entire

Section						Overall	1200m	1000m	800m	600m	400m	Last 600m	
Field Times						1:23.61 (0:13.68)	1:09.93 (0:10.86)	0:59.07 (0:12.07)	0:47.00 (0:12.12)	0:34.88 (0:11.65)	0:23.23 (0:11.45)	0:34.88	
Rank	TAB	Horse/Jockey	Barrier	Top Speed [km/h]	Fastest Section							Distance Travelled [m]	
1	14	HERMIONE PRANCER	1	65.7	0:11.17	1:23.61 [1]	1:09.42 [8]	0:58.10 [11]	0:46.14 [9]	0:34.19 [9]	0:22.73 [5]	0:34.19	
		Kyle Wilson-Taylor		400m	400m	(0:14.19)	(0:11.32)	(0:11.96)	(0:11.95)	(0:11.46)	(0:11.17)		
2	8	TAM NA GHAR	7	68.5	0:10.86	1:23.74 [2]	1:10.06 [1]	0:59.20 [1]	0:47.13 [1]	0:35.01 [1]	0:23.36 [1]	0:35.01 +10	
		Daniel Moor		1200m	1200m	(0:13.68)	(0:10.86)	(0:12.07)	(0:12.12)	(0:11.65)	(0:11.45)		
3	5	TULONG	6	67.3	0:11.10	1:23.95 [3]	1:10.21 [3]	0:59.11 [4]	0:47.06 [4]	0:34.98 [2]	0:23.31 [3]	0:34.98 +12	
		Cejay Graham		1200m	1200m	(0:13.74)	(0:11.10)	(0:12.05)	(0:12.08)	(0:11.67)	(0:11.27)		
4	7	FIFTY CALIBRE	8	66.7	0:10.95	1:23.96 [4]	1:09.69 [10]	0:58.54 [10]	0:46.35 [11]	0:34.18 [11]	0:22.64 [12]	0:34.18 +10	
		Jag Guthmann-Chester		400m	400m	(0:14.27)	(0:11.15)	(0:12.19)	(0:12.17)	(0:11.54)	(0:10.95)		
5	1	BENZINO	2	65.9	0:11.14	1:24.33 [5]	1:10.48 [5]	0:59.34 [5]	0:47.29 [5]	0:35.07 [6]	0:23.43 [6]	0:35.07 +11	
		Jai Williams		1200m	1200m	(0:13.85)	(0:11.14)	(0:12.05)	(0:12.22)	(0:11.64)	(0:11.23)		
6	15	GAS BRIGADE	11	67.9	0:10.98	1:24.43 [6]	1:10.74 [2]	0:59.76 [2]	0:47.55 [3]	0:35.39 [4]	0:23.81 [2]	0:35.39 +11	
		Brandon Lerena		1200m	1200m	(0:13.69)	(0:10.98)	(0:12.21)	(0:12.16)	(0:11.58)	(0:11.48)		
7	12	AMELIORATION	4	65.7	0:11.21	1:24.46 [7]	1:09.86 [12]	0:58.63 [12]	0:46.59 [12]	0:34.68 [12]	0:23.19 [11]	0:34.68 +10	
		Tiffani Brooker		400m	400m	(0:14.60)	(0:11.23)	(0:12.04)	(0:11.91)	(0:11.49)	(0:11.21)		
8	4	FORGING AHEAD	16	67.2	0:10.94	1:24.47 [8]	1:10.00 [11]	0:59.06 [8]	0:46.92 [10]	0:34.82 [10]	0:23.27 [10]	0:34.82 +15	
		Andrew Mallyon		1200m	1200m	(0:14.47)	(0:10.94)	(0:12.14)	(0:12.10)	(0:11.55)	(0:11.17)		
9	9	MACHRIMORE	10	67.5	0:11.21	1:24.67 [9]	1:10.81 [6]	0:59.60 [6]	0:47.50 [6]	0:35.41 [5]	0:23.74 [7]	0:35.41 +14	
		Ben Thompson		1200m	1200m	(0:13.86)	(0:11.21)	(0:12.10)	(0:12.09)	(0:11.67)	(0:11.28)		
10	10	RALOS STAR	14	67.5	0:11.19	1:24.98 [10]	1:10.76 [9]	0:59.57 [9]	0:47.60 [8]	0:35.60 [8]	0:24.04 [8]	0:35.60 +18	
		Mark Du Plessis		1200m	1200m	(0:14.22)	(0:11.19)	(0:11.97)	(0:12.00)	(0:11.56)	(0:11.40)		

Scratched: Crypto Magic (#6), Prophet Of Destiny (#2), Chevallum (#3), Gratification (#16)

Report Created: Wed 4 February 2026 15:06 GMT+ (Note: Timing is based on position data)

Page 1/16

[ ] Ranking at each section and finish  
-:-:- No data available at this section  
NA No data available

SCN Saddle cloth number  
DNF Did not finish  
DNT Did not track

data processed by  TRIPLESDATA



**Eagle Farm Professional**  
**Race 3: XXXX Gold Maiden Handicap - 1400m**  
**04 February 2026 - 14:49**



Track Rating: Good 4, Weather: Overcast, Rail Position: +10m Entire

Section						Overall	1200m	1000m	800m	600m	400m	Last 600m	
Field Times						1:23.61 (0:13.68)	1:09.93 (0:10.86)	0:59.07 (0:12.07)	0:47.00 (0:12.12)	0:34.88 (0:11.65)	0:23.23 (0:11.45)	0:34.88	
Rank	TAB	Horse/Jockey	Barrier	Top Speed [km/h]	Fastest Section								Distance Travelled [m]
11	13	FRANKELY SUBLIME	12	66.8	0:11.14	1:25.67 [11]	1:11.59 [7]	1:00.45 [7]	0:48.33 [7]	0:36.31 [7]	0:24.70 [9]	0:36.31	+15
		Damien Thornton		1200m	1200m	(0:14.08)	(0:11.14)	(0:12.12)	(0:12.02)	(0:11.61)	(0:11.46)		
12	11	PLEASE STAND UP	5	68.1	0:10.99	1:26.82 [12]	1:13.07 [4]	1:02.08 [3]	0:49.95 [2]	0:37.82 [3]	0:26.12 [4]	0:37.82	+9
		Harrison Shaw		1200m	1200m	(0:13.75)	(0:10.99)	(0:12.13)	(0:12.13)	(0:11.70)	(0:11.88)		

Scratched: Crypto Magic (#6), Prophet Of Destiny (#2), Chevallum (#3), Gratification (#16)





Eagle Farm Professional  
Race 3: XXXX Gold Maiden Handicap - 1400m  
04 February 2026 - 14:49



Track Rating: Good 4, Weather: Overcast, Rail Position: +10m Entire

Section Field Times				200m 0:11.78 (0:11.78)		Last 600m 0:34.88			
Rank	TAB	Horse/Jockey	Barrier	Top Speed [km/h]	Fastest Section	Margin			Distance Travelled [m]
1	14	HERMIONE PRANCER	1	65.7	0:11.17	0:11.56 [3]	1:23.61		0:34.19
		Kyle Wilson-Taylor		400m	400m	(0:11.56)			
2	8	TAM NA GHAR	7	68.5	0:10.86	0:11.91 [1]	0.77L		0:35.01 +10
		Daniel Moor		1200m	1200m	(0:11.91)			
3	5	TULONG	6	67.3	0:11.10	0:12.04 [2]	1.98L		0:34.98 +12
		Cejay Graham		1200m	1200m	(0:12.04)			
4	7	FIFTY CALIBRE	8	66.7	0:10.95	0:11.69 [7]	2.05L		0:34.18 +10
		Jag Guthmann-Chester		400m	400m	(0:11.69)			
5	1	BENZINO	2	65.9	0:11.14	0:12.20 [5]	4.24L		0:35.07 +11
		Jai Williams		1200m	1200m	(0:12.20)			
6	15	GAS BRIGADE	11	67.9	0:10.98	0:12.33 [4]	4.81L		0:35.39 +11
		Brandon Lerena		1200m	1200m	(0:12.33)			
7	12	AMELIORATION	4	65.7	0:11.21	0:11.98 [11]	4.99L		0:34.68 +10
		Tiffani Brooker		400m	400m	(0:11.98)			
8	4	FORGING AHEAD	16	67.2	0:10.94	0:12.10 [9]	5.06L		0:34.82 +15
		Andrew Mallyon		1200m	1200m	(0:12.10)			
9	9	MACHRIMORE	10	67.5	0:11.21	0:12.46 [6]	6.24L		0:35.41 +14
		Ben Thompson		1200m	1200m	(0:12.46)			
10	10	RALOS STAR	14	67.5	0:11.19	0:12.64 [8]	8.03L		0:35.60 +18
		Mark Du Plessis		1200m	1200m	(0:12.64)			

Scratched: Crypto Magic (#6), Prophet Of Destiny (#2), Chevallum (#3), Gratification (#16)

Report Created: Wed 4 February 2026 15:06 GMT+ (Note: Timing is based on position data)

Page 3/16

[ ] Ranking at each section and finish  
-:-:- No data available at this section  
NA No data available

SCN Saddle cloth number  
DNF Did not finish  
DNT Did not track

data processed by  TRIPLESDATA



**Eagle Farm Professional**  
**Race 3: XXXX Gold Maiden Handicap - 1400m**  
**04 February 2026 - 14:49**



Track Rating: Good 4, Weather: Overcast, Rail Position: +10m Entire

Section						200m		Last 600m	
Field Times						0:11.78 (0:11.78)		0:34.88	
Rank	TAB	Horse/Jockey	Barrier	Top Speed [km/h]	Fastest Section	Margin		Distance Travelled [m]	
11	13	FRANKELY SUBLIME	12	66.8	0:11.14	0:13.24 [10]	12.09L	0:36.31	+15
		Damien Thornton		1200m	1200m	(0:13.24)			
12	11	PLEASE STAND UP	5	68.1	0:10.99	0:14.24 [12]	18.91L	0:37.82	+9
		Harrison Shaw		1200m	1200m	(0:14.24)			

Scratched: Crypto Magic (#6), Prophet Of Destiny (#2), Chevallum (#3), Gratification (#16)



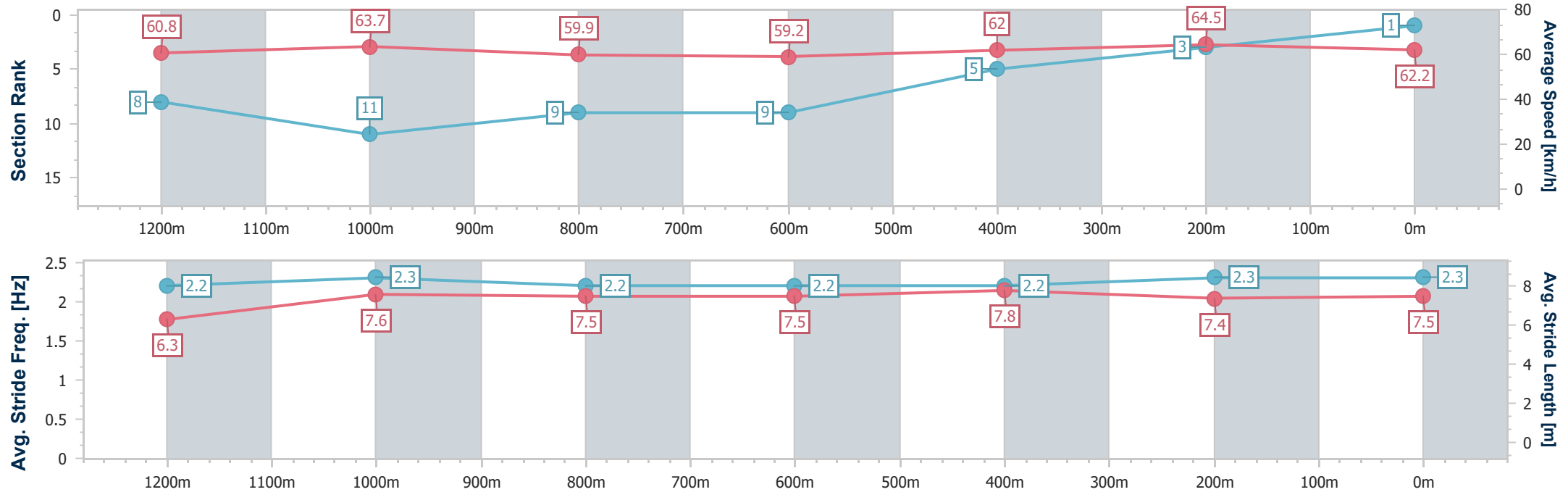
Horse/Jockey Name	Hermione Prancer
Final Rank	1
Fastest Section Time (Section)	0:11.17 (400m)
Top Speed [km/h] (Section)	65.7 (400m)
Race State	Finished



Eagle Farm Professional  
Race 3: XXXX Gold Maiden Handicap - 1400m  
04 February 2026 - 14:49  
Track Rating: Good 4, Weather: Overcast, Rail Position: +10m  
Entire



Section	Overall	1200m	1000m	800m	600m	400m	200m						
Section Times	1:23.61 [1] (0:14.19)	1:09.42 [8] (0:11.32)	0:58.10 [11] (0:11.96)	0:46.14 [9] (0:11.95)	0:34.19 [9] (0:11.46)	0:22.73 [5] (0:11.17)	0:11.56 [3] (0:11.56)						
Average Speed [km/h]	60.8	63.7	59.9	59.2	62.0	64.5	62.2						
Top Speed [km/h]	63.2	65.1	62.8	60.8	65.7	65.7	64.3						
Avg. Dist. to Rail [m]	2.2	1.5	1.5	3.4	2.8	0.9	1.7						
Avg. Stride Freq. [Hz]	2.2	2.3	2.2	2.2	2.2	2.3	2.3						
Avg. Stride Length [m]	6.3	7.6	7.5	7.5	7.8	7.4	7.5						



[ ] Ranking at each section and finish  
-.-.- No data available at this section  
NA No data available



Horse/Jockey Name	Tam Na Ghar
Final Rank	2
Fastest Section Time (Section)	0:10.86 (1200m)
Top Speed [km/h] (Section)	68.5 (1200m)
Race State	Finished

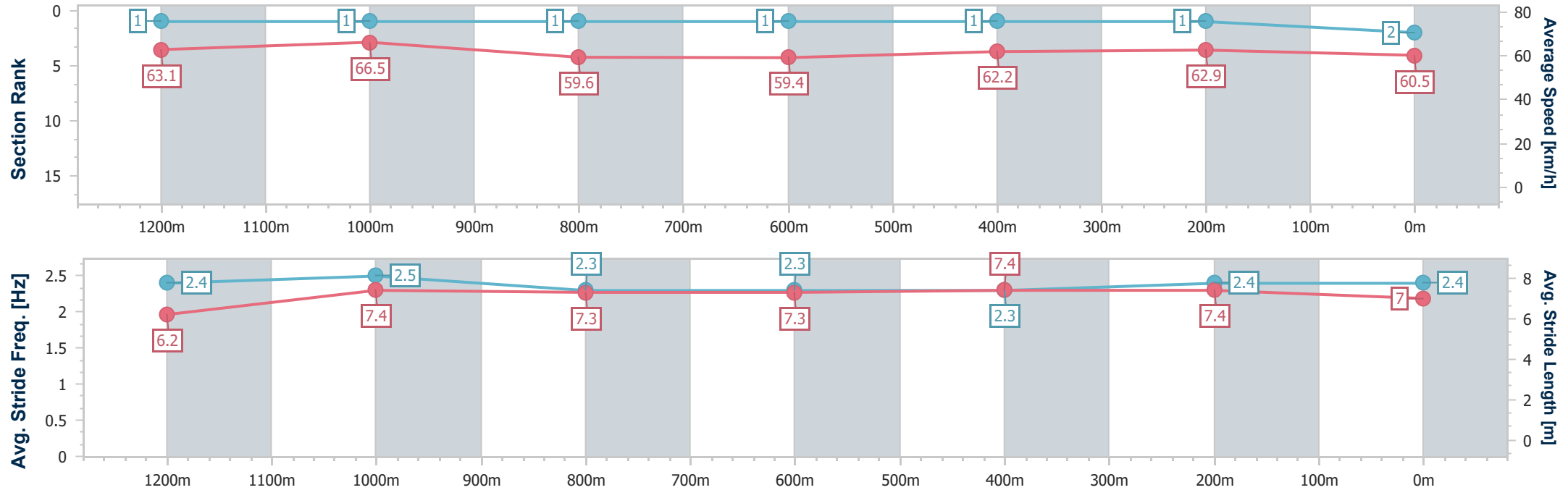


Eagle Farm Professional  
Race 3: XXXX Gold Maiden Handicap - 1400m  
04 February 2026 - 14:49  
Track Rating: Good 4, Weather: Overcast, Rail Position: +10m  
Entire



BRISBANE  
RACING CLUB

Section	Overall	1200m	1000m	800m	600m	400m	200m						
Section Times	1:23.74 [2] (0:13.68)	1:10.06 [1] (0:10.86)	0:59.20 [1] (0:12.07)	0:47.13 [1] (0:12.12)	0:35.01 [1] (0:11.65)	0:23.36 [1] (0:11.45)	0:11.91 [1] (0:11.91)						
Average Speed [km/h]	63.1	66.5	59.6	59.4	62.2	62.9	60.5						
Top Speed [km/h]	67.8	68.5	61.8	60.4	64.0	64.1	61.9						
Avg. Dist. to Rail [m]	7.5	4.0	0.8	0.6	1.2	2.4	1.8						
Avg. Stride Freq. [Hz]	2.4	2.5	2.3	2.3	2.3	2.4	2.4						
Avg. Stride Length [m]	6.2	7.4	7.3	7.3	7.4	7.4	7.0						





Horse/Jockey Name	Tulong
Final Rank	3
Fastest Section Time (Section)	0:11.10 (1200m)
Top Speed [km/h] (Section)	67.3 (1200m)
Race State	Finished

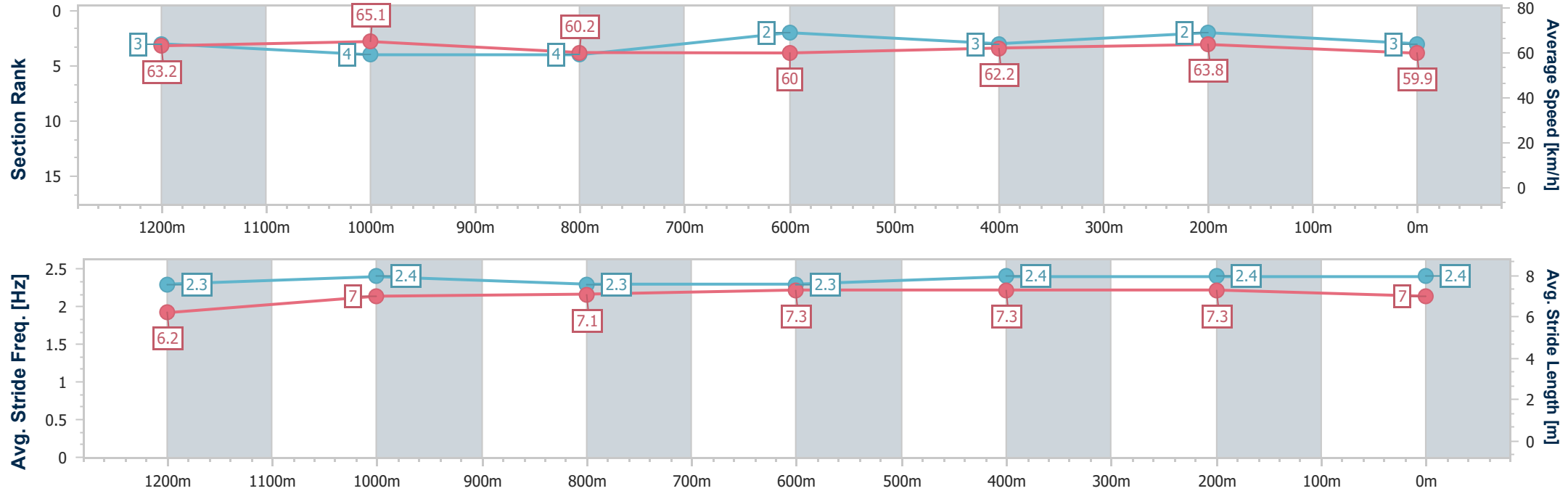


Eagle Farm Professional  
Race 3: XXXX Gold Maiden Handicap - 1400m  
04 February 2026 - 14:49  
Track Rating: Good 4, Weather: Overcast, Rail Position: +10m  
Entire



BRISBANE  
RACING CLUB

Section	Overall	1200m	1000m	800m	600m	400m	200m						
Section Times	1:23.95 [3] (0:13.74)	1:10.21 [3] (0:11.10)	0:59.11 [4] (0:12.05)	0:47.06 [4] (0:12.08)	0:34.98 [2] (0:11.67)	0:23.31 [3] (0:11.27)	0:12.04 [2] (0:12.04)						
Average Speed [km/h]	63.2	65.1	60.2	60.0	62.2	63.8	59.9						
Top Speed [km/h]	66.3	67.3	62.5	61.0	64.5	64.8	62.6						
Avg. Dist. to Rail [m]	5.8	2.7	1.2	0.7	1.5	2.8	3.1						
Avg. Stride Freq. [Hz]	2.3	2.4	2.3	2.3	2.4	2.4	2.4						
Avg. Stride Length [m]	6.2	7.0	7.1	7.3	7.3	7.3	7.0						





Horse/Jockey Name	Fifty Calibre
Final Rank	4
Fastest Section Time (Section)	0:10.95 (400m)
Top Speed [km/h] (Section)	66.7 (400m)
Race State	Finished

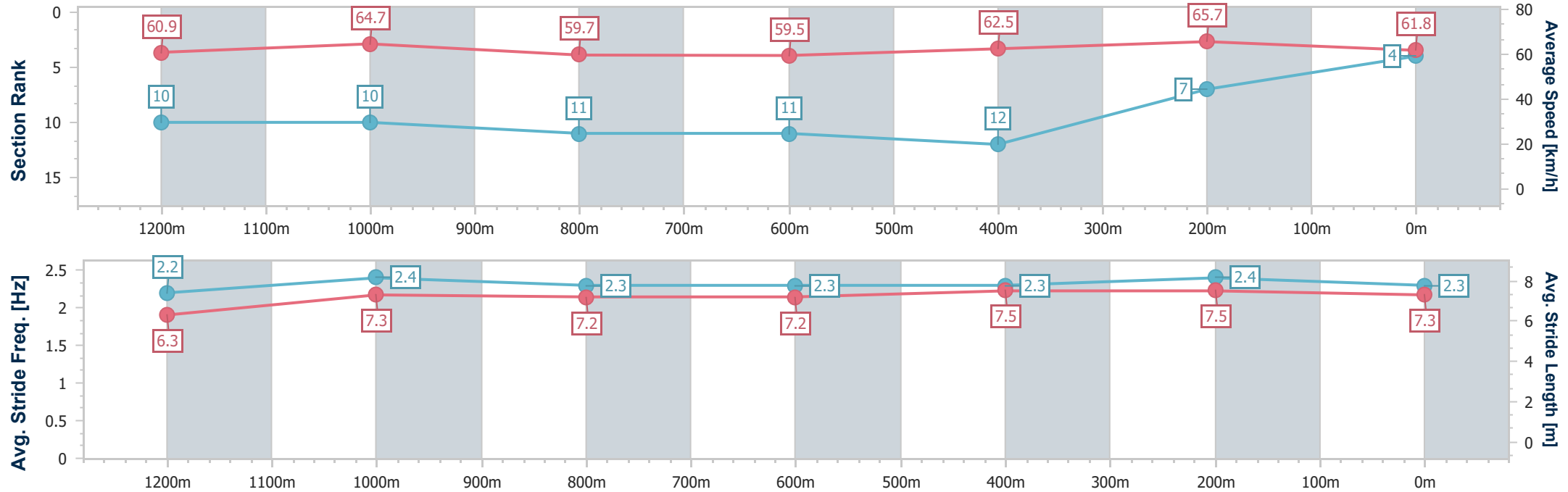


Eagle Farm Professional  
Race 3: XXXX Gold Maiden Handicap - 1400m  
04 February 2026 - 14:49  
Track Rating: Good 4, Weather: Overcast, Rail Position: +10m Entire



BRISBANE  
RACING CLUB

Section	Overall	1200m	1000m	800m	600m	400m	200m						
Section Times	1:23.96 [4] (0:14.27)	1:09.69 [10] (0:11.15)	0:58.54 [10] (0:12.19)	0:46.35 [11] (0:12.17)	0:34.18 [11] (0:11.54)	0:22.64 [12] (0:10.95)	0:11.69 [7] (0:11.69)						
Average Speed [km/h]	60.9	64.7	59.7	59.5	62.5	65.7	61.8						
Top Speed [km/h]	63.8	66.2	61.8	60.9	65.1	66.7	64.4						
Avg. Dist. to Rail [m]	6.0	1.5	1.5	1.0	0.2	0.8	0.6						
Avg. Stride Freq. [Hz]	2.2	2.4	2.3	2.3	2.3	2.4	2.3						
Avg. Stride Length [m]	6.3	7.3	7.2	7.2	7.5	7.5	7.3						





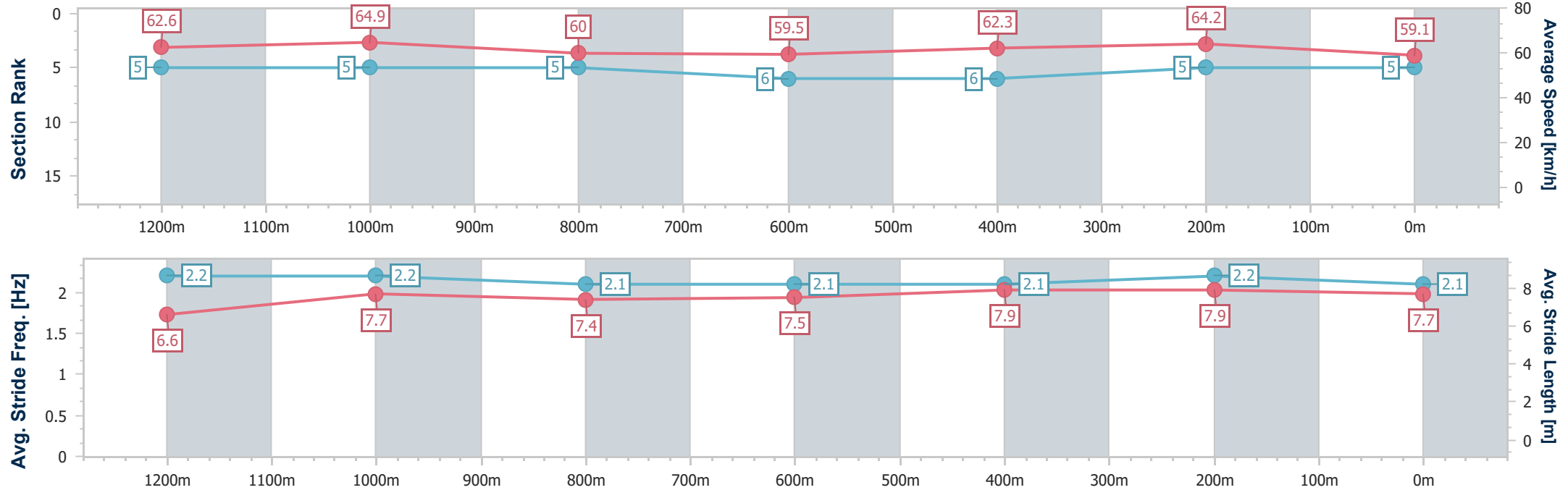
Horse/Jockey Name	Benzino
Final Rank	5
Fastest Section Time (Section)	0:11.14 (1200m)
Top Speed [km/h] (Section)	65.9 (1200m)
Race State	Finished



Eagle Farm Professional  
Race 3: XXXX Gold Maiden Handicap - 1400m  
04 February 2026 - 14:49  
Track Rating: Good 4, Weather: Overcast, Rail Position: +10m Entire



Section	Overall	1200m	1000m	800m	600m	400m	200m						
Section Times	1:24.33 [5] (0:13.85)	1:10.48 [5] (0:11.14)	0:59.34 [5] (0:12.05)	0:47.29 [5] (0:12.22)	0:35.07 [6] (0:11.64)	0:23.43 [6] (0:11.23)	0:12.20 [5] (0:12.20)						
Average Speed [km/h]	62.6	64.9	60.0	59.5	62.3	64.2	59.1						
Top Speed [km/h]	65.4	65.9	62.8	60.2	64.8	65.1	62.8						
Avg. Dist. to Rail [m]	3.6	1.2	1.2	1.1	1.0	2.8	4.3						
Avg. Stride Freq. [Hz]	2.2	2.2	2.1	2.1	2.1	2.2	2.1						
Avg. Stride Length [m]	6.6	7.7	7.4	7.5	7.9	7.9	7.7						





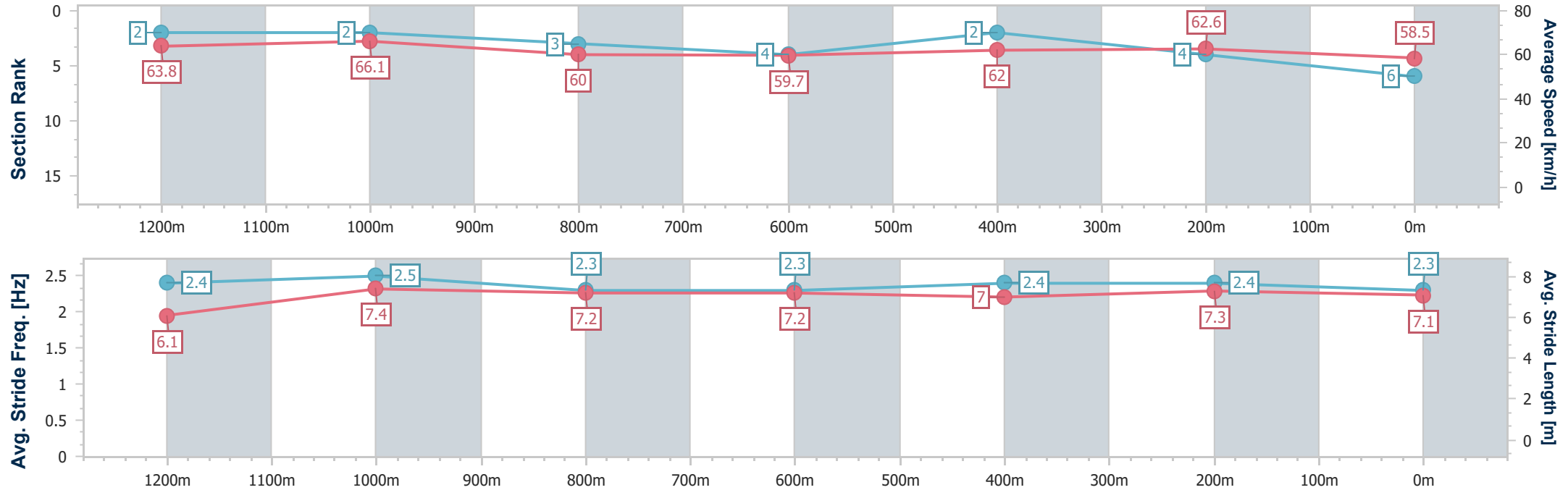
Horse/Jockey Name	Gas Brigade
Final Rank	6
Fastest Section Time (Section)	0:10.98 (1200m)
Top Speed [km/h] (Section)	67.9 (1200m)
Race State	Finished



Eagle Farm Professional  
Race 3: XXXX Gold Maiden Handicap - 1400m  
04 February 2026 - 14:49  
Track Rating: Good 4, Weather: Overcast, Rail Position: +10m  
Entire



Section	Overall	1200m	1000m	800m	600m	400m	200m						
Section Times	1:24.43 [6] (0:13.69)	1:10.74 [2] (0:10.98)	0:59.76 [2] (0:12.21)	0:47.55 [3] (0:12.16)	0:35.39 [4] (0:11.58)	0:23.81 [2] (0:11.48)	0:12.33 [4] (0:12.33)						
Average Speed [km/h]	63.8	66.1	60.0	59.7	62.0	62.6	58.5						
Top Speed [km/h]	67.9	67.9	62.4	60.4	64.0	64.0	60.4						
Avg. Dist. to Rail [m]	9.3	5.8	2.7	1.1	1.1	1.1	2.1						
Avg. Stride Freq. [Hz]	2.4	2.5	2.3	2.3	2.4	2.4	2.3						
Avg. Stride Length [m]	6.1	7.4	7.2	7.2	7.0	7.3	7.1						







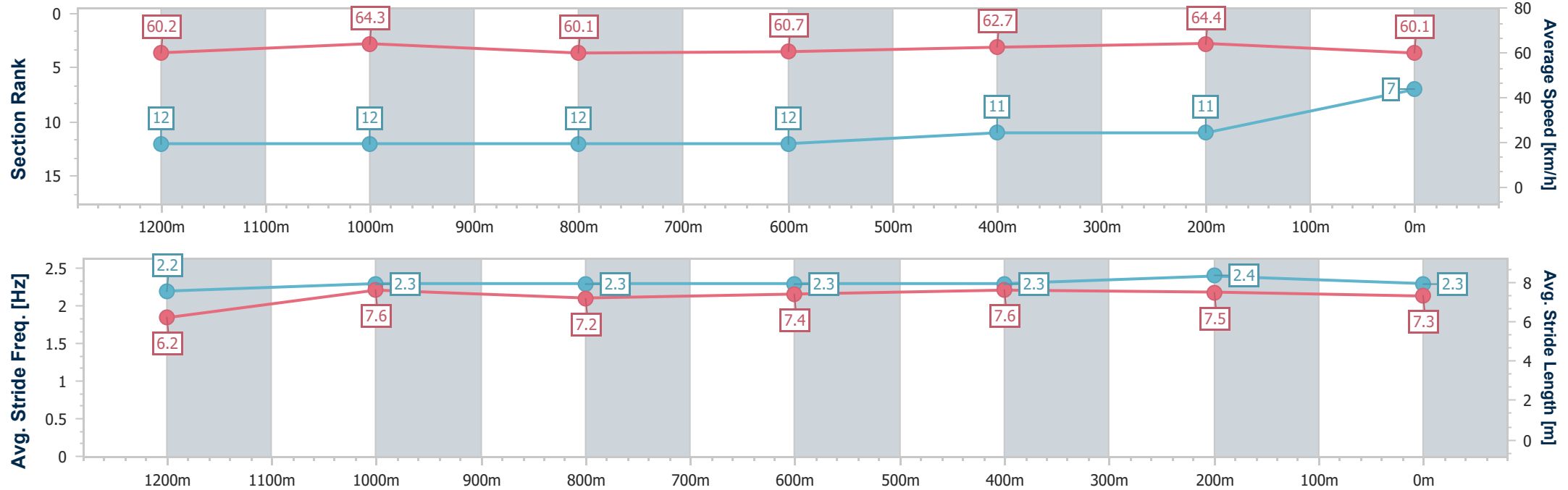
Horse/Jockey Name	Amelioration
Final Rank	7
Fastest Section Time (Section)	0:11.21 (400m)
Top Speed [km/h] (Section)	65.7 (400m)
Race State	Finished



Eagle Farm Professional  
Race 3: XXXX Gold Maiden Handicap - 1400m  
04 February 2026 - 14:49  
Track Rating: Good 4, Weather: Overcast, Rail Position: +10m  
Entire



Section	Overall	1200m	1000m	800m	600m	400m	200m						
Section Times	1:24.46 [7] (0:14.60)	1:09.86 [12] (0:11.23)	0:58.63 [12] (0:12.04)	0:46.59 [12] (0:11.91)	0:34.68 [12] (0:11.49)	0:23.19 [11] (0:11.21)	0:11.98 [11] (0:11.98)						
Average Speed [km/h]	60.2	64.3	60.1	60.7	62.7	64.4	60.1						
Top Speed [km/h]	63.4	65.3	63.4	62.3	64.6	65.7	62.4						
Avg. Dist. to Rail [m]	3.9	1.5	0.7	0.7	0.8	6.5	10.4						
Avg. Stride Freq. [Hz]	2.2	2.3	2.3	2.3	2.3	2.4	2.3						
Avg. Stride Length [m]	6.2	7.6	7.2	7.4	7.6	7.5	7.3						





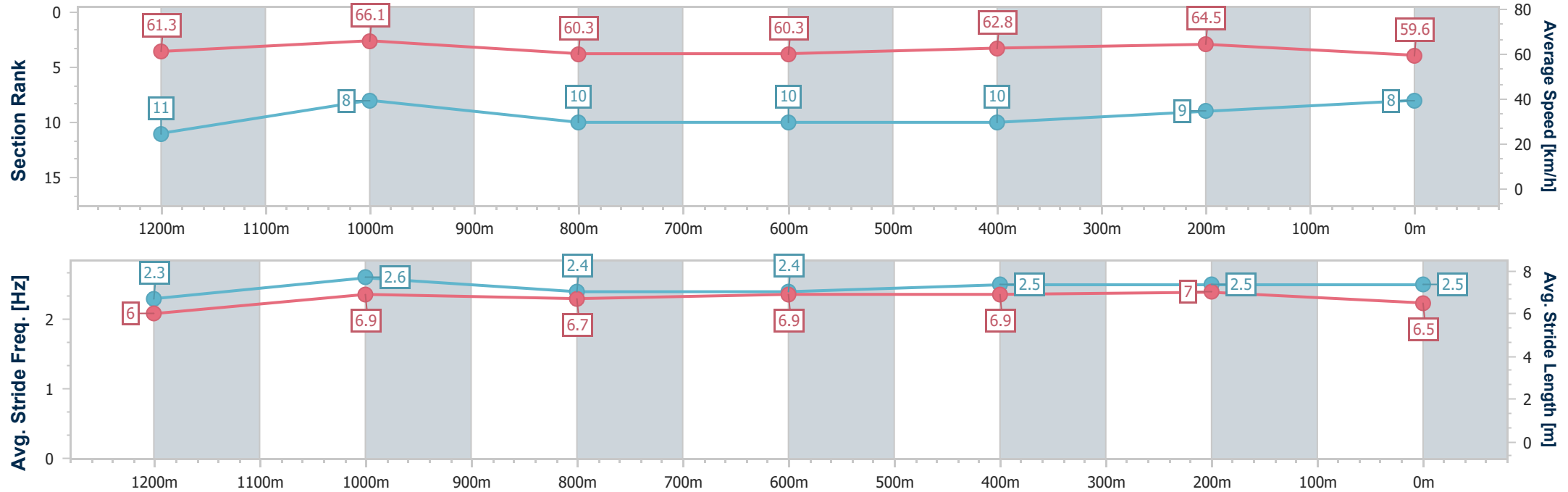
Horse/Jockey Name	Forging Ahead
Final Rank	8
Fastest Section Time (Section)	0:10.94 (1200m)
Top Speed [km/h] (Section)	67.2 (1200m)
Race State	Finished



Eagle Farm Professional  
Race 3: XXXX Gold Maiden Handicap - 1400m  
04 February 2026 - 14:49  
Track Rating: Good 4, Weather: Overcast, Rail Position: +10m  
Entire



Section	Overall	1200m	1000m	800m	600m	400m	200m						
Section Times	1:24.47 [8] (0:14.47)	1:10.00 [11] (0:10.94)	0:59.06 [8] (0:12.14)	0:46.92 [10] (0:12.10)	0:34.82 [10] (0:11.55)	0:23.27 [10] (0:11.17)	0:12.10 [9] (0:12.10)						
Average Speed [km/h]	61.3	66.1	60.3	60.3	62.8	64.5	59.6						
Top Speed [km/h]	66.1	67.2	63.4	62.3	66.3	65.7	63.1						
Avg. Dist. to Rail [m]	7.5	2.8	3.4	2.5	1.5	2.6	4.4						
Avg. Stride Freq. [Hz]	2.3	2.6	2.4	2.4	2.5	2.5	2.5						
Avg. Stride Length [m]	6.0	6.9	6.7	6.9	6.9	7.0	6.5						





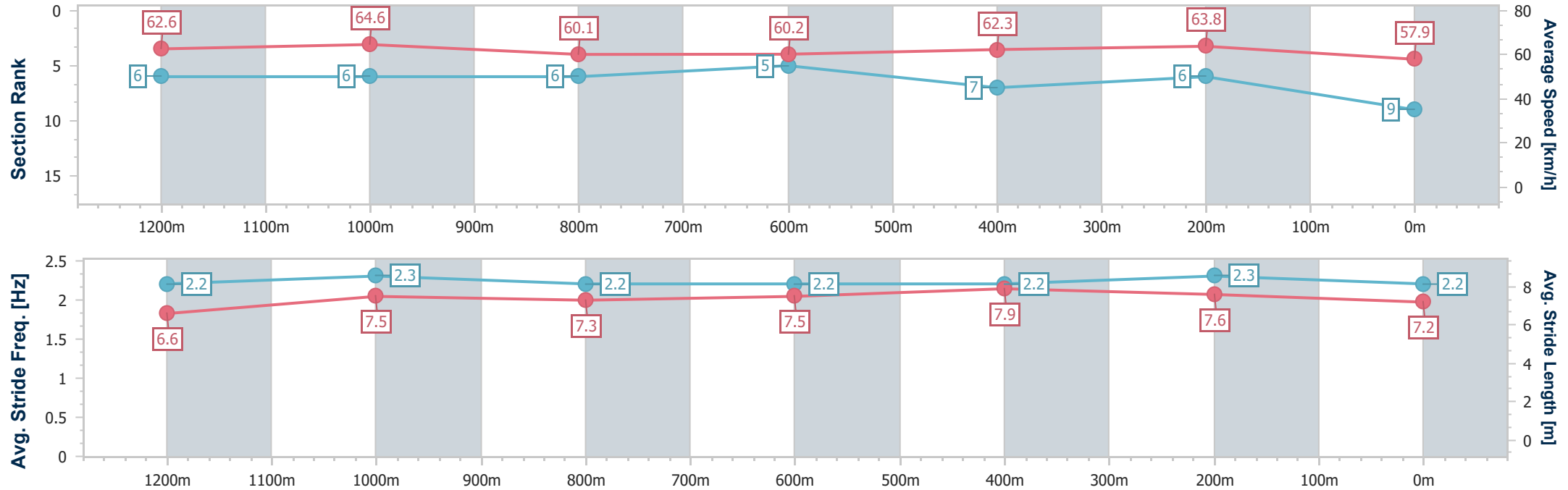
Horse/Jockey Name	Machrimore
Final Rank	9
Fastest Section Time (Section)	0:11.21 (1200m)
Top Speed [km/h] (Section)	67.5 (1200m)
Race State	Finished



Eagle Farm Professional  
Race 3: XXXX Gold Maiden Handicap - 1400m  
04 February 2026 - 14:49  
Track Rating: Good 4, Weather: Overcast, Rail Position: +10m  
Entire



Section	Overall	1200m	1000m	800m	600m	400m	200m						
Section Times	1:24.67 [9] (0:13.86)	1:10.81 [6] (0:11.21)	0:59.60 [6] (0:12.10)	0:47.50 [6] (0:12.09)	0:35.41 [5] (0:11.67)	0:23.74 [7] (0:11.28)	0:12.46 [6] (0:12.46)						
Average Speed [km/h]	62.6	64.6	60.1	60.2	62.3	63.8	57.9						
Top Speed [km/h]	64.6	67.5	63.1	61.0	65.3	65.4	61.7						
Avg. Dist. to Rail [m]	7.9	3.0	1.9	1.9	2.0	4.9	7.3						
Avg. Stride Freq. [Hz]	2.2	2.3	2.2	2.2	2.2	2.3	2.2						
Avg. Stride Length [m]	6.6	7.5	7.3	7.5	7.9	7.6	7.2						





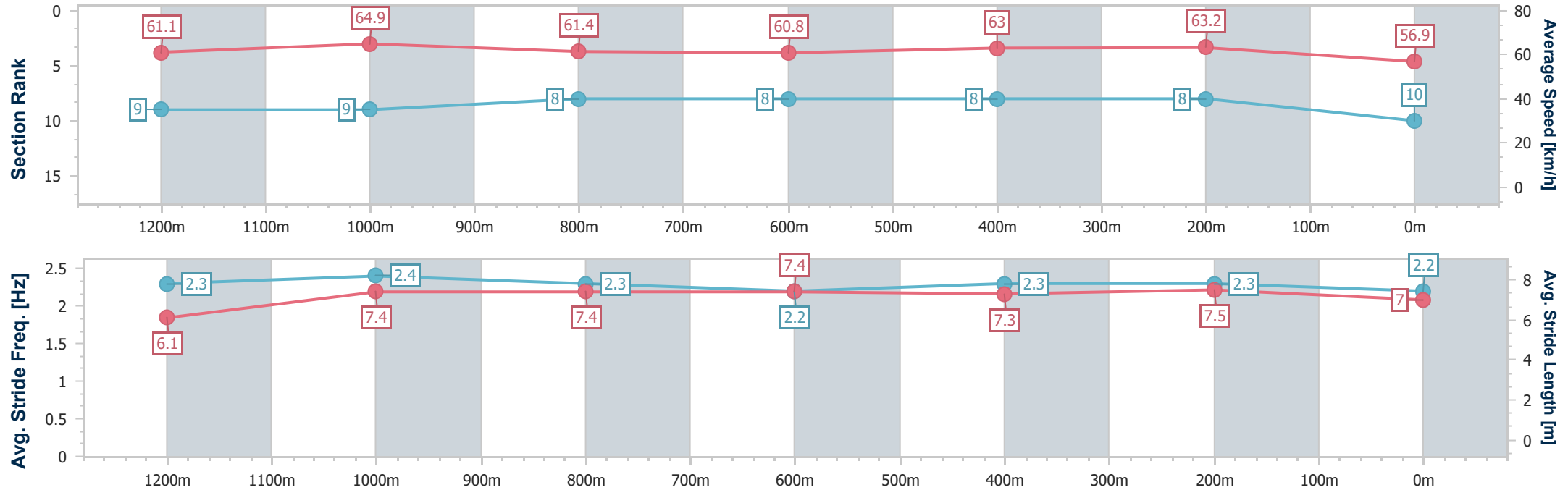
Horse/Jockey Name	Ralos Star
Final Rank	10
Fastest Section Time (Section)	0:11.19 (1200m)
Top Speed [km/h] (Section)	67.5 (1200m)
Race State	Finished



Eagle Farm Professional  
Race 3: XXXX Gold Maiden Handicap - 1400m  
04 February 2026 - 14:49  
Track Rating: Good 4, Weather: Overcast, Rail Position: +10m  
Entire



Section	Overall	1200m	1000m	800m	600m	400m	200m						
Section Times	1:24.98 [10] (0:14.22)	1:10.76 [9] (0:11.19)	0:59.57 [9] (0:11.97)	0:47.60 [8] (0:12.00)	0:35.60 [8] (0:11.56)	0:24.04 [8] (0:11.40)	0:12.64 [8] (0:12.64)						
Average Speed [km/h]	61.1	64.9	61.4	60.8	63.0	63.2	56.9						
Top Speed [km/h]	67.0	67.5	62.9	61.7	64.6	64.6	61.1						
Avg. Dist. to Rail [m]	10.3	4.9	3.9	2.3	1.8	3.6	6.6						
Avg. Stride Freq. [Hz]	2.3	2.4	2.3	2.2	2.3	2.3	2.2						
Avg. Stride Length [m]	6.1	7.4	7.4	7.4	7.3	7.5	7.0						





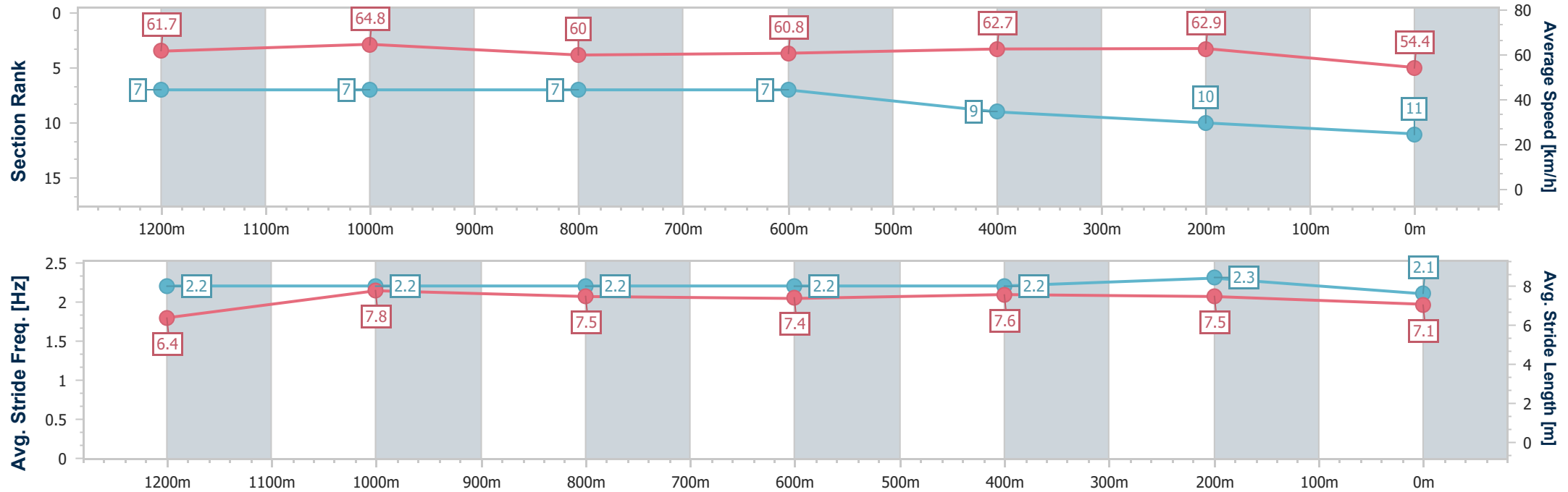
Horse/Jockey Name	Frankely Sublime
Final Rank	11
Fastest Section Time (Section)	0:11.14 (1200m)
Top Speed [km/h] (Section)	66.8 (1200m)
Race State	Finished



Eagle Farm Professional  
Race 3: XXXX Gold Maiden Handicap - 1400m  
04 February 2026 - 14:49  
Track Rating: Good 4, Weather: Overcast, Rail Position: +10m  
Entire



Section	Overall	1200m	1000m	800m	600m	400m	200m						
Section Times	1:25.67 [11] (0:14.08)	1:11.59 [7] (0:11.14)	1:00.45 [7] (0:12.12)	0:48.33 [7] (0:12.02)	0:36.31 [7] (0:11.61)	0:24.70 [9] (0:11.46)	0:13.24 [10] (0:13.24)						
Average Speed [km/h]	61.7	64.8	60.0	60.8	62.7	62.9	54.4						
Top Speed [km/h]	65.9	66.8	62.0	62.0	64.3	64.5	60.3						
Avg. Dist. to Rail [m]	8.8	2.2	2.3	2.5	2.7	7.0	9.1						
Avg. Stride Freq. [Hz]	2.2	2.2	2.2	2.2	2.2	2.3	2.1						
Avg. Stride Length [m]	6.4	7.8	7.5	7.4	7.6	7.5	7.1						





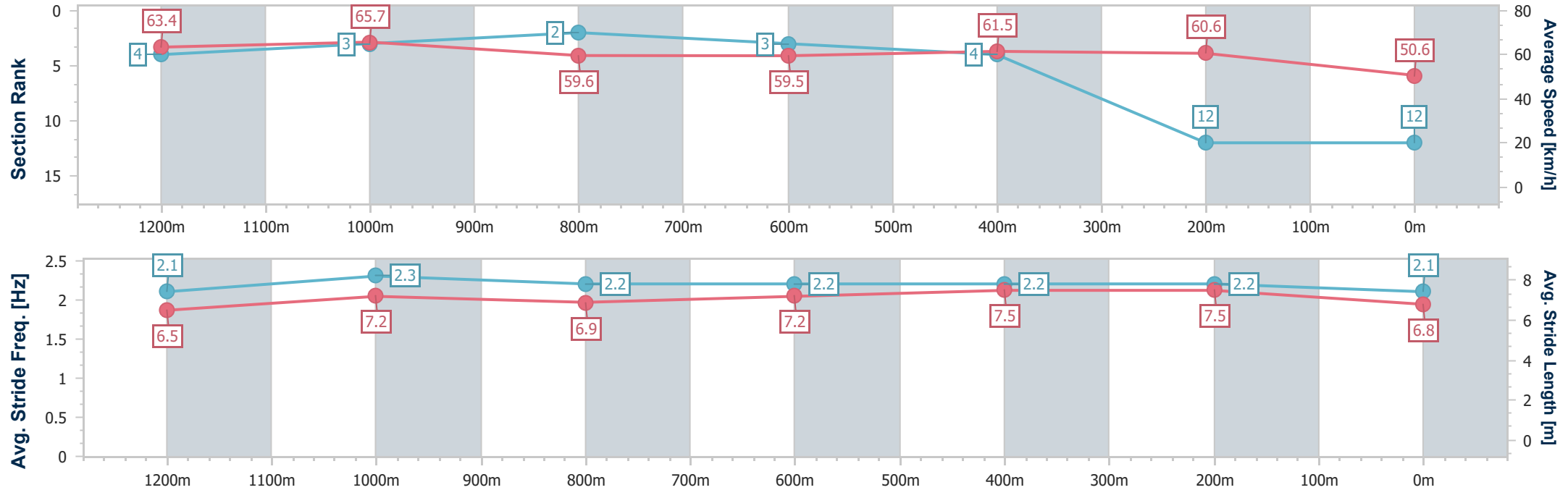
Horse/Jockey Name	Please Stand Up
Final Rank	12
Fastest Section Time (Section)	0:10.99 (1200m)
Top Speed [km/h] (Section)	68.1 (1200m)
Race State	Finished



Eagle Farm Professional  
Race 3: XXXX Gold Maiden Handicap - 1400m  
04 February 2026 - 14:49  
Track Rating: Good 4, Weather: Overcast, Rail Position: +10m Entire



Section	Overall	1200m	1000m	800m	600m	400m	200m						
Section Times	1:26.82 [12] (0:13.75)	1:13.07 [4] (0:10.99)	1:02.08 [3] (0:12.13)	0:49.95 [2] (0:12.13)	0:37.82 [3] (0:11.70)	0:26.12 [4] (0:11.88)	0:14.24 [12] (0:14.24)						
Average Speed [km/h]	63.4	65.7	59.6	59.5	61.5	60.6	50.6						
Top Speed [km/h]	66.7	68.1	63.1	60.1	63.1	62.3	56.8						
Avg. Dist. to Rail [m]	4.2	1.5	0.8	0.3	0.4	0.7	0.6						
Avg. Stride Freq. [Hz]	2.1	2.3	2.2	2.2	2.2	2.2	2.1						
Avg. Stride Length [m]	6.5	7.2	6.9	7.2	7.5	7.5	6.8						





# Eagle Farm Professional

## Race 4: Souths Sports Club QTIS Three-Years-Old Maiden Plate - 1200m

04 February 2026 - 15:24



BRISBANE  
RACING CLUB

Track Rating: Good 4, Weather: Overcast, Rail Position: +10m Entire

Section						Overall	1000m	800m	600m	400m	200m	Last 600m		
Field Times						1:10.47 (0:13.24)	0:57.23 (0:10.99)	0:46.24 (0:11.27)	0:34.97 (0:11.22)	0:23.75 (0:11.41)	0:12.34 (0:12.34)	0:00.00		
Rank	TAB	Horse/Jockey	Barrier	Top Speed [km/h]	Fastest Section						Margin	Margin		Distance Travelled [m]
1	4	QUICKZOU	16	68.3	0:10.99	1:10.47 [1]	0:57.23 [1]	0:46.24 [1]	0:34.97 [1]	0:23.75 [1]	0:12.34 [1]	1:10.47	0:34.97	
		Jai Williams		1000m	1000m	(0:13.24)	(0:10.99)	(0:11.27)	(0:11.22)	(0:11.41)	(0:12.34)			
2	7	COOL MOON	6	68.0	0:11.05	1:10.72 [2]	0:57.24 [3]	0:46.19 [3]	0:34.76 [4]	0:23.55 [3]	0:12.21 [2]	1.47L	0:34.76	-2
		Kyle Wilson-Taylor		1000m	1000m	(0:13.48)	(0:11.05)	(0:11.43)	(0:11.21)	(0:11.34)	(0:12.21)			
3	5	THE STREET HERO	12	67.7	0:10.88	1:10.72 [3]	0:56.11 [11]	0:45.14 [11]	0:33.62 [11]	0:22.52 [10]	0:11.64 [10]	1.51L	0:33.62	-9
		Brandon Lerena		400m	400m	(0:14.61)	(0:10.97)	(0:11.52)	(0:11.10)	(0:10.88)	(0:11.64)			
4	1	JUSTA NIGHT OUT	3	67.5	0:11.09	1:10.78 [4]	0:57.07 [6]	0:45.87 [7]	0:34.40 [7]	0:23.31 [6]	0:12.16 [3]	1.81L	0:34.40	-2
		Jag Guthmann-Chester		1000m	600m	(0:13.71)	(0:11.20)	(0:11.47)	(0:11.09)	(0:11.15)	(0:12.16)			
5	15	MAGIC SNITZEL	8	66.7	0:11.10	1:10.90 [5]	0:57.14 [9]	0:45.96 [8]	0:34.43 [9]	0:23.25 [8]	0:12.15 [6]	2.57L	0:34.43	-5
		Dylan Turner		400m	400m	(0:13.76)	(0:11.18)	(0:11.53)	(0:11.18)	(0:11.10)	(0:12.15)			
6	3	OUR MATE LOCKY	13	Data was not able to be tracked for this horse		-:-:-	-:-:-	-:-:-	-:-:-	-:-:-	-:-:-	2.76L	-:-:-	-----
		Montana Philpot												
7	2	MOSHULU SPIRIT	2	67.3	0:11.15	1:10.97 [7]	0:57.29 [5]	0:46.14 [6]	0:34.74 [6]	0:23.38 [7]	0:12.11 [7]	2.98L	0:34.74	-8
		Damien Thornton		1000m	1000m	(0:13.68)	(0:11.15)	(0:11.40)	(0:11.36)	(0:11.27)	(0:12.11)			
8	11	MISS ADRIFT	4	68.3	0:10.83	1:11.02 [8]	0:57.28 [8]	0:46.45 [4]	0:35.09 [3]	0:23.82 [4]	0:12.39 [4]	3.25L	0:35.09	-2
		Cejay Graham		1000m	1000m	(0:13.74)	(0:10.83)	(0:11.36)	(0:11.27)	(0:11.43)	(0:12.39)			
9	13	EMPHATIQUE	1	67.5	0:11.23	1:11.07 [9]	0:57.67 [2]	0:46.44 [5]	0:34.94 [5]	0:23.65 [5]	0:12.20 [8]	3.56L	0:34.94	-2
		Daniel Moor		1000m	1000m	(0:13.40)	(0:11.23)	(0:11.50)	(0:11.29)	(0:11.45)	(0:12.20)			
10	12	RECONCILIATE	10	69.2	0:10.95	1:11.15 [10]	0:57.66 [4]	0:46.71 [2]	0:35.33 [2]	0:24.00 [2]	0:12.46 [5]	3.98L	0:35.33	-1
		Angela Jones		1000m	1000m	(0:13.49)	(0:10.95)	(0:11.38)	(0:11.33)	(0:11.54)	(0:12.46)			

Scratched: Storm In Seattle (#14), Trefoil (#16), Enterprise Giselle (#9), Geitz (#10)



## Eagle Farm Professional

### Race 4: Souths Sports Club QTIS Three-Years-Old Maiden Plate - 1200m

04 February 2026 - 15:24



BRISBANE  
RACING CLUB

Track Rating: Good 4, Weather: Overcast, Rail Position: +10m Entire

Section					Overall	1000m	800m	600m	400m	200m	Last 600m			
Field Times					1:10.47 (0:13.24)	0:57.23 (0:10.99)	0:46.24 (0:11.27)	0:34.97 (0:11.22)	0:23.75 (0:11.41)	0:12.34 (0:12.34)	0:00.00			
Rank	TAB	Horse/Jockey	Barrier	Top Speed [km/h]	Fastest Section							Margin	Distance Travelled [m]	
11	6	CONFORMITY	7	66.4	0:11.14	1:11.32 [11]	0:57.58 [7]	0:46.31 [9]	0:34.88 [8]	0:23.59 [9]	0:12.45 [9]	5.01L	0:34.88	-1
		Ben Thompson		400m	400m	(0:13.74)	(0:11.27)	(0:11.43)	(0:11.29)	(0:11.14)	(0:12.45)			
12	8	EMPRESS ASPEN	5	66.2	0:11.11	1:11.37 [12]	0:57.05 [10]	0:45.93 [10]	0:34.42 [10]	0:23.08 [11]	0:11.97 [11]	5.28L	0:34.42	+0
		Emily Lang		400m	400m	(0:14.32)	(0:11.12)	(0:11.51)	(0:11.34)	(0:11.11)	(0:11.97)			

Scratched: Storm In Seattle (#14), Trefoil (#16), Enterprise Giselle (#9), Geitz (#10)





Horse/Jockey Name	Quickzou
Final Rank	1
Fastest Section Time (Section)	0:10.99 (1000m)
Top Speed [km/h] (Section)	68.3 (1000m)
Race State	Finished

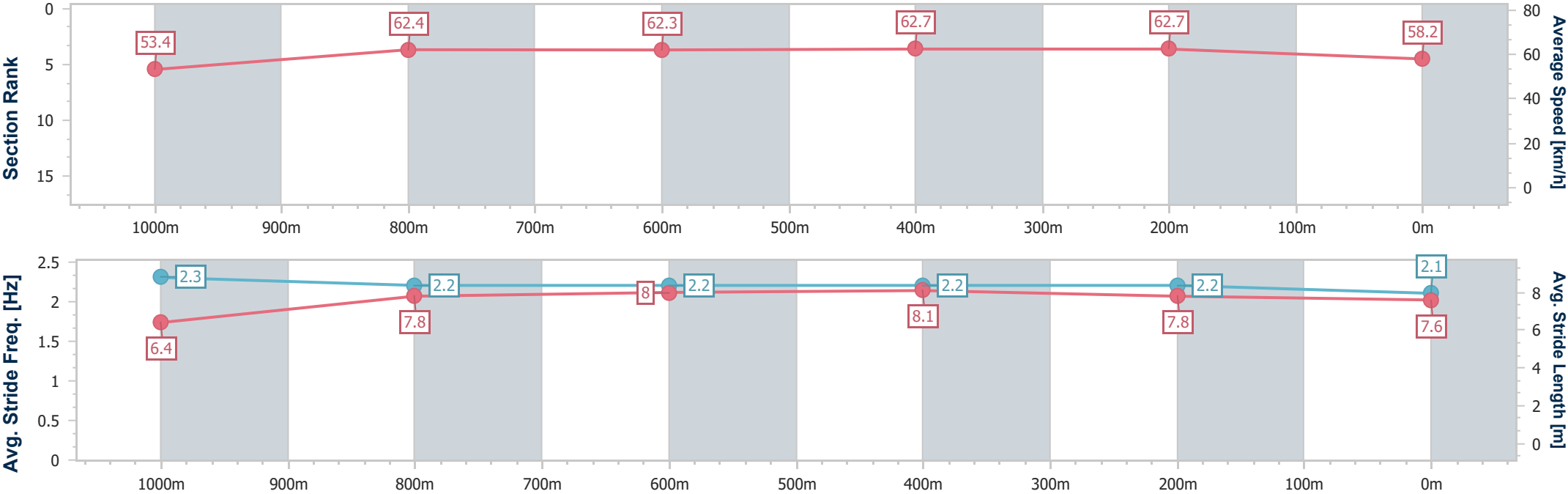


Eagle Farm Professional  
Race 4: Souths Sports Club QTIS Three-Years-Old Maiden  
Plate - 1200m  
04 February 2026 - 15:24  
Track Rating: Good 4, Weather: Overcast, Rail Position: +10m  
Entire



BRISBANE  
RACING CLUB

Section	Overall	1000m	800m	600m	400m	200m								
Section Times	1:10.47 [1] (0:13.24)	0:57.23 [1] (0:10.99)	0:46.24 [1] (0:11.27)	0:34.97 [1] (0:11.22)	0:23.75 [1] (0:11.41)	0:12.34 [1] (0:12.34)								
Average Speed [km/h]	53.4	62.4	62.3	62.7	62.7	58.2								
Top Speed [km/h]	65.1	68.3	66.0	64.4	64.8	63.7								
Avg. Dist. to Rail [m]	7.6	0.8	2.8	2.4	0.7	0.5								
Avg. Stride Freq. [Hz]	2.3	2.2	2.2	2.2	2.2	2.1								
Avg. Stride Length [m]	6.4	7.8	8.0	8.1	7.8	7.6								





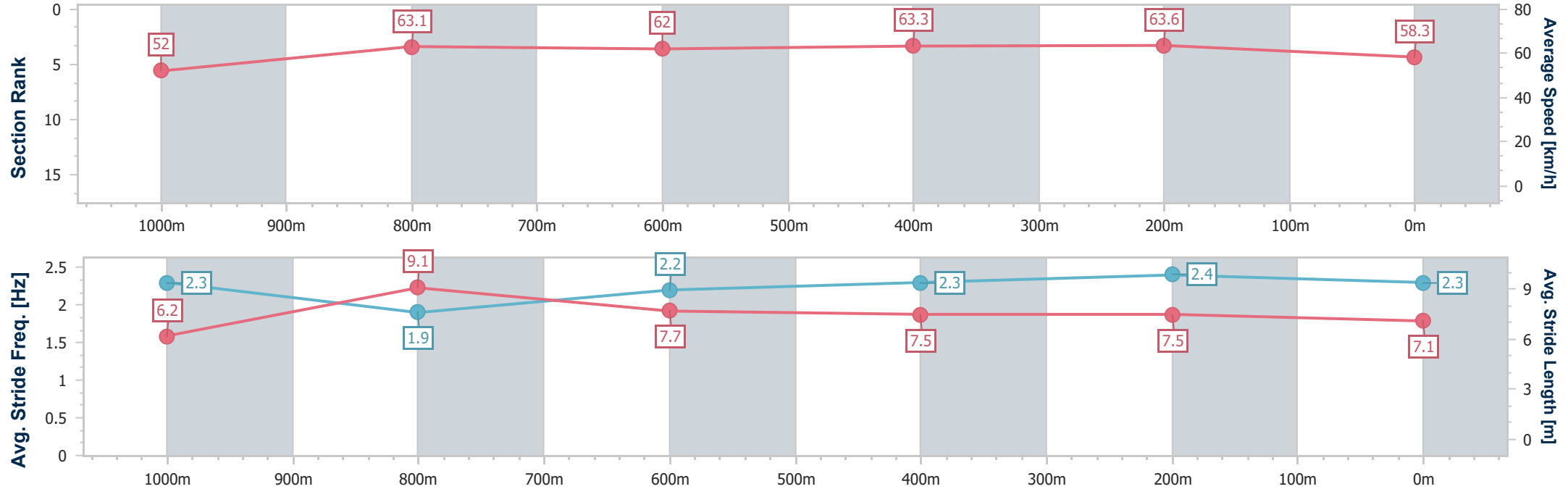
Horse/Jockey Name	Cool Moon
Final Rank	2
Fastest Section Time (Section)	0:11.05 (1000m)
Top Speed [km/h] (Section)	68.0 (1000m)
Race State	Finished



Eagle Farm Professional  
Race 4: Souths Sports Club QTIS Three-Years-Old Maiden  
Plate - 1200m  
04 February 2026 - 15:24  
Track Rating: Good 4, Weather: Overcast, Rail Position: +10m  
Entire



Section	Overall	1000m	800m	600m	400m	200m								
Section Times	1:10.72 [2] (0:13.48)	0:57.24 [3] (0:11.05)	0:46.19 [3] (0:11.43)	0:34.76 [4] (0:11.21)	0:23.55 [3] (0:11.34)	0:12.21 [2] (0:12.21)								
Average Speed [km/h]	52.0	63.1	62.0	63.3	63.6	58.3								
Top Speed [km/h]	64.8	68.0	65.4	65.0	65.3	64.3								
Avg. Dist. to Rail [m]	3.2	0.8	1.7	1.2	0.7	3.0								
Avg. Stride Freq. [Hz]	2.3	1.9	2.2	2.3	2.4	2.3								
Avg. Stride Length [m]	6.2	9.1	7.7	7.5	7.5	7.1								



[ ] Ranking at each section and finish  
- - - - No data available at this section  
NA No data available



Horse/Jockey Name	The Street Hero
Final Rank	3
Fastest Section Time (Section)	0:10.88 (400m)
Top Speed [km/h] (Section)	67.7 (400m)
Race State	Finished

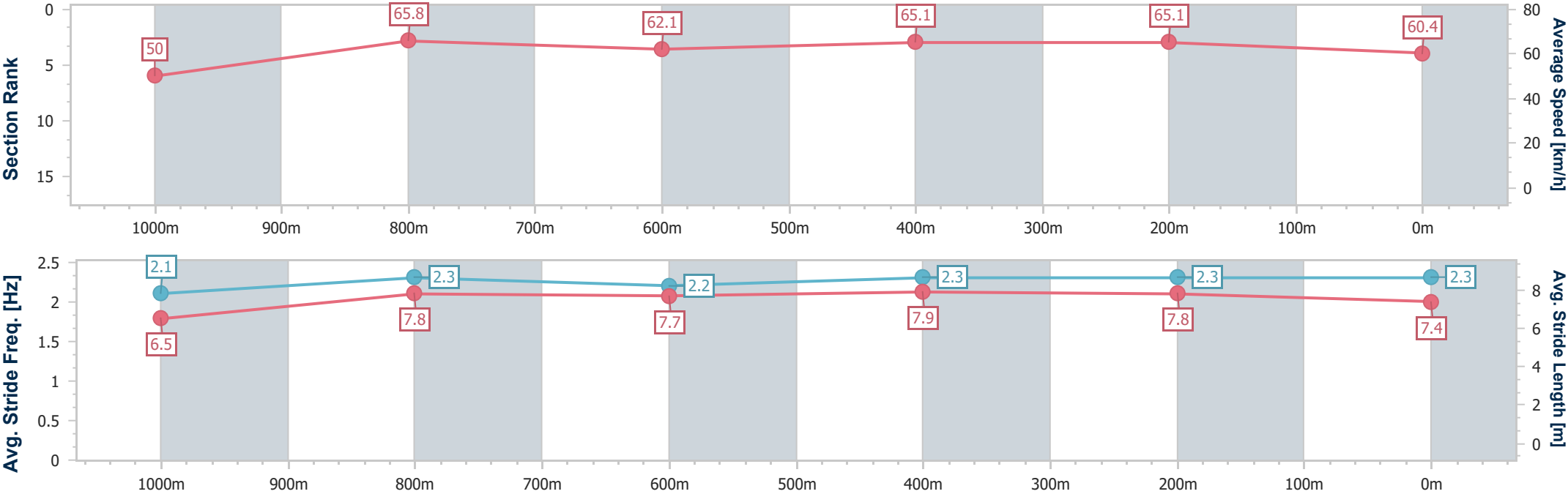


Eagle FarmProfessional  
Race 4: Souths Sports Club QTIS Three-Years-Old Maiden  
Plate - 1200m  
04 February 2026 - 15:24  
Track Rating: Good 4, Weather: Overcast, Rail Position: +10m  
Entire



BRISBANE  
RACING CLUB

Section	Overall	1000m	800m	600m	400m	200m								
Section Times	1:10.72 [3] (0:14.61)	0:56.11 [11] (0:10.97)	0:45.14 [11] (0:11.52)	0:33.62 [11] (0:11.10)	0:22.52 [10] (0:10.88)	0:11.64 [10] (0:11.64)								
Average Speed [km/h]	50.0	65.8	62.1	65.1	65.1	60.4								
Top Speed [km/h]	60.5	67.5	67.3	66.3	67.7	66.8								
Avg. Dist. to Rail [m]	6.1	0.9	0.4	1.3	2.6	2.3								
Avg. Stride Freq. [Hz]	2.1	2.3	2.2	2.3	2.3	2.3								
Avg. Stride Length [m]	6.5	7.8	7.7	7.9	7.8	7.4								





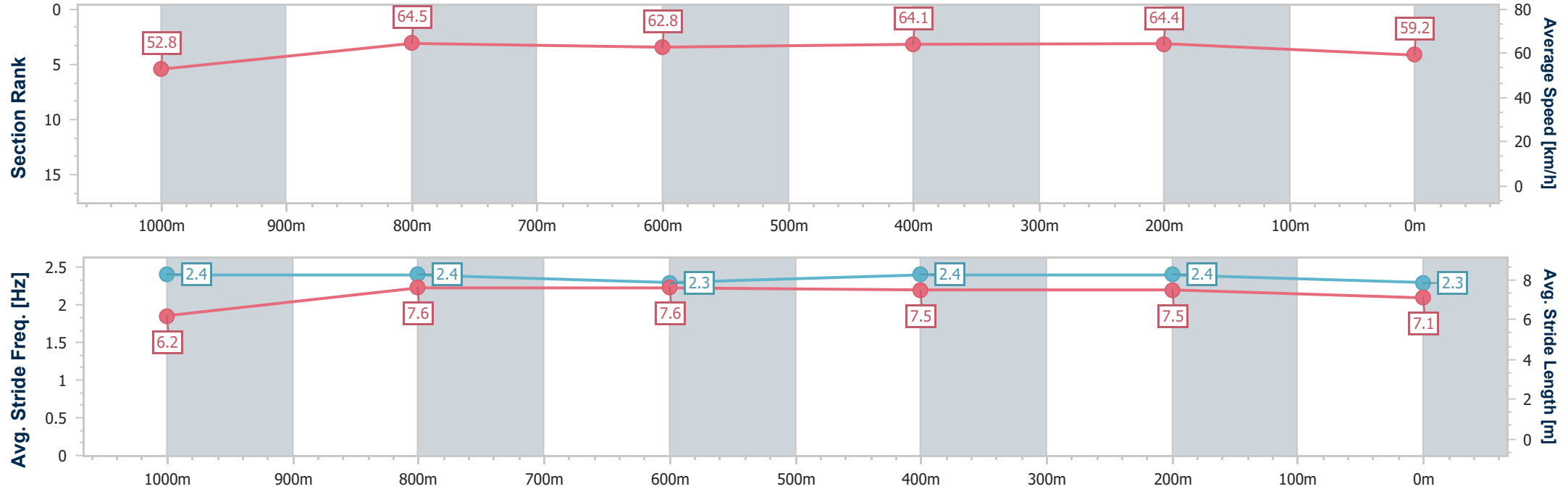
Horse/Jockey Name	Justa Night Out
Final Rank	4
Fastest Section Time (Section)	0:11.09 (600m)
Top Speed [km/h] (Section)	67.5 (1000m)
Race State	Finished



Eagle Farm Professional  
Race 4: Souths Sports Club QTIS Three-Years-Old Maiden  
Plate - 1200m  
04 February 2026 - 15:24  
Track Rating: Good 4, Weather: Overcast, Rail Position: +10m  
Entire



Section	Overall	1000m	800m	600m	400m	200m								
Section Times	1:10.78 [4] (0:13.71)	0:57.07 [6] (0:11.20)	0:45.87 [7] (0:11.47)	0:34.40 [7] (0:11.09)	0:23.31 [6] (0:11.15)	0:12.16 [3] (0:12.16)								
Average Speed [km/h]	52.8	64.5	62.8	64.1	64.4	59.2								
Top Speed [km/h]	62.9	67.5	65.4	65.6	67.4	65.4								
Avg. Dist. to Rail [m]	3.1	1.1	0.2	0.9	2.9	4.4								
Avg. Stride Freq. [Hz]	2.4	2.4	2.3	2.4	2.4	2.3								
Avg. Stride Length [m]	6.2	7.6	7.6	7.5	7.5	7.1								





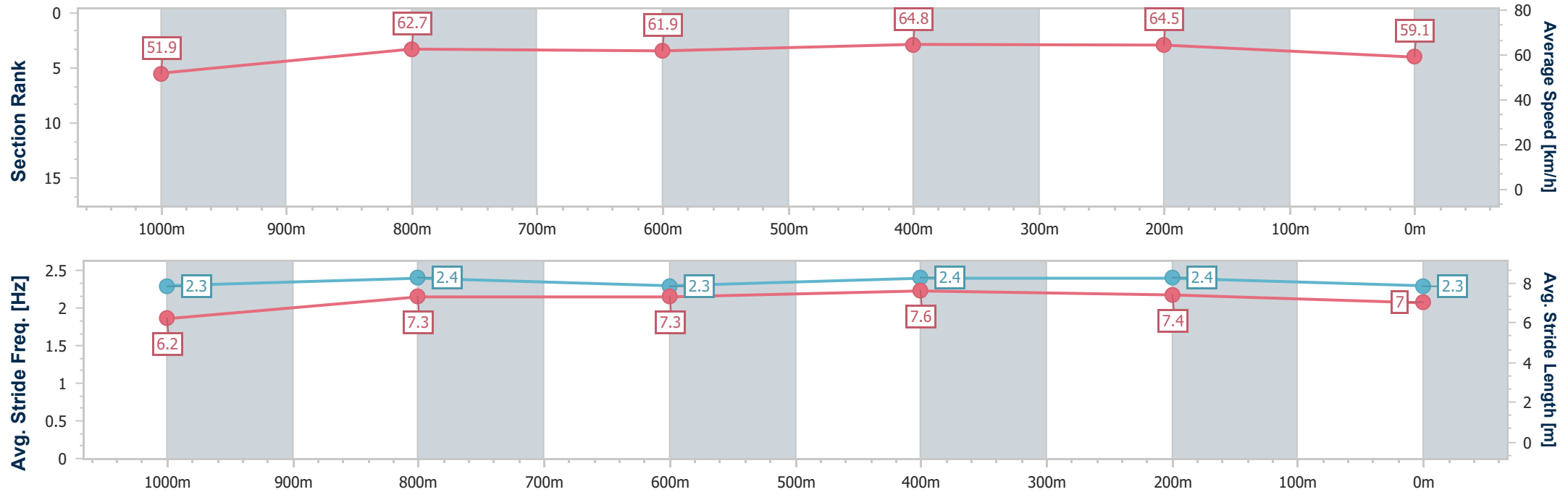
Horse/Jockey Name	Magic Snitzel
Final Rank	5
Fastest Section Time (Section)	0:11.10 (400m)
Top Speed [km/h] (Section)	66.7 (400m)
Race State	Finished



Eagle Farm Professional  
Race 4: Souths Sports Club QTIS Three-Years-Old Maiden  
Plate - 1200m  
04 February 2026 - 15:24  
Track Rating: Good 4, Weather: Overcast, Rail Position: +10m  
Entire



Section	Overall	1000m	800m	600m	400m	200m							
Section Times	1:10.90 [5] (0:13.76)	0:57.14 [9] (0:11.18)	0:45.96 [8] (0:11.53)	0:34.43 [9] (0:11.18)	0:23.25 [8] (0:11.10)	0:12.15 [6] (0:12.15)							
Average Speed [km/h]	51.9	62.7	61.9	64.8	64.5	59.1							
Top Speed [km/h]	62.3	66.3	65.6	66.0	66.7	65.9							
Avg. Dist. to Rail [m]	5.8	2.8	3.6	3.0	6.1	5.3							
Avg. Stride Freq. [Hz]	2.3	2.4	2.3	2.4	2.4	2.3							
Avg. Stride Length [m]	6.2	7.3	7.3	7.6	7.4	7.0							





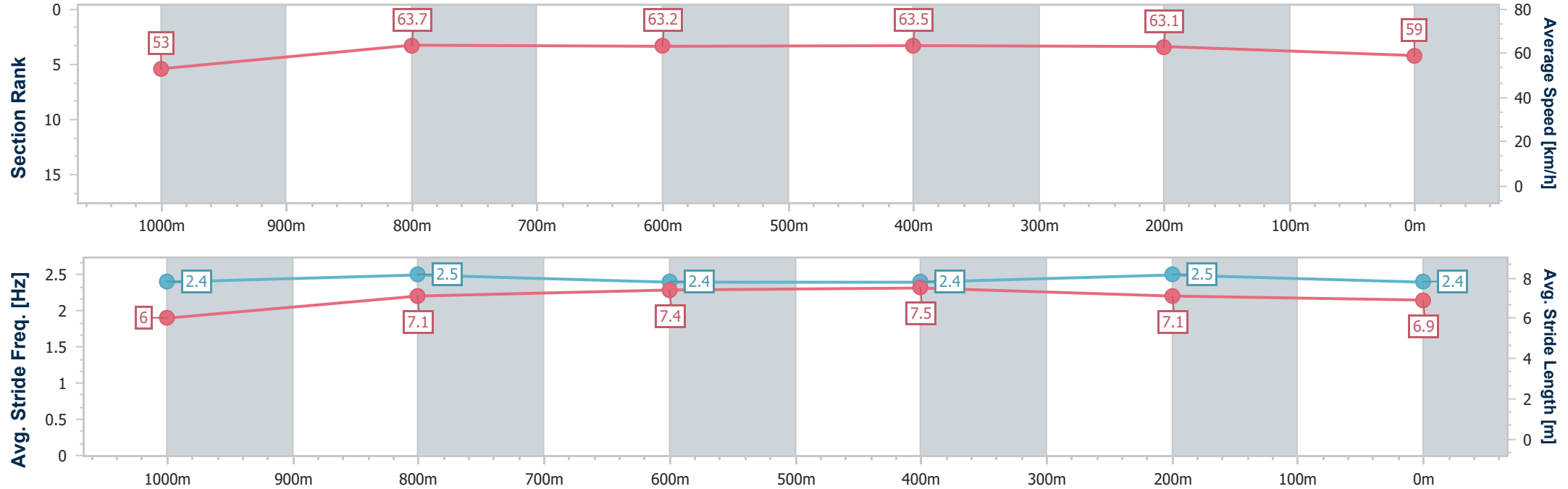
Horse/Jockey Name	Moshulu Spirit
Final Rank	7
Fastest Section Time (Section)	0:11.15 (1000m)
Top Speed [km/h] (Section)	67.3 (1000m)
Race State	Finished



Eagle Farm Professional  
Race 4: Souths Sports Club QTIS Three-Years-Old Maiden  
Plate - 1200m  
04 February 2026 - 15:24  
Track Rating: Good 4, Weather: Overcast, Rail Position: +10m  
Entire



Section	Overall	1000m	800m	600m	400m	200m								
Section Times	1:10.97 [7] (0:13.68)	0:57.29 [5] (0:11.15)	0:46.14 [6] (0:11.40)	0:34.74 [6] (0:11.36)	0:23.38 [7] (0:11.27)	0:12.11 [7] (0:12.11)								
Average Speed [km/h]	53.0	63.7	63.2	63.5	63.1	59.0								
Top Speed [km/h]	63.8	67.3	65.7	64.3	65.3	64.7								
Avg. Dist. to Rail [m]	1.8	0.7	0.2	0.5	4.0	5.8								
Avg. Stride Freq. [Hz]	2.4	2.5	2.4	2.4	2.5	2.4								
Avg. Stride Length [m]	6.0	7.1	7.4	7.5	7.1	6.9								





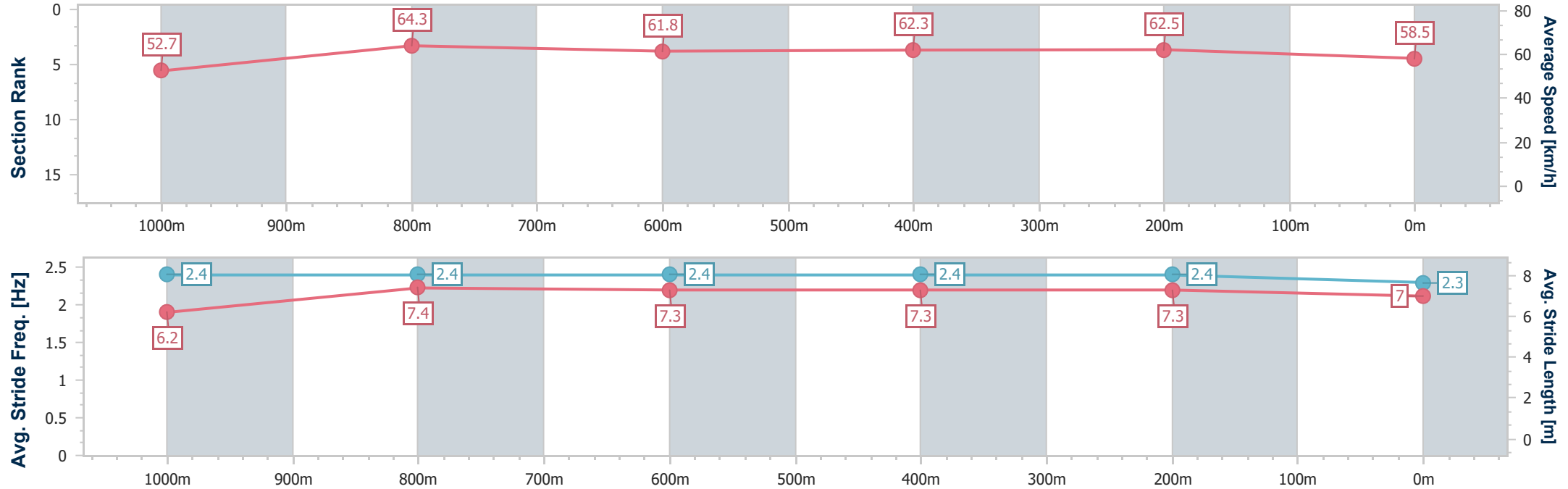
Horse/Jockey Name	Miss Adrift
Final Rank	8
Fastest Section Time (Section)	0:10.83 (1000m)
Top Speed [km/h] (Section)	68.3 (1000m)
Race State	Finished



Eagle Farm Professional  
Race 4: Souths Sports Club QTIS Three-Years-Old Maiden  
Plate - 1200m  
04 February 2026 - 15:24  
Track Rating: Good 4, Weather: Overcast, Rail Position: +10m  
Entire



Section	Overall	1000m	800m	600m	400m	200m								
Section Times	1:11.02 [8] (0:13.74)	0:57.28 [8] (0:10.83)	0:46.45 [4] (0:11.36)	0:35.09 [3] (0:11.27)	0:23.82 [4] (0:11.43)	0:12.39 [4] (0:12.39)								
Average Speed [km/h]	52.7	64.3	61.8	62.3	62.5	58.5								
Top Speed [km/h]	64.3	68.3	67.4	64.9	65.3	63.7								
Avg. Dist. to Rail [m]	3.2	0.7	1.1	0.7	1.8	3.4								
Avg. Stride Freq. [Hz]	2.4	2.4	2.4	2.4	2.4	2.3								
Avg. Stride Length [m]	6.2	7.4	7.3	7.3	7.3	7.0								





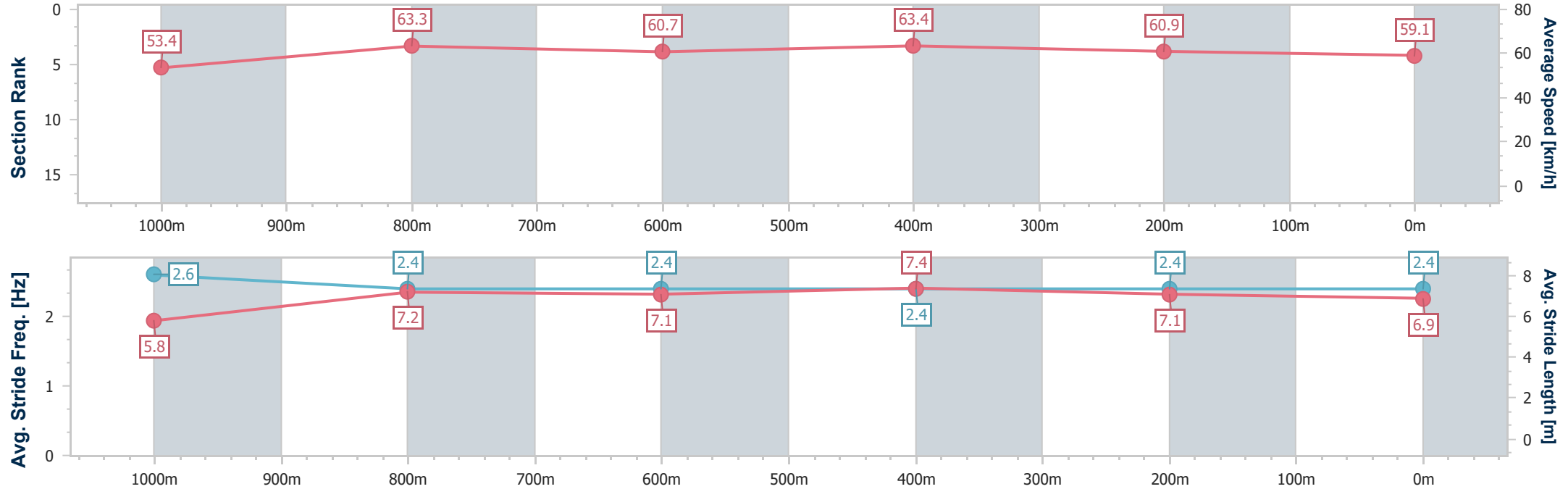
Horse/Jockey Name	Emphatique
Final Rank	9
Fastest Section Time (Section)	0:11.23 (1000m)
Top Speed [km/h] (Section)	67.5 (1000m)
Race State	Finished



Eagle FarmProfessional  
Race 4: Souths Sports Club QTIS Three-Years-Old Maiden  
Plate - 1200m  
04 February 2026 - 15:24  
Track Rating: Good 4, Weather: Overcast, Rail Position: +10m  
Entire



Section	Overall	1000m	800m	600m	400m	200m								
Section Times	1:11.07 [9] (0:13.40)	0:57.67 [2] (0:11.23)	0:46.44 [5] (0:11.50)	0:34.94 [5] (0:11.29)	0:23.65 [5] (0:11.45)	0:12.20 [8] (0:12.20)								
Average Speed [km/h]	53.4	63.3	60.7	63.4	60.9	59.1								
Top Speed [km/h]	63.8	67.5	65.5	65.2	65.7	63.5								
Avg. Dist. to Rail [m]	1.3	1.3	1.1	0.8	2.3	5.2								
Avg. Stride Freq. [Hz]	2.6	2.4	2.4	2.4	2.4	2.4								
Avg. Stride Length [m]	5.8	7.2	7.1	7.4	7.1	6.9								







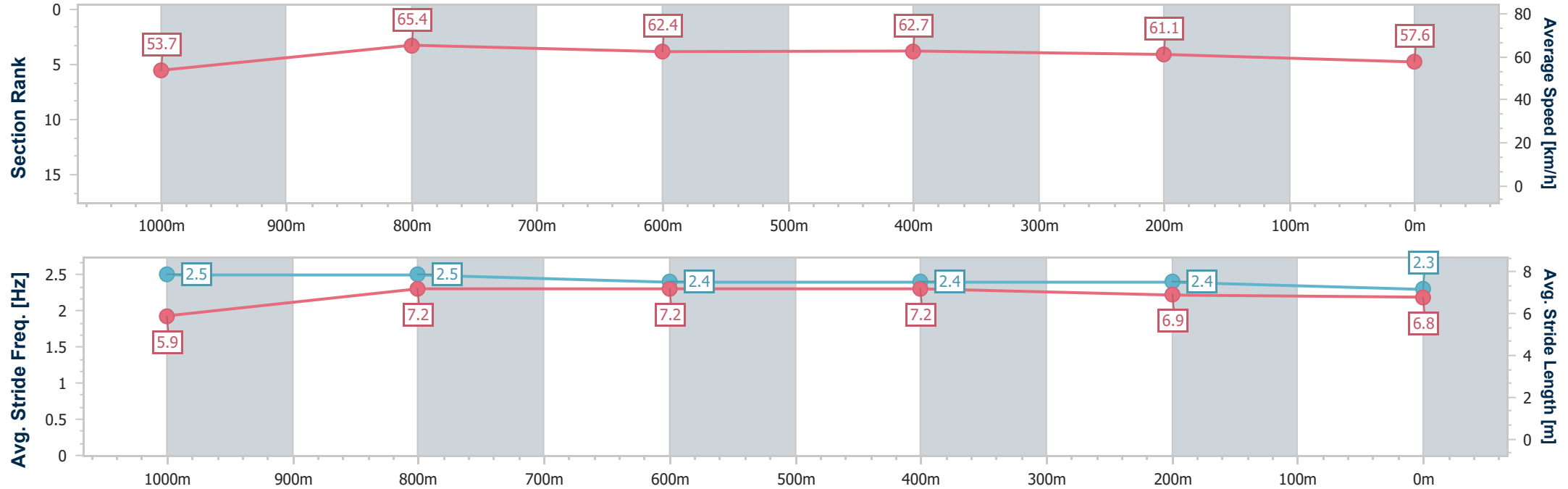
Horse/Jockey Name	Reconciliate
Final Rank	10
Fastest Section Time (Section)	0:10.95 (1000m)
Top Speed [km/h] (Section)	69.2 (1000m)
Race State	Finished



Eagle Farm Professional  
Race 4: Souths Sports Club QTIS Three-Years-Old Maiden  
Plate - 1200m  
04 February 2026 - 15:24  
Track Rating: Good 4, Weather: Overcast, Rail Position: +10m  
Entire



Section	Overall	1000m	800m	600m	400m	200m								
Section Times	1:11.15 [10] (0:13.49)	0:57.66 [4] (0:10.95)	0:46.71 [2] (0:11.38)	0:35.33 [2] (0:11.33)	0:24.00 [2] (0:11.54)	0:12.46 [5] (0:12.46)								
Average Speed [km/h]	53.7	65.4	62.4	62.7	61.1	57.6								
Top Speed [km/h]	64.4	69.2	67.3	64.5	64.7	63.1								
Avg. Dist. to Rail [m]	6.8	2.1	0.3	0.9	1.5	3.1								
Avg. Stride Freq. [Hz]	2.5	2.5	2.4	2.4	2.4	2.3								
Avg. Stride Length [m]	5.9	7.2	7.2	7.2	6.9	6.8								





Horse/Jockey Name	Conformity
Final Rank	11
Fastest Section Time (Section)	0:11.14 (400m)
Top Speed [km/h] (Section)	66.4 (400m)
Race State	Finished

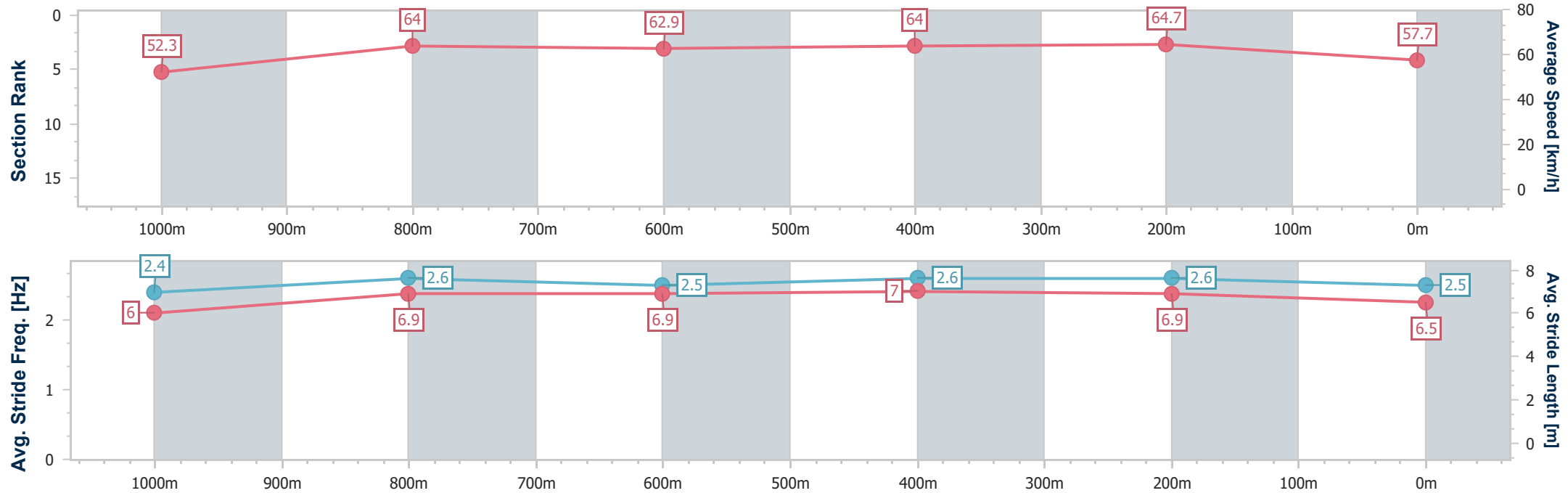


Eagle Farm Professional  
Race 4: Souths Sports Club QTIS Three-Years-Old Maiden  
Plate - 1200m  
04 February 2026 - 15:24  
Track Rating: Good 4, Weather: Overcast, Rail Position: +10m  
Entire



BRISBANE  
RACING CLUB

Section	Overall	1000m	800m	600m	400m	200m								
Section Times	1:11.32 [11] (0:13.74)	0:57.58 [7] (0:11.27)	0:46.31 [9] (0:11.43)	0:34.88 [8] (0:11.29)	0:23.59 [9] (0:11.14)	0:12.45 [9] (0:12.45)								
Average Speed [km/h]	52.3	64.0	62.9	64.0	64.7	57.7								
Top Speed [km/h]	62.6	66.0	65.5	65.4	66.4	65.6								
Avg. Dist. to Rail [m]	5.1	1.9	1.5	1.5	5.5	7.5								
Avg. Stride Freq. [Hz]	2.4	2.6	2.5	2.6	2.6	2.5								
Avg. Stride Length [m]	6.0	6.9	6.9	7.0	6.9	6.5								





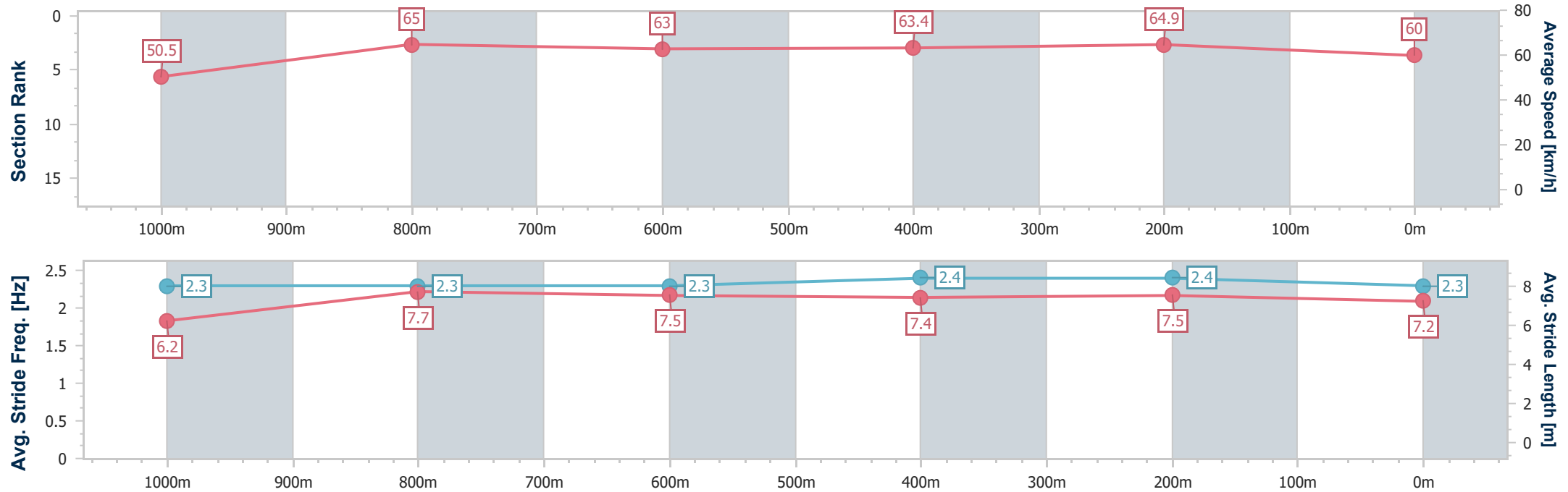
Horse/Jockey Name	Empress Aspen
Final Rank	12
Fastest Section Time (Section)	0:11.11 (400m)
Top Speed [km/h] (Section)	66.2 (400m)
Race State	Finished



Eagle Farm Professional  
Race 4: Souths Sports Club QTIS Three-Years-Old Maiden  
Plate - 1200m  
04 February 2026 - 15:24  
Track Rating: Good 4, Weather: Overcast, Rail Position: +10m  
Entire



Section	Overall	1000m	800m	600m	400m	200m							
Section Times	1:11.37 [12] (0:14.32)	0:57.05 [10] (0:11.12)	0:45.93 [10] (0:11.51)	0:34.42 [10] (0:11.34)	0:23.08 [11] (0:11.11)	0:11.97 [11] (0:11.97)							
Average Speed [km/h]	50.5	65.0	63.0	63.4	64.9	60.0							
Top Speed [km/h]	60.8	66.1	65.8	64.3	66.2	65.6							
Avg. Dist. to Rail [m]	3.9	0.8	1.1	0.4	1.1	2.2							
Avg. Stride Freq. [Hz]	2.3	2.3	2.3	2.4	2.4	2.3							
Avg. Stride Length [m]	6.2	7.7	7.5	7.4	7.5	7.2							





Horse/Jockey Name	Our Mate Locky
Final Rank	-
Fastest Section Time (Section)	-:--:--
Top Speed [km/h] (Section)	--.-
Race State	DidNotTrack



Eagle FarmProfessional  
Race 4: Souths Sports Club QTIS Three-Years-Old Maiden  
Plate - 1200m  
04 February 2026 - 15:24  
Track Rating: Good 4, Weather: Overcast, Rail Position: +10m  
Entire



Section	Overall	1000m	800m	600m	400m	200m							
Section Times	-:--:--	-:--:--	-:--:--	-:--:--	-:--:--	-:--:--							
Average Speed [km/h]	--.-	--.-	--.-	--.-	--.-	--.-							
Top Speed [km/h]	--.-	--.-	--.-	--.-	--.-	--.-							
Avg. Dist. to Rail [m]	.-	.-	.-	.-	.-	.-							
Avg. Stride Freq. [Hz]	--.-	--.-	--.-	--.-	--.-	--.-							
Avg. Stride Length [m]	--.-	--.-	--.-	--.-	--.-	--.-							

[ ] Ranking at each section and finish  
-:--:-- No data available at this section  
NA No data available



# Eagle Farm Professional

## Race 5: Sky Racing BM68 Handicap - 1800m

04 February 2026 - 15:59



BRISBANE  
RACING CLUB

Track Rating: Good 4, Weather: Overcast, Rail Position: +10m Entire

Section						Overall	1600m	1400m	1200m	1000m	800m	600m	Last 600m		
Field Times						1:48.04 (0:13.48)	1:34.56 (0:11.11)	1:23.45 (0:11.59)	1:11.86 (0:12.17)	0:59.69 (0:12.73)	0:46.96 (0:12.21)	0:34.75 (0:11.46)	0:34.75		
Rank	TAB	Horse/Jockey	Barrier	Top Speed [km/h]	Fastest Section										Distance Travelled [m]
1	5	SO LONG FAREWELL	2	66.4	0:11.11	1:48.04 [1]	1:34.56 [1]	1:23.45 [1]	1:11.86 [1]	0:59.69 [1]	0:46.93 [2]	0:34.64 [2]	0:34.64		
		Jai Williams		1600m	1600m	(0:13.48)	(0:11.11)	(0:11.59)	(0:12.17)	(0:12.76)	(0:12.29)	(0:11.35)			
2	7	JENNI MOREESE	3	65.6	0:11.18	1:48.22 [2]	1:34.32 [6]	1:22.91 [6]	1:11.29 [5]	0:59.22 [5]	0:46.61 [5]	0:34.51 [4]	0:34.51	-2	
		Jake Bayliss		600m	400m	(0:13.90)	(0:11.41)	(0:11.62)	(0:12.07)	(0:12.61)	(0:12.10)	(0:11.40)			
3	2	TAJAWAL	5	66.1	0:11.23	1:48.65 [3]	1:34.37 [9]	1:23.01 [8]	1:11.37 [8]	0:59.15 [8]	0:46.49 [9]	0:34.22 [9]	0:34.22	-9	
		Jasper Franklin		400m	600m	(0:14.28)	(0:11.36)	(0:11.64)	(0:12.22)	(0:12.66)	(0:12.27)	(0:11.23)			
4	1	GUARDED OPTIMIST	1	65.0	0:11.25	1:49.33 [4]	1:35.48 [5]	1:24.09 [5]	1:12.36 [6]	1:00.11 [6]	0:47.52 [6]	0:35.31 [6]	0:35.31	-9	
		Corey Sutherland		600m	600m	(0:13.85)	(0:11.39)	(0:11.73)	(0:12.25)	(0:12.59)	(0:12.21)	(0:11.25)			
5	9	BANXI	7	65.7	0:11.20	1:49.41 [5]	1:35.13 [8]	1:23.56 [9]	1:11.98 [9]	0:59.85 [9]	0:47.25 [8]	0:35.16 [8]	0:35.16	+6	
		Ben Thompson		600m	600m	(0:14.28)	(0:11.57)	(0:11.58)	(0:12.13)	(0:12.60)	(0:12.09)	(0:11.20)			
6	4	MORE TROUBLE	4	65.5	0:11.27	1:49.63 [6]	1:35.98 [3]	1:24.71 [4]	1:13.05 [4]	1:00.81 [4]	0:48.09 [4]	0:35.75 [5]	0:35.75	-4	
		Daniel Moor		1600m	1600m	(0:13.65)	(0:11.27)	(0:11.66)	(0:12.24)	(0:12.72)	(0:12.34)	(0:11.40)			
7	10	BACCARAT ROUGE	6	66.3	0:11.15	1:49.93 [7]	1:36.28 [4]	1:25.13 [3]	1:13.56 [3]	1:01.26 [3]	0:48.55 [3]	0:36.28 [3]	0:36.28	+3	
		Emily Lang		1600m	1600m	(0:13.65)	(0:11.15)	(0:11.57)	(0:12.30)	(0:12.71)	(0:12.27)	(0:11.64)			
8	3	CHASING JACKLEY	9	64.5	0:11.46	1:50.39 [8]	1:36.49 [7]	1:24.97 [7]	1:13.31 [7]	1:01.13 [7]	0:48.51 [7]	0:36.19 [7]	0:36.19	+7	
		Chelsea Baker		1600m	600m	(0:13.90)	(0:11.52)	(0:11.66)	(0:12.18)	(0:12.62)	(0:12.32)	(0:11.46)			
9	6	OKESUTORA	8	66.6	0:11.14	1:51.21 [9]	1:37.62 [2]	1:26.48 [2]	1:14.94 [2]	1:02.71 [2]	0:50.13 [1]	0:37.92 [1]	0:37.92	-8	
		Rob Thorburn		1600m	1600m	(0:13.59)	(0:11.14)	(0:11.54)	(0:12.23)	(0:12.58)	(0:12.21)	(0:11.58)			

Scratched: Medical Autocrat (#8)



Eagle Farm Professional  
Race 5: Sky Racing BM68 Handicap - 1800m

04 February 2026 - 15:59



Track Rating: Good 4, Weather: Overcast, Rail Position: +10m Entire

Section		400m		200m		Last 600m			
Field Times		0:23.29 (0:11.40)		0:11.89 (0:11.89)		0:34.75			
Rank	TAB Horse/Jockey	Barrier	Top Speed [km/h]	Fastest Section	Margin		Distance Travelled [m]		
1	5 SO LONG FAREWELL	2	66.4	0:11.11	0:23.29 [1]	0:11.89 [1]	1:48.04	0:34.64	
	Jai Williams		1600m	1600m	(0:11.40)	(0:11.89)			
2	7 JENNI MOREESE	3	65.6	0:11.18	0:23.11 [3]	0:11.93 [2]	1.05L	0:34.51	-2
	Jake Bayliss		600m	400m	(0:11.18)	(0:11.93)			
3	2 TAJAWAL	5	66.1	0:11.23	0:22.99 [8]	0:11.75 [4]	3.59L	0:34.22	-9
	Jasper Franklin		400m	600m	(0:11.24)	(0:11.75)			
4	1 GUARDED OPTIMIST	1	65.0	0:11.25	0:24.06 [4]	0:12.32 [8]	7.61L	0:35.31	-9
	Corey Sutherland		600m	600m	(0:11.74)	(0:12.32)			
5	9 BANXI	7	65.7	0:11.20	0:23.96 [7]	0:12.51 [3]	8.09L	0:35.16	+6
	Ben Thompson		600m	600m	(0:11.45)	(0:12.51)			
6	4 MORE TROUBLE	4	65.5	0:11.27	0:24.35 [5]	0:12.71 [5]	9.35L	0:35.75	-4
	Daniel Moor		1600m	1600m	(0:11.64)	(0:12.71)			
7	10 BACCARAT ROUGE	6	66.3	0:11.15	0:24.64 [6]	0:12.93 [7]	11.11L	0:36.28	+3
	Emily Lang		1600m	1600m	(0:11.71)	(0:12.93)			
8	3 CHASING JACKLEY	9	64.5	0:11.46	0:24.73 [9]	0:13.02 [9]	13.83L	0:36.19	+7
	Chelsea Baker		1600m	600m	(0:11.71)	(0:13.02)			
9	6 OKESUTORA	8	66.6	0:11.14	0:26.34 [2]	0:14.23 [6]	18.66L	0:37.92	-8
	Rob Thorburn		1600m	1600m	(0:12.11)	(0:14.23)			

Scratched: Medical Autocrat (#8)



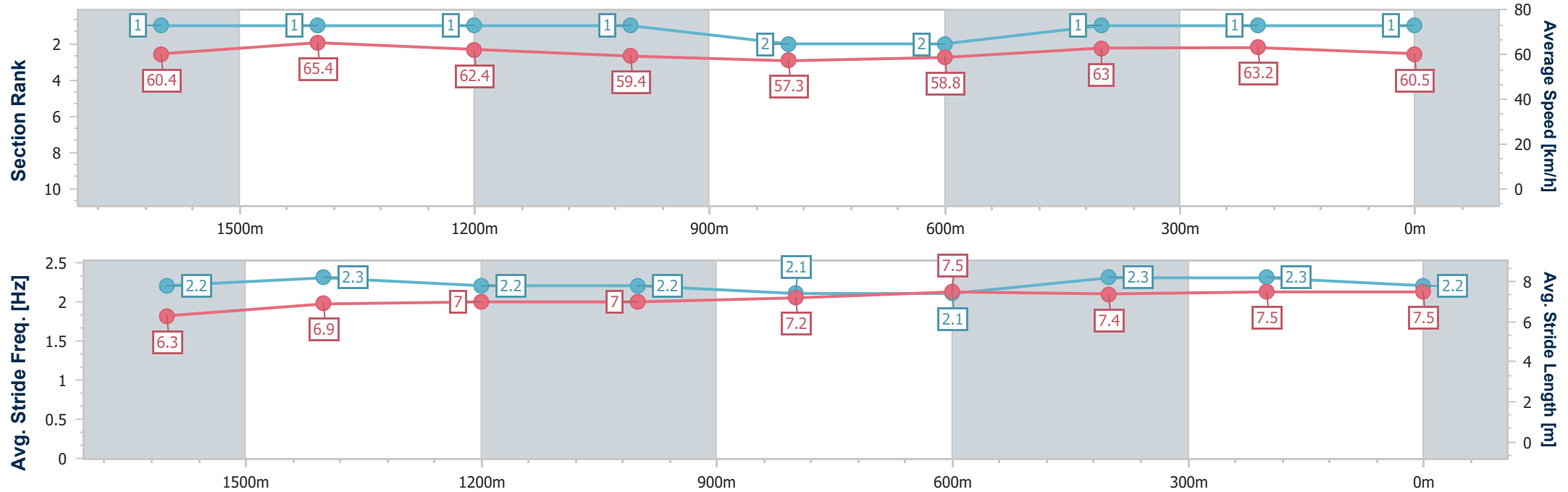
Horse/Jockey Name	So Long Farewell
Final Rank	1
Fastest Section Time (Section)	0:11.11 (1600m)
Top Speed [km/h] (Section)	66.4 (1600m)
Race State	Finished



Eagle Farm Professional  
Race 5: Sky Racing BM68 Handicap - 1800m  
04 February 2026 - 15:59  
Track Rating: Good 4, Weather: Overcast, Rail Position: +10m  
Entire



Section	Overall	1600m	1400m	1200m	1000m	800m	600m	400m	200m				
Section Times	1:48.04 [1] (0:13.48)	1:34.56 [1] (0:11.11)	1:23.45 [1] (0:11.59)	1:11.86 [1] (0:12.17)	0:59.69 [1] (0:12.76)	0:46.93 [2] (0:12.29)	0:34.64 [2] (0:11.35)	0:23.29 [1] (0:11.40)	0:11.89 [1] (0:11.89)				
Average Speed [km/h]	60.4	65.4	62.4	59.4	57.3	58.8	63.0	63.2	60.5				
Top Speed [km/h]	65.1	66.4	65.0	60.7	58.2	60.5	64.4	63.8	62.2				
Avg. Dist. to Rail [m]	1.2	3.3	5.3	5.0	3.3	0.9	1.1	1.8	2.0				
Avg. Stride Freq. [Hz]	2.2	2.3	2.2	2.2	2.1	2.1	2.3	2.3	2.2				
Avg. Stride Length [m]	6.3	6.9	7.0	7.0	7.2	7.5	7.4	7.5	7.5				





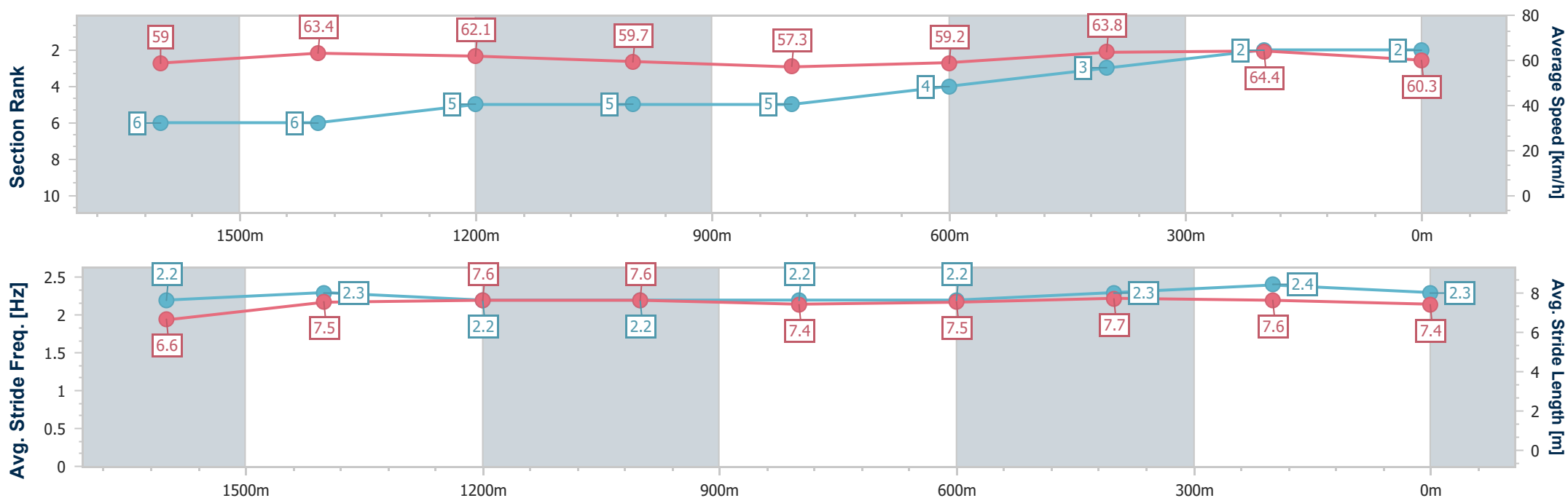
Horse/Jockey Name	Jenni Moreese
Final Rank	2
Fastest Section Time (Section)	0:11.18 (400m)
Top Speed [km/h] (Section)	65.6 (600m)
Race State	Finished



Eagle Farm Professional  
Race 5: Sky Racing BM68 Handicap - 1800m  
04 February 2026 - 15:59  
Track Rating: Good 4, Weather: Overcast, Rail Position: +10m  
Entire



Section	Overall	1600m	1400m	1200m	1000m	800m	600m	400m	200m				
Section Times	1:48.22 [2] (0:13.90)	1:34.32 [6] (0:11.41)	1:22.91 [6] (0:11.62)	1:11.29 [5] (0:12.07)	0:59.22 [5] (0:12.61)	0:46.61 [5] (0:12.10)	0:34.51 [4] (0:11.40)	0:23.11 [3] (0:11.18)	0:11.93 [2] (0:11.93)				
Average Speed [km/h]	59.0	63.4	62.1	59.7	57.3	59.2	63.8	64.4	60.3				
Top Speed [km/h]	61.4	64.7	64.6	62.1	58.7	62.4	65.6	65.4	63.1				
Avg. Dist. to Rail [m]	2.4	2.4	2.4	1.9	0.8	0.9	2.1	5.4	4.9				
Avg. Stride Freq. [Hz]	2.2	2.3	2.2	2.2	2.2	2.2	2.3	2.4	2.3				
Avg. Stride Length [m]	6.6	7.5	7.6	7.6	7.4	7.5	7.7	7.6	7.4				







Horse/Jockey Name	Tajawal
Final Rank	3
Fastest Section Time (Section)	0:11.23 (600m)
Top Speed [km/h] (Section)	66.1 (400m)
Race State	Finished

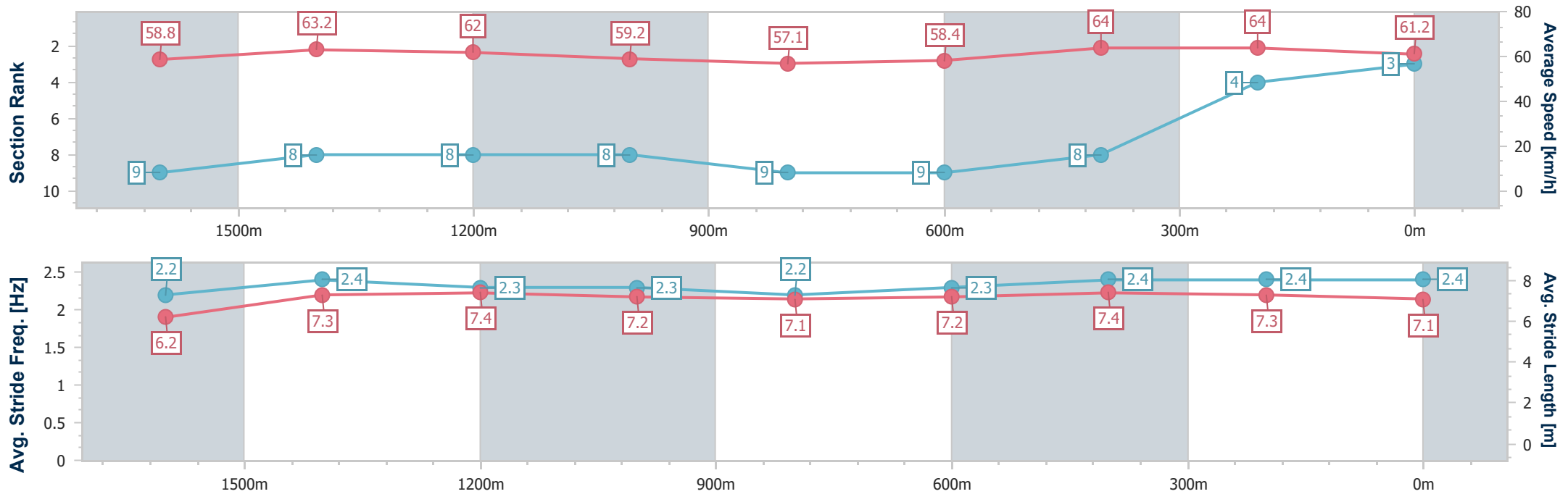


Eagle Farm Professional  
Race 5: Sky Racing BM68 Handicap - 1800m  
04 February 2026 - 15:59  
Track Rating: Good 4, Weather: Overcast, Rail Position: +10m  
Entire



BRISBANE  
RACING CLUB

Section	Overall	1600m	1400m	1200m	1000m	800m	600m	400m	200m				
Section Times	1:48.65 [3] (0:14.28)	1:34.37 [9] (0:11.36)	1:23.01 [8] (0:11.64)	1:11.37 [8] (0:12.22)	0:59.15 [8] (0:12.66)	0:46.49 [9] (0:12.27)	0:34.22 [9] (0:11.23)	0:22.99 [8] (0:11.24)	0:11.75 [4] (0:11.75)				
Average Speed [km/h]	58.8	63.2	62.0	59.2	57.1	58.4	64.0	64.0	61.2				
Top Speed [km/h]	62.1	64.9	64.8	62.1	58.2	62.3	66.0	66.1	63.4				
Avg. Dist. to Rail [m]	2.9	1.4	1.4	1.7	0.7	1.1	0.8	0.7	1.8				
Avg. Stride Freq. [Hz]	2.2	2.4	2.3	2.3	2.2	2.3	2.4	2.4	2.4				
Avg. Stride Length [m]	6.2	7.3	7.4	7.2	7.1	7.2	7.4	7.3	7.1				





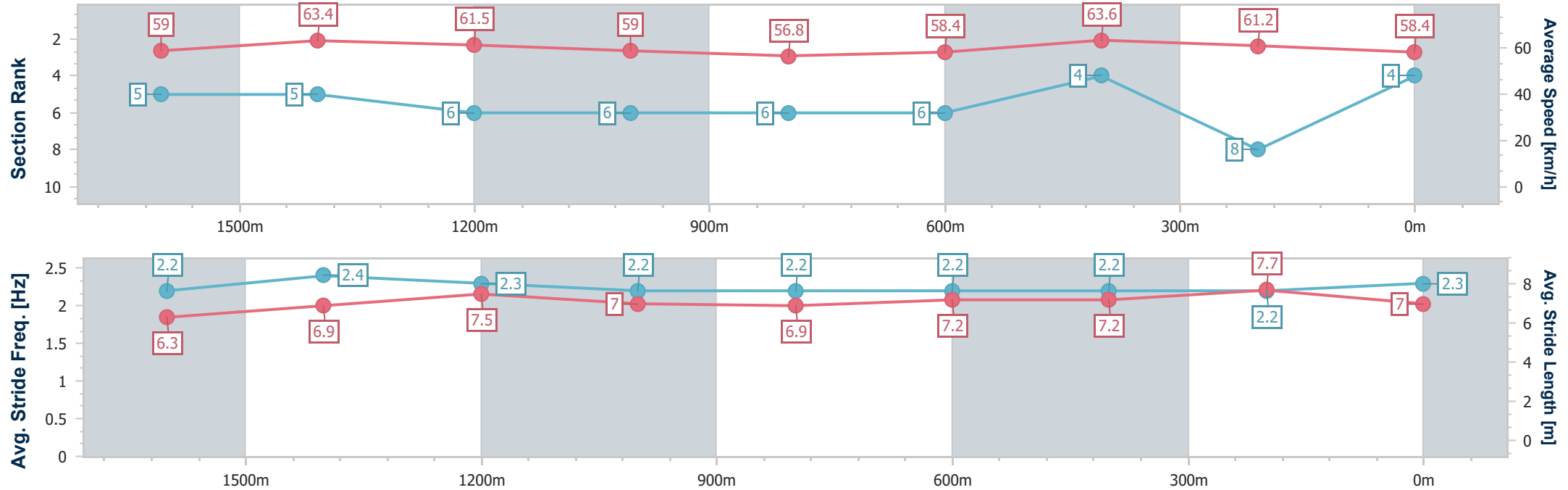
Horse/Jockey Name	Guarded Optimist
Final Rank	4
Fastest Section Time (Section)	0:11.25 (600m)
Top Speed [km/h] (Section)	65.0 (600m)
Race State	Finished



Eagle Farm Professional  
Race 5: Sky Racing BM68 Handicap - 1800m  
04 February 2026 - 15:59  
Track Rating: Good 4, Weather: Overcast, Rail Position: +10m Entire



Section	Overall	1600m	1400m	1200m	1000m	800m	600m	400m	200m				
Section Times	1:49.33 [4] (0:13.85)	1:35.48 [5] (0:11.39)	1:24.09 [5] (0:11.73)	1:12.36 [6] (0:12.25)	1:00.11 [6] (0:12.59)	0:47.52 [6] (0:12.21)	0:35.31 [6] (0:11.25)	0:24.06 [4] (0:11.74)	0:12.32 [8] (0:12.32)				
Average Speed [km/h]	59.0	63.4	61.5	59.0	56.8	58.4	63.6	61.2	58.4				
Top Speed [km/h]	62.1	64.7	63.5	61.5	58.1	62.0	65.0	63.7	60.1				
Avg. Dist. to Rail [m]	1.0	1.4	1.6	0.9	1.1	2.0	1.3	0.9	1.9				
Avg. Stride Freq. [Hz]	2.2	2.4	2.3	2.2	2.2	2.2	2.2	2.2	2.3				
Avg. Stride Length [m]	6.3	6.9	7.5	7.0	6.9	7.2	7.2	7.7	7.0				



[ ] Ranking at each section and finish  
- - - - No data available at this section  
NA No data available



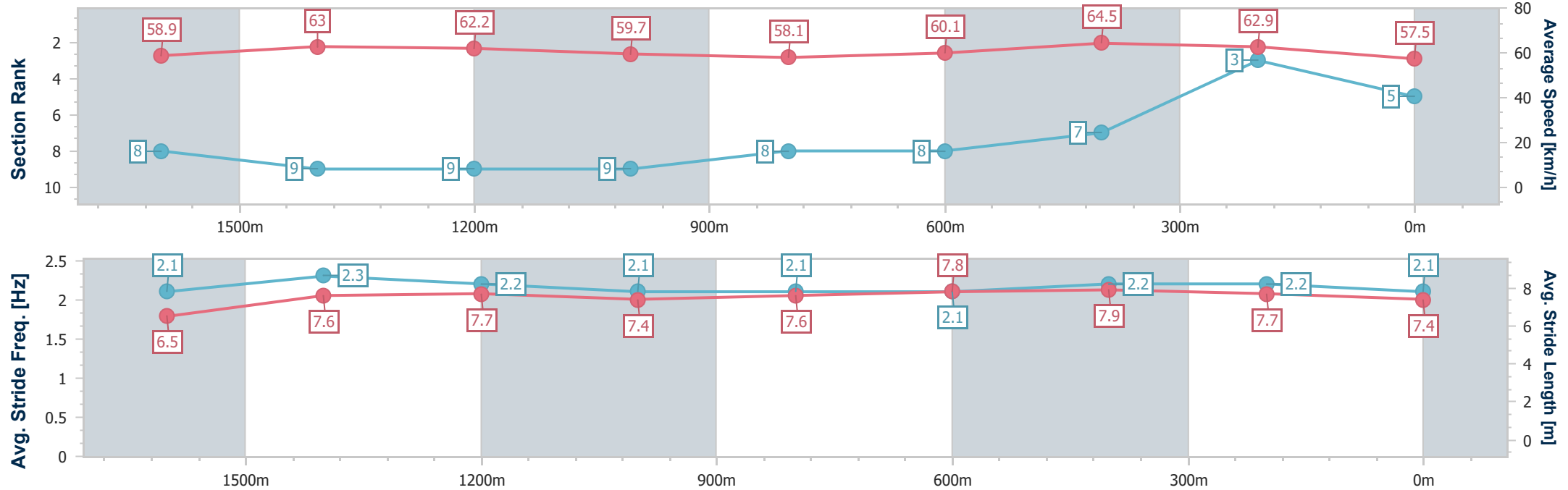
Horse/Jockey Name	Banxi
Final Rank	5
Fastest Section Time (Section)	0:11.20 (600m)
Top Speed [km/h] (Section)	65.7 (600m)
Race State	Finished



Eagle Farm Professional  
Race 5: Sky Racing BM68 Handicap - 1800m  
04 February 2026 - 15:59  
Track Rating: Good 4, Weather: Overcast, Rail Position: +10m Entire



Section	Overall	1600m	1400m	1200m	1000m	800m	600m	400m	200m				
Section Times	1:49.41 [5] (0:14.28)	1:35.13 [8] (0:11.57)	1:23.56 [9] (0:11.58)	1:11.98 [9] (0:12.13)	0:59.85 [9] (0:12.60)	0:47.25 [8] (0:12.09)	0:35.16 [8] (0:11.20)	0:23.96 [7] (0:11.45)	0:12.51 [3] (0:12.51)				
Average Speed [km/h]	58.9	63.0	62.2	59.7	58.1	60.1	64.5	62.9	57.5				
Top Speed [km/h]	62.6	64.3	63.3	62.2	59.2	62.9	65.7	65.1	60.3				
Avg. Dist. to Rail [m]	4.8	4.0	3.8	4.0	3.4	2.1	0.7	1.6	4.4				
Avg. Stride Freq. [Hz]	2.1	2.3	2.2	2.1	2.1	2.1	2.2	2.2	2.1				
Avg. Stride Length [m]	6.5	7.6	7.7	7.4	7.6	7.8	7.9	7.7	7.4				



[ ] Ranking at each section and finish  
-.-.- No data available at this section  
NA No data available



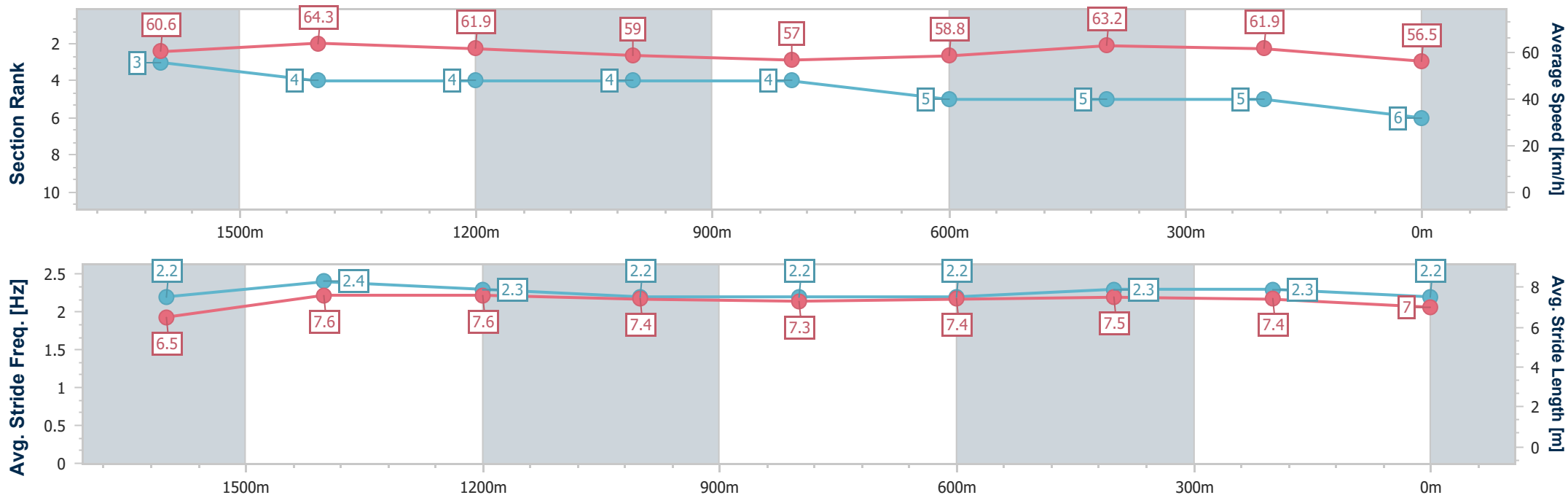
Horse/Jockey Name	More Trouble
Final Rank	6
Fastest Section Time (Section)	0:11.27 (1600m)
Top Speed [km/h] (Section)	65.5 (1600m)
Race State	Finished



Eagle Farm Professional  
Race 5: Sky Racing BM68 Handicap - 1800m  
04 February 2026 - 15:59  
Track Rating: Good 4, Weather: Overcast, Rail Position: +10m  
Entire



Section	Overall	1600m	1400m	1200m	1000m	800m	600m	400m	200m				
Section Times	1:49.63 [6] (0:13.65)	1:35.98 [3] (0:11.27)	1:24.71 [4] (0:11.66)	1:13.05 [4] (0:12.24)	1:00.81 [4] (0:12.72)	0:48.09 [4] (0:12.34)	0:35.75 [5] (0:11.40)	0:24.35 [5] (0:11.64)	0:12.71 [5] (0:12.71)				
Average Speed [km/h]	60.6	64.3	61.9	59.0	57.0	58.8	63.2	61.9	56.5				
Top Speed [km/h]	65.1	65.5	63.8	62.0	58.0	61.0	64.7	64.7	59.6				
Avg. Dist. to Rail [m]	2.3	1.0	0.6	0.9	1.2	0.9	0.5	0.5	1.1				
Avg. Stride Freq. [Hz]	2.2	2.4	2.3	2.2	2.2	2.2	2.3	2.3	2.2				
Avg. Stride Length [m]	6.5	7.6	7.6	7.4	7.3	7.4	7.5	7.4	7.0				





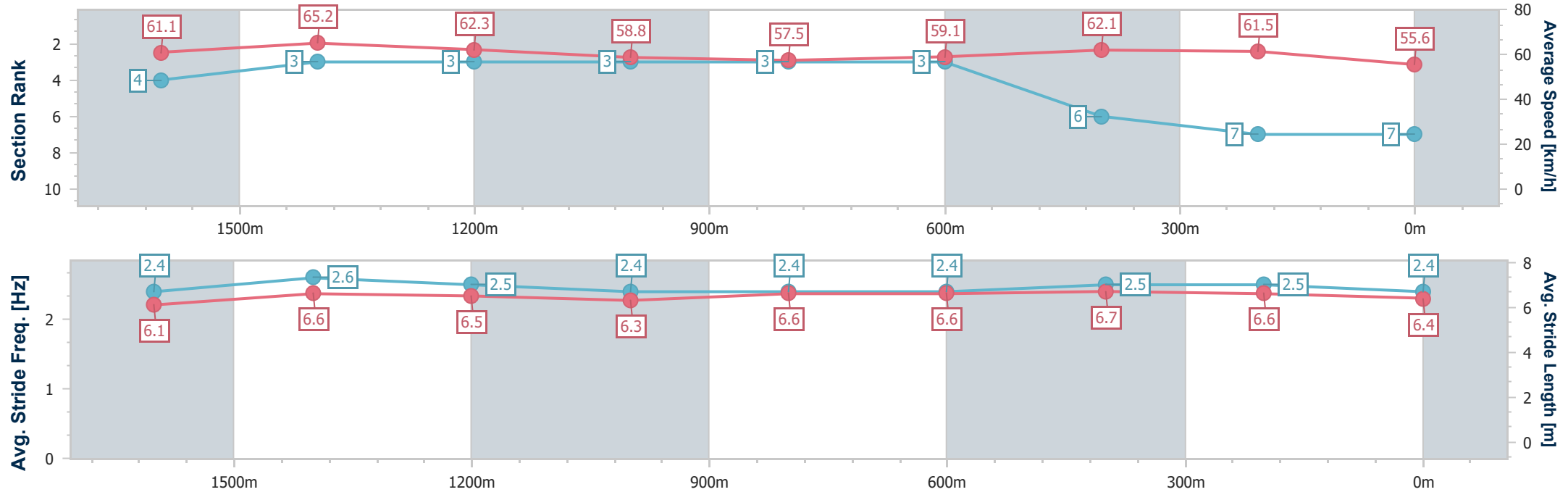
Horse/Jockey Name	Baccarat Rouge
Final Rank	7
Fastest Section Time (Section)	0:11.15 (1600m)
Top Speed [km/h] (Section)	66.3 (1600m)
Race State	Finished



Eagle Farm Professional  
Race 5: Sky Racing BM68 Handicap - 1800m  
04 February 2026 - 15:59  
Track Rating: Good 4, Weather: Overcast, Rail Position: +10m Entire



Section	Overall	1600m	1400m	1200m	1000m	800m	600m	400m	200m				
Section Times	1:49.93 [7] (0:13.65)	1:36.28 [4] (0:11.15)	1:25.13 [3] (0:11.57)	1:13.56 [3] (0:12.30)	1:01.26 [3] (0:12.71)	0:48.55 [3] (0:12.27)	0:36.28 [3] (0:11.64)	0:24.64 [6] (0:11.71)	0:12.93 [7] (0:12.93)				
Average Speed [km/h]	61.1	65.2	62.3	58.8	57.5	59.1	62.1	61.5	55.6				
Top Speed [km/h]	65.3	66.3	65.2	59.8	57.9	60.8	63.4	62.9	59.3				
Avg. Dist. to Rail [m]	4.2	2.6	2.9	3.3	2.8	1.6	1.0	1.8	3.1				
Avg. Stride Freq. [Hz]	2.4	2.6	2.5	2.4	2.4	2.4	2.5	2.5	2.4				
Avg. Stride Length [m]	6.1	6.6	6.5	6.3	6.6	6.6	6.7	6.6	6.4				



[ ] Ranking at each section and finish  
- - - - No data available at this section  
NA No data available



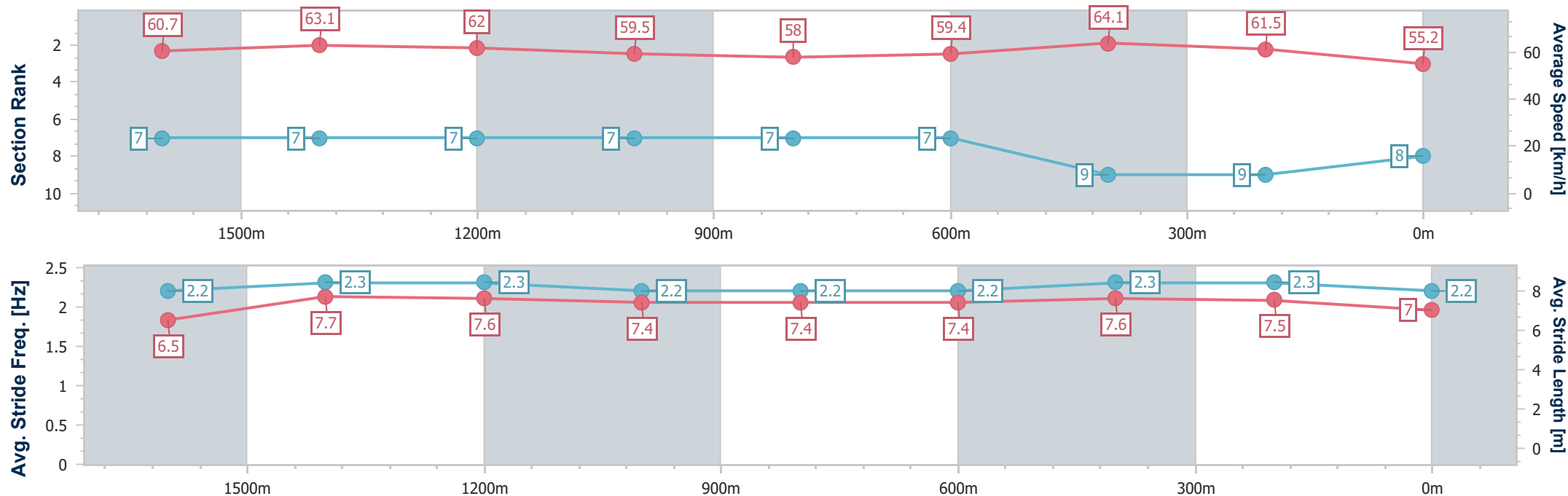
Horse/Jockey Name	Chasing Jackley
Final Rank	8
Fastest Section Time (Section)	0:11.46 (600m)
Top Speed [km/h] (Section)	64.5 (1600m)
Race State	Finished



Eagle Farm Professional  
Race 5: Sky Racing BM68 Handicap - 1800m  
04 February 2026 - 15:59  
Track Rating: Good 4, Weather: Overcast, Rail Position: +10m  
Entire



Section	Overall	1600m	1400m	1200m	1000m	800m	600m	400m	200m				
Section Times	1:50.39 [8] (0:13.90)	1:36.49 [7] (0:11.52)	1:24.97 [7] (0:11.66)	1:13.31 [7] (0:12.18)	1:01.13 [7] (0:12.62)	0:48.51 [7] (0:12.32)	0:36.19 [7] (0:11.46)	0:24.73 [9] (0:11.71)	0:13.02 [9] (0:13.02)				
Average Speed [km/h]	60.7	63.1	62.0	59.5	58.0	59.4	64.1	61.5	55.2				
Top Speed [km/h]	62.1	64.5	64.0	62.0	59.0	62.9	64.5	64.0	59.0				
Avg. Dist. to Rail [m]	5.2	2.3	2.8	2.9	3.0	3.0	3.6	4.5	3.8				
Avg. Stride Freq. [Hz]	2.2	2.3	2.3	2.2	2.2	2.2	2.3	2.3	2.2				
Avg. Stride Length [m]	6.5	7.7	7.6	7.4	7.4	7.4	7.6	7.5	7.0				





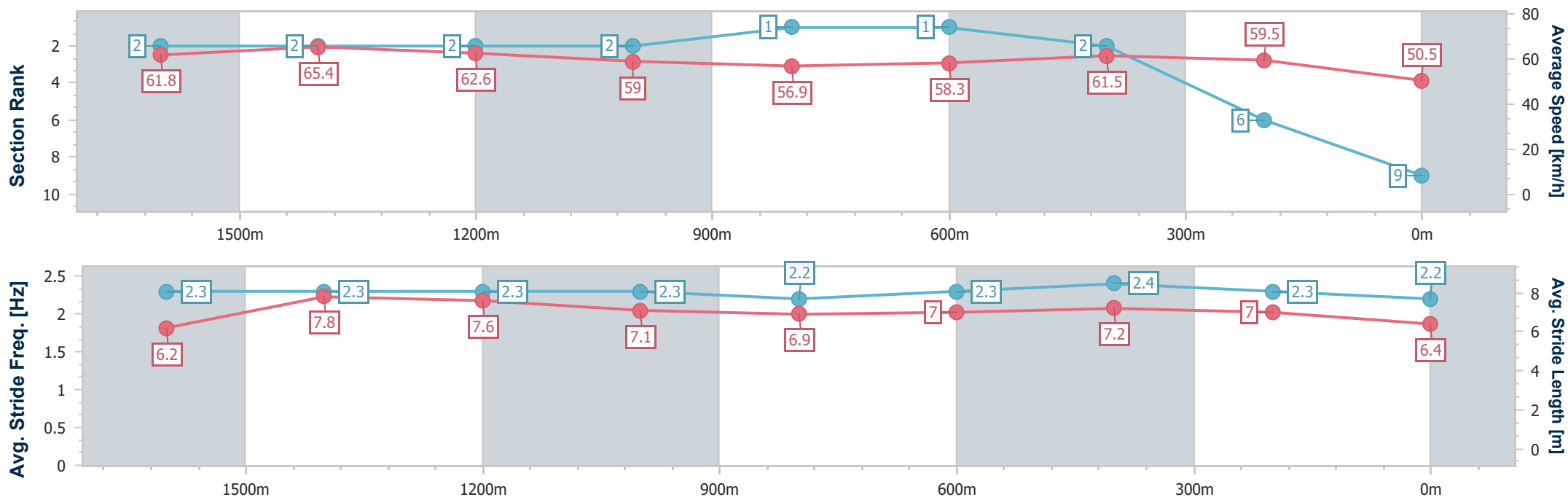
Horse/Jockey Name	Okesutora
Final Rank	9
Fastest Section Time (Section)	0:11.14 (1600m)
Top Speed [km/h] (Section)	66.6 (1600m)
Race State	Finished



Eagle Farm Professional  
Race 5: Sky Racing BM68 Handicap - 1800m  
04 February 2026 - 15:59  
Track Rating: Good 4, Weather: Overcast, Rail Position: +10m  
Entire



Section	Overall	1600m	1400m	1200m	1000m	800m	600m	400m	200m				
Section Times	1:51.21 [9] (0:13.59)	1:37.62 [2] (0:11.14)	1:26.48 [2] (0:11.54)	1:14.94 [2] (0:12.23)	1:02.71 [2] (0:12.58)	0:50.13 [1] (0:12.21)	0:37.92 [1] (0:11.58)	0:26.34 [2] (0:12.11)	0:14.23 [6] (0:14.23)				
Average Speed [km/h]	61.8	65.4	62.6	59.0	56.9	58.3	61.5	59.5	50.5				
Top Speed [km/h]	65.4	66.6	64.6	60.1	57.8	59.6	63.0	61.9	56.5				
Avg. Dist. to Rail [m]	6.1	3.6	2.5	0.7	1.3	2.6	2.4	1.2	1.2				
Avg. Stride Freq. [Hz]	2.3	2.3	2.3	2.3	2.2	2.3	2.4	2.3	2.2				
Avg. Stride Length [m]	6.2	7.8	7.6	7.1	6.9	7.0	7.2	7.0	6.4				





## Eagle Farm Professional

### Race 6: Girls Day Out on Sale Now Class 3 Plate - 1400m

04 February 2026 - 16:33



BRISBANE  
RACING CLUB

Track Rating: Good 4, Weather: Overcast, Rail Position: +10m Entire

Section					Overall	1200m	1000m	800m	600m	400m	Last 600m		
Field Times					1:22.71 (0:13.77)	1:08.94 (0:11.24)	0:57.70 (0:11.20)	0:46.50 (0:11.19)	0:35.31 (0:11.08)	0:24.23 (0:11.49)	0:35.31		
Rank	TAB	Horse/Jockey	Barrier	Top Speed [km/h]	Fastest Section							Distance Travelled [m]	
1	9	MORAVIA	1	65.9	0:11.04	1:22.71 [1]	1:08.94 [1]	0:57.68 [2]	0:46.35 [3]	0:35.27 [2]	0:24.23 [1]	0:35.27	
		Jasper Franklin		800m	600m	(0:13.77)	(0:11.26)	(0:11.33)	(0:11.08)	(0:11.04)	(0:11.49)		
2	6	HELL TO PAY	6	65.9	0:11.19	1:23.03 [2]	1:09.26 [2]	0:58.02 [1]	0:46.82 [1]	0:35.63 [1]	0:24.31 [2]	0:35.63	+2
		Angela Jones		800m	800m	(0:13.77)	(0:11.24)	(0:11.20)	(0:11.19)	(0:11.32)	(0:11.49)		
3	11	VOS SAVANT	9	65.9	0:11.13	1:23.24 [3]	1:09.31 [3]	0:58.18 [3]	0:46.95 [2]	0:35.57 [4]	0:24.24 [4]	0:35.57	+1
		Brandon Lerena		1200m	1200m	(0:13.93)	(0:11.13)	(0:11.23)	(0:11.38)	(0:11.33)	(0:11.50)		
4	2	DON'TCHA THINK	12	66.2	0:11.13	1:23.47 [4]	1:09.42 [4]	0:58.19 [4]	0:47.06 [4]	0:35.92 [3]	0:24.65 [3]	0:35.92	+2
		Ben Thompson		800m	1000m	(0:14.05)	(0:11.23)	(0:11.13)	(0:11.14)	(0:11.27)	(0:11.62)		
5	13	STOICISM	2	66.2	0:11.20	1:23.81 [5]	1:09.57 [5]	0:58.32 [5]	0:47.00 [5]	0:35.80 [5]	0:24.45 [5]	0:35.80	+4
		Dylan Turner		800m	800m	(0:14.24)	(0:11.25)	(0:11.32)	(0:11.20)	(0:11.35)	(0:11.64)		

Scratched: Make A Call (#5), Heavenly Impact (#12), Kadall (#4), Hella Fast (#7), Fistsoffury (#3), Ten Deep (#10), Land Bank (#8), Burleigh Magic (#1)





## Eagle Farm Professional

### Race 6: Girls Day Out on Sale Now Class 3 Plate - 1400m

04 February 2026 - 16:33



BRISBANE  
RACING CLUB

Track Rating: Good 4, Weather: Overcast, Rail Position: +10m Entire

Section		Field Times		200m		Last 600m			
				0:12.74 (0:12.74)		0:35.31			
Rank	TAB	Horse/Jockey	Barrier	Top Speed [km/h]	Fastest Section	Margin			Distance Travelled [m]
1	9	MORAVIA	1	65.9	0:11.04	0:12.74 [1]	1:22.71	0:35.27	
		Jasper Franklin		800m	600m	(0:12.74)			
2	6	HELL TO PAY	6	65.9	0:11.19	0:12.82 [2]	1.86L	0:35.63	+2
		Angela Jones		800m	800m	(0:12.82)			
3	11	VOS SAVANT	9	65.9	0:11.13	0:12.74 [4]	3.09L	0:35.57	+1
		Brandon Lerena		1200m	1200m	(0:12.74)			
4	2	DON'TCHA THINK	12	66.2	0:11.13	0:13.03 [3]	4.47L	0:35.92	+2
		Ben Thompson		800m	1000m	(0:13.03)			
5	13	STOICISM	2	66.2	0:11.20	0:12.81 [5]	6.47L	0:35.80	+4
		Dylan Turner		800m	800m	(0:12.81)			

Scratched: Make A Call (#5), Heavenly Impact (#12), Kadall (#4), Hella Fast (#7), Fistsoffury (#3), Ten Deep (#10), Land Bank (#8), Burleigh Magic (#1)



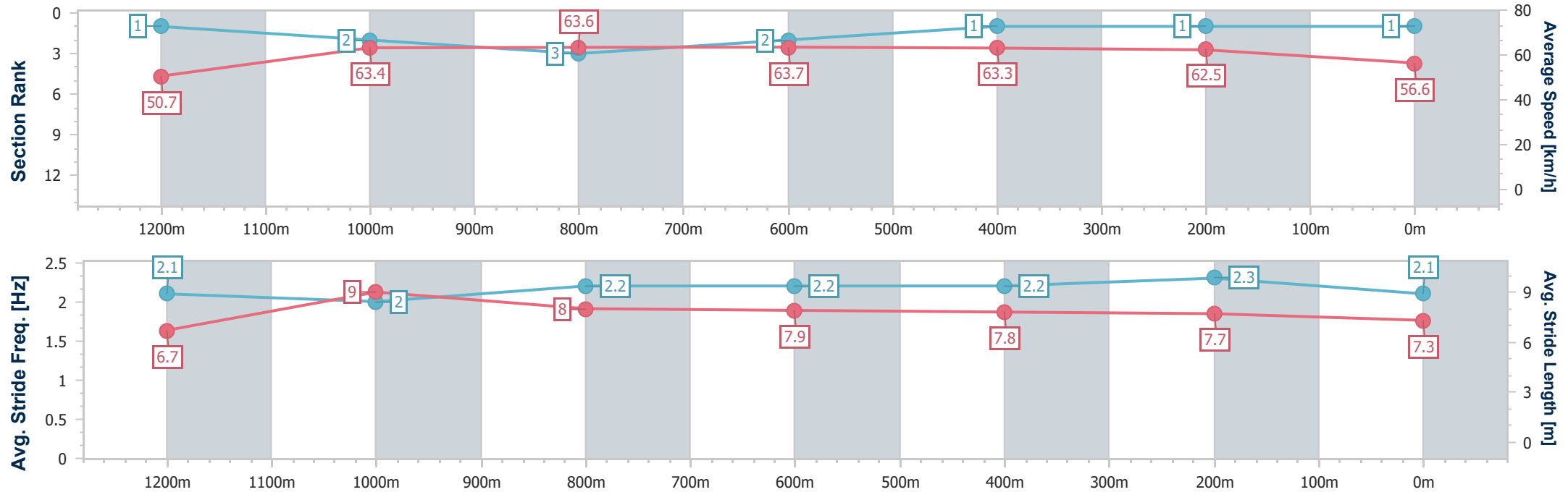
Horse/Jockey Name	Moravia
Final Rank	1
Fastest Section Time (Section)	0:11.04 (600m)
Top Speed [km/h] (Section)	65.9 (800m)
Race State	Finished



Eagle Farm Professional  
Race 6: Girls Day Out on Sale Now Class 3 Plate - 1400m  
04 February 2026 - 16:33  
Track Rating: Good 4, Weather: Overcast, Rail Position: +10m Entire



Section	Overall	1200m	1000m	800m	600m	400m	200m						
Section Times	1:22.71 [1] (0:13.77)	1:08.94 [1] (0:11.26)	0:57.68 [2] (0:11.33)	0:46.35 [3] (0:11.08)	0:35.27 [2] (0:11.04)	0:24.23 [1] (0:11.49)	0:12.74 [1] (0:12.74)						
Average Speed [km/h]	50.7	63.4	63.6	63.7	63.3	62.5	56.6						
Top Speed [km/h]	63.2	65.6	64.8	65.9	65.8	64.9	63.2						
Avg. Dist. to Rail [m]	5.1	3.1	1.7	1.1	3.2	2.7	3.4						
Avg. Stride Freq. [Hz]	2.1	2.0	2.2	2.2	2.2	2.3	2.1						
Avg. Stride Length [m]	6.7	9.0	8.0	7.9	7.8	7.7	7.3						



[ ] Ranking at each section and finish  
-.-.- No data available at this section  
NA No data available



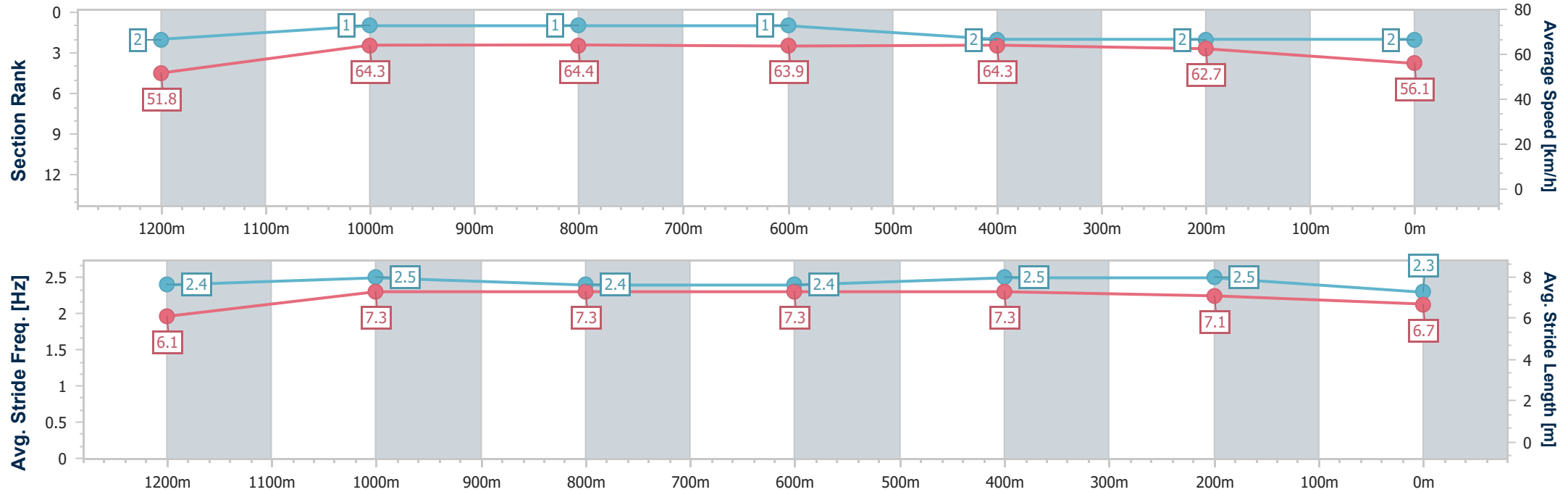
Horse/Jockey Name	Hell To Pay
Final Rank	2
Fastest Section Time (Section)	0:11.19 (800m)
Top Speed [km/h] (Section)	65.9 (800m)
Race State	Finished



Eagle FarmProfessional  
Race 6: Girls Day Out on Sale Now Class 3 Plate - 1400m  
04 February 2026 - 16:33  
Track Rating: Good 4, Weather: Overcast, Rail Position: +10m  
Entire



Section	Overall	1200m	1000m	800m	600m	400m	200m						
Section Times	1:23.03 [2] (0:13.77)	1:09.26 [2] (0:11.24)	0:58.02 [1] (0:11.20)	0:46.82 [1] (0:11.19)	0:35.63 [1] (0:11.32)	0:24.31 [2] (0:11.49)	0:12.82 [2] (0:12.82)						
Average Speed [km/h]	51.8	64.3	64.4	63.9	64.3	62.7	56.1						
Top Speed [km/h]	61.9	65.4	65.6	65.9	65.4	64.8	63.3						
Avg. Dist. to Rail [m]	3.1	1.5	0.6	0.5	0.2	0.3	0.2						
Avg. Stride Freq. [Hz]	2.4	2.5	2.4	2.4	2.5	2.5	2.3						
Avg. Stride Length [m]	6.1	7.3	7.3	7.3	7.3	7.1	6.7						



[ ] Ranking at each section and finish  
-.-.- No data available at this section  
NA No data available



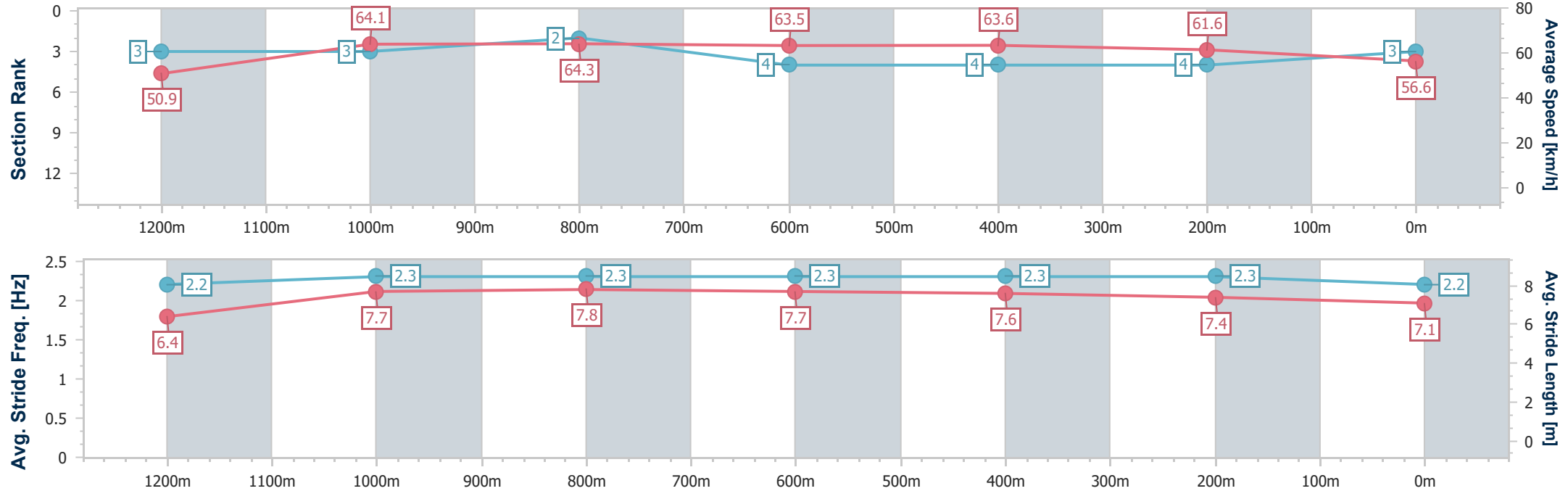
Horse/Jockey Name	Vos Savant
Final Rank	3
Fastest Section Time (Section)	0:11.13 (1200m)
Top Speed [km/h] (Section)	65.9 (1200m)
Race State	Finished



Eagle FarmProfessional  
Race 6: Girls Day Out on Sale Now Class 3 Plate - 1400m  
04 February 2026 - 16:33  
Track Rating: Good 4, Weather: Overcast, Rail Position: +10m  
Entire



Section	Overall	1200m	1000m	800m	600m	400m	200m						
Section Times	1:23.24 [3] (0:13.93)	1:09.31 [3] (0:11.13)	0:58.18 [3] (0:11.23)	0:46.95 [2] (0:11.38)	0:35.57 [4] (0:11.33)	0:24.24 [4] (0:11.50)	0:12.74 [4] (0:12.74)						
Average Speed [km/h]	50.9	64.1	64.3	63.5	63.6	61.6	56.6						
Top Speed [km/h]	61.4	65.9	65.6	65.8	65.4	65.2	63.0						
Avg. Dist. to Rail [m]	3.5	0.4	1.8	3.4	2.6	2.5	0.8						
Avg. Stride Freq. [Hz]	2.2	2.3	2.3	2.3	2.3	2.3	2.2						
Avg. Stride Length [m]	6.4	7.7	7.8	7.7	7.6	7.4	7.1						





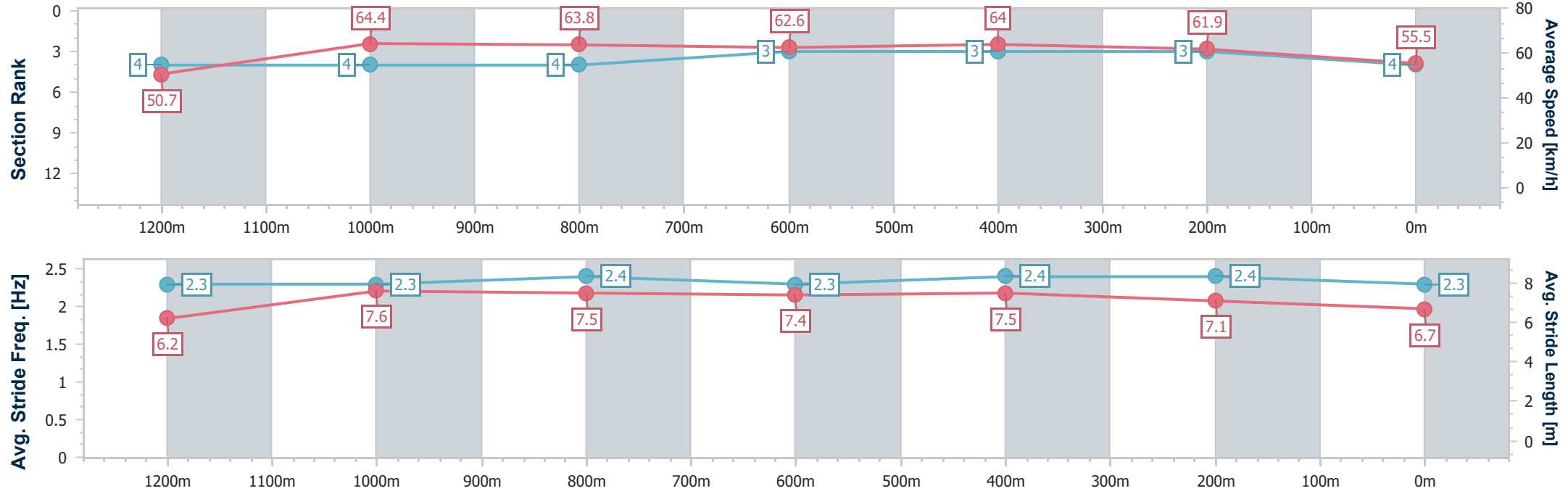
Horse/Jockey Name	Don'tcha Think
Final Rank	4
Fastest Section Time (Section)	0:11.13 (1000m)
Top Speed [km/h] (Section)	66.2 (800m)
Race State	Finished



Eagle Farm Professional  
Race 6: Girls Day Out on Sale Now Class 3 Plate - 1400m  
04 February 2026 - 16:33  
Track Rating: Good 4, Weather: Overcast, Rail Position: +10m Entire



Section	Overall	1200m	1000m	800m	600m	400m	200m						
Section Times	1:23.47 [4] (0:14.05)	1:09.42 [4] (0:11.23)	0:58.19 [4] (0:11.13)	0:47.06 [4] (0:11.14)	0:35.92 [3] (0:11.27)	0:24.65 [3] (0:11.62)	0:13.03 [3] (0:13.03)						
Average Speed [km/h]	50.7	64.4	63.8	62.6	64.0	61.9	55.5						
Top Speed [km/h]	61.0	65.3	65.8	66.2	65.7	65.0	62.3						
Avg. Dist. to Rail [m]	4.4	0.9	0.2	0.8	1.3	3.4	2.8						
Avg. Stride Freq. [Hz]	2.3	2.3	2.4	2.3	2.4	2.4	2.3						
Avg. Stride Length [m]	6.2	7.6	7.5	7.4	7.5	7.1	6.7						





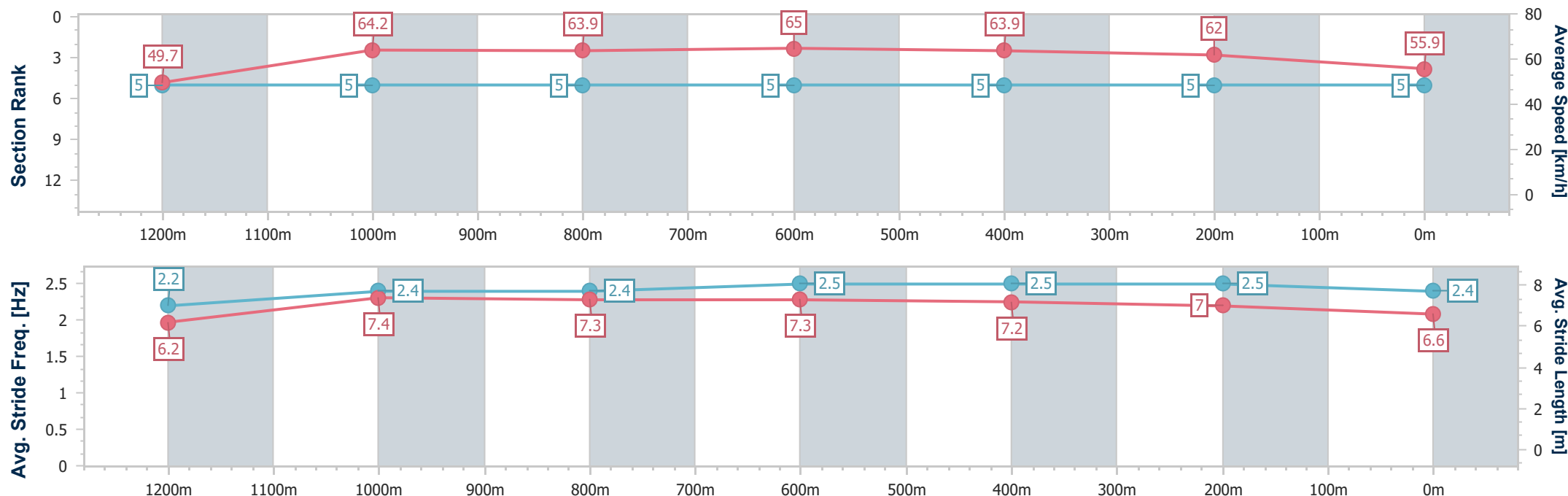
Horse/Jockey Name	Stoicism
Final Rank	5
Fastest Section Time (Section)	0:11.20 (800m)
Top Speed [km/h] (Section)	66.2 (800m)
Race State	Finished



Eagle Farm Professional  
Race 6: Girls Day Out on Sale Now Class 3 Plate - 1400m  
04 February 2026 - 16:33  
Track Rating: Good 4, Weather: Overcast, Rail Position: +10m Entire



Section	Overall	1200m	1000m	800m	600m	400m	200m						
Section Times	1:23.81 [5] (0:14.24)	1:09.57 [5] (0:11.25)	0:58.32 [5] (0:11.32)	0:47.00 [5] (0:11.20)	0:35.80 [5] (0:11.35)	0:24.45 [5] (0:11.64)	0:12.81 [5] (0:12.81)						
Average Speed [km/h]	49.7	64.2	63.9	65.0	63.9	62.0	55.9						
Top Speed [km/h]	60.9	65.4	65.0	66.2	65.5	64.6	62.3						
Avg. Dist. to Rail [m]	2.4	0.4	1.0	1.3	1.1	2.0	0.8						
Avg. Stride Freq. [Hz]	2.2	2.4	2.4	2.5	2.5	2.5	2.4						
Avg. Stride Length [m]	6.2	7.4	7.3	7.3	7.2	7.0	6.6						





# Eagle Farm Professional

## Race 7: Magic Millions Digital Class 1 Plate - 1600m

04 February 2026 - 17:10



BRISBANE  
RACING CLUB

Track Rating: Good 4, Weather: Overcast, Rail Position: +10m Entire

Section						Overall	1400m	1200m	1000m	800m	600m	400m	Last 600m	
Field Times						1:36.02 (0:13.40)	1:22.62 (0:11.43)	1:11.19 (0:11.88)	0:59.31 (0:12.11)	0:47.20 (0:11.99)	0:35.21 (0:11.47)	0:23.74 (0:11.29)	0:35.21	
Rank	TAB	Horse/Jockey	Barrier	Top Speed [km/h]	Fastest Section									Distance Travelled [m]
1	1	BACKSTAGE	9	65.1	0:11.29	1:36.02 [1]	1:22.62 [1]	1:11.19 [1]	0:59.31 [1]	0:47.20 [1]	0:35.21 [1]	0:23.74 [1]	0:35.21	
		Jai Williams		Overall	400m	(0:13.40)	(0:11.43)	(0:11.88)	(0:12.11)	(0:11.99)	(0:11.47)	(0:11.29)		
2	12	POSSIBILITIES	2	65.0	0:11.21	1:36.21 [2]	1:22.59 [2]	1:10.98 [4]	0:58.97 [5]	0:46.88 [5]	0:35.04 [4]	0:23.83 [2]	0:35.04	+0
		Emily Lang		600m	600m	(0:13.62)	(0:11.61)	(0:12.01)	(0:12.09)	(0:11.84)	(0:11.21)	(0:11.39)		
3	8	ZEAMAIZE	7	65.2	0:11.17	1:36.44 [3]	1:22.37 [8]	1:10.76 [8]	0:58.61 [9]	0:46.66 [10]	0:34.61 [10]	0:23.15 [10]	0:34.61	+1
		Angela Jones		400m	400m	(0:14.07)	(0:11.61)	(0:12.15)	(0:11.95)	(0:12.05)	(0:11.46)	(0:11.17)		
4	11	SWAG	15	65.5	0:11.30	1:36.56 [4]	1:22.49 [7]	1:11.19 [6]	0:59.35 [4]	0:47.44 [3]	0:35.41 [2]	0:23.97 [3]	0:35.41	+7
		Ben Thompson		1400m	1400m	(0:14.07)	(0:11.30)	(0:11.84)	(0:11.91)	(0:12.03)	(0:11.44)	(0:11.48)		
5	10	HEADSTRONG	10	65.3	0:11.23	1:36.95 [5]	1:22.78 [9]	1:11.14 [10]	0:59.08 [10]	0:47.21 [9]	0:35.25 [8]	0:23.90 [7]	0:35.25	+5
		Damien Thornton		400m	400m	(0:14.17)	(0:11.64)	(0:12.06)	(0:11.87)	(0:11.96)	(0:11.35)	(0:11.23)		
6	3	CHIEF OF STAFF	12	66.1	0:11.43	1:37.06 [6]	1:23.35 [4]	1:11.92 [3]	1:00.07 [2]	0:47.99 [2]	0:35.90 [3]	0:24.45 [4]	0:35.90	+4
		Andrew Mallyon		1400m	1400m	(0:13.71)	(0:11.43)	(0:11.85)	(0:12.08)	(0:12.09)	(0:11.45)	(0:11.56)		
7	4	GONE TO CAPE YORK	4	65.0	0:11.39	1:37.08 [7]	1:23.23 [6]	1:11.74 [5]	0:59.69 [6]	0:47.67 [6]	0:35.55 [7]	0:24.16 [6]	0:35.55	+4
		Martin Harley		400m	600m	(0:13.85)	(0:11.49)	(0:12.05)	(0:12.02)	(0:12.12)	(0:11.39)	(0:11.39)		
8	6	PROMINENT LAD	3	65.6	0:11.36	1:37.27 [8]	1:23.60 [3]	1:12.18 [2]	1:00.13 [3]	0:48.02 [4]	0:35.89 [5]	0:24.53 [5]	0:35.89	+3
		Kyle Wilson-Taylor		1400m	600m	(0:13.67)	(0:11.42)	(0:12.05)	(0:12.11)	(0:12.13)	(0:11.36)	(0:11.54)		
9	7	XTRA LA VITA	5	66.8	0:11.41	1:37.29 [9]	1:23.07 [10]	1:11.52 [9]	0:59.50 [8]	0:47.62 [8]	0:35.59 [9]	0:24.18 [8]	0:35.59	+1
		Vlad Duric		600m	600m	(0:14.22)	(0:11.55)	(0:12.02)	(0:11.88)	(0:12.03)	(0:11.41)	(0:11.44)		
10	16	BATEMANS BAY	1	63.6	0:11.63	1:38.01 [10]	1:24.18 [5]	1:12.55 [7]	1:00.50 [7]	0:48.50 [7]	0:36.56 [6]	0:24.79 [9]	0:36.56	+0
		Daniel Moor		1400m	1400m	(0:13.83)	(0:11.63)	(0:12.05)	(0:12.00)	(0:11.94)	(0:11.77)	(0:11.89)		

Scratched: Lady Windermere (#14), Espada Ropera (#9), Banxi (#2), Shirley Pearly (#13), Johnny The Kid (#5), Hotchi (#15)



# Eagle Farm Professional

## Race 7: Magic Millions Digital Class 1 Plate - 1600m

04 February 2026 - 17:10



BRISBANE  
RACING CLUB

Track Rating: Good 4, Weather: Overcast, Rail Position: +10m Entire

Section Field Times				200m 0:12.45 (0:12.45)		Last 600m 0:35.21			
Rank	TAB	Horse/Jockey	Barrier	Top Speed [km/h]	Fastest Section	Margin			Distance Travelled [m]
1	1	BACKSTAGE	9	65.1	0:11.29	0:12.45 [1]	1:36.02		0:35.21
		Jai Williams		Overall	400m	(0:12.45)			
2	12	POSSIBILITIES	2	65.0	0:11.21	0:12.44 [2]	1.14L		0:35.04 +0
		Emily Lang		600m	600m	(0:12.44)			
3	8	ZEAMAIZE	7	65.2	0:11.17	0:11.98 [8]	2.49L		0:34.61 +1
		Angela Jones		400m	400m	(0:11.98)			
4	11	SWAG	15	65.5	0:11.30	0:12.49 [3]	3.22L		0:35.41 +7
		Ben Thompson		1400m	1400m	(0:12.49)			
5	10	HEADSTRONG	10	65.3	0:11.23	0:12.67 [5]	5.51L		0:35.25 +5
		Damien Thornton		400m	400m	(0:12.67)			
6	3	CHIEF OF STAFF	12	66.1	0:11.43	0:12.89 [4]	6.13L		0:35.90 +4
		Andrew Mallyon		1400m	1400m	(0:12.89)			
7	4	GONE TO CAPE YORK	4	65.0	0:11.39	0:12.77 [7]	6.23L		0:35.55 +4
		Martin Harley		400m	600m	(0:12.77)			
8	6	PROMINENT LAD	3	65.6	0:11.36	0:12.99 [6]	7.39L		0:35.89 +3
		Kyle Wilson-Taylor		1400m	600m	(0:12.99)			
9	7	XTRA LA VITA	5	66.8	0:11.41	0:12.74 [9]	7.48L		0:35.59 +1
		Vlad Duric		600m	600m	(0:12.74)			
10	16	BATEMANS BAY	1	63.6	0:11.63	0:12.90 [10]	11.71L		0:36.56 +0
		Daniel Moor		1400m	1400m	(0:12.90)			

Scratched: Lady Windermere (#14), Espada Ropera (#9), Banxi (#2), Shirley Pearly (#13), Johnny The Kid (#5), Hotchi (#15)





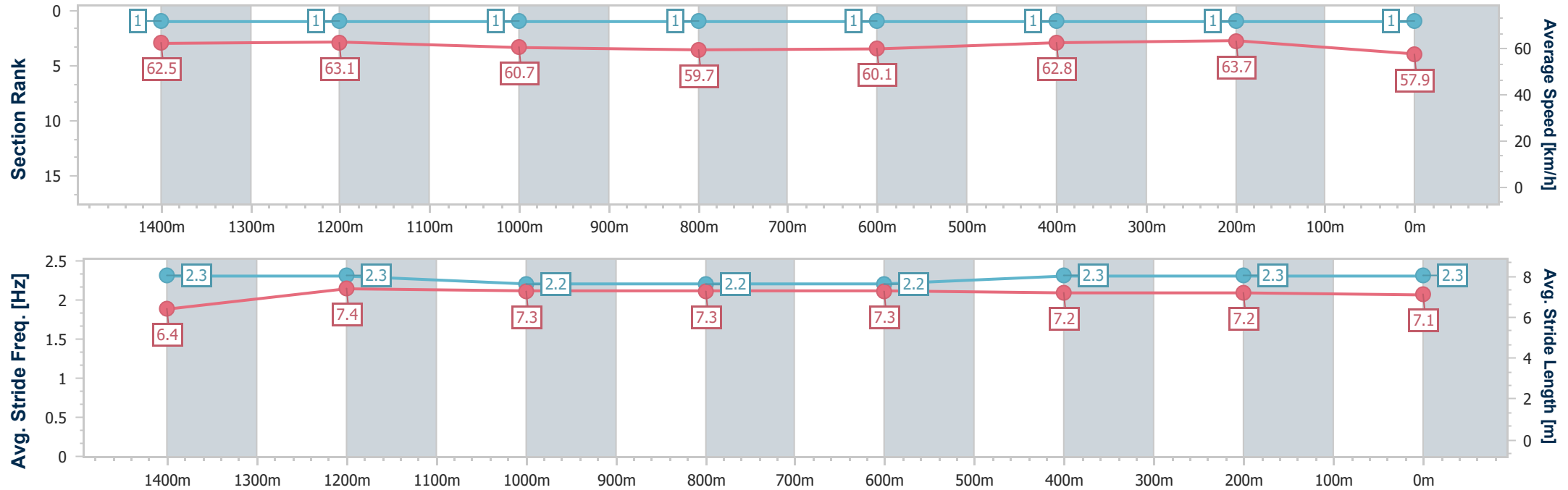
Horse/Jockey Name	Backstage
Final Rank	1
Fastest Section Time (Section)	0:11.29 (400m)
Top Speed [km/h] (Section)	65.1 (Overall)
Race State	Finished



Eagle Farm Professional  
Race 7: Magic Millions Digital Class 1 Plate - 1600m  
04 February 2026 - 17:10  
Track Rating: Good 4, Weather: Overcast, Rail Position: +10m Entire



Section	Overall	1400m	1200m	1000m	800m	600m	400m	200m					
Section Times	1:36.02 [1] (0:13.40)	1:22.62 [1] (0:11.43)	1:11.19 [1] (0:11.88)	0:59.31 [1] (0:12.11)	0:47.20 [1] (0:11.99)	0:35.21 [1] (0:11.47)	0:23.74 [1] (0:11.29)	0:12.45 [1] (0:12.45)					
Average Speed [km/h]	62.5	63.1	60.7	59.7	60.1	62.8	63.7	57.9					
Top Speed [km/h]	65.1	65.1	61.9	60.4	61.9	64.3	64.8	61.2					
Avg. Dist. to Rail [m]	7.5	3.5	1.9	0.7	0.4	0.3	0.8	0.3					
Avg. Stride Freq. [Hz]	2.3	2.3	2.2	2.2	2.2	2.3	2.3	2.3					
Avg. Stride Length [m]	6.4	7.4	7.3	7.3	7.3	7.2	7.2	7.1					





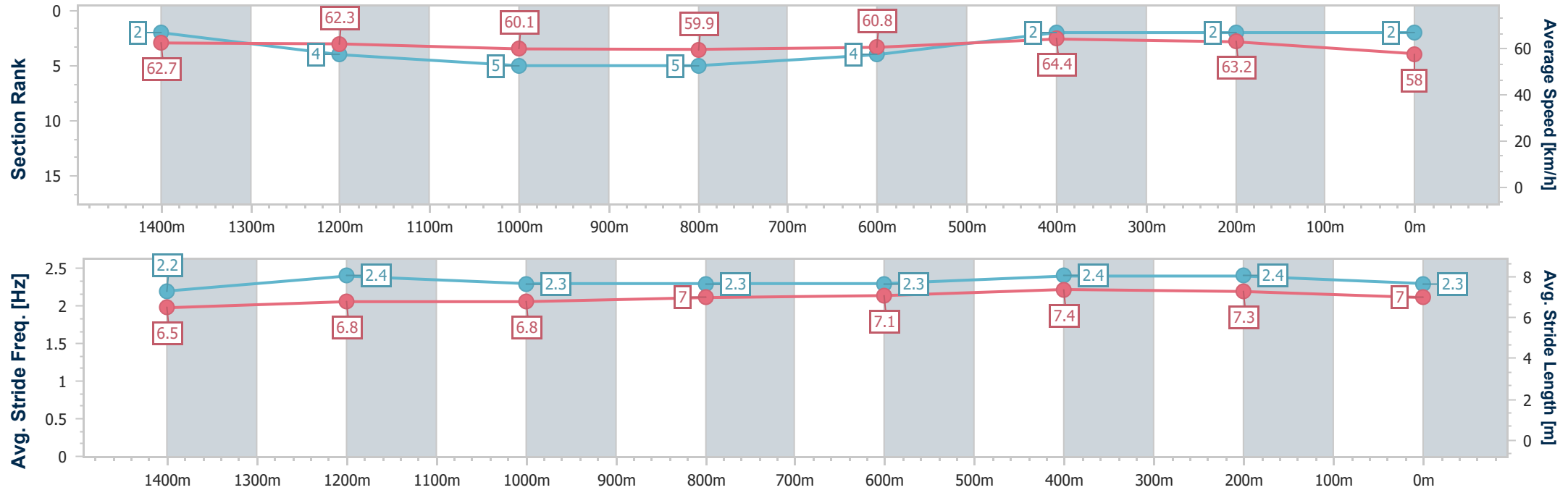
Horse/Jockey Name	Possibilities
Final Rank	2
Fastest Section Time (Section)	0:11.21 (600m)
Top Speed [km/h] (Section)	65.0 (600m)
Race State	Finished



Eagle Farm Professional  
Race 7: Magic Millions Digital Class 1 Plate - 1600m  
04 February 2026 - 17:10  
Track Rating: Good 4, Weather: Overcast, Rail Position: +10m Entire



Section	Overall	1400m	1200m	1000m	800m	600m	400m	200m					
Section Times	1:36.21 [2] (0:13.62)	1:22.59 [2] (0:11.61)	1:10.98 [4] (0:12.01)	0:58.97 [5] (0:12.09)	0:46.88 [5] (0:11.84)	0:35.04 [4] (0:11.21)	0:23.83 [2] (0:11.39)	0:12.44 [2] (0:12.44)					
Average Speed [km/h]	62.7	62.3	60.1	59.9	60.8	64.4	63.2	58.0					
Top Speed [km/h]	64.6	64.1	61.4	60.7	63.3	65.0	64.5	61.2					
Avg. Dist. to Rail [m]	4.5	2.1	1.8	0.6	0.6	0.5	1.9	1.0					
Avg. Stride Freq. [Hz]	2.2	2.4	2.3	2.3	2.3	2.4	2.4	2.3					
Avg. Stride Length [m]	6.5	6.8	6.8	7.0	7.1	7.4	7.3	7.0					





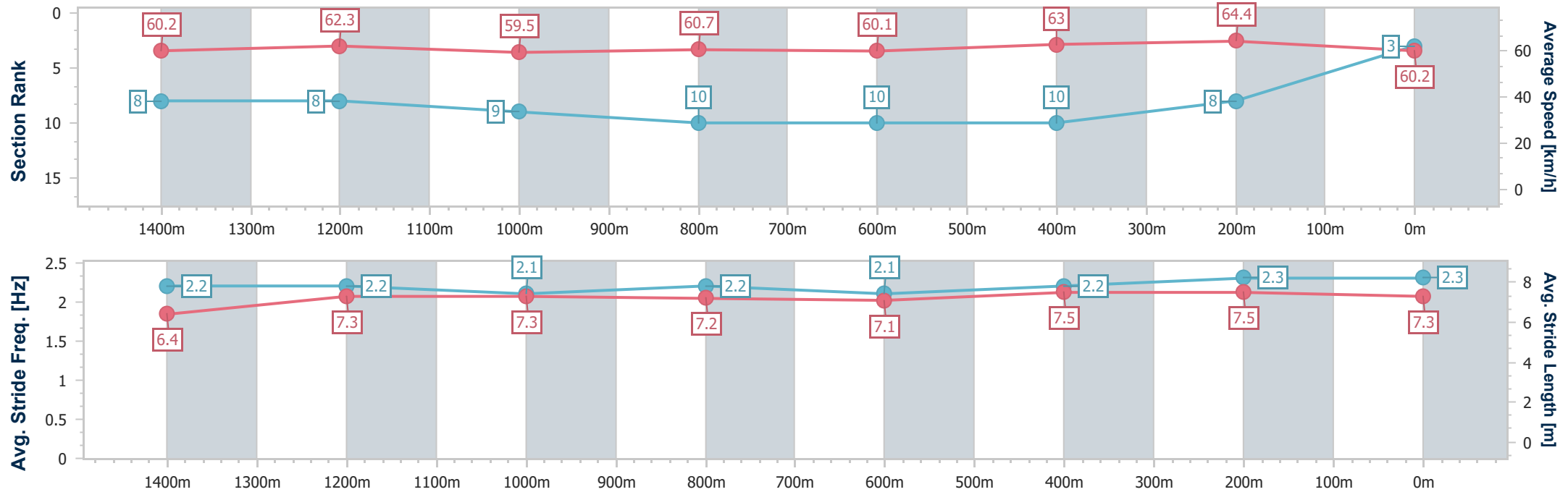
Horse/Jockey Name	Zeamaize
Final Rank	3
Fastest Section Time (Section)	0:11.17 (400m)
Top Speed [km/h] (Section)	65.2 (400m)
Race State	Finished



Eagle Farm Professional  
Race 7: Magic Millions Digital Class 1 Plate - 1600m  
04 February 2026 - 17:10  
Track Rating: Good 4, Weather: Overcast, Rail Position: +10m  
Entire



Section	Overall	1400m	1200m	1000m	800m	600m	400m	200m					
Section Times	1:36.44 [3] (0:14.07)	1:22.37 [8] (0:11.61)	1:10.76 [8] (0:12.15)	0:58.61 [9] (0:11.95)	0:46.66 [10] (0:12.05)	0:34.61 [10] (0:11.46)	0:23.15 [10] (0:11.17)	0:11.98 [8] (0:11.98)					
Average Speed [km/h]	60.2	62.3	59.5	60.7	60.1	63.0	64.4	60.2					
Top Speed [km/h]	64.2	64.1	61.1	61.9	60.8	64.6	65.2	63.0					
Avg. Dist. to Rail [m]	7.1	1.4	1.5	0.8	0.5	0.6	0.4	1.3					
Avg. Stride Freq. [Hz]	2.2	2.2	2.1	2.2	2.1	2.2	2.3	2.3					
Avg. Stride Length [m]	6.4	7.3	7.3	7.2	7.1	7.5	7.5	7.3					





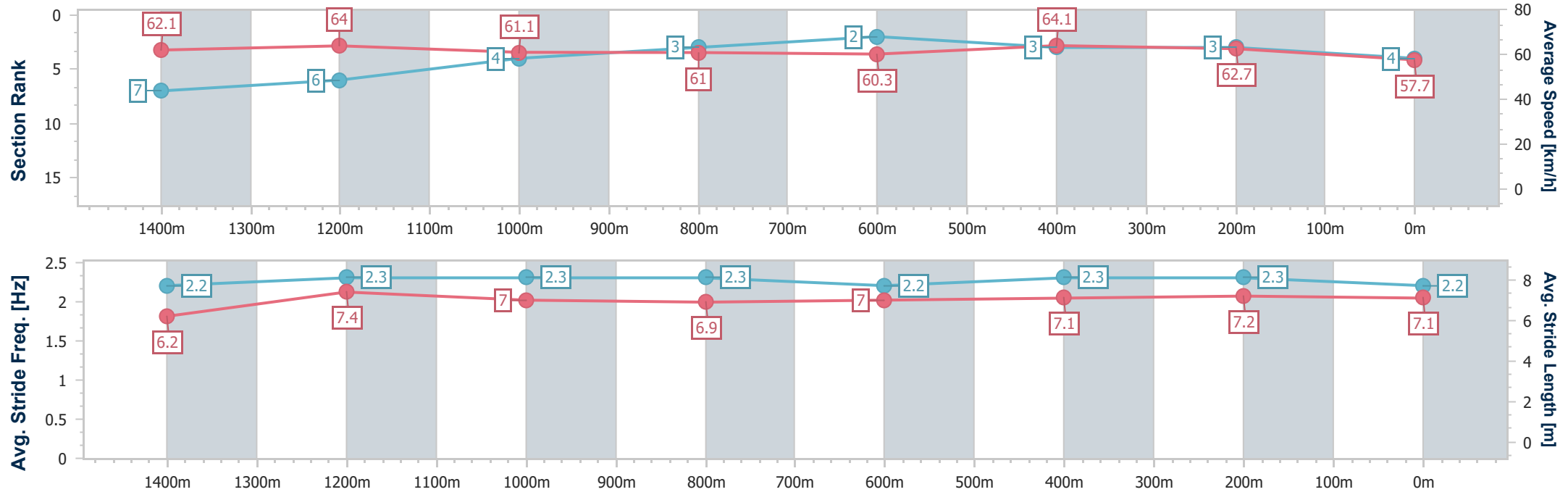
Horse/Jockey Name	Swag
Final Rank	4
Fastest Section Time (Section)	0:11.30 (1400m)
Top Speed [km/h] (Section)	65.5 (1400m)
Race State	Finished



Eagle Farm Professional  
Race 7: Magic Millions Digital Class 1 Plate - 1600m  
04 February 2026 - 17:10  
Track Rating: Good 4, Weather: Overcast, Rail Position: +10m Entire



Section	Overall	1400m	1200m	1000m	800m	600m	400m	200m					
Section Times	1:36.56 [4] (0:14.07)	1:22.49 [7] (0:11.30)	1:11.19 [6] (0:11.84)	0:59.35 [4] (0:11.91)	0:47.44 [3] (0:12.03)	0:35.41 [2] (0:11.44)	0:23.97 [3] (0:11.48)	0:12.49 [3] (0:12.49)					
Average Speed [km/h]	62.1	64.0	61.1	61.0	60.3	64.1	62.7	57.7					
Top Speed [km/h]	65.4	65.5	62.0	61.7	62.5	64.7	64.7	60.2					
Avg. Dist. to Rail [m]	11.8	4.8	3.8	1.4	1.2	3.0	5.9	6.8					
Avg. Stride Freq. [Hz]	2.2	2.3	2.3	2.3	2.2	2.3	2.3	2.2					
Avg. Stride Length [m]	6.2	7.4	7.0	6.9	7.0	7.1	7.2	7.1					





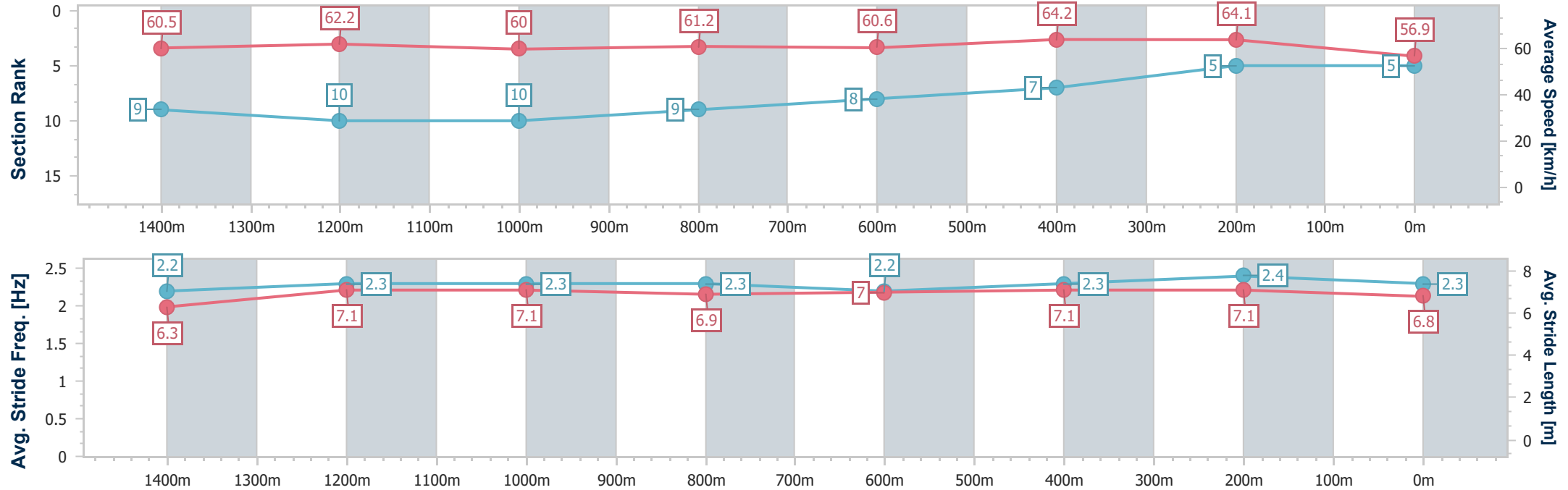
Horse/Jockey Name	Headstrong
Final Rank	5
Fastest Section Time (Section)	0:11.23 (400m)
Top Speed [km/h] (Section)	65.3 (400m)
Race State	Finished



Eagle Farm Professional  
Race 7: Magic Millions Digital Class 1 Plate - 1600m  
04 February 2026 - 17:10  
Track Rating: Good 4, Weather: Overcast, Rail Position: +10m Entire



Section	Overall	1400m	1200m	1000m	800m	600m	400m	200m					
Section Times	1:36.95 [5] (0:14.17)	1:22.78 [9] (0:11.64)	1:11.14 [10] (0:12.06)	0:59.08 [10] (0:11.87)	0:47.21 [9] (0:11.96)	0:35.25 [8] (0:11.35)	0:23.90 [7] (0:11.23)	0:12.67 [5] (0:12.67)					
Average Speed [km/h]	60.5	62.2	60.0	61.2	60.6	64.2	64.1	56.9					
Top Speed [km/h]	63.2	63.1	61.6	62.6	61.8	65.1	65.3	61.8					
Avg. Dist. to Rail [m]	9.7	4.3	2.7	1.4	1.3	1.9	7.5	8.3					
Avg. Stride Freq. [Hz]	2.2	2.3	2.3	2.3	2.2	2.3	2.4	2.3					
Avg. Stride Length [m]	6.3	7.1	7.1	6.9	7.0	7.1	7.1	6.8					





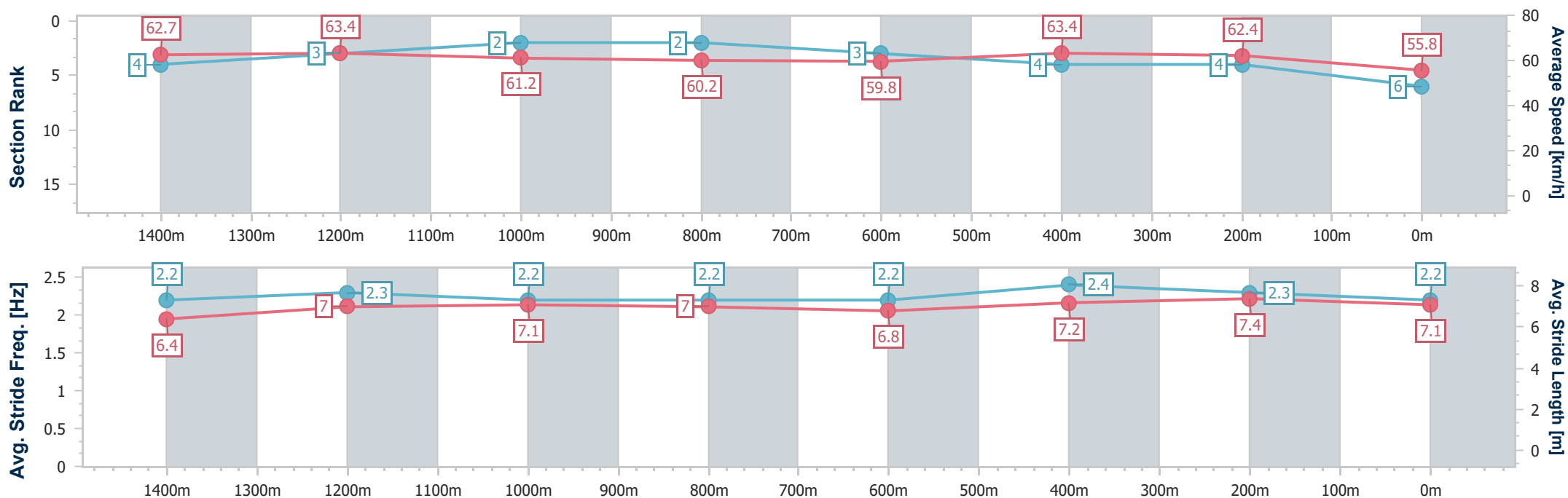
Horse/Jockey Name	Chief Of Staff
Final Rank	6
Fastest Section Time (Section)	0:11.43 (1400m)
Top Speed [km/h] (Section)	66.1 (1400m)
Race State	Finished



Eagle Farm Professional  
Race 7: Magic Millions Digital Class 1 Plate - 1600m  
04 February 2026 - 17:10  
Track Rating: Good 4, Weather: Overcast, Rail Position: +10m Entire



Section	Overall	1400m	1200m	1000m	800m	600m	400m	200m					
Section Times	1:37.06 [6] (0:13.71)	1:23.35 [4] (0:11.43)	1:11.92 [3] (0:11.85)	1:00.07 [2] (0:12.08)	0:47.99 [2] (0:12.09)	0:35.90 [3] (0:11.45)	0:24.45 [4] (0:11.56)	0:12.89 [4] (0:12.89)					
Average Speed [km/h]	62.7	63.4	61.2	60.2	59.8	63.4	62.4	55.8					
Top Speed [km/h]	66.0	66.1	62.7	61.0	61.5	64.3	64.5	59.4					
Avg. Dist. to Rail [m]	10.6	5.5	4.2	1.6	0.5	1.2	4.0	4.7					
Avg. Stride Freq. [Hz]	2.2	2.3	2.2	2.2	2.2	2.4	2.3	2.2					
Avg. Stride Length [m]	6.4	7.0	7.1	7.0	6.8	7.2	7.4	7.1					





Horse/Jockey Name	Gone To Cape York
Final Rank	7
Fastest Section Time (Section)	0:11.39 (600m)
Top Speed [km/h] (Section)	65.0 (400m)
Race State	Finished



Eagle Farm Professional

Race 7: Magic Millions Digital Class 1 Plate - 1600m

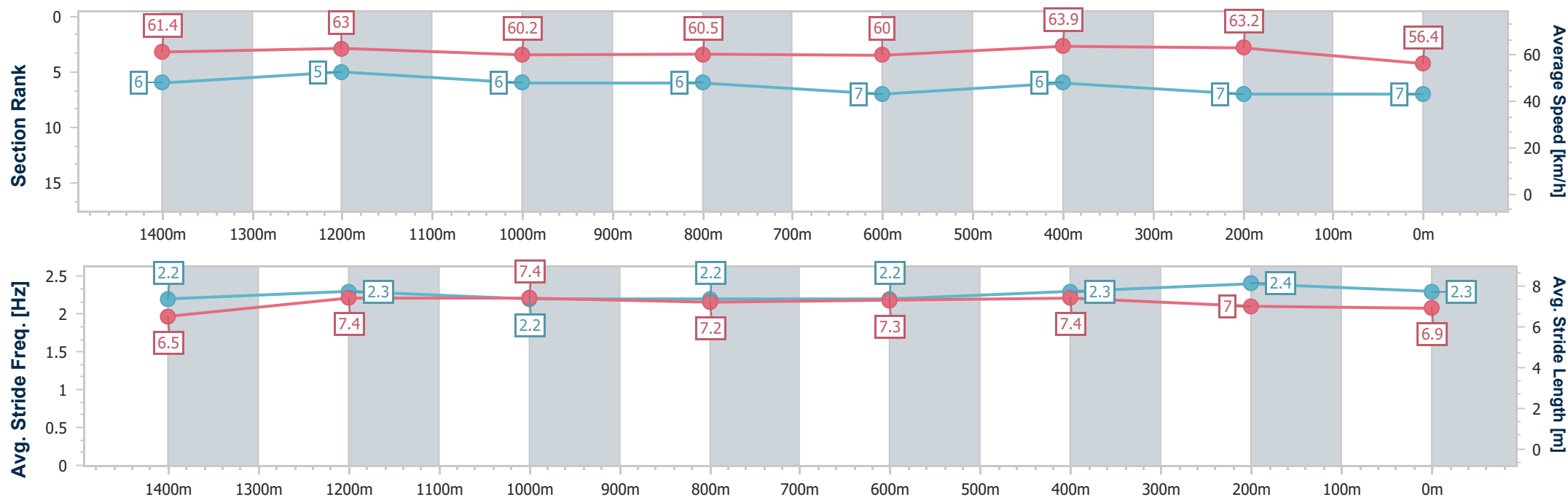
04 February 2026 - 17:10

Track Rating: Good 4, Weather: Overcast, Rail Position: +10m  
Entire



BRISBANE  
RACING CLUB

Section	Overall	1400m	1200m	1000m	800m	600m	400m	200m					
Section Times	1:37.08 [7] (0:13.85)	1:23.23 [6] (0:11.49)	1:11.74 [5] (0:12.05)	0:59.69 [6] (0:12.02)	0:47.67 [6] (0:12.12)	0:35.55 [7] (0:11.39)	0:24.16 [6] (0:11.39)	0:12.77 [7] (0:12.77)					
Average Speed [km/h]	61.4	63.0	60.2	60.5	60.0	63.9	63.2	56.4					
Top Speed [km/h]	64.0	64.3	61.4	61.8	61.5	64.6	65.0	60.2					
Avg. Dist. to Rail [m]	5.9	3.2	3.1	1.9	1.2	1.7	6.1	7.1					
Avg. Stride Freq. [Hz]	2.2	2.3	2.2	2.2	2.2	2.3	2.4	2.3					
Avg. Stride Length [m]	6.5	7.4	7.4	7.2	7.3	7.4	7.0	6.9					





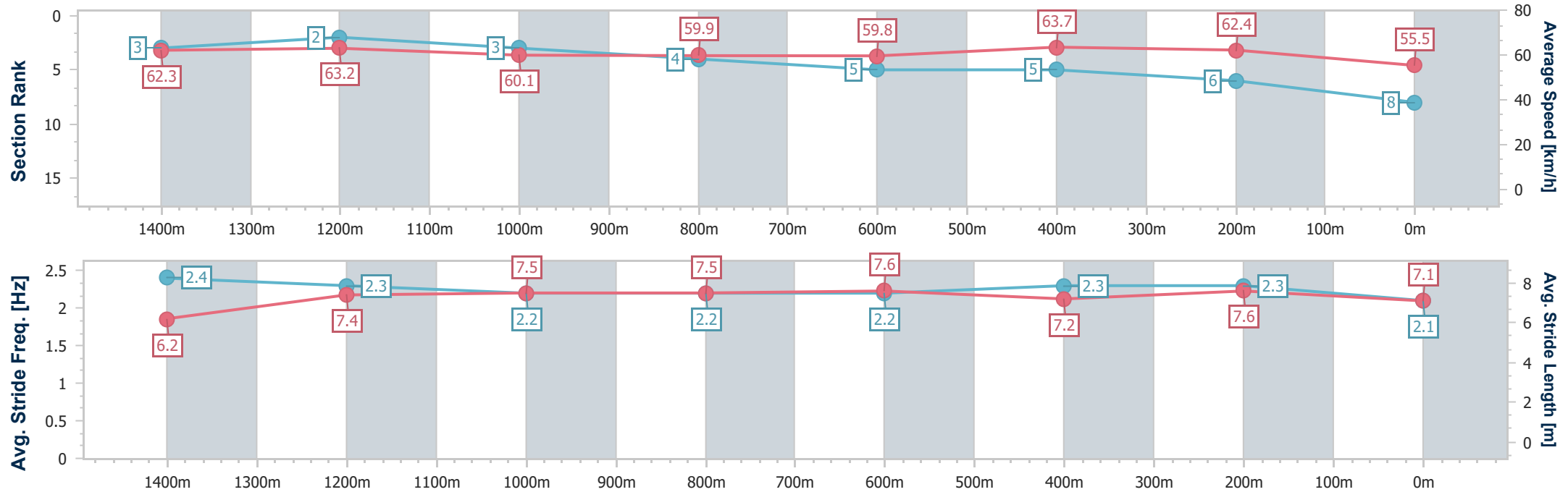
Horse/Jockey Name	Prominent Lad
Final Rank	8
Fastest Section Time (Section)	0:11.36 (600m)
Top Speed [km/h] (Section)	65.6 (1400m)
Race State	Finished



Eagle Farm Professional  
Race 7: Magic Millions Digital Class 1 Plate - 1600m  
04 February 2026 - 17:10  
Track Rating: Good 4, Weather: Overcast, Rail Position: +10m Entire



Section	Overall	1400m	1200m	1000m	800m	600m	400m	200m					
Section Times	1:37.27 [8] (0:13.67)	1:23.60 [3] (0:11.42)	1:12.18 [2] (0:12.05)	1:00.13 [3] (0:12.11)	0:48.02 [4] (0:12.13)	0:35.89 [5] (0:11.36)	0:24.53 [5] (0:11.54)	0:12.99 [6] (0:12.99)					
Average Speed [km/h]	62.3	63.2	60.1	59.9	59.8	63.7	62.4	55.5					
Top Speed [km/h]	65.0	65.6	61.0	60.7	60.9	65.1	65.1	58.3					
Avg. Dist. to Rail [m]	4.7	2.6	2.0	1.4	1.0	0.7	2.8	3.1					
Avg. Stride Freq. [Hz]	2.4	2.3	2.2	2.2	2.2	2.3	2.3	2.1					
Avg. Stride Length [m]	6.2	7.4	7.5	7.5	7.6	7.2	7.6	7.1					



[ ] Ranking at each section and finish  
-.-.- No data available at this section  
NA No data available





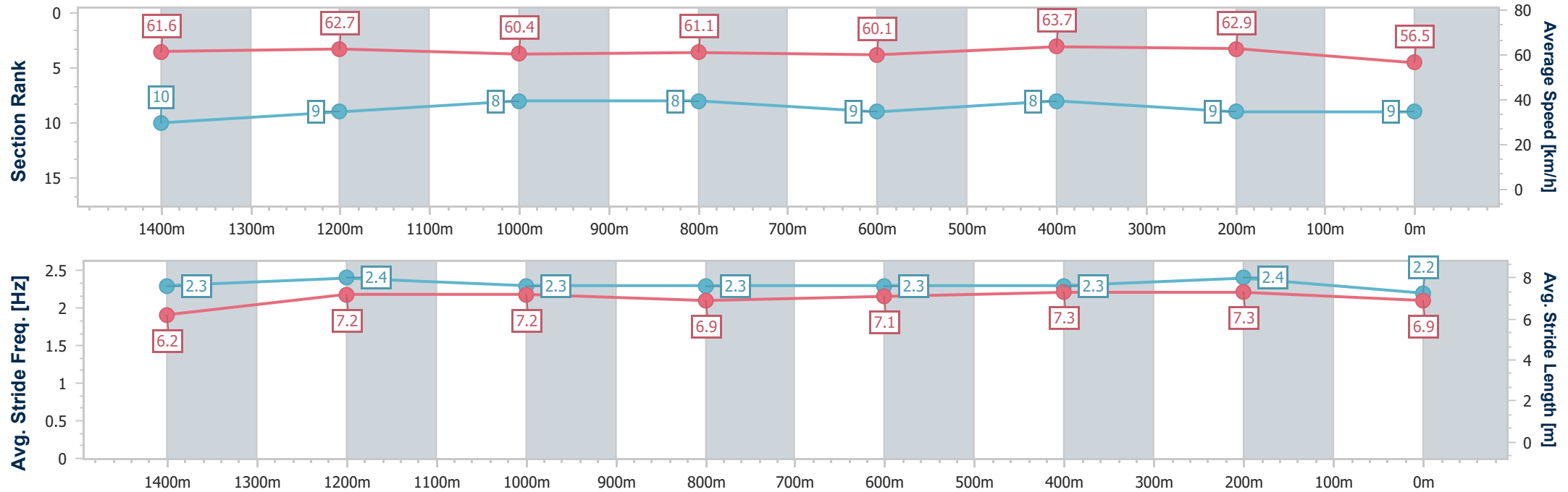
Horse/Jockey Name	Xtra La Vita
Final Rank	9
Fastest Section Time (Section)	0:11.41 (600m)
Top Speed [km/h] (Section)	66.8 (600m)
Race State	Finished



Eagle Farm Professional  
Race 7: Magic Millions Digital Class 1 Plate - 1600m  
04 February 2026 - 17:10  
Track Rating: Good 4, Weather: Overcast, Rail Position: +10m Entire



Section	Overall	1400m	1200m	1000m	800m	600m	400m	200m					
Section Times	1:37.29 [9] (0:14.22)	1:23.07 [10] (0:11.55)	1:11.52 [9] (0:12.02)	0:59.50 [8] (0:11.88)	0:47.62 [8] (0:12.03)	0:35.59 [9] (0:11.41)	0:24.18 [8] (0:11.44)	0:12.74 [9] (0:12.74)					
Average Speed [km/h]	61.6	62.7	60.4	61.1	60.1	63.7	62.9	56.5					
Top Speed [km/h]	63.6	64.0	61.8	62.6	60.8	66.8	66.3	60.0					
Avg. Dist. to Rail [m]	6.7	2.7	2.3	0.8	0.5	1.4	4.3	3.0					
Avg. Stride Freq. [Hz]	2.3	2.4	2.3	2.3	2.3	2.3	2.4	2.2					
Avg. Stride Length [m]	6.2	7.2	7.2	6.9	7.1	7.3	7.3	6.9					





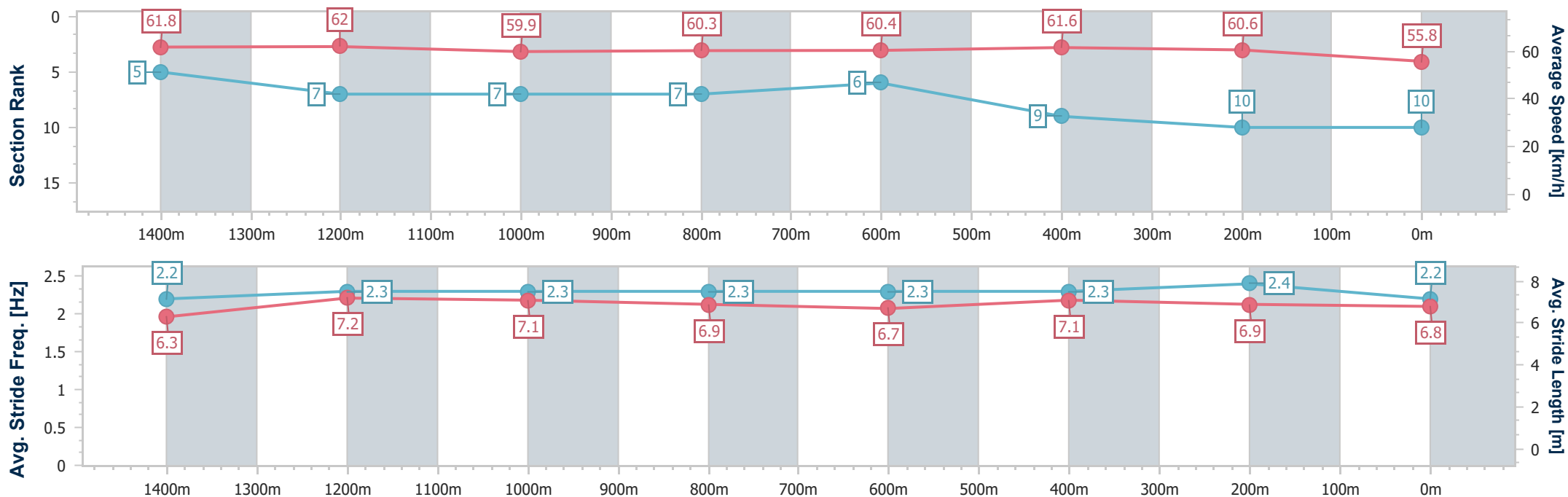
Horse/Jockey Name	Batemans Bay
Final Rank	10
Fastest Section Time (Section)	0:11.63 (1400m)
Top Speed [km/h] (Section)	63.6 (1400m)
Race State	Finished



Eagle Farm Professional  
Race 7: Magic Millions Digital Class 1 Plate - 1600m  
04 February 2026 - 17:10  
Track Rating: Good 4, Weather: Overcast, Rail Position: +10m  
Entire



Section	Overall	1400m	1200m	1000m	800m	600m	400m	200m					
Section Times	1:38.01 [10] (0:13.83)	1:24.18 [5] (0:11.63)	1:12.55 [7] (0:12.05)	1:00.50 [7] (0:12.00)	0:48.50 [7] (0:11.94)	0:36.56 [6] (0:11.77)	0:24.79 [9] (0:11.89)	0:12.90 [10] (0:12.90)					
Average Speed [km/h]	61.8	62.0	59.9	60.3	60.4	61.6	60.6	55.8					
Top Speed [km/h]	63.3	63.6	60.9	60.9	61.5	62.5	61.7	59.6					
Avg. Dist. to Rail [m]	3.0	0.5	0.8	0.5	0.2	0.5	1.6	2.7					
Avg. Stride Freq. [Hz]	2.2	2.3	2.3	2.3	2.3	2.3	2.4	2.2					
Avg. Stride Length [m]	6.3	7.2	7.1	6.9	6.7	7.1	6.9	6.8					





# Eagle Farm Professional

## Race 8: Ladbrokes Racing Extra in Multi BM65 Handicap - 1200m

04 February 2026 - 17:45



BRISBANE  
RACING CLUB

Track Rating: Good 4, Weather: Overcast, Rail Position: +10m Entire

Section		Overall				1000m	800m	600m	400m	200m	Last 600m		
Field Times		1:09.97				0:56.91	0:46.10	0:34.85	0:23.64	0:12.28	0:34.85		
		(0:13.06)				(0:10.81)	(0:11.25)	(0:11.21)	(0:11.36)	(0:12.28)			
Rank	TAB Horse/Jockey	Barrier	Top Speed [km/h]	Fastest Section							Margin	Distance Travelled [m]	
1	6 CORRUPTED	5	68.4	0:10.85	1:09.97 [1]	0:56.11 [8]	0:45.26 [8]	0:33.94 [9]	0:22.75 [9]	0:11.79 [4]	1:09.97	0:33.94	
	Ben Thompson		1000m	1000m	(0:13.86)	(0:10.85)	(0:11.32)	(0:11.19)	(0:10.96)	(0:11.79)			
2	5 CINDERSEA	12	69.4	0:10.81	1:10.21 [2]	0:57.15 [1]	0:46.34 [1]	0:35.09 [1]	0:23.88 [1]	0:12.52 [1]	1.39L	0:35.09	-6
	Jasper Franklin		Overall	1000m	(0:13.06)	(0:10.81)	(0:11.25)	(0:11.21)	(0:11.36)	(0:12.52)			
3	12 STEIN	2	68.6	0:10.89	1:10.46 [3]	0:57.34 [2]	0:46.45 [2]	0:34.97 [3]	0:23.46 [5]	0:12.32 [3]	2.9L	0:34.97	+2
	Tahlia Fenlon		1000m	1000m	(0:13.12)	(0:10.89)	(0:11.48)	(0:11.51)	(0:11.14)	(0:12.32)			
4	4 ANSON BAY	14	68.4	0:10.79	1:10.57 [4]	0:56.52 [9]	0:45.73 [9]	0:34.65 [8]	0:23.49 [8]	0:12.12 [8]	3.52L	0:34.65	+7
	Emily Lang		1000m	1000m	(0:14.05)	(0:10.79)	(0:11.08)	(0:11.16)	(0:11.37)	(0:12.12)			
5	14 EXTREME SPIRIT	8	68.0	0:10.94	1:10.60 [5]	0:56.40 [10]	0:45.46 [10]	0:34.41 [10]	0:23.28 [10]	0:12.04 [10]	3.73L	0:34.41	+0
	Angela Jones		800m	1000m	(0:14.20)	(0:10.94)	(0:11.05)	(0:11.13)	(0:11.24)	(0:12.04)			
6	1 SIMPLY EXCELS	7	69.2	0:10.88	1:10.62 [6]	0:57.23 [5]	0:46.35 [4]	0:34.96 [5]	0:23.77 [3]	0:12.52 [2]	3.84L	0:34.96	+0
	Jai Williams		1000m	1000m	(0:13.39)	(0:10.88)	(0:11.39)	(0:11.19)	(0:11.25)	(0:12.52)			
7	2 JUNGLE LAW	11	67.4	0:11.11	1:10.98 [7]	0:57.63 [4]	0:46.52 [7]	0:35.36 [4]	0:24.13 [4]	0:12.68 [6]	5.95L	0:35.36	+4
	Chelsea Baker		800m	1000m	(0:13.35)	(0:11.11)	(0:11.16)	(0:11.23)	(0:11.45)	(0:12.68)			
8	15 FAYETTA	1	68.6	0:10.77	1:11.00 [8]	0:57.43 [7]	0:46.66 [5]	0:35.16 [7]	0:23.93 [7]	0:12.64 [7]	6.07L	0:35.16	-2
	Jake Bayliss		1000m	1000m	(0:13.57)	(0:10.77)	(0:11.50)	(0:11.23)	(0:11.29)	(0:12.64)			
9	7 FLYING SHELLY	6	67.3	0:10.88	1:11.07 [9]	0:57.54 [6]	0:46.66 [6]	0:35.31 [6]	0:24.04 [6]	0:12.60 [9]	6.5L	0:35.31	+0
	Micheal Hellyer		1000m	1000m	(0:13.53)	(0:10.88)	(0:11.35)	(0:11.27)	(0:11.44)	(0:12.60)			
10	8 PRETTY DUBIOUS	4	68.9	0:10.72	1:11.74 [10]	0:58.45 [3]	0:47.73 [2]	0:36.39 [2]	0:25.17 [2]	0:13.54 [5]	10.39L	0:36.39	-2
	Vlad Duric		1000m	1000m	(0:13.29)	(0:10.72)	(0:11.34)	(0:11.22)	(0:11.63)	(0:13.54)			

Scratched: New Hampshire (#3), Hello Lovely (#9), Statement Of Truth (#13), Star Venture (#11), The Stars (#10)



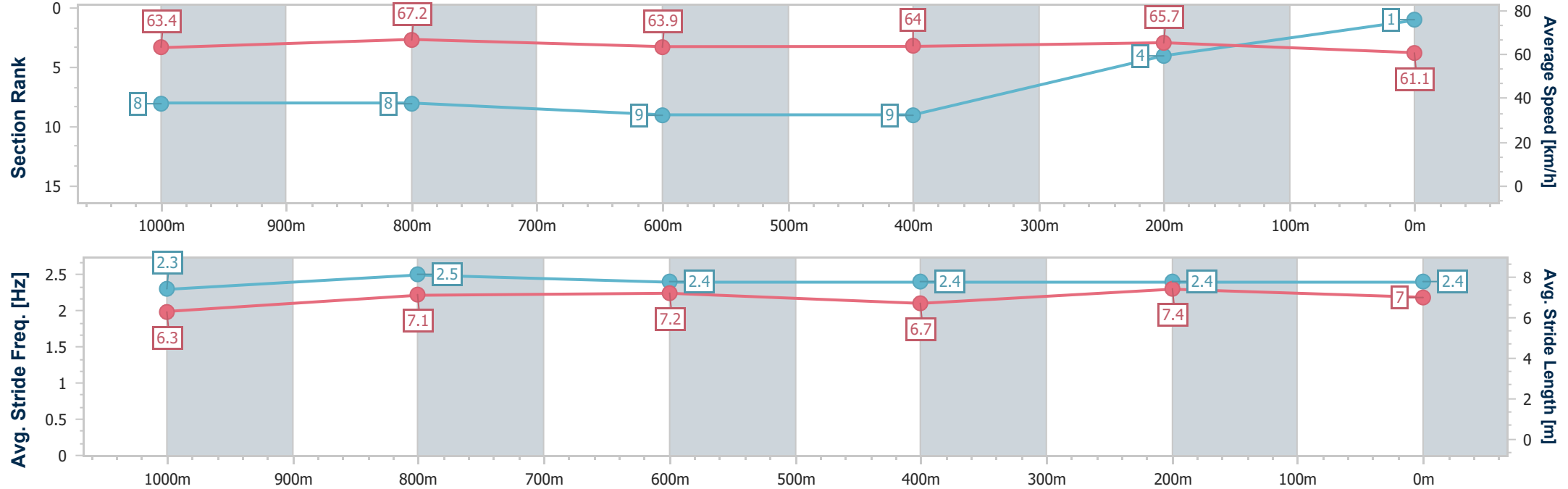
Horse/Jockey Name	Corrupted
Final Rank	1
Fastest Section Time (Section)	0:10.85 (1000m)
Top Speed [km/h] (Section)	68.4 (1000m)
Race State	Finished



Eagle Farm Professional  
Race 8: Ladbrokes Racing Extra in Multi BM65 Handicap - 1200m  
04 February 2026 - 17:45  
Track Rating: Good 4, Weather: Overcast, Rail Position: +10m Entire



Section	Overall	1000m	800m	600m	400m	200m							
Section Times	1:09.97 [1] (0:13.86)	0:56.11 [8] (0:10.85)	0:45.26 [8] (0:11.32)	0:33.94 [9] (0:11.19)	0:22.75 [9] (0:10.96)	0:11.79 [4] (0:11.79)							
Average Speed [km/h]	63.4	67.2	63.9	64.0	65.7	61.1							
Top Speed [km/h]	65.7	68.4	66.8	65.0	66.2	64.7							
Avg. Dist. to Rail [m]	3.1	2.8	1.2	0.9	1.3	2.0							
Avg. Stride Freq. [Hz]	2.3	2.5	2.4	2.4	2.4	2.4							
Avg. Stride Length [m]	6.3	7.1	7.2	6.7	7.4	7.0							



[ ] Ranking at each section and finish  
-.-.- No data available at this section  
NA No data available



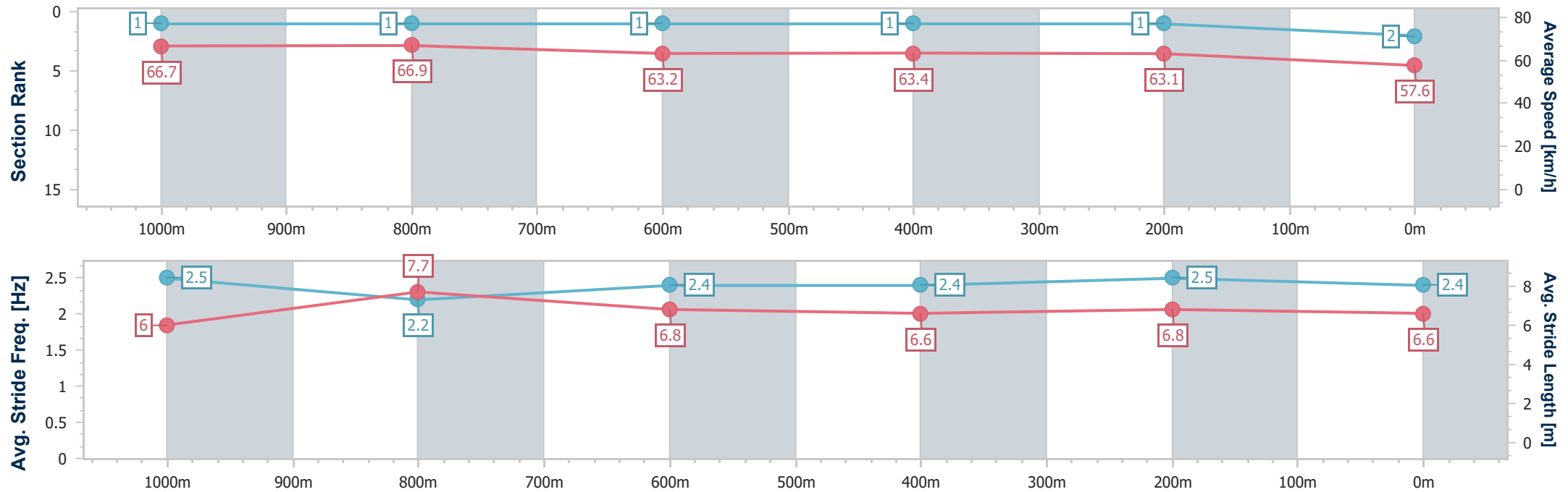
Horse/Jockey Name	Cindersea
Final Rank	2
Fastest Section Time (Section)	0:10.81 (1000m)
Top Speed [km/h] (Section)	69.4 (Overall)
Race State	Finished



Eagle FarmProfessional  
Race 8: Ladbrokes Racing Extra in Multi BM65 Handicap - 1200m  
04 February 2026 - 17:45  
Track Rating: Good 4, Weather: Overcast, Rail Position: +10m Entire



Section	Overall	1000m	800m	600m	400m	200m								
Section Times	1:10.21 [2] (0:13.06)	0:57.15 [1] (0:10.81)	0:46.34 [1] (0:11.25)	0:35.09 [1] (0:11.21)	0:23.88 [1] (0:11.36)	0:12.52 [1] (0:12.52)								
Average Speed [km/h]	66.7	66.9	63.2	63.4	63.1	57.6								
Top Speed [km/h]	69.4	69.1	65.0	64.2	64.1	61.7								
Avg. Dist. to Rail [m]	7.3	1.7	2.4	3.1	0.7	0.7								
Avg. Stride Freq. [Hz]	2.5	2.2	2.4	2.4	2.5	2.4								
Avg. Stride Length [m]	6.0	7.7	6.8	6.6	6.8	6.6								



[ ] Ranking at each section and finish  
- - - - - No data available at this section  
NA No data available



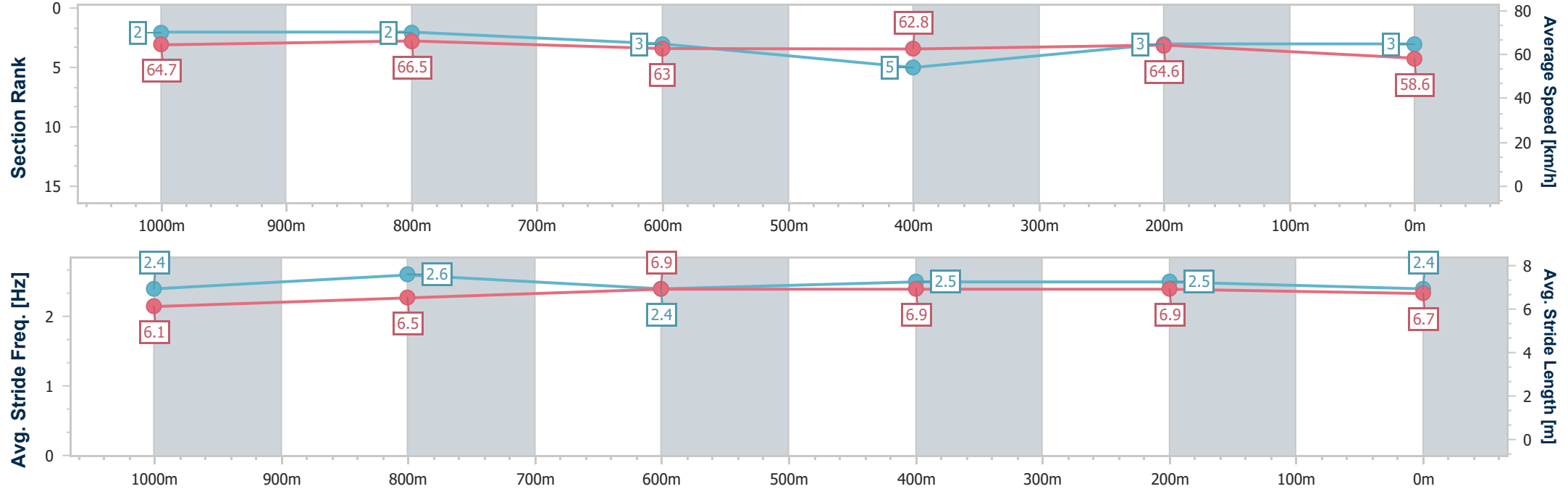
Horse/Jockey Name	Stein
Final Rank	3
Fastest Section Time (Section)	0:10.89 (1000m)
Top Speed [km/h] (Section)	68.6 (1000m)
Race State	Finished



Eagle FarmProfessional  
Race 8: Ladbrokes Racing Extra in Multi BM65 Handicap -  
1200m  
04 February 2026 - 17:45  
Track Rating: Good 4, Weather: Overcast, Rail Position: +10m  
Entire



Section	Overall	1000m	800m	600m	400m	200m								
Section Times	1:10.46 [3] (0:13.12)	0:57.34 [2] (0:10.89)	0:46.45 [2] (0:11.48)	0:34.97 [3] (0:11.51)	0:23.46 [5] (0:11.14)	0:12.32 [3] (0:12.32)								
Average Speed [km/h]	64.7	66.5	63.0	62.8	64.6	58.6								
Top Speed [km/h]	67.9	68.6	65.4	64.1	67.4	62.5								
Avg. Dist. to Rail [m]	1.6	1.5	1.6	1.0	0.9	2.1								
Avg. Stride Freq. [Hz]	2.4	2.6	2.4	2.5	2.5	2.4								
Avg. Stride Length [m]	6.1	6.5	6.9	6.9	6.9	6.7								





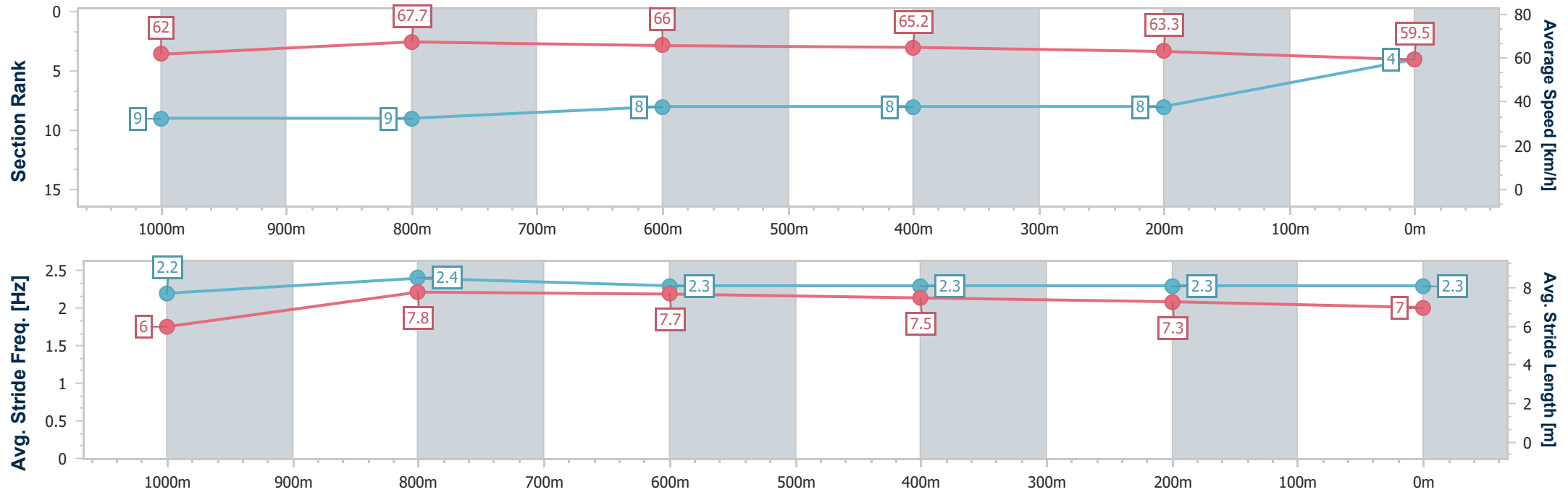
Horse/Jockey Name	Anson Bay
Final Rank	4
Fastest Section Time (Section)	0:10.79 (1000m)
Top Speed [km/h] (Section)	68.4 (1000m)
Race State	Finished



Eagle Farm Professional  
Race 8: Ladbrokes Racing Extra in Multi BM65 Handicap - 1200m  
04 February 2026 - 17:45  
Track Rating: Good 4, Weather: Overcast, Rail Position: +10m Entire



Section	Overall	1000m	800m	600m	400m	200m							
Section Times	1:10.57 [4] (0:14.05)	0:56.52 [9] (0:10.79)	0:45.73 [9] (0:11.08)	0:34.65 [8] (0:11.16)	0:23.49 [8] (0:11.37)	0:12.12 [8] (0:12.12)							
Average Speed [km/h]	62.0	67.7	66.0	65.2	63.3	59.5							
Top Speed [km/h]	66.2	68.4	68.3	65.9	65.6	62.5							
Avg. Dist. to Rail [m]	7.3	3.5	3.9	2.5	4.8	6.0							
Avg. Stride Freq. [Hz]	2.2	2.4	2.3	2.3	2.3	2.3							
Avg. Stride Length [m]	6.0	7.8	7.7	7.5	7.3	7.0							





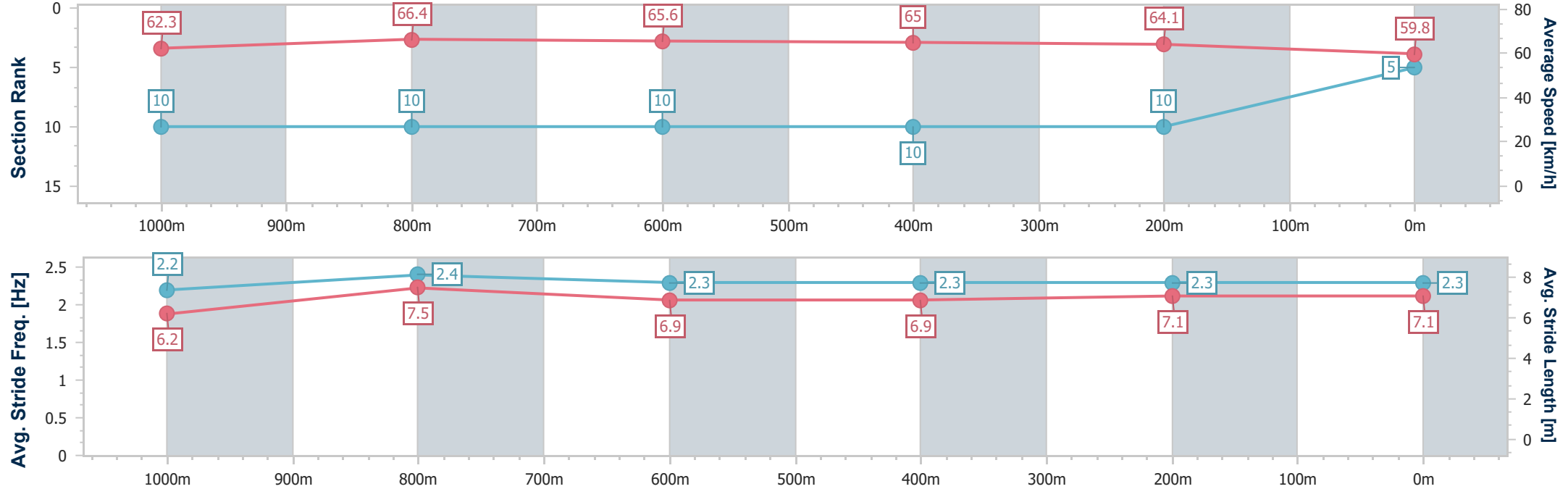
Horse/Jockey Name	Extreme Spirit
Final Rank	5
Fastest Section Time (Section)	0:10.94 (1000m)
Top Speed [km/h] (Section)	68.0 (800m)
Race State	Finished



Eagle FarmProfessional  
Race 8: Ladbrokes Racing Extra in Multi BM65 Handicap - 1200m  
04 February 2026 - 17:45  
Track Rating: Good 4, Weather: Overcast, Rail Position: +10m Entire



Section	Overall	1000m	800m	600m	400m	200m							
Section Times	1:10.60 [5] (0:14.20)	0:56.40 [10] (0:10.94)	0:45.46 [10] (0:11.05)	0:34.41 [10] (0:11.13)	0:23.28 [10] (0:11.24)	0:12.04 [10] (0:12.04)							
Average Speed [km/h]	62.3	66.4	65.6	65.0	64.1	59.8							
Top Speed [km/h]	65.7	67.9	68.0	65.6	65.5	62.0							
Avg. Dist. to Rail [m]	3.0	1.2	1.5	0.9	5.7	8.2							
Avg. Stride Freq. [Hz]	2.2	2.4	2.3	2.3	2.3	2.3							
Avg. Stride Length [m]	6.2	7.5	6.9	6.9	7.1	7.1							







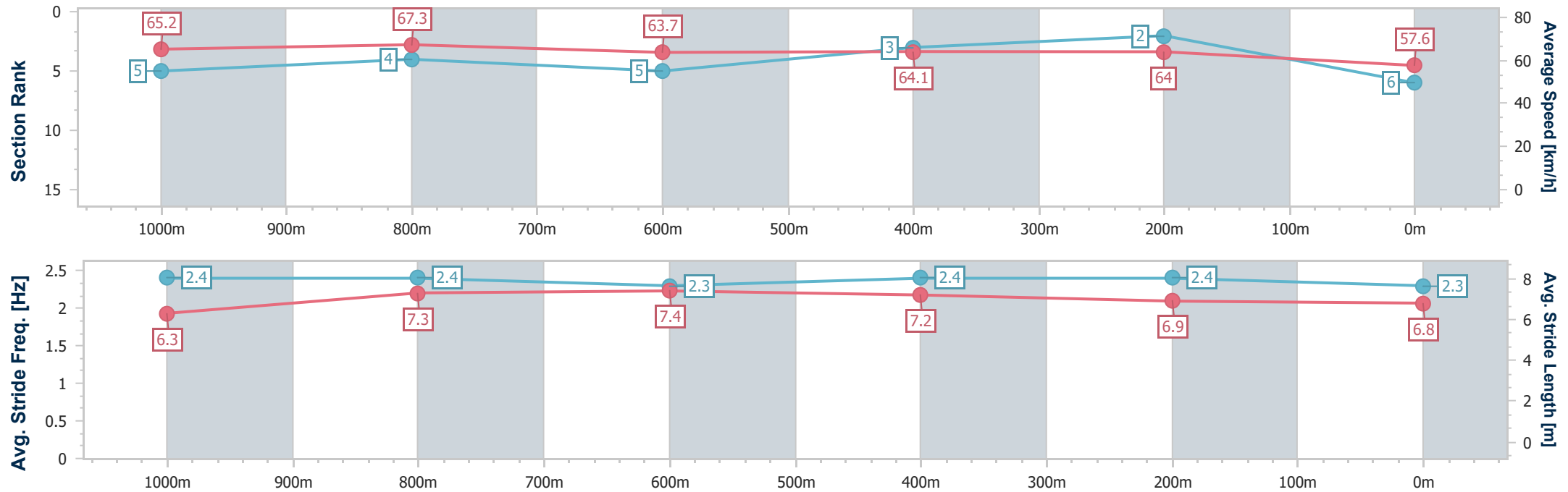
Horse/Jockey Name	Simply Excels
Final Rank	6
Fastest Section Time (Section)	0:10.88 (1000m)
Top Speed [km/h] (Section)	69.2 (1000m)
Race State	Finished



Eagle FarmProfessional  
Race 8: Ladbrokes Racing Extra in Multi BM65 Handicap - 1200m  
04 February 2026 - 17:45  
Track Rating: Good 4, Weather: Overcast, Rail Position: +10m Entire



Section	Overall	1000m	800m	600m	400m	200m								
Section Times	1:10.62 [6] (0:13.39)	0:57.23 [5] (0:10.88)	0:46.35 [4] (0:11.39)	0:34.96 [5] (0:11.19)	0:23.77 [3] (0:11.25)	0:12.52 [2] (0:12.52)								
Average Speed [km/h]	65.2	67.3	63.7	64.1	64.0	57.6								
Top Speed [km/h]	67.5	69.2	67.2	65.2	65.4	61.2								
Avg. Dist. to Rail [m]	4.4	2.7	0.9	1.0	0.6	1.3								
Avg. Stride Freq. [Hz]	2.4	2.4	2.3	2.4	2.4	2.3								
Avg. Stride Length [m]	6.3	7.3	7.4	7.2	6.9	6.8								



[ ] Ranking at each section and finish  
-.-.- No data available at this section  
NA No data available



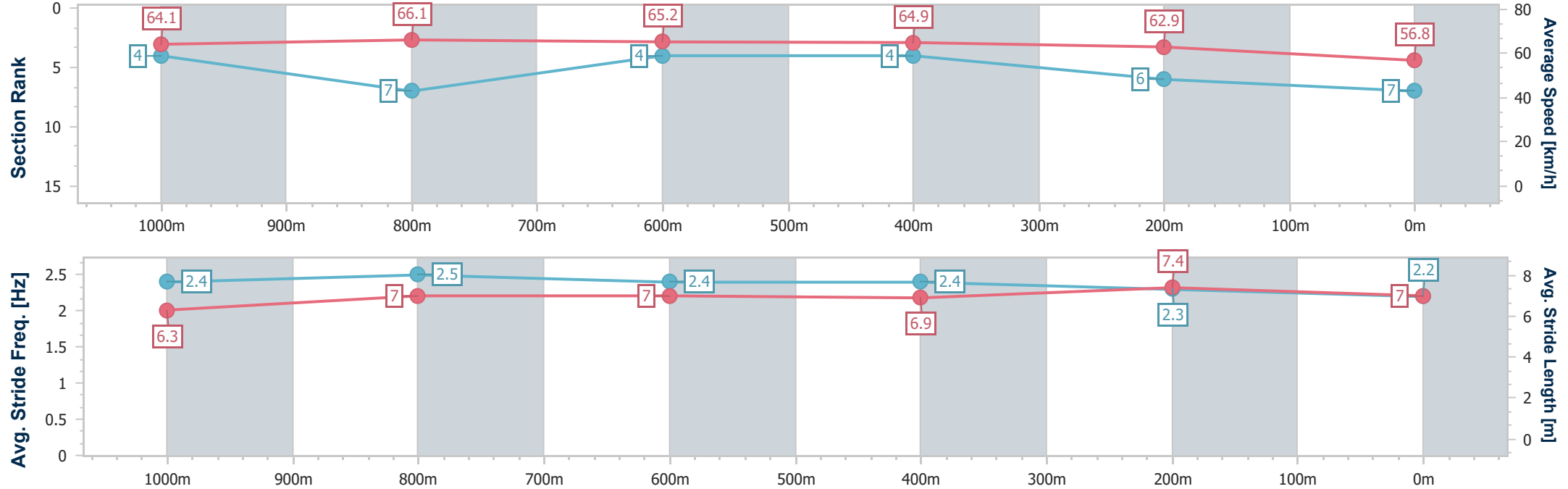
Horse/Jockey Name	Jungle Law
Final Rank	7
Fastest Section Time (Section)	0:11.11 (1000m)
Top Speed [km/h] (Section)	67.4 (800m)
Race State	Finished



Eagle FarmProfessional  
Race 8: Ladbrokes Racing Extra in Multi BM65 Handicap - 1200m  
04 February 2026 - 17:45  
Track Rating: Good 4, Weather: Overcast, Rail Position: +10m Entire



Section	Overall	1000m	800m	600m	400m	200m							
Section Times	1:10.98 [7] (0:13.35)	0:57.63 [4] (0:11.11)	0:46.52 [7] (0:11.16)	0:35.36 [4] (0:11.23)	0:24.13 [4] (0:11.45)	0:12.68 [6] (0:12.68)							
Average Speed [km/h]	64.1	66.1	65.2	64.9	62.9	56.8							
Top Speed [km/h]	66.0	67.4	67.4	65.7	65.0	60.5							
Avg. Dist. to Rail [m]	5.1	3.2	2.2	1.6	4.6	6.2							
Avg. Stride Freq. [Hz]	2.4	2.5	2.4	2.4	2.3	2.2							
Avg. Stride Length [m]	6.3	7.0	7.0	6.9	7.4	7.0							





Horse/Jockey Name	Fayetta
Final Rank	8
Fastest Section Time (Section)	0:10.77 (1000m)
Top Speed [km/h] (Section)	68.6 (1000m)
Race State	Finished

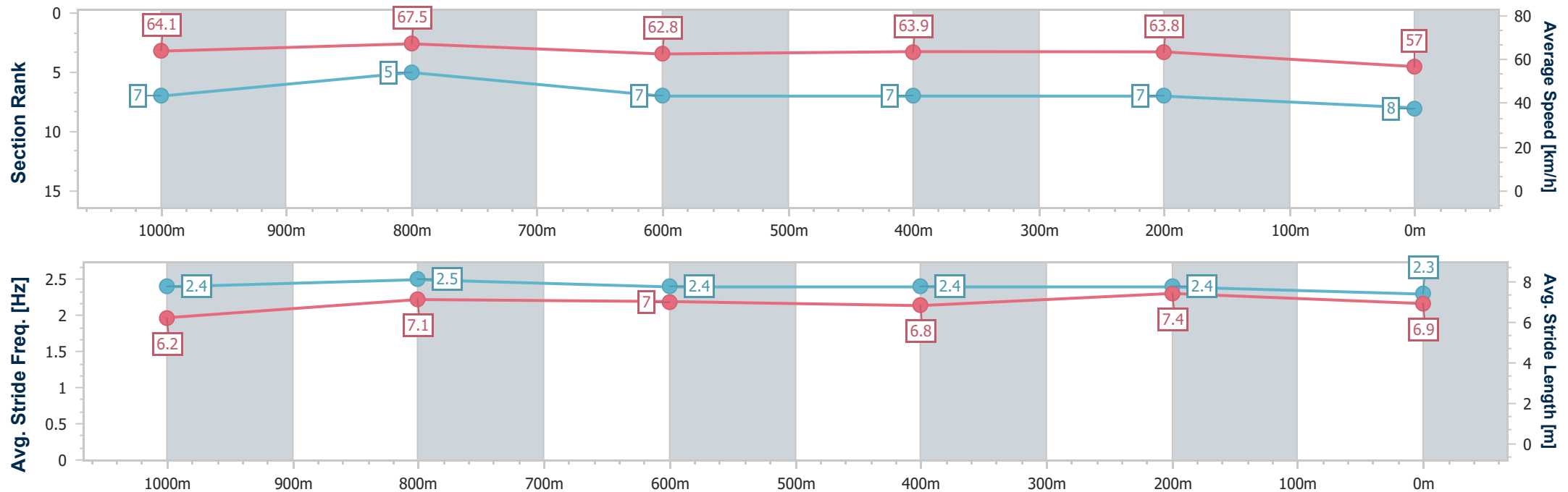


Eagle Farm Professional  
Race 8: Ladbrokes Racing Extra in Multi BM65 Handicap -  
1200m  
04 February 2026 - 17:45  
Track Rating: Good 4, Weather: Overcast, Rail Position: +10m  
Entire



BRISBANE  
RACING CLUB

Section	Overall	1000m	800m	600m	400m	200m								
Section Times	1:11.00 [8] (0:13.57)	0:57.43 [7] (0:10.77)	0:46.66 [5] (0:11.50)	0:35.16 [7] (0:11.23)	0:23.93 [7] (0:11.29)	0:12.64 [7] (0:12.64)								
Average Speed [km/h]	64.1	67.5	62.8	63.9	63.8	57.0								
Top Speed [km/h]	66.3	68.6	66.6	64.8	65.3	61.4								
Avg. Dist. to Rail [m]	1.0	1.5	0.6	1.4	1.0	0.9								
Avg. Stride Freq. [Hz]	2.4	2.5	2.4	2.4	2.4	2.3								
Avg. Stride Length [m]	6.2	7.1	7.0	6.8	7.4	6.9								





Horse/Jockey Name	Flying Shelly
Final Rank	9
Fastest Section Time (Section)	0:10.88 (1000m)
Top Speed [km/h] (Section)	67.3 (1000m)
Race State	Finished

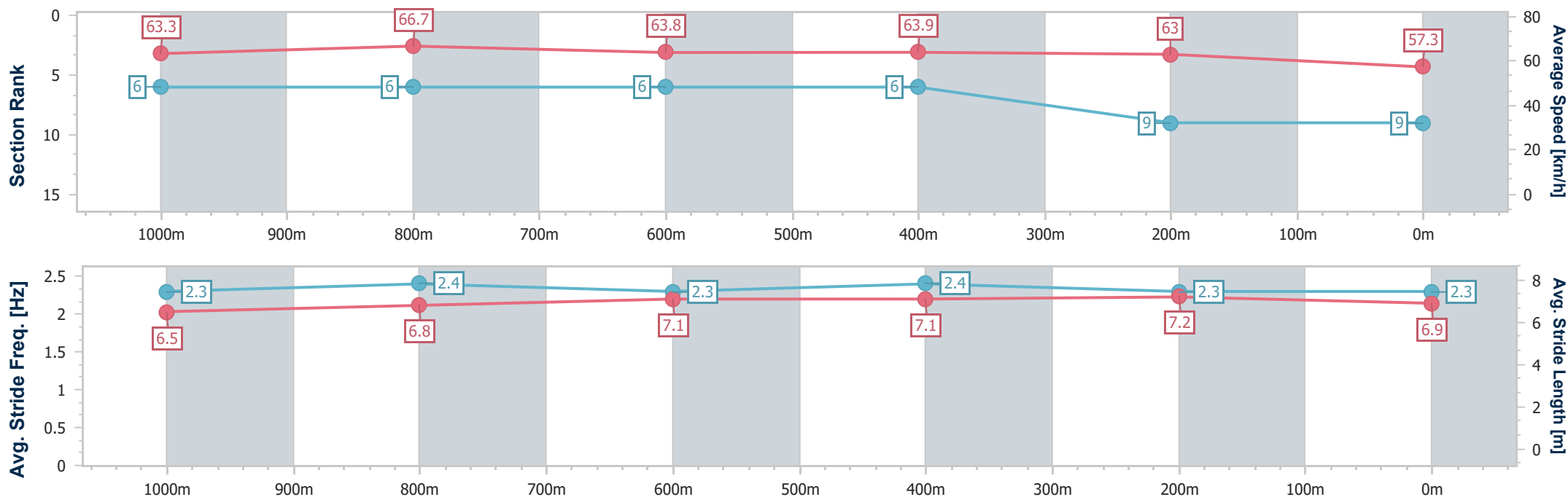


Eagle Farm Professional  
Race 8: Ladbrokes Racing Extra in Multi BM65 Handicap -  
1200m  
04 February 2026 - 17:45  
Track Rating: Good 4, Weather: Overcast, Rail Position: +10m  
Entire



BRISBANE  
RACING CLUB

Section	Overall	1000m	800m	600m	400m	200m								
Section Times	1:11.07 [9] (0:13.53)	0:57.54 [6] (0:10.88)	0:46.66 [6] (0:11.35)	0:35.31 [6] (0:11.27)	0:24.04 [6] (0:11.44)	0:12.60 [9] (0:12.60)								
Average Speed [km/h]	63.3	66.7	63.8	63.9	63.0	57.3								
Top Speed [km/h]	66.6	67.3	67.2	64.6	64.6	60.7								
Avg. Dist. to Rail [m]	3.5	1.9	0.8	0.3	2.1	2.6								
Avg. Stride Freq. [Hz]	2.3	2.4	2.3	2.4	2.3	2.3								
Avg. Stride Length [m]	6.5	6.8	7.1	7.1	7.2	6.9								





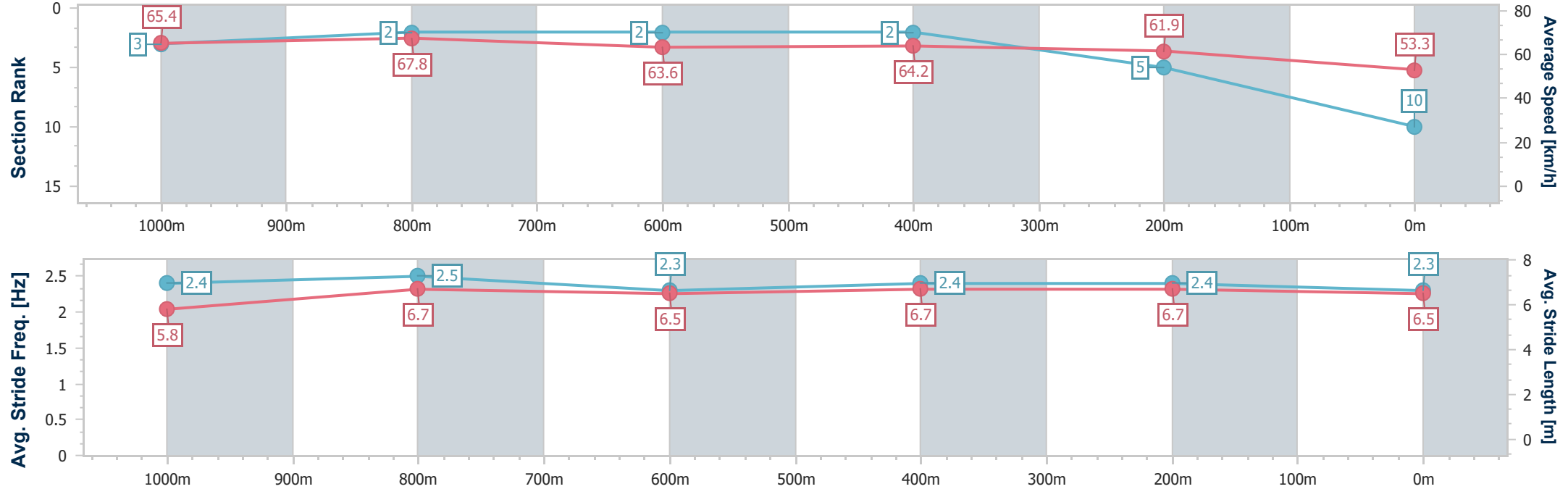
Horse/Jockey Name	Pretty Dubious
Final Rank	10
Fastest Section Time (Section)	0:10.72 (1000m)
Top Speed [km/h] (Section)	68.9 (1000m)
Race State	Finished



Eagle Farm Professional  
Race 8: Ladbrokes Racing Extra in Multi BM65 Handicap - 1200m  
04 February 2026 - 17:45  
Track Rating: Good 4, Weather: Overcast, Rail Position: +10m Entire



Section	Overall	1000m	800m	600m	400m	200m							
Section Times	1:11.74 [10] (0:13.29)	0:58.45 [3] (0:10.72)	0:47.73 [2] (0:11.34)	0:36.39 [2] (0:11.22)	0:25.17 [2] (0:11.63)	0:13.54 [5] (0:13.54)							
Average Speed [km/h]	65.4	67.8	63.6	64.2	61.9	53.3							
Top Speed [km/h]	68.3	68.9	65.3	64.9	64.8	58.8							
Avg. Dist. to Rail [m]	1.2	1.2	0.5	0.8	1.9	3.9							
Avg. Stride Freq. [Hz]	2.4	2.5	2.3	2.4	2.4	2.3							
Avg. Stride Length [m]	5.8	6.7	6.5	6.7	6.7	6.5							



[ ] Ranking at each section and finish  
-.-.- No data available at this section  
NA No data available