



LADBROKES Q STRAIGHT, QLD
Race 1 - LADBROKES QUICK MULTI Maiden H - 350M
05/02/2026 - 11:07:55 AM

RUG	NAME	BOX	SECT 1	SECT 2	HOME	FINISH TIME
5	Altona Beach	5	4.88	8.87	10.30	19.17 [1]
2	Even Stevens	2	5.04	9.05	10.38	19.43 [2]
3	Borneo Floki	3	5.07	9.12	10.37	19.49 [3]
6	Tip Top Tammy	6	5.01	9.11	10.59	19.70 [4]
4	Rosa's Peaches	4	5.10	9.20	10.58	19.78 [5]
8	Mimosa Molly	8	5.05	9.18	10.64	19.82 [6]
1	Brodie And Me	1	5.19	9.33	10.69	20.02 [7]
7	Vociferous	7	5.11	9.33	10.90	20.23 [8]

Information is produced by IsoLynx tracking system

[] - Rank at each section

() - Average meters to rail for section

-- - No data available at section

* - Estimated values





LADBROKES Q STRAIGHT, QLD
Race 2 - LADBROKES TOP 2/3/4 BETTING Maiden H - 350M
05/02/2026 - 11:27:47 AM

RUG	NAME	BOX	SECT 1	SECT 2	HOME	FINISH TIME
	Tsunami Sea	2	4.98	9.04	10.58	19.62 [1]
	Miss Mulgowie	3	4.98	9.08	10.59	19.67 [2]
	Burnside Hunter	8	5.06	9.09	10.61	19.70 [3]
	Magill	5	5.21	9.37	10.58	19.95 [4]
	Rare Presence	4	5.33	9.42	10.62	20.04 [5]
	Remember Pal	7	5.25	9.45	10.85	20.30 [6]
	Hard Style Miss	6	5.40	9.61	10.85	20.46 [7]

Information is produced by IsoLynx tracking system
[] - Rank at each section
() - Average meters to rail for section
-- - No data available at section
* - Estimated values





LADBROKES Q STRAIGHT, QLD
Race 3 - GREYHOUNDS MAKE GREAT PETS - 350M
05/02/2026 - 11:50:46 AM

RUG	NAME	BOX	SECT 1	SECT 2	HOME	FINISH TIME
7	Bentley Sven	7	4.94	8.96	10.12	19.08 [1]
2	Clear Breeze	2	5.03	9.04	10.30	19.34 [2]
6	Priority One	6	5.01	9.06	10.34	19.40 [3]
1	Forge Ahead	1	5.16	9.21	10.28	19.49 [4]
3	Haymet Harry	3	5.06	9.12	10.50	19.62 [5]
8	Luxury Jewel	8	4.94	9.04	10.58	19.62 [6]
4	Bombastic Lola	4	4.99	9.14	10.57	19.71 [7]
5	Run Zulu Run	5	5.31	9.44	10.62	20.06 [8]

Information is produced by IsoLynx tracking system

[] - Rank at each section

() - Average meters to rail for section

-- - No data available at section

* - Estimated values





LADBROKES Q STRAIGHT, QLD
Race 4 - ENGINEERING BY STP CONSULTANTS Preferential Box Dr - 350M
05/02/2026 - 12:06:48 PM

RUG	NAME	BOX	SECT 1	SECT 2	HOME	FINISH TIME
	Mr. Marvellous	2	4.92	8.91	10.16	19.07 [1]
	Canya Flavour	1	5.05	9.07	10.17	19.24 [2]
	Scout Bobber	3	4.99	9.06	10.24	19.30 [3]
	Barry The Boss	4	5.00	9.02	10.29	19.31 [4]
	Marionvale Kev	8	4.99	9.04	10.38	19.42 [5]
	Walk Away Renee	6	5.10	9.20	10.42	19.62 [6]
	Cyclone Ranger	7	5.30	9.40	10.31	19.71 [7]

Information is produced by IsoLynx tracking system
[] - Rank at each section
() - Average meters to rail for section
-- - No data available at section
* - Estimated values





LADBROKES Q STRAIGHT, QLD
Race 5 - GARRARD'S HORSE AND HOUND Preferential Box Draw F - 350M
05/02/2026 - 12:26:42 PM

RUG	NAME	BOX	SECT 1	SECT 2	HOME	FINISH TIME
1	Burnside Matt	1	4.93	8.95	10.33	19.28 [1]
2	Billy Ablaze	2	4.95	9.03	10.38	19.41 [2]
4	Dad's Vision	4	4.98	9.07	10.54	19.61 [3]
6	Ricolina Pearl	6	5.14	9.28	10.59	19.87 [4]
3	Jack Is Back	3	5.07	9.20	10.72	19.92 [5]
8	Kick It Off	8	5.08	9.25	10.67	19.92 [6]
7	Phantom Peeler	7	5.12	9.34	10.93	20.27 [7]

Information is produced by IsoLynx tracking system
[] - Rank at each section
() - Average meters to rail for section
-- - No data available at section
* - Estimated values





LADBROKES Q STRAIGHT, QLD
Race 6 - ROSEWOOD VETERINARY SERVICE - 350M
05/02/2026 - 12:47:52 PM

RUG	NAME	BOX	SECT 1	SECT 2	HOME	FINISH TIME
5	Manhattan Girl	5	4.92	8.96	10.28	19.24 [1]
7	Just Doug	7	5.03	9.04	10.20	19.24 [2]
8	Winter Nights	8	4.97	9.03	10.29	19.32 [3]
6	Maywyn's Luck	6	4.99	9.02	10.30	19.32 [4]
3	Pay Your Dues	3	4.96	8.95	10.39	19.34 [5]
4	Taste Like Honey	4	5.14	9.16	10.20	19.36 [6]
1	Strikes Twice	1	5.04	9.06	10.31	19.37 [7]
2	Stricken	2	5.07	9.18	10.48	19.66 [8]

Information is produced by IsoLynx tracking system

[] - Rank at each section

() - Average meters to rail for section

-- - No data available at section

* - Estimated values





LADBROKES Q STRAIGHT, QLD
Race 7 - THE LIDS FLY ON LADBROKES LIVE CHANNELS - 350M
05/02/2026 - 13:07:51 PM

RUG	NAME	BOX	SECT 1	SECT 2	HOME	FINISH TIME
1	Cousin Henry	1	4.89	8.81	9.99	18.80 [1]
4	Blue Art	4	5.05	9.09	9.89	18.98 [2]
3	Paris Will Wait	3	4.90	8.92	10.13	19.05 [3]
2	Federal Emeran	2	5.03	9.08	10.10	19.18 [4]
6	Mega Move	6	5.07	9.12	10.11	19.23 [5]
8	Lucora	8	5.05	9.11	10.17	19.28 [6]
5	Kyoto	5	5.03	9.07	10.22	19.29 [7]
7	Kalina Pearl	7	4.91	9.16	10.29	19.45 [8]

Information is produced by IsoLynx tracking system
[] - Rank at each section
() - Average meters to rail for section
-- - No data available at section
* - Estimated values





LADBROKES Q STRAIGHT, QLD
Race 8 - GORSKI ENGINEERING 5th Grade F - 350M
05/02/2026 - 13:22:44 PM

RUG	NAME	BOX	SECT 1	SECT 2	HOME	FINISH TIME
3	Manila Phantom	3	4.96	8.94	9.99	18.93 [1]
6	Neame	6	4.95	8.91	10.04	18.95 [2]
7	Black Horse	7	4.97	8.93	10.06	18.99 [3]
2	Big Al's	2	4.98	8.92	10.12	19.04 [4]
8	Smoke Zone	8	5.02	9.02	10.08	19.10 [5]
4	Hara's Oden	4	4.94	8.87	10.24	19.11 [6]
1	Lure Detective	1	4.97	8.98	10.27	19.25 [7]

Information is produced by IsoLynx tracking system

[] - Rank at each section

() - Average meters to rail for section








-- - No data available at section

* - Estimated values





LADBROKES Q STRAIGHT, QLD
Race 9 - SEN TRACK 5th Grade H - 350M
05/02/2026 - 13:38:44 PM






RUG	NAME	BOX	SECT 1	SECT 2	HOME	FINISH TIME
	Sagai Miss	2	4.90	8.94	10.25	19.19 [1]
	Marina Bay	8	4.95	8.96	10.24	19.20 [2]
	Hara's Otis	7	4.98	9.00	10.31	19.31 [3]
	Drink Mickeys	3	5.10	9.12	10.27	19.39 [4]
	Cash Promised	6	4.92	9.03	10.47	19.50 [5]
	Where's My Rum	4	5.03	9.10	10.48	19.58 [6]
	Future Ethics	1	5.05	9.19	10.67	19.86 [7]

Information is produced by IsoLynx tracking system
[] - Rank at each section
() - Average meters to rail for section
-- - No data available at section
* - Estimated values





LADBROKES Q STRAIGHT, QLD
Race 10 - GORSKI ENGINEERING 5th Grade H - 350M
05/02/2026 - 14:01:43 PM

RUG	NAME	BOX	SECT 1	SECT 2	HOME	FINISH TIME
	Hara's Neo	2	4.87	8.80	10.24	19.04 [1]
	Brookers Road	3	19.22			19.22 [2]
	Impeccable	4	5.03	9.03	10.24	19.27 [3]
	Brother Jimmy	1	4.93	8.96	10.45	19.41 [4]
	Sissy Maybelle	8	5.02	9.09	10.52	19.61 [5]

Information is produced by IsoLynx tracking system
[] - Rank at each section
() - Average meters to rail for section
-- - No data available at section
* - Estimated values





LADBROKES Q STRAIGHT, QLD
Race 11 - LADBROKES BET TICKER 5th Grade H - 350M
05/02/2026 - 14:20:51 PM

RUG	NAME	BOX	SECT 1	SECT 2	HOME	FINISH TIME
6	Borneo Traveler	6	4.87	8.85	10.21	19.06 [1]
8	Great Terms	8	5.03	9.03	10.11	19.14 [2]
7	Silverdale	7	4.89	8.87	10.28	19.15 [3]
4	Perception	4	4.93	8.96	10.20	19.16 [4]
1	Quinlan	1	5.11	9.22	10.39	19.61 [5]
2	He's On Show	2	5.06	9.22	10.50	19.72 [6]

Information is produced by IsoLynx tracking system
[] - Rank at each section
() - Average meters to rail for section
-- - No data available at section
* - Estimated values





LADBROKES Q STRAIGHT, QLD
Race 12 - LADBROKES ODDS SURGE 5th Grade H - 350M
05/02/2026 - 14:44:47 PM

RUG	NAME	BOX	TOP SPEED	50M	100M	150M	200M	250M	300M	350M	200M HOME	FINISH TIME
8	Red Tape	8	75.2KM/H	3.86* [2] 47.0KM/H --	6.45* [2] 69.5KM/H --	8.90* [2] 73.5KM/H --	11.32* [1] 74.1KM/H --	13.80* [1] 72.6KM/H --	16.36* [1] 70.4KM/H --	18.97* [1] 69.0KM/H --	10.07* 71.5KM/H --	18.97 [1]
6	Genovese	6	74.6KM/H	3.83 [1] 47.3KM/H (4.3M)	6.44 [1] 69.1KM/H (2.3M)	8.89 [1] 73.3KM/H (2.5M)	11.33 [2] 73.9KM/H (2.3M)	13.82 [2] 72.4KM/H (2.2M)	16.38 [2] 70.2KM/H (2.5M)	18.99 [2] 69.1KM/H (2.3M)	10.10 71.3KM/H (2.3M)	18.99 [2]
3	Unacceptable Ned	3	74.0KM/H	3.92 [5] 46.2KM/H (3.2M)	6.50 [4] 69.8KM/H (1.6M)	8.96 [3] 73.2KM/H (1.7M)	11.42 [3] 73.2KM/H (1.9M)	13.94 [3] 71.4KM/H (2.3M)	16.53* [3] 69.5KM/H --	19.18* [3] 68.1KM/H --	10.22 70.5KM/H --	19.18 [3]
1	Aston Surpass	1	74.3KM/H	3.90* [4] 46.4KM/H --	6.52* [5] 68.7KM/H --	9.00* [4] 72.7KM/H --	11.45* [4] 73.3KM/H --	13.96* [4] 71.8KM/H --	16.55* [4] 69.6KM/H --	19.19* [4] 68.2KM/H --	10.19* 70.7KM/H --	19.19 [4]
2	Ayrton Herrera	2	73.7KM/H	4.02 [7] 45.0KM/H (2.6M)	6.66 [7] 68.3KM/H (1.6M)	9.13 [7] 72.8KM/H (1.3M)	11.58 [6] 73.4KM/H (1.2M)	14.08 [6] 72.2KM/H (1.5M)	16.65 [5] 70.0KM/H (2.4M)	19.26 [5] 68.6KM/H (3.0M)	10.13 71.0KM/H (2.0M)	19.26 [5]
4	Federal Joker	4	72.8KM/H	3.86 [3] 46.9KM/H (3.4M)	6.49 [3] 68.5KM/H (1.9M)	9.00 [5] 71.8KM/H (2.6M)	11.49 [5] 72.4KM/H (4.4M)	14.04 [5] 70.6KM/H (5.4M)	16.67 [6] 68.4KM/H (6.1M)	19.38 [6] 66.7KM/H (5.8M)	10.38 69.4KM/H (5.4M)	19.38 [6]
7	Maywyn's Chief	7	73.2KM/H	3.96* [6] 45.8KM/H --	6.62* [6] 67.7KM/H --	9.13* [6] 71.7KM/H --	11.62* [7] 72.2KM/H --	14.17* [7] 70.7KM/H --	16.79* [7] 68.6KM/H --	19.47* [7] 67.2KM/H --	10.34* 69.7KM/H --	19.47 [7]

Information is produced by IsoLynx tracking system

[] - Rank at each section

() - Average meters to rail for section

-- - No data available at section

* - Estimated values

