



# Rockhampton Professional

## Race 1: Great Northern QTIS Maiden Handicap - 1500m

05 February 2026 - 12:58



Track Rating: Soft 5, Weather: Overcast, Rail Position: +3.5m Entire

Section						Overall	1400m	1200m	1000m	800m	600m	400m	Last 600m		
Field Times						1:29.34 (0:07.08)	1:22.26 (0:11.02)	1:11.24 (0:11.25)	0:59.99 (0:11.59)	0:48.40 (0:12.11)	0:36.29 (0:11.64)	0:24.65 (0:11.92)	0:36.29		
Rank	TAB	Horse/Jockey	Barrier	Top Speed [km/h]	Fastest Section										Distance Travelled [m]
1	9	READY LIGHTLY	5	66.5	0:07.08	1:29.34 [1]	1:22.26 [1]	1:11.24 [1]	0:59.89 [2]	0:48.40 [1]	0:36.29 [1]	0:24.65 [1]	0:36.29		
		Tahlia Fenlon		1400m	Overall	(0:07.08)	(0:11.02)	(0:11.35)	(0:11.49)	(0:12.11)	(0:11.64)	(0:11.98)			
2	5	HEROIC TALENT	8	65.8	0:07.60	1:29.44 [2]	1:21.84 [9]	1:10.48 [9]	0:59.11 [9]	0:47.49 [9]	0:35.63 [9]	0:23.96 [9]	0:35.63	-1	
		Raul Silvera Olivera		1200m	Overall	(0:07.60)	(0:11.36)	(0:11.37)	(0:11.62)	(0:11.86)	(0:11.67)	(0:11.56)			
3	1	TURBO TORQUE	1	68.7	0:07.29	1:29.44 [3]	1:22.15 [6]	1:11.19 [3]	0:59.76 [3]	0:48.16 [3]	0:36.17 [3]	0:24.63 [2]	0:36.17	-2	
		Ryan Wiggins		1400m	Overall	(0:07.29)	(0:10.96)	(0:11.43)	(0:11.60)	(0:11.99)	(0:11.54)	(0:11.80)			
4	4	RED ENVELOPE	2	67.7	0:07.29	1:30.02 [4]	1:22.73 [5]	1:11.74 [4]	1:00.30 [4]	0:48.66 [4]	0:36.58 [4]	0:24.87 [3]	0:36.58	-1	
		Chris McIver		1400m	Overall	(0:07.29)	(0:10.99)	(0:11.44)	(0:11.64)	(0:12.08)	(0:11.71)	(0:11.90)			
5	8	STELLAR LEGEND	9	66.1	0:07.42	1:30.05 [5]	1:22.63 [7]	1:11.17 [8]	0:59.86 [8]	0:48.23 [8]	0:36.28 [8]	0:24.72 [6]	0:36.28	+4	
		Adam Sewell		1400m	Overall	(0:07.42)	(0:11.46)	(0:11.31)	(0:11.63)	(0:11.95)	(0:11.56)	(0:11.95)			
6	3	MISSISSIPPI DREAM	6	66.9	0:07.27	1:30.14 [6]	1:22.87 [4]	1:11.63 [6]	1:00.28 [5]	0:48.62 [5]	0:36.59 [5]	0:24.98 [5]	0:36.59	+5	
		Fred Larson		1200m	Overall	(0:07.27)	(0:11.24)	(0:11.35)	(0:11.66)	(0:12.03)	(0:11.61)	(0:11.96)			
7	2	KAJETAN	3	67.3	0:07.46	1:30.16 [7]	1:22.70 [8]	1:11.69 [5]	1:00.17 [7]	0:48.52 [7]	0:36.52 [6]	0:24.69 [8]	0:36.52	+1	
		Tom Orr		1400m	Overall	(0:07.46)	(0:11.01)	(0:11.52)	(0:11.65)	(0:12.00)	(0:11.83)	(0:11.92)			
8	6	I'M NOT GREY	4	66.6	0:07.24	1:30.33 [8]	1:23.09 [3]	1:11.77 [7]	1:00.42 [6]	0:48.73 [6]	0:36.61 [7]	0:24.92 [7]	0:36.61	+7	
		Jason Taylor		1200m	Overall	(0:07.24)	(0:11.32)	(0:11.35)	(0:11.69)	(0:12.12)	(0:11.69)	(0:12.01)			
9	7	DAWSON DREAMER	7	66.9	0:07.17	1:32.42 [9]	1:25.25 [2]	1:14.30 [2]	1:03.07 [1]	0:51.39 [2]	0:39.16 [2]	0:27.26 [4]	0:39.16	+4	
		Warwick Satherley		1200m	Overall	(0:07.17)	(0:10.95)	(0:11.23)	(0:11.68)	(0:12.23)	(0:11.90)	(0:12.55)			



Rockhampton Professional  
Race 1: Great Northern QTIS Maiden Handicap - 1500m  
05 February 2026 - 12:58



Track Rating: Soft 5, Weather: Overcast, Rail Position: +3.5m Entire

Section Field Times				200m 0:12.73 (0:12.73)				Last 600m 0:36.29	
Rank	TAB	Horse/Jockey	Barrier	Top Speed [km/h]	Fastest Section	Margin		Distance Travelled [m]	
1	9	READY LIGHTLY	5	66.5	0:07.08	0:12.67 [2]	1:29.34	0:36.29	
		Tahlia Fenlon		1400m	Overall	(0:12.67)			
2	5	HEROIC TALENT	8	65.8	0:07.60	0:12.40 [3]	0.57L	0:35.63	-1
		Raul Silvera Olivera		1200m	Overall	(0:12.40)			
3	1	TURBO TORQUE	1	68.7	0:07.29	0:12.83 [1]	0.61L	0:36.17	-2
		Ryan Wiggins		1400m	Overall	(0:12.83)			
4	4	RED ENVELOPE	2	67.7	0:07.29	0:12.97 [4]	4.01L	0:36.58	-1
		Chris McIver		1400m	Overall	(0:12.97)			
5	8	STELLAR LEGEND	9	66.1	0:07.42	0:12.77 [6]	4.17L	0:36.28	+4
		Adam Sewell		1400m	Overall	(0:12.77)			
6	3	MISSISSIPPI DREAM	6	66.9	0:07.27	0:13.02 [5]	4.68L	0:36.59	+5
		Fred Larson		1200m	Overall	(0:13.02)			
7	2	KAJETAN	3	67.3	0:07.46	0:12.77 [7]	4.82L	0:36.52	+1
		Tom Orr		1400m	Overall	(0:12.77)			
8	6	I'M NOT GREY	4	66.6	0:07.24	0:12.91 [8]	5.82L	0:36.61	+7
		Jason Taylor		1200m	Overall	(0:12.91)			
9	7	DAWSON DREAMER	7	66.9	0:07.17	0:14.71 [9]	18.15L	0:39.16	+4
		Warwick Satherley		1200m	Overall	(0:14.71)			



Horse/Jockey Name	Ready Lightly
Final Rank	1
Fastest Section Time (Section)	0:07.08 (Overall)
Top Speed [km/h] (Section)	66.5 (1400m)
Race State	Finished



RockhamptonProfessional

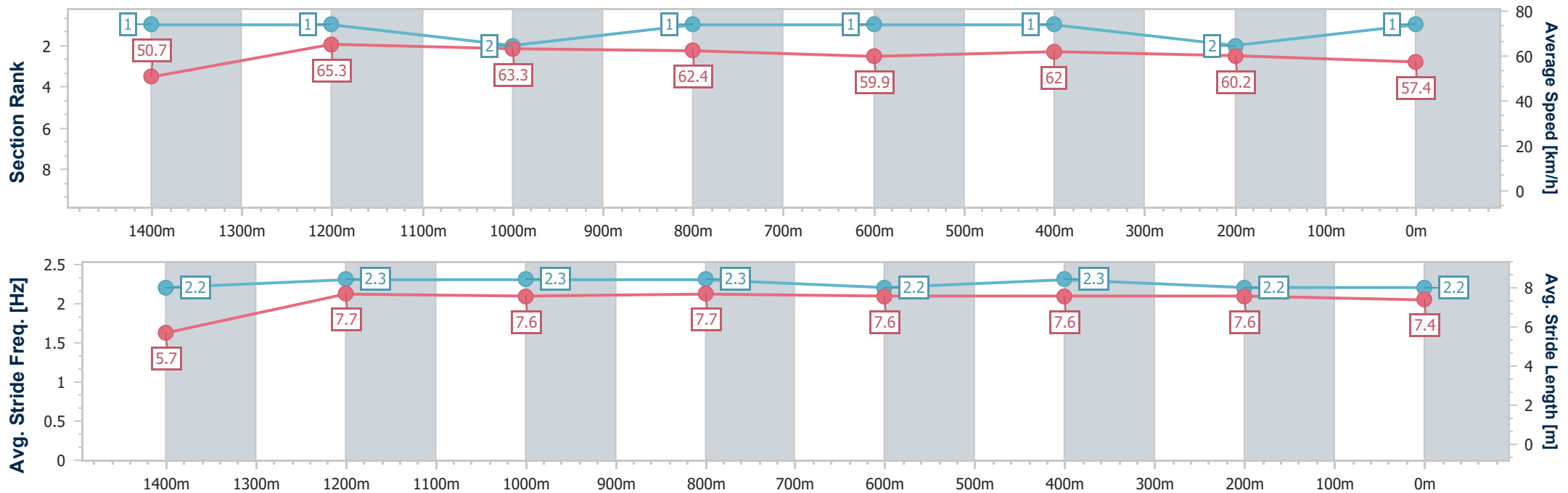
Race 1: Great Northern QTIS Maiden Handicap - 1500m

05 February 2026 - 12:58

Track Rating: Soft 5, Weather: Overcast, Rail Position: +3.5m Entire



Section	Overall	1400m	1200m	1000m	800m	600m	400m	200m					
Section Times	1:29.34 [1] (0:07.08)	1:22.26 [1] (0:11.02)	1:11.24 [1] (0:11.35)	0:59.89 [2] (0:11.49)	0:48.40 [1] (0:12.11)	0:36.29 [1] (0:11.64)	0:24.65 [1] (0:11.98)	0:12.67 [2] (0:12.67)					
Average Speed [km/h]	50.7	65.3	63.3	62.4	59.9	62.0	60.2	57.4					
Top Speed [km/h]	61.8	66.5	66.0	63.6	60.9	62.3	62.0	59.0					
Avg. Dist. to Rail [m]	3.7	1.6	1.1	0.9	1.2	2.5	3.0	3.4					
Avg. Stride Freq. [Hz]	2.2	2.3	2.3	2.3	2.2	2.3	2.2	2.2					
Avg. Stride Length [m]	5.7	7.7	7.6	7.7	7.6	7.6	7.6	7.4					





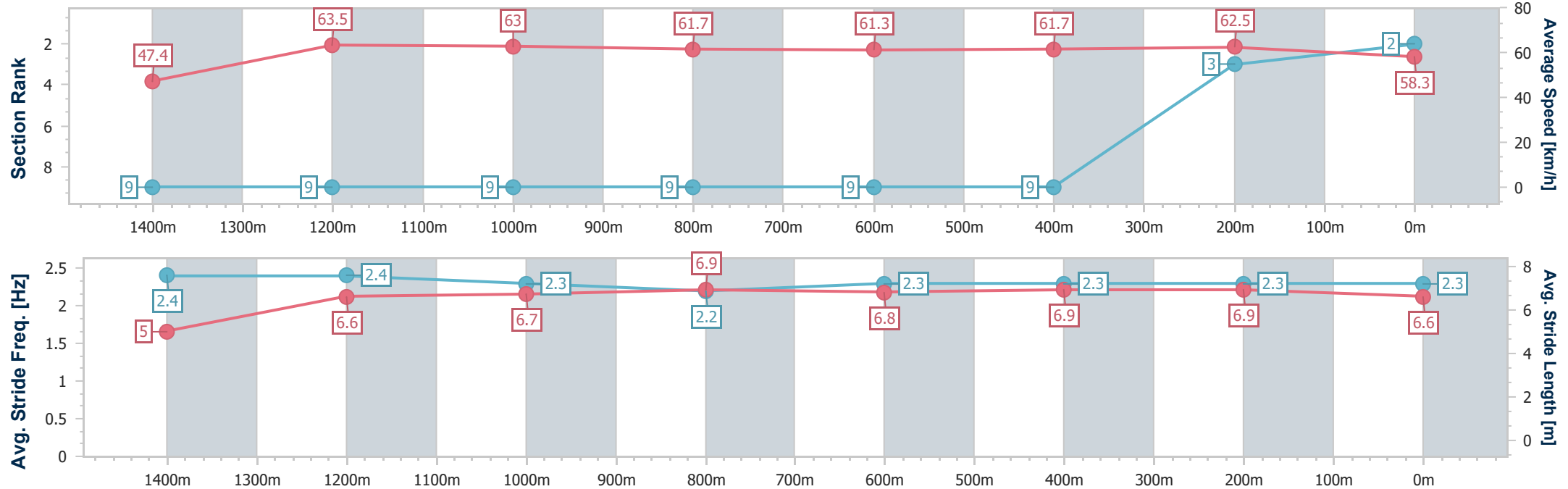
Horse/Jockey Name	Heroic Talent
Final Rank	2
Fastest Section Time (Section)	0:07.60 (Overall)
Top Speed [km/h] (Section)	65.8 (1200m)
Race State	Finished



RockhamptonProfessional  
Race 1: Great Northern QTIS Maiden Handicap - 1500m  
05 February 2026 - 12:58  
Track Rating: Soft 5, Weather: Overcast, Rail Position: +3.5m Entire



Section	Overall	1400m	1200m	1000m	800m	600m	400m	200m					
Section Times	1:29.44 [2] (0:07.60)	1:21.84 [9] (0:11.36)	1:10.48 [9] (0:11.37)	0:59.11 [9] (0:11.62)	0:47.49 [9] (0:11.86)	0:35.63 [9] (0:11.67)	0:23.96 [9] (0:11.56)	0:12.40 [3]					
Average Speed [km/h]	47.4	63.5	63.0	61.7	61.3	61.7	62.5	58.3					
Top Speed [km/h]	59.9	65.2	65.8	62.6	62.5	63.8	64.1	60.5					
Avg. Dist. to Rail [m]	6.1	1.0	0.8	1.1	1.1	3.6	6.0	7.2					
Avg. Stride Freq. [Hz]	2.4	2.4	2.3	2.2	2.3	2.3	2.3	2.3					
Avg. Stride Length [m]	5.0	6.6	6.7	6.9	6.8	6.9	6.9	6.6					



[ ] Ranking at each section and finish  
- - - - - No data available at this section  
NA No data available



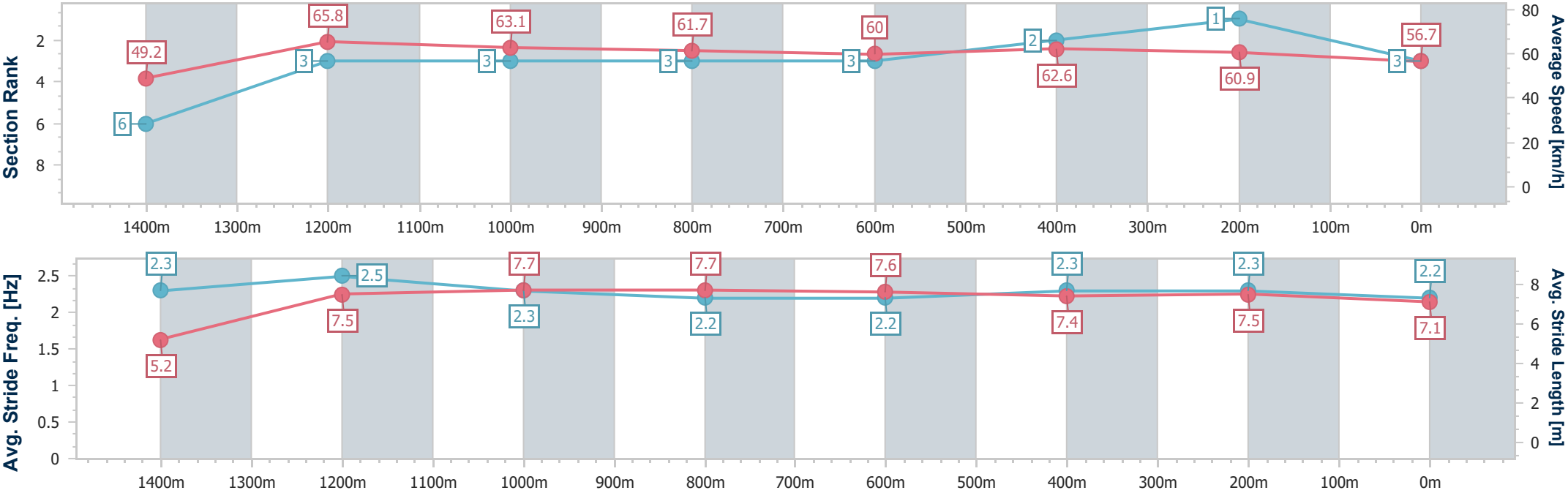
Horse/Jockey Name	Turbo Torque
Final Rank	3
Fastest Section Time (Section)	0:07.29 (Overall)
Top Speed [km/h] (Section)	68.7 (1400m)
Race State	Finished



RockhamptonProfessional  
Race 1: Great Northern QTIS Maiden Handicap - 1500m  
05 February 2026 - 12:58  
Track Rating: Soft 5, Weather: Overcast, Rail Position: +3.5m Entire



Section	Overall	1400m	1200m	1000m	800m	600m	400m	200m					
Section Times	1:29.44 [3] (0:07.29)	1:22.15 [6] (0:10.96)	1:11.19 [3] (0:11.43)	0:59.76 [3] (0:11.60)	0:48.16 [3] (0:11.99)	0:36.17 [3] (0:11.54)	0:24.63 [2] (0:11.80)	0:12.83 [1] (0:12.83)					
Average Speed [km/h]	49.2	65.8	63.1	61.7	60.0	62.6	60.9	56.7					
Top Speed [km/h]	60.0	68.7	66.2	62.5	61.5	63.9	63.5	58.0					
Avg. Dist. to Rail [m]	0.9	0.4	0.5	0.5	0.5	1.8	3.6	3.8					
Avg. Stride Freq. [Hz]	2.3	2.5	2.3	2.2	2.2	2.3	2.3	2.2					
Avg. Stride Length [m]	5.2	7.5	7.7	7.7	7.6	7.4	7.5	7.1					





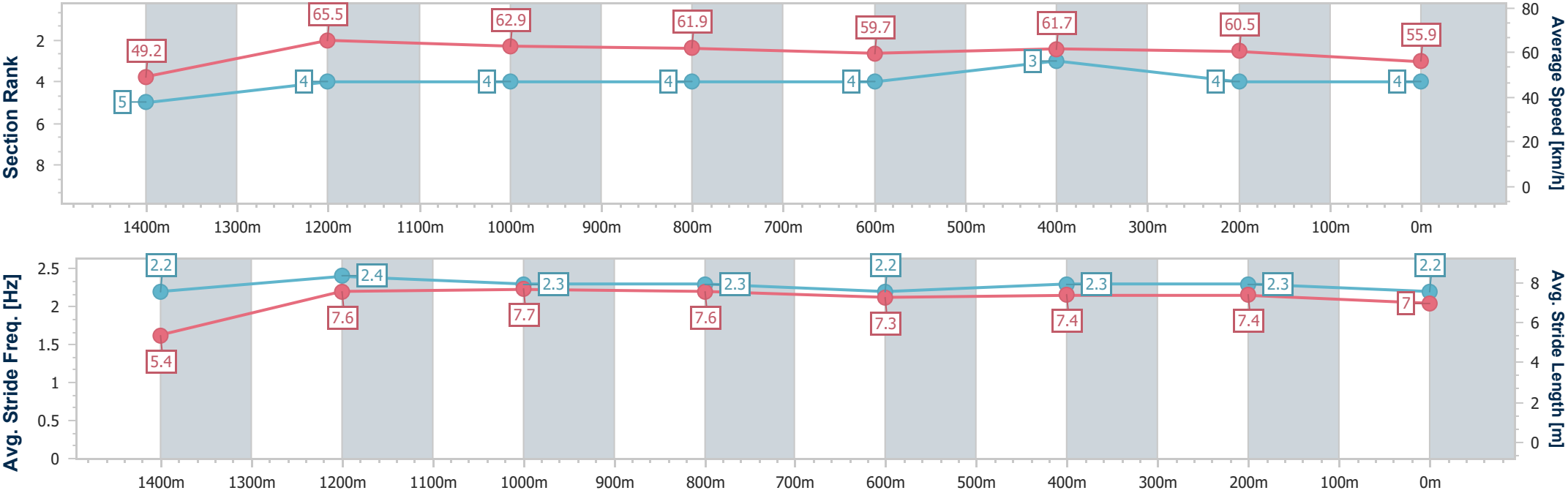
Horse/Jockey Name	Red Envelope
Final Rank	4
Fastest Section Time (Section)	0:07.29 (Overall)
Top Speed [km/h] (Section)	67.7 (1400m)
Race State	Finished



RockhamptonProfessional  
Race 1: Great Northern QTIS Maiden Handicap - 1500m  
05 February 2026 - 12:58  
Track Rating: Soft 5, Weather: Overcast, Rail Position: +3.5m Entire



Section	Overall	1400m	1200m	1000m	800m	600m	400m	200m					
Section Times	1:30.02 [4] (0:07.29)	1:22.73 [5] (0:10.99)	1:11.74 [4] (0:11.44)	1:00.30 [4] (0:11.64)	0:48.66 [4] (0:12.08)	0:36.58 [4] (0:11.71)	0:24.87 [3] (0:11.90)	0:12.97 [4] (0:12.97)					
Average Speed [km/h]	49.2	65.5	62.9	61.9	59.7	61.7	60.5	55.9					
Top Speed [km/h]	61.6	67.7	66.3	63.1	61.4	62.5	62.4	58.9					
Avg. Dist. to Rail [m]	0.6	0.7	0.5	1.0	0.6	4.1	5.2	5.3					
Avg. Stride Freq. [Hz]	2.2	2.4	2.3	2.3	2.2	2.3	2.3	2.2					
Avg. Stride Length [m]	5.4	7.6	7.7	7.6	7.3	7.4	7.4	7.0					





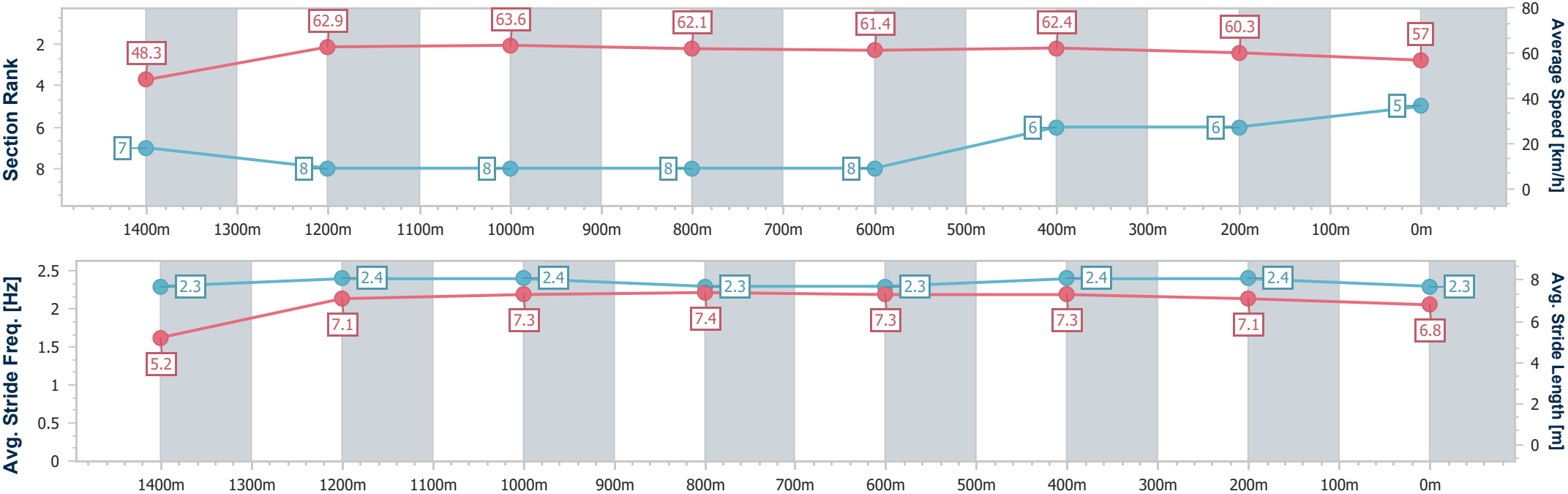
Horse/Jockey Name	Stellar Legend
Final Rank	5
Fastest Section Time (Section)	0:07.42 (Overall)
Top Speed [km/h] (Section)	66.1 (1400m)
Race State	Finished



RockhamptonProfessional  
Race 1: Great Northern QTIS Maiden Handicap - 1500m  
05 February 2026 - 12:58  
Track Rating: Soft 5, Weather: Overcast, Rail Position: +3.5m Entire



Section	Overall	1400m	1200m	1000m	800m	600m	400m	200m					
Section Times	1:30.05 [5] (0:07.42)	1:22.63 [7] (0:11.46)	1:11.17 [8] (0:11.31)	0:59.86 [8] (0:11.63)	0:48.23 [8] (0:11.95)	0:36.28 [8] (0:11.56)	0:24.72 [6] (0:11.95)	0:12.77 [6] (0:12.77)					
Average Speed [km/h]	48.3	62.9	63.6	62.1	61.4	62.4	60.3	57.0					
Top Speed [km/h]	57.0	66.1	65.9	62.8	62.6	63.6	61.1	59.0					
Avg. Dist. to Rail [m]	7.6	2.3	0.6	0.6	2.2	4.3	6.9	9.3					
Avg. Stride Freq. [Hz]	2.3	2.4	2.4	2.3	2.3	2.4	2.4	2.3					
Avg. Stride Length [m]	5.2	7.1	7.3	7.4	7.3	7.3	7.1	6.8					





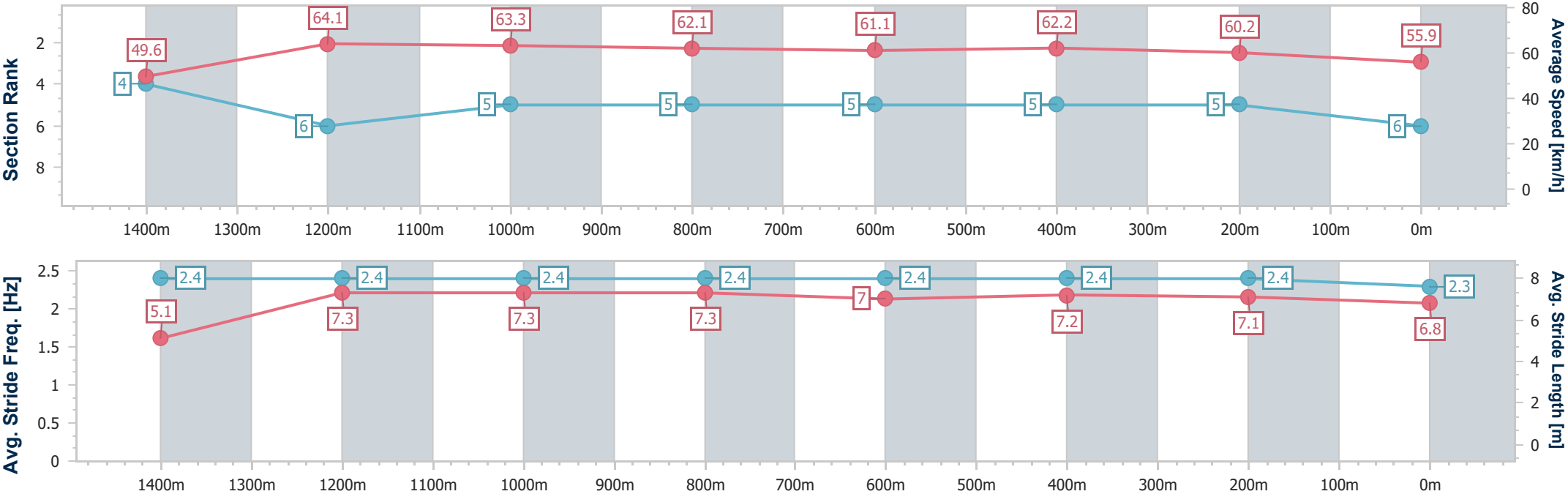
Horse/Jockey Name	Mississippi Dream
Final Rank	6
Fastest Section Time (Section)	0:07.27 (Overall)
Top Speed [km/h] (Section)	66.9 (1200m)
Race State	Finished



RockhamptonProfessional  
Race 1: Great Northern QTIS Maiden Handicap - 1500m  
05 February 2026 - 12:58  
Track Rating: Soft 5, Weather: Overcast, Rail Position: +3.5m Entire



Section	Overall	1400m	1200m	1000m	800m	600m	400m	200m					
Section Times	1:30.14 [6] (0:07.27)	1:22.87 [4] (0:11.24)	1:11.63 [6] (0:11.35)	1:00.28 [5] (0:11.66)	0:48.62 [5] (0:12.03)	0:36.59 [5] (0:11.61)	0:24.98 [5] (0:11.96)	0:13.02 [5] (0:13.02)					
Average Speed [km/h]	49.6	64.1	63.3	62.1	61.1	62.2	60.2	55.9					
Top Speed [km/h]	60.5	66.8	66.9	63.1	62.8	63.0	62.3	58.1					
Avg. Dist. to Rail [m]	4.0	1.3	0.3	0.6	2.9	4.5	6.2	7.1					
Avg. Stride Freq. [Hz]	2.4	2.4	2.4	2.4	2.4	2.4	2.4	2.3					
Avg. Stride Length [m]	5.1	7.3	7.3	7.3	7.0	7.2	7.1	6.8					







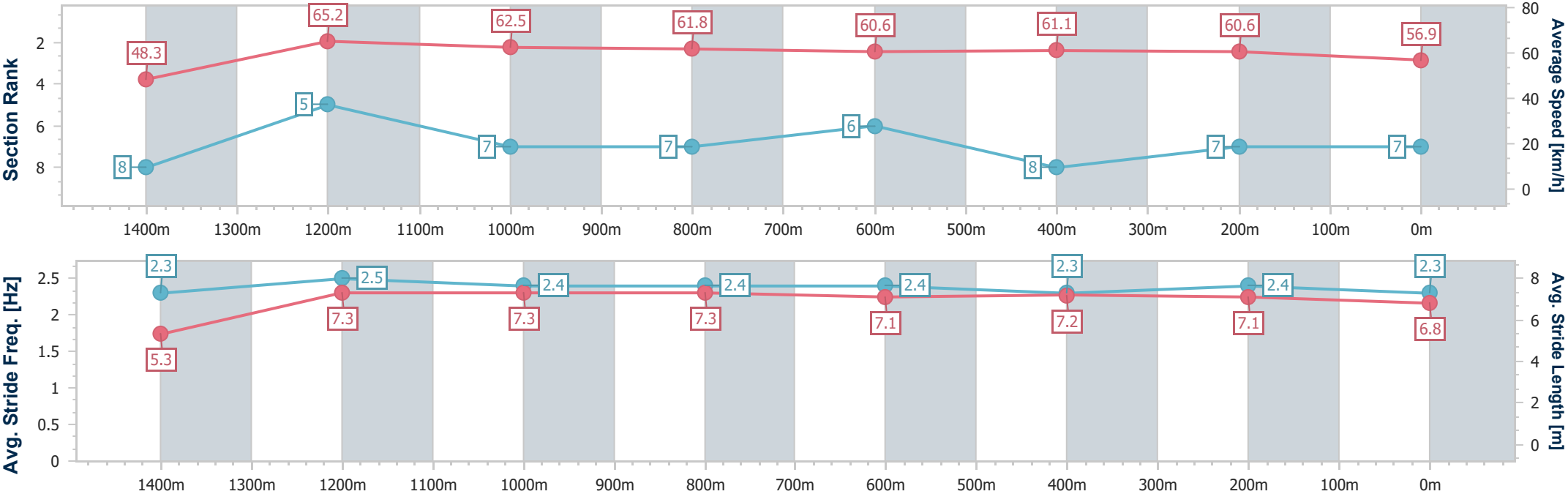
Horse/Jockey Name	Kajetan
Final Rank	7
Fastest Section Time (Section)	0:07.46 (Overall)
Top Speed [km/h] (Section)	67.3 (1400m)
Race State	Finished



RockhamptonProfessional  
Race 1: Great Northern QTIS Maiden Handicap - 1500m  
05 February 2026 - 12:58  
Track Rating: Soft 5, Weather: Overcast, Rail Position: +3.5m Entire



Section	Overall	1400m	1200m	1000m	800m	600m	400m	200m					
Section Times	1:30.16 [7] (0:07.46)	1:22.70 [8] (0:11.01)	1:11.69 [5] (0:11.52)	1:00.17 [7] (0:11.65)	0:48.52 [7] (0:12.00)	0:36.52 [6] (0:11.83)	0:24.69 [8] (0:11.92)	0:12.77 [7] (0:12.77)					
Average Speed [km/h]	48.3	65.2	62.5	61.8	60.6	61.1	60.6	56.9					
Top Speed [km/h]	61.6	67.3	65.8	63.3	63.7	62.4	62.7	58.6					
Avg. Dist. to Rail [m]	0.9	1.5	1.3	0.7	1.4	3.0	2.9	2.7					
Avg. Stride Freq. [Hz]	2.3	2.5	2.4	2.4	2.4	2.3	2.4	2.3					
Avg. Stride Length [m]	5.3	7.3	7.3	7.3	7.1	7.2	7.1	6.8					





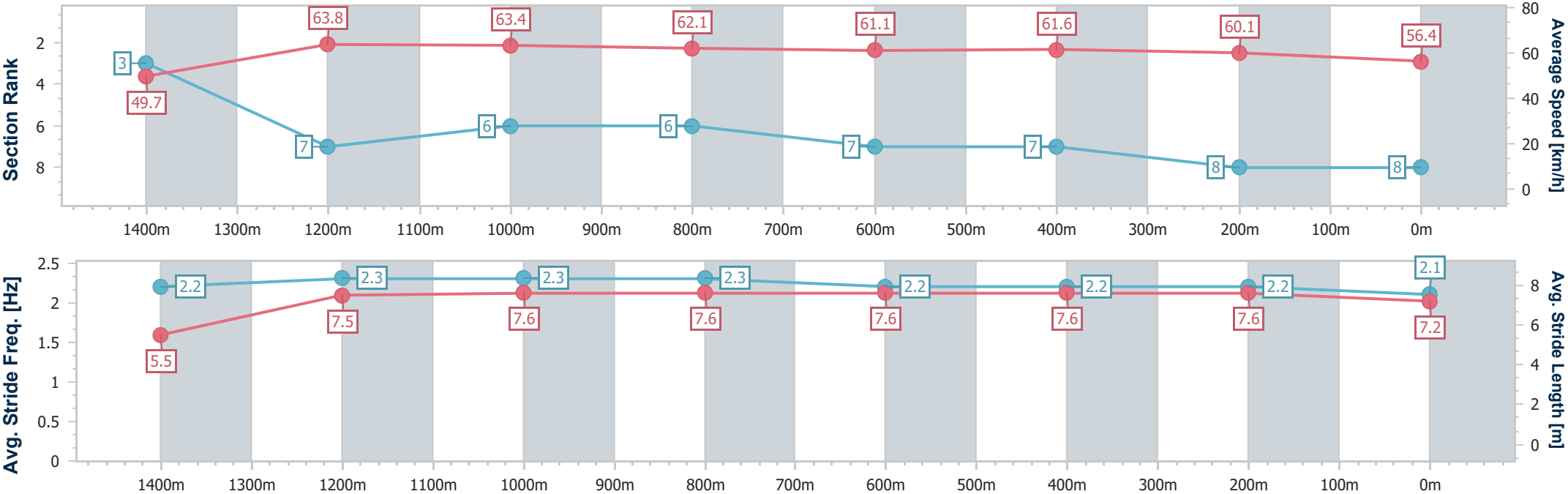
Horse/Jockey Name	I'm Not Grey
Final Rank	8
Fastest Section Time (Section)	0:07.24 (Overall)
Top Speed [km/h] (Section)	66.6 (1200m)
Race State	Finished



RockhamptonProfessional  
Race 1: Great Northern QTIS Maiden Handicap - 1500m  
05 February 2026 - 12:58  
Track Rating: Soft 5, Weather: Overcast, Rail Position: +3.5m Entire



Section	Overall	1400m	1200m	1000m	800m	600m	400m	200m					
Section Times	1:30.33 [8] (0:07.24)	1:23.09 [3] (0:11.32)	1:11.77 [7] (0:11.35)	1:00.42 [6] (0:11.69)	0:48.73 [6] (0:12.12)	0:36.61 [7] (0:11.69)	0:24.92 [7] (0:12.01)	0:12.91 [8] (0:12.91)					
Average Speed [km/h]	49.7	63.8	63.4	62.1	61.1	61.6	60.1	56.4					
Top Speed [km/h]	58.7	66.4	66.6	62.7	61.8	62.6	61.7	57.9					
Avg. Dist. to Rail [m]	2.0	0.8	0.3	1.3	3.4	4.4	4.9	5.8					
Avg. Stride Freq. [Hz]	2.2	2.3	2.3	2.3	2.2	2.2	2.2	2.1					
Avg. Stride Length [m]	5.5	7.5	7.6	7.6	7.6	7.6	7.6	7.2					





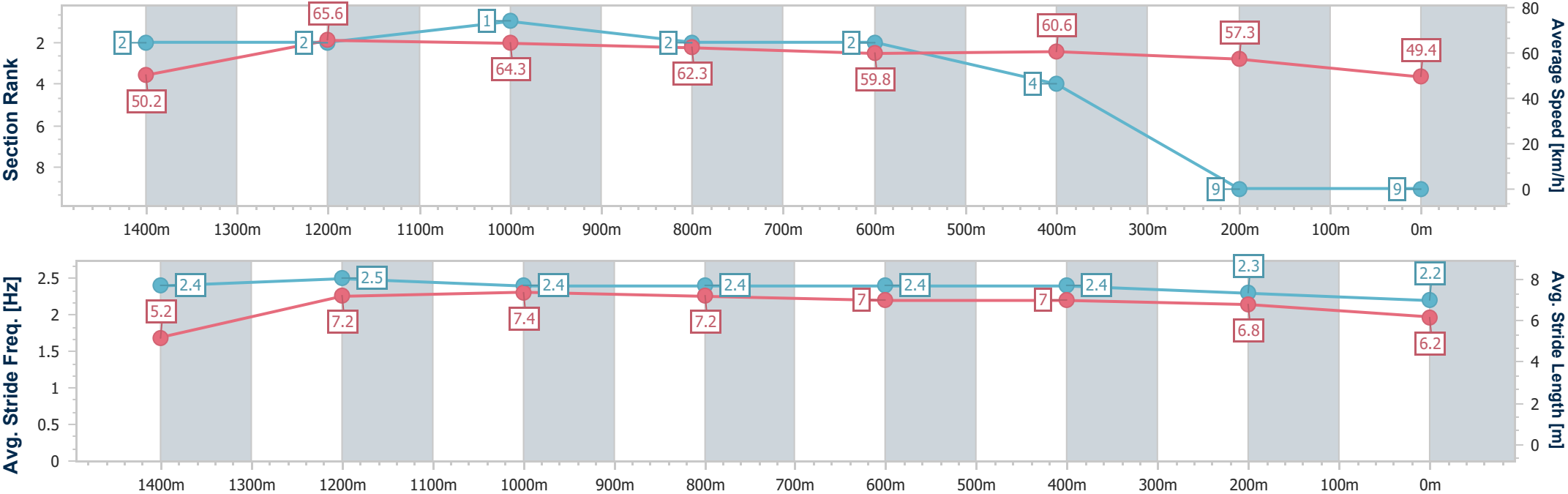
Horse/Jockey Name	Dawson Dreamer
Final Rank	9
Fastest Section Time (Section)	0:07.17 (Overall)
Top Speed [km/h] (Section)	66.9 (1200m)
Race State	Finished



RockhamptonProfessional  
Race 1: Great Northern QTIS Maiden Handicap - 1500m  
05 February 2026 - 12:58  
Track Rating: Soft 5, Weather: Overcast, Rail Position: +3.5m Entire



Section	Overall	1400m	1200m	1000m	800m	600m	400m	200m					
Section Times	1:32.42 [9] (0:07.17)	1:25.25 [2] (0:10.95)	1:14.30 [2] (0:11.23)	1:03.07 [1] (0:11.68)	0:51.39 [2] (0:12.23)	0:39.16 [2] (0:11.90)	0:27.26 [4] (0:12.55)	0:14.71 [9] (0:14.71)					
Average Speed [km/h]	50.2	65.6	64.3	62.3	59.8	60.6	57.3	49.4					
Top Speed [km/h]	62.4	66.7	66.9	65.0	61.1	61.6	61.0	54.1					
Avg. Dist. to Rail [m]	5.5	2.0	1.9	1.7	1.9	3.4	3.8	4.1					
Avg. Stride Freq. [Hz]	2.4	2.5	2.4	2.4	2.4	2.4	2.3	2.2					
Avg. Stride Length [m]	5.2	7.2	7.4	7.2	7.0	7.0	6.8	6.2					





# Rockhampton Professional

## Race 2: TAB QTIS Three-Years-Old Maiden Handicap - 1200m

05 February 2026 - 13:35



Track Rating: Soft 5, Weather: Overcast, Rail Position: +3.5m Entire

Section						Overall	1000m	800m	600m	400m	200m	Last 600m		
Field Times						1:10.09 (0:13.14)	0:56.95 (0:11.26)	0:45.69 (0:11.72)	0:33.97 (0:11.06)	0:22.91 (0:10.96)	0:11.95 (0:11.95)	0:33.97		
Rank	TAB	Horse/Jockey	Barrier	Top Speed [km/h]	Fastest Section							Margin	Distance Travelled [m]	
1	5	GIRLS GOT ATTITUDE	1	66.5	0:10.96	1:10.09 [1]	0:56.90 [2]	0:45.67 [2]	0:33.97 [2]	0:22.91 [1]	0:11.95 [1]	1:10.09	0:33.97	
		Sean Cormack		600m	400m	(0:13.19)	(0:11.23)	(0:11.70)	(0:11.06)	(0:10.96)	(0:11.95)			
2	3	PRECISE TORQUE	7	66.6	0:11.06	1:10.26 [2]	0:57.12 [1]	0:45.86 [1]	0:34.14 [1]	0:23.08 [2]	0:11.92 [2]	1.03L	0:34.14	+6
		Stephanie Tierney		600m	600m	(0:13.14)	(0:11.26)	(0:11.72)	(0:11.06)	(0:11.16)	(0:11.92)			
3	9	READY AND BETTA	5	66.9	0:11.02	1:10.41 [3]	0:56.81 [6]	0:45.46 [7]	0:33.72 [6]	0:22.64 [6]	0:11.62 [5]	1.9L	0:33.72	+2
		Fred Larson		600m	400m	(0:13.60)	(0:11.35)	(0:11.74)	(0:11.08)	(0:11.02)	(0:11.62)			
4	8	LEICA FLAMINGO	2	66.2	0:11.07	1:10.45 [4]	0:56.98 [4]	0:45.79 [4]	0:34.04 [4]	0:22.90 [4]	0:11.83 [3]	2.13L	0:34.04	+0
		Raul Silvera Olivera		600m	400m	(0:13.47)	(0:11.19)	(0:11.75)	(0:11.14)	(0:11.07)	(0:11.83)			
5	6	PACIERA	9	67.4	0:10.94	1:10.46 [5]	0:56.85 [7]	0:45.51 [6]	0:33.66 [7]	0:22.72 [5]	0:11.76 [4]	2.2L	0:33.66	+4
		Cody Collis		400m	600m	(0:13.61)	(0:11.34)	(0:11.85)	(0:10.94)	(0:10.96)	(0:11.76)			
6	7	FROSTY'S GOTCHA	6	66.3	0:11.04	1:11.70 [6]	0:58.19 [5]	0:47.15 [3]	0:35.43 [3]	0:24.25 [3]	0:12.80 [6]	9.5L	0:35.43	+5
		Adam Sewell		1000m	1000m	(0:13.51)	(0:11.04)	(0:11.72)	(0:11.18)	(0:11.45)	(0:12.80)			
7	2	KENNY KOALA	4	65.0	0:11.30	1:12.26 [7]	0:58.84 [3]	0:47.49 [5]	0:35.75 [5]	0:24.45 [7]	0:12.77 [7]	12.8L	0:35.75	+4
		Chris McIver		1000m	600m	(0:13.42)	(0:11.35)	(0:11.74)	(0:11.30)	(0:11.68)	(0:12.77)			

Scratched: Lover Nota Fighter (#4), Two Minds (#1)



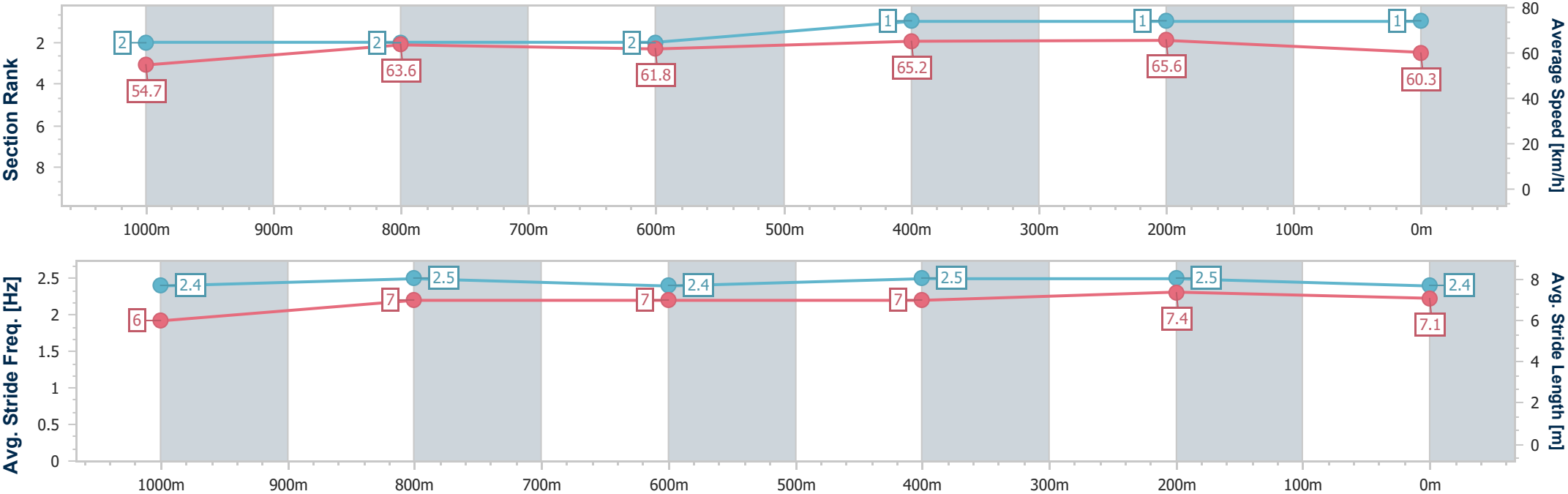
Horse/Jockey Name	Girls Got Attitude
Final Rank	1
Fastest Section Time (Section)	0:10.96 (400m)
Top Speed [km/h] (Section)	66.5 (600m)
Race State	Finished



RockhamptonProfessional  
Race 2: TAB QTIS Three-Years-Old Maiden Handicap - 1200m  
05 February 2026 - 13:35  
Track Rating: Soft 5, Weather: Overcast, Rail Position: +3.5m Entire



Section	Overall	1000m	800m	600m	400m	200m								
Section Times	1:10.09 [1] (0:13.19)	0:56.90 [2] (0:11.23)	0:45.67 [2] (0:11.70)	0:33.97 [2] (0:11.06)	0:22.91 [1] (0:10.96)	0:11.95 [1] (0:11.95)								
Average Speed [km/h]	54.7	63.6	61.8	65.2	65.6	60.3								
Top Speed [km/h]	65.9	65.9	62.7	66.5	66.5	64.1								
Avg. Dist. to Rail [m]	2.5	0.8	0.7	1.2	1.8	1.8								
Avg. Stride Freq. [Hz]	2.4	2.5	2.4	2.5	2.5	2.4								
Avg. Stride Length [m]	6.0	7.0	7.0	7.0	7.4	7.1								





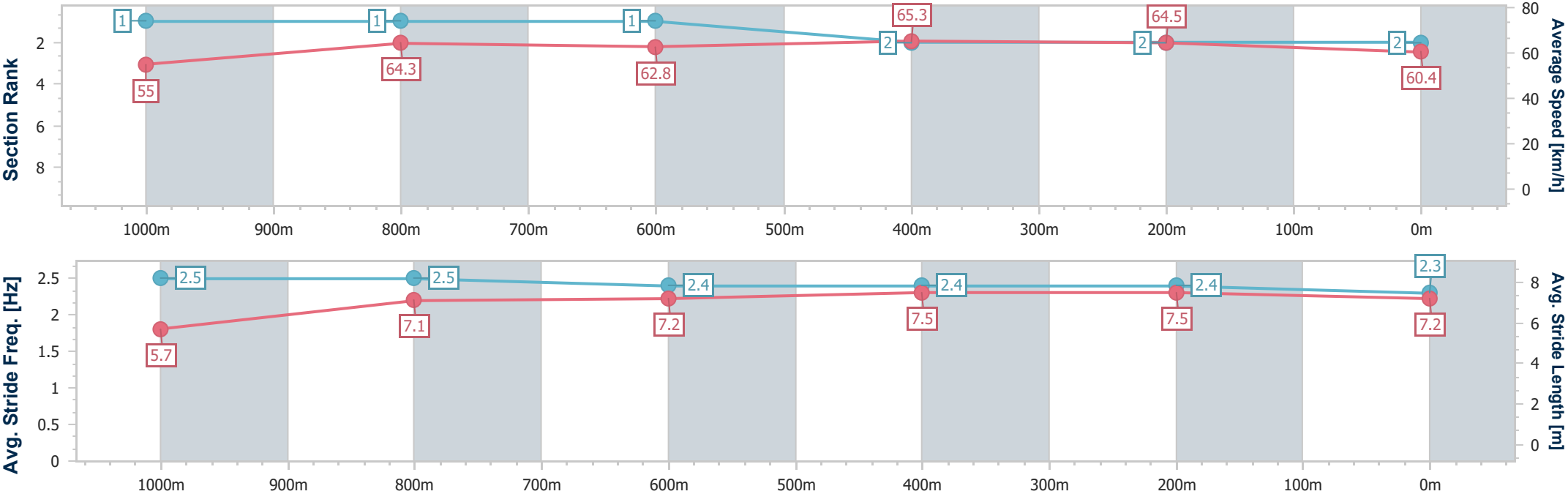
Horse/Jockey Name	Precise Torque
Final Rank	2
Fastest Section Time (Section)	0:11.06 (600m)
Top Speed [km/h] (Section)	66.6 (600m)
Race State	Finished



RockhamptonProfessional  
Race 2: TAB QTIS Three-Years-Old Maiden Handicap - 1200m  
05 February 2026 - 13:35  
Track Rating: Soft 5, Weather: Overcast, Rail Position: +3.5m Entire



Section	Overall	1000m	800m	600m	400m	200m								
Section Times	1:10.26 [2] (0:13.14)	0:57.12 [1] (0:11.26)	0:45.86 [1] (0:11.72)	0:34.14 [1] (0:11.06)	0:23.08 [2] (0:11.16)	0:11.92 [2] (0:11.92)								
Average Speed [km/h]	55.0	64.3	62.8	65.3	64.5	60.4								
Top Speed [km/h]	64.9	65.6	64.7	66.6	66.3	63.3								
Avg. Dist. to Rail [m]	2.0	1.2	2.6	3.2	3.8	4.1								
Avg. Stride Freq. [Hz]	2.5	2.5	2.4	2.4	2.4	2.3								
Avg. Stride Length [m]	5.7	7.1	7.2	7.5	7.5	7.2								





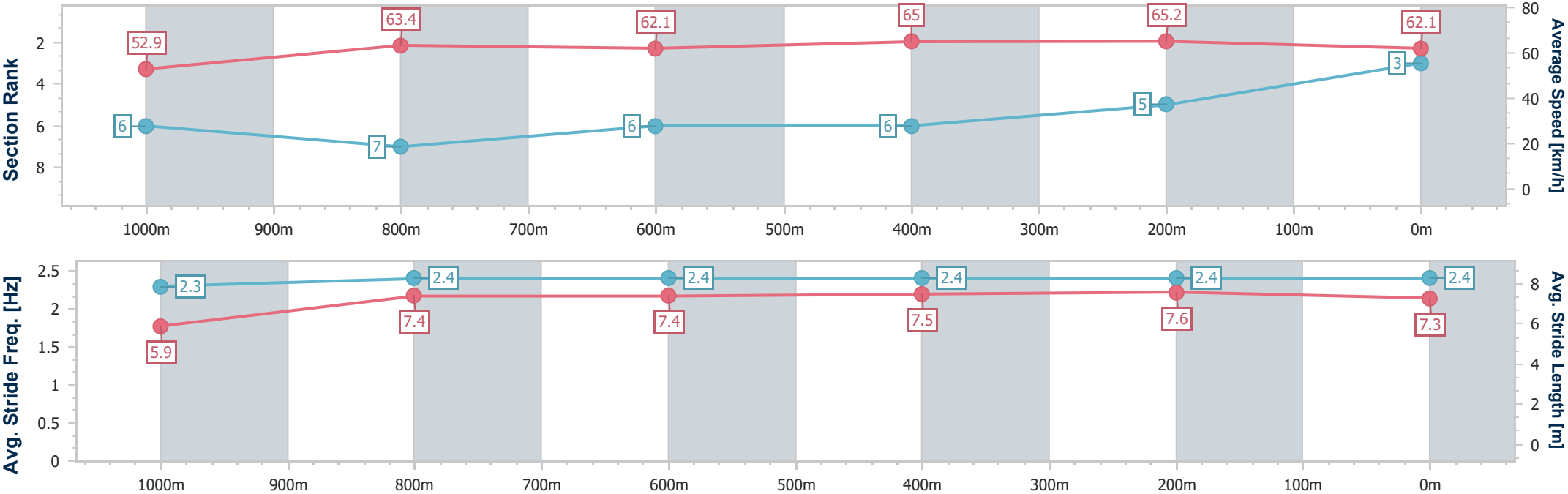
Horse/Jockey Name	Ready And Betta
Final Rank	3
Fastest Section Time (Section)	0:11.02 (400m)
Top Speed [km/h] (Section)	66.9 (600m)
Race State	Finished



RockhamptonProfessional  
Race 2: TAB QTIS Three-Years-Old Maiden Handicap - 1200m  
05 February 2026 - 13:35  
Track Rating: Soft 5, Weather: Overcast, Rail Position: +3.5m Entire



Section	Overall	1000m	800m	600m	400m	200m								
Section Times	1:10.41 [3] (0:13.60)	0:56.81 [6] (0:11.35)	0:45.46 [7] (0:11.74)	0:33.72 [6] (0:11.08)	0:22.64 [6] (0:11.02)	0:11.62 [5] (0:11.62)								
Average Speed [km/h]	52.9	63.4	62.1	65.0	65.2	62.1								
Top Speed [km/h]	64.5	63.9	63.5	66.9	66.8	64.2								
Avg. Dist. to Rail [m]	1.0	0.5	1.3	2.4	3.0	4.5								
Avg. Stride Freq. [Hz]	2.3	2.4	2.4	2.4	2.4	2.4								
Avg. Stride Length [m]	5.9	7.4	7.4	7.5	7.6	7.3								





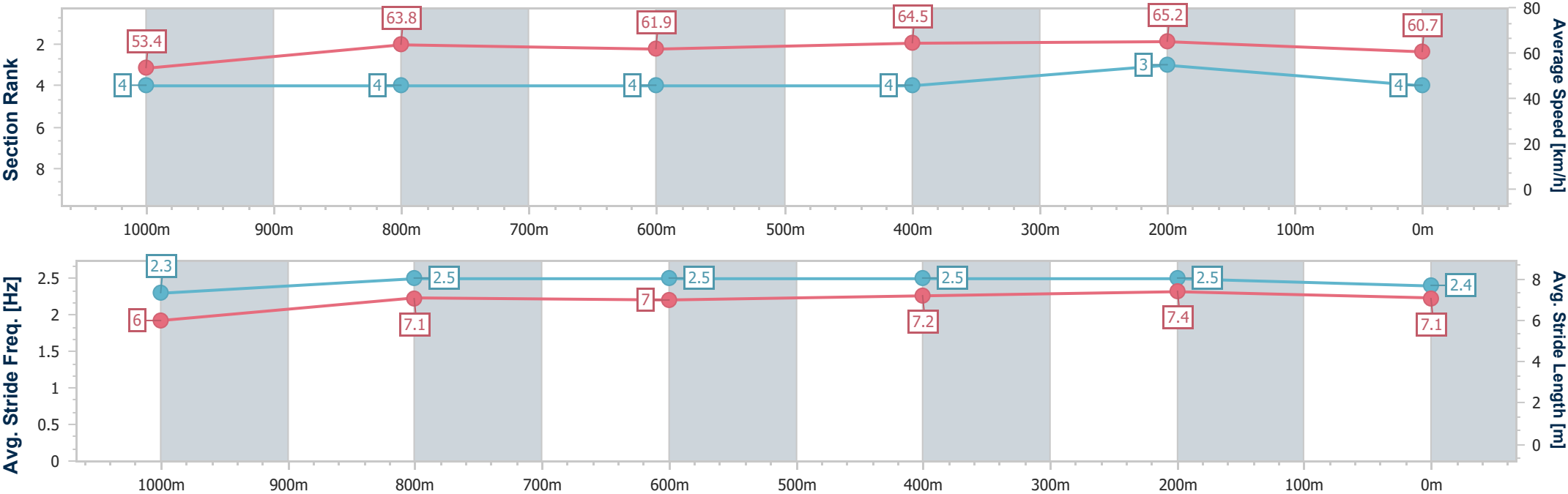
Horse/Jockey Name	Leica Flamingo
Final Rank	4
Fastest Section Time (Section)	0:11.07 (400m)
Top Speed [km/h] (Section)	66.2 (600m)
Race State	Finished



RockhamptonProfessional  
Race 2: TAB QTIS Three-Years-Old Maiden Handicap - 1200m  
05 February 2026 - 13:35  
Track Rating: Soft 5, Weather: Overcast, Rail Position: +3.5m Entire



Section	Overall	1000m	800m	600m	400m	200m								
Section Times	1:10.45 [4] (0:13.47)	0:56.98 [4] (0:11.19)	0:45.79 [4] (0:11.75)	0:34.04 [4] (0:11.14)	0:22.90 [4] (0:11.07)	0:11.83 [3] (0:11.83)								
Average Speed [km/h]	53.4	63.8	61.9	64.5	65.2	60.7								
Top Speed [km/h]	63.7	64.6	63.9	66.2	66.1	63.9								
Avg. Dist. to Rail [m]	1.6	1.4	1.4	2.3	2.7	2.7								
Avg. Stride Freq. [Hz]	2.3	2.5	2.5	2.5	2.5	2.4								
Avg. Stride Length [m]	6.0	7.1	7.0	7.2	7.4	7.1								







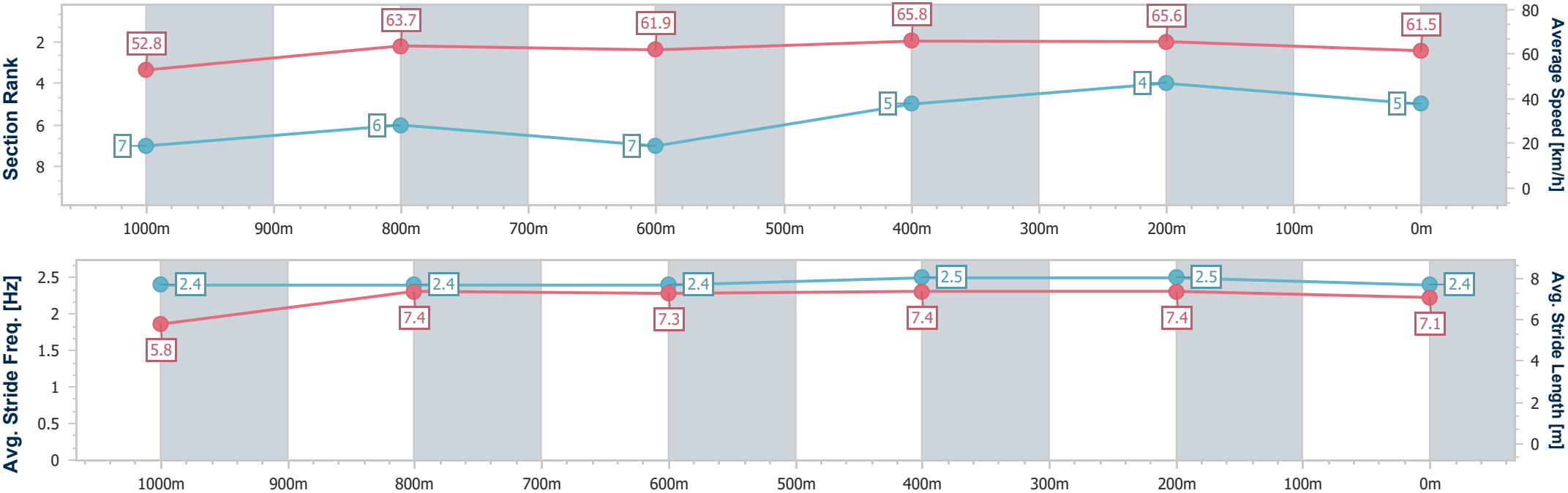
Horse/Jockey Name	Paciera
Final Rank	5
Fastest Section Time (Section)	0:10.94 (600m)
Top Speed [km/h] (Section)	67.4 (400m)
Race State	Finished



RockhamptonProfessional  
Race 2: TAB QTIS Three-Years-Old Maiden Handicap - 1200m  
05 February 2026 - 13:35  
Track Rating: Soft 5, Weather: Overcast, Rail Position: +3.5m Entire



Section	Overall	1000m	800m	600m	400m	200m								
Section Times	1:10.46 [5] (0:13.61)	0:56.85 [7] (0:11.34)	0:45.51 [6] (0:11.85)	0:33.66 [7] (0:10.94)	0:22.72 [5] (0:10.96)	0:11.76 [4] (0:11.76)								
Average Speed [km/h]	52.8	63.7	61.9	65.8	65.6	61.5								
Top Speed [km/h]	64.6	64.8	63.3	67.2	67.4	64.3								
Avg. Dist. to Rail [m]	0.7	0.5	2.1	4.3	5.0	5.7								
Avg. Stride Freq. [Hz]	2.4	2.4	2.4	2.5	2.5	2.4								
Avg. Stride Length [m]	5.8	7.4	7.3	7.4	7.4	7.1								





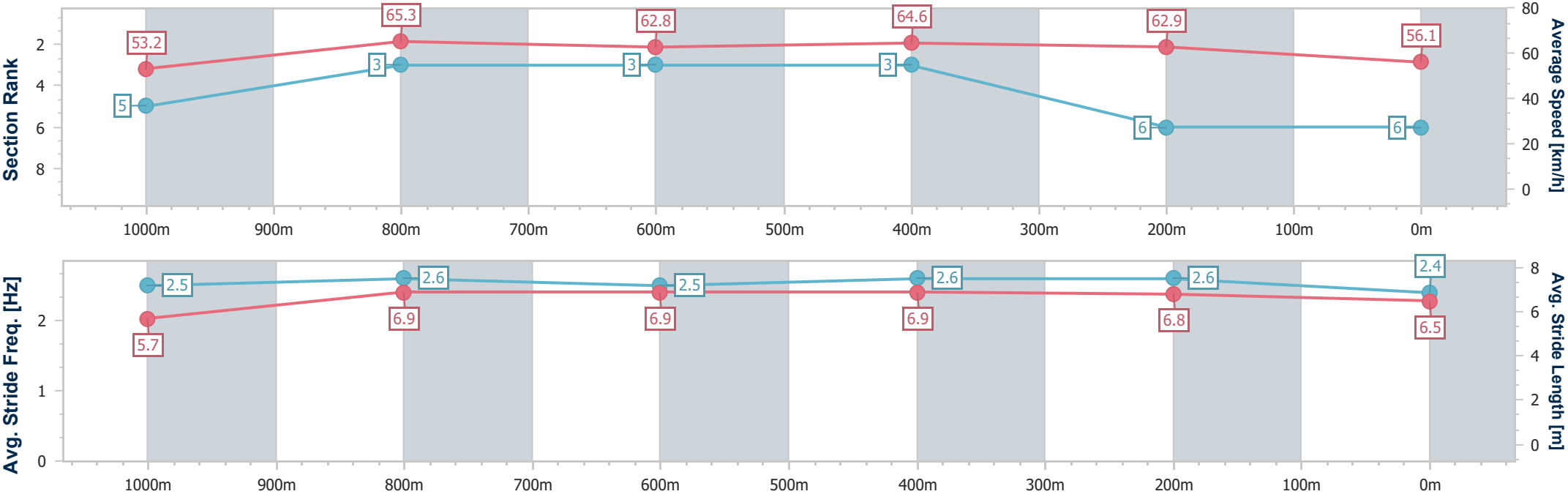
Horse/Jockey Name	Frosty's Gotcha
Final Rank	6
Fastest Section Time (Section)	0:11.04 (1000m)
Top Speed [km/h] (Section)	66.3 (1000m)
Race State	Finished



RockhamptonProfessional  
Race 2: TAB QTIS Three-Years-Old Maiden Handicap - 1200m  
05 February 2026 - 13:35  
Track Rating: Soft 5, Weather: Overcast, Rail Position: +3.5m Entire



Section	Overall	1000m	800m	600m	400m	200m							
Section Times	1:11.70 [6] (0:13.51)	0:58.19 [5] (0:11.04)	0:47.15 [3] (0:11.72)	0:35.43 [3] (0:11.18)	0:24.25 [3] (0:11.45)	0:12.80 [6] (0:12.80)							
Average Speed [km/h]	53.2	65.3	62.8	64.6	62.9	56.1							
Top Speed [km/h]	65.5	66.3	64.5	65.7	65.7	60.1							
Avg. Dist. to Rail [m]	1.3	0.7	2.5	4.5	5.0	5.9							
Avg. Stride Freq. [Hz]	2.5	2.6	2.5	2.6	2.6	2.4							
Avg. Stride Length [m]	5.7	6.9	6.9	6.9	6.8	6.5							





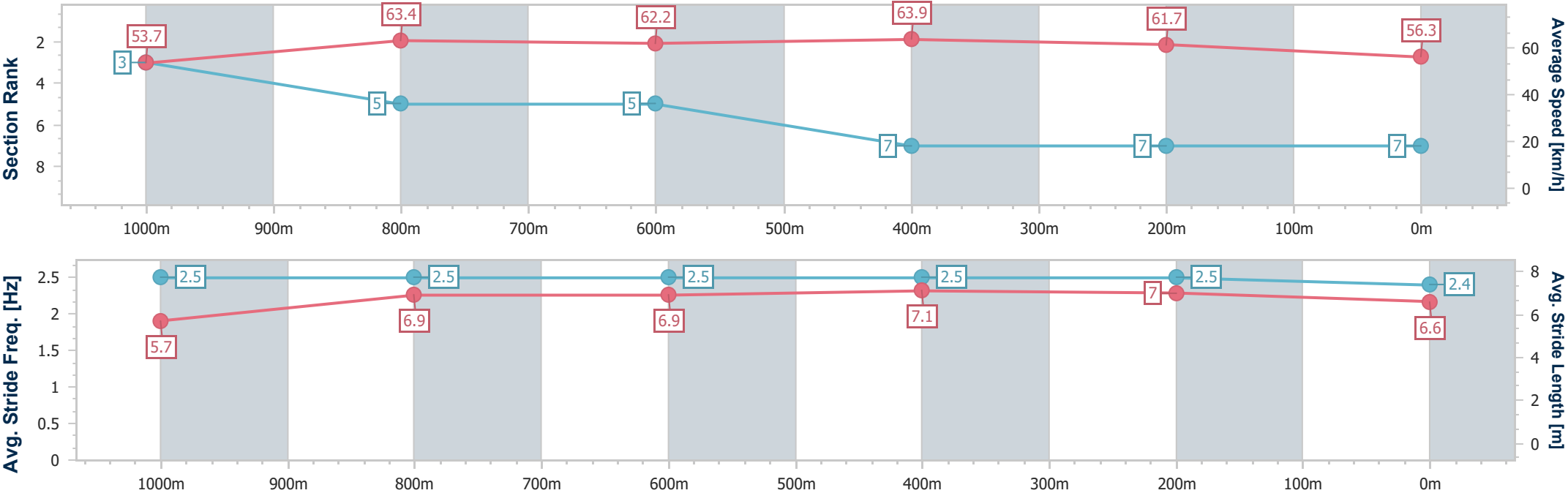
Horse/Jockey Name	Kenny Koala
Final Rank	7
Fastest Section Time (Section)	0:11.30 (600m)
Top Speed [km/h] (Section)	65.0 (1000m)
Race State	Finished



RockhamptonProfessional  
Race 2: TAB QTIS Three-Years-Old Maiden Handicap - 1200m  
05 February 2026 - 13:35  
Track Rating: Soft 5, Weather: Overcast, Rail Position: +3.5m Entire



Section	Overall	1000m	800m	600m	400m	200m							
Section Times	1:12.26 [7] (0:13.42)	0:58.84 [3] (0:11.35)	0:47.49 [5] (0:11.74)	0:35.75 [5] (0:11.30)	0:24.45 [7] (0:11.68)	0:12.77 [7] (0:12.77)							
Average Speed [km/h]	53.7	63.4	62.2	63.9	61.7	56.3							
Top Speed [km/h]	64.2	65.0	63.3	64.6	64.5	59.7							
Avg. Dist. to Rail [m]	1.2	0.3	2.1	3.6	4.0	4.9							
Avg. Stride Freq. [Hz]	2.5	2.5	2.5	2.5	2.5	2.4							
Avg. Stride Length [m]	5.7	6.9	6.9	7.1	7.0	6.6							





Rockhampton Professional  
Race 3: DLV Finance BM72 Handicap - 1050m  
05 February 2026 - 14:08



Track Rating: Soft 5, Weather: Overcast, Rail Position: +3.5m Entire

Section						Overall	1000m	800m	600m	400m	200m	Last 600m		
Field Times						0:59.75 (0:03.94)	0:55.81 (0:11.43)	0:44.38 (0:11.30)	0:33.08 (0:11.00)	0:22.08 (0:10.75)	0:11.33 (0:11.33)	0:33.08		
Rank	TAB	Horse/Jockey	Barrier	Top Speed [km/h]	Fastest Section							Margin	Distance Travelled [m]	
1	4	KING SPIRIT	6	69.4	0:04.07	0:59.75 [1]	0:55.68 [3]	0:43.92 [4]	0:32.70 [3]	0:21.88 [3]	0:11.29 [2]	0:59.76	0:32.70	
		Stephanie Tierney		400m	Overall	(0:04.07)	(0:11.76)	(0:11.22)	(0:10.82)	(0:10.59)	(0:11.29)			
2	5	PRESOCRATICS	7	69.9	0:04.37	0:59.95 [2]	0:55.58 [6]	0:43.99 [5]	0:32.68 [6]	0:21.92 [5]	0:11.36 [3]	1.16L	0:32.68 +4	
		Jason Taylor		600m	Overall	(0:04.37)	(0:11.59)	(0:11.31)	(0:10.76)	(0:10.56)	(0:11.36)			
3	3	KAI MONDO	5	68.8	0:03.94	1:00.16 [3]	0:56.22 [1]	0:44.72 [2]	0:33.44 [2]	0:22.49 [1]	0:11.74 [1]	2.44L	0:33.44 +0	
		Tom Orr		600m	Overall	(0:03.94)	(0:11.50)	(0:11.28)	(0:10.95)	(0:10.75)	(0:11.74)			
4	2	CAPTAIN FOX	3	68.5	0:04.08	1:00.66 [4]	0:56.58 [4]	0:45.03 [3]	0:33.58 [4]	0:22.65 [4]	0:11.83 [5]	5.37L	0:33.58 +3	
		Amy Graham		600m	Overall	(0:04.08)	(0:11.55)	(0:11.45)	(0:10.93)	(0:10.82)	(0:11.83)			
5	6	PRETTY SLICK	4	68.2	0:03.97	1:00.78 [5]	0:56.81 [2]	0:45.41 [1]	0:34.11 [1]	0:23.04 [2]	0:12.12 [4]	6.09L	0:34.11 +2	
		McKenzie Apel		600m	Overall	(0:03.97)	(0:11.40)	(0:11.30)	(0:11.07)	(0:10.92)	(0:12.12)			
6	7	FLOSS'S ONE	2	67.7	0:04.24	1:01.10 [6]	0:56.86 [5]	0:45.09 [6]	0:33.98 [5]	0:22.92 [6]	0:11.97 [6]	7.93L	0:33.98 -3	
		Maddie Mankelow		400m	Overall	(0:04.24)	(0:11.77)	(0:11.11)	(0:11.06)	(0:10.95)	(0:11.97)			

Scratched: Smiling Zac (#1)



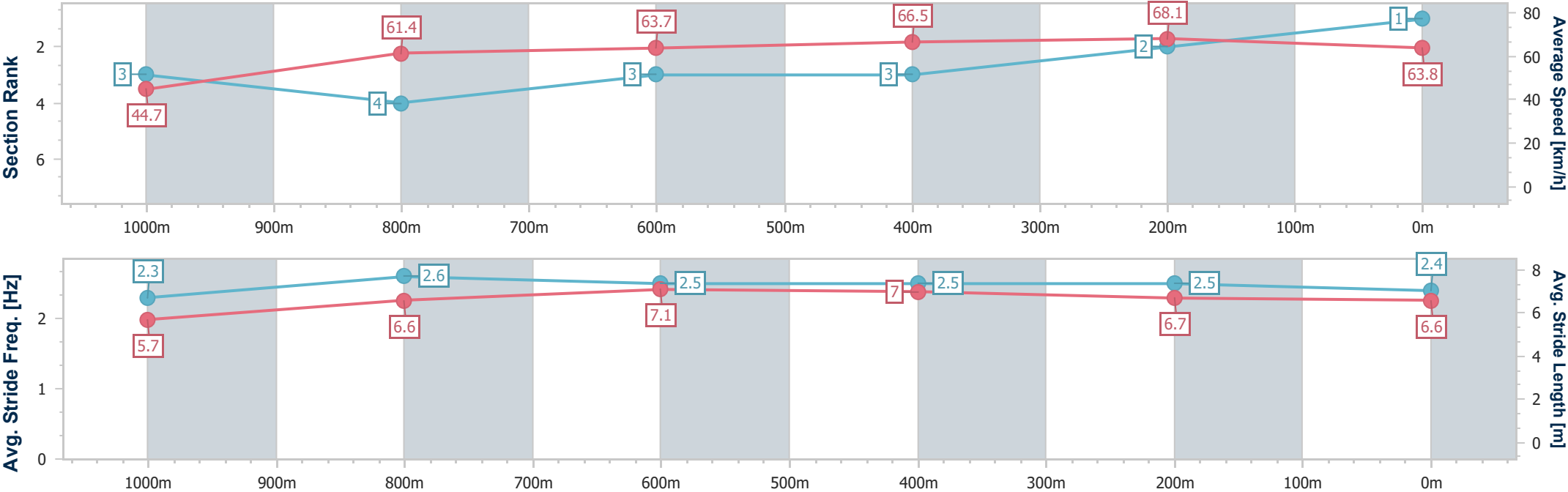
Horse/Jockey Name	King Spirit
Final Rank	1
Fastest Section Time (Section)	0:04.07 (Overall)
Top Speed [km/h] (Section)	69.4 (400m)
Race State	Finished



RockhamptonProfessional  
Race 3: DLV Finance BM72 Handicap - 1050m  
05 February 2026 - 14:08  
Track Rating: Soft 5, Weather: Overcast, Rail Position: +3.5m Entire



Section	Overall	1000m	800m	600m	400m	200m								
Section Times	0:59.75 [1] (0:04.07)	0:55.68 [3] (0:11.76)	0:43.92 [4] (0:11.22)	0:32.70 [3] (0:10.82)	0:21.88 [3] (0:10.59)	0:11.29 [2] (0:11.29)								
Average Speed [km/h]	44.7	61.4	63.7	66.5	68.1	63.8								
Top Speed [km/h]	55.0	65.9	66.4	69.1	69.4	67.1								
Avg. Dist. to Rail [m]	6.0	1.6	0.6	1.2	3.6	5.5								
Avg. Stride Freq. [Hz]	2.3	2.6	2.5	2.5	2.5	2.4								
Avg. Stride Length [m]	5.7	6.6	7.1	7.0	6.7	6.6								





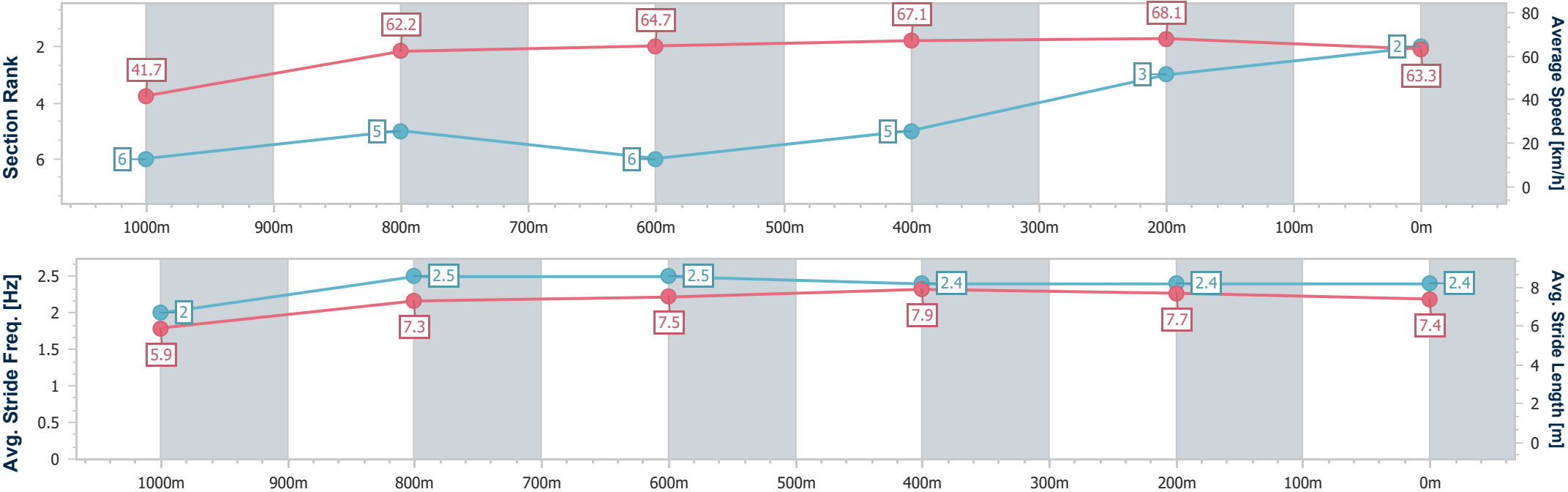
Horse/Jockey Name	Presocratics
Final Rank	2
Fastest Section Time (Section)	0:04.37 (Overall)
Top Speed [km/h] (Section)	69.9 (600m)
Race State	Finished



RockhamptonProfessional  
Race 3: DLV Finance BM72 Handicap - 1050m  
05 February 2026 - 14:08  
Track Rating: Soft 5, Weather: Overcast, Rail Position: +3.5m Entire



Section	Overall	1000m	800m	600m	400m	200m								
Section Times	0:59.95 [2] (0:04.37)	0:55.58 [6] (0:11.59)	0:43.99 [5] (0:11.31)	0:32.68 [6] (0:10.76)	0:21.92 [5] (0:10.56)	0:11.36 [3] (0:11.36)								
Average Speed [km/h]	41.7	62.2	64.7	67.1	68.1	63.3								
Top Speed [km/h]	55.2	65.4	67.5	69.9	69.9	67.0								
Avg. Dist. to Rail [m]	5.8	0.8	1.9	3.7	6.5	8.9								
Avg. Stride Freq. [Hz]	2.0	2.5	2.5	2.4	2.4	2.4								
Avg. Stride Length [m]	5.9	7.3	7.5	7.9	7.7	7.4								





Horse/Jockey Name	Kai Mondo
Final Rank	3
Fastest Section Time (Section)	0:03.94 (Overall)
Top Speed [km/h] (Section)	68.8 (600m)
Race State	Finished

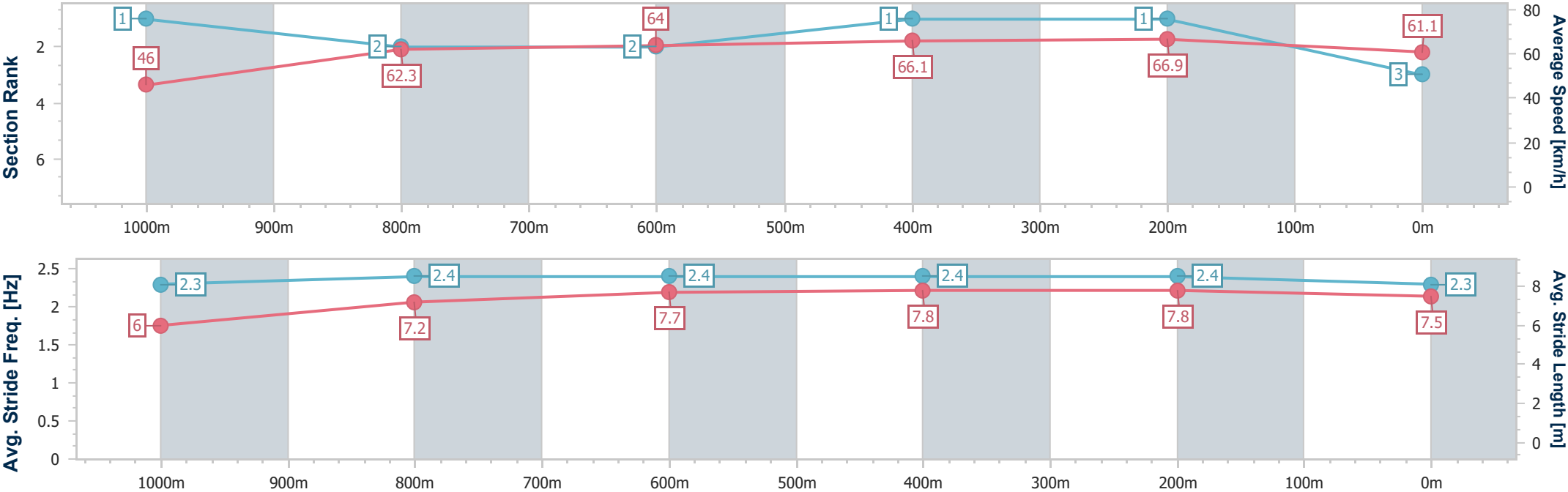


RockhamptonProfessional  
Race 3: DLV Finance BM72 Handicap - 1050m  
05 February 2026 - 14:08



Track Rating: Soft 5, Weather: Overcast, Rail Position: +3.5m Entire

Section	Overall	1000m	800m	600m	400m	200m							
Section Times	1:00.16 [3] (0:03.94)	0:56.22 [1] (0:11.50)	0:44.72 [2] (0:11.28)	0:33.44 [2] (0:10.95)	0:22.49 [1] (0:10.75)	0:11.74 [1] (0:11.74)							
Average Speed [km/h]	46.0	62.3	64.0	66.1	66.9	61.1							
Top Speed [km/h]	56.7	66.8	67.6	68.8	68.7	65.4							
Avg. Dist. to Rail [m]	3.7	1.2	1.1	2.2	3.9	5.3							
Avg. Stride Freq. [Hz]	2.3	2.4	2.4	2.4	2.4	2.3							
Avg. Stride Length [m]	6.0	7.2	7.7	7.8	7.8	7.5							





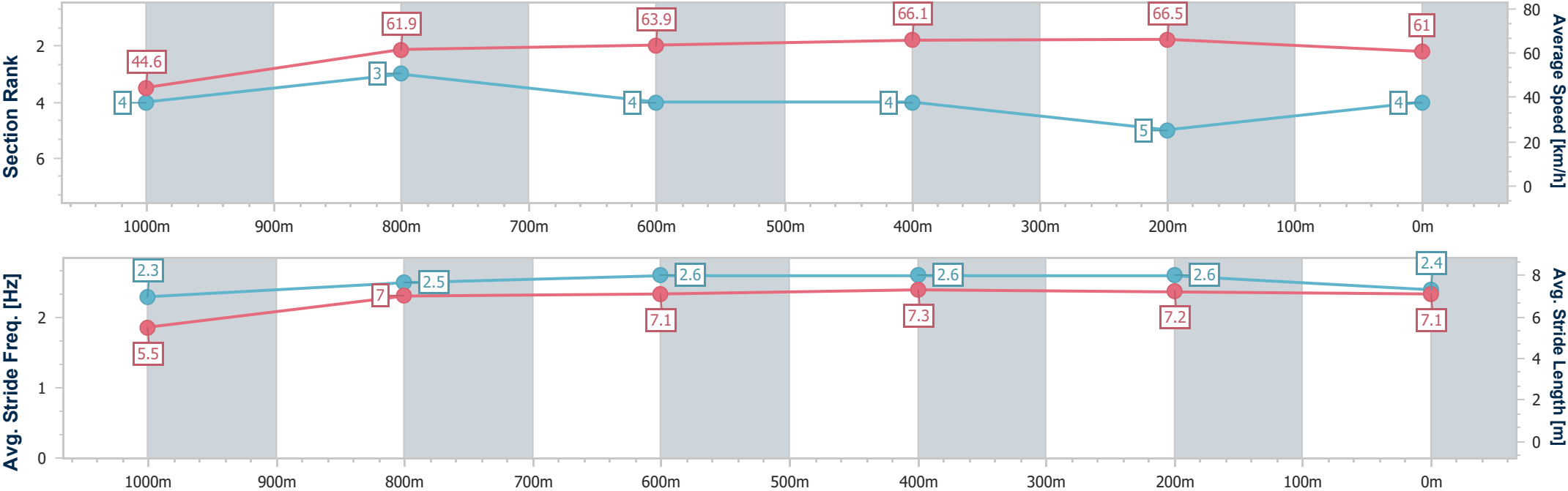
Horse/Jockey Name	Captain Fox
Final Rank	4
Fastest Section Time (Section)	0:04.08 (Overall)
Top Speed [km/h] (Section)	68.5 (600m)
Race State	Finished



RockhamptonProfessional  
Race 3: DLV Finance BM72 Handicap - 1050m  
05 February 2026 - 14:08  
Track Rating: Soft 5, Weather: Overcast, Rail Position: +3.5m Entire



Section	Overall	1000m	800m	600m	400m	200m							
Section Times	1:00.66 [4] (0:04.08)	0:56.58 [4] (0:11.55)	0:45.03 [3] (0:11.45)	0:33.58 [4] (0:10.93)	0:22.65 [4] (0:10.82)	0:11.83 [5] (0:11.83)							
Average Speed [km/h]	44.6	61.9	63.9	66.1	66.5	61.0							
Top Speed [km/h]	55.8	67.1	66.3	68.5	68.2	64.8							
Avg. Dist. to Rail [m]	1.8	1.2	2.1	3.5	4.1	6.2							
Avg. Stride Freq. [Hz]	2.3	2.5	2.6	2.6	2.6	2.4							
Avg. Stride Length [m]	5.5	7.0	7.1	7.3	7.2	7.1							







Horse/Jockey Name	Pretty Slick
Final Rank	5
Fastest Section Time (Section)	0:03.97 (Overall)
Top Speed [km/h] (Section)	68.2 (600m)
Race State	Finished

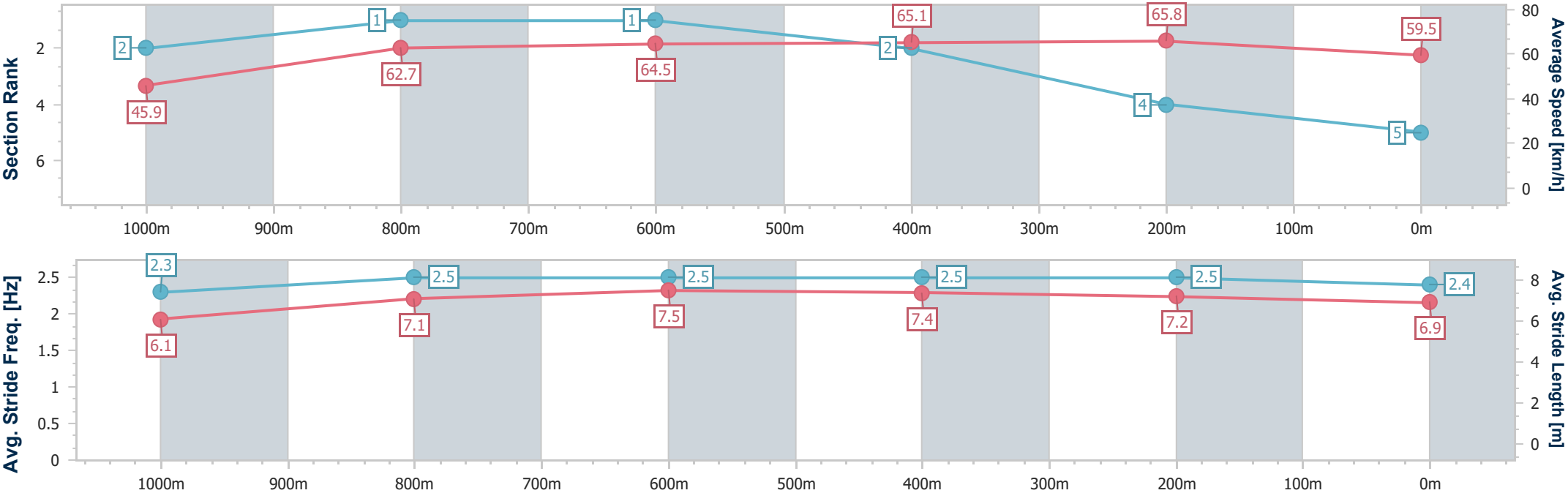


RockhamptonProfessional  
Race 3: DLV Finance BM72 Handicap - 1050m  
05 February 2026 - 14:08



Track Rating: Soft 5, Weather: Overcast, Rail Position: +3.5m Entire

Section	Overall	1000m	800m	600m	400m	200m								
Section Times	1:00.78 [5] (0:03.97)	0:56.81 [2] (0:11.40)	0:45.41 [1] (0:11.30)	0:34.11 [1] (0:11.07)	0:23.04 [2] (0:10.92)	0:12.12 [4] (0:12.12)								
Average Speed [km/h]	45.9	62.7	64.5	65.1	65.8	59.5								
Top Speed [km/h]	58.0	66.9	67.2	68.2	67.8	62.5								
Avg. Dist. to Rail [m]	3.8	1.1	1.4	2.3	2.5	4.2								
Avg. Stride Freq. [Hz]	2.3	2.5	2.5	2.5	2.5	2.4								
Avg. Stride Length [m]	6.1	7.1	7.5	7.4	7.2	6.9								





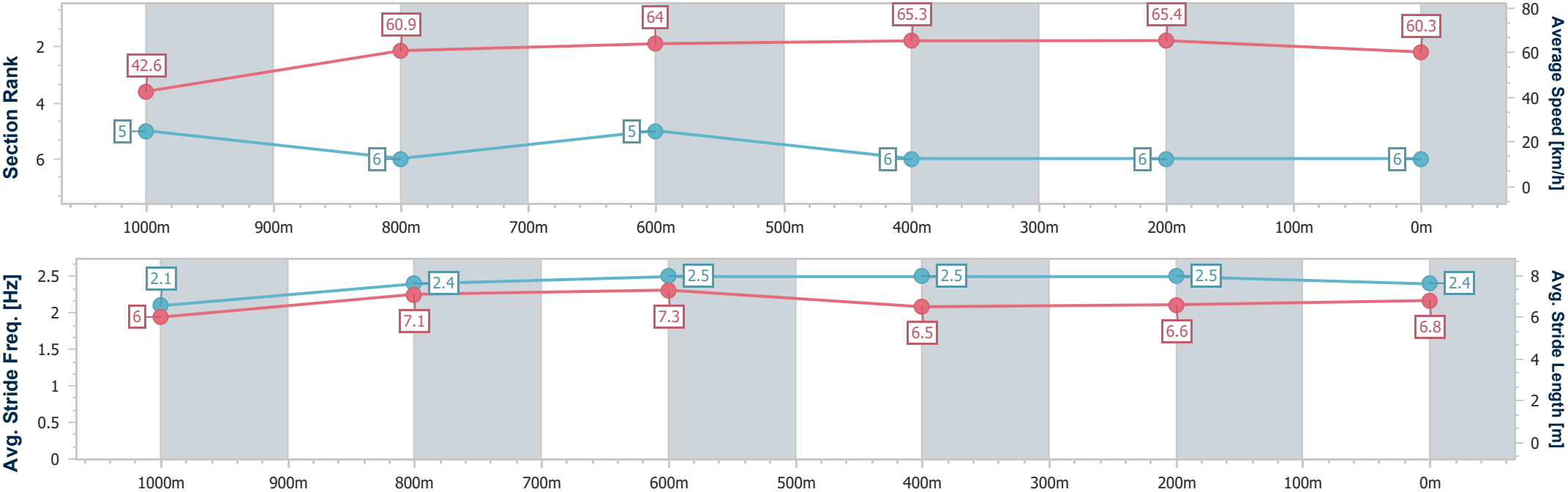
Horse/Jockey Name	Floss's One
Final Rank	6
Fastest Section Time (Section)	0:04.24 (Overall)
Top Speed [km/h] (Section)	67.7 (400m)
Race State	Finished



RockhamptonProfessional  
Race 3: DLV Finance BM72 Handicap - 1050m  
05 February 2026 - 14:08  
Track Rating: Soft 5, Weather: Overcast, Rail Position: +3.5m Entire



Section	Overall	1000m	800m	600m	400m	200m							
Section Times	1:01.10 [6] (0:04.24)	0:56.86 [5] (0:11.77)	0:45.09 [6] (0:11.11)	0:33.98 [5] (0:11.06)	0:22.92 [6] (0:10.95)	0:11.97 [6] (0:11.97)							
Average Speed [km/h]	42.6	60.9	64.0	65.3	65.4	60.3							
Top Speed [km/h]	54.3	64.6	65.8	67.5	67.7	63.6							
Avg. Dist. to Rail [m]	1.2	1.1	1.2	1.6	4.6	7.8							
Avg. Stride Freq. [Hz]	2.1	2.4	2.5	2.5	2.5	2.4							
Avg. Stride Length [m]	6.0	7.1	7.3	6.5	6.6	6.8							





# Rockhampton Professional

## Race 4: Hotondo Homes QTIS Maiden Plate - 1050m

05 February 2026 - 14:43



Track Rating: Soft 5, Weather: Overcast, Rail Position: +3.5m Entire

Section		Overall				1000m	800m	600m	400m	200m	Last 600m		
Field Times		0:59.87 (0:03.49)				0:56.38 (0:10.92)	0:45.46 (0:10.89)	0:34.57 (0:10.75)	0:23.82 (0:11.22)	0:12.60 (0:12.60)	0:34.57		
Rank	TAB	Horse/Jockey	Barrier	Top Speed [km/h]	Fastest Section							Margin	Distance Travelled [m]
1	11	READY MAREA	4	67.8	0:03.77	0:59.87 [1]	0:56.10 [7]	0:45.12 [3]	0:34.16 [3]	0:23.41 [3]	0:12.29 [2]	0:59.87	0:34.16
		Chris McIver		600m	Overall	(0:03.77)	(0:10.98)	(0:10.96)	(0:10.75)	(0:11.12)	(0:12.29)		
2	5	ANTHROPOLOGY	8	70.1	0:03.64	0:59.89 [2]	0:56.25 [4]	0:45.29 [2]	0:34.36 [2]	0:23.84 [1]	0:12.62 [1]	0.13L	0:34.36 +3
		Ryan Wiggins		600m	Overall	(0:03.64)	(0:10.96)	(0:10.93)	(0:10.52)	(0:11.22)	(0:12.62)		
3	1	VILLANDRY	5	68.4	0:03.96	0:59.89 [3]	0:55.93 [10]	0:44.54 [11]	0:33.51 [9]	0:22.83 [8]	0:12.01 [4]	0.2L	0:33.51 +1
		Paul Hamblin		600m	Overall	(0:03.96)	(0:11.39)	(0:11.03)	(0:10.68)	(0:10.82)	(0:12.01)		
4	9	SHE'S GOT IT	9	68.1	0:03.49	1:00.22 [4]	0:56.73 [1]	0:45.81 [1]	0:34.92 [1]	0:24.08 [2]	0:12.63 [3]	2.09L	0:34.92 +0
		Tahlia Fenlon		1000m	Overall	(0:03.49)	(0:10.92)	(0:10.89)	(0:10.84)	(0:11.45)	(0:12.63)		
5	8	LADY DE VEGA	1	67.4	0:03.79	1:00.32 [5]	0:56.53 [8]	0:45.27 [7]	0:34.09 [8]	0:23.25 [9]	0:12.18 [7]	2.65L	0:34.09 +3
		Adam Sewell		600m	Overall	(0:03.79)	(0:11.26)	(0:11.18)	(0:10.84)	(0:11.07)	(0:12.18)		
6	4	PENROD	7	67.7	0:03.58	1:00.33 [6]	0:56.75 [2]	0:45.48 [5]	0:34.43 [4]	0:23.63 [4]	0:12.42 [5]	2.74L	0:34.43 +2
		Raul Silvera Olivera		800m	Overall	(0:03.58)	(0:11.27)	(0:11.05)	(0:10.80)	(0:11.21)	(0:12.42)		
7	3	LOVER NOTA FIGHTER	3	67.8	0:03.96	1:00.35 [7]	0:56.39 [11]	0:45.29 [8]	0:34.16 [7]	0:23.40 [5]	0:12.28 [6]	2.88L	0:34.16 -1
		Cody Collis		1000m	Overall	(0:03.96)	(0:11.10)	(0:11.13)	(0:10.76)	(0:11.12)	(0:12.28)		
8	2	BETTER GO TORQUE	10	68.8	0:03.82	1:01.26 [8]	0:57.44 [9]	0:46.04 [9]	0:34.71 [11]	0:23.92 [10]	0:12.57 [9]	8.18L	0:34.71 -1
		Stephanie Tierney		800m	Overall	(0:03.82)	(0:11.40)	(0:11.33)	(0:10.79)	(0:11.35)	(0:12.57)		
9	7	FLAMING MAREE	6	67.1	0:03.76	1:01.39 [9]	0:57.63 [6]	0:46.15 [10]	0:34.88 [10]	0:24.00 [11]	0:12.66 [10]	8.99L	0:34.88 -1
		McKenzie Apel		600m	Overall	(0:03.76)	(0:11.48)	(0:11.27)	(0:10.88)	(0:11.34)	(0:12.66)		
10	6	BELLAH'S HOPE	11	67.3	0:03.59	1:02.00 [10]	0:58.41 [3]	0:47.10 [6]	0:35.87 [6]	0:25.01 [7]	0:13.33 [8]	12.56L	0:35.87 -1
		Georgina Cartwright		600m	Overall	(0:03.59)	(0:11.31)	(0:11.23)	(0:10.86)	(0:11.68)	(0:13.33)		



Rockhampton Professional  
Race 4: Hotondo Homes QTIS Maiden Plate - 1050m  
05 February 2026 - 14:43



Track Rating: Soft 5, Weather: Overcast, Rail Position: +3.5m Entire

Section						Overall	1000m	800m	600m	400m	200m	Last 600m			
Field Times						0:59.87 (0:03.49)	0:56.38 (0:10.92)	0:45.46 (0:10.89)	0:34.57 (0:10.75)	0:23.82 (0:11.22)	0:12.60 (0:12.60)	0:34.57			
Rank	TAB	Horse/Jockey	Barrier	Top Speed [km/h]	Fastest Section								Margin	Distance Travelled [m]	
11	10	ALLEY'S CAT	2	66.5	0:03.72	1:03.21 [11]	0:59.49 [5]	0:48.39 [4]	0:37.19 [5]	0:26.24 [6]	0:14.40 [11]	19.67L	0:37.19	-1	
		Tasha Chambers		800m	Overall	(0:03.72)	(0:11.10)	(0:11.20)	(0:10.95)	(0:11.84)	(0:14.40)				



Horse/Jockey Name	Ready Marea
Final Rank	1
Fastest Section Time (Section)	0:03.77 (Overall)
Top Speed [km/h] (Section)	67.8 (600m)
Race State	Finished

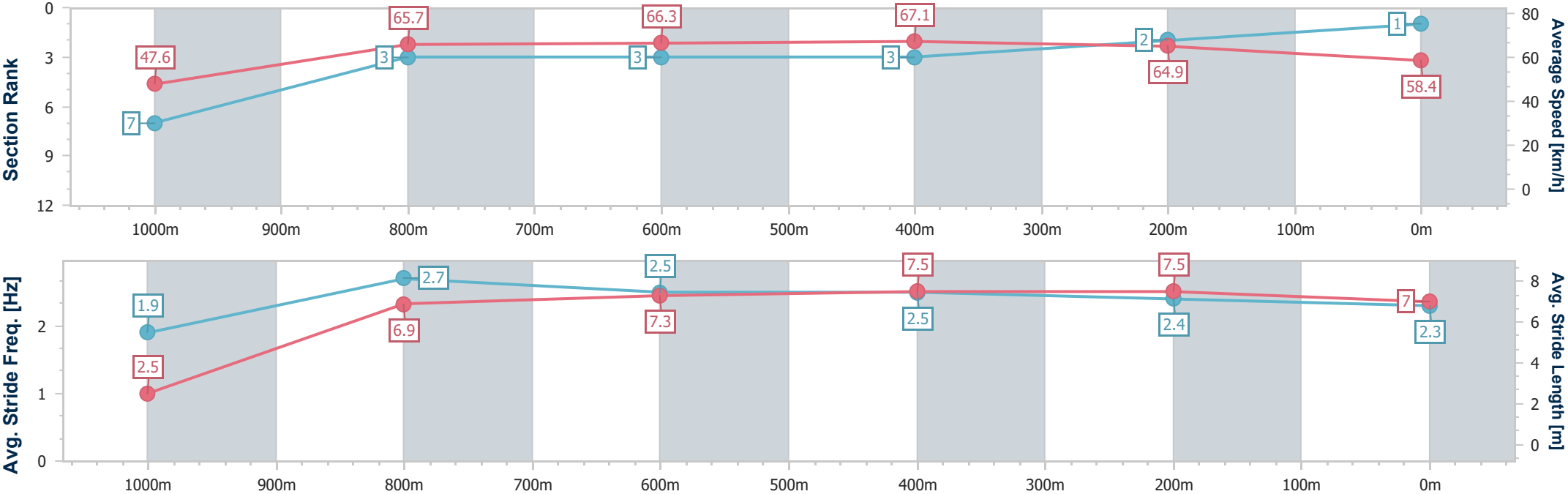


RockhamptonProfessional  
Race 4: Hotondo Homes QTIS Maiden Plate - 1050m  
05 February 2026 - 14:43



Track Rating: Soft 5, Weather: Overcast, Rail Position: +3.5m Entire

Section	Overall	1000m	800m	600m	400m	200m								
Section Times	0:59.87 [1] (0:03.77)	0:56.10 [7] (0:10.98)	0:45.12 [3] (0:10.96)	0:34.16 [3] (0:10.75)	0:23.41 [3] (0:11.12)	0:12.29 [2] (0:12.29)								
Average Speed [km/h]	47.6	65.7	66.3	67.1	64.9	58.4								
Top Speed [km/h]	57.7	67.5	67.3	67.8	67.7	62.2								
Avg. Dist. to Rail [m]	5.0	0.6	1.3	3.6	5.0	5.6								
Avg. Stride Freq. [Hz]	1.9	2.7	2.5	2.5	2.4	2.3								
Avg. Stride Length [m]	2.5	6.9	7.3	7.5	7.5	7.0								





Horse/Jockey Name	Anthropology
Final Rank	2
Fastest Section Time (Section)	0:03.64 (Overall)
Top Speed [km/h] (Section)	70.1 (600m)
Race State	Finished

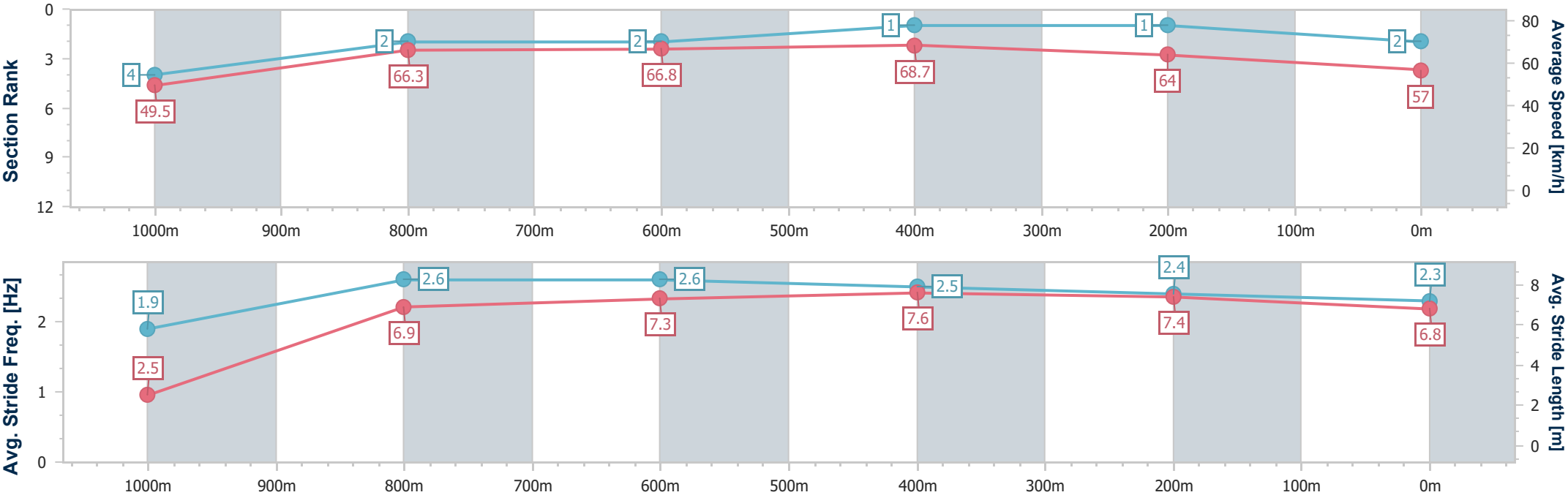


RockhamptonProfessional  
Race 4: Hotondo Homes QTIS Maiden Plate - 1050m  
05 February 2026 - 14:43



Track Rating: Soft 5, Weather: Overcast, Rail Position: +3.5m Entire

Section	Overall	1000m	800m	600m	400m	200m							
Section Times	0:59.89 [2] (0:03.64)	0:56.25 [4] (0:10.96)	0:45.29 [2] (0:10.93)	0:34.36 [2] (0:10.52)	0:23.84 [1] (0:11.22)	0:12.62 [1] (0:12.62)							
Average Speed [km/h]	49.5	66.3	66.8	68.7	64.0	57.0							
Top Speed [km/h]	57.0	69.9	68.5	70.1	67.0	62.2							
Avg. Dist. to Rail [m]	8.8	2.6	1.7	2.9	4.1	7.4							
Avg. Stride Freq. [Hz]	1.9	2.6	2.6	2.5	2.4	2.3							
Avg. Stride Length [m]	2.5	6.9	7.3	7.6	7.4	6.8							





Horse/Jockey Name	Villandry
Final Rank	3
Fastest Section Time (Section)	0:03.96 (Overall)
Top Speed [km/h] (Section)	68.4 (600m)
Race State	Finished

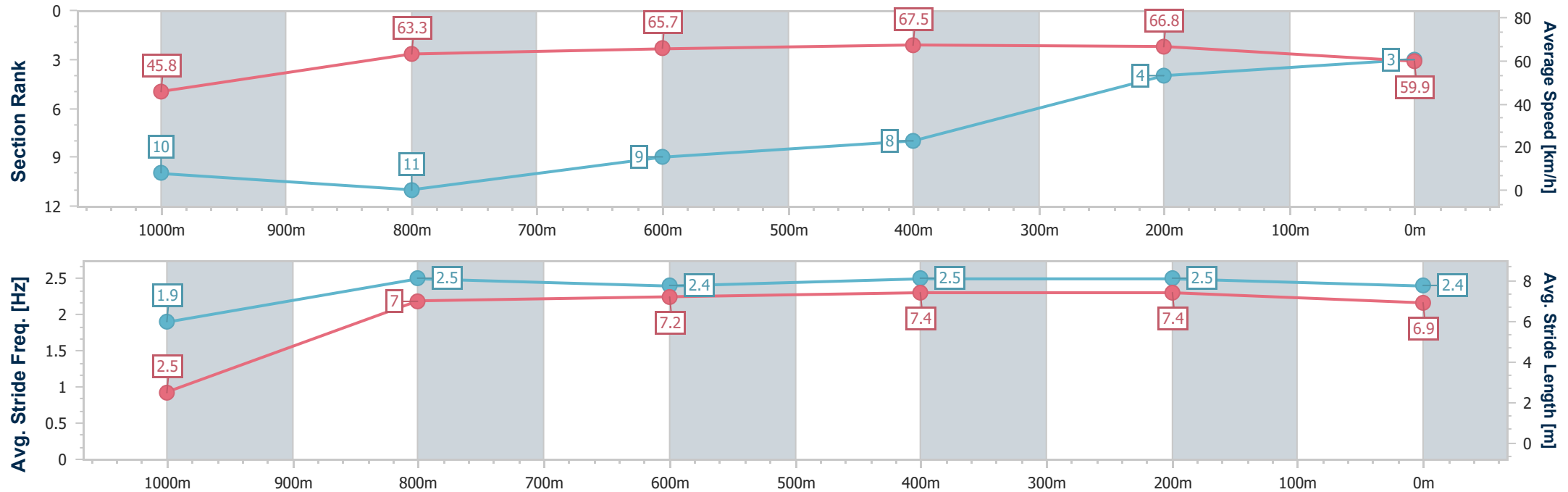


RockhamptonProfessional  
Race 4: Hotondo Homes QTIS Maiden Plate - 1050m  
05 February 2026 - 14:43



Track Rating: Soft 5, Weather: Overcast, Rail Position: +3.5m Entire

Section	Overall	1000m	800m	600m	400m	200m								
Section Times	0:59.89 [3] (0:03.96)	0:55.93 [10] (0:11.39)	0:44.54 [11] (0:11.03)	0:33.51 [9] (0:10.68)	0:22.83 [8] (0:10.82)	0:12.01 [4]								
Average Speed [km/h]	45.8	63.3	65.7	67.5	66.8	59.9								
Top Speed [km/h]	53.8	66.1	66.6	68.4	68.4	64.6								
Avg. Dist. to Rail [m]	5.8	1.0	1.0	5.6	7.6	9.3								
Avg. Stride Freq. [Hz]	1.9	2.5	2.4	2.5	2.5	2.4								
Avg. Stride Length [m]	2.5	7.0	7.2	7.4	7.4	6.9								





Horse/Jockey Name	She's Got It
Final Rank	4
Fastest Section Time (Section)	0:03.49 (Overall)
Top Speed [km/h] (Section)	68.1 (1000m)
Race State	Finished

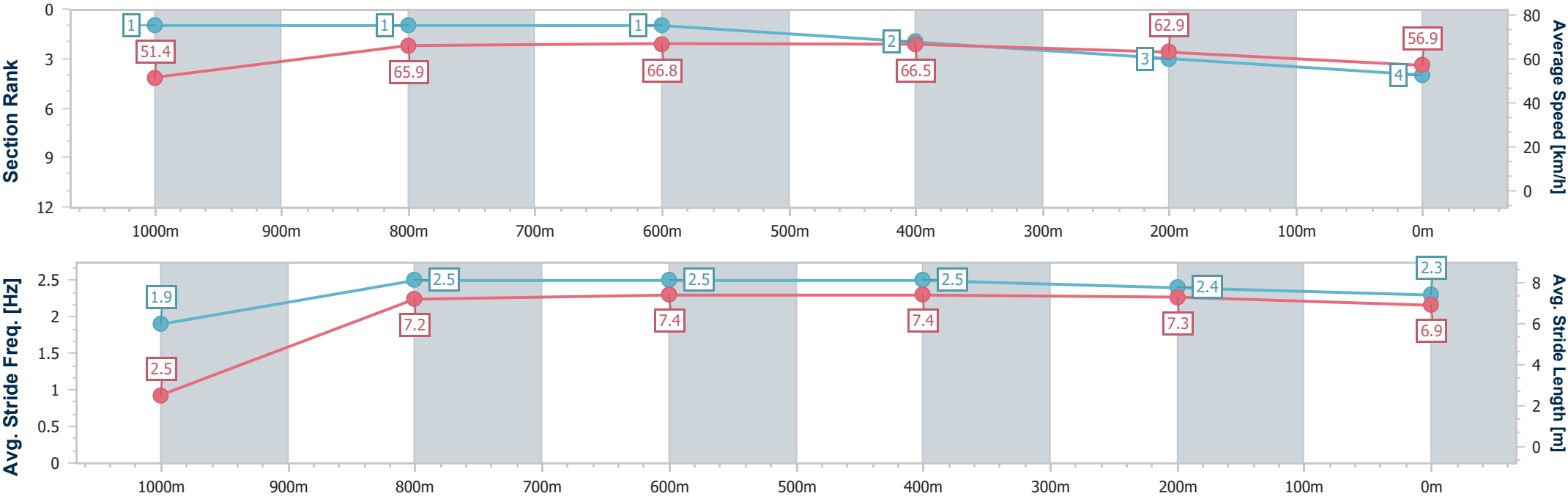


RockhamptonProfessional  
Race 4: Hotondo Homes QTIS Maiden Plate - 1050m  
05 February 2026 - 14:43



Track Rating: Soft 5, Weather: Overcast, Rail Position: +3.5m Entire

Section	Overall	1000m	800m	600m	400m	200m								
Section Times	1:00.22 [4] (0:03.49)	0:56.73 [1] (0:10.92)	0:45.81 [1] (0:10.89)	0:34.92 [1] (0:10.84)	0:24.08 [2] (0:11.45)	0:12.63 [3] (0:12.63)								
Average Speed [km/h]	51.4	65.9	66.8	66.5	62.9	56.9								
Top Speed [km/h]	58.5	68.1	67.4	67.3	65.8	60.4								
Avg. Dist. to Rail [m]	9.6	2.3	1.3	2.1	2.3	2.5								
Avg. Stride Freq. [Hz]	1.9	2.5	2.5	2.5	2.4	2.3								
Avg. Stride Length [m]	2.5	7.2	7.4	7.4	7.3	6.9								







Horse/Jockey Name	Lady De Vega
Final Rank	5
Fastest Section Time (Section)	0:03.79 (Overall)
Top Speed [km/h] (Section)	67.4 (600m)
Race State	Finished

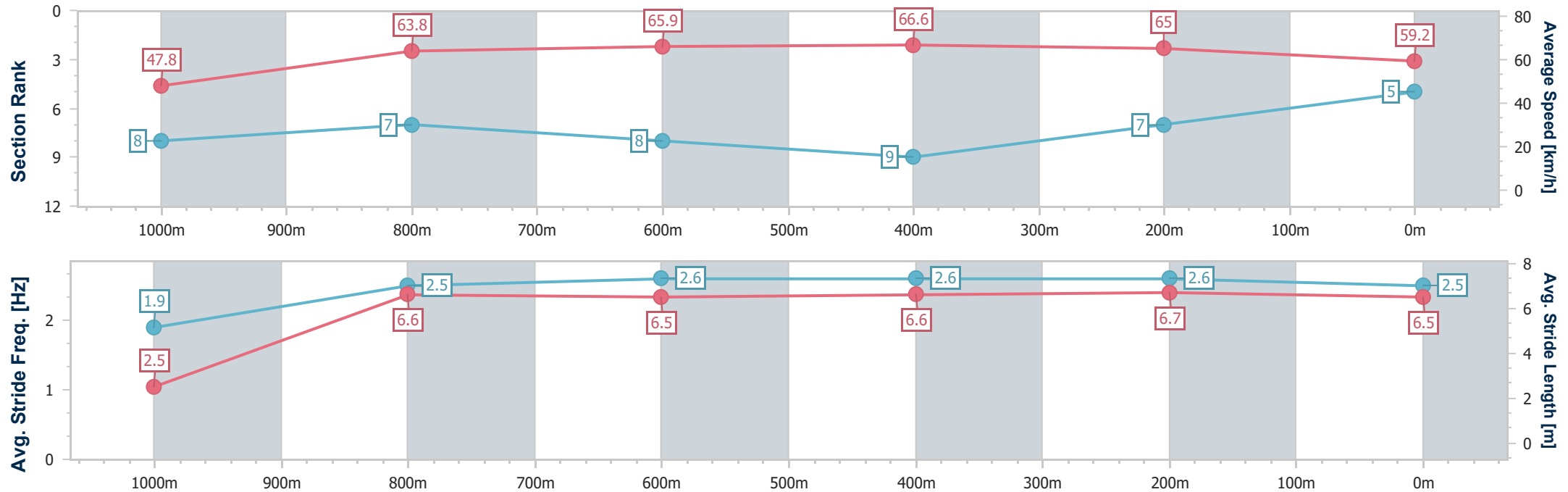


RockhamptonProfessional  
Race 4: Hotondo Homes QTIS Maiden Plate - 1050m  
05 February 2026 - 14:43



Track Rating: Soft 5, Weather: Overcast, Rail Position: +3.5m Entire

Section	Overall	1000m	800m	600m	400m	200m								
Section Times	1:00.32 [5] (0:03.79)	0:56.53 [8] (0:11.26)	0:45.27 [7] (0:11.18)	0:34.09 [8] (0:10.84)	0:23.25 [9] (0:11.07)	0:12.18 [7] (0:12.18)								
Average Speed [km/h]	47.8	63.8	65.9	66.6	65.0	59.2								
Top Speed [km/h]	54.3	67.2	67.1	67.4	67.2	62.8								
Avg. Dist. to Rail [m]	2.4	0.5	2.7	4.9	5.0	5.5								
Avg. Stride Freq. [Hz]	1.9	2.5	2.6	2.6	2.6	2.5								
Avg. Stride Length [m]	2.5	6.6	6.5	6.6	6.7	6.5								





Horse/Jockey Name	Penrod
Final Rank	6
Fastest Section Time (Section)	0:03.58 (Overall)
Top Speed [km/h] (Section)	67.7 (800m)
Race State	Finished

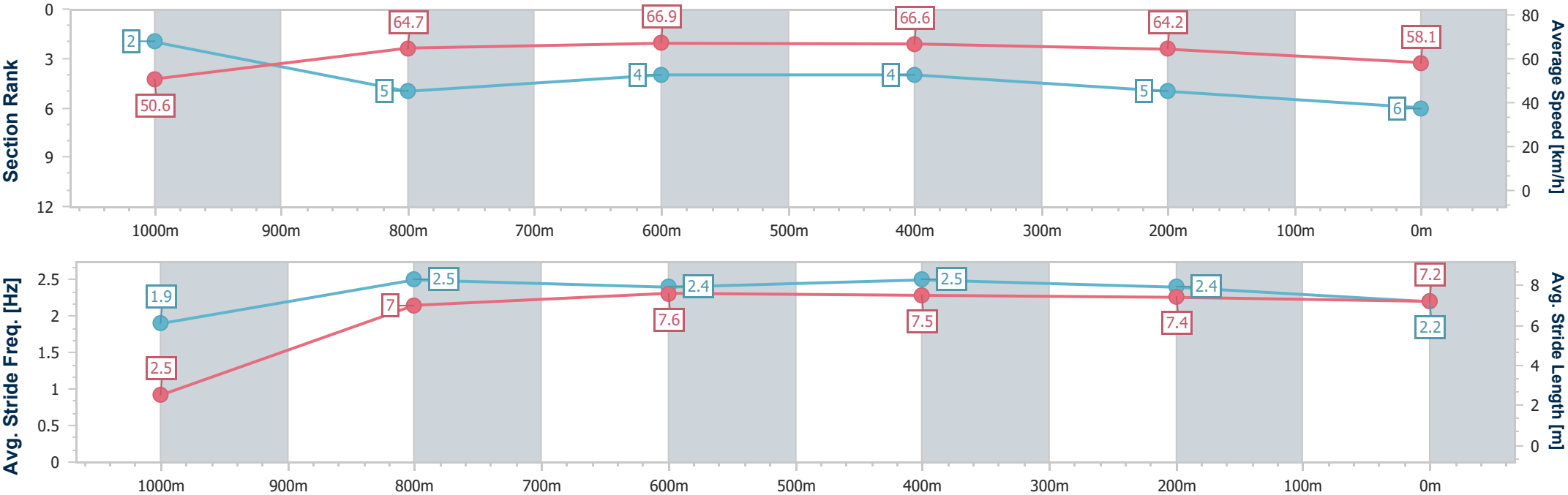


RockhamptonProfessional  
Race 4: Hotondo Homes QTIS Maiden Plate - 1050m  
05 February 2026 - 14:43



Track Rating: Soft 5, Weather: Overcast, Rail Position: +3.5m Entire

Section	Overall	1000m	800m	600m	400m	200m								
Section Times	1:00.33 [6] (0:03.58)	0:56.75 [2] (0:11.27)	0:45.48 [5] (0:11.05)	0:34.43 [4] (0:10.80)	0:23.63 [4] (0:11.21)	0:12.42 [5] (0:12.42)								
Average Speed [km/h]	50.6	64.7	66.9	66.6	64.2	58.1								
Top Speed [km/h]	55.8	67.1	67.7	67.1	66.2	62.0								
Avg. Dist. to Rail [m]	7.9	2.7	3.0	5.2	6.2	6.2								
Avg. Stride Freq. [Hz]	1.9	2.5	2.4	2.5	2.4	2.2								
Avg. Stride Length [m]	2.5	7.0	7.6	7.5	7.4	7.2								





Horse/Jockey Name	Lover Nota Fighter
Final Rank	7
Fastest Section Time (Section)	0:03.96 (Overall)
Top Speed [km/h] (Section)	67.8 (1000m)
Race State	Finished

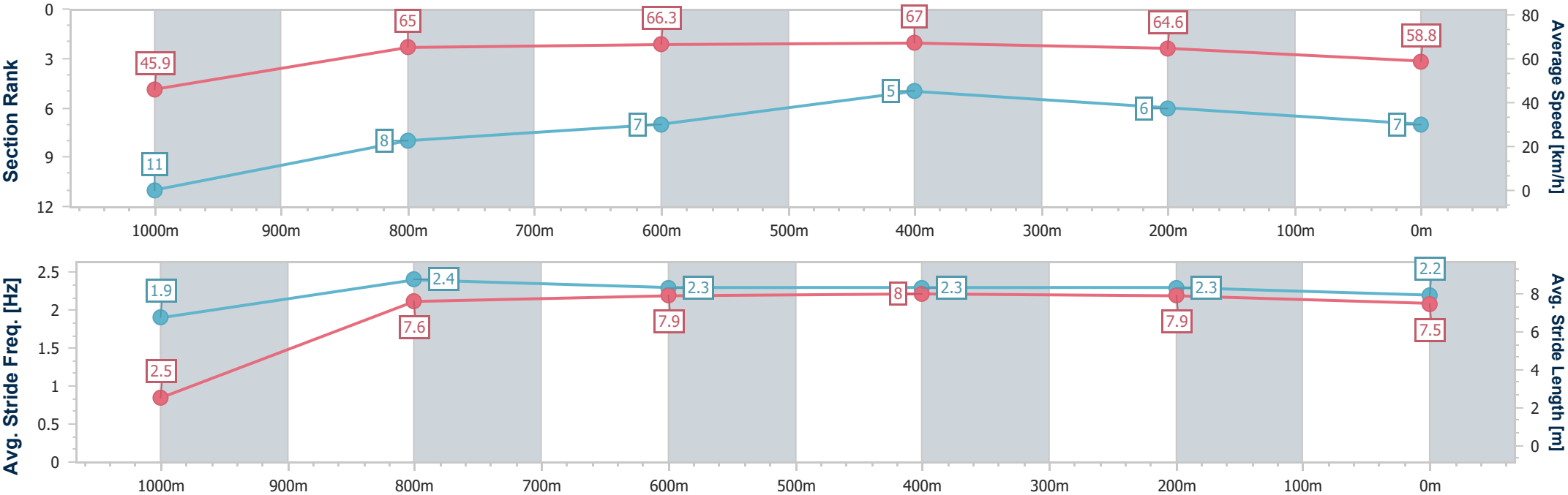


RockhamptonProfessional  
Race 4: Hotondo Homes QTIS Maiden Plate - 1050m  
05 February 2026 - 14:43



Track Rating: Soft 5, Weather: Overcast, Rail Position: +3.5m Entire

Section	Overall	1000m	800m	600m	400m	200m								
Section Times	1:00.35 [7] (0:03.96)	0:56.39 [11] (0:11.10)	0:45.29 [8] (0:11.13)	0:34.16 [7] (0:10.76)	0:23.40 [5] (0:11.12)	0:12.28 [6] (0:12.28)								
Average Speed [km/h]	45.9	65.0	66.3	67.0	64.6	58.8								
Top Speed [km/h]	54.2	67.8	67.2	67.8	67.2	61.9								
Avg. Dist. to Rail [m]	3.9	0.3	3.2	3.8	4.4	4.6								
Avg. Stride Freq. [Hz]	1.9	2.4	2.3	2.3	2.3	2.2								
Avg. Stride Length [m]	2.5	7.6	7.9	8.0	7.9	7.5								





Horse/Jockey Name	Better Go Torque
Final Rank	8
Fastest Section Time (Section)	0:03.82 (Overall)
Top Speed [km/h] (Section)	68.8 (800m)
Race State	Finished

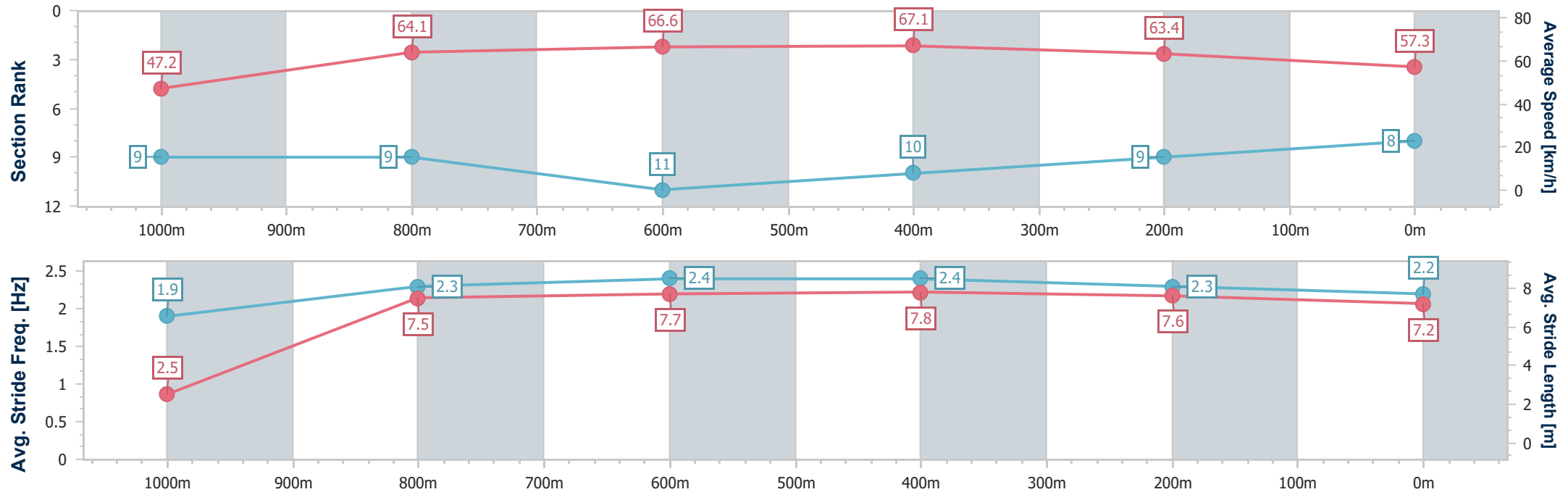


RockhamptonProfessional  
Race 4: Hotondo Homes QTIS Maiden Plate - 1050m  
05 February 2026 - 14:43



Track Rating: Soft 5, Weather: Overcast, Rail Position: +3.5m Entire

Section	Overall	1000m	800m	600m	400m	200m							
Section Times	1:01.26 [8] (0:03.82)	0:57.44 [9] (0:11.40)	0:46.04 [9] (0:11.33)	0:34.71 [11] (0:10.79)	0:23.92 [10] (0:11.35)	0:12.57 [9] (0:12.57)							
Average Speed [km/h]	47.2	64.1	66.6	67.1	63.4	57.3							
Top Speed [km/h]	54.4	68.7	68.8	68.7	65.8	60.5							
Avg. Dist. to Rail [m]	10.4	3.6	5.6	8.1	10.4	10.2							
Avg. Stride Freq. [Hz]	1.9	2.3	2.4	2.4	2.3	2.2							
Avg. Stride Length [m]	2.5	7.5	7.7	7.8	7.6	7.2							





Horse/Jockey Name	Flaming Maree
Final Rank	9
Fastest Section Time (Section)	0:03.76 (Overall)
Top Speed [km/h] (Section)	67.1 (600m)
Race State	Finished

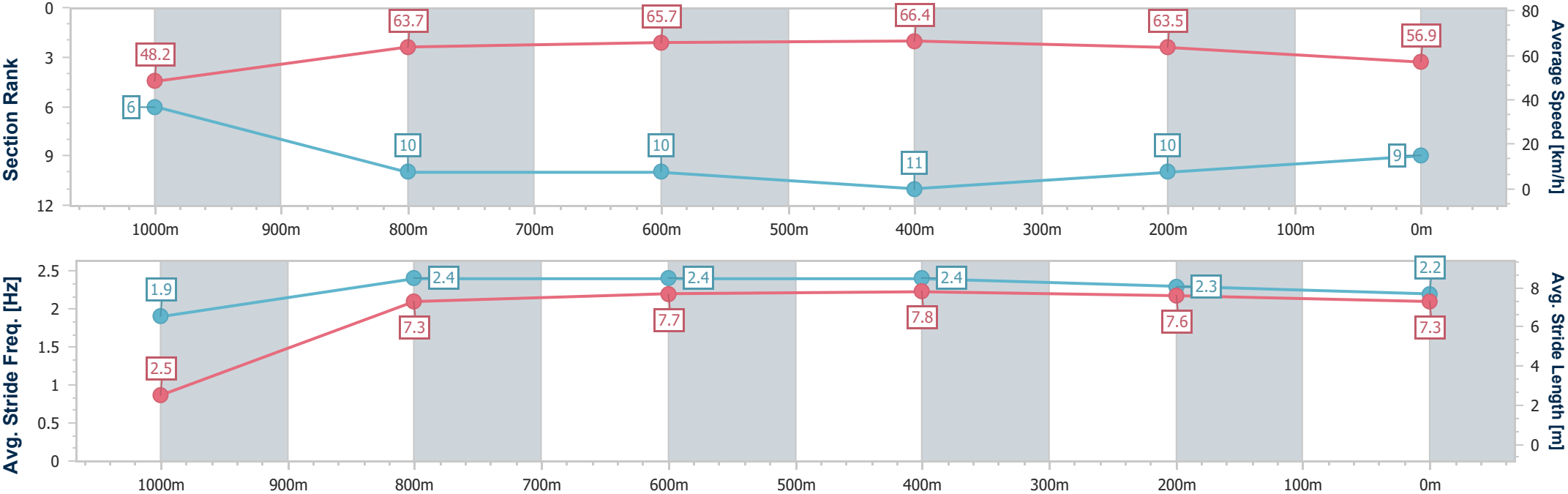


RockhamptonProfessional  
Race 4: Hotondo Homes QTIS Maiden Plate - 1050m  
05 February 2026 - 14:43



Track Rating: Soft 5, Weather: Overcast, Rail Position: +3.5m Entire

Section	Overall	1000m	800m	600m	400m	200m								
Section Times	1:01.39 [9] (0:03.76)	0:57.63 [6] (0:11.48)	0:46.15 [10] (0:11.27)	0:34.88 [10] (0:10.88)	0:24.00 [11] (0:11.34)	0:12.66 [10] (0:12.66)								
Average Speed [km/h]	48.2	63.7	65.7	66.4	63.5	56.9								
Top Speed [km/h]	53.4	66.5	66.8	67.1	66.8	61.1								
Avg. Dist. to Rail [m]	6.7	3.0	3.7	6.1	8.5	8.5								
Avg. Stride Freq. [Hz]	1.9	2.4	2.4	2.4	2.3	2.2								
Avg. Stride Length [m]	2.5	7.3	7.7	7.8	7.6	7.3								





Horse/Jockey Name	Bellah's Hope
Final Rank	10
Fastest Section Time (Section)	0:03.59 (Overall)
Top Speed [km/h] (Section)	67.3 (600m)
Race State	Finished



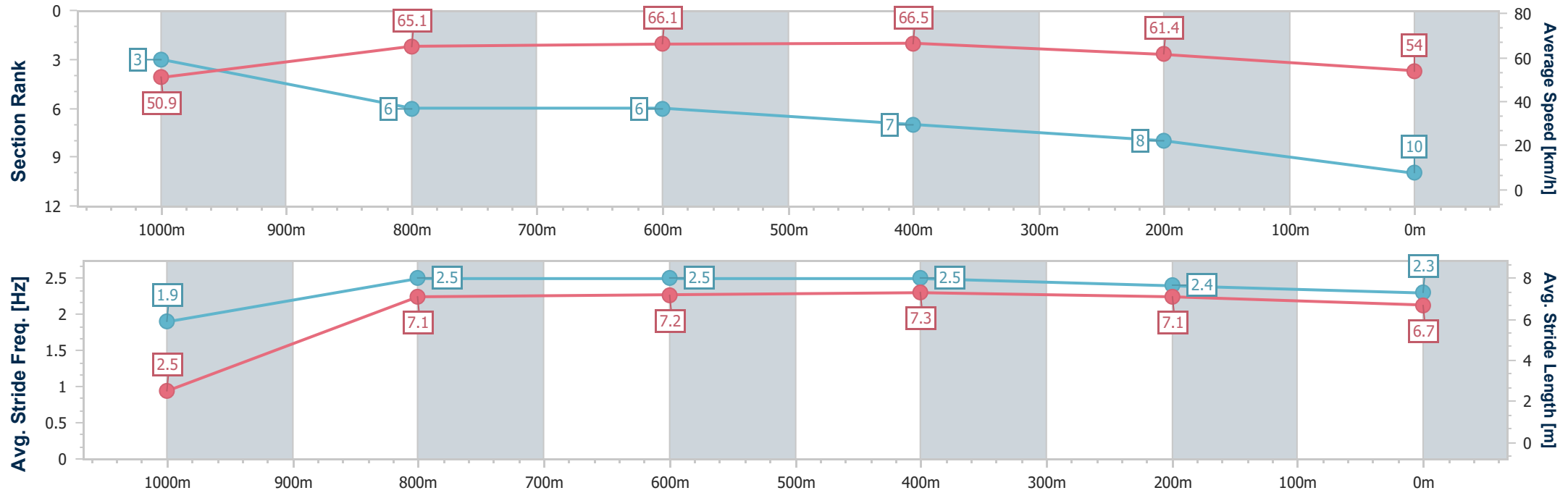
RockhamptonProfessional  
Race 4: Hotondo Homes QTIS Maiden Plate - 1050m

05 February 2026 - 14:43

Track Rating: Soft 5, Weather: Overcast, Rail Position: +3.5m Entire



Section	Overall	1000m	800m	600m	400m	200m								
Section Times	1:02.00 [10] (0:03.59)	0:58.41 [3] (0:11.31)	0:47.10 [6] (0:11.23)	0:35.87 [6] (0:10.86)	0:25.01 [7] (0:11.68)	0:13.33 [8] (0:13.33)								
Average Speed [km/h]	50.9	65.1	66.1	66.5	61.4	54.0								
Top Speed [km/h]	56.8	66.5	66.4	67.3	65.5	57.7								
Avg. Dist. to Rail [m]	11.7	4.7	4.0	5.6	5.8	6.6								
Avg. Stride Freq. [Hz]	1.9	2.5	2.5	2.5	2.4	2.3								
Avg. Stride Length [m]	2.5	7.1	7.2	7.3	7.1	6.7								





Horse/Jockey Name	Alley's Cat
Final Rank	11
Fastest Section Time (Section)	0:03.72 (Overall)
Top Speed [km/h] (Section)	66.5 (800m)
Race State	Finished

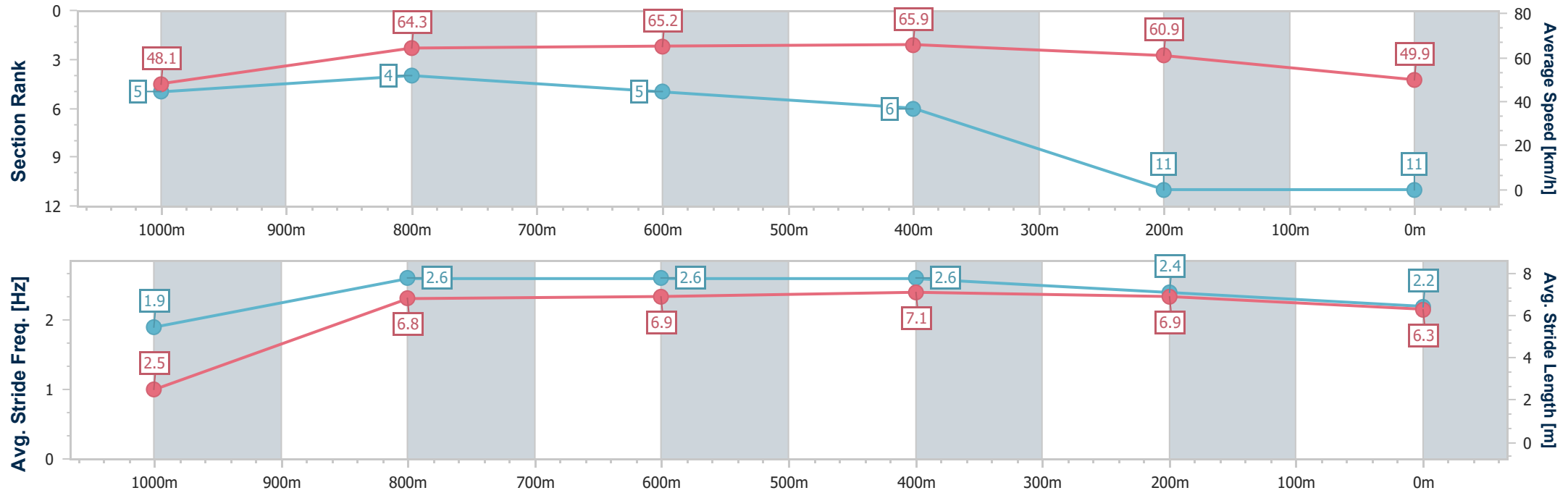


RockhamptonProfessional  
Race 4: Hotondo Homes QTIS Maiden Plate - 1050m  
05 February 2026 - 14:43



Track Rating: Soft 5, Weather: Overcast, Rail Position: +3.5m Entire

Section	Overall	1000m	800m	600m	400m	200m								
Section Times	1:03.21 [11] (0:03.72)	0:59.49 [5] (0:11.10)	0:48.39 [4] (0:11.20)	0:37.19 [5] (0:10.95)	0:26.24 [6] (0:11.84)	0:14.40 [11] (0:14.40)								
Average Speed [km/h]	48.1	64.3	65.2	65.9	60.9	49.9								
Top Speed [km/h]	56.5	66.4	66.5	66.4	64.4	56.9								
Avg. Dist. to Rail [m]	3.2	1.4	2.0	3.1	3.0	2.7								
Avg. Stride Freq. [Hz]	1.9	2.6	2.6	2.6	2.4	2.2								
Avg. Stride Length [m]	2.5	6.8	6.9	7.1	6.9	6.3								





Rockhampton Professional  
Race 5: Cleanaway BM65 Handicap - 1500m  
05 February 2026 - 15:18



Track Rating: Soft 5, Weather: Overcast, Rail Position: +3.5m Entire

Section					Overall	1400m	1200m	1000m	800m	600m	400m	Last 600m		
Field Times					1:28.82 (0:08.13)	1:20.69 (0:11.88)	1:08.81 (0:11.81)	0:57.00 (0:11.31)	0:45.69 (0:11.36)	0:34.33 (0:11.14)	0:23.19 (0:11.25)	0:34.33		
Rank	TAB	Horse/Jockey	Barrier	Top Speed [km/h]	Fastest Section									Distance Travelled [m]
1	4	ITALIAN DANCER	3	65.5	0:08.14	1:28.82 [1]	1:20.68 [2]	1:08.81 [1]	0:57.00 [1]	0:45.69 [1]	0:34.33 [1]	0:23.19 [1]	0:34.33	
		Stephanie Tierney		600m	Overall	(0:08.14)	(0:11.87)	(0:11.81)	(0:11.31)	(0:11.36)	(0:11.14)	(0:11.25)		
2	5	REPLACE THE ACE	7	67.3	0:08.13	1:29.43 [2]	1:21.30 [1]	1:09.33 [2]	0:57.58 [2]	0:45.98 [2]	0:34.54 [2]	0:23.55 [2]	0:34.54	+3
		Cody Collis		600m	Overall	(0:08.13)	(0:11.97)	(0:11.75)	(0:11.60)	(0:11.44)	(0:10.99)	(0:11.31)		
3	7	SAVVY BEE	1	65.2	0:08.23	1:29.60 [3]	1:21.37 [3]	1:09.24 [3]	0:57.41 [3]	0:45.77 [3]	0:34.39 [3]	0:23.20 [4]	0:34.39	-4
		Rob Thorburn		600m	Overall	(0:08.23)	(0:12.13)	(0:11.83)	(0:11.64)	(0:11.38)	(0:11.19)	(0:11.23)		
4	9	PEAKING TOM	5	66.0	0:08.35	1:30.06 [4]	1:21.71 [5]	1:09.59 [4]	0:57.81 [5]	0:46.15 [4]	0:34.79 [4]	0:23.74 [3]	0:34.79	+4
		Warwick Satherley		600m	Overall	(0:08.35)	(0:12.12)	(0:11.78)	(0:11.66)	(0:11.36)	(0:11.05)	(0:11.29)		
5	1	KAREEM	9	66.6	0:08.45	1:30.15 [5]	1:21.70 [6]	1:09.47 [7]	0:57.70 [6]	0:45.97 [7]	0:34.45 [7]	0:23.51 [6]	0:34.45	+6
		Paul Hamblin		600m	Overall	(0:08.45)	(0:12.23)	(0:11.77)	(0:11.73)	(0:11.52)	(0:10.94)	(0:11.27)		
6	6	FIFTY FIVE MUSTANG	8	67.3	0:08.65	1:30.24 [6]	1:21.59 [7]	1:09.59 [6]	0:57.78 [7]	0:46.12 [6]	0:34.69 [5]	0:23.75 [5]	0:34.69	+1
		Adam Sewell		600m	Overall	(0:08.65)	(0:12.00)	(0:11.81)	(0:11.66)	(0:11.43)	(0:10.94)	(0:11.34)		
7	3	BIKER	4	66.1	0:08.98	1:30.76 [7]	1:21.78 [8]	1:09.73 [8]	0:58.00 [8]	0:46.24 [8]	0:34.76 [8]	0:23.66 [8]	0:34.76	+3
		Raul Silvera Olivera		600m	Overall	(0:08.98)	(0:12.05)	(0:11.73)	(0:11.76)	(0:11.48)	(0:11.10)	(0:11.38)		
8	2	LADY TOWNSON	6	64.5	0:08.34	1:32.71 [8]	1:24.37 [4]	1:12.20 [5]	1:00.49 [4]	0:48.76 [5]	0:37.06 [6]	0:25.65 [7]	0:37.06	+7
		Georgina Cartwright		600m	Overall	(0:08.34)	(0:12.17)	(0:11.71)	(0:11.73)	(0:11.70)	(0:11.41)	(0:12.32)		

Scratched: Grumpywantsatissue (#8)





Rockhampton Professional  
Race 5: Cleanaway BM65 Handicap - 1500m  
05 February 2026 - 15:18



Track Rating: Soft 5, Weather: Overcast, Rail Position: +3.5m Entire

Section Field Times				200m 0:11.94 (0:11.94)				Last 600m 0:34.33	
Rank	TAB	Horse/Jockey	Barrier	Top Speed [km/h]	Fastest Section	Margin		Distance Travelled [m]	
1	4	ITALIAN DANCER	3	65.5	0:08.14	0:11.94 [1]	1:28.82	0:34.33	
		Stephanie Tierney		600m	Overall	(0:11.94)			
2	5	REPLACE THE ACE	7	67.3	0:08.13	0:12.24 [2]	3.6L	0:34.54	+3
		Cody Collis		600m	Overall	(0:12.24)			
3	7	SAVVY BEE	1	65.2	0:08.23	0:11.97 [4]	4.54L	0:34.39	-4
		Rob Thorburn		600m	Overall	(0:11.97)			
4	9	PEAKING TOM	5	66.0	0:08.35	0:12.45 [3]	7.26L	0:34.79	+4
		Warwick Satherley		600m	Overall	(0:12.45)			
5	1	KAREEM	9	66.6	0:08.45	0:12.24 [6]	7.78L	0:34.45	+6
		Paul Hamblin		600m	Overall	(0:12.24)			
6	6	FIFTY FIVE MUSTANG	8	67.3	0:08.65	0:12.41 [5]	8.33L	0:34.69	+1
		Adam Sewell		600m	Overall	(0:12.41)			
7	3	BIKER	4	66.1	0:08.98	0:12.28 [7]	11.38L	0:34.76	+3
		Raul Silvera Olivera		600m	Overall	(0:12.28)			
8	2	LADY TOWNSON	6	64.5	0:08.34	0:13.33 [8]	22.86L	0:37.06	+7
		Georgina Cartwright		600m	Overall	(0:13.33)			

Scratched: Grumpywantsatissue (#8)



Horse/Jockey Name	Italian Dancer
Final Rank	1
Fastest Section Time (Section)	0:08.14 (Overall)
Top Speed [km/h] (Section)	65.5 (600m)
Race State	Finished



RockhamptonProfessional

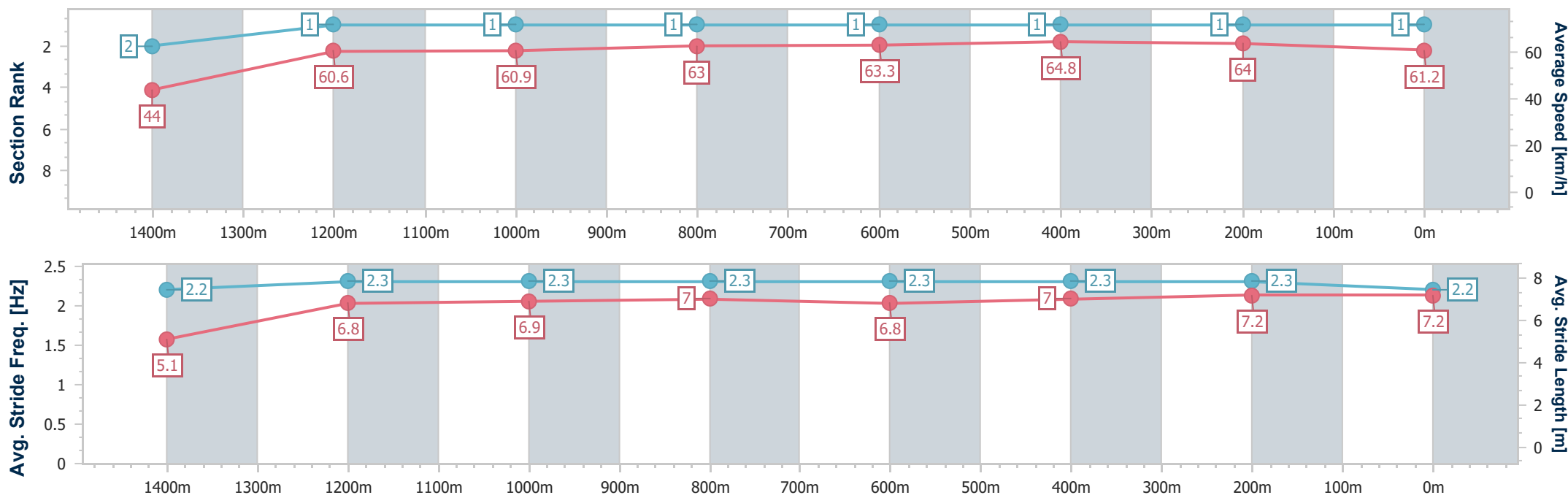
Race 5: Cleanaway BM65 Handicap - 1500m

05 February 2026 - 15:18

Track Rating: Soft 5, Weather: Overcast, Rail Position: +3.5m Entire



Section	Overall	1400m	1200m	1000m	800m	600m	400m	200m					
Section Times	1:28.82 [1] (0:08.14)	1:20.68 [2] (0:11.87)	1:08.81 [1] (0:11.81)	0:57.00 [1] (0:11.31)	0:45.69 [1] (0:11.36)	0:34.33 [1] (0:11.14)	0:23.19 [1] (0:11.25)	0:11.94 [1] (0:11.94)					
Average Speed [km/h]	44.0	60.6	60.9	63.0	63.3	64.8	64.0	61.2					
Top Speed [km/h]	57.1	62.3	62.0	63.7	64.1	65.5	65.2	63.1					
Avg. Dist. to Rail [m]	1.2	0.7	1.2	1.6	1.0	2.4	2.6	3.1					
Avg. Stride Freq. [Hz]	2.2	2.3	2.3	2.3	2.3	2.3	2.3	2.2					
Avg. Stride Length [m]	5.1	6.8	6.9	7.0	6.8	7.0	7.2	7.2					





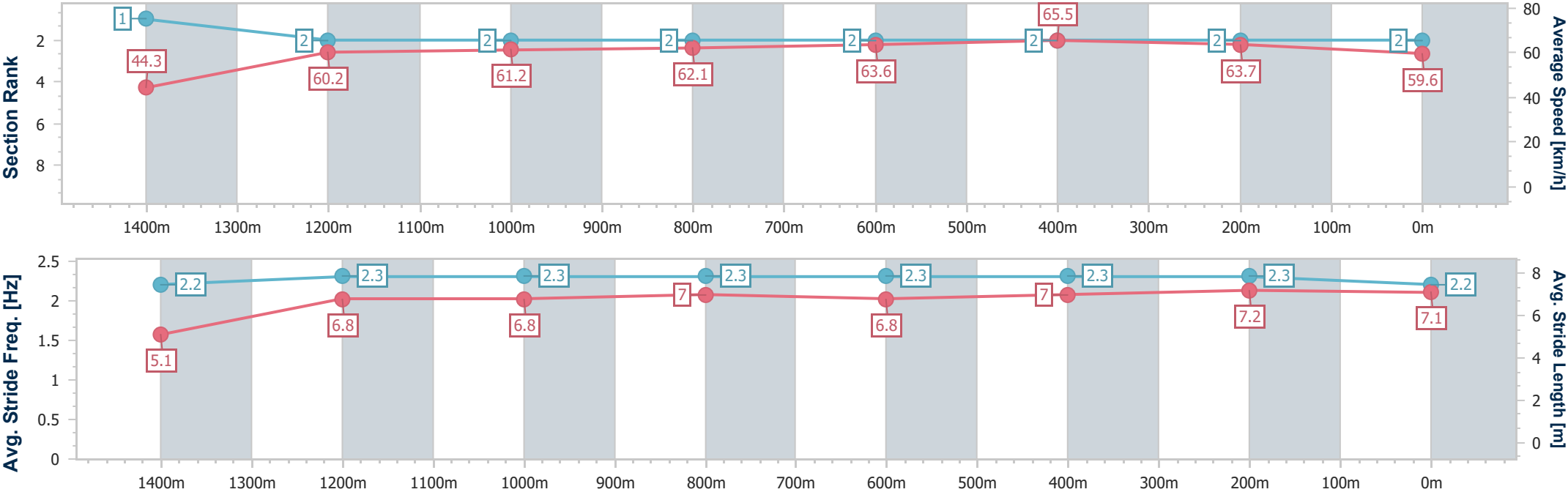
Horse/Jockey Name	Replace The Ace
Final Rank	2
Fastest Section Time (Section)	0:08.13 (Overall)
Top Speed [km/h] (Section)	67.3 (600m)
Race State	Finished



RockhamptonProfessional  
Race 5: Cleanaway BM65 Handicap - 1500m  
05 February 2026 - 15:18  
Track Rating: Soft 5, Weather: Overcast, Rail Position: +3.5m Entire



Section	Overall	1400m	1200m	1000m	800m	600m	400m	200m					
Section Times	1:29.43 [2] (0:08.13)	1:21.30 [1] (0:11.97)	1:09.33 [2] (0:11.75)	0:57.58 [2] (0:11.60)	0:45.98 [2] (0:11.44)	0:34.54 [2] (0:10.99)	0:23.55 [2] (0:11.31)	0:12.24 [2] (0:12.24)					
Average Speed [km/h]	44.3	60.2	61.2	62.1	63.6	65.5	63.7	59.6					
Top Speed [km/h]	57.3	60.9	61.7	62.7	64.7	67.3	66.6	62.1					
Avg. Dist. to Rail [m]	4.1	1.0	0.4	0.3	0.9	2.9	3.1	4.5					
Avg. Stride Freq. [Hz]	2.2	2.3	2.3	2.3	2.3	2.3	2.3	2.2					
Avg. Stride Length [m]	5.1	6.8	6.8	7.0	6.8	7.0	7.2	7.1					





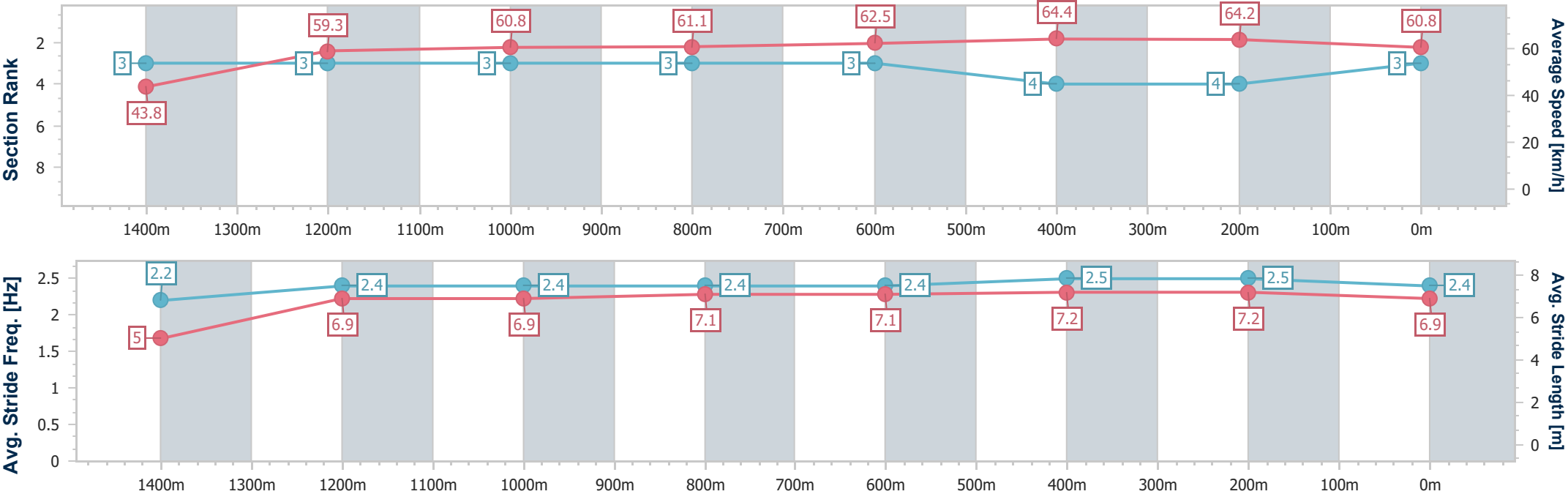
Horse/Jockey Name	Savvy Bee
Final Rank	3
Fastest Section Time (Section)	0:08.23 (Overall)
Top Speed [km/h] (Section)	65.2 (600m)
Race State	Finished



RockhamptonProfessional  
Race 5: Cleanaway BM65 Handicap - 1500m  
05 February 2026 - 15:18  
Track Rating: Soft 5, Weather: Overcast, Rail Position: +3.5m Entire



Section	Overall	1400m	1200m	1000m	800m	600m	400m	200m					
Section Times	1:29.60 [3] (0:08.23)	1:21.37 [3] (0:12.13)	1:09.24 [3] (0:11.83)	0:57.41 [3] (0:11.64)	0:45.77 [3] (0:11.38)	0:34.39 [3] (0:11.19)	0:23.20 [4] (0:11.23)	0:11.97 [4] (0:11.97)					
Average Speed [km/h]	43.8	59.3	60.8	61.1	62.5	64.4	64.2	60.8					
Top Speed [km/h]	56.8	60.9	62.5	62.4	63.4	65.2	65.0	64.1					
Avg. Dist. to Rail [m]	1.0	1.5	1.7	2.0	1.4	2.6	3.6	6.1					
Avg. Stride Freq. [Hz]	2.2	2.4	2.4	2.4	2.4	2.5	2.5	2.4					
Avg. Stride Length [m]	5.0	6.9	6.9	7.1	7.1	7.2	7.2	6.9					





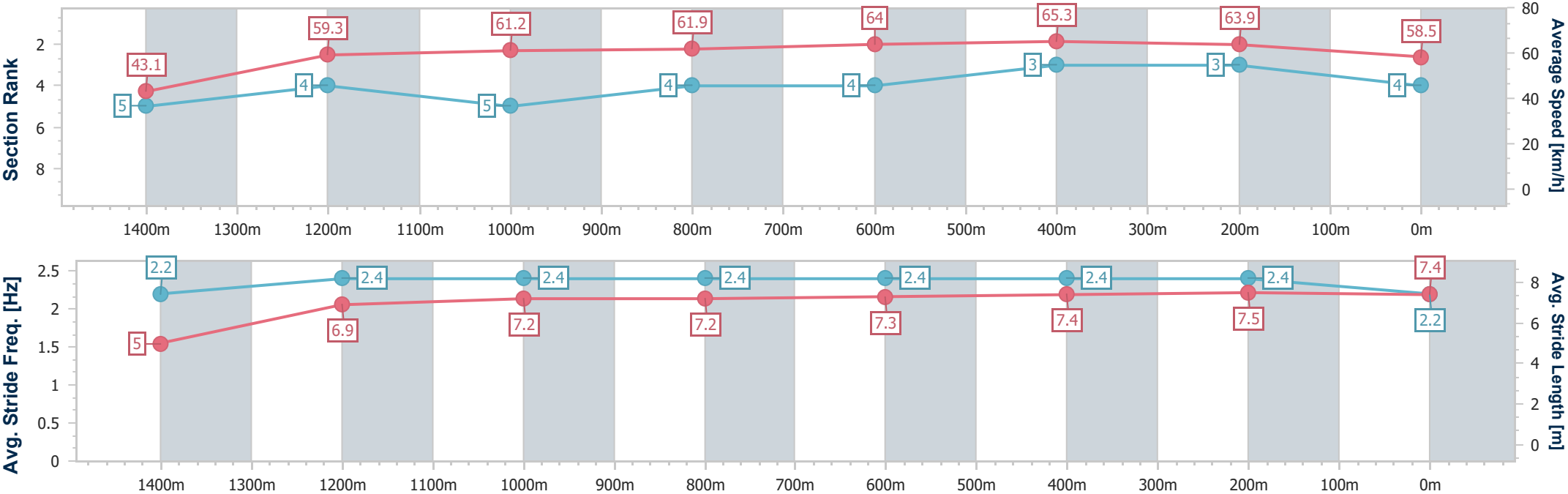
Horse/Jockey Name	Peaking Tom
Final Rank	4
Fastest Section Time (Section)	0:08.35 (Overall)
Top Speed [km/h] (Section)	66.0 (600m)
Race State	Finished



RockhamptonProfessional  
Race 5: Cleanaway BM65 Handicap - 1500m  
05 February 2026 - 15:18  
Track Rating: Soft 5, Weather: Overcast, Rail Position: +3.5m Entire



Section	Overall	1400m	1200m	1000m	800m	600m	400m	200m					
Section Times	1:30.06 [4] (0:08.35)	1:21.71 [5] (0:12.12)	1:09.59 [4] (0:11.78)	0:57.81 [5] (0:11.66)	0:46.15 [4] (0:11.36)	0:34.79 [4] (0:11.05)	0:23.74 [3] (0:11.29)	0:12.45 [3] (0:12.45)					
Average Speed [km/h]	43.1	59.3	61.2	61.9	64.0	65.3	63.9	58.5					
Top Speed [km/h]	56.9	60.9	61.5	63.7	64.6	66.0	65.6	61.5					
Avg. Dist. to Rail [m]	2.5	0.6	0.4	0.2	1.5	5.1	6.3	7.6					
Avg. Stride Freq. [Hz]	2.2	2.4	2.4	2.4	2.4	2.4	2.4	2.2					
Avg. Stride Length [m]	5.0	6.9	7.2	7.2	7.3	7.4	7.5	7.4					





Horse/Jockey Name	Kareem
Final Rank	5
Fastest Section Time (Section)	0:08.45 (Overall)
Top Speed [km/h] (Section)	66.6 (600m)
Race State	Finished



## Rockhampton Professional

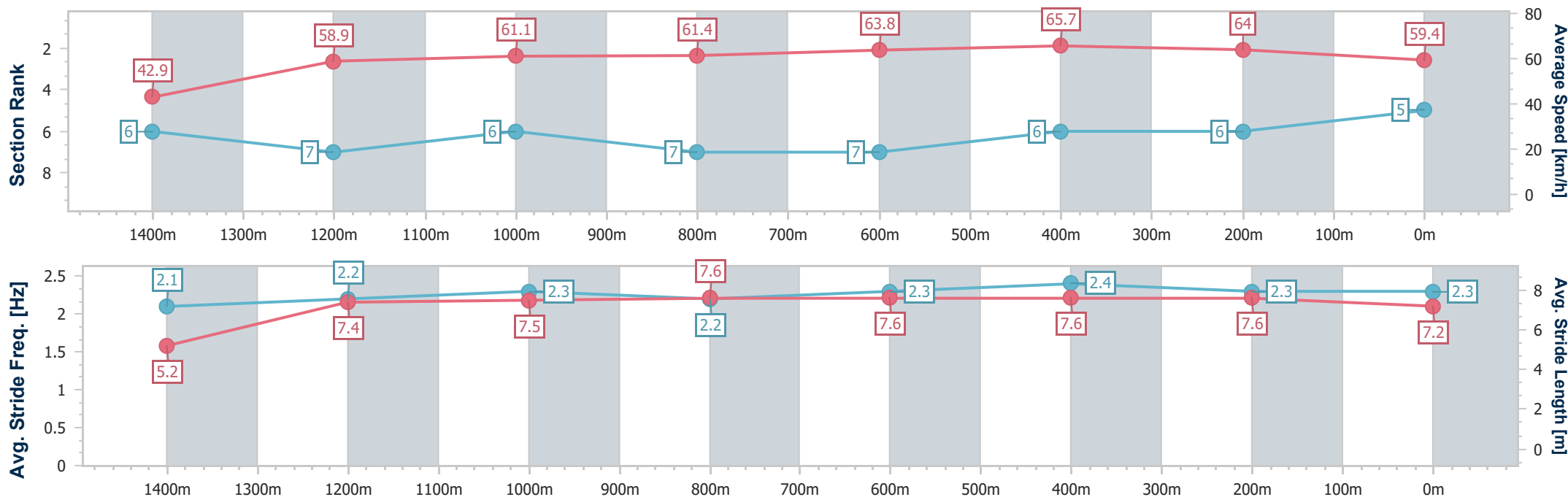
Race 5: Cleanaway BM65 Handicap - 1500m

05 February 2026 - 15:18

Track Rating: Soft 5, Weather: Overcast, Rail Position: +3.5m Entire



Section	Overall	1400m	1200m	1000m	800m	600m	400m	200m					
Section Times	1:30.15 [5] (0:08.45)	1:21.70 [6] (0:12.23)	1:09.47 [7] (0:11.77)	0:57.70 [6] (0:11.73)	0:45.97 [7] (0:11.52)	0:34.45 [7] (0:10.94)	0:23.51 [6] (0:11.27)	0:12.24 [6] (0:12.24)					
Average Speed [km/h]	42.9	58.9	61.1	61.4	63.8	65.7	64.0	59.4					
Top Speed [km/h]	54.9	61.3	62.5	62.9	65.4	66.6	65.8	62.0					
Avg. Dist. to Rail [m]	4.3	0.5	0.2	0.3	2.5	5.7	6.9	7.4					
Avg. Stride Freq. [Hz]	2.1	2.2	2.3	2.2	2.3	2.4	2.3	2.3					
Avg. Stride Length [m]	5.2	7.4	7.5	7.6	7.6	7.6	7.6	7.2					





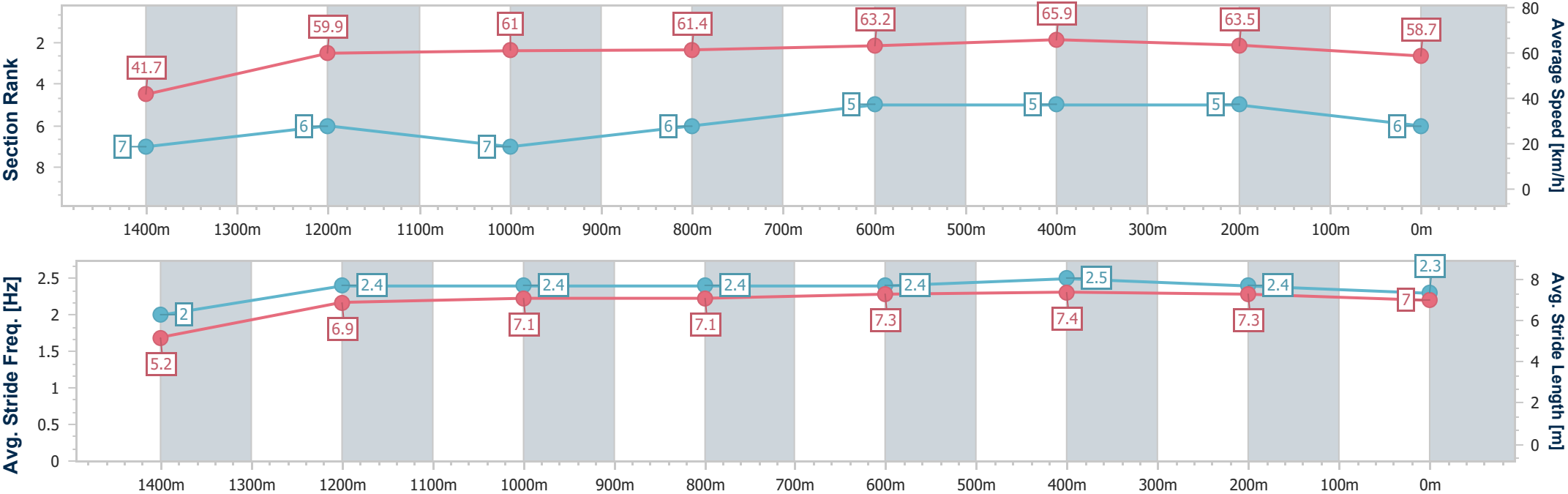
Horse/Jockey Name	Fifty Five Mustang
Final Rank	6
Fastest Section Time (Section)	0:08.65 (Overall)
Top Speed [km/h] (Section)	67.3 (600m)
Race State	Finished



RockhamptonProfessional  
Race 5: Cleanaway BM65 Handicap - 1500m  
05 February 2026 - 15:18  
Track Rating: Soft 5, Weather: Overcast, Rail Position: +3.5m Entire



Section	Overall	1400m	1200m	1000m	800m	600m	400m	200m					
Section Times	1:30.24 [6] (0:08.65)	1:21.59 [7] (0:12.00)	1:09.59 [6] (0:11.81)	0:57.78 [7] (0:11.66)	0:46.12 [6] (0:11.43)	0:34.69 [5] (0:10.94)	0:23.75 [5] (0:11.34)	0:12.41 [5] (0:12.41)					
Average Speed [km/h]	41.7	59.9	61.0	61.4	63.2	65.9	63.5	58.7					
Top Speed [km/h]	58.0	61.8	62.4	63.8	65.1	67.3	67.0	61.1					
Avg. Dist. to Rail [m]	3.1	1.6	1.9	0.8	0.8	3.0	3.6	3.9					
Avg. Stride Freq. [Hz]	2.0	2.4	2.4	2.4	2.4	2.5	2.4	2.3					
Avg. Stride Length [m]	5.2	6.9	7.1	7.1	7.3	7.4	7.3	7.0					





Horse/Jockey Name	Biker
Final Rank	7
Fastest Section Time (Section)	0:08.98 (Overall)
Top Speed [km/h] (Section)	66.1 (600m)
Race State	Finished



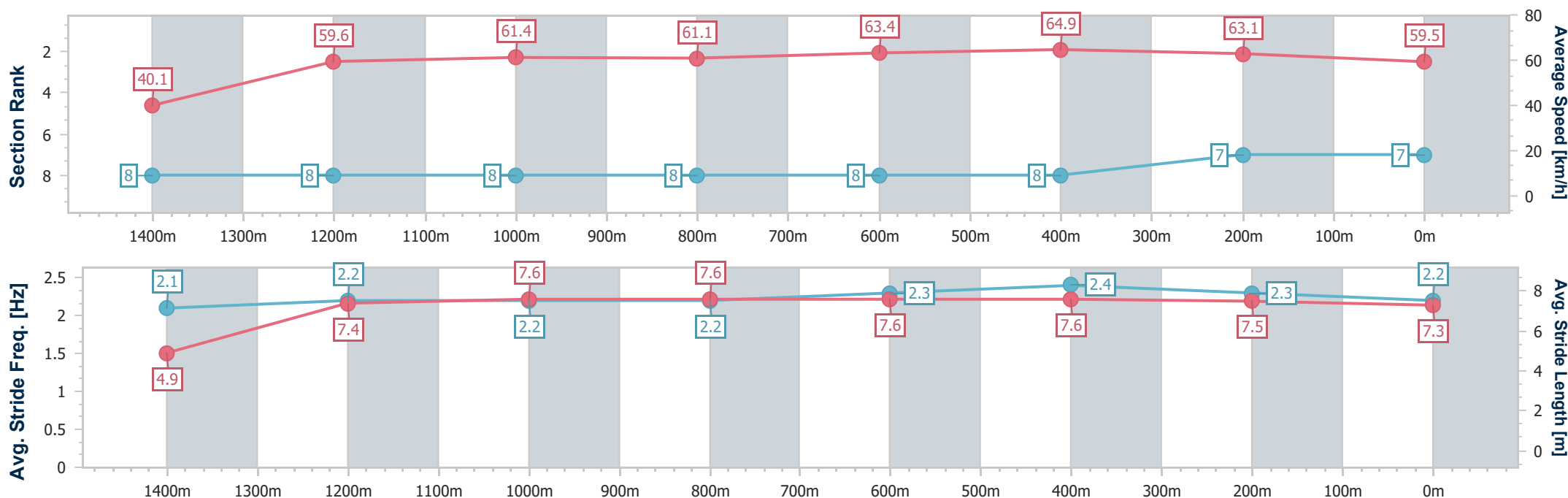
RockhamptonProfessional  
Race 5: Cleanaway BM65 Handicap - 1500m

05 February 2026 - 15:18



Track Rating: Soft 5, Weather: Overcast, Rail Position: +3.5m Entire

Section	Overall	1400m	1200m	1000m	800m	600m	400m	200m					
Section Times	1:30.76 [7] (0:08.98)	1:21.78 [8] (0:12.05)	1:09.73 [8] (0:11.73)	0:58.00 [8] (0:11.76)	0:46.24 [8] (0:11.48)	0:34.76 [8] (0:11.10)	0:23.66 [8] (0:11.38)	0:12.28 [7] (0:12.28)					
Average Speed [km/h]	40.1	59.6	61.4	61.1	63.4	64.9	63.1	59.5					
Top Speed [km/h]	57.3	61.2	62.0	61.9	65.0	66.1	65.1	62.0					
Avg. Dist. to Rail [m]	2.3	0.5	0.2	0.2	0.9	1.3	2.3	5.3					
Avg. Stride Freq. [Hz]	2.1	2.2	2.2	2.2	2.3	2.4	2.3	2.2					
Avg. Stride Length [m]	4.9	7.4	7.6	7.6	7.6	7.6	7.5	7.3					







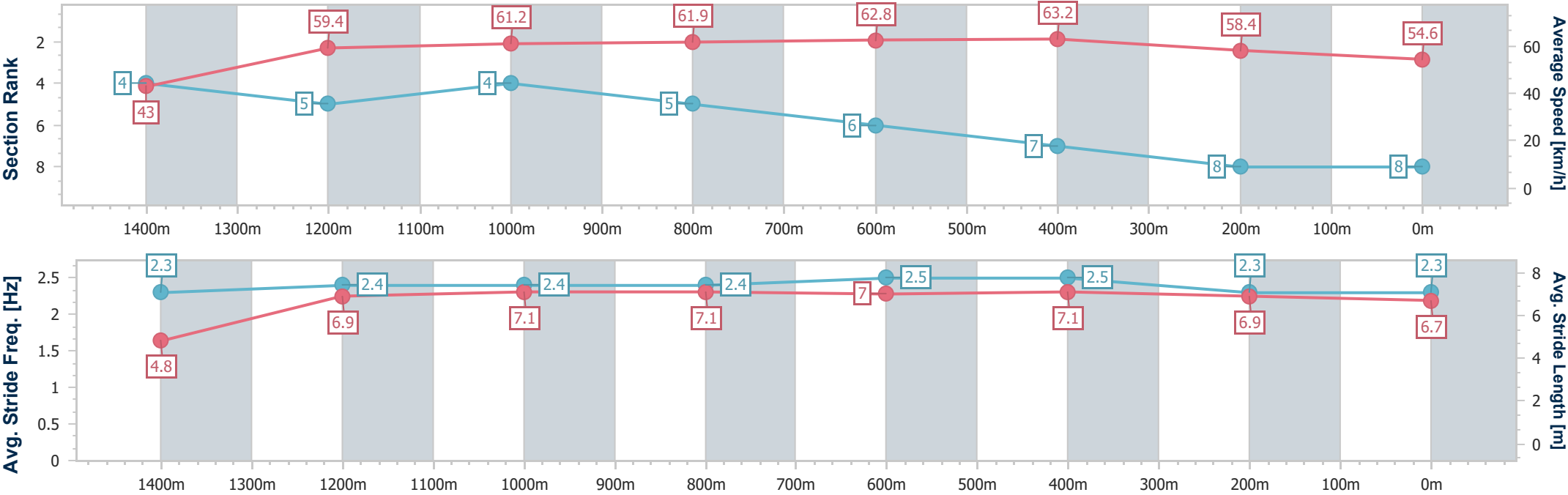
Horse/Jockey Name	Lady Townson
Final Rank	8
Fastest Section Time (Section)	0:08.34 (Overall)
Top Speed [km/h] (Section)	64.5 (600m)
Race State	Finished



RockhamptonProfessional  
Race 5: Cleanaway BM65 Handicap - 1500m  
05 February 2026 - 15:18  
Track Rating: Soft 5, Weather: Overcast, Rail Position: +3.5m Entire



Section	Overall	1400m	1200m	1000m	800m	600m	400m	200m					
Section Times	1:32.71 [8] (0:08.34)	1:24.37 [4] (0:12.17)	1:12.20 [5] (0:11.71)	1:00.49 [4] (0:11.73)	0:48.76 [5] (0:11.70)	0:37.06 [6] (0:11.41)	0:25.65 [7] (0:12.32)	0:13.33 [8] (0:13.33)					
Average Speed [km/h]	43.0	59.4	61.2	61.9	62.8	63.2	58.4	54.6					
Top Speed [km/h]	56.3	61.4	62.3	62.4	63.3	64.5	61.5	57.6					
Avg. Dist. to Rail [m]	3.0	0.5	0.4	0.8	2.4	4.9	5.8	6.2					
Avg. Stride Freq. [Hz]	2.3	2.4	2.4	2.4	2.5	2.5	2.3	2.3					
Avg. Stride Length [m]	4.8	6.9	7.1	7.1	7.0	7.1	6.9	6.7					





Rockhampton Professional  
Race 6: C & R Communications Handicap - 1300m  
05 February 2026 - 15:57



Track Rating: Soft 5, Weather: Overcast, Rail Position: +3.5m Entire

Section		Overall				1200m	1000m	800m	600m	400m	Last 600m	
Field Times		1:15.62				1:07.98	0:56.70	0:45.44	0:34.07	0:22.99	0:34.07	
		(0:07.64)				(0:11.28)	(0:11.26)	(0:11.37)	(0:11.08)	(0:11.23)		
Rank	TAB	Horse/Jockey	Barrier	Top Speed [km/h]	Fastest Section							Distance Travelled [m]
1	5	OBLIGATED	3	66.6	0:07.89	1:15.62 [1]	1:07.73 [2]	0:56.39 [2]	0:45.13 [3]	0:33.80 [2]	0:22.82 [2]	0:33.80
		Sean Cormack		600m	Overall	(0:07.89)	(0:11.34)	(0:11.26)	(0:11.33)	(0:10.98)	(0:11.09)	
2	10	TIZSO FAB	5	66.3	0:07.64	1:15.79 [2]	1:08.15 [1]	0:56.87 [1]	0:45.61 [1]	0:34.24 [1]	0:23.16 [1]	0:34.24 +2
		Tahlia Fenlon		800m	Overall	(0:07.64)	(0:11.28)	(0:11.26)	(0:11.37)	(0:11.08)	(0:11.23)	
3	8	MOKTAFFY	7	66.2	0:07.97	1:16.28 [3]	1:08.31 [3]	0:56.88 [3]	0:45.68 [4]	0:34.15 [4]	0:23.11 [3]	0:34.15 +3
		Warwick Satherley		400m	Overall	(0:07.97)	(0:11.43)	(0:11.20)	(0:11.53)	(0:11.04)	(0:11.16)	
4	4	STAMPE	8	65.9	0:08.22	1:16.71 [4]	1:08.49 [5]	0:57.15 [5]	0:45.92 [5]	0:34.37 [5]	0:23.28 [6]	0:34.37 -1
		Paul Hamblin		600m	Overall	(0:08.22)	(0:11.34)	(0:11.23)	(0:11.55)	(0:11.09)	(0:11.22)	
5	6	JOURNALISM	6	68.2	0:09.26	1:17.03 [5]	1:07.77 [6]	0:56.65 [6]	0:45.96 [6]	0:34.58 [6]	0:23.63 [5]	0:34.58 +2
		Fred Larson		1000m	Overall	(0:09.26)	(0:11.12)	(0:10.69)	(0:11.38)	(0:10.95)	(0:11.29)	
6	1	LOGAN STREET LION	9	66.8	0:08.01	1:17.17 [6]	1:09.16 [4]	0:57.70 [4]	0:46.72 [2]	0:35.25 [3]	0:24.00 [4]	0:35.25 +4
		Raul Silvera Olivera		1000m	Overall	(0:08.01)	(0:11.46)	(0:10.98)	(0:11.47)	(0:11.25)	(0:11.57)	

Scratched: Track Tale (#2), Pocket Full (#3), Parade Ground (#7), Scrub Chain (#9)



Rockhampton Professional  
Race 6: C & R Communications Handicap - 1300m  
05 February 2026 - 15:57



Track Rating: Soft 5, Weather: Overcast, Rail Position: +3.5m Entire

Section Field Times		200m 0:11.76 (0:11.76)					Last 600m 0:34.07		
Rank	TAB	Horse/Jockey	Barrier	Top Speed [km/h]	Fastest Section	Margin		Distance Travelled [m]	
1	5	OBLIGATED	3	66.6	0:07.89	0:11.73 [2]	1:15.62	0:33.80	
		Sean Cormack		600m	Overall	(0:11.73)			
2	10	TIZSO FAB	5	66.3	0:07.64	0:11.93 [1]	1.01L	0:34.24	+2
		Tahlia Fenlon		800m	Overall	(0:11.93)			
3	8	MOKTAFFY	7	66.2	0:07.97	0:11.95 [3]	3.89L	0:34.15	+3
		Warwick Satherley		400m	Overall	(0:11.95)			
4	4	STAMPE	8	65.9	0:08.22	0:12.06 [4]	6.41L	0:34.37	-1
		Paul Hamblin		600m	Overall	(0:12.06)			
5	6	JOURNALISM	6	68.2	0:09.26	0:12.34 [5]	8.32L	0:34.58	+2
		Fred Larson		1000m	Overall	(0:12.34)			
6	1	LOGAN STREET LION	9	66.8	0:08.01	0:12.43 [6]	9.11L	0:35.25	+4
		Raul Silvera Olivera		1000m	Overall	(0:12.43)			

Scratched: Track Tale (#2), Pocket Full (#3), Parade Ground (#7), Scrub Chain (#9)



Horse/Jockey Name	Obligated
Final Rank	1
Fastest Section Time (Section)	0:07.89 (Overall)
Top Speed [km/h] (Section)	66.6 (600m)
Race State	Finished

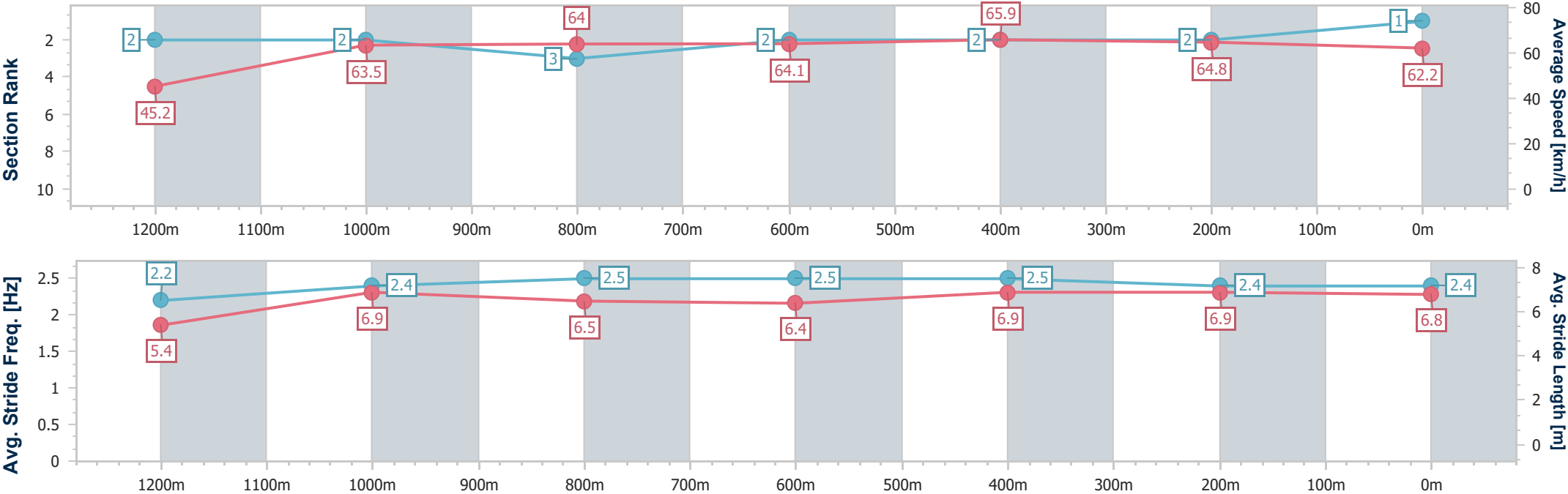


RockhamptonProfessional  
Race 6: C & R Communications Handicap - 1300m  
05 February 2026 - 15:57



Track Rating: Soft 5, Weather: Overcast, Rail Position: +3.5m Entire

Section	Overall	1200m	1000m	800m	600m	400m	200m						
Section Times	1:15.62 [1] (0:07.89)	1:07.73 [2] (0:11.34)	0:56.39 [2] (0:11.26)	0:45.13 [3] (0:11.33)	0:33.80 [2] (0:10.98)	0:22.82 [2] (0:11.09)	0:11.73 [2] (0:11.73)						
Average Speed [km/h]	45.2	63.5	64.0	64.1	65.9	64.8	62.2						
Top Speed [km/h]	62.4	64.6	64.6	65.2	66.6	65.5	64.4						
Avg. Dist. to Rail [m]	0.8	0.8	0.6	1.4	3.3	4.2	6.1						
Avg. Stride Freq. [Hz]	2.2	2.4	2.5	2.5	2.5	2.4	2.4						
Avg. Stride Length [m]	5.4	6.9	6.5	6.4	6.9	6.9	6.8						





Horse/Jockey Name	Tizso Fab
Final Rank	2
Fastest Section Time (Section)	0:07.64 (Overall)
Top Speed [km/h] (Section)	66.3 (800m)
Race State	Finished

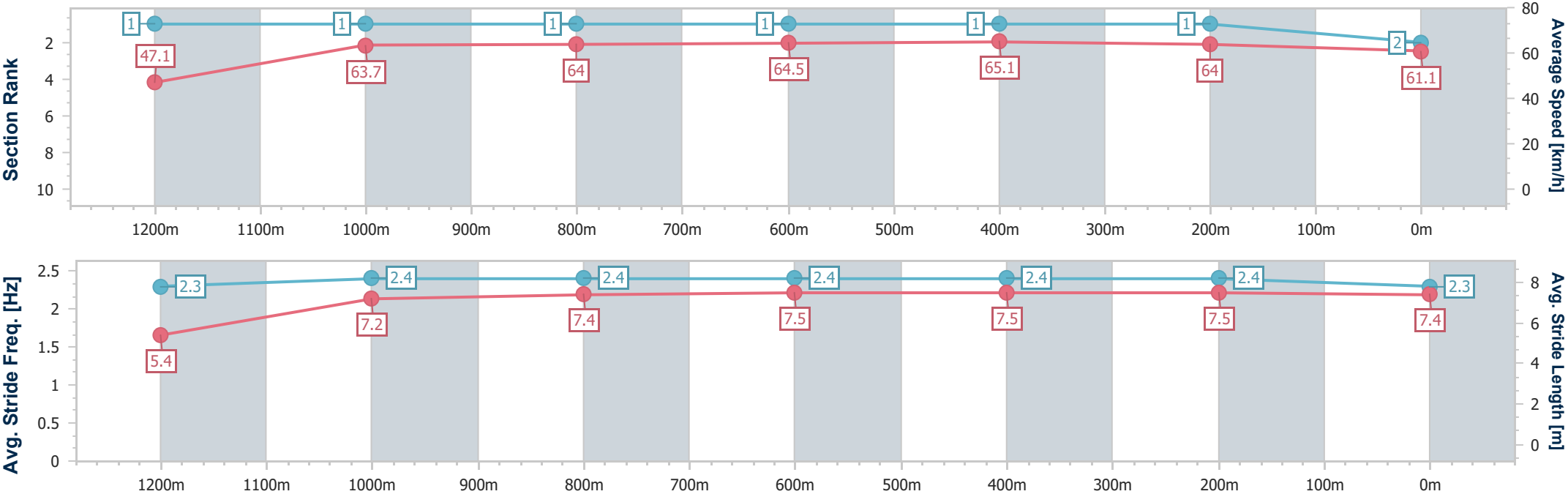


RockhamptonProfessional  
Race 6: C & R Communications Handicap - 1300m  
05 February 2026 - 15:57



Track Rating: Soft 5, Weather: Overcast, Rail Position: +3.5m Entire

Section	Overall	1200m	1000m	800m	600m	400m	200m						
Section Times	1:15.79 [2] (0:07.64)	1:08.15 [1] (0:11.28)	0:56.87 [1] (0:11.26)	0:45.61 [1] (0:11.37)	0:34.24 [1] (0:11.08)	0:23.16 [1] (0:11.23)	0:11.93 [1] (0:11.93)						
Average Speed [km/h]	47.1	63.7	64.0	64.5	65.1	64.0	61.1						
Top Speed [km/h]	62.6	64.3	65.5	66.3	65.9	65.3	64.0						
Avg. Dist. to Rail [m]	1.2	0.7	0.7	2.5	2.9	2.5	2.5						
Avg. Stride Freq. [Hz]	2.3	2.4	2.4	2.4	2.4	2.4	2.3						
Avg. Stride Length [m]	5.4	7.2	7.4	7.5	7.5	7.5	7.4						





Horse/Jockey Name	Moktaffy
Final Rank	3
Fastest Section Time (Section)	0:07.97 (Overall)
Top Speed [km/h] (Section)	66.2 (400m)
Race State	Finished

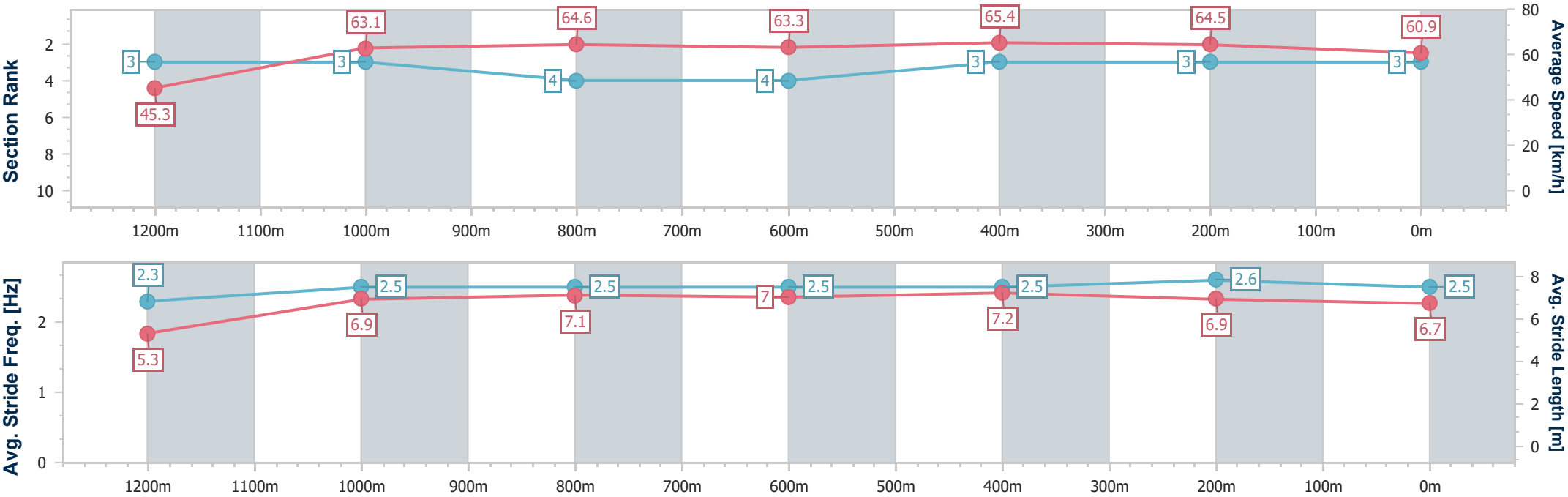


RockhamptonProfessional  
Race 6: C & R Communications Handicap - 1300m  
05 February 2026 - 15:57



Track Rating: Soft 5, Weather: Overcast, Rail Position: +3.5m Entire

Section	Overall	1200m	1000m	800m	600m	400m	200m						
Section Times	1:16.28 [3] (0:07.97)	1:08.31 [3] (0:11.43)	0:56.88 [3] (0:11.20)	0:45.68 [4] (0:11.53)	0:34.15 [4] (0:11.04)	0:23.11 [3] (0:11.16)	0:11.95 [3] (0:11.95)						
Average Speed [km/h]	45.3	63.1	64.6	63.3	65.4	64.5	60.9						
Top Speed [km/h]	59.4	64.6	65.4	64.9	66.2	66.2	63.3						
Avg. Dist. to Rail [m]	2.2	0.5	0.8	2.0	2.7	3.5	5.7						
Avg. Stride Freq. [Hz]	2.3	2.5	2.5	2.5	2.5	2.6	2.5						
Avg. Stride Length [m]	5.3	6.9	7.1	7.0	7.2	6.9	6.7						





Horse/Jockey Name	Stampe
Final Rank	4
Fastest Section Time (Section)	0:08.22 (Overall)
Top Speed [km/h] (Section)	65.9 (600m)
Race State	Finished

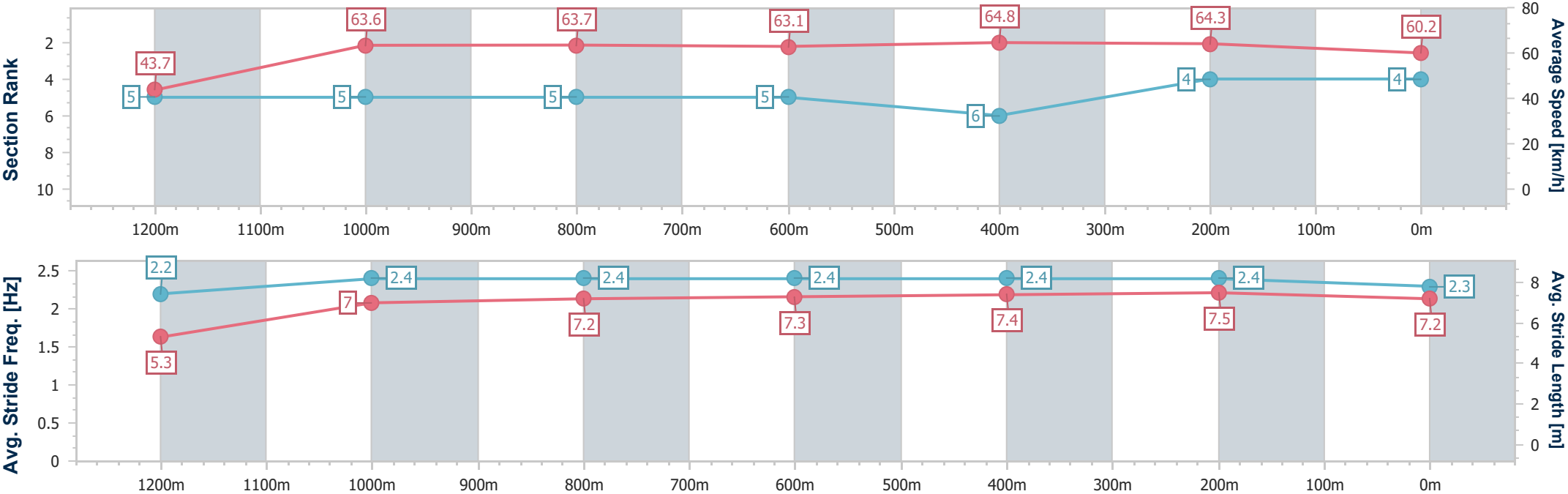


RockhamptonProfessional  
Race 6: C & R Communications Handicap - 1300m  
05 February 2026 - 15:57



Track Rating: Soft 5, Weather: Overcast, Rail Position: +3.5m Entire

Section	Overall	1200m	1000m	800m	600m	400m	200m						
Section Times	1:16.71 [4] (0:08.22)	1:08.49 [5] (0:11.34)	0:57.15 [5] (0:11.23)	0:45.92 [5] (0:11.55)	0:34.37 [5] (0:11.09)	0:23.28 [6] (0:11.22)	0:12.06 [4]						
Average Speed [km/h]	43.7	63.6	63.7	63.1	64.8	64.3	60.2						
Top Speed [km/h]	60.4	65.2	65.1	64.5	65.9	64.9	63.6						
Avg. Dist. to Rail [m]	2.5	0.7	0.6	1.4	2.6	2.3	2.6						
Avg. Stride Freq. [Hz]	2.2	2.4	2.4	2.4	2.4	2.4	2.3						
Avg. Stride Length [m]	5.3	7.0	7.2	7.3	7.4	7.5	7.2						





Horse/Jockey Name	Journalism
Final Rank	5
Fastest Section Time (Section)	0:09.26 (Overall)
Top Speed [km/h] (Section)	68.2 (1000m)
Race State	Finished

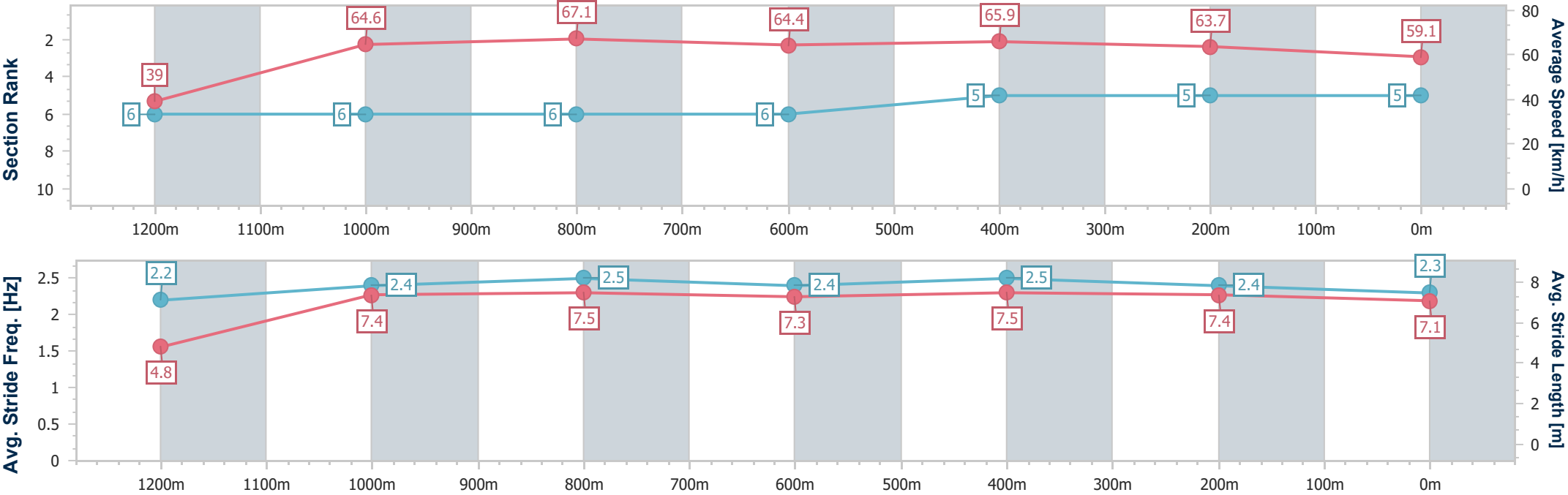


RockhamptonProfessional  
Race 6: C & R Communications Handicap - 1300m  
05 February 2026 - 15:57



Track Rating: Soft 5, Weather: Overcast, Rail Position: +3.5m Entire

Section	Overall	1200m	1000m	800m	600m	400m	200m						
Section Times	1:17.03 [5] (0:09.26)	1:07.77 [6] (0:11.12)	0:56.65 [6] (0:10.69)	0:45.96 [6] (0:11.38)	0:34.58 [6] (0:10.95)	0:23.63 [5] (0:11.29)	0:12.34 [5] (0:12.34)						
Average Speed [km/h]	39.0	64.6	67.1	64.4	65.9	63.7	59.1						
Top Speed [km/h]	59.0	67.6	68.2	66.9	66.7	65.6	61.3						
Avg. Dist. to Rail [m]	2.2	0.9	0.8	2.5	4.0	6.2	7.8						
Avg. Stride Freq. [Hz]	2.2	2.4	2.5	2.4	2.5	2.4	2.3						
Avg. Stride Length [m]	4.8	7.4	7.5	7.3	7.5	7.4	7.1						







Horse/Jockey Name	Logan Street Lion
Final Rank	6
Fastest Section Time (Section)	0:08.01 (Overall)
Top Speed [km/h] (Section)	66.8 (1000m)
Race State	Finished

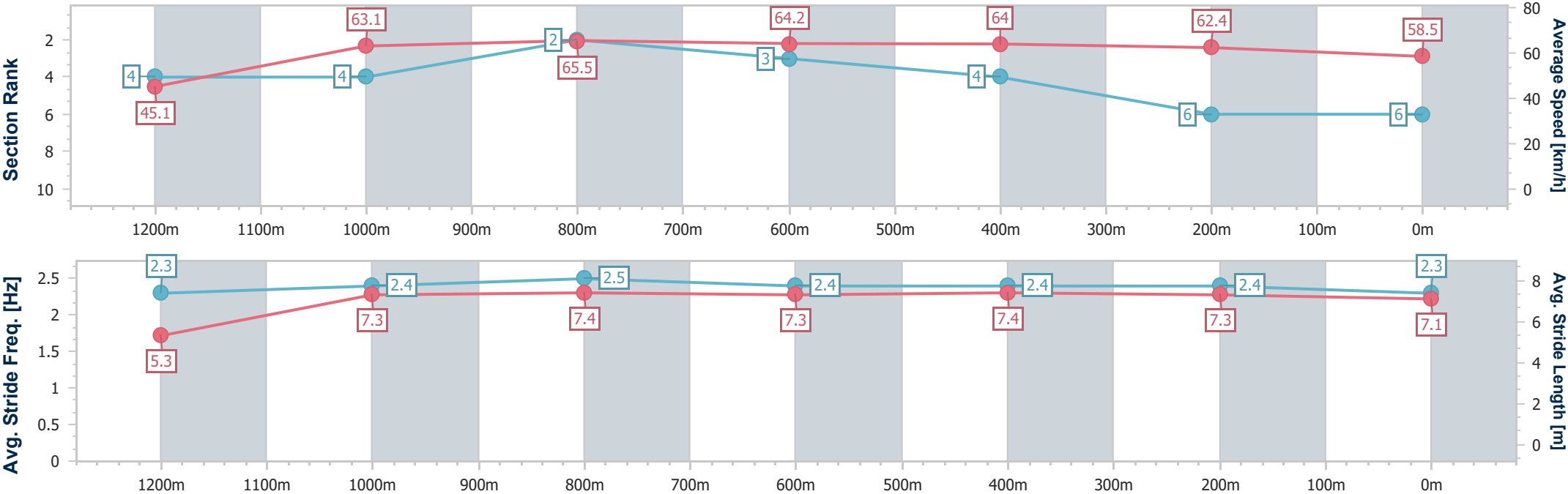


RockhamptonProfessional  
Race 6: C & R Communications Handicap - 1300m  
05 February 2026 - 15:57



Track Rating: Soft 5, Weather: Overcast, Rail Position: +3.5m Entire

Section	Overall	1200m	1000m	800m	600m	400m	200m						
Section Times	1:17.17 [6] (0:08.01)	1:09.16 [4] (0:11.46)	0:57.70 [4] (0:10.98)	0:46.72 [2] (0:11.47)	0:35.25 [3] (0:11.25)	0:24.00 [4] (0:11.57)	0:12.43 [6] (0:12.43)						
Average Speed [km/h]	45.1	63.1	65.5	64.2	64.0	62.4	58.5						
Top Speed [km/h]	59.9	66.7	66.8	65.3	65.2	63.8	60.6						
Avg. Dist. to Rail [m]	4.0	0.9	0.6	2.7	4.3	5.4	6.1						
Avg. Stride Freq. [Hz]	2.3	2.4	2.5	2.4	2.4	2.4	2.3						
Avg. Stride Length [m]	5.3	7.3	7.4	7.3	7.4	7.3	7.1						





# Rockhampton Professional

## Race 7: Keppel Developments Class 1 Handicap - 1100m

05 February 2026 - 16:35



Track Rating: Soft 5, Weather: Overcast, Rail Position: +3.5m Entire

Section		Overall				1000m	800m	600m	400m	200m	Last 600m		
Field Times		1:03.37				0:55.96	0:45.16	0:34.10	0:23.00	0:11.93	0:34.10		
		(0:07.41)				(0:10.80)	(0:11.06)	(0:11.10)	(0:11.07)	(0:11.93)			
Rank	TAB	Horse/Jockey	Barrier	Top Speed [km/h]	Fastest Section						Margin	Distance Travelled [m]	
1	14	GOTTA HERO	5	69.2	0:07.43	1:03.37 [1]	0:55.94 [3]	0:44.97 [3]	0:33.90 [2]	0:22.98 [2]	0:11.92 [2]	1:03.37	0:33.90
		Amy Graham		1000m	Overall	(0:07.43)	(0:10.97)	(0:11.07)	(0:10.92)	(0:11.06)	(0:11.92)		
2	10	TEN CARAT LUCY	6	68.0	0:07.68	1:03.41 [2]	0:55.73 [8]	0:44.68 [8]	0:33.71 [5]	0:22.93 [4]	0:11.97 [1]	0.25L	0:33.71 -5
		Ryan Wiggins		400m	Overall	(0:07.68)	(0:11.05)	(0:10.97)	(0:10.78)	(0:10.96)	(0:11.97)		
3	7	RUM RUMBLE	10	68.2	0:07.41	1:03.44 [3]	0:56.03 [1]	0:44.91 [5]	0:33.60 [6]	0:22.85 [6]	0:11.87 [3]	0.4L	0:33.60 +5
		McKenzie Apel		600m	Overall	(0:07.41)	(0:11.12)	(0:11.31)	(0:10.75)	(0:10.98)	(0:11.87)		
4	6	FOUR LEAF WONDER	2	66.9	0:07.43	1:03.58 [4]	0:56.15 [4]	0:45.14 [4]	0:33.91 [4]	0:23.10 [5]	0:11.99 [4]	1.24L	0:33.91 -2
		Georgina Cartwright		600m	Overall	(0:07.43)	(0:11.01)	(0:11.23)	(0:10.81)	(0:11.11)	(0:11.99)		
5	11	ATALA	4	67.6	0:07.57	1:03.67 [5]	0:56.10 [6]	0:44.97 [7]	0:33.75 [8]	0:22.89 [9]	0:11.88 [5]	1.75L	0:33.75 +1
		Jason Taylor		600m	Overall	(0:07.57)	(0:11.13)	(0:11.22)	(0:10.86)	(0:11.01)	(0:11.88)		
6	5	ROTHECATE	8	68.7	0:07.92	1:03.71 [6]	0:55.79 [12]	0:44.42 [13]	0:33.27 [12]	0:22.60 [12]	0:11.77 [9]	2.03L	0:33.27 -3
		Cody Collis		600m	Overall	(0:07.92)	(0:11.37)	(0:11.15)	(0:10.67)	(0:10.83)	(0:11.77)		
7	9	LUXOR PRINCE	12	68.2	0:08.04	1:03.81 [7]	0:55.77 [13]	0:44.55 [12]	0:33.37 [13]	0:22.73 [10]	0:11.78 [11]	2.6L	0:33.37 -5
		Tahlia Fenlon		600m	Overall	(0:08.04)	(0:11.22)	(0:11.18)	(0:10.64)	(0:10.95)	(0:11.78)		
8	1	BOOM BOOM RAY	3	67.7	0:07.83	1:03.89 [8]	0:56.06 [11]	0:45.11 [9]	0:33.97 [9]	0:23.18 [8]	0:11.95 [10]	3.08L	0:33.97 -4
		Sean Cormack		600m	Overall	(0:07.83)	(0:10.95)	(0:11.14)	(0:10.79)	(0:11.23)	(0:11.95)		
9	3	HOU LONG GWAI	13	67.5	0:07.57	1:04.10 [9]	0:56.53 [7]	0:45.48 [6]	0:34.26 [7]	0:23.43 [7]	0:12.24 [7]	4.29L	0:34.26 -2
		Tom Orr		600m	Overall	(0:07.57)	(0:11.05)	(0:11.22)	(0:10.83)	(0:11.19)	(0:12.24)		
10	2	PANIGALE	1	69.7	0:07.41	1:04.38 [10]	0:56.97 [2]	0:46.06 [2]	0:34.85 [3]	0:23.90 [3]	0:12.57 [6]	5.97L	0:34.85 -5
		Raul Silvera Olivera		600m	Overall	(0:07.41)	(0:10.91)	(0:11.21)	(0:10.95)	(0:11.33)	(0:12.57)		

Scratched: Grey Impact (#4)



# Rockhampton Professional

## Race 7: Keppel Developments Class 1 Handicap - 1100m

05 February 2026 - 16:35



Track Rating: Soft 5, Weather: Overcast, Rail Position: +3.5m Entire

Section						Overall	1000m	800m	600m	400m	200m	Last 600m		
Field Times						1:03.37 (0:07.41)	0:55.96 (0:10.80)	0:45.16 (0:11.06)	0:34.10 (0:11.10)	0:23.00 (0:11.07)	0:11.93 (0:11.93)	0:34.10		
Rank	TAB	Horse/Jockey	Barrier	Top Speed [km/h]	Fastest Section							Margin		Distance Travelled [m]
11	13	ZOULY	7	67.1	0:07.77	1:04.81 [11]	0:57.04 [10]	0:45.87 [10]	0:34.61 [10]	0:23.71 [11]	0:12.49 [12]	8.48L	0:34.61	-2
		Tasha Chambers		600m	Overall	(0:07.77)	(0:11.17)	(0:11.26)	(0:10.90)	(0:11.22)	(0:12.49)			
12	8	CRYPTIC PRISM	14	68.9	0:07.48	1:05.00 [12]	0:57.52 [5]	0:46.79 [1]	0:35.73 [1]	0:24.63 [1]	0:13.13 [8]	9.61L	0:35.73	+0
		Chris McIver		1000m	Overall	(0:07.48)	(0:10.73)	(0:11.06)	(0:11.10)	(0:11.50)	(0:13.13)			
13	12	TORERA	11	66.0	0:07.70	1:06.21 [13]	0:58.51 [9]	0:47.22 [11]	0:35.92 [11]	0:24.89 [13]	0:13.28 [13]	16.7L	0:35.92	+3
		Fred Larson		800m	Overall	(0:07.70)	(0:11.29)	(0:11.30)	(0:11.03)	(0:11.61)	(0:13.28)			

Scratched: Grey Impact (#4)



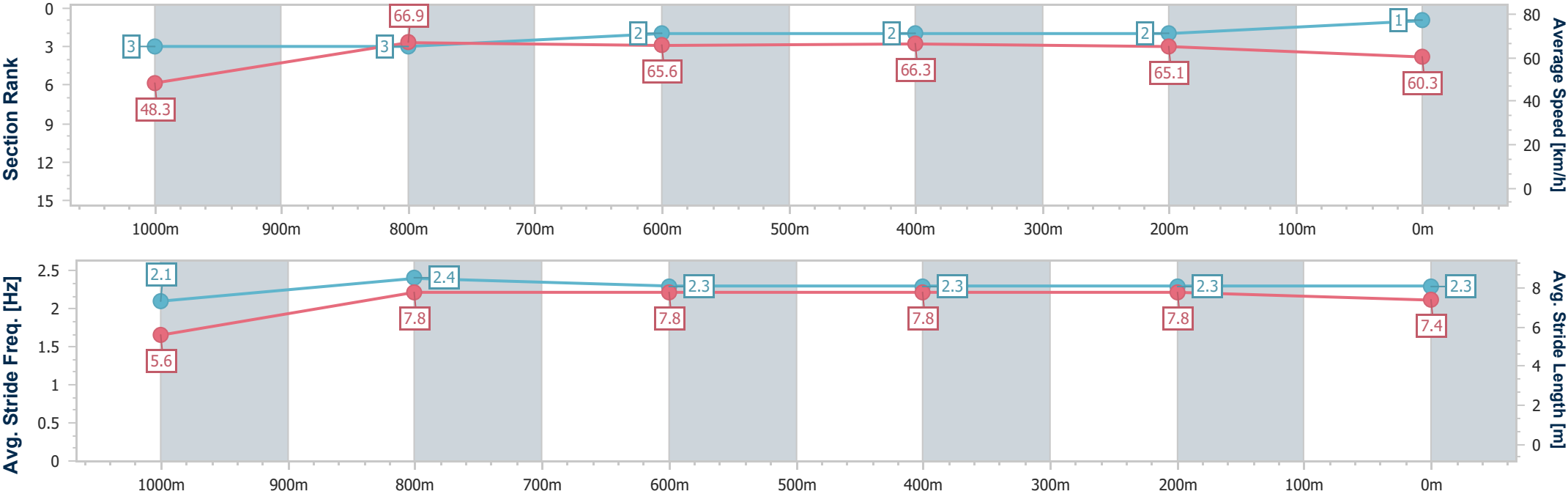
Horse/Jockey Name	Gotta Hero
Final Rank	1
Fastest Section Time (Section)	0:07.43 (Overall)
Top Speed [km/h] (Section)	69.2 (1000m)
Race State	Finished



RockhamptonProfessional  
Race 7: Keppel Developments Class 1 Handicap - 1100m  
05 February 2026 - 16:35  
Track Rating: Soft 5, Weather: Overcast, Rail Position: +3.5m Entire



Section	Overall	1000m	800m	600m	400m	200m							
Section Times	1:03.37 [1] (0:07.43)	0:55.94 [3] (0:10.97)	0:44.97 [3] (0:11.07)	0:33.90 [2] (0:10.92)	0:22.98 [2] (0:11.06)	0:11.92 [2] (0:11.92)							
Average Speed [km/h]	48.3	66.9	65.6	66.3	65.1	60.3							
Top Speed [km/h]	63.4	69.2	67.5	67.8	67.6	63.3							
Avg. Dist. to Rail [m]	7.9	3.2	1.6	3.9	5.2	4.0							
Avg. Stride Freq. [Hz]	2.1	2.4	2.3	2.3	2.3	2.3							
Avg. Stride Length [m]	5.6	7.8	7.8	7.8	7.8	7.4							





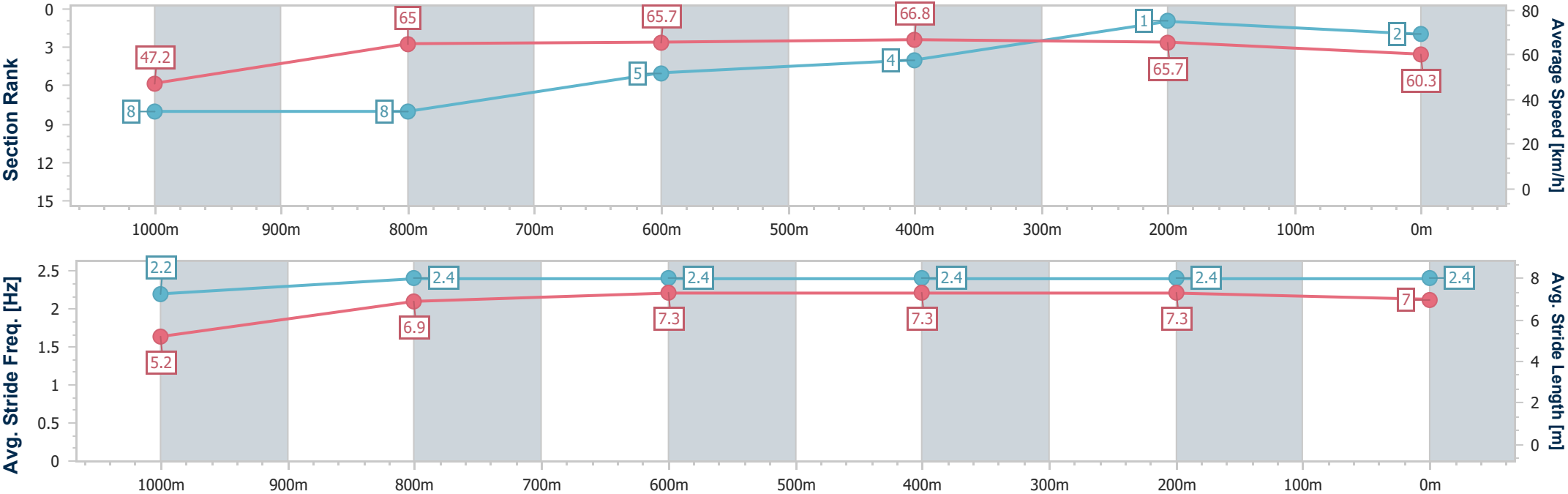
Horse/Jockey Name	Ten Carat Lucy
Final Rank	2
Fastest Section Time (Section)	0:07.68 (Overall)
Top Speed [km/h] (Section)	68.0 (400m)
Race State	Finished



RockhamptonProfessional  
Race 7: Keppel Developments Class 1 Handicap - 1100m  
05 February 2026 - 16:35  
Track Rating: Soft 5, Weather: Overcast, Rail Position: +3.5m Entire



Section	Overall	1000m	800m	600m	400m	200m							
Section Times	1:03.41 [2] (0:07.68)	0:55.73 [8] (0:11.05)	0:44.68 [8] (0:10.97)	0:33.71 [5] (0:10.78)	0:22.93 [4] (0:10.96)	0:11.97 [1] (0:11.97)							
Average Speed [km/h]	47.2	65.0	65.7	66.8	65.7	60.3							
Top Speed [km/h]	61.7	66.1	66.1	67.9	68.0	63.4							
Avg. Dist. to Rail [m]	7.4	0.9	0.9	2.6	5.0	4.9							
Avg. Stride Freq. [Hz]	2.2	2.4	2.4	2.4	2.4	2.4							
Avg. Stride Length [m]	5.2	6.9	7.3	7.3	7.3	7.0							





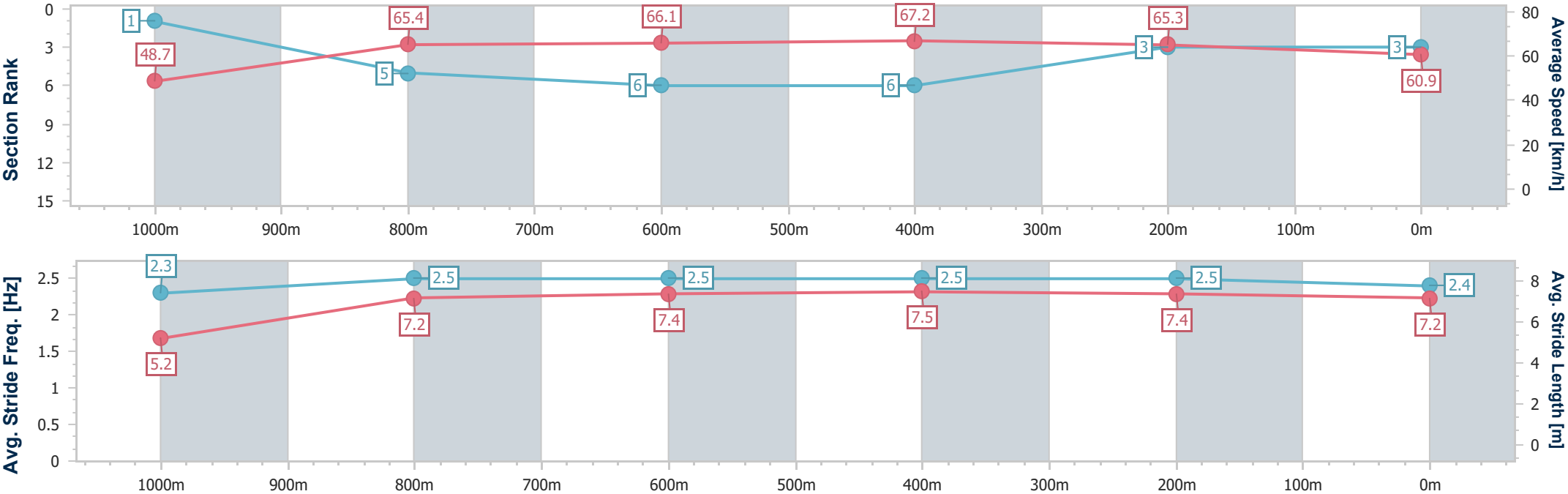
Horse/Jockey Name	Rum Rumble
Final Rank	3
Fastest Section Time (Section)	0:07.41 (Overall)
Top Speed [km/h] (Section)	68.2 (600m)
Race State	Finished



RockhamptonProfessional  
Race 7: Keppel Developments Class 1 Handicap - 1100m  
05 February 2026 - 16:35  
Track Rating: Soft 5, Weather: Overcast, Rail Position: +3.5m Entire



Section	Overall	1000m	800m	600m	400m	200m								
Section Times	1:03.44 [3] (0:07.41)	0:56.03 [1] (0:11.12)	0:44.91 [5] (0:11.31)	0:33.60 [6] (0:10.75)	0:22.85 [6] (0:10.98)	0:11.87 [3] (0:11.87)								
Average Speed [km/h]	48.7	65.4	66.1	67.2	65.3	60.9								
Top Speed [km/h]	64.4	67.3	68.0	68.2	67.9	63.8								
Avg. Dist. to Rail [m]	8.7	2.7	4.6	4.5	6.5	6.8								
Avg. Stride Freq. [Hz]	2.3	2.5	2.5	2.5	2.5	2.4								
Avg. Stride Length [m]	5.2	7.2	7.4	7.5	7.4	7.2								





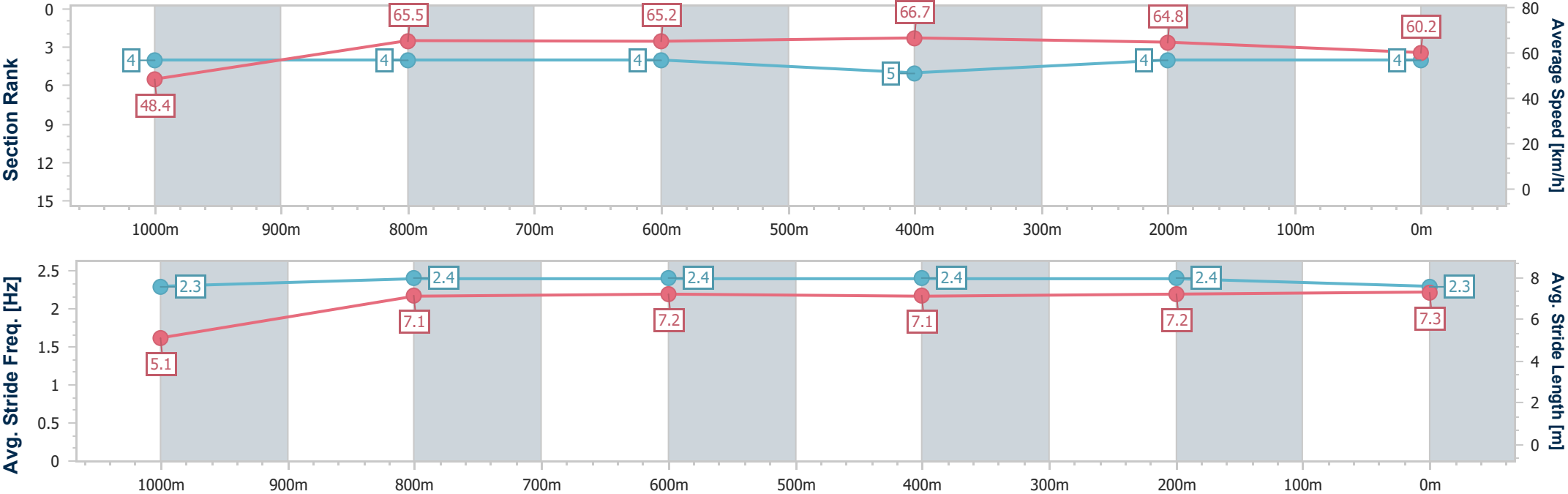
Horse/Jockey Name	Four Leaf Wonder
Final Rank	4
Fastest Section Time (Section)	0:07.43 (Overall)
Top Speed [km/h] (Section)	66.9 (600m)
Race State	Finished



RockhamptonProfessional  
Race 7: Keppel Developments Class 1 Handicap - 1100m  
05 February 2026 - 16:35  
Track Rating: Soft 5, Weather: Overcast, Rail Position: +3.5m Entire



Section	Overall	1000m	800m	600m	400m	200m								
Section Times	1:03.58 [4] (0:07.43)	0:56.15 [4] (0:11.01)	0:45.14 [4] (0:11.23)	0:33.91 [4] (0:10.81)	0:23.10 [5] (0:11.11)	0:11.99 [4] (0:11.99)								
Average Speed [km/h]	48.4	65.5	65.2	66.7	64.8	60.2								
Top Speed [km/h]	63.1	66.1	66.1	66.9	66.2	62.4								
Avg. Dist. to Rail [m]	3.7	0.7	2.4	1.7	2.7	2.8								
Avg. Stride Freq. [Hz]	2.3	2.4	2.4	2.4	2.4	2.3								
Avg. Stride Length [m]	5.1	7.1	7.2	7.1	7.2	7.3								





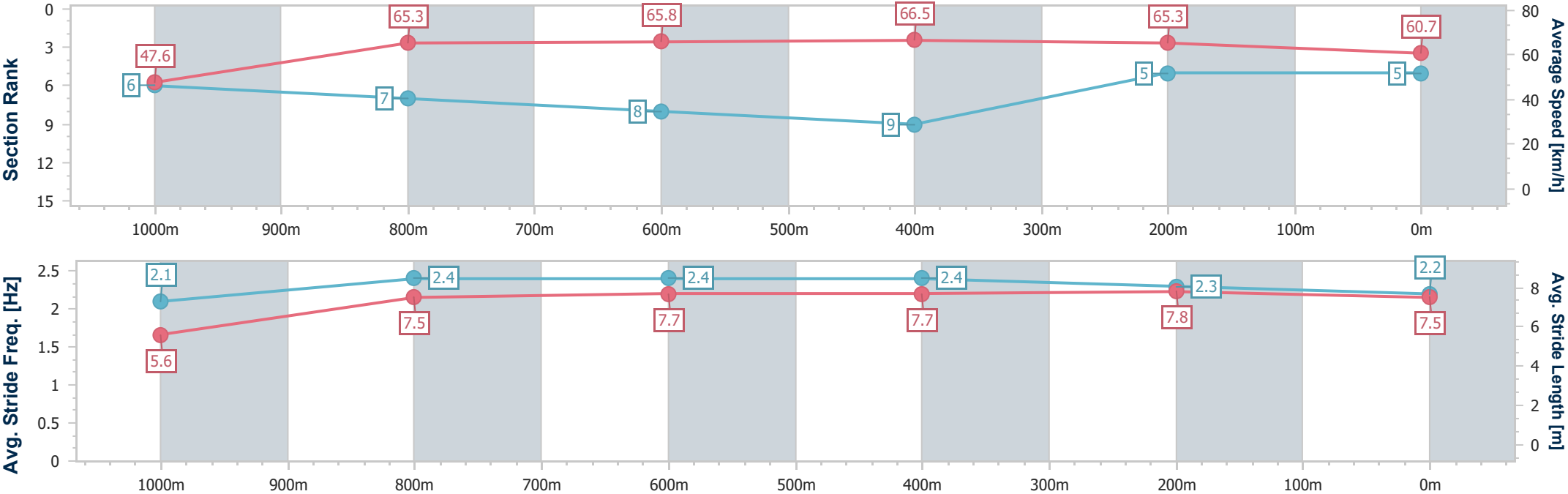
Horse/Jockey Name	Atala
Final Rank	5
Fastest Section Time (Section)	0:07.57 (Overall)
Top Speed [km/h] (Section)	67.6 (600m)
Race State	Finished



RockhamptonProfessional  
Race 7: Keppel Developments Class 1 Handicap - 1100m  
05 February 2026 - 16:35  
Track Rating: Soft 5, Weather: Overcast, Rail Position: +3.5m Entire



Section	Overall	1000m	800m	600m	400m	200m								
Section Times	1:03.67 [5] (0:07.57)	0:56.10 [6] (0:11.13)	0:44.97 [7] (0:11.22)	0:33.75 [8] (0:10.86)	0:22.89 [9] (0:11.01)	0:11.88 [5] (0:11.88)								
Average Speed [km/h]	47.6	65.3	65.8	66.5	65.3	60.7								
Top Speed [km/h]	61.4	67.3	67.5	67.6	66.9	63.8								
Avg. Dist. to Rail [m]	4.5	1.6	3.0	3.1	4.4	4.6								
Avg. Stride Freq. [Hz]	2.1	2.4	2.4	2.4	2.3	2.2								
Avg. Stride Length [m]	5.6	7.5	7.7	7.7	7.8	7.5								







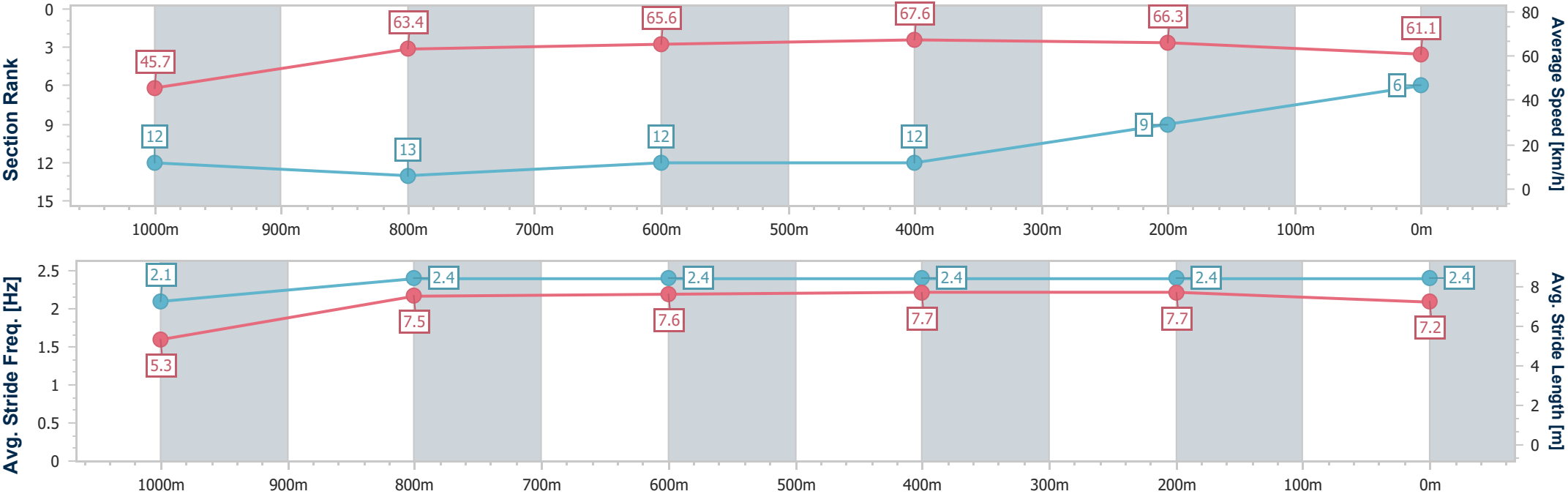
Horse/Jockey Name	Rothecate
Final Rank	6
Fastest Section Time (Section)	0:07.92 (Overall)
Top Speed [km/h] (Section)	68.7 (600m)
Race State	Finished



RockhamptonProfessional  
Race 7: Keppel Developments Class 1 Handicap - 1100m  
05 February 2026 - 16:35  
Track Rating: Soft 5, Weather: Overcast, Rail Position: +3.5m Entire



Section	Overall	1000m	800m	600m	400m	200m								
Section Times	1:03.71 [6] (0:07.92)	0:55.79 [12] (0:11.37)	0:44.42 [13] (0:11.15)	0:33.27 [12] (0:10.67)	0:22.60 [12] (0:10.83)	0:11.77 [9] (0:11.77)								
Average Speed [km/h]	45.7	63.4	65.6	67.6	66.3	61.1								
Top Speed [km/h]	61.8	64.4	66.8	68.7	67.8	65.2								
Avg. Dist. to Rail [m]	7.6	0.9	1.7	5.0	9.2	8.6								
Avg. Stride Freq. [Hz]	2.1	2.4	2.4	2.4	2.4	2.4								
Avg. Stride Length [m]	5.3	7.5	7.6	7.7	7.7	7.2								





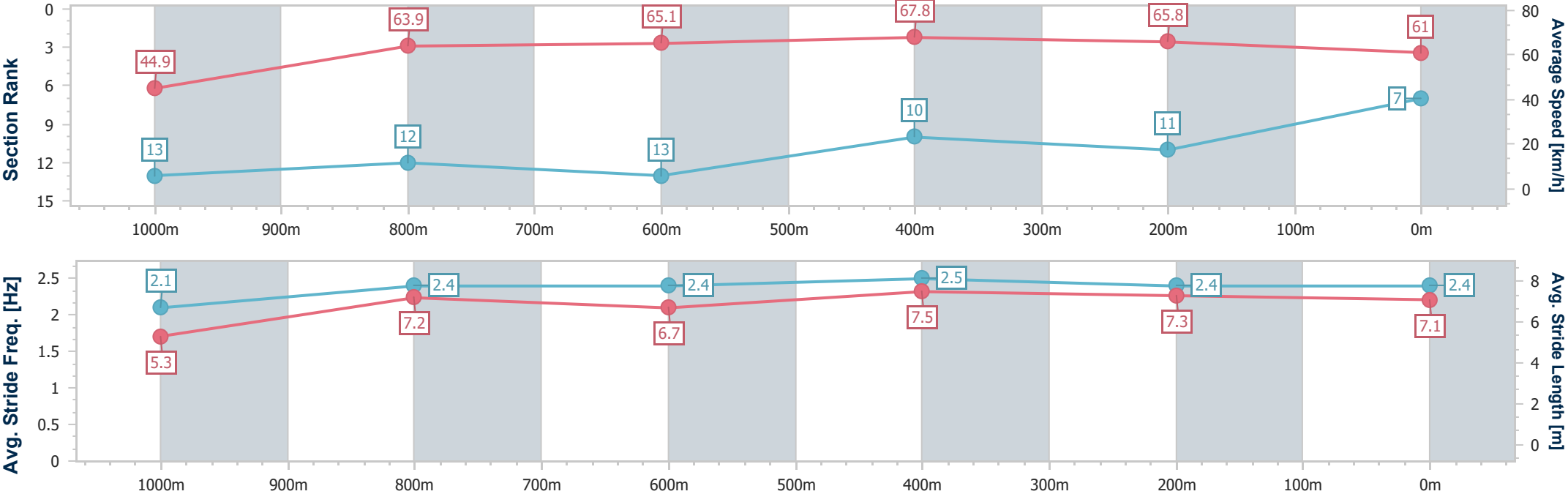
Horse/Jockey Name	Luxor Prince
Final Rank	7
Fastest Section Time (Section)	0:08.04 (Overall)
Top Speed [km/h] (Section)	68.2 (600m)
Race State	Finished



RockhamptonProfessional  
Race 7: Keppel Developments Class 1 Handicap - 1100m  
05 February 2026 - 16:35  
Track Rating: Soft 5, Weather: Overcast, Rail Position: +3.5m Entire



Section	Overall	1000m	800m	600m	400m	200m								
Section Times	1:03.81 [7] (0:08.04)	0:55.77 [13] (0:11.22)	0:44.55 [12] (0:11.18)	0:33.37 [13] (0:10.64)	0:22.73 [10] (0:10.95)	0:11.78 [11] (0:11.78)								
Average Speed [km/h]	44.9	63.9	65.1	67.8	65.8	61.0								
Top Speed [km/h]	60.2	65.8	66.3	68.2	68.0	64.4								
Avg. Dist. to Rail [m]	10.4	1.6	1.6	5.2	10.1	11.7								
Avg. Stride Freq. [Hz]	2.1	2.4	2.4	2.5	2.4	2.4								
Avg. Stride Length [m]	5.3	7.2	6.7	7.5	7.3	7.1								





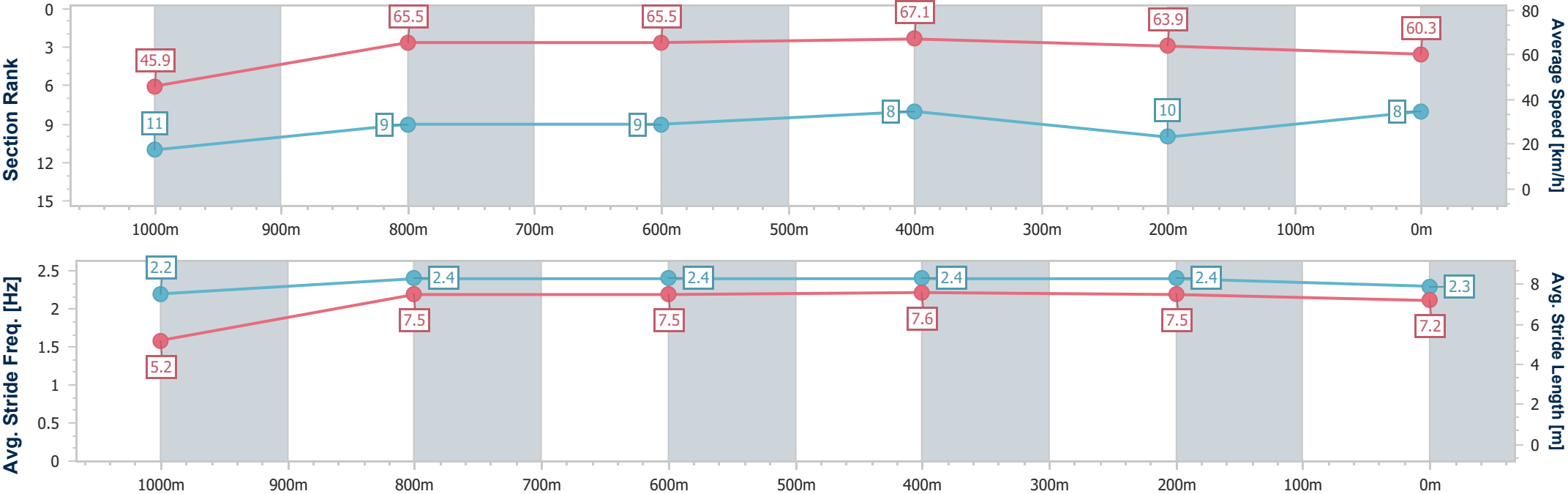
Horse/Jockey Name	Boom Boom Ray
Final Rank	8
Fastest Section Time (Section)	0:07.83 (Overall)
Top Speed [km/h] (Section)	67.7 (600m)
Race State	Finished



RockhamptonProfessional  
Race 7: Keppel Developments Class 1 Handicap - 1100m  
05 February 2026 - 16:35  
Track Rating: Soft 5, Weather: Overcast, Rail Position: +3.5m Entire



Section	Overall	1000m	800m	600m	400m	200m								
Section Times	1:03.89 [8] (0:07.83)	0:56.06 [11] (0:10.95)	0:45.11 [9] (0:11.14)	0:33.97 [9] (0:10.79)	0:23.18 [8] (0:11.23)	0:11.95 [10] (0:11.95)								
Average Speed [km/h]	45.9	65.5	65.5	67.1	63.9	60.3								
Top Speed [km/h]	64.8	66.7	67.0	67.7	67.0	63.7								
Avg. Dist. to Rail [m]	3.0	1.4	2.1	2.0	2.0	2.6								
Avg. Stride Freq. [Hz]	2.2	2.4	2.4	2.4	2.4	2.3								
Avg. Stride Length [m]	5.2	7.5	7.5	7.6	7.5	7.2								





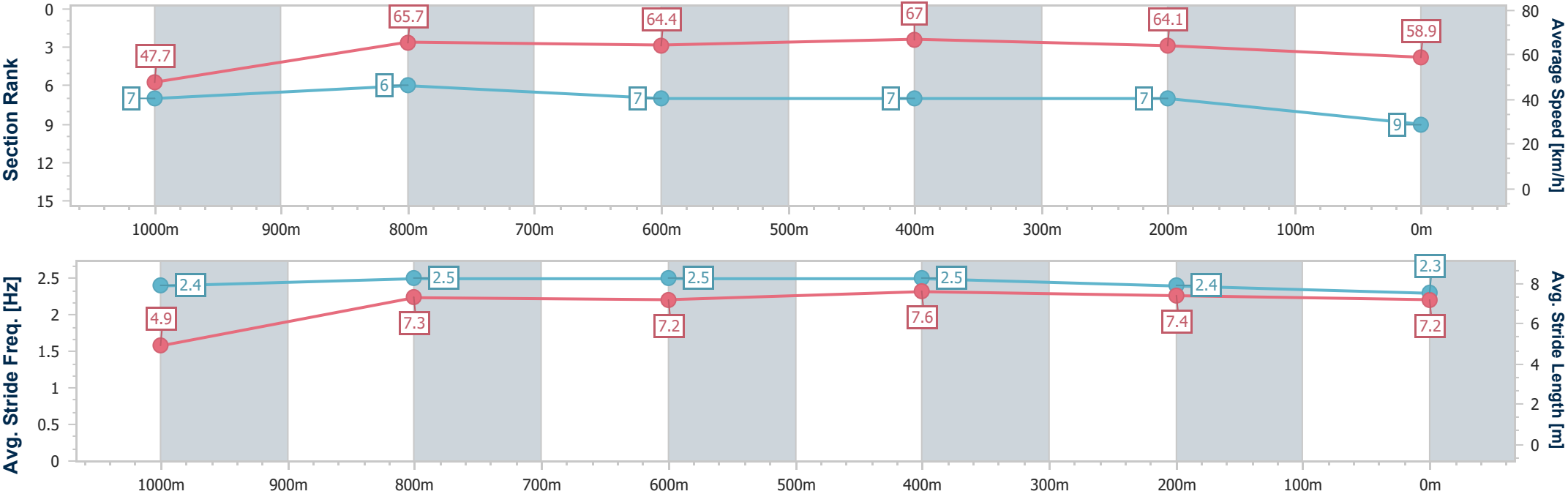
Horse/Jockey Name	Hou Long Gwai
Final Rank	9
Fastest Section Time (Section)	0:07.57 (Overall)
Top Speed [km/h] (Section)	67.5 (600m)
Race State	Finished



RockhamptonProfessional  
Race 7: Keppel Developments Class 1 Handicap - 1100m  
05 February 2026 - 16:35  
Track Rating: Soft 5, Weather: Overcast, Rail Position: +3.5m Entire



Section	Overall	1000m	800m	600m	400m	200m							
Section Times	1:04.10 [9] (0:07.57)	0:56.53 [7] (0:11.05)	0:45.48 [6] (0:11.22)	0:34.26 [7] (0:10.83)	0:23.43 [7] (0:11.19)	0:12.24 [7] (0:12.24)							
Average Speed [km/h]	47.7	65.7	64.4	67.0	64.1	58.9							
Top Speed [km/h]	64.7	66.7	65.5	67.5	66.2	62.2							
Avg. Dist. to Rail [m]	11.8	2.9	0.9	2.6	6.4	5.8							
Avg. Stride Freq. [Hz]	2.4	2.5	2.5	2.5	2.4	2.3							
Avg. Stride Length [m]	4.9	7.3	7.2	7.6	7.4	7.2							





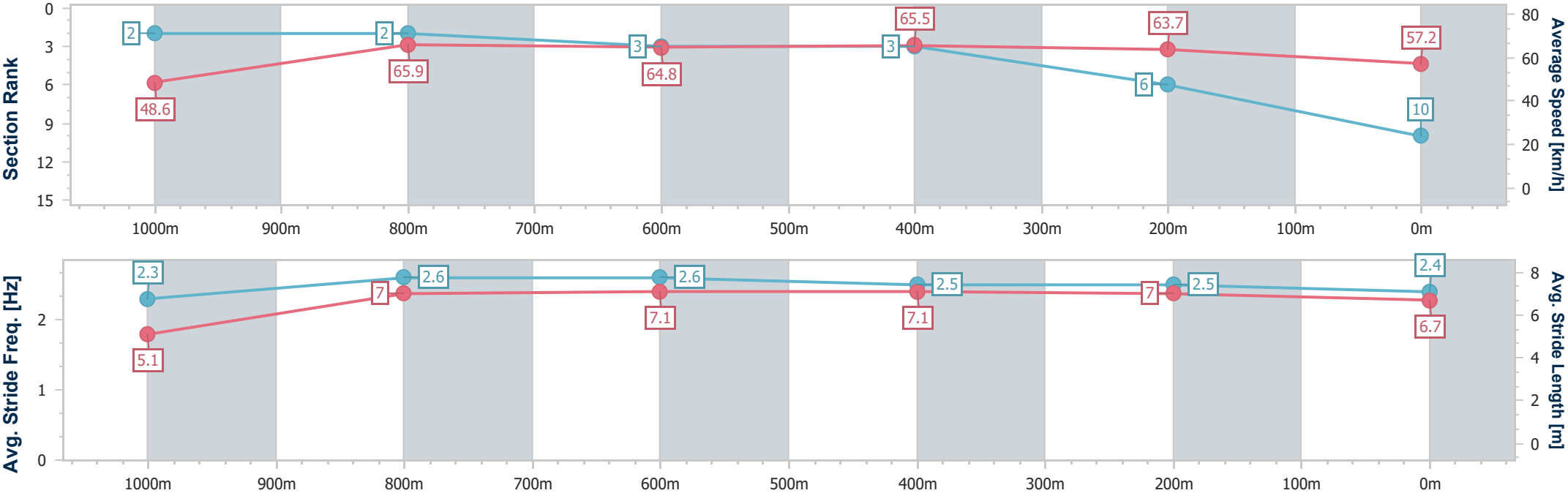
Horse/Jockey Name	Panigale
Final Rank	10
Fastest Section Time (Section)	0:07.41 (Overall)
Top Speed [km/h] (Section)	69.7 (600m)
Race State	Finished



RockhamptonProfessional  
Race 7: Keppel Developments Class 1 Handicap - 1100m  
05 February 2026 - 16:35  
Track Rating: Soft 5, Weather: Overcast, Rail Position: +3.5m Entire



Section	Overall	1000m	800m	600m	400m	200m							
Section Times	1:04.38 [10] (0:07.41)	0:56.97 [2] (0:10.91)	0:46.06 [2] (0:11.21)	0:34.85 [3] (0:10.95)	0:23.90 [3] (0:11.33)	0:12.57 [6] (0:12.57)							
Average Speed [km/h]	48.6	65.9	64.8	65.5	63.7	57.2							
Top Speed [km/h]	63.7	66.9	66.9	69.7	69.3	61.3							
Avg. Dist. to Rail [m]	3.3	0.5	1.3	1.6	2.3	2.1							
Avg. Stride Freq. [Hz]	2.3	2.6	2.6	2.5	2.5	2.4							
Avg. Stride Length [m]	5.1	7.0	7.1	7.1	7.0	6.7							





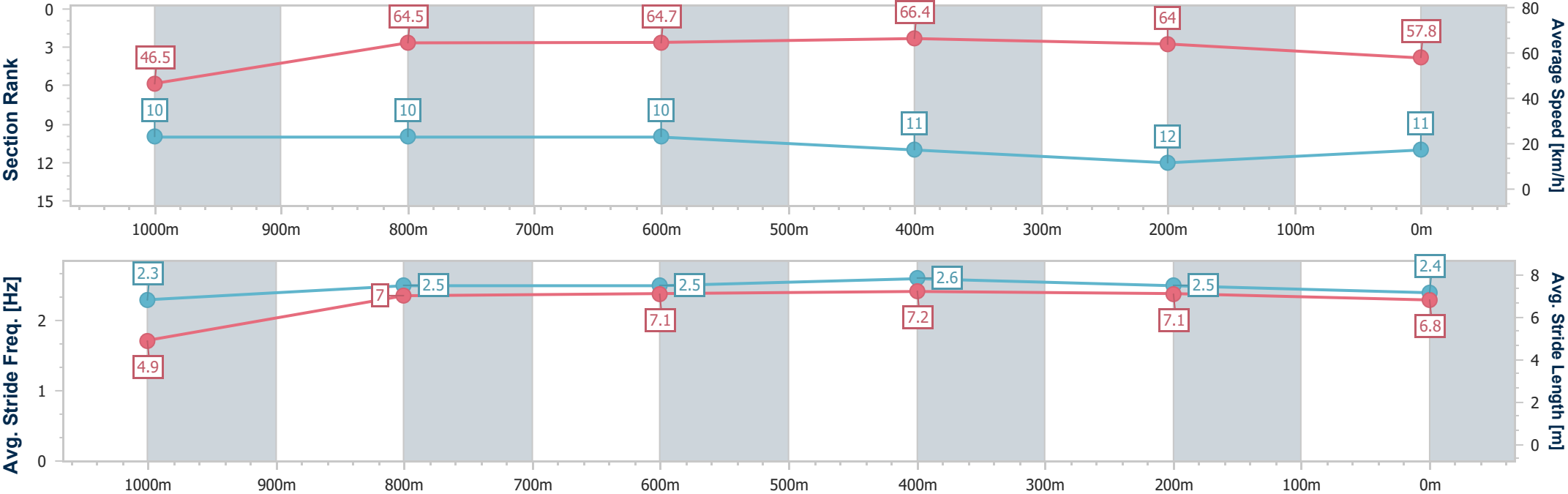
Horse/Jockey Name	Zouly
Final Rank	11
Fastest Section Time (Section)	0:07.77 (Overall)
Top Speed [km/h] (Section)	67.1 (600m)
Race State	Finished



RockhamptonProfessional  
Race 7: Keppel Developments Class 1 Handicap - 1100m  
05 February 2026 - 16:35  
Track Rating: Soft 5, Weather: Overcast, Rail Position: +3.5m Entire



Section	Overall	1000m	800m	600m	400m	200m							
Section Times	1:04.81 [11] (0:07.77)	0:57.04 [10] (0:11.17)	0:45.87 [10] (0:11.26)	0:34.61 [10] (0:10.90)	0:23.71 [11] (0:11.22)	0:12.49 [12] (0:12.49)							
Average Speed [km/h]	46.5	64.5	64.7	66.4	64.0	57.8							
Top Speed [km/h]	64.8	66.5	66.6	67.1	66.0	62.0							
Avg. Dist. to Rail [m]	6.9	0.5	2.0	4.2	5.8	5.7							
Avg. Stride Freq. [Hz]	2.3	2.5	2.5	2.6	2.5	2.4							
Avg. Stride Length [m]	4.9	7.0	7.1	7.2	7.1	6.8							





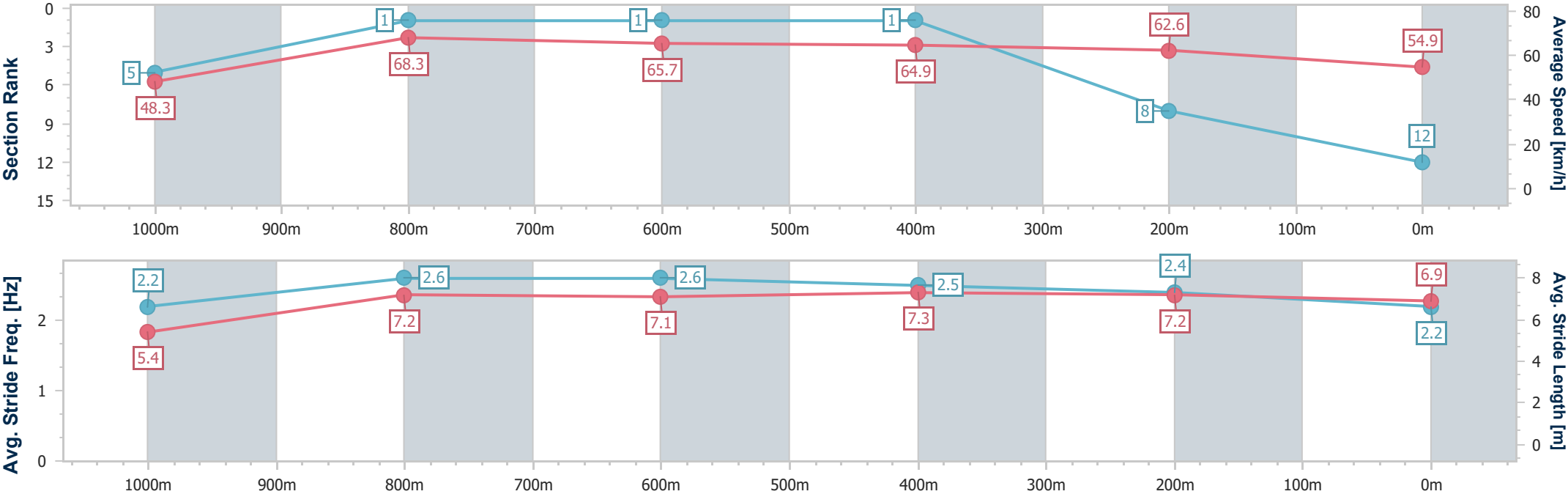
Horse/Jockey Name	Cryptic Prism
Final Rank	12
Fastest Section Time (Section)	0:07.48 (Overall)
Top Speed [km/h] (Section)	68.9 (1000m)
Race State	Finished



RockhamptonProfessional  
Race 7: Keppel Developments Class 1 Handicap - 1100m  
05 February 2026 - 16:35  
Track Rating: Soft 5, Weather: Overcast, Rail Position: +3.5m Entire



Section	Overall	1000m	800m	600m	400m	200m							
Section Times	1:05.00 [12] (0:07.48)	0:57.52 [5] (0:10.73)	0:46.79 [1] (0:11.06)	0:35.73 [1] (0:11.10)	0:24.63 [1] (0:11.50)	0:13.13 [8] (0:13.13)							
Average Speed [km/h]	48.3	68.3	65.7	64.9	62.6	54.9							
Top Speed [km/h]	65.7	68.9	67.6	65.8	64.7	59.5							
Avg. Dist. to Rail [m]	13.3	4.0	1.4	1.1	1.8	3.4							
Avg. Stride Freq. [Hz]	2.2	2.6	2.6	2.5	2.4	2.2							
Avg. Stride Length [m]	5.4	7.2	7.1	7.3	7.2	6.9							





Horse/Jockey Name	Torera
Final Rank	13
Fastest Section Time (Section)	0:07.70 (Overall)
Top Speed [km/h] (Section)	66.0 (800m)
Race State	Finished



RockhamptonProfessional

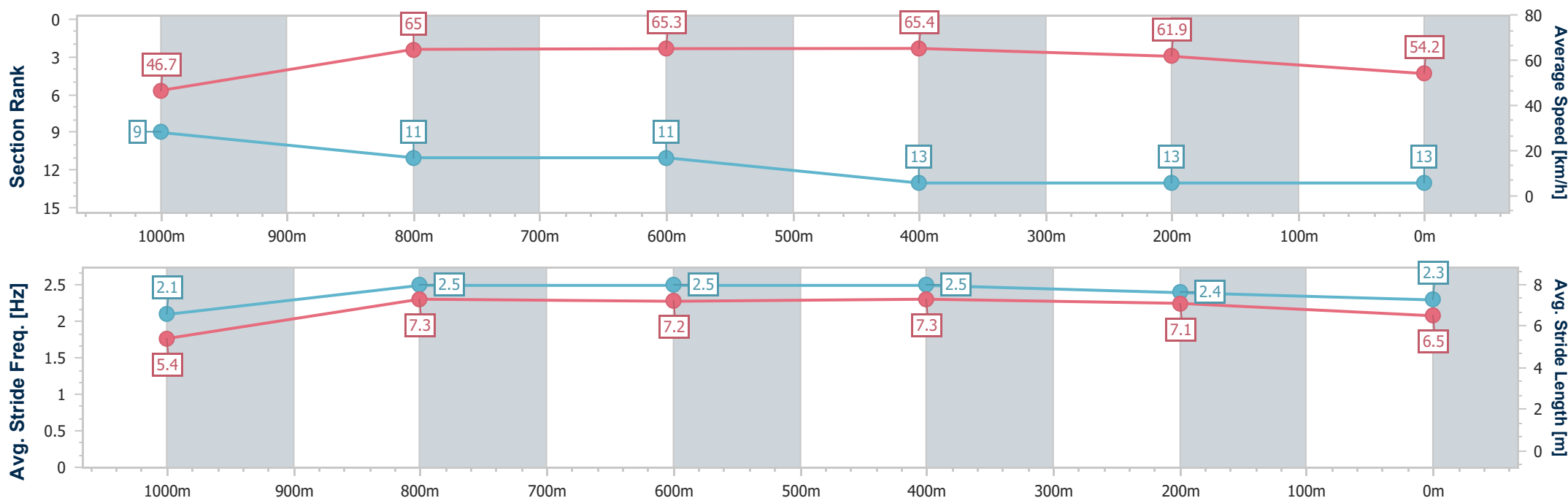
Race 7: Keppel Developments Class 1 Handicap - 1100m

05 February 2026 - 16:35

Track Rating: Soft 5, Weather: Overcast, Rail Position: +3.5m Entire



Section	Overall	1000m	800m	600m	400m	200m								
Section Times	1:06.21 [13] (0:07.70)	0:58.51 [9] (0:11.29)	0:47.22 [11] (0:11.30)	0:35.92 [11] (0:11.03)	0:24.89 [13] (0:11.61)	0:13.28 [13] (0:13.28)								
Average Speed [km/h]	46.7	65.0	65.3	65.4	61.9	54.2								
Top Speed [km/h]	62.0	65.7	66.0	65.9	65.0	59.3								
Avg. Dist. to Rail [m]	10.2	3.6	3.0	5.0	6.1	3.5								
Avg. Stride Freq. [Hz]	2.1	2.5	2.5	2.5	2.4	2.3								
Avg. Stride Length [m]	5.4	7.3	7.2	7.3	7.1	6.5								







# Rockhampton Professional

## Race 8: RJC's St Patrick's Day On Sale QTIS BM60 Handicap - 1200m

05 February 2026 - 17:13



Track Rating: Soft 5, Weather: Overcast, Rail Position: +3.5m Entire

Section		Overall				1000m	800m	600m	400m	200m	Last 600m		
Field Times		1:09.77				0:57.09	0:46.34	0:34.68	0:23.42	0:12.19	0:34.68		
		(0:12.68)				(0:10.75)	(0:11.66)	(0:11.26)	(0:11.23)	(0:12.19)			
Rank	TAB	Horse/Jockey	Barrier	Top Speed [km/h]	Fastest Section						Margin	Distance Travelled [m]	
1	10	AMBERINGER	1	68.3	0:10.80	1:09.77 [1]	0:56.54 [8]	0:45.74 [6]	0:34.16 [6]	0:23.09 [6]	0:11.89 [5]	1:09.77	0:34.16
		Amy Graham		1000m	1000m	(0:13.23)	(0:10.80)	(0:11.58)	(0:11.07)	(0:11.20)	(0:11.89)		
2	1	HEART AND SPIRIT	2	67.7	0:10.79	1:09.85 [2]	0:56.91 [4]	0:46.12 [4]	0:34.45 [4]	0:23.40 [3]	0:12.27 [1]	0.52L	0:34.45 -1
		Stephanie Tierney		1000m	1000m	(0:12.94)	(0:10.79)	(0:11.67)	(0:11.05)	(0:11.13)	(0:12.27)		
3	7	MELO MELO KAVA	9	66.6	0:11.03	1:09.90 [3]	0:56.54 [10]	0:45.50 [10]	0:34.04 [9]	0:23.01 [8]	0:11.90 [7]	0.8L	0:34.04 +0
		Adam Sewell		600m	600m	(0:13.36)	(0:11.04)	(0:11.46)	(0:11.03)	(0:11.11)	(0:11.90)		
4	14	WAX ON WAX OFF	13	69.6	0:10.89	1:09.92 [4]	0:57.12 [3]	0:46.23 [3]	0:34.61 [3]	0:23.33 [4]	0:12.17 [3]	0.88L	0:34.61 -1
		Cody Collis		1000m	1000m	(0:12.80)	(0:10.89)	(0:11.62)	(0:11.28)	(0:11.16)	(0:12.17)		
5	8	VICTORY'S GHOST	6	67.3	0:10.87	1:10.07 [5]	0:56.84 [7]	0:45.72 [8]	0:34.17 [10]	0:22.96 [10]	0:12.09 [6]	1.8L	0:34.17 +0
		Warwick Satherley		400m	400m	(0:13.23)	(0:11.12)	(0:11.55)	(0:11.21)	(0:10.87)	(0:12.09)		
6	6	FLYING ANIMO	7	66.0	0:11.13	1:10.14 [6]	0:57.03 [6]	0:45.90 [7]	0:34.37 [7]	0:23.09 [9]	0:11.88 [11]	2.17L	0:34.37 +1
		McKenzie Apel		1000m	1000m	(0:13.11)	(0:11.13)	(0:11.53)	(0:11.28)	(0:11.21)	(0:11.88)		
7	11	GREY IMPACT	3	66.3	0:11.04	1:10.17 [7]	0:56.58 [11]	0:45.54 [12]	0:34.12 [11]	0:23.04 [12]	0:11.94 [10]	2.37L	0:34.12 +0
		Georgina Cartwright		800m	1000m	(0:13.59)	(0:11.04)	(0:11.42)	(0:11.08)	(0:11.10)	(0:11.94)		
8	3	LEASE	15	69.2	0:10.75	1:10.23 [8]	0:57.55 [1]	0:46.80 [1]	0:35.14 [1]	0:23.85 [2]	0:12.47 [4]	2.7L	0:35.14 +5
		Tom Orr		1000m	1000m	(0:12.68)	(0:10.75)	(0:11.66)	(0:11.29)	(0:11.38)	(0:12.47)		
9	15	KING OF THE VIBE	12	68.0	0:10.82	1:10.23 [9]	0:57.50 [2]	0:46.68 [2]	0:35.12 [2]	0:23.88 [1]	0:12.53 [2]	2.75L	0:35.12 -1
		Jason Taylor		Overall	1000m	(0:12.73)	(0:10.82)	(0:11.56)	(0:11.24)	(0:11.35)	(0:12.53)		
10	9	ALL TOO LUCKY	4	66.4	0:11.00	1:10.41 [10]	0:56.81 [12]	0:45.81 [11]	0:34.35 [12]	0:23.29 [11]	0:12.19 [9]	3.78L	0:34.35 +2
		Maddie Mankelow		600m	1000m	(0:13.60)	(0:11.00)	(0:11.46)	(0:11.06)	(0:11.10)	(0:12.19)		

Scratched: Answering (#4), Four Leaf Wonder (#13), Rothecate (#12)



# Rockhampton Professional

## Race 8: RJC's St Patrick's Day On Sale QTIS BM60 Handicap - 1200m

05 February 2026 - 17:13



Track Rating: Soft 5, Weather: Overcast, Rail Position: +3.5m Entire

Section						Overall	1000m	800m	600m	400m	200m	Last 600m		
Field Times						1:09.77 (0:12.68)	0:57.09 (0:10.75)	0:46.34 (0:11.66)	0:34.68 (0:11.26)	0:23.42 (0:11.23)	0:12.19 (0:12.19)	0:34.68		
Rank	TAB	Horse/Jockey	Barrier	Top Speed [km/h]	Fastest Section							Margin	Distance Travelled [m]	
11	16	LOOMING LEGEND	5	67.5	0:10.86	1:10.47 [11]	0:57.48 [5]	0:46.62 [5]	0:35.00 [5]	0:23.79 [5]	0:12.43 [8]	4.15L	0:35.00	-1
		Tahlia Fenlon		1000m	1000m	(0:12.99)	(0:10.86)	(0:11.62)	(0:11.21)	(0:11.36)	(0:12.43)			
12	5	SUJEED	8	67.0	0:11.02	1:10.70 [12]	0:56.82 [13]	0:45.80 [13]	0:34.45 [13]	0:23.35 [13]	0:12.28 [12]	5.51L	0:34.45	+3
		Rob Thorburn		1000m	1000m	(0:13.88)	(0:11.02)	(0:11.35)	(0:11.10)	(0:11.07)	(0:12.28)			
13	2	UPSTART LEGEND	11	66.6	0:11.01	1:11.65 [13]	0:58.36 [9]	0:47.28 [9]	0:35.81 [8]	0:24.80 [7]	0:13.20 [13]	11.06L	0:35.81	+8
		Fred Larson		600m	600m	(0:13.29)	(0:11.08)	(0:11.47)	(0:11.01)	(0:11.60)	(0:13.20)			

Scratched: Answering (#4), Four Leaf Wonder (#13), Rothecate (#12)



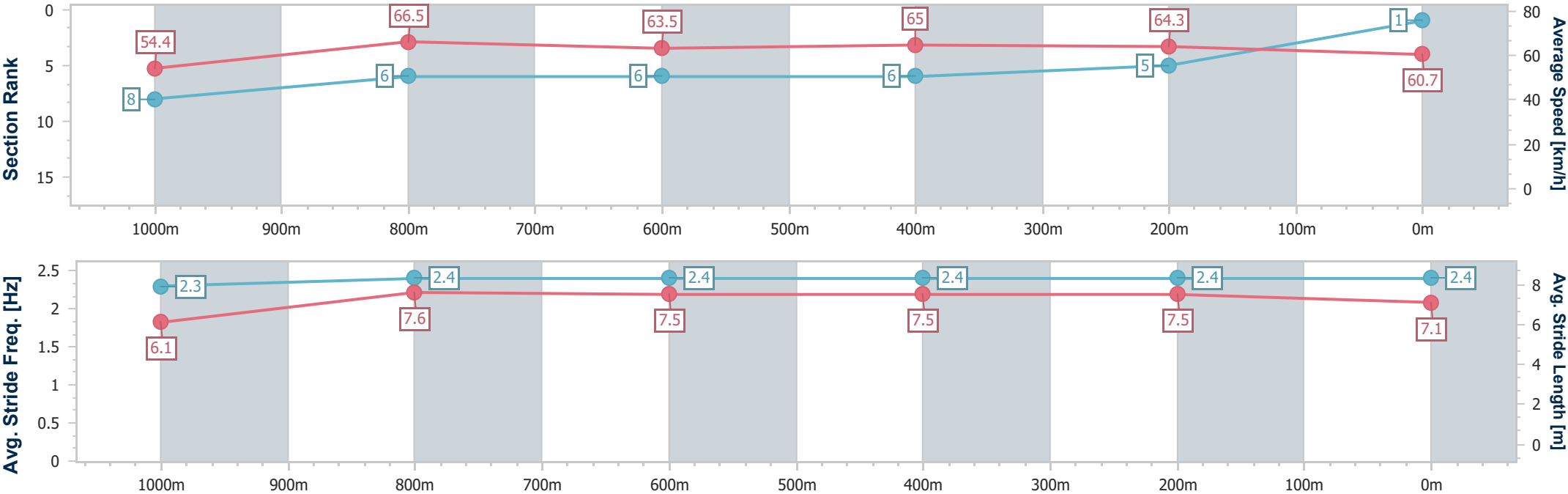
Horse/Jockey Name	Amberinger
Final Rank	1
Fastest Section Time (Section)	0:10.80 (1000m)
Top Speed [km/h] (Section)	68.3 (1000m)
Race State	Finished



RockhamptonProfessional  
Race 8: RJC's St Patrick's Day On Sale QTIS BM60 Handicap - 1200m  
05 February 2026 - 17:13  
Track Rating: Soft 5, Weather: Overcast, Rail Position: +3.5m Entire



Section	Overall	1000m	800m	600m	400m	200m							
Section Times	1:09.77 [1] (0:13.23)	0:56.54 [8] (0:10.80)	0:45.74 [6] (0:11.58)	0:34.16 [6] (0:11.07)	0:23.09 [6] (0:11.20)	0:11.89 [5] (0:11.89)							
Average Speed [km/h]	54.4	66.5	63.5	65.0	64.3	60.7							
Top Speed [km/h]	68.3	68.3	65.6	66.7	66.4	64.7							
Avg. Dist. to Rail [m]	1.7	1.4	2.5	3.1	2.6	2.9							
Avg. Stride Freq. [Hz]	2.3	2.4	2.4	2.4	2.4	2.4							
Avg. Stride Length [m]	6.1	7.6	7.5	7.5	7.5	7.1							





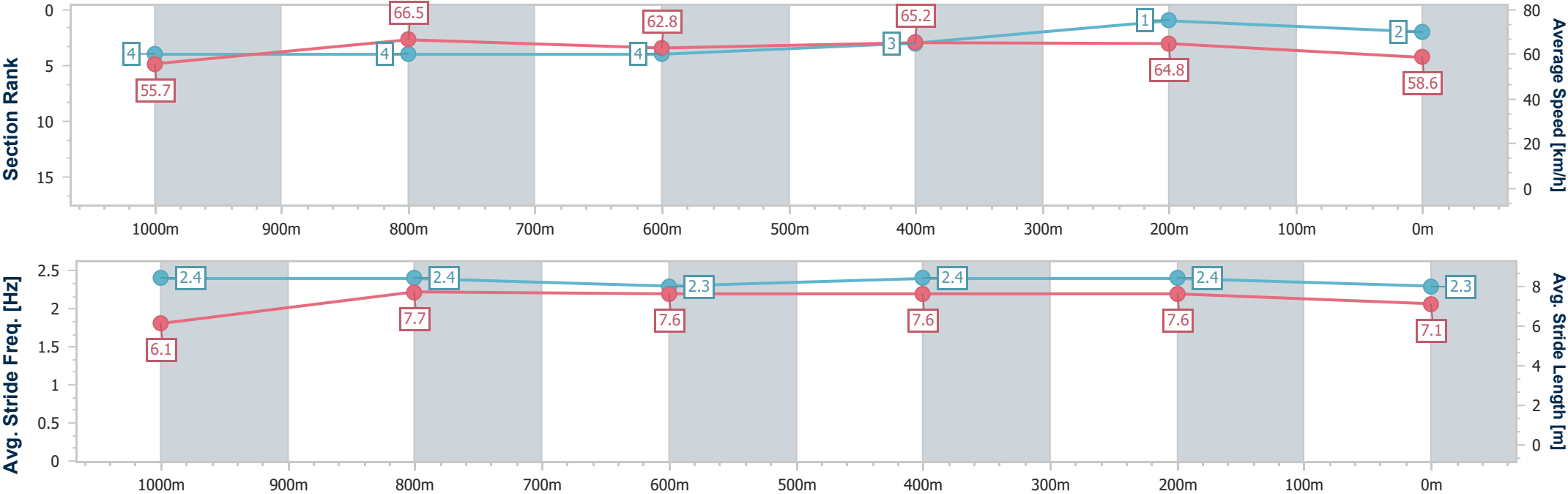
Horse/Jockey Name	Heart And Spirit
Final Rank	2
Fastest Section Time (Section)	0:10.79 (1000m)
Top Speed [km/h] (Section)	67.7 (1000m)
Race State	Finished



RockhamptonProfessional  
Race 8: RJC's St Patrick's Day On Sale QTIS BM60 Handicap - 1200m  
05 February 2026 - 17:13  
Track Rating: Soft 5, Weather: Overcast, Rail Position: +3.5m Entire



Section	Overall	1000m	800m	600m	400m	200m								
Section Times	1:09.85 [2] (0:12.94)	0:56.91 [4] (0:10.79)	0:46.12 [4] (0:11.67)	0:34.45 [4] (0:11.05)	0:23.40 [3] (0:11.13)	0:12.27 [1] (0:12.27)								
Average Speed [km/h]	55.7	66.5	62.8	65.2	64.8	58.6								
Top Speed [km/h]	66.4	67.7	64.5	66.5	66.4	62.3								
Avg. Dist. to Rail [m]	0.8	1.2	1.9	1.1	1.3	1.6								
Avg. Stride Freq. [Hz]	2.4	2.4	2.3	2.4	2.4	2.3								
Avg. Stride Length [m]	6.1	7.7	7.6	7.6	7.6	7.1								





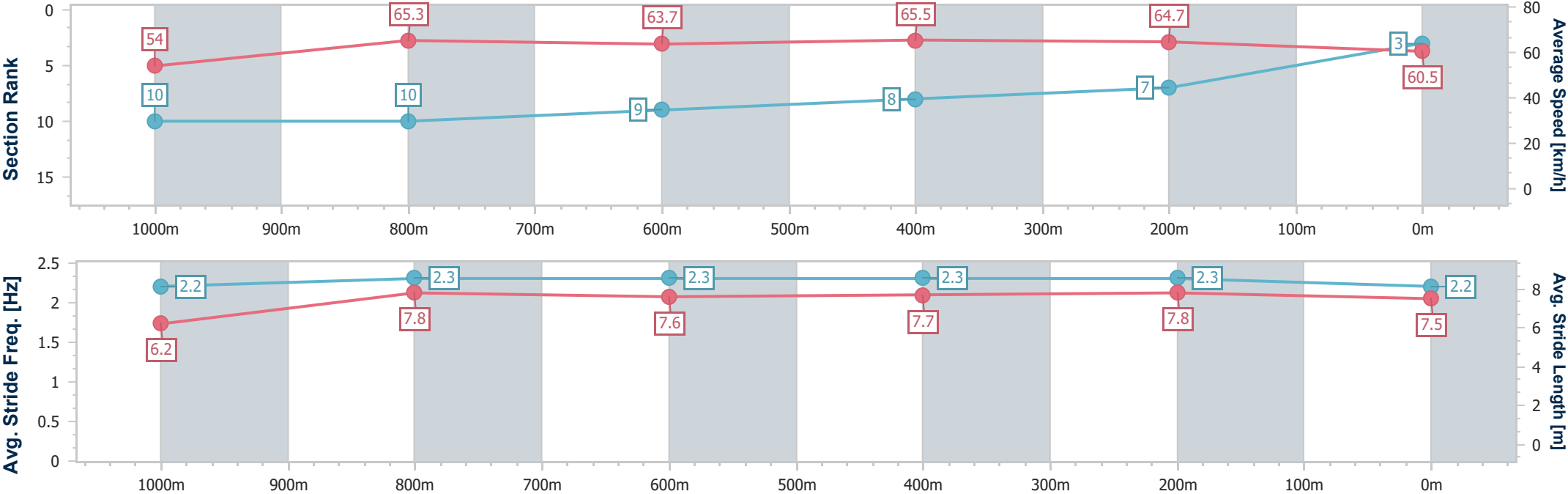
Horse/Jockey Name	Melo Melo Kava
Final Rank	3
Fastest Section Time (Section)	0:11.03 (600m)
Top Speed [km/h] (Section)	66.6 (600m)
Race State	Finished



RockhamptonProfessional  
Race 8: RJC's St Patrick's Day On Sale QTIS BM60 Handicap - 1200m  
05 February 2026 - 17:13  
Track Rating: Soft 5, Weather: Overcast, Rail Position: +3.5m Entire



Section	Overall	1000m	800m	600m	400m	200m							
Section Times	1:09.90 [3] (0:13.36)	0:56.54 [10] (0:11.04)	0:45.50 [10] (0:11.46)	0:34.04 [9] (0:11.03)	0:23.01 [8] (0:11.11)	0:11.90 [7] (0:11.90)							
Average Speed [km/h]	54.0	65.3	63.7	65.5	64.7	60.5							
Top Speed [km/h]	64.9	66.1	66.2	66.6	66.0	63.2							
Avg. Dist. to Rail [m]	3.7	0.7	1.8	2.8	3.9	6.2							
Avg. Stride Freq. [Hz]	2.2	2.3	2.3	2.3	2.3	2.2							
Avg. Stride Length [m]	6.2	7.8	7.6	7.7	7.8	7.5							





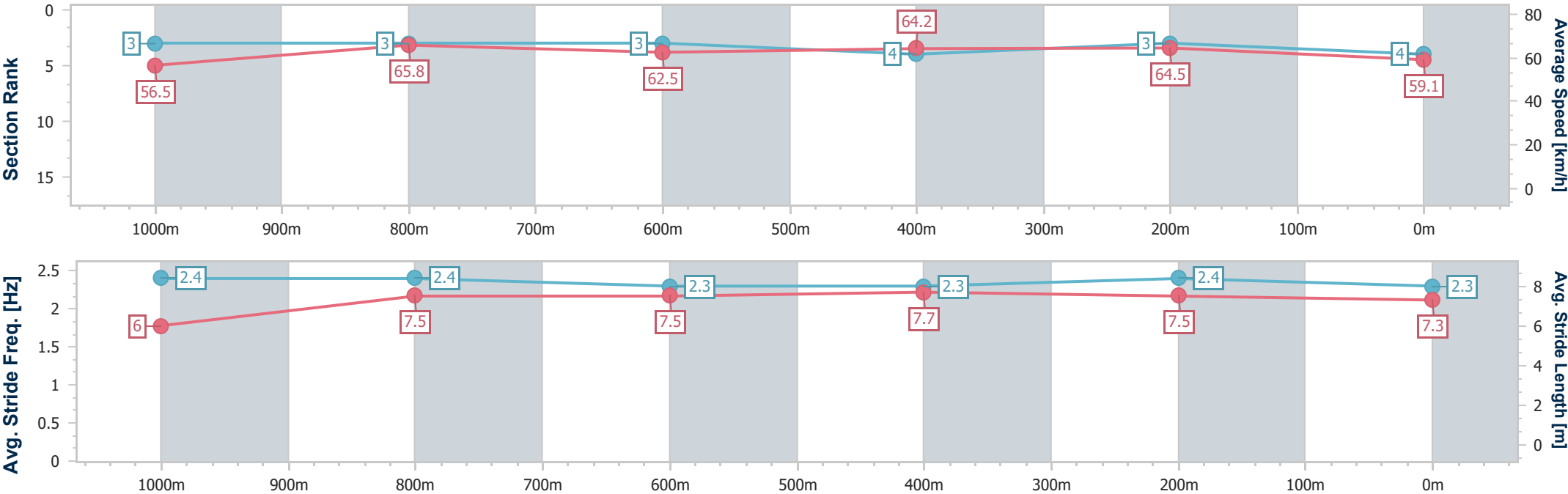
Horse/Jockey Name	Wax On Wax Off
Final Rank	4
Fastest Section Time (Section)	0:10.89 (1000m)
Top Speed [km/h] (Section)	69.6 (1000m)
Race State	Finished



RockhamptonProfessional  
Race 8: RJC's St Patrick's Day On Sale QTIS BM60 Handicap - 1200m  
05 February 2026 - 17:13  
Track Rating: Soft 5, Weather: Overcast, Rail Position: +3.5m Entire



Section	Overall	1000m	800m	600m	400m	200m							
Section Times	1:09.92 [4] (0:12.80)	0:57.12 [3] (0:10.89)	0:46.23 [3] (0:11.62)	0:34.61 [3] (0:11.28)	0:23.33 [4] (0:11.16)	0:12.17 [3] (0:12.17)							
Average Speed [km/h]	56.5	65.8	62.5	64.2	64.5	59.1							
Top Speed [km/h]	69.5	69.6	64.1	65.5	65.7	62.9							
Avg. Dist. to Rail [m]	4.8	0.6	1.5	3.6	5.4	5.5							
Avg. Stride Freq. [Hz]	2.4	2.4	2.3	2.3	2.4	2.3							
Avg. Stride Length [m]	6.0	7.5	7.5	7.7	7.5	7.3							





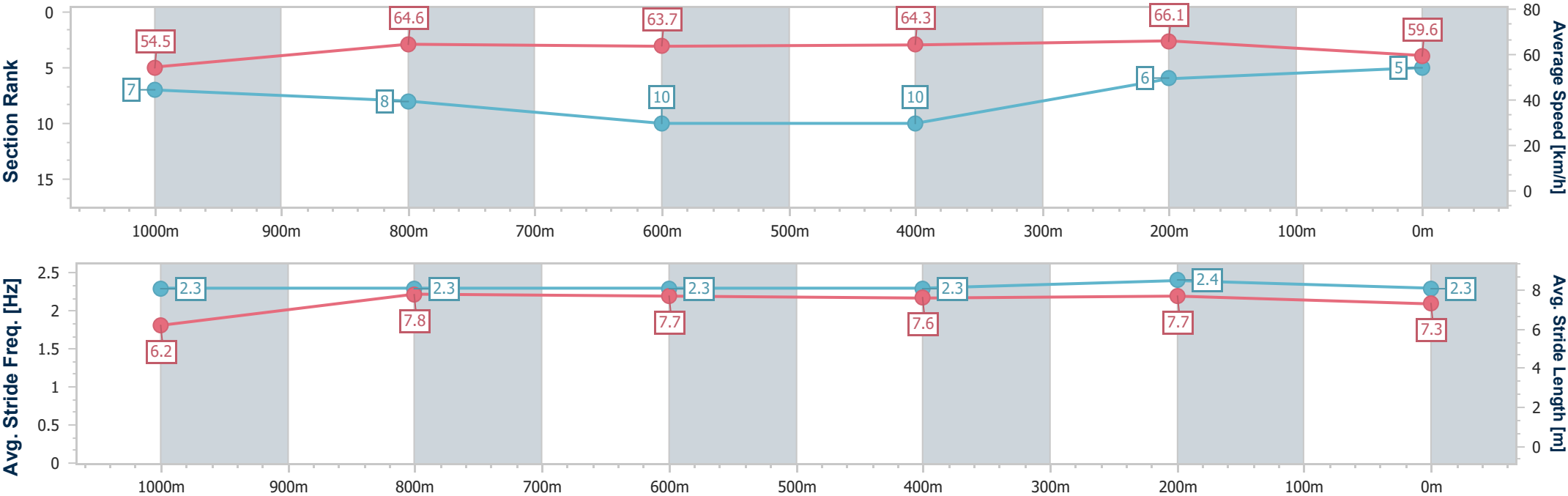
Horse/Jockey Name	Victory's Ghost
Final Rank	5
Fastest Section Time (Section)	0:10.87 (400m)
Top Speed [km/h] (Section)	67.3 (400m)
Race State	Finished



RockhamptonProfessional  
Race 8: RJC's St Patrick's Day On Sale QTIS BM60 Handicap - 1200m  
05 February 2026 - 17:13  
Track Rating: Soft 5, Weather: Overcast, Rail Position: +3.5m Entire



Section	Overall	1000m	800m	600m	400m	200m							
Section Times	1:10.07 [5] (0:13.23)	0:56.84 [7] (0:11.12)	0:45.72 [8] (0:11.55)	0:34.17 [10] (0:11.21)	0:22.96 [10] (0:10.87)	0:12.09 [6] (0:12.09)							
Average Speed [km/h]	54.5	64.6	63.7	64.3	66.1	59.6							
Top Speed [km/h]	65.1	65.7	64.9	67.0	67.3	64.4							
Avg. Dist. to Rail [m]	2.0	0.6	2.4	3.9	4.2	3.8							
Avg. Stride Freq. [Hz]	2.3	2.3	2.3	2.3	2.4	2.3							
Avg. Stride Length [m]	6.2	7.8	7.7	7.6	7.7	7.3							





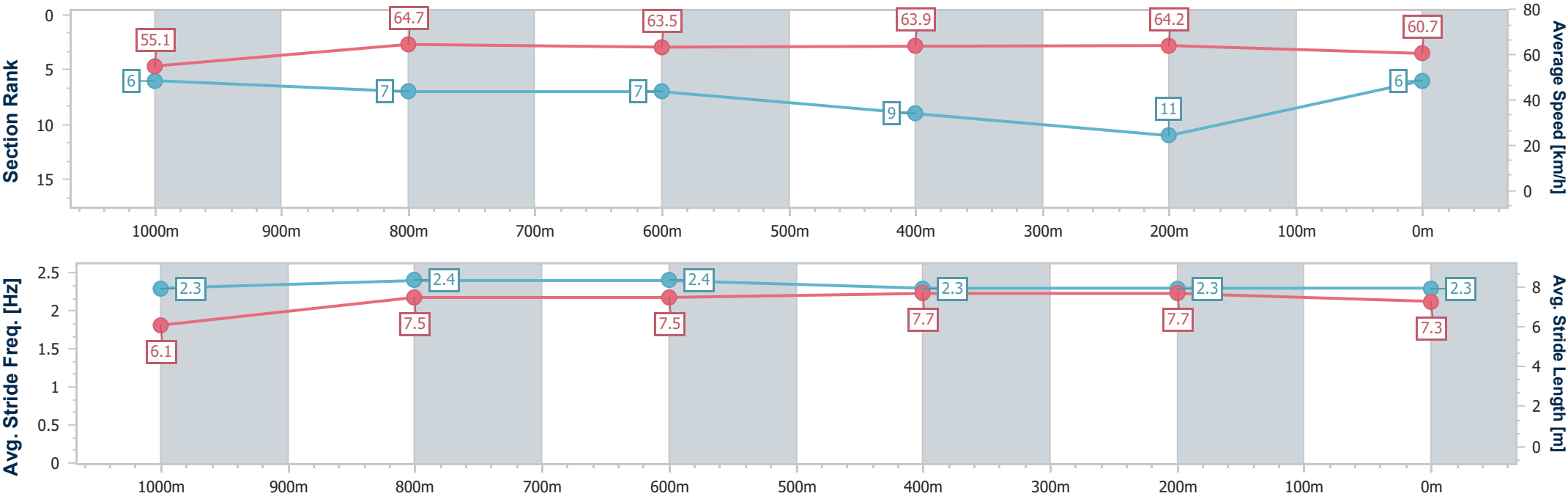
Horse/Jockey Name	Flying Animo
Final Rank	6
Fastest Section Time (Section)	0:11.13 (1000m)
Top Speed [km/h] (Section)	66.0 (1000m)
Race State	Finished



RockhamptonProfessional  
Race 8: RJC's St Patrick's Day On Sale QTIS BM60 Handicap - 1200m  
05 February 2026 - 17:13  
Track Rating: Soft 5, Weather: Overcast, Rail Position: +3.5m Entire



Section	Overall	1000m	800m	600m	400m	200m								
Section Times	1:10.14 [6] (0:13.11)	0:57.03 [6] (0:11.13)	0:45.90 [7] (0:11.53)	0:34.37 [7] (0:11.28)	0:23.09 [9] (0:11.21)	0:11.88 [11] (0:11.88)								
Average Speed [km/h]	55.1	64.7	63.5	63.9	64.2	60.7								
Top Speed [km/h]	65.7	66.0	65.5	65.5	65.6	65.3								
Avg. Dist. to Rail [m]	3.3	0.5	2.1	3.9	7.3	10.6								
Avg. Stride Freq. [Hz]	2.3	2.4	2.4	2.3	2.3	2.3								
Avg. Stride Length [m]	6.1	7.5	7.5	7.7	7.7	7.3								







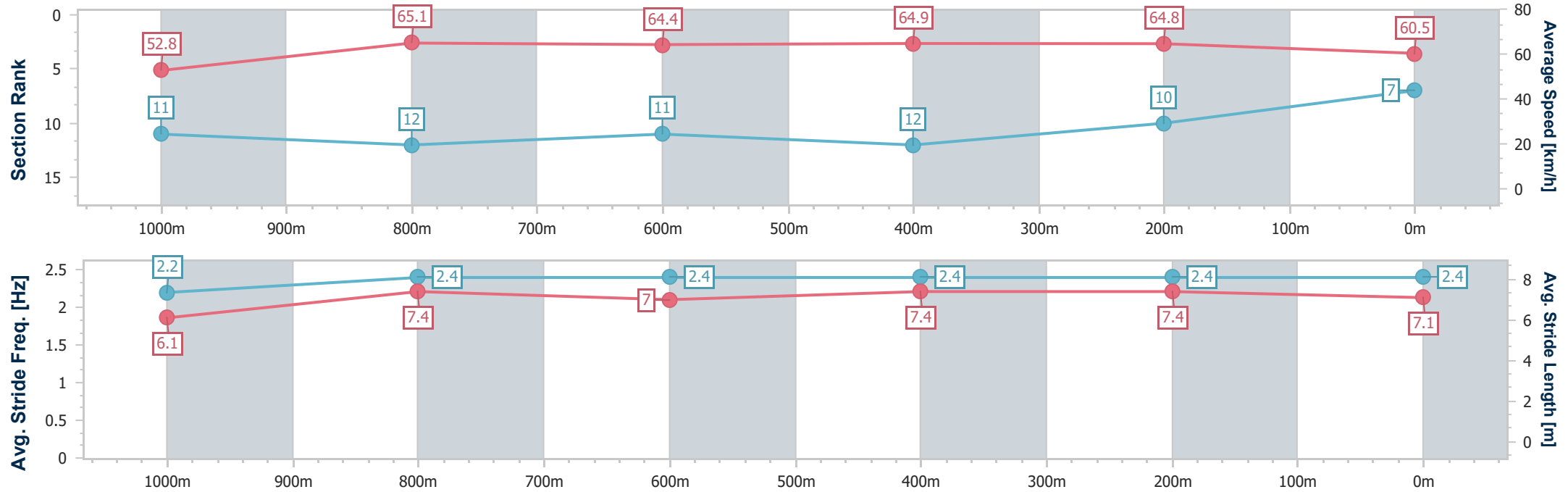
Horse/Jockey Name	Grey Impact
Final Rank	7
Fastest Section Time (Section)	0:11.04 (1000m)
Top Speed [km/h] (Section)	66.3 (800m)
Race State	Finished



RockhamptonProfessional  
Race 8: RJC's St Patrick's Day On Sale QTIS BM60 Handicap - 1200m  
05 February 2026 - 17:13  
Track Rating: Soft 5, Weather: Overcast, Rail Position: +3.5m Entire



Section	Overall	1000m	800m	600m	400m	200m								
Section Times	1:10.17 [7] (0:13.59)	0:56.58 [11] (0:11.04)	0:45.54 [12] (0:11.42)	0:34.12 [11] (0:11.08)	0:23.04 [12] (0:11.10)	0:11.94 [10] (0:11.94)								
Average Speed [km/h]	52.8	65.1	64.4	64.9	64.8	60.5								
Top Speed [km/h]	65.0	65.6	66.3	66.2	66.2	62.6								
Avg. Dist. to Rail [m]	0.5	0.6	2.2	2.5	2.7	2.5								
Avg. Stride Freq. [Hz]	2.2	2.4	2.4	2.4	2.4	2.4								
Avg. Stride Length [m]	6.1	7.4	7.0	7.4	7.4	7.1								





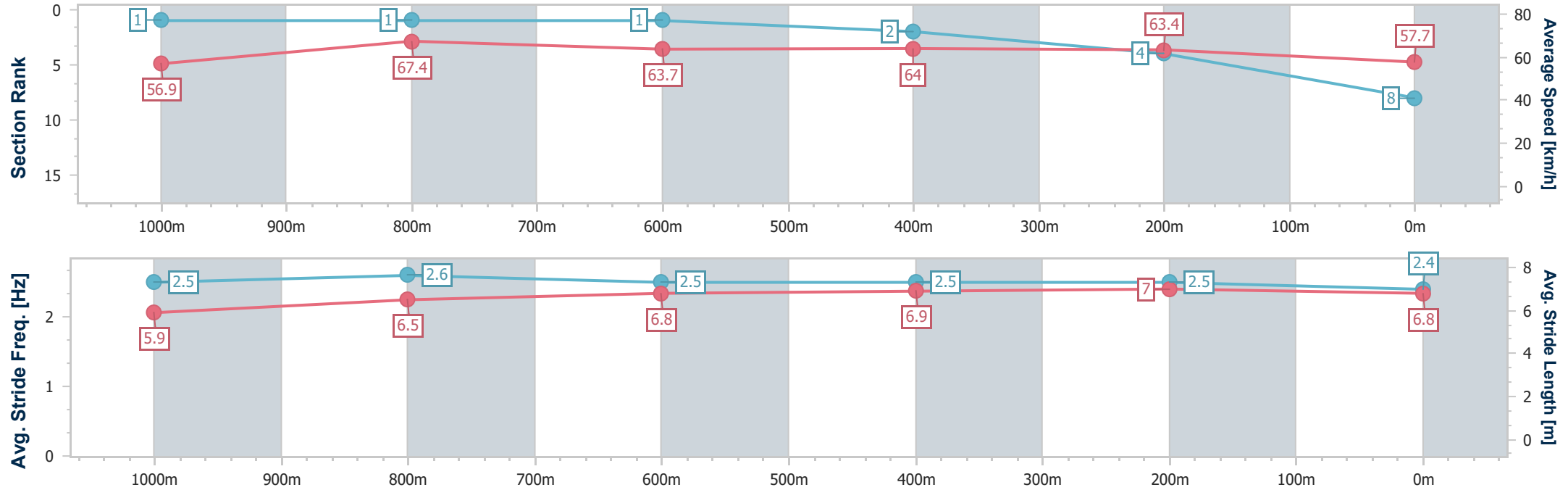
Horse/Jockey Name	Lease
Final Rank	8
Fastest Section Time (Section)	0:10.75 (1000m)
Top Speed [km/h] (Section)	69.2 (1000m)
Race State	Finished



RockhamptonProfessional  
Race 8: RJC's St Patrick's Day On Sale QTIS BM60 Handicap - 1200m  
05 February 2026 - 17:13  
Track Rating: Soft 5, Weather: Overcast, Rail Position: +3.5m Entire



Section	Overall	1000m	800m	600m	400m	200m								
Section Times	1:10.23 [8] (0:12.68)	0:57.55 [1] (0:10.75)	0:46.80 [1] (0:11.66)	0:35.14 [1] (0:11.29)	0:23.85 [2] (0:11.38)	0:12.47 [4] (0:12.47)								
Average Speed [km/h]	56.9	67.4	63.7	64.0	63.4	57.7								
Top Speed [km/h]	69.1	69.2	65.8	64.3	64.3	61.5								
Avg. Dist. to Rail [m]	8.1	1.4	3.8	6.4	6.1	6.7								
Avg. Stride Freq. [Hz]	2.5	2.6	2.5	2.5	2.5	2.4								
Avg. Stride Length [m]	5.9	6.5	6.8	6.9	7.0	6.8								





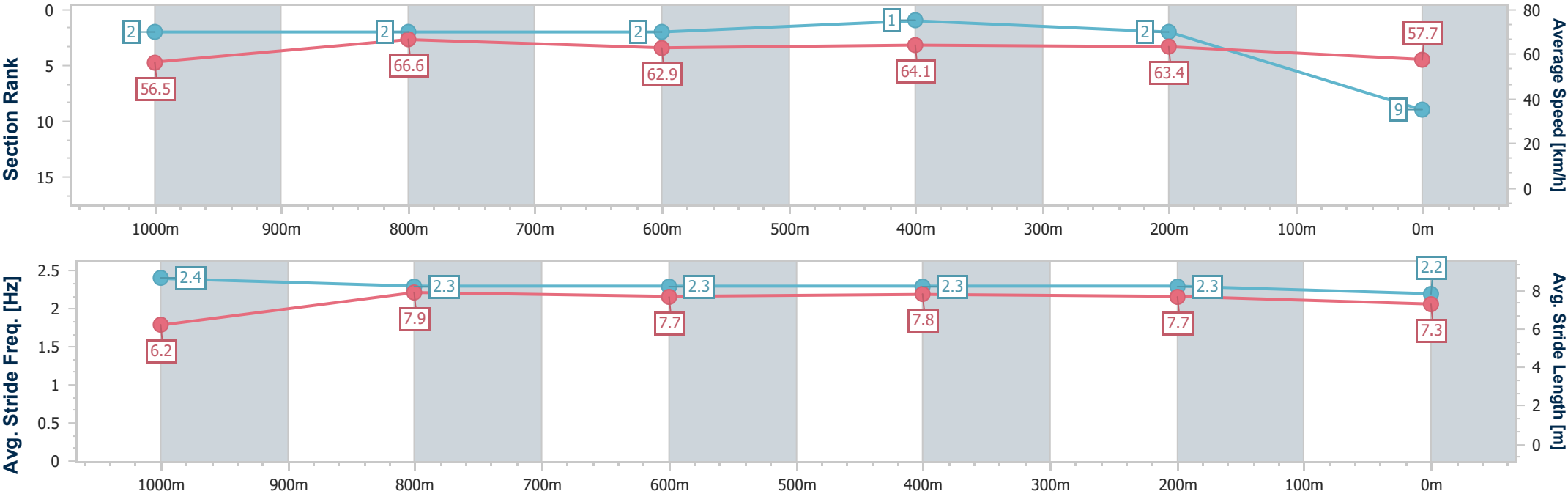
Horse/Jockey Name	King Of The Vibe
Final Rank	9
Fastest Section Time (Section)	0:10.82 (1000m)
Top Speed [km/h] (Section)	68.0 (Overall)
Race State	Finished



RockhamptonProfessional  
Race 8: RJC's St Patrick's Day On Sale QTIS BM60 Handicap - 1200m  
05 February 2026 - 17:13  
Track Rating: Soft 5, Weather: Overcast, Rail Position: +3.5m Entire



Section	Overall	1000m	800m	600m	400m	200m								
Section Times	1:10.23 [9] (0:12.73)	0:57.50 [2] (0:10.82)	0:46.68 [2] (0:11.56)	0:35.12 [2] (0:11.24)	0:23.88 [1] (0:11.35)	0:12.53 [2] (0:12.53)								
Average Speed [km/h]	56.5	66.6	62.9	64.1	63.4	57.7								
Top Speed [km/h]	68.0	68.0	64.6	64.6	64.8	61.6								
Avg. Dist. to Rail [m]	5.6	0.6	1.2	2.2	2.8	3.8								
Avg. Stride Freq. [Hz]	2.4	2.3	2.3	2.3	2.3	2.2								
Avg. Stride Length [m]	6.2	7.9	7.7	7.8	7.7	7.3								





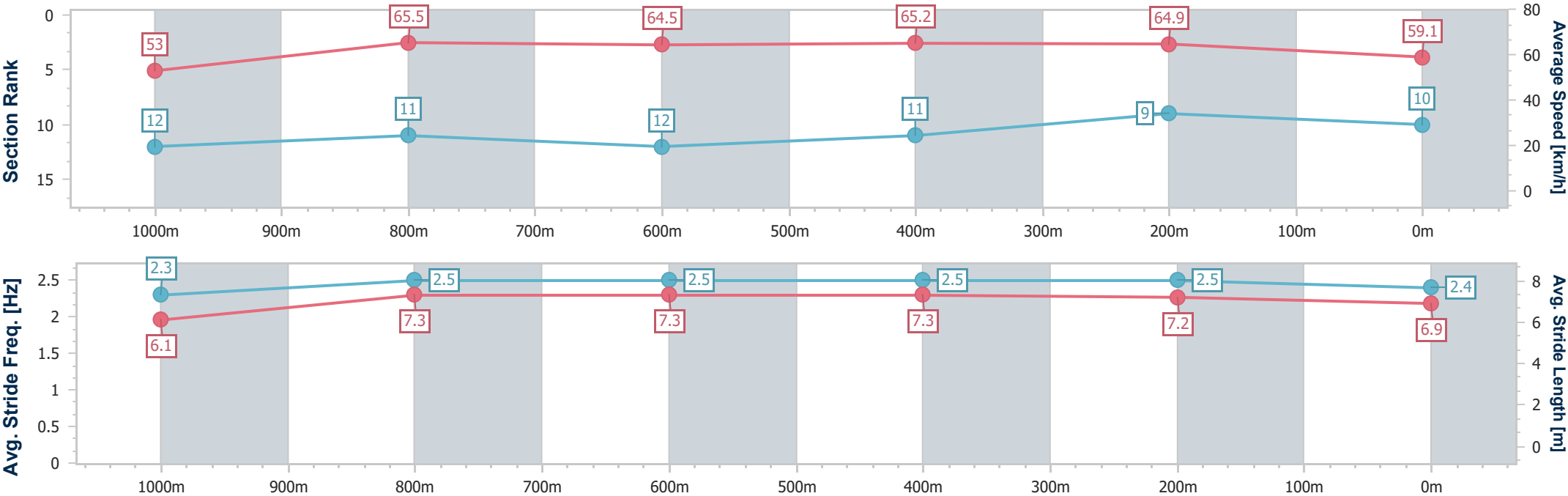
Horse/Jockey Name	All Too Lucky
Final Rank	10
Fastest Section Time (Section)	0:11.00 (1000m)
Top Speed [km/h] (Section)	66.4 (600m)
Race State	Finished



RockhamptonProfessional  
Race 8: RJC's St Patrick's Day On Sale QTIS BM60 Handicap - 1200m  
05 February 2026 - 17:13  
Track Rating: Soft 5, Weather: Overcast, Rail Position: +3.5m Entire



Section	Overall	1000m	800m	600m	400m	200m								
Section Times	1:10.41 [10] (0:13.60)	0:56.81 [12] (0:11.00)	0:45.81 [11] (0:11.46)	0:34.35 [12] (0:11.06)	0:23.29 [11] (0:11.10)	0:12.19 [9] (0:12.19)								
Average Speed [km/h]	53.0	65.5	64.5	65.2	64.9	59.1								
Top Speed [km/h]	65.3	66.2	65.4	66.4	66.4	63.1								
Avg. Dist. to Rail [m]	1.3	0.4	3.3	5.8	9.3	11.3								
Avg. Stride Freq. [Hz]	2.3	2.5	2.5	2.5	2.5	2.4								
Avg. Stride Length [m]	6.1	7.3	7.3	7.3	7.2	6.9								





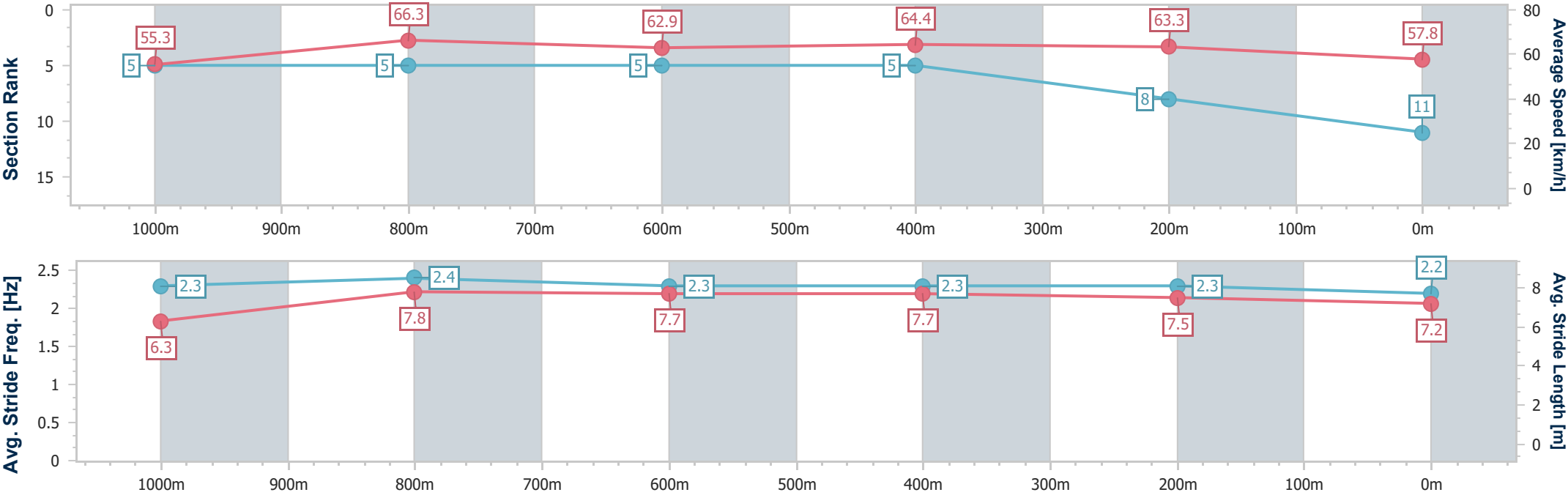
Horse/Jockey Name	Looming Legend
Final Rank	11
Fastest Section Time (Section)	0:10.86 (1000m)
Top Speed [km/h] (Section)	67.5 (1000m)
Race State	Finished



RockhamptonProfessional  
Race 8: RJC's St Patrick's Day On Sale QTIS BM60 Handicap - 1200m  
05 February 2026 - 17:13  
Track Rating: Soft 5, Weather: Overcast, Rail Position: +3.5m Entire



Section	Overall	1000m	800m	600m	400m	200m							
Section Times	1:10.47 [11] (0:12.99)	0:57.48 [5] (0:10.86)	0:46.62 [5] (0:11.62)	0:35.00 [5] (0:11.21)	0:23.79 [5] (0:11.36)	0:12.43 [8] (0:12.43)							
Average Speed [km/h]	55.3	66.3	62.9	64.4	63.3	57.8							
Top Speed [km/h]	66.7	67.5	64.2	66.0	65.1	61.2							
Avg. Dist. to Rail [m]	1.6	0.4	1.7	3.8	6.5	7.8							
Avg. Stride Freq. [Hz]	2.3	2.4	2.3	2.3	2.3	2.2							
Avg. Stride Length [m]	6.3	7.8	7.7	7.7	7.5	7.2							





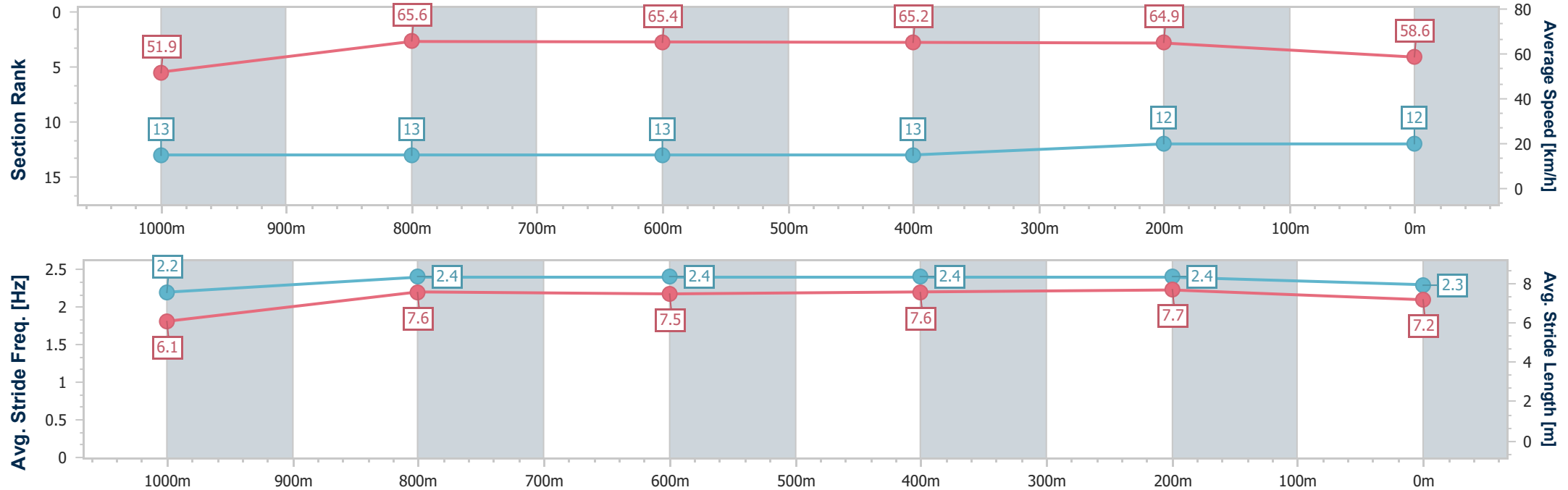
Horse/Jockey Name	Sujeed
Final Rank	12
Fastest Section Time (Section)	0:11.02 (1000m)
Top Speed [km/h] (Section)	67.0 (1000m)
Race State	Finished



RockhamptonProfessional  
Race 8: RJC's St Patrick's Day On Sale QTIS BM60 Handicap - 1200m  
05 February 2026 - 17:13  
Track Rating: Soft 5, Weather: Overcast, Rail Position: +3.5m Entire



Section	Overall	1000m	800m	600m	400m	200m								
Section Times	1:10.70 [12] (0:13.88)	0:56.82 [13] (0:11.02)	0:45.80 [13] (0:11.35)	0:34.45 [13] (0:11.10)	0:23.35 [13] (0:11.07)	0:12.28 [12] (0:12.28)								
Average Speed [km/h]	51.9	65.6	65.4	65.2	64.9	58.6								
Top Speed [km/h]	64.7	67.0	66.6	66.1	66.1	63.3								
Avg. Dist. to Rail [m]	2.0	0.7	3.9	6.5	10.2	12.8								
Avg. Stride Freq. [Hz]	2.2	2.4	2.4	2.4	2.4	2.3								
Avg. Stride Length [m]	6.1	7.6	7.5	7.6	7.7	7.2								





Horse/Jockey Name	Upstart Legend
Final Rank	13
Fastest Section Time (Section)	0:11.01 (600m)
Top Speed [km/h] (Section)	66.6 (600m)
Race State	Finished



RockhamptonProfessional  
Race 8: RJC's St Patrick's Day On Sale QTIS BM60 Handicap - 1200m  
05 February 2026 - 17:13  
Track Rating: Soft 5, Weather: Overcast, Rail Position: +3.5m Entire



Section	Overall	1000m	800m	600m	400m	200m								
Section Times	1:11.65 [13] (0:13.29)	0:58.36 [9] (0:11.08)	0:47.28 [9] (0:11.47)	0:35.81 [8] (0:11.01)	0:24.80 [7] (0:11.60)	0:13.20 [13] (0:13.20)								
Average Speed [km/h]	54.5	65.8	65.4	65.4	62.0	54.5								
Top Speed [km/h]	65.7	66.6	66.1	66.6	64.8	59.6								
Avg. Dist. to Rail [m]	5.7	2.6	4.8	6.0	8.1	9.4								
Avg. Stride Freq. [Hz]	2.4	2.5	2.5	2.5	2.4	2.3								
Avg. Stride Length [m]	6.0	7.3	7.2	7.4	7.0	6.6								

