



## DoombenProfessional

### Race 1: Become a BRC Member QTIS Two-Years-Old Handicap - 1110m

07 February 2026 - 12:14



BRISBANE  
RACING CLUB

Track Rating: Good 4, Weather: Fine, Rail Position: True Entire Circuit

Section		Overall				1000m	800m	600m	400m	200m	Last 600m		
Field Times		1:04.68				0:56.33	0:45.84	0:34.79	0:23.34	0:11.93	0:34.79		
		(0:08.35)				(0:10.49)	(0:11.05)	(0:11.45)	(0:11.41)	(0:11.93)			
Rank	TAB Horse/Jockey	Barrier	Top Speed [km/h]	Fastest Section							Margin	Distance Travelled [m]	
1	6 ESPERANZA	5	67.6	0:08.64	1:04.68 [1]	0:56.04 [4]	0:45.05 [6]	0:34.04 [7]	0:22.94 [5]	0:11.74 [3]	1:04.68	0:34.04	
	Emily Lang		1000m	Overall	(0:08.64)	(0:10.99)	(0:11.01)	(0:11.10)	(0:11.20)	(0:11.74)			
2	1 HARRY'S BACK	4	68.3	0:08.75	1:04.76 [2]	0:56.01 [5]	0:45.30 [4]	0:34.40 [4]	0:23.20 [4]	0:11.83 [2]	0.49L	0:34.40	-4
	Jaden Lloyd		1000m	Overall	(0:08.75)	(0:10.71)	(0:10.90)	(0:11.20)	(0:11.37)	(0:11.83)			
3	3 ON THE CLOCK	3	67.5	0:08.49	1:04.83 [3]	0:56.34 [2]	0:45.49 [3]	0:34.56 [3]	0:23.49 [1]	0:12.08 [1]	0.9L	0:34.56	-9
	Jag Guthmann-Chester		1000m	Overall	(0:08.49)	(0:10.85)	(0:10.93)	(0:11.07)	(0:11.41)	(0:12.08)			
4	8 SUMMER SENSATION	7	69.5	0:08.98	1:04.93 [4]	0:55.95 [7]	0:45.30 [7]	0:34.32 [6]	0:23.07 [7]	0:11.76 [6]	1.45L	0:34.32	-3
	Cejay Graham		1000m	Overall	(0:08.98)	(0:10.65)	(0:10.98)	(0:11.25)	(0:11.31)	(0:11.76)			
5	4 SHEZA BOOM	2	68.8	0:08.78	1:05.22 [5]	0:56.44 [6]	0:45.72 [5]	0:34.73 [5]	0:23.39 [6]	0:12.08 [5]	3.17L	0:34.73	-4
	Andrew Mallyon		1000m	Overall	(0:08.78)	(0:10.72)	(0:10.99)	(0:11.34)	(0:11.31)	(0:12.08)			
6	9 SUN SISTER	6	69.6	0:08.49	1:05.71 [6]	0:57.22 [3]	0:46.62 [2]	0:35.82 [1]	0:24.20 [2]	0:12.71 [4]	6.07L	0:35.82	-3
	Angela Jones		1000m	Overall	(0:08.49)	(0:10.60)	(0:10.80)	(0:11.62)	(0:11.49)	(0:12.71)			
7	7 MISHANI ROZAY	1	69.4	0:08.35	1:06.74 [7]	0:58.39 [1]	0:47.90 [1]	0:36.83 [2]	0:25.22 [3]	0:13.30 [7]	12.09L	0:36.83	-4
	Georgina Cartwright		1000m	Overall	(0:08.35)	(0:10.49)	(0:11.07)	(0:11.61)	(0:11.92)	(0:13.30)			

Scratched: Nation (#2), Another Changers (#5)



Horse/Jockey Name	Esperanza
Final Rank	1
Fastest Section Time (Section)	0:08.64 (Overall)
Top Speed [km/h] (Section)	67.6 (1000m)
Race State	Finished

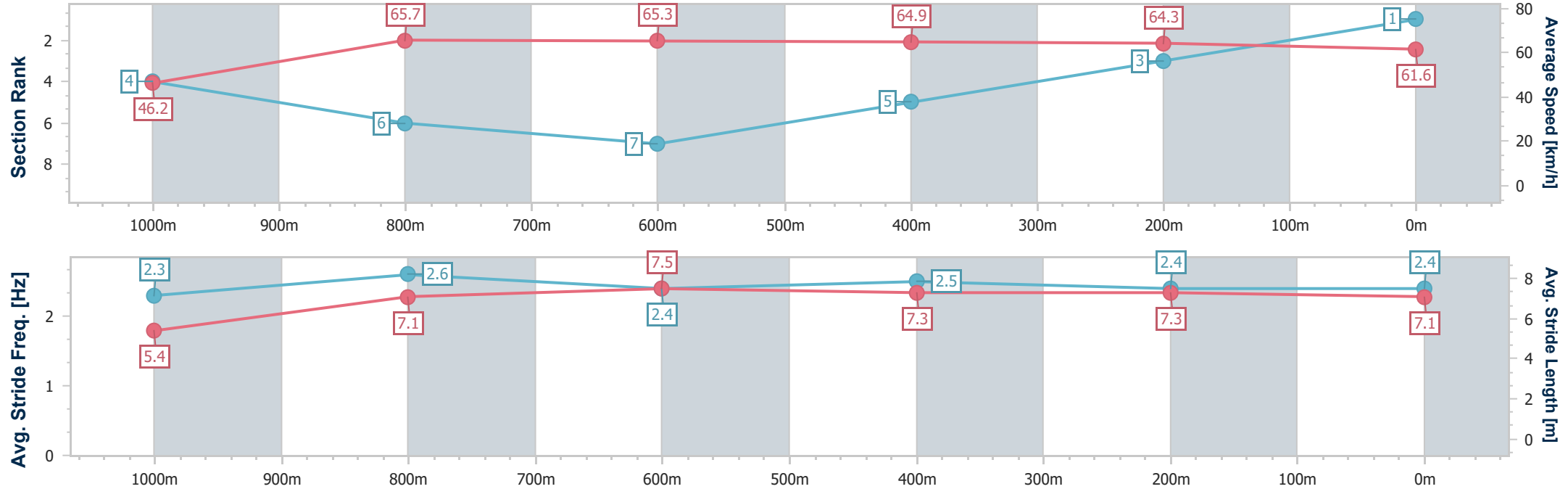


DoombenProfessional  
Race 1: Become a BRC Member QTIS Two-Years-Old Handicap  
- 1110m  
07 February 2026 - 12:14  
Track Rating: Good 4, Weather: Fine, Rail Position: True Entire  
Circuit



BRISBANE  
RACING CLUB

Section	Overall	1000m	800m	600m	400m	200m								
Section Times	1:04.68 [1] (0:08.64)	0:56.04 [4] (0:10.99)	0:45.05 [6] (0:11.01)	0:34.04 [7] (0:11.10)	0:22.94 [5] (0:11.20)	0:11.74 [3] (0:11.74)								
Average Speed [km/h]	46.2	65.7	65.3	64.9	64.3	61.6								
Top Speed [km/h]	65.7	67.6	66.9	66.9	65.0	64.4								
Avg. Dist. to Rail [m]	5.9	2.9	0.4	0.3	1.0	3.1								
Avg. Stride Freq. [Hz]	2.3	2.6	2.4	2.5	2.4	2.4								
Avg. Stride Length [m]	5.4	7.1	7.5	7.3	7.3	7.1								





Horse/Jockey Name	Harry's Back
Final Rank	2
Fastest Section Time (Section)	0:08.75 (Overall)
Top Speed [km/h] (Section)	68.3 (1000m)
Race State	Finished

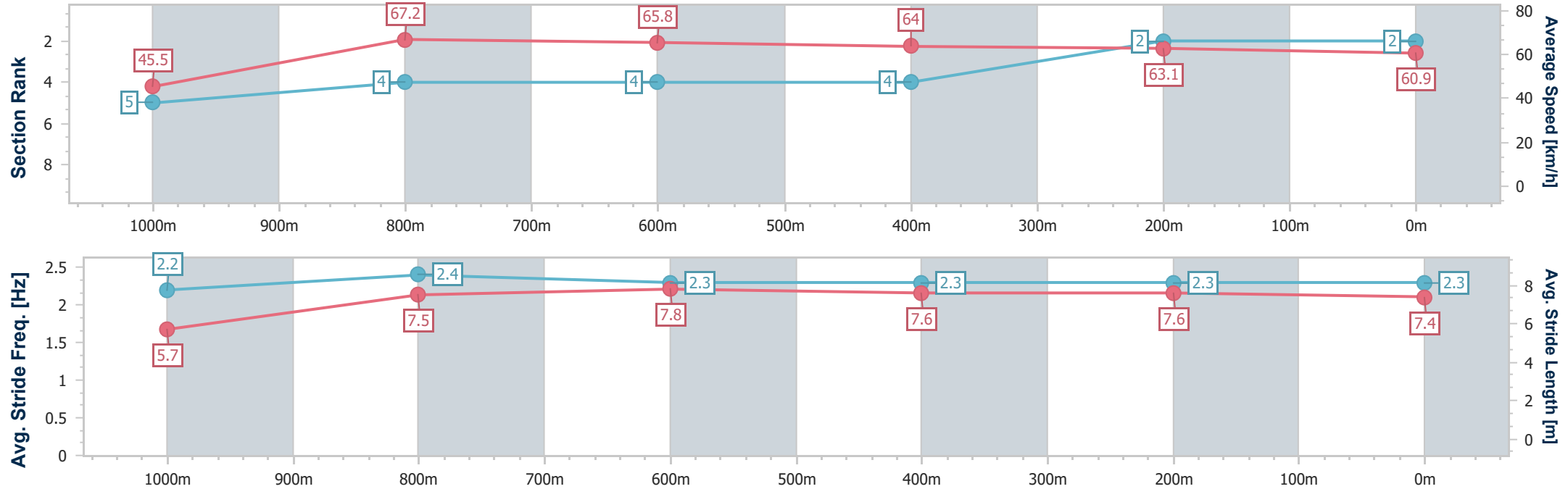


DoombenProfessional  
Race 1: Become a BRC Member QTIS Two-Years-Old Handicap  
- 1110m  
07 February 2026 - 12:14  
Track Rating: Good 4, Weather: Fine, Rail Position: True Entire  
Circuit



BRISBANE  
RACING CLUB

Section	Overall	1000m	800m	600m	400m	200m								
Section Times	1:04.76 [2] (0:08.75)	0:56.01 [5] (0:10.71)	0:45.30 [4] (0:10.90)	0:34.40 [4] (0:11.20)	0:23.20 [4] (0:11.37)	0:11.83 [2] (0:11.83)								
Average Speed [km/h]	45.5	67.2	65.8	64.0	63.1	60.9								
Top Speed [km/h]	66.2	68.3	67.5	66.9	64.6	63.5								
Avg. Dist. to Rail [m]	4.6	0.7	0.7	0.7	0.7	0.9								
Avg. Stride Freq. [Hz]	2.2	2.4	2.3	2.3	2.3	2.3								
Avg. Stride Length [m]	5.7	7.5	7.8	7.6	7.6	7.4								





Horse/Jockey Name	On The Clock
Final Rank	3
Fastest Section Time (Section)	0:08.49 (Overall)
Top Speed [km/h] (Section)	67.5 (1000m)
Race State	Finished

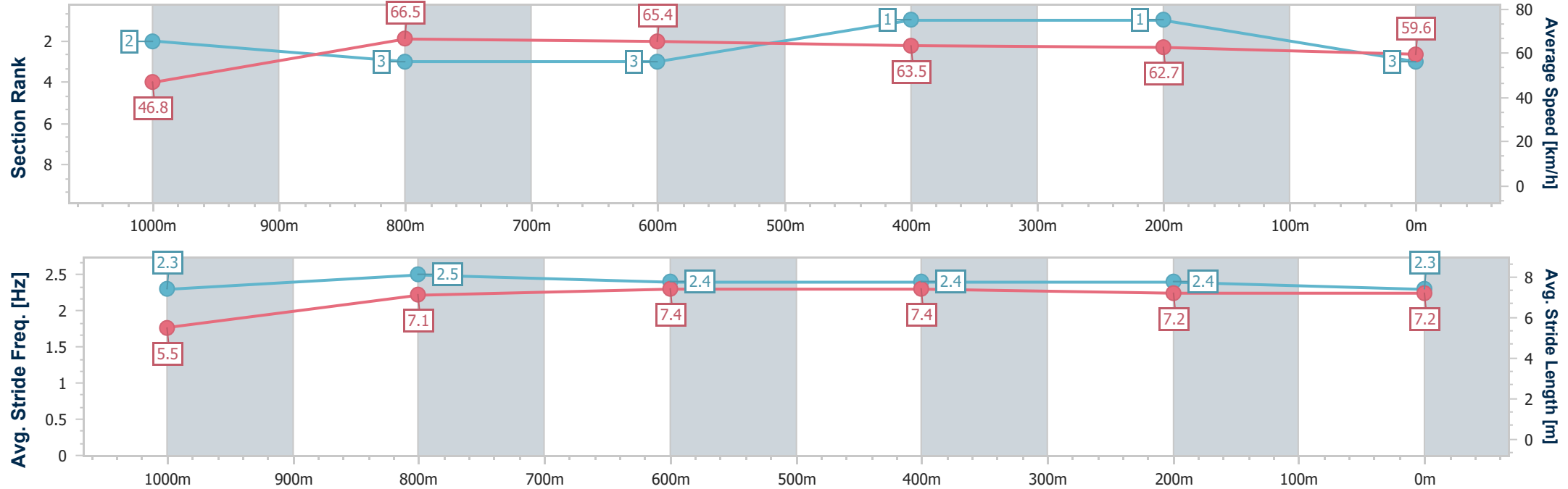


DoombenProfessional  
Race 1: Become a BRC Member QTIS Two-Years-Old Handicap  
- 1110m  
07 February 2026 - 12:14  
Track Rating: Good 4, Weather: Fine, Rail Position: True Entire  
Circuit



BRISBANE  
RACING CLUB

Section	Overall	1000m	800m	600m	400m	200m								
Section Times	1:04.83 [3] (0:08.49)	0:56.34 [2] (0:10.85)	0:45.49 [3] (0:10.93)	0:34.56 [3] (0:11.07)	0:23.49 [1] (0:11.41)	0:12.08 [1] (0:12.08)								
Average Speed [km/h]	46.8	66.5	65.4	63.5	62.7	59.6								
Top Speed [km/h]	64.7	67.5	67.1	66.2	64.0	62.5								
Avg. Dist. to Rail [m]	4.2	2.1	1.6	4.0	1.9	1.5								
Avg. Stride Freq. [Hz]	2.3	2.5	2.4	2.4	2.4	2.3								
Avg. Stride Length [m]	5.5	7.1	7.4	7.4	7.2	7.2								



[ ] Ranking at each section and finish  
-.-.- No data available at this section  
NA No data available



Horse/Jockey Name	Summer Sensation
Final Rank	4
Fastest Section Time (Section)	0:08.98 (Overall)
Top Speed [km/h] (Section)	69.5 (1000m)
Race State	Finished

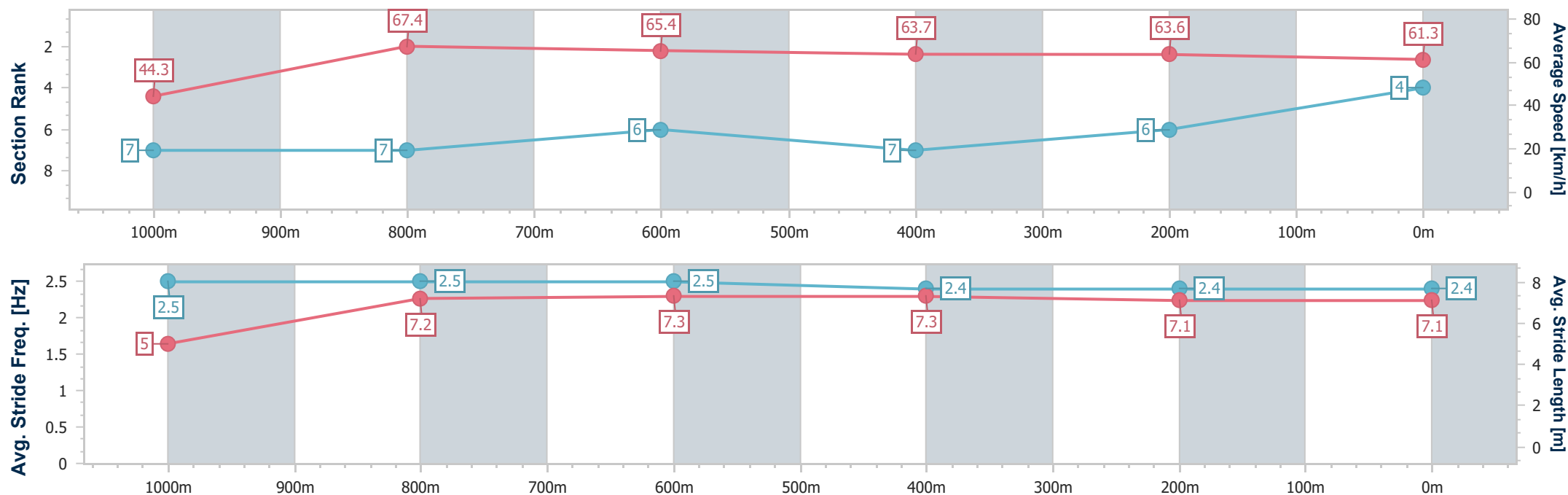


**DoombenProfessional**  
Race 1: Become a BRC Member QTIS Two-Years-Old Handicap  
- 1110m  
07 February 2026 - 12:14  
Track Rating: Good 4, Weather: Fine, Rail Position: True Entire  
Circuit



BRISBANE  
RACING CLUB

Section	Overall	1000m	800m	600m	400m	200m								
Section Times	1:04.93 [4] (0:08.98)	0:55.95 [7] (0:10.65)	0:45.30 [7] (0:10.98)	0:34.32 [6] (0:11.25)	0:23.07 [7] (0:11.31)	0:11.76 [6] (0:11.76)								
Average Speed [km/h]	44.3	67.4	65.4	63.7	63.6	61.3								
Top Speed [km/h]	65.1	69.5	67.4	65.2	64.6	63.2								
Avg. Dist. to Rail [m]	7.0	0.5	0.6	0.8	0.7	3.6								
Avg. Stride Freq. [Hz]	2.5	2.5	2.5	2.4	2.4	2.4								
Avg. Stride Length [m]	5.0	7.2	7.3	7.3	7.1	7.1								





Horse/Jockey Name	Sheza Boom
Final Rank	5
Fastest Section Time (Section)	0:08.78 (Overall)
Top Speed [km/h] (Section)	68.8 (1000m)
Race State	Finished

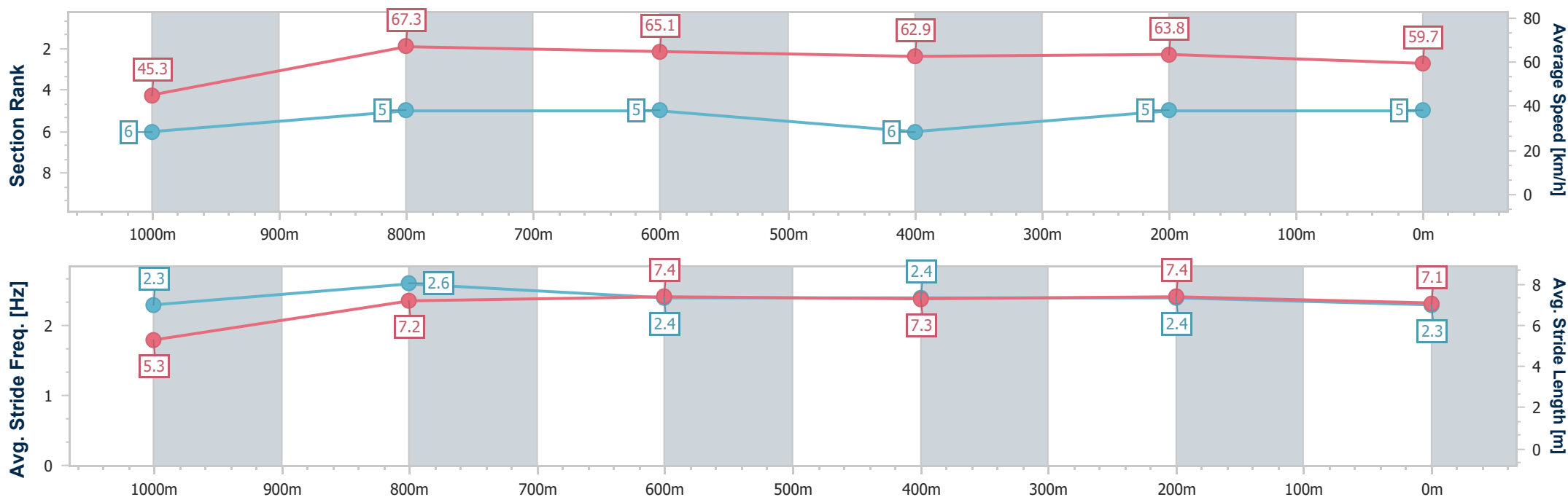


**DoombenProfessional**  
Race 1: Become a BRC Member QTIS Two-Years-Old Handicap  
- 1110m  
07 February 2026 - 12:14  
Track Rating: Good 4, Weather: Fine, Rail Position: True Entire  
Circuit



BRISBANE  
RACING CLUB

Section	Overall	1000m	800m	600m	400m	200m							
Section Times	1:05.22 [5] (0:08.78)	0:56.44 [6] (0:10.72)	0:45.72 [5] (0:10.99)	0:34.73 [5] (0:11.34)	0:23.39 [6] (0:11.31)	0:12.08 [5] (0:12.08)							
Average Speed [km/h]	45.3	67.3	65.1	62.9	63.8	59.7							
Top Speed [km/h]	64.7	68.8	67.3	65.0	64.7	62.8							
Avg. Dist. to Rail [m]	3.0	0.4	0.9	1.2	1.0	3.9							
Avg. Stride Freq. [Hz]	2.3	2.6	2.4	2.4	2.4	2.3							
Avg. Stride Length [m]	5.3	7.2	7.4	7.3	7.4	7.1							





Horse/Jockey Name	Sun Sister
Final Rank	6
Fastest Section Time (Section)	0:08.49 (Overall)
Top Speed [km/h] (Section)	69.6 (1000m)
Race State	Finished

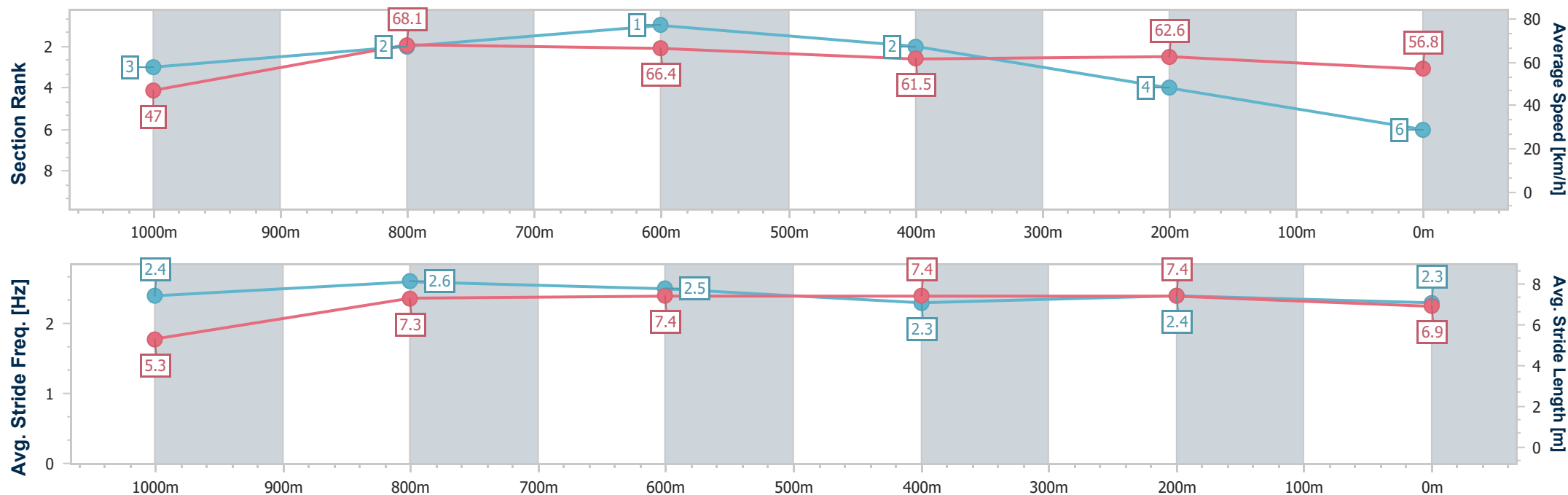


**DoombenProfessional**  
Race 1: Become a BRC Member QTIS Two-Years-Old Handicap  
- 1110m  
07 February 2026 - 12:14  
Track Rating: Good 4, Weather: Fine, Rail Position: True Entire  
Circuit



BRISBANE  
RACING CLUB

Section	Overall	1000m	800m	600m	400m	200m							
Section Times	1:05.71 [6] (0:08.49)	0:57.22 [3] (0:10.60)	0:46.62 [2] (0:10.80)	0:35.82 [1] (0:11.62)	0:24.20 [2] (0:11.49)	0:12.71 [4] (0:12.71)							
Average Speed [km/h]	47.0	68.1	66.4	61.5	62.6	56.8							
Top Speed [km/h]	67.2	69.6	68.2	64.2	64.5	60.9							
Avg. Dist. to Rail [m]	6.7	1.7	0.8	0.9	0.6	2.1							
Avg. Stride Freq. [Hz]	2.4	2.6	2.5	2.3	2.4	2.3							
Avg. Stride Length [m]	5.3	7.3	7.4	7.4	7.4	6.9							





Horse/Jockey Name	Mishani Rozay
Final Rank	7
Fastest Section Time (Section)	0:08.35 (Overall)
Top Speed [km/h] (Section)	69.4 (1000m)
Race State	Finished

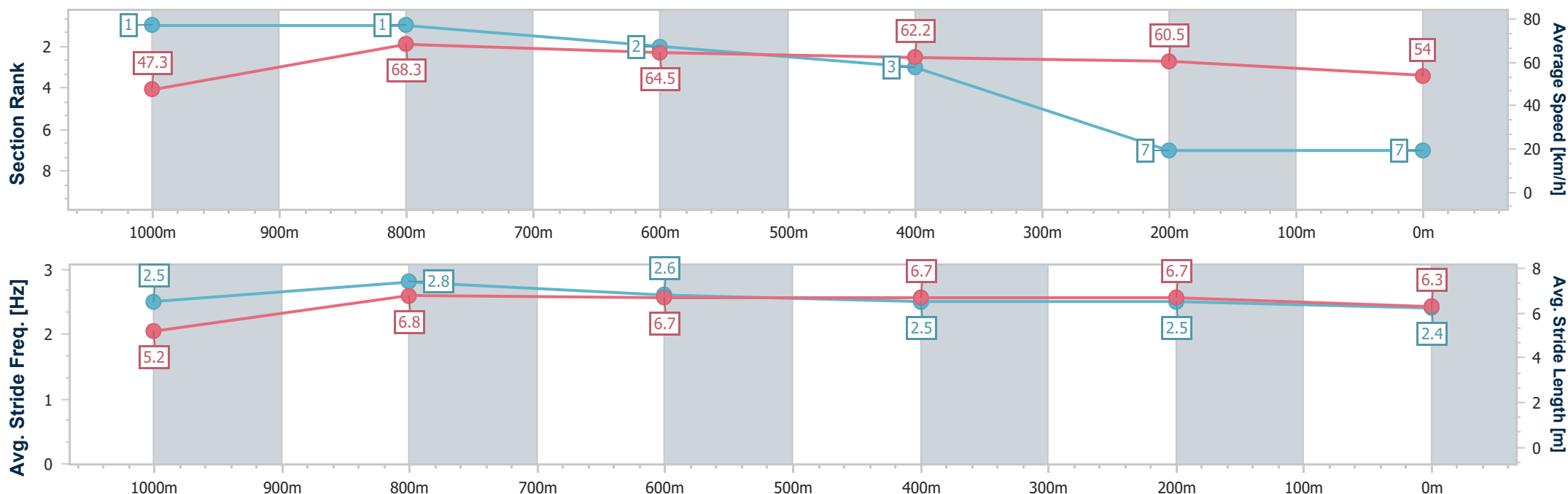


**DoombenProfessional**  
Race 1: Become a BRC Member QTIS Two-Years-Old Handicap  
- 1110m  
07 February 2026 - 12:14  
Track Rating: Good 4, Weather: Fine, Rail Position: True Entire  
Circuit



BRISBANE  
RACING CLUB

Section	Overall	1000m	800m	600m	400m	200m							
Section Times	1:06.74 [7] (0:08.35)	0:58.39 [1] (0:10.49)	0:47.90 [1] (0:11.07)	0:36.83 [2] (0:11.61)	0:25.22 [3] (0:11.92)	0:13.30 [7] (0:13.30)							
Average Speed [km/h]	47.3	68.3	64.5	62.2	60.5	54.0							
Top Speed [km/h]	66.2	69.4	65.5	65.3	61.7	57.6							
Avg. Dist. to Rail [m]	2.2	1.4	1.1	0.3	0.9	0.9							
Avg. Stride Freq. [Hz]	2.5	2.8	2.6	2.5	2.5	2.4							
Avg. Stride Length [m]	5.2	6.8	6.7	6.7	6.7	6.3							





## DoombenProfessional

### Race 2: Racecourse Village Class 1 Handicap - 1200m

07 February 2026 - 12:49



BRISBANE  
RACING CLUB

Track Rating: Good 4, Weather: Fine, Rail Position: True Entire Circuit

Section		Overall				1000m	800m	600m	400m	200m	Last 600m		
Field Times		1:09.01				0:55.72	0:45.05	0:33.80	0:22.53	0:11.60	0:33.80		
		(0:13.29)				(0:10.67)	(0:11.25)	(0:11.27)	(0:10.93)	(0:11.60)			
Rank	TAB Horse/Jockey	Barrier	Top Speed [km/h]	Fastest Section							Margin	Distance Travelled [m]	
1	3 DOMINANT DARCY	2	69.5	0:10.67	1:09.01 [1]	0:55.72 [1]	0:45.05 [1]	0:33.79 [2]	0:22.53 [1]	0:11.60 [1]	1:09.01	0:33.79	
	Emily Lang		1000m	1000m	(0:13.29)	(0:10.67)	(0:11.26)	(0:11.26)	(0:10.93)	(0:11.60)			
2	9 ANDI DON'T CARE	5	69.6	0:10.61	1:09.33 [2]	0:55.90 [2]	0:45.29 [2]	0:34.12 [1]	0:22.73 [3]	0:11.72 [2]	1.88L	0:34.12	+1
	Angela Jones		1000m	1000m	(0:13.43)	(0:10.61)	(0:11.17)	(0:11.39)	(0:11.01)	(0:11.72)			
3	4 THE STARS	1	70.2	0:10.70	1:09.43 [3]	0:55.80 [3]	0:45.10 [5]	0:33.83 [5]	0:22.66 [5]	0:11.74 [4]	2.45L	0:33.83	-5
	Kyle Wilson-Taylor		1000m	1000m	(0:13.63)	(0:10.70)	(0:11.27)	(0:11.17)	(0:10.92)	(0:11.74)			
4	1 MR BUBBALUSKI	3	69.7	0:10.52	1:09.49 [4]	0:55.85 [4]	0:45.33 [3]	0:34.19 [3]	0:22.83 [4]	0:11.70 [5]	2.83L	0:34.19	+5
	Ben Thompson		1000m	1000m	(0:13.64)	(0:10.52)	(0:11.14)	(0:11.36)	(0:11.13)	(0:11.70)			
5	7 DIVINE DIAMONDS	6	71.0	0:10.41	1:09.55 [5]	0:55.71 [5]	0:45.30 [4]	0:34.17 [4]	0:23.02 [2]	0:11.93 [3]	3.17L	0:34.17	+4
	Tahlia Fenlon		1000m	1000m	(0:13.84)	(0:10.41)	(0:11.13)	(0:11.15)	(0:11.09)	(0:11.93)			
6	10 HEAVENLY CONQUEST	4	68.6	0:10.80	1:09.62 [6]	0:55.74 [6]	0:44.94 [6]	0:33.88 [6]	0:22.79 [6]	0:11.74 [6]	3.6L	0:33.88	+1
	Damien Thornton		1000m	1000m	(0:13.88)	(0:10.80)	(0:11.06)	(0:11.09)	(0:11.05)	(0:11.74)			

Scratched: Casino Bay (#2), Statement Of Truth (#5), Cyber City (#6), Ancient Scent (#8)



Horse/Jockey Name	Dominant Darcy
Final Rank	1
Fastest Section Time (Section)	0:10.67 (1000m)
Top Speed [km/h] (Section)	69.5 (1000m)
Race State	Finished

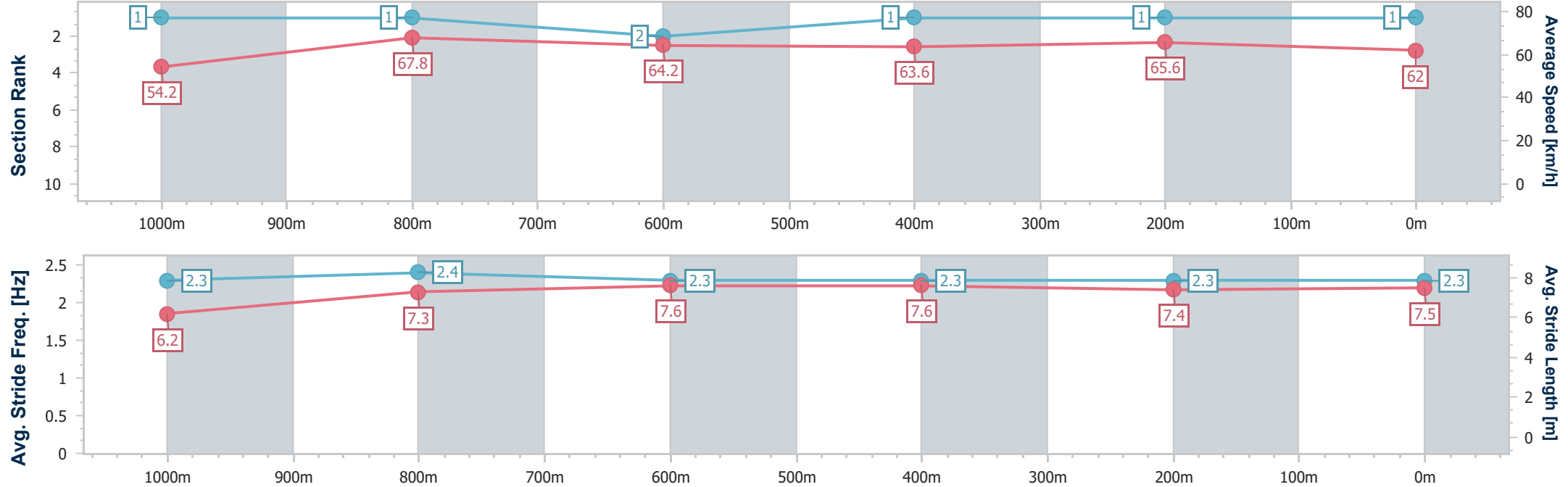


DoombenProfessional  
Race 2: Racecourse Village Class 1 Handicap - 1200m

07 February 2026 - 12:49  
Track Rating: Good 4, Weather: Fine, Rail Position: True Entire Circuit



Section	Overall	1000m	800m	600m	400m	200m							
Section Times	1:09.01 [1] (0:13.29)	0:55.72 [1] (0:10.67)	0:45.05 [1] (0:11.26)	0:33.79 [2] (0:11.26)	0:22.53 [1] (0:10.93)	0:11.60 [1] (0:11.60)							
Average Speed [km/h]	54.2	67.8	64.2	63.6	65.6	62.0							
Top Speed [km/h]	68.6	69.5	65.8	64.2	66.3	65.1							
Avg. Dist. to Rail [m]	2.3	1.6	0.4	0.8	1.7	1.4							
Avg. Stride Freq. [Hz]	2.3	2.4	2.3	2.3	2.3	2.3							
Avg. Stride Length [m]	6.2	7.3	7.6	7.6	7.4	7.5							



[ ] Ranking at each section and finish  
- - - - No data available at this section  
NA No data available



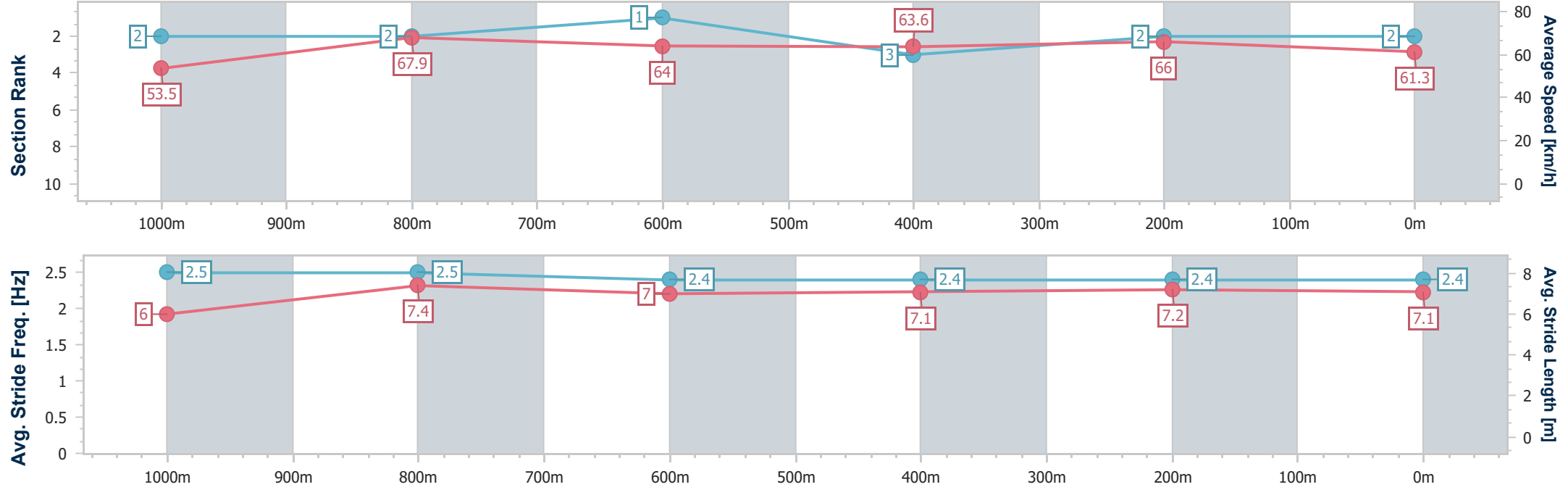
Horse/Jockey Name	Andi Don't Care
Final Rank	2
Fastest Section Time (Section)	0:10.61 (1000m)
Top Speed [km/h] (Section)	69.6 (1000m)
Race State	Finished



DoombenProfessional  
Race 2: Racecourse Village Class 1 Handicap - 1200m  
07 February 2026 - 12:49  
Track Rating: Good 4, Weather: Fine, Rail Position: True Entire Circuit



Section	Overall	1000m	800m	600m	400m	200m							
Section Times	1:09.33 [2] (0:13.43)	0:55.90 [2] (0:10.61)	0:45.29 [2] (0:11.17)	0:34.12 [1] (0:11.39)	0:22.73 [3] (0:11.01)	0:11.72 [2] (0:11.72)							
Average Speed [km/h]	53.5	67.9	64.0	63.6	66.0	61.3							
Top Speed [km/h]	69.4	69.6	66.1	64.7	67.6	65.0							
Avg. Dist. to Rail [m]	3.8	0.5	0.7	1.1	2.8	2.5							
Avg. Stride Freq. [Hz]	2.5	2.5	2.4	2.4	2.4	2.4							
Avg. Stride Length [m]	6.0	7.4	7.0	7.1	7.2	7.1							



[ ] Ranking at each section and finish  
- - - - - No data available at this section  
NA No data available



Horse/Jockey Name	The Stars
Final Rank	3
Fastest Section Time (Section)	0:10.70 (1000m)
Top Speed [km/h] (Section)	70.2 (1000m)
Race State	Finished

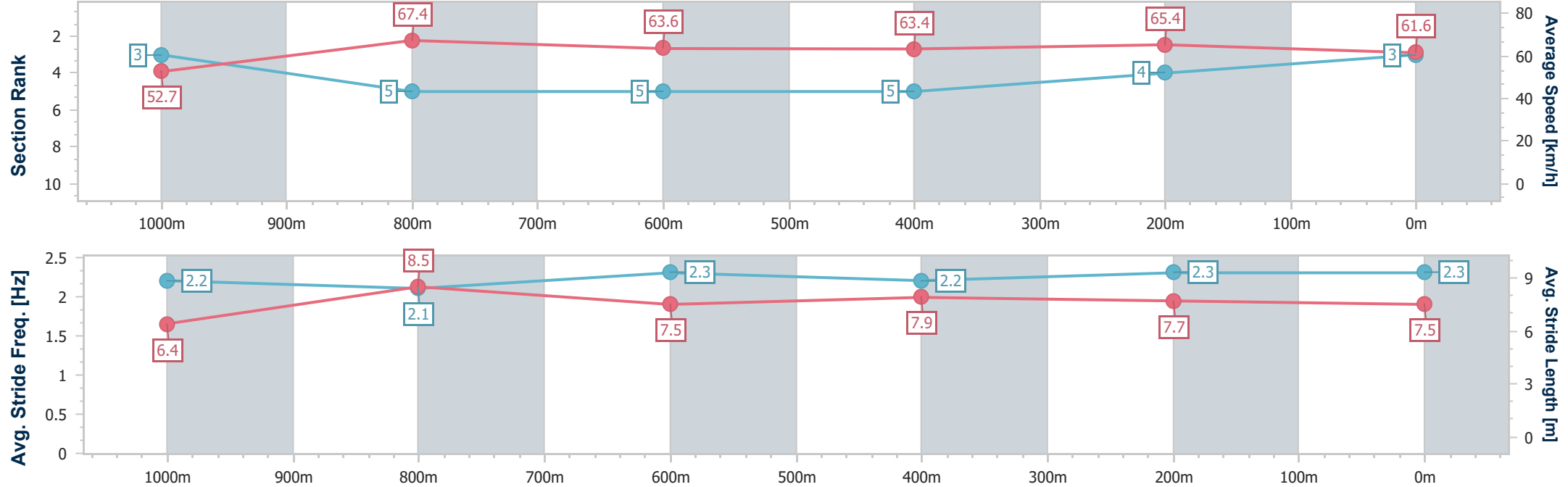


DoombenProfessional  
Race 2: Racecourse Village Class 1 Handicap - 1200m

07 February 2026 - 12:49  
Track Rating: Good 4, Weather: Fine, Rail Position: True Entire Circuit



Section	Overall	1000m	800m	600m	400m	200m								
Section Times	1:09.43 [3] (0:13.63)	0:55.80 [3] (0:10.70)	0:45.10 [5] (0:11.27)	0:33.83 [5] (0:11.17)	0:22.66 [5] (0:10.92)	0:11.74 [4] (0:11.74)								
Average Speed [km/h]	52.7	67.4	63.6	63.4	65.4	61.6								
Top Speed [km/h]	68.6	70.2	66.1	64.4	67.1	65.0								
Avg. Dist. to Rail [m]	1.3	0.5	1.1	2.6	2.5	1.9								
Avg. Stride Freq. [Hz]	2.2	2.1	2.3	2.2	2.3	2.3								
Avg. Stride Length [m]	6.4	8.5	7.5	7.9	7.7	7.5								



[ ] Ranking at each section and finish  
-.-.- No data available at this section  
NA No data available



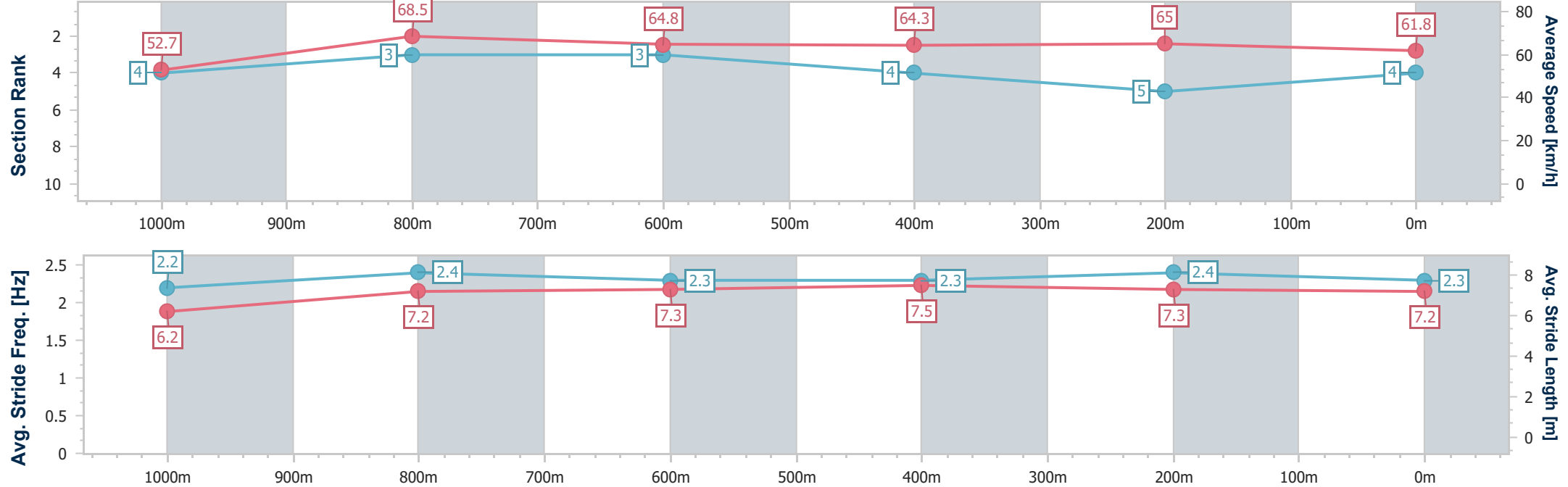
Horse/Jockey Name	Mr Bubbaluski
Final Rank	4
Fastest Section Time (Section)	0:10.52 (1000m)
Top Speed [km/h] (Section)	69.7 (1000m)
Race State	Finished



DoombenProfessional  
Race 2: Racecourse Village Class 1 Handicap - 1200m  
07 February 2026 - 12:49  
Track Rating: Good 4, Weather: Fine, Rail Position: True Entire Circuit



Section	Overall	1000m	800m	600m	400m	200m							
Section Times	1:09.49 [4] (0:13.64)	0:55.85 [4] (0:10.52)	0:45.33 [3] (0:11.14)	0:34.19 [3] (0:11.36)	0:22.83 [4] (0:11.13)	0:11.70 [5] (0:11.70)							
Average Speed [km/h]	52.7	68.5	64.8	64.3	65.0	61.8							
Top Speed [km/h]	68.4	69.7	66.7	64.7	65.9	64.5							
Avg. Dist. to Rail [m]	2.3	0.3	0.6	2.1	4.8	6.6							
Avg. Stride Freq. [Hz]	2.2	2.4	2.3	2.3	2.4	2.3							
Avg. Stride Length [m]	6.2	7.2	7.3	7.5	7.3	7.2							



[ ] Ranking at each section and finish  
-.-.- No data available at this section  
NA No data available



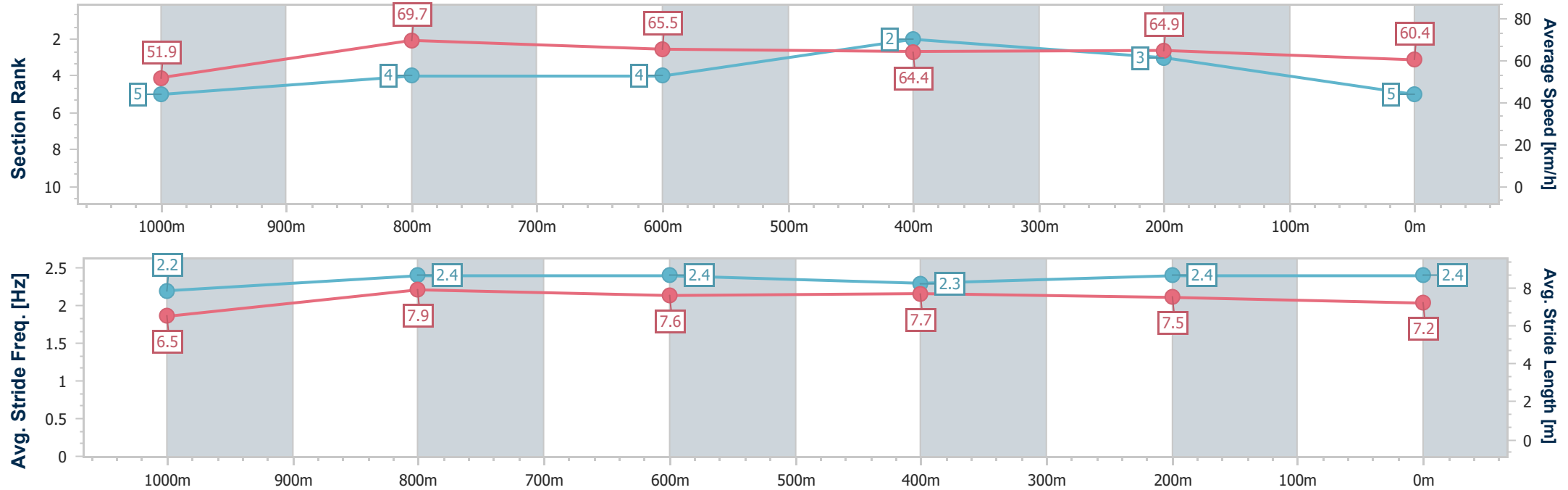
Horse/Jockey Name	Divine Diamonds
Final Rank	5
Fastest Section Time (Section)	0:10.41 (1000m)
Top Speed [km/h] (Section)	71.0 (1000m)
Race State	Finished



DoombenProfessional  
Race 2: Racecourse Village Class 1 Handicap - 1200m  
07 February 2026 - 12:49  
Track Rating: Good 4, Weather: Fine, Rail Position: True Entire Circuit



Section	Overall	1000m	800m	600m	400m	200m								
Section Times	1:09.55 [5] (0:13.84)	0:55.71 [5] (0:10.41)	0:45.30 [4] (0:11.13)	0:34.17 [4] (0:11.15)	0:23.02 [2] (0:11.09)	0:11.93 [3] (0:11.93)								
Average Speed [km/h]	51.9	69.7	65.5	64.4	64.9	60.4								
Top Speed [km/h]	70.2	71.0	67.0	65.9	65.8	64.2								
Avg. Dist. to Rail [m]	5.5	3.7	2.1	0.5	0.7	1.9								
Avg. Stride Freq. [Hz]	2.2	2.4	2.4	2.3	2.4	2.4								
Avg. Stride Length [m]	6.5	7.9	7.6	7.7	7.5	7.2								



[ ] Ranking at each section and finish  
-.-.- No data available at this section  
NA No data available



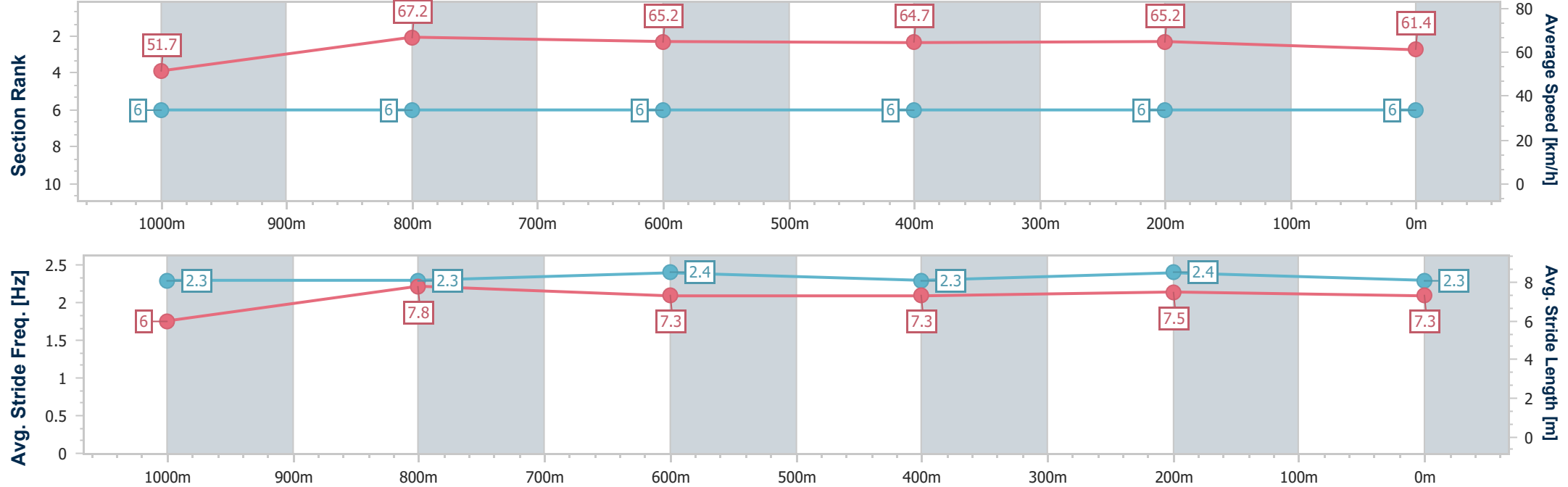
Horse/Jockey Name	Heavenly Conquest
Final Rank	6
Fastest Section Time (Section)	0:10.80 (1000m)
Top Speed [km/h] (Section)	68.6 (1000m)
Race State	Finished



DoombenProfessional  
Race 2: Racecourse Village Class 1 Handicap - 1200m  
07 February 2026 - 12:49  
Track Rating: Good 4, Weather: Fine, Rail Position: True Entire Circuit



Section	Overall	1000m	800m	600m	400m	200m							
Section Times	1:09.62 [6] (0:13.88)	0:55.74 [6] (0:10.80)	0:44.94 [6] (0:11.06)	0:33.88 [6] (0:11.09)	0:22.79 [6] (0:11.05)	0:11.74 [6] (0:11.74)							
Average Speed [km/h]	51.7	67.2	65.2	64.7	65.2	61.4							
Top Speed [km/h]	68.1	68.6	66.3	65.7	66.5	64.8							
Avg. Dist. to Rail [m]	4.4	3.2	0.4	0.6	2.6	6.4							
Avg. Stride Freq. [Hz]	2.3	2.3	2.4	2.3	2.4	2.3							
Avg. Stride Length [m]	6.0	7.8	7.3	7.3	7.5	7.3							





# DoombenProfessional

## Race 3: Sky Racing BM78 Handicap - 2000m

07 February 2026 - 13:23



BRISBANE  
RACING CLUB

Track Rating: Good 3, Weather: Fine, Rail Position: True Entire Circuit

Section						Overall	1800m	1600m	1400m	1200m	1000m	800m	Last 600m		
Field Times						2:00.25 (0:13.72)	1:46.53 (0:10.97)	1:35.56 (0:11.36)	1:24.20 (0:11.59)	1:12.61 (0:11.86)	1:00.75 (0:12.01)	0:48.74 (0:12.21)	0:36.53		
Rank	TAB	Horse/Jockey	Barrier	Top Speed [km/h]	Fastest Section									Distance Travelled [m]	
1	8	PRINCE LEVI	1	65.3	0:11.16	2:00.25 [1]	1:46.25 [5]	1:35.09 [5]	1:23.61 [5]	1:11.94 [4]	1:00.10 [3]	0:48.12 [3]	0:36.06		
		Mark Du Plessis		1800m	1800m	(0:14.00)	(0:11.16)	(0:11.48)	(0:11.67)	(0:11.84)	(0:11.98)	(0:12.06)			
2	5	ARCHER'S GAME	6	66.0	0:11.33	2:00.56 [2]	1:46.40 [7]	1:35.07 [7]	1:23.30 [7]	1:11.73 [7]	0:59.74 [7]	0:47.83 [7]	0:36.05 +2		
		Rob Thorburn		Overall	1800m	(0:14.16)	(0:11.33)	(0:11.77)	(0:11.57)	(0:11.99)	(0:11.91)	(0:11.78)			
3	2	FELIX THE SCAT	9	64.6	0:11.57	2:01.05 [3]	1:46.75 [8]	1:35.05 [8]	1:23.11 [8]	1:11.53 [8]	0:59.65 [8]	0:47.91 [8]	0:36.34 +8		
		Jasper Franklin		600m	800m	(0:14.30)	(0:11.70)	(0:11.94)	(0:11.58)	(0:11.88)	(0:11.74)	(0:11.57)			
4	4	CAPITAL ASSET	3	67.3	0:10.97	2:01.05 [4]	1:47.33 [1]	1:36.36 [1]	1:25.00 [1]	1:13.41 [1]	1:01.43 [2]	0:49.38 [2]	0:37.33 -8		
		Benjamin Osmond		1800m	1800m	(0:13.72)	(0:10.97)	(0:11.36)	(0:11.59)	(0:11.98)	(0:12.05)	(0:12.05)			
5	3	RAF ATTACK	4	64.9	0:11.21	2:01.15 [5]	1:47.06 [6]	1:35.85 [6]	1:24.23 [6]	1:12.46 [6]	1:00.50 [6]	0:48.45 [6]	0:36.59 +3		
		Corey Sutherland		Overall	1800m	(0:14.09)	(0:11.21)	(0:11.62)	(0:11.77)	(0:11.96)	(0:12.05)	(0:11.86)			
6	11	ARTFUL GIRL	7	64.1	0:11.43	2:01.39 [6]	1:46.86 [9]	1:35.19 [9]	1:23.18 [9]	1:11.75 [9]	0:59.90 [9]	0:48.15 [9]	0:36.29 +0		
		Emily Lang		1400m	1400m	(0:14.53)	(0:11.67)	(0:12.01)	(0:11.43)	(0:11.85)	(0:11.75)	(0:11.86)			
7	6	LENNOX	2	66.4	0:11.06	2:01.50 [7]	1:47.62 [4]	1:36.56 [4]	1:25.03 [3]	1:13.31 [3]	1:01.31 [4]	0:49.28 [4]	0:37.32 -1		
		Daniel Moor		1800m	1800m	(0:13.88)	(0:11.06)	(0:11.53)	(0:11.72)	(0:12.00)	(0:12.03)	(0:11.96)			
8	7	ARIZONA DREAMING	5	66.8	0:11.08	2:01.77 [8]	1:48.01 [2]	1:36.93 [3]	1:25.22 [4]	1:13.43 [5]	1:01.51 [5]	0:49.52 [5]	0:37.45 +9		
		Damien Thornton		1800m	1800m	(0:13.76)	(0:11.08)	(0:11.71)	(0:11.79)	(0:11.92)	(0:11.99)	(0:12.07)			
9	9	TEXAS FIREBALL	8	67.5	0:10.99	2:02.28 [9]	1:48.50 [3]	1:37.51 [2]	1:26.19 [2]	1:14.62 [2]	1:02.78 [1]	0:50.77 [1]	0:38.44 +6		
		Jett Newman		1800m	1800m	(0:13.78)	(0:10.99)	(0:11.32)	(0:11.57)	(0:11.84)	(0:12.01)	(0:12.33)			

Scratched: Hadouken (#1), Bavarian Lady (#10), Okesutora (#12)



# DoombenProfessional

## Race 3: Sky Racing BM78 Handicap - 2000m

07 February 2026 - 13:23



BRISBANE  
RACING CLUB

Track Rating: Good 3, Weather: Fine, Rail Position: True Entire Circuit

Section		Field Times		600m		400m		200m		Last 600m	
				0:36.53 (0:12.27)		0:24.26 (0:11.78)		0:12.48 (0:12.48)		0:36.53	
Rank	TAB	Horse/Jockey	Barrier	Top Speed [km/h]	Fastest Section	Margin		Distance Travelled [m]			
1	8	PRINCE LEVI	1	65.3	0:11.16	0:36.06 [4]	0:24.18 [2]	0:12.48 [1]	2:00.25	0:36.06	
		Mark Du Plessis		1800m	1800m	(0:11.88)	(0:11.70)	(0:12.48)			
2	5	ARCHER'S GAME	6	66.0	0:11.33	0:36.05 [6]	0:24.21 [6]	0:12.45 [2]	1.82L	0:36.05	+2
		Rob Thorburn		Overall	1800m	(0:11.84)	(0:11.76)	(0:12.45)			
3	2	FELIX THE SCAT	9	64.6	0:11.57	0:36.34 [8]	0:24.76 [5]	0:12.85 [4]	4.69L	0:36.34	+8
		Jasper Franklin		600m	800m	(0:11.58)	(0:11.91)	(0:12.85)			
4	4	CAPITAL ASSET	3	67.3	0:10.97	0:37.33 [1]	0:25.06 [1]	0:12.89 [3]	4.7L	0:37.33	-8
		Benjamin Osmond		1800m	1800m	(0:12.27)	(0:12.17)	(0:12.89)			
5	3	RAF ATTACK	4	64.9	0:11.21	0:36.59 [7]	0:24.78 [7]	0:12.88 [5]	5.26L	0:36.59	+3
		Corey Sutherland		Overall	1800m	(0:11.81)	(0:11.90)	(0:12.88)			
6	11	ARTFUL GIRL	7	64.1	0:11.43	0:36.29 [9]	0:24.43 [9]	0:12.58 [8]	6.67L	0:36.29	+0
		Emily Lang		1400m	1400m	(0:11.86)	(0:11.85)	(0:12.58)			
7	6	LENNOX	2	66.4	0:11.06	0:37.32 [3]	0:25.24 [4]	0:13.08 [6]	7.35L	0:37.32	-1
		Daniel Moor		1800m	1800m	(0:12.08)	(0:12.16)	(0:13.08)			
8	7	ARIZONA DREAMING	5	66.8	0:11.08	0:37.45 [5]	0:25.30 [8]	0:13.15 [7]	8.93L	0:37.45	+9
		Damien Thornton		1800m	1800m	(0:12.15)	(0:12.15)	(0:13.15)			
9	9	TEXAS FIREBALL	8	67.5	0:10.99	0:38.44 [2]	0:26.03 [3]	0:13.46 [9]	11.93L	0:38.44	+6
		Jett Newman		1800m	1800m	(0:12.41)	(0:12.57)	(0:13.46)			

Scratched: Hadouken (#1), Bavarian Lady (#10), Okesutora (#12)



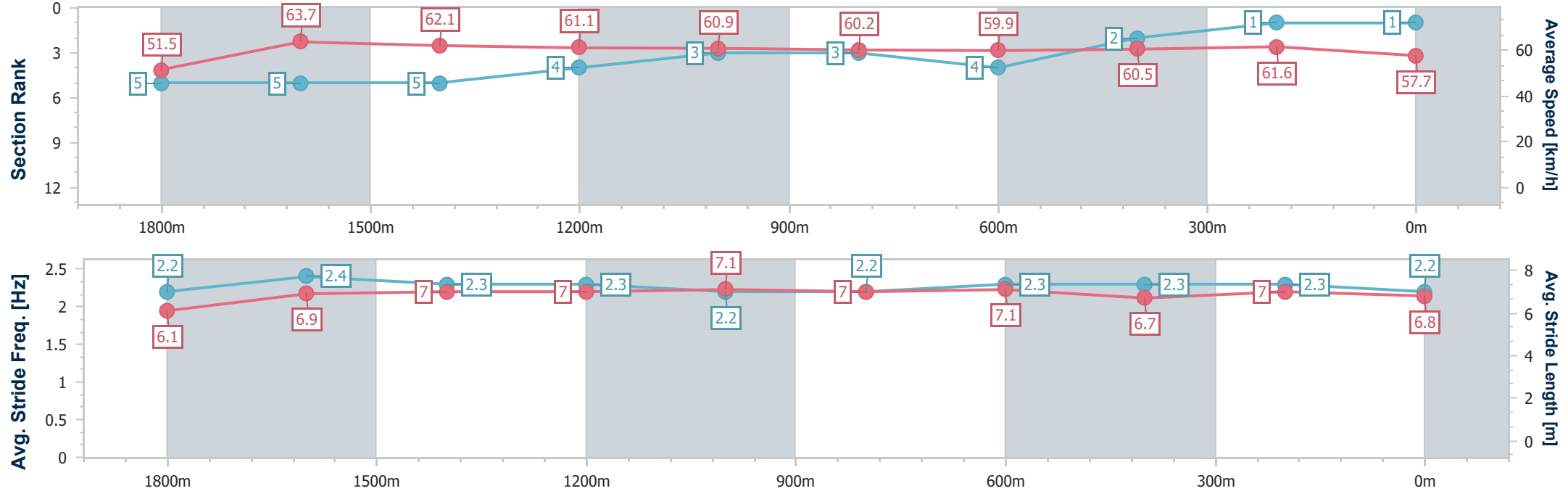
Horse/Jockey Name	Prince Levi
Final Rank	1
Fastest Section Time (Section)	0:11.16 (1800m)
Top Speed [km/h] (Section)	65.3 (1800m)
Race State	Finished



DoombenProfessional  
Race 3: Sky Racing BM78 Handicap - 2000m  
07 February 2026 - 13:23  
Track Rating: Good 3, Weather: Fine, Rail Position: True Entire Circuit



Section	Overall	1800m	1600m	1400m	1200m	1000m	800m	600m	400m	200m			
Section Times	2:00.25 [1] (0:14.00)	1:46.25 [5] (0:11.16)	1:35.09 [5] (0:11.48)	1:23.61 [5] (0:11.67)	1:11.94 [4] (0:11.84)	1:00.10 [3] (0:11.98)	0:48.12 [3] (0:12.06)	0:36.06 [4] (0:11.88)	0:24.18 [2] (0:11.70)	0:12.48 [1] (0:12.48)			
Average Speed [km/h]	51.5	63.7	62.1	61.1	60.9	60.2	59.9	60.5	61.6	57.7			
Top Speed [km/h]	64.6	65.3	63.0	62.1	62.0	61.1	60.9	61.6	63.9	60.0			
Avg. Dist. to Rail [m]	1.4	2.2	2.2	1.1	0.4	0.4	1.2	0.9	0.6	1.3			
Avg. Stride Freq. [Hz]	2.2	2.4	2.3	2.3	2.2	2.2	2.3	2.3	2.3	2.2			
Avg. Stride Length [m]	6.1	6.9	7.0	7.0	7.1	7.0	7.1	6.7	7.0	6.8			



[ ] Ranking at each section and finish  
-.-.- No data available at this section  
NA No data available



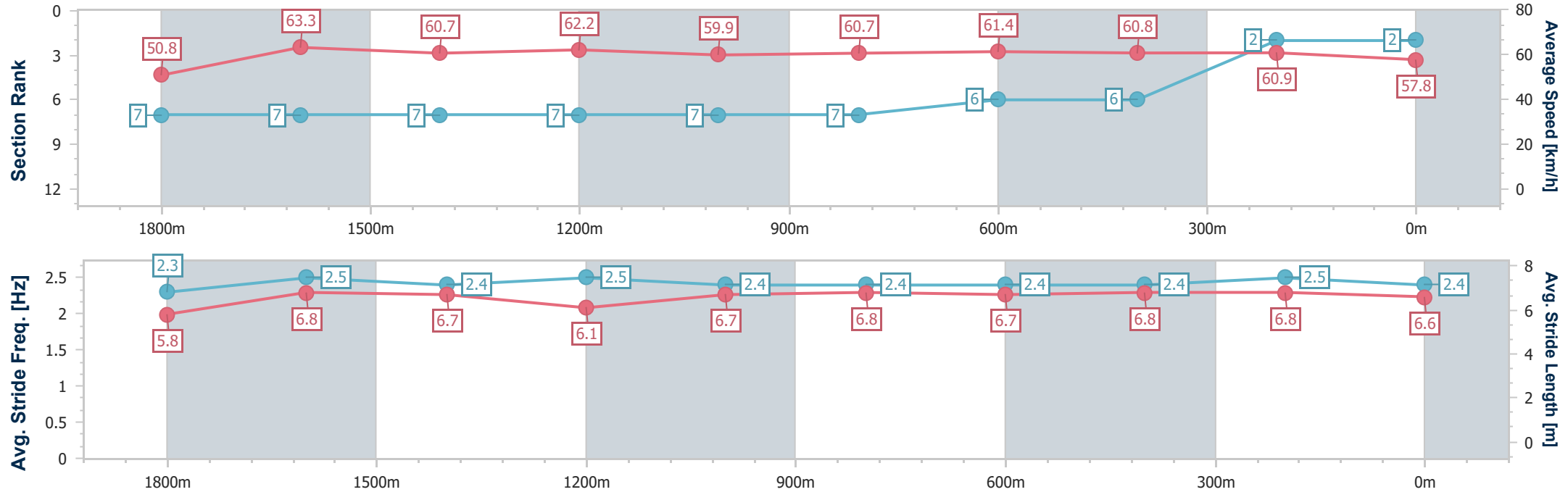
Horse/Jockey Name	Archer's Game
Final Rank	2
Fastest Section Time (Section)	0:11.33 (1800m)
Top Speed [km/h] (Section)	66.0 (Overall)
Race State	Finished



DooibenProfessional  
Race 3: Sky Racing BM78 Handicap - 2000m  
07 February 2026 - 13:23  
Track Rating: Good 3, Weather: Fine, Rail Position: True Entire Circuit



Section	Overall	1800m	1600m	1400m	1200m	1000m	800m	600m	400m	200m			
Section Times	2:00.56 [2] (0:14.16)	1:46.40 [7] (0:11.33)	1:35.07 [7] (0:11.77)	1:23.30 [7] (0:11.57)	1:11.73 [7] (0:11.99)	0:59.74 [7] (0:11.91)	0:47.83 [7] (0:11.78)	0:36.05 [6] (0:11.84)	0:24.21 [6] (0:11.76)	0:12.45 [2] (0:12.45)			
Average Speed [km/h]	50.8	63.3	60.7	62.2	59.9	60.7	61.4	60.8	60.9	57.8			
Top Speed [km/h]	66.0	65.7	62.0	64.4	61.3	61.5	62.8	61.5	61.6	61.3			
Avg. Dist. to Rail [m]	3.4	1.0	1.7	0.8	1.2	0.6	0.7	0.8	1.8	1.1			
Avg. Stride Freq. [Hz]	2.3	2.5	2.4	2.5	2.4	2.4	2.4	2.4	2.5	2.4			
Avg. Stride Length [m]	5.8	6.8	6.7	6.1	6.7	6.8	6.7	6.8	6.8	6.6			



[ ] Ranking at each section and finish  
-.-.- No data available at this section  
NA No data available



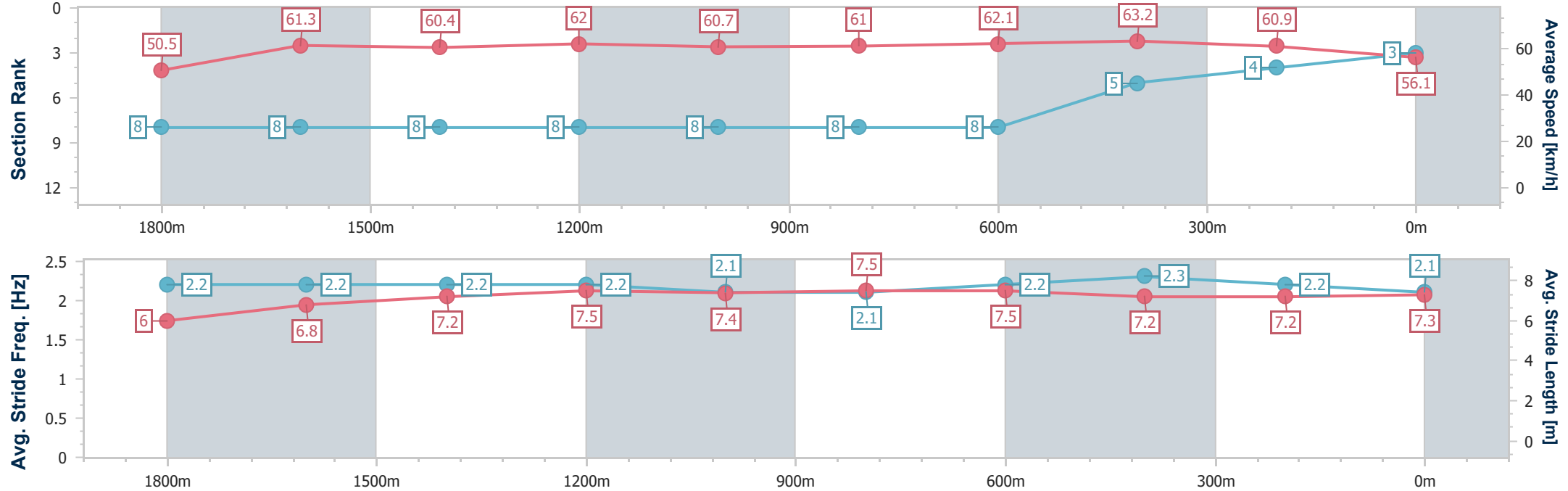
Horse/Jockey Name	Felix The Scat
Final Rank	3
Fastest Section Time (Section)	0:11.57 (800m)
Top Speed [km/h] (Section)	64.6 (600m)
Race State	Finished



DoombenProfessional  
Race 3: Sky Racing BM78 Handicap - 2000m  
07 February 2026 - 13:23  
Track Rating: Good 3, Weather: Fine, Rail Position: True Entire Circuit



Section	Overall	1800m	1600m	1400m	1200m	1000m	800m	600m	400m	200m			
Section Times	2:01.05 [3] (0:14.30)	1:46.75 [8] (0:11.70)	1:35.05 [8] (0:11.94)	1:23.11 [8] (0:11.58)	1:11.53 [8] (0:11.88)	0:59.65 [8] (0:11.74)	0:47.91 [8] (0:11.57)	0:36.34 [8] (0:11.58)	0:24.76 [5] (0:11.91)	0:12.85 [4] (0:12.85)			
Average Speed [km/h]	50.5	61.3	60.4	62.0	60.7	61.0	62.1	63.2	60.9	56.1			
Top Speed [km/h]	63.2	63.1	61.9	63.1	62.6	62.5	64.0	64.6	62.9	58.7			
Avg. Dist. to Rail [m]	6.6	0.8	0.5	0.4	0.7	0.6	1.2	3.0	5.3	6.3			
Avg. Stride Freq. [Hz]	2.2	2.2	2.2	2.2	2.1	2.1	2.2	2.3	2.2	2.1			
Avg. Stride Length [m]	6.0	6.8	7.2	7.5	7.4	7.5	7.5	7.2	7.2	7.3			



[ ] Ranking at each section and finish  
-.-.- No data available at this section  
NA No data available



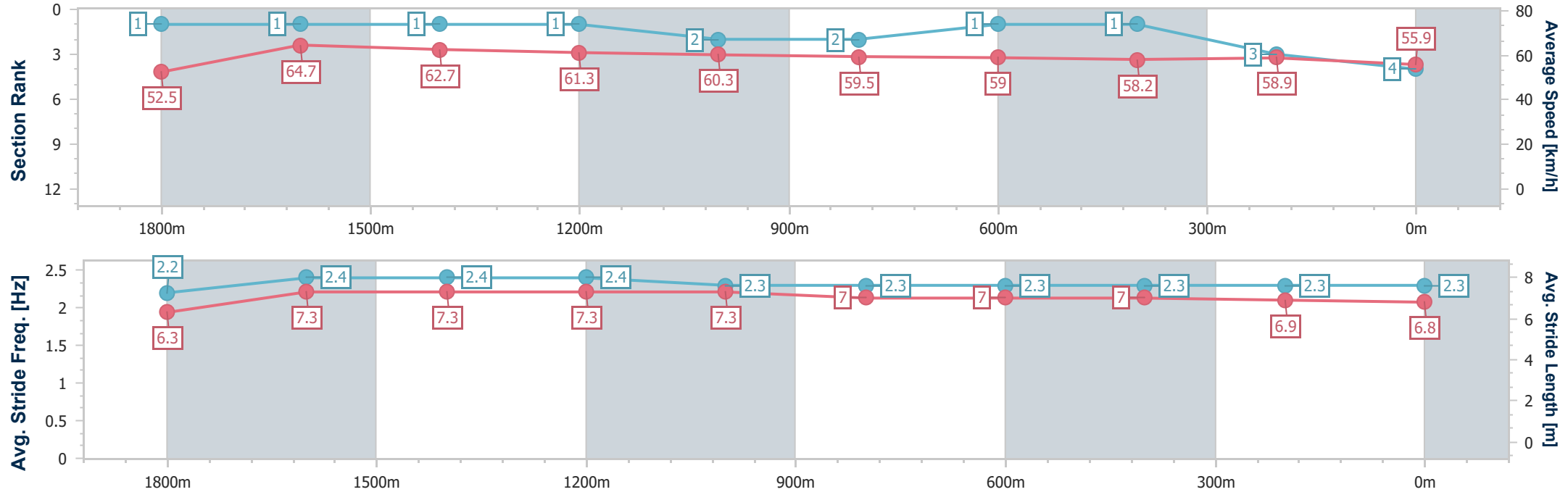
Horse/Jockey Name	Capital Asset
Final Rank	4
Fastest Section Time (Section)	0:10.97 (1800m)
Top Speed [km/h] (Section)	67.3 (1800m)
Race State	Finished



DoombenProfessional  
Race 3: Sky Racing BM78 Handicap - 2000m  
07 February 2026 - 13:23  
Track Rating: Good 3, Weather: Fine, Rail Position: True Entire Circuit



Section	Overall	1800m	1600m	1400m	1200m	1000m	800m	600m	400m	200m			
Section Times	2:01.05 [4] (0:13.72)	1:47.33 [1] (0:10.97)	1:36.36 [1] (0:11.36)	1:25.00 [1] (0:11.59)	1:13.41 [1] (0:11.98)	1:01.43 [2] (0:12.05)	0:49.38 [2] (0:12.05)	0:37.33 [1] (0:12.27)	0:25.06 [1] (0:12.17)	0:12.89 [3] (0:12.89)			
Average Speed [km/h]	52.5	64.7	62.7	61.3	60.3	59.5	59.0	58.2	58.9	55.9			
Top Speed [km/h]	66.4	67.3	63.7	62.8	61.1	60.5	60.3	59.2	59.7	58.6			
Avg. Dist. to Rail [m]	1.5	2.0	2.9	1.5	0.4	1.0	2.3	1.7	0.6	0.7			
Avg. Stride Freq. [Hz]	2.2	2.4	2.4	2.4	2.3	2.3	2.3	2.3	2.3	2.3			
Avg. Stride Length [m]	6.3	7.3	7.3	7.3	7.3	7.0	7.0	7.0	6.9	6.8			



[ ] Ranking at each section and finish  
- - - - No data available at this section  
NA No data available



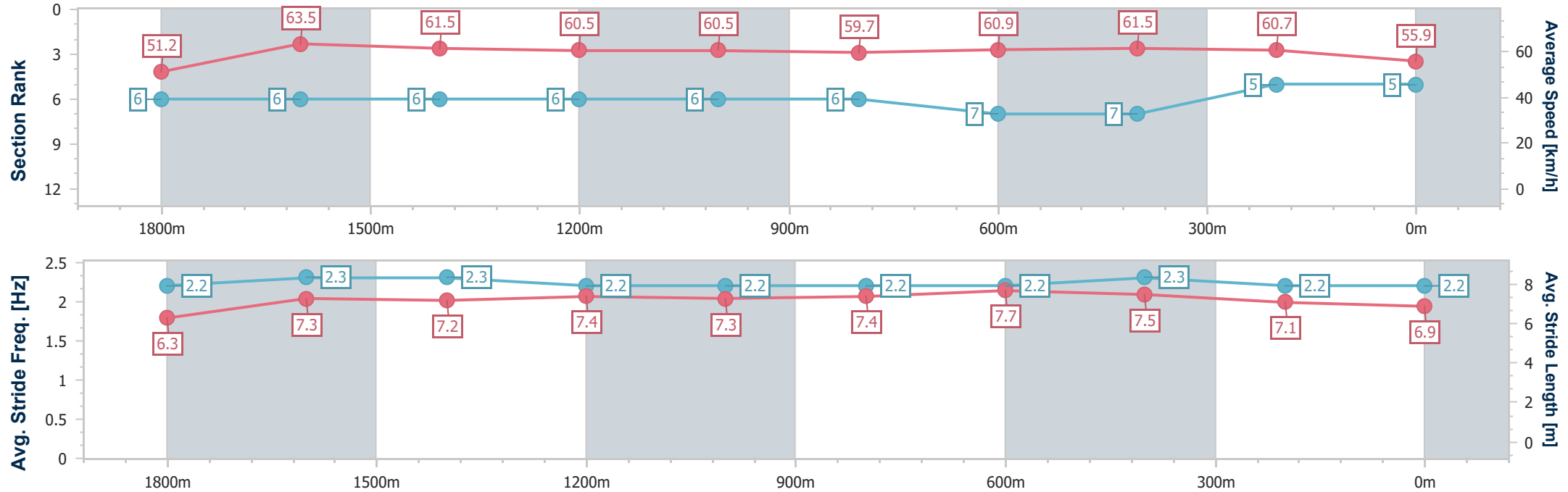
Horse/Jockey Name	Raf Attack
Final Rank	5
Fastest Section Time (Section)	0:11.21 (1800m)
Top Speed [km/h] (Section)	64.9 (Overall)
Race State	Finished



DoombenProfessional  
Race 3: Sky Racing BM78 Handicap - 2000m  
07 February 2026 - 13:23  
Track Rating: Good 3, Weather: Fine, Rail Position: True Entire Circuit



Section	Overall	1800m	1600m	1400m	1200m	1000m	800m	600m	400m	200m			
Section Times	2:01.15 [5] (0:14.09)	1:47.06 [6] (0:11.21)	1:35.85 [6] (0:11.62)	1:24.23 [6] (0:11.77)	1:12.46 [6] (0:11.96)	1:00.50 [6] (0:12.05)	0:48.45 [6] (0:11.86)	0:36.59 [7] (0:11.81)	0:24.78 [7] (0:11.90)	0:12.88 [5] (0:12.88)			
Average Speed [km/h]	51.2	63.5	61.5	60.5	60.5	59.7	60.9	61.5	60.7	55.9			
Top Speed [km/h]	64.9	64.6	62.4	62.8	61.1	60.7	62.1	62.6	62.2	58.6			
Avg. Dist. to Rail [m]	3.1	1.6	2.4	1.3	0.5	0.4	0.9	1.1	2.4	4.3			
Avg. Stride Freq. [Hz]	2.2	2.3	2.3	2.2	2.2	2.2	2.2	2.3	2.2	2.2			
Avg. Stride Length [m]	6.3	7.3	7.2	7.4	7.3	7.4	7.7	7.5	7.1	6.9			





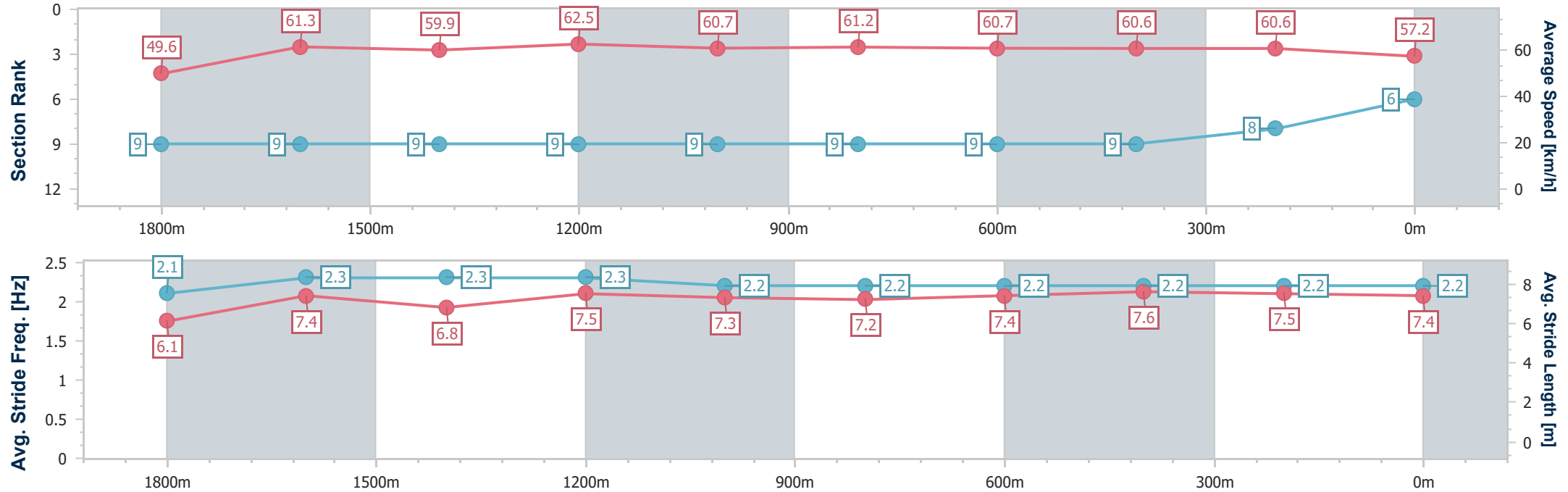
Horse/Jockey Name	Artful Girl
Final Rank	6
Fastest Section Time (Section)	0:11.43 (1400m)
Top Speed [km/h] (Section)	64.1 (1400m)
Race State	Finished



DooibenProfessional  
Race 3: Sky Racing BM78 Handicap - 2000m  
07 February 2026 - 13:23  
Track Rating: Good 3, Weather: Fine, Rail Position: True Entire Circuit



Section	Overall	1800m	1600m	1400m	1200m	1000m	800m	600m	400m	200m			
Section Times	2:01.39 [6] (0:14.53)	1:46.86 [9] (0:11.67)	1:35.19 [9] (0:12.01)	1:23.18 [9] (0:11.43)	1:11.75 [9] (0:11.85)	0:59.90 [9] (0:11.75)	0:48.15 [9] (0:11.86)	0:36.29 [9] (0:11.86)	0:24.43 [9] (0:11.85)	0:12.58 [8] (0:12.58)			
Average Speed [km/h]	49.6	61.3	59.9	62.5	60.7	61.2	60.7	60.6	60.6	57.2			
Top Speed [km/h]	62.2	62.6	60.9	64.1	64.0	62.4	61.4	61.5	61.6	59.6			
Avg. Dist. to Rail [m]	5.1	0.6	1.6	1.2	0.8	0.5	0.5	0.9	2.4	5.9			
Avg. Stride Freq. [Hz]	2.1	2.3	2.3	2.3	2.2	2.2	2.2	2.2	2.2	2.2			
Avg. Stride Length [m]	6.1	7.4	6.8	7.5	7.3	7.2	7.4	7.6	7.5	7.4			





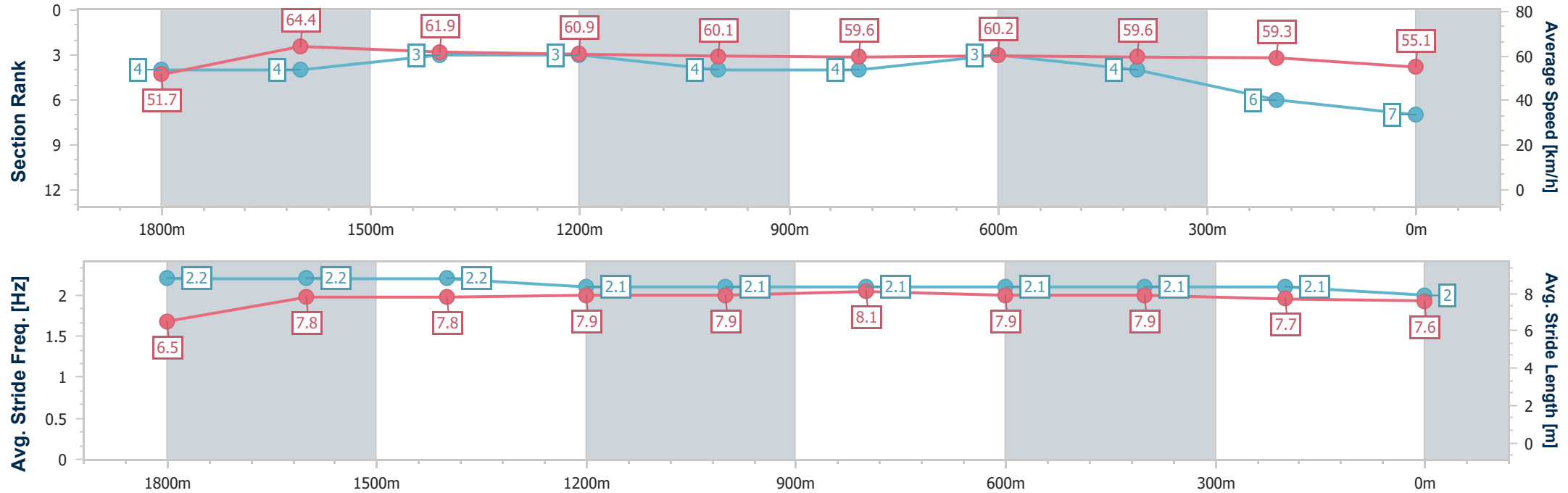
Horse/Jockey Name	Lennox
Final Rank	7
Fastest Section Time (Section)	0:11.06 (1800m)
Top Speed [km/h] (Section)	66.4 (1800m)
Race State	Finished



DoombenProfessional  
Race 3: Sky Racing BM78 Handicap - 2000m  
07 February 2026 - 13:23  
Track Rating: Good 3, Weather: Fine, Rail Position: True Entire Circuit



Section	Overall	1800m	1600m	1400m	1200m	1000m	800m	600m	400m	200m			
Section Times	2:01.50 [7] (0:13.88)	1:47.62 [4] (0:11.06)	1:36.56 [4] (0:11.53)	1:25.03 [3] (0:11.72)	1:13.31 [3] (0:12.00)	1:01.31 [4] (0:12.03)	0:49.28 [4] (0:11.96)	0:37.32 [3] (0:12.08)	0:25.24 [4] (0:12.16)	0:13.08 [6] (0:13.08)			
Average Speed [km/h]	51.7	64.4	61.9	60.9	60.1	59.6	60.2	59.6	59.3	55.1			
Top Speed [km/h]	65.3	66.4	62.5	62.0	61.4	60.9	60.6	60.5	60.5	58.2			
Avg. Dist. to Rail [m]	1.2	1.6	2.5	1.0	0.6	0.9	0.7	0.6	2.0	2.1			
Avg. Stride Freq. [Hz]	2.2	2.2	2.2	2.1	2.1	2.1	2.1	2.1	2.1	2.0			
Avg. Stride Length [m]	6.5	7.8	7.8	7.9	7.9	8.1	7.9	7.9	7.7	7.6			



[ ] Ranking at each section and finish  
- - - - - No data available at this section  
NA No data available



Horse/Jockey Name	Arizona Dreaming
Final Rank	8
Fastest Section Time (Section)	0:11.08 (1800m)
Top Speed [km/h] (Section)	66.8 (1800m)
Race State	Finished



DoombenProfessional

Race 3: Sky Racing BM78 Handicap - 2000m

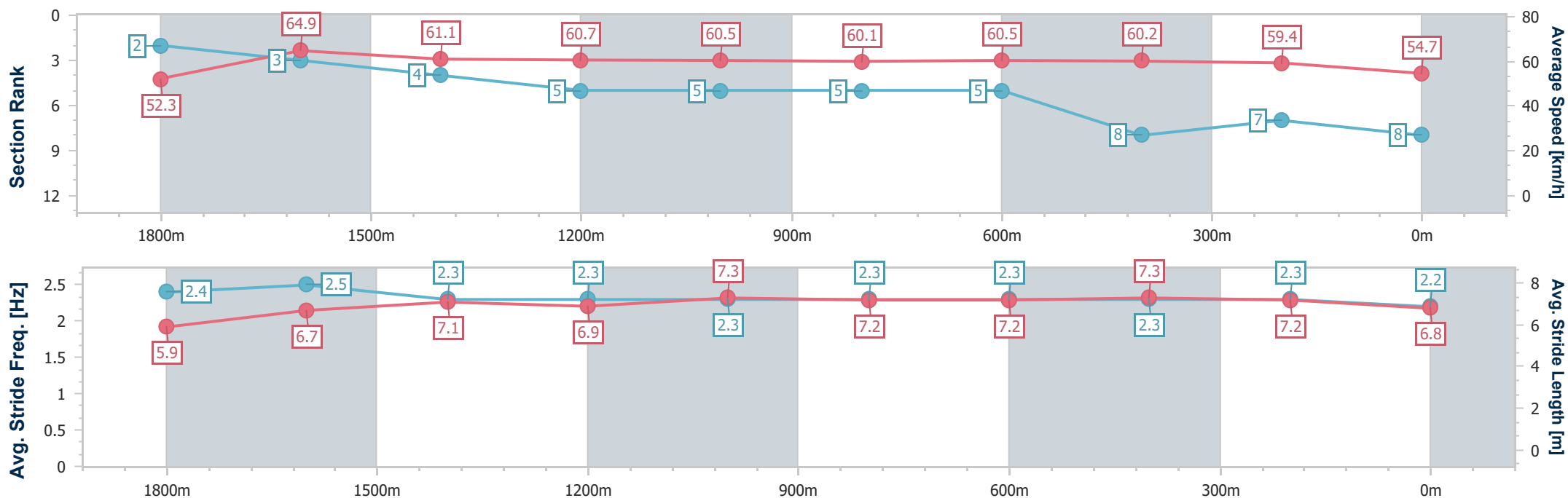
07 February 2026 - 13:23

Track Rating: Good 3, Weather: Fine, Rail Position: True Entire Circuit



BRISBANE  
RACING CLUB

Section	Overall	1800m	1600m	1400m	1200m	1000m	800m	600m	400m	200m			
Section Times	2:01.77 [8] (0:13.76)	1:48.01 [2] (0:11.08)	1:36.93 [3] (0:11.71)	1:25.22 [4] (0:11.79)	1:13.43 [5] (0:11.92)	1:01.51 [5] (0:11.99)	0:49.52 [5] (0:12.07)	0:37.45 [5] (0:12.15)	0:25.30 [8] (0:12.15)	0:13.15 [7] (0:13.15)			
Average Speed [km/h]	52.3	64.9	61.1	60.7	60.5	60.1	60.5	60.2	59.4	54.7			
Top Speed [km/h]	66.5	66.8	61.9	61.7	61.3	61.0	61.1	61.1	60.7	57.4			
Avg. Dist. to Rail [m]	4.3	1.6	1.8	0.9	0.8	0.9	2.7	3.1	1.7	3.3			
Avg. Stride Freq. [Hz]	2.4	2.5	2.3	2.3	2.3	2.3	2.3	2.3	2.3	2.2			
Avg. Stride Length [m]	5.9	6.7	7.1	6.9	7.3	7.2	7.2	7.3	7.2	6.8			





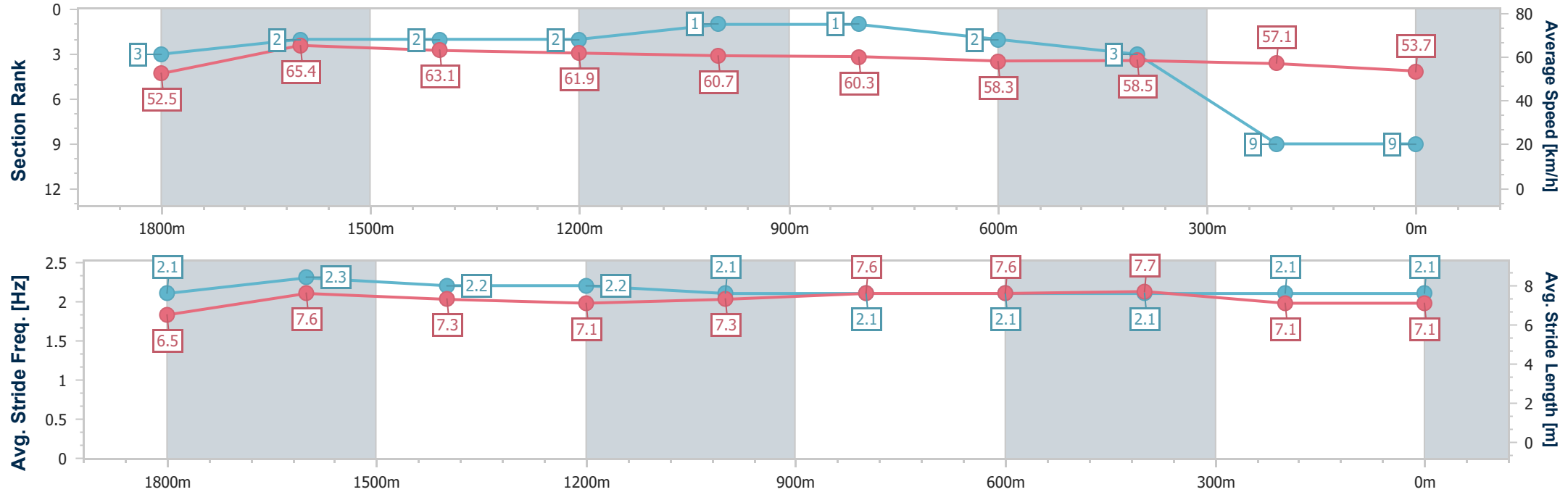
Horse/Jockey Name	Texas Fireball
Final Rank	9
Fastest Section Time (Section)	0:10.99 (1800m)
Top Speed [km/h] (Section)	67.5 (1800m)
Race State	Finished



DooombenProfessional  
Race 3: Sky Racing BM78 Handicap - 2000m  
07 February 2026 - 13:23  
Track Rating: Good 3, Weather: Fine, Rail Position: True Entire Circuit



Section	Overall	1800m	1600m	1400m	1200m	1000m	800m	600m	400m	200m			
Section Times	2:02.28 [9] (0:13.78)	1:48.50 [3] (0:10.99)	1:37.51 [2] (0:11.32)	1:26.19 [2] (0:11.57)	1:14.62 [2] (0:11.84)	1:02.78 [1] (0:12.01)	0:50.77 [1] (0:12.33)	0:38.44 [2] (0:12.41)	0:26.03 [3] (0:12.57)	0:13.46 [9] (0:13.46)			
Average Speed [km/h]	52.5	65.4	63.1	61.9	60.7	60.3	58.3	58.5	57.1	53.7			
Top Speed [km/h]	66.6	67.5	63.8	63.4	61.5	61.2	59.4	59.1	58.1	55.8			
Avg. Dist. to Rail [m]	6.8	2.0	1.9	1.1	1.1	0.8	0.7	0.6	1.5	2.7			
Avg. Stride Freq. [Hz]	2.1	2.3	2.2	2.2	2.1	2.1	2.1	2.1	2.1	2.1			
Avg. Stride Length [m]	6.5	7.6	7.3	7.1	7.3	7.6	7.6	7.7	7.1	7.1			





## DoombenProfessional

### Race 4: The Gibson Fillies and Mares BM70 Handicap - 1350m

07 February 2026 - 13:59



BRISBANE  
RACING CLUB

Track Rating: Good 3, Weather: Fine, Rail Position: True Entire Circuit

Section					Overall	1200m	1000m	800m	600m	400m	Last 600m	
Field Times					1:18.52 (0:10.90)	1:07.62 (0:10.81)	0:56.81 (0:11.43)	0:45.38 (0:11.58)	0:33.80 (0:11.36)	0:22.44 (0:11.03)	0:33.80	
Rank	TAB	Horse/Jockey	Barrier	Top Speed [km/h]	Fastest Section							Distance Travelled [m]
1	13	GLASS OF ROSE	7	68.5	0:10.83	1:18.52 [1]	1:06.99 [7]	0:56.14 [7]	0:44.73 [7]	0:33.18 [6]	0:22.13 [5]	0:33.18
		Les Tilley		1200m	400m	(0:11.53)	(0:10.85)	(0:11.41)	(0:11.55)	(0:11.05)	(0:10.83)	
2	5	PIERATA'S GEM	1	67.3	0:10.90	1:18.76 [2]	1:07.38 [6]	0:56.40 [6]	0:45.00 [6]	0:33.41 [7]	0:22.18 [7]	0:33.41
		Martin Harley		1200m	400m	(0:11.38)	(0:10.98)	(0:11.40)	(0:11.59)	(0:11.23)	(0:10.90)	-7
3	4	TEN DEEP	2	66.8	0:10.85	1:18.78 [3]	1:07.68 [3]	0:56.83 [3]	0:45.42 [3]	0:33.80 [4]	0:22.50 [4]	0:33.80
		Jasper Franklin		1200m	1200m	(0:11.10)	(0:10.85)	(0:11.41)	(0:11.62)	(0:11.30)	(0:11.02)	-3
4	1	ACAPPELLA SUN	6	66.9	0:10.90	1:18.81 [4]	1:07.47 [5]	0:56.49 [5]	0:45.28 [4]	0:33.84 [3]	0:22.60 [3]	0:33.84
		Chelsea Baker		400m	400m	(0:11.34)	(0:10.98)	(0:11.21)	(0:11.44)	(0:11.24)	(0:10.90)	+1
5	10	CREATIVITY MISS	12	69.0	0:10.77	1:19.03 [5]	1:06.88 [11]	0:55.71 [12]	0:44.71 [11]	0:32.92 [12]	0:21.78 [12]	0:32.92
		Daniel Moor		400m	400m	(0:12.15)	(0:11.17)	(0:11.00)	(0:11.79)	(0:11.14)	(0:10.77)	+1
6	9	MORE FOR READY	11	68.2	0:10.75	1:19.06 [6]	1:07.09 [10]	0:55.92 [10]	0:44.82 [10]	0:33.10 [10]	0:22.01 [10]	0:33.10
		Ben Thompson		400m	400m	(0:11.97)	(0:11.17)	(0:11.10)	(0:11.72)	(0:11.09)	(0:10.75)	+1
7	11	GALEKA	10	69.6	0:10.67	1:19.15 [7]	1:06.93 [12]	0:55.85 [11]	0:44.70 [12]	0:33.10 [11]	0:21.92 [11]	0:33.10
		Vlad Duric		400m	400m	(0:12.22)	(0:11.08)	(0:11.15)	(0:11.60)	(0:11.18)	(0:10.67)	-5
8	12	HELLO LOVELY	4	68.2	0:10.79	1:19.17 [8]	1:08.25 [2]	0:57.46 [1]	0:46.03 [1]	0:34.45 [1]	0:23.09 [1]	0:34.45
		Tahlia Fenlon		1200m	1200m	(0:10.92)	(0:10.79)	(0:11.43)	(0:11.58)	(0:11.36)	(0:11.26)	-2
9	6	ARIAT	3	67.6	0:10.99	1:19.18 [9]	1:07.41 [8]	0:56.39 [8]	0:45.15 [9]	0:33.59 [8]	0:22.37 [8]	0:33.59
		Rob Thorburn		1200m	400m	(0:11.77)	(0:11.02)	(0:11.24)	(0:11.56)	(0:11.22)	(0:10.99)	-6
10	7	VELOZES	9	66.7	0:10.90	1:19.27 [10]	1:08.37 [1]	0:57.47 [2]	0:45.96 [2]	0:34.36 [2]	0:23.08 [2]	0:34.36
		Angela Jones		1200m	Overall	(0:10.90)	(0:10.90)	(0:11.51)	(0:11.60)	(0:11.28)	(0:11.16)	-2

Scratched: Sistine Explorer (#3)

Report Created: Sat 7 February 2026 14:41 GMT+1 (Note: Timing is based on position data)

Page 1/17

[ ] Ranking at each section and finish  
-:-:- No data available at this section  
NA No data available

SCN Saddle cloth number  
DNF Did not finish  
DNT Did not track

data processed by  TRIPLESDATA



## DoombenProfessional

### Race 4: The Gibson Fillies and Mares BM70 Handicap - 1350m

07 February 2026 - 13:59



BRISBANE  
RACING CLUB

Track Rating: Good 3, Weather: Fine, Rail Position: True Entire Circuit

Section					Overall	1200m	1000m	800m	600m	400m	Last 600m		
Field Times					1:18.52 (0:10.90)	1:07.62 (0:10.81)	0:56.81 (0:11.43)	0:45.38 (0:11.58)	0:33.80 (0:11.36)	0:22.44 (0:11.03)	0:33.80		
Rank	TAB	Horse/Jockey	Barrier	Top Speed [km/h]	Fastest Section							Distance Travelled [m]	
11	8	DAVIKAR	13	68.4	0:10.81	1:19.46 [11]	1:07.22 [13]	0:55.82 [13]	0:44.84 [13]	0:33.32 [13]	0:22.17 [13]	0:33.32	-6
		Benjamin Osmond		400m	400m	(0:12.24)	(0:11.40)	(0:10.98)	(0:11.52)	(0:11.15)	(0:10.81)		
12	14	IRON GRACE	8	67.6	0:10.97	1:19.50 [12]	1:07.64 [9]	0:56.67 [9]	0:45.48 [8]	0:33.85 [9]	0:22.55 [9]	0:33.85	+1
		Cejay Graham		1000m	1200m	(0:11.86)	(0:10.97)	(0:11.19)	(0:11.63)	(0:11.30)	(0:11.04)		
13	2	GALWAY HUSSLER	5	66.1	0:11.05	1:20.07 [13]	1:08.91 [4]	0:57.86 [4]	0:46.38 [5]	0:34.77 [5]	0:23.50 [6]	0:34.77	-6
		Corey Sutherland		1200m	1200m	(0:11.16)	(0:11.05)	(0:11.48)	(0:11.61)	(0:11.27)	(0:11.30)		

Scratched: Sistine Explorer (#3)



## DoombenProfessional

### Race 4: The Gibson Fillies and Mares BM70 Handicap - 1350m

07 February 2026 - 13:59



BRISBANE  
RACING CLUB

Track Rating: Good 3, Weather: Fine, Rail Position: True Entire Circuit

Section Field Times				200m 0:11.41 (0:11.41)				Last 600m 0:33.80	
Rank	TAB	Horse/Jockey	Barrier	Top Speed [km/h]	Fastest Section	Margin		Distance Travelled [m]	
1	13	GLASS OF ROSE	7	68.5	0:10.83	0:11.30 [2]	1:18.52	0:33.18	
		Les Tilley		1200m	400m	(0:11.30)			
2	5	PIERATA'S GEM	1	67.3	0:10.90	0:11.28 [6]	1.43L	0:33.41	-7
		Martin Harley		1200m	400m	(0:11.28)			
3	4	TEN DEEP	2	66.8	0:10.85	0:11.48 [3]	1.54L	0:33.80	-3
		Jasper Franklin		1200m	1200m	(0:11.48)			
4	1	ACAPPELLA SUN	6	66.9	0:10.90	0:11.70 [1]	1.74L	0:33.84	+1
		Chelsea Baker		400m	400m	(0:11.70)			
5	10	CREATIVITY MISS	12	69.0	0:10.77	0:11.01 [12]	3.03L	0:32.92	+1
		Daniel Moor		400m	400m	(0:11.01)			
6	9	MORE FOR READY	11	68.2	0:10.75	0:11.26 [8]	3.19L	0:33.10	+1
		Ben Thompson		400m	400m	(0:11.26)			
7	11	GALEKA	10	69.6	0:10.67	0:11.25 [10]	3.73L	0:33.10	-5
		Vlad Duric		400m	400m	(0:11.25)			
8	12	HELLO LOVELY	4	68.2	0:10.79	0:11.83 [4]	3.83L	0:34.45	-2
		Tahlia Fenlon		1200m	1200m	(0:11.83)			
9	6	ARIAT	3	67.6	0:10.99	0:11.38 [7]	3.94L	0:33.59	-6
		Rob Thorburn		1200m	400m	(0:11.38)			
10	7	VELOZES	9	66.7	0:10.90	0:11.92 [5]	4.46L	0:34.36	-2
		Angela Jones		1200m	Overall	(0:11.92)			

Scratched: Sistine Explorer (#3)

Report Created: Sat 7 February 2026 14:41 GMT+1 (Note: Timing is based on position data)

Page 3/17

[ ] Ranking at each section and finish  
-:-:- No data available at this section  
NA No data available

SCN Saddle cloth number  
DNF Did not finish  
DNT Did not track

data processed by  TRIPLESDATA



## DoombenProfessional

### Race 4: The Gibson Fillies and Mares BM70 Handicap - 1350m

07 February 2026 - 13:59



BRISBANE  
RACING CLUB

Track Rating: Good 3, Weather: Fine, Rail Position: True Entire Circuit

Section		200m					Last 600m		
Field Times		0:11.41 (0:11.41)					0:33.80		
Rank	TAB	Horse/Jockey	Barrier	Top Speed [km/h]	Fastest Section	Margin		Distance Travelled [m]	
11	8	DAVIKAR	13	68.4	0:10.81	0:11.36 [13]	5.55L	0:33.32	-6
		Benjamin Osmond		400m	400m	(0:11.36)			
12	14	IRON GRACE	8	67.6	0:10.97	0:11.51 [11]	5.81L	0:33.85	+1
		Cejay Graham		1000m	1200m	(0:11.51)			
13	2	GALWAY HUSSLER	5	66.1	0:11.05	0:12.20 [9]	9.13L	0:34.77	-6
		Corey Sutherland		1200m	1200m	(0:12.20)			

Scratched: Sistine Explorer (#3)



Horse/Jockey Name	Glass Of Rose
Final Rank	1
Fastest Section Time (Section)	0:10.83 (400m)
Top Speed [km/h] (Section)	68.5 (1200m)
Race State	Finished



DoombenProfessional

Race 4: The Gibson Fillies and Mares BM70 Handicap - 1350m

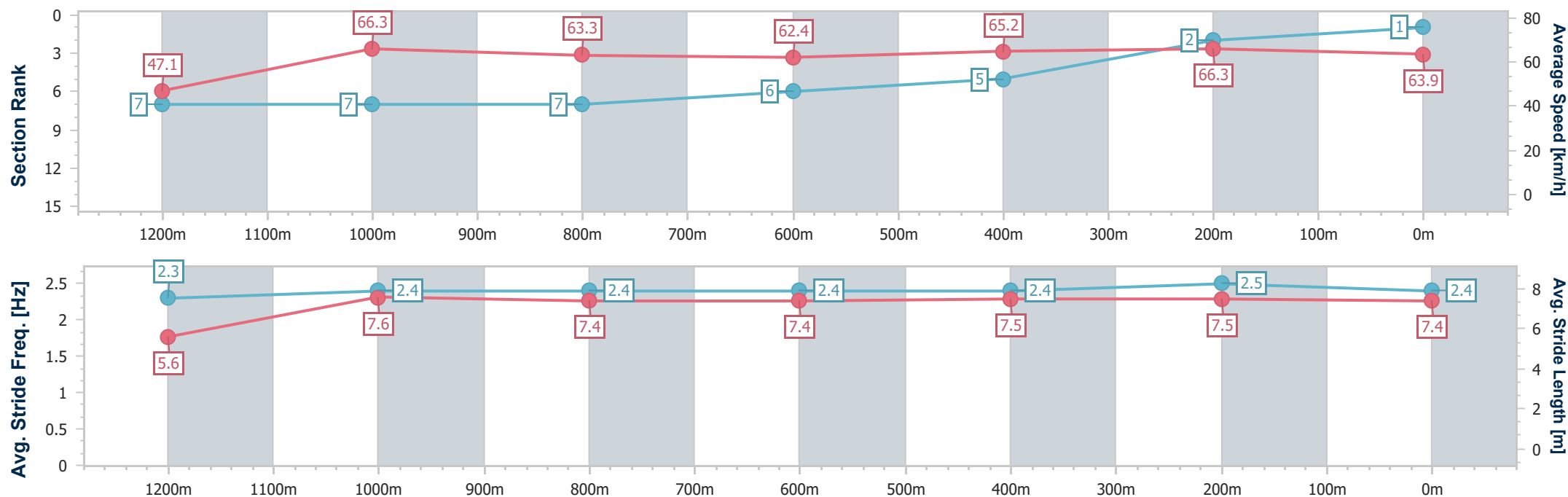
07 February 2026 - 13:59

Track Rating: Good 3, Weather: Fine, Rail Position: True Entire Circuit



BRISBANE  
RACING CLUB

Section	Overall	1200m	1000m	800m	600m	400m	200m						
Section Times	1:18.52 [1] (0:11.53)	1:06.99 [7] (0:10.85)	0:56.14 [7] (0:11.41)	0:44.73 [7] (0:11.55)	0:33.18 [6] (0:11.05)	0:22.13 [5] (0:10.83)	0:11.30 [2] (0:11.30)						
Average Speed [km/h]	47.1	66.3	63.3	62.4	65.2	66.3	63.9						
Top Speed [km/h]	65.5	68.5	66.1	64.8	67.0	67.2	66.3						
Avg. Dist. to Rail [m]	6.4	1.3	1.4	0.5	0.2	1.3	3.0						
Avg. Stride Freq. [Hz]	2.3	2.4	2.4	2.4	2.4	2.5	2.4						
Avg. Stride Length [m]	5.6	7.6	7.4	7.4	7.5	7.5	7.4						





Horse/Jockey Name	Pierata's Gem
Final Rank	2
Fastest Section Time (Section)	0:10.90 (400m)
Top Speed [km/h] (Section)	67.3 (1200m)
Race State	Finished



DoombenProfessional

Race 4: The Gibson Fillies and Mares BM70 Handicap - 1350m

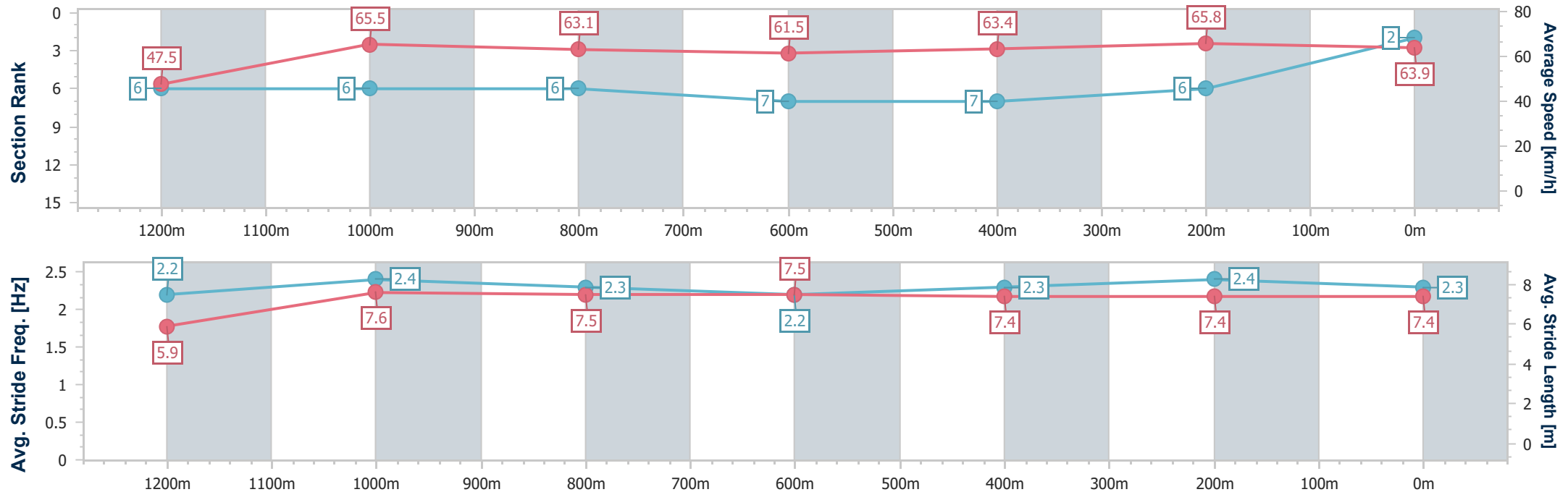
07 February 2026 - 13:59

Track Rating: Good 3, Weather: Fine, Rail Position: True Entire Circuit



BRISBANE  
RACING CLUB

Section	Overall	1200m	1000m	800m	600m	400m	200m						
Section Times	1:18.76 [2] (0:11.38)	1:07.38 [6] (0:10.98)	0:56.40 [6] (0:11.40)	0:45.00 [6] (0:11.59)	0:33.41 [7] (0:11.23)	0:22.18 [7] (0:10.90)	0:11.28 [6] (0:11.28)						
Average Speed [km/h]	47.5	65.5	63.1	61.5	63.4	65.8	63.9						
Top Speed [km/h]	62.9	67.3	65.8	63.7	65.0	66.8	66.6						
Avg. Dist. to Rail [m]	3.0	0.8	0.5	1.6	2.1	2.1	5.2						
Avg. Stride Freq. [Hz]	2.2	2.4	2.3	2.2	2.3	2.4	2.3						
Avg. Stride Length [m]	5.9	7.6	7.5	7.5	7.4	7.4	7.4						





Horse/Jockey Name	Ten Deep
Final Rank	3
Fastest Section Time (Section)	0:10.85 (1200m)
Top Speed [km/h] (Section)	66.8 (1200m)
Race State	Finished



DoombenProfessional

Race 4: The Gibson Fillies and Mares BM70 Handicap - 1350m

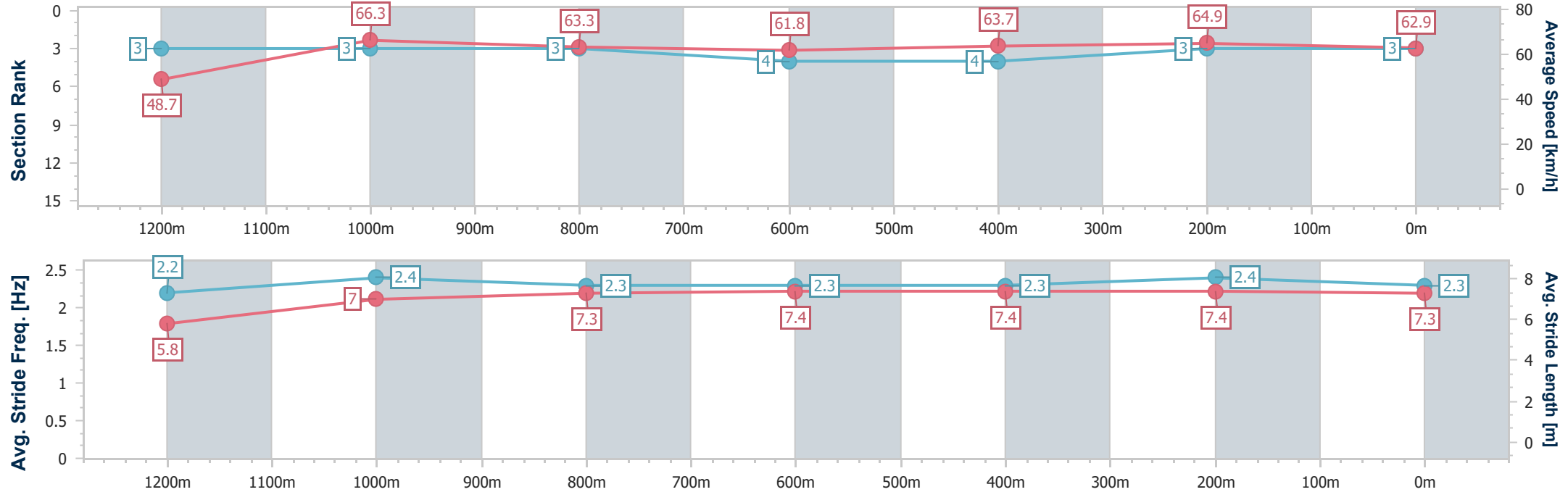
07 February 2026 - 13:59

Track Rating: Good 3, Weather: Fine, Rail Position: True Entire Circuit



BRISBANE  
RACING CLUB

Section	Overall	1200m	1000m	800m	600m	400m	200m						
Section Times	1:18.78 [3] (0:11.10)	1:07.68 [3] (0:10.85)	0:56.83 [3] (0:11.41)	0:45.42 [3] (0:11.62)	0:33.80 [4] (0:11.30)	0:22.50 [4] (0:11.02)	0:11.48 [3] (0:11.48)						
Average Speed [km/h]	48.7	66.3	63.3	61.8	63.7	64.9	62.9						
Top Speed [km/h]	65.6	66.8	65.1	64.3	64.5	66.3	65.9						
Avg. Dist. to Rail [m]	4.0	0.9	0.7	0.4	0.9	1.7	1.4						
Avg. Stride Freq. [Hz]	2.2	2.4	2.3	2.3	2.3	2.4	2.3						
Avg. Stride Length [m]	5.8	7.0	7.3	7.4	7.4	7.4	7.3						





Horse/Jockey Name	Acappella Sun
Final Rank	4
Fastest Section Time (Section)	0:10.90 (400m)
Top Speed [km/h] (Section)	66.9 (400m)
Race State	Finished



DoombenProfessional

Race 4: The Gibson Fillies and Mares BM70 Handicap - 1350m

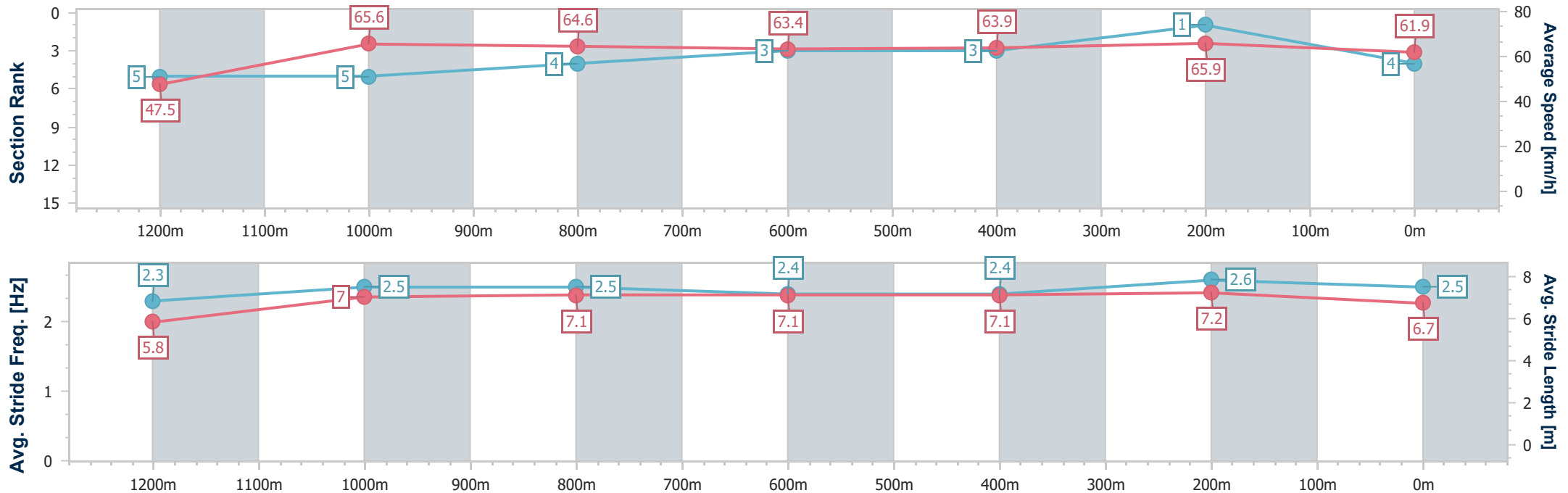
07 February 2026 - 13:59

Track Rating: Good 3, Weather: Fine, Rail Position: True Entire Circuit



BRISBANE  
RACING CLUB

Section	Overall	1200m	1000m	800m	600m	400m	200m						
Section Times	1:18.81 [4] (0:11.34)	1:07.47 [5] (0:10.98)	0:56.49 [5] (0:11.21)	0:45.28 [4] (0:11.44)	0:33.84 [3] (0:11.24)	0:22.60 [3] (0:10.90)	0:11.70 [1] (0:11.70)						
Average Speed [km/h]	47.5	65.6	64.6	63.4	63.9	65.9	61.9						
Top Speed [km/h]	63.0	66.6	66.8	64.3	65.1	66.9	65.4						
Avg. Dist. to Rail [m]	6.4	2.7	2.6	1.0	0.3	0.8	2.1						
Avg. Stride Freq. [Hz]	2.3	2.5	2.5	2.4	2.4	2.6	2.5						
Avg. Stride Length [m]	5.8	7.0	7.1	7.1	7.1	7.2	6.7						





Horse/Jockey Name	Creativity Miss
Final Rank	5
Fastest Section Time (Section)	0:10.77 (400m)
Top Speed [km/h] (Section)	69.0 (400m)
Race State	Finished

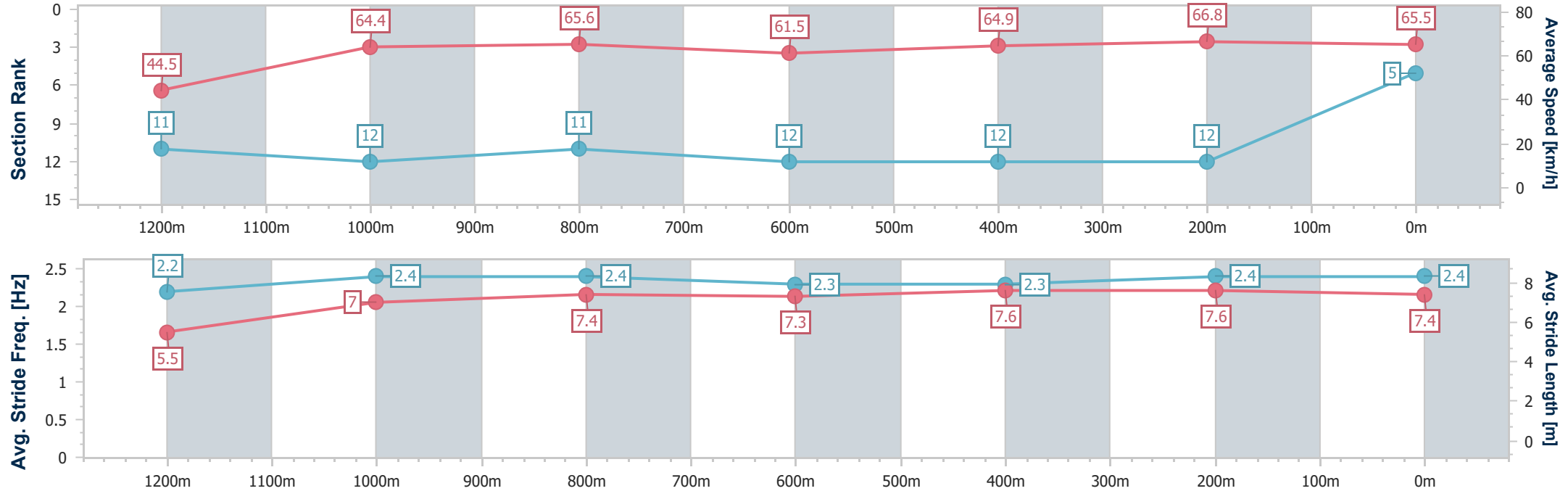


DoombenProfessional  
Race 4: The Gibson Fillies and Mares BM70 Handicap - 1350m  
07 February 2026 - 13:59  
Track Rating: Good 3, Weather: Fine, Rail Position: True Entire Circuit



BRISBANE  
RACING CLUB

Section	Overall	1200m	1000m	800m	600m	400m	200m						
Section Times	1:19.03 [5] (0:12.15)	1:06.88 [11] (0:11.17)	0:55.71 [12] (0:11.00)	0:44.71 [11] (0:11.79)	0:32.92 [12] (0:11.14)	0:21.78 [12] (0:10.77)	0:11.01 [12] (0:11.01)						
Average Speed [km/h]	44.5	64.4	65.6	61.5	64.9	66.8	65.5						
Top Speed [km/h]	59.5	67.0	67.9	64.8	66.3	69.0	68.0						
Avg. Dist. to Rail [m]	10.7	1.1	0.8	1.0	0.5	0.5	0.9						
Avg. Stride Freq. [Hz]	2.2	2.4	2.4	2.3	2.3	2.4	2.4						
Avg. Stride Length [m]	5.5	7.0	7.4	7.3	7.6	7.6	7.4						





Horse/Jockey Name	More For Ready
Final Rank	6
Fastest Section Time (Section)	0:10.75 (400m)
Top Speed [km/h] (Section)	68.2 (400m)
Race State	Finished



DoombenProfessional

Race 4: The Gibson Fillies and Mares BM70 Handicap - 1350m

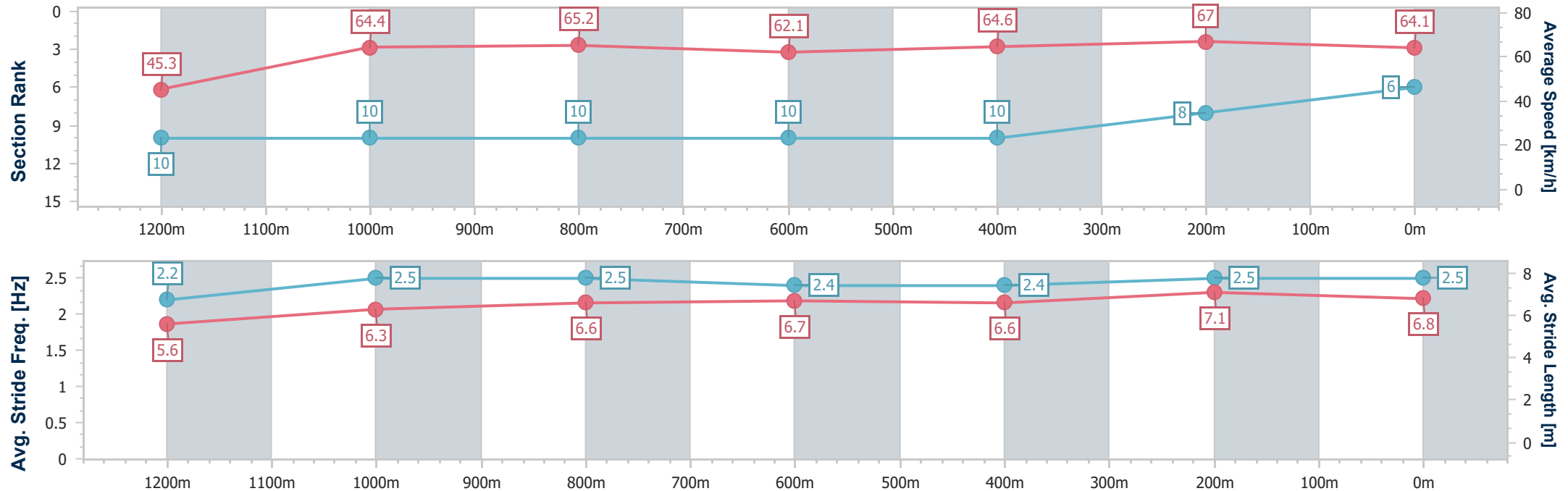
07 February 2026 - 13:59

Track Rating: Good 3, Weather: Fine, Rail Position: True Entire Circuit



BRISBANE  
RACING CLUB

Section	Overall	1200m	1000m	800m	600m	400m	200m						
Section Times	1:19.06 [6] (0:11.97)	1:07.09 [10] (0:11.17)	0:55.92 [10] (0:11.10)	0:44.82 [10] (0:11.72)	0:33.10 [10] (0:11.09)	0:22.01 [10] (0:10.75)	0:11.26 [8] (0:11.26)						
Average Speed [km/h]	45.3	64.4	65.2	62.1	64.6	67.0	64.1						
Top Speed [km/h]	59.7	67.5	67.7	64.9	65.5	68.2	66.3						
Avg. Dist. to Rail [m]	9.9	2.5	2.2	1.0	0.2	1.5	4.5						
Avg. Stride Freq. [Hz]	2.2	2.5	2.5	2.4	2.4	2.5	2.5						
Avg. Stride Length [m]	5.6	6.3	6.6	6.7	6.6	7.1	6.8						





Horse/Jockey Name	Galeka
Final Rank	7
Fastest Section Time (Section)	0:10.67 (400m)
Top Speed [km/h] (Section)	69.6 (400m)
Race State	Finished

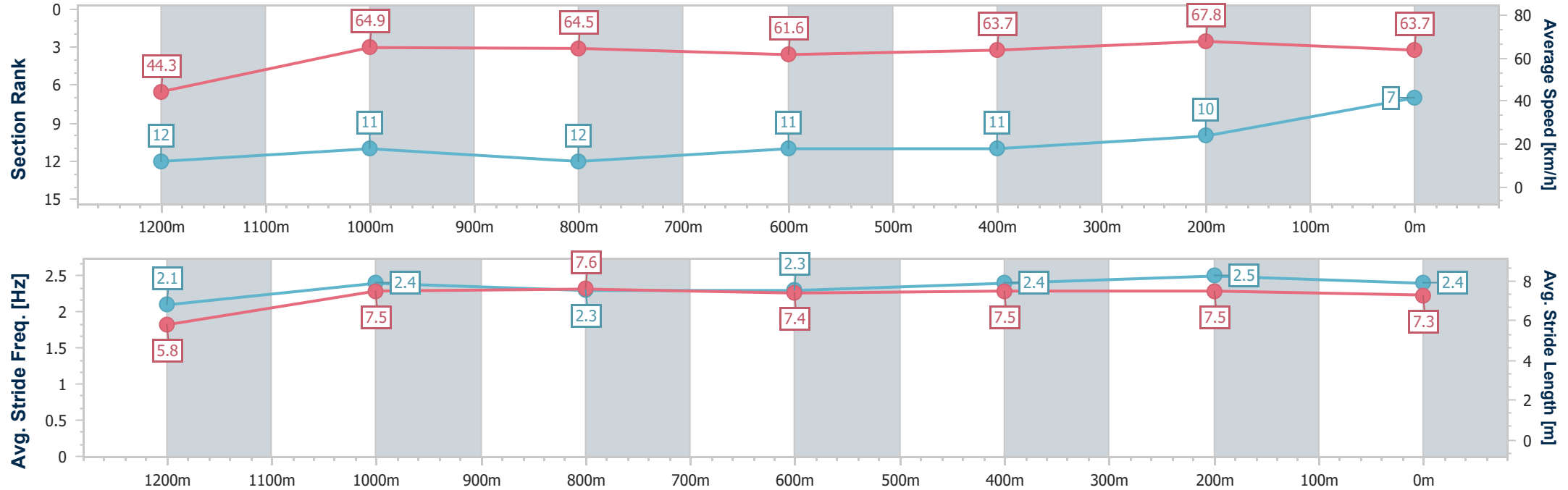


DoombenProfessional  
Race 4: The Gibson Fillies and Mares BM70 Handicap - 1350m  
07 February 2026 - 13:59  
Track Rating: Good 3, Weather: Fine, Rail Position: True Entire Circuit



BRISBANE  
RACING CLUB

Section	Overall	1200m	1000m	800m	600m	400m	200m						
Section Times	1:19.15 [7] (0:12.22)	1:06.93 [12] (0:11.08)	0:55.85 [11] (0:11.15)	0:44.70 [12] (0:11.60)	0:33.10 [11] (0:11.18)	0:21.92 [11] (0:10.67)	0:11.25 [10] (0:11.25)						
Average Speed [km/h]	44.3	64.9	64.5	61.6	63.7	67.8	63.7						
Top Speed [km/h]	63.2	67.1	67.7	65.5	65.5	69.6	67.3						
Avg. Dist. to Rail [m]	7.9	0.6	0.3	1.6	1.5	2.2	5.5						
Avg. Stride Freq. [Hz]	2.1	2.4	2.3	2.3	2.4	2.5	2.4						
Avg. Stride Length [m]	5.8	7.5	7.6	7.4	7.5	7.5	7.3						





Horse/Jockey Name	Hello Lovely
Final Rank	8
Fastest Section Time (Section)	0:10.79 (1200m)
Top Speed [km/h] (Section)	68.2 (1200m)
Race State	Finished



DoombenProfessional

Race 4: The Gibson Fillies and Mares BM70 Handicap - 1350m

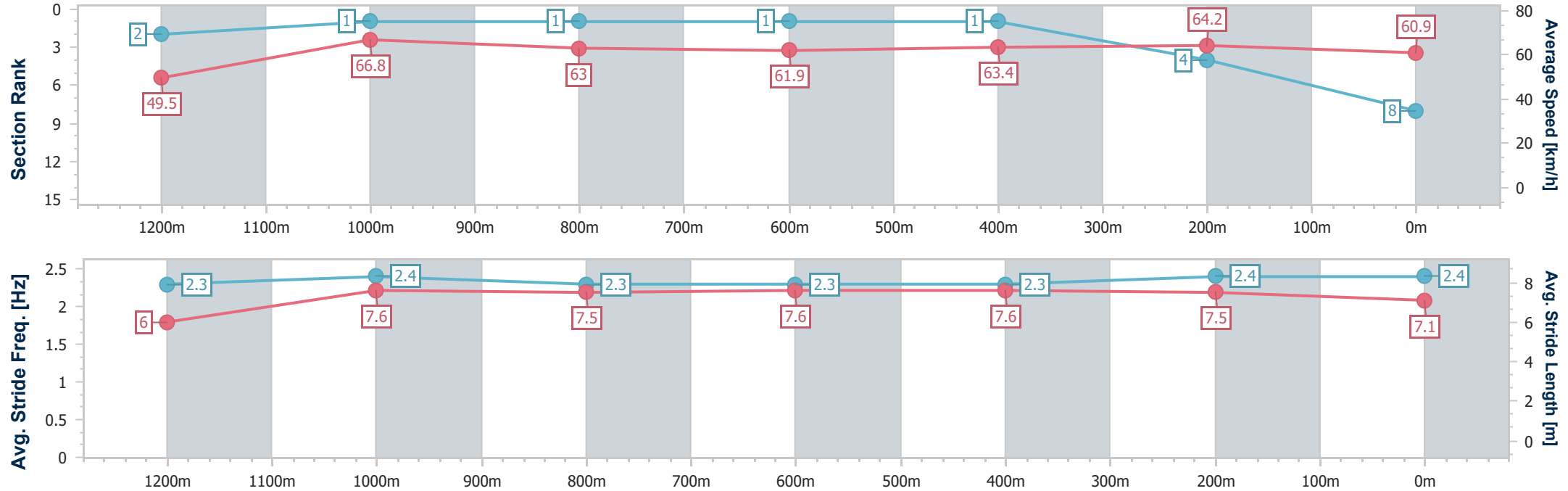
07 February 2026 - 13:59

Track Rating: Good 3, Weather: Fine, Rail Position: True Entire Circuit



BRISBANE  
RACING CLUB

Section	Overall	1200m	1000m	800m	600m	400m	200m						
Section Times	1:19.17 [8] (0:10.92)	1:08.25 [2] (0:10.79)	0:57.46 [1] (0:11.43)	0:46.03 [1] (0:11.58)	0:34.45 [1] (0:11.36)	0:23.09 [1] (0:11.26)	0:11.83 [4] (0:11.83)						
Average Speed [km/h]	49.5	66.8	63.0	61.9	63.4	64.2	60.9						
Top Speed [km/h]	65.2	68.2	66.4	63.2	64.9	65.2	63.7						
Avg. Dist. to Rail [m]	4.8	0.8	1.0	0.3	0.3	1.1	1.1						
Avg. Stride Freq. [Hz]	2.3	2.4	2.3	2.3	2.3	2.4	2.4						
Avg. Stride Length [m]	6.0	7.6	7.5	7.6	7.6	7.5	7.1						





Horse/Jockey Name	Ariat
Final Rank	9
Fastest Section Time (Section)	0:10.99 (400m)
Top Speed [km/h] (Section)	67.6 (1200m)
Race State	Finished



DoombenProfessional

Race 4: The Gibson Fillies and Mares BM70 Handicap - 1350m

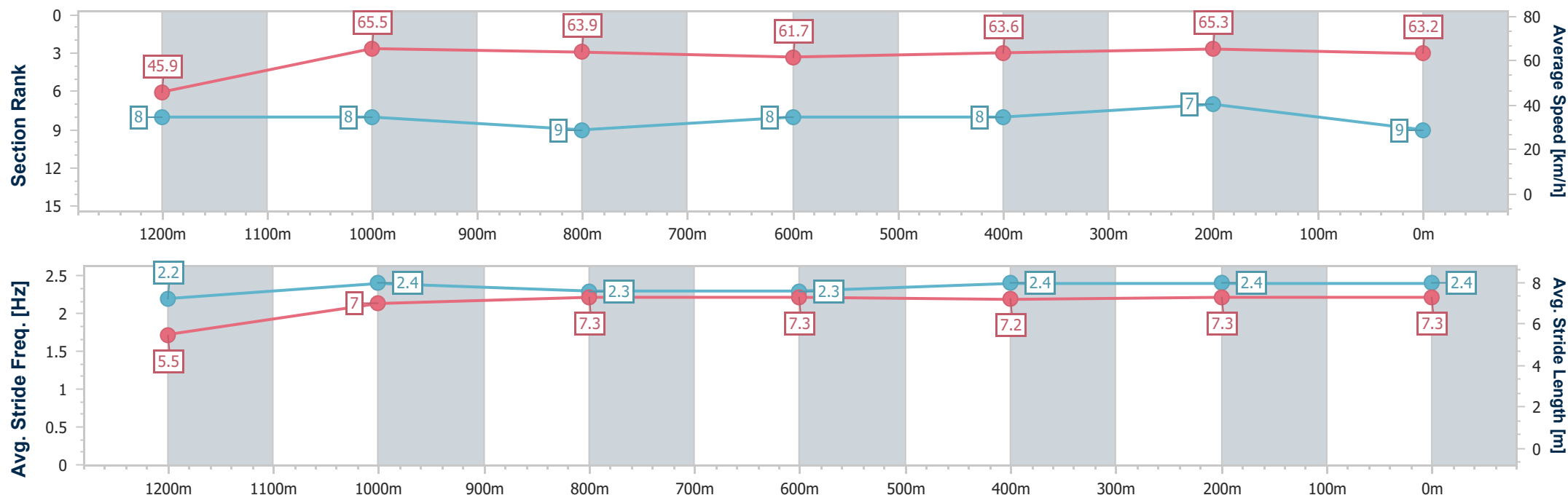
07 February 2026 - 13:59

Track Rating: Good 3, Weather: Fine, Rail Position: True Entire Circuit



BRISBANE  
RACING CLUB

Section	Overall	1200m	1000m	800m	600m	400m	200m						
Section Times	1:19.18 [9] (0:11.77)	1:07.41 [8] (0:11.02)	0:56.39 [8] (0:11.24)	0:45.15 [9] (0:11.56)	0:33.59 [8] (0:11.22)	0:22.37 [8] (0:10.99)	0:11.38 [7] (0:11.38)						
Average Speed [km/h]	45.9	65.5	63.9	61.7	63.6	65.3	63.2						
Top Speed [km/h]	63.5	67.6	67.6	64.1	64.1	66.0	65.8						
Avg. Dist. to Rail [m]	3.6	0.3	0.3	1.8	1.9	1.4	1.4						
Avg. Stride Freq. [Hz]	2.2	2.4	2.3	2.3	2.4	2.4	2.4						
Avg. Stride Length [m]	5.5	7.0	7.3	7.3	7.2	7.3	7.3						





Horse/Jockey Name	Velozes
Final Rank	10
Fastest Section Time (Section)	0:10.90 (Overall)
Top Speed [km/h] (Section)	66.7 (1200m)
Race State	Finished



DoombenProfessional

Race 4: The Gibson Fillies and Mares BM70 Handicap - 1350m

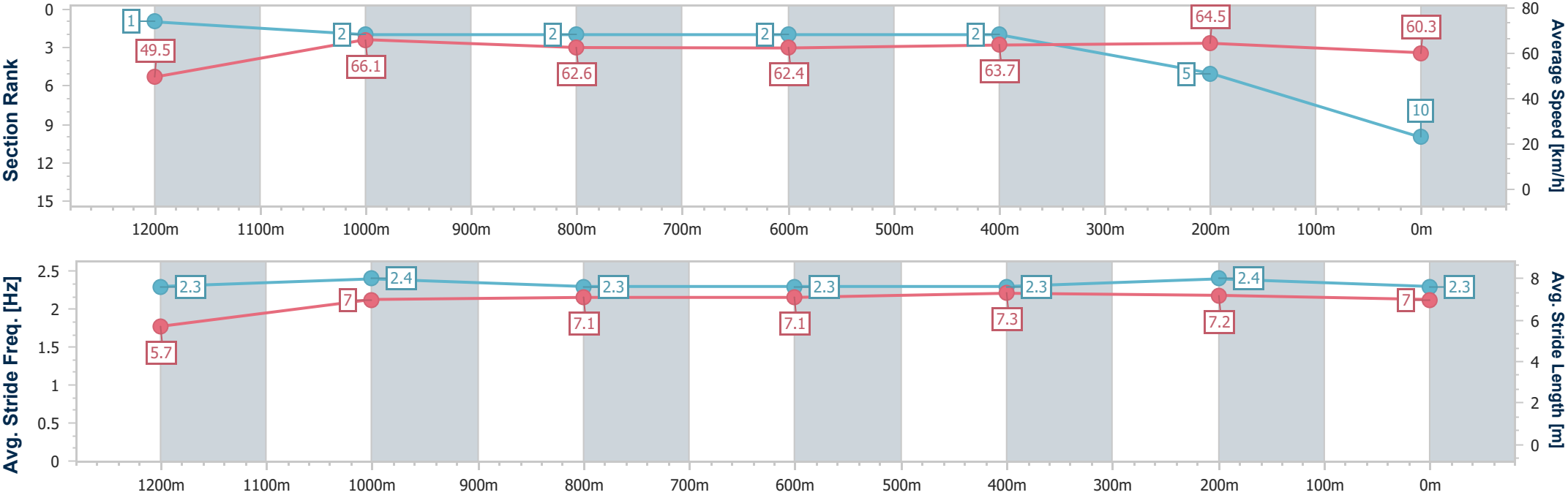
07 February 2026 - 13:59

Track Rating: Good 3, Weather: Fine, Rail Position: True Entire Circuit



BRISBANE  
RACING CLUB

Section	Overall	1200m	1000m	800m	600m	400m	200m						
Section Times	1:19.27 [10] (0:10.90)	1:08.37 [1] (0:10.90)	0:57.47 [2] (0:11.51)	0:45.96 [2] (0:11.60)	0:34.36 [2] (0:11.28)	0:23.08 [2] (0:11.16)	0:11.92 [5] (0:11.92)						
Average Speed [km/h]	49.5	66.1	62.6	62.4	63.7	64.5	60.3						
Top Speed [km/h]	65.8	66.7	65.1	63.8	64.5	65.4	63.4						
Avg. Dist. to Rail [m]	8.6	1.9	1.6	0.6	0.4	0.4	1.3						
Avg. Stride Freq. [Hz]	2.3	2.4	2.3	2.3	2.3	2.4	2.3						
Avg. Stride Length [m]	5.7	7.0	7.1	7.1	7.3	7.2	7.0						





Horse/Jockey Name	Davikar
Final Rank	11
Fastest Section Time (Section)	0:10.81 (400m)
Top Speed [km/h] (Section)	68.4 (400m)
Race State	Finished

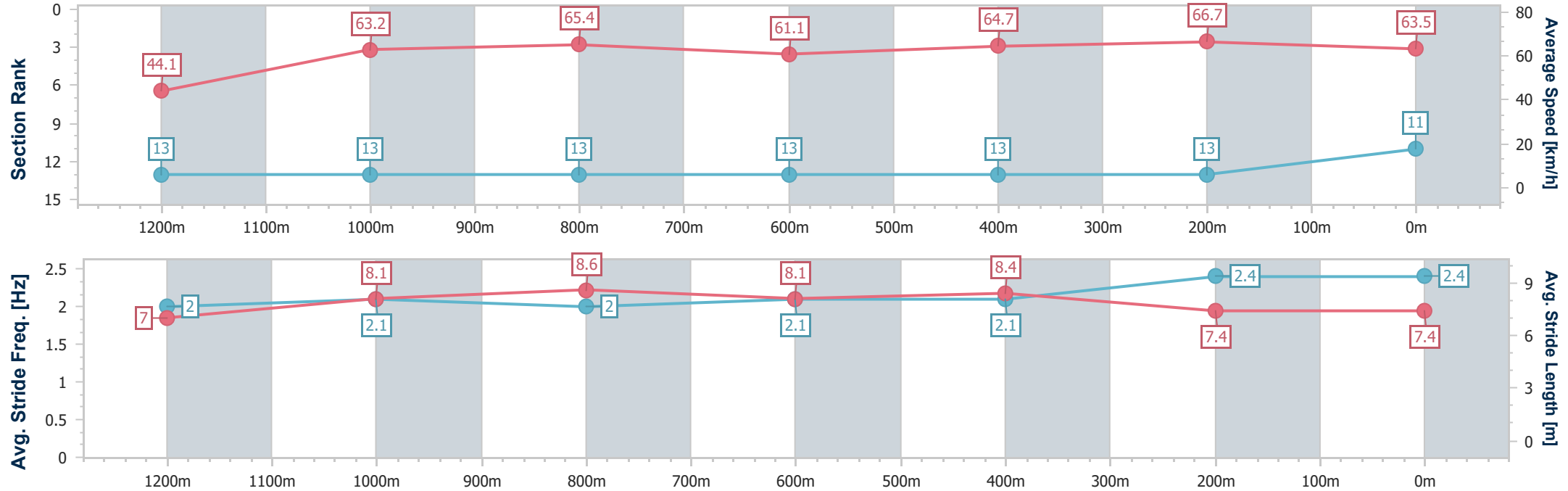


DoombenProfessional  
Race 4: The Gibson Fillies and Mares BM70 Handicap - 1350m  
07 February 2026 - 13:59  
Track Rating: Good 3, Weather: Fine, Rail Position: True Entire Circuit



BRISBANE  
RACING CLUB

Section	Overall	1200m	1000m	800m	600m	400m	200m						
Section Times	1:19.46 [11] (0:12.24)	1:07.22 [13] (0:11.40)	0:55.82 [13] (0:10.98)	0:44.84 [13] (0:11.52)	0:33.32 [13] (0:11.15)	0:22.17 [13] (0:10.81)	0:11.36 [13] (0:11.36)						
Average Speed [km/h]	44.1	63.2	65.4	61.1	64.7	66.7	63.5						
Top Speed [km/h]	59.0	66.1	68.1	64.6	65.6	68.4	65.5						
Avg. Dist. to Rail [m]	11.7	1.3	2.1	3.3	0.8	3.9	10.0						
Avg. Stride Freq. [Hz]	2.0	2.1	2.0	2.1	2.1	2.4	2.4						
Avg. Stride Length [m]	7.0	8.1	8.6	8.1	8.4	7.4	7.4						



[ ] Ranking at each section and finish  
-.-.- No data available at this section  
NA No data available



Horse/Jockey Name	Iron Grace
Final Rank	12
Fastest Section Time (Section)	0:10.97 (1200m)
Top Speed [km/h] (Section)	67.6 (1000m)
Race State	Finished

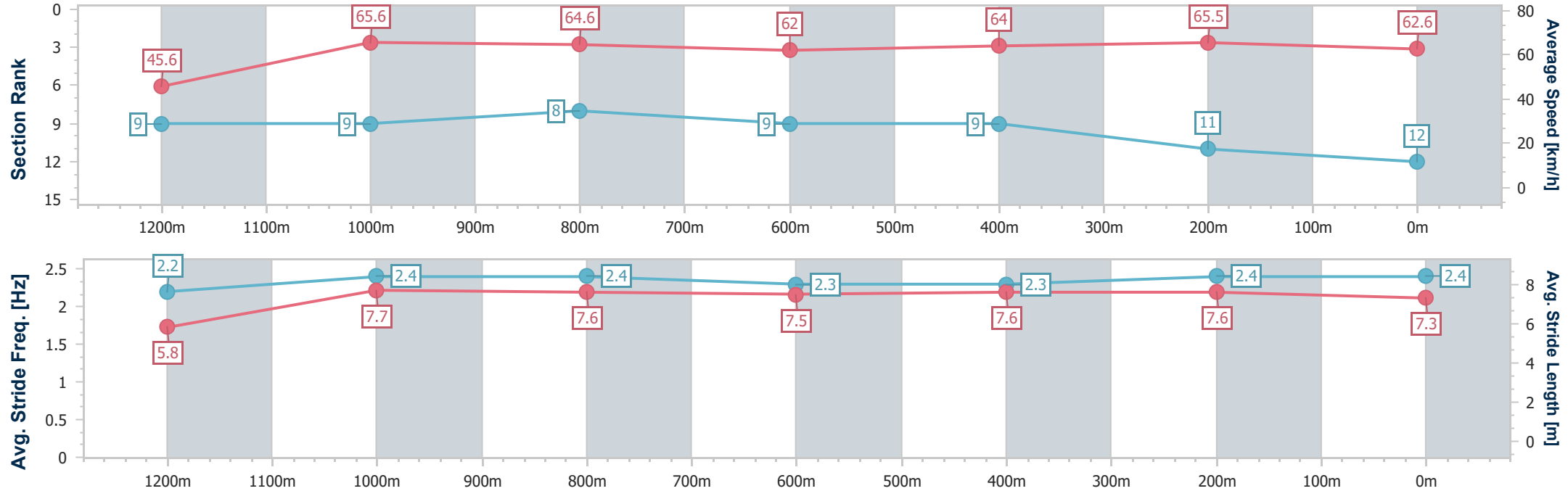


DoombenProfessional  
Race 4: The Gibson Fillies and Mares BM70 Handicap - 1350m  
07 February 2026 - 13:59  
Track Rating: Good 3, Weather: Fine, Rail Position: True Entire Circuit



BRISBANE  
RACING CLUB

Section	Overall	1200m	1000m	800m	600m	400m	200m						
Section Times	1:19.50 [12] (0:11.86)	1:07.64 [9] (0:10.97)	0:56.67 [9] (0:11.19)	0:45.48 [8] (0:11.63)	0:33.85 [9] (0:11.30)	0:22.55 [9] (0:11.04)	0:11.51 [11] (0:11.51)						
Average Speed [km/h]	45.6	65.6	64.6	62.0	64.0	65.5	62.6						
Top Speed [km/h]	62.4	67.6	67.6	65.2	65.1	66.8	64.9						
Avg. Dist. to Rail [m]	8.0	2.4	1.5	0.8	0.6	2.6	6.7						
Avg. Stride Freq. [Hz]	2.2	2.4	2.4	2.3	2.3	2.4	2.4						
Avg. Stride Length [m]	5.8	7.7	7.6	7.5	7.6	7.6	7.3						



[ ] Ranking at each section and finish  
-.-.- No data available at this section  
NA No data available



Horse/Jockey Name	Galway Hussler
Final Rank	13
Fastest Section Time (Section)	0:11.05 (1200m)
Top Speed [km/h] (Section)	66.1 (1200m)
Race State	Finished

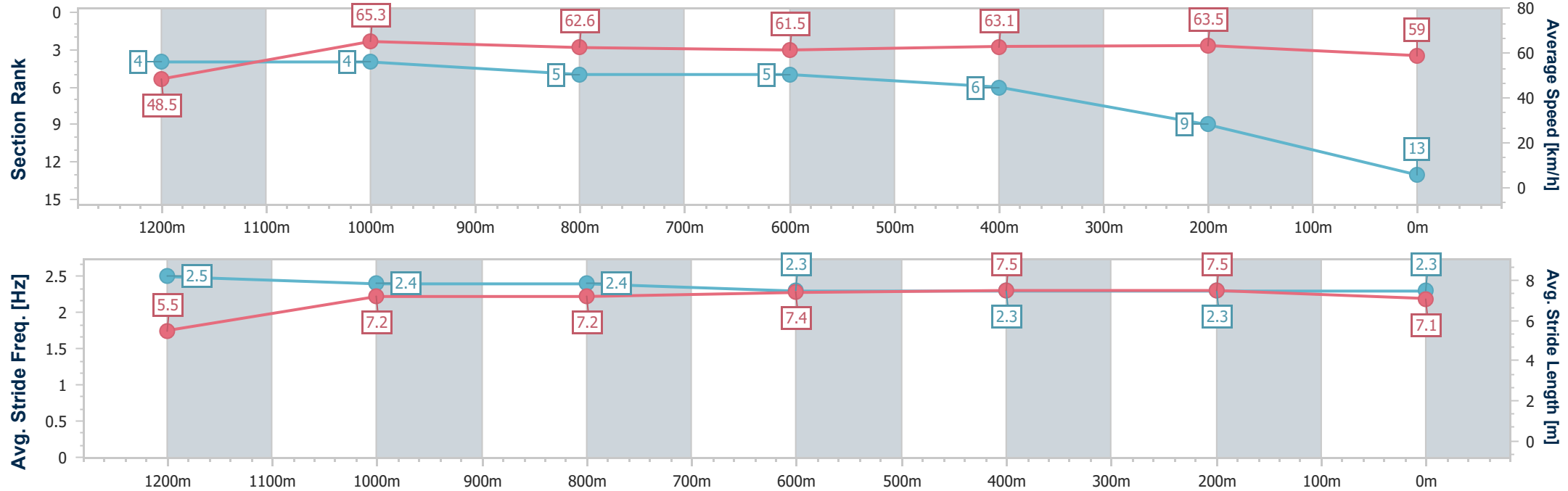


DoombenProfessional  
Race 4: The Gibson Fillies and Mares BM70 Handicap - 1350m  
07 February 2026 - 13:59  
Track Rating: Good 3, Weather: Fine, Rail Position: True Entire Circuit



BRISBANE  
RACING CLUB

Section	Overall	1200m	1000m	800m	600m	400m	200m						
Section Times	1:20.07 [13] (0:11.16)	1:08.91 [4] (0:11.05)	0:57.86 [4] (0:11.48)	0:46.38 [5] (0:11.61)	0:34.77 [5] (0:11.27)	0:23.50 [6] (0:11.30)	0:12.20 [9] (0:12.20)						
Average Speed [km/h]	48.5	65.3	62.6	61.5	63.1	63.5	59.0						
Top Speed [km/h]	65.0	66.1	65.4	63.6	63.9	64.7	62.8						
Avg. Dist. to Rail [m]	5.4	1.0	0.2	1.3	2.2	1.4	3.0						
Avg. Stride Freq. [Hz]	2.5	2.4	2.4	2.3	2.3	2.3	2.3						
Avg. Stride Length [m]	5.5	7.2	7.2	7.4	7.5	7.5	7.1						





# DoombenProfessional

## Race 5: Ladbrokes Big Bets Copy Now Class 3 Plate - 1110m

07 February 2026 - 14:33



BRISBANE  
RACING CLUB

Track Rating: Good 3, Weather: Fine, Rail Position: True Entire Circuit

Section						Overall	1000m	800m	600m	400m	200m	Last 600m		
Field Times						1:03.02 (0:08.30)	0:54.72 (0:10.38)	0:44.34 (0:10.49)	0:33.85 (0:10.75)	0:23.10 (0:11.15)	0:11.95 (0:11.95)	0:33.85		
Rank	TAB	Horse/Jockey	Barrier	Top Speed [km/h]	Fastest Section							Margin	Distance Travelled [m]	
1	13	ZOUBABY	9	70.6	0:08.71	1:03.02 [1]	0:54.31 [8]	0:43.92 [7]	0:33.34 [6]	0:22.58 [6]	0:11.62 [2]	1:03.02	0:33.34	
		Daniel Moor		1000m	Overall	(0:08.71)	(0:10.39)	(0:10.58)	(0:10.76)	(0:10.96)	(0:11.62)			
2	8	YOYO YEEZY	5	71.4	0:08.32	1:03.31 [2]	0:54.99 [2]	0:44.63 [1]	0:34.14 [1]	0:23.39 [1]	0:12.24 [1]	1.73L	0:34.14	-6
		Damien Thornton		1000m	Overall	(0:08.32)	(0:10.36)	(0:10.49)	(0:10.75)	(0:11.15)	(0:12.24)			
3	14	JUKEBOX IN SIBERIA	8	69.6	0:08.82	1:03.86 [3]	0:55.04 [10]	0:44.49 [9]	0:33.86 [9]	0:23.09 [9]	0:12.03 [8]	4.94L	0:33.86	-2
		Tiffani Brooker		1000m	Overall	(0:08.82)	(0:10.55)	(0:10.63)	(0:10.77)	(0:11.06)	(0:12.03)			
4	2	ALPHA BRAVO	7	69.9	0:08.58	1:04.20 [4]	0:55.62 [7]	0:45.08 [8]	0:34.43 [8]	0:23.65 [7]	0:12.37 [7]	6.96L	0:34.43	-3
		Jasper Franklin		1000m	Overall	(0:08.58)	(0:10.54)	(0:10.65)	(0:10.78)	(0:11.28)	(0:12.37)			
5	3	EAGLE HAWK STAR	6	68.8	0:08.78	1:04.36 [5]	0:55.58 [9]	0:44.90 [10]	0:34.16 [10]	0:23.19 [10]	0:12.09 [10]	7.89L	0:34.16	-12
		Corey Sutherland		1000m	Overall	(0:08.78)	(0:10.68)	(0:10.74)	(0:10.97)	(0:11.10)	(0:12.09)			
6	5	NEIL	3	71.2	0:08.33	1:04.39 [6]	0:56.06 [3]	0:45.68 [3]	0:35.13 [2]	0:24.30 [2]	0:12.93 [3]	8.05L	0:35.13	-7
		Jett Newman		1000m	Overall	(0:08.33)	(0:10.38)	(0:10.55)	(0:10.83)	(0:11.37)	(0:12.93)			
7	12	VIALE	10	71.0	0:08.30	1:04.57 [7]	0:56.27 [1]	0:45.87 [2]	0:35.14 [3]	0:24.34 [4]	0:12.97 [5]	9.1L	0:35.14	+0
		Chelsea Baker		1000m	Overall	(0:08.30)	(0:10.40)	(0:10.73)	(0:10.80)	(0:11.37)	(0:12.97)			
8	15	CYBER CITY	4	70.4	0:08.40	1:04.60 [8]	0:56.20 [4]	0:45.81 [4]	0:35.17 [4]	0:24.25 [5]	0:12.79 [6]	9.31L	0:35.17	-3
		Georgina Cartwright		1000m	Overall	(0:08.40)	(0:10.39)	(0:10.64)	(0:10.92)	(0:11.46)	(0:12.79)			
9	1	AIR WE GO	1	69.1	0:08.50	1:04.66 [9]	0:56.16 [6]	0:45.62 [6]	0:34.91 [7]	0:23.97 [8]	0:12.77 [9]	9.66L	0:34.91	-3
		Ben Thompson		1000m	Overall	(0:08.50)	(0:10.54)	(0:10.71)	(0:10.94)	(0:11.20)	(0:12.77)			
10	9	BOLD BIDDER	2	70.6	0:08.46	1:04.70 [10]	0:56.24 [5]	0:45.76 [5]	0:35.03 [5]	0:24.48 [3]	0:13.14 [4]	9.86L	0:35.03	-11
		Kyle Wilson-Taylor		1000m	Overall	(0:08.46)	(0:10.48)	(0:10.73)	(0:10.55)	(0:11.34)	(0:13.14)			

Scratched: Wallenda (#7), Moonhaven (#4), Royal Commodore (#6), Star Rapper (#10), Bright Blonde (#11), Satin Stiletto (#16)



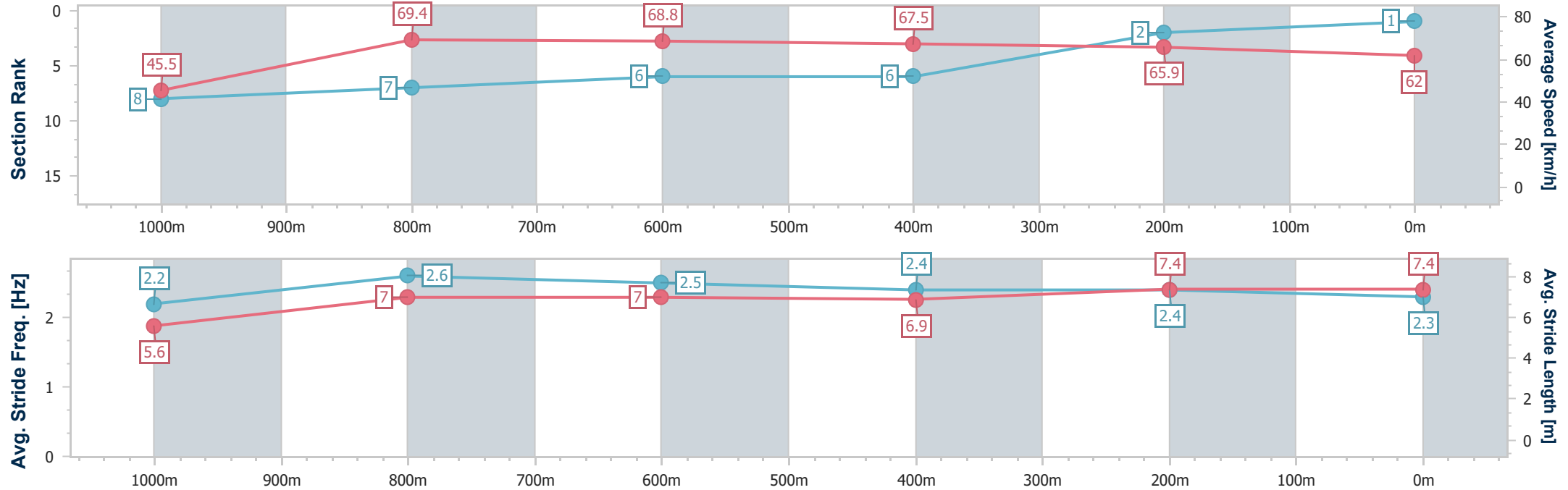
Horse/Jockey Name	Zoubaby
Final Rank	1
Fastest Section Time (Section)	0:08.71 (Overall)
Top Speed [km/h] (Section)	70.6 (1000m)
Race State	Finished



DoombenProfessional  
Race 5: Ladbrokes Big Bets Copy Now Class 3 Plate - 1110m  
07 February 2026 - 14:33  
Track Rating: Good 3, Weather: Fine, Rail Position: True Entire Circuit



Section	Overall	1000m	800m	600m	400m	200m							
Section Times	1:03.02 [1] (0:08.71)	0:54.31 [8] (0:10.39)	0:43.92 [7] (0:10.58)	0:33.34 [6] (0:10.76)	0:22.58 [6] (0:10.96)	0:11.62 [2] (0:11.62)							
Average Speed [km/h]	45.5	69.4	68.8	67.5	65.9	62.0							
Top Speed [km/h]	68.8	70.6	69.3	69.0	66.7	65.7							
Avg. Dist. to Rail [m]	7.0	1.3	1.6	1.8	2.6	2.1							
Avg. Stride Freq. [Hz]	2.2	2.6	2.5	2.4	2.4	2.3							
Avg. Stride Length [m]	5.6	7.0	7.0	6.9	7.4	7.4							



[ ] Ranking at each section and finish  
- - - - - No data available at this section  
NA No data available



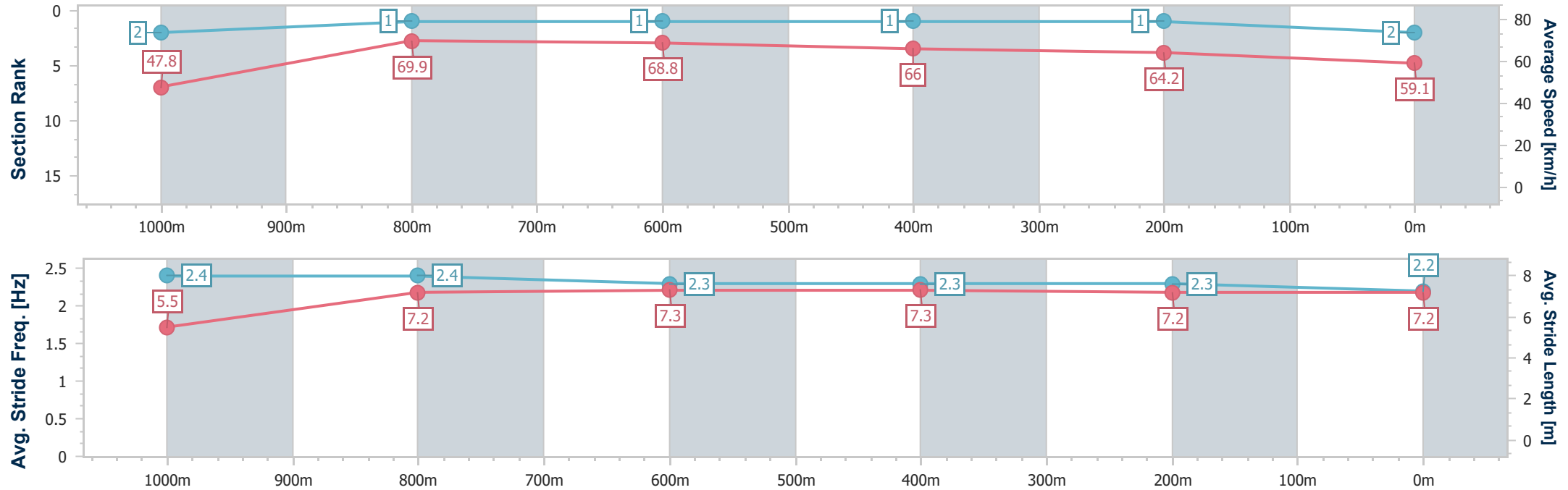
Horse/Jockey Name	Yoyo Yeezy
Final Rank	2
Fastest Section Time (Section)	0:08.32 (Overall)
Top Speed [km/h] (Section)	71.4 (1000m)
Race State	Finished



DoombenProfessional  
Race 5: Ladbrokes Big Bets Copy Now Class 3 Plate - 1110m  
07 February 2026 - 14:33  
Track Rating: Good 3, Weather: Fine, Rail Position: True Entire Circuit



Section	Overall	1000m	800m	600m	400m	200m							
Section Times	1:03.31 [2] (0:08.32)	0:54.99 [2] (0:10.36)	0:44.63 [1] (0:10.49)	0:34.14 [1] (0:10.75)	0:23.39 [1] (0:11.15)	0:12.24 [1] (0:12.24)							
Average Speed [km/h]	47.8	69.9	68.8	66.0	64.2	59.1							
Top Speed [km/h]	67.7	71.4	69.8	68.7	64.7	62.9							
Avg. Dist. to Rail [m]	5.3	3.7	0.9	1.8	2.7	1.8							
Avg. Stride Freq. [Hz]	2.4	2.4	2.3	2.3	2.3	2.2							
Avg. Stride Length [m]	5.5	7.2	7.3	7.3	7.2	7.2							



[ ] Ranking at each section and finish  
- - - - No data available at this section  
NA No data available



Horse/Jockey Name	Jukebox In Siberia
Final Rank	3
Fastest Section Time (Section)	0:08.82 (Overall)
Top Speed [km/h] (Section)	69.6 (1000m)
Race State	Finished

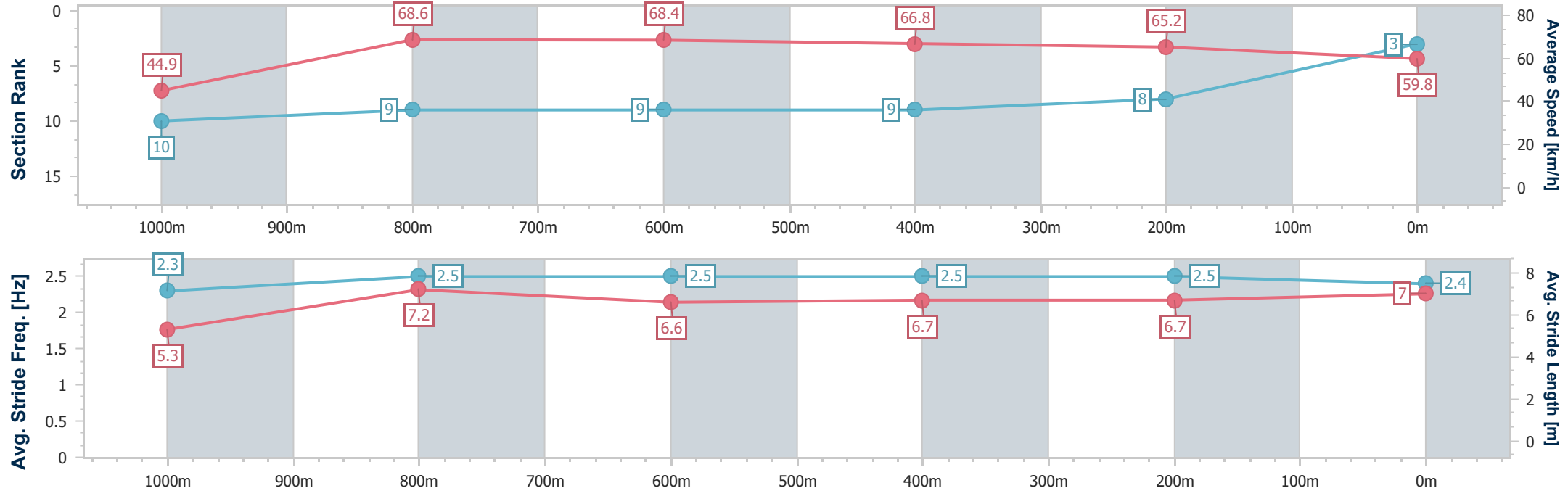


DooombenProfessional  
Race 5: Ladbrokes Big Bets Copy Now Class 3 Plate - 1110m  
07 February 2026 - 14:33  
Track Rating: Good 3, Weather: Fine, Rail Position: True Entire Circuit



BRISBANE  
RACING CLUB

Section	Overall	1000m	800m	600m	400m	200m								
Section Times	1:03.86 [3] (0:08.82)	0:55.04 [10] (0:10.55)	0:44.49 [9] (0:10.63)	0:33.86 [9] (0:10.77)	0:23.09 [9] (0:11.06)	0:12.03 [8] (0:12.03)								
Average Speed [km/h]	44.9	68.6	68.4	66.8	65.2	59.8								
Top Speed [km/h]	64.4	69.6	69.6	68.3	66.1	63.8								
Avg. Dist. to Rail [m]	7.7	2.1	1.2	0.3	1.2	1.5								
Avg. Stride Freq. [Hz]	2.3	2.5	2.5	2.5	2.5	2.4								
Avg. Stride Length [m]	5.3	7.2	6.6	6.7	6.7	7.0								



[ ] Ranking at each section and finish  
-.-.- No data available at this section  
NA No data available



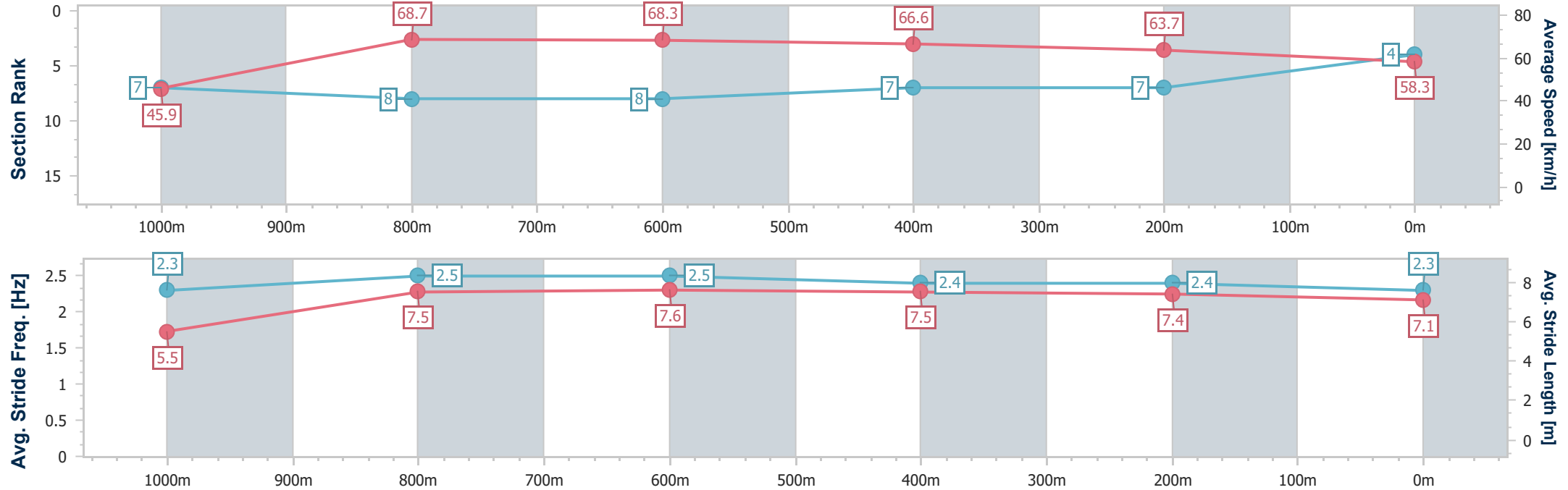
Horse/Jockey Name	Alpha Bravo
Final Rank	4
Fastest Section Time (Section)	0:08.58 (Overall)
Top Speed [km/h] (Section)	69.9 (1000m)
Race State	Finished



DooombenProfessional  
Race 5: Ladbrokes Big Bets Copy Now Class 3 Plate - 1110m  
07 February 2026 - 14:33  
Track Rating: Good 3, Weather: Fine, Rail Position: True Entire Circuit



Section	Overall	1000m	800m	600m	400m	200m								
Section Times	1:04.20 [4] (0:08.58)	0:55.62 [7] (0:10.54)	0:45.08 [8] (0:10.65)	0:34.43 [8] (0:10.78)	0:23.65 [7] (0:11.28)	0:12.37 [7] (0:12.37)								
Average Speed [km/h]	45.9	68.7	68.3	66.6	63.7	58.3								
Top Speed [km/h]	64.4	69.9	69.3	67.8	65.1	61.8								
Avg. Dist. to Rail [m]	7.0	2.5	1.9	1.1	1.9	3.8								
Avg. Stride Freq. [Hz]	2.3	2.5	2.5	2.4	2.4	2.3								
Avg. Stride Length [m]	5.5	7.5	7.6	7.5	7.4	7.1								





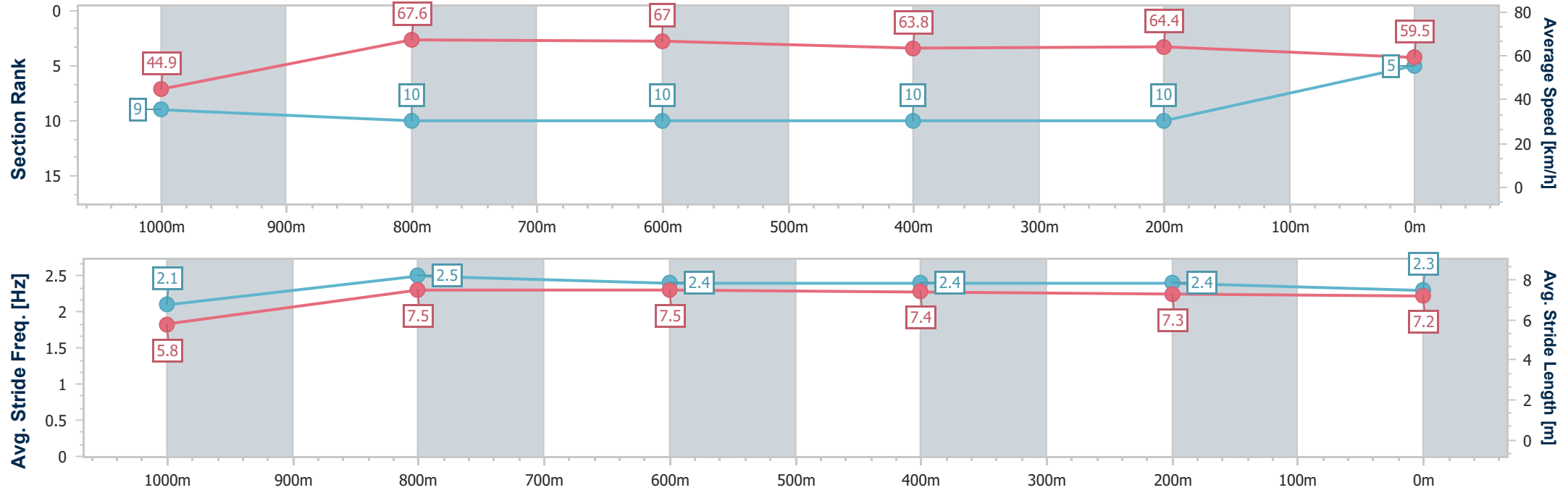
Horse/Jockey Name	Eagle Hawk Star
Final Rank	5
Fastest Section Time (Section)	0:08.78 (Overall)
Top Speed [km/h] (Section)	68.8 (1000m)
Race State	Finished



DoombenProfessional  
Race 5: Ladbrokes Big Bets Copy Now Class 3 Plate - 1110m  
07 February 2026 - 14:33  
Track Rating: Good 3, Weather: Fine, Rail Position: True Entire Circuit



Section	Overall	1000m	800m	600m	400m	200m								
Section Times	1:04.36 [5] (0:08.78)	0:55.58 [9] (0:10.68)	0:44.90 [10] (0:10.74)	0:34.16 [10] (0:10.97)	0:23.19 [10] (0:11.10)	0:12.09 [10] (0:12.09)								
Average Speed [km/h]	44.9	67.6	67.0	63.8	64.4	59.5								
Top Speed [km/h]	67.0	68.8	67.4	66.6	65.7	63.8								
Avg. Dist. to Rail [m]	4.8	0.6	1.1	3.9	3.0	0.9								
Avg. Stride Freq. [Hz]	2.1	2.5	2.4	2.4	2.4	2.3								
Avg. Stride Length [m]	5.8	7.5	7.5	7.4	7.3	7.2								





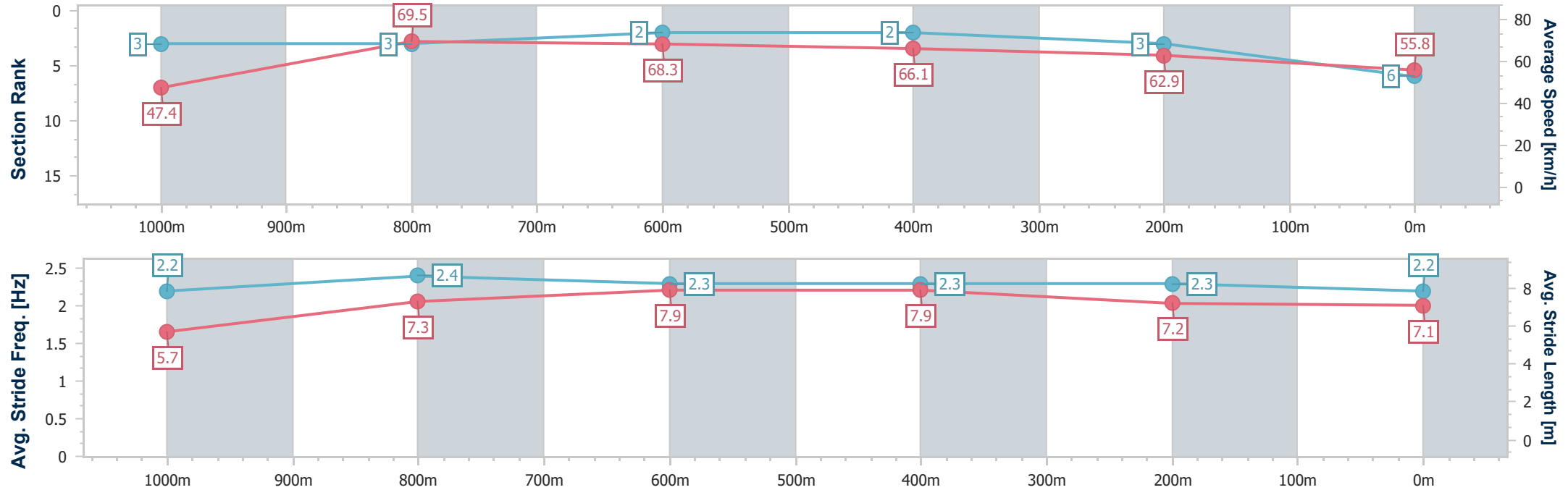
Horse/Jockey Name	Neil
Final Rank	6
Fastest Section Time (Section)	0:08.33 (Overall)
Top Speed [km/h] (Section)	71.2 (1000m)
Race State	Finished



DoombenProfessional  
Race 5: Ladbrokes Big Bets Copy Now Class 3 Plate - 1110m  
07 February 2026 - 14:33  
Track Rating: Good 3, Weather: Fine, Rail Position: True Entire Circuit



Section	Overall	1000m	800m	600m	400m	200m								
Section Times	1:04.39 [6] (0:08.33)	0:56.06 [3] (0:10.38)	0:45.68 [3] (0:10.55)	0:35.13 [2] (0:10.83)	0:24.30 [2] (0:11.37)	0:12.93 [3] (0:12.93)								
Average Speed [km/h]	47.4	69.5	68.3	66.1	62.9	55.8								
Top Speed [km/h]	68.7	71.2	69.2	68.3	64.2	60.0								
Avg. Dist. to Rail [m]	4.0	1.9	0.2	1.1	1.6	1.1								
Avg. Stride Freq. [Hz]	2.2	2.4	2.3	2.3	2.3	2.2								
Avg. Stride Length [m]	5.7	7.3	7.9	7.9	7.2	7.1								

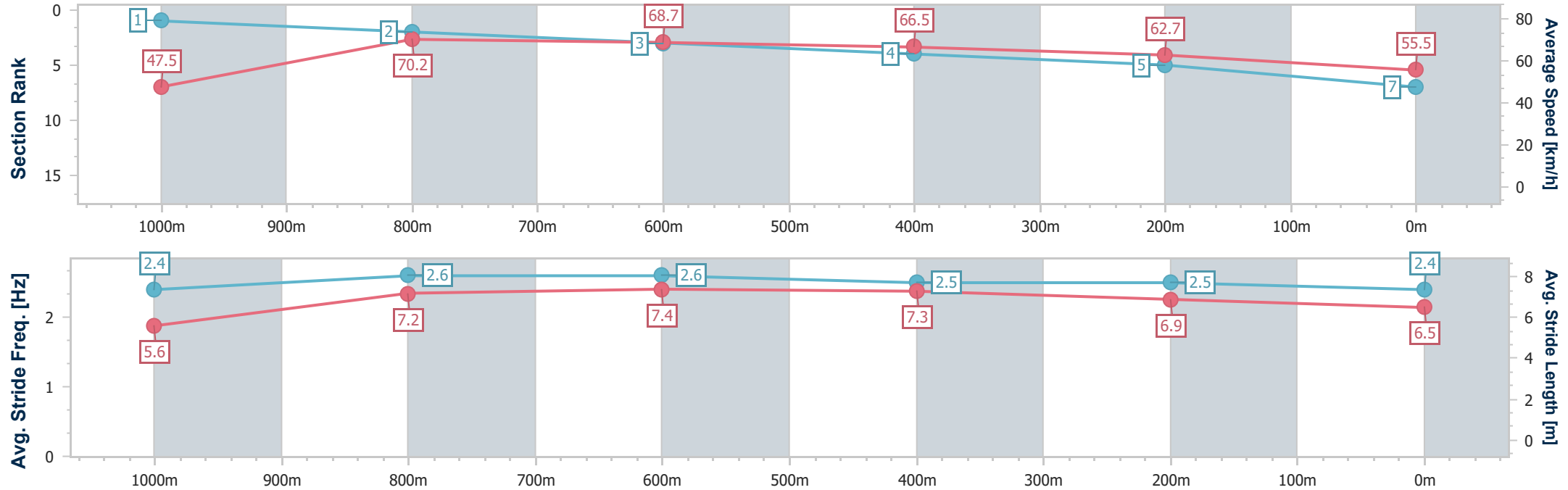




Horse/Jockey Name	Viale
Final Rank	7
Fastest Section Time (Section)	0:08.30 (Overall)
Top Speed [km/h] (Section)	71.0 (1000m)
Race State	Finished



Section	Overall	1000m	800m	600m	400m	200m								
Section Times	1:04.57 [7] (0:08.30)	0:56.27 [1] (0:10.40)	0:45.87 [2] (0:10.73)	0:35.14 [3] (0:10.80)	0:24.34 [4] (0:11.37)	0:12.97 [5] (0:12.97)								
Average Speed [km/h]	47.5	70.2	68.7	66.5	62.7	55.5								
Top Speed [km/h]	67.6	71.0	70.3	69.0	64.1	59.8								
Avg. Dist. to Rail [m]	9.1	5.7	4.5	1.9	3.4	2.5								
Avg. Stride Freq. [Hz]	2.4	2.6	2.6	2.5	2.5	2.4								
Avg. Stride Length [m]	5.6	7.2	7.4	7.3	6.9	6.5								





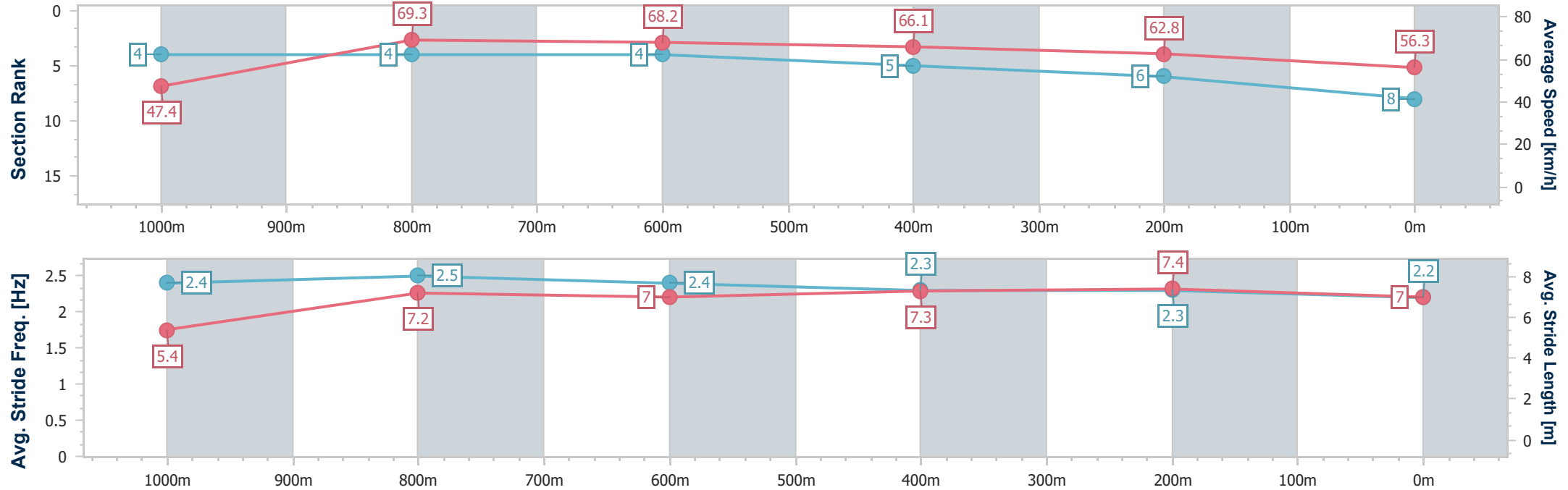
Horse/Jockey Name	Cyber City
Final Rank	8
Fastest Section Time (Section)	0:08.40 (Overall)
Top Speed [km/h] (Section)	70.4 (1000m)
Race State	Finished



DoombenProfessional  
Race 5: Ladbrokes Big Bets Copy Now Class 3 Plate - 1110m  
07 February 2026 - 14:33  
Track Rating: Good 3, Weather: Fine, Rail Position: True Entire Circuit



Section	Overall	1000m	800m	600m	400m	200m							
Section Times	1:04.60 [8] (0:08.40)	0:56.20 [4] (0:10.39)	0:45.81 [4] (0:10.64)	0:35.17 [4] (0:10.92)	0:24.25 [5] (0:11.46)	0:12.79 [6] (0:12.79)							
Average Speed [km/h]	47.4	69.3	68.2	66.1	62.8	56.3							
Top Speed [km/h]	67.8	70.4	69.8	67.9	64.2	60.5							
Avg. Dist. to Rail [m]	4.5	2.3	1.1	0.5	1.4	2.2							
Avg. Stride Freq. [Hz]	2.4	2.5	2.4	2.3	2.3	2.2							
Avg. Stride Length [m]	5.4	7.2	7.0	7.3	7.4	7.0							





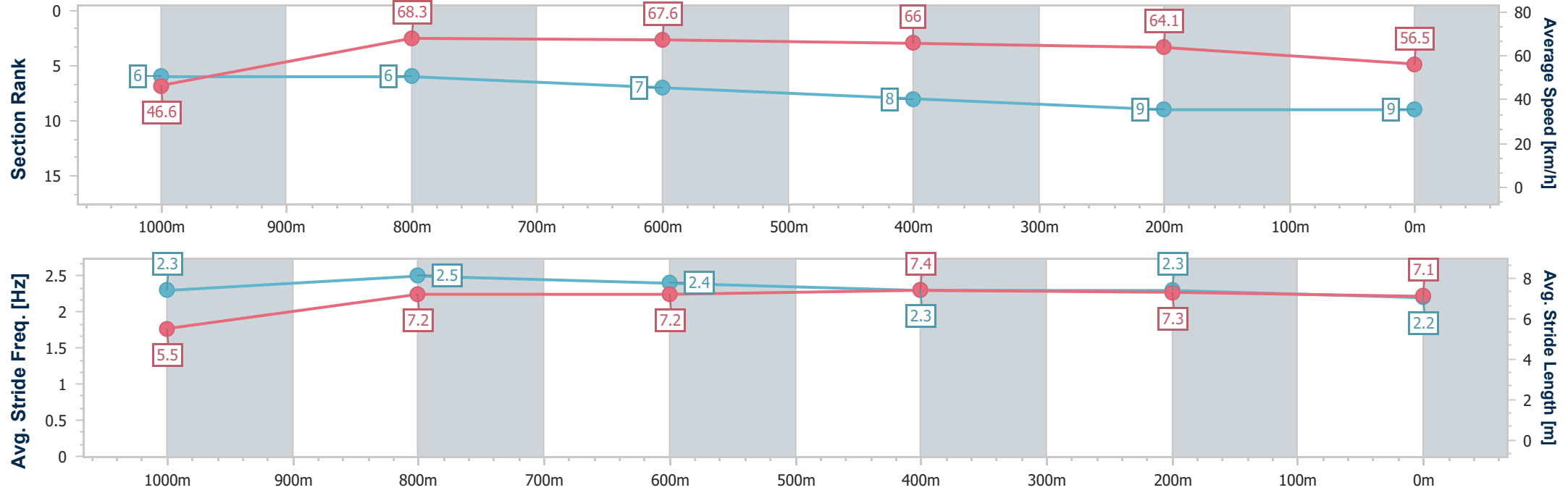
Horse/Jockey Name	Air We Go
Final Rank	9
Fastest Section Time (Section)	0:08.50 (Overall)
Top Speed [km/h] (Section)	69.1 (1000m)
Race State	Finished



DoombenProfessional  
Race 5: Ladbrokes Big Bets Copy Now Class 3 Plate - 1110m  
07 February 2026 - 14:33  
Track Rating: Good 3, Weather: Fine, Rail Position: True Entire Circuit



Section	Overall	1000m	800m	600m	400m	200m							
Section Times	1:04.66 [9] (0:08.50)	0:56.16 [6] (0:10.54)	0:45.62 [6] (0:10.71)	0:34.91 [7] (0:10.94)	0:23.97 [8] (0:11.20)	0:12.77 [9] (0:12.77)							
Average Speed [km/h]	46.6	68.3	67.6	66.0	64.1	56.5							
Top Speed [km/h]	66.8	69.1	68.4	67.8	64.9	62.8							
Avg. Dist. to Rail [m]	1.4	0.7	1.2	0.9	0.7	1.3							
Avg. Stride Freq. [Hz]	2.3	2.5	2.4	2.3	2.3	2.2							
Avg. Stride Length [m]	5.5	7.2	7.2	7.4	7.3	7.1							





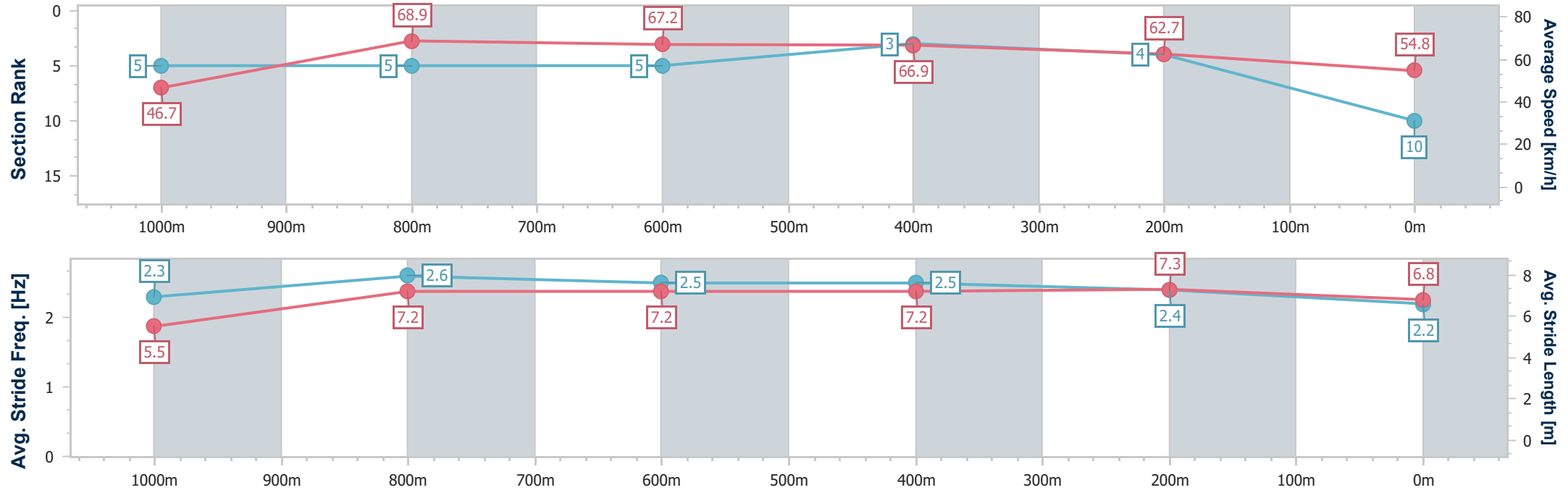
Horse/Jockey Name	Bold Bidder
Final Rank	10
Fastest Section Time (Section)	0:08.46 (Overall)
Top Speed [km/h] (Section)	70.6 (1000m)
Race State	Finished



DoombenProfessional  
Race 5: Ladbrokes Big Bets Copy Now Class 3 Plate - 1110m  
07 February 2026 - 14:33  
Track Rating: Good 3, Weather: Fine, Rail Position: True Entire Circuit



Section	Overall	1000m	800m	600m	400m	200m							
Section Times	1:04.70 [10] (0:08.46)	0:56.24 [5] (0:10.48)	0:45.76 [5] (0:10.73)	0:35.03 [5] (0:10.55)	0:24.48 [3] (0:11.34)	0:13.14 [4] (0:13.14)							
Average Speed [km/h]	46.7	68.9	67.2	66.9	62.7	54.8							
Top Speed [km/h]	66.6	70.6	68.2	69.2	64.7	60.2							
Avg. Dist. to Rail [m]	2.2	2.1	1.0	3.5	4.3	3.6							
Avg. Stride Freq. [Hz]	2.3	2.6	2.5	2.5	2.4	2.2							
Avg. Stride Length [m]	5.5	7.2	7.2	7.2	7.3	6.8							





**DoombenProfessional**  
**Race 6: Girls Day Out On Sale Now Colts, Geldings and Entires BM70**  
**Handicap - 1350m**  
**07 February 2026 - 15:09**



Track Rating: Good 4, Weather: Fine, Rail Position: True Entire Circuit

Section					Overall	1200m	1000m	800m	600m	400m	Last 600m	
Field Times					1:18.60 (0:10.97)	1:07.63 (0:10.57)	0:57.06 (0:10.95)	0:46.11 (0:11.44)	0:34.67 (0:11.45)	0:23.22 (0:11.43)	0:34.67	
Rank	TAB	Horse/Jockey	Barrier	Top Speed [km/h]	Fastest Section							Distance Travelled [m]
1	6	MAKE A CALL	12	68.6	0:10.75	1:18.60 [1]	1:06.83 [12]	0:56.08 [12]	0:44.87 [12]	0:33.54 [12]	0:22.50 [12]	0:33.54
		Angela Jones		1200m	1200m	(0:11.77)	(0:10.75)	(0:11.21)	(0:11.33)	(0:11.04)	(0:10.95)	
2	9	TOO MANY THOUGHTS	3	68.8	0:10.69	1:18.73 [2]	1:07.71 [2]	0:57.02 [3]	0:45.93 [4]	0:34.49 [6]	0:23.12 [5]	0:34.49 -3
		Rob Thorburn		1200m	1200m	(0:11.02)	(0:10.69)	(0:11.09)	(0:11.44)	(0:11.37)	(0:11.28)	
3	5	BOOM SHOT	4	67.0	0:10.81	1:18.74 [3]	1:07.32 [10]	0:56.51 [10]	0:45.40 [10]	0:33.94 [11]	0:22.71 [11]	0:33.94 -4
		Martin Harley		1000m	1200m	(0:11.42)	(0:10.81)	(0:11.11)	(0:11.46)	(0:11.23)	(0:11.17)	
4	18	LARIDAE	7	67.5	0:10.87	1:18.78 [4]	1:07.20 [11]	0:56.33 [11]	0:45.25 [11]	0:34.05 [10]	0:22.88 [10]	0:34.05 -5
		Chelsea Baker		1200m	1200m	(0:11.58)	(0:10.87)	(0:11.08)	(0:11.20)	(0:11.17)	(0:11.17)	
5	14	TORO STRIKE	2	67.5	0:10.84	1:18.89 [5]	1:07.64 [7]	0:56.80 [9]	0:45.64 [9]	0:34.32 [8]	0:23.10 [8]	0:34.32 -3
		Corey Sutherland		1200m	1200m	(0:11.25)	(0:10.84)	(0:11.16)	(0:11.32)	(0:11.22)	(0:11.22)	
6	19	LAND BANK	10	67.4	0:10.86	1:18.91 [6]	1:07.78 [6]	0:56.92 [7]	0:45.73 [7]	0:34.43 [7]	0:23.16 [7]	0:34.43 +5
		Ben Thompson		1200m	1200m	(0:11.13)	(0:10.86)	(0:11.19)	(0:11.30)	(0:11.27)	(0:11.14)	
7	7	RAMP IT UP	11	69.5	0:10.55	1:19.06 [7]	1:07.73 [9]	0:57.18 [6]	0:46.30 [3]	0:34.97 [2]	0:23.56 [3]	0:34.97 -2
		Kyle Wilson-Taylor		1200m	1200m	(0:11.33)	(0:10.55)	(0:10.88)	(0:11.33)	(0:11.41)	(0:11.33)	
8	16	TOOLATEMATE	1	67.8	0:10.78	1:19.27 [8]	1:08.02 [8]	0:57.24 [8]	0:46.02 [8]	0:34.58 [9]	0:23.39 [9]	0:34.58 -5
		Daniel Moor		1200m	1200m	(0:11.25)	(0:10.78)	(0:11.22)	(0:11.44)	(0:11.19)	(0:11.37)	
9	15	SIMPLY FUN	8	68.9	0:10.57	1:19.30 [9]	1:08.33 [1]	0:57.76 [1]	0:46.81 [1]	0:35.37 [1]	0:23.89 [2]	0:35.37 -5
		Georgina Cartwright		1200m	1200m	(0:10.97)	(0:10.57)	(0:10.95)	(0:11.44)	(0:11.48)	(0:11.40)	
10	20	GOING TO THE SUN	13	67.7	0:10.87	1:19.65 [10]	1:07.86 [13]	0:56.99 [13]	0:45.79 [13]	0:34.57 [13]	0:23.46 [13]	0:34.57 -1
		Tahlia Fenlon		1200m	1200m	(0:11.79)	(0:10.87)	(0:11.20)	(0:11.22)	(0:11.11)	(0:11.33)	

Scratched: Heavenly Impact (#11), Streak Of Winning (#3), The Deputy (#10), Liberty Steps (#2), Superalloy (#8), Carpaccio (#12), Sukhbir (#13)



**DoombenProfessional**  
**Race 6: Girls Day Out On Sale Now Colts, Geldings and Entires BM70**  
**Handicap - 1350m**  
**07 February 2026 - 15:09**



Track Rating: Good 4, Weather: Fine, Rail Position: True Entire Circuit

Section						Overall	1200m	1000m	800m	600m	400m	Last 600m	
Field Times						1:18.60 (0:10.97)	1:07.63 (0:10.57)	0:57.06 (0:10.95)	0:46.11 (0:11.44)	0:34.67 (0:11.45)	0:23.22 (0:11.43)	0:34.67	
Rank	TAB	Horse/Jockey	Barrier	Top Speed [km/h]	Fastest Section								Distance Travelled [m]
11	4	ASTRA STAR	9	71.2	0:10.50	1:19.86 [11]	1:08.82 [3]	0:58.32 [2]	0:47.23 [2]	0:35.65 [5]	0:24.16 [6]	0:35.65	-1
		Benjamin Osmond		1200m	1200m	(0:11.04)	(0:10.50)	(0:11.09)	(0:11.58)	(0:11.49)	(0:11.62)		
12	1	EARL OF BANTRY	5	67.9	0:10.74	1:19.92 [12]	1:08.81 [5]	0:58.07 [5]	0:46.99 [6]	0:35.77 [3]	0:24.54 [1]	0:35.77	-4
		Jasper Franklin		1200m	1200m	(0:11.11)	(0:10.74)	(0:11.08)	(0:11.22)	(0:11.23)	(0:11.44)		
13	17	HE'S FOR THE GIRLS	6	67.6	0:10.75	1:20.01 [13]	1:08.93 [4]	0:58.18 [4]	0:47.10 [5]	0:35.82 [4]	0:24.50 [4]	0:35.82	+5
		Cejay Graham		1200m	1200m	(0:11.08)	(0:10.75)	(0:11.08)	(0:11.28)	(0:11.32)	(0:11.40)		

Scratched: Heavenly Impact (#11), Streak Of Winning (#3), The Deputy (#10), Liberty Steps (#2), Superalloy (#8), Carpaccio (#12), Sukhbir (#13)



**DoombenProfessional**  
**Race 6: Girls Day Out On Sale Now Colts, Geldings and Entires BM70**  
**Handicap - 1350m**  
**07 February 2026 - 15:09**



Track Rating: Good 4, Weather: Fine, Rail Position: True Entire Circuit

Section		200m		Last 600m			
Field Times		0:11.79 (0:11.79)		0:34.67			
Rank	TAB Horse/Jockey	Barrier	Top Speed [km/h]	Fastest Section	Margin		Distance Travelled [m]
1	6 <b>MAKE A CALL</b> Angela Jones	12	68.6 1200m	0:10.75 1200m	0:11.55 [8] (0:11.55)	1:18.60	0:33.54
2	9 <b>TOO MANY THOUGHTS</b> Rob Thorburn	3	68.8 1200m	0:10.69 1200m	0:11.84 [4] (0:11.84)	0.73L	0:34.49 -3
3	5 <b>BOOM SHOT</b> Martin Harley	4	67.0 1000m	0:10.81 1200m	0:11.54 [10] (0:11.54)	0.82L	0:33.94 -4
4	18 <b>LARIDAE</b> Chelsea Baker	7	67.5 1200m	0:10.87 1200m	0:11.71 [9] (0:11.71)	1.05L	0:34.05 -5
5	14 <b>TORO STRIKE</b> Corey Sutherland	2	67.5 1200m	0:10.84 1200m	0:11.88 [7] (0:11.88)	1.7L	0:34.32 -3
6	19 <b>LAND BANK</b> Ben Thompson	10	67.4 1200m	0:10.86 1200m	0:12.02 [4] (0:12.02)	1.81L	0:34.43 +5
7	7 <b>RAMP IT UP</b> Kyle Wilson-Taylor	11	69.5 1200m	0:10.55 1200m	0:12.23 [3] (0:12.23)	2.68L	0:34.97 -2
8	16 <b>TOOLATEMATE</b> Daniel Moor	1	67.8 1200m	0:10.78 1200m	0:12.02 [11] (0:12.02)	3.9L	0:34.58 -5
9	15 <b>SIMPLY FUN</b> Georgina Cartwright	8	68.9 1200m	0:10.57 1200m	0:12.49 [1] (0:12.49)	4.11L	0:35.37 -5
10	20 <b>GOING TO THE SUN</b> Tahlia Fenlon	13	67.7 1200m	0:10.87 1200m	0:12.13 [13] (0:12.13)	6.14L	0:34.57 -1

Scratched: Heavenly Impact (#11), Streak Of Winning (#3), The Deputy (#10), Liberty Steps (#2), Superalloy (#8), Carpaccio (#12), Sukhbir (#13)



**DoombenProfessional**  
**Race 6: Girls Day Out On Sale Now Colts, Geldings and Entires BM70**  
**Handicap - 1350m**  
**07 February 2026 - 15:09**



Track Rating: Good 4, Weather: Fine, Rail Position: True Entire Circuit

Section		200m					Last 600m		
Field Times		0:11.79 (0:11.79)					0:34.67		
Rank	TAB	Horse/Jockey	Barrier	Top Speed [km/h]	Fastest Section	Margin		Distance Travelled [m]	
11	4	ASTRA STAR	9	71.2	0:10.50	0:12.54 [12]	7.38L	0:35.65	-1
		Benjamin Osmond		1200m	1200m	(0:12.54)			
12	1	EARL OF BANTRY	5	67.9	0:10.74	0:13.10 [2]	7.74L	0:35.77	-4
		Jasper Franklin		1200m	1200m	(0:13.10)			
13	17	HE'S FOR THE GIRLS	6	67.6	0:10.75	0:13.10 [6]	8.27L	0:35.82	+5
		Cejay Graham		1200m	1200m	(0:13.10)			

Scratched: Heavenly Impact (#11), Streak Of Winning (#3), The Deputy (#10), Liberty Steps (#2), Superalloy (#8), Carpaccio (#12), Sukhbir (#13)



Horse/Jockey Name	Make A Call
Final Rank	1
Fastest Section Time (Section)	0:10.75 (1200m)
Top Speed [km/h] (Section)	68.6 (1200m)
Race State	Finished

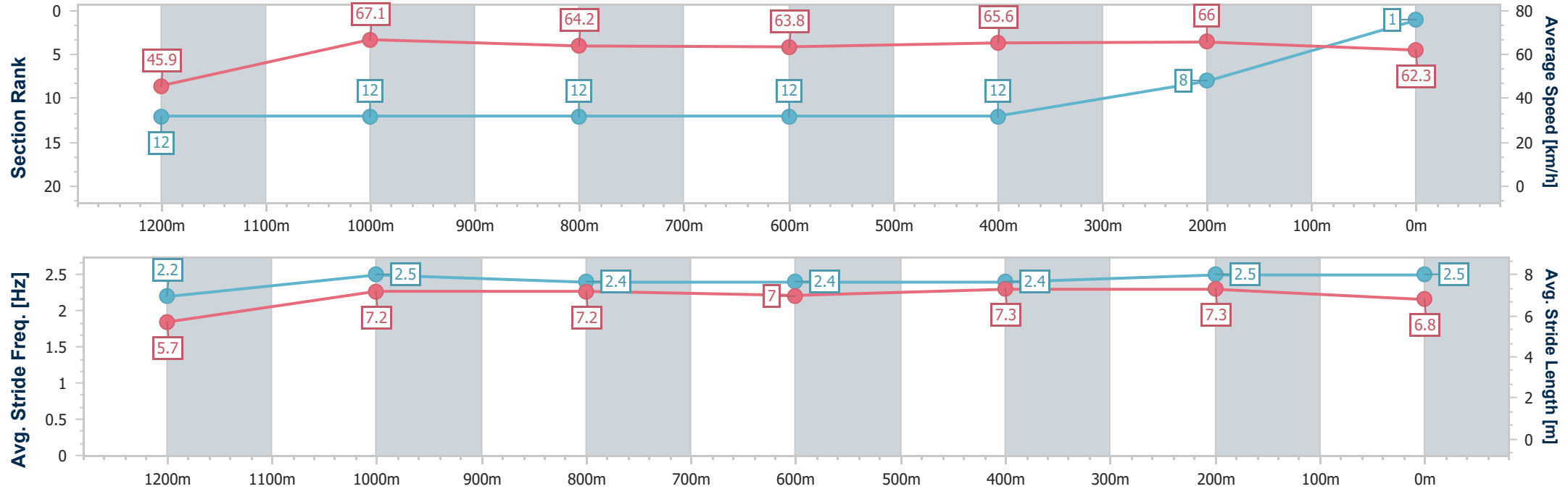


DoombenProfessional  
Race 6: Girls Day Out On Sale Now Colts, Geldings and Entires  
BM70 Handicap - 1350m  
07 February 2026 - 15:09  
Track Rating: Good 4, Weather: Fine, Rail Position: True Entire Circuit



BRISBANE  
RACING CLUB

Section	Overall	1200m	1000m	800m	600m	400m	200m						
Section Times	1:18.60 [1] (0:11.77)	1:06.83 [12] (0:10.75)	0:56.08 [12] (0:11.21)	0:44.87 [12] (0:11.33)	0:33.54 [12] (0:11.04)	0:22.50 [12] (0:10.95)	0:11.55 [8] (0:11.55)						
Average Speed [km/h]	45.9	67.1	64.2	63.8	65.6	66.0	62.3						
Top Speed [km/h]	65.6	68.6	66.7	64.6	66.5	67.5	65.7						
Avg. Dist. to Rail [m]	8.8	0.8	0.8	0.7	0.7	3.8	9.9						
Avg. Stride Freq. [Hz]	2.2	2.5	2.4	2.4	2.4	2.5	2.5						
Avg. Stride Length [m]	5.7	7.2	7.2	7.0	7.3	7.3	6.8						



- [ ] Ranking at each section and finish
- .-.-.- No data available at this section
- NA No data available



Horse/Jockey Name	Too Many Thoughts
Final Rank	2
Fastest Section Time (Section)	0:10.69 (1200m)
Top Speed [km/h] (Section)	68.8 (1200m)
Race State	Finished

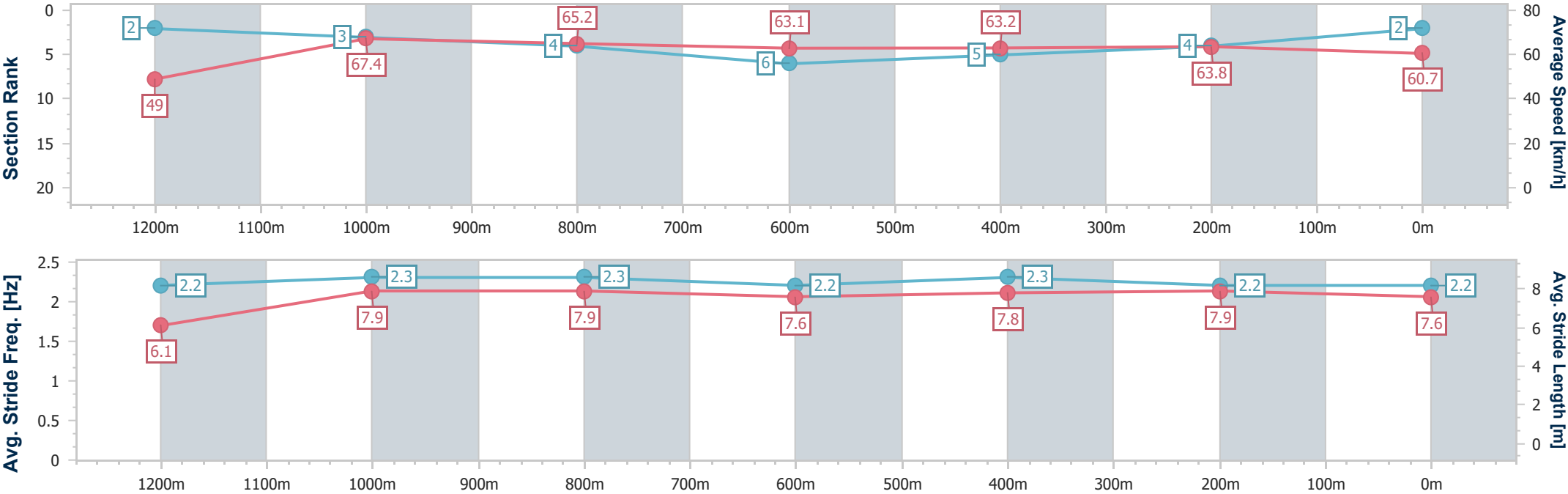


DoombenProfessional  
Race 6: Girls Day Out On Sale Now Colts, Geldings and Entires  
BM70 Handicap - 1350m  
07 February 2026 - 15:09  
Track Rating: Good 4, Weather: Fine, Rail Position: True Entire Circuit



BRISBANE  
RACING CLUB

Section	Overall	1200m	1000m	800m	600m	400m	200m						
Section Times	1:18.73 [2] (0:11.02)	1:07.71 [2] (0:10.69)	0:57.02 [3] (0:11.09)	0:45.93 [4] (0:11.44)	0:34.49 [6] (0:11.37)	0:23.12 [5] (0:11.28)	0:11.84 [4] (0:11.84)						
Average Speed [km/h]	49.0	67.4	65.2	63.1	63.2	63.8	60.7						
Top Speed [km/h]	65.8	68.8	66.8	64.1	64.2	64.4	64.3						
Avg. Dist. to Rail [m]	6.2	2.3	0.8	0.5	0.6	1.1	0.8						
Avg. Stride Freq. [Hz]	2.2	2.3	2.3	2.2	2.3	2.2	2.2						
Avg. Stride Length [m]	6.1	7.9	7.9	7.6	7.8	7.9	7.6						





Horse/Jockey Name	Boom Shot
Final Rank	3
Fastest Section Time (Section)	0:10.81 (1200m)
Top Speed [km/h] (Section)	67.0 (1000m)
Race State	Finished

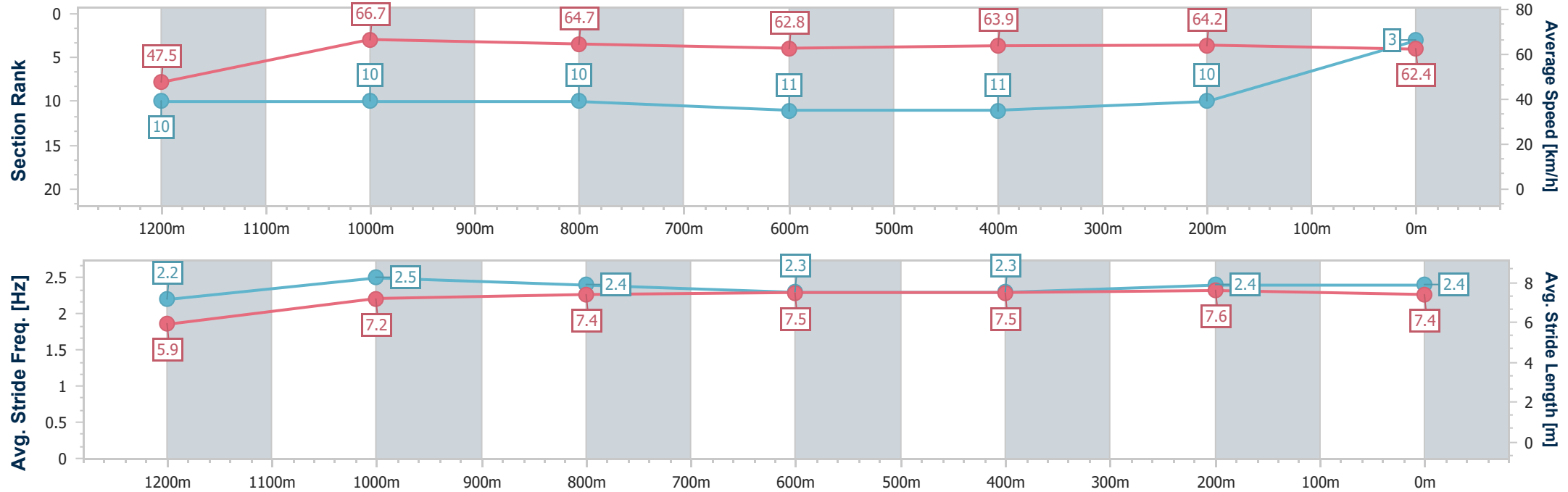


DoombenProfessional  
Race 6: Girls Day Out On Sale Now Colts, Geldings and Entire  
BM70 Handicap - 1350m  
07 February 2026 - 15:09  
Track Rating: Good 4, Weather: Fine, Rail Position: True Entire Circuit



BRISBANE  
RACING CLUB

Section	Overall	1200m	1000m	800m	600m	400m	200m						
Section Times	1:18.74 [3] (0:11.42)	1:07.32 [10] (0:10.81)	0:56.51 [10] (0:11.11)	0:45.40 [10] (0:11.46)	0:33.94 [11] (0:11.23)	0:22.71 [11] (0:11.17)	0:11.54 [10] (0:11.54)						
Average Speed [km/h]	47.5	66.7	64.7	62.8	63.9	64.2	62.4						
Top Speed [km/h]	65.8	67.0	67.0	63.8	64.6	65.7	64.9						
Avg. Dist. to Rail [m]	4.9	1.1	0.4	0.3	0.5	0.5	1.5						
Avg. Stride Freq. [Hz]	2.2	2.5	2.4	2.3	2.3	2.4	2.4						
Avg. Stride Length [m]	5.9	7.2	7.4	7.5	7.5	7.6	7.4						



- [ ] Ranking at each section and finish
- .-.- No data available at this section
- NA No data available



Horse/Jockey Name	Laridae
Final Rank	4
Fastest Section Time (Section)	0:10.87 (1200m)
Top Speed [km/h] (Section)	67.5 (1200m)
Race State	Finished

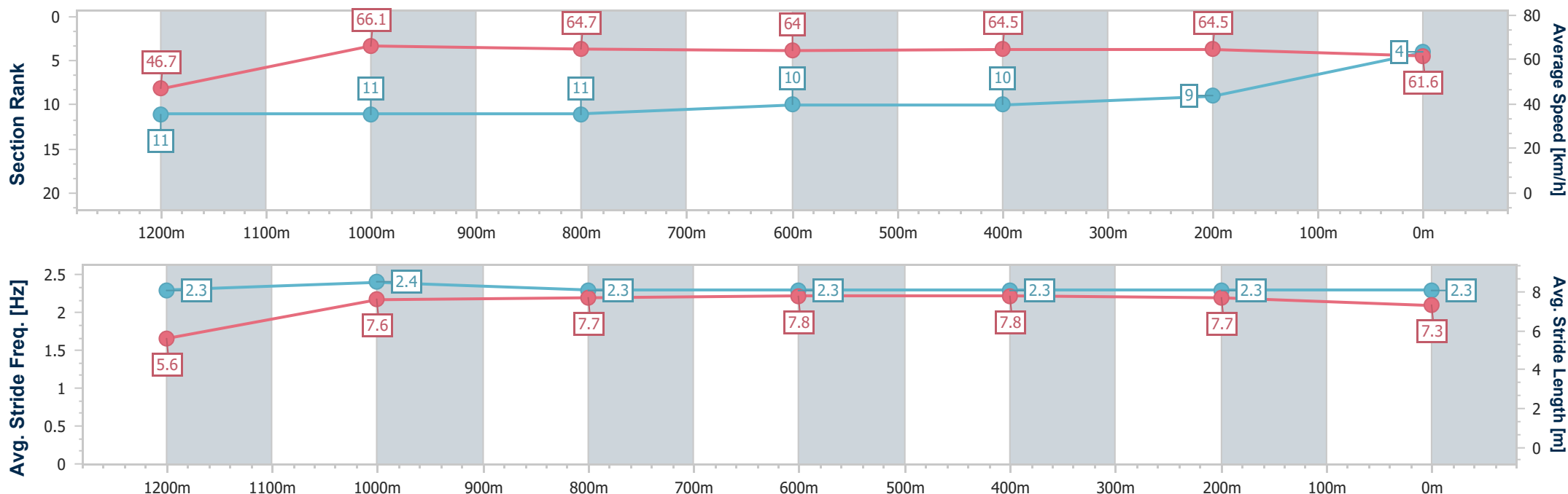


**DoombenProfessional**  
Race 6: Girls Day Out On Sale Now Colts, Geldings and Entires  
BM70 Handicap - 1350m  
07 February 2026 - 15:09  
Track Rating: Good 4, Weather: Fine, Rail Position: True Entire Circuit



BRISBANE  
RACING CLUB

Section	Overall	1200m	1000m	800m	600m	400m	200m						
Section Times	1:18.78 [4] (0:11.58)	1:07.20 [11] (0:10.87)	0:56.33 [11] (0:11.08)	0:45.25 [11] (0:11.20)	0:34.05 [10] (0:11.17)	0:22.88 [10] (0:11.17)	0:11.71 [9] (0:11.71)						
Average Speed [km/h]	46.7	66.1	64.7	64.0	64.5	64.5	61.6						
Top Speed [km/h]	65.0	67.5	65.7	65.3	65.8	66.0	65.2						
Avg. Dist. to Rail [m]	6.5	1.7	0.6	1.2	0.3	2.4	8.7						
Avg. Stride Freq. [Hz]	2.3	2.4	2.3	2.3	2.3	2.3	2.3						
Avg. Stride Length [m]	5.6	7.6	7.7	7.8	7.8	7.7	7.3						





Horse/Jockey Name	Toro Strike
Final Rank	5
Fastest Section Time (Section)	0:10.84 (1200m)
Top Speed [km/h] (Section)	67.5 (1200m)
Race State	Finished

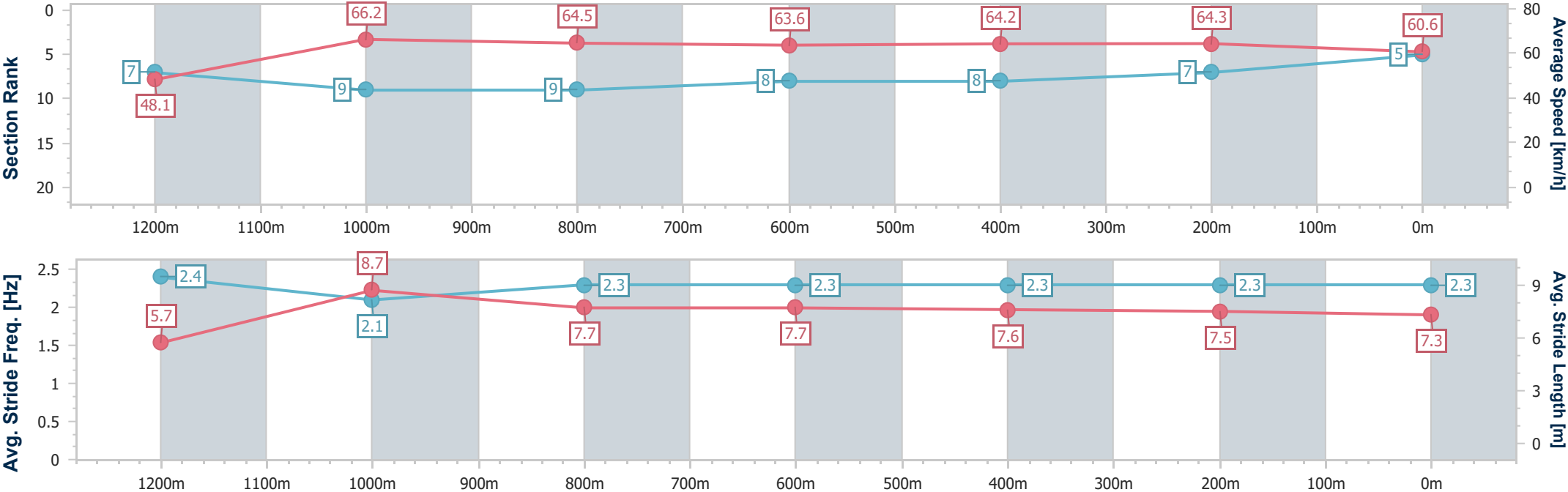


DoombenProfessional  
Race 6: Girls Day Out On Sale Now Colts, Geldings and Entires  
BM70 Handicap - 1350m  
07 February 2026 - 15:09  
Track Rating: Good 4, Weather: Fine, Rail Position: True Entire Circuit



BRISBANE  
RACING CLUB

Section	Overall	1200m	1000m	800m	600m	400m	200m						
Section Times	1:18.89 [5] (0:11.25)	1:07.64 [7] (0:10.84)	0:56.80 [9] (0:11.16)	0:45.64 [9] (0:11.32)	0:34.32 [8] (0:11.22)	0:23.10 [8] (0:11.22)	0:11.88 [7] (0:11.88)						
Average Speed [km/h]	48.1	66.2	64.5	63.6	64.2	64.3	60.6						
Top Speed [km/h]	65.1	67.5	65.8	65.4	65.4	65.9	64.1						
Avg. Dist. to Rail [m]	3.8	0.7	0.4	0.4	0.6	2.0	3.0						
Avg. Stride Freq. [Hz]	2.4	2.1	2.3	2.3	2.3	2.3	2.3						
Avg. Stride Length [m]	5.7	8.7	7.7	7.7	7.6	7.5	7.3						





Horse/Jockey Name	Land Bank
Final Rank	6
Fastest Section Time (Section)	0:10.86 (1200m)
Top Speed [km/h] (Section)	67.4 (1200m)
Race State	Finished

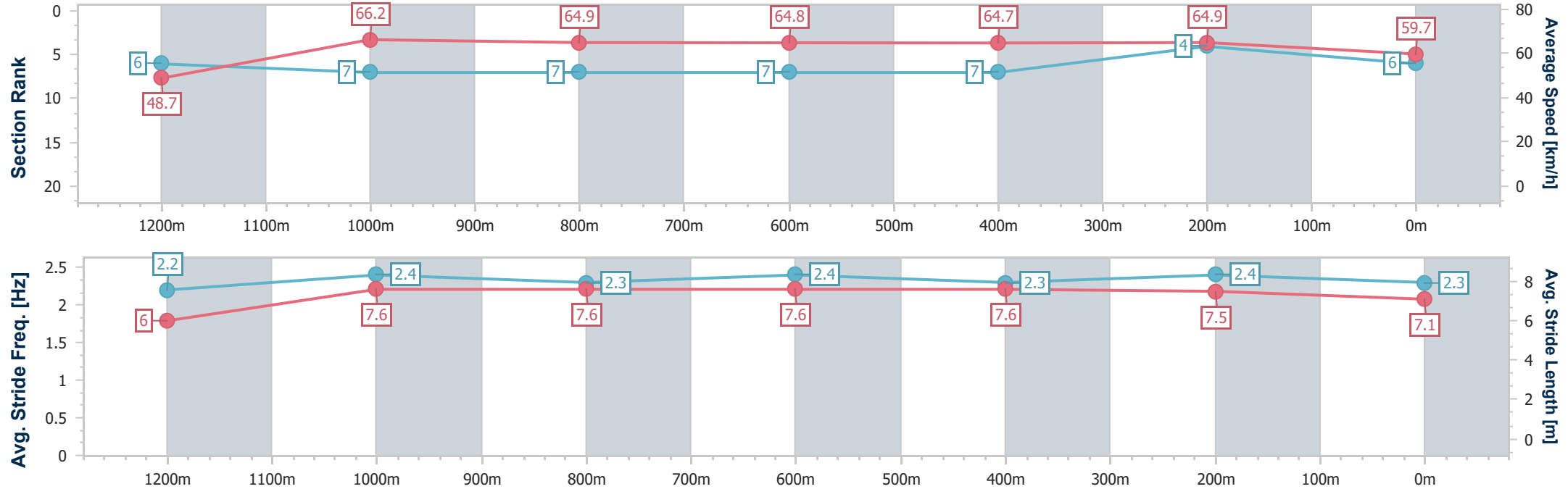


DoombenProfessional  
Race 6: Girls Day Out On Sale Now Colts, Geldings and Entires  
BM70 Handicap - 1350m  
07 February 2026 - 15:09  
Track Rating: Good 4, Weather: Fine, Rail Position: True Entire Circuit



BRISBANE  
RACING CLUB

Section	Overall	1200m	1000m	800m	600m	400m	200m						
Section Times	1:18.91 [6] (0:11.13)	1:07.78 [6] (0:10.86)	0:56.92 [7] (0:11.19)	0:45.73 [7] (0:11.30)	0:34.43 [7] (0:11.27)	0:23.16 [7] (0:11.14)	0:12.02 [4] (0:12.02)						
Average Speed [km/h]	48.7	66.2	64.9	64.8	64.7	64.9	59.7						
Top Speed [km/h]	64.6	67.4	65.3	65.7	65.6	66.1	62.5						
Avg. Dist. to Rail [m]	10.9	5.4	2.8	3.0	2.2	3.0	6.4						
Avg. Stride Freq. [Hz]	2.2	2.4	2.3	2.4	2.3	2.4	2.3						
Avg. Stride Length [m]	6.0	7.6	7.6	7.6	7.6	7.5	7.1						



- [ ] Ranking at each section and finish
- .-.-.- No data available at this section
- NA No data available



Horse/Jockey Name	Ramp It Up
Final Rank	7
Fastest Section Time (Section)	0:10.55 (1200m)
Top Speed [km/h] (Section)	69.5 (1200m)
Race State	Finished

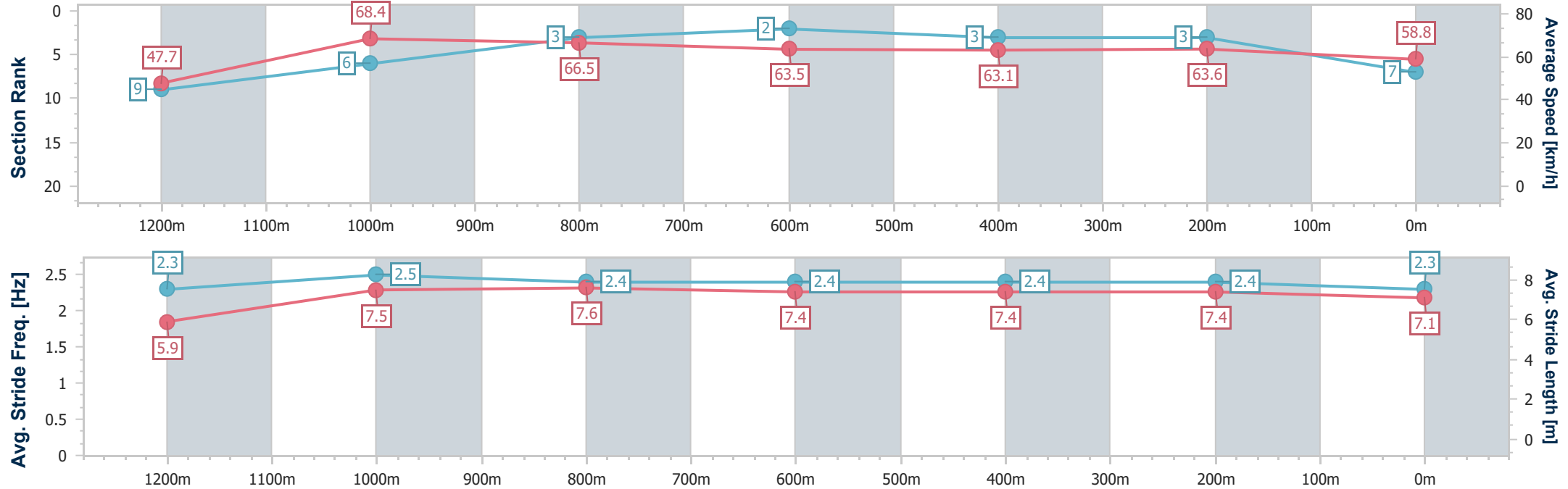


DoombenProfessional  
Race 6: Girls Day Out On Sale Now Colts, Geldings and Entire  
BM70 Handicap - 1350m  
07 February 2026 - 15:09  
Track Rating: Good 4, Weather: Fine, Rail Position: True Entire Circuit



BRISBANE  
RACING CLUB

Section	Overall	1200m	1000m	800m	600m	400m	200m						
Section Times	1:19.06 [7] (0:11.33)	1:07.73 [9] (0:10.55)	0:57.18 [6] (0:10.88)	0:46.30 [3] (0:11.33)	0:34.97 [2] (0:11.41)	0:23.56 [3] (0:11.33)	0:12.23 [3] (0:12.23)						
Average Speed [km/h]	47.7	68.4	66.5	63.5	63.1	63.6	58.8						
Top Speed [km/h]	66.8	69.5	68.6	64.1	63.6	64.4	61.5						
Avg. Dist. to Rail [m]	12.0	6.9	2.8	0.3	0.5	1.3	4.3						
Avg. Stride Freq. [Hz]	2.3	2.5	2.4	2.4	2.4	2.4	2.3						
Avg. Stride Length [m]	5.9	7.5	7.6	7.4	7.4	7.4	7.1						





Horse/Jockey Name	Toolatamate
Final Rank	8
Fastest Section Time (Section)	0:10.78 (1200m)
Top Speed [km/h] (Section)	67.8 (1200m)
Race State	Finished

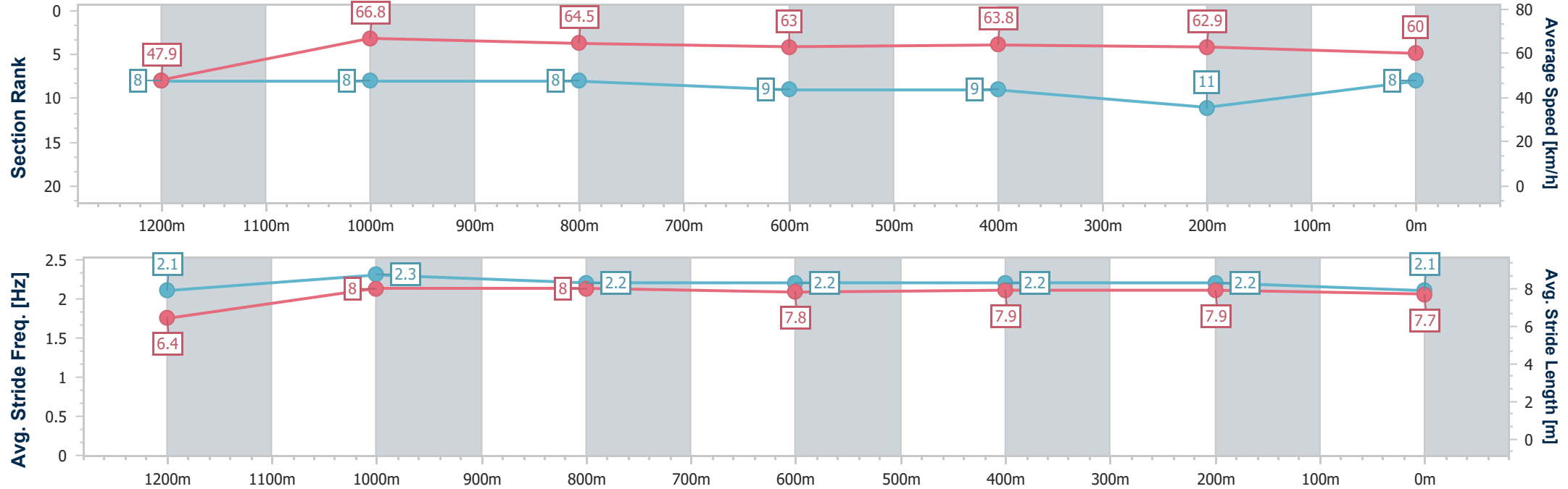


DoombenProfessional  
Race 6: Girls Day Out On Sale Now Colts, Geldings and Entire  
BM70 Handicap - 1350m  
07 February 2026 - 15:09  
Track Rating: Good 4, Weather: Fine, Rail Position: True Entire Circuit



BRISBANE  
RACING CLUB

Section	Overall	1200m	1000m	800m	600m	400m	200m						
Section Times	1:19.27 [8] (0:11.25)	1:08.02 [8] (0:10.78)	0:57.24 [8] (0:11.22)	0:46.02 [8] (0:11.44)	0:34.58 [9] (0:11.19)	0:23.39 [9] (0:11.37)	0:12.02 [11] (0:12.02)						
Average Speed [km/h]	47.9	66.8	64.5	63.0	63.8	62.9	60.0						
Top Speed [km/h]	64.9	67.8	66.2	64.3	64.5	63.8	63.0						
Avg. Dist. to Rail [m]	3.1	1.5	1.0	0.3	1.2	2.0	0.9						
Avg. Stride Freq. [Hz]	2.1	2.3	2.2	2.2	2.2	2.2	2.1						
Avg. Stride Length [m]	6.4	8.0	8.0	7.8	7.9	7.9	7.7						



- [ ] Ranking at each section and finish
- .-.-.- No data available at this section
- NA No data available



Horse/Jockey Name	Simply Fun
Final Rank	9
Fastest Section Time (Section)	0:10.57 (1200m)
Top Speed [km/h] (Section)	68.9 (1200m)
Race State	Finished

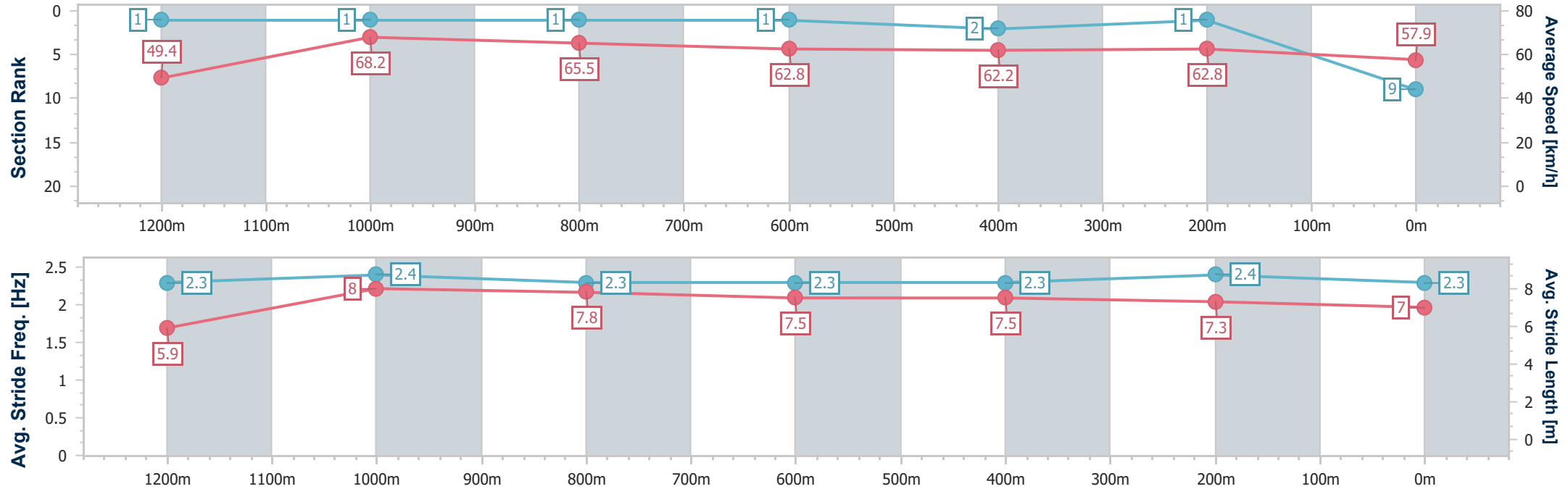


DoombenProfessional  
Race 6: Girls Day Out On Sale Now Colts, Geldings and Entires  
BM70 Handicap - 1350m  
07 February 2026 - 15:09  
Track Rating: Good 4, Weather: Fine, Rail Position: True Entire Circuit



BRISBANE  
RACING CLUB

Section	Overall	1200m	1000m	800m	600m	400m	200m						
Section Times	1:19.30 [9] (0:10.97)	1:08.33 [1] (0:10.57)	0:57.76 [1] (0:10.95)	0:46.81 [1] (0:11.44)	0:35.37 [1] (0:11.48)	0:23.89 [2] (0:11.40)	0:12.49 [1] (0:12.49)						
Average Speed [km/h]	49.4	68.2	65.5	62.8	62.2	62.8	57.9						
Top Speed [km/h]	67.3	68.9	67.3	64.3	63.0	63.4	61.2						
Avg. Dist. to Rail [m]	9.1	3.8	0.2	0.3	1.4	1.3	1.3						
Avg. Stride Freq. [Hz]	2.3	2.4	2.3	2.3	2.3	2.4	2.3						
Avg. Stride Length [m]	5.9	8.0	7.8	7.5	7.5	7.3	7.0						



[ ] Ranking at each section and finish  
-.-.- No data available at this section  
NA No data available



Horse/Jockey Name	Going To The Sun
Final Rank	10
Fastest Section Time (Section)	0:10.87 (1200m)
Top Speed [km/h] (Section)	67.7 (1200m)
Race State	Finished

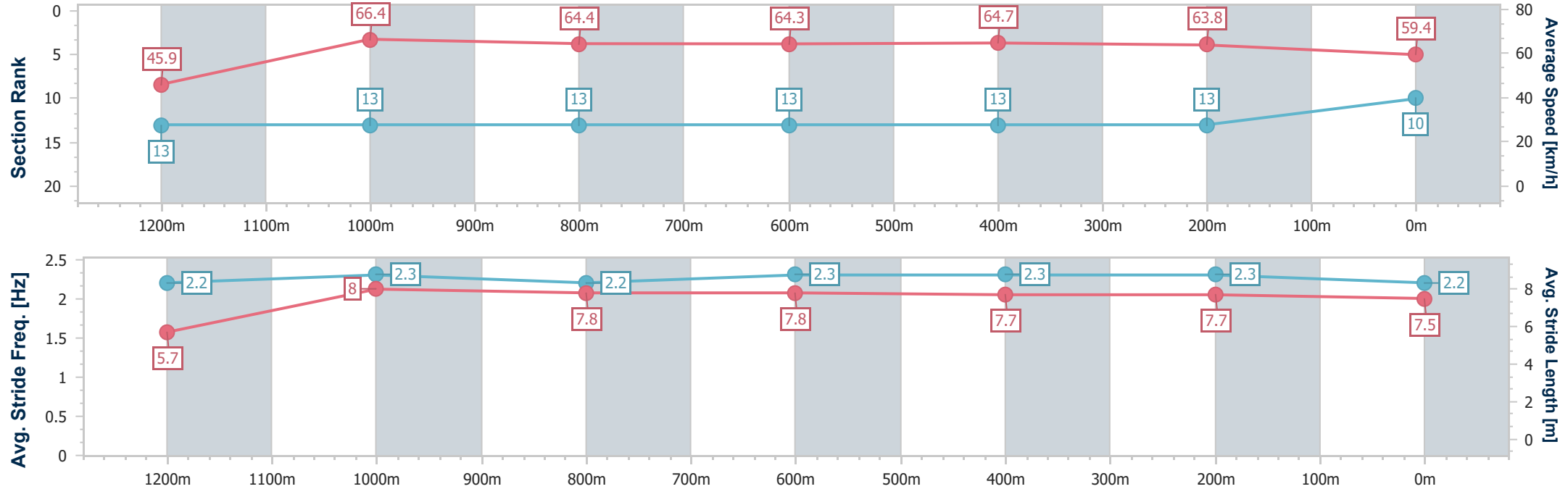


DoombenProfessional  
Race 6: Girls Day Out On Sale Now Colts, Geldings and Entires  
BM70 Handicap - 1350m  
07 February 2026 - 15:09  
Track Rating: Good 4, Weather: Fine, Rail Position: True Entire Circuit



BRISBANE  
RACING CLUB

Section	Overall	1200m	1000m	800m	600m	400m	200m						
Section Times	1:19.65 [10] (0:11.79)	1:07.86 [13] (0:10.87)	0:56.99 [13] (0:11.20)	0:45.79 [13] (0:11.22)	0:34.57 [13] (0:11.11)	0:23.46 [13] (0:11.33)	0:12.13 [13] (0:12.13)						
Average Speed [km/h]	45.9	66.4	64.4	64.3	64.7	63.8	59.4						
Top Speed [km/h]	63.2	67.7	67.4	65.0	65.8	64.4	62.7						
Avg. Dist. to Rail [m]	12.0	2.4	1.1	0.3	0.4	1.9	6.7						
Avg. Stride Freq. [Hz]	2.2	2.3	2.2	2.3	2.3	2.3	2.2						
Avg. Stride Length [m]	5.7	8.0	7.8	7.8	7.7	7.7	7.5						





Horse/Jockey Name	Astra Star
Final Rank	11
Fastest Section Time (Section)	0:10.50 (1200m)
Top Speed [km/h] (Section)	71.2 (1200m)
Race State	Finished

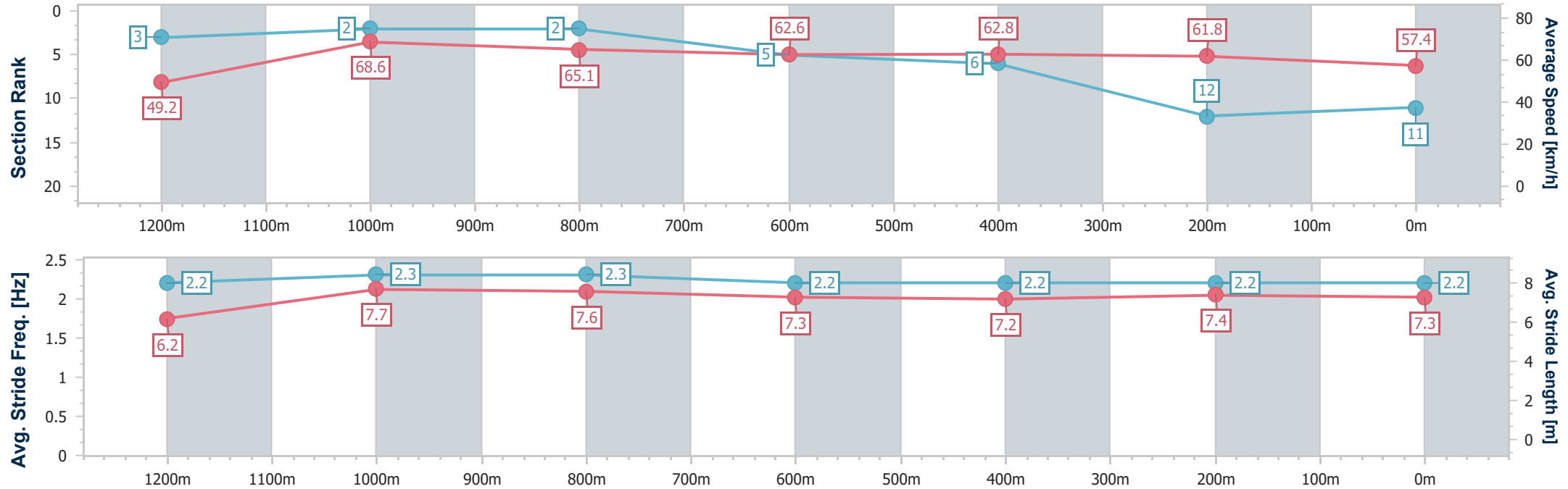


DoombenProfessional  
Race 6: Girls Day Out On Sale Now Colts, Geldings and Entire  
BM70 Handicap - 1350m  
07 February 2026 - 15:09  
Track Rating: Good 4, Weather: Fine, Rail Position: True Entire  
Circuit



BRISBANE  
RACING CLUB

Section	Overall	1200m	1000m	800m	600m	400m	200m						
Section Times	1:19.86 [11] (0:11.04)	1:08.82 [3] (0:10.50)	0:58.32 [2] (0:11.09)	0:47.23 [2] (0:11.58)	0:35.65 [5] (0:11.49)	0:24.16 [6] (0:11.62)	0:12.54 [12] (0:12.54)						
Average Speed [km/h]	49.2	68.6	65.1	62.6	62.8	61.8	57.4						
Top Speed [km/h]	66.6	71.2	67.4	63.3	63.3	62.3	61.5						
Avg. Dist. to Rail [m]	10.5	5.7	1.9	1.0	0.4	0.5	2.5						
Avg. Stride Freq. [Hz]	2.2	2.3	2.3	2.2	2.2	2.2	2.2						
Avg. Stride Length [m]	6.2	7.7	7.6	7.3	7.2	7.4	7.3						





Horse/Jockey Name	Earl Of Bantry
Final Rank	12
Fastest Section Time (Section)	0:10.74 (1200m)
Top Speed [km/h] (Section)	67.9 (1200m)
Race State	Finished

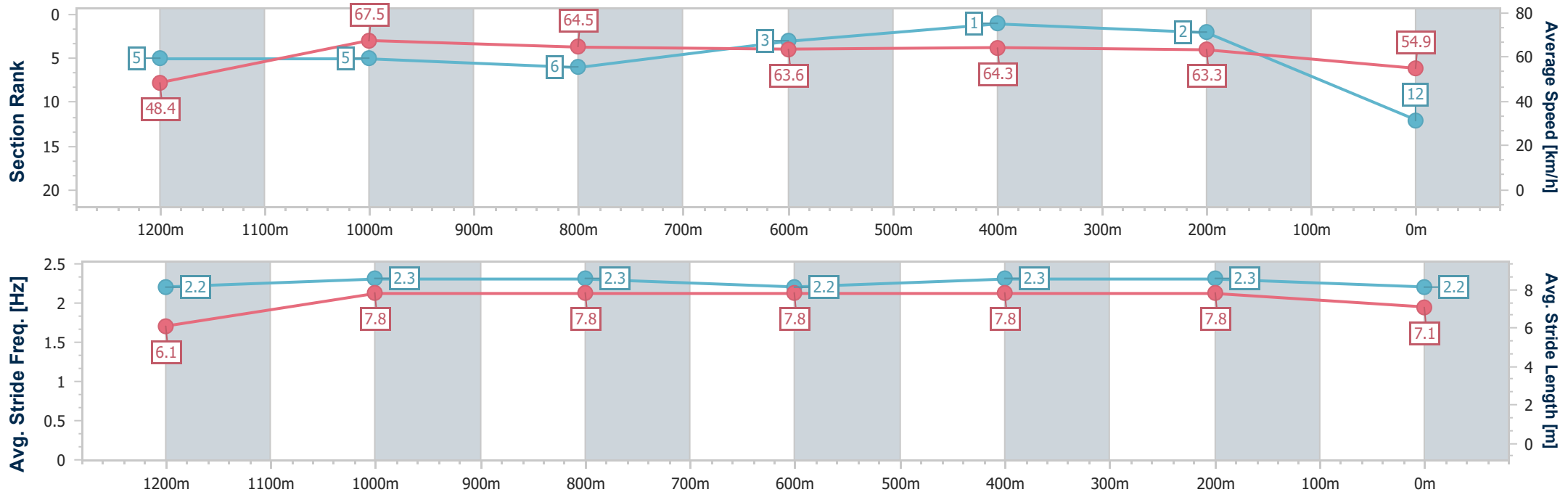


DoombenProfessional  
Race 6: Girls Day Out On Sale Now Colts, Geldings and Entire  
BM70 Handicap - 1350m  
07 February 2026 - 15:09  
Track Rating: Good 4, Weather: Fine, Rail Position: True Entire  
Circuit



BRISBANE  
RACING CLUB

Section	Overall	1200m	1000m	800m	600m	400m	200m						
Section Times	1:19.92 [12] (0:11.11)	1:08.81 [5] (0:10.74)	0:58.07 [5] (0:11.08)	0:46.99 [6] (0:11.22)	0:35.77 [3] (0:11.23)	0:24.54 [1] (0:11.44)	0:13.10 [2] (0:13.10)						
Average Speed [km/h]	48.4	67.5	64.5	63.6	64.3	63.3	54.9						
Top Speed [km/h]	65.6	67.9	66.4	65.0	65.2	64.4	60.6						
Avg. Dist. to Rail [m]	6.7	2.0	1.4	1.7	0.7	3.3	6.3						
Avg. Stride Freq. [Hz]	2.2	2.3	2.3	2.2	2.3	2.3	2.2						
Avg. Stride Length [m]	6.1	7.8	7.8	7.8	7.8	7.8	7.1						





Horse/Jockey Name	He's For The Girls
Final Rank	13
Fastest Section Time (Section)	0:10.75 (1200m)
Top Speed [km/h] (Section)	67.6 (1200m)
Race State	Finished

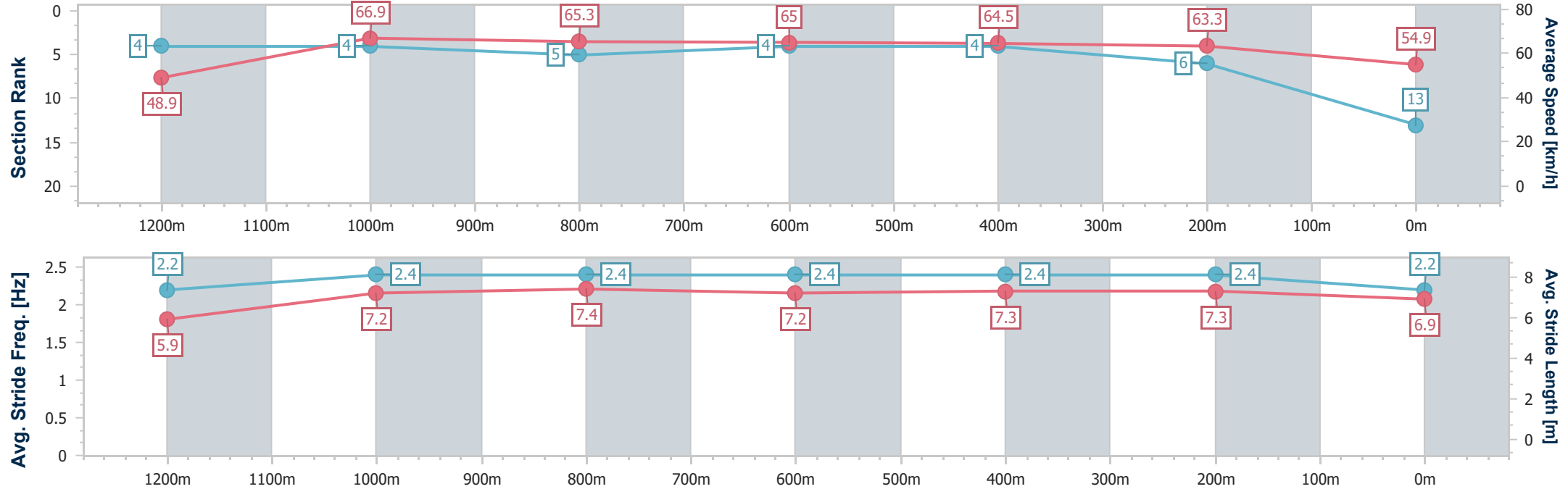


DoombenProfessional  
Race 6: Girls Day Out On Sale Now Colts, Geldings and Entires  
BM70 Handicap - 1350m  
07 February 2026 - 15:09  
Track Rating: Good 4, Weather: Fine, Rail Position: True Entire Circuit



BRISBANE  
RACING CLUB

Section	Overall	1200m	1000m	800m	600m	400m	200m						
Section Times	1:20.01 [13] (0:11.08)	1:08.93 [4] (0:10.75)	0:58.18 [4] (0:11.08)	0:47.10 [5] (0:11.28)	0:35.82 [4] (0:11.32)	0:24.50 [4] (0:11.40)	0:13.10 [6] (0:13.10)						
Average Speed [km/h]	48.9	66.9	65.3	65.0	64.5	63.3	54.9						
Top Speed [km/h]	64.8	67.6	66.8	65.9	65.9	64.3	60.3						
Avg. Dist. to Rail [m]	8.7	5.0	3.5	3.5	1.8	1.9	6.5						
Avg. Stride Freq. [Hz]	2.2	2.4	2.4	2.4	2.4	2.4	2.2						
Avg. Stride Length [m]	5.9	7.2	7.4	7.2	7.3	7.3	6.9						





**DoombenProfessional**  
**Race 7: Sandi Bradford Memorial QTIS Three-Years-Old Handicap - 1350m**

07 February 2026 - 15:47



Track Rating: Good 4, Weather: Fine, Rail Position: True Entire Circuit

Section						Overall	1200m	1000m	800m	600m	400m	Last 600m	
Field Times						1:19.03 (0:10.87)	1:08.16 (0:10.63)	0:57.53 (0:10.94)	0:46.59 (0:11.61)	0:34.98 (0:11.51)	0:23.47 (0:11.39)	0:34.98	
Rank	TAB	Horse/Jockey	Barrier	Top Speed [km/h]	Fastest Section								Distance Travelled [m]
1	1	FABULANTES	4	67.0	0:10.86	1:19.03 [1]	1:07.75 [10]	0:56.89 [8]	0:45.60 [9]	0:34.36 [8]	0:22.62 [7]	0:34.36	
		Daniel Moor		1000m	1200m	(0:11.28)	(0:10.86)	(0:11.29)	(0:11.24)	(0:11.74)	(0:11.20)		
2	9	READY FOR AIMEE	8	69.6	0:10.61	1:19.06 [2]	1:08.17 [3]	0:57.56 [1]	0:46.62 [1]	0:35.01 [1]	0:23.50 [1]	0:35.01	-1
		Ben Thompson		1200m	1200m	(0:10.89)	(0:10.61)	(0:10.94)	(0:11.61)	(0:11.51)	(0:11.39)		
3	2	CERTIFIED COPY	2	68.4	0:10.84	1:19.37 [3]	1:08.49 [2]	0:57.65 [5]	0:46.45 [5]	0:34.94 [4]	0:23.30 [3]	0:34.94	+0
		Jasper Franklin		1200m	1200m	(0:10.88)	(0:10.84)	(0:11.20)	(0:11.51)	(0:11.64)	(0:11.35)		
4	6	WOOTEN HYDE	7	68.8	0:10.63	1:19.47 [4]	1:08.60 [1]	0:57.97 [2]	0:46.74 [2]	0:35.14 [3]	0:23.37 [4]	0:35.14	+4
		Cejay Graham		1200m	1200m	(0:10.87)	(0:10.63)	(0:11.23)	(0:11.60)	(0:11.77)	(0:11.40)		
5	8	I'LLTELLYOUTONIGHT	10	66.8	0:10.91	1:19.68 [5]	1:08.43 [9]	0:57.52 [10]	0:46.25 [8]	0:34.94 [9]	0:23.13 [10]	0:34.94	+7
		Mark Du Plessis		1200m	1200m	(0:11.25)	(0:10.91)	(0:11.27)	(0:11.31)	(0:11.81)	(0:11.25)		
6	5	THE TORQUE XPRESS	1	67.4	0:10.89	1:19.69 [6]	1:08.57 [7]	0:57.68 [7]	0:46.54 [7]	0:35.19 [5]	0:23.45 [5]	0:35.19	+1
		Jett Newman		1200m	1200m	(0:11.12)	(0:10.89)	(0:11.14)	(0:11.35)	(0:11.74)	(0:11.40)		
7	7	CONSTELLATION	5	68.0	0:10.73	1:19.78 [7]	1:08.84 [5]	0:58.11 [3]	0:47.03 [3]	0:35.57 [2]	0:23.92 [2]	0:35.57	-2
		Tahlia Fenlon		1200m	1200m	(0:10.94)	(0:10.73)	(0:11.08)	(0:11.46)	(0:11.65)	(0:11.68)		
8	11	SILVER SMASH	3	68.4	0:10.68	1:20.08 [8]	1:09.08 [6]	0:58.40 [4]	0:47.19 [4]	0:35.50 [6]	0:23.64 [8]	0:35.50	+5
		Tiffani Brooker		1200m	1200m	(0:11.00)	(0:10.68)	(0:11.21)	(0:11.69)	(0:11.86)	(0:11.49)		
9	10	NORTY FORTY	9	67.4	0:10.83	1:20.08 [9]	1:09.16 [4]	0:58.33 [6]	0:46.96 [6]	0:35.50 [7]	0:23.77 [6]	0:35.50	+3
		Emily Lang		1200m	1200m	(0:10.92)	(0:10.83)	(0:11.37)	(0:11.46)	(0:11.73)	(0:11.45)		
10	3	BETTERLUCKNEXTTIME	6	67.6	0:10.97	1:20.20 [10]	1:09.01 [8]	0:58.04 [9]	0:46.72 [10]	0:35.44 [10]	0:23.69 [9]	0:35.44	-3
		Ryan Wiggins		1200m	1200m	(0:11.19)	(0:10.97)	(0:11.32)	(0:11.28)	(0:11.75)	(0:11.41)		

Scratched: Financially Famous (#4), Swanfels (#12)

Report Created: Sat 7 February 2026 16:12 GMT+1 (Note: Timing is based on position data)

Page 1/12

[ ] Ranking at each section and finish  
-:-:- No data available at this section  
NA No data available

SCN Saddle cloth number  
DNF Did not finish  
DNT Did not track

data processed by  TRIPLESDATA



**DoombenProfessional**  
**Race 7: Sandi Bradford Memorial QTIS Three-Years-Old Handicap - 1350m**

07 February 2026 - 15:47



Track Rating: Good 4, Weather: Fine, Rail Position: True Entire Circuit

Section		200m		Last 600m			
Field Times		0:12.08 (0:12.08)		0:34.98			
Rank	TAB Horse/Jockey	Barrier	Top Speed [km/h]	Fastest Section	Margin	Distance Travelled [m]	
1	1 <b>FABULANTES</b>	4	67.0	0:10.86	0:11.42 [5]	1:19.03	0:34.36
	Daniel Moor		1000m	1200m	(0:11.42)		
2	9 <b>READY FOR AIMEE</b>	8	69.6	0:10.61	0:12.11 [1]	0.16L	0:35.01 -1
	Ben Thompson		1200m	1200m	(0:12.11)		
3	2 <b>CERTIFIED COPY</b>	2	68.4	0:10.84	0:11.95 [2]	1.99L	0:34.94 +0
	Jasper Franklin		1200m	1200m	(0:11.95)		
4	6 <b>WOOTEN HYDE</b>	7	68.8	0:10.63	0:11.97 [3]	2.58L	0:35.14 +4
	Cejay Graham		1200m	1200m	(0:11.97)		
5	8 <b>I'LL TELL YOU TONIGHT</b>	10	66.8	0:10.91	0:11.88 [8]	3.81L	0:34.94 +7
	Mark Du Plessis		1200m	1200m	(0:11.88)		
6	5 <b>THE TORQUE XPRESS</b>	1	67.4	0:10.89	0:12.05 [6]	3.84L	0:35.19 +1
	Jett Newman		1200m	1200m	(0:12.05)		
7	7 <b>CONSTELLATION</b>	5	68.0	0:10.73	0:12.24 [4]	4.41L	0:35.57 -2
	Tahlia Fenlon		1200m	1200m	(0:12.24)		
8	11 <b>SILVER SMASH</b>	3	68.4	0:10.68	0:12.15 [10]	6.14L	0:35.50 +5
	Tiffani Brooker		1200m	1200m	(0:12.15)		
9	10 <b>NORTY FORTY</b>	9	67.4	0:10.83	0:12.32 [7]	6.17L	0:35.50 +3
	Emily Lang		1200m	1200m	(0:12.32)		
10	3 <b>BETTERLUCKNEXTTIME</b>	6	67.6	0:10.97	0:12.28 [9]	6.88L	0:35.44 -3
	Ryan Wiggins		1200m	1200m	(0:12.28)		

Scratched: Financially Famous (#4), Swanfels (#12)

Report Created: Sat 7 February 2026 16:12 GMT+1 (Note: Timing is based on position data)

Page 2/12

[ ] Ranking at each section and finish  
-:-:- No data available at this section  
NA No data available

SCN Saddle cloth number  
DNF Did not finish  
DNT Did not track

data processed by  **TRIPLESDATA**



Horse/Jockey Name	Fabulantes
Final Rank	1
Fastest Section Time (Section)	0:10.86 (1200m)
Top Speed [km/h] (Section)	67.0 (1000m)
Race State	Finished

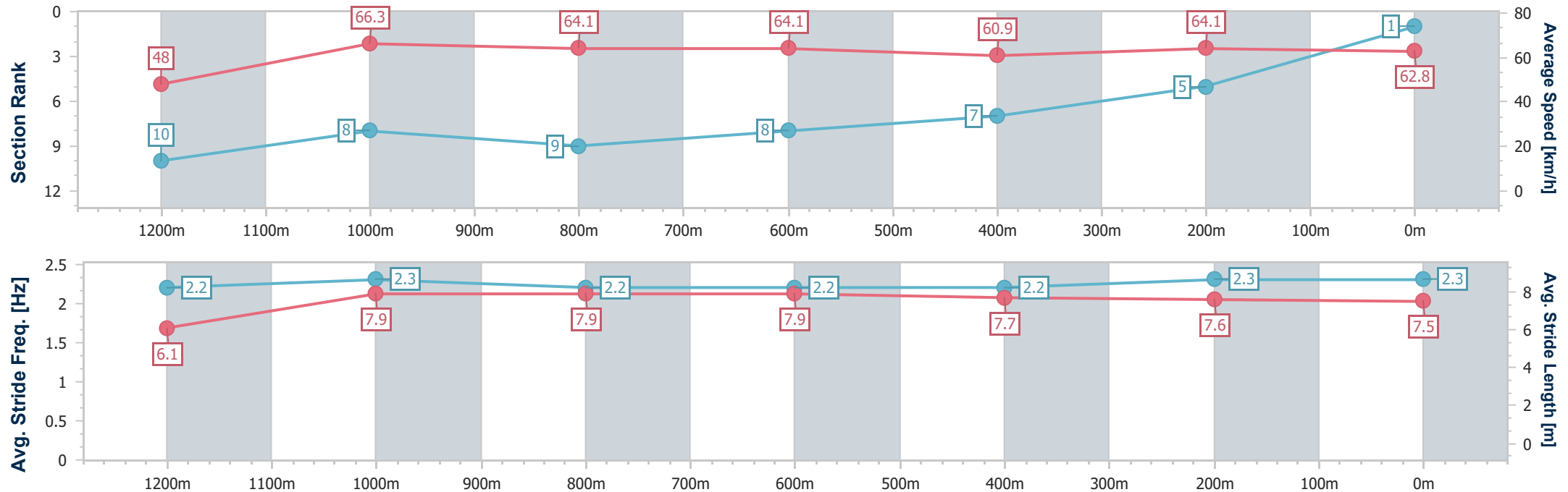


**DoombenProfessional**  
**Race 7: Sandi Bradford Memorial QTIS Three-Years-Old Handicap - 1350m**  
**07 February 2026 - 15:47**  
**Track Rating: Good 4, Weather: Fine, Rail Position: True Entire Circuit**



**BRISBANE**  
RACING CLUB

Section	Overall	1200m	1000m	800m	600m	400m	200m						
Section Times	1:19.03 [1] (0:11.28)	1:07.75 [10] (0:10.86)	0:56.89 [8] (0:11.29)	0:45.60 [9] (0:11.24)	0:34.36 [8] (0:11.74)	0:22.62 [7] (0:11.20)	0:11.42 [5] (0:11.42)						
Average Speed [km/h]	48.0	66.3	64.1	64.1	60.9	64.1	62.8						
Top Speed [km/h]	65.7	66.9	67.0	64.8	62.9	65.3	64.2						
Avg. Dist. to Rail [m]	5.6	2.4	1.8	0.5	1.3	1.4	1.6						
Avg. Stride Freq. [Hz]	2.2	2.3	2.2	2.2	2.2	2.3	2.3						
Avg. Stride Length [m]	6.1	7.9	7.9	7.9	7.7	7.6	7.5						





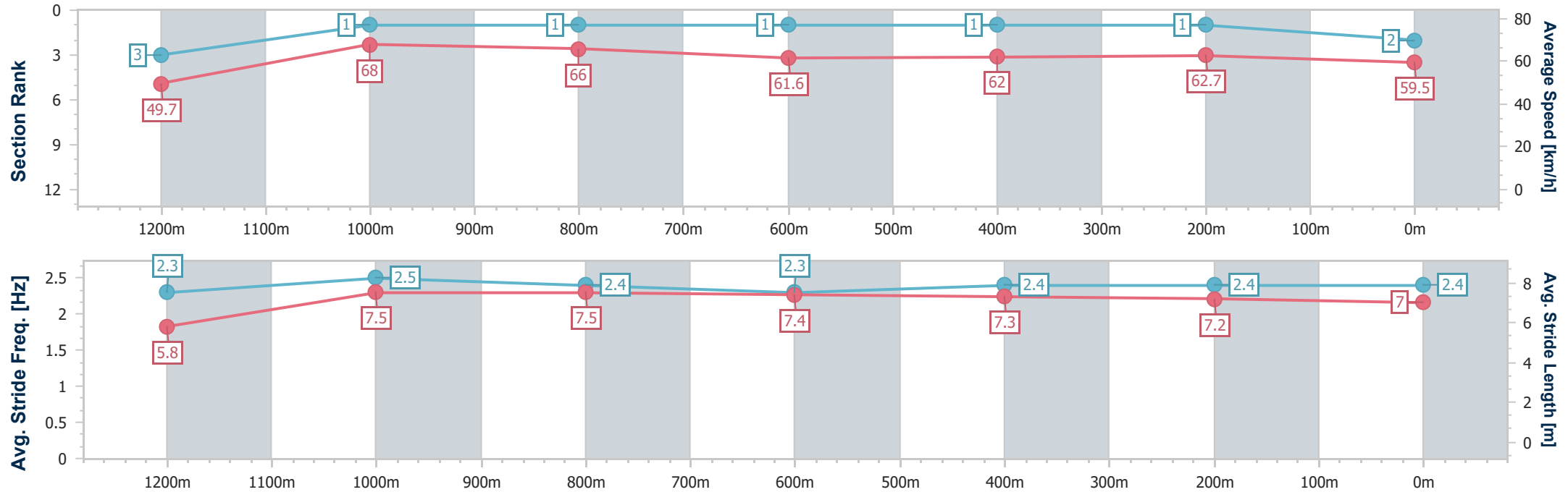
Horse/Jockey Name	Ready For Aimee
Final Rank	2
Fastest Section Time (Section)	0:10.61 (1200m)
Top Speed [km/h] (Section)	69.6 (1200m)
Race State	Finished



DoombenProfessional  
Race 7: Sandi Bradford Memorial QTIS Three-Years-Old  
Handicap - 1350m  
07 February 2026 - 15:47  
Track Rating: Good 4, Weather: Fine, Rail Position: True Entire  
Circuit



Section	Overall	1200m	1000m	800m	600m	400m	200m						
Section Times	1:19.06 [2] (0:10.89)	1:08.17 [3] (0:10.61)	0:57.56 [1] (0:10.94)	0:46.62 [1] (0:11.61)	0:35.01 [1] (0:11.51)	0:23.50 [1] (0:11.39)	0:12.11 [1] (0:12.11)						
Average Speed [km/h]	49.7	68.0	66.0	61.6	62.0	62.7	59.5						
Top Speed [km/h]	65.9	69.6	67.9	63.6	62.8	64.2	62.7						
Avg. Dist. to Rail [m]	9.4	6.8	3.1	1.4	1.6	1.2	1.3						
Avg. Stride Freq. [Hz]	2.3	2.5	2.4	2.3	2.4	2.4	2.4						
Avg. Stride Length [m]	5.8	7.5	7.5	7.4	7.3	7.2	7.0						



[ ] Ranking at each section and finish  
-.-.- No data available at this section  
NA No data available



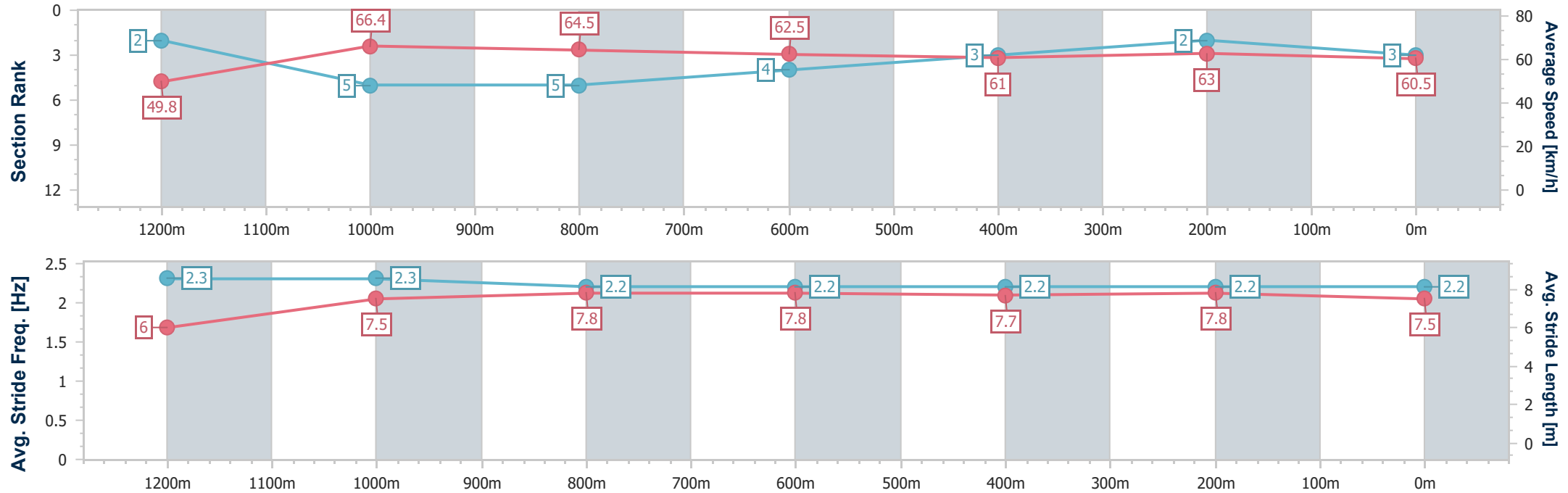
Horse/Jockey Name	Certified Copy
Final Rank	3
Fastest Section Time (Section)	0:10.84 (1200m)
Top Speed [km/h] (Section)	68.4 (1200m)
Race State	Finished



DoombenProfessional  
Race 7: Sandi Bradford Memorial QTIS Three-Years-Old  
Handicap - 1350m  
07 February 2026 - 15:47  
Track Rating: Good 4, Weather: Fine, Rail Position: True Entire  
Circuit



Section	Overall	1200m	1000m	800m	600m	400m	200m						
Section Times	1:19.37 [3] (0:10.88)	1:08.49 [2] (0:10.84)	0:57.65 [5] (0:11.20)	0:46.45 [5] (0:11.51)	0:34.94 [4] (0:11.64)	0:23.30 [3] (0:11.35)	0:11.95 [2] (0:11.95)						
Average Speed [km/h]	49.8	66.4	64.5	62.5	61.0	63.0	60.5						
Top Speed [km/h]	65.5	68.4	66.4	63.3	62.2	64.1	62.8						
Avg. Dist. to Rail [m]	3.5	0.8	0.7	0.2	1.9	1.6	0.6						
Avg. Stride Freq. [Hz]	2.3	2.3	2.2	2.2	2.2	2.2	2.2						
Avg. Stride Length [m]	6.0	7.5	7.8	7.8	7.7	7.8	7.5						



- [ ] Ranking at each section and finish
- .-.-.- No data available at this section
- NA No data available



Horse/Jockey Name	Wootten Hyde
Final Rank	4
Fastest Section Time (Section)	0:10.63 (1200m)
Top Speed [km/h] (Section)	68.8 (1200m)
Race State	Finished

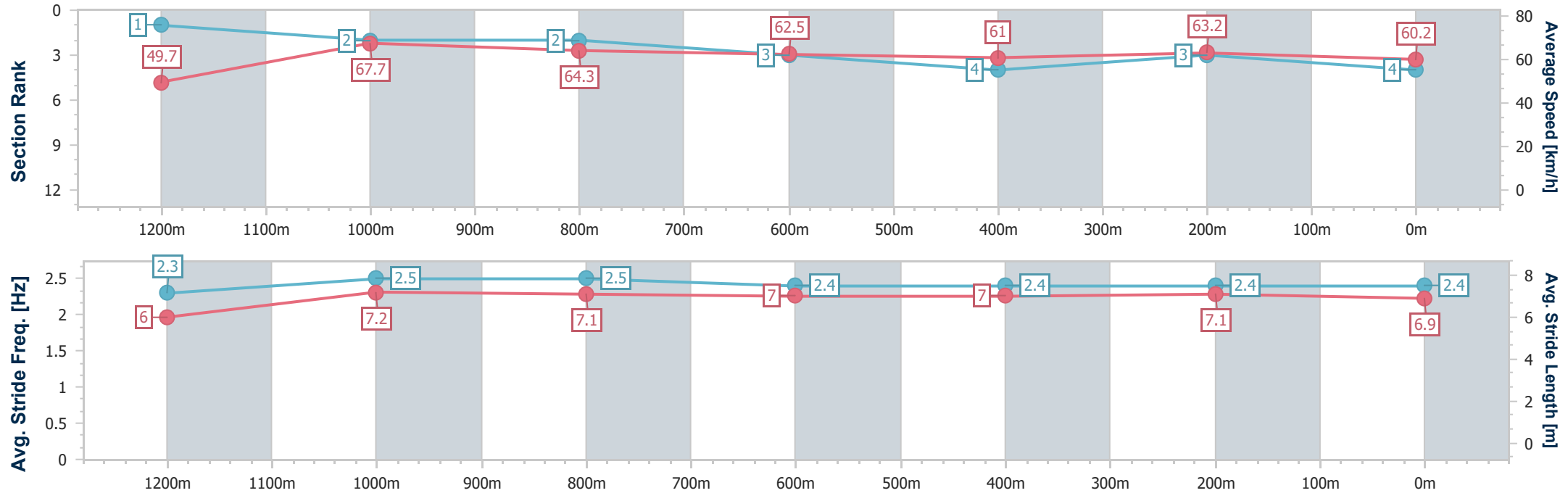


DoombenProfessional  
Race 7: Sandi Bradford Memorial QTIS Three-Years-Old  
Handicap - 1350m  
07 February 2026 - 15:47  
Track Rating: Good 4, Weather: Fine, Rail Position: True Entire  
Circuit



BRISBANE  
RACING CLUB

Section	Overall	1200m	1000m	800m	600m	400m	200m						
Section Times	1:19.47 [4] (0:10.87)	1:08.60 [1] (0:10.63)	0:57.97 [2] (0:11.23)	0:46.74 [2] (0:11.60)	0:35.14 [3] (0:11.77)	0:23.37 [4] (0:11.40)	0:11.97 [3] (0:11.97)						
Average Speed [km/h]	49.7	67.7	64.3	62.5	61.0	63.2	60.2						
Top Speed [km/h]	66.8	68.8	66.5	63.6	61.8	64.8	62.3						
Avg. Dist. to Rail [m]	8.3	4.1	2.1	0.8	0.4	1.2	2.8						
Avg. Stride Freq. [Hz]	2.3	2.5	2.5	2.4	2.4	2.4	2.4						
Avg. Stride Length [m]	6.0	7.2	7.1	7.0	7.0	7.1	6.9						





Horse/Jockey Name	I'lltellyoutonight
Final Rank	5
Fastest Section Time (Section)	0:10.91 (1200m)
Top Speed [km/h] (Section)	66.8 (1200m)
Race State	Finished

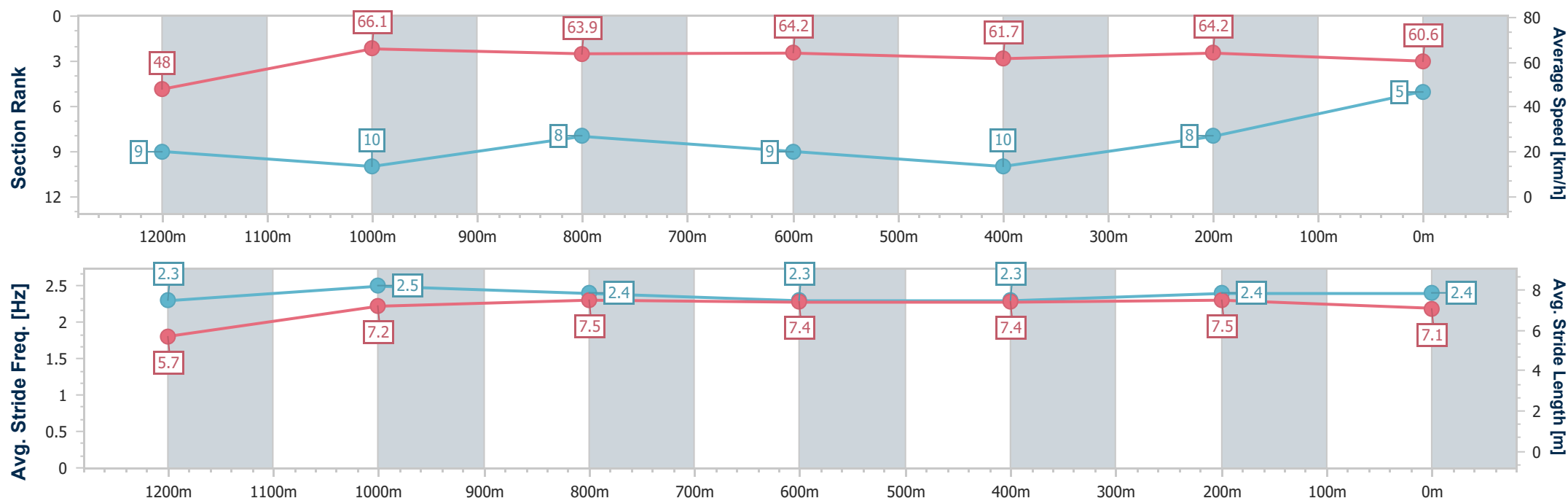


**DoombenProfessional**  
**Race 7: Sandi Bradford Memorial QTIS Three-Years-Old**  
**Handicap - 1350m**  
**07 February 2026 - 15:47**  
**Track Rating: Good 4, Weather: Fine, Rail Position: True Entire**  
**Circuit**



**BRISBANE**  
RACING CLUB

Section	Overall	1200m	1000m	800m	600m	400m	200m						
Section Times	1:19.68 [5] (0:11.25)	1:08.43 [9] (0:10.91)	0:57.52 [10] (0:11.27)	0:46.25 [8] (0:11.31)	0:34.94 [9] (0:11.81)	0:23.13 [10] (0:11.25)	0:11.88 [8] (0:11.88)						
Average Speed [km/h]	48.0	66.1	63.9	64.2	61.7	64.2	60.6						
Top Speed [km/h]	64.9	66.8	65.9	65.0	63.5	66.4	63.7						
Avg. Dist. to Rail [m]	11.3	4.0	2.0	1.1	1.8	3.6	5.1						
Avg. Stride Freq. [Hz]	2.3	2.5	2.4	2.3	2.3	2.4	2.4						
Avg. Stride Length [m]	5.7	7.2	7.5	7.4	7.4	7.5	7.1						





Horse/Jockey Name	The Torque Xpress
Final Rank	6
Fastest Section Time (Section)	0:10.89 (1200m)
Top Speed [km/h] (Section)	67.4 (1200m)
Race State	Finished

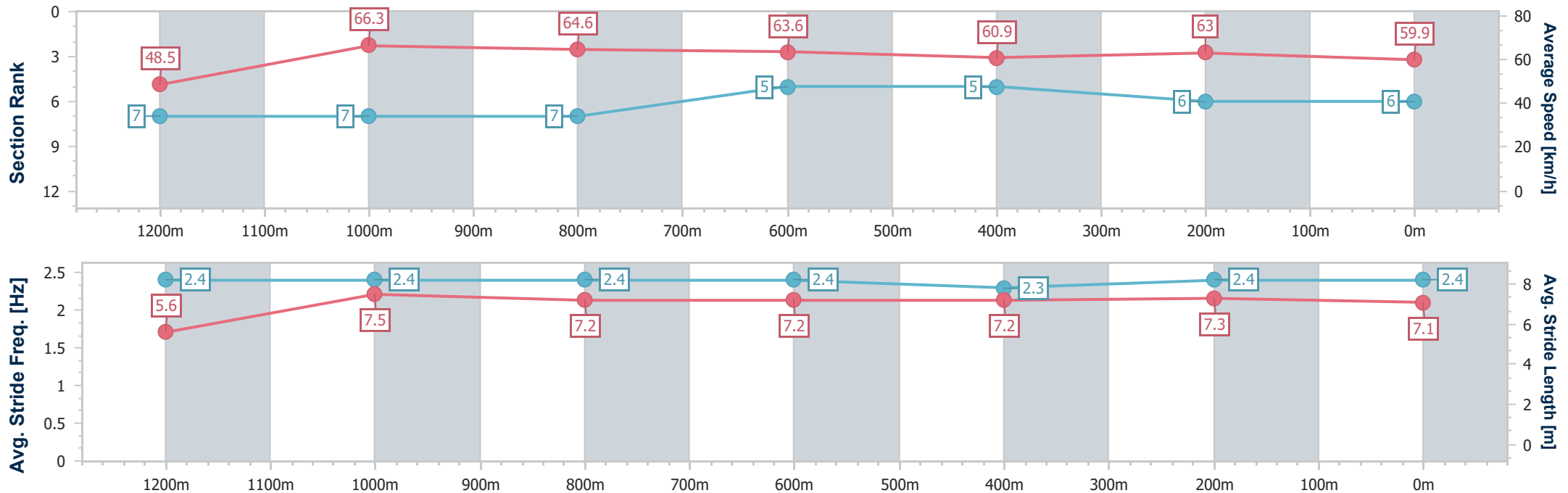


**DoombenProfessional**  
**Race 7: Sandi Bradford Memorial QTIS Three-Years-Old Handicap - 1350m**  
**07 February 2026 - 15:47**  
**Track Rating: Good 4, Weather: Fine, Rail Position: True Entire Circuit**



**BRISBANE**  
RACING CLUB

Section	Overall	1200m	1000m	800m	600m	400m	200m						
Section Times	1:19.69 [6] (0:11.12)	1:08.57 [7] (0:10.89)	0:57.68 [7] (0:11.14)	0:46.54 [7] (0:11.35)	0:35.19 [5] (0:11.74)	0:23.45 [5] (0:11.40)	0:12.05 [6] (0:12.05)						
Average Speed [km/h]	48.5	66.3	64.6	63.6	60.9	63.0	59.9						
Top Speed [km/h]	65.2	67.4	66.0	64.8	62.3	64.4	61.7						
Avg. Dist. to Rail [m]	2.8	1.0	0.8	0.1	0.7	1.0	2.2						
Avg. Stride Freq. [Hz]	2.4	2.4	2.4	2.4	2.3	2.4	2.4						
Avg. Stride Length [m]	5.6	7.5	7.2	7.2	7.2	7.3	7.1						





Horse/Jockey Name	Constellation
Final Rank	7
Fastest Section Time (Section)	0:10.73 (1200m)
Top Speed [km/h] (Section)	68.0 (1200m)
Race State	Finished

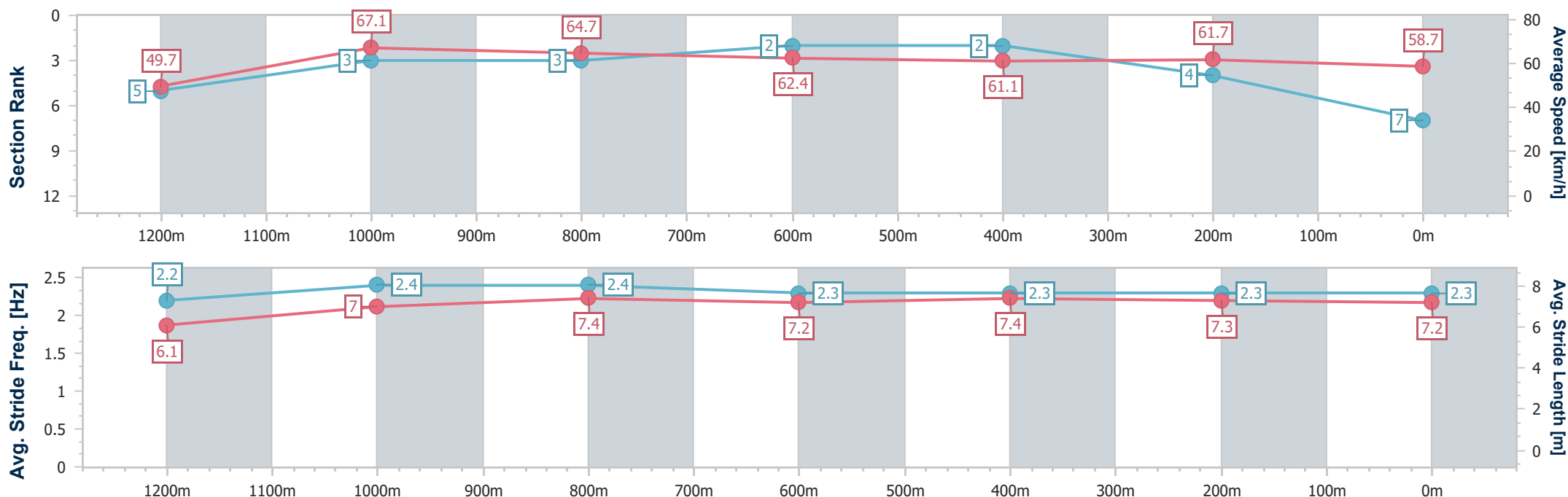


**DoombenProfessional**  
**Race 7: Sandi Bradford Memorial QTIS Three-Years-Old Handicap - 1350m**  
**07 February 2026 - 15:47**  
**Track Rating: Good 4, Weather: Fine, Rail Position: True Entire Circuit**



**BRISBANE**  
RACING CLUB

Section	Overall	1200m	1000m	800m	600m	400m	200m						
Section Times	1:19.78 [7] (0:10.94)	1:08.84 [5] (0:10.73)	0:58.11 [3] (0:11.08)	0:47.03 [3] (0:11.46)	0:35.57 [2] (0:11.65)	0:23.92 [2] (0:11.68)	0:12.24 [4] (0:12.24)						
Average Speed [km/h]	49.7	67.1	64.7	62.4	61.1	61.7	58.7						
Top Speed [km/h]	67.5	68.0	67.1	63.4	61.9	62.0	61.4						
Avg. Dist. to Rail [m]	5.8	1.1	0.5	1.5	1.7	0.9	1.9						
Avg. Stride Freq. [Hz]	2.2	2.4	2.4	2.3	2.3	2.3	2.3						
Avg. Stride Length [m]	6.1	7.0	7.4	7.2	7.4	7.3	7.2						





Horse/Jockey Name	Silver Smash
Final Rank	8
Fastest Section Time (Section)	0:10.68 (1200m)
Top Speed [km/h] (Section)	68.4 (1200m)
Race State	Finished

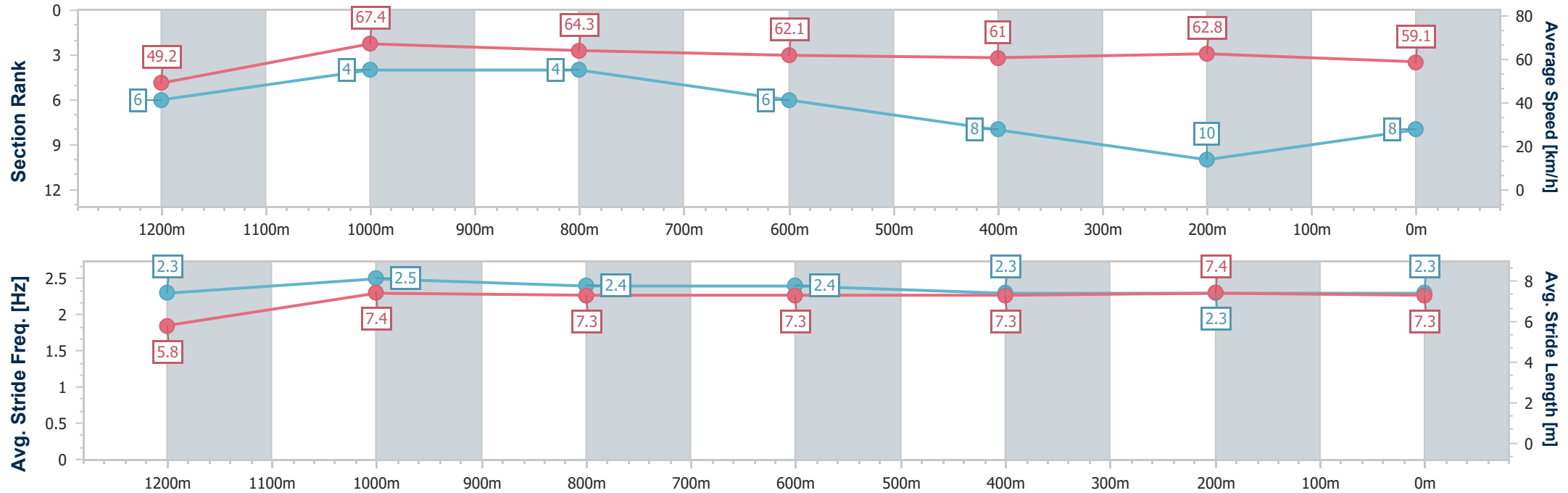


DoombenProfessional  
Race 7: Sandi Bradford Memorial QTIS Three-Years-Old  
Handicap - 1350m  
07 February 2026 - 15:47  
Track Rating: Good 4, Weather: Fine, Rail Position: True Entire  
Circuit



BRISBANE  
RACING CLUB

Section	Overall	1200m	1000m	800m	600m	400m	200m						
Section Times	1:20.08 [8] (0:11.00)	1:09.08 [6] (0:10.68)	0:58.40 [4] (0:11.21)	0:47.19 [4] (0:11.69)	0:35.50 [6] (0:11.86)	0:23.64 [8] (0:11.49)	0:12.15 [10] (0:12.15)						
Average Speed [km/h]	49.2	67.4	64.3	62.1	61.0	62.8	59.1						
Top Speed [km/h]	67.2	68.4	66.6	63.1	61.9	64.8	63.0						
Avg. Dist. to Rail [m]	4.5	1.4	0.6	1.3	0.9	1.1	3.1						
Avg. Stride Freq. [Hz]	2.3	2.5	2.4	2.4	2.3	2.3	2.3						
Avg. Stride Length [m]	5.8	7.4	7.3	7.3	7.3	7.4	7.3						





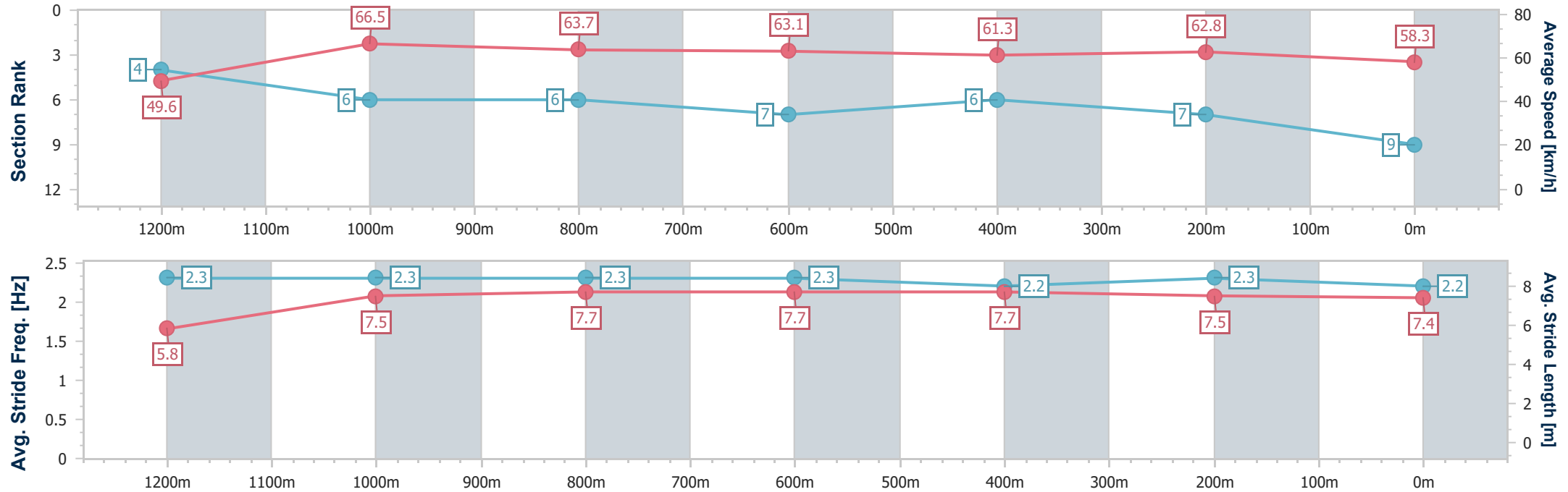
Horse/Jockey Name	Norty Forty
Final Rank	9
Fastest Section Time (Section)	0:10.83 (1200m)
Top Speed [km/h] (Section)	67.4 (1200m)
Race State	Finished



DoombenProfessional  
Race 7: Sandi Bradford Memorial QTIS Three-Years-Old  
Handicap - 1350m  
07 February 2026 - 15:47  
Track Rating: Good 4, Weather: Fine, Rail Position: True Entire  
Circuit



Section	Overall	1200m	1000m	800m	600m	400m	200m						
Section Times	1:20.08 [9] (0:10.92)	1:09.16 [4] (0:10.83)	0:58.33 [6] (0:11.37)	0:46.96 [6] (0:11.46)	0:35.50 [7] (0:11.73)	0:23.77 [6] (0:11.45)	0:12.32 [7] (0:12.32)						
Average Speed [km/h]	49.6	66.5	63.7	63.1	61.3	62.8	58.3						
Top Speed [km/h]	67.0	67.4	65.5	64.2	62.6	63.9	62.2						
Avg. Dist. to Rail [m]	10.5	6.0	2.9	0.9	0.5	1.6	4.1						
Avg. Stride Freq. [Hz]	2.3	2.3	2.3	2.3	2.2	2.3	2.2						
Avg. Stride Length [m]	5.8	7.5	7.7	7.7	7.7	7.5	7.4						



[ ] Ranking at each section and finish  
-.-.- No data available at this section  
NA No data available



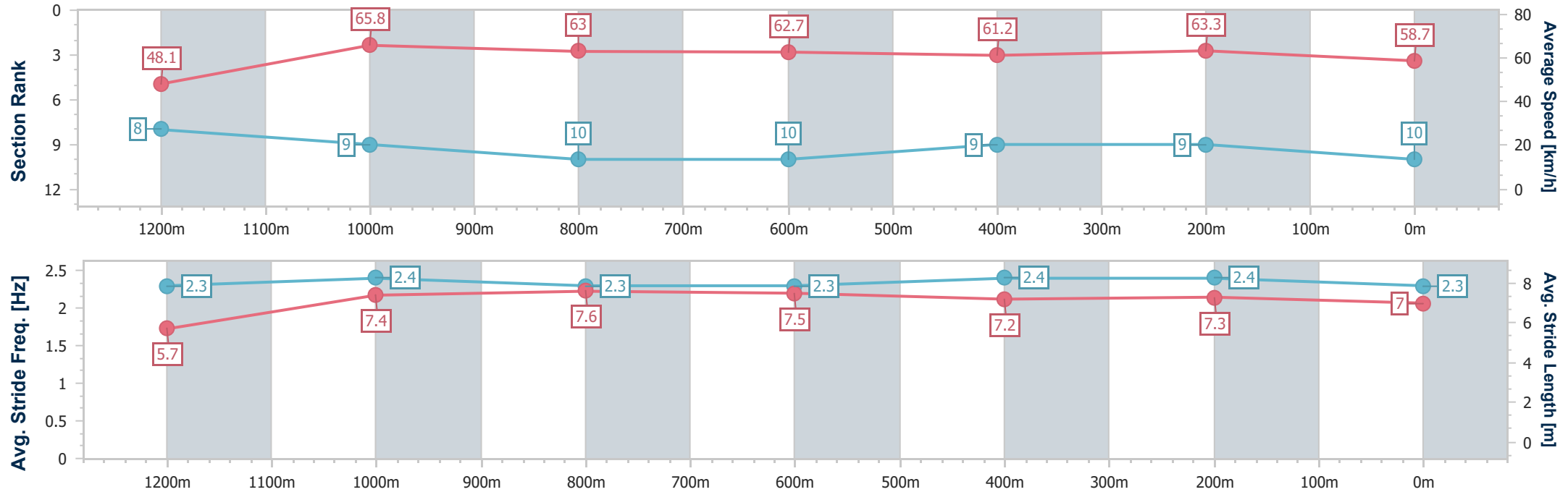
Horse/Jockey Name	Betterlucknexttime
Final Rank	10
Fastest Section Time (Section)	0:10.97 (1200m)
Top Speed [km/h] (Section)	67.6 (1200m)
Race State	Finished



DoombenProfessional  
Race 7: Sandi Bradford Memorial QTIS Three-Years-Old  
Handicap - 1350m  
07 February 2026 - 15:47  
Track Rating: Good 4, Weather: Fine, Rail Position: True Entire  
Circuit



Section	Overall	1200m	1000m	800m	600m	400m	200m						
Section Times	1:20.20 [10] (0:11.19)	1:09.01 [8] (0:10.97)	0:58.04 [9] (0:11.32)	0:46.72 [10] (0:11.28)	0:35.44 [10] (0:11.75)	0:23.69 [9] (0:11.41)	0:12.28 [9] (0:12.28)						
Average Speed [km/h]	48.1	65.8	63.0	62.7	61.2	63.3	58.7						
Top Speed [km/h]	65.2	67.6	64.3	63.6	62.5	64.2	61.9						
Avg. Dist. to Rail [m]	6.6	1.1	1.7	3.4	1.0	3.7	7.6						
Avg. Stride Freq. [Hz]	2.3	2.4	2.3	2.3	2.4	2.4	2.3						
Avg. Stride Length [m]	5.7	7.4	7.6	7.5	7.2	7.3	7.0						





# DoombenProfessional

## Race 8: XXXX No Metro Wins Handicap - 1200m

07 February 2026 - 16:27



BRISBANE  
RACING CLUB

Track Rating: Good 4, Weather: Fine, Rail Position: True Entire Circuit

Section						Overall	1000m	800m	600m	400m	200m	Last 600m		
Field Times						1:09.03 (0:13.02)	0:56.01 (0:10.61)	0:45.40 (0:11.23)	0:34.17 (0:11.47)	0:22.70 (0:11.11)	0:11.59 (0:11.59)	0:34.17		
Rank	TAB	Horse/Jockey	Barrier	Top Speed [km/h]	Fastest Section							Margin	Distance Travelled [m]	
1	22	SUPER ZAMBONI	13	68.7	0:10.79	1:09.03 [1]	0:55.13 [11]	0:44.33 [10]	0:33.47 [10]	0:22.24 [10]	0:11.45 [5]	1:09.03	0:33.47	
		Montana Philpot		400m	400m	(0:13.90)	(0:10.80)	(0:10.86)	(0:11.23)	(0:10.79)	(0:11.45)			
2	12	PARTY SPIRIT	12	70.4	0:10.57	1:09.05 [2]	0:55.43 [8]	0:44.86 [7]	0:33.85 [6]	0:22.55 [6]	0:11.53 [3]	0.09L	0:33.85	-13
		Ben Thompson		1000m	1000m	(0:13.62)	(0:10.57)	(0:11.01)	(0:11.30)	(0:11.02)	(0:11.53)			
3	16	BREAK FREE	11	69.0	0:10.58	1:09.25 [3]	0:55.27 [12]	0:44.27 [13]	0:33.28 [13]	0:22.04 [13]	0:11.46 [10]	1.28L	0:33.28	-7
		Daniel Moor		400m	400m	(0:13.98)	(0:11.00)	(0:10.99)	(0:11.24)	(0:10.58)	(0:11.46)			
4	2	SCUD	7	67.8	0:10.89	1:09.27 [4]	0:55.44 [10]	0:44.55 [11]	0:33.46 [11]	0:22.18 [11]	0:11.29 [12]	1.36L	0:33.46	-6
		Jasper Franklin		1000m	1000m	(0:13.83)	(0:10.89)	(0:11.09)	(0:11.28)	(0:10.89)	(0:11.29)			
5	11	LAYDOWNLILY	2	69.4	0:10.66	1:09.29 [5]	0:56.09 [4]	0:45.43 [4]	0:34.25 [3]	0:22.90 [3]	0:11.71 [6]	1.51L	0:34.25	-9
		Tiffani Brooker		1000m	1000m	(0:13.20)	(0:10.66)	(0:11.18)	(0:11.35)	(0:11.19)	(0:11.71)			
6	13	STREAK OF WINNING	8	67.5	0:10.83	1:09.29 [6]	0:55.56 [9]	0:44.73 [9]	0:33.75 [9]	0:22.59 [7]	0:11.54 [9]	1.52L	0:33.75	-12
		Cejay Graham		1000m	1000m	(0:13.73)	(0:10.83)	(0:10.98)	(0:11.16)	(0:11.05)	(0:11.54)			
7	5	LOST HIS BEANS	6	67.4	0:10.80	1:09.33 [7]	0:55.77 [7]	0:44.97 [8]	0:33.88 [8]	0:22.54 [9]	0:11.60 [8]	1.72L	0:33.88	-9
		Andrew Mallyon		1000m	1000m	(0:13.56)	(0:10.80)	(0:11.09)	(0:11.34)	(0:10.94)	(0:11.60)			
8	20	ZOUFANI	10	70.3	0:10.53	1:09.37 [8]	0:56.18 [3]	0:45.65 [2]	0:34.46 [2]	0:22.90 [4]	0:11.82 [4]	2L	0:34.46	+0
		Angela Jones		1000m	1000m	(0:13.19)	(0:10.53)	(0:11.19)	(0:11.56)	(0:11.08)	(0:11.82)			
9	1	TALTARNI FIELDS	1	69.6	0:10.61	1:09.41 [9]	0:56.39 [1]	0:45.78 [1]	0:34.55 [1]	0:23.08 [1]	0:11.97 [1]	2.18L	0:34.55	-6
		Corey Sutherland		1000m	1000m	(0:13.02)	(0:10.61)	(0:11.23)	(0:11.47)	(0:11.11)	(0:11.97)			
10	8	REVOLT	3	69.7	0:10.72	1:09.56 [10]	0:56.42 [2]	0:45.70 [5]	0:34.51 [4]	0:23.21 [2]	0:12.06 [2]	3.11L	0:34.51	-10
		Cody Collis		1000m	1000m	(0:13.14)	(0:10.72)	(0:11.19)	(0:11.30)	(0:11.15)	(0:12.06)			

Scratched: Mean Approach (#6), Resurrected (#7), Bold Julius (#10), Boom Shot (#14), Runwiththetide (#15), Alpha Bravo (#19), Bravely (#21), Invahir (#3), King Jester (#17), Track Tale (#4)

Report Created: Sat 7 February 2026 17:05 GMT+1 (Note: Timing is based on position data)

Page 1/15

[ ] Ranking at each section and finish  
-:-:- No data available at this section  
NA No data available

SCN Saddle cloth number  
DNF Did not finish  
DNT Did not track

data processed by  TRIPLESDATA



## DoombenProfessional

### Race 8: XXXX No Metro Wins Handicap - 1200m

07 February 2026 - 16:27



BRISBANE  
RACING CLUB

Track Rating: Good 4, Weather: Fine, Rail Position: True Entire Circuit

Section						Overall	1000m	800m	600m	400m	200m	Last 600m		
Field Times						1:09.03 (0:13.02)	0:56.01 (0:10.61)	0:45.40 (0:11.23)	0:34.17 (0:11.47)	0:22.70 (0:11.11)	0:11.59 (0:11.59)	0:34.17		
Rank	TAB	Horse/Jockey	Barrier	Top Speed [km/h]	Fastest Section							Margin	Distance Travelled [m]	
11	18	PETITE PALACE	5	69.6	0:10.62	1:09.60 [11]	0:56.37 [5]	0:45.75 [3]	0:34.50 [5]	0:23.13 [5]	0:11.99 [7]	3.31L	0:34.50	-4
		Mark Du Plessis		1000m	1000m	(0:13.23)	(0:10.62)	(0:11.25)	(0:11.37)	(0:11.14)	(0:11.99)			
12	9	TAMBO'S JUSTICE	9	69.4	0:10.83	1:09.60 [12]	0:56.32 [6]	0:45.49 [6]	0:34.23 [7]	0:22.85 [8]	0:11.66 [11]	3.32L	0:34.23	-5
		Emily Lang		1000m	1000m	(0:13.28)	(0:10.83)	(0:11.26)	(0:11.38)	(0:11.19)	(0:11.66)			
13	23	BRING ME SAKI	14	67.6	0:10.89	1:09.84 [13]	0:55.78 [13]	0:44.89 [12]	0:33.95 [12]	0:22.66 [12]	0:11.72 [13]	4.73L	0:33.95	-3
		Tahlia Fenlon		1000m	1000m	(0:14.06)	(0:10.89)	(0:10.94)	(0:11.29)	(0:10.94)	(0:11.72)			

Scratched: Mean Approach (#6), Resurrected (#7), Bold Julius (#10), Boom Shot (#14), Runwiththetide (#15), Alpha Bravo (#19), Bravely (#21), Invahir (#3), King Jester (#17), Track Tale (#4)



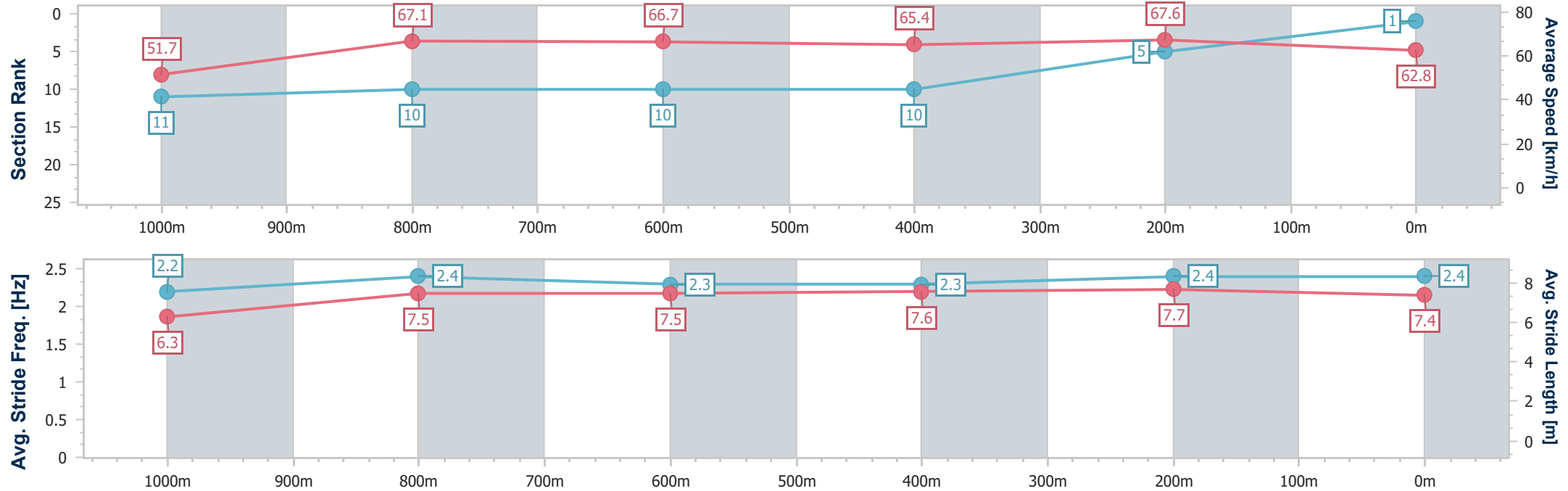
Horse/Jockey Name	Super Zamboni
Final Rank	1
Fastest Section Time (Section)	0:10.79 (400m)
Top Speed [km/h] (Section)	68.7 (400m)
Race State	Finished



DoombenProfessional  
Race 8: XXXX No Metro Wins Handicap - 1200m  
07 February 2026 - 16:27  
Track Rating: Good 4, Weather: Fine, Rail Position: True Entire Circuit



Section	Overall	1000m	800m	600m	400m	200m							
Section Times	1:09.03 [1] (0:13.90)	0:55.13 [11] (0:10.80)	0:44.33 [10] (0:10.86)	0:33.47 [10] (0:11.23)	0:22.24 [10] (0:10.79)	0:11.45 [5] (0:11.45)							
Average Speed [km/h]	51.7	67.1	66.7	65.4	67.6	62.8							
Top Speed [km/h]	66.8	68.1	68.3	66.2	68.7	66.8							
Avg. Dist. to Rail [m]	7.8	1.7	1.7	3.1	6.2	8.7							
Avg. Stride Freq. [Hz]	2.2	2.4	2.3	2.3	2.4	2.4							
Avg. Stride Length [m]	6.3	7.5	7.5	7.6	7.7	7.4							



[ ] Ranking at each section and finish  
- - - - No data available at this section  
NA No data available



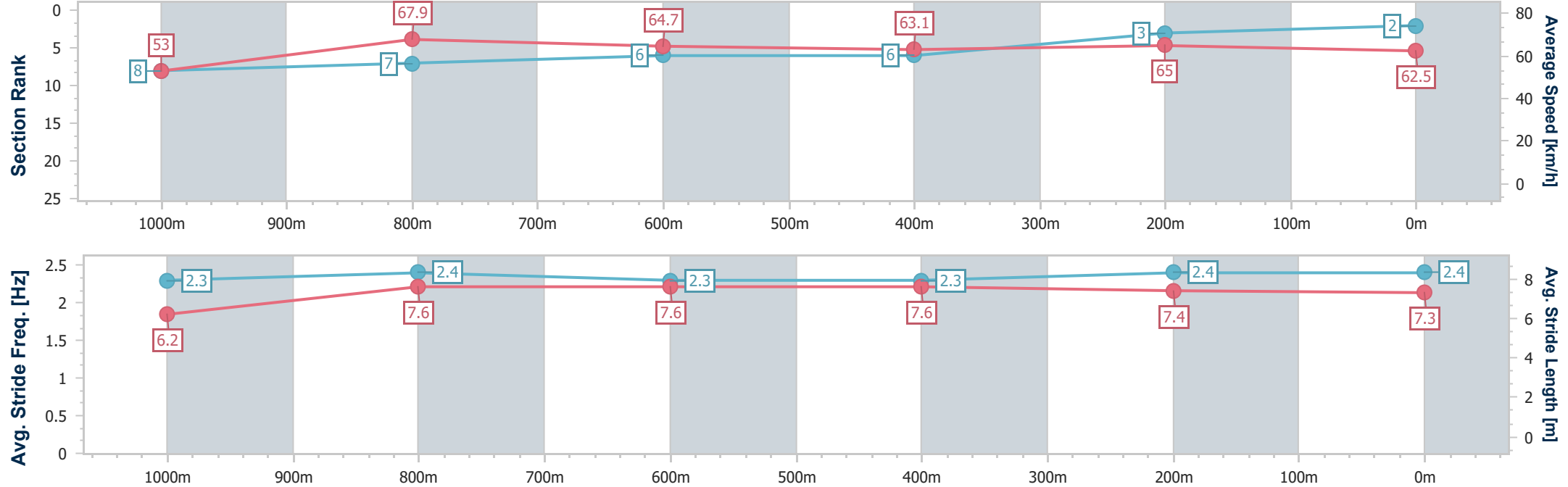
Horse/Jockey Name	Party Spirit
Final Rank	2
Fastest Section Time (Section)	0:10.57 (1000m)
Top Speed [km/h] (Section)	70.4 (1000m)
Race State	Finished



DoombenProfessional  
Race 8: XXXX No Metro Wins Handicap - 1200m  
07 February 2026 - 16:27  
Track Rating: Good 4, Weather: Fine, Rail Position: True Entire Circuit



Section	Overall	1000m	800m	600m	400m	200m								
Section Times	1:09.05 [2] (0:13.62)	0:55.43 [8] (0:10.57)	0:44.86 [7] (0:11.01)	0:33.85 [6] (0:11.30)	0:22.55 [6] (0:11.02)	0:11.53 [3] (0:11.53)								
Average Speed [km/h]	53.0	67.9	64.7	63.1	65.0	62.5								
Top Speed [km/h]	67.3	70.4	65.6	63.7	66.2	65.3								
Avg. Dist. to Rail [m]	7.8	0.8	2.0	1.9	1.1	1.7								
Avg. Stride Freq. [Hz]	2.3	2.4	2.3	2.3	2.4	2.4								
Avg. Stride Length [m]	6.2	7.6	7.6	7.6	7.4	7.3								



[ ] Ranking at each section and finish  
-.-.- No data available at this section  
NA No data available



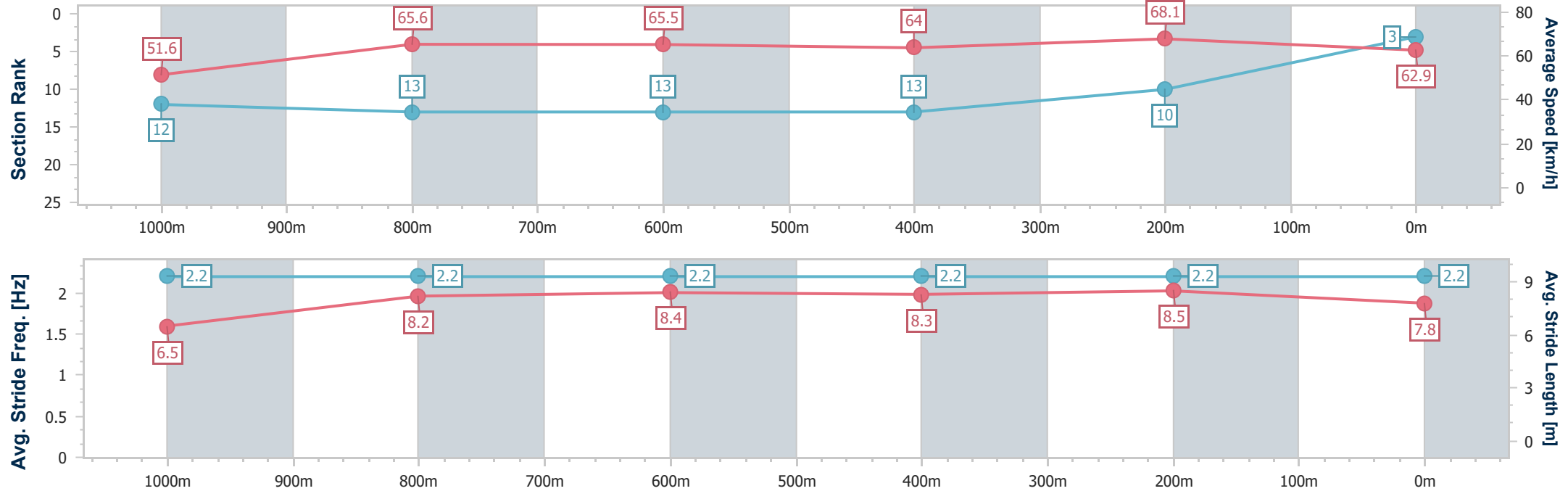
Horse/Jockey Name	Break Free
Final Rank	3
Fastest Section Time (Section)	0:10.58 (400m)
Top Speed [km/h] (Section)	69.0 (400m)
Race State	Finished



DoombenProfessional  
Race 8: XXXX No Metro Wins Handicap - 1200m  
07 February 2026 - 16:27  
Track Rating: Good 4, Weather: Fine, Rail Position: True Entire Circuit



Section	Overall	1000m	800m	600m	400m	200m								
Section Times	1:09.25 [3] (0:13.98)	0:55.27 [12] (0:11.00)	0:44.27 [13] (0:10.99)	0:33.28 [13] (0:11.24)	0:22.04 [13] (0:10.58)	0:11.46 [10] (0:11.46)								
Average Speed [km/h]	51.6	65.6	65.5	64.0	68.1	62.9								
Top Speed [km/h]	64.4	67.7	66.7	65.7	69.0	66.9								
Avg. Dist. to Rail [m]	6.6	1.2	0.1	0.3	0.5	1.6								
Avg. Stride Freq. [Hz]	2.2	2.2	2.2	2.2	2.2	2.2								
Avg. Stride Length [m]	6.5	8.2	8.4	8.3	8.5	7.8								



[ ] Ranking at each section and finish  
-.-.- No data available at this section  
NA No data available



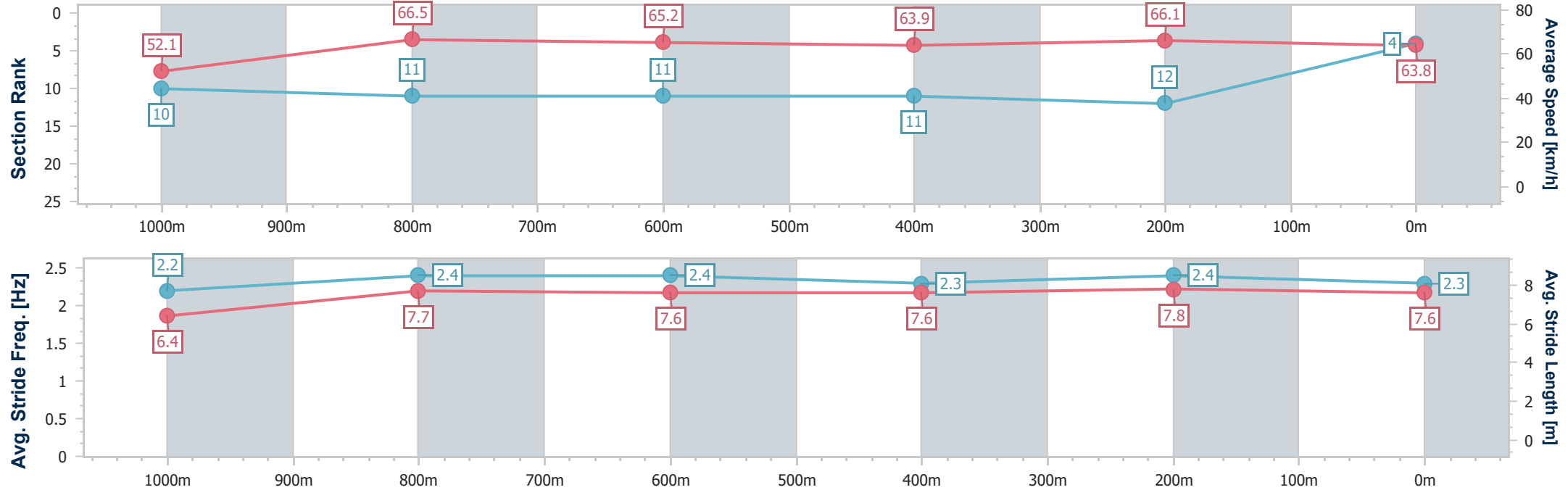
Horse/Jockey Name	Scud
Final Rank	4
Fastest Section Time (Section)	0:10.89 (1000m)
Top Speed [km/h] (Section)	67.8 (1000m)
Race State	Finished



DoombenProfessional  
Race 8: XXXX No Metro Wins Handicap - 1200m  
07 February 2026 - 16:27  
Track Rating: Good 4, Weather: Fine, Rail Position: True Entire Circuit



Section	Overall	1000m	800m	600m	400m	200m							
Section Times	1:09.27 [4] (0:13.83)	0:55.44 [10] (0:10.89)	0:44.55 [11] (0:11.09)	0:33.46 [11] (0:11.28)	0:22.18 [11] (0:10.89)	0:11.29 [12] (0:11.29)							
Average Speed [km/h]	52.1	66.5	65.2	63.9	66.1	63.8							
Top Speed [km/h]	65.8	67.8	66.5	65.5	67.7	65.4							
Avg. Dist. to Rail [m]	4.1	1.3	1.0	0.6	1.9	5.5							
Avg. Stride Freq. [Hz]	2.2	2.4	2.4	2.3	2.4	2.3							
Avg. Stride Length [m]	6.4	7.7	7.6	7.6	7.8	7.6							



[ ] Ranking at each section and finish  
- - - - No data available at this section  
NA No data available



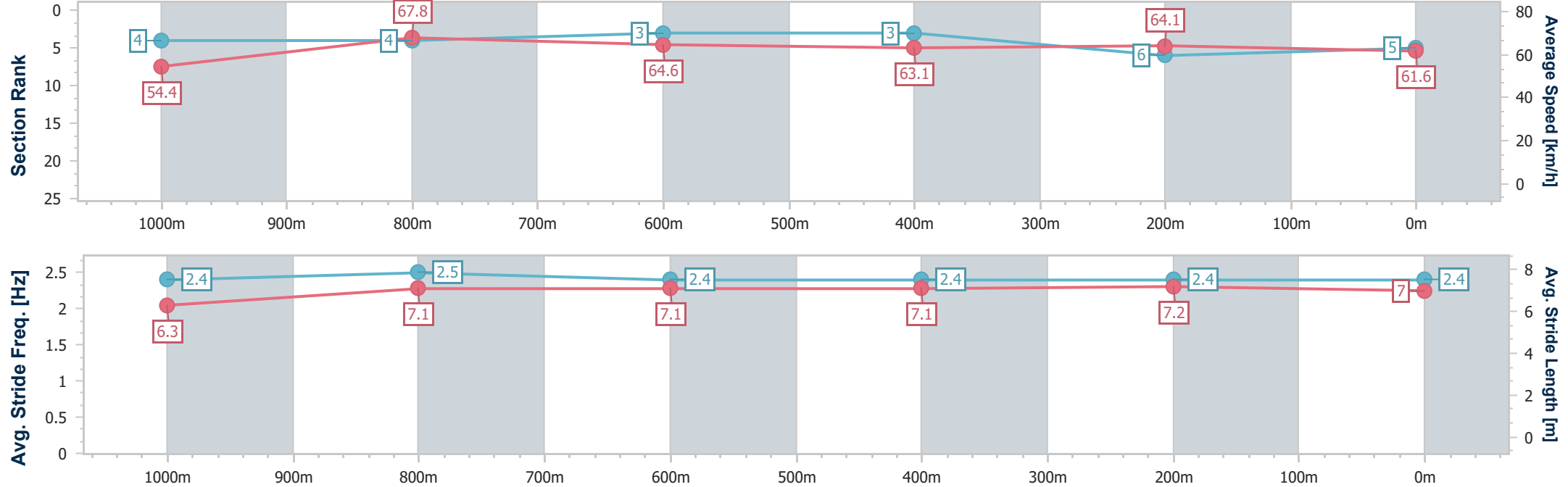
Horse/Jockey Name	Laydownlily
Final Rank	5
Fastest Section Time (Section)	0:10.66 (1000m)
Top Speed [km/h] (Section)	69.4 (1000m)
Race State	Finished



DoombenProfessional  
Race 8: XXXX No Metro Wins Handicap - 1200m  
07 February 2026 - 16:27  
Track Rating: Good 4, Weather: Fine, Rail Position: True Entire Circuit



Section	Overall	1000m	800m	600m	400m	200m							
Section Times	1:09.29 [5] (0:13.20)	0:56.09 [4] (0:10.66)	0:45.43 [4] (0:11.18)	0:34.25 [3] (0:11.35)	0:22.90 [3] (0:11.19)	0:11.71 [6] (0:11.71)							
Average Speed [km/h]	54.4	67.8	64.6	63.1	64.1	61.6							
Top Speed [km/h]	68.8	69.4	66.3	64.4	64.6	63.9							
Avg. Dist. to Rail [m]	1.4	0.7	0.5	0.8	1.7	1.5							
Avg. Stride Freq. [Hz]	2.4	2.5	2.4	2.4	2.4	2.4							
Avg. Stride Length [m]	6.3	7.1	7.1	7.1	7.2	7.0							



[ ] Ranking at each section and finish  
-.-.- No data available at this section  
NA No data available



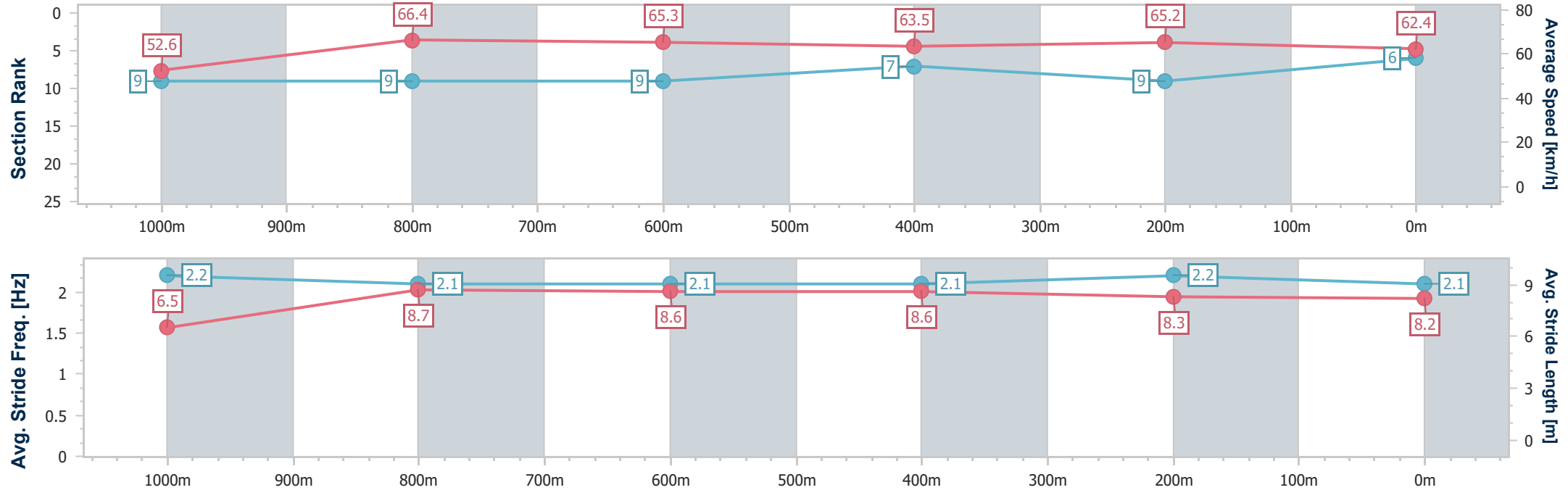
Horse/Jockey Name	Streak Of Winning
Final Rank	6
Fastest Section Time (Section)	0:10.83 (1000m)
Top Speed [km/h] (Section)	67.5 (1000m)
Race State	Finished



DoombenProfessional  
Race 8: XXXX No Metro Wins Handicap - 1200m  
07 February 2026 - 16:27  
Track Rating: Good 4, Weather: Fine, Rail Position: True Entire Circuit



Section	Overall	1000m	800m	600m	400m	200m								
Section Times	1:09.29 [6] (0:13.73)	0:55.56 [9] (0:10.83)	0:44.73 [9] (0:10.98)	0:33.75 [9] (0:11.16)	0:22.59 [7] (0:11.05)	0:11.54 [9] (0:11.54)								
Average Speed [km/h]	52.6	66.4	65.3	63.5	65.2	62.4								
Top Speed [km/h]	67.2	67.5	66.9	64.7	66.3	64.8								
Avg. Dist. to Rail [m]	4.4	1.4	1.3	2.6	1.9	5.9								
Avg. Stride Freq. [Hz]	2.2	2.1	2.1	2.1	2.2	2.1								
Avg. Stride Length [m]	6.5	8.7	8.6	8.6	8.3	8.2								





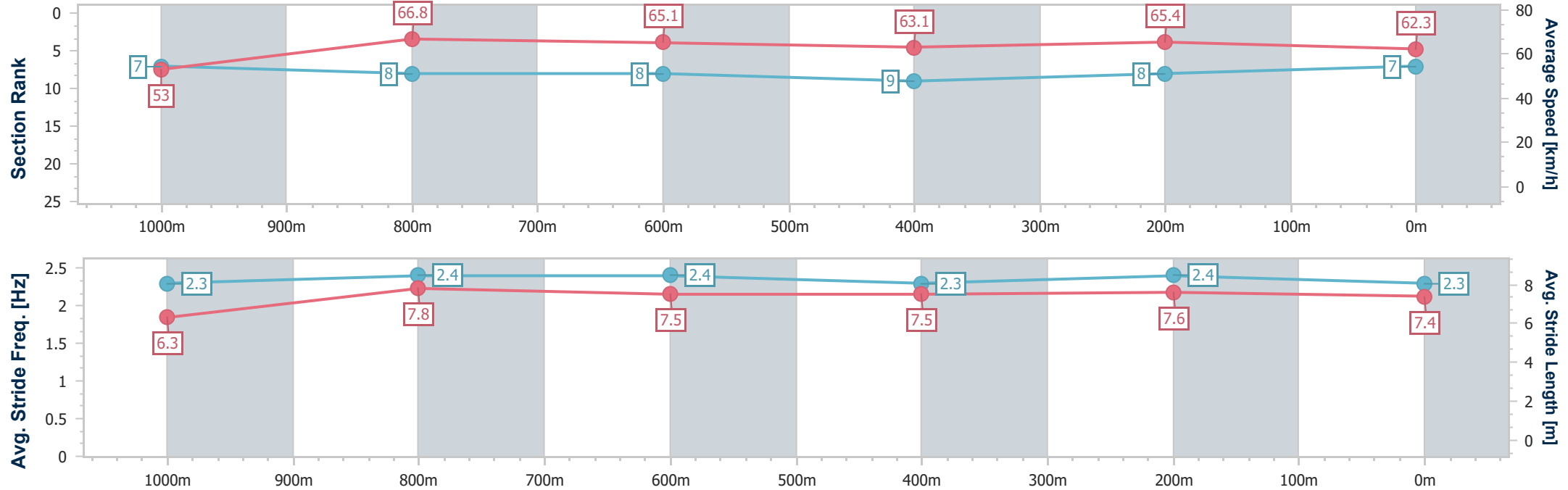
Horse/Jockey Name	Lost His Beans
Final Rank	7
Fastest Section Time (Section)	0:10.80 (1000m)
Top Speed [km/h] (Section)	67.4 (1000m)
Race State	Finished



DoombenProfessional  
Race 8: XXXX No Metro Wins Handicap - 1200m  
07 February 2026 - 16:27  
Track Rating: Good 4, Weather: Fine, Rail Position: True Entire Circuit



Section	Overall	1000m	800m	600m	400m	200m								
Section Times	1:09.33 [7] (0:13.56)	0:55.77 [7] (0:10.80)	0:44.97 [8] (0:11.09)	0:33.88 [8] (0:11.34)	0:22.54 [9] (0:10.94)	0:11.60 [8] (0:11.60)								
Average Speed [km/h]	53.0	66.8	65.1	63.1	65.4	62.3								
Top Speed [km/h]	67.0	67.4	66.6	64.2	66.7	64.7								
Avg. Dist. to Rail [m]	2.8	0.4	0.9	1.2	1.5	2.8								
Avg. Stride Freq. [Hz]	2.3	2.4	2.4	2.3	2.4	2.3								
Avg. Stride Length [m]	6.3	7.8	7.5	7.5	7.6	7.4								





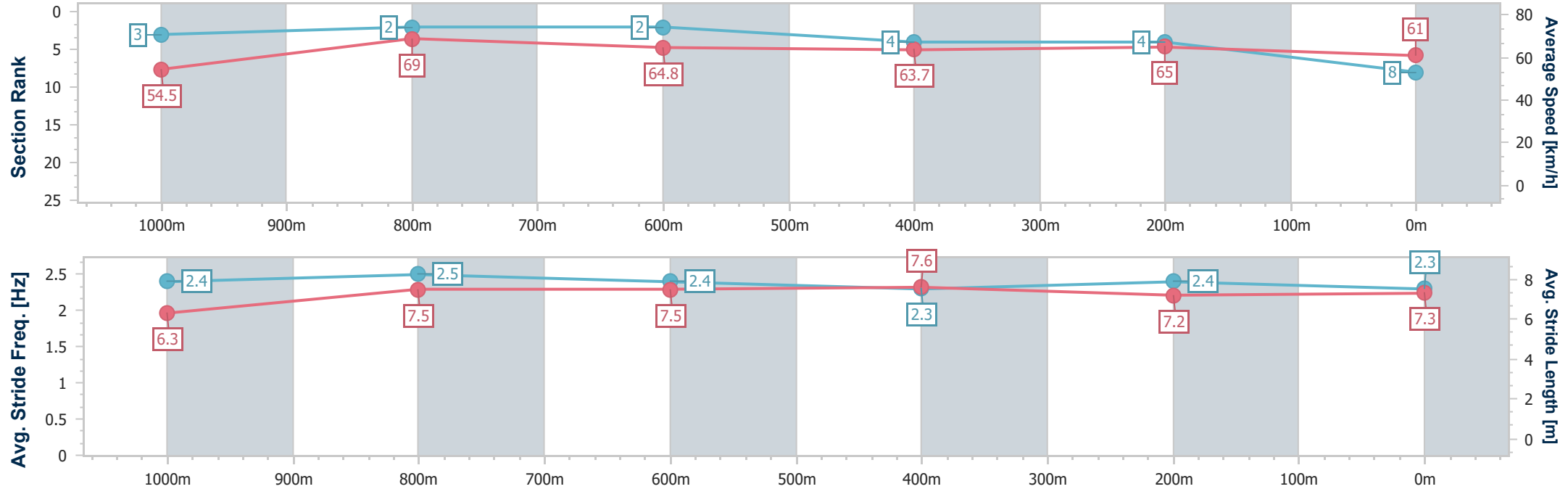
Horse/Jockey Name	Zoufani
Final Rank	8
Fastest Section Time (Section)	0:10.53 (1000m)
Top Speed [km/h] (Section)	70.3 (1000m)
Race State	Finished



DoombenProfessional  
Race 8: XXXX No Metro Wins Handicap - 1200m  
07 February 2026 - 16:27  
Track Rating: Good 4, Weather: Fine, Rail Position: True Entire Circuit



Section	Overall	1000m	800m	600m	400m	200m								
Section Times	1:09.37 [8] (0:13.19)	0:56.18 [3] (0:10.53)	0:45.65 [2] (0:11.19)	0:34.46 [2] (0:11.56)	0:22.90 [4] (0:11.08)	0:11.82 [4] (0:11.82)								
Average Speed [km/h]	54.5	69.0	64.8	63.7	65.0	61.0								
Top Speed [km/h]	69.8	70.3	67.6	64.7	66.6	63.7								
Avg. Dist. to Rail [m]	7.8	3.5	1.7	3.3	2.4	5.1								
Avg. Stride Freq. [Hz]	2.4	2.5	2.4	2.3	2.4	2.3								
Avg. Stride Length [m]	6.3	7.5	7.5	7.6	7.2	7.3								



[ ] Ranking at each section and finish  
-.-.- No data available at this section  
NA No data available



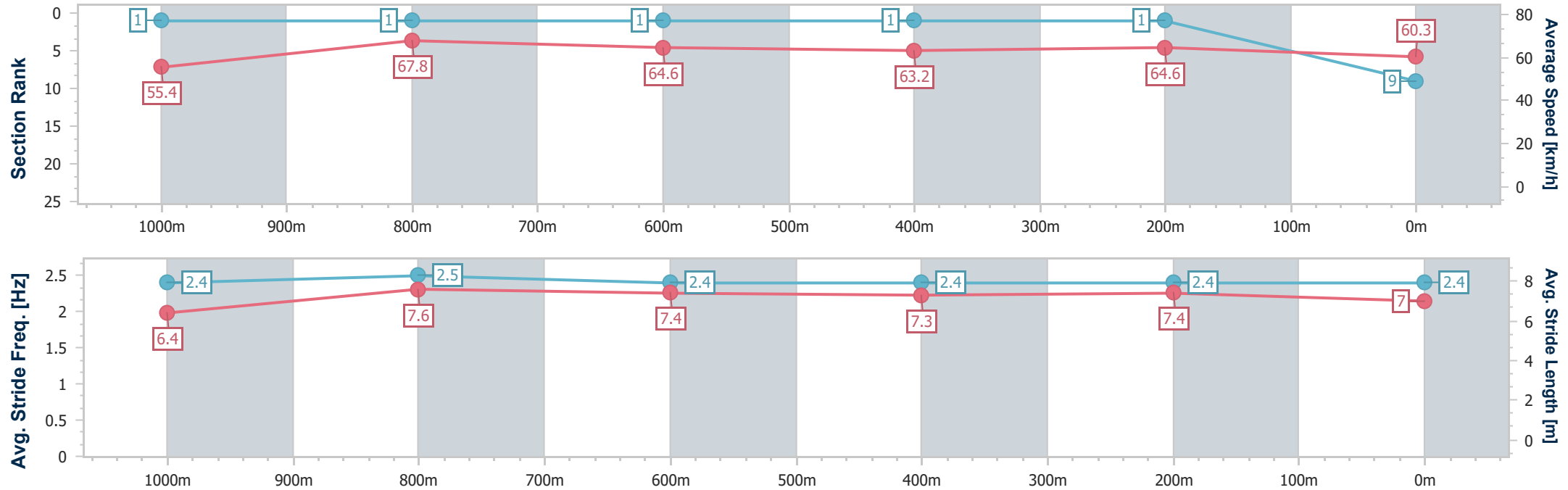
Horse/Jockey Name	Taltarni Fields
Final Rank	9
Fastest Section Time (Section)	0:10.61 (1000m)
Top Speed [km/h] (Section)	69.6 (1000m)
Race State	Finished



DoombenProfessional  
Race 8: XXXX No Metro Wins Handicap - 1200m  
07 February 2026 - 16:27  
Track Rating: Good 4, Weather: Fine, Rail Position: True Entire Circuit



Section	Overall	1000m	800m	600m	400m	200m								
Section Times	1:09.41 [9] (0:13.02)	0:56.39 [1] (0:10.61)	0:45.78 [1] (0:11.23)	0:34.55 [1] (0:11.47)	0:23.08 [1] (0:11.11)	0:11.97 [1] (0:11.97)								
Average Speed [km/h]	55.4	67.8	64.6	63.2	64.6	60.3								
Top Speed [km/h]	69.6	69.6	66.9	64.9	65.7	63.6								
Avg. Dist. to Rail [m]	0.6	0.6	1.3	0.8	0.6	0.5								
Avg. Stride Freq. [Hz]	2.4	2.5	2.4	2.4	2.4	2.4								
Avg. Stride Length [m]	6.4	7.6	7.4	7.3	7.4	7.0								





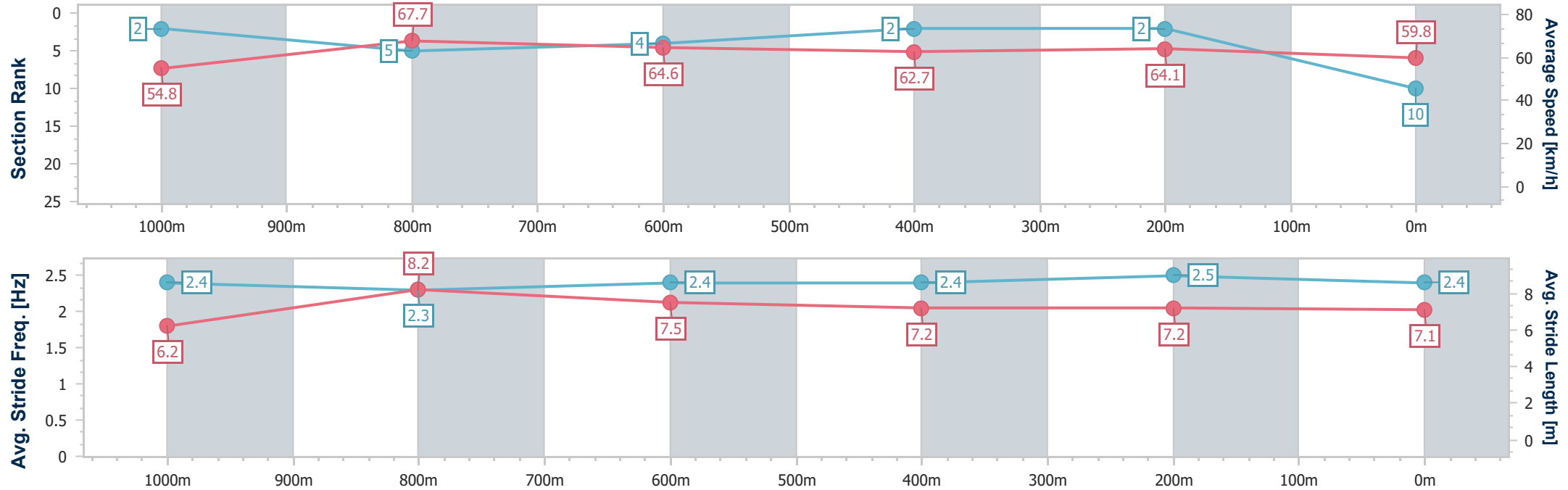
Horse/Jockey Name	Revolt
Final Rank	10
Fastest Section Time (Section)	0:10.72 (1000m)
Top Speed [km/h] (Section)	69.7 (1000m)
Race State	Finished



DoombenProfessional  
Race 8: XXXX No Metro Wins Handicap - 1200m  
07 February 2026 - 16:27  
Track Rating: Good 4, Weather: Fine, Rail Position: True Entire Circuit



Section	Overall	1000m	800m	600m	400m	200m							
Section Times	1:09.56 [10] (0:13.14)	0:56.42 [2] (0:10.72)	0:45.70 [5] (0:11.19)	0:34.51 [4] (0:11.30)	0:23.21 [2] (0:11.15)	0:12.06 [2] (0:12.06)							
Average Speed [km/h]	54.8	67.7	64.6	62.7	64.1	59.8							
Top Speed [km/h]	69.4	69.7	66.5	64.3	64.9	63.1							
Avg. Dist. to Rail [m]	2.7	3.1	1.0	2.4	2.4	0.7							
Avg. Stride Freq. [Hz]	2.4	2.3	2.4	2.4	2.5	2.4							
Avg. Stride Length [m]	6.2	8.2	7.5	7.2	7.2	7.1							





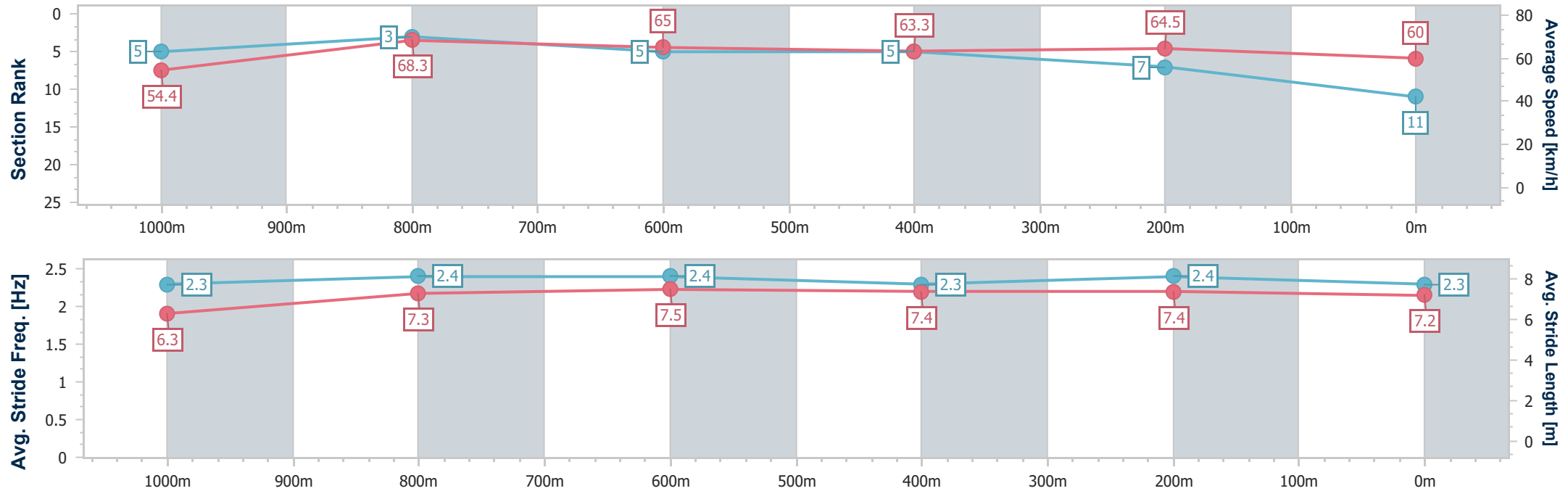
Horse/Jockey Name	Petite Palace
Final Rank	11
Fastest Section Time (Section)	0:10.62 (1000m)
Top Speed [km/h] (Section)	69.6 (1000m)
Race State	Finished



DoombenProfessional  
Race 8: XXXX No Metro Wins Handicap - 1200m  
07 February 2026 - 16:27  
Track Rating: Good 4, Weather: Fine, Rail Position: True Entire Circuit



Section	Overall	1000m	800m	600m	400m	200m							
Section Times	1:09.60 [11] (0:13.23)	0:56.37 [5] (0:10.62)	0:45.75 [3] (0:11.25)	0:34.50 [5] (0:11.37)	0:23.13 [5] (0:11.14)	0:11.99 [7] (0:11.99)							
Average Speed [km/h]	54.4	68.3	65.0	63.3	64.5	60.0							
Top Speed [km/h]	68.8	69.6	67.7	64.3	65.3	64.1							
Avg. Dist. to Rail [m]	3.5	1.8	3.0	0.5	0.4	1.1							
Avg. Stride Freq. [Hz]	2.3	2.4	2.4	2.3	2.4	2.3							
Avg. Stride Length [m]	6.3	7.3	7.5	7.4	7.4	7.2							



[ ] Ranking at each section and finish  
- - - - No data available at this section  
NA No data available



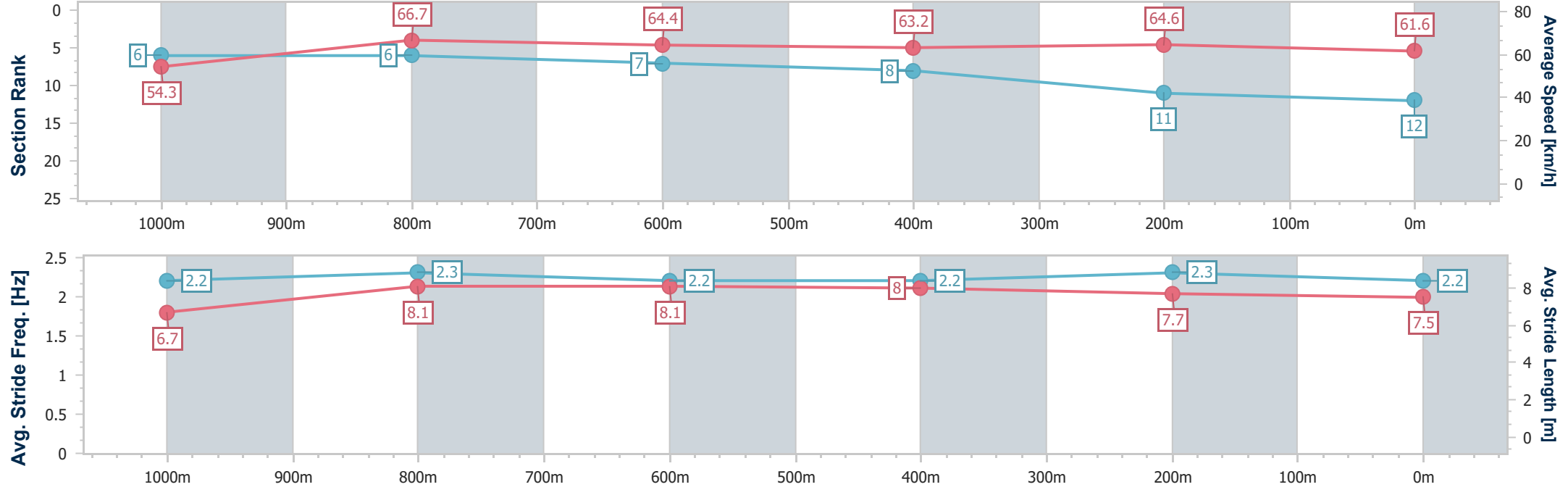
Horse/Jockey Name	Tambo's Justice
Final Rank	12
Fastest Section Time (Section)	0:10.83 (1000m)
Top Speed [km/h] (Section)	69.4 (1000m)
Race State	Finished



DoombenProfessional  
Race 8: XXXX No Metro Wins Handicap - 1200m  
07 February 2026 - 16:27  
Track Rating: Good 4, Weather: Fine, Rail Position: True Entire Circuit



Section	Overall	1000m	800m	600m	400m	200m								
Section Times	1:09.60 [12] (0:13.28)	0:56.32 [6] (0:10.83)	0:45.49 [6] (0:11.26)	0:34.23 [7] (0:11.38)	0:22.85 [8] (0:11.19)	0:11.66 [11] (0:11.66)								
Average Speed [km/h]	54.3	66.7	64.4	63.2	64.6	61.6								
Top Speed [km/h]	69.0	69.4	66.3	64.8	65.8	63.7								
Avg. Dist. to Rail [m]	6.3	2.4	1.0	0.4	4.3	9.3								
Avg. Stride Freq. [Hz]	2.2	2.3	2.2	2.2	2.3	2.2								
Avg. Stride Length [m]	6.7	8.1	8.1	8.0	7.7	7.5								



[ ] Ranking at each section and finish  
-.-.- No data available at this section  
NA No data available



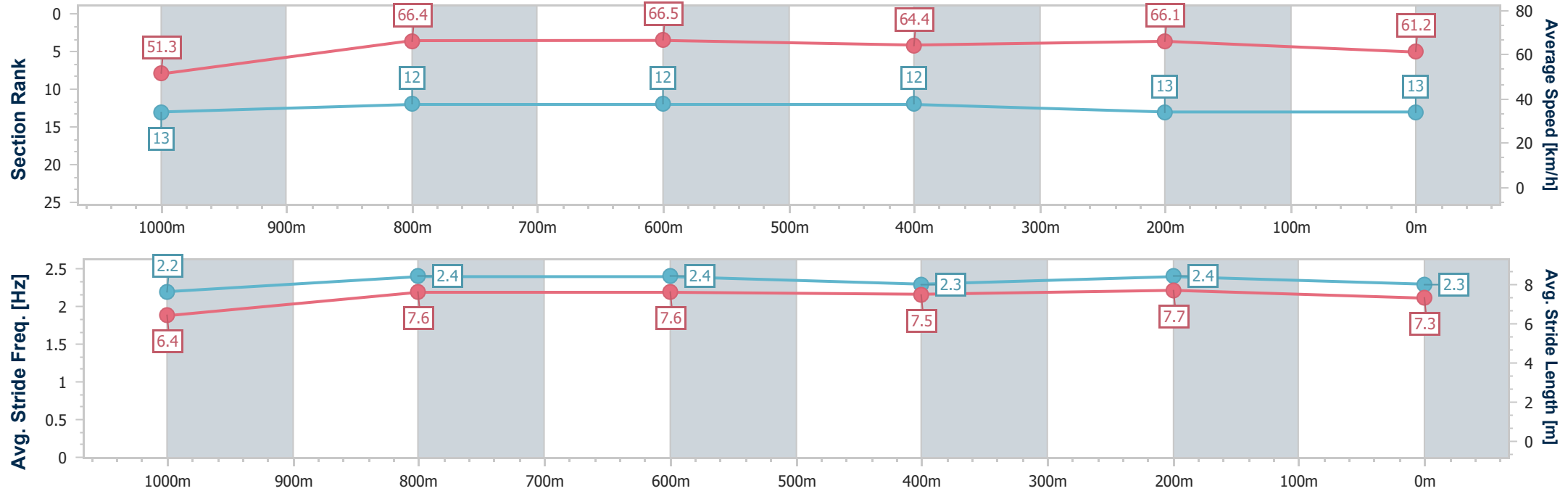
Horse/Jockey Name	Bring Me Saki
Final Rank	13
Fastest Section Time (Section)	0:10.89 (1000m)
Top Speed [km/h] (Section)	67.6 (1000m)
Race State	Finished



DooibenProfessional  
Race 8: XXXX No Metro Wins Handicap - 1200m  
07 February 2026 - 16:27  
Track Rating: Good 4, Weather: Fine, Rail Position: True Entire Circuit



Section	Overall	1000m	800m	600m	400m	200m							
Section Times	1:09.84 [13] (0:14.06)	0:55.78 [13] (0:10.89)	0:44.89 [12] (0:10.94)	0:33.95 [12] (0:11.29)	0:22.66 [12] (0:10.94)	0:11.72 [13] (0:11.72)							
Average Speed [km/h]	51.3	66.4	66.5	64.4	66.1	61.2							
Top Speed [km/h]	63.4	67.6	67.4	66.9	67.4	65.3							
Avg. Dist. to Rail [m]	9.4	2.0	2.1	2.2	2.3	7.1							
Avg. Stride Freq. [Hz]	2.2	2.4	2.4	2.3	2.4	2.3							
Avg. Stride Length [m]	6.4	7.6	7.6	7.5	7.7	7.3							





## DoombenProfessional

### Race 9: Magic Millions March Yearling Sale Open Handicap - 1200m

07 February 2026 - 17:13



BRISBANE  
RACING CLUB

Track Rating: Good 4, Weather: Fine, Rail Position: True Entire Circuit

Section		Overall				1000m	800m	600m	400m	200m	Last 600m		
Field Times		1:07.95 (0:12.54)				0:55.41 (0:10.22)	0:45.19 (0:10.75)	0:34.44 (0:11.21)	0:23.23 (0:11.30)	0:11.93 (0:11.93)	0:34.44		
Rank	TAB Horse/Jockey	Barrier	Top Speed [km/h]	Fastest Section							Margin	Distance Travelled [m]	
1	2 HATCHET Vlad Duric	3	70.7 1000m	0:10.38 1000m	1:07.95 [1] (0:13.03)	0:54.92 [5] (0:10.38)	0:44.54 [4] (0:10.70)	0:33.84 [4] (0:10.99)	0:22.85 [4] (0:11.12)	0:11.73 [3] (0:11.73)	1:07.95	0:33.84	
2	6 TECTONIC PLATE Tahlia Fenlon	5	71.5 1000m	0:10.26 1000m	1:08.42 [2] (0:12.83)	0:55.59 [3] (0:10.26)	0:45.33 [3] (0:10.64)	0:34.69 [3] (0:11.09)	0:23.60 [2] (0:11.20)	0:12.40 [1] (0:12.40)	2.77L	0:34.69	-5
3	3 HELL Chelsea Baker	2	72.0 1000m	0:10.22 1000m	1:08.74 [3] (0:12.54)	0:56.20 [1] (0:10.22)	0:45.98 [1] (0:10.75)	0:35.23 [1] (0:11.21)	0:24.02 [1] (0:11.46)	0:12.56 [2] (0:12.56)	4.67L	0:35.23	-4
4	4 WEIGALL TIGER Corey Sutherland	4	70.5 1000m	0:10.58 1000m	1:08.88 [4] (0:13.08)	0:55.80 [6] (0:10.58)	0:45.22 [6] (0:10.83)	0:34.39 [5] (0:11.04)	0:23.35 [6] (0:11.13)	0:12.22 [6] (0:12.22)	5.49L	0:34.39	-3
5	9 SUPER DUCK Angela Jones	7	70.7 1000m	0:10.57 1000m	1:08.95 [5] (0:12.99)	0:55.96 [4] (0:10.57)	0:45.39 [5] (0:10.99)	0:34.40 [6] (0:10.83)	0:23.57 [5] (0:11.24)	0:12.33 [5] (0:12.33)	5.9L	0:34.40	-11
6	5 HE'S HEAVEN Emily Lang	1	71.5 1000m	0:10.30 1000m	1:09.52 [6] (0:12.58)	0:56.94 [2] (0:10.30)	0:46.64 [2] (0:10.82)	0:35.82 [2] (0:11.24)	0:24.58 [3] (0:11.64)	0:12.94 [4] (0:12.94)	9.22L	0:35.82	-11
7	8 SAILOR'S SECRET Cejay Graham	6	69.0 1000m	0:10.68 1000m	1:09.72 [7] (0:13.26)	0:56.46 [7] (0:10.68)	0:45.78 [7] (0:10.89)	0:34.89 [7] (0:11.08)	0:23.81 [7] (0:11.34)	0:12.47 [7] (0:12.47)	10.43L	0:34.89	-6

Scratched: Cloudland (#1), Laydownlily (#10), Pocket Full (#7)



Horse/Jockey Name	Hatchet
Final Rank	1
Fastest Section Time (Section)	0:10.38 (1000m)
Top Speed [km/h] (Section)	70.7 (1000m)
Race State	Finished

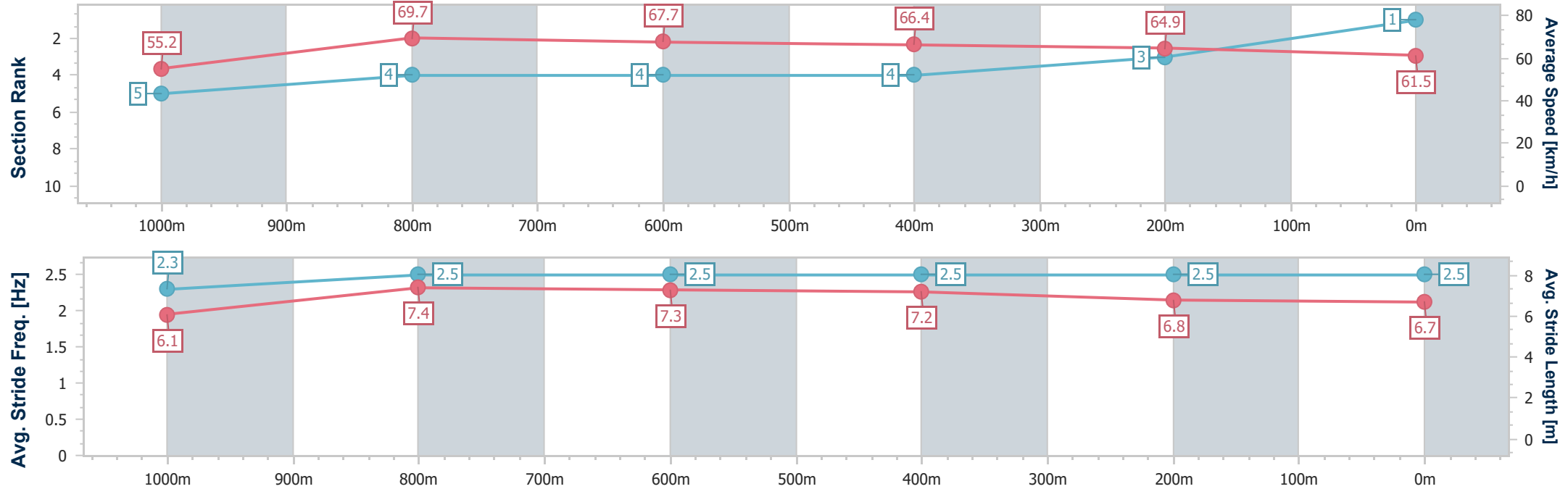


DoombenProfessional  
Race 9: Magic Millions March Yearling Sale Open Handicap - 1200m  
07 February 2026 - 17:13  
Track Rating: Good 4, Weather: Fine, Rail Position: True Entire Circuit



BRISBANE  
RACING CLUB

Section	Overall	1000m	800m	600m	400m	200m								
Section Times	1:07.95 [1] (0:13.03)	0:54.92 [5] (0:10.38)	0:44.54 [4] (0:10.70)	0:33.84 [4] (0:10.99)	0:22.85 [4] (0:11.12)	0:11.73 [3] (0:11.73)								
Average Speed [km/h]	55.2	69.7	67.7	66.4	64.9	61.5								
Top Speed [km/h]	70.3	70.7	68.7	67.8	65.5	64.2								
Avg. Dist. to Rail [m]	2.1	1.6	1.8	2.5	1.0	2.4								
Avg. Stride Freq. [Hz]	2.3	2.5	2.5	2.5	2.5	2.5								
Avg. Stride Length [m]	6.1	7.4	7.3	7.2	6.8	6.7								





Horse/Jockey Name	Tectonic Plate
Final Rank	2
Fastest Section Time (Section)	0:10.26 (1000m)
Top Speed [km/h] (Section)	71.5 (1000m)
Race State	Finished

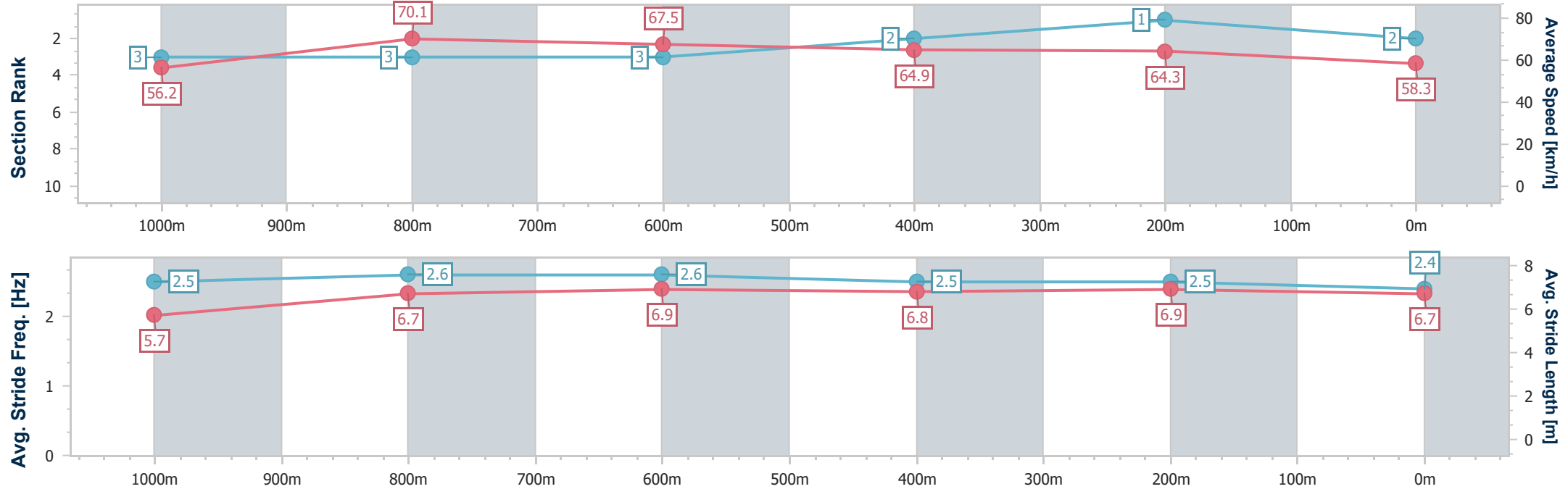


DoombenProfessional  
Race 9: Magic Millions March Yearling Sale Open Handicap - 1200m  
07 February 2026 - 17:13  
Track Rating: Good 4, Weather: Fine, Rail Position: True Entire Circuit



BRISBANE  
RACING CLUB

Section	Overall	1000m	800m	600m	400m	200m								
Section Times	1:08.42 [2] (0:12.83)	0:55.59 [3] (0:10.26)	0:45.33 [3] (0:10.64)	0:34.69 [3] (0:11.09)	0:23.60 [2] (0:11.20)	0:12.40 [1] (0:12.40)								
Average Speed [km/h]	56.2	70.1	67.5	64.9	64.3	58.3								
Top Speed [km/h]	71.3	71.5	69.8	67.3	65.1	62.4								
Avg. Dist. to Rail [m]	2.3	0.5	0.2	0.2	1.3	2.9								
Avg. Stride Freq. [Hz]	2.5	2.6	2.6	2.5	2.5	2.4								
Avg. Stride Length [m]	5.7	6.7	6.9	6.8	6.9	6.7								





Horse/Jockey Name	Hell
Final Rank	3
Fastest Section Time (Section)	0:10.22 (1000m)
Top Speed [km/h] (Section)	72.0 (1000m)
Race State	Finished

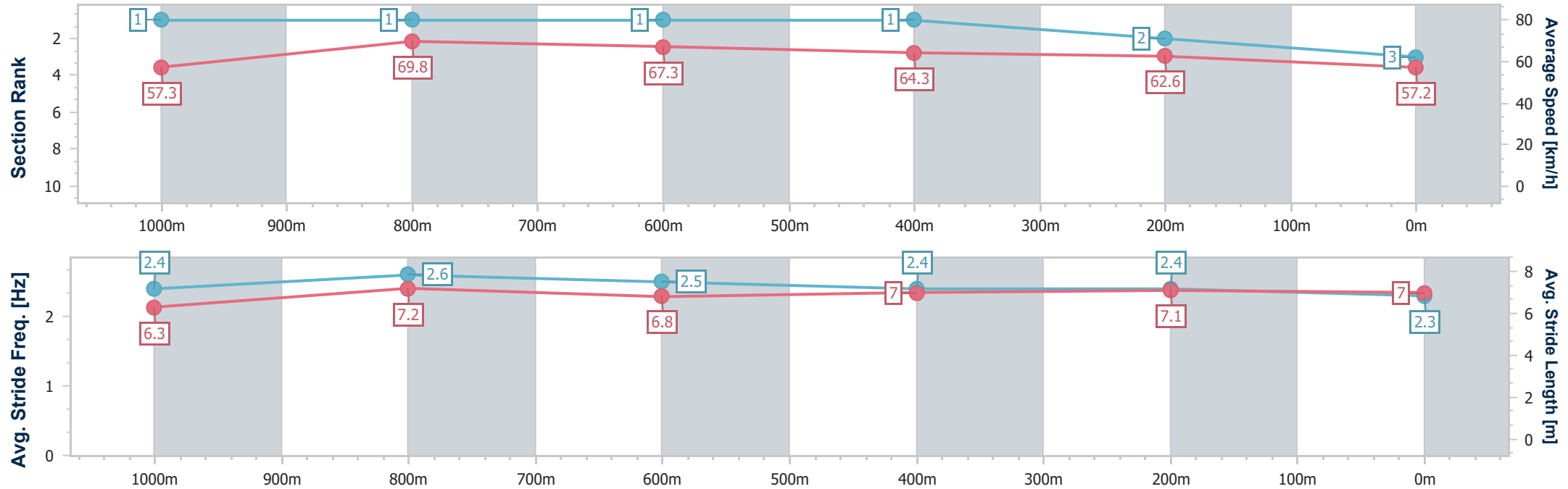


DoombenProfessional  
Race 9: Magic Millions March Yearling Sale Open Handicap - 1200m  
07 February 2026 - 17:13  
Track Rating: Good 4, Weather: Fine, Rail Position: True Entire Circuit



BRISBANE  
RACING CLUB

Section	Overall	1000m	800m	600m	400m	200m								
Section Times	1:08.74 [3] (0:12.54)	0:56.20 [1] (0:10.22)	0:45.98 [1] (0:10.75)	0:35.23 [1] (0:11.21)	0:24.02 [1] (0:11.46)	0:12.56 [2] (0:12.56)								
Average Speed [km/h]	57.3	69.8	67.3	64.3	62.6	57.2								
Top Speed [km/h]	71.9	72.0	69.7	67.2	63.3	61.5								
Avg. Dist. to Rail [m]	2.8	1.8	1.4	0.6	0.8	0.3								
Avg. Stride Freq. [Hz]	2.4	2.6	2.5	2.4	2.4	2.3								
Avg. Stride Length [m]	6.3	7.2	6.8	7.0	7.1	7.0								



[ ] Ranking at each section and finish  
- - - - No data available at this section  
NA No data available



Horse/Jockey Name	Weigall Tiger
Final Rank	4
Fastest Section Time (Section)	0:10.58 (1000m)
Top Speed [km/h] (Section)	70.5 (1000m)
Race State	Finished

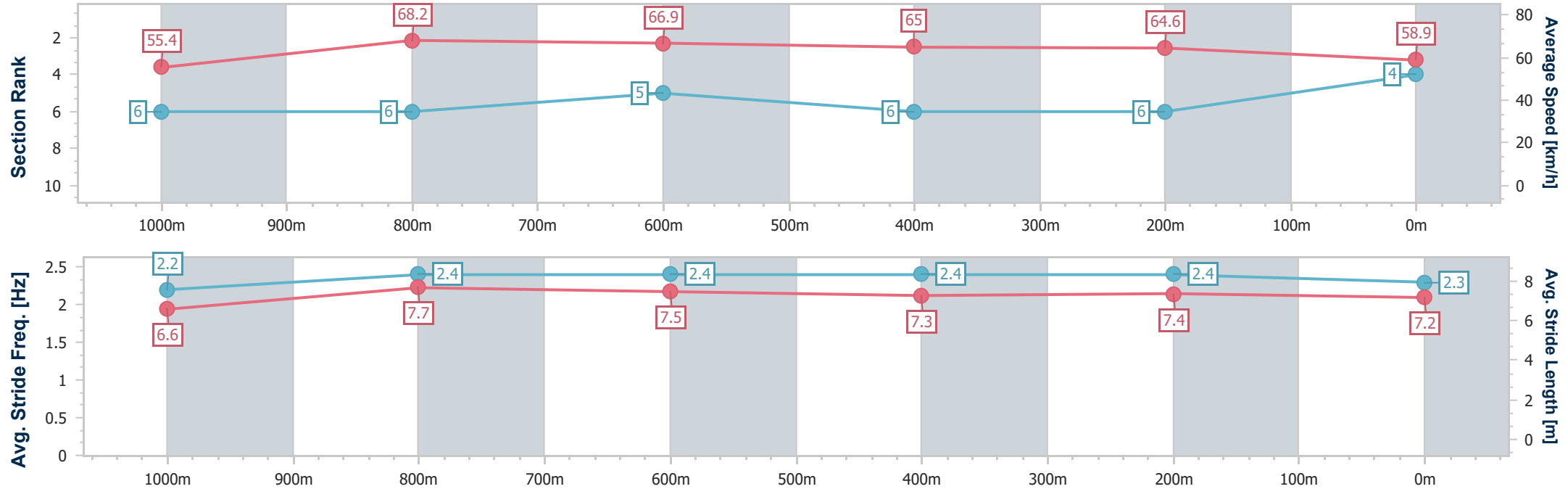


DoombenProfessional  
Race 9: Magic Millions March Yearling Sale Open Handicap - 1200m  
07 February 2026 - 17:13  
Track Rating: Good 4, Weather: Fine, Rail Position: True Entire Circuit



BRISBANE  
RACING CLUB

Section	Overall	1000m	800m	600m	400m	200m							
Section Times	1:08.88 [4] (0:13.08)	0:55.80 [6] (0:10.58)	0:45.22 [6] (0:10.83)	0:34.39 [5] (0:11.04)	0:23.35 [6] (0:11.13)	0:12.22 [6] (0:12.22)							
Average Speed [km/h]	55.4	68.2	66.9	65.0	64.6	58.9							
Top Speed [km/h]	69.3	70.5	68.4	67.7	65.4	62.3							
Avg. Dist. to Rail [m]	3.2	1.8	1.5	1.0	1.3	2.2							
Avg. Stride Freq. [Hz]	2.2	2.4	2.4	2.4	2.4	2.3							
Avg. Stride Length [m]	6.6	7.7	7.5	7.3	7.4	7.2							



[ ] Ranking at each section and finish  
- - - - No data available at this section  
NA No data available



Horse/Jockey Name	Super Duck
Final Rank	5
Fastest Section Time (Section)	0:10.57 (1000m)
Top Speed [km/h] (Section)	70.7 (1000m)
Race State	Finished

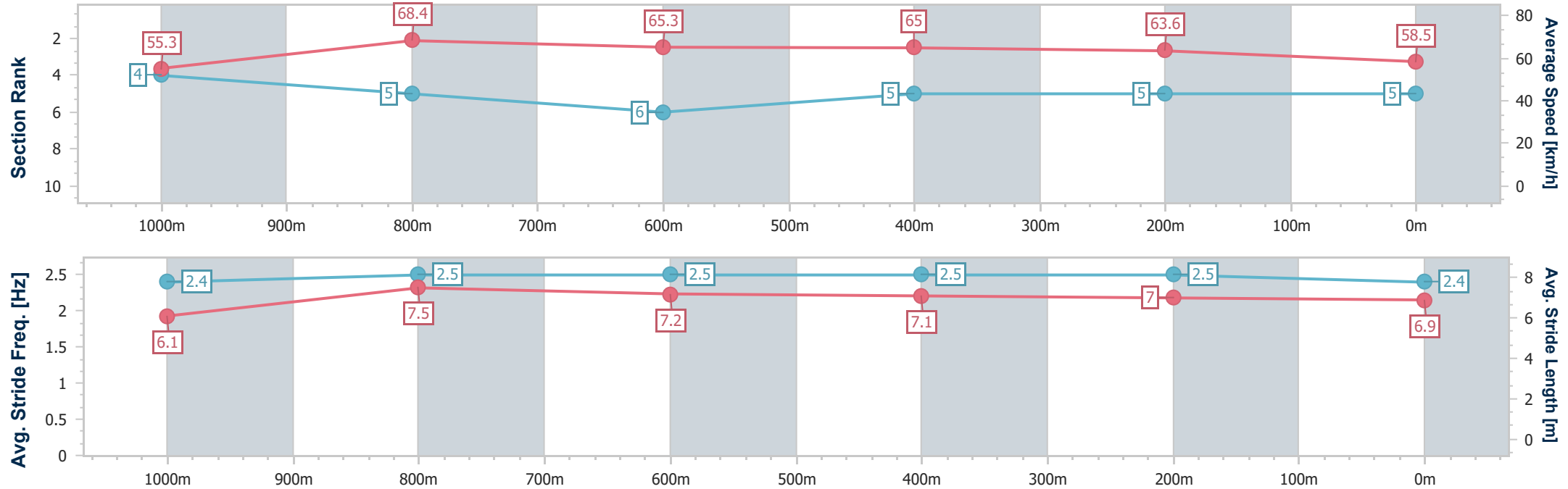


DoombenProfessional  
Race 9: Magic Millions March Yearling Sale Open Handicap - 1200m  
07 February 2026 - 17:13  
Track Rating: Good 4, Weather: Fine, Rail Position: True Entire Circuit



BRISBANE  
RACING CLUB

Section	Overall	1000m	800m	600m	400m	200m								
Section Times	1:08.95 [5] (0:12.99)	0:55.96 [4] (0:10.57)	0:45.39 [5] (0:10.99)	0:34.40 [6] (0:10.83)	0:23.57 [5] (0:11.24)	0:12.33 [5] (0:12.33)								
Average Speed [km/h]	55.3	68.4	65.3	65.0	63.6	58.5								
Top Speed [km/h]	70.5	70.7	67.6	67.6	64.4	62.2								
Avg. Dist. to Rail [m]	5.4	1.9	1.2	3.7	1.5	0.6								
Avg. Stride Freq. [Hz]	2.4	2.5	2.5	2.5	2.5	2.4								
Avg. Stride Length [m]	6.1	7.5	7.2	7.1	7.0	6.9								



[ ] Ranking at each section and finish  
-.-.- No data available at this section  
NA No data available



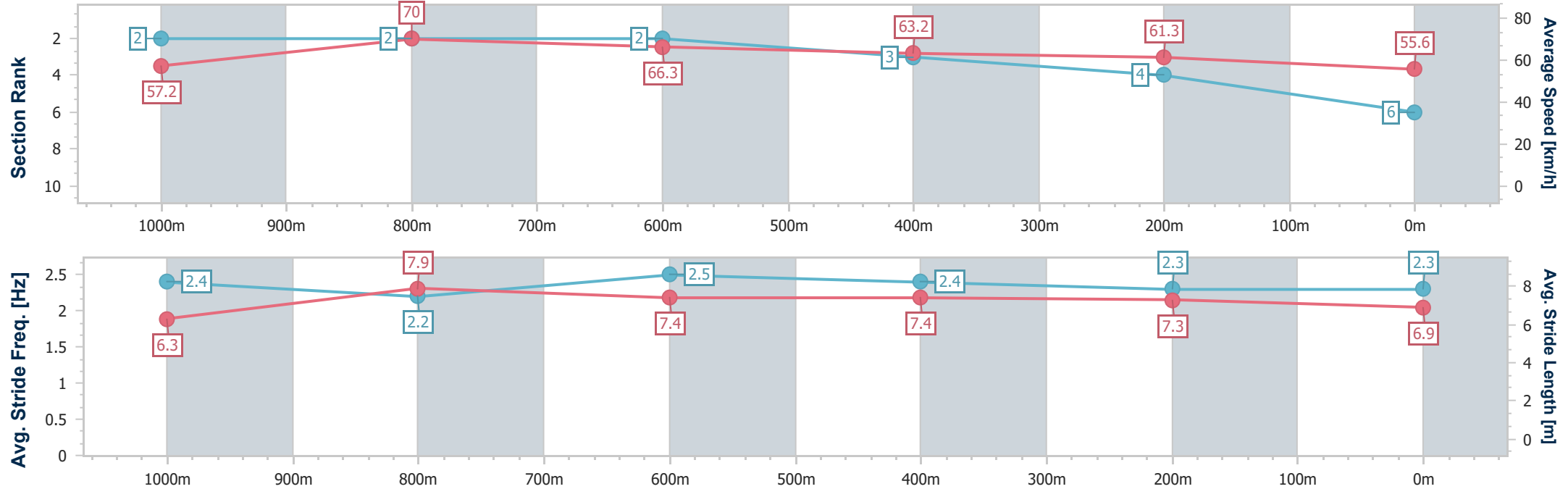
Horse/Jockey Name	He's Heaven
Final Rank	6
Fastest Section Time (Section)	0:10.30 (1000m)
Top Speed [km/h] (Section)	71.5 (1000m)
Race State	Finished



DoombenProfessional  
Race 9: Magic Millions March Yearling Sale Open Handicap - 1200m  
07 February 2026 - 17:13  
Track Rating: Good 4, Weather: Fine, Rail Position: True Entire Circuit



Section	Overall	1000m	800m	600m	400m	200m							
Section Times	1:09.52 [6] (0:12.58)	0:56.94 [2] (0:10.30)	0:46.64 [2] (0:10.82)	0:35.82 [2] (0:11.24)	0:24.58 [3] (0:11.64)	0:12.94 [4] (0:12.94)							
Average Speed [km/h]	57.2	70.0	66.3	63.2	61.3	55.6							
Top Speed [km/h]	71.4	71.5	69.3	66.2	62.2	59.3							
Avg. Dist. to Rail [m]	1.0	0.4	0.2	2.2	3.9	2.2							
Avg. Stride Freq. [Hz]	2.4	2.2	2.5	2.4	2.3	2.3							
Avg. Stride Length [m]	6.3	7.9	7.4	7.4	7.3	6.9							





Horse/Jockey Name	Sailor's Secret
Final Rank	7
Fastest Section Time (Section)	0:10.68 (1000m)
Top Speed [km/h] (Section)	69.0 (1000m)
Race State	Finished

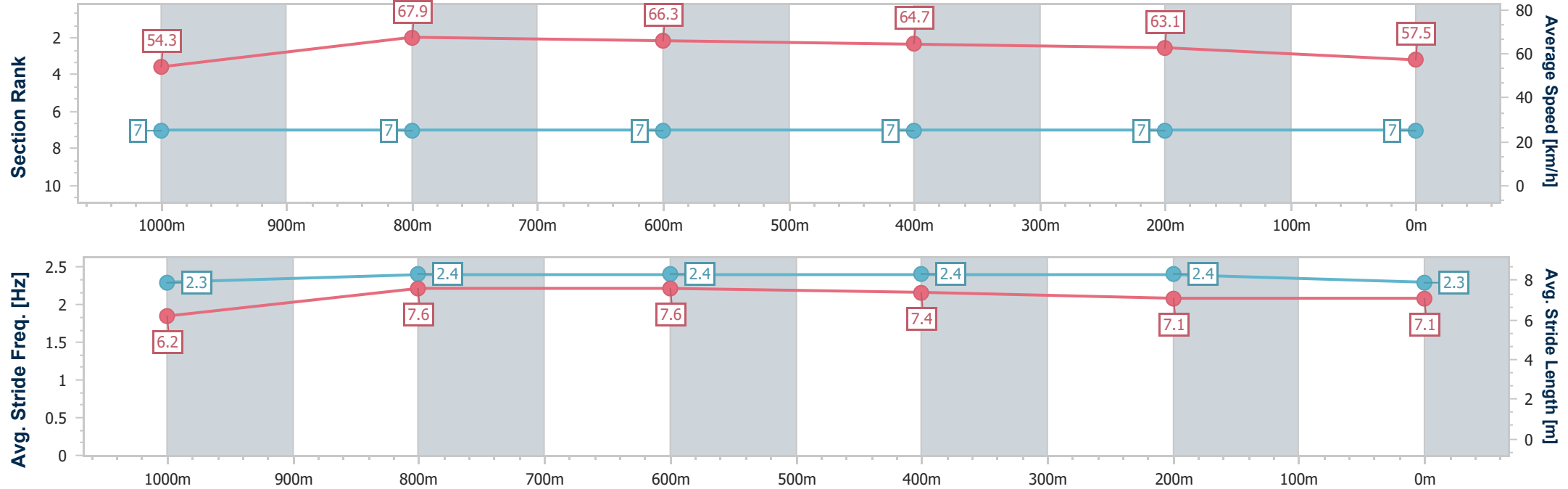


DoombenProfessional  
Race 9: Magic Millions March Yearling Sale Open Handicap - 1200m  
07 February 2026 - 17:13  
Track Rating: Good 4, Weather: Fine, Rail Position: True Entire Circuit



BRISBANE  
RACING CLUB

Section	Overall	1000m	800m	600m	400m	200m								
Section Times	1:09.72 [7] (0:13.26)	0:56.46 [7] (0:10.68)	0:45.78 [7] (0:10.89)	0:34.89 [7] (0:11.08)	0:23.81 [7] (0:11.34)	0:12.47 [7] (0:12.47)								
Average Speed [km/h]	54.3	67.9	66.3	64.7	63.1	57.5								
Top Speed [km/h]	67.7	69.0	68.1	66.8	64.4	61.7								
Avg. Dist. to Rail [m]	4.3	1.8	1.3	1.7	3.2	0.9								
Avg. Stride Freq. [Hz]	2.3	2.4	2.4	2.4	2.4	2.3								
Avg. Stride Length [m]	6.2	7.6	7.6	7.4	7.1	7.1								



[ ] Ranking at each section and finish  
- - - - No data available at this section  
NA No data available



# DoombenProfessional

## Race 10: Ladbrokes Hosted Pots BM78 Handicap - 1600m

07 February 2026 - 17:46



BRISBANE  
RACING CLUB

Track Rating: Good 4, Weather: Fine, Rail Position: True Entire Circuit

Section						Overall	1400m	1200m	1000m	800m	600m	400m	Last 600m		
Field Times						1:35.88 (0:13.98)	1:21.90 (0:11.43)	1:10.47 (0:11.98)	0:58.49 (0:12.57)	0:45.92 (0:12.35)	0:33.57 (0:11.51)	0:22.06 (0:10.88)	0:33.57		
Rank	TAB	Horse/Jockey	Barrier	Top Speed [km/h]	Fastest Section										Distance Travelled [m]
1	14	BENGAL DIAMOND	7	69.6	0:10.64	1:35.88 [1]	1:21.77 [4]	1:10.08 [4]	0:58.22 [4]	0:45.59 [4]	0:33.24 [4]	0:21.82 [3]	0:33.24		
		Ben Thompson		400m	400m	(0:14.11)	(0:11.69)	(0:11.86)	(0:12.63)	(0:12.35)	(0:11.42)	(0:10.64)			
2	9	ROCK HARD LOVE	11	68.9	0:10.69	1:36.49 [2]	1:21.45 [10]	1:09.59 [10]	0:57.89 [10]	0:45.42 [10]	0:33.20 [10]	0:21.75 [10]	0:33.20	-1	
		Martin Harley		400m	400m	(0:15.04)	(0:11.86)	(0:11.70)	(0:12.47)	(0:12.22)	(0:11.45)	(0:10.69)			
3	2	QUOTHQUAN	9	68.8	0:10.67	1:36.53 [3]	1:21.71 [9]	1:09.91 [9]	0:58.04 [9]	0:45.49 [9]	0:33.26 [9]	0:21.93 [8]	0:33.26	+1	
		Benjamin Osmond		400m	400m	(0:14.82)	(0:11.80)	(0:11.87)	(0:12.55)	(0:12.23)	(0:11.33)	(0:10.67)			
4	3	SPANISH FOX	1	65.9	0:11.05	1:36.55 [4]	1:22.57 [1]	1:11.14 [1]	0:59.16 [1]	0:46.56 [2]	0:34.16 [2]	0:22.73 [1]	0:34.16	-9	
		Jasper Franklin		400m	400m	(0:13.98)	(0:11.43)	(0:11.98)	(0:12.60)	(0:12.40)	(0:11.43)	(0:11.05)			
5	5	RED DEFCON	6	67.1	0:10.96	1:36.68 [5]	1:22.38 [5]	1:10.67 [6]	0:58.72 [5]	0:46.12 [6]	0:33.89 [5]	0:22.41 [5]	0:33.89	+0	
		Daniel Moor		400m	400m	(0:14.30)	(0:11.71)	(0:11.95)	(0:12.60)	(0:12.23)	(0:11.48)	(0:10.96)			
6	11	HELLA FAST	10	65.4	0:11.11	1:36.78 [6]	1:22.72 [2]	1:11.32 [2]	0:59.33 [2]	0:46.82 [1]	0:34.47 [1]	0:22.75 [2]	0:34.47	-3	
		Cody Collis		400m	400m	(0:14.06)	(0:11.40)	(0:11.99)	(0:12.51)	(0:12.35)	(0:11.72)	(0:11.11)			
7	4	KIPLING'S JOURNEY	2	65.1	0:11.27	1:36.93 [7]	1:22.85 [3]	1:11.33 [3]	0:59.37 [3]	0:46.79 [3]	0:34.39 [3]	0:22.77 [4]	0:34.39	-3	
		Mark Du Plessis		400m	400m	(0:14.08)	(0:11.52)	(0:11.96)	(0:12.58)	(0:12.40)	(0:11.62)	(0:11.27)			
8	10	DIANA'S AFFAIR	8	66.1	0:10.97	1:36.94 [8]	1:22.47 [7]	1:10.57 [8]	0:58.68 [7]	0:46.07 [8]	0:33.88 [7]	0:22.38 [7]	0:33.88	+0	
		Angela Jones		400m	400m	(0:14.47)	(0:11.90)	(0:11.89)	(0:12.61)	(0:12.19)	(0:11.50)	(0:10.97)			
9	6	TUHINGA	4	67.3	0:11.10	1:37.03 [9]	1:22.36 [8]	1:10.80 [7]	0:58.71 [8]	0:46.20 [7]	0:33.89 [8]	0:22.42 [9]	0:33.89	-9	
		Tahlia Fenlon		400m	400m	(0:14.67)	(0:11.56)	(0:12.09)	(0:12.51)	(0:12.31)	(0:11.47)	(0:11.10)			
10	8	I'M HEROIC	3	65.9	0:11.17	1:37.10 [10]	1:22.67 [6]	1:11.25 [5]	0:59.11 [6]	0:46.61 [5]	0:34.26 [6]	0:22.68 [6]	0:34.26	-6	
		Emily Lang		400m	400m	(0:14.43)	(0:11.42)	(0:12.14)	(0:12.50)	(0:12.35)	(0:11.58)	(0:11.17)			

Scratched: Katdeel (#13), Master Copy (#12), Nails Murphy (#1), Without Revenge (#7)

Report Created: Sat 7 February 2026 18:09 GMT+1 (Note: Timing is based on position data)

Page 1/12

[ ] Ranking at each section and finish  
-:-:- No data available at this section  
NA No data available

SCN Saddle cloth number  
DNF Did not finish  
DNT Did not track

data processed by  TRIPLESDATA



# DoombenProfessional

## Race 10: Ladbrokes Hosted Pots BM78 Handicap - 1600m

07 February 2026 - 17:46



BRISBANE  
RACING CLUB

Track Rating: Good 4, Weather: Fine, Rail Position: True Entire Circuit

Section Field Times				200m 0:11.18 (0:11.18)				Last 600m 0:33.57	
Rank	TAB	Horse/Jockey	Barrier	Top Speed [km/h]	Fastest Section	Margin		Distance Travelled [m]	
1	14	BENGAL DIAMOND	7	69.6	0:10.64	0:11.18 [1]	1:35.88	0:33.24	
		Ben Thompson		400m	400m	(0:11.18)			
2	9	ROCK HARD LOVE	11	68.9	0:10.69	0:11.06 [6]	3.58L	0:33.20	-1
		Martin Harley		400m	400m	(0:11.06)			
3	2	QUOTHQUAN	9	68.8	0:10.67	0:11.26 [5]	3.82L	0:33.26	+1
		Benjamin Osmond		400m	400m	(0:11.26)			
4	3	SPANISH FOX	1	65.9	0:11.05	0:11.68 [2]	3.91L	0:34.16	-9
		Jasper Franklin		400m	400m	(0:11.68)			
5	5	RED DEFCON	6	67.1	0:10.96	0:11.45 [4]	4.67L	0:33.89	+0
		Daniel Moor		400m	400m	(0:11.45)			
6	11	HELLA FAST	10	65.4	0:11.11	0:11.64 [3]	5.27L	0:34.47	-3
		Cody Collis		400m	400m	(0:11.64)			
7	4	KIPLING'S JOURNEY	2	65.1	0:11.27	0:11.50 [6]	6.17L	0:34.39	-3
		Mark Du Plessis		400m	400m	(0:11.50)			
8	10	DIANA'S AFFAIR	8	66.1	0:10.97	0:11.41 [8]	6.23L	0:33.88	+0
		Angela Jones		400m	400m	(0:11.41)			
9	6	TUHINGA	4	67.3	0:11.10	0:11.32 [10]	6.73L	0:33.89	-9
		Tahlia Fenlon		400m	400m	(0:11.32)			
10	8	I'M HEROIC	3	65.9	0:11.17	0:11.51 [9]	7.14L	0:34.26	-6
		Emily Lang		400m	400m	(0:11.51)			

Scratched: Katdeel (#13), Master Copy (#12), Nails Murphy (#1), Without Revenge (#7)

Report Created: Sat 7 February 2026 18:09 GMT+1 (Note: Timing is based on position data)

Page 2/12

[ ] Ranking at each section and finish  
-:-:- No data available at this section  
NA No data available

SCN Saddle cloth number  
DNF Did not finish  
DNT Did not track

data processed by  TRIPLESDATA



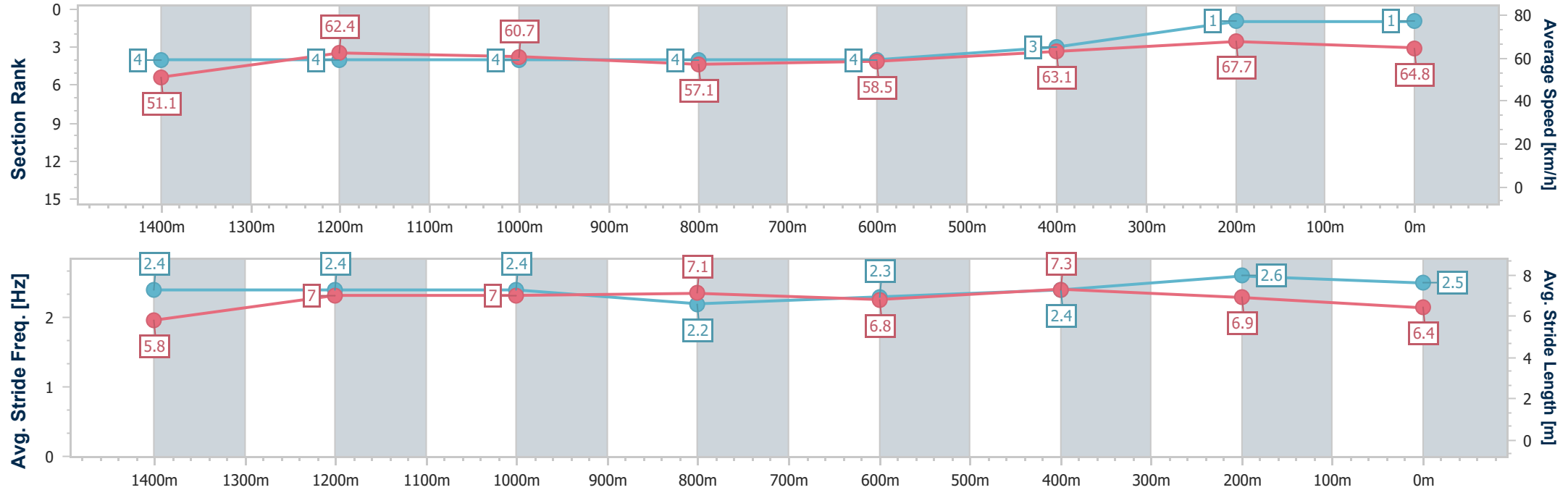
Horse/Jockey Name	Bengal Diamond
Final Rank	1
Fastest Section Time (Section)	0:10.64 (400m)
Top Speed [km/h] (Section)	69.6 (400m)
Race State	Finished



DoombenProfessional  
Race 10: Ladbrokes Hosted Pots BM78 Handicap - 1600m  
07 February 2026 - 17:46  
Track Rating: Good 4, Weather: Fine, Rail Position: True Entire Circuit



Section	Overall	1400m	1200m	1000m	800m	600m	400m	200m					
Section Times	1:35.88 [1] (0:14.11)	1:21.77 [4] (0:11.69)	1:10.08 [4] (0:11.86)	0:58.22 [4] (0:12.63)	0:45.59 [4] (0:12.35)	0:33.24 [4] (0:11.42)	0:21.82 [3] (0:10.64)	0:11.18 [1] (0:11.18)					
Average Speed [km/h]	51.1	62.4	60.7	57.1	58.5	63.1	67.7	64.8					
Top Speed [km/h]	64.0	63.9	62.7	58.9	60.8	65.4	69.6	67.8					
Avg. Dist. to Rail [m]	4.2	1.5	1.8	1.3	0.9	0.7	1.0	3.5					
Avg. Stride Freq. [Hz]	2.4	2.4	2.4	2.2	2.3	2.4	2.6	2.5					
Avg. Stride Length [m]	5.8	7.0	7.0	7.1	6.8	7.3	6.9	6.4					





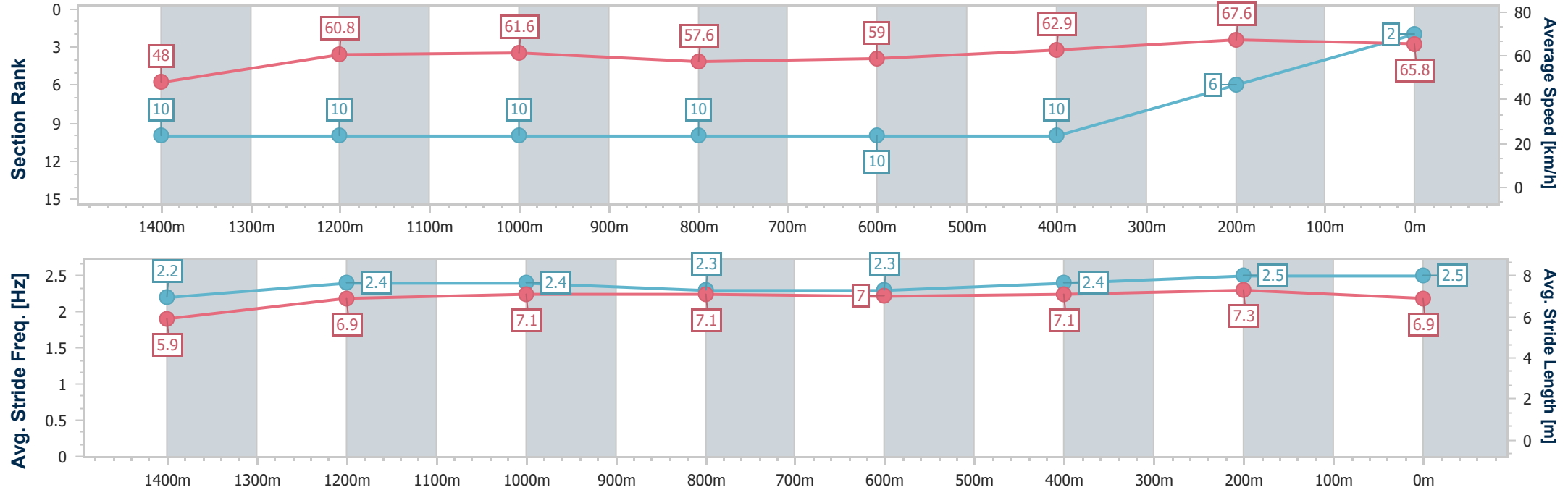
Horse/Jockey Name	Rock Hard Love
Final Rank	2
Fastest Section Time (Section)	0:10.69 (400m)
Top Speed [km/h] (Section)	68.9 (400m)
Race State	Finished



DoombenProfessional  
Race 10: Ladbrokes Hosted Pots BM78 Handicap - 1600m  
07 February 2026 - 17:46  
Track Rating: Good 4, Weather: Fine, Rail Position: True Entire Circuit



Section	Overall	1400m	1200m	1000m	800m	600m	400m	200m					
Section Times	1:36.49 [2] (0:15.04)	1:21.45 [10] (0:11.86)	1:09.59 [10] (0:11.70)	0:57.89 [10] (0:12.47)	0:45.42 [10] (0:12.22)	0:33.20 [10] (0:11.45)	0:21.75 [10] (0:10.69)	0:11.06 [6] (0:11.06)					
Average Speed [km/h]	48.0	60.8	61.6	57.6	59.0	62.9	67.6	65.8					
Top Speed [km/h]	62.4	63.0	64.2	59.7	61.3	65.6	68.9	67.9					
Avg. Dist. to Rail [m]	6.4	0.3	0.5	0.4	0.3	0.5	2.6	8.3					
Avg. Stride Freq. [Hz]	2.2	2.4	2.4	2.3	2.3	2.4	2.5	2.5					
Avg. Stride Length [m]	5.9	6.9	7.1	7.1	7.0	7.1	7.3	6.9					





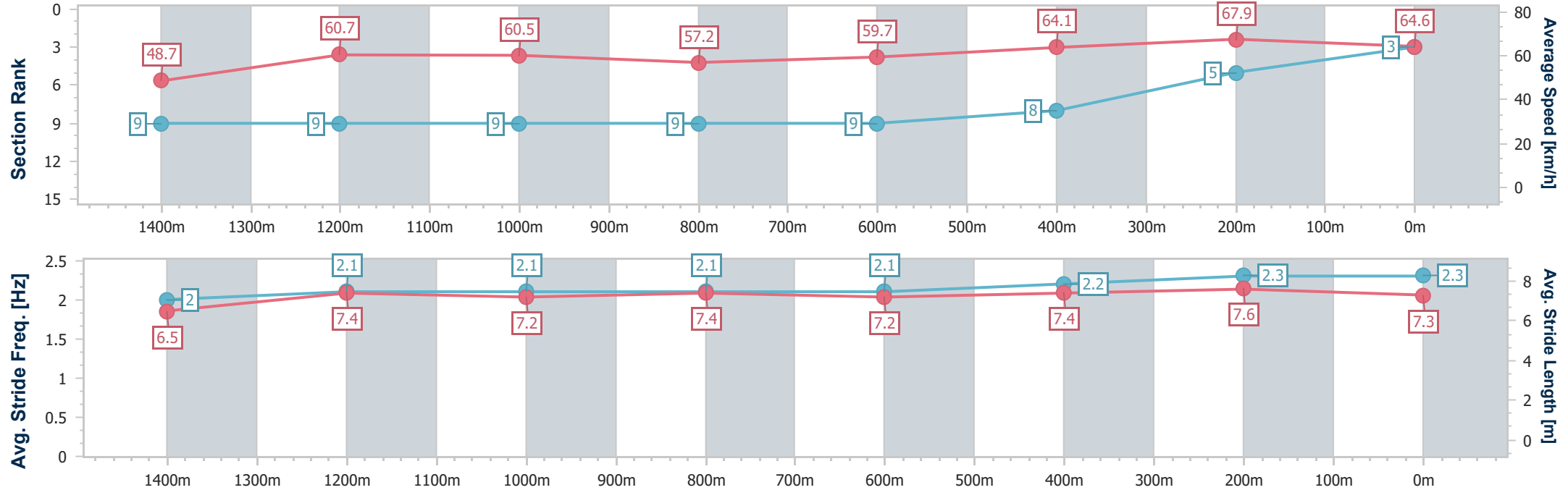
Horse/Jockey Name	Quothquan
Final Rank	3
Fastest Section Time (Section)	0:10.67 (400m)
Top Speed [km/h] (Section)	68.8 (400m)
Race State	Finished



DoombenProfessional  
Race 10: Ladbroke's Hosted Pots BM78 Handicap - 1600m  
07 February 2026 - 17:46  
Track Rating: Good 4, Weather: Fine, Rail Position: True Entire Circuit



Section	Overall	1400m	1200m	1000m	800m	600m	400m	200m					
Section Times	1:36.53 [3] (0:14.82)	1:21.71 [9] (0:11.80)	1:09.91 [9] (0:11.87)	0:58.04 [9] (0:12.55)	0:45.49 [9] (0:12.23)	0:33.26 [9] (0:11.33)	0:21.93 [8] (0:10.67)	0:11.26 [5] (0:11.26)					
Average Speed [km/h]	48.7	60.7	60.5	57.2	59.7	64.1	67.9	64.6					
Top Speed [km/h]	62.9	62.7	62.1	59.1	63.3	66.9	68.8	67.2					
Avg. Dist. to Rail [m]	4.1	1.1	0.6	0.4	1.5	2.0	3.1	6.9					
Avg. Stride Freq. [Hz]	2.0	2.1	2.1	2.1	2.1	2.2	2.3	2.3					
Avg. Stride Length [m]	6.5	7.4	7.2	7.4	7.2	7.4	7.6	7.3					



[ ] Ranking at each section and finish  
- - - - - No data available at this section  
NA No data available



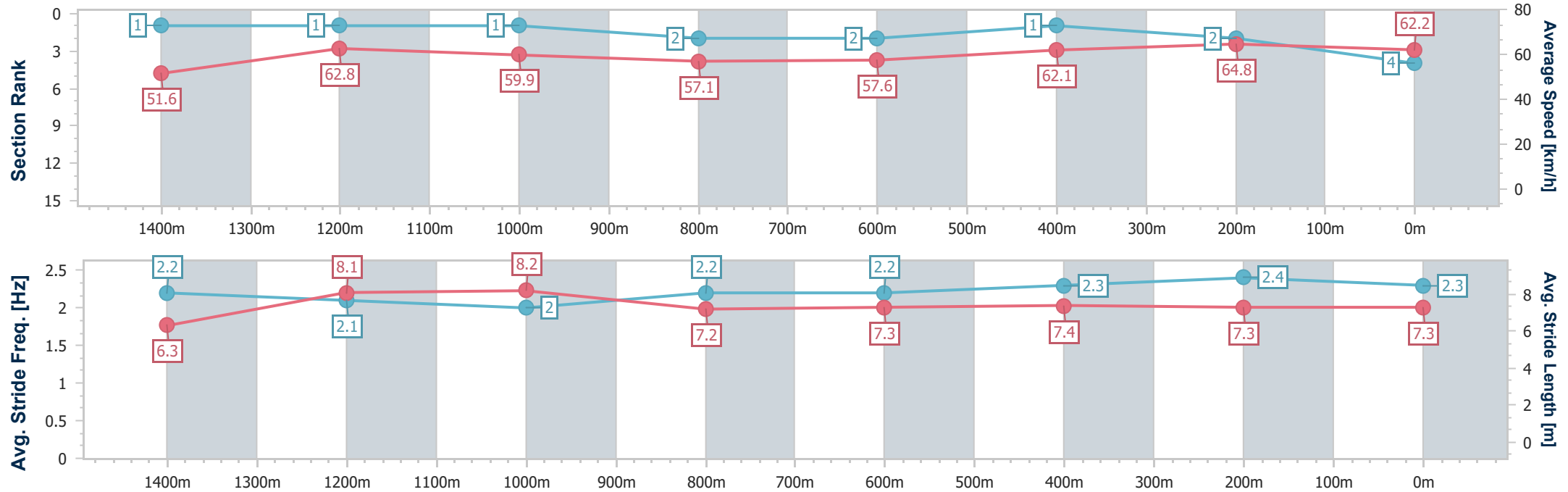
Horse/Jockey Name	Spanish Fox
Final Rank	4
Fastest Section Time (Section)	0:11.05 (400m)
Top Speed [km/h] (Section)	65.9 (400m)
Race State	Finished



DoombenProfessional  
Race 10: Ladbrokes Hosted Pots BM78 Handicap - 1600m  
07 February 2026 - 17:46  
Track Rating: Good 4, Weather: Fine, Rail Position: True Entire Circuit



Section	Overall	1400m	1200m	1000m	800m	600m	400m	200m					
Section Times	1:36.55 [4] (0:13.98)	1:22.57 [1] (0:11.43)	1:11.14 [1] (0:11.98)	0:59.16 [1] (0:12.60)	0:46.56 [2] (0:12.40)	0:34.16 [2] (0:11.43)	0:22.73 [1] (0:11.05)	0:11.68 [2] (0:11.68)					
Average Speed [km/h]	51.6	62.8	59.9	57.1	57.6	62.1	64.8	62.2					
Top Speed [km/h]	62.6	64.0	61.7	58.9	59.6	64.0	65.9	64.9					
Avg. Dist. to Rail [m]	1.2	0.7	0.1	0.2	1.4	2.7	1.7	1.1					
Avg. Stride Freq. [Hz]	2.2	2.1	2.0	2.2	2.2	2.3	2.4	2.3					
Avg. Stride Length [m]	6.3	8.1	8.2	7.2	7.3	7.4	7.3	7.3					



- [ ] Ranking at each section and finish
- .-.- No data available at this section
- NA No data available



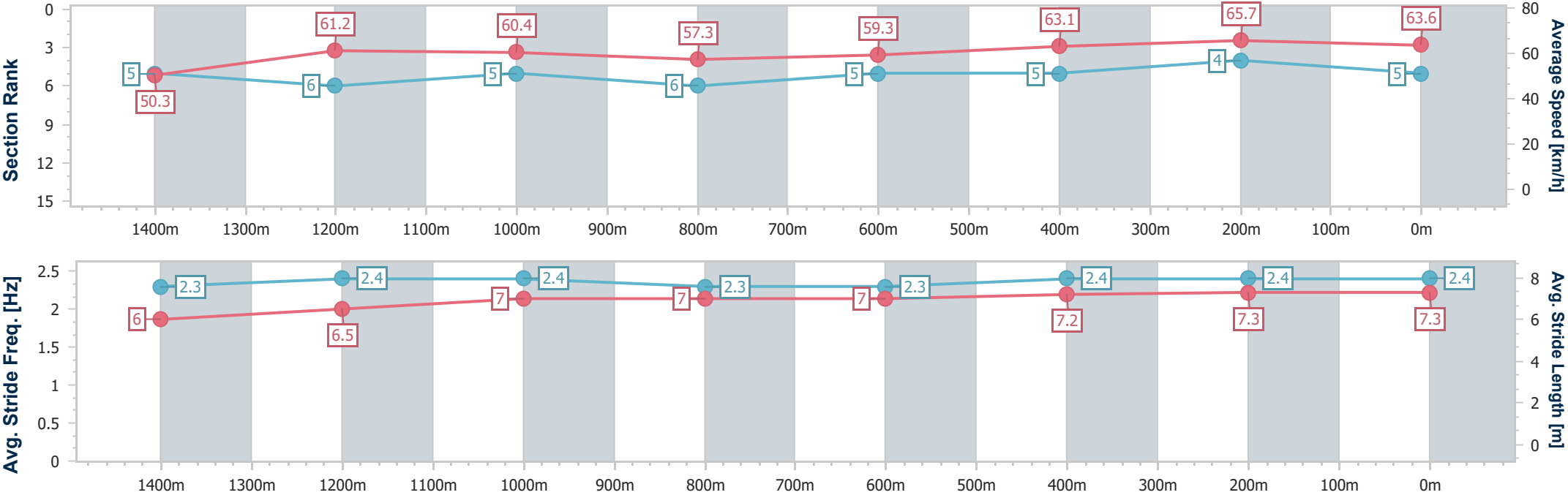
Horse/Jockey Name	Red Defcon
Final Rank	5
Fastest Section Time (Section)	0:10.96 (400m)
Top Speed [km/h] (Section)	67.1 (400m)
Race State	Finished



DoombenProfessional  
Race 10: Ladbrokes Hosted Pots BM78 Handicap - 1600m  
07 February 2026 - 17:46  
Track Rating: Good 4, Weather: Fine, Rail Position: True Entire Circuit



Section	Overall	1400m	1200m	1000m	800m	600m	400m	200m					
Section Times	1:36.68 [5] (0:14.30)	1:22.38 [5] (0:11.71)	1:10.67 [6] (0:11.95)	0:58.72 [5] (0:12.60)	0:46.12 [6] (0:12.23)	0:33.89 [5] (0:11.48)	0:22.41 [5] (0:10.96)	0:11.45 [4] (0:11.45)					
Average Speed [km/h]	50.3	61.2	60.4	57.3	59.3	63.1	65.7	63.6					
Top Speed [km/h]	63.6	62.3	62.2	59.0	61.3	64.2	67.1	65.9					
Avg. Dist. to Rail [m]	2.5	0.4	0.8	1.2	1.6	0.8	1.4	3.5					
Avg. Stride Freq. [Hz]	2.3	2.4	2.4	2.3	2.3	2.4	2.4	2.4					
Avg. Stride Length [m]	6.0	6.5	7.0	7.0	7.0	7.2	7.3	7.3					



[ ] Ranking at each section and finish  
-.-.- No data available at this section  
NA No data available



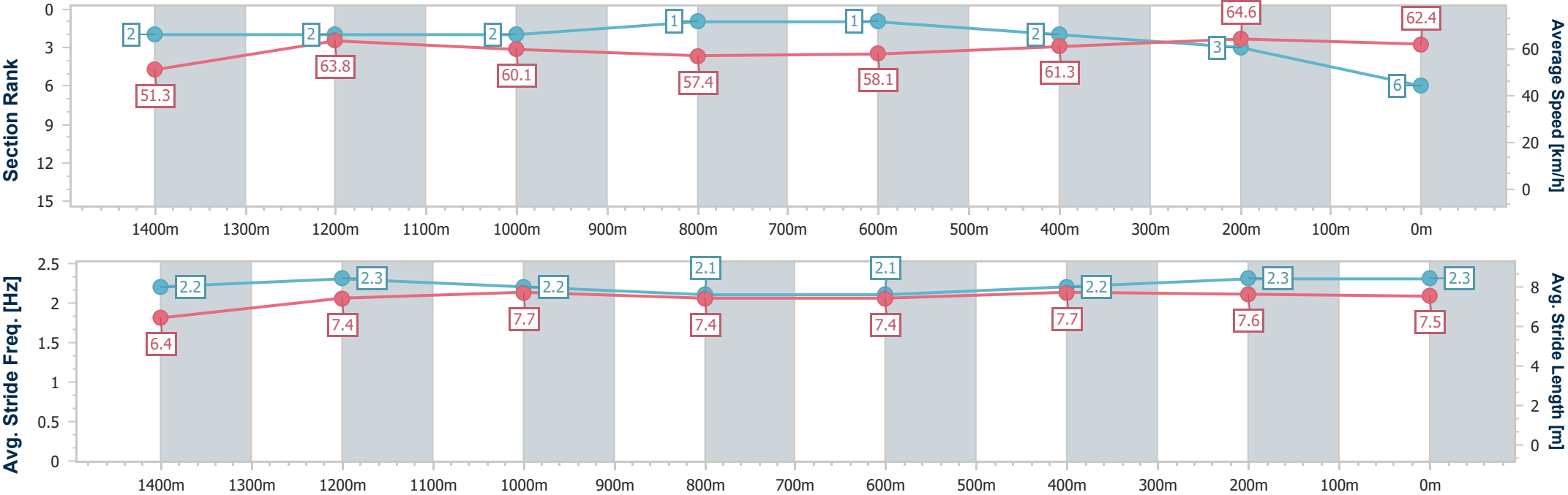
Horse/Jockey Name	Hella Fast
Final Rank	6
Fastest Section Time (Section)	0:11.11 (400m)
Top Speed [km/h] (Section)	65.4 (400m)
Race State	Finished



DoombenProfessional  
Race 10: Ladbrokes Hosted Pots BM78 Handicap - 1600m  
07 February 2026 - 17:46  
Track Rating: Good 4, Weather: Fine, Rail Position: True Entire Circuit



Section	Overall	1400m	1200m	1000m	800m	600m	400m	200m					
Section Times	1:36.78 [6] (0:14.06)	1:22.72 [2] (0:11.40)	1:11.32 [2] (0:11.99)	0:59.33 [2] (0:12.51)	0:46.82 [1] (0:12.35)	0:34.47 [1] (0:11.72)	0:22.75 [2] (0:11.11)	0:11.64 [3] (0:11.64)					
Average Speed [km/h]	51.3	63.8	60.1	57.4	58.1	61.3	64.6	62.4					
Top Speed [km/h]	64.4	64.8	61.5	59.1	59.7	63.7	65.4	64.3					
Avg. Dist. to Rail [m]	5.9	1.6	1.0	0.9	0.6	0.3	1.1	2.9					
Avg. Stride Freq. [Hz]	2.2	2.3	2.2	2.1	2.1	2.2	2.3	2.3					
Avg. Stride Length [m]	6.4	7.4	7.7	7.4	7.4	7.7	7.6	7.5					





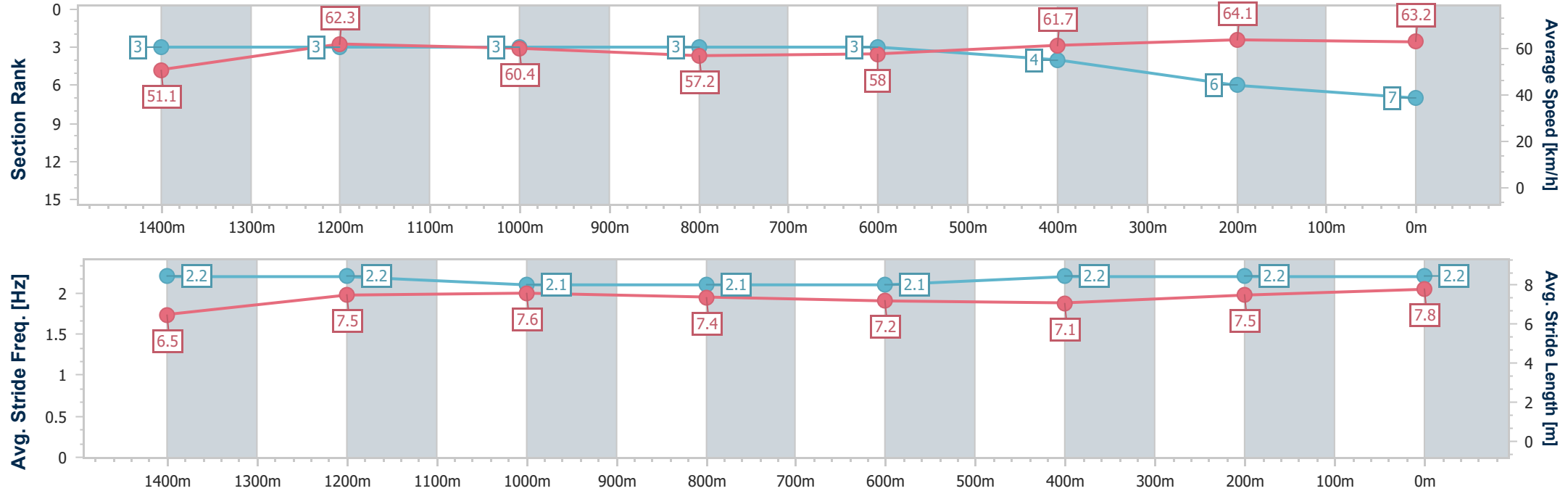
Horse/Jockey Name	Kipling's Journey
Final Rank	7
Fastest Section Time (Section)	0:11.27 (400m)
Top Speed [km/h] (Section)	65.1 (400m)
Race State	Finished



DoombenProfessional  
Race 10: Ladbrokes Hosted Pots BM78 Handicap - 1600m  
07 February 2026 - 17:46  
Track Rating: Good 4, Weather: Fine, Rail Position: True Entire Circuit



Section	Overall	1400m	1200m	1000m	800m	600m	400m	200m					
Section Times	1:36.93 [7] (0:14.08)	1:22.85 [3] (0:11.52)	1:11.33 [3] (0:11.96)	0:59.37 [3] (0:12.58)	0:46.79 [3] (0:12.40)	0:34.39 [3] (0:11.62)	0:22.77 [4] (0:11.27)	0:11.50 [6] (0:11.50)					
Average Speed [km/h]	51.1	62.3	60.4	57.2	58.0	61.7	64.1	63.2					
Top Speed [km/h]	63.1	63.0	62.1	58.7	59.8	63.0	65.1	64.8					
Avg. Dist. to Rail [m]	2.0	0.3	0.4	0.2	0.1	0.2	0.4	0.6					
Avg. Stride Freq. [Hz]	2.2	2.2	2.1	2.1	2.1	2.2	2.2	2.2					
Avg. Stride Length [m]	6.5	7.5	7.6	7.4	7.2	7.1	7.5	7.8					



- [ ] Ranking at each section and finish
- .-.- No data available at this section
- NA No data available



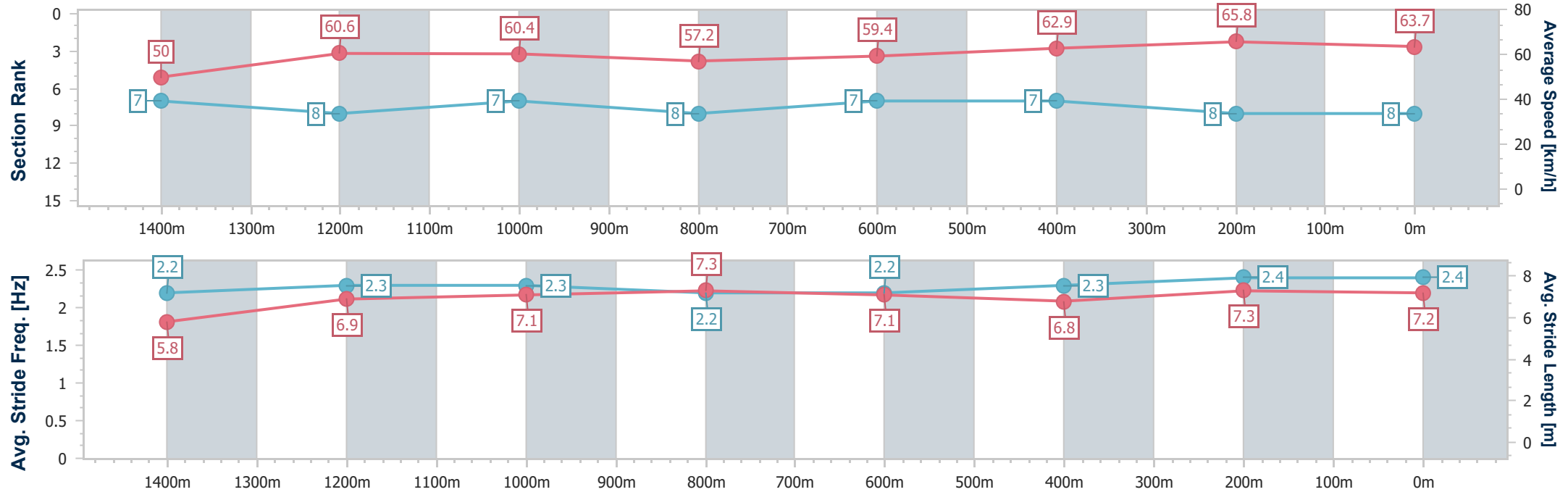
Horse/Jockey Name	Diana's Affair
Final Rank	8
Fastest Section Time (Section)	0:10.97 (400m)
Top Speed [km/h] (Section)	66.1 (400m)
Race State	Finished



DoombenProfessional  
Race 10: Ladbroke's Hosted Pots BM78 Handicap - 1600m  
07 February 2026 - 17:46  
Track Rating: Good 4, Weather: Fine, Rail Position: True Entire Circuit



Section	Overall	1400m	1200m	1000m	800m	600m	400m	200m					
Section Times	1:36.94 [8] (0:14.47)	1:22.47 [7] (0:11.90)	1:10.57 [8] (0:11.89)	0:58.68 [7] (0:12.61)	0:46.07 [8] (0:12.19)	0:33.88 [7] (0:11.50)	0:22.38 [7] (0:10.97)	0:11.41 [8] (0:11.41)					
Average Speed [km/h]	50.0	60.6	60.4	57.2	59.4	62.9	65.8	63.7					
Top Speed [km/h]	63.0	61.6	62.0	59.1	61.3	65.2	66.1	65.7					
Avg. Dist. to Rail [m]	4.1	0.5	0.3	0.6	0.9	0.9	1.9	5.9					
Avg. Stride Freq. [Hz]	2.2	2.3	2.3	2.2	2.2	2.3	2.4	2.4					
Avg. Stride Length [m]	5.8	6.9	7.1	7.3	7.1	6.8	7.3	7.2					





Horse/Jockey Name	Tuhinga
Final Rank	9
Fastest Section Time (Section)	0:11.10 (400m)
Top Speed [km/h] (Section)	67.3 (400m)
Race State	Finished



## DoobbenProfessional

Race 10: Ladbrokes Hosted Pots BM78 Handicap - 1600m

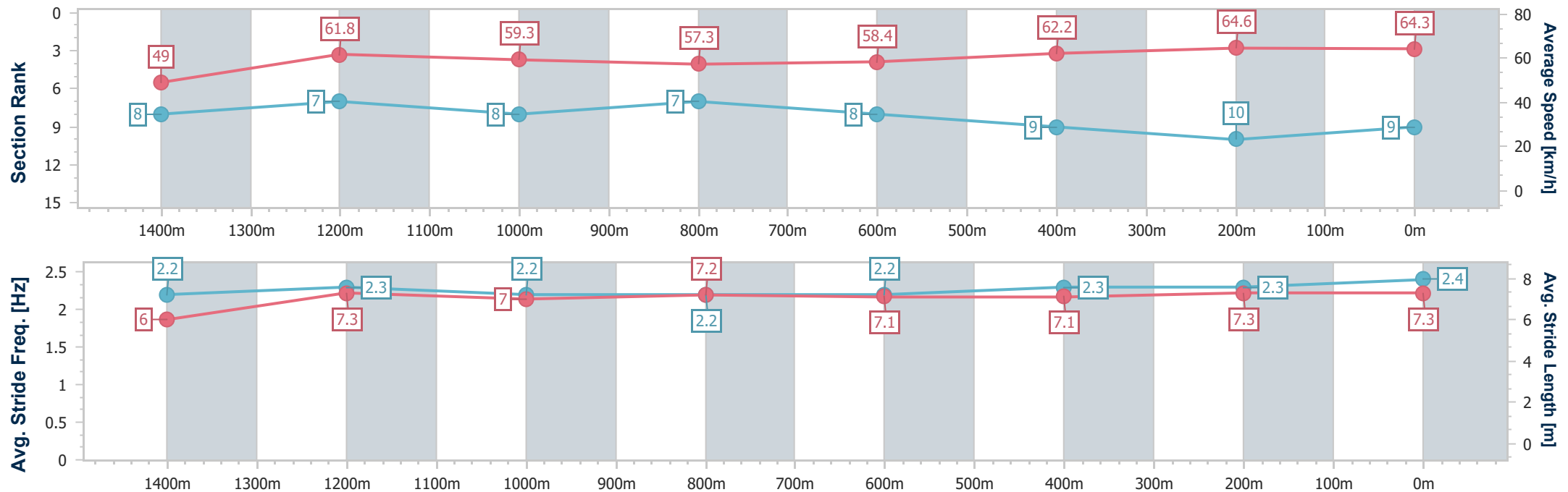
07 February 2026 - 17:46

Track Rating: Good 4, Weather: Fine, Rail Position: True Entire Circuit



BRISBANE  
RACING CLUB

Section	Overall	1400m	1200m	1000m	800m	600m	400m	200m					
Section Times	1:37.03 [9] (0:14.67)	1:22.36 [8] (0:11.56)	1:10.80 [7] (0:12.09)	0:58.71 [8] (0:12.51)	0:46.20 [7] (0:12.31)	0:33.89 [8] (0:11.47)	0:22.42 [9] (0:11.10)	0:11.32 [10] (0:11.32)					
Average Speed [km/h]	49.0	61.8	59.3	57.3	58.4	62.2	64.6	64.3					
Top Speed [km/h]	61.8	62.9	62.0	59.9	60.6	64.7	67.3	65.8					
Avg. Dist. to Rail [m]	1.9	1.5	1.7	1.4	1.2	1.1	1.2	1.7					
Avg. Stride Freq. [Hz]	2.2	2.3	2.2	2.2	2.2	2.3	2.3	2.4					
Avg. Stride Length [m]	6.0	7.3	7.0	7.2	7.1	7.1	7.3	7.3					





Horse/Jockey Name	I'm Heroic
Final Rank	10
Fastest Section Time (Section)	0:11.17 (400m)
Top Speed [km/h] (Section)	65.9 (400m)
Race State	Finished



DoombenProfessional  
Race 10: Ladbrokes Hosted Pots BM78 Handicap - 1600m  
07 February 2026 - 17:46  
Track Rating: Good 4, Weather: Fine, Rail Position: True Entire Circuit



Section	Overall	1400m	1200m	1000m	800m	600m	400m	200m					
Section Times	1:37.10 [10] (0:14.43)	1:22.67 [6] (0:11.42)	1:11.25 [5] (0:12.14)	0:59.11 [6] (0:12.50)	0:46.61 [5] (0:12.35)	0:34.26 [6] (0:11.58)	0:22.68 [6] (0:11.17)	0:11.51 [9] (0:11.51)					
Average Speed [km/h]	50.0	62.2	59.5	57.2	58.4	62.4	64.3	62.8					
Top Speed [km/h]	64.1	63.3	62.2	59.0	60.6	64.0	65.9	65.6					
Avg. Dist. to Rail [m]	1.6	1.4	0.8	0.5	0.2	0.3	1.0	1.1					
Avg. Stride Freq. [Hz]	2.2	2.3	2.3	2.2	2.2	2.3	2.4	2.4					
Avg. Stride Length [m]	6.1	6.8	6.8	6.7	6.7	6.8	7.0	6.9					

