



GattonProfessional

Race 1: QN HOTEL LAIDLEY Maiden Plate - 860m

10 February 2026 - 13:35



LOCKYER VALLEY
· TURF CLUB ·

Track Rating: Good 4, Weather: Overcast, Rail Position: True Entire Circuit

Section						Overall	800m	600m	400m	200m			Last 600m	
Field Times						0:49.73 (0:05.96)	0:43.77 (0:10.77)	0:33.00 (0:10.83)	0:22.17 (0:10.99)	0:11.18 (0:11.18)			0:33.00	
Rank	TAB	Horse/Jockey	Barrier	Top Speed [km/h]	Fastest Section								Margin	Distance Travelled [m]
1	8	SYNERGIZE	6	69.8	0:06.07	0:49.73 [1]	0:43.66 [3]	0:32.99 [2]	0:22.08 [2]	0:11.18 [1]	0:49.73	0:32.99		
		Les Tilley		600m	Overall	(0:06.07)	(0:10.67)	(0:10.91)	(0:10.90)	(0:11.18)				
2	4	AMORE SIRENA	5	69.6	0:06.05	0:50.26 [2]	0:44.21 [2]	0:33.53 [1]	0:22.70 [1]	0:11.62 [2]	3.16L	0:33.53	-3	
		Stacey Callow		600m	Overall	(0:06.05)	(0:10.68)	(0:10.83)	(0:11.08)	(0:11.62)				
3	1	RAINSITPOURS	8	69.6	0:06.18	0:50.34 [3]	0:44.16 [4]	0:33.43 [4]	0:22.53 [4]	0:11.55 [3]	3.64L	0:33.43	-5	
		Nathan Fazackerley		800m	Overall	(0:06.18)	(0:10.73)	(0:10.90)	(0:10.98)	(0:11.55)				
4	9	THRILL SEEKER	3	69.1	0:05.96	0:51.08 [4]	0:45.12 [1]	0:34.30 [3]	0:23.40 [3]	0:12.22 [4]	7.97L	0:34.30	-9	
		Micheal Hellyer		800m	Overall	(0:05.96)	(0:10.82)	(0:10.90)	(0:11.18)	(0:12.22)				
5	3	PARTY TRICK	7	66.7	0:06.25	0:51.94 [5]	0:45.69 [5]	0:34.57 [5]	0:23.35 [5]	0:11.98 [5]	13.03L	0:34.57	-5	
		Hannah Richardson		800m	Overall	(0:06.25)	(0:11.12)	(0:11.22)	(0:11.37)	(0:11.98)				

Scratched: Lira (#6), Scottville Scooter (#7), Copper Star (#2), Lonesome Star (#10), Bloods A Rushin' (#5)



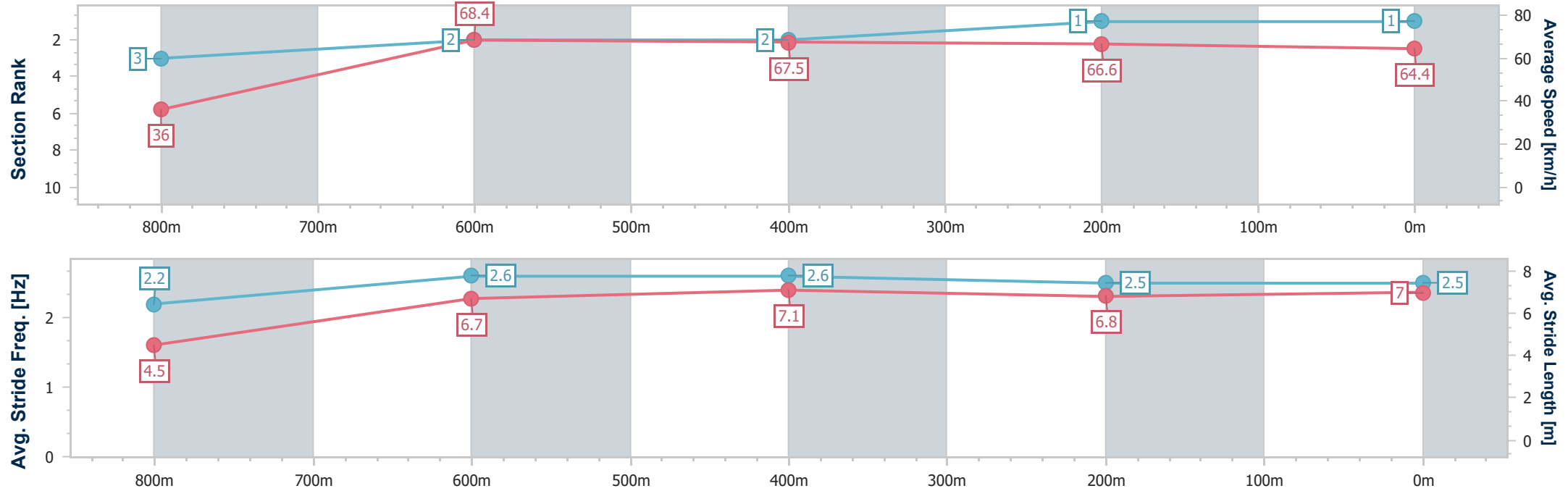
Horse/Jockey Name	Synergize
Final Rank	1
Fastest Section Time (Section)	0:06.07 (Overall)
Top Speed [km/h] (Section)	69.8 (600m)
Race State	Finished



GattonProfessional
Race 1: QN HOTEL LAIDLEY Maiden Plate - 860m
10 February 2026 - 13:35
Track Rating: Good 4, Weather: Overcast, Rail Position: True Entire Circuit



Section	Overall	800m	600m	400m	200m									
Section Times	0:49.73 [1] (0:06.07)	0:43.66 [3] (0:10.67)	0:32.99 [2] (0:10.91)	0:22.08 [2] (0:10.90)	0:11.18 [1] (0:11.18)									
Average Speed [km/h]	36.0	68.4	67.5	66.6	64.4									
Top Speed [km/h]	62.1	69.5	69.8	68.0	66.2									
Avg. Dist. to Rail [m]	11.2	4.0	3.9	4.9	4.7									
Avg. Stride Freq. [Hz]	2.2	2.6	2.6	2.5	2.5									
Avg. Stride Length [m]	4.5	6.7	7.1	6.8	7.0									





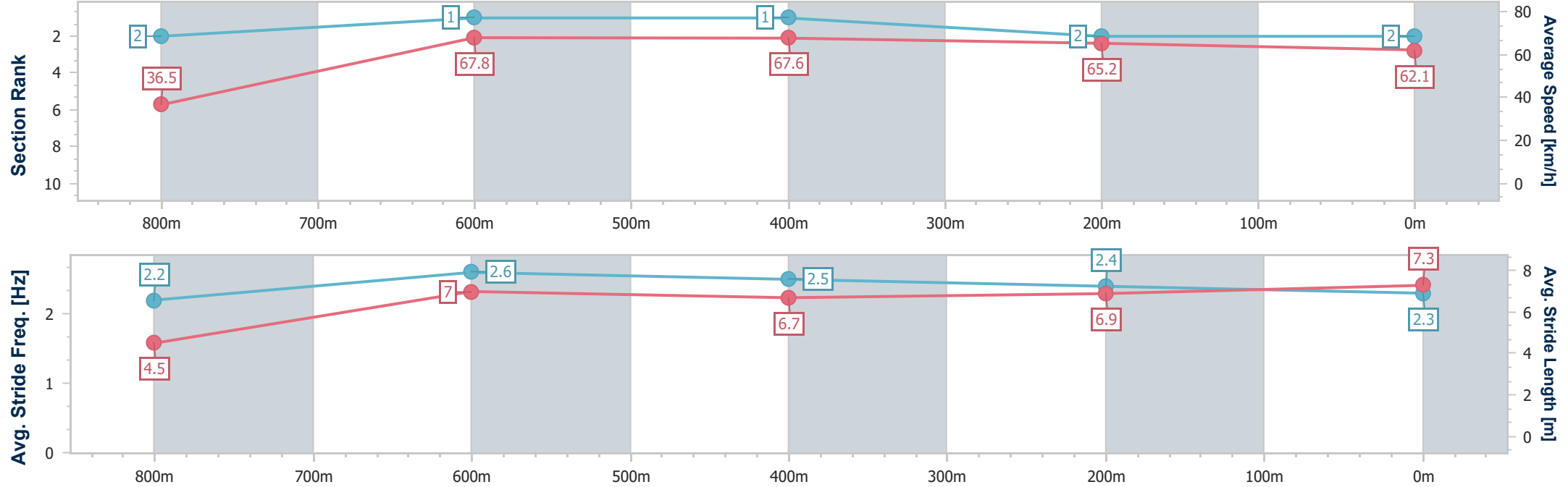
Horse/Jockey Name	Amore Sirena
Final Rank	2
Fastest Section Time (Section)	0:06.05 (Overall)
Top Speed [km/h] (Section)	69.6 (600m)
Race State	Finished



GattonProfessional
Race 1: QN HOTEL LAIDLEY Maiden Plate - 860m
10 February 2026 - 13:35
Track Rating: Good 4, Weather: Overcast, Rail Position: True Entire Circuit



Section	Overall	800m	600m	400m	200m										
Section Times	0:50.26 [2] (0:06.05)	0:44.21 [2] (0:10.68)	0:33.53 [1] (0:10.83)	0:22.70 [1] (0:11.08)	0:11.62 [2] (0:11.62)										
Average Speed [km/h]	36.5	67.8	67.6	65.2	62.1										
Top Speed [km/h]	61.2	69.5	69.6	66.4	64.1										
Avg. Dist. to Rail [m]	9.9	2.9	2.6	3.4	3.5										
Avg. Stride Freq. [Hz]	2.2	2.6	2.5	2.4	2.3										
Avg. Stride Length [m]	4.5	7.0	6.7	6.9	7.3										



[] Ranking at each section and finish
- - - - - No data available at this section
NA No data available



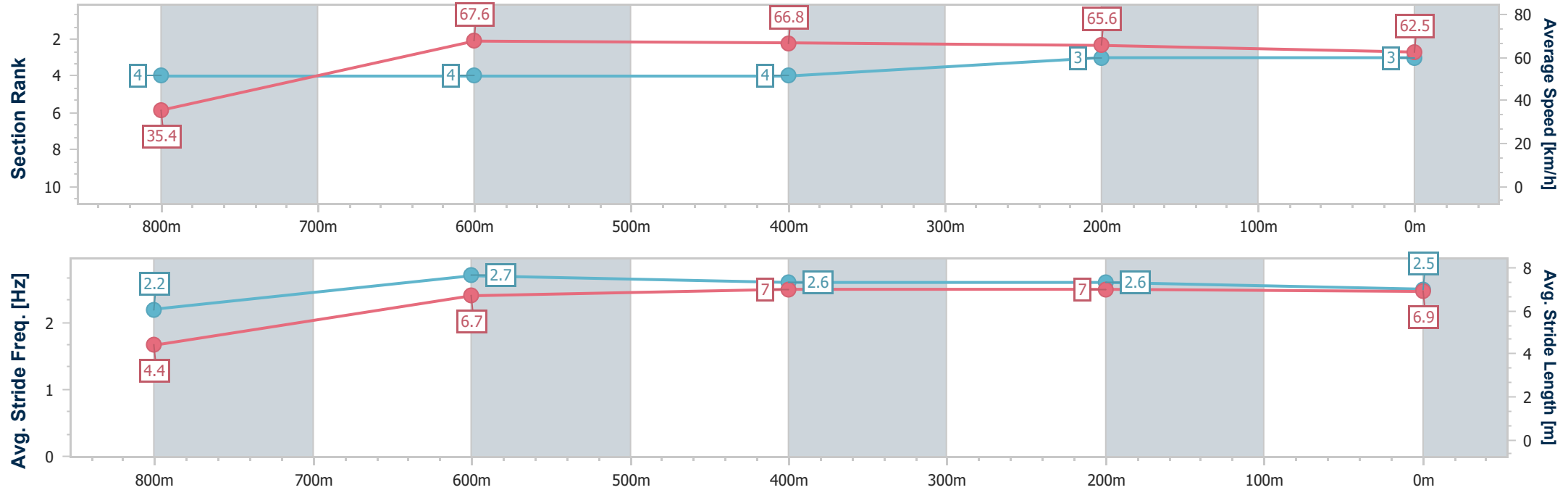
Horse/Jockey Name	Rainsitpours
Final Rank	3
Fastest Section Time (Section)	0:06.18 (Overall)
Top Speed [km/h] (Section)	69.6 (800m)
Race State	Finished



GattonProfessional
Race 1: QN HOTEL LAIDLEY Maiden Plate - 860m
10 February 2026 - 13:35
Track Rating: Good 4, Weather: Overcast, Rail Position: True Entire Circuit



Section	Overall	800m	600m	400m	200m										
Section Times	0:50.34 [3] (0:06.18)	0:44.16 [4] (0:10.73)	0:33.43 [4] (0:10.90)	0:22.53 [4] (0:10.98)	0:11.55 [3] (0:11.55)										
Average Speed [km/h]	35.4	67.6	66.8	65.6	62.5										
Top Speed [km/h]	60.7	69.6	68.8	67.3	64.7										
Avg. Dist. to Rail [m]	12.5	3.1	1.4	2.5	3.0										
Avg. Stride Freq. [Hz]	2.2	2.7	2.6	2.6	2.5										
Avg. Stride Length [m]	4.4	6.7	7.0	7.0	6.9										





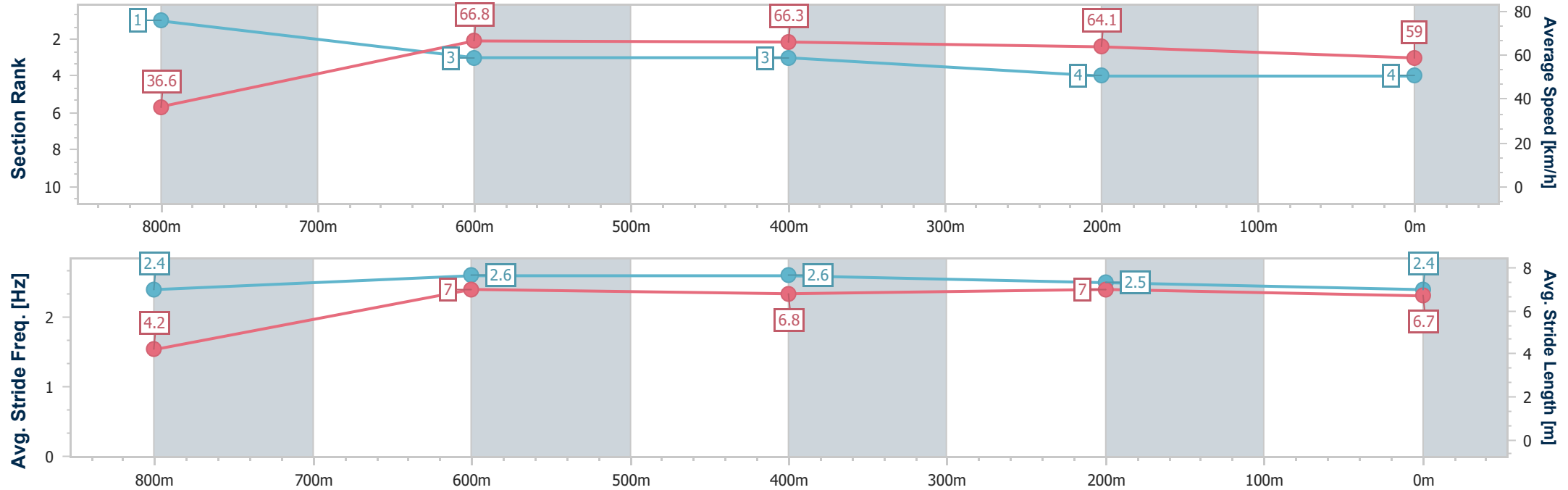
Horse/Jockey Name	Thrill Seeker
Final Rank	4
Fastest Section Time (Section)	0:05.96 (Overall)
Top Speed [km/h] (Section)	69.1 (800m)
Race State	Finished



GattonProfessional
Race 1: QN HOTEL LAIDLEY Maiden Plate - 860m
10 February 2026 - 13:35
Track Rating: Good 4, Weather: Overcast, Rail Position: True Entire Circuit



Section	Overall	800m	600m	400m	200m										
Section Times	0:51.08 [4] (0:05.96)	0:45.12 [1] (0:10.82)	0:34.30 [3] (0:10.90)	0:23.40 [3] (0:11.18)	0:12.22 [4] (0:12.22)										
Average Speed [km/h]	36.6	66.8	66.3	64.1	59.0										
Top Speed [km/h]	61.2	69.1	68.9	65.9	63.4										
Avg. Dist. to Rail [m]	9.3	2.1	0.4	0.6	0.5										
Avg. Stride Freq. [Hz]	2.4	2.6	2.6	2.5	2.4										
Avg. Stride Length [m]	4.2	7.0	6.8	7.0	6.7										



- [] Ranking at each section and finish
- .-.- No data available at this section
- NA No data available



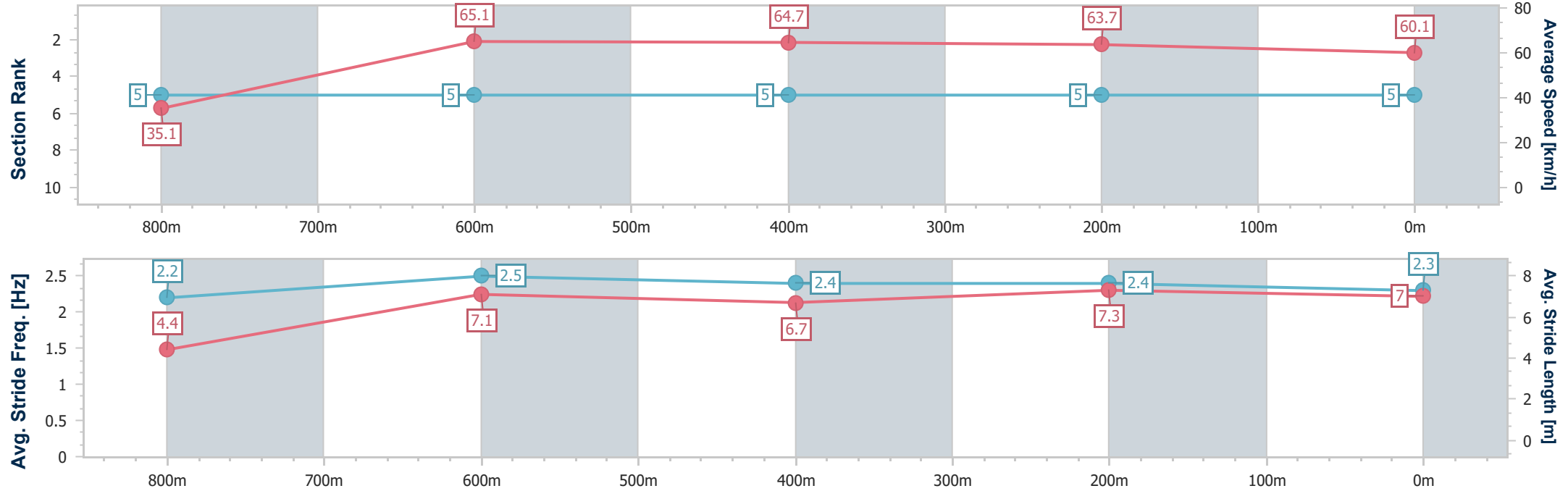
Horse/Jockey Name	Party Trick
Final Rank	5
Fastest Section Time (Section)	0:06.25 (Overall)
Top Speed [km/h] (Section)	66.7 (800m)
Race State	Finished



GattonProfessional
Race 1: QN HOTEL LAIDLEY Maiden Plate - 860m
10 February 2026 - 13:35
Track Rating: Good 4, Weather: Overcast, Rail Position: True Entire Circuit



Section	Overall	800m	600m	400m	200m										
Section Times	0:51.94 [5] (0:06.25)	0:45.69 [5] (0:11.12)	0:34.57 [5] (0:11.22)	0:23.35 [5] (0:11.37)	0:11.98 [5] (0:11.98)										
Average Speed [km/h]	35.1	65.1	64.7	63.7	60.1										
Top Speed [km/h]	58.5	66.7	66.6	64.6	62.0										
Avg. Dist. to Rail [m]	12.0	2.5	1.7	2.1	2.4										
Avg. Stride Freq. [Hz]	2.2	2.5	2.4	2.4	2.3										
Avg. Stride Length [m]	4.4	7.1	6.7	7.3	7.0										





GattonProfessional
Race 2: BARRIER REEF POOLS QTIS Three-Years-Old BM58 Handicap - 1400m
10 February 2026 - 14:12



Track Rating: Good 4, Weather: Overcast, Rail Position: True Entire Circuit

Section						Overall	1200m	1000m	800m	600m	400m	Last 600m	
Field Times						1:23.74 (0:13.01)	1:10.73 (0:11.46)	0:59.27 (0:11.88)	0:47.39 (0:11.75)	0:35.64 (0:11.88)	0:23.76 (0:11.75)	0:35.64	
Rank	TAB	Horse/Jockey	Barrier	Top Speed [km/h]	Fastest Section								Distance Travelled [m]
1	9	OH PRETTY EMMA	5	66.0	0:11.46	1:23.74 [1]	1:10.08 [6]	0:58.55 [7]	0:46.85 [7]	0:35.07 [6]	0:23.17 [7]	0:35.07	
		Fred Larson		Overall	200m	(0:13.66)	(0:11.53)	(0:11.70)	(0:11.78)	(0:11.90)	(0:11.71)		
2	3	SWANFELS	3	65.9	0:11.55	1:23.95 [2]	1:10.70 [3]	0:59.15 [3]	0:47.42 [3]	0:35.72 [3]	0:23.73 [3]	0:35.72 +6	
		Les Tilley		Overall	1200m	(0:13.25)	(0:11.55)	(0:11.73)	(0:11.70)	(0:11.99)	(0:11.72)		
3	2	SLEEPY JOE	6	67.2	0:11.46	1:24.09 [3]	1:11.08 [1]	0:59.62 [1]	0:47.74 [1]	0:35.99 [1]	0:24.11 [1]	0:35.99 +0	
		Harrison Shaw		Overall	1200m	(0:13.01)	(0:11.46)	(0:11.88)	(0:11.75)	(0:11.88)	(0:11.75)		
4	4	LIFT'N'MEHIGHER	2	67.3	0:11.34	1:24.27 [4]	1:10.79 [4]	0:59.45 [4]	0:47.73 [4]	0:35.91 [4]	0:24.01 [4]	0:35.91 +5	
		Gary Geran		1200m	1200m	(0:13.48)	(0:11.34)	(0:11.72)	(0:11.82)	(0:11.90)	(0:11.71)		
5	8	KACHINA GIRL	1	66.0	0:11.54	1:24.54 [5]	1:11.06 [4]	0:59.52 [5]	0:47.78 [5]	0:36.07 [5]	0:24.14 [5]	0:36.07 +3	
		Sean Cormack		1200m	1200m	(0:13.48)	(0:11.54)	(0:11.74)	(0:11.71)	(0:11.93)	(0:11.82)		
6	5	MISHANI STELLER	7	67.9	0:11.30	1:24.56 [6]	1:11.37 [2]	1:00.07 [2]	0:48.20 [2]	0:36.40 [2]	0:24.49 [2]	0:36.40 +5	
		Reece O'Connell		1200m	1200m	(0:13.19)	(0:11.30)	(0:11.87)	(0:11.80)	(0:11.91)	(0:11.74)		
7	6	NASIRON	4	66.8	0:11.47	1:25.72 [7]	1:12.04 [7]	1:00.57 [6]	0:48.84 [6]	0:37.02 [7]	0:25.19 [6]	0:37.02 +9	
		Nozi Tomizawa		1200m	1200m	(0:13.68)	(0:11.47)	(0:11.73)	(0:11.82)	(0:11.83)	(0:11.88)		

Scratched: Dubble Hussle (#7), Mishani Comrade (#1)



GattonProfessional
Race 2: BARRIER REEF POOLS QTIS Three-Years-Old BM58 Handicap - 1400m
10 February 2026 - 14:12



Track Rating: Good 4, Weather: Overcast, Rail Position: True Entire Circuit

Section						200m			Last 600m
Field Times						0:12.01 (0:12.01)			0:35.64
Rank	TAB	Horse/Jockey	Barrier	Top Speed [km/h]	Fastest Section	Margin		Distance Travelled [m]	
1	9	OH PRETTY EMMA	5	66.0	0:11.46	0:11.46 [6]	1:23.74	0:35.07	
		Fred Larson		Overall	200m	(0:11.46)			
2	3	SWANFELS	3	65.9	0:11.55	0:12.01 [3]	1.18L	0:35.72	+6
		Les Tilley		Overall	1200m	(0:12.01)			
3	2	SLEEPY JOE	6	67.2	0:11.46	0:12.36 [1]	2.04L	0:35.99	+0
		Harrison Shaw		Overall	1200m	(0:12.36)			
4	4	LIFT'N'MEHIGHER	2	67.3	0:11.34	0:12.30 [4]	3.07L	0:35.91	+5
		Gary Geran		1200m	1200m	(0:12.30)			
5	8	KACHINA GIRL	1	66.0	0:11.54	0:12.32 [5]	4.66L	0:36.07	+3
		Sean Cormack		1200m	1200m	(0:12.32)			
6	5	MISHANI STELLER	7	67.9	0:11.30	0:12.75 [2]	4.83L	0:36.40	+5
		Reece O'Connell		1200m	1200m	(0:12.75)			
7	6	NASIRON	4	66.8	0:11.47	0:13.31 [7]	11.6L	0:37.02	+9
		Nozi Tomizawa		1200m	1200m	(0:13.31)			

Scratched: Dubble Hussle (#7), Mishani Comrade (#1)



Horse/Jockey Name	Oh Pretty Emma
Final Rank	1
Fastest Section Time (Section)	0:11.46 (200m)
Top Speed [km/h] (Section)	66.0 (Overall)
Race State	Finished



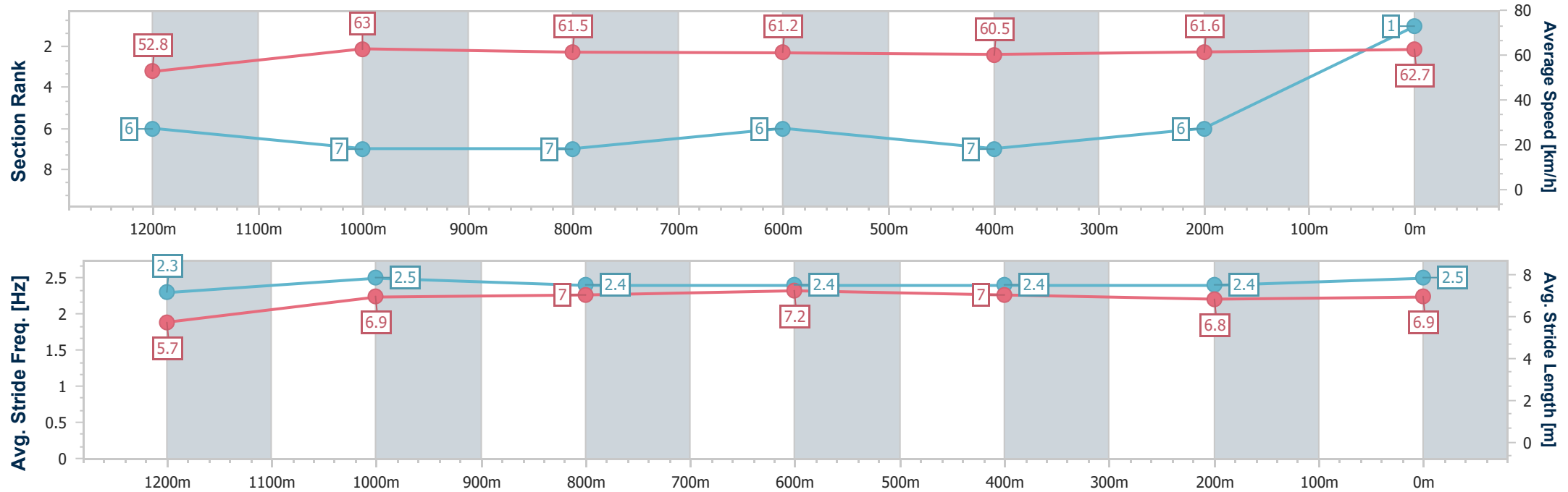
GattonProfessional
Race 2: BARRIER REEF POOLS QTIS Three-Years-Old BM58
Handicap - 1400m

10 February 2026 - 14:12

Track Rating: Good 4, Weather: Overcast, Rail Position: True Entire
Circuit



Section	Overall	1200m	1000m	800m	600m	400m	200m							
Section Times	1:23.74 [1] (0:13.66)	1:10.08 [6] (0:11.53)	0:58.55 [7] (0:11.70)	0:46.85 [7] (0:11.78)	0:35.07 [6] (0:11.90)	0:23.17 [7] (0:11.71)	0:11.46 [6] (0:11.46)							
Average Speed [km/h]	52.8	63.0	61.5	61.2	60.5	61.6	62.7							
Top Speed [km/h]	66.0	65.9	63.0	62.3	62.1	63.1	63.1							
Avg. Dist. to Rail [m]	3.8	1.4	0.2	0.2	0.3	1.8	8.5							
Avg. Stride Freq. [Hz]	2.3	2.5	2.4	2.4	2.4	2.4	2.5							
Avg. Stride Length [m]	5.7	6.9	7.0	7.2	7.0	6.8	6.9							



[] Ranking at each section and finish
-.-.- No data available at this section
NA No data available



Horse/Jockey Name	Swanfels
Final Rank	2
Fastest Section Time (Section)	0:11.55 (1200m)
Top Speed [km/h] (Section)	65.9 (Overall)
Race State	Finished

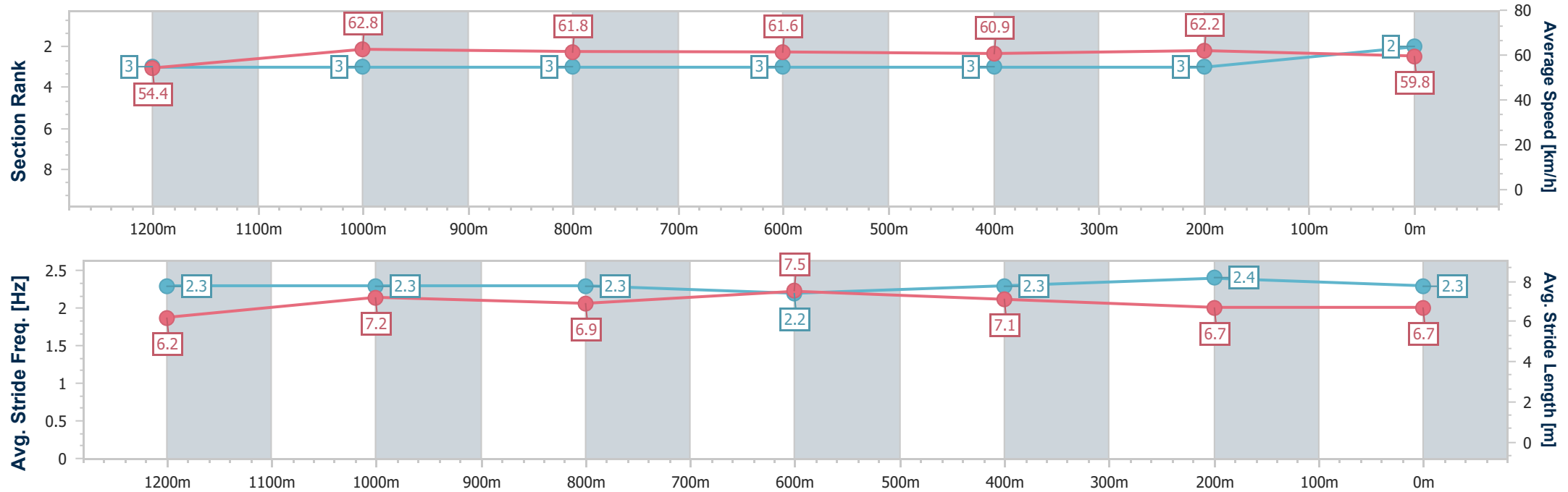


GattonProfessional
Race 2: BARRIER REEF POOLS QTIS Three-Years-Old BM58
Handicap - 1400m

10 February 2026 - 14:12
Track Rating: Good 4, Weather: Overcast, Rail Position: True Entire
Circuit



Section	Overall	1200m	1000m	800m	600m	400m	200m						
Section Times	1:23.95 [2] (0:13.25)	1:10.70 [3] (0:11.55)	0:59.15 [3] (0:11.73)	0:47.42 [3] (0:11.70)	0:35.72 [3] (0:11.99)	0:23.73 [3] (0:11.72)	0:12.01 [3] (0:12.01)						
Average Speed [km/h]	54.4	62.8	61.8	61.6	60.9	62.2	59.8						
Top Speed [km/h]	65.9	65.7	62.7	62.6	62.1	62.7	61.7						
Avg. Dist. to Rail [m]	3.5	1.4	1.3	1.3	2.2	5.4	8.3						
Avg. Stride Freq. [Hz]	2.3	2.3	2.3	2.2	2.3	2.4	2.3						
Avg. Stride Length [m]	6.2	7.2	6.9	7.5	7.1	6.7	6.7						



[] Ranking at each section and finish
-.-.- No data available at this section
NA No data available



Horse/Jockey Name	Sleepy Joe
Final Rank	3
Fastest Section Time (Section)	0:11.46 (1200m)
Top Speed [km/h] (Section)	67.2 (Overall)
Race State	Finished



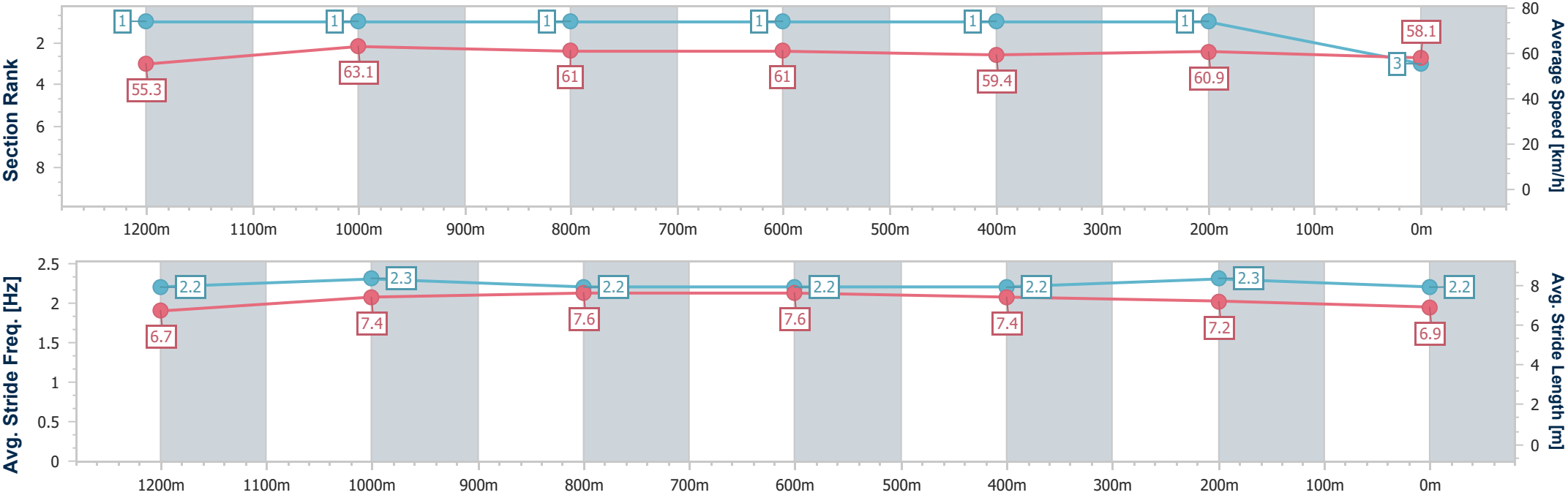
GattonProfessional
Race 2: BARRIER REEF POOLS QTIS Three-Years-Old BM58
Handicap - 1400m

10 February 2026 - 14:12

Track Rating: Good 4, Weather: Overcast, Rail Position: True Entire
Circuit



Section	Overall	1200m	1000m	800m	600m	400m	200m						
Section Times	1:24.09 [3] (0:13.01)	1:11.08 [1] (0:11.46)	0:59.62 [1] (0:11.88)	0:47.74 [1] (0:11.75)	0:35.99 [1] (0:11.88)	0:24.11 [1] (0:11.75)	0:12.36 [1] (0:12.36)						
Average Speed [km/h]	55.3	63.1	61.0	61.0	59.4	60.9	58.1						
Top Speed [km/h]	67.2	67.2	62.3	62.4	61.7	62.1	60.7						
Avg. Dist. to Rail [m]	5.1	1.2	0.8	0.7	2.7	3.0	2.2						
Avg. Stride Freq. [Hz]	2.2	2.3	2.2	2.2	2.2	2.3	2.2						
Avg. Stride Length [m]	6.7	7.4	7.6	7.6	7.4	7.2	6.9						



- [] Ranking at each section and finish
- .-.- No data available at this section
- NA No data available



Horse/Jockey Name	Lift'n'mehigher
Final Rank	4
Fastest Section Time (Section)	0:11.34 (1200m)
Top Speed [km/h] (Section)	67.3 (1200m)
Race State	Finished



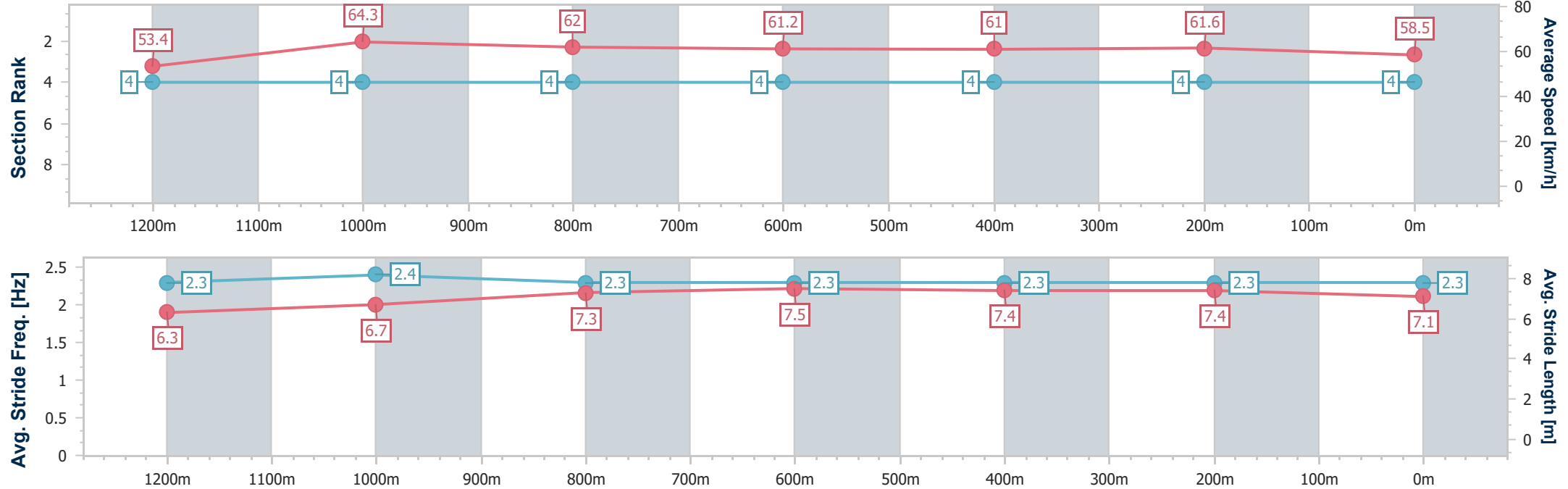
GattonProfessional
Race 2: BARRIER REEF POOLS QTIS Three-Years-Old BM58
Handicap - 1400m

10 February 2026 - 14:12

Track Rating: Good 4, Weather: Overcast, Rail Position: True Entire
Circuit



Section	Overall	1200m	1000m	800m	600m	400m	200m						
Section Times	1:24.27 [4] (0:13.48)	1:10.79 [4] (0:11.34)	0:59.45 [4] (0:11.72)	0:47.73 [4] (0:11.82)	0:35.91 [4] (0:11.90)	0:24.01 [4] (0:11.71)	0:12.30 [4] (0:12.30)						
Average Speed [km/h]	53.4	64.3	62.0	61.2	61.0	61.6	58.5						
Top Speed [km/h]	66.7	67.3	63.4	62.0	61.6	62.8	61.9						
Avg. Dist. to Rail [m]	2.7	1.9	2.4	2.4	1.1	2.3	6.4						
Avg. Stride Freq. [Hz]	2.3	2.4	2.3	2.3	2.3	2.3	2.3						
Avg. Stride Length [m]	6.3	6.7	7.3	7.5	7.4	7.4	7.1						





Horse/Jockey Name	Kachina Girl
Final Rank	5
Fastest Section Time (Section)	0:11.54 (1200m)
Top Speed [km/h] (Section)	66.0 (1200m)
Race State	Finished



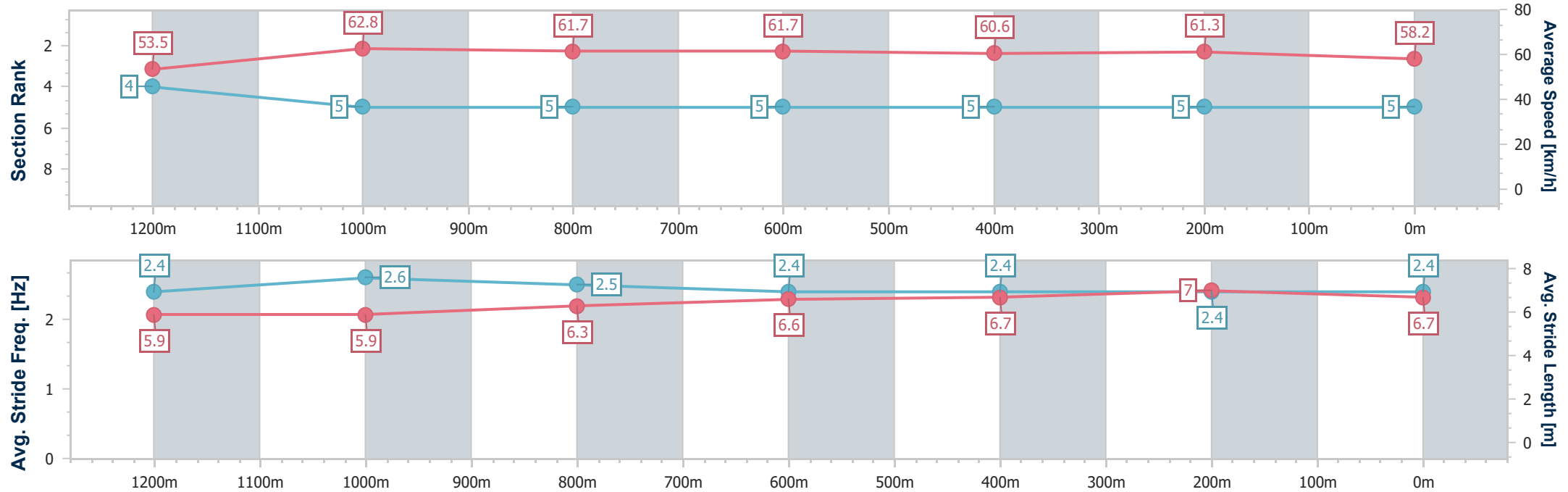
GattonProfessional
Race 2: BARRIER REEF POOLS QTIS Three-Years-Old BM58
Handicap - 1400m

10 February 2026 - 14:12

Track Rating: Good 4, Weather: Overcast, Rail Position: True Entire
Circuit



Section	Overall	1200m	1000m	800m	600m	400m	200m						
Section Times	1:24.54 [5] (0:13.48)	1:11.06 [4] (0:11.54)	0:59.52 [5] (0:11.74)	0:47.78 [5] (0:11.71)	0:36.07 [5] (0:11.93)	0:24.14 [5] (0:11.82)	0:12.32 [5] (0:12.32)						
Average Speed [km/h]	53.5	62.8	61.7	61.7	60.6	61.3	58.2						
Top Speed [km/h]	66.0	66.0	63.0	62.4	62.0	61.8	60.6						
Avg. Dist. to Rail [m]	1.7	1.3	1.3	1.3	1.3	1.9	3.6						
Avg. Stride Freq. [Hz]	2.4	2.6	2.5	2.4	2.4	2.4	2.4						
Avg. Stride Length [m]	5.9	5.9	6.3	6.6	6.7	7.0	6.7						



- [] Ranking at each section and finish
- .-.- No data available at this section
- NA No data available



Horse/Jockey Name	Mishani Steller
Final Rank	6
Fastest Section Time (Section)	0:11.30 (1200m)
Top Speed [km/h] (Section)	67.9 (1200m)
Race State	Finished

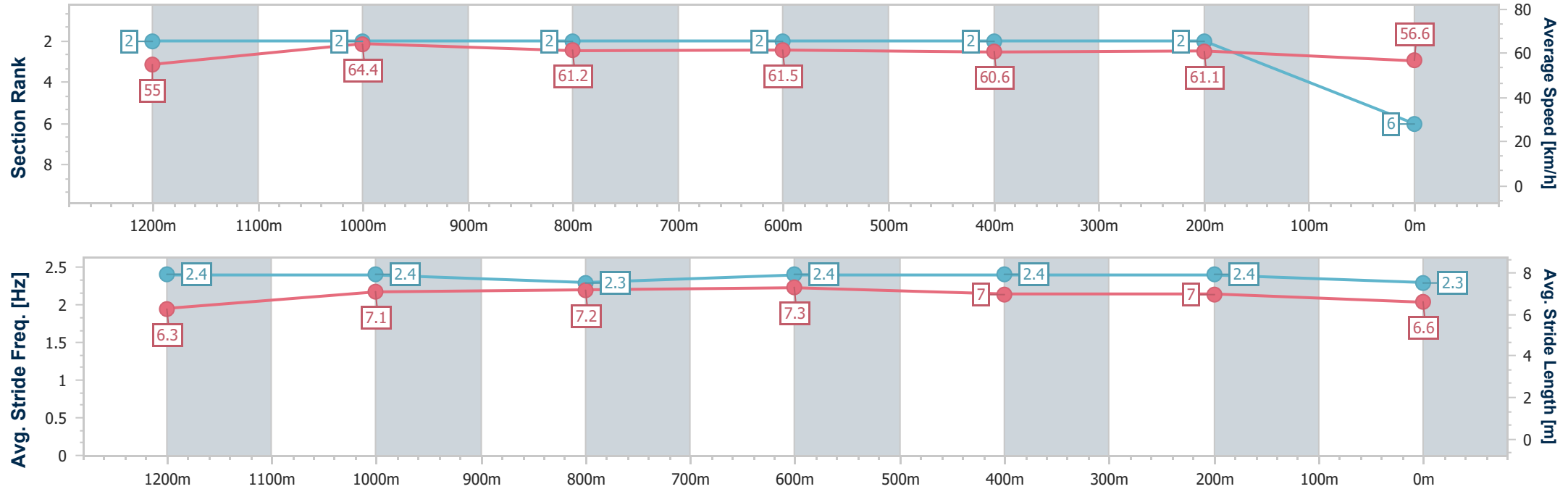


GattonProfessional
Race 2: BARRIER REEF POOLS QTIS Three-Years-Old BM58
Handicap - 1400m

10 February 2026 - 14:12
Track Rating: Good 4, Weather: Overcast, Rail Position: True Entire Circuit



Section	Overall	1200m	1000m	800m	600m	400m	200m						
Section Times	1:24.56 [6] (0:13.19)	1:11.37 [2] (0:11.30)	1:00.07 [2] (0:11.87)	0:48.20 [2] (0:11.80)	0:36.40 [2] (0:11.91)	0:24.49 [2] (0:11.74)	0:12.75 [2] (0:12.75)						
Average Speed [km/h]	55.0	64.4	61.2	61.5	60.6	61.1	56.6						
Top Speed [km/h]	66.9	67.9	62.7	62.4	61.5	62.6	59.6						
Avg. Dist. to Rail [m]	6.3	2.3	2.2	2.2	0.8	0.4	2.7						
Avg. Stride Freq. [Hz]	2.4	2.4	2.3	2.4	2.4	2.4	2.3						
Avg. Stride Length [m]	6.3	7.1	7.2	7.3	7.0	7.0	6.6						



[] Ranking at each section and finish
-.-.- No data available at this section
NA No data available



Horse/Jockey Name	Nasiron
Final Rank	7
Fastest Section Time (Section)	0:11.47 (1200m)
Top Speed [km/h] (Section)	66.8 (1200m)
Race State	Finished

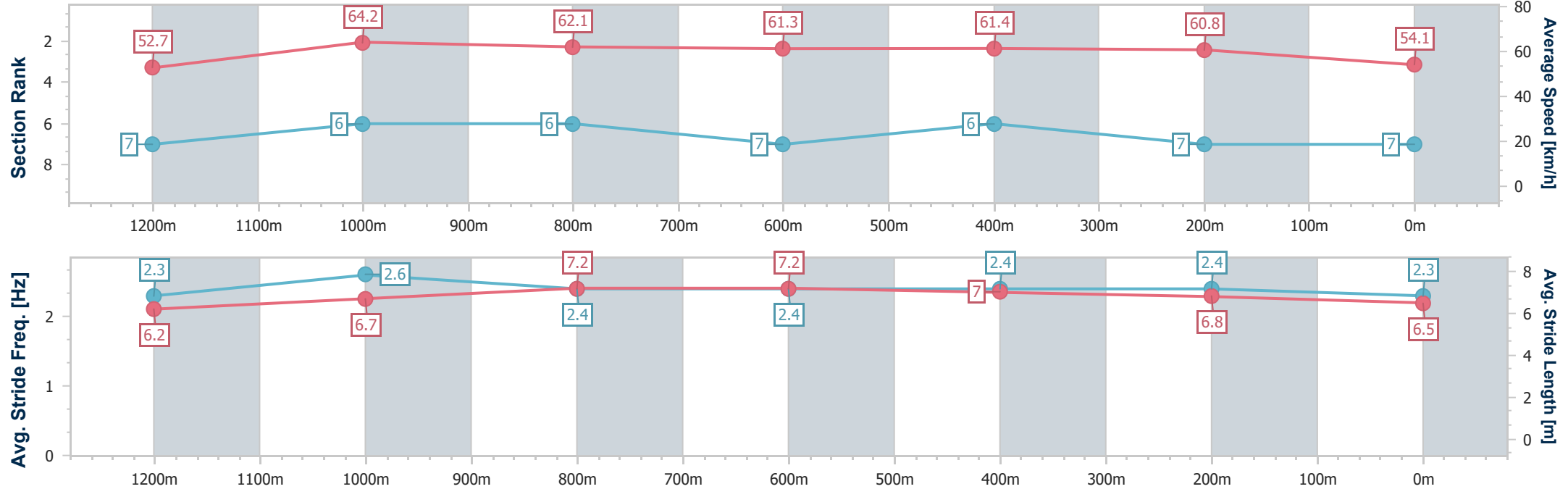


GattonProfessional
Race 2: BARRIER REEF POOLS QTIS Three-Years-Old BM58
Handicap - 1400m

10 February 2026 - 14:12
Track Rating: Good 4, Weather: Overcast, Rail Position: True Entire
Circuit



Section	Overall	1200m	1000m	800m	600m	400m	200m						
Section Times	1:25.72 [7] (0:13.68)	1:12.04 [7] (0:11.47)	1:00.57 [6] (0:11.73)	0:48.84 [6] (0:11.82)	0:37.02 [7] (0:11.83)	0:25.19 [6] (0:11.88)	0:13.31 [7] (0:13.31)						
Average Speed [km/h]	52.7	64.2	62.1	61.3	61.4	60.8	54.1						
Top Speed [km/h]	66.1	66.8	63.1	62.8	62.6	62.6	58.8						
Avg. Dist. to Rail [m]	4.4	3.7	3.3	2.8	1.5	3.6	7.6						
Avg. Stride Freq. [Hz]	2.3	2.6	2.4	2.4	2.4	2.4	2.3						
Avg. Stride Length [m]	6.2	6.7	7.2	7.2	7.0	6.8	6.5						



[] Ranking at each section and finish
-.-.- No data available at this section
NA No data available



GattonProfessional

Race 3: NOLANS INTERSTATE TPT GATTON Maiden Plate - 1400m

10 February 2026 - 14:48



LOCKYER VALLEY
TURF CLUB

Track Rating: Good 4, Weather: Overcast, Rail Position: True Entire Circuit

Section		Overall				1200m	1000m	800m	600m	400m	Last 600m	
Field Times		1:23.30 (0:13.33)				1:09.97 (0:11.01)	0:58.96 (0:11.17)	0:47.79 (0:11.72)	0:36.07 (0:11.94)	0:24.13 (0:11.83)	0:36.07	
Rank	TAB	Horse/Jockey	Barrier	Top Speed [km/h]	Fastest Section							Distance Travelled [m]
1	4	LINWAR	4	67.6	0:10.99	1:23.30 [1]	1:09.94 [2]	0:58.95 [2]	0:47.79 [1]	0:36.07 [1]	0:24.13 [1]	0:36.07
		Hannah Richardson		1200m	1200m	(0:13.36)	(0:10.99)	(0:11.16)	(0:11.72)	(0:11.94)	(0:11.83)	
2	5	BODYSNATCHER	3	67.7	0:11.10	1:23.90 [2]	1:10.57 [1]	0:59.47 [3]	0:48.08 [2]	0:36.39 [2]	0:24.30 [2]	0:36.39 -1
		Micheal Hellyer		1200m	1200m	(0:13.33)	(0:11.10)	(0:11.39)	(0:11.69)	(0:12.09)	(0:11.86)	
3	7	SICILIAN WARRIOR	8	66.0	0:11.08	1:23.96 [3]	1:09.89 [8]	0:58.81 [6]	0:47.58 [5]	0:36.17 [4]	0:24.28 [3]	0:36.17 -3
		Gary Geran		1200m	1200m	(0:14.07)	(0:11.08)	(0:11.23)	(0:11.41)	(0:11.89)	(0:11.98)	
4	6	DUAL MASTERY	1	67.0	0:11.15	1:24.24 [4]	1:10.61 [4]	0:59.46 [4]	0:48.16 [4]	0:36.44 [5]	0:24.41 [4]	0:36.44 +3
		Les Tilley		1200m	1200m	(0:13.63)	(0:11.15)	(0:11.30)	(0:11.72)	(0:12.03)	(0:11.89)	
5	3	CONCADOR	7	65.8	0:11.34	1:24.97 [5]	1:10.71 [11]	0:59.21 [11]	0:47.84 [11]	0:36.50 [11]	0:24.47 [8]	0:36.50 -1
		Amy Graham		Overall	800m	(0:14.26)	(0:11.50)	(0:11.37)	(0:11.34)	(0:12.03)	(0:12.22)	
6	12	SHORTFASTLOUD	9	65.7	0:11.27	1:25.06 [6]	1:10.88 [10]	0:59.61 [9]	0:48.29 [9]	0:36.90 [6]	0:24.83 [5]	0:36.90 -5
		Georgina Cartwright		1200m	1200m	(0:14.18)	(0:11.27)	(0:11.32)	(0:11.39)	(0:12.07)	(0:12.28)	
7	13	BAD BOY BOONE	10	66.0	0:11.26	1:25.13 [7]	1:10.98 [9]	0:59.52 [10]	0:48.00 [10]	0:36.74 [10]	0:24.44 [10]	0:36.74 +8
		Fred Larson		1200m	800m	(0:14.15)	(0:11.46)	(0:11.52)	(0:11.26)	(0:12.30)	(0:12.22)	
8	8	LONHRO'S SHADOW	5	65.6	0:11.40	1:25.37 [8]	1:11.06 [12]	0:59.48 [12]	0:48.05 [12]	0:36.65 [12]	0:24.60 [12]	0:36.65 -1
		Kayla Johnston		1000m	800m	(0:14.31)	(0:11.58)	(0:11.43)	(0:11.40)	(0:12.05)	(0:12.24)	
9	1	ALZURRI	11	66.9	0:11.35	1:25.52 [9]	1:11.59 [6]	1:00.24 [8]	0:48.85 [8]	0:37.29 [9]	0:24.94 [9]	0:37.29 +14
		Reece O'Connell		1200m	1200m	(0:13.93)	(0:11.35)	(0:11.39)	(0:11.56)	(0:12.35)	(0:12.32)	
10	14	IT IS WHAT IT IS	6	67.5	0:11.26	1:25.60 [10]	1:11.66 [7]	1:00.37 [7]	0:49.11 [7]	0:37.43 [7]	0:25.27 [6]	0:37.43 +11
		Sean Cormack		1200m	1000m	(0:13.94)	(0:11.29)	(0:11.26)	(0:11.68)	(0:12.16)	(0:12.20)	

Scratched: Global Currency (#11), Skieda (#9), Wimoweh (#10)

Report Created: Tue 10 February 2026 15:06 GMT (Note: Timing is based on position data)

Page 1/16

[] Ranking at each section and finish
-:-:- No data available at this section
NA No data available

SCN Saddle cloth number
DNF Did not finish
DNT Did not track

data processed by TRIPLESDATA



GattonProfessional

Race 3: NOLANS INTERSTATE TPT GATTON Maiden Plate - 1400m

10 February 2026 - 14:48



LOCKYER VALLEY
TURF CLUB

Track Rating: Good 4, Weather: Overcast, Rail Position: True Entire Circuit

Section						Overall	1200m	1000m	800m	600m	400m	Last 600m	
Field Times						1:23.30 (0:13.33)	1:09.97 (0:11.01)	0:58.96 (0:11.17)	0:47.79 (0:11.72)	0:36.07 (0:11.94)	0:24.13 (0:11.83)	0:36.07	
Rank	TAB	Horse/Jockey	Barrier	Top Speed [km/h]	Fastest Section								Distance Travelled [m]
11	15	ICEY	2	67.2	0:11.32	1:26.98 [11]	1:13.29 [5]	1:01.97 [5]	0:50.51 [6]	0:38.77 [8]	0:26.25 [11]	0:38.77	+1
		Kayla Barker		Overall	1200m	(0:13.69)	(0:11.32)	(0:11.46)	(0:11.74)	(0:12.52)	(0:12.91)		
12	2	CALL SIGN	12	69.5	0:10.91	1:29.42 [12]	1:15.99 [3]	1:05.08 [1]	0:53.54 [3]	0:41.68 [3]	0:29.04 [7]	0:41.68	+3
		Brandon Lerena		1200m	1200m	(0:13.43)	(0:10.91)	(0:11.54)	(0:11.86)	(0:12.64)	(0:13.45)		

Scratched: Global Currency (#11), Skieda (#9), Wimoweh (#10)



GattonProfessional

Race 3: NOLANS INTERSTATE TPT GATTON Maiden Plate - 1400m

10 February 2026 - 14:48



LOCKYER VALLEY
TURF CLUB

Track Rating: Good 4, Weather: Overcast, Rail Position: True Entire Circuit

Section Field Times				200m 0:12.30 (0:12.30)		Last 600m 0:36.07			
Rank	TAB	Horse/Jockey	Barrier	Top Speed [km/h]	Fastest Section	Margin			Distance Travelled [m]
1	4	LINWAR	4	67.6	0:10.99	0:12.30 [1]	1:23.30		0:36.07
		Hannah Richardson		1200m	1200m	(0:12.30)			
2	5	BODYSNATCHER	3	67.7	0:11.10	0:12.44 [2]	3.5L		0:36.39
		Micheal Hellyer		1200m	1200m	(0:12.44)			-1
3	7	SICILIAN WARRIOR	8	66.0	0:11.08	0:12.30 [3]	3.88L		0:36.17
		Gary Geran		1200m	1200m	(0:12.30)			-3
4	6	DUAL MASTERY	1	67.0	0:11.15	0:12.52 [4]	5.53L		0:36.44
		Les Tilley		1200m	1200m	(0:12.52)			+3
5	3	CONCADOR	7	65.8	0:11.34	0:12.25 [7]	9.8L		0:36.50
		Amy Graham		Overall	800m	(0:12.25)			-1
6	12	SHORTFASTLOUD	9	65.7	0:11.27	0:12.55 [5]	10.31L		0:36.90
		Georgina Cartwright		1200m	1200m	(0:12.55)			-5
7	13	BAD BOY BOONE	10	66.0	0:11.26	0:12.22 [9]	10.72L		0:36.74
		Fred Larson		1200m	800m	(0:12.22)			+8
8	8	LONHRO'S SHADOW	5	65.6	0:11.40	0:12.36 [10]	12.15L		0:36.65
		Kayla Johnston		1000m	800m	(0:12.36)			-1
9	1	ALZURRI	11	66.9	0:11.35	0:12.62 [8]	13.03L		0:37.29
		Reece O'Connell		1200m	1200m	(0:12.62)			+14
10	14	IT IS WHAT IT IS	6	67.5	0:11.26	0:13.07 [6]	13.53L		0:37.43
		Sean Cormack		1200m	1000m	(0:13.07)			+11

Scratched: Global Currency (#11), Skieda (#9), Wimoweh (#10)



GattonProfessional

Race 3: NOLANS INTERSTATE TPT GATTON Maiden Plate - 1400m

10 February 2026 - 14:48



LOCKYER VALLEY
TURF CLUB

Track Rating: Good 4, Weather: Overcast, Rail Position: True Entire Circuit

Section					200m	Last 600m			
Field Times					0:12.30 (0:12.30)	0:36.07			
Rank	TAB	Horse/Jockey	Barrier	Top Speed [km/h]	Fastest Section	Margin		Distance Travelled [m]	
11	15	ICEY	2	67.2	0:11.32	0:13.34 [11]	21.63L	0:38.77	+1
		Kayla Barker		Overall	1200m	(0:13.34)			
12	2	CALL SIGN	12	69.5	0:10.91	0:15.59 [12]	35.99L	0:41.68	+3
		Brandon Lerena		1200m	1200m	(0:15.59)			

Scratched: Global Currency (#11), Skieda (#9), Wimoweh (#10)



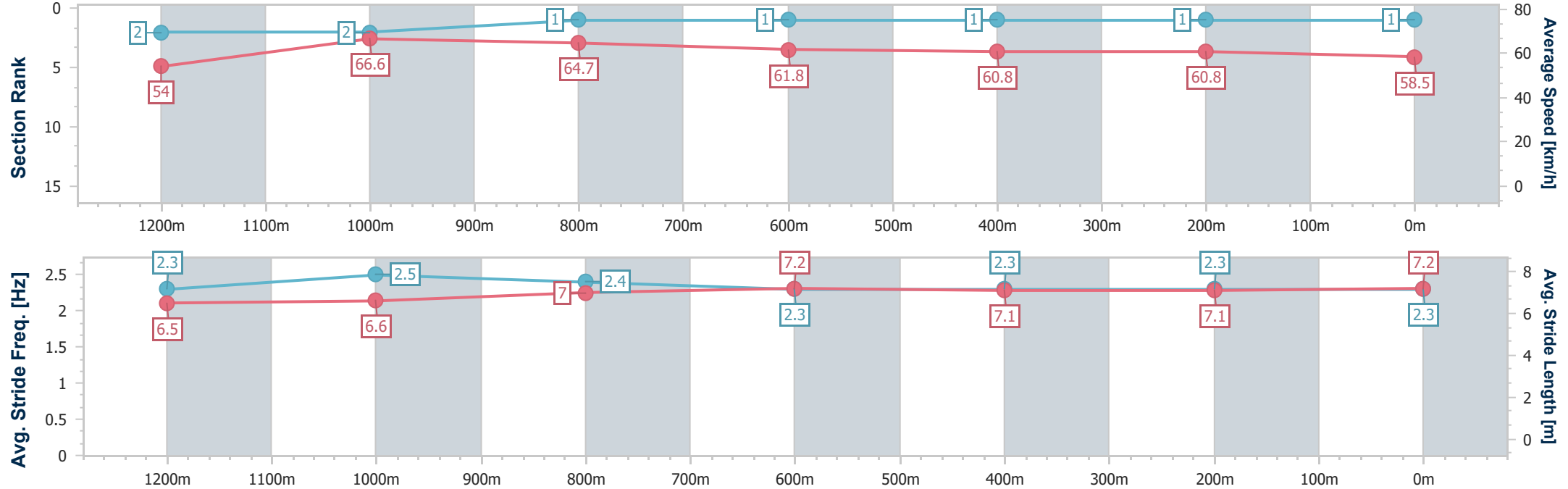
Horse/Jockey Name	Linwar
Final Rank	1
Fastest Section Time (Section)	0:10.99 (1200m)
Top Speed [km/h] (Section)	67.6 (1200m)
Race State	Finished



GattonProfessional
Race 3: NOLANS INTERSTATE TPT GATTON Maiden Plate - 1400m
10 February 2026 - 14:48
Track Rating: Good 4, Weather: Overcast, Rail Position: True Entire Circuit



Section	Overall	1200m	1000m	800m	600m	400m	200m						
Section Times	1:23.30 [1] (0:13.36)	1:09.94 [2] (0:10.99)	0:58.95 [2] (0:11.16)	0:47.79 [1] (0:11.72)	0:36.07 [1] (0:11.94)	0:24.13 [1] (0:11.83)	0:12.30 [1] (0:12.30)						
Average Speed [km/h]	54.0	66.6	64.7	61.8	60.8	60.8	58.5						
Top Speed [km/h]	67.5	67.6	66.8	62.9	61.7	61.4	60.5						
Avg. Dist. to Rail [m]	4.2	2.4	1.4	1.2	1.2	1.5	1.3						
Avg. Stride Freq. [Hz]	2.3	2.5	2.4	2.3	2.3	2.3	2.3						
Avg. Stride Length [m]	6.5	6.6	7.0	7.2	7.1	7.1	7.2						



[] Ranking at each section and finish
-.-.- No data available at this section
NA No data available



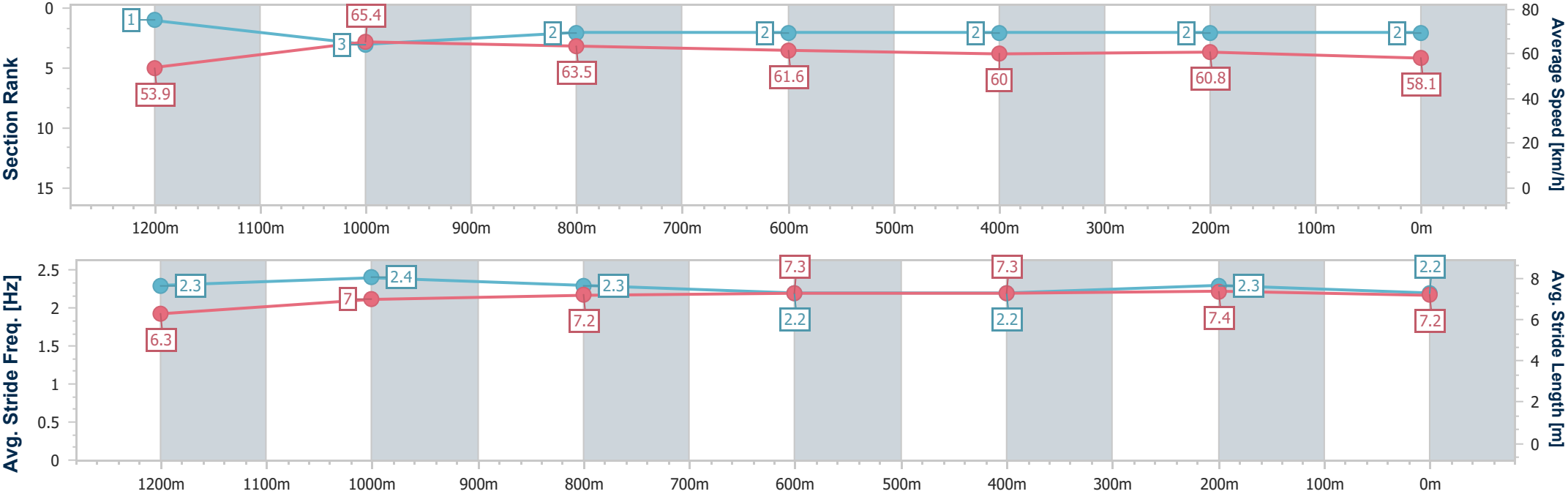
Horse/Jockey Name	Bodysnatcher
Final Rank	2
Fastest Section Time (Section)	0:11.10 (1200m)
Top Speed [km/h] (Section)	67.7 (1200m)
Race State	Finished



GattonProfessional
Race 3: NOLANS INTERSTATE TPT GATTON Maiden Plate - 1400m
10 February 2026 - 14:48
Track Rating: Good 4, Weather: Overcast, Rail Position: True Entire Circuit



Section	Overall	1200m	1000m	800m	600m	400m	200m						
Section Times	1:23.90 [2] (0:13.33)	1:10.57 [1] (0:11.10)	0:59.47 [3] (0:11.39)	0:48.08 [2] (0:11.69)	0:36.39 [2] (0:12.09)	0:24.30 [2] (0:11.86)	0:12.44 [2] (0:12.44)						
Average Speed [km/h]	53.9	65.4	63.5	61.6	60.0	60.8	58.1						
Top Speed [km/h]	67.2	67.7	65.0	63.0	61.3	61.6	60.0						
Avg. Dist. to Rail [m]	3.0	1.4	1.2	1.2	1.2	2.0	2.6						
Avg. Stride Freq. [Hz]	2.3	2.4	2.3	2.2	2.2	2.3	2.2						
Avg. Stride Length [m]	6.3	7.0	7.2	7.3	7.3	7.4	7.2						





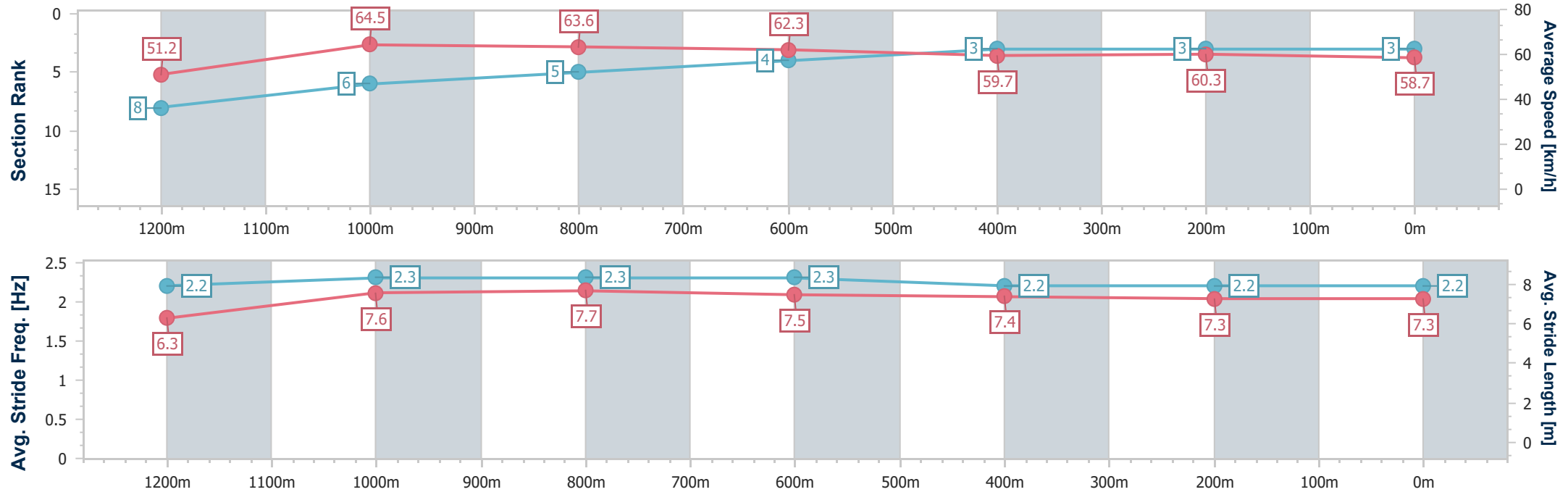
Horse/Jockey Name	Sicilian Warrior
Final Rank	3
Fastest Section Time (Section)	0:11.08 (1200m)
Top Speed [km/h] (Section)	66.0 (1200m)
Race State	Finished



GattonProfessional
Race 3: NOLANS INTERSTATE TPT GATTON Maiden Plate - 1400m
10 February 2026 - 14:48
Track Rating: Good 4, Weather: Overcast, Rail Position: True Entire Circuit



Section	Overall	1200m	1000m	800m	600m	400m	200m						
Section Times	1:23.96 [3] (0:14.07)	1:09.89 [8] (0:11.08)	0:58.81 [6] (0:11.23)	0:47.58 [5] (0:11.41)	0:36.17 [4] (0:11.89)	0:24.28 [3] (0:11.98)	0:12.30 [3] (0:12.30)						
Average Speed [km/h]	51.2	64.5	63.6	62.3	59.7	60.3	58.7						
Top Speed [km/h]	65.5	66.0	65.5	63.4	62.1	61.1	60.2						
Avg. Dist. to Rail [m]	4.2	1.4	2.2	3.5	2.5	2.8	6.5						
Avg. Stride Freq. [Hz]	2.2	2.3	2.3	2.3	2.2	2.2	2.2						
Avg. Stride Length [m]	6.3	7.6	7.7	7.5	7.4	7.3	7.3						



- [] Ranking at each section and finish
- .-.- No data available at this section
- NA No data available



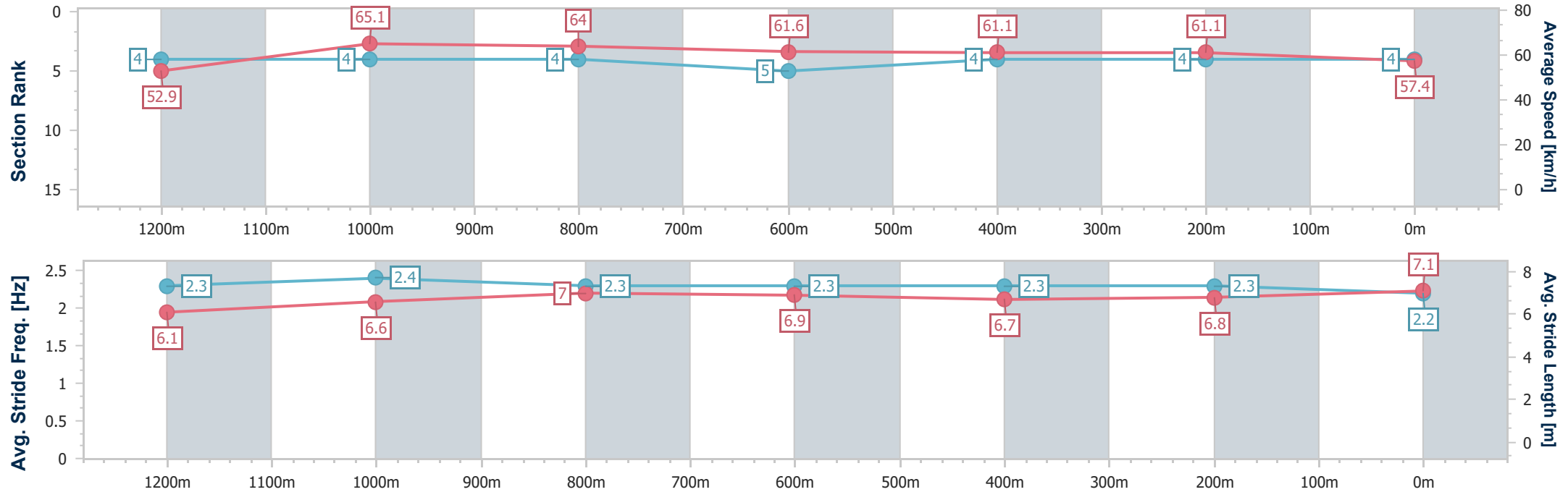
Horse/Jockey Name	Dual Mastery
Final Rank	4
Fastest Section Time (Section)	0:11.15 (1200m)
Top Speed [km/h] (Section)	67.0 (1200m)
Race State	Finished



GattonProfessional
Race 3: NOLANS INTERSTATE TPT GATTON Maiden Plate - 1400m
10 February 2026 - 14:48
Track Rating: Good 4, Weather: Overcast, Rail Position: True Entire Circuit



Section	Overall	1200m	1000m	800m	600m	400m	200m						
Section Times	1:24.24 [4] (0:13.63)	1:10.61 [4] (0:11.15)	0:59.46 [4] (0:11.30)	0:48.16 [4] (0:11.72)	0:36.44 [5] (0:12.03)	0:24.41 [4] (0:11.89)	0:12.52 [4] (0:12.52)						
Average Speed [km/h]	52.9	65.1	64.0	61.6	61.1	61.1	57.4						
Top Speed [km/h]	66.5	67.0	65.0	63.7	61.5	61.8	59.7						
Avg. Dist. to Rail [m]	1.3	1.1	1.4	2.2	3.1	4.8	7.8						
Avg. Stride Freq. [Hz]	2.3	2.4	2.3	2.3	2.3	2.3	2.2						
Avg. Stride Length [m]	6.1	6.6	7.0	6.9	6.7	6.8	7.1						



[] Ranking at each section and finish
-.-.- No data available at this section
NA No data available



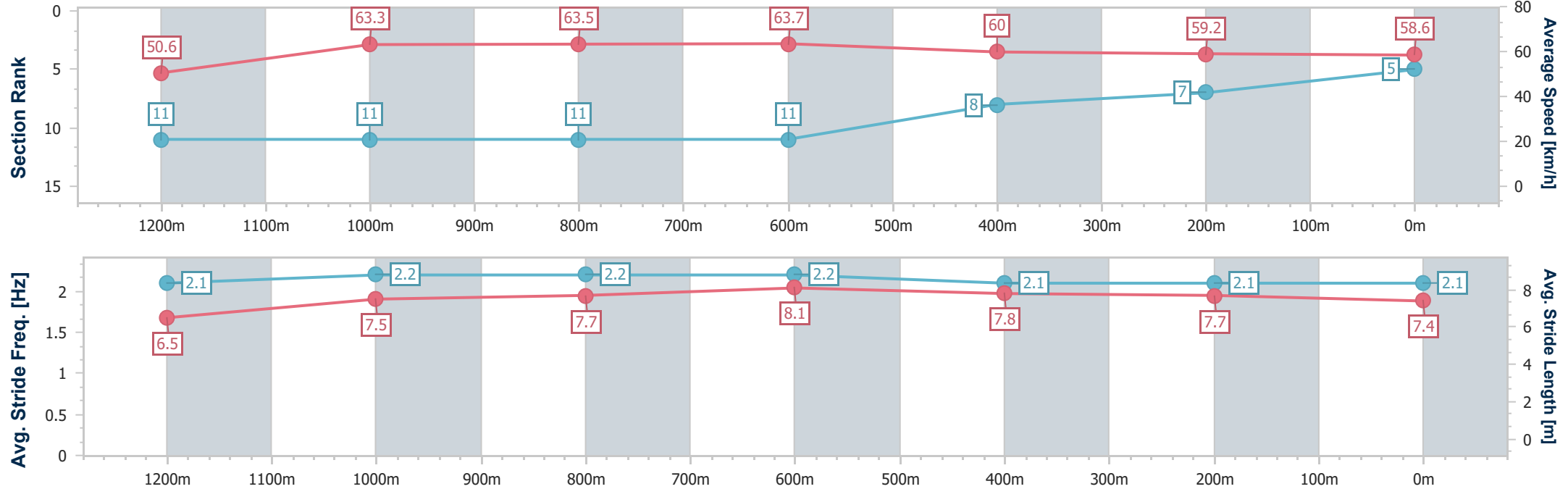
Horse/Jockey Name	Concador
Final Rank	5
Fastest Section Time (Section)	0:11.34 (800m)
Top Speed [km/h] (Section)	65.8 (Overall)
Race State	Finished



GattonProfessional
Race 3: NOLANS INTERSTATE TPT GATTON Maiden Plate - 1400m
10 February 2026 - 14:48
Track Rating: Good 4, Weather: Overcast, Rail Position: True Entire Circuit



Section	Overall	1200m	1000m	800m	600m	400m	200m						
Section Times	1:24.97 [5] (0:14.26)	1:10.71 [11] (0:11.50)	0:59.21 [11] (0:11.37)	0:47.84 [11] (0:11.34)	0:36.50 [11] (0:12.03)	0:24.47 [8] (0:12.22)	0:12.25 [7] (0:12.25)						
Average Speed [km/h]	50.6	63.3	63.5	63.7	60.0	59.2	58.6						
Top Speed [km/h]	65.8	65.5	64.6	64.5	62.7	59.7	59.7						
Avg. Dist. to Rail [m]	3.8	1.7	1.3	0.6	0.8	1.9	2.9						
Avg. Stride Freq. [Hz]	2.1	2.2	2.2	2.2	2.1	2.1	2.1						
Avg. Stride Length [m]	6.5	7.5	7.7	8.1	7.8	7.7	7.4						





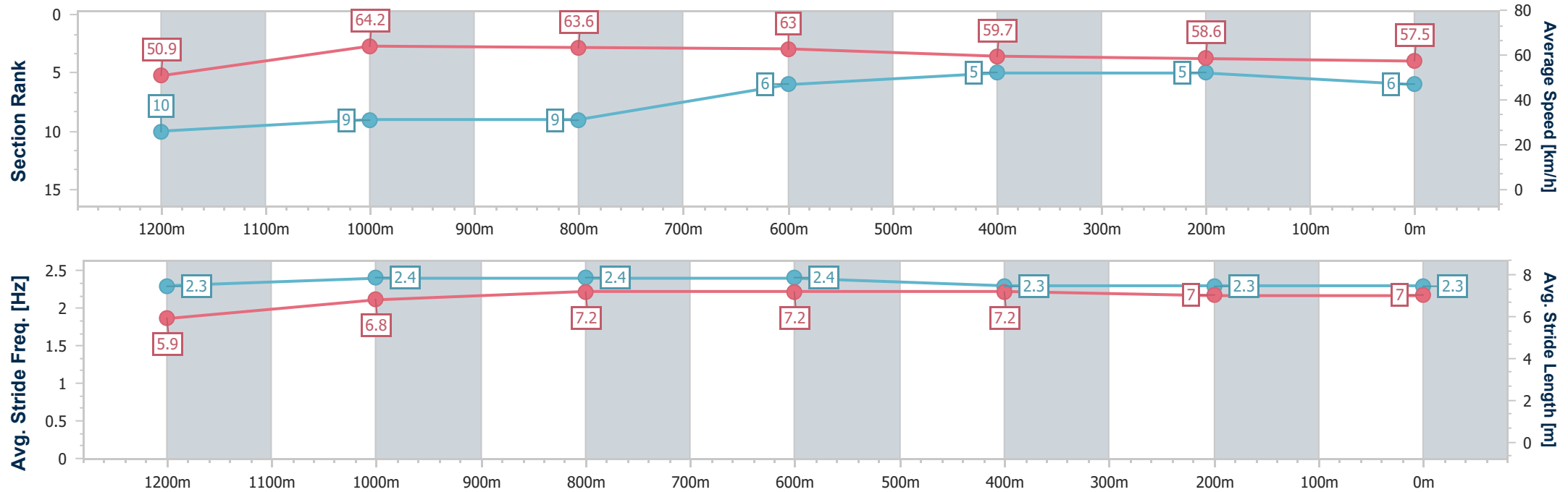
Horse/Jockey Name	Shortfastloud
Final Rank	6
Fastest Section Time (Section)	0:11.27 (1200m)
Top Speed [km/h] (Section)	65.7 (1200m)
Race State	Finished



GattonProfessional
Race 3: NOLANS INTERSTATE TPT GATTON Maiden Plate - 1400m
10 February 2026 - 14:48
Track Rating: Good 4, Weather: Overcast, Rail Position: True Entire Circuit



Section	Overall	1200m	1000m	800m	600m	400m	200m						
Section Times	1:25.06 [6] (0:14.18)	1:10.88 [10] (0:11.27)	0:59.61 [9] (0:11.32)	0:48.29 [9] (0:11.39)	0:36.90 [6] (0:12.07)	0:24.83 [5] (0:12.28)	0:12.55 [5] (0:12.55)						
Average Speed [km/h]	50.9	64.2	63.6	63.0	59.7	58.6	57.5						
Top Speed [km/h]	64.8	65.7	65.4	63.9	62.9	59.5	58.3						
Avg. Dist. to Rail [m]	5.9	1.1	0.5	1.1	0.8	2.2	4.1						
Avg. Stride Freq. [Hz]	2.3	2.4	2.4	2.4	2.3	2.3	2.3						
Avg. Stride Length [m]	5.9	6.8	7.2	7.2	7.2	7.0	7.0						



- [] Ranking at each section and finish
- .-.- No data available at this section
- NA No data available



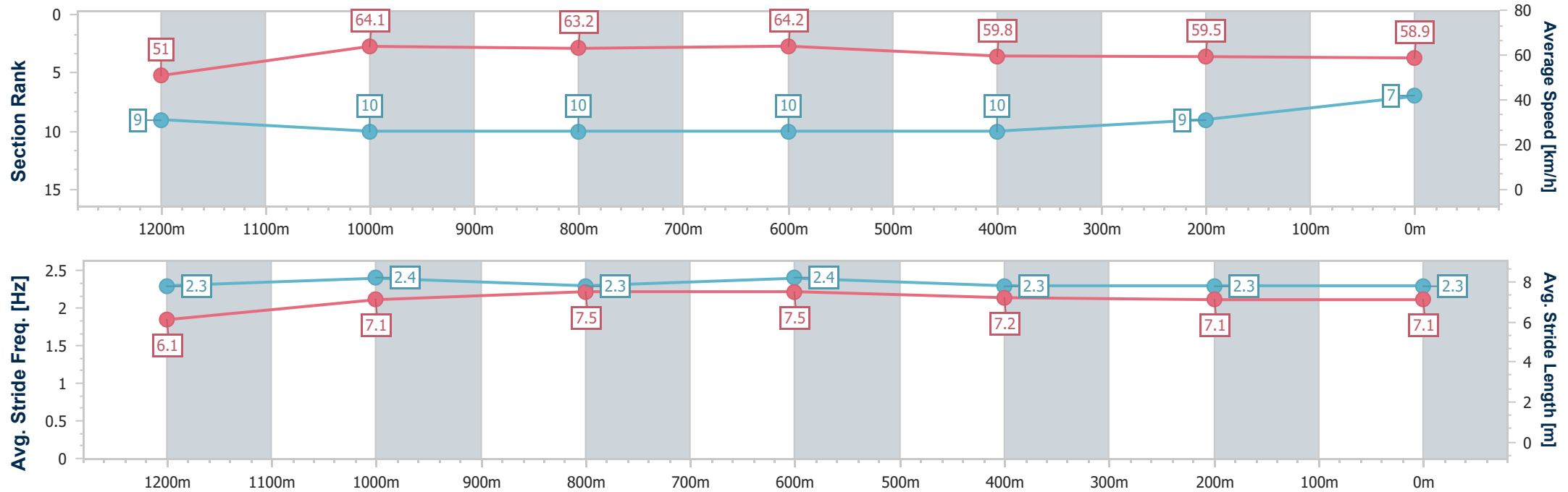
Horse/Jockey Name	Bad Boy Boone
Final Rank	7
Fastest Section Time (Section)	0:11.26 (800m)
Top Speed [km/h] (Section)	66.0 (1200m)
Race State	Finished



GattonProfessional
Race 3: NOLANS INTERSTATE TPT GATTON Maiden Plate - 1400m
10 February 2026 - 14:48
Track Rating: Good 4, Weather: Overcast, Rail Position: True Entire Circuit



Section	Overall	1200m	1000m	800m	600m	400m	200m						
Section Times	1:25.13 [7] (0:14.15)	1:10.98 [9] (0:11.46)	0:59.52 [10] (0:11.52)	0:48.00 [10] (0:11.26)	0:36.74 [10] (0:12.30)	0:24.44 [10] (0:12.22)	0:12.22 [9] (0:12.22)						
Average Speed [km/h]	51.0	64.1	63.2	64.2	59.8	59.5	58.9						
Top Speed [km/h]	65.2	66.0	64.4	64.9	62.7	60.3	60.3						
Avg. Dist. to Rail [m]	7.7	4.0	3.2	1.9	3.0	6.0	8.3						
Avg. Stride Freq. [Hz]	2.3	2.4	2.3	2.4	2.3	2.3	2.3						
Avg. Stride Length [m]	6.1	7.1	7.5	7.5	7.2	7.1	7.1						





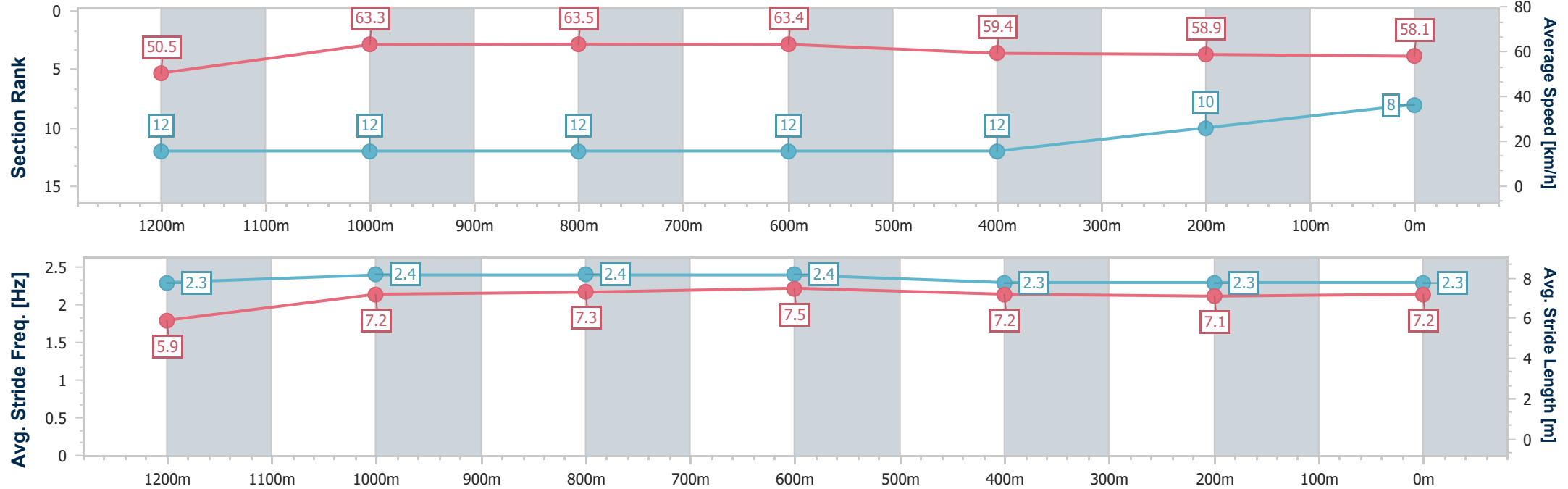
Horse/Jockey Name	Lonhro's Shadow
Final Rank	8
Fastest Section Time (Section)	0:11.40 (800m)
Top Speed [km/h] (Section)	65.6 (1000m)
Race State	Finished



GattonProfessional
Race 3: NOLANS INTERSTATE TPT GATTON Maiden Plate - 1400m
10 February 2026 - 14:48
Track Rating: Good 4, Weather: Overcast, Rail Position: True Entire Circuit



Section	Overall	1200m	1000m	800m	600m	400m	200m						
Section Times	1:25.37 [8] (0:14.31)	1:11.06 [12] (0:11.58)	0:59.48 [12] (0:11.43)	0:48.05 [12] (0:11.40)	0:36.65 [12] (0:12.05)	0:24.60 [12] (0:12.24)	0:12.36 [10] (0:12.36)						
Average Speed [km/h]	50.5	63.3	63.5	63.4	59.4	58.9	58.1						
Top Speed [km/h]	64.9	65.4	65.6	64.8	62.5	60.2	58.8						
Avg. Dist. to Rail [m]	4.8	3.1	1.9	1.2	0.9	0.7	2.0						
Avg. Stride Freq. [Hz]	2.3	2.4	2.4	2.4	2.3	2.3	2.3						
Avg. Stride Length [m]	5.9	7.2	7.3	7.5	7.2	7.1	7.2						





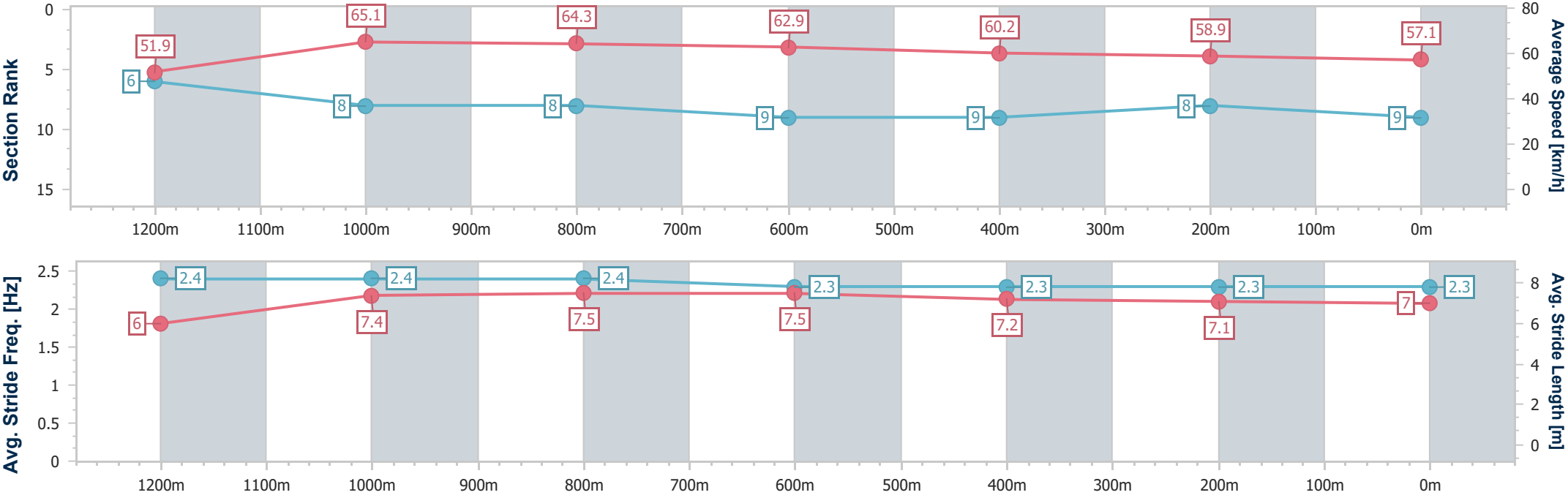
Horse/Jockey Name	Alzurri
Final Rank	9
Fastest Section Time (Section)	0:11.35 (1200m)
Top Speed [km/h] (Section)	66.9 (1200m)
Race State	Finished



GattonProfessional
Race 3: NOLANS INTERSTATE TPT GATTON Maiden Plate - 1400m
10 February 2026 - 14:48
Track Rating: Good 4, Weather: Overcast, Rail Position: True Entire Circuit



Section	Overall	1200m	1000m	800m	600m	400m	200m						
Section Times	1:25.52 [9] (0:13.93)	1:11.59 [6] (0:11.35)	1:00.24 [8] (0:11.39)	0:48.85 [8] (0:11.56)	0:37.29 [9] (0:12.35)	0:24.94 [9] (0:12.32)	0:12.62 [8] (0:12.62)						
Average Speed [km/h]	51.9	65.1	64.3	62.9	60.2	58.9	57.1						
Top Speed [km/h]	66.5	66.9	64.6	64.5	62.3	59.7	58.6						
Avg. Dist. to Rail [m]	9.0	4.9	4.5	4.8	4.8	5.5	8.8						
Avg. Stride Freq. [Hz]	2.4	2.4	2.4	2.3	2.3	2.3	2.3						
Avg. Stride Length [m]	6.0	7.4	7.5	7.5	7.2	7.1	7.0						





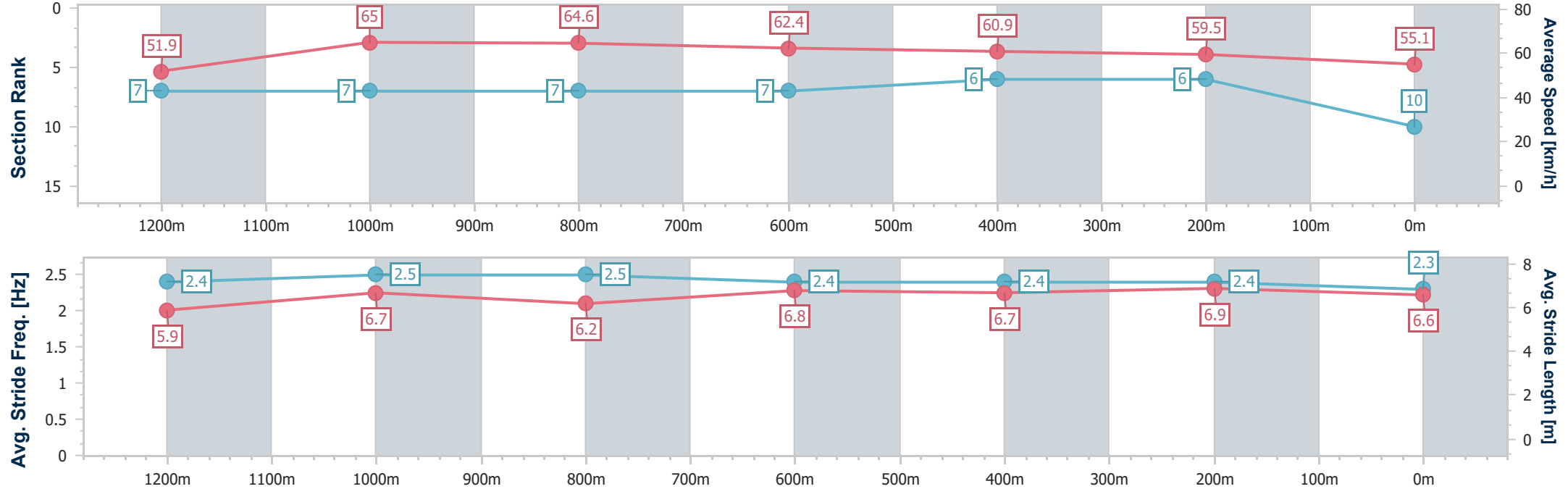
Horse/Jockey Name	It Is What It Is
Final Rank	10
Fastest Section Time (Section)	0:11.26 (1000m)
Top Speed [km/h] (Section)	67.5 (1200m)
Race State	Finished



GattonProfessional
Race 3: NOLANS INTERSTATE TPT GATTON Maiden Plate - 1400m
10 February 2026 - 14:48
Track Rating: Good 4, Weather: Overcast, Rail Position: True Entire Circuit



Section	Overall	1200m	1000m	800m	600m	400m	200m						
Section Times	1:25.60 [10] (0:13.94)	1:11.66 [7] (0:11.29)	1:00.37 [7] (0:11.26)	0:49.11 [7] (0:11.68)	0:37.43 [7] (0:12.16)	0:25.27 [6] (0:12.20)	0:13.07 [6] (0:13.07)						
Average Speed [km/h]	51.9	65.0	64.6	62.4	60.9	59.5	55.1						
Top Speed [km/h]	66.3	67.5	65.1	64.4	61.9	60.8	58.0						
Avg. Dist. to Rail [m]	4.6	3.1	3.0	4.2	4.8	5.3	7.4						
Avg. Stride Freq. [Hz]	2.4	2.5	2.5	2.4	2.4	2.4	2.3						
Avg. Stride Length [m]	5.9	6.7	6.2	6.8	6.7	6.9	6.6						



[] Ranking at each section and finish
-.-.- No data available at this section
NA No data available



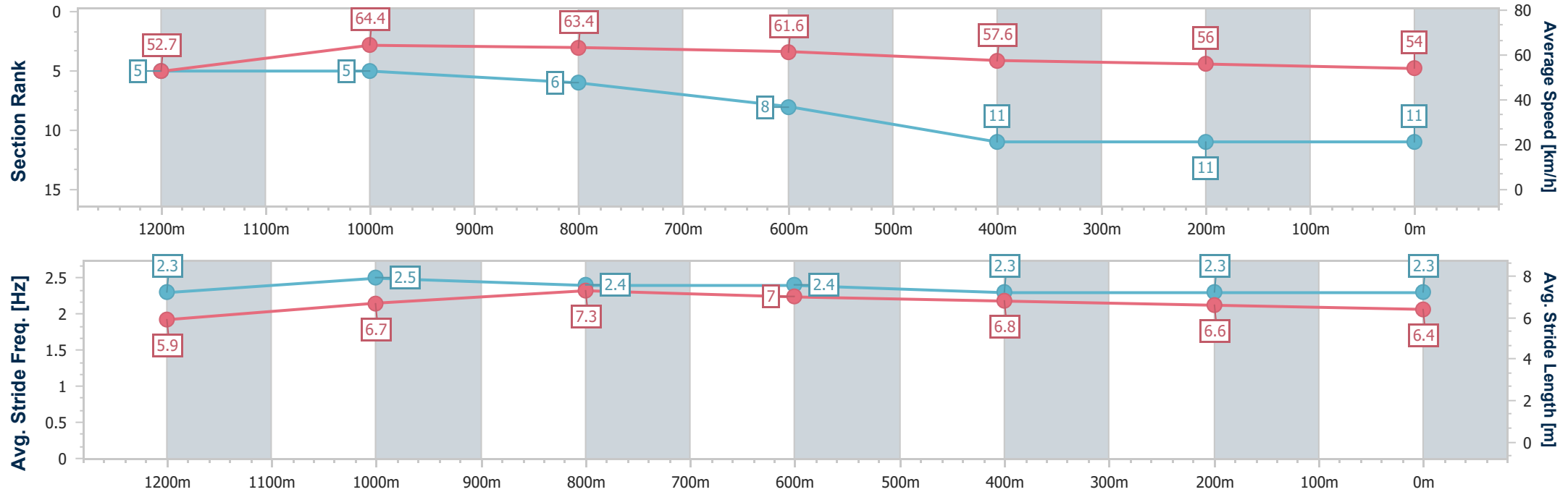
Horse/Jockey Name	Icey
Final Rank	11
Fastest Section Time (Section)	0:11.32 (1200m)
Top Speed [km/h] (Section)	67.2 (Overall)
Race State	Finished



GattonProfessional
Race 3: NOLANS INTERSTATE TPT GATTON Maiden Plate - 1400m
10 February 2026 - 14:48
Track Rating: Good 4, Weather: Overcast, Rail Position: True Entire Circuit



Section	Overall	1200m	1000m	800m	600m	400m	200m						
Section Times	1:26.98 [11] (0:13.69)	1:13.29 [5] (0:11.32)	1:01.97 [5] (0:11.46)	0:50.51 [6] (0:11.74)	0:38.77 [8] (0:12.52)	0:26.25 [11] (0:12.91)	0:13.34 [11] (0:13.34)						
Average Speed [km/h]	52.7	64.4	63.4	61.6	57.6	56.0	54.0						
Top Speed [km/h]	67.2	66.8	64.7	63.9	59.5	57.5	55.7						
Avg. Dist. to Rail [m]	2.3	2.5	2.5	1.8	0.6	4.1	8.3						
Avg. Stride Freq. [Hz]	2.3	2.5	2.4	2.4	2.3	2.3	2.3						
Avg. Stride Length [m]	5.9	6.7	7.3	7.0	6.8	6.6	6.4						



[] Ranking at each section and finish
-.-.- No data available at this section
NA No data available



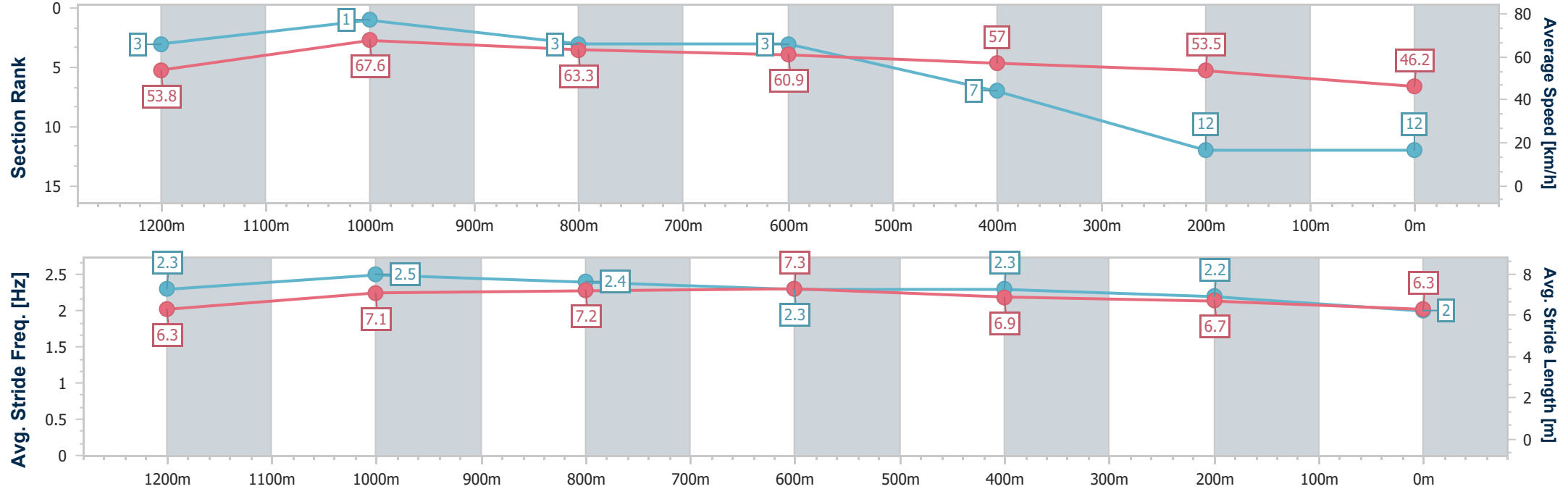
Horse/Jockey Name	Call Sign
Final Rank	12
Fastest Section Time (Section)	0:10.91 (1200m)
Top Speed [km/h] (Section)	69.5 (1200m)
Race State	Finished



GattonProfessional
Race 3: NOLANS INTERSTATE TPT GATTON Maiden Plate - 1400m
10 February 2026 - 14:48
Track Rating: Good 4, Weather: Overcast, Rail Position: True Entire Circuit



Section	Overall	1200m	1000m	800m	600m	400m	200m						
Section Times	1:29.42 [12] (0:13.43)	1:15.99 [3] (0:10.91)	1:05.08 [1] (0:11.54)	0:53.54 [3] (0:11.86)	0:41.68 [3] (0:12.64)	0:29.04 [7] (0:13.45)	0:15.59 [12] (0:15.59)						
Average Speed [km/h]	53.8	67.6	63.3	60.9	57.0	53.5	46.2						
Top Speed [km/h]	68.9	69.5	64.8	61.7	59.5	56.2	50.4						
Avg. Dist. to Rail [m]	9.5	4.5	3.9	1.7	0.2	1.4	3.2						
Avg. Stride Freq. [Hz]	2.3	2.5	2.4	2.3	2.3	2.2	2.0						
Avg. Stride Length [m]	6.3	7.1	7.2	7.3	6.9	6.7	6.3						





GattonProfessional
Race 4: 2026 MEMORIAL RACE DAY FRIDAY 10th APRIL Class 2
Handicap - 1600m
10 February 2026 - 15:27



LOCKYER VALLEY
· TURF CLUB ·

Track Rating: Good 4, Weather: Overcast, Rail Position: True Entire Circuit

Section						Overall	1400m	1200m	1000m	800m	600m	400m	Last 600m		
Field Times						1:37.04 (0:14.09)	1:22.95 (0:11.37)	1:11.58 (0:12.15)	0:59.43 (0:12.48)	0:46.95 (0:11.96)	0:34.99 (0:11.74)	0:23.25 (0:11.45)	0:34.99		
Rank	TAB	Horse/Jockey	Barrier	Top Speed [km/h]	Fastest Section									Distance Travelled [m]	
1	6	ARDUOUS	4	64.4	0:11.37	1:37.04 [1]	1:22.95 [1]	1:11.58 [1]	0:59.32 [2]	0:46.88 [2]	0:34.97 [2]	0:23.25 [1]	0:34.97		
		Cejay Graham		1400m	1400m	(0:14.09)	(0:11.37)	(0:12.26)	(0:12.44)	(0:11.91)	(0:11.72)	(0:11.45)			
2	1	FIRE AND LIGHT	9	65.1	0:11.28	1:37.32 [2]	1:22.19 [9]	1:10.91 [9]	0:58.81 [9]	0:46.35 [8]	0:34.32 [8]	0:22.70 [8]	0:34.32	+4	
		Colleen Krahn		400m	1400m	(0:15.13)	(0:11.28)	(0:12.10)	(0:12.46)	(0:12.03)	(0:11.62)	(0:11.29)			
3	11	OAKFIELD EAGLE	8	64.4	0:11.31	1:37.36 [3]	1:23.19 [2]	1:11.88 [2]	0:59.75 [1]	0:47.27 [1]	0:35.31 [1]	0:23.56 [2]	0:35.31	+8	
		Reece O'Connell		1400m	1400m	(0:14.17)	(0:11.31)	(0:12.13)	(0:12.48)	(0:11.96)	(0:11.75)	(0:11.49)			
4	7	PROPOSE	3	65.0	0:11.25	1:37.69 [4]	1:22.68 [8]	1:11.38 [8]	0:59.22 [8]	0:46.59 [9]	0:34.61 [9]	0:22.73 [9]	0:34.61	+2	
		Harrison Shaw		400m	400m	(0:15.01)	(0:11.30)	(0:12.16)	(0:12.63)	(0:11.98)	(0:11.88)	(0:11.25)			
5	3	TRUSTY BANDIT	2	65.2	0:11.38	1:37.76 [5]	1:23.49 [3]	1:12.11 [3]	0:59.87 [4]	0:47.49 [3]	0:35.48 [3]	0:23.66 [3]	0:35.48	-2	
		Brandon Lerena		1400m	1400m	(0:14.27)	(0:11.38)	(0:12.24)	(0:12.38)	(0:12.01)	(0:11.82)	(0:11.66)			
6	9	STATE A FACT	6	63.6	0:11.45	1:37.85 [6]	1:23.30 [7]	1:11.85 [7]	0:59.70 [7]	0:47.24 [7]	0:35.24 [7]	0:23.47 [6]	0:35.24	+3	
		Georgina Cartwright		1400m	1400m	(0:14.55)	(0:11.45)	(0:12.15)	(0:12.46)	(0:12.00)	(0:11.77)	(0:11.61)			
7	2	SPIRIT OF NURAI	5	63.5	0:11.44	1:37.99 [7]	1:23.70 [4]	1:12.26 [4]	1:00.16 [3]	0:47.64 [4]	0:35.66 [5]	0:23.86 [4]	0:35.66	+8	
		Micheal Hellyer		600m	1400m	(0:14.29)	(0:11.44)	(0:12.10)	(0:12.52)	(0:11.98)	(0:11.80)	(0:11.66)			
8	10	ANCIENT MISSION	1	63.3	0:11.51	1:38.04 [8]	1:23.64 [5]	1:12.13 [5]	0:59.98 [6]	0:47.52 [6]	0:35.53 [6]	0:23.64 [7]	0:35.53	+5	
		Tiffani Brooker		1400m	1400m	(0:14.40)	(0:11.51)	(0:12.15)	(0:12.46)	(0:11.99)	(0:11.89)	(0:11.67)			
9	8	INVISIBLE TARGET	7	63.5	0:11.43	1:38.63 [9]	1:24.14 [6]	1:12.71 [6]	1:00.62 [5]	0:48.26 [5]	0:36.32 [4]	0:24.38 [5]	0:36.32	+12	
		Sean Cormack		1400m	1400m	(0:14.49)	(0:11.43)	(0:12.09)	(0:12.36)	(0:11.94)	(0:11.94)	(0:11.85)			

Scratched: Magadan (#5), Vacillation (#4)



GattonProfessional
Race 4: 2026 MEMORIAL RACE DAY FRIDAY 10th APRIL Class 2
Handicap - 1600m
10 February 2026 - 15:27



Track Rating: Good 4, Weather: Overcast, Rail Position: True Entire Circuit

Section		200m					Last 600m	
Field Times		0:11.80 (0:11.80)					0:34.99	
Rank	TAB	Horse/Jockey	Barrier	Top Speed [km/h]	Fastest Section	Margin	Distance Travelled [m]	
1	6	ARDUOUS	4	64.4	0:11.37	0:11.80 [1]	1:37.04	0:34.97
		Cejay Graham		1400m	1400m	(0:11.80)		
2	1	FIRE AND LIGHT	9	65.1	0:11.28	0:11.41 [5]	1.66L	0:34.32
		Colleen Krahnen		400m	1400m	(0:11.41)		+4
3	11	OAKFIELD EAGLE	8	64.4	0:11.31	0:12.07 [2]	1.89L	0:35.31
		Reece O'Connell		1400m	1400m	(0:12.07)		+8
4	7	PROPOSE	3	65.0	0:11.25	0:11.48 [9]	3.87L	0:34.61
		Harrison Shaw		400m	400m	(0:11.48)		+2
5	3	TRUSTY BANDIT	2	65.2	0:11.38	0:12.00 [3]	4.27L	0:35.48
		Brandon Lerena		1400m	1400m	(0:12.00)		-2
6	9	STATE A FACT	6	63.6	0:11.45	0:11.86 [6]	4.79L	0:35.24
		Georgina Cartwright		1400m	1400m	(0:11.86)		+3
7	2	SPIRIT OF NURAI	5	63.5	0:11.44	0:12.20 [4]	5.6L	0:35.66
		Micheal Hellyer		600m	1400m	(0:12.20)		+8
8	10	ANCIENT MISSION	1	63.3	0:11.51	0:11.97 [7]	5.93L	0:35.53
		Tiffani Brooker		1400m	1400m	(0:11.97)		+5
9	8	INVISIBLE TARGET	7	63.5	0:11.43	0:12.53 [8]	9.35L	0:36.32
		Sean Cormack		1400m	1400m	(0:12.53)		+12

Scratched: Magadan (#5), Vacillation (#4)



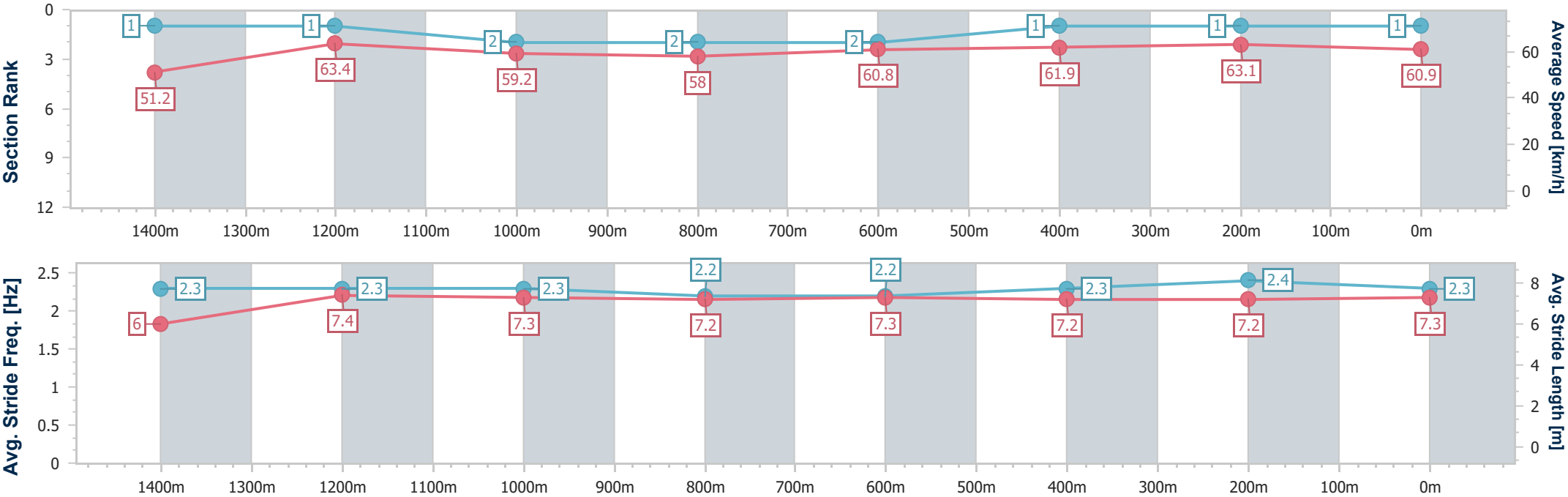
Horse/Jockey Name	Arduous
Final Rank	1
Fastest Section Time (Section)	0:11.37 (1400m)
Top Speed [km/h] (Section)	64.4 (1400m)
Race State	Finished



GattonProfessional
Race 4: 2026 MEMORIAL RACE DAY FRIDAY 10th APRIL Class
2 Handicap - 1600m
10 February 2026 - 15:27
Track Rating: Good 4, Weather: Overcast, Rail Position: True Entire Circuit



Section	Overall	1400m	1200m	1000m	800m	600m	400m	200m					
Section Times	1:37.04 [1] (0:14.09)	1:22.95 [1] (0:11.37)	1:11.58 [1] (0:12.26)	0:59.32 [2] (0:12.44)	0:46.88 [2] (0:11.91)	0:34.97 [2] (0:11.72)	0:23.25 [1] (0:11.45)	0:11.80 [1] (0:11.80)					
Average Speed [km/h]	51.2	63.4	59.2	58.0	60.8	61.9	63.1	60.9					
Top Speed [km/h]	63.7	64.4	62.3	59.5	62.6	62.6	63.8	62.8					
Avg. Dist. to Rail [m]	4.6	1.9	1.5	1.6	1.6	1.6	1.6	1.8					
Avg. Stride Freq. [Hz]	2.3	2.3	2.3	2.2	2.2	2.3	2.4	2.3					
Avg. Stride Length [m]	6.0	7.4	7.3	7.2	7.3	7.2	7.2	7.3					





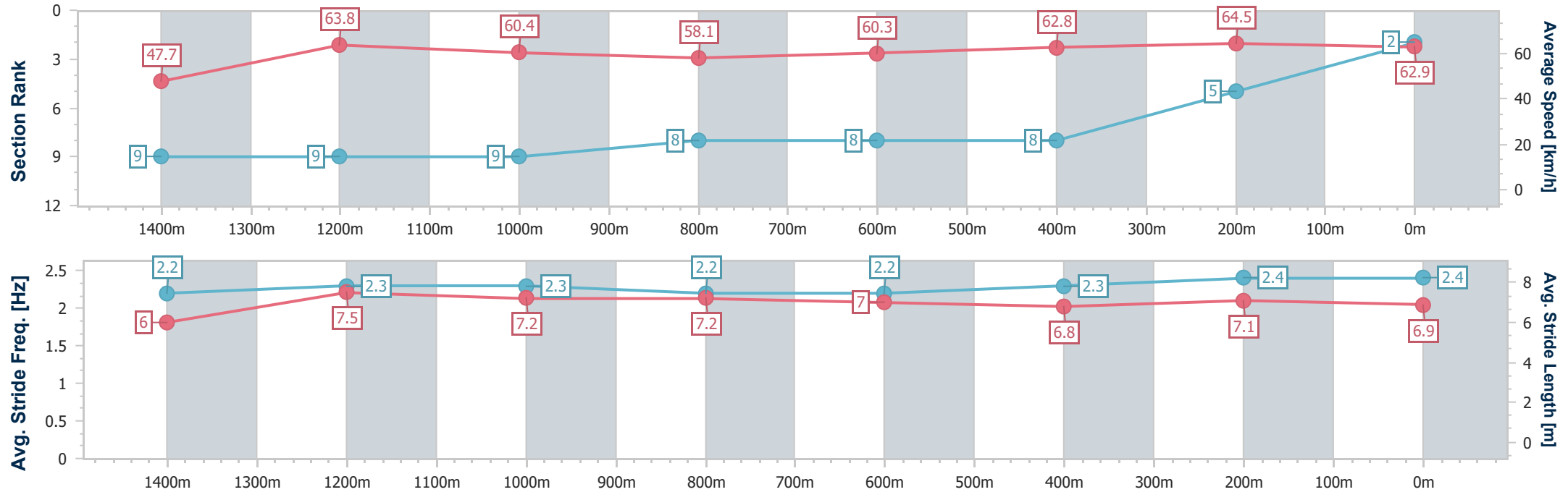
Horse/Jockey Name	Fire And Light
Final Rank	2
Fastest Section Time (Section)	0:11.28 (1400m)
Top Speed [km/h] (Section)	65.1 (400m)
Race State	Finished



GattonProfessional
Race 4: 2026 MEMORIAL RACE DAY FRIDAY 10th APRIL Class
2 Handicap - 1600m
10 February 2026 - 15:27
Track Rating: Good 4, Weather: Overcast, Rail Position: True Entire Circuit



Section	Overall	1400m	1200m	1000m	800m	600m	400m	200m					
Section Times	1:37.32 [2] (0:15.13)	1:22.19 [9] (0:11.28)	1:10.91 [9] (0:12.10)	0:58.81 [9] (0:12.46)	0:46.35 [8] (0:12.03)	0:34.32 [8] (0:11.62)	0:22.70 [8] (0:11.29)	0:11.41 [5] (0:11.41)					
Average Speed [km/h]	47.7	63.8	60.4	58.1	60.3	62.8	64.5	62.9					
Top Speed [km/h]	62.8	64.5	64.0	61.1	62.3	63.4	65.1	64.8					
Avg. Dist. to Rail [m]	7.5	2.9	2.7	2.3	2.3	2.4	5.0	6.4					
Avg. Stride Freq. [Hz]	2.2	2.3	2.3	2.2	2.2	2.3	2.4	2.4					
Avg. Stride Length [m]	6.0	7.5	7.2	7.2	7.0	6.8	7.1	6.9					



[] Ranking at each section and finish
-.-.- No data available at this section
NA No data available



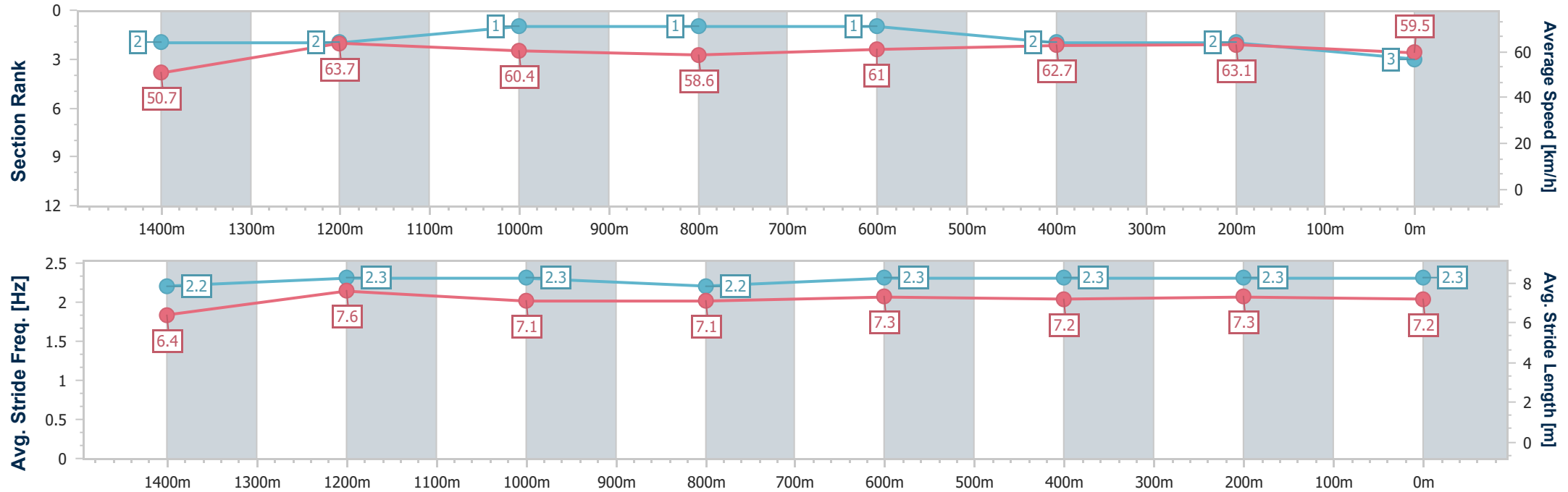
Horse/Jockey Name	Oakfield Eagle
Final Rank	3
Fastest Section Time (Section)	0:11.31 (1400m)
Top Speed [km/h] (Section)	64.4 (1400m)
Race State	Finished



GattonProfessional
Race 4: 2026 MEMORIAL RACE DAY FRIDAY 10th APRIL Class
2 Handicap - 1600m
10 February 2026 - 15:27
Track Rating: Good 4, Weather: Overcast, Rail Position: True Entire Circuit



Section	Overall	1400m	1200m	1000m	800m	600m	400m	200m					
Section Times	1:37.36 [3] (0:14.17)	1:23.19 [2] (0:11.31)	1:11.88 [2] (0:12.13)	0:59.75 [1] (0:12.48)	0:47.27 [1] (0:11.96)	0:35.31 [1] (0:11.75)	0:23.56 [2] (0:11.49)	0:12.07 [2] (0:12.07)					
Average Speed [km/h]	50.7	63.7	60.4	58.6	61.0	62.7	63.1	59.5					
Top Speed [km/h]	63.7	64.4	62.7	59.6	61.9	63.3	63.4	61.9					
Avg. Dist. to Rail [m]	7.8	3.2	2.9	4.1	4.4	3.9	3.2	3.8					
Avg. Stride Freq. [Hz]	2.2	2.3	2.3	2.2	2.3	2.3	2.3	2.3					
Avg. Stride Length [m]	6.4	7.6	7.1	7.1	7.3	7.2	7.3	7.2					





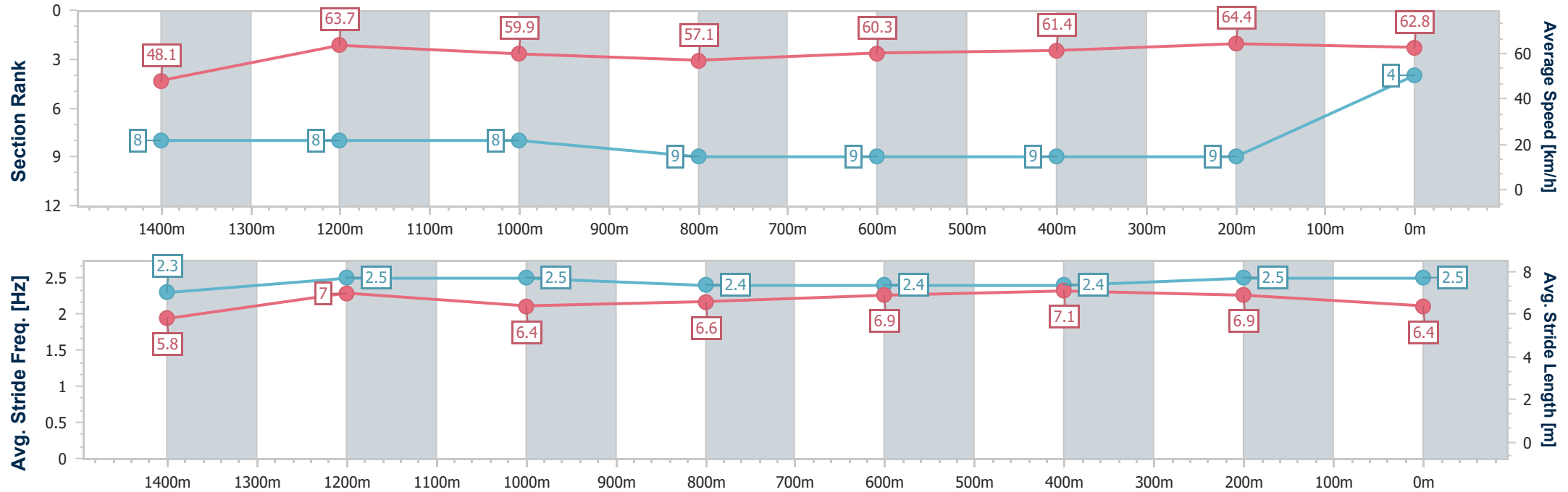
Horse/Jockey Name	Propose
Final Rank	4
Fastest Section Time (Section)	0:11.25 (400m)
Top Speed [km/h] (Section)	65.0 (400m)
Race State	Finished



GattonProfessional
Race 4: 2026 MEMORIAL RACE DAY FRIDAY 10th APRIL Class
2 Handicap - 1600m
10 February 2026 - 15:27
Track Rating: Good 4, Weather: Overcast, Rail Position: True Entire Circuit



Section	Overall	1400m	1200m	1000m	800m	600m	400m	200m					
Section Times	1:37.69 [4] (0:15.01)	1:22.68 [8] (0:11.30)	1:11.38 [8] (0:12.16)	0:59.22 [8] (0:12.63)	0:46.59 [9] (0:11.98)	0:34.61 [9] (0:11.88)	0:22.73 [9] (0:11.25)	0:11.48 [9] (0:11.48)					
Average Speed [km/h]	48.1	63.7	59.9	57.1	60.3	61.4	64.4	62.8					
Top Speed [km/h]	63.0	64.4	63.8	59.7	61.3	63.7	65.0	64.5					
Avg. Dist. to Rail [m]	3.5	1.6	1.6	1.3	1.4	2.0	4.4	7.3					
Avg. Stride Freq. [Hz]	2.3	2.5	2.5	2.4	2.4	2.4	2.5	2.5					
Avg. Stride Length [m]	5.8	7.0	6.4	6.6	6.9	7.1	6.9	6.4					



[] Ranking at each section and finish
-.-.- No data available at this section
NA No data available



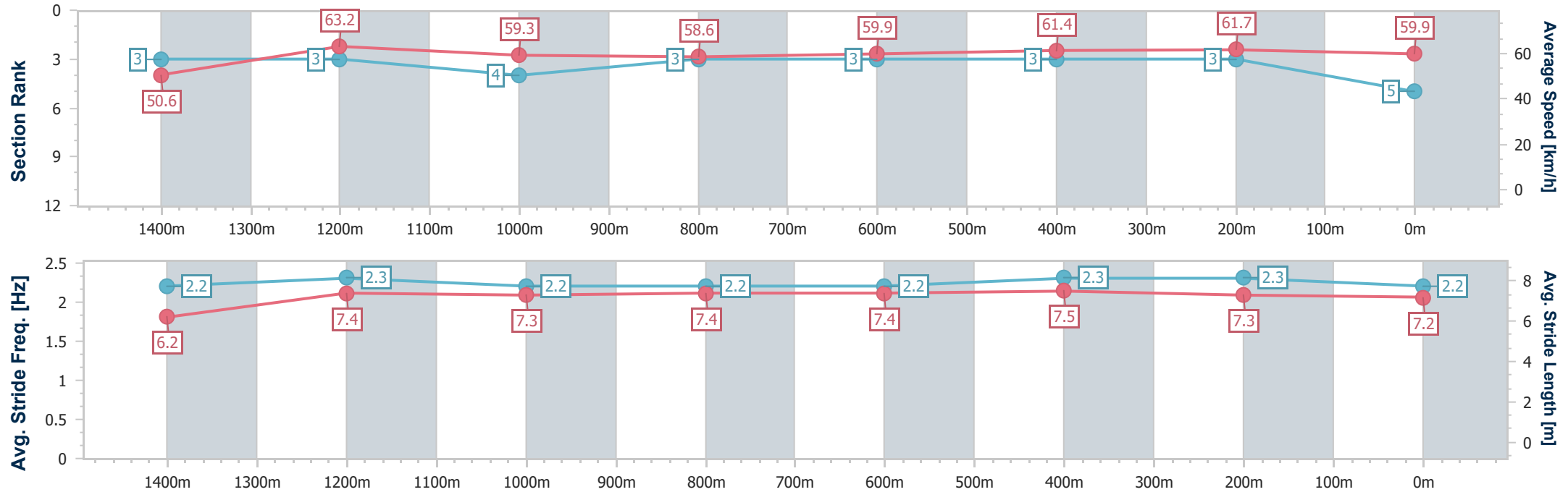
Horse/Jockey Name	Trusty Bandit
Final Rank	5
Fastest Section Time (Section)	0:11.38 (1400m)
Top Speed [km/h] (Section)	65.2 (1400m)
Race State	Finished



GattonProfessional
Race 4: 2026 MEMORIAL RACE DAY FRIDAY 10th APRIL Class
2 Handicap - 1600m
10 February 2026 - 15:27
Track Rating: Good 4, Weather: Overcast, Rail Position: True Entire Circuit



Section	Overall	1400m	1200m	1000m	800m	600m	400m	200m					
Section Times	1:37.76 [5] (0:14.27)	1:23.49 [3] (0:11.38)	1:12.11 [3] (0:12.24)	0:59.87 [4] (0:12.38)	0:47.49 [3] (0:12.01)	0:35.48 [3] (0:11.82)	0:23.66 [3] (0:11.66)	0:12.00 [3] (0:12.00)					
Average Speed [km/h]	50.6	63.2	59.3	58.6	59.9	61.4	61.7	59.9					
Top Speed [km/h]	63.8	65.2	61.5	59.9	61.5	62.5	63.0	61.9					
Avg. Dist. to Rail [m]	2.7	1.2	1.5	1.4	1.4	0.9	0.9	1.5					
Avg. Stride Freq. [Hz]	2.2	2.3	2.2	2.2	2.2	2.3	2.3	2.2					
Avg. Stride Length [m]	6.2	7.4	7.3	7.4	7.4	7.5	7.3	7.2					



- [] Ranking at each section and finish
- .-.- No data available at this section
- NA No data available



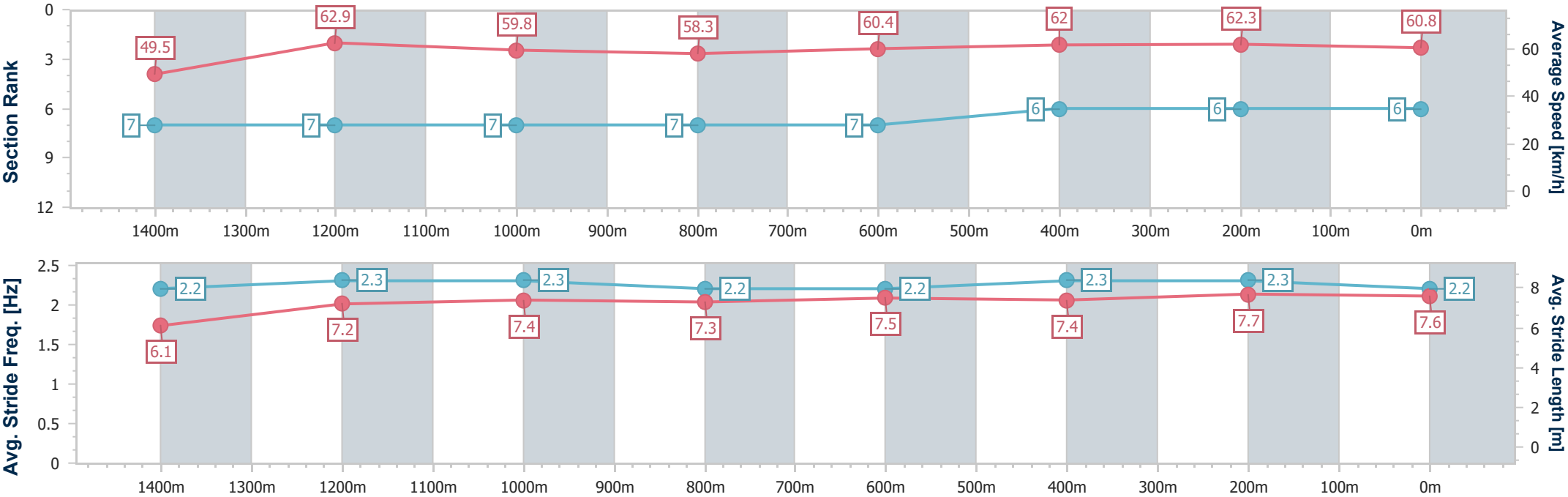
Horse/Jockey Name	State A Fact
Final Rank	6
Fastest Section Time (Section)	0:11.45 (1400m)
Top Speed [km/h] (Section)	63.6 (1400m)
Race State	Finished



GattonProfessional
Race 4: 2026 MEMORIAL RACE DAY FRIDAY 10th APRIL Class
2 Handicap - 1600m
10 February 2026 - 15:27
Track Rating: Good 4, Weather: Overcast, Rail Position: True Entire Circuit



Section	Overall	1400m	1200m	1000m	800m	600m	400m	200m					
Section Times	1:37.85 [6] (0:14.55)	1:23.30 [7] (0:11.45)	1:11.85 [7] (0:12.15)	0:59.70 [7] (0:12.46)	0:47.24 [7] (0:12.00)	0:35.24 [7] (0:11.77)	0:23.47 [6] (0:11.61)	0:11.86 [6] (0:11.86)					
Average Speed [km/h]	49.5	62.9	59.8	58.3	60.4	62.0	62.3	60.8					
Top Speed [km/h]	62.6	63.6	62.1	60.4	62.2	63.1	63.6	62.6					
Avg. Dist. to Rail [m]	6.1	2.2	2.3	2.1	2.2	2.3	2.9	3.2					
Avg. Stride Freq. [Hz]	2.2	2.3	2.3	2.2	2.2	2.3	2.3	2.2					
Avg. Stride Length [m]	6.1	7.2	7.4	7.3	7.5	7.4	7.7	7.6					





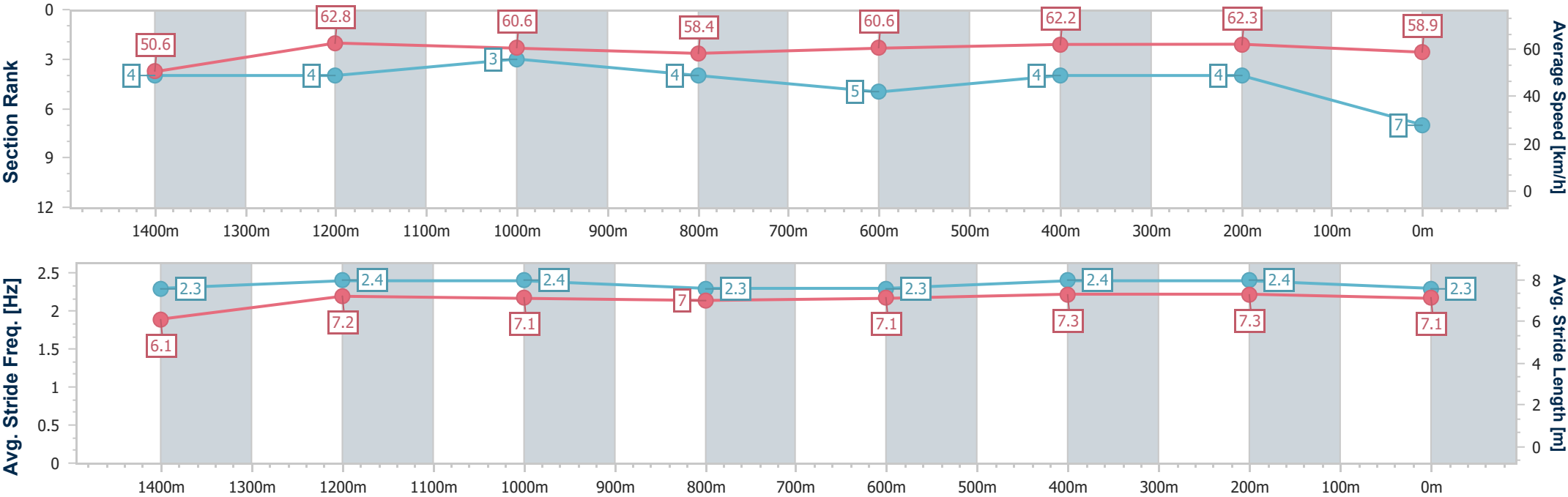
Horse/Jockey Name	Spirit Of Nurai
Final Rank	7
Fastest Section Time (Section)	0:11.44 (1400m)
Top Speed [km/h] (Section)	63.5 (600m)
Race State	Finished



GattonProfessional
Race 4: 2026 MEMORIAL RACE DAY FRIDAY 10th APRIL Class
2 Handicap - 1600m
10 February 2026 - 15:27
Track Rating: Good 4, Weather: Overcast, Rail Position: True Entire Circuit



Section	Overall	1400m	1200m	1000m	800m	600m	400m	200m					
Section Times	1:37.99 [7] (0:14.29)	1:23.70 [4] (0:11.44)	1:12.26 [4] (0:12.10)	1:00.16 [3] (0:12.52)	0:47.64 [4] (0:11.98)	0:35.66 [5] (0:11.80)	0:23.86 [4] (0:11.66)	0:12.20 [4] (0:12.20)					
Average Speed [km/h]	50.6	62.8	60.6	58.4	60.6	62.2	62.3	58.9					
Top Speed [km/h]	62.6	63.4	62.2	60.3	62.4	63.5	63.2	61.4					
Avg. Dist. to Rail [m]	5.4	2.6	3.1	4.0	4.0	3.4	3.3	3.0					
Avg. Stride Freq. [Hz]	2.3	2.4	2.4	2.3	2.3	2.4	2.4	2.3					
Avg. Stride Length [m]	6.1	7.2	7.1	7.0	7.1	7.3	7.3	7.1					





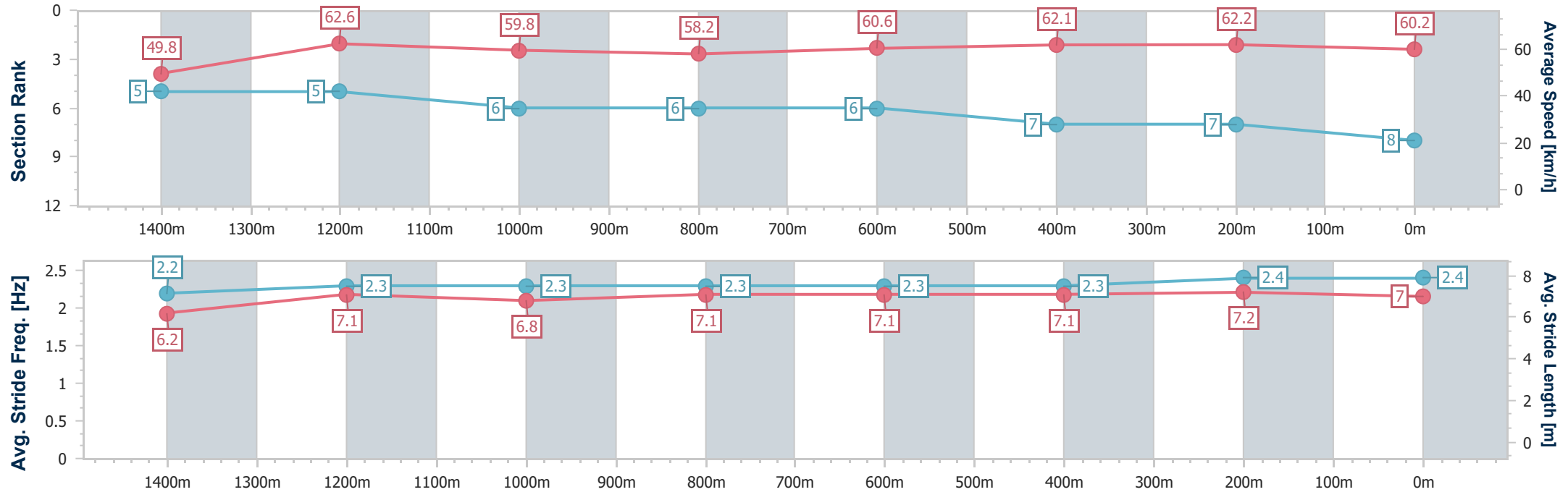
Horse/Jockey Name	Ancient Mission
Final Rank	8
Fastest Section Time (Section)	0:11.51 (1400m)
Top Speed [km/h] (Section)	63.3 (1400m)
Race State	Finished



GattonProfessional
Race 4: 2026 MEMORIAL RACE DAY FRIDAY 10th APRIL Class
2 Handicap - 1600m
10 February 2026 - 15:27
Track Rating: Good 4, Weather: Overcast, Rail Position: True Entire Circuit



Section	Overall	1400m	1200m	1000m	800m	600m	400m	200m					
Section Times	1:38.04 [8] (0:14.40)	1:23.64 [5] (0:11.51)	1:12.13 [5] (0:12.15)	0:59.98 [6] (0:12.46)	0:47.52 [6] (0:11.99)	0:35.53 [6] (0:11.89)	0:23.64 [7] (0:11.67)	0:11.97 [7] (0:11.97)					
Average Speed [km/h]	49.8	62.6	59.8	58.2	60.6	62.1	62.2	60.2					
Top Speed [km/h]	62.0	63.3	62.3	60.2	62.0	62.6	62.9	62.9					
Avg. Dist. to Rail [m]	1.8	1.1	1.7	2.3	2.7	4.2	5.0	6.2					
Avg. Stride Freq. [Hz]	2.2	2.3	2.3	2.3	2.3	2.3	2.4	2.4					
Avg. Stride Length [m]	6.2	7.1	6.8	7.1	7.1	7.1	7.2	7.0					





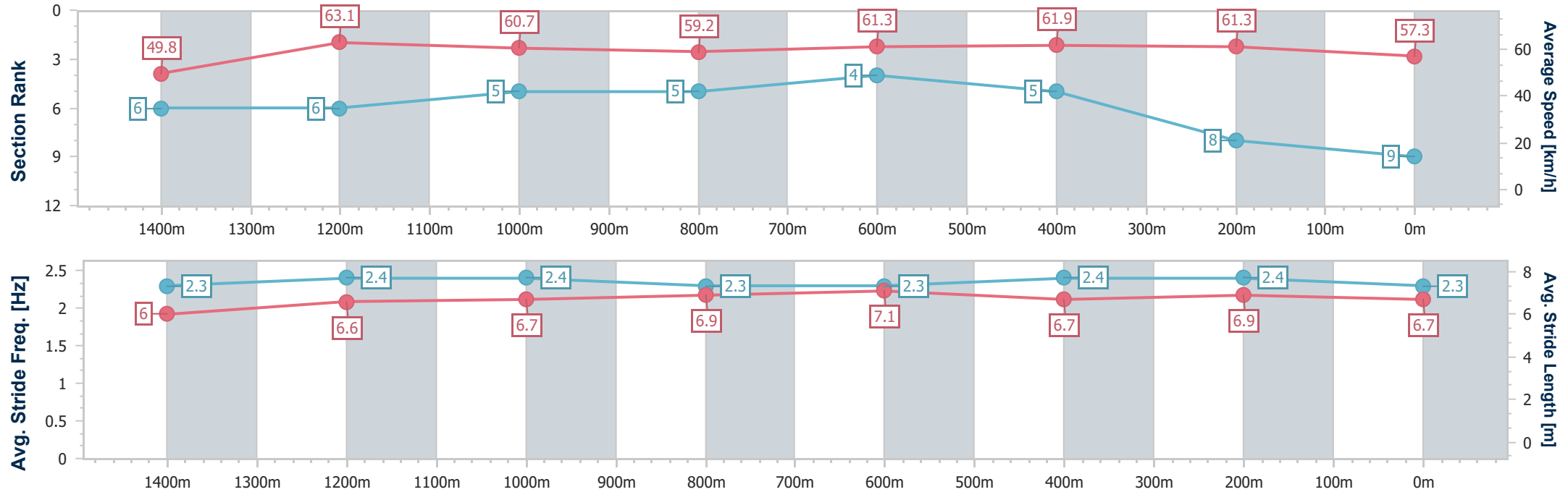
Horse/Jockey Name	Invisible Target
Final Rank	9
Fastest Section Time (Section)	0:11.43 (1400m)
Top Speed [km/h] (Section)	63.5 (1400m)
Race State	Finished



GattonProfessional
Race 4: 2026 MEMORIAL RACE DAY FRIDAY 10th APRIL Class
2 Handicap - 1600m
10 February 2026 - 15:27
Track Rating: Good 4, Weather: Overcast, Rail Position: True Entire Circuit



Section	Overall	1400m	1200m	1000m	800m	600m	400m	200m					
Section Times	1:38.63 [9] (0:14.49)	1:24.14 [6] (0:11.43)	1:12.71 [6] (0:12.09)	1:00.62 [5] (0:12.36)	0:48.26 [5] (0:11.94)	0:36.32 [4] (0:11.94)	0:24.38 [5] (0:11.85)	0:12.53 [8] (0:12.53)					
Average Speed [km/h]	49.8	63.1	60.7	59.2	61.3	61.9	61.3	57.3					
Top Speed [km/h]	62.4	63.5	62.8	62.4	62.3	62.5	62.4	60.1					
Avg. Dist. to Rail [m]	6.8	3.2	3.9	5.1	5.1	4.3	4.8	5.9					
Avg. Stride Freq. [Hz]	2.3	2.4	2.4	2.3	2.3	2.4	2.4	2.3					
Avg. Stride Length [m]	6.0	6.6	6.7	6.9	7.1	6.7	6.9	6.7					



[] Ranking at each section and finish
- - - - No data available at this section
NA No data available



GattonProfessional

Race 5: BOWE'S ELECTRICAL GATTON BM60 Handicap - 1400m

10 February 2026 - 16:04



LOCKYER VALLEY
TURF CLUB

Track Rating: Good 4, Weather: Overcast, Rail Position: True Entire Circuit

Section		Overall				1200m	1000m	800m	600m	400m	Last 600m	
Field Times		1:23.13				1:09.86	0:58.56	0:46.98	0:35.40	0:23.62	0:35.40	
		(0:13.27)				(0:11.30)	(0:11.58)	(0:11.58)	(0:11.78)	(0:11.71)		
Rank	TAB	Horse/Jockey	Barrier	Top Speed [km/h]	Fastest Section							Distance Travelled [m]
1	12	PINTURA ROSA	6	66.8	0:11.27	1:23.13 [1]	1:09.09 [7]	0:57.82 [6]	0:46.18 [6]	0:34.76 [5]	0:23.10 [5]	0:34.76
		Sean Cormack		Overall	1200m	(0:14.04)	(0:11.27)	(0:11.64)	(0:11.42)	(0:11.66)	(0:11.46)	
2	7	TOBA	1	66.9	0:11.17	1:23.22 [2]	1:09.42 [4]	0:58.25 [4]	0:46.65 [3]	0:35.13 [3]	0:23.42 [2]	0:35.13
		Les Tilley		1200m	1200m	(0:13.80)	(0:11.17)	(0:11.60)	(0:11.52)	(0:11.71)	(0:11.51)	-1
3	5	LIGHTNING STRIKES	5	67.0	0:11.34	1:23.53 [3]	1:09.71 [5]	0:58.37 [5]	0:46.66 [5]	0:35.13 [6]	0:23.33 [6]	0:35.13
		Cejay Graham		1200m	1200m	(0:13.82)	(0:11.34)	(0:11.71)	(0:11.53)	(0:11.80)	(0:11.53)	+6
4	3	INNERVISIONS	2	68.6	0:11.30	1:23.67 [4]	1:10.40 [1]	0:59.10 [1]	0:47.52 [1]	0:35.94 [1]	0:24.16 [1]	0:35.94
		Micheal Hellyer		Overall	1200m	(0:13.27)	(0:11.30)	(0:11.58)	(0:11.58)	(0:11.78)	(0:11.71)	+0
5	2	SLY CORNER	9	64.7	0:11.33	1:23.79 [5]	1:09.47 [9]	0:58.01 [9]	0:46.34 [8]	0:35.01 [8]	0:23.11 [8]	0:35.01
		Samantha Pointon		800m	800m	(0:14.32)	(0:11.46)	(0:11.67)	(0:11.33)	(0:11.90)	(0:11.57)	+0
6	1	REGGIE'S FOLLY	8	65.5	0:11.44	1:23.94 [6]	1:09.81 [8]	0:58.37 [8]	0:46.45 [9]	0:34.99 [9]	0:23.03 [9]	0:34.99
		Harrison Shaw		1200m	1200m	(0:14.13)	(0:11.44)	(0:11.92)	(0:11.46)	(0:11.96)	(0:11.44)	+6
7	9	CONEY ISLAND BABY	4	66.6	0:11.26	1:24.03 [7]	1:10.42 [3]	0:59.16 [3]	0:47.44 [4]	0:35.89 [4]	0:24.05 [4]	0:35.89
		Fred Larson		1200m	1200m	(0:13.61)	(0:11.26)	(0:11.72)	(0:11.55)	(0:11.84)	(0:11.80)	+5
8	8	WAR TOO ALL	3	68.4	0:11.26	1:24.40 [8]	1:11.03 [2]	0:59.77 [2]	0:48.07 [2]	0:36.52 [2]	0:24.56 [3]	0:36.52
		Georgina Cartwright		1200m	1200m	(0:13.37)	(0:11.26)	(0:11.70)	(0:11.55)	(0:11.96)	(0:11.96)	+4
9	4	LOOSE UNIT	7	66.2	0:11.45	1:24.64 [9]	1:10.79 [6]	0:59.23 [7]	0:47.43 [7]	0:35.98 [7]	0:24.02 [7]	0:35.98
		Kayla Johnston		Overall	800m	(0:13.85)	(0:11.56)	(0:11.80)	(0:11.45)	(0:11.96)	(0:11.81)	+7

Scratched: Island Magic (#11), Trusty Bandit (#6), Arduous (#10)



GattonProfessional

Race 5: BOWE'S ELECTRICAL GATTON BM60 Handicap - 1400m

10 February 2026 - 16:04



LOCKYER VALLEY
TURF CLUB

Track Rating: Good 4, Weather: Overcast, Rail Position: True Entire Circuit

Section		Field Times		200m		Last 600m			
				0:11.91 (0:11.91)		0:35.40			
Rank	TAB	Horse/Jockey	Barrier	Top Speed [km/h]	Fastest Section	Margin			Distance Travelled [m]
1	12	PINTURA ROSA	6	66.8	0:11.27	0:11.64 [3]	1:23.13		0:34.76
		Sean Cormack		Overall	1200m	(0:11.64)			
2	7	TOBA	1	66.9	0:11.17	0:11.91 [2]	0.54L		0:35.13 -1
		Les Tilley		1200m	1200m	(0:11.91)			
3	5	LIGHTNING STRIKES	5	67.0	0:11.34	0:11.80 [4]	2.34L		0:35.13 +6
		Cejay Graham		1200m	1200m	(0:11.80)			
4	3	INNERVISIONS	2	68.6	0:11.30	0:12.45 [1]	3.19L		0:35.94 +0
		Micheal Hellyer		Overall	1200m	(0:12.45)			
5	2	SLY CORNER	9	64.7	0:11.33	0:11.54 [7]	3.89L		0:35.01 +0
		Samantha Pointon		800m	800m	(0:11.54)			
6	1	REGGIE'S FOLLY	8	65.5	0:11.44	0:11.59 [8]	4.76L		0:34.99 +6
		Harrison Shaw		1200m	1200m	(0:11.59)			
7	9	CONEY ISLAND BABY	4	66.6	0:11.26	0:12.25 [5]	5.26L		0:35.89 +5
		Fred Larson		1200m	1200m	(0:12.25)			
8	8	WAR TOO ALL	3	68.4	0:11.26	0:12.60 [6]	7.44L		0:36.52 +4
		Georgina Cartwright		1200m	1200m	(0:12.60)			
9	4	LOOSE UNIT	7	66.2	0:11.45	0:12.21 [9]	8.85L		0:35.98 +7
		Kayla Johnston		Overall	800m	(0:12.21)			

Scratched: Island Magic (#11), Trusty Bandit (#6), Arduous (#10)



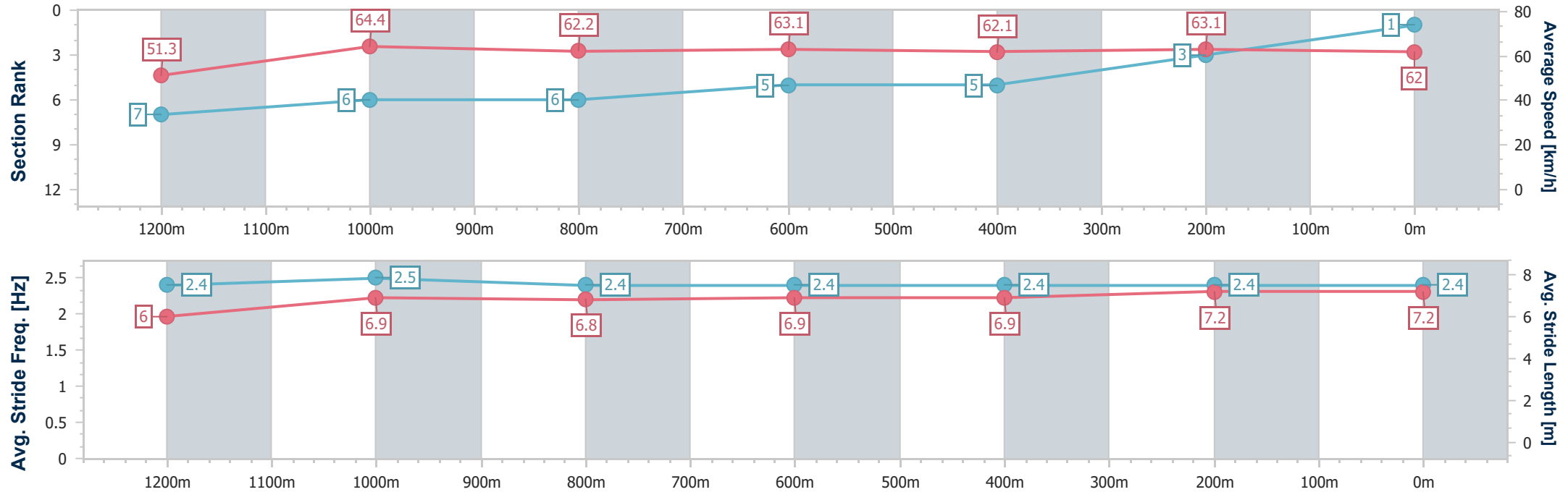
Horse/Jockey Name	Pintura Rosa
Final Rank	1
Fastest Section Time (Section)	0:11.27 (1200m)
Top Speed [km/h] (Section)	66.8 (Overall)
Race State	Finished



GattonProfessional
Race 5: BOWE'S ELECTRICAL GATTON BM60 Handicap - 1400m
10 February 2026 - 16:04
Track Rating: Good 4, Weather: Overcast, Rail Position: True Entire Circuit



Section	Overall	1200m	1000m	800m	600m	400m	200m						
Section Times	1:23.13 [1] (0:14.04)	1:09.09 [7] (0:11.27)	0:57.82 [6] (0:11.64)	0:46.18 [6] (0:11.42)	0:34.76 [5] (0:11.66)	0:23.10 [5] (0:11.46)	0:11.64 [3] (0:11.64)						
Average Speed [km/h]	51.3	64.4	62.2	63.1	62.1	63.1	62.0						
Top Speed [km/h]	66.8	66.4	63.6	63.9	62.5	63.5	63.3						
Avg. Dist. to Rail [m]	4.7	1.4	1.2	1.3	1.3	2.2	2.2						
Avg. Stride Freq. [Hz]	2.4	2.5	2.4	2.4	2.4	2.4	2.4						
Avg. Stride Length [m]	6.0	6.9	6.8	6.9	6.9	7.2	7.2						



[] Ranking at each section and finish
-.-.- No data available at this section
NA No data available



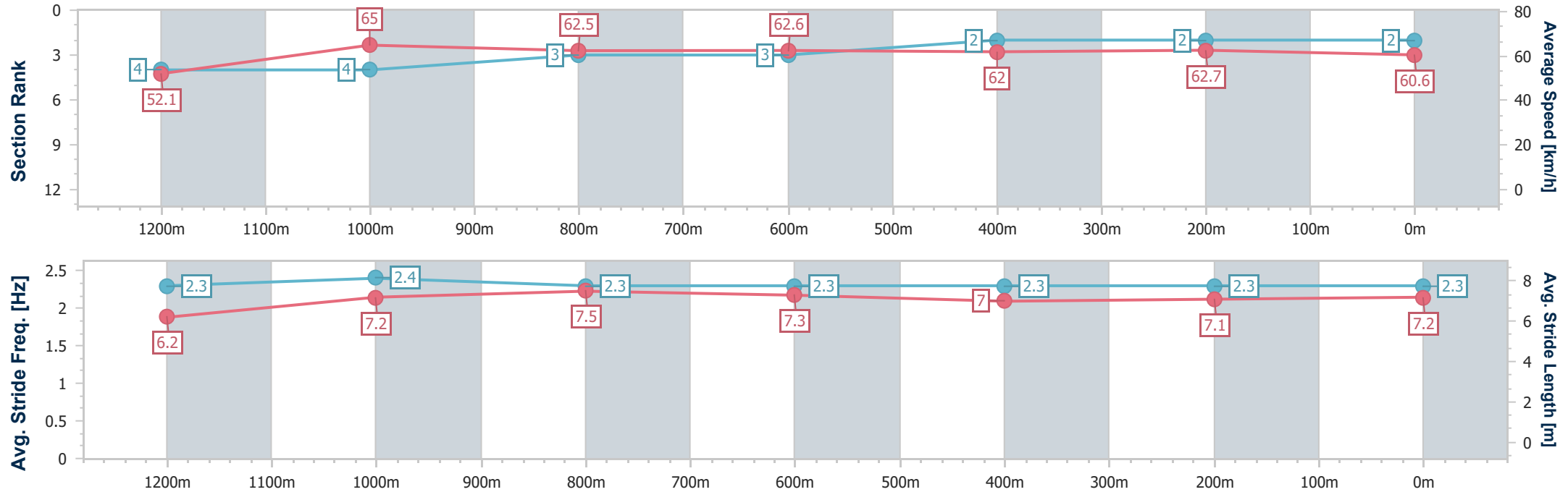
Horse/Jockey Name	Toba
Final Rank	2
Fastest Section Time (Section)	0:11.17 (1200m)
Top Speed [km/h] (Section)	66.9 (1200m)
Race State	Finished



GattonProfessional
Race 5: BOWE'S ELECTRICAL GATTON BM60 Handicap - 1400m
10 February 2026 - 16:04
Track Rating: Good 4, Weather: Overcast, Rail Position: True Entire Circuit



Section	Overall	1200m	1000m	800m	600m	400m	200m						
Section Times	1:23.22 [2] (0:13.80)	1:09.42 [4] (0:11.17)	0:58.25 [4] (0:11.60)	0:46.65 [3] (0:11.52)	0:35.13 [3] (0:11.71)	0:23.42 [2] (0:11.51)	0:11.91 [2] (0:11.91)						
Average Speed [km/h]	52.1	65.0	62.5	62.6	62.0	62.7	60.6						
Top Speed [km/h]	66.6	66.9	63.6	63.6	62.7	63.0	62.9						
Avg. Dist. to Rail [m]	1.5	1.1	1.2	1.2	1.3	3.2	3.8						
Avg. Stride Freq. [Hz]	2.3	2.4	2.3	2.3	2.3	2.3	2.3						
Avg. Stride Length [m]	6.2	7.2	7.5	7.3	7.0	7.1	7.2						



- [] Ranking at each section and finish
- .-.- No data available at this section
- NA No data available



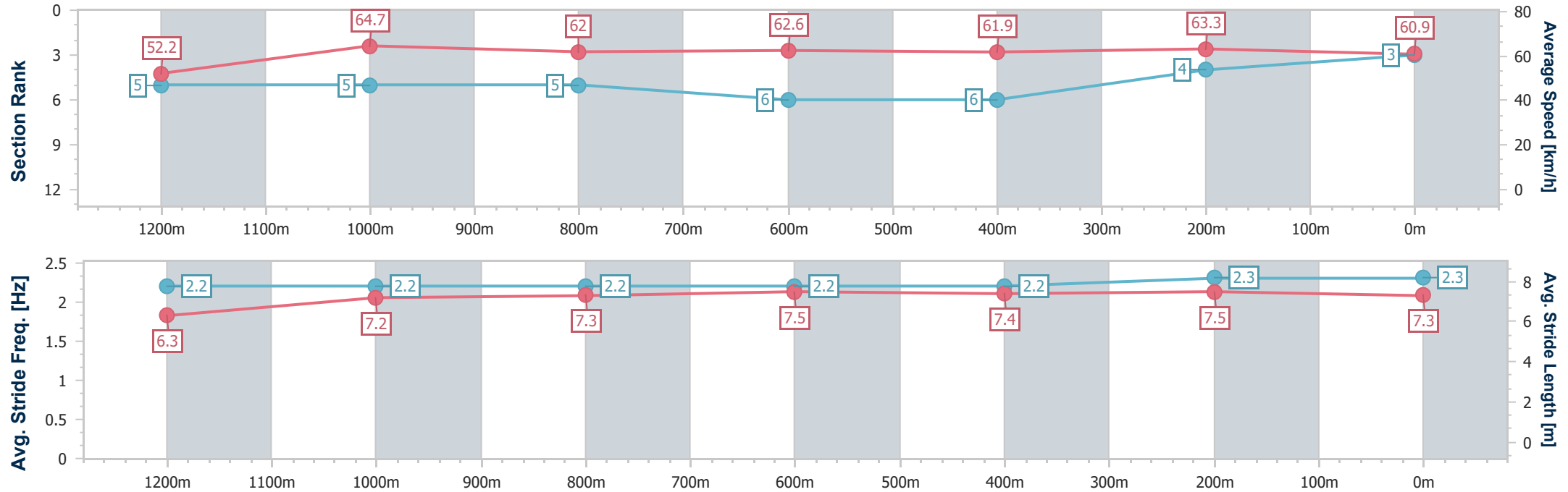
Horse/Jockey Name	Lightning Strikes
Final Rank	3
Fastest Section Time (Section)	0:11.34 (1200m)
Top Speed [km/h] (Section)	67.0 (1200m)
Race State	Finished



GattonProfessional
Race 5: BOWE'S ELECTRICAL GATTON BM60 Handicap - 1400m
10 February 2026 - 16:04
Track Rating: Good 4, Weather: Overcast, Rail Position: True Entire Circuit



Section	Overall	1200m	1000m	800m	600m	400m	200m						
Section Times	1:23.53 [3] (0:13.82)	1:09.71 [5] (0:11.34)	0:58.37 [5] (0:11.71)	0:46.66 [5] (0:11.53)	0:35.13 [6] (0:11.80)	0:23.33 [6] (0:11.53)	0:11.80 [4] (0:11.80)						
Average Speed [km/h]	52.2	64.7	62.0	62.6	61.9	63.3	60.9						
Top Speed [km/h]	67.0	67.0	63.8	63.5	62.5	64.2	62.4						
Avg. Dist. to Rail [m]	4.7	2.5	2.3	2.4	2.7	5.7	6.0						
Avg. Stride Freq. [Hz]	2.2	2.2	2.2	2.2	2.2	2.3	2.3						
Avg. Stride Length [m]	6.3	7.2	7.3	7.5	7.4	7.5	7.3						





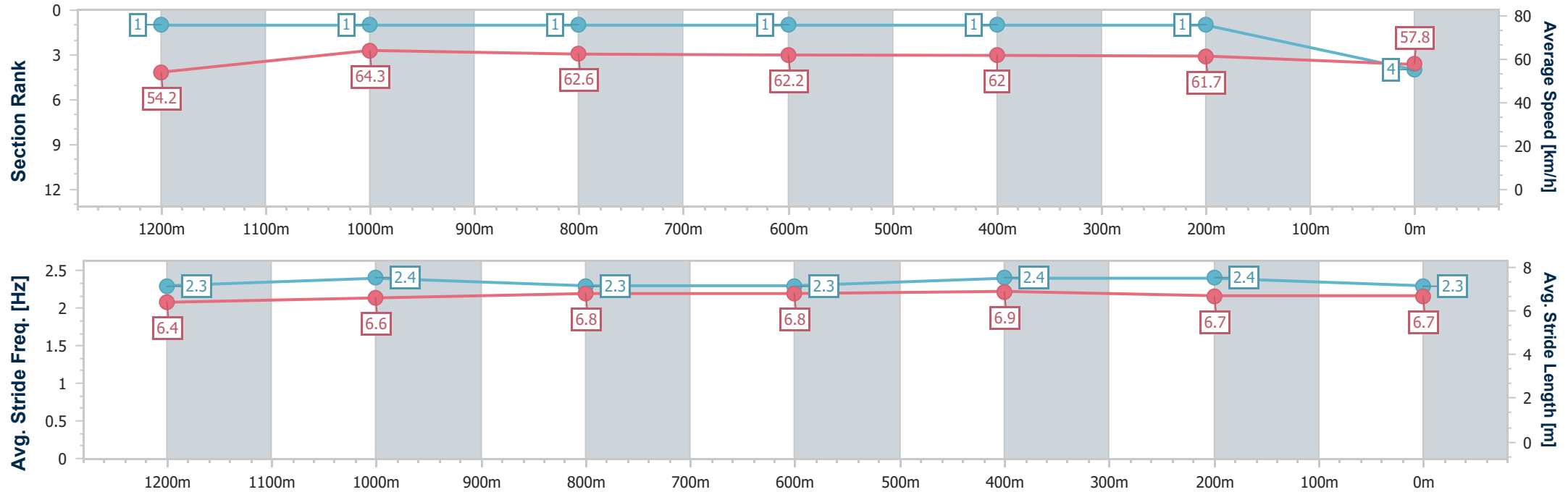
Horse/Jockey Name	Innervisions
Final Rank	4
Fastest Section Time (Section)	0:11.30 (1200m)
Top Speed [km/h] (Section)	68.6 (Overall)
Race State	Finished



GattonProfessional
Race 5: BOWE'S ELECTRICAL GATTON BM60 Handicap - 1400m
10 February 2026 - 16:04
Track Rating: Good 4, Weather: Overcast, Rail Position: True Entire Circuit



Section	Overall	1200m	1000m	800m	600m	400m	200m						
Section Times	1:23.67 [4] (0:13.27)	1:10.40 [1] (0:11.30)	0:59.10 [1] (0:11.58)	0:47.52 [1] (0:11.58)	0:35.94 [1] (0:11.78)	0:24.16 [1] (0:11.71)	0:12.45 [1] (0:12.45)						
Average Speed [km/h]	54.2	64.3	62.6	62.2	62.0	61.7	57.8						
Top Speed [km/h]	68.6	68.6	63.1	62.8	62.9	63.0	60.4						
Avg. Dist. to Rail [m]	2.5	1.3	1.3	1.7	2.1	2.5	3.5						
Avg. Stride Freq. [Hz]	2.3	2.4	2.3	2.3	2.4	2.4	2.3						
Avg. Stride Length [m]	6.4	6.6	6.8	6.8	6.9	6.7	6.7						



[] Ranking at each section and finish
-.-.- No data available at this section
NA No data available



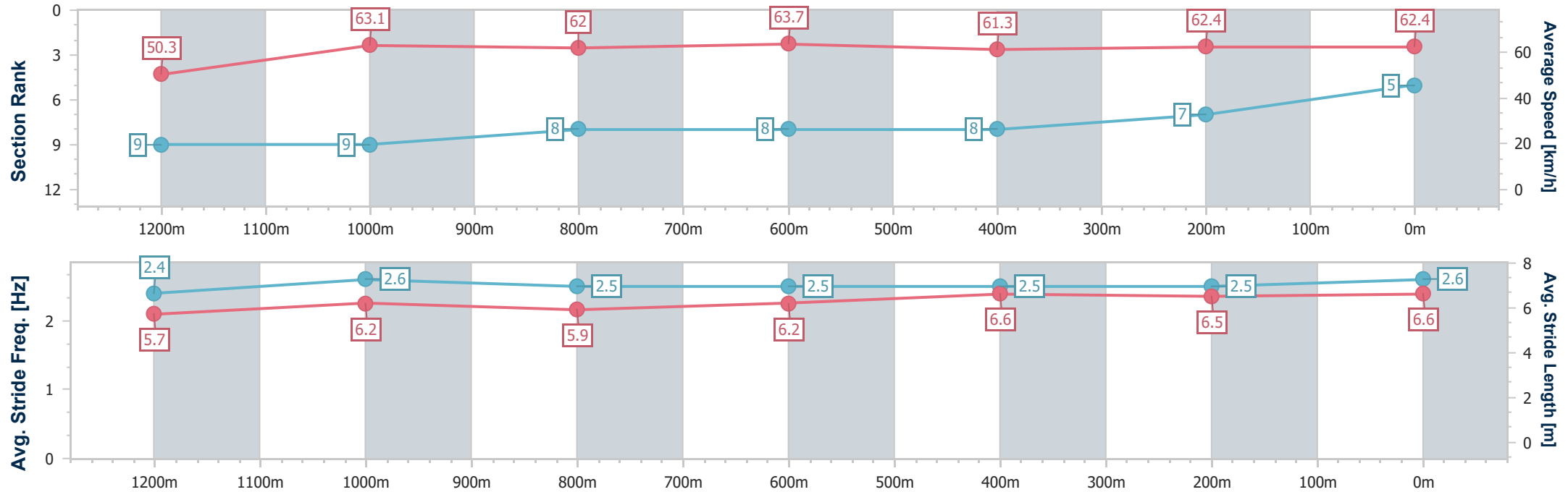
Horse/Jockey Name	Sly Corner
Final Rank	5
Fastest Section Time (Section)	0:11.33 (800m)
Top Speed [km/h] (Section)	64.7 (800m)
Race State	Finished



GattonProfessional
Race 5: BOWE'S ELECTRICAL GATTON BM60 Handicap - 1400m
10 February 2026 - 16:04
Track Rating: Good 4, Weather: Overcast, Rail Position: True Entire Circuit



Section	Overall	1200m	1000m	800m	600m	400m	200m						
Section Times	1:23.79 [5] (0:14.32)	1:09.47 [9] (0:11.46)	0:58.01 [9] (0:11.67)	0:46.34 [8] (0:11.33)	0:35.01 [8] (0:11.90)	0:23.11 [8] (0:11.57)	0:11.54 [7] (0:11.54)						
Average Speed [km/h]	50.3	63.1	62.0	63.7	61.3	62.4	62.4						
Top Speed [km/h]	62.7	64.0	64.4	64.7	63.0	63.9	64.0						
Avg. Dist. to Rail [m]	8.2	1.2	0.7	1.1	2.1	3.4	2.9						
Avg. Stride Freq. [Hz]	2.4	2.6	2.5	2.5	2.5	2.5	2.6						
Avg. Stride Length [m]	5.7	6.2	5.9	6.2	6.6	6.5	6.6						



- [] Ranking at each section and finish
- .-.- No data available at this section
- NA No data available



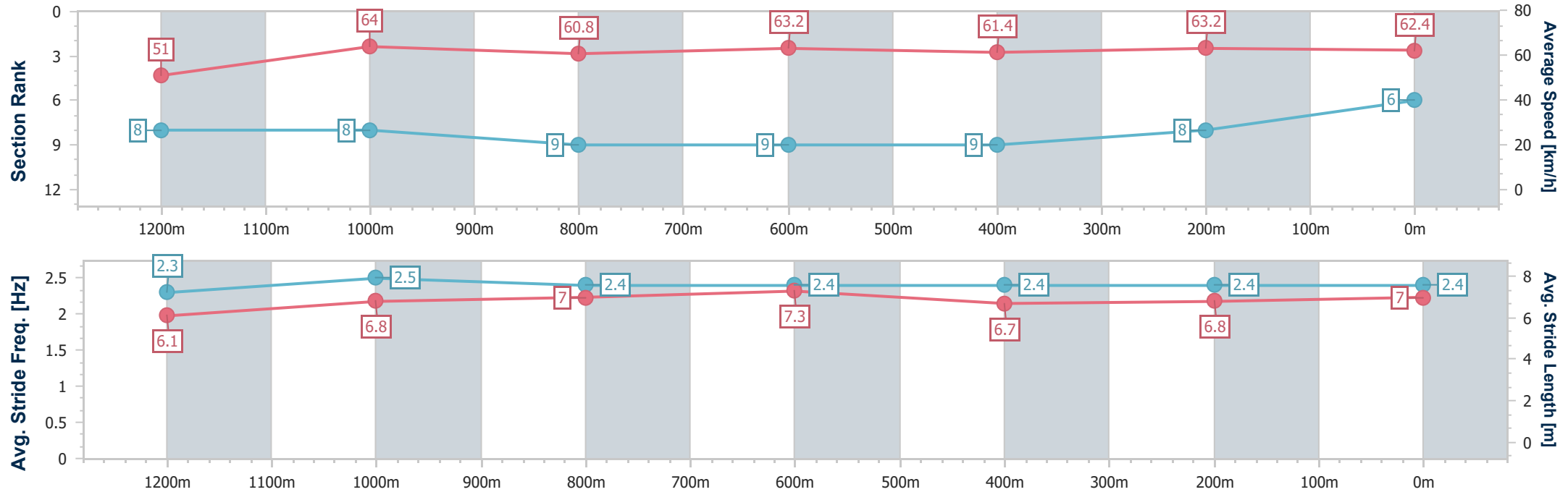
Horse/Jockey Name	Reggie's Folly
Final Rank	6
Fastest Section Time (Section)	0:11.44 (1200m)
Top Speed [km/h] (Section)	65.5 (1200m)
Race State	Finished



GattonProfessional
Race 5: BOWE'S ELECTRICAL GATTON BM60 Handicap - 1400m
10 February 2026 - 16:04
Track Rating: Good 4, Weather: Overcast, Rail Position: True Entire Circuit



Section	Overall	1200m	1000m	800m	600m	400m	200m							
Section Times	1:23.94 [6] (0:14.13)	1:09.81 [8] (0:11.44)	0:58.37 [8] (0:11.92)	0:46.45 [9] (0:11.46)	0:34.99 [9] (0:11.96)	0:23.03 [9] (0:11.44)	0:11.59 [8] (0:11.59)							
Average Speed [km/h]	51.0	64.0	60.8	63.2	61.4	63.2	62.4							
Top Speed [km/h]	64.9	65.5	62.9	64.0	62.7	64.3	64.4							
Avg. Dist. to Rail [m]	7.4	2.6	2.3	2.8	2.7	4.9	5.0							
Avg. Stride Freq. [Hz]	2.3	2.5	2.4	2.4	2.4	2.4	2.4							
Avg. Stride Length [m]	6.1	6.8	7.0	7.3	6.7	6.8	7.0							



[] Ranking at each section and finish
-.-.- No data available at this section
NA No data available



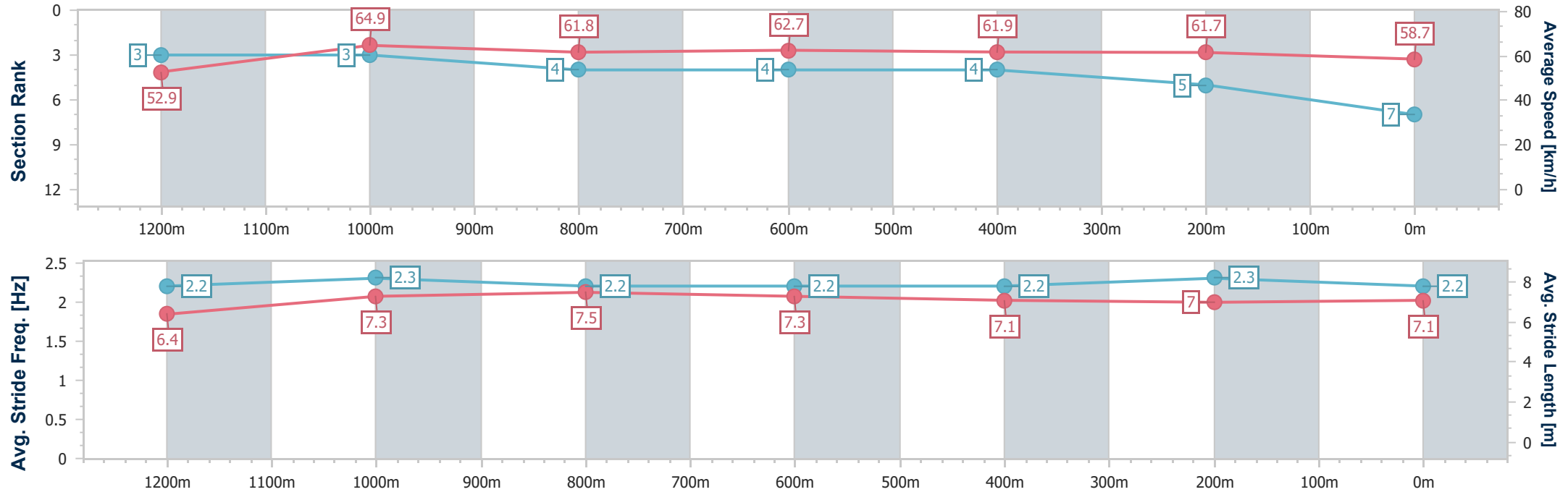
Horse/Jockey Name	Coney Island Baby
Final Rank	7
Fastest Section Time (Section)	0:11.26 (1200m)
Top Speed [km/h] (Section)	66.6 (1200m)
Race State	Finished



GattonProfessional
Race 5: BOWE'S ELECTRICAL GATTON BM60 Handicap - 1400m
10 February 2026 - 16:04
Track Rating: Good 4, Weather: Overcast, Rail Position: True Entire Circuit



Section	Overall	1200m	1000m	800m	600m	400m	200m						
Section Times	1:24.03 [7] (0:13.61)	1:10.42 [3] (0:11.26)	0:59.16 [3] (0:11.72)	0:47.44 [4] (0:11.55)	0:35.89 [4] (0:11.84)	0:24.05 [4] (0:11.80)	0:12.25 [5] (0:12.25)						
Average Speed [km/h]	52.9	64.9	61.8	62.7	61.9	61.7	58.7						
Top Speed [km/h]	66.2	66.6	63.5	63.4	62.6	62.7	60.4						
Avg. Dist. to Rail [m]	4.6	2.3	2.4	2.3	2.7	4.9	6.1						
Avg. Stride Freq. [Hz]	2.2	2.3	2.2	2.2	2.2	2.3	2.2						
Avg. Stride Length [m]	6.4	7.3	7.5	7.3	7.1	7.0	7.1						





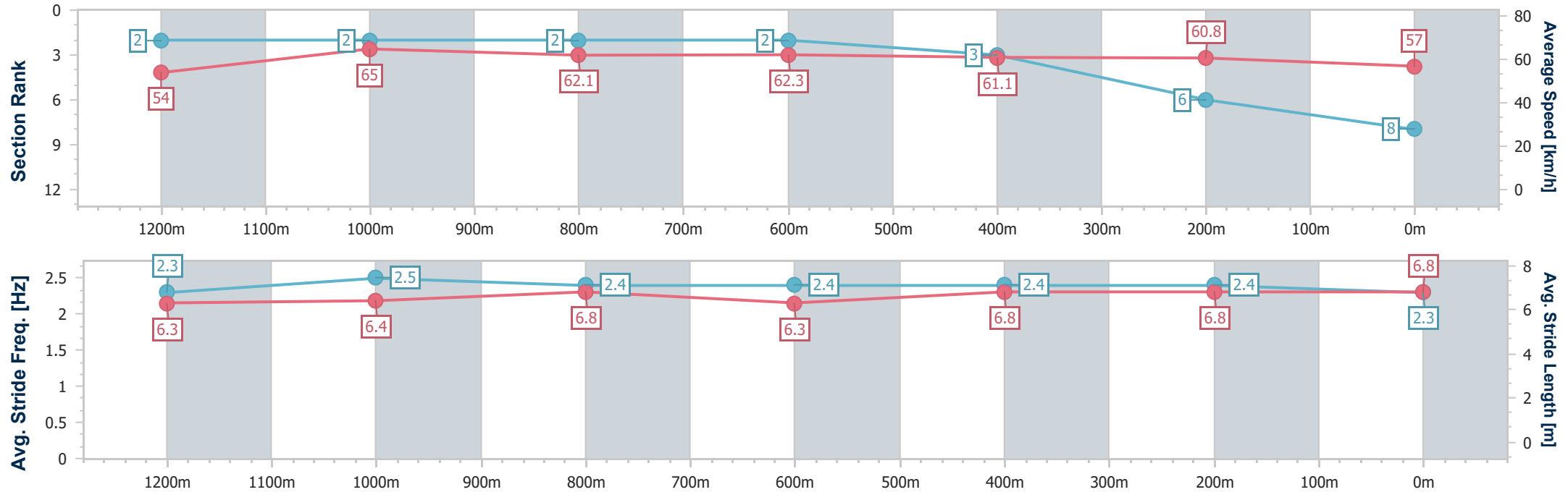
Horse/Jockey Name	War Too All
Final Rank	8
Fastest Section Time (Section)	0:11.26 (1200m)
Top Speed [km/h] (Section)	68.4 (1200m)
Race State	Finished



GattonProfessional
Race 5: BOWE'S ELECTRICAL GATTON BM60 Handicap - 1400m
10 February 2026 - 16:04
Track Rating: Good 4, Weather: Overcast, Rail Position: True Entire Circuit



Section	Overall	1200m	1000m	800m	600m	400m	200m						
Section Times	1:24.40 [8] (0:13.37)	1:11.03 [2] (0:11.26)	0:59.77 [2] (0:11.70)	0:48.07 [2] (0:11.55)	0:36.52 [2] (0:11.96)	0:24.56 [3] (0:11.96)	0:12.60 [6] (0:12.60)						
Average Speed [km/h]	54.0	65.0	62.1	62.3	61.1	60.8	57.0						
Top Speed [km/h]	68.3	68.4	63.3	63.5	62.0	61.3	59.2						
Avg. Dist. to Rail [m]	3.8	2.5	2.3	2.4	2.4	3.3	3.6						
Avg. Stride Freq. [Hz]	2.3	2.5	2.4	2.4	2.4	2.4	2.3						
Avg. Stride Length [m]	6.3	6.4	6.8	6.3	6.8	6.8	6.8						





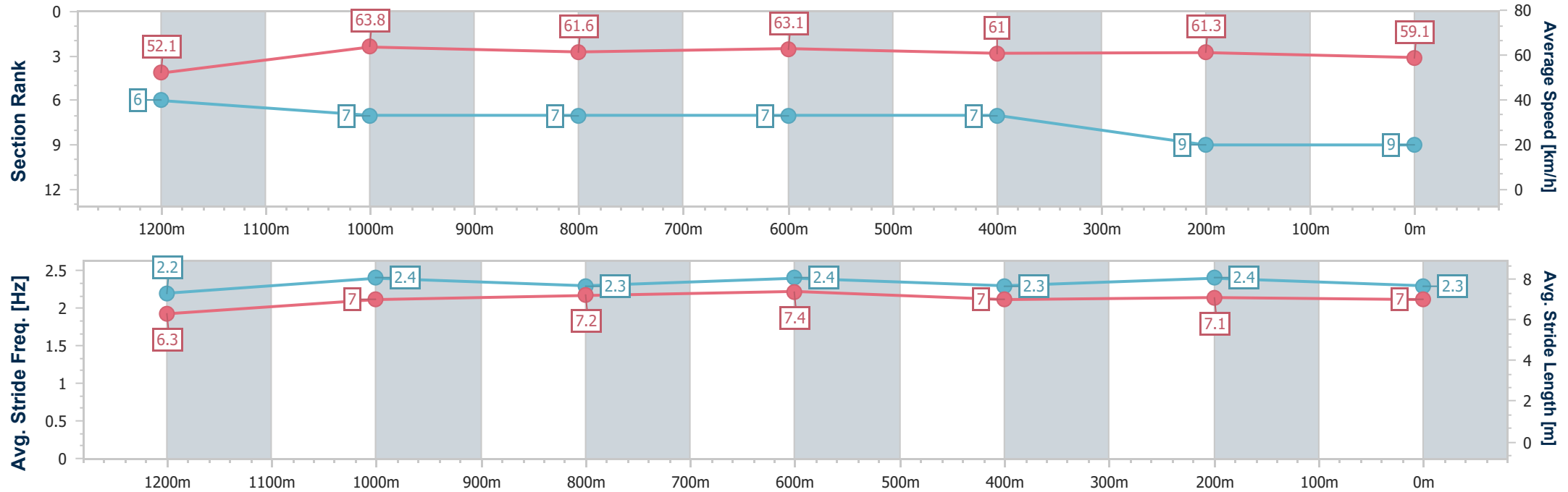
Horse/Jockey Name	Loose Unit
Final Rank	9
Fastest Section Time (Section)	0:11.45 (800m)
Top Speed [km/h] (Section)	66.2 (Overall)
Race State	Finished



GattonProfessional
Race 5: BOWE'S ELECTRICAL GATTON BM60 Handicap - 1400m
10 February 2026 - 16:04
Track Rating: Good 4, Weather: Overcast, Rail Position: True Entire Circuit



Section	Overall	1200m	1000m	800m	600m	400m	200m							
Section Times	1:24.64 [9] (0:13.85)	1:10.79 [6] (0:11.56)	0:59.23 [7] (0:11.80)	0:47.43 [7] (0:11.45)	0:35.98 [7] (0:11.96)	0:24.02 [7] (0:11.81)	0:12.21 [9] (0:12.21)							
Average Speed [km/h]	52.1	63.8	61.6	63.1	61.0	61.3	59.1							
Top Speed [km/h]	66.2	66.2	63.1	63.6	62.6	62.0	61.3							
Avg. Dist. to Rail [m]	6.5	4.1	2.8	1.7	2.2	4.9	6.6							
Avg. Stride Freq. [Hz]	2.2	2.4	2.3	2.4	2.3	2.4	2.3							
Avg. Stride Length [m]	6.3	7.0	7.2	7.4	7.0	7.1	7.0							





GattonProfessional

Race 6: LOCKYER VALLEY PAINTING 0 - 55 Handicap - 1400m

10 February 2026 - 16:40



LOCKYER VALLEY
TURF CLUB

Track Rating: Good 4, Weather: Overcast, Rail Position: True Entire Circuit

Section						Overall	1200m	1000m	800m	600m	400m	Last 600m	
Field Times						1:23.97 (0:13.44)	1:10.53 (0:11.80)	0:58.73 (0:11.91)	0:46.82 (0:11.78)	0:35.04 (0:11.75)	0:23.29 (0:11.41)	0:35.04	
Rank	TAB	Horse/Jockey	Barrier	Top Speed [km/h]	Fastest Section								Distance Travelled [m]
1	6	THUNDEROUS	4	64.2	0:11.41	1:23.97 [1]	1:10.53 [1]	0:58.73 [1]	0:46.82 [1]	0:35.04 [1]	0:23.29 [1]	0:35.04	
		Dylan Turner		1200m	400m	(0:13.44)	(0:11.80)	(0:11.91)	(0:11.78)	(0:11.75)	(0:11.41)		
2	11	LITTLE VAIN	7	65.7	0:11.17	1:24.27 [2]	1:09.84 [11]	0:57.97 [11]	0:45.96 [11]	0:34.27 [10]	0:22.38 [10]	0:34.27	+2
		Harrison Shaw		200m	400m	(0:14.43)	(0:11.87)	(0:12.01)	(0:11.69)	(0:11.89)	(0:11.17)		
3	4	DOITLIKEMAXWELL	5	64.6	0:11.35	1:24.33 [3]	1:10.12 [9]	0:58.33 [9]	0:46.27 [9]	0:34.57 [9]	0:22.78 [7]	0:34.57	-1
		Les Tilley		400m	400m	(0:14.21)	(0:11.79)	(0:12.06)	(0:11.70)	(0:11.79)	(0:11.35)		
4	10	BRINGME	2	63.8	0:11.44	1:24.42 [4]	1:10.46 [5]	0:58.70 [6]	0:46.66 [6]	0:34.92 [6]	0:23.06 [6]	0:34.92	+0
		Micheal Hellyer		400m	400m	(0:13.96)	(0:11.76)	(0:12.04)	(0:11.74)	(0:11.86)	(0:11.44)		
5	3	BUTWEDID	3	64.7	0:11.54	1:24.43 [5]	1:10.88 [2]	0:59.15 [2]	0:47.23 [2]	0:35.43 [2]	0:23.66 [2]	0:35.43	+5
		Damien Thornton		Overall	400m	(0:13.55)	(0:11.73)	(0:11.92)	(0:11.80)	(0:11.77)	(0:11.54)		
6	12	PEACH GALANTES	1	63.5	0:11.56	1:24.47 [6]	1:10.78 [3]	0:58.98 [3]	0:47.02 [4]	0:35.24 [4]	0:23.50 [4]	0:35.24	+0
		Kenji Yoshida		1200m	400m	(0:13.69)	(0:11.80)	(0:11.96)	(0:11.78)	(0:11.74)	(0:11.56)		
7	2	GOLD DAZZLER	9	63.9	0:11.50	1:24.52 [7]	1:10.48 [6]	0:58.98 [4]	0:47.16 [3]	0:35.47 [3]	0:23.64 [3]	0:35.47	+6
		Fred Larson		1200m	1200m	(0:14.04)	(0:11.50)	(0:11.82)	(0:11.69)	(0:11.83)	(0:11.60)		
8	7	ROYAL CHARGE	10	65.3	0:11.31	1:24.55 [8]	1:10.23 [10]	0:58.32 [10]	0:46.30 [10]	0:34.51 [11]	0:22.62 [11]	0:34.51	+5
		Nathan Fazackerley		400m	400m	(0:14.32)	(0:11.91)	(0:12.02)	(0:11.79)	(0:11.89)	(0:11.31)		
9	15	DAINTREE DREAMING	8	65.1	0:11.46	1:24.58 [9]	1:10.40 [7]	0:58.65 [8]	0:46.72 [7]	0:34.89 [8]	0:22.93 [9]	0:34.89	+4
		Cejay Graham		1200m	200m	(0:14.18)	(0:11.75)	(0:11.93)	(0:11.83)	(0:11.96)	(0:11.47)		
10	13	HUSSON'S REVENGE	6	64.8	0:11.56	1:24.83 [10]	1:10.95 [4]	0:59.25 [5]	0:47.29 [5]	0:35.46 [5]	0:23.49 [5]	0:35.46	+6
		Sean Cormack		Overall	400m	(0:13.88)	(0:11.70)	(0:11.96)	(0:11.83)	(0:11.97)	(0:11.56)		

Scratched: Galactic Legend (#8), Linda's Magic (#14), Azuki (#5), Miss Highfalutin (#9), Bole Le (#1)

Report Created: Tue 10 February 2026 16:53 GMT (Note: Timing is based on position data)

Page 1/15

[] Ranking at each section and finish
-:-:- No data available at this section
NA No data available

SCN Saddle cloth number
DNF Did not finish
DNT Did not track

data processed by  TRIPLESDATA



GattonProfessional

Race 6: LOCKYER VALLEY PAINTING 0 - 55 Handicap - 1400m

10 February 2026 - 16:40



LOCKYER VALLEY
TURF CLUB

Track Rating: Good 4, Weather: Overcast, Rail Position: True Entire Circuit

Section					Overall	1200m	1000m	800m	600m	400m	Last 600m		
Field Times					1:23.97 (0:13.44)	1:10.53 (0:11.80)	0:58.73 (0:11.91)	0:46.82 (0:11.78)	0:35.04 (0:11.75)	0:23.29 (0:11.41)	0:35.04		
Rank	TAB	Horse/Jockey	Barrier	Top Speed [km/h]	Fastest Section								Distance Travelled [m]
11	16	SHACKAMAXON	11	67.9	0:11.52	1:25.68 [11]	1:11.47 [8]	0:59.95 [7]	0:47.71 [8]	0:36.03 [7]	0:24.11 [8]	0:36.03	+8
		Reece O'Connell		1200m	1200m	(0:14.21)	(0:11.52)	(0:12.24)	(0:11.68)	(0:11.92)	(0:11.76)		

Scratched: Galactic Legend (#8), Linda's Magic (#14), Azuki (#5), Miss Highfalutin (#9), Bole Le (#1)



GattonProfessional

Race 6: LOCKYER VALLEY PAINTING 0 - 55 Handicap - 1400m

10 February 2026 - 16:40



LOCKYER VALLEY
· TURF CLUB ·

Track Rating: Good 4, Weather: Overcast, Rail Position: True Entire Circuit

Section Field Times				200m 0:11.88 (0:11.88)				Last 600m 0:35.04	
Rank	TAB	Horse/Jockey	Barrier	Top Speed [km/h]	Fastest Section	Margin		Distance Travelled [m]	
1	6	THUNDEROUS	4	64.2	0:11.41	0:11.88 [1]	1:23.97	0:35.04	
		Dylan Turner		1200m	400m	(0:11.88)			
2	11	LITTLE VAIN	7	65.7	0:11.17	0:11.21 [8]	1.77L	0:34.27	+2
		Harrison Shaw		200m	400m	(0:11.21)			
3	4	DOITLIKEMAXWELL	5	64.6	0:11.35	0:11.43 [6]	2.15L	0:34.57	-1
		Les Tilley		400m	400m	(0:11.43)			
4	10	BRINGME	2	63.8	0:11.44	0:11.62 [5]	2.65L	0:34.92	+0
		Micheal Hellyer		400m	400m	(0:11.62)			
5	3	BUTWEDID	3	64.7	0:11.54	0:12.12 [2]	2.73L	0:35.43	+5
		Damien Thornton		Overall	400m	(0:12.12)			
6	12	PEACH GALANTES	1	63.5	0:11.56	0:11.94 [4]	2.95L	0:35.24	+0
		Kenji Yoshida		1200m	400m	(0:11.94)			
7	2	GOLD DAZZLER	9	63.9	0:11.50	0:12.04 [3]	3.26L	0:35.47	+6
		Fred Larson		1200m	1200m	(0:12.04)			
8	7	ROYAL CHARGE	10	65.3	0:11.31	0:11.31 [10]	3.44L	0:34.51	+5
		Nathan Fazackerley		400m	400m	(0:11.31)			
9	15	DAINTREE DREAMING	8	65.1	0:11.46	0:11.46 [9]	3.6L	0:34.89	+4
		Cejay Graham		1200m	200m	(0:11.46)			
10	13	HUSSON'S REVENGE	6	64.8	0:11.56	0:11.93 [7]	5.05L	0:35.46	+6
		Sean Cormack		Overall	400m	(0:11.93)			

Scratched: Galactic Legend (#8), Linda's Magic (#14), Azuki (#5), Miss Highfalutin (#9), Bole Le (#1)

[] Ranking at each section and finish
-:-:- No data available at this section
NA No data available

SCN Saddle cloth number
DNF Did not finish
DNT Did not track



GattonProfessional

Race 6: LOCKYER VALLEY PAINTING 0 - 55 Handicap - 1400m

10 February 2026 - 16:40



LOCKYER VALLEY
· TURF CLUB ·

Track Rating: Good 4, Weather: Overcast, Rail Position: True Entire Circuit

Section						200m		Last 600m	
Field Times						0:11.88 (0:11.88)		0:35.04	
Rank	TAB	Horse/Jockey	Barrier	Top Speed [km/h]	Fastest Section	Margin		Distance Travelled [m]	
11	16	SHACKAMAXON	11	67.9	0:11.52	0:12.35 [11]	10.09L	0:36.03	+8
		Reece O'Connell		1200m	1200m	(0:12.35)			

Scratched: Galactic Legend (#8), Linda's Magic (#14), Azuki (#5), Miss Highfalutin (#9), Bole Le (#1)



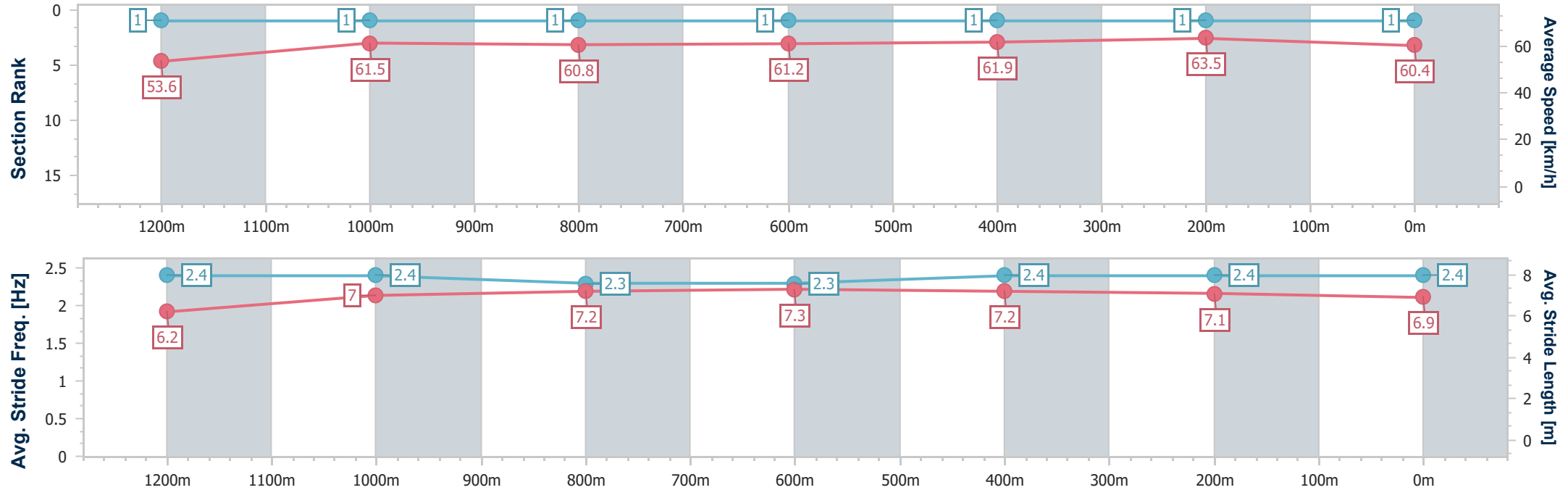
Horse/Jockey Name	Thunderous
Final Rank	1
Fastest Section Time (Section)	0:11.41 (400m)
Top Speed [km/h] (Section)	64.2 (1200m)
Race State	Finished



GattonProfessional
Race 6: LOCKYER VALLEY PAINTING 0 - 55 Handicap - 1400m
10 February 2026 - 16:40
Track Rating: Good 4, Weather: Overcast, Rail Position: True Entire Circuit



Section	Overall	1200m	1000m	800m	600m	400m	200m						
Section Times	1:23.97 [1] (0:13.44)	1:10.53 [1] (0:11.80)	0:58.73 [1] (0:11.91)	0:46.82 [1] (0:11.78)	0:35.04 [1] (0:11.75)	0:23.29 [1] (0:11.41)	0:11.88 [1] (0:11.88)						
Average Speed [km/h]	53.6	61.5	60.8	61.2	61.9	63.5	60.4						
Top Speed [km/h]	64.2	64.2	61.4	62.1	62.7	64.1	62.8						
Avg. Dist. to Rail [m]	2.6	1.2	1.2	1.4	1.6	2.7	4.2						
Avg. Stride Freq. [Hz]	2.4	2.4	2.3	2.3	2.4	2.4	2.4						
Avg. Stride Length [m]	6.2	7.0	7.2	7.3	7.2	7.1	6.9						





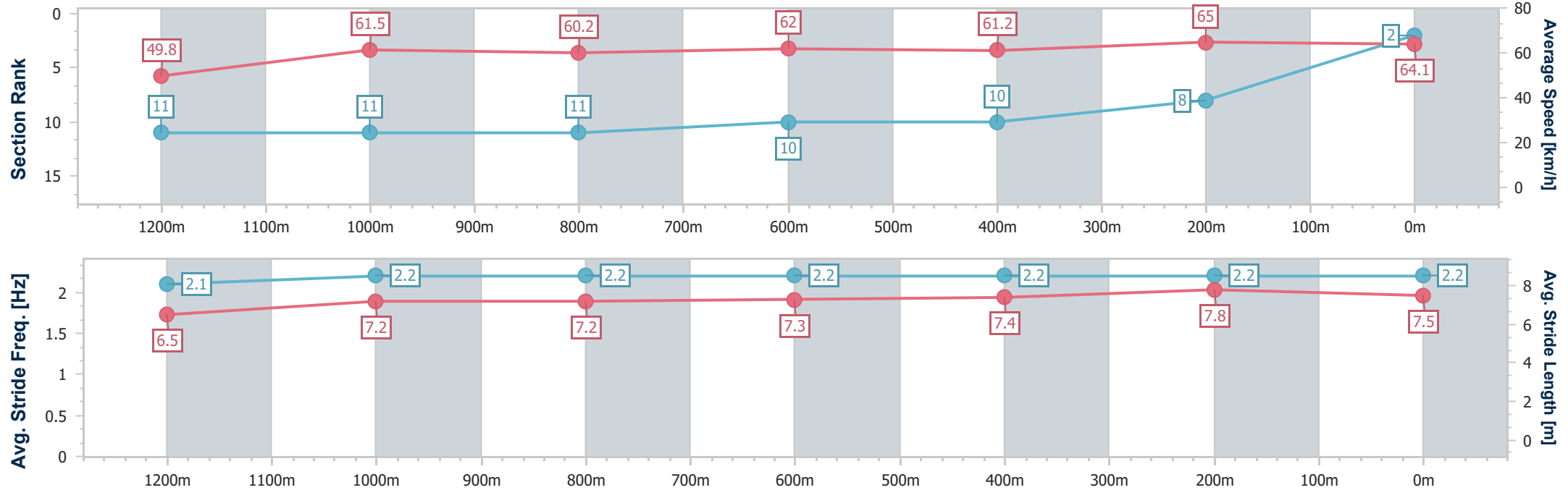
Horse/Jockey Name	Little Vain
Final Rank	2
Fastest Section Time (Section)	0:11.17 (400m)
Top Speed [km/h] (Section)	65.7 (200m)
Race State	Finished



GattonProfessional
Race 6: LOCKYER VALLEY PAINTING 0 - 55 Handicap - 1400m
10 February 2026 - 16:40
Track Rating: Good 4, Weather: Overcast, Rail Position: True Entire Circuit



Section	Overall	1200m	1000m	800m	600m	400m	200m						
Section Times	1:24.27 [2] (0:14.43)	1:09.84 [11] (0:11.87)	0:57.97 [11] (0:12.01)	0:45.96 [11] (0:11.69)	0:34.27 [10] (0:11.89)	0:22.38 [10] (0:11.17)	0:11.21 [8] (0:11.21)						
Average Speed [km/h]	49.8	61.5	60.2	62.0	61.2	65.0	64.1						
Top Speed [km/h]	63.2	63.0	61.7	63.2	64.7	65.4	65.7						
Avg. Dist. to Rail [m]	5.4	1.8	1.6	2.0	2.1	4.4	9.1						
Avg. Stride Freq. [Hz]	2.1	2.2	2.2	2.2	2.2	2.2	2.2						
Avg. Stride Length [m]	6.5	7.2	7.2	7.3	7.4	7.8	7.5						



[] Ranking at each section and finish
-.-.- No data available at this section
NA No data available



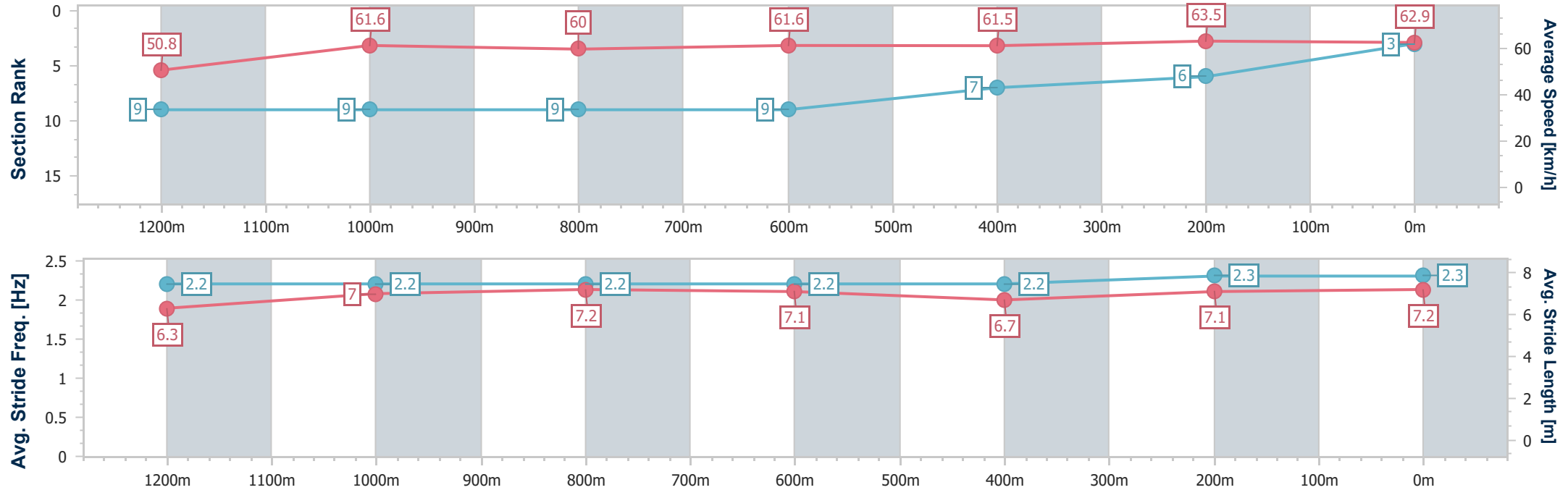
Horse/Jockey Name	Doitlikemaxwell
Final Rank	3
Fastest Section Time (Section)	0:11.35 (400m)
Top Speed [km/h] (Section)	64.6 (400m)
Race State	Finished



GattonProfessional
Race 6: LOCKYER VALLEY PAINTING 0 - 55 Handicap - 1400m
10 February 2026 - 16:40
Track Rating: Good 4, Weather: Overcast, Rail Position: True Entire Circuit



Section	Overall	1200m	1000m	800m	600m	400m	200m						
Section Times	1:24.33 [3] (0:14.21)	1:10.12 [9] (0:11.79)	0:58.33 [9] (0:12.06)	0:46.27 [9] (0:11.70)	0:34.57 [9] (0:11.79)	0:22.78 [7] (0:11.35)	0:11.43 [6] (0:11.43)						
Average Speed [km/h]	50.8	61.6	60.0	61.6	61.5	63.5	62.9						
Top Speed [km/h]	63.3	63.4	61.4	62.6	63.1	64.6	64.3						
Avg. Dist. to Rail [m]	3.3	1.1	1.2	1.5	1.3	1.6	0.9						
Avg. Stride Freq. [Hz]	2.2	2.2	2.2	2.2	2.2	2.3	2.3						
Avg. Stride Length [m]	6.3	7.0	7.2	7.1	6.7	7.1	7.2						





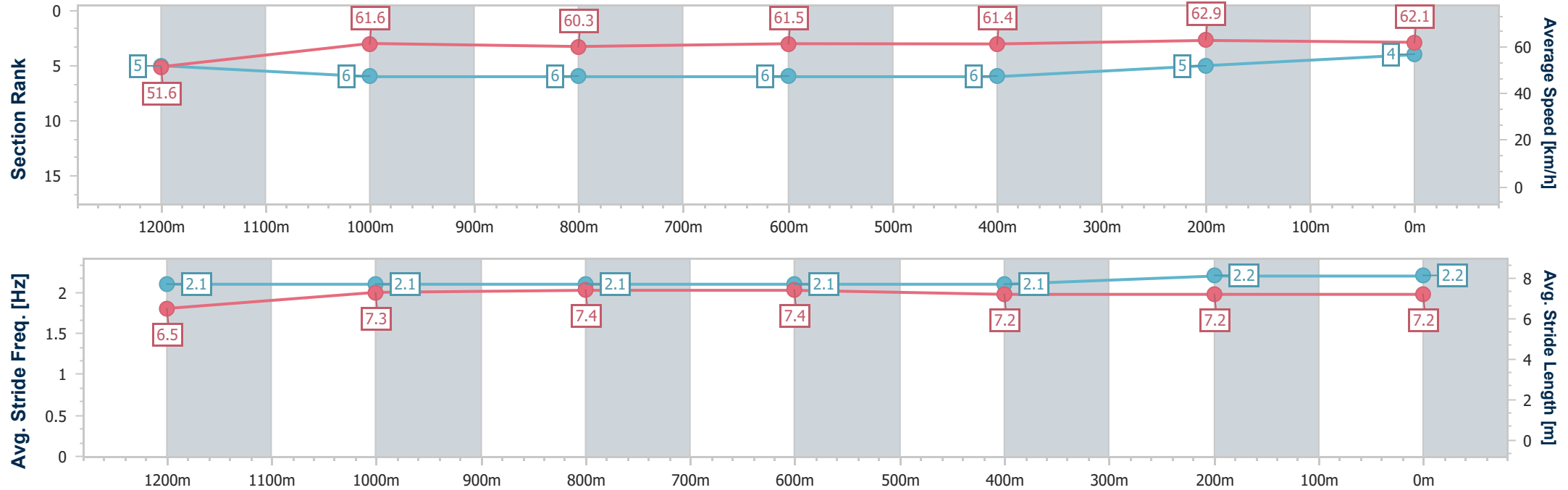
Horse/Jockey Name	Bringme
Final Rank	4
Fastest Section Time (Section)	0:11.44 (400m)
Top Speed [km/h] (Section)	63.8 (400m)
Race State	Finished



GattonProfessional
Race 6: LOCKYER VALLEY PAINTING 0 - 55 Handicap - 1400m
10 February 2026 - 16:40
Track Rating: Good 4, Weather: Overcast, Rail Position: True Entire Circuit



Section	Overall	1200m	1000m	800m	600m	400m	200m						
Section Times	1:24.42 [4] (0:13.96)	1:10.46 [5] (0:11.76)	0:58.70 [6] (0:12.04)	0:46.66 [6] (0:11.74)	0:34.92 [6] (0:11.86)	0:23.06 [6] (0:11.44)	0:11.62 [5] (0:11.62)						
Average Speed [km/h]	51.6	61.6	60.3	61.5	61.4	62.9	62.1						
Top Speed [km/h]	63.4	63.4	62.0	62.3	62.5	63.8	63.0						
Avg. Dist. to Rail [m]	1.9	1.3	1.5	1.6	1.6	2.5	4.2						
Avg. Stride Freq. [Hz]	2.1	2.1	2.1	2.1	2.1	2.2	2.2						
Avg. Stride Length [m]	6.5	7.3	7.4	7.4	7.2	7.2	7.2						



- [] Ranking at each section and finish
- .-.- No data available at this section
- NA No data available



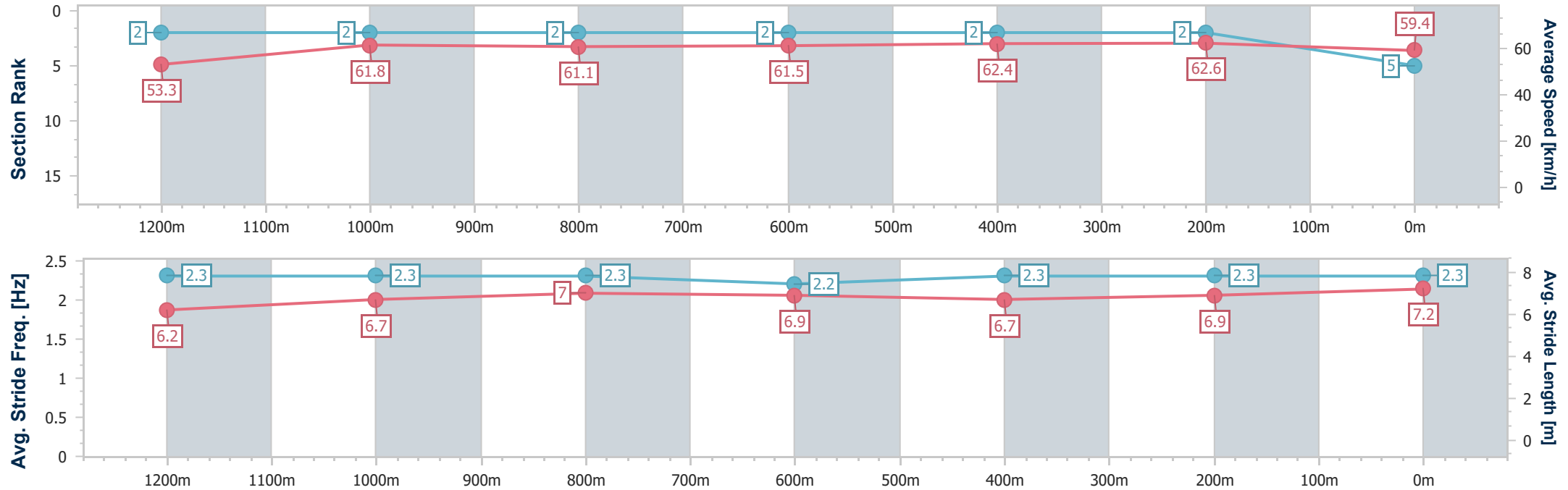
Horse/Jockey Name	Butwedid
Final Rank	5
Fastest Section Time (Section)	0:11.54 (400m)
Top Speed [km/h] (Section)	64.7 (Overall)
Race State	Finished



GattonProfessional
Race 6: LOCKYER VALLEY PAINTING 0 - 55 Handicap - 1400m
10 February 2026 - 16:40
Track Rating: Good 4, Weather: Overcast, Rail Position: True Entire Circuit



Section	Overall	1200m	1000m	800m	600m	400m	200m						
Section Times	1:24.43 [5] (0:13.55)	1:10.88 [2] (0:11.73)	0:59.15 [2] (0:11.92)	0:47.23 [2] (0:11.80)	0:35.43 [2] (0:11.77)	0:23.66 [2] (0:11.54)	0:12.12 [2] (0:12.12)						
Average Speed [km/h]	53.3	61.8	61.1	61.5	62.4	62.6	59.4						
Top Speed [km/h]	64.7	64.6	61.7	62.0	62.7	63.8	61.9						
Avg. Dist. to Rail [m]	2.4	1.6	2.3	2.9	3.2	3.8	5.5						
Avg. Stride Freq. [Hz]	2.3	2.3	2.3	2.2	2.3	2.3	2.3						
Avg. Stride Length [m]	6.2	6.7	7.0	6.9	6.7	6.9	7.2						





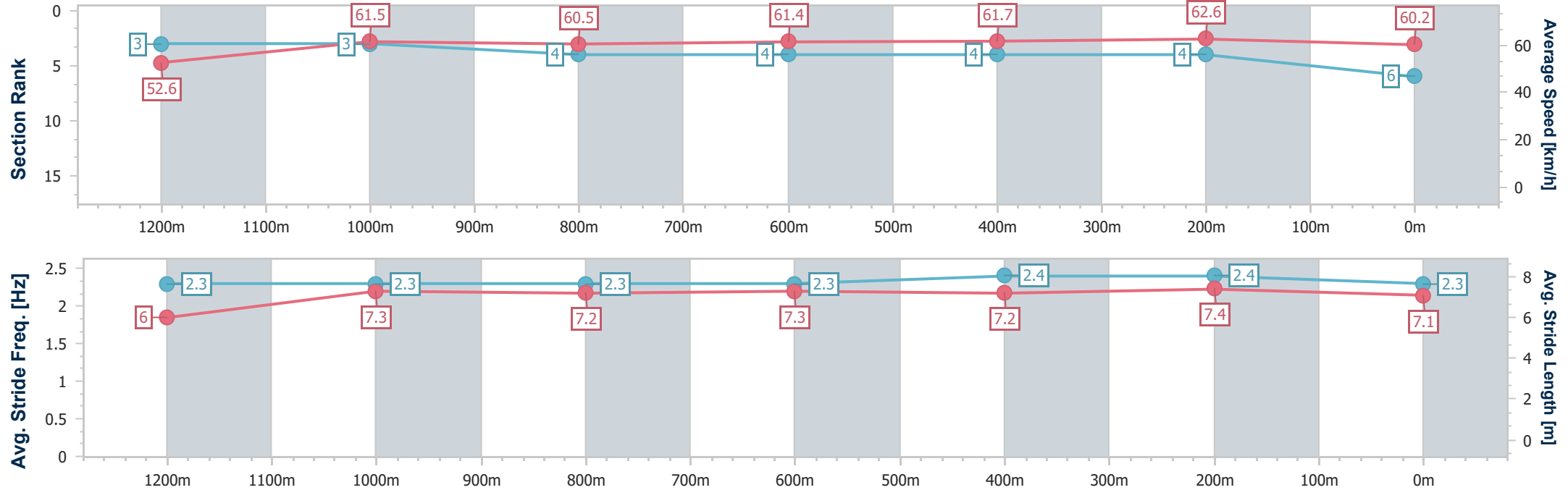
Horse/Jockey Name	Peach Galantes
Final Rank	6
Fastest Section Time (Section)	0:11.56 (400m)
Top Speed [km/h] (Section)	63.5 (1200m)
Race State	Finished



GattonProfessional
Race 6: LOCKYER VALLEY PAINTING 0 - 55 Handicap - 1400m
10 February 2026 - 16:40
Track Rating: Good 4, Weather: Overcast, Rail Position: True Entire Circuit



Section	Overall	1200m	1000m	800m	600m	400m	200m						
Section Times	1:24.47 [6] (0:13.69)	1:10.78 [3] (0:11.80)	0:58.98 [3] (0:11.96)	0:47.02 [4] (0:11.78)	0:35.24 [4] (0:11.74)	0:23.50 [4] (0:11.56)	0:11.94 [4] (0:11.94)						
Average Speed [km/h]	52.6	61.5	60.5	61.4	61.7	62.6	60.2						
Top Speed [km/h]	63.3	63.5	61.8	61.9	63.0	63.2	62.7						
Avg. Dist. to Rail [m]	1.4	1.4	1.4	1.5	1.4	2.0	3.3						
Avg. Stride Freq. [Hz]	2.3	2.3	2.3	2.3	2.4	2.4	2.3						
Avg. Stride Length [m]	6.0	7.3	7.2	7.3	7.2	7.4	7.1						





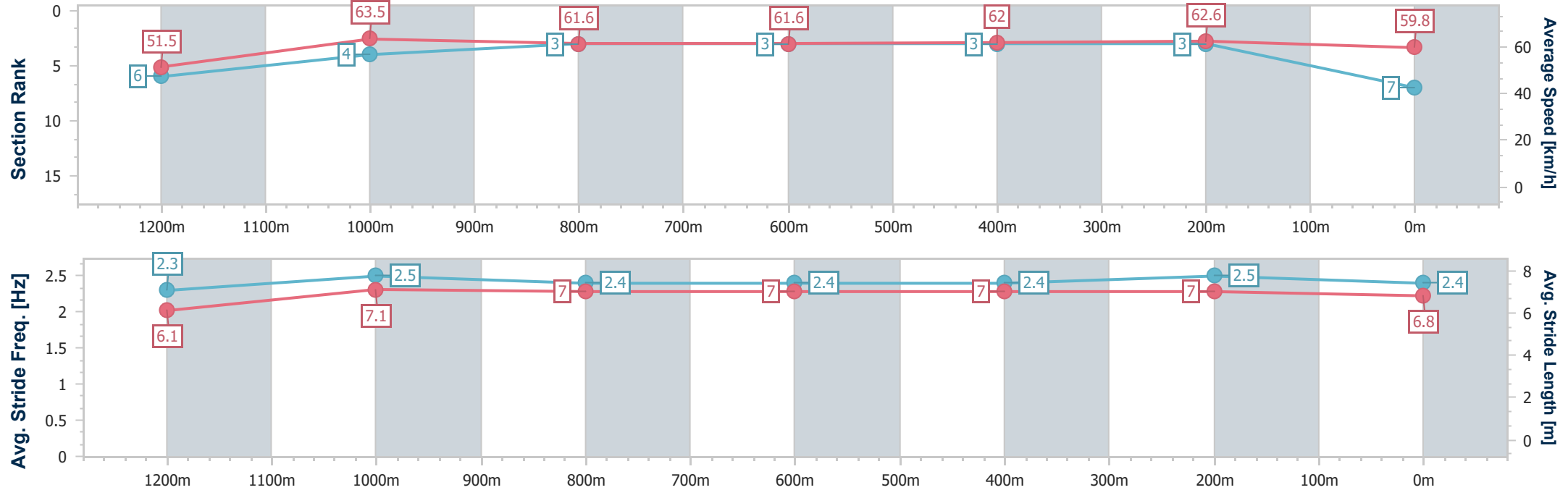
Horse/Jockey Name	Gold Dazzler
Final Rank	7
Fastest Section Time (Section)	0:11.50 (1200m)
Top Speed [km/h] (Section)	63.9 (1200m)
Race State	Finished



GattonProfessional
Race 6: LOCKYER VALLEY PAINTING 0 - 55 Handicap - 1400m
10 February 2026 - 16:40
Track Rating: Good 4, Weather: Overcast, Rail Position: True Entire Circuit



Section	Overall	1200m	1000m	800m	600m	400m	200m						
Section Times	1:24.52 [7] (0:14.04)	1:10.48 [6] (0:11.50)	0:58.98 [4] (0:11.82)	0:47.16 [3] (0:11.69)	0:35.47 [3] (0:11.83)	0:23.64 [3] (0:11.60)	0:12.04 [3] (0:12.04)						
Average Speed [km/h]	51.5	63.5	61.6	61.6	62.0	62.6	59.8						
Top Speed [km/h]	63.6	63.9	62.8	61.9	62.7	63.6	61.7						
Avg. Dist. to Rail [m]	7.2	3.0	2.3	2.1	2.6	5.3	9.7						
Avg. Stride Freq. [Hz]	2.3	2.5	2.4	2.4	2.4	2.5	2.4						
Avg. Stride Length [m]	6.1	7.1	7.0	7.0	7.0	7.0	6.8						



[] Ranking at each section and finish
-.-.- No data available at this section
NA No data available



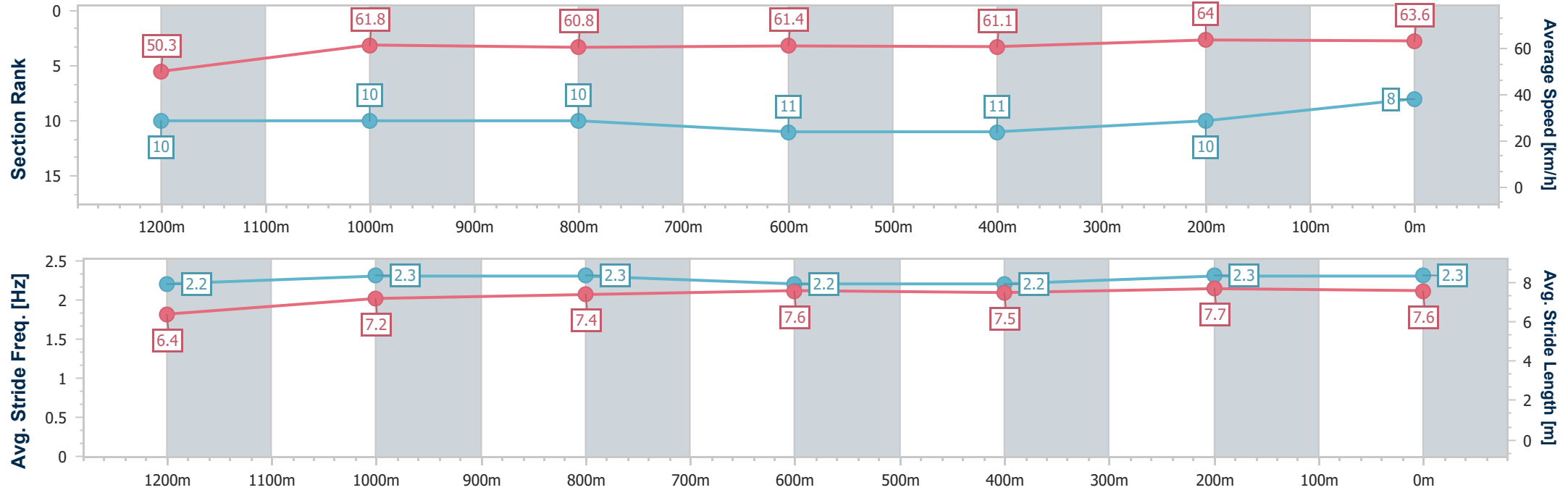
Horse/Jockey Name	Royal Charge
Final Rank	8
Fastest Section Time (Section)	0:11.31 (400m)
Top Speed [km/h] (Section)	65.3 (400m)
Race State	Finished



GattonProfessional
Race 6: LOCKYER VALLEY PAINTING 0 - 55 Handicap - 1400m
10 February 2026 - 16:40
Track Rating: Good 4, Weather: Overcast, Rail Position: True Entire Circuit



Section	Overall	1200m	1000m	800m	600m	400m	200m						
Section Times	1:24.55 [8] (0:14.32)	1:10.23 [10] (0:11.91)	0:58.32 [10] (0:12.02)	0:46.30 [10] (0:11.79)	0:34.51 [11] (0:11.89)	0:22.62 [11] (0:11.31)	0:11.31 [10] (0:11.31)						
Average Speed [km/h]	50.3	61.8	60.8	61.4	61.1	64.0	63.6						
Top Speed [km/h]	63.8	64.0	63.0	62.3	63.0	65.3	65.0						
Avg. Dist. to Rail [m]	7.8	3.5	3.7	2.9	1.4	3.8	9.2						
Avg. Stride Freq. [Hz]	2.2	2.3	2.3	2.2	2.2	2.3	2.3						
Avg. Stride Length [m]	6.4	7.2	7.4	7.6	7.5	7.7	7.6						





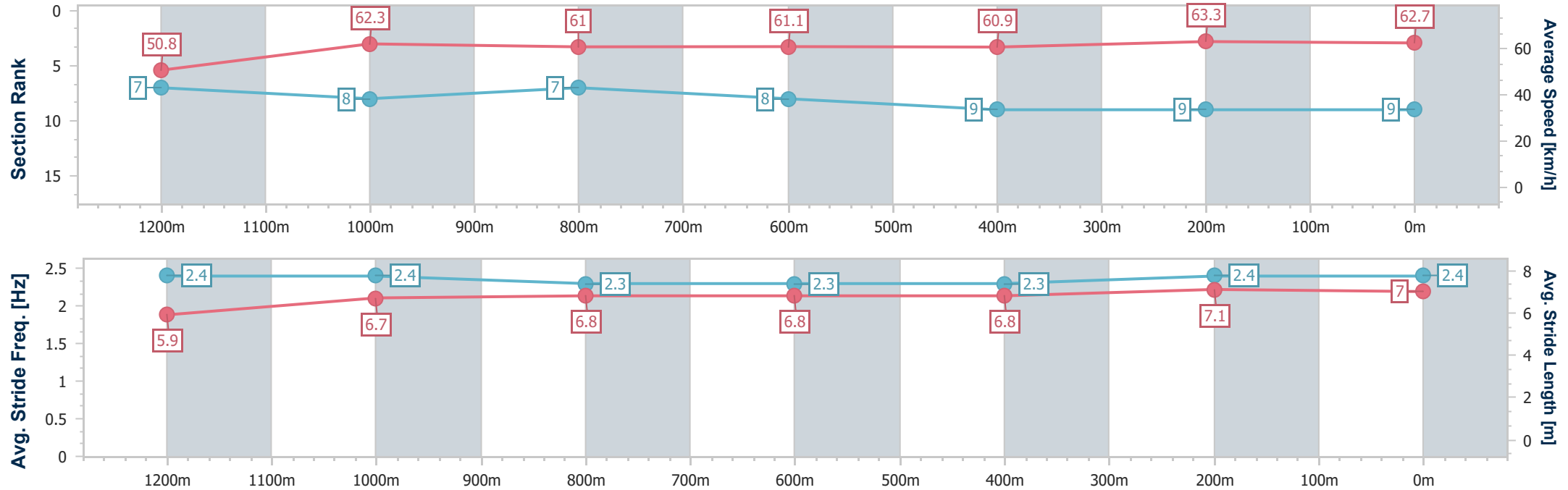
Horse/Jockey Name	Daintree Dreaming
Final Rank	9
Fastest Section Time (Section)	0:11.46 (200m)
Top Speed [km/h] (Section)	65.1 (1200m)
Race State	Finished



GattonProfessional
Race 6: LOCKYER VALLEY PAINTING 0 - 55 Handicap - 1400m
10 February 2026 - 16:40
Track Rating: Good 4, Weather: Overcast, Rail Position: True Entire Circuit



Section	Overall	1200m	1000m	800m	600m	400m	200m						
Section Times	1:24.58 [9] (0:14.18)	1:10.40 [7] (0:11.75)	0:58.65 [8] (0:11.93)	0:46.72 [7] (0:11.83)	0:34.89 [8] (0:11.96)	0:22.93 [9] (0:11.47)	0:11.46 [9] (0:11.46)						
Average Speed [km/h]	50.8	62.3	61.0	61.1	60.9	63.3	62.7						
Top Speed [km/h]	65.1	65.1	62.9	62.7	62.4	63.6	63.8						
Avg. Dist. to Rail [m]	6.0	2.4	2.4	2.3	1.9	3.8	8.8						
Avg. Stride Freq. [Hz]	2.4	2.4	2.3	2.3	2.3	2.4	2.4						
Avg. Stride Length [m]	5.9	6.7	6.8	6.8	6.8	7.1	7.0						





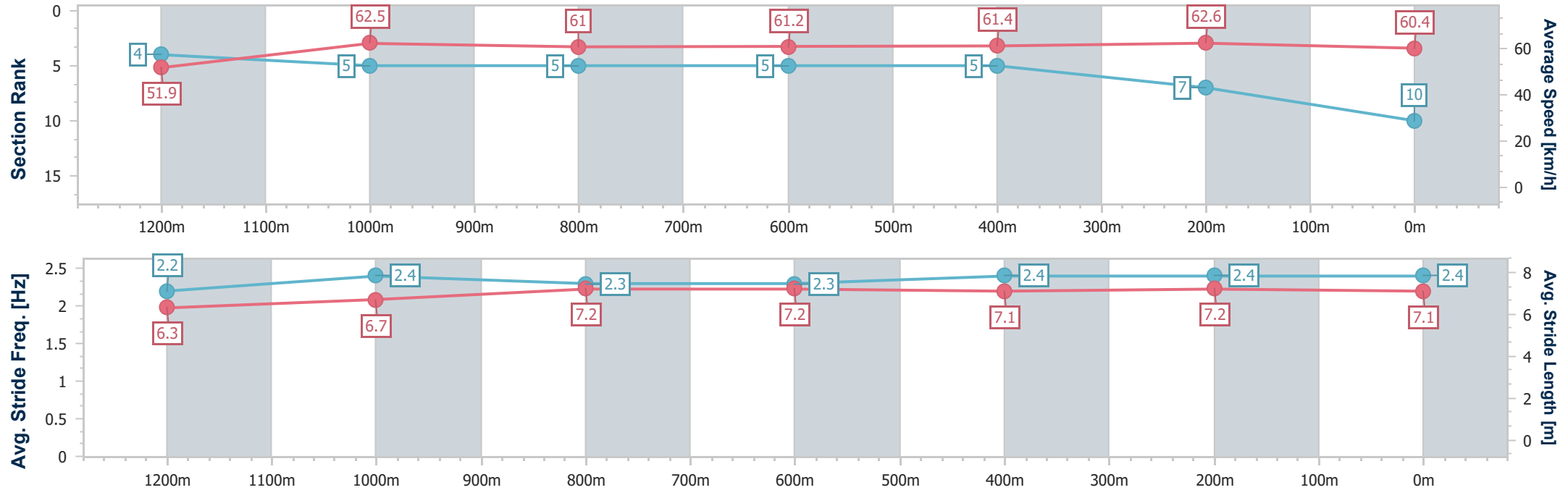
Horse/Jockey Name	Husson's Revenge
Final Rank	10
Fastest Section Time (Section)	0:11.56 (400m)
Top Speed [km/h] (Section)	64.8 (Overall)
Race State	Finished



GattonProfessional
Race 6: LOCKYER VALLEY PAINTING 0 - 55 Handicap - 1400m
10 February 2026 - 16:40
Track Rating: Good 4, Weather: Overcast, Rail Position: True Entire Circuit



Section	Overall	1200m	1000m	800m	600m	400m	200m						
Section Times	1:24.83 [10] (0:13.88)	1:10.95 [4] (0:11.70)	0:59.25 [5] (0:11.96)	0:47.29 [5] (0:11.83)	0:35.46 [5] (0:11.97)	0:23.49 [5] (0:11.56)	0:11.93 [7] (0:11.93)						
Average Speed [km/h]	51.9	62.5	61.0	61.2	61.4	62.6	60.4						
Top Speed [km/h]	64.8	64.7	61.3	61.7	62.9	63.5	62.7						
Avg. Dist. to Rail [m]	4.4	2.8	3.0	3.2	3.2	4.3	8.1						
Avg. Stride Freq. [Hz]	2.2	2.4	2.3	2.3	2.4	2.4	2.4						
Avg. Stride Length [m]	6.3	6.7	7.2	7.2	7.1	7.2	7.1						



[] Ranking at each section and finish
-.-.- No data available at this section
NA No data available



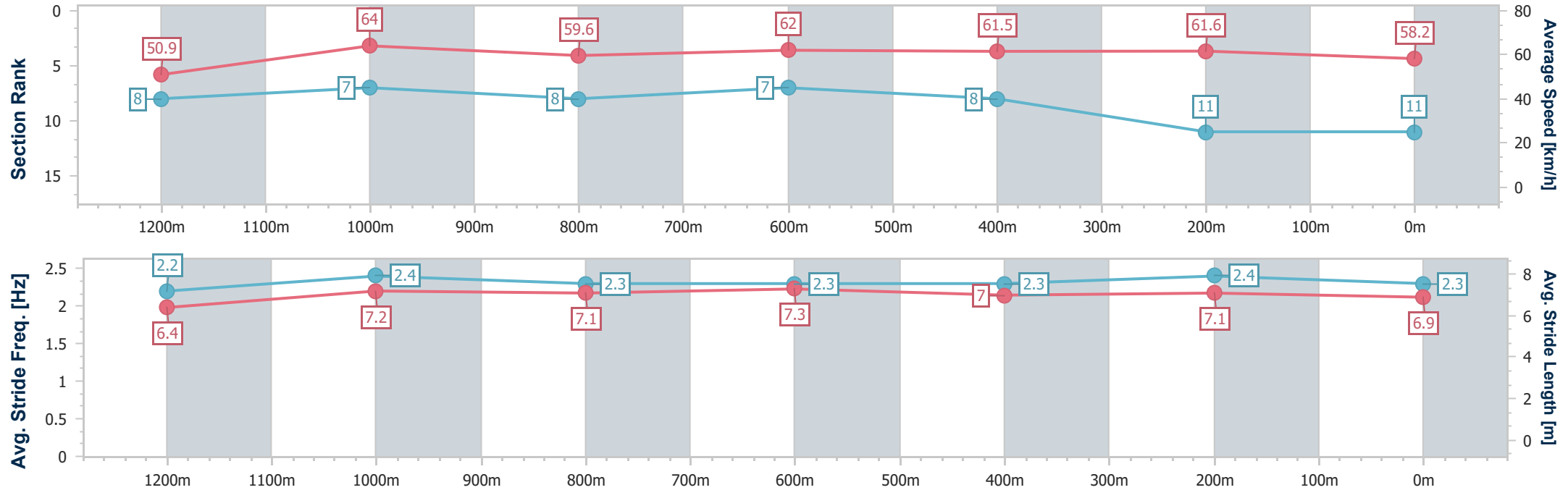
Horse/Jockey Name	Shackamaxon
Final Rank	11
Fastest Section Time (Section)	0:11.52 (1200m)
Top Speed [km/h] (Section)	67.9 (1200m)
Race State	Finished



GattonProfessional
Race 6: LOCKYER VALLEY PAINTING 0 - 55 Handicap - 1400m
10 February 2026 - 16:40
Track Rating: Good 4, Weather: Overcast, Rail Position: True Entire Circuit



Section	Overall	1200m	1000m	800m	600m	400m	200m						
Section Times	1:25.68 [11] (0:14.21)	1:11.47 [8] (0:11.52)	0:59.95 [7] (0:12.24)	0:47.71 [8] (0:11.68)	0:36.03 [7] (0:11.92)	0:24.11 [8] (0:11.76)	0:12.35 [11] (0:12.35)						
Average Speed [km/h]	50.9	64.0	59.6	62.0	61.5	61.6	58.2						
Top Speed [km/h]	66.6	67.9	62.2	63.5	62.2	62.5	61.0						
Avg. Dist. to Rail [m]	8.9	4.4	3.7	3.1	2.5	4.5	5.2						
Avg. Stride Freq. [Hz]	2.2	2.4	2.3	2.3	2.3	2.4	2.3						
Avg. Stride Length [m]	6.4	7.2	7.1	7.3	7.0	7.1	6.9						



Track Rating: Good 4, Weather: Overcast, Rail Position: True Entire Circuit

Section		Overall				1200m	1000m	800m	600m	400m	Last 600m	
Field Times		1:24.44				1:10.71	0:59.46	0:47.45	0:35.21	0:23.10	0:35.21	
		(0:13.73)				(0:11.25)	(0:12.01)	(0:12.24)	(0:12.11)	(0:11.55)		
Rank	TAB	Horse/Jockey	Barrier	Top Speed [km/h]	Fastest Section							Distance Travelled [m]
1	3	CLEARLY GEORGE	5	66.7	0:11.28	1:24.44 [1]	1:10.66 [2]	0:59.27 [2]	0:47.21 [2]	0:34.92 [3]	0:22.83 [2]	0:34.92
		Harrison Shaw		1200m	400m	(0:13.78)	(0:11.39)	(0:12.06)	(0:12.29)	(0:12.09)	(0:11.28)	
2	13	VIZSTAR	1	66.1	0:11.25	1:24.50 [2]	1:10.77 [1]	0:59.52 [1]	0:47.51 [1]	0:35.27 [1]	0:23.16 [1]	0:35.27 -4
		Damien Boche		1200m	1200m	(0:13.73)	(0:11.25)	(0:12.01)	(0:12.24)	(0:12.11)	(0:11.56)	
3	2	STANDLEE	6	65.0	0:11.37	1:24.93 [3]	1:10.59 [8]	0:59.22 [7]	0:47.33 [7]	0:35.09 [6]	0:22.90 [7]	0:35.09 +0
		Sean Cormack		200m	1200m	(0:14.34)	(0:11.37)	(0:11.89)	(0:12.24)	(0:12.19)	(0:11.42)	
4	9	RESOLUTE LADY	2	64.9	0:11.42	1:25.00 [4]	1:11.13 [3]	0:59.64 [4]	0:47.68 [4]	0:35.37 [4]	0:23.24 [4]	0:35.37 -6
		Julie Busuttin		Overall	400m	(0:13.87)	(0:11.49)	(0:11.96)	(0:12.31)	(0:12.13)	(0:11.42)	
5	1	MAGADAN	3	66.4	0:11.31	1:25.02 [5]	1:10.89 [6]	0:59.58 [6]	0:47.42 [6]	0:35.17 [7]	0:23.05 [6]	0:35.17 +1
		Violet Soulsby		1200m	1200m	(0:14.13)	(0:11.31)	(0:12.16)	(0:12.25)	(0:12.12)	(0:11.45)	
6	10	LISSARO	9	64.5	0:11.37	1:25.12 [6]	1:10.39 [11]	0:58.79 [10]	0:47.20 [9]	0:34.99 [10]	0:22.82 [10]	0:34.99 -7
		Fred Larson		200m	400m	(0:14.73)	(0:11.60)	(0:11.59)	(0:12.21)	(0:12.17)	(0:11.37)	
7	14	HALF MOON ROO	7	64.9	0:11.36	1:25.18 [7]	1:10.64 [9]	0:58.99 [9]	0:47.24 [10]	0:35.09 [9]	0:22.96 [9]	0:35.09 +0
		Kayla Johnston		400m	400m	(0:14.54)	(0:11.65)	(0:11.75)	(0:12.15)	(0:12.13)	(0:11.36)	
8	5	ROTHWEILER	8	65.3	0:11.29	1:25.30 [8]	1:10.60 [10]	0:58.85 [11]	0:47.21 [11]	0:35.11 [11]	0:22.95 [11]	0:35.11 +4
		Hannah Richardson		400m	400m	(0:14.70)	(0:11.75)	(0:11.64)	(0:12.10)	(0:12.16)	(0:11.29)	
9	6	ED I AM	11	66.7	0:11.40	1:25.50 [9]	1:11.51 [4]	1:00.11 [5]	0:48.03 [5]	0:35.83 [5]	0:23.54 [5]	0:35.83 +7
		Shakira Bailey		Overall	1200m	(0:13.99)	(0:11.40)	(0:12.08)	(0:12.20)	(0:12.29)	(0:11.58)	
10	12	EXCEED THE SKY	4	66.4	0:11.23	1:25.75 [10]	1:11.64 [5]	1:00.41 [3]	0:48.43 [3]	0:36.25 [2]	0:24.01 [3]	0:36.25 -1
		Micheal Hellyer		1200m	1200m	(0:14.11)	(0:11.23)	(0:11.98)	(0:12.18)	(0:12.24)	(0:11.65)	

Scratched: Hayaku (#8), Tickle My Tosen (#4), Track And Field (#15), Calvary (#7), Kindly (#11)



GattonProfessional

Race 7: RDO EQUIPMENT GATTON 0 - 55 Handicap - 1400m

10 February 2026 - 17:15



LOCKYER VALLEY
· TURF CLUB ·

Track Rating: Good 4, Weather: Overcast, Rail Position: True Entire Circuit

Section						Overall	1200m	1000m	800m	600m	400m	Last 600m	
Field Times						1:24.44 (0:13.73)	1:10.71 (0:11.25)	0:59.46 (0:12.01)	0:47.45 (0:12.24)	0:35.21 (0:12.11)	0:23.10 (0:11.55)	0:35.21	
Rank	TAB	Horse/Jockey	Barrier	Top Speed [km/h]	Fastest Section								Distance Travelled [m]
11	16	MAXIE TAP	10	64.6	0:11.49	1:25.84 [11]	1:11.57 [7]	1:00.08 [8]	0:48.08 [8]	0:35.92 [8]	0:23.64 [8]	0:35.92	+3
		Georgina Cartwright		1200m	1200m	(0:14.27)	(0:11.49)	(0:12.00)	(0:12.16)	(0:12.28)	(0:11.53)		

Scratched: Hayaku (#8), Tickle My Tosen (#4), Track And Field (#15), Calvary (#7), Kindly (#11)



GattonProfessional

Race 7: RDO EQUIPMENT GATTON 0 - 55 Handicap - 1400m

10 February 2026 - 17:15



LOCKYER VALLEY
· TURF CLUB ·

Track Rating: Good 4, Weather: Overcast, Rail Position: True Entire Circuit

Section Field Times				200m 0:11.55 (0:11.55)		Last 600m 0:35.21			
Rank	TAB	Horse/Jockey	Barrier	Top Speed [km/h]	Fastest Section	Margin			Distance Travelled [m]
1	3	CLEARLY GEORGE	5	66.7	0:11.28	0:11.55 [1]	1:24.44		0:34.92
		Harrison Shaw		1200m	400m	(0:11.55)			
2	13	VIZSTAR	1	66.1	0:11.25	0:11.60 [2]	0.38L		0:35.27
		Damien Boche		1200m	1200m	(0:11.60)			-4
3	2	STANDLEE	6	65.0	0:11.37	0:11.48 [6]	2.91L		0:35.09
		Sean Cormack		200m	1200m	(0:11.48)			+0
4	9	RESOLUTE LADY	2	64.9	0:11.42	0:11.82 [3]	3.28L		0:35.37
		Julie Busuttin		Overall	400m	(0:11.82)			-6
5	1	MAGADAN	3	66.4	0:11.31	0:11.60 [5]	3.45L		0:35.17
		Violet Soulsby		1200m	1200m	(0:11.60)			+1
6	10	LISSARO	9	64.5	0:11.37	0:11.45 [10]	4.01L		0:34.99
		Fred Larson		200m	400m	(0:11.45)			-7
7	14	HALF MOON ROO	7	64.9	0:11.36	0:11.60 [8]	4.38L		0:35.09
		Kayla Johnston		400m	400m	(0:11.60)			+0
8	5	ROTHWEILER	8	65.3	0:11.29	0:11.66 [9]	5.08L		0:35.11
		Hannah Richardson		400m	400m	(0:11.66)			+4
9	6	ED I AM	11	66.7	0:11.40	0:11.96 [7]	6.25L		0:35.83
		Shakira Bailey		Overall	1200m	(0:11.96)			+7
10	12	EXCEED THE SKY	4	66.4	0:11.23	0:12.36 [4]	7.71L		0:36.25
		Micheal Hellyer		1200m	1200m	(0:12.36)			-1

Scratched: Hayaku (#8), Tickle My Tosen (#4), Track And Field (#15), Calvary (#7), Kindly (#11)

Report Created: Tue 10 February 2026 17:35 GMT (Note: Timing is based on position data)

Page 3/15

[] Ranking at each section and finish
-:-:- No data available at this section
NA No data available

SCN Saddle cloth number
DNF Did not finish
DNT Did not track

data processed by  TRIPLES DATA



GattonProfessional

Race 7: RDO EQUIPMENT GATTON 0 - 55 Handicap - 1400m

10 February 2026 - 17:15



LOCKYER VALLEY
· TURF CLUB ·

Track Rating: Good 4, Weather: Overcast, Rail Position: True Entire Circuit

Section						200m		Last 600m	
Field Times						0:11.55 (0:11.55)		0:35.21	
Rank	TAB	Horse/Jockey	Barrier	Top Speed [km/h]	Fastest Section	Margin		Distance Travelled [m]	
11	16	MAXIE TAP	10	64.6	0:11.49	0:12.11 [11]	8.24L	0:35.92	+3
		Georgina Cartwright		1200m	1200m	(0:12.11)			

Scratched: Hayaku (#8), Tickle My Tosen (#4), Track And Field (#15), Calvary (#7), Kindly (#11)



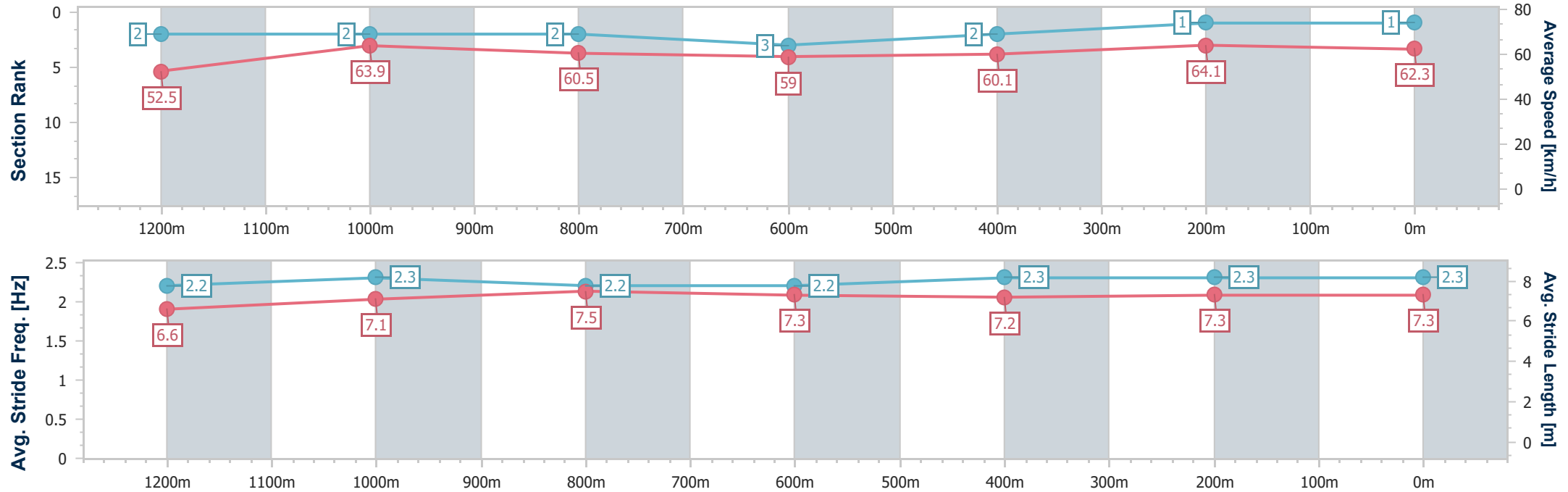
Horse/Jockey Name	Clearly George
Final Rank	1
Fastest Section Time (Section)	0:11.28 (400m)
Top Speed [km/h] (Section)	66.7 (1200m)
Race State	Finished



GattonProfessional
Race 7: RDO EQUIPMENT GATTON 0 - 55 Handicap - 1400m
10 February 2026 - 17:15
Track Rating: Good 4, Weather: Overcast, Rail Position: True Entire Circuit



Section	Overall	1200m	1000m	800m	600m	400m	200m						
Section Times	1:24.44 [1] (0:13.78)	1:10.66 [2] (0:11.39)	0:59.27 [2] (0:12.06)	0:47.21 [2] (0:12.29)	0:34.92 [3] (0:12.09)	0:22.83 [2] (0:11.28)	0:11.55 [1] (0:11.55)						
Average Speed [km/h]	52.5	63.9	60.5	59.0	60.1	64.1	62.3						
Top Speed [km/h]	65.8	66.7	61.8	60.0	62.7	64.6	64.6						
Avg. Dist. to Rail [m]	4.9	2.6	2.6	2.7	2.0	2.4	4.7						
Avg. Stride Freq. [Hz]	2.2	2.3	2.2	2.2	2.3	2.3	2.3						
Avg. Stride Length [m]	6.6	7.1	7.5	7.3	7.2	7.3	7.3						



[] Ranking at each section and finish
-.-.- No data available at this section
NA No data available



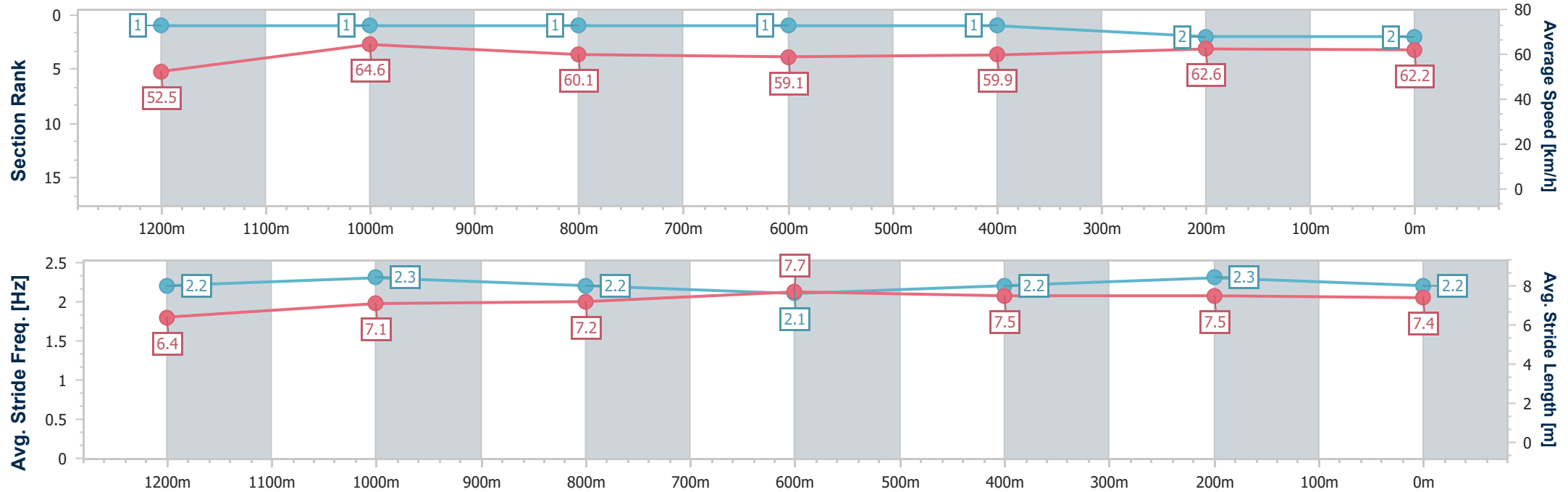
Horse/Jockey Name	Vizstar
Final Rank	2
Fastest Section Time (Section)	0:11.25 (1200m)
Top Speed [km/h] (Section)	66.1 (1200m)
Race State	Finished



GattonProfessional
Race 7: RDO EQUIPMENT GATTON 0 - 55 Handicap - 1400m
10 February 2026 - 17:15
Track Rating: Good 4, Weather: Overcast, Rail Position: True Entire Circuit



Section	Overall	1200m	1000m	800m	600m	400m	200m						
Section Times	1:24.50 [2] (0:13.73)	1:10.77 [1] (0:11.25)	0:59.52 [1] (0:12.01)	0:47.51 [1] (0:12.24)	0:35.27 [1] (0:12.11)	0:23.16 [1] (0:11.56)	0:11.60 [2] (0:11.60)						
Average Speed [km/h]	52.5	64.6	60.1	59.1	59.9	62.6	62.2						
Top Speed [km/h]	66.1	66.1	61.6	60.0	62.1	64.4	63.8						
Avg. Dist. to Rail [m]	1.8	1.3	1.3	1.4	1.3	3.2	5.3						
Avg. Stride Freq. [Hz]	2.2	2.3	2.2	2.1	2.2	2.3	2.2						
Avg. Stride Length [m]	6.4	7.1	7.2	7.7	7.5	7.5	7.4						



[] Ranking at each section and finish
-.-.- No data available at this section
NA No data available



Horse/Jockey Name	Standlee
Final Rank	3
Fastest Section Time (Section)	0:11.37 (1200m)
Top Speed [km/h] (Section)	65.0 (200m)
Race State	Finished

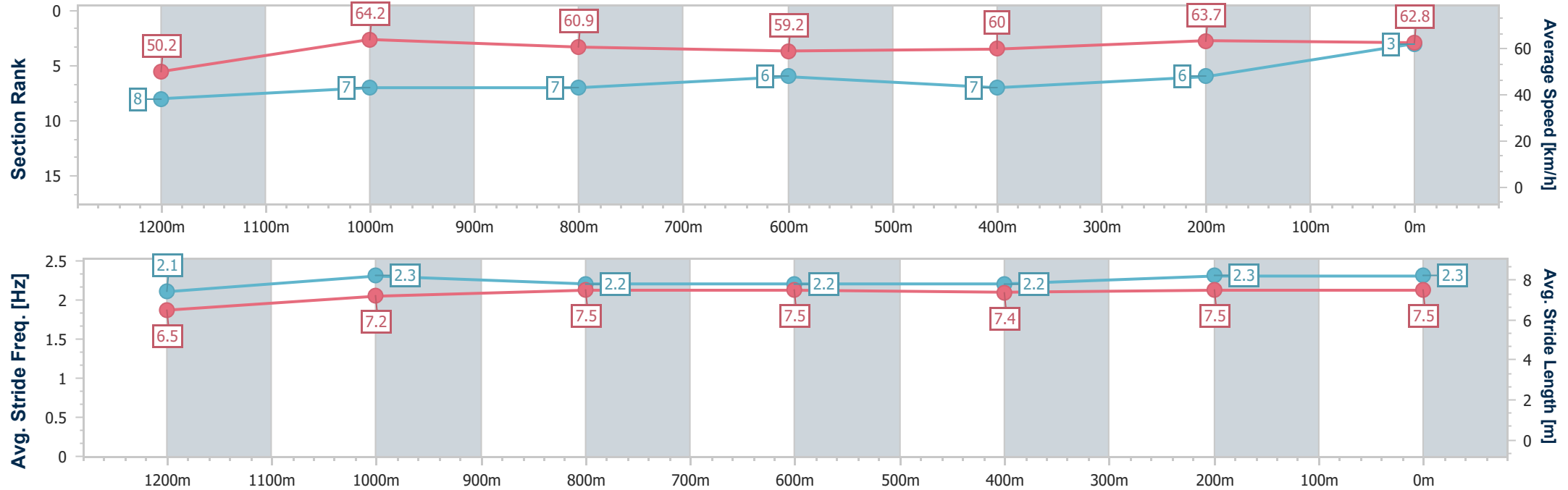


GattonProfessional
Race 7: RDO EQUIPMENT GATTON 0 - 55 Handicap - 1400m

10 February 2026 - 17:15
Track Rating: Good 4, Weather: Overcast, Rail Position: True Entire Circuit



Section	Overall	1200m	1000m	800m	600m	400m	200m						
Section Times	1:24.93 [3] (0:14.34)	1:10.59 [8] (0:11.37)	0:59.22 [7] (0:11.89)	0:47.33 [7] (0:12.24)	0:35.09 [6] (0:12.19)	0:22.90 [7] (0:11.42)	0:11.48 [6] (0:11.48)						
Average Speed [km/h]	50.2	64.2	60.9	59.2	60.0	63.7	62.8						
Top Speed [km/h]	64.0	64.7	64.1	60.5	62.6	64.9	65.0						
Avg. Dist. to Rail [m]	4.4	1.7	2.1	2.4	2.5	5.0	7.0						
Avg. Stride Freq. [Hz]	2.1	2.3	2.2	2.2	2.2	2.3	2.3						
Avg. Stride Length [m]	6.5	7.2	7.5	7.5	7.4	7.5	7.5						



[] Ranking at each section and finish
- - - - No data available at this section
NA No data available



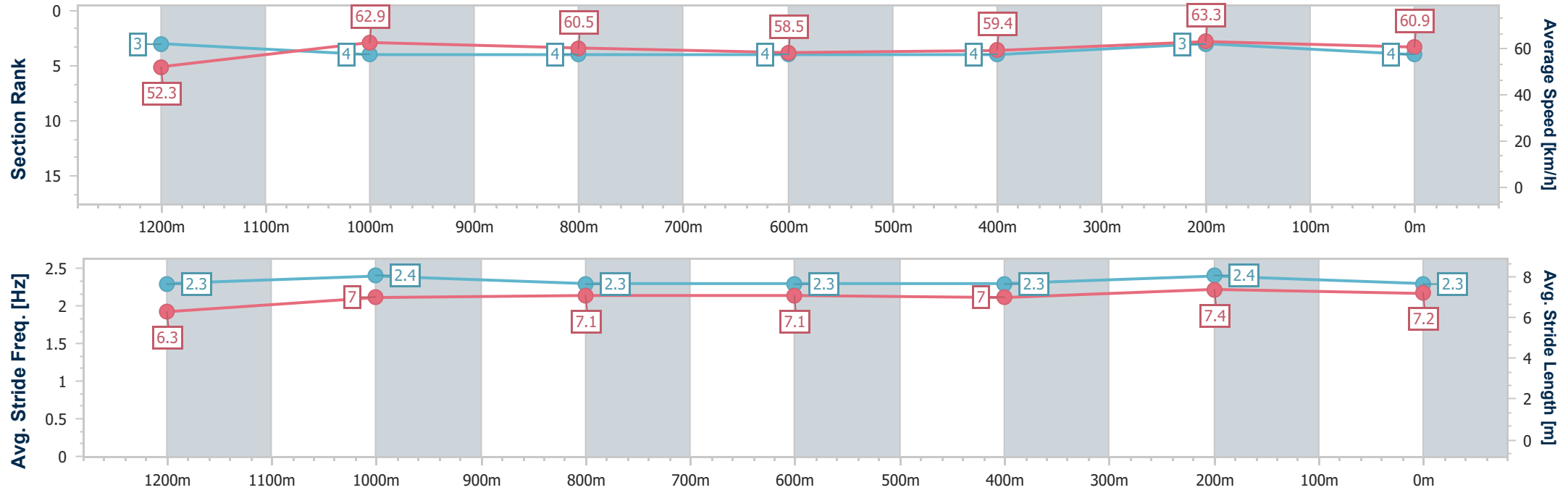
Horse/Jockey Name	Resolute Lady
Final Rank	4
Fastest Section Time (Section)	0:11.42 (400m)
Top Speed [km/h] (Section)	64.9 (Overall)
Race State	Finished



GattonProfessional
Race 7: RDO EQUIPMENT GATTON 0 - 55 Handicap - 1400m
10 February 2026 - 17:15
Track Rating: Good 4, Weather: Overcast, Rail Position: True Entire Circuit



Section	Overall	1200m	1000m	800m	600m	400m	200m						
Section Times	1:25.00 [4] (0:13.87)	1:11.13 [3] (0:11.49)	0:59.64 [4] (0:11.96)	0:47.68 [4] (0:12.31)	0:35.37 [4] (0:12.13)	0:23.24 [4] (0:11.42)	0:11.82 [3] (0:11.82)						
Average Speed [km/h]	52.3	62.9	60.5	58.5	59.4	63.3	60.9						
Top Speed [km/h]	64.9	64.8	61.8	59.5	62.0	64.3	63.2						
Avg. Dist. to Rail [m]	2.6	1.3	0.6	0.4	0.3	1.1	1.5						
Avg. Stride Freq. [Hz]	2.3	2.4	2.3	2.3	2.3	2.4	2.3						
Avg. Stride Length [m]	6.3	7.0	7.1	7.1	7.0	7.4	7.2						





Horse/Jockey Name	Magadan
Final Rank	5
Fastest Section Time (Section)	0:11.31 (1200m)
Top Speed [km/h] (Section)	66.4 (1200m)
Race State	Finished

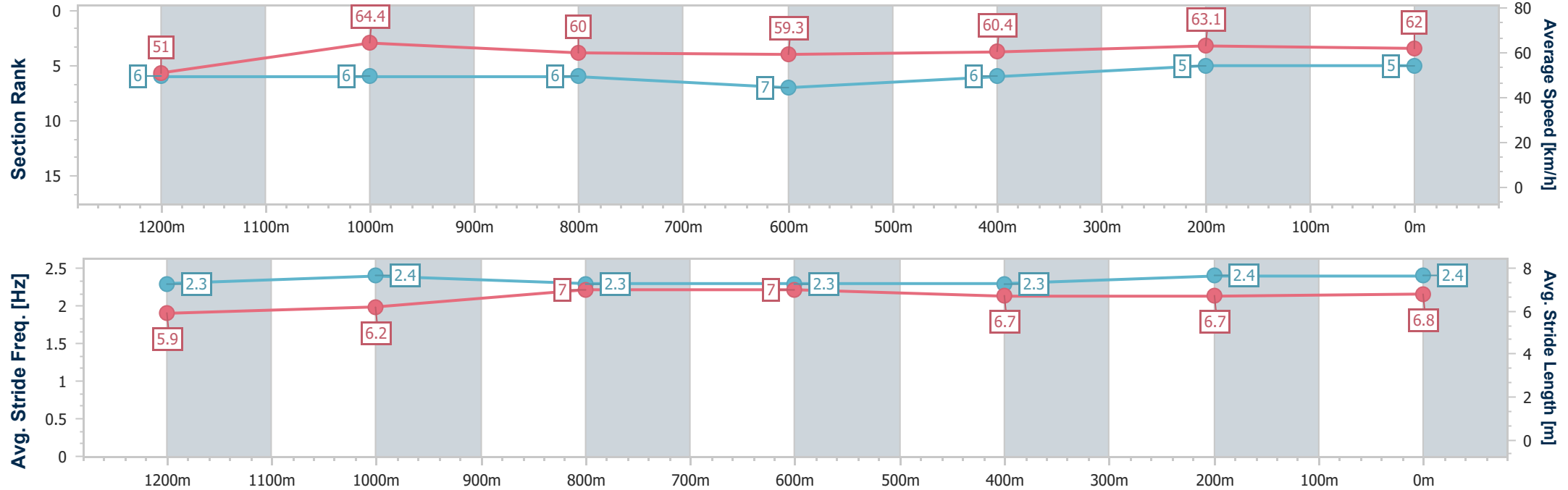


GattonProfessional
Race 7: RDO EQUIPMENT GATTON 0 - 55 Handicap - 1400m

10 February 2026 - 17:15
Track Rating: Good 4, Weather: Overcast, Rail Position: True Entire Circuit



Section	Overall	1200m	1000m	800m	600m	400m	200m						
Section Times	1:25.02 [5] (0:14.13)	1:10.89 [6] (0:11.31)	0:59.58 [6] (0:12.16)	0:47.42 [6] (0:12.25)	0:35.17 [7] (0:12.12)	0:23.05 [6] (0:11.45)	0:11.60 [5] (0:11.60)						
Average Speed [km/h]	51.0	64.4	60.0	59.3	60.4	63.1	62.0						
Top Speed [km/h]	66.0	66.4	63.8	60.1	62.6	64.1	65.0						
Avg. Dist. to Rail [m]	2.6	1.7	3.9	4.1	2.8	2.6	3.9						
Avg. Stride Freq. [Hz]	2.3	2.4	2.3	2.3	2.3	2.4	2.4						
Avg. Stride Length [m]	5.9	6.2	7.0	7.0	6.7	6.7	6.8						



- [] Ranking at each section and finish
- .-.- No data available at this section
- NA No data available



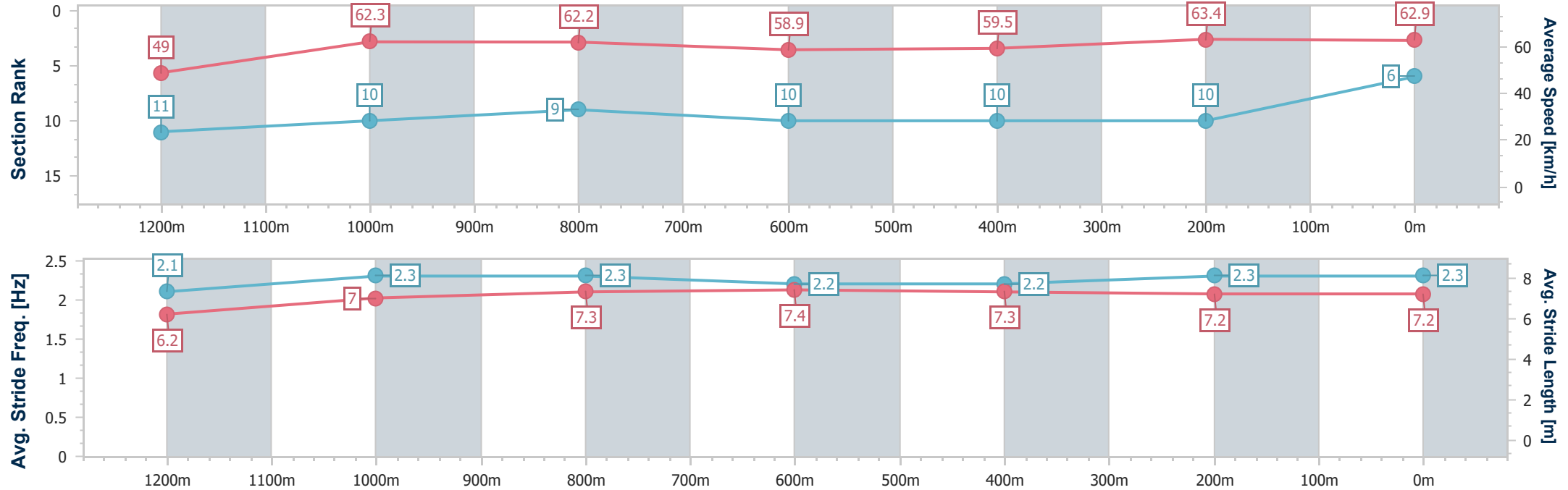
Horse/Jockey Name	Lissaro
Final Rank	6
Fastest Section Time (Section)	0:11.37 (400m)
Top Speed [km/h] (Section)	64.5 (200m)
Race State	Finished



GattonProfessional
Race 7: RDO EQUIPMENT GATTON 0 - 55 Handicap - 1400m
10 February 2026 - 17:15
Track Rating: Good 4, Weather: Overcast, Rail Position: True Entire Circuit



Section	Overall	1200m	1000m	800m	600m	400m	200m						
Section Times	1:25.12 [6] (0:14.73)	1:10.39 [11] (0:11.60)	0:58.79 [10] (0:11.59)	0:47.20 [9] (0:12.21)	0:34.99 [10] (0:12.17)	0:22.82 [10] (0:11.37)	0:11.45 [10] (0:11.45)						
Average Speed [km/h]	49.0	62.3	62.2	58.9	59.5	63.4	62.9						
Top Speed [km/h]	63.9	64.0	63.9	60.5	62.4	64.3	64.5						
Avg. Dist. to Rail [m]	6.2	0.8	0.4	0.8	0.5	1.7	3.4						
Avg. Stride Freq. [Hz]	2.1	2.3	2.3	2.2	2.2	2.3	2.3						
Avg. Stride Length [m]	6.2	7.0	7.3	7.4	7.3	7.2	7.2						





Horse/Jockey Name	Half Moon Roo
Final Rank	7
Fastest Section Time (Section)	0:11.36 (400m)
Top Speed [km/h] (Section)	64.9 (400m)
Race State	Finished

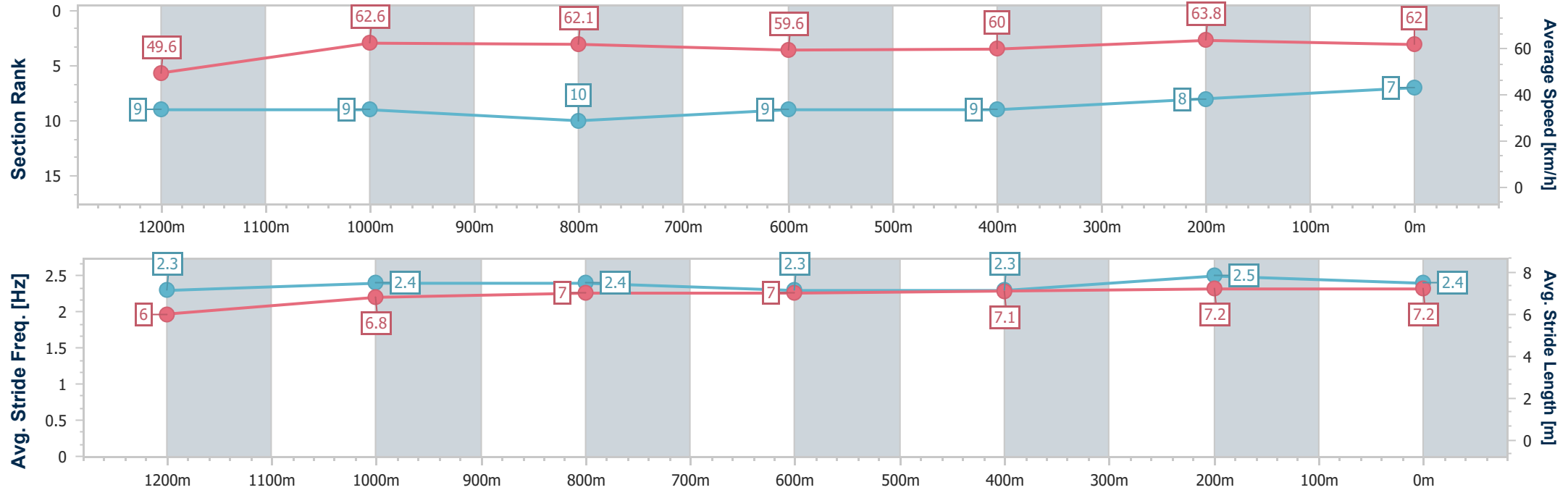


GattonProfessional
Race 7: RDO EQUIPMENT GATTON 0 - 55 Handicap - 1400m

10 February 2026 - 17:15
Track Rating: Good 4, Weather: Overcast, Rail Position: True Entire Circuit



Section	Overall	1200m	1000m	800m	600m	400m	200m						
Section Times	1:25.18 [7] (0:14.54)	1:10.64 [9] (0:11.65)	0:58.99 [9] (0:11.75)	0:47.24 [10] (0:12.15)	0:35.09 [9] (0:12.13)	0:22.96 [9] (0:11.36)	0:11.60 [8] (0:11.60)						
Average Speed [km/h]	49.6	62.6	62.1	59.6	60.0	63.8	62.0						
Top Speed [km/h]	62.7	63.3	63.5	60.6	63.0	64.9	63.8						
Avg. Dist. to Rail [m]	5.2	2.5	3.1	2.6	1.9	3.9	8.6						
Avg. Stride Freq. [Hz]	2.3	2.4	2.4	2.3	2.3	2.5	2.4						
Avg. Stride Length [m]	6.0	6.8	7.0	7.0	7.1	7.2	7.2						





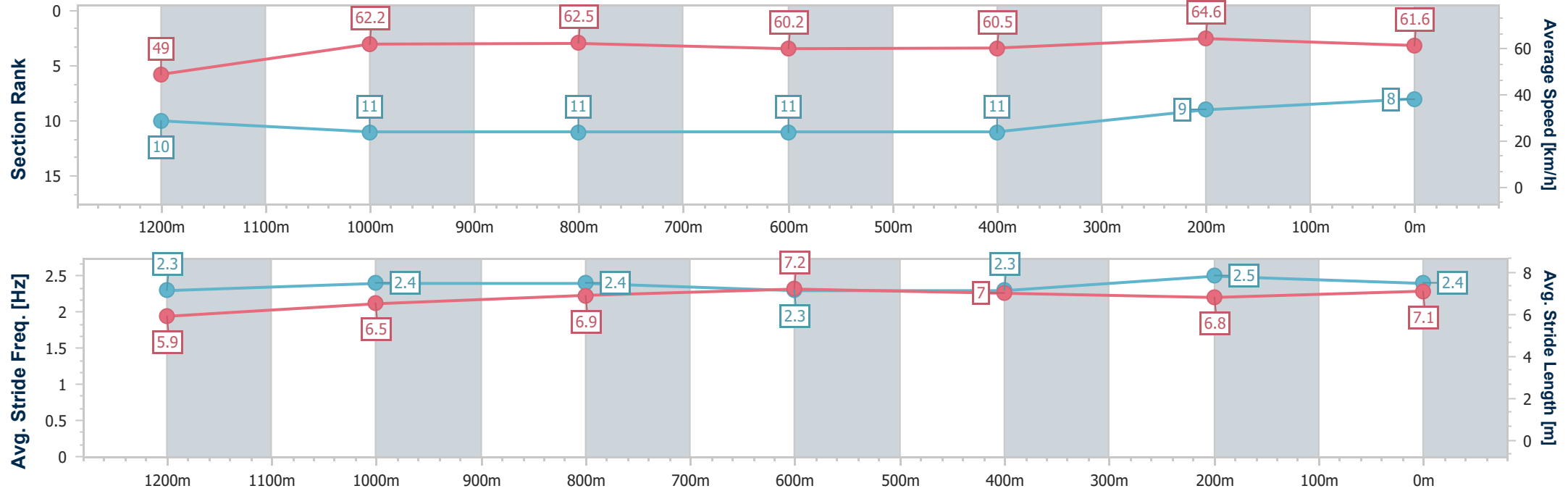
Horse/Jockey Name	Rothweiler
Final Rank	8
Fastest Section Time (Section)	0:11.29 (400m)
Top Speed [km/h] (Section)	65.3 (400m)
Race State	Finished



GattonProfessional
Race 7: RDO EQUIPMENT GATTON 0 - 55 Handicap - 1400m
10 February 2026 - 17:15
Track Rating: Good 4, Weather: Overcast, Rail Position: True Entire Circuit



Section	Overall	1200m	1000m	800m	600m	400m	200m						
Section Times	1:25.30 [8] (0:14.70)	1:10.60 [10] (0:11.75)	0:58.85 [11] (0:11.64)	0:47.21 [11] (0:12.10)	0:35.11 [11] (0:12.16)	0:22.95 [11] (0:11.29)	0:11.66 [9] (0:11.66)						
Average Speed [km/h]	49.0	62.2	62.5	60.2	60.5	64.6	61.6						
Top Speed [km/h]	60.6	64.0	64.2	61.1	63.3	65.3	63.4						
Avg. Dist. to Rail [m]	6.6	2.6	2.9	3.5	3.6	6.1	9.3						
Avg. Stride Freq. [Hz]	2.3	2.4	2.4	2.3	2.3	2.5	2.4						
Avg. Stride Length [m]	5.9	6.5	6.9	7.2	7.0	6.8	7.1						





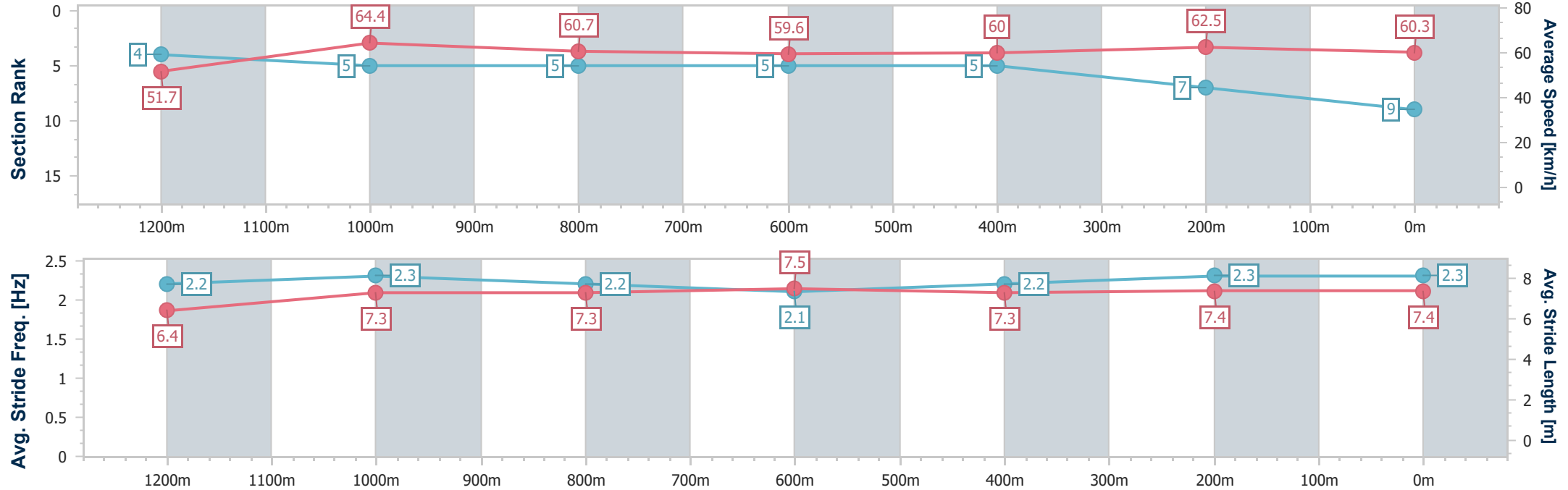
Horse/Jockey Name	Ed I Am
Final Rank	9
Fastest Section Time (Section)	0:11.40 (1200m)
Top Speed [km/h] (Section)	66.7 (Overall)
Race State	Finished



GattonProfessional
Race 7: RDO EQUIPMENT GATTON 0 - 55 Handicap - 1400m
10 February 2026 - 17:15
Track Rating: Good 4, Weather: Overcast, Rail Position: True Entire Circuit



Section	Overall	1200m	1000m	800m	600m	400m	200m						
Section Times	1:25.50 [9] (0:13.99)	1:11.51 [4] (0:11.40)	1:00.11 [5] (0:12.08)	0:48.03 [5] (0:12.20)	0:35.83 [5] (0:12.29)	0:23.54 [5] (0:11.58)	0:11.96 [7] (0:11.96)						
Average Speed [km/h]	51.7	64.4	60.7	59.6	60.0	62.5	60.3						
Top Speed [km/h]	66.7	66.0	63.4	60.3	61.8	63.2	61.9						
Avg. Dist. to Rail [m]	10.3	3.7	4.3	3.8	3.9	5.5	8.5						
Avg. Stride Freq. [Hz]	2.2	2.3	2.2	2.1	2.2	2.3	2.3						
Avg. Stride Length [m]	6.4	7.3	7.3	7.5	7.3	7.4	7.4						





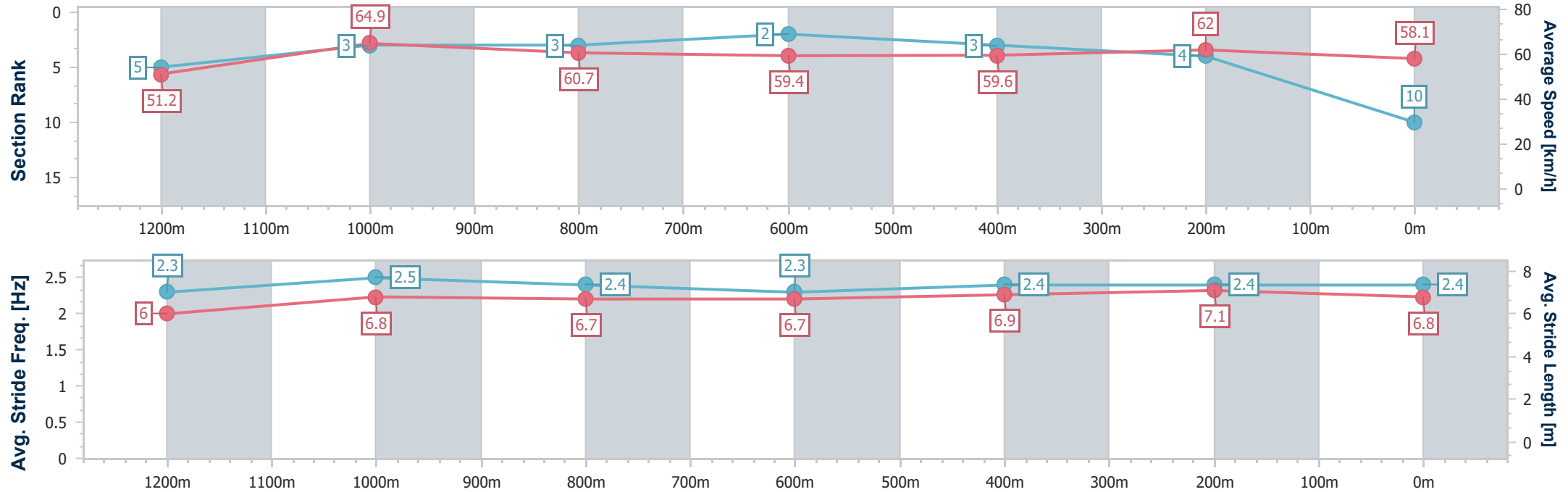
Horse/Jockey Name	Exceed The Sky
Final Rank	10
Fastest Section Time (Section)	0:11.23 (1200m)
Top Speed [km/h] (Section)	66.4 (1200m)
Race State	Finished



GattonProfessional
Race 7: RDO EQUIPMENT GATTON 0 - 55 Handicap - 1400m
10 February 2026 - 17:15
Track Rating: Good 4, Weather: Overcast, Rail Position: True Entire Circuit



Section	Overall	1200m	1000m	800m	600m	400m	200m						
Section Times	1:25.75 [10] (0:14.11)	1:11.64 [5] (0:11.23)	1:00.41 [3] (0:11.98)	0:48.43 [3] (0:12.18)	0:36.25 [2] (0:12.24)	0:24.01 [3] (0:11.65)	0:12.36 [4] (0:12.36)						
Average Speed [km/h]	51.2	64.9	60.7	59.4	59.6	62.0	58.1						
Top Speed [km/h]	65.2	66.4	63.4	60.5	62.1	63.4	61.9						
Avg. Dist. to Rail [m]	3.7	2.4	2.3	2.1	1.9	2.5	5.7						
Avg. Stride Freq. [Hz]	2.3	2.5	2.4	2.3	2.4	2.4	2.4						
Avg. Stride Length [m]	6.0	6.8	6.7	6.7	6.9	7.1	6.8						



- [] Ranking at each section and finish
- .-.- No data available at this section
- NA No data available



Horse/Jockey Name	Maxie Tap
Final Rank	11
Fastest Section Time (Section)	0:11.49 (1200m)
Top Speed [km/h] (Section)	64.6 (1200m)
Race State	Finished

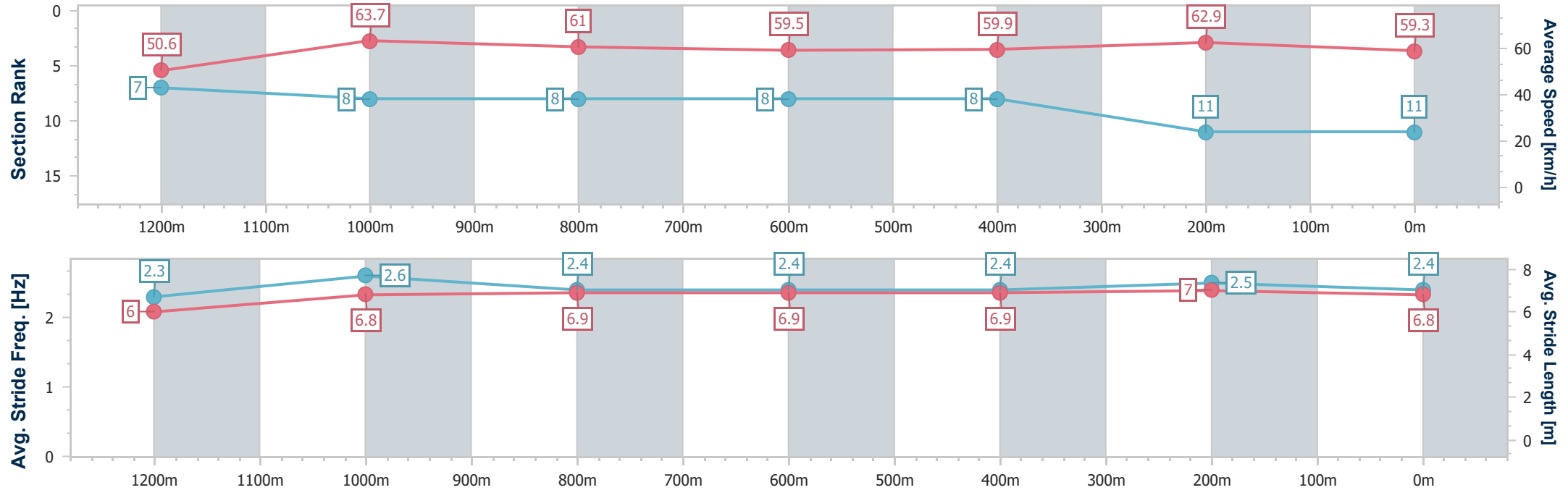


GattonProfessional
Race 7: RDO EQUIPMENT GATTON 0 - 55 Handicap - 1400m

10 February 2026 - 17:15
Track Rating: Good 4, Weather: Overcast, Rail Position: True Entire Circuit



Section	Overall	1200m	1000m	800m	600m	400m	200m						
Section Times	1:25.84 [11] (0:14.27)	1:11.57 [7] (0:11.49)	1:00.08 [8] (0:12.00)	0:48.08 [8] (0:12.16)	0:35.92 [8] (0:12.28)	0:23.64 [8] (0:11.53)	0:12.11 [11] (0:12.11)						
Average Speed [km/h]	50.6	63.7	61.0	59.5	59.9	62.9	59.3						
Top Speed [km/h]	62.7	64.6	64.0	60.6	61.6	63.9	62.9						
Avg. Dist. to Rail [m]	7.7	3.1	3.7	3.5	3.1	3.8	5.9						
Avg. Stride Freq. [Hz]	2.3	2.6	2.4	2.4	2.4	2.5	2.4						
Avg. Stride Length [m]	6.0	6.8	6.9	6.9	6.9	7.0	6.8						



- [] Ranking at each section and finish
- .-.- No data available at this section
- NA No data available



GattonProfessional

Race 8: LADBROKES MEGA MULTI 0 - 55 Handicap - 1100m

10 February 2026 - 17:53



LOCKYER VALLEY
TURF CLUB

Track Rating: Good 4, Weather: Overcast, Rail Position: True Entire Circuit

Section		Field Times				Overall	1000m	800m	600m	400m	200m	Last 600m	
						1:04.54 (0:07.73)	0:56.81 (0:10.99)	0:45.82 (0:11.18)	0:34.64 (0:11.76)	0:22.88 (0:11.15)	0:11.73 (0:11.73)	0:34.64	
Rank	TAB	Horse/Jockey	Barrier	Top Speed [km/h]	Fastest Section							Margin	Distance Travelled [m]
1	14	CRYPT DE PIN	11	68.1	0:07.73	1:04.54 [1]	0:56.81 [1]	0:45.79 [2]	0:34.51 [2]	0:22.88 [1]	0:11.73 [1]	1:04.54	0:34.51
		Kenji Yoshida		1000m	Overall	(0:07.73)	(0:11.02)	(0:11.28)	(0:11.63)	(0:11.15)	(0:11.73)		
2	10	TORVECCHIO	5	67.9	0:08.05	1:05.26 [2]	0:57.21 [4]	0:45.92 [7]	0:34.71 [7]	0:22.92 [7]	0:11.66 [6]	4.25L	0:34.71 +13
		Nozi Tomizawa		800m	Overall	(0:08.05)	(0:11.29)	(0:11.21)	(0:11.79)	(0:11.26)	(0:11.66)		
3	3	HIGH SECURITY	10	67.8	0:08.12	1:05.32 [3]	0:57.20 [6]	0:46.04 [5]	0:35.01 [5]	0:23.46 [3]	0:12.08 [2]	4.61L	0:35.01 +7
		Les Tilley		800m	Overall	(0:08.12)	(0:11.16)	(0:11.03)	(0:11.55)	(0:11.38)	(0:12.08)		
4	17	SONIC ARROW	3	67.6	0:07.99	1:05.40 [4]	0:57.41 [2]	0:46.56 [3]	0:35.37 [3]	0:23.42 [4]	0:11.95 [4]	5.03L	0:35.37 +1
		Fred Larson		1000m	Overall	(0:07.99)	(0:10.85)	(0:11.19)	(0:11.95)	(0:11.47)	(0:11.95)		
5	13	PACIFIC PIRATE	1	68.4	0:08.07	1:05.41 [5]	0:57.34 [5]	0:46.53 [4]	0:35.21 [4]	0:23.29 [5]	0:11.91 [5]	5.14L	0:35.21 +0
		Hannah Richardson		1000m	Overall	(0:08.07)	(0:10.81)	(0:11.32)	(0:11.92)	(0:11.38)	(0:11.91)		
6	6	HERECOMESANTORINI	4	69.5	0:08.04	1:05.48 [6]	0:57.44 [3]	0:46.76 [1]	0:35.58 [1]	0:23.62 [2]	0:12.14 [3]	5.54L	0:35.58 +6
		Tiffani Brooker		1000m	Overall	(0:08.04)	(0:10.68)	(0:11.18)	(0:11.96)	(0:11.48)	(0:12.14)		
7	7	SWEETPEA MOOCHI	7	69.6	0:08.42	1:05.67 [7]	0:57.25 [9]	0:46.35 [6]	0:35.29 [6]	0:23.40 [6]	0:11.97 [7]	6.66L	0:35.29 +5
		Gary Geran		800m	Overall	(0:08.42)	(0:10.90)	(0:11.06)	(0:11.89)	(0:11.43)	(0:11.97)		
8	9	MOTHER JOY	6	67.3	0:08.20	1:05.67 [8]	0:57.47 [7]	0:46.00 [10]	0:34.66 [11]	0:22.68 [11]	0:11.51 [10]	6.67L	0:34.66 +3
		Kayla Barker		800m	Overall	(0:08.20)	(0:11.47)	(0:11.34)	(0:11.98)	(0:11.17)	(0:11.51)		
9	16	COTTO	8	67.4	0:08.58	1:05.80 [9]	0:57.22 [11]	0:46.21 [8]	0:35.07 [9]	0:23.37 [9]	0:12.06 [8]	7.42L	0:35.07 +2
		Damien Boche		800m	Overall	(0:08.58)	(0:11.01)	(0:11.14)	(0:11.70)	(0:11.31)	(0:12.06)		
10	1	COPPER SUNSET	9	67.9	0:08.38	1:05.82 [10]	0:57.44 [8]	0:46.15 [9]	0:35.11 [8]	0:23.42 [8]	0:11.96 [9]	7.51L	0:35.11 +6
		Harrison Shaw		800m	Overall	(0:08.38)	(0:11.29)	(0:11.04)	(0:11.69)	(0:11.46)	(0:11.96)		

Scratched: Qickwit (#2), Roaring Success (#19), Vega Nova (#5), Ilana The First (#12), Step On Fire (#18), My Sicada (#4), Revitup Charlie (#8), Dashing Hope (#11)



GattonProfessional

Race 8: LADBROKES MEGA MULTI 0 - 55 Handicap - 1100m

10 February 2026 - 17:53



LOCKYER VALLEY
TURF CLUB

Track Rating: Good 4, Weather: Overcast, Rail Position: True Entire Circuit

Section					Overall	1000m	800m	600m	400m	200m	Last 600m			
Field Times					1:04.54 (0:07.73)	0:56.81 (0:10.99)	0:45.82 (0:11.18)	0:34.64 (0:11.76)	0:22.88 (0:11.15)	0:11.73 (0:11.73)	0:34.64			
Rank	TAB	Horse/Jockey	Barrier	Top Speed [km/h]	Fastest Section						Margin	Distance Travelled [m]		
11	15	HEADLINE LEGEND	2	66.7	0:08.46	1:05.93 [11]	0:57.47 [10]	0:46.25 [11]	0:35.15 [10]	0:23.18 [10]	0:11.70 [11]	8.16L	0:35.15	+0
		Amy Graham		800m	Overall	(0:08.46)	(0:11.22)	(0:11.10)	(0:11.97)	(0:11.48)	(0:11.70)			

Scratched: Qickwit (#2), Roaring Success (#19), Vega Nova (#5), Ilana The First (#12), Step On Fire (#18), My Sicada (#4), Revitup Charlie (#8), Dashing Hope (#11)



Horse/Jockey Name	Crypt De Pin
Final Rank	1
Fastest Section Time (Section)	0:07.73 (Overall)
Top Speed [km/h] (Section)	68.1 (1000m)
Race State	Finished

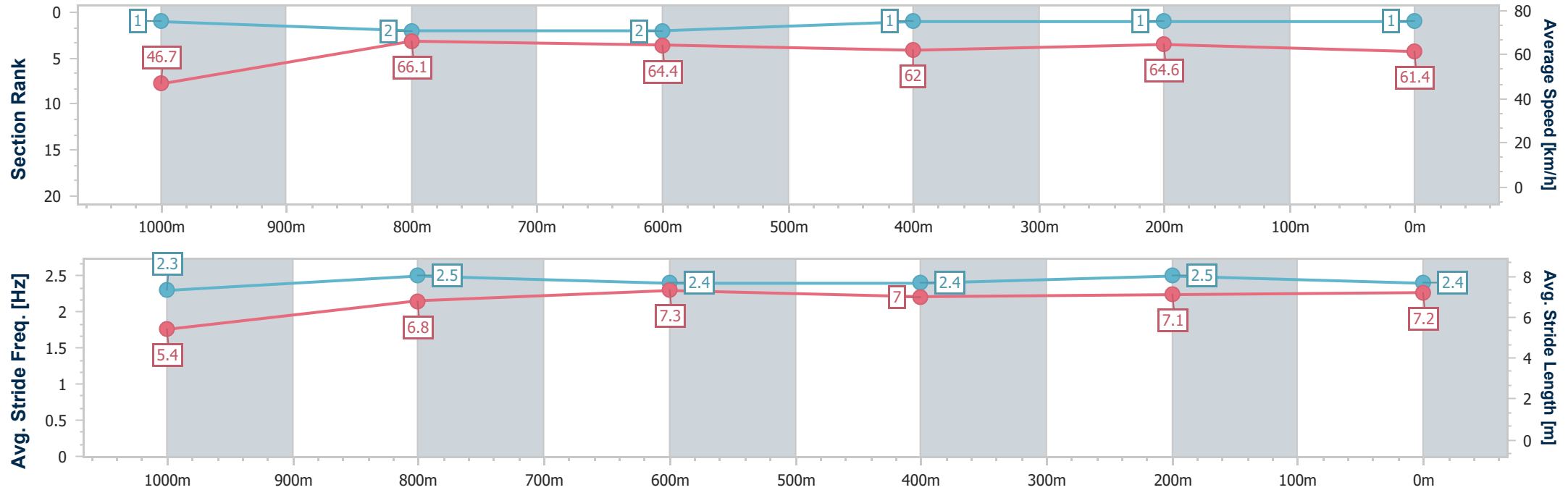


GattonProfessional
Race 8: LADBROKES MEGA MULTI 0 - 55 Handicap - 1100m

10 February 2026 - 17:53
Track Rating: Good 4, Weather: Overcast, Rail Position: True Entire Circuit



Section	Overall	1000m	800m	600m	400m	200m								
Section Times	1:04.54 [1] (0:07.73)	0:56.81 [1] (0:11.02)	0:45.79 [2] (0:11.28)	0:34.51 [2] (0:11.63)	0:22.88 [1] (0:11.15)	0:11.73 [1] (0:11.73)								
Average Speed [km/h]	46.7	66.1	64.4	62.0	64.6	61.4								
Top Speed [km/h]	66.1	68.1	66.4	64.2	65.6	64.1								
Avg. Dist. to Rail [m]	11.1	4.3	2.9	0.8	1.4	2.6								
Avg. Stride Freq. [Hz]	2.3	2.5	2.4	2.4	2.5	2.4								
Avg. Stride Length [m]	5.4	6.8	7.3	7.0	7.1	7.2								





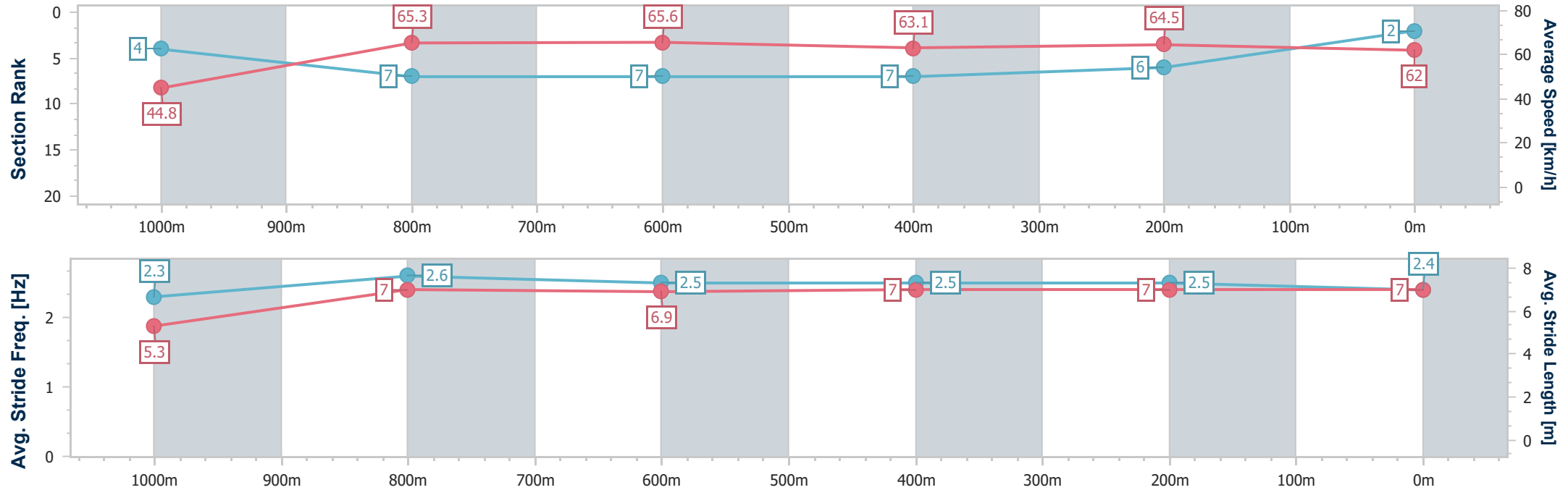
Horse/Jockey Name	Torvecchio
Final Rank	2
Fastest Section Time (Section)	0:08.05 (Overall)
Top Speed [km/h] (Section)	67.9 (800m)
Race State	Finished



GattonProfessional
Race 8: LADBROKES MEGA MULTI 0 - 55 Handicap - 1100m
10 February 2026 - 17:53
Track Rating: Good 4, Weather: Overcast, Rail Position: True Entire Circuit



Section	Overall	1000m	800m	600m	400m	200m							
Section Times	1:05.26 [2] (0:08.05)	0:57.21 [4] (0:11.29)	0:45.92 [7] (0:11.21)	0:34.71 [7] (0:11.79)	0:22.92 [7] (0:11.26)	0:11.66 [6] (0:11.66)							
Average Speed [km/h]	44.8	65.3	65.6	63.1	64.5	62.0							
Top Speed [km/h]	63.5	67.1	67.9	64.6	65.4	64.3							
Avg. Dist. to Rail [m]	7.0	7.3	7.4	5.4	6.2	10.8							
Avg. Stride Freq. [Hz]	2.3	2.6	2.5	2.5	2.5	2.4							
Avg. Stride Length [m]	5.3	7.0	6.9	7.0	7.0	7.0							



[] Ranking at each section and finish
-.-.- No data available at this section
NA No data available



Horse/Jockey Name	High Security
Final Rank	3
Fastest Section Time (Section)	0:08.12 (Overall)
Top Speed [km/h] (Section)	67.8 (800m)
Race State	Finished

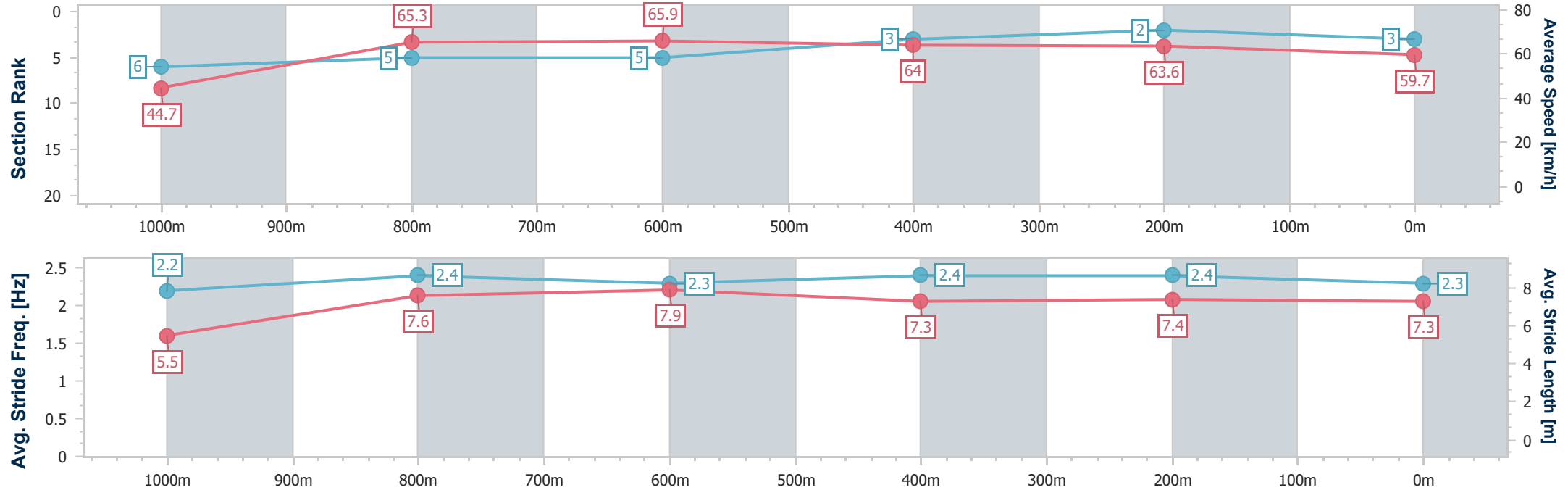


GattonProfessional
Race 8: LADBROKES MEGA MULTI 0 - 55 Handicap - 1100m

10 February 2026 - 17:53
Track Rating: Good 4, Weather: Overcast, Rail Position: True Entire Circuit



Section	Overall	1000m	800m	600m	400m	200m							
Section Times	1:05.32 [3] (0:08.12)	0:57.20 [6] (0:11.16)	0:46.04 [5] (0:11.03)	0:35.01 [5] (0:11.55)	0:23.46 [3] (0:11.38)	0:12.08 [2] (0:12.08)							
Average Speed [km/h]	44.7	65.3	65.9	64.0	63.6	59.7							
Top Speed [km/h]	63.3	67.2	67.8	65.9	65.6	62.4							
Avg. Dist. to Rail [m]	9.9	4.2	3.4	4.5	5.1	7.3							
Avg. Stride Freq. [Hz]	2.2	2.4	2.3	2.4	2.4	2.3							
Avg. Stride Length [m]	5.5	7.6	7.9	7.3	7.4	7.3							



- [] Ranking at each section and finish
- .-.- No data available at this section
- NA No data available



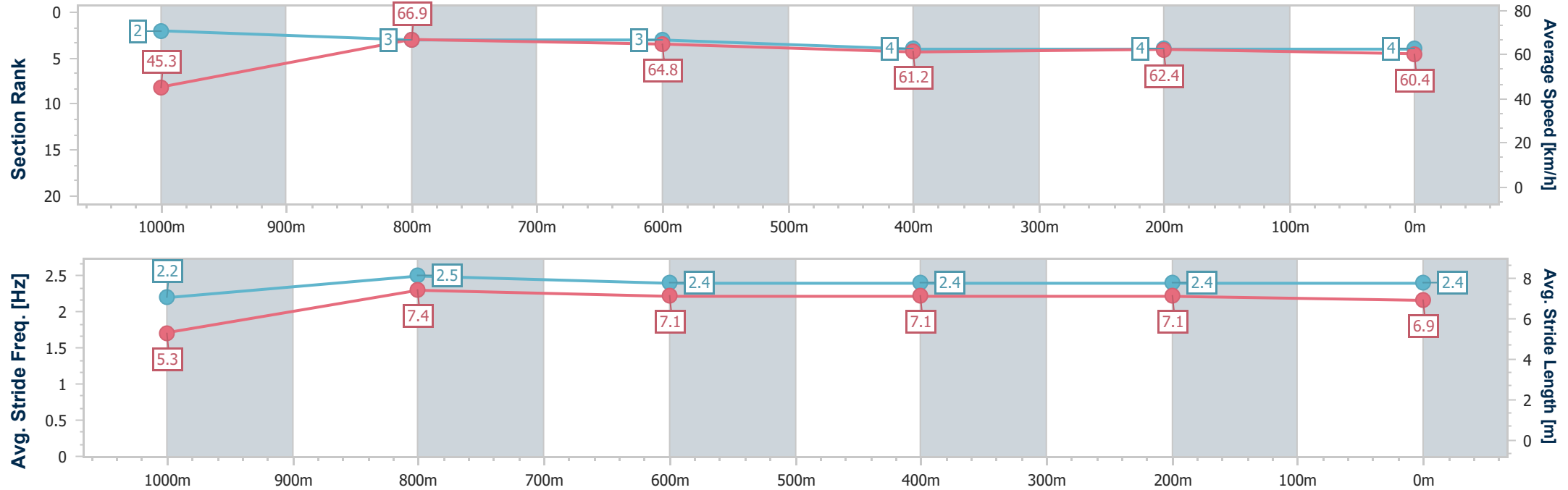
Horse/Jockey Name	Sonic Arrow
Final Rank	4
Fastest Section Time (Section)	0:07.99 (Overall)
Top Speed [km/h] (Section)	67.6 (1000m)
Race State	Finished



GattonProfessional
Race 8: LADBROKES MEGA MULTI 0 - 55 Handicap - 1100m
10 February 2026 - 17:53
Track Rating: Good 4, Weather: Overcast, Rail Position: True Entire Circuit



Section	Overall	1000m	800m	600m	400m	200m								
Section Times	1:05.40 [4] (0:07.99)	0:57.41 [2] (0:10.85)	0:46.56 [3] (0:11.19)	0:35.37 [3] (0:11.95)	0:23.42 [4] (0:11.47)	0:11.95 [4] (0:11.95)								
Average Speed [km/h]	45.3	66.9	64.8	61.2	62.4	60.4								
Top Speed [km/h]	63.8	67.6	66.7	62.4	63.5	62.1								
Avg. Dist. to Rail [m]	4.4	2.6	3.3	2.5	1.1	2.3								
Avg. Stride Freq. [Hz]	2.2	2.5	2.4	2.4	2.4	2.4								
Avg. Stride Length [m]	5.3	7.4	7.1	7.1	7.1	6.9								





Horse/Jockey Name	Pacific Pirate
Final Rank	5
Fastest Section Time (Section)	0:08.07 (Overall)
Top Speed [km/h] (Section)	68.4 (1000m)
Race State	Finished

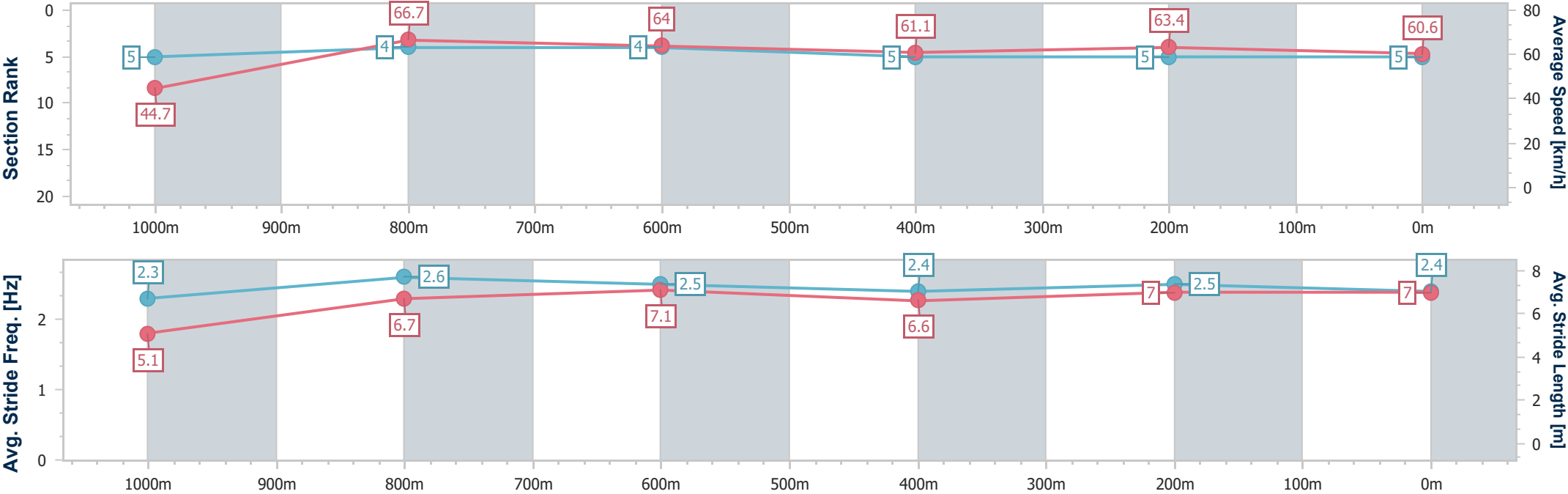


GattonProfessional
Race 8: LADBROKES MEGA MULTI 0 - 55 Handicap - 1100m

10 February 2026 - 17:53
Track Rating: Good 4, Weather: Overcast, Rail Position: True Entire Circuit



Section	Overall	1000m	800m	600m	400m	200m							
Section Times	1:05.41 [5] (0:08.07)	0:57.34 [5] (0:10.81)	0:46.53 [4] (0:11.32)	0:35.21 [4] (0:11.92)	0:23.29 [5] (0:11.38)	0:11.91 [5] (0:11.91)							
Average Speed [km/h]	44.7	66.7	64.0	61.1	63.4	60.6							
Top Speed [km/h]	65.8	68.4	66.2	63.0	64.4	62.8							
Avg. Dist. to Rail [m]	2.7	1.0	1.5	2.0	2.5	2.3							
Avg. Stride Freq. [Hz]	2.3	2.6	2.5	2.4	2.5	2.4							
Avg. Stride Length [m]	5.1	6.7	7.1	6.6	7.0	7.0							





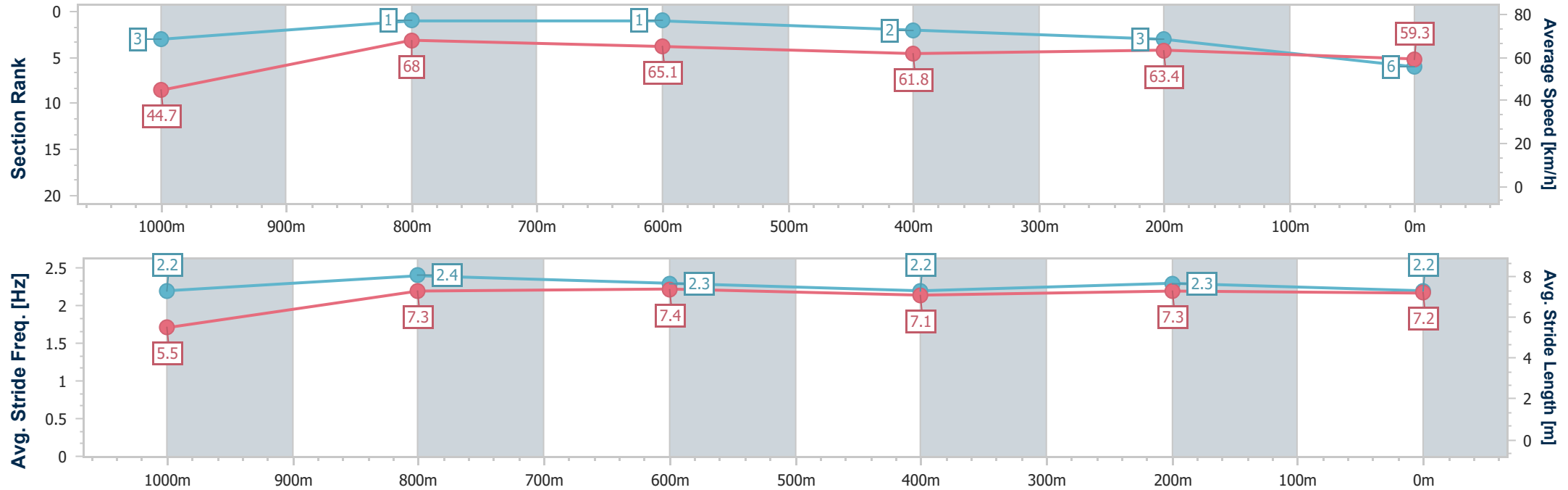
Horse/Jockey Name	Herecomesantorini
Final Rank	6
Fastest Section Time (Section)	0:08.04 (Overall)
Top Speed [km/h] (Section)	69.5 (1000m)
Race State	Finished



GattonProfessional
Race 8: LADBROKES MEGA MULTI 0 - 55 Handicap - 1100m
10 February 2026 - 17:53
Track Rating: Good 4, Weather: Overcast, Rail Position: True Entire Circuit



Section	Overall	1000m	800m	600m	400m	200m							
Section Times	1:05.48 [6] (0:08.04)	0:57.44 [3] (0:10.68)	0:46.76 [1] (0:11.18)	0:35.58 [1] (0:11.96)	0:23.62 [2] (0:11.48)	0:12.14 [3] (0:12.14)							
Average Speed [km/h]	44.7	68.0	65.1	61.8	63.4	59.3							
Top Speed [km/h]	65.8	69.5	67.6	63.8	64.6	62.5							
Avg. Dist. to Rail [m]	5.6	3.1	3.2	4.4	5.5	5.2							
Avg. Stride Freq. [Hz]	2.2	2.4	2.3	2.2	2.3	2.2							
Avg. Stride Length [m]	5.5	7.3	7.4	7.1	7.3	7.2							





Horse/Jockey Name	Sweetpea Moochi
Final Rank	7
Fastest Section Time (Section)	0:08.42 (Overall)
Top Speed [km/h] (Section)	69.6 (800m)
Race State	Finished

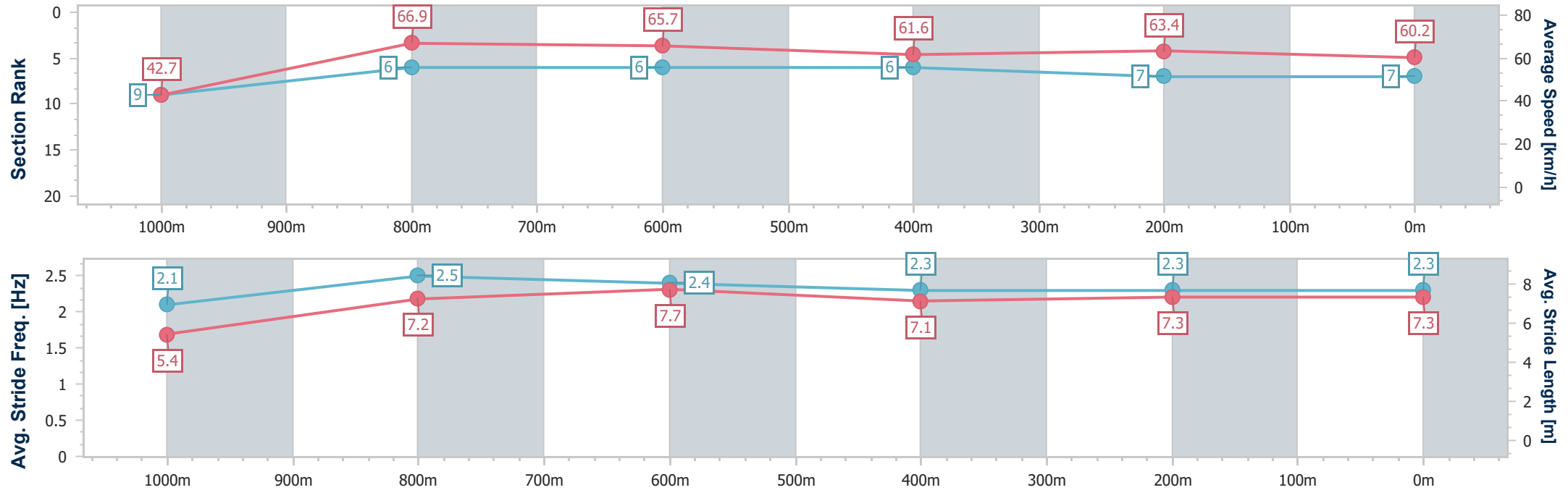


GattonProfessional
Race 8: LADBROKES MEGA MULTI 0 - 55 Handicap - 1100m

10 February 2026 - 17:53
Track Rating: Good 4, Weather: Overcast, Rail Position: True Entire Circuit



Section	Overall	1000m	800m	600m	400m	200m							
Section Times	1:05.67 [7] (0:08.42)	0:57.25 [9] (0:10.90)	0:46.35 [6] (0:11.06)	0:35.29 [6] (0:11.89)	0:23.40 [6] (0:11.43)	0:11.97 [7] (0:11.97)							
Average Speed [km/h]	42.7	66.9	65.7	61.6	63.4	60.2							
Top Speed [km/h]	62.3	69.5	69.6	63.7	64.3	63.3							
Avg. Dist. to Rail [m]	7.0	3.0	4.2	3.2	3.3	3.8							
Avg. Stride Freq. [Hz]	2.1	2.5	2.4	2.3	2.3	2.3							
Avg. Stride Length [m]	5.4	7.2	7.7	7.1	7.3	7.3							



- [] Ranking at each section and finish
- .-.- No data available at this section
- NA No data available



Horse/Jockey Name	Mother Joy
Final Rank	8
Fastest Section Time (Section)	0:08.20 (Overall)
Top Speed [km/h] (Section)	67.3 (800m)
Race State	Finished

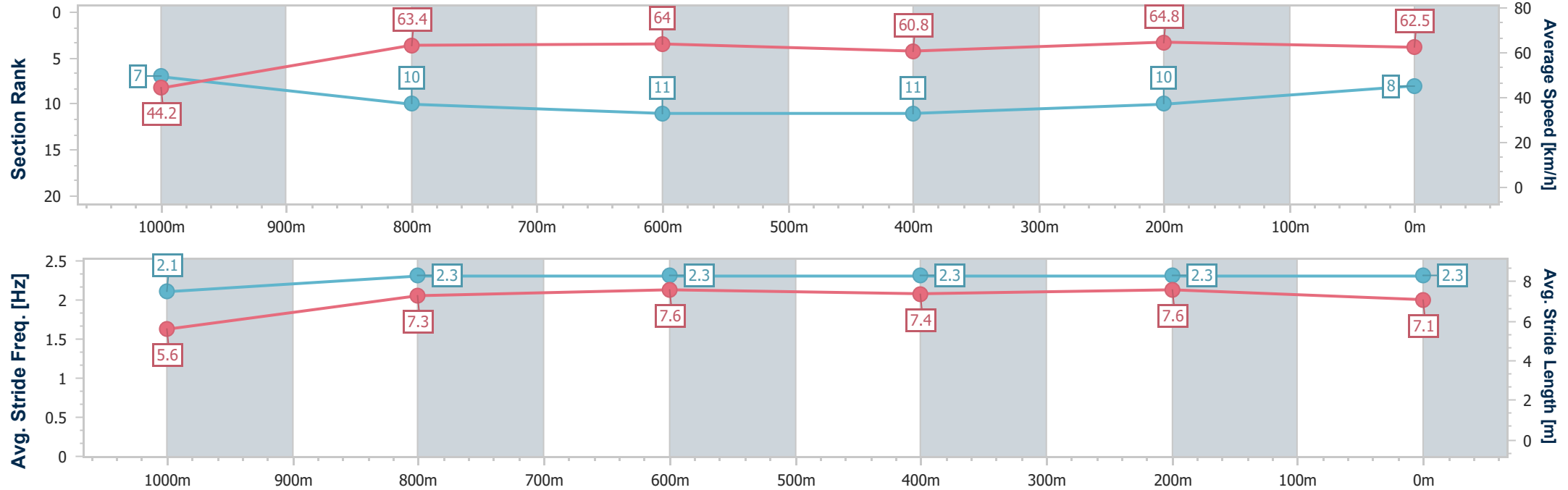


GattonProfessional
Race 8: LADBROKES MEGA MULTI 0 - 55 Handicap - 1100m

10 February 2026 - 17:53
Track Rating: Good 4, Weather: Overcast, Rail Position: True Entire Circuit



Section	Overall	1000m	800m	600m	400m	200m							
Section Times	1:05.67 [8] (0:08.20)	0:57.47 [7] (0:11.47)	0:46.00 [10] (0:11.34)	0:34.66 [11] (0:11.98)	0:22.68 [11] (0:11.17)	0:11.51 [10] (0:11.51)							
Average Speed [km/h]	44.2	63.4	64.0	60.8	64.8	62.5							
Top Speed [km/h]	61.3	65.9	67.3	63.9	65.2	65.1							
Avg. Dist. to Rail [m]	7.7	4.0	3.0	1.9	3.5	5.3							
Avg. Stride Freq. [Hz]	2.1	2.3	2.3	2.3	2.3	2.3							
Avg. Stride Length [m]	5.6	7.3	7.6	7.4	7.6	7.1							



- [] Ranking at each section and finish
- .-.- No data available at this section
- NA No data available



Horse/Jockey Name	Cotto
Final Rank	9
Fastest Section Time (Section)	0:08.58 (Overall)
Top Speed [km/h] (Section)	67.4 (800m)
Race State	Finished

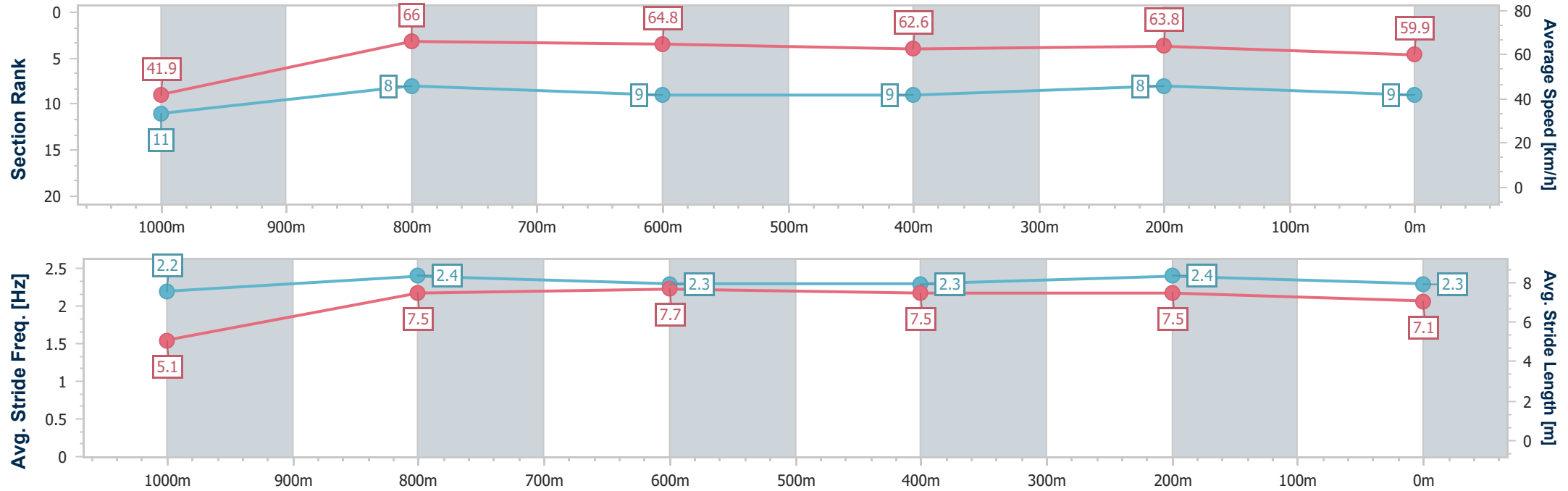


GattonProfessional
Race 8: LADBROKES MEGA MULTI 0 - 55 Handicap - 1100m

10 February 2026 - 17:53
Track Rating: Good 4, Weather: Overcast, Rail Position: True Entire Circuit



Section	Overall	1000m	800m	600m	400m	200m							
Section Times	1:05.80 [9] (0:08.58)	0:57.22 [11] (0:11.01)	0:46.21 [8] (0:11.14)	0:35.07 [9] (0:11.70)	0:23.37 [9] (0:11.31)	0:12.06 [8] (0:12.06)							
Average Speed [km/h]	41.9	66.0	64.8	62.6	63.8	59.9							
Top Speed [km/h]	63.8	67.2	67.4	63.9	65.1	62.7							
Avg. Dist. to Rail [m]	7.8	2.7	1.9	2.4	3.3	6.9							
Avg. Stride Freq. [Hz]	2.2	2.4	2.3	2.3	2.4	2.3							
Avg. Stride Length [m]	5.1	7.5	7.7	7.5	7.5	7.1							



- [] Ranking at each section and finish
- .-.- No data available at this section
- NA No data available



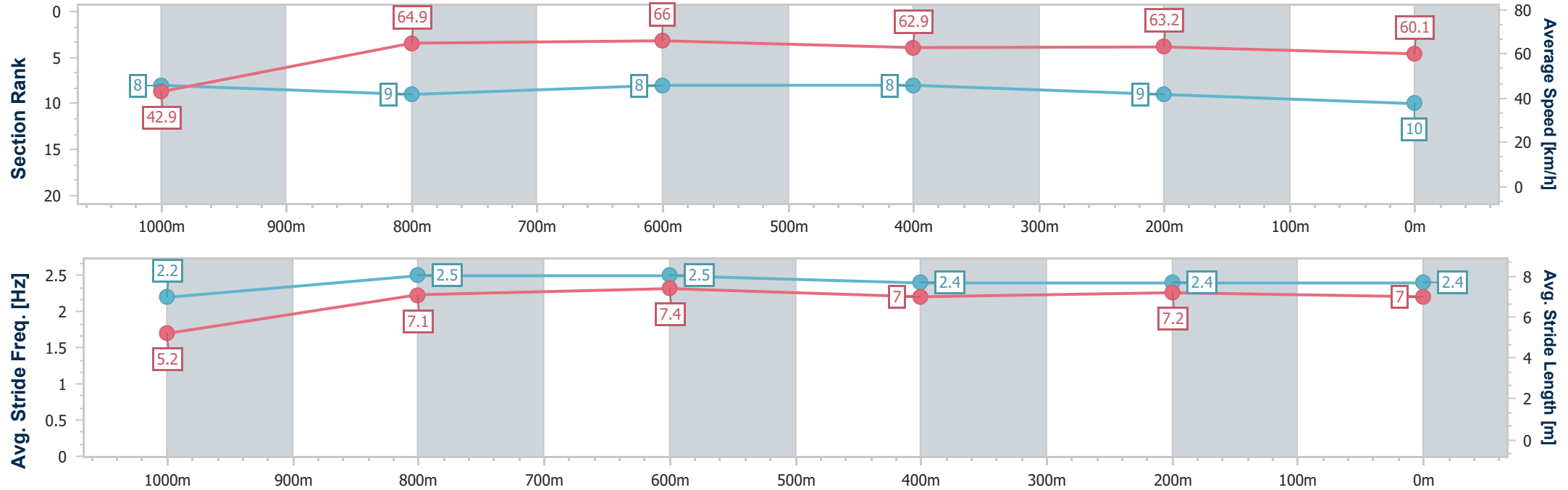
Horse/Jockey Name	Copper Sunset
Final Rank	10
Fastest Section Time (Section)	0:08.38 (Overall)
Top Speed [km/h] (Section)	67.9 (800m)
Race State	Finished



GattonProfessional
Race 8: LADBROKES MEGA MULTI 0 - 55 Handicap - 1100m
10 February 2026 - 17:53
Track Rating: Good 4, Weather: Overcast, Rail Position: True Entire Circuit



Section	Overall	1000m	800m	600m	400m	200m							
Section Times	1:05.82 [10] (0:08.38)	0:57.44 [8] (0:11.29)	0:46.15 [9] (0:11.04)	0:35.11 [8] (0:11.69)	0:23.42 [8] (0:11.46)	0:11.96 [9] (0:11.96)							
Average Speed [km/h]	42.9	64.9	66.0	62.9	63.2	60.1							
Top Speed [km/h]	61.4	66.2	67.9	64.9	63.7	62.8							
Avg. Dist. to Rail [m]	9.1	5.0	4.1	3.5	3.9	6.6							
Avg. Stride Freq. [Hz]	2.2	2.5	2.5	2.4	2.4	2.4							
Avg. Stride Length [m]	5.2	7.1	7.4	7.0	7.2	7.0							





Horse/Jockey Name	Headline Legend
Final Rank	11
Fastest Section Time (Section)	0:08.46 (Overall)
Top Speed [km/h] (Section)	66.7 (800m)
Race State	Finished



GattonProfessional
Race 8: LADBROKES MEGA MULTI 0 - 55 Handicap - 1100m
10 February 2026 - 17:53
Track Rating: Good 4, Weather: Overcast, Rail Position: True Entire Circuit



Section	Overall	1000m	800m	600m	400m	200m							
Section Times	1:05.93 [11] (0:08.46)	0:57.47 [10] (0:11.22)	0:46.25 [11] (0:11.10)	0:35.15 [10] (0:11.97)	0:23.18 [10] (0:11.48)	0:11.70 [11] (0:11.70)							
Average Speed [km/h]	42.7	64.4	65.3	60.8	63.0	61.4							
Top Speed [km/h]	60.7	66.5	66.7	64.6	63.8	64.1							
Avg. Dist. to Rail [m]	3.5	1.5	2.2	2.0	1.6	2.1							
Avg. Stride Freq. [Hz]	2.1	2.6	2.6	2.5	2.5	2.4							
Avg. Stride Length [m]	5.3	6.8	7.0	6.8	7.1	7.0							

