



DoombenProfessional

Race 1: Gallopers Sports Club Maiden Plate - 1650m

11 February 2026 - 13:45



BRISBANE
RACING CLUB

Track Rating: Soft 6, Weather: Fine, Rail Position: +9.5m Entire

Section						Overall	1400m	1200m	1000m	800m	600m	400m	Last 600m	
Field Times						1:39.67 (0:17.11)	1:22.56 (0:11.66)	1:10.90 (0:11.77)	0:59.13 (0:12.04)	0:47.09 (0:12.01)	0:35.08 (0:11.95)	0:23.13 (0:11.47)	0:35.08	
Rank	TAB	Horse/Jockey	Barrier	Top Speed [km/h]	Fastest Section								Distance Travelled [m]	
1	1	ABRAHAM	7	64.8	0:11.33	1:39.67 [1]	1:22.24 [4]	1:10.68 [3]	0:58.91 [3]	0:46.82 [3]	0:34.76 [3]	0:22.99 [3]	0:34.76	
		Jag Guthmann-Chester		400m	400m	(0:17.43)	(0:11.56)	(0:11.77)	(0:12.09)	(0:12.06)	(0:11.77)	(0:11.33)		
2	6	PAPER DOLL	5	65.9	0:11.17	1:39.88 [2]	1:21.95 [6]	1:10.45 [6]	0:58.70 [6]	0:46.64 [6]	0:34.64 [5]	0:23.01 [4]	0:34.64 +1	
		Ben Thompson		400m	400m	(0:17.93)	(0:11.50)	(0:11.75)	(0:12.06)	(0:12.00)	(0:11.63)	(0:11.17)		
3	3	OAKFIELD GALAXY	1	63.0	0:11.50	1:40.39 [3]	1:23.02 [3]	1:11.13 [5]	0:59.33 [5]	0:47.22 [5]	0:35.23 [4]	0:23.50 [5]	0:35.23 +2	
		Brandon Lerena		400m	400m	(0:17.37)	(0:11.89)	(0:11.80)	(0:12.11)	(0:11.99)	(0:11.73)	(0:11.50)		
4	4	CLASSIC SHIRAZ	4	65.3	0:11.27	1:40.60 [4]	1:22.56 [7]	1:10.99 [7]	0:59.25 [7]	0:47.21 [7]	0:35.16 [7]	0:23.58 [6]	0:35.16 +2	
		Damien Thornton		400m	400m	(0:18.04)	(0:11.57)	(0:11.74)	(0:12.04)	(0:12.05)	(0:11.58)	(0:11.27)		
5	2	HE IS THE KISS	6	64.4	0:11.58	1:41.20 [5]	1:23.96 [2]	1:12.38 [2]	1:00.54 [2]	0:48.47 [2]	0:36.47 [2]	0:24.66 [1]	0:36.47 +4	
		Corey Sutherland		Overall	1400m	(0:17.24)	(0:11.58)	(0:11.84)	(0:12.07)	(0:12.00)	(0:11.81)	(0:11.76)		
6	8	SPEEGLE	2	65.2	0:11.66	1:42.45 [6]	1:25.34 [1]	1:13.68 [1]	1:01.91 [1]	0:49.87 [1]	0:37.86 [1]	0:25.79 [2]	0:37.86 +2	
		Cejay Graham		Overall	1400m	(0:17.11)	(0:11.66)	(0:11.77)	(0:12.04)	(0:12.01)	(0:12.07)	(0:12.09)		
7	5	FRENCH RIVIERA	3	62.4	0:11.65	1:52.56 [7]	1:34.96 [5]	1:23.31 [4]	1:11.53 [4]	0:59.41 [4]	0:47.24 [6]	0:33.94 [7]	0:47.24 +1	
		Benjamin Osmond		Overall	1400m	(0:17.60)	(0:11.65)	(0:11.78)	(0:12.12)	(0:12.17)	(0:13.30)	(0:15.36)		

Scratched: Skieda (#7)



DoombenProfessional

Race 1: Gallopers Sports Club Maiden Plate - 1650m

11 February 2026 - 13:45



BRISBANE
RACING CLUB

Track Rating: Soft 6, Weather: Fine, Rail Position: +9.5m Entire

Section		200m					Last 600m		
Field Times		0:11.66 (0:11.66)					0:35.08		
Rank	TAB	Horse/Jockey	Barrier	Top Speed [km/h]	Fastest Section	Margin		Distance Travelled [m]	
1	1	ABRAHAM	7	64.8	0:11.33	0:11.66 [1]	1:39.67	0:34.76	
		Jag Guthmann-Chester		400m	400m	(0:11.66)			
2	6	PAPER DOLL	5	65.9	0:11.17	0:11.84 [2]	1.19L	0:34.64	+1
		Ben Thompson		400m	400m	(0:11.84)			
3	3	OAKFIELD GALAXY	1	63.0	0:11.50	0:12.00 [5]	4.21L	0:35.23	+2
		Brandon Lerena		400m	400m	(0:12.00)			
4	4	CLASSIC SHIRAZ	4	65.3	0:11.27	0:12.31 [3]	5.45L	0:35.16	+2
		Damien Thornton		400m	400m	(0:12.31)			
5	2	HE IS THE KISS	6	64.4	0:11.58	0:12.90 [4]	8.99L	0:36.47	+4
		Corey Sutherland		Overall	1400m	(0:12.90)			
6	8	SPEEGLE	2	65.2	0:11.66	0:13.70 [6]	16.34L	0:37.86	+2
		Cejay Graham		Overall	1400m	(0:13.70)			
7	5	FRENCH RIVIERA	3	62.4	0:11.65	0:18.58 [7]	75.79L	0:47.24	+1
		Benjamin Osmond		Overall	1400m	(0:18.58)			

Scratched: Skieda (#7)



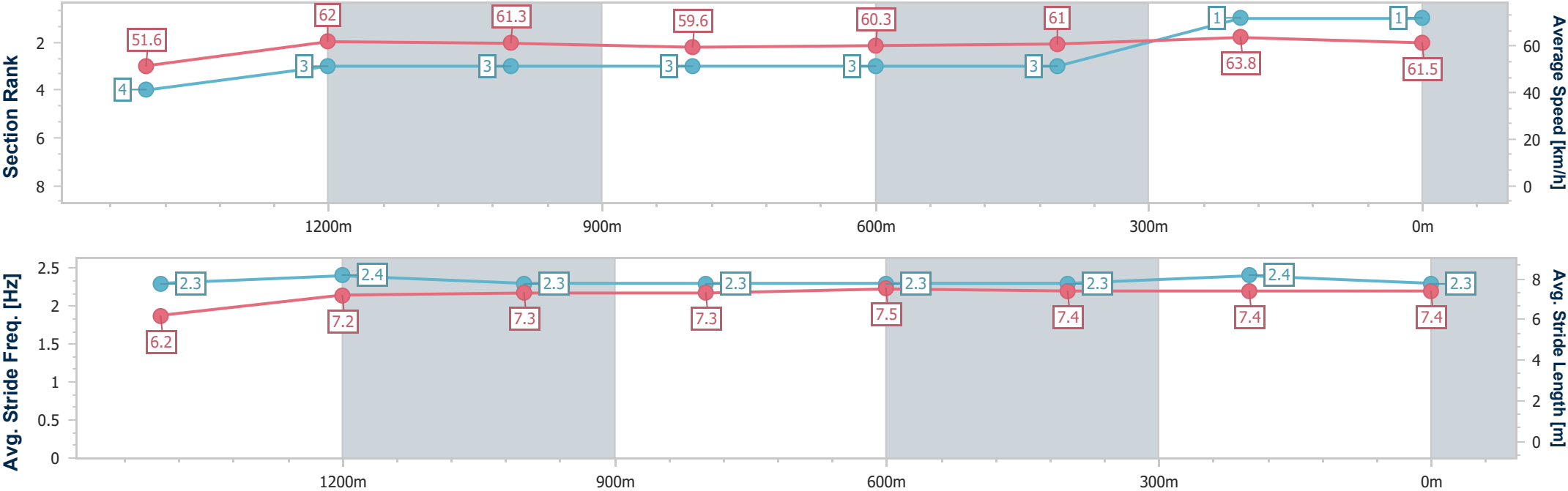
Horse/Jockey Name	Abraham
Final Rank	1
Fastest Section Time (Section)	0:11.33 (400m)
Top Speed [km/h] (Section)	64.8 (400m)
Race State	Finished



DoombenProfessional
Race 1: Gallopers Sports Club Maiden Plate - 1650m
11 February 2026 - 13:45
Track Rating: Soft 6, Weather: Fine, Rail Position: +9.5m Entire



Section	Overall	1400m	1200m	1000m	800m	600m	400m	200m					
Section Times	1:39.67 [1] (0:17.43)	1:22.24 [4] (0:11.56)	1:10.68 [3] (0:11.77)	0:58.91 [3] (0:12.09)	0:46.82 [3] (0:12.06)	0:34.76 [3] (0:11.77)	0:22.99 [3] (0:11.33)	0:11.66 [1] (0:11.66)					
Average Speed [km/h]	51.6	62.0	61.3	59.6	60.3	61.0	63.8	61.5					
Top Speed [km/h]	63.4	63.6	62.3	60.7	61.2	61.7	64.8	64.6					
Avg. Dist. to Rail [m]	2.3	0.6	0.3	1.1	1.1	0.4	1.5	2.8					
Avg. Stride Freq. [Hz]	2.3	2.4	2.3	2.3	2.3	2.3	2.4	2.3					
Avg. Stride Length [m]	6.2	7.2	7.3	7.3	7.5	7.4	7.4	7.4					



[] Ranking at each section and finish
-.-.- No data available at this section
NA No data available



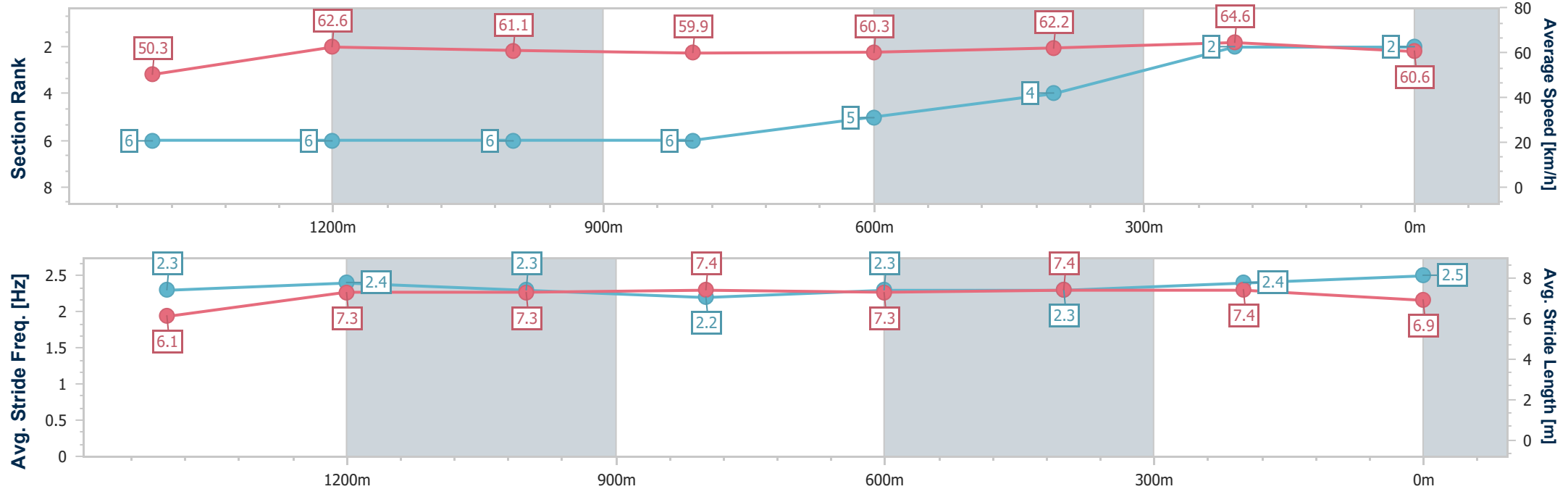
Horse/Jockey Name	Paper Doll
Final Rank	2
Fastest Section Time (Section)	0:11.17 (400m)
Top Speed [km/h] (Section)	65.9 (400m)
Race State	Finished



DoombenProfessional
Race 1: Gallopers Sports Club Maiden Plate - 1650m
11 February 2026 - 13:45
Track Rating: Soft 6, Weather: Fine, Rail Position: +9.5m Entire



Section	Overall	1400m	1200m	1000m	800m	600m	400m	200m					
Section Times	1:39.88 [2] (0:17.93)	1:21.95 [6] (0:11.50)	1:10.45 [6] (0:11.75)	0:58.70 [6] (0:12.06)	0:46.64 [6] (0:12.00)	0:34.64 [5] (0:11.63)	0:23.01 [4] (0:11.17)	0:11.84 [2] (0:11.84)					
Average Speed [km/h]	50.3	62.6	61.1	59.9	60.3	62.2	64.6	60.6					
Top Speed [km/h]	63.8	65.0	62.1	61.2	60.9	64.1	65.9	63.6					
Avg. Dist. to Rail [m]	1.4	0.4	1.1	1.3	0.9	0.8	2.0	3.6					
Avg. Stride Freq. [Hz]	2.3	2.4	2.3	2.2	2.3	2.3	2.4	2.5					
Avg. Stride Length [m]	6.1	7.3	7.3	7.4	7.3	7.4	7.4	6.9					



[] Ranking at each section and finish
-.-.- No data available at this section
NA No data available



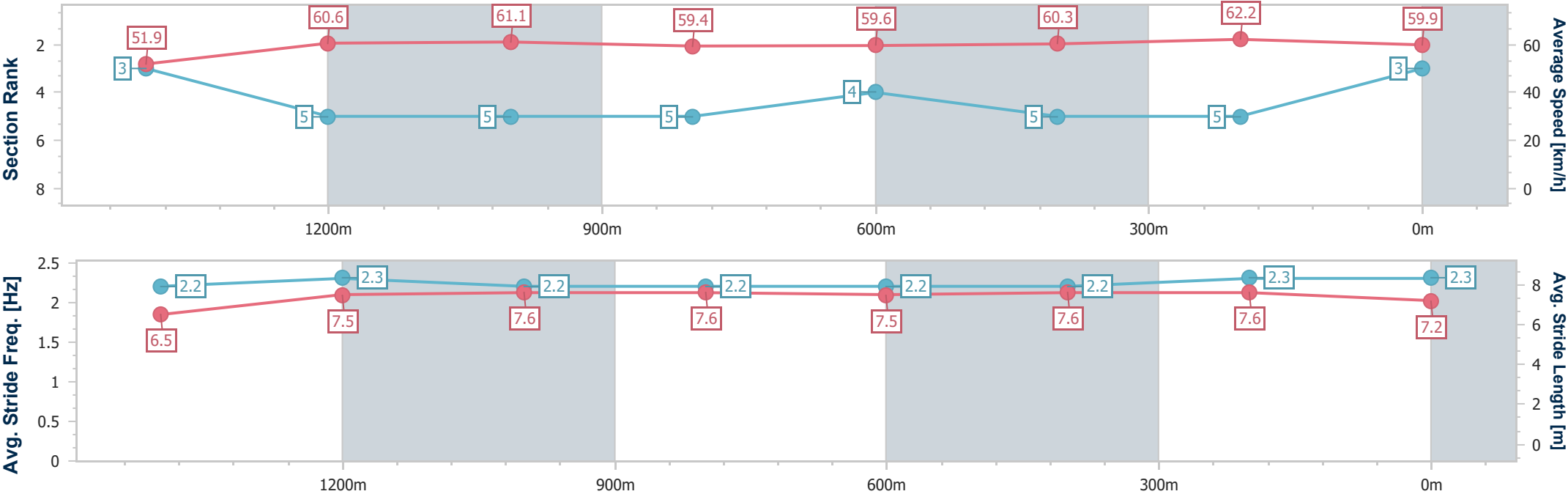
Horse/Jockey Name	Oakfield Galaxy
Final Rank	3
Fastest Section Time (Section)	0:11.50 (400m)
Top Speed [km/h] (Section)	63.0 (400m)
Race State	Finished



DoombenProfessional
Race 1: Gallopers Sports Club Maiden Plate - 1650m
11 February 2026 - 13:45
Track Rating: Soft 6, Weather: Fine, Rail Position: +9.5m Entire



Section	Overall	1400m	1200m	1000m	800m	600m	400m	200m					
Section Times	1:40.39 [3] (0:17.37)	1:23.02 [3] (0:11.89)	1:11.13 [5] (0:11.80)	0:59.33 [5] (0:12.11)	0:47.22 [5] (0:11.99)	0:35.23 [4] (0:11.73)	0:23.50 [5] (0:11.50)	0:12.00 [5] (0:12.00)					
Average Speed [km/h]	51.9	60.6	61.1	59.4	59.6	60.3	62.2	59.9					
Top Speed [km/h]	62.2	62.1	62.6	60.8	60.1	61.2	63.0	62.9					
Avg. Dist. to Rail [m]	0.9	0.9	1.2	1.0	2.0	3.7	2.3	0.6					
Avg. Stride Freq. [Hz]	2.2	2.3	2.2	2.2	2.2	2.2	2.3	2.3					
Avg. Stride Length [m]	6.5	7.5	7.6	7.6	7.5	7.6	7.6	7.2					





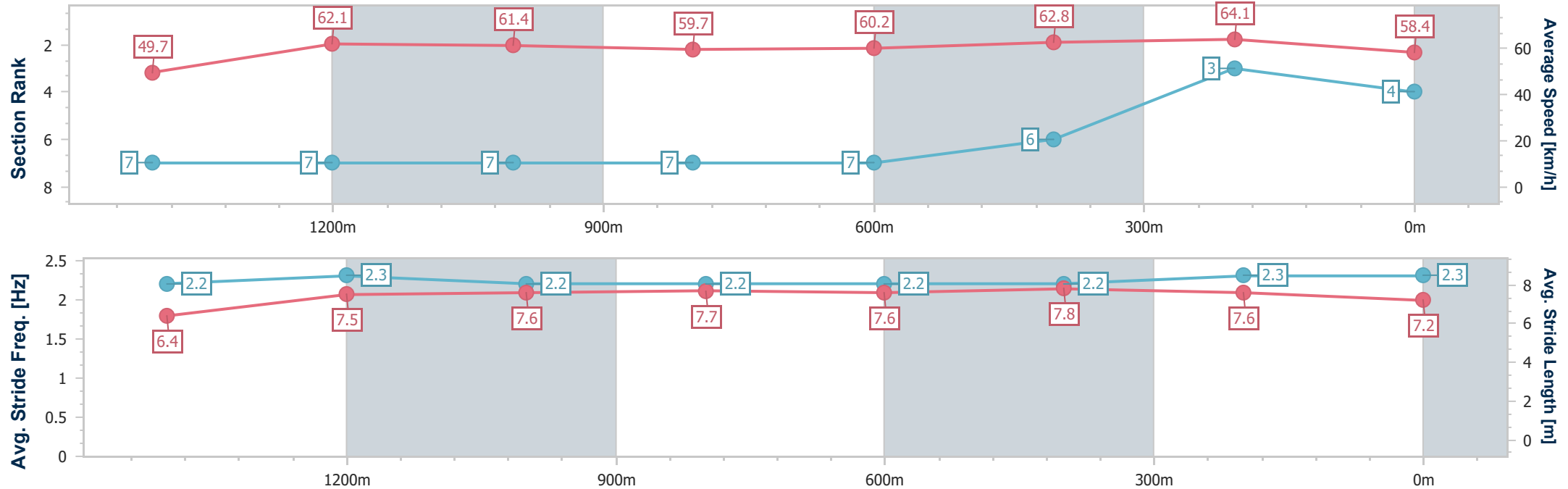
Horse/Jockey Name	Classic Shiraz
Final Rank	4
Fastest Section Time (Section)	0:11.27 (400m)
Top Speed [km/h] (Section)	65.3 (400m)
Race State	Finished



DoombenProfessional
Race 1: Gallopers Sports Club Maiden Plate - 1650m
11 February 2026 - 13:45
Track Rating: Soft 6, Weather: Fine, Rail Position: +9.5m Entire



Section	Overall	1400m	1200m	1000m	800m	600m	400m	200m					
Section Times	1:40.60 [4] (0:18.04)	1:22.56 [7] (0:11.57)	1:10.99 [7] (0:11.74)	0:59.25 [7] (0:12.04)	0:47.21 [7] (0:12.05)	0:35.16 [7] (0:11.58)	0:23.58 [6] (0:11.27)	0:12.31 [3] (0:12.31)					
Average Speed [km/h]	49.7	62.1	61.4	59.7	60.2	62.8	64.1	58.4					
Top Speed [km/h]	62.6	63.0	62.5	60.6	60.8	64.6	65.3	62.4					
Avg. Dist. to Rail [m]	1.0	0.6	0.2	0.3	1.5	1.6	3.6	4.5					
Avg. Stride Freq. [Hz]	2.2	2.3	2.2	2.2	2.2	2.2	2.3	2.3					
Avg. Stride Length [m]	6.4	7.5	7.6	7.7	7.6	7.8	7.6	7.2					





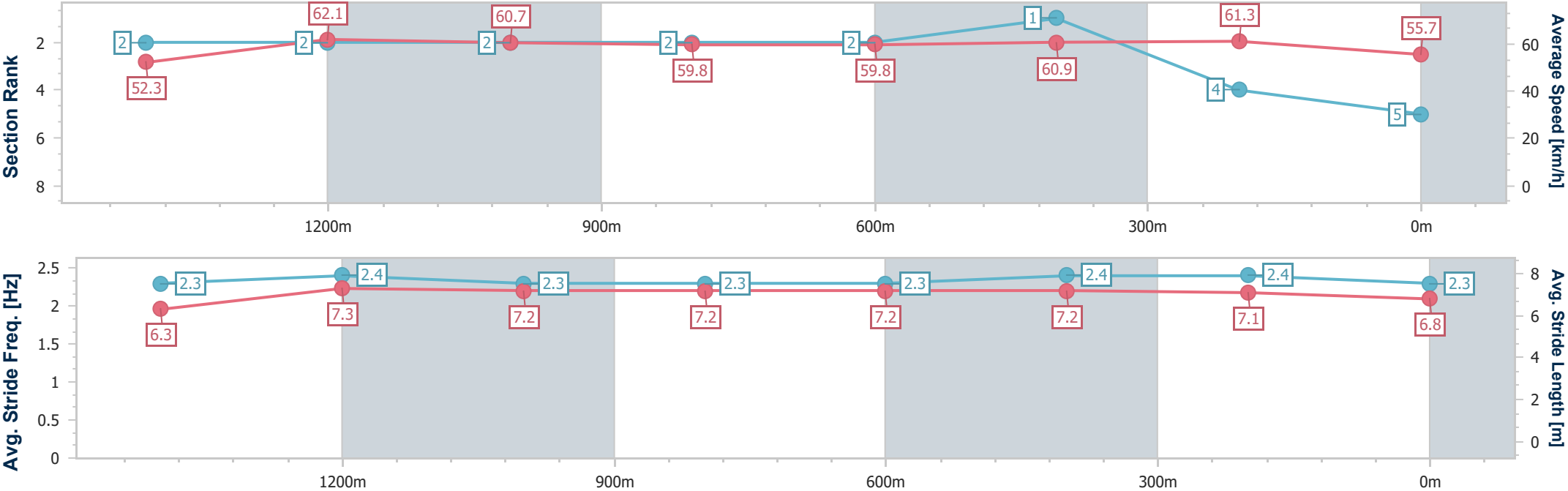
Horse/Jockey Name	He Is The Kiss
Final Rank	5
Fastest Section Time (Section)	0:11.58 (1400m)
Top Speed [km/h] (Section)	64.4 (Overall)
Race State	Finished



DoombenProfessional
Race 1: Gallopers Sports Club Maiden Plate - 1650m
11 February 2026 - 13:45
Track Rating: Soft 6, Weather: Fine, Rail Position: +9.5m Entire



Section	Overall	1400m	1200m	1000m	800m	600m	400m	200m					
Section Times	1:41.20 [5] (0:17.24)	1:23.96 [2] (0:11.58)	1:12.38 [2] (0:11.84)	1:00.54 [2] (0:12.07)	0:48.47 [2] (0:12.00)	0:36.47 [2] (0:11.81)	0:24.66 [1] (0:11.76)	0:12.90 [4] (0:12.90)					
Average Speed [km/h]	52.3	62.1	60.7	59.8	59.8	60.9	61.3	55.7					
Top Speed [km/h]	64.4	63.0	62.2	61.2	61.0	61.9	62.3	59.8					
Avg. Dist. to Rail [m]	1.6	0.3	0.4	0.3	0.2	0.3	0.5	0.6					
Avg. Stride Freq. [Hz]	2.3	2.4	2.3	2.3	2.3	2.4	2.4	2.3					
Avg. Stride Length [m]	6.3	7.3	7.2	7.2	7.2	7.2	7.1	6.8					





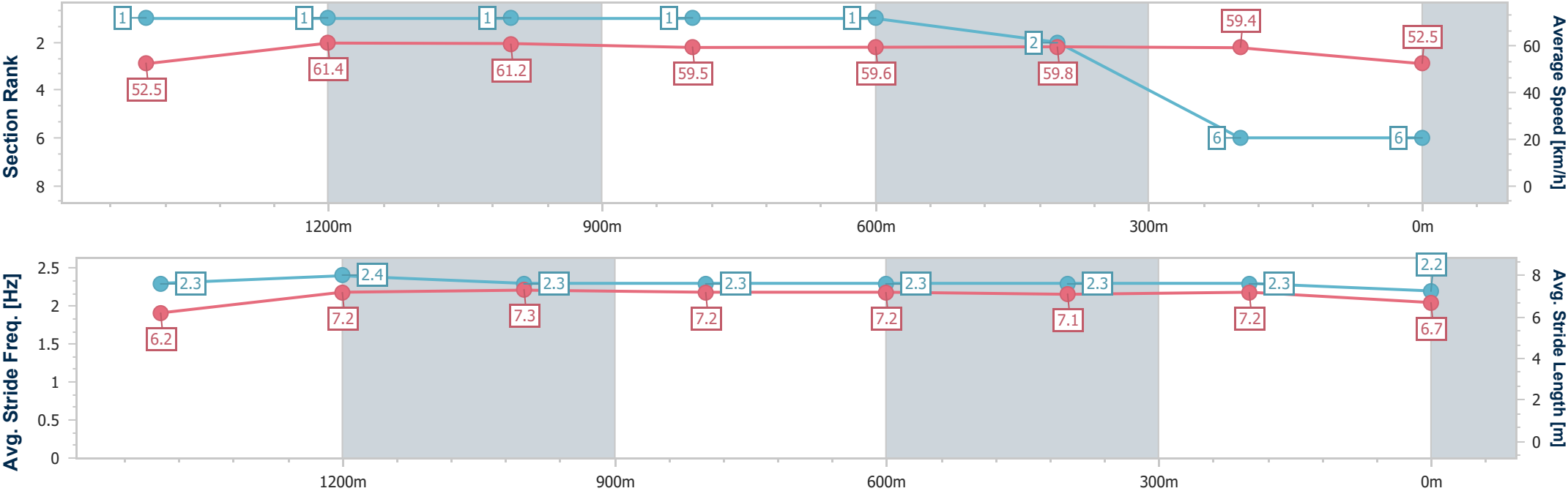
Horse/Jockey Name	Speegle
Final Rank	6
Fastest Section Time (Section)	0:11.66 (1400m)
Top Speed [km/h] (Section)	65.2 (Overall)
Race State	Finished



DoombenProfessional
Race 1: Gallopers Sports Club Maiden Plate - 1650m
11 February 2026 - 13:45
Track Rating: Soft 6, Weather: Fine, Rail Position: +9.5m Entire



Section	Overall	1400m	1200m	1000m	800m	600m	400m	200m					
Section Times	1:42.45 [6] (0:17.11)	1:25.34 [1] (0:11.66)	1:13.68 [1] (0:11.77)	1:01.91 [1] (0:12.04)	0:49.87 [1] (0:12.01)	0:37.86 [1] (0:12.07)	0:25.79 [2] (0:12.09)	0:13.70 [6] (0:13.70)					
Average Speed [km/h]	52.5	61.4	61.2	59.5	59.6	59.8	59.4	52.5					
Top Speed [km/h]	65.2	62.7	61.8	60.9	60.2	60.6	61.0	57.3					
Avg. Dist. to Rail [m]	0.7	1.4	1.7	1.5	1.0	0.3	1.2	2.5					
Avg. Stride Freq. [Hz]	2.3	2.4	2.3	2.3	2.3	2.3	2.3	2.2					
Avg. Stride Length [m]	6.2	7.2	7.3	7.2	7.2	7.1	7.2	6.7					



[] Ranking at each section and finish
-.-.- No data available at this section
NA No data available



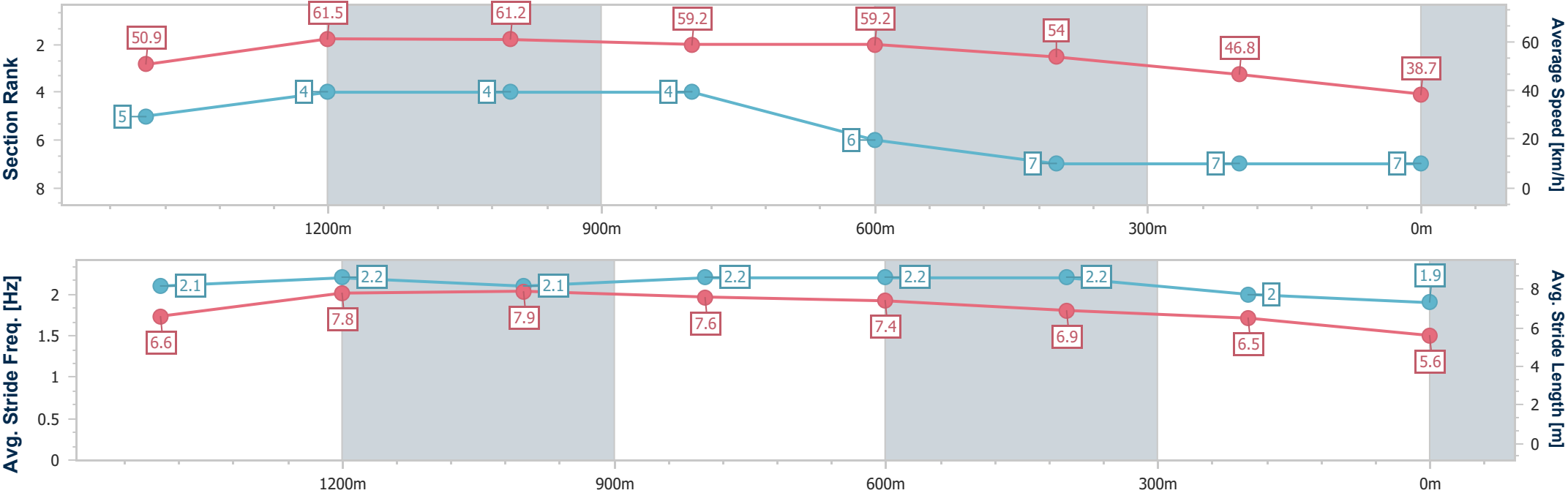
Horse/Jockey Name	French Riviera
Final Rank	7
Fastest Section Time (Section)	0:11.65 (1400m)
Top Speed [km/h] (Section)	62.4 (Overall)
Race State	Finished



DoombenProfessional
Race 1: Gallopers Sports Club Maiden Plate - 1650m
11 February 2026 - 13:45
Track Rating: Soft 6, Weather: Fine, Rail Position: +9.5m Entire



Section	Overall	1400m	1200m	1000m	800m	600m	400m	200m					
Section Times	1:52.56 [7] (0:17.60)	1:34.96 [5] (0:11.65)	1:23.31 [4] (0:11.78)	1:11.53 [4] (0:12.12)	0:59.41 [4] (0:12.17)	0:47.24 [6] (0:13.30)	0:33.94 [7] (0:15.36)	0:18.58 [7] (0:18.58)					
Average Speed [km/h]	50.9	61.5	61.2	59.2	59.2	54.0	46.8	38.7					
Top Speed [km/h]	62.4	62.3	61.8	60.3	59.4	58.0	49.4	43.4					
Avg. Dist. to Rail [m]	0.8	0.7	0.4	0.3	0.7	0.3	0.3	0.1					
Avg. Stride Freq. [Hz]	2.1	2.2	2.1	2.2	2.2	2.2	2.0	1.9					
Avg. Stride Length [m]	6.6	7.8	7.9	7.6	7.4	6.9	6.5	5.6					





DoombenProfessional
Race 2: Ladbrokes Quick Multi QTIS Three-Years-Old Maiden Handicap - 1650m

11 February 2026 - 14:19



BRISBANE
RACING CLUB

Track Rating: Soft 6, Weather: Fine, Rail Position: +9.5m Entire

Section						Overall	1400m	1200m	1000m	800m	600m	400m	Last 600m	
Field Times						1:40.99 (0:16.66)	1:24.33 (0:11.82)	1:12.51 (0:12.01)	1:00.50 (0:12.18)	0:48.32 (0:12.48)	0:35.84 (0:11.96)	0:23.88 (0:11.56)	0:35.84	
Rank	TAB	Horse/Jockey	Barrier	Top Speed [km/h]	Fastest Section									Distance Travelled [m]
1	6	BATTUTA	1	63.6	0:11.45	1:40.99 [1]	1:24.00 [4]	1:12.39 [3]	1:00.35 [3]	0:48.27 [2]	0:35.63 [4]	0:23.58 [4]	0:35.63	
		Andrew Mallyon		400m	400m	(0:16.99)	(0:11.61)	(0:12.04)	(0:12.08)	(0:12.64)	(0:12.05)	(0:11.45)		
2	11	WEEKEND SPIRIT	5	64.0	0:11.49	1:41.04 [2]	1:24.28 [2]	1:12.54 [2]	1:00.44 [2]	0:48.28 [3]	0:35.80 [2]	0:23.85 [2]	0:35.80	+4
		Emily Lang		1400m	400m	(0:16.76)	(0:11.74)	(0:12.10)	(0:12.16)	(0:12.48)	(0:11.95)	(0:11.49)		
3	3	RUSTY TYCOON	2	64.3	0:11.56	1:41.30 [3]	1:24.38 [3]	1:12.61 [4]	1:00.52 [4]	0:48.44 [4]	0:35.96 [3]	0:24.06 [3]	0:35.96	+5
		Damien Thornton		1400m	400m	(0:16.92)	(0:11.77)	(0:12.09)	(0:12.08)	(0:12.48)	(0:11.90)	(0:11.56)		
4	2	PASS THE PEAK	8	63.8	0:11.58	1:41.39 [4]	1:23.97 [7]	1:12.37 [6]	1:00.00 [7]	0:47.91 [7]	0:35.46 [7]	0:23.50 [6]	0:35.46	+4
		Brandon Lerena		400m	400m	(0:17.42)	(0:11.60)	(0:12.37)	(0:12.09)	(0:12.45)	(0:11.96)	(0:11.58)		
5	1	ARTISTIC ENDEAVOUR	3	64.5	0:11.37	1:41.42 [5]	1:24.31 [5]	1:12.37 [7]	1:00.21 [5]	0:48.13 [6]	0:35.69 [6]	0:23.89 [5]	0:35.69	+5
		Corey Sutherland		400m	400m	(0:17.11)	(0:11.94)	(0:12.16)	(0:12.08)	(0:12.44)	0:35.69 [6]	0:23.89 [5]		
6	7	KATIE AINE	4	64.9	0:11.56	1:41.43 [6]	1:24.77 [1]	1:12.95 [1]	1:00.94 [1]	0:48.76 [1]	0:36.28 [1]	0:24.32 [1]	0:36.28	+2
		Tahlia Fenlon		Overall	400m	(0:16.66)	(0:11.82)	(0:12.01)	(0:12.18)	(0:12.48)	(0:11.96)	(0:11.56)		
7	8	STRIKE ME PINK	9	63.5	0:11.93	1:43.44 [7]	1:26.12 [6]	1:14.19 [8]	1:01.89 [8]	0:49.80 [8]	0:37.44 [8]	0:25.48 [7]	0:37.44	+2
		Jake Bayliss		Overall	1400m	(0:17.32)	(0:11.93)	(0:12.30)	(0:12.09)	(0:12.36)	(0:11.96)	(0:11.95)		
8	10	LITTLE MISS CLASSY	7	65.6	0:11.31	1:43.60 [8]	1:24.10 [9]	1:12.76 [9]	1:01.45 [9]	0:49.55 [9]	0:37.33 [9]	0:25.25 [9]	0:37.33	+2
		Daniel Moor		1200m	1200m	(0:19.50)	(0:11.34)	(0:11.31)	(0:11.90)	0:49.55 [9]	0:37.33 [9]	0:25.25 [9]		
9	5	FRANKLYIRESISTIBLE	6	63.5	0:11.55	1:44.17 [9]	1:26.73 [8]	1:15.18 [5]	1:02.96 [5]	0:50.89 [5]	0:38.45 [5]	0:26.14 [8]	0:38.45	+3
		Cejay Graham		1400m	1400m	(0:17.44)	(0:11.55)	(0:12.22)	(0:12.07)	(0:12.44)	(0:12.31)	(0:12.26)		

Scratched: Lady Tangalooma (#9), Pronto Percy (#12), Hello Dolly Diva (#4)



DoombenProfessional
Race 2: Ladbrokes Quick Multi QTIS Three-Years-Old Maiden Handicap - 1650m

11 February 2026 - 14:19



BRISBANE
RACING CLUB

Track Rating: Soft 6, Weather: Fine, Rail Position: +9.5m Entire

Section				200m				Last 600m	
Field Times				0:12.32		(0:12.32)		0:35.84	
Rank	TAB	Horse/Jockey	Barrier	Top Speed [km/h]	Fastest Section	Margin		Distance Travelled [m]	
1	6	BATTUTA	1	63.6	0:11.45	0:12.13 [4]	1:40.99	0:35.63	
		Andrew Mallyon		400m	400m	(0:12.13)			
2	11	WEEKEND SPIRIT	5	64.0	0:11.49	0:12.36 [2]	0.31L	0:35.80	
		Emily Lang		1400m	400m	(0:12.36)		+4	
3	3	RUSTY TYCOON	2	64.3	0:11.56	0:12.50 [3]	1.86L	0:35.96	
		Damien Thornton		1400m	400m	(0:12.50)		+5	
4	2	PASS THE PEAK	8	63.8	0:11.58	0:11.92 [6]	2.38L	0:35.46	
		Brandon Lerena		400m	400m	(0:11.92)		+4	
5	1	ARTISTIC ENDEAVOUR	3	64.5	0:11.37	0:12.52 [5]	2.54L	0:35.69	
		Corey Sutherland		400m	400m	(0:12.52)		+5	
6	7	KATIE AINE	4	64.9	0:11.56	0:12.76 [1]	2.59L	0:36.28	
		Tahlia Fenlon		Overall	400m	(0:12.76)		+2	
7	8	STRIKE ME PINK	9	63.5	0:11.93	0:13.53 [7]	14.44L	0:37.44	
		Jake Bayliss		Overall	1400m	(0:13.53)		+2	
8	10	LITTLE MISS CLASSY	7	65.6	0:11.31	0:13.28 [9]	15.39L	0:37.33	
		Daniel Moor		1200m	1200m	(0:13.28)		+2	
9	5	FRANKLYIRESISTIBLE	6	63.5	0:11.55	0:13.88 [8]	18.74L	0:38.45	
		Cejay Graham		1400m	1400m	(0:13.88)		+3	

Scratched: Lady Tangalooma (#9), Pronto Percy (#12), Hello Dolly Diva (#4)



Horse/Jockey Name	Battuta
Final Rank	1
Fastest Section Time (Section)	0:11.45 (400m)
Top Speed [km/h] (Section)	63.6 (400m)
Race State	Finished

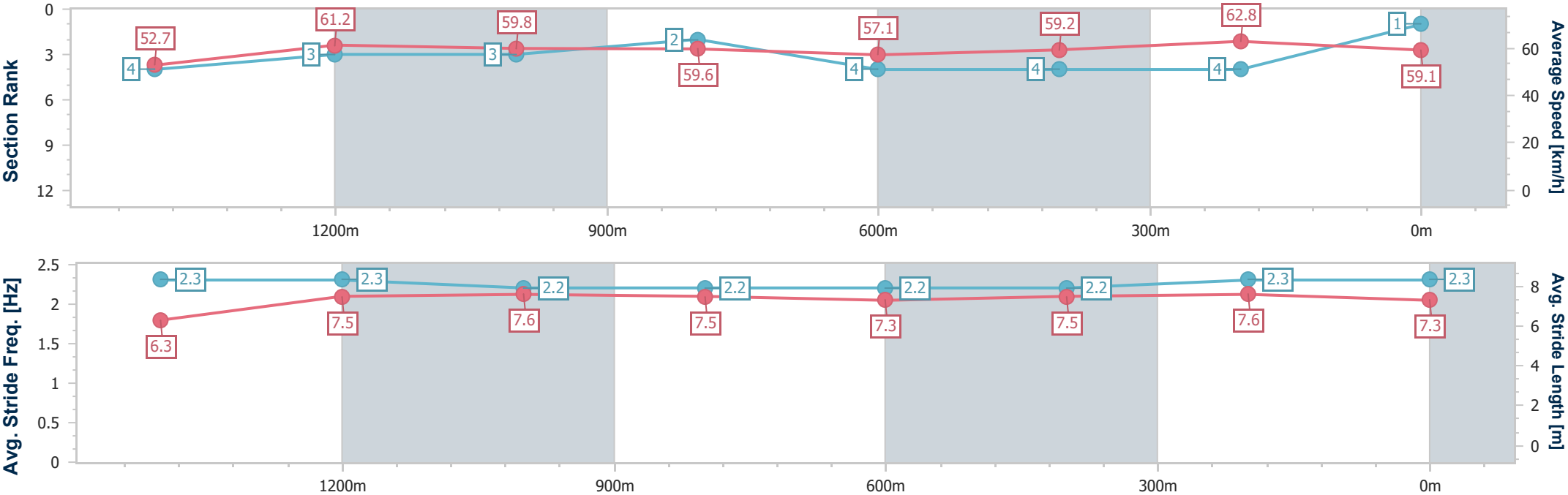


DoombenProfessional
Race 2: Ladbrokes Quick Multi QTIS Three-Years-Old Maiden
Handicap - 1650m
11 February 2026 - 14:19
Track Rating: Soft 6, Weather: Fine, Rail Position: +9.5m Entire



BRISBANE
RACING CLUB

Section	Overall	1400m	1200m	1000m	800m	600m	400m	200m					
Section Times	1:40.99 [1] (0:16.99)	1:24.00 [4] (0:11.61)	1:12.39 [3] (0:12.04)	1:00.35 [3] (0:12.08)	0:48.27 [2] (0:12.64)	0:35.63 [4] (0:12.05)	0:23.58 [4] (0:11.45)	0:12.13 [4] (0:12.13)					
Average Speed [km/h]	52.7	61.2	59.8	59.6	57.1	59.2	62.8	59.1					
Top Speed [km/h]	63.4	63.5	60.1	60.1	58.9	60.9	63.6	62.3					
Avg. Dist. to Rail [m]	3.1	2.1	1.3	0.7	0.6	1.1	2.1	0.5					
Avg. Stride Freq. [Hz]	2.3	2.3	2.2	2.2	2.2	2.2	2.3	2.3					
Avg. Stride Length [m]	6.3	7.5	7.6	7.5	7.3	7.5	7.6	7.3					



[] Ranking at each section and finish
-.-.- No data available at this section
NA No data available



Horse/Jockey Name	Weekend Spirit
Final Rank	2
Fastest Section Time (Section)	0:11.49 (400m)
Top Speed [km/h] (Section)	64.0 (1400m)
Race State	Finished

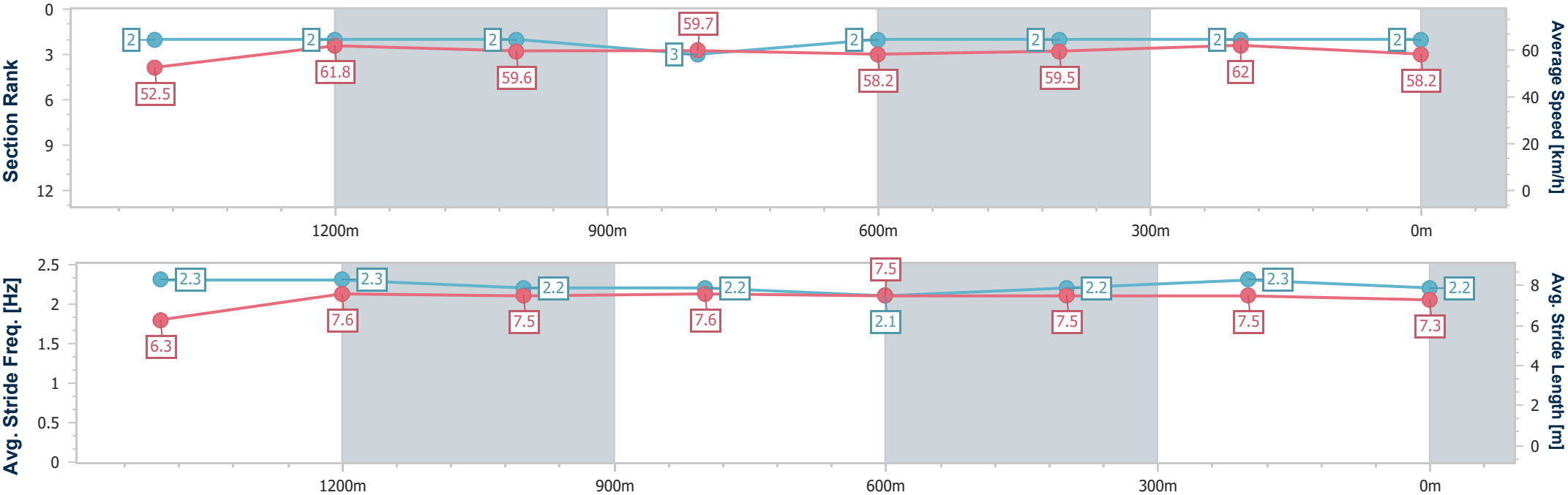


DoombenProfessional
Race 2: Ladbrokes Quick Multi QTIS Three-Years-Old Maiden
Handicap - 1650m
11 February 2026 - 14:19
Track Rating: Soft 6, Weather: Fine, Rail Position: +9.5m Entire



BRISBANE
RACING CLUB

Section	Overall	1400m	1200m	1000m	800m	600m	400m	200m					
Section Times	1:41.04 [2] (0:16.76)	1:24.28 [2] (0:11.74)	1:12.54 [2] (0:12.10)	1:00.44 [2] (0:12.16)	0:48.28 [3] (0:12.48)	0:35.80 [2] (0:11.95)	0:23.85 [2] (0:11.49)	0:12.36 [2] (0:12.36)					
Average Speed [km/h]	52.5	61.8	59.6	59.7	58.2	59.5	62.0	58.2					
Top Speed [km/h]	63.6	64.0	61.9	60.7	60.2	61.3	63.4	63.3					
Avg. Dist. to Rail [m]	1.4	0.3	0.9	1.3	0.9	0.4	0.4	0.6					
Avg. Stride Freq. [Hz]	2.3	2.3	2.2	2.2	2.1	2.2	2.3	2.2					
Avg. Stride Length [m]	6.3	7.6	7.5	7.6	7.5	7.5	7.5	7.3					





Horse/Jockey Name	Rusty Tycoon
Final Rank	3
Fastest Section Time (Section)	0:11.56 (400m)
Top Speed [km/h] (Section)	64.3 (1400m)
Race State	Finished

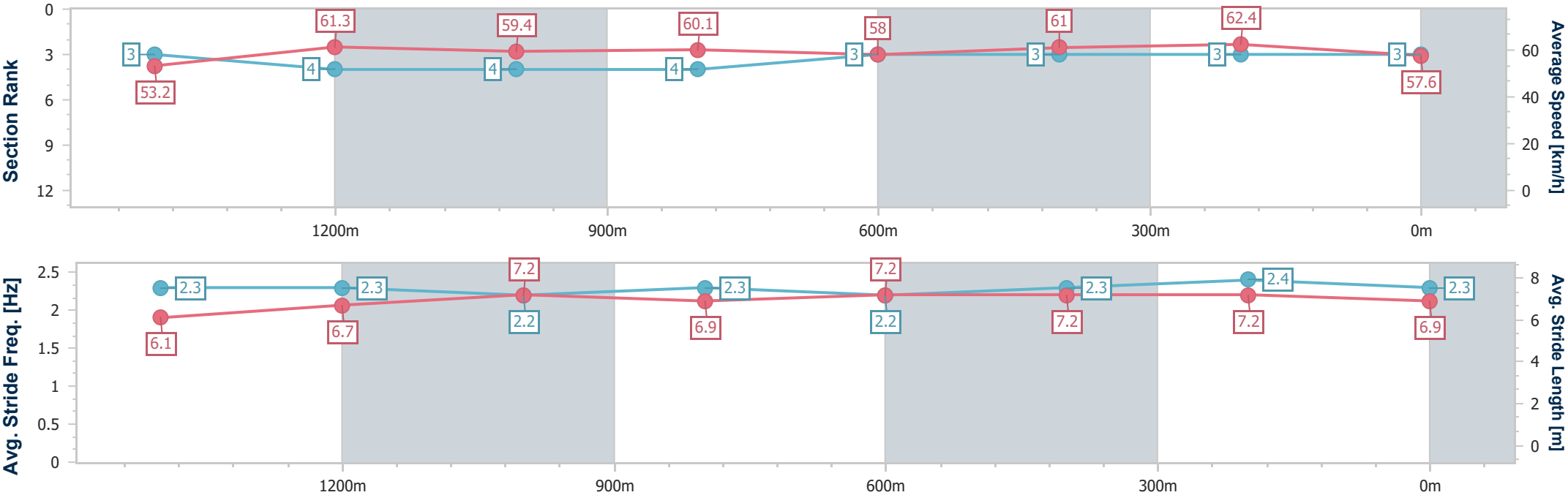


DoombenProfessional
Race 2: Ladbrokes Quick Multi QTIS Three-Years-Old Maiden
Handicap - 1650m
11 February 2026 - 14:19
Track Rating: Soft 6, Weather: Fine, Rail Position: +9.5m Entire



BRISBANE
RACING CLUB

Section	Overall	1400m	1200m	1000m	800m	600m	400m	200m					
Section Times	1:41.30 [3] (0:16.92)	1:24.38 [3] (0:11.77)	1:12.61 [4] (0:12.09)	1:00.52 [4] (0:12.08)	0:48.44 [4] (0:12.48)	0:35.96 [3] (0:11.90)	0:24.06 [3] (0:11.56)	0:12.50 [3] (0:12.50)					
Average Speed [km/h]	53.2	61.3	59.4	60.1	58.0	61.0	62.4	57.6					
Top Speed [km/h]	64.3	64.3	60.1	60.5	59.2	62.2	63.6	61.5					
Avg. Dist. to Rail [m]	0.7	0.6	0.9	1.5	1.6	1.0	2.9	4.7					
Avg. Stride Freq. [Hz]	2.3	2.3	2.2	2.3	2.2	2.3	2.4	2.3					
Avg. Stride Length [m]	6.1	6.7	7.2	6.9	7.2	7.2	7.2	6.9					



[] Ranking at each section and finish
-.-.- No data available at this section
NA No data available



Horse/Jockey Name	Pass The Peak
Final Rank	4
Fastest Section Time (Section)	0:11.58 (400m)
Top Speed [km/h] (Section)	63.8 (400m)
Race State	Finished

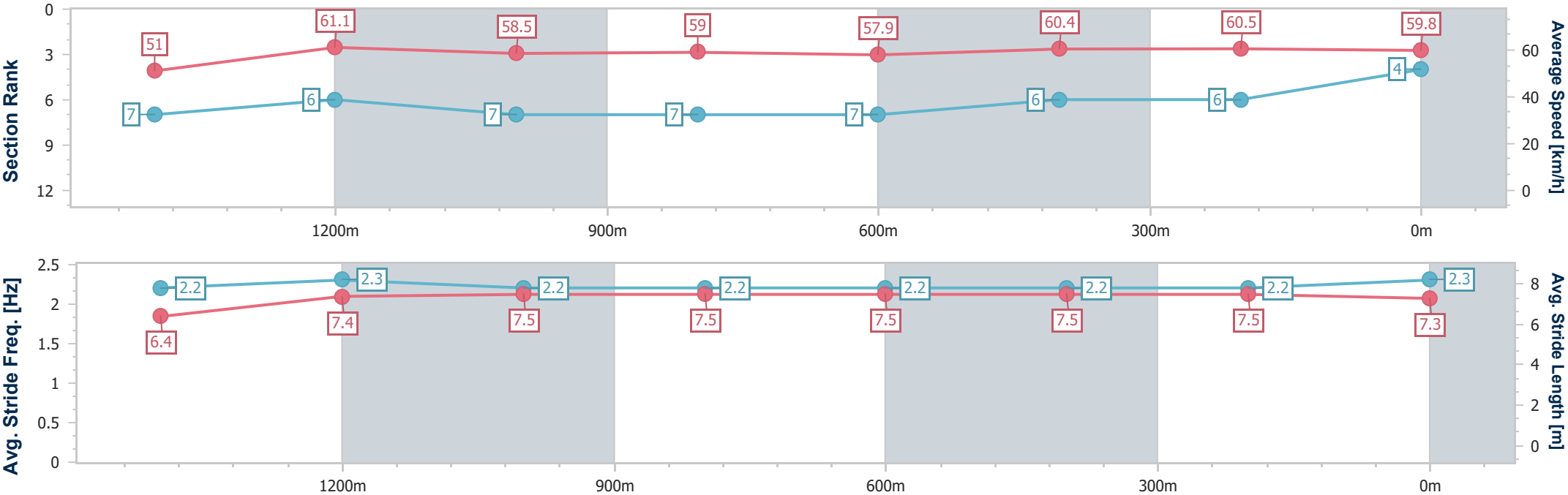


DoombenProfessional
Race 2: Ladbrokes Quick Multi QTIS Three-Years-Old Maiden
Handicap - 1650m
11 February 2026 - 14:19
Track Rating: Soft 6, Weather: Fine, Rail Position: +9.5m Entire



BRISBANE
RACING CLUB

Section	Overall	1400m	1200m	1000m	800m	600m	400m	200m					
Section Times	1:41.39 [4] (0:17.42)	1:23.97 [7] (0:11.60)	1:12.37 [6] (0:12.37)	1:00.00 [7] (0:12.09)	0:47.91 [7] (0:12.45)	0:35.46 [7] (0:11.96)	0:23.50 [6] (0:11.58)	0:11.92 [6] (0:11.92)					
Average Speed [km/h]	51.0	61.1	58.5	59.0	57.9	60.4	60.5	59.8					
Top Speed [km/h]	60.9	63.1	62.5	60.7	61.1	62.2	63.8	63.1					
Avg. Dist. to Rail [m]	1.9	1.2	0.8	0.7	1.8	2.2	4.4	7.1					
Avg. Stride Freq. [Hz]	2.2	2.3	2.2	2.2	2.2	2.2	2.2	2.3					
Avg. Stride Length [m]	6.4	7.4	7.5	7.5	7.5	7.5	7.5	7.3					



[] Ranking at each section and finish
- - - - No data available at this section
NA No data available



Horse/Jockey Name	Artistic Endeavour
Final Rank	5
Fastest Section Time (Section)	0:11.37 (400m)
Top Speed [km/h] (Section)	64.5 (400m)
Race State	Finished

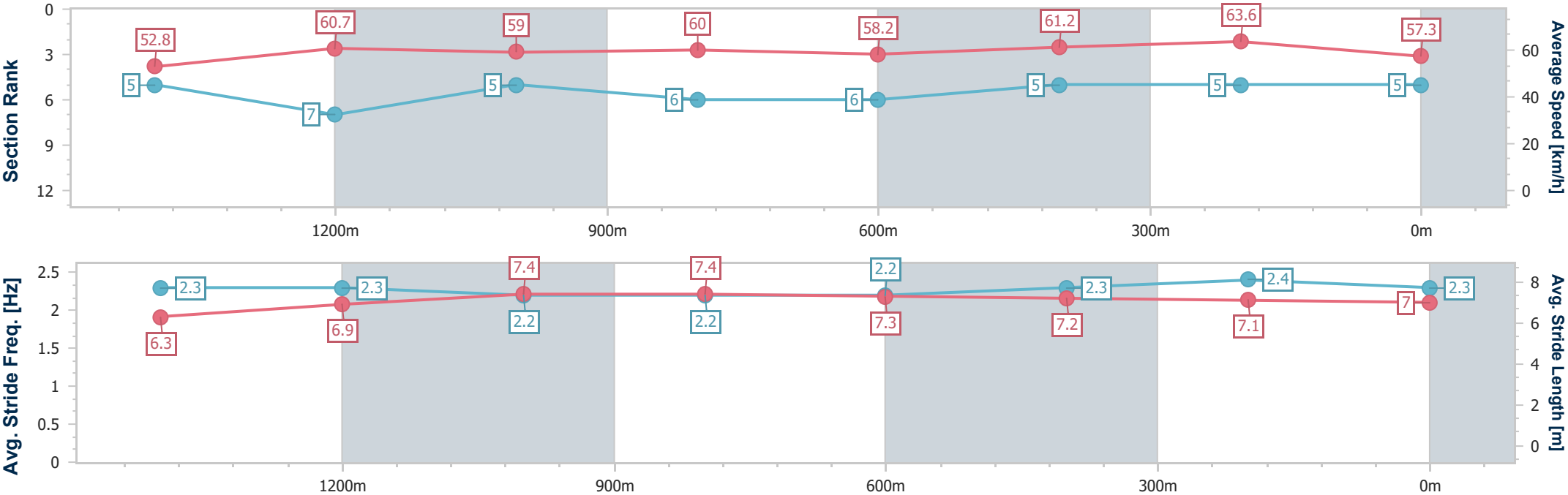


DoombenProfessional
Race 2: Ladbrokes Quick Multi QTIS Three-Years-Old Maiden
Handicap - 1650m
11 February 2026 - 14:19
Track Rating: Soft 6, Weather: Fine, Rail Position: +9.5m Entire



BRISBANE
RACING CLUB

Section	Overall	1400m	1200m	1000m	800m	600m	400m	200m					
Section Times	1:41.42 [5] (0:17.11)	1:24.31 [5] (0:11.94)	1:12.37 [7] (0:12.16)	1:00.21 [5] (0:12.08)	0:48.13 [6] (0:12.44)	0:35.69 [6] (0:11.80)	0:23.89 [5] (0:11.37)	0:12.52 [5] (0:12.52)					
Average Speed [km/h]	52.8	60.7	59.0	60.0	58.2	61.2	63.6	57.3					
Top Speed [km/h]	62.8	62.2	59.9	61.2	60.5	62.9	64.5	61.4					
Avg. Dist. to Rail [m]	0.6	1.1	1.4	1.6	1.2	0.6	1.8	3.6					
Avg. Stride Freq. [Hz]	2.3	2.3	2.2	2.2	2.2	2.3	2.4	2.3					
Avg. Stride Length [m]	6.3	6.9	7.4	7.4	7.3	7.2	7.1	7.0					





Horse/Jockey Name	Katie Aine
Final Rank	6
Fastest Section Time (Section)	0:11.56 (400m)
Top Speed [km/h] (Section)	64.9 (Overall)
Race State	Finished

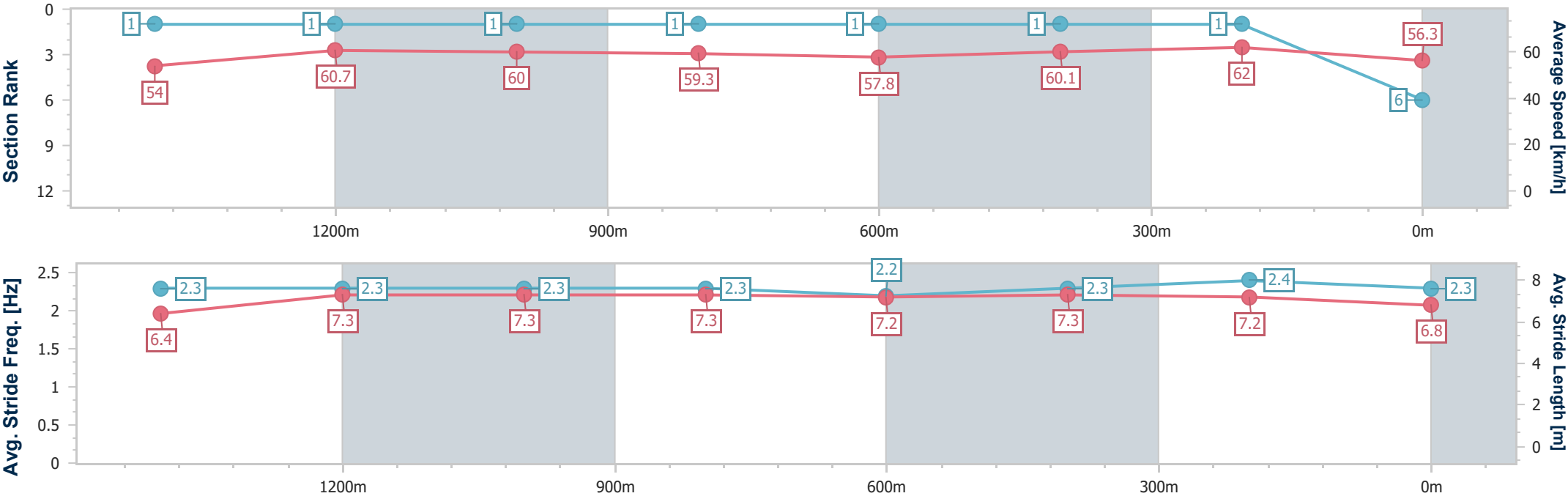


DoombenProfessional
Race 2: Ladbrokes Quick Multi QTIS Three-Years-Old Maiden
Handicap - 1650m
11 February 2026 - 14:19
Track Rating: Soft 6, Weather: Fine, Rail Position: +9.5m Entire



BRISBANE
RACING CLUB

Section	Overall	1400m	1200m	1000m	800m	600m	400m	200m					
Section Times	1:41.43 [6] (0:16.66)	1:24.77 [1] (0:11.82)	1:12.95 [1] (0:12.01)	1:00.94 [1] (0:12.18)	0:48.76 [1] (0:12.48)	0:36.28 [1] (0:11.96)	0:24.32 [1] (0:11.56)	0:12.76 [1] (0:12.76)					
Average Speed [km/h]	54.0	60.7	60.0	59.3	57.8	60.1	62.0	56.3					
Top Speed [km/h]	64.9	62.5	60.3	60.1	58.8	61.5	63.0	60.5					
Avg. Dist. to Rail [m]	1.0	0.4	0.3	0.5	0.3	0.9	1.4	1.1					
Avg. Stride Freq. [Hz]	2.3	2.3	2.3	2.3	2.2	2.3	2.4	2.3					
Avg. Stride Length [m]	6.4	7.3	7.3	7.3	7.2	7.3	7.2	6.8					





Horse/Jockey Name	Strike Me Pink
Final Rank	7
Fastest Section Time (Section)	0:11.93 (1400m)
Top Speed [km/h] (Section)	63.5 (Overall)
Race State	Finished

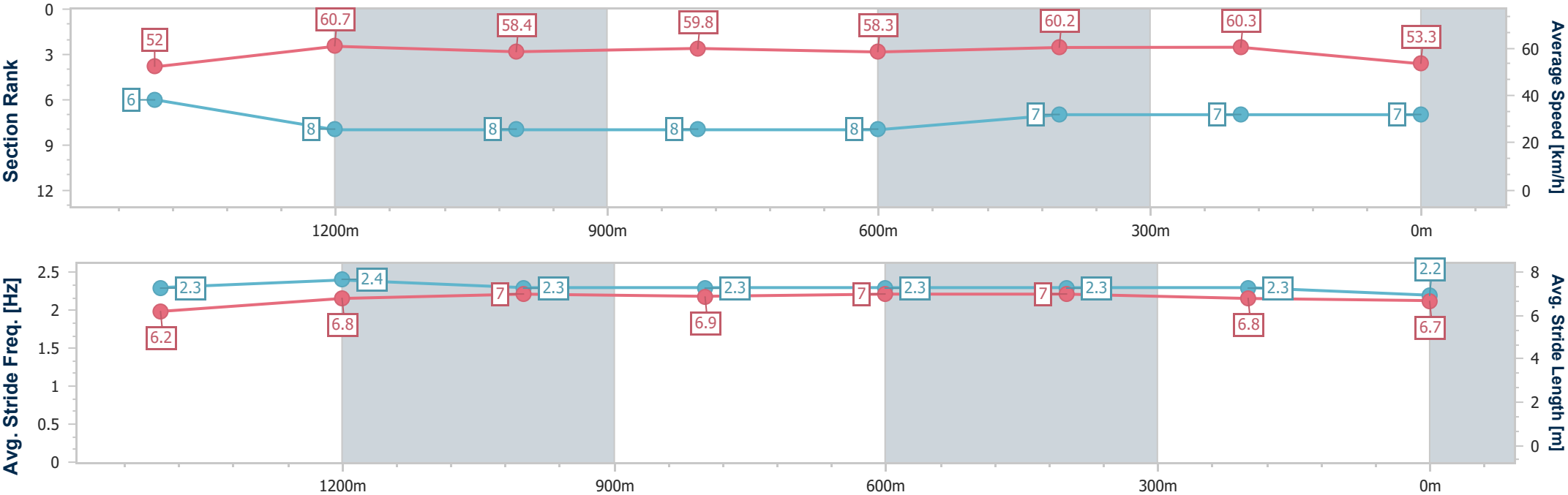


DoombenProfessional
Race 2: Ladbrokes Quick Multi QTIS Three-Years-Old Maiden
Handicap - 1650m
11 February 2026 - 14:19
Track Rating: Soft 6, Weather: Fine, Rail Position: +9.5m Entire



BRISBANE
RACING CLUB

Section	Overall	1400m	1200m	1000m	800m	600m	400m	200m					
Section Times	1:43.44 [7] (0:17.32)	1:26.12 [6] (0:11.93)	1:14.19 [8] (0:12.30)	1:01.89 [8] (0:12.09)	0:49.80 [8] (0:12.36)	0:37.44 [8] (0:11.96)	0:25.48 [7] (0:11.95)	0:13.53 [7] (0:13.53)					
Average Speed [km/h]	52.0	60.7	58.4	59.8	58.3	60.2	60.3	53.3					
Top Speed [km/h]	63.5	62.7	59.2	61.2	61.3	61.0	61.6	57.3					
Avg. Dist. to Rail [m]	2.8	0.8	0.7	0.6	0.4	0.2	1.4	1.5					
Avg. Stride Freq. [Hz]	2.3	2.4	2.3	2.3	2.3	2.3	2.3	2.2					
Avg. Stride Length [m]	6.2	6.8	7.0	6.9	7.0	7.0	6.8	6.7					



[] Ranking at each section and finish
- - - - No data available at this section
NA No data available



Horse/Jockey Name	Little Miss Classy
Final Rank	8
Fastest Section Time (Section)	0:11.31 (1200m)
Top Speed [km/h] (Section)	65.6 (1200m)
Race State	Finished

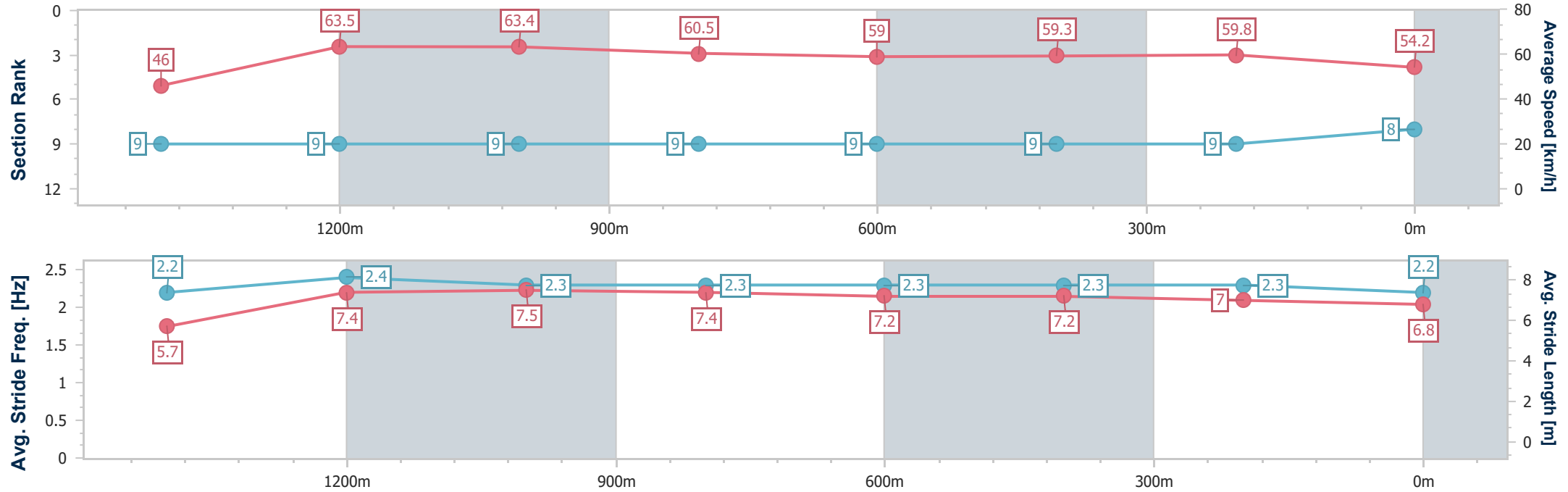


DoombenProfessional
Race 2: Ladbrokes Quick Multi QTIS Three-Years-Old Maiden
Handicap - 1650m
11 February 2026 - 14:19
Track Rating: Soft 6, Weather: Fine, Rail Position: +9.5m Entire



BRISBANE
RACING CLUB

Section	Overall	1400m	1200m	1000m	800m	600m	400m	200m					
Section Times	1:43.60 [8] (0:19.50)	1:24.10 [9] (0:11.34)	1:12.76 [9] (0:11.31)	1:01.45 [9] (0:11.90)	0:49.55 [9] (0:12.22)	0:37.33 [9] (0:12.08)	0:25.25 [9] (0:11.97)	0:13.28 [9] (0:13.28)					
Average Speed [km/h]	46.0	63.5	63.4	60.5	59.0	59.3	59.8	54.2					
Top Speed [km/h]	62.9	65.4	65.6	62.8	60.8	60.0	62.4	58.0					
Avg. Dist. to Rail [m]	1.7	0.6	0.5	0.4	0.1	1.2	1.5	1.3					
Avg. Stride Freq. [Hz]	2.2	2.4	2.3	2.3	2.3	2.3	2.3	2.2					
Avg. Stride Length [m]	5.7	7.4	7.5	7.4	7.2	7.2	7.0	6.8					





Horse/Jockey Name	Franklyiresistible
Final Rank	9
Fastest Section Time (Section)	0:11.55 (1400m)
Top Speed [km/h] (Section)	63.5 (1400m)
Race State	Finished

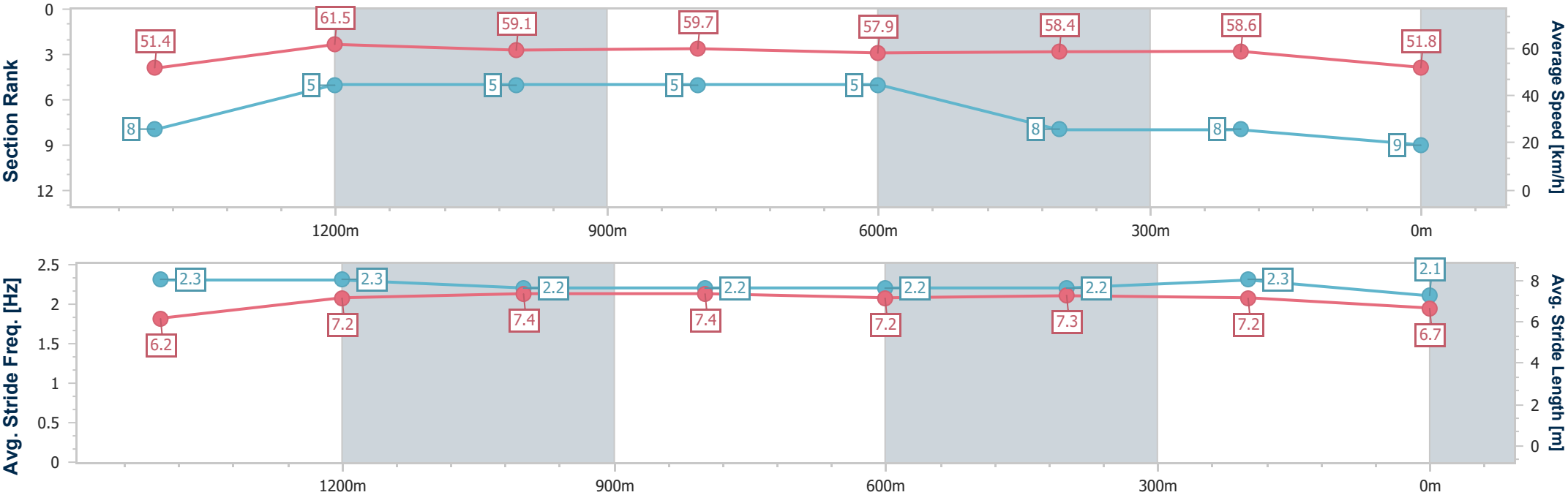


DoombenProfessional
Race 2: Ladbrokes Quick Multi QTIS Three-Years-Old Maiden
Handicap - 1650m
11 February 2026 - 14:19
Track Rating: Soft 6, Weather: Fine, Rail Position: +9.5m Entire



BRISBANE
RACING CLUB

Section	Overall	1400m	1200m	1000m	800m	600m	400m	200m					
Section Times	1:44.17 [9] (0:17.44)	1:26.73 [8] (0:11.55)	1:15.18 [5] (0:12.22)	1:02.96 [5] (0:12.07)	0:50.89 [5] (0:12.44)	0:38.45 [5] (0:12.31)	0:26.14 [8] (0:12.26)	0:13.88 [8] (0:13.88)					
Average Speed [km/h]	51.4	61.5	59.1	59.7	57.9	58.4	58.6	51.8					
Top Speed [km/h]	63.3	63.5	60.4	60.3	60.4	59.3	59.7	56.9					
Avg. Dist. to Rail [m]	1.8	2.0	1.4	0.8	0.3	0.3	0.5	0.7					
Avg. Stride Freq. [Hz]	2.3	2.3	2.2	2.2	2.2	2.2	2.3	2.1					
Avg. Stride Length [m]	6.2	7.2	7.4	7.4	7.2	7.3	7.2	6.7					





DoombenProfessional

Race 3: Become a BRC Member Maiden Plate - 1110m

11 February 2026 - 14:53



BRISBANE
RACING CLUB

Track Rating: Soft 6, Weather: Fine, Rail Position: +9.5m Entire

Section		Overall				1000m	800m	600m	400m	200m	Last 600m		
Field Times		1:04.86 (0:08.46)				0:56.40 (0:10.75)	0:45.65 (0:11.35)	0:34.30 (0:11.26)	0:23.04 (0:11.29)	0:11.75 (0:11.75)	0:34.30		
Rank	TAB Horse/Jockey	Barrier	Top Speed [km/h]	Fastest Section							Margin	Distance Travelled [m]	
1	7 MEADOWBROOK Vlad Duric	3	68.1 800m	0:08.85 Overall	1:04.86 [1] (0:08.85)	0:56.01 [7] (0:11.11)	0:44.90 [6] (0:11.00)	0:33.90 [4] (0:11.09)	0:22.81 [3] (0:11.08)	0:11.73 [2] (0:11.73)	1:04.86	0:33.90	
2	1 WILIAMTHECONQUEROR Boris Thornton	1	66.6 400m	0:08.79 Overall	1:05.01 [2] (0:08.79)	0:56.22 [6] (0:11.11)	0:45.11 [4] (0:11.09)	0:34.02 [5] (0:11.16)	0:22.86 [4] (0:11.02)	0:11.84 [3] (0:11.84)	0.88L	0:34.02	+4
3	9 EDGE OF INFINITY Damien Thornton	2	67.2 400m	0:09.06 Overall	1:05.08 [3] (0:09.06)	0:56.02 [9] (0:11.24)	0:44.78 [9] (0:11.15)	0:33.63 [9] (0:11.06)	0:22.57 [6] (0:10.86)	0:11.71 [5] (0:11.71)	1.29L	0:33.63	+5
4	5 ARISTOCRATIC GIRL Georgina Cartwright	4	67.7 1000m	0:08.57 Overall	1:05.12 [4] (0:08.57)	0:56.55 [3] (0:10.83)	0:45.72 [2] (0:11.18)	0:34.54 [2] (0:11.33)	0:23.21 [2] (0:11.20)	0:12.01 [1] (0:12.01)	1.51L	0:34.54	+3
5	4 TORO CHASE Daniel Moor	7	65.9 800m	0:08.77 Overall	1:05.43 [5] (0:08.77)	0:56.66 [5] (0:11.28)	0:45.38 [7] (0:11.20)	0:34.18 [7] (0:11.32)	0:22.86 [7] (0:11.09)	0:11.77 [7] (0:11.77)	3.3L	0:34.18	+4
6	11 MEDITERRA Ben Thompson	9	67.5 400m	0:08.98 Overall	1:05.52 [6] (0:08.98)	0:56.54 [8] (0:11.24)	0:45.30 [8] (0:11.19)	0:34.11 [8] (0:11.38)	0:22.73 [9] (0:10.81)	0:11.92 [6] (0:11.92)	3.88L	0:34.11	+7
7	8 TSZYUYA Emily Lang	5	68.4 1000m	0:08.46 Overall	1:05.70 [7] (0:08.46)	0:57.24 [1] (0:10.75)	0:46.49 [1] (0:11.35)	0:35.14 [1] (0:11.26)	0:23.88 [1] (0:11.39)	0:12.49 [4] (0:12.49)	4.92L	0:35.14	+4
8	2 COPPER STAR Jasper Franklin	6	67.0 1000m	0:08.47 Overall	1:06.38 [8] (0:08.47)	0:57.91 [2] (0:11.11)	0:46.80 [3] (0:11.30)	0:35.50 [3] (0:11.45)	0:24.05 [5] (0:11.49)	0:12.56 [8] (0:12.56)	8.94L	0:35.50	+6
9	12 MISS ANDERS Fred Larson	8	66.0 800m	0:08.68 Overall	1:07.49 [9] (0:08.68)	0:58.81 [4] (0:11.23)	0:47.58 [5] (0:11.18)	0:36.40 [6] (0:11.53)	0:24.87 [8] (0:11.67)	0:13.20 [9] (0:13.20)	15.45L	0:36.40	+7

Scratched: Ciphertext (#6), Euphoric Miss (#10), Fasvara (#3)



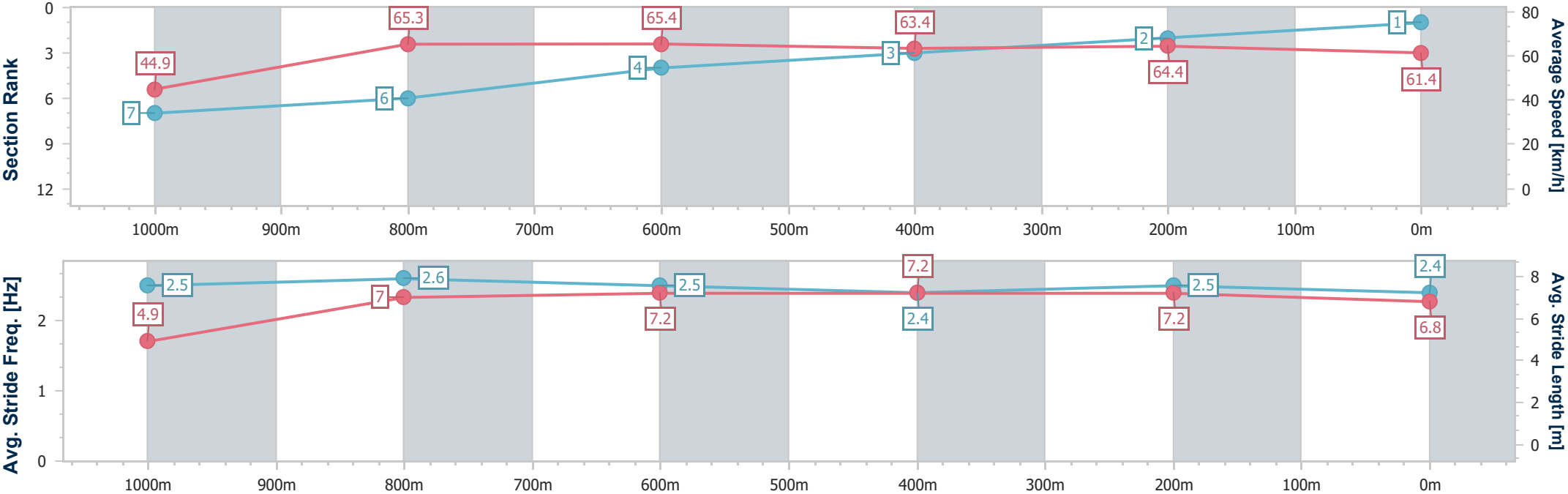
Horse/Jockey Name	Meadowbrook
Final Rank	1
Fastest Section Time (Section)	0:08.85 (Overall)
Top Speed [km/h] (Section)	68.1 (800m)
Race State	Finished



DoombenProfessional
Race 3: Become a BRC Member Maiden Plate - 1110m
11 February 2026 - 14:53
Track Rating: Soft 6, Weather: Fine, Rail Position: +9.5m Entire



Section	Overall	1000m	800m	600m	400m	200m								
Section Times	1:04.86 [1] (0:08.85)	0:56.01 [7] (0:11.11)	0:44.90 [6] (0:11.00)	0:33.90 [4] (0:11.09)	0:22.81 [3] (0:11.08)	0:11.73 [2] (0:11.73)								
Average Speed [km/h]	44.9	65.3	65.4	63.4	64.4	61.4								
Top Speed [km/h]	64.6	67.6	68.1	65.0	65.7	63.9								
Avg. Dist. to Rail [m]	3.0	3.8	1.5	4.4	4.1	1.1								
Avg. Stride Freq. [Hz]	2.5	2.6	2.5	2.4	2.5	2.4								
Avg. Stride Length [m]	4.9	7.0	7.2	7.2	7.2	6.8								





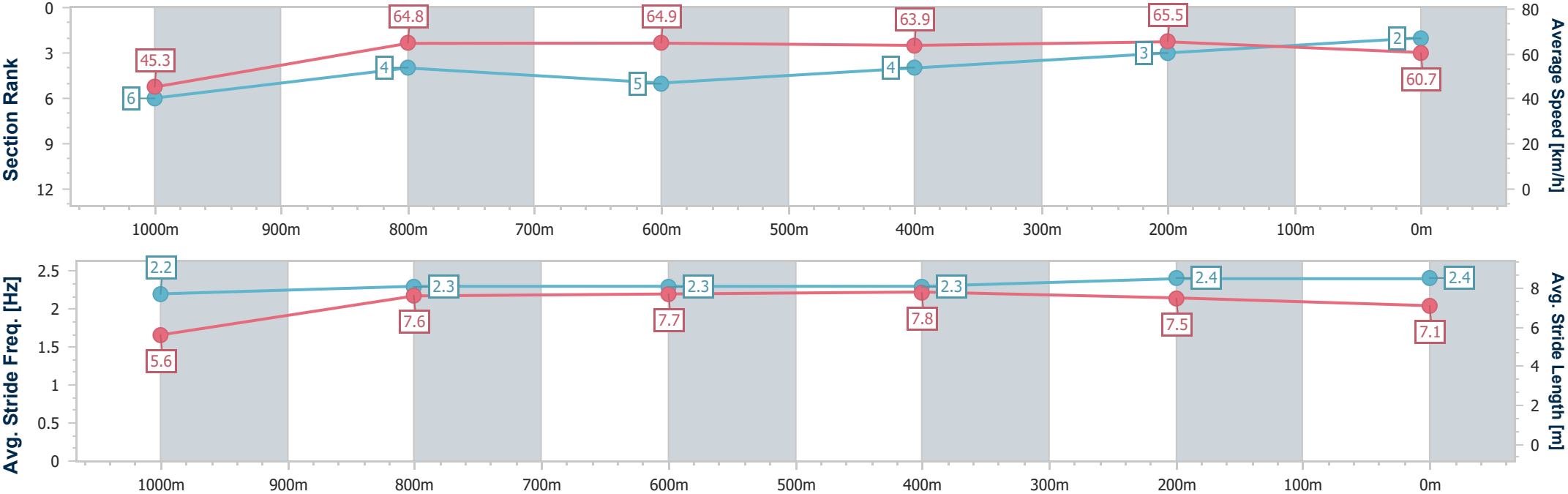
Horse/Jockey Name	Wiliamtheconqueror
Final Rank	2
Fastest Section Time (Section)	0:08.79 (Overall)
Top Speed [km/h] (Section)	66.6 (400m)
Race State	Finished



DoombenProfessional
Race 3: Become a BRC Member Maiden Plate - 1110m
11 February 2026 - 14:53
Track Rating: Soft 6, Weather: Fine, Rail Position: +9.5m Entire



Section	Overall	1000m	800m	600m	400m	200m							
Section Times	1:05.01 [2] (0:08.79)	0:56.22 [6] (0:11.11)	0:45.11 [4] (0:11.09)	0:34.02 [5] (0:11.16)	0:22.86 [4] (0:11.02)	0:11.84 [3] (0:11.84)							
Average Speed [km/h]	45.3	64.8	64.9	63.9	65.5	60.7							
Top Speed [km/h]	62.7	65.8	65.6	64.8	66.6	64.4							
Avg. Dist. to Rail [m]	1.1	0.7	0.4	1.6	3.8	10.0							
Avg. Stride Freq. [Hz]	2.2	2.3	2.3	2.3	2.4	2.4							
Avg. Stride Length [m]	5.6	7.6	7.7	7.8	7.5	7.1							





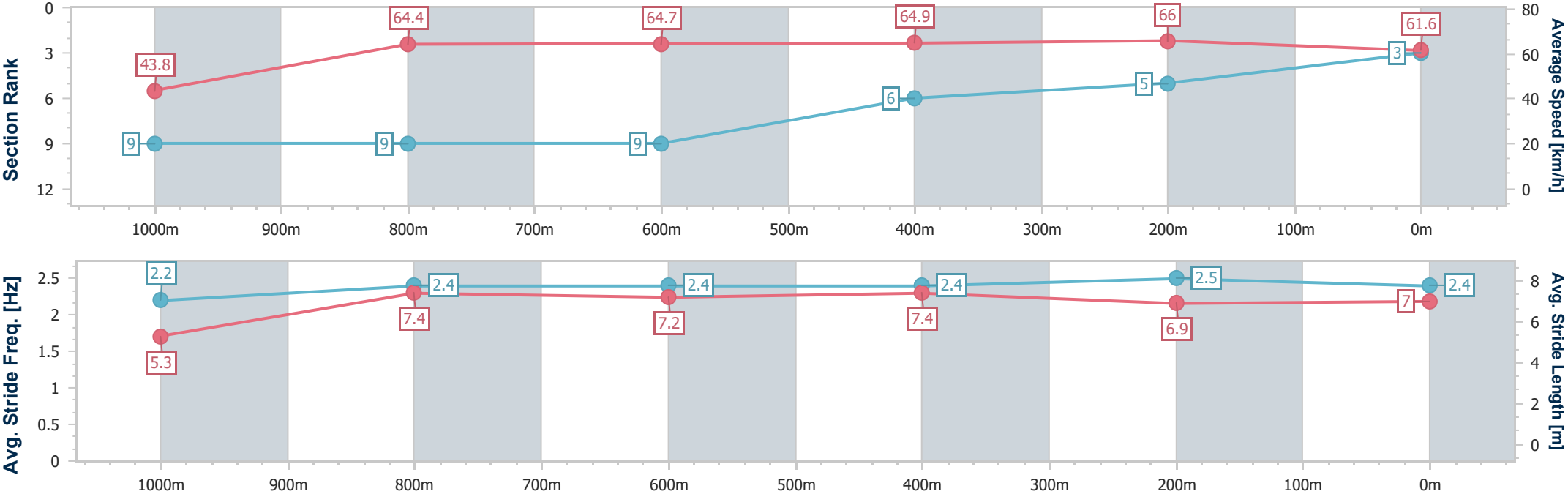
Horse/Jockey Name	Edge Of Infinity
Final Rank	3
Fastest Section Time (Section)	0:09.06 (Overall)
Top Speed [km/h] (Section)	67.2 (400m)
Race State	Finished



DoombenProfessional
Race 3: Become a BRC Member Maiden Plate - 1110m
11 February 2026 - 14:53
Track Rating: Soft 6, Weather: Fine, Rail Position: +9.5m Entire



Section	Overall	1000m	800m	600m	400m	200m							
Section Times	1:05.08 [3] (0:09.06)	0:56.02 [9] (0:11.24)	0:44.78 [9] (0:11.15)	0:33.63 [9] (0:11.06)	0:22.57 [6] (0:10.86)	0:11.71 [5] (0:11.71)							
Average Speed [km/h]	43.8	64.4	64.7	64.9	66.0	61.6							
Top Speed [km/h]	62.5	65.8	65.7	65.7	67.2	65.0							
Avg. Dist. to Rail [m]	1.5	1.2	0.8	0.9	0.6	2.4							
Avg. Stride Freq. [Hz]	2.2	2.4	2.4	2.4	2.5	2.4							
Avg. Stride Length [m]	5.3	7.4	7.2	7.4	6.9	7.0							



[] Ranking at each section and finish
-.-.- No data available at this section
NA No data available



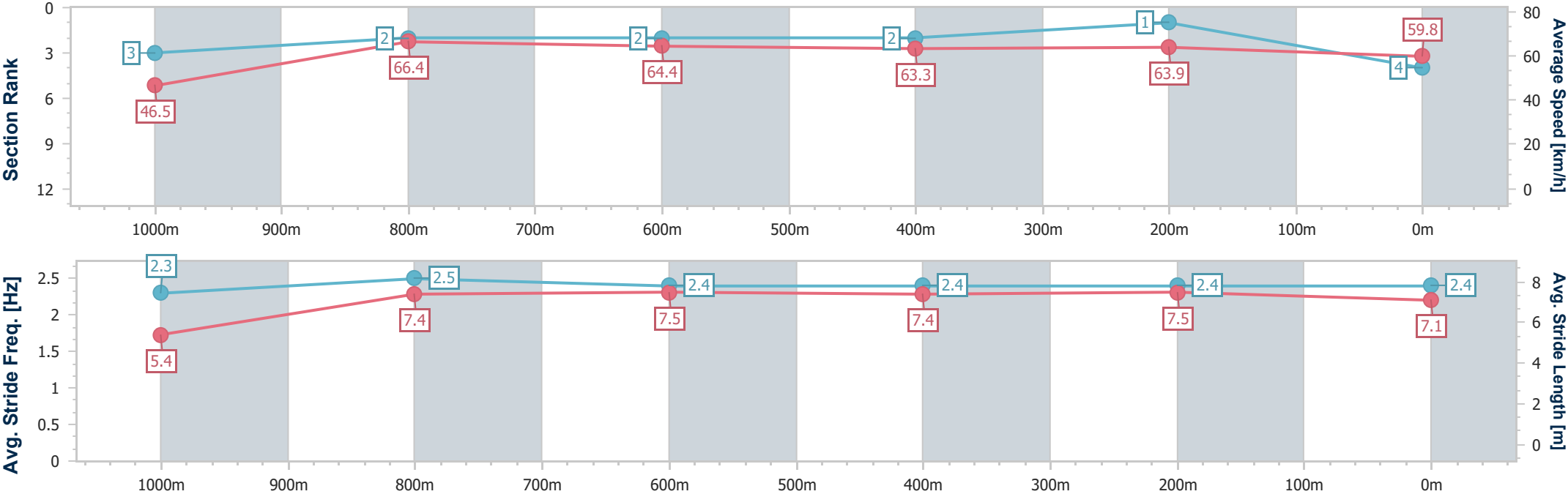
Horse/Jockey Name	Aristocratic Girl
Final Rank	4
Fastest Section Time (Section)	0:08.57 (Overall)
Top Speed [km/h] (Section)	67.7 (1000m)
Race State	Finished



DoombenProfessional
Race 3: Become a BRC Member Maiden Plate - 1110m
11 February 2026 - 14:53
Track Rating: Soft 6, Weather: Fine, Rail Position: +9.5m Entire



Section	Overall	1000m	800m	600m	400m	200m							
Section Times	1:05.12 [4] (0:08.57)	0:56.55 [3] (0:10.83)	0:45.72 [2] (0:11.18)	0:34.54 [2] (0:11.33)	0:23.21 [2] (0:11.20)	0:12.01 [1] (0:12.01)							
Average Speed [km/h]	46.5	66.4	64.4	63.3	63.9	59.8							
Top Speed [km/h]	65.0	67.7	65.8	65.1	65.1	63.2							
Avg. Dist. to Rail [m]	3.1	0.7	0.4	1.3	1.8	1.1							
Avg. Stride Freq. [Hz]	2.3	2.5	2.4	2.4	2.4	2.4							
Avg. Stride Length [m]	5.4	7.4	7.5	7.4	7.5	7.1							



[] Ranking at each section and finish
-.-.- No data available at this section
NA No data available



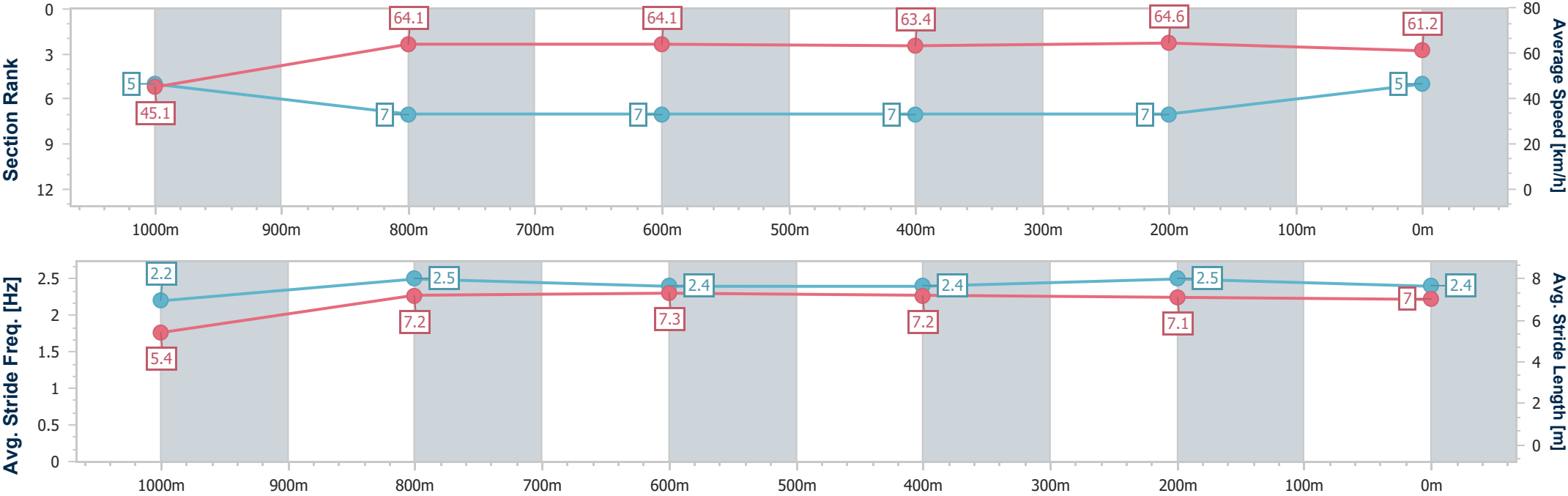
Horse/Jockey Name	Toro Chase
Final Rank	5
Fastest Section Time (Section)	0:08.77 (Overall)
Top Speed [km/h] (Section)	65.9 (800m)
Race State	Finished



DoombenProfessional
Race 3: Become a BRC Member Maiden Plate - 1110m
11 February 2026 - 14:53
Track Rating: Soft 6, Weather: Fine, Rail Position: +9.5m Entire



Section	Overall	1000m	800m	600m	400m	200m							
Section Times	1:05.43 [5] (0:08.77)	0:56.66 [5] (0:11.28)	0:45.38 [7] (0:11.20)	0:34.18 [7] (0:11.32)	0:22.86 [7] (0:11.09)	0:11.77 [7] (0:11.77)							
Average Speed [km/h]	45.1	64.1	64.1	63.4	64.6	61.2							
Top Speed [km/h]	62.7	65.3	65.9	64.4	65.4	64.5							
Avg. Dist. to Rail [m]	4.6	1.2	0.3	1.0	1.6	1.4							
Avg. Stride Freq. [Hz]	2.2	2.5	2.4	2.4	2.5	2.4							
Avg. Stride Length [m]	5.4	7.2	7.3	7.2	7.1	7.0							



[] Ranking at each section and finish
-.-.- No data available at this section
NA No data available



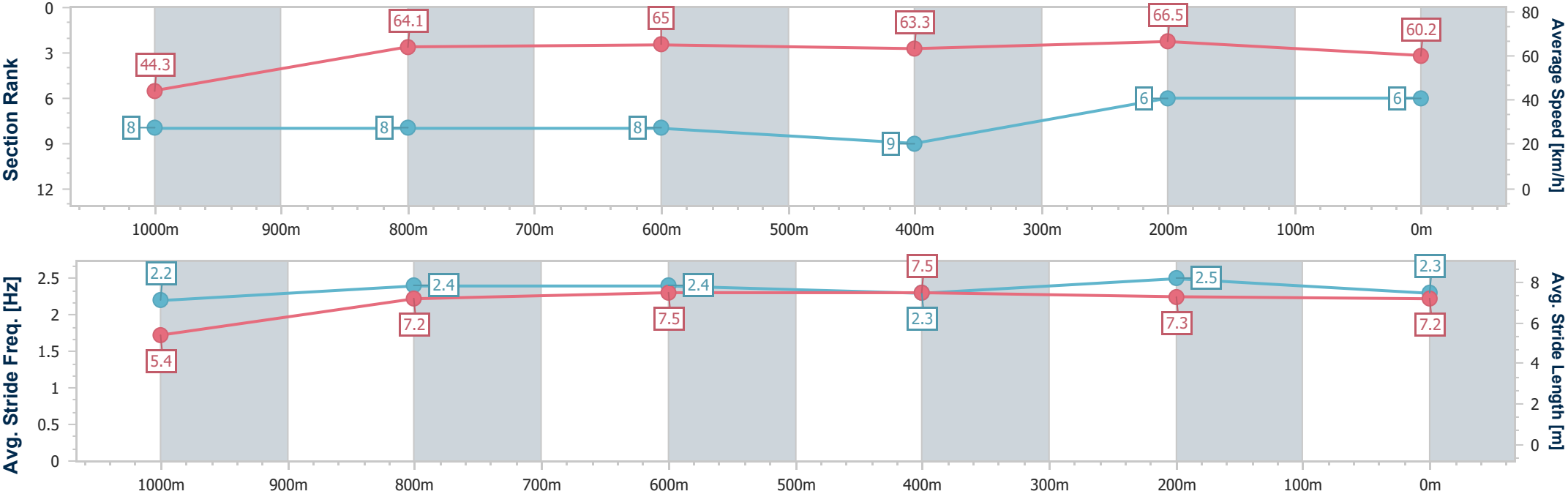
Horse/Jockey Name	Mediterra
Final Rank	6
Fastest Section Time (Section)	0:08.98 (Overall)
Top Speed [km/h] (Section)	67.5 (400m)
Race State	Finished



DoombenProfessional
Race 3: Become a BRC Member Maiden Plate - 1110m
11 February 2026 - 14:53
Track Rating: Soft 6, Weather: Fine, Rail Position: +9.5m Entire



Section	Overall	1000m	800m	600m	400m	200m							
Section Times	1:05.52 [6] (0:08.98)	0:56.54 [8] (0:11.24)	0:45.30 [8] (0:11.19)	0:34.11 [8] (0:11.38)	0:22.73 [9] (0:10.81)	0:11.92 [6] (0:11.92)							
Average Speed [km/h]	44.3	64.1	65.0	63.3	66.5	60.2							
Top Speed [km/h]	61.8	66.2	66.2	65.6	67.5	65.2							
Avg. Dist. to Rail [m]	6.7	1.3	1.8	1.4	1.6	0.5							
Avg. Stride Freq. [Hz]	2.2	2.4	2.4	2.3	2.5	2.3							
Avg. Stride Length [m]	5.4	7.2	7.5	7.5	7.3	7.2							



[] Ranking at each section and finish
-.-.- No data available at this section
NA No data available



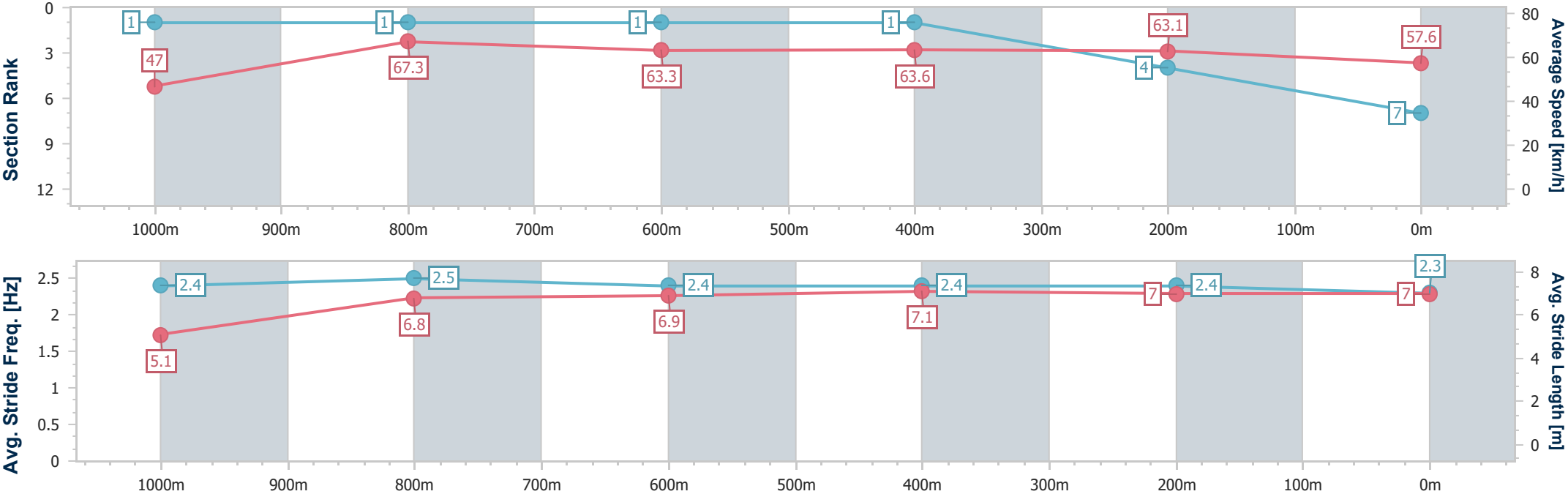
Horse/Jockey Name	Tszyuya
Final Rank	7
Fastest Section Time (Section)	0:08.46 (Overall)
Top Speed [km/h] (Section)	68.4 (1000m)
Race State	Finished



DoombenProfessional
Race 3: Become a BRC Member Maiden Plate - 1110m
11 February 2026 - 14:53
Track Rating: Soft 6, Weather: Fine, Rail Position: +9.5m Entire



Section	Overall	1000m	800m	600m	400m	200m						
Section Times	1:05.70 [7] (0:08.46)	0:57.24 [1] (0:10.75)	0:46.49 [1] (0:11.35)	0:35.14 [1] (0:11.26)	0:23.88 [1] (0:11.39)	0:12.49 [4] (0:12.49)						
Average Speed [km/h]	47.0	67.3	63.3	63.6	63.1	57.6						
Top Speed [km/h]	65.6	68.4	66.4	64.8	63.6	61.6						
Avg. Dist. to Rail [m]	4.2	2.0	0.2	1.0	0.6	0.3						
Avg. Stride Freq. [Hz]	2.4	2.5	2.4	2.4	2.4	2.3						
Avg. Stride Length [m]	5.1	6.8	6.9	7.1	7.0	7.0						



[] Ranking at each section and finish
- - - - No data available at this section
NA No data available



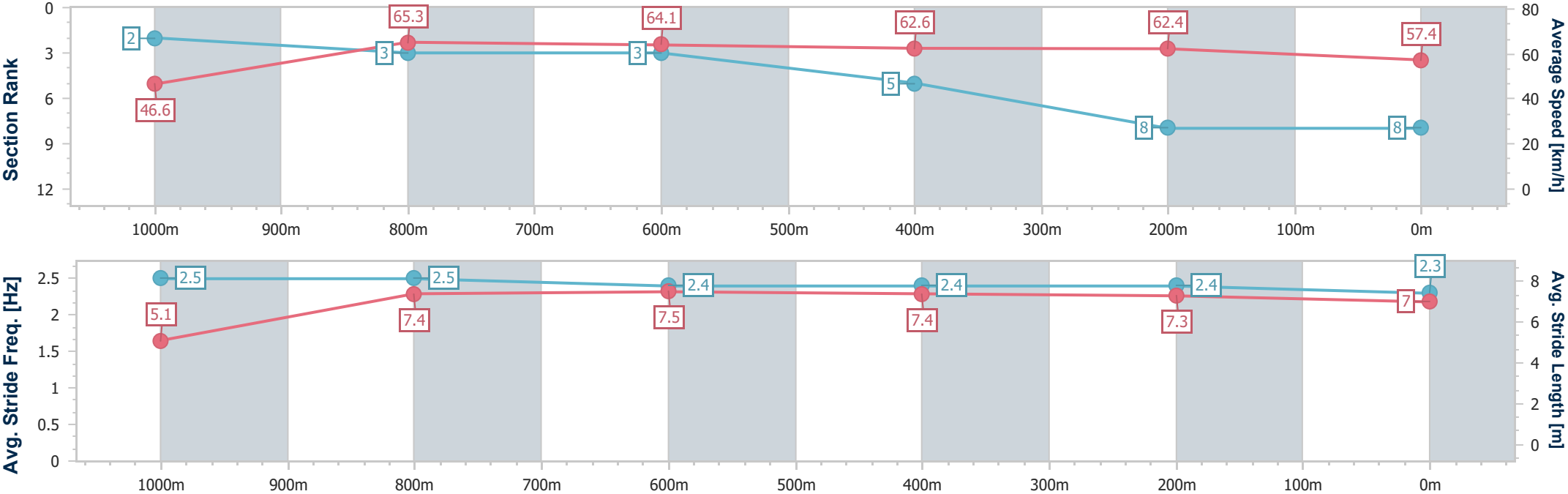
Horse/Jockey Name	Copper Star
Final Rank	8
Fastest Section Time (Section)	0:08.47 (Overall)
Top Speed [km/h] (Section)	67.0 (1000m)
Race State	Finished



DoombenProfessional
Race 3: Become a BRC Member Maiden Plate - 1110m
11 February 2026 - 14:53
Track Rating: Soft 6, Weather: Fine, Rail Position: +9.5m Entire



Section	Overall	1000m	800m	600m	400m	200m								
Section Times	1:06.38 [8] (0:08.47)	0:57.91 [2] (0:11.11)	0:46.80 [3] (0:11.30)	0:35.50 [3] (0:11.45)	0:24.05 [5] (0:11.49)	0:12.56 [8] (0:12.56)								
Average Speed [km/h]	46.6	65.3	64.1	62.6	62.4	57.4								
Top Speed [km/h]	64.3	67.0	64.9	63.8	63.8	61.8								
Avg. Dist. to Rail [m]	5.2	3.0	1.1	0.9	1.0	1.7								
Avg. Stride Freq. [Hz]	2.5	2.5	2.4	2.4	2.4	2.3								
Avg. Stride Length [m]	5.1	7.4	7.5	7.4	7.3	7.0								





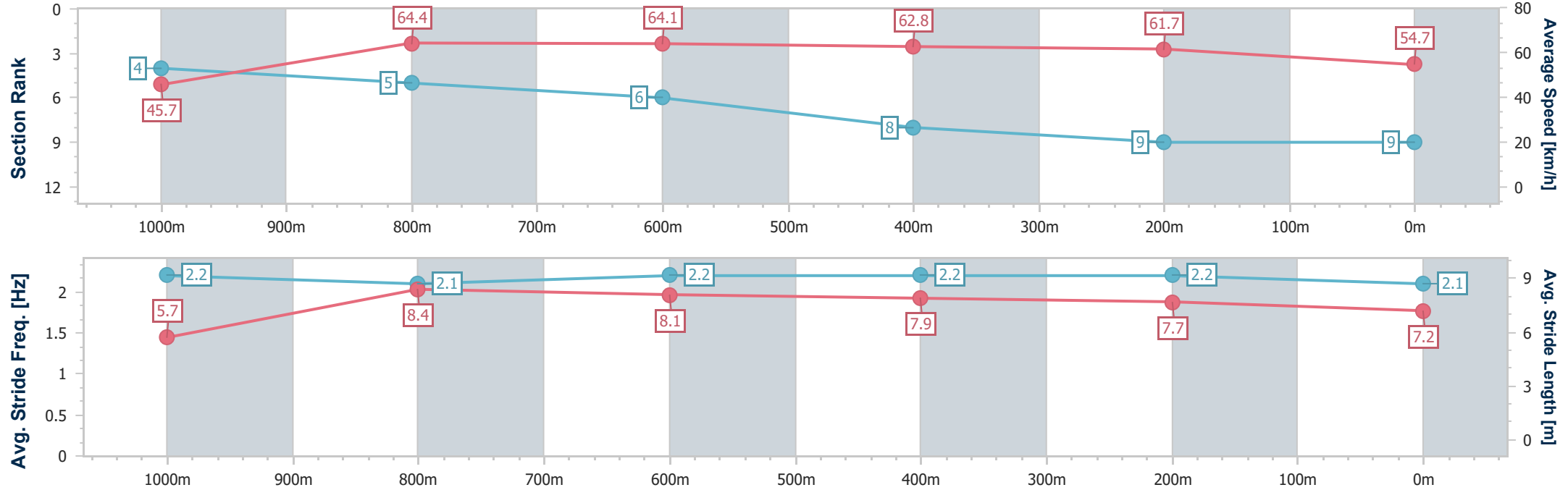
Horse/Jockey Name	Miss Anders
Final Rank	9
Fastest Section Time (Section)	0:08.68 (Overall)
Top Speed [km/h] (Section)	66.0 (800m)
Race State	Finished



DoombenProfessional
Race 3: Become a BRC Member Maiden Plate - 1110m
11 February 2026 - 14:53
Track Rating: Soft 6, Weather: Fine, Rail Position: +9.5m Entire



Section	Overall	1000m	800m	600m	400m	200m							
Section Times	1:07.49 [9] (0:08.68)	0:58.81 [4] (0:11.23)	0:47.58 [5] (0:11.18)	0:36.40 [6] (0:11.53)	0:24.87 [8] (0:11.67)	0:13.20 [9] (0:13.20)							
Average Speed [km/h]	45.7	64.4	64.1	62.8	61.7	54.7							
Top Speed [km/h]	62.4	66.0	66.0	64.0	63.7	59.5							
Avg. Dist. to Rail [m]	6.7	3.0	0.3	0.4	3.4	4.8							
Avg. Stride Freq. [Hz]	2.2	2.1	2.2	2.2	2.2	2.1							
Avg. Stride Length [m]	5.7	8.4	8.1	7.9	7.7	7.2							





DoombenProfessional

Race 4: XXXX Gold Class 4 Handicap - 1650m

11 February 2026 - 15:28



BRISBANE
RACING CLUB

Track Rating: Soft 6, Weather: Fine, Rail Position: +9.5m Entire

Section					Overall	1400m	1200m	1000m	800m	600m	400m	Last 600m		
Field Times					1:40.31 (0:16.82)	1:23.49 (0:12.01)	1:11.48 (0:12.33)	0:59.15 (0:12.62)	0:46.53 (0:12.61)	0:33.92 (0:11.54)	0:22.38 (0:10.93)	0:33.92		
Rank	TAB	Horse/Jockey	Barrier	Top Speed [km/h]	Fastest Section									Distance Travelled [m]
1	9	ARATIRI	4	66.4	0:10.93	1:40.31 [1]	1:23.49 [1]	1:11.48 [1]	0:59.15 [1]	0:46.53 [1]	0:33.92 [1]	0:22.38 [1]	0:33.92	
		Chelsea Baker		400m	400m	(0:16.82)	(0:12.01)	(0:12.33)	(0:12.62)	(0:12.61)	(0:11.54)	(0:10.93)		
2	4	KADALL	5	67.5	0:10.96	1:40.80 [2]	1:23.68 [4]	1:11.43 [5]	0:59.01 [6]	0:46.26 [6]	0:33.95 [5]	0:22.47 [7]	0:33.95	+0
		Martin Harley		400m	400m	(0:17.12)	(0:12.25)	(0:12.42)	(0:12.75)	(0:12.31)	(0:11.48)	(0:10.96)		
3	8	TRAPEDO	1	65.4	0:11.14	1:40.82 [3]	1:23.60 [5]	1:11.64 [3]	0:59.30 [3]	0:46.63 [3]	0:34.25 [3]	0:22.68 [3]	0:34.25	-3
		Cejay Graham		400m	400m	(0:17.22)	(0:11.96)	(0:12.34)	(0:12.67)	(0:12.38)	(0:11.57)	(0:11.14)		
4	1	FRENCH ENDEAVOUR	6	66.0	0:11.04	1:41.03 [4]	1:23.57 [7]	1:11.61 [6]	0:59.27 [5]	0:46.53 [5]	0:34.14 [7]	0:22.73 [6]	0:34.14	-5
		Ben Thompson		400m	400m	(0:17.46)	(0:11.96)	(0:12.34)	(0:12.74)	(0:12.39)	(0:11.41)	(0:11.04)		
5	2	MODESTY	7	65.9	0:11.08	1:41.16 [5]	1:23.93 [6]	1:11.49 [7]	0:59.09 [7]	0:46.29 [7]	0:34.30 [6]	0:23.01 [4]	0:34.30	+3
		Jasper Franklin		400m	400m	(0:17.23)	(0:12.44)	(0:12.40)	(0:12.80)	(0:11.99)	(0:11.29)	(0:11.08)		
6	5	MASTER COPY	2	66.7	0:11.09	1:41.27 [6]	1:24.16 [3]	1:11.95 [4]	0:59.59 [4]	0:46.93 [4]	0:34.65 [4]	0:23.13 [2]	0:34.65	-2
		Andrew Mallyon		400m	400m	(0:17.11)	(0:12.21)	(0:12.36)	(0:12.66)	(0:12.28)	(0:11.52)	(0:11.09)		
7	6	HEIKA	3	65.0	0:11.23	1:41.89 [7]	1:24.87 [2]	1:12.95 [2]	1:00.54 [2]	0:47.84 [2]	0:35.46 [2]	0:23.74 [5]	0:35.46	-4
		Dylan Turner		400m	400m	(0:17.02)	(0:11.92)	(0:12.41)	(0:12.70)	(0:12.38)	(0:11.72)	(0:11.23)		

Scratched: Fairway Choice (#7), Ruins Of Rome (#3)



DoombenProfessional

Race 4: XXXX Gold Class 4 Handicap - 1650m

11 February 2026 - 15:28



BRISBANE
RACING CLUB

Track Rating: Soft 6, Weather: Fine, Rail Position: +9.5m Entire

Section Field Times				200m 0:11.45 (0:11.45)				Last 600m 0:33.92	
Rank	TAB	Horse/Jockey	Barrier	Top Speed [km/h]	Fastest Section	Margin		Distance Travelled [m]	
1	9	ARATIRI	4	66.4	0:10.93	0:11.45 [1]	1:40.31	0:33.92	
		Chelsea Baker		400m	400m	(0:11.45)			
2	4	KADALL	5	67.5	0:10.96	0:11.51 [5]	2.84L	0:33.95	+0
		Martin Harley		400m	400m	(0:11.51)			
3	8	TRAPEDO	1	65.4	0:11.14	0:11.54 [4]	3L	0:34.25	-3
		Cejay Graham		400m	400m	(0:11.54)			
4	1	FRENCH ENDEAVOUR	6	66.0	0:11.04	0:11.69 [6]	4.19L	0:34.14	-5
		Ben Thompson		400m	400m	(0:11.69)			
5	2	MODESTY	7	65.9	0:11.08	0:11.93 [3]	4.99L	0:34.30	+3
		Jasper Franklin		400m	400m	(0:11.93)			
6	5	MASTER COPY	2	66.7	0:11.09	0:12.04 [2]	5.6L	0:34.65	-2
		Andrew Mallyon		400m	400m	(0:12.04)			
7	6	HEIKA	3	65.0	0:11.23	0:12.51 [7]	9.26L	0:35.46	-4
		Dylan Turner		400m	400m	(0:12.51)			

Scratched: Fairway Choice (#7), Ruins Of Rome (#3)



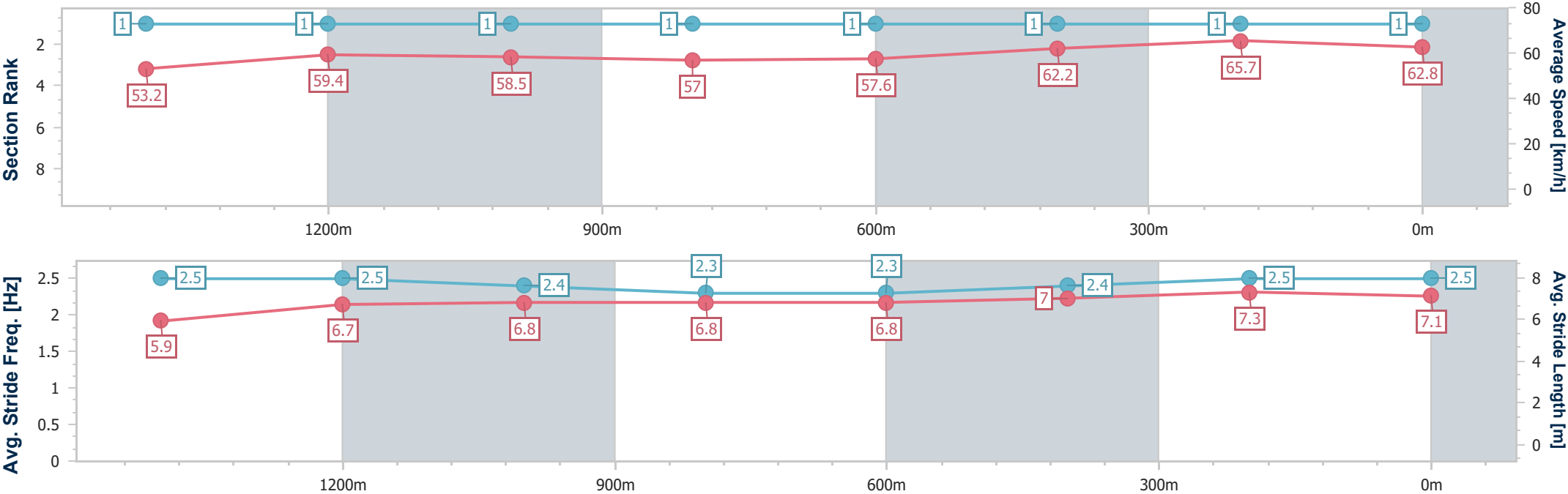
Horse/Jockey Name	Aratiri
Final Rank	1
Fastest Section Time (Section)	0:10.93 (400m)
Top Speed [km/h] (Section)	66.4 (400m)
Race State	Finished



DoombenProfessional
Race 4: XXXX Gold Class 4 Handicap - 1650m
11 February 2026 - 15:28
Track Rating: Soft 6, Weather: Fine, Rail Position: +9.5m Entire



Section	Overall	1400m	1200m	1000m	800m	600m	400m	200m					
Section Times	1:40.31 [1] (0:16.82)	1:23.49 [1] (0:12.01)	1:11.48 [1] (0:12.33)	0:59.15 [1] (0:12.62)	0:46.53 [1] (0:12.61)	0:33.92 [1] (0:11.54)	0:22.38 [1] (0:10.93)	0:11.45 [1] (0:11.45)					
Average Speed [km/h]	53.2	59.4	58.5	57.0	57.6	62.2	65.7	62.8					
Top Speed [km/h]	63.2	62.4	60.0	59.0	61.7	63.9	66.4	66.2					
Avg. Dist. to Rail [m]	1.7	1.3	0.2	0.6	1.1	0.5	2.1	2.3					
Avg. Stride Freq. [Hz]	2.5	2.5	2.4	2.3	2.3	2.4	2.5	2.5					
Avg. Stride Length [m]	5.9	6.7	6.8	6.8	6.8	7.0	7.3	7.1					



- [] Ranking at each section and finish
- .-.- No data available at this section
- NA No data available



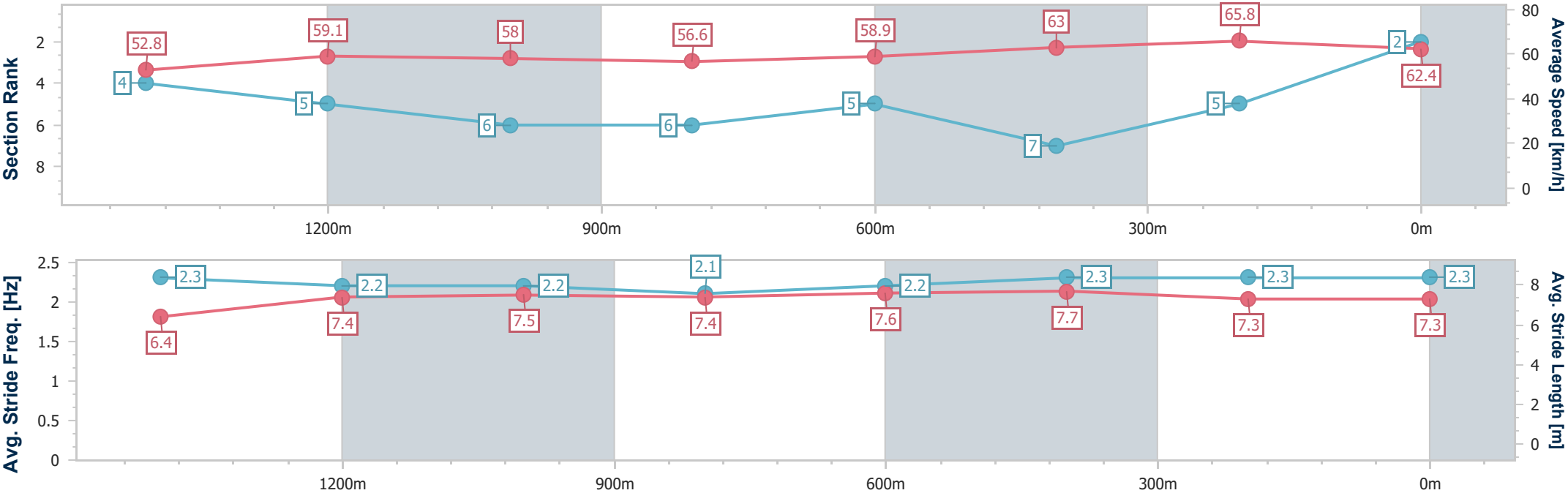
Horse/Jockey Name	Kadall
Final Rank	2
Fastest Section Time (Section)	0:10.96 (400m)
Top Speed [km/h] (Section)	67.5 (400m)
Race State	Finished



DoombenProfessional
Race 4: XXXX Gold Class 4 Handicap - 1650m
11 February 2026 - 15:28
Track Rating: Soft 6, Weather: Fine, Rail Position: +9.5m Entire



Section	Overall	1400m	1200m	1000m	800m	600m	400m	200m					
Section Times	1:40.80 [2] (0:17.12)	1:23.68 [4] (0:12.25)	1:11.43 [5] (0:12.42)	0:59.01 [6] (0:12.75)	0:46.26 [6] (0:12.31)	0:33.95 [5] (0:11.48)	0:22.47 [7] (0:10.96)	0:11.51 [5] (0:11.51)					
Average Speed [km/h]	52.8	59.1	58.0	56.6	58.9	63.0	65.8	62.4					
Top Speed [km/h]	61.3	61.8	58.6	57.8	61.1	63.7	67.5	66.6					
Avg. Dist. to Rail [m]	2.4	1.2	1.1	1.1	1.1	0.9	2.8	3.9					
Avg. Stride Freq. [Hz]	2.3	2.2	2.2	2.1	2.2	2.3	2.3	2.3					
Avg. Stride Length [m]	6.4	7.4	7.5	7.4	7.6	7.7	7.3	7.3					



[] Ranking at each section and finish
-.-.- No data available at this section
NA No data available



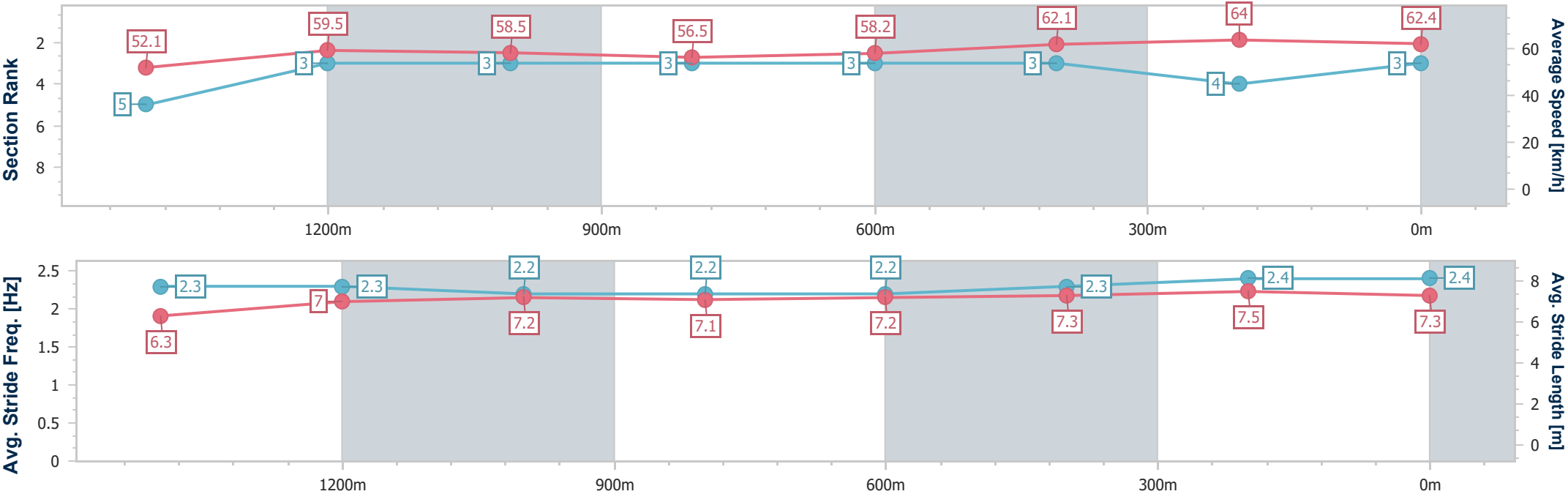
Horse/Jockey Name	Trapedo
Final Rank	3
Fastest Section Time (Section)	0:11.14 (400m)
Top Speed [km/h] (Section)	65.4 (400m)
Race State	Finished



DoombenProfessional
Race 4: XXXX Gold Class 4 Handicap - 1650m
11 February 2026 - 15:28
Track Rating: Soft 6, Weather: Fine, Rail Position: +9.5m Entire



Section	Overall	1400m	1200m	1000m	800m	600m	400m	200m					
Section Times	1:40.82 [3] (0:17.22)	1:23.60 [5] (0:11.96)	1:11.64 [3] (0:12.34)	0:59.30 [3] (0:12.67)	0:46.63 [3] (0:12.38)	0:34.25 [3] (0:11.57)	0:22.68 [3] (0:11.14)	0:11.54 [4] (0:11.54)					
Average Speed [km/h]	52.1	59.5	58.5	56.5	58.2	62.1	64.0	62.4					
Top Speed [km/h]	62.2	62.4	59.5	57.8	59.6	63.7	65.4	64.4					
Avg. Dist. to Rail [m]	2.4	1.6	0.2	0.4	0.5	0.5	2.2	2.5					
Avg. Stride Freq. [Hz]	2.3	2.3	2.2	2.2	2.2	2.3	2.4	2.4					
Avg. Stride Length [m]	6.3	7.0	7.2	7.1	7.2	7.3	7.5	7.3					



[] Ranking at each section and finish
-.-.- No data available at this section
NA No data available



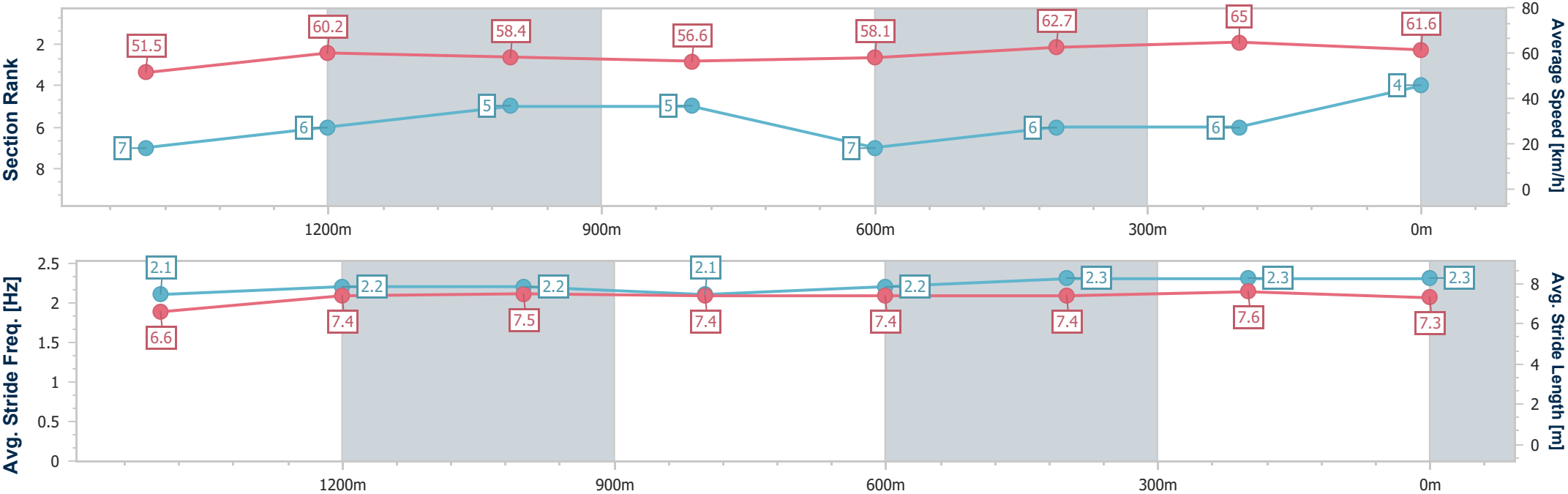
Horse/Jockey Name	French Endeavour
Final Rank	4
Fastest Section Time (Section)	0:11.04 (400m)
Top Speed [km/h] (Section)	66.0 (400m)
Race State	Finished



DoombenProfessional
Race 4: XXXX Gold Class 4 Handicap - 1650m
11 February 2026 - 15:28
Track Rating: Soft 6, Weather: Fine, Rail Position: +9.5m Entire



Section	Overall	1400m	1200m	1000m	800m	600m	400m	200m					
Section Times	1:41.03 [4] (0:17.46)	1:23.57 [7] (0:11.96)	1:11.61 [6] (0:12.34)	0:59.27 [5] (0:12.74)	0:46.53 [5] (0:12.39)	0:34.14 [7] (0:11.41)	0:22.73 [6] (0:11.04)	0:11.69 [6] (0:11.69)					
Average Speed [km/h]	51.5	60.2	58.4	56.6	58.1	62.7	65.0	61.6					
Top Speed [km/h]	61.6	62.1	59.2	58.3	60.4	63.7	66.0	64.5					
Avg. Dist. to Rail [m]	1.6	0.3	0.3	0.4	0.2	0.7	2.1	2.3					
Avg. Stride Freq. [Hz]	2.1	2.2	2.2	2.1	2.2	2.3	2.3	2.3					
Avg. Stride Length [m]	6.6	7.4	7.5	7.4	7.4	7.4	7.6	7.3					





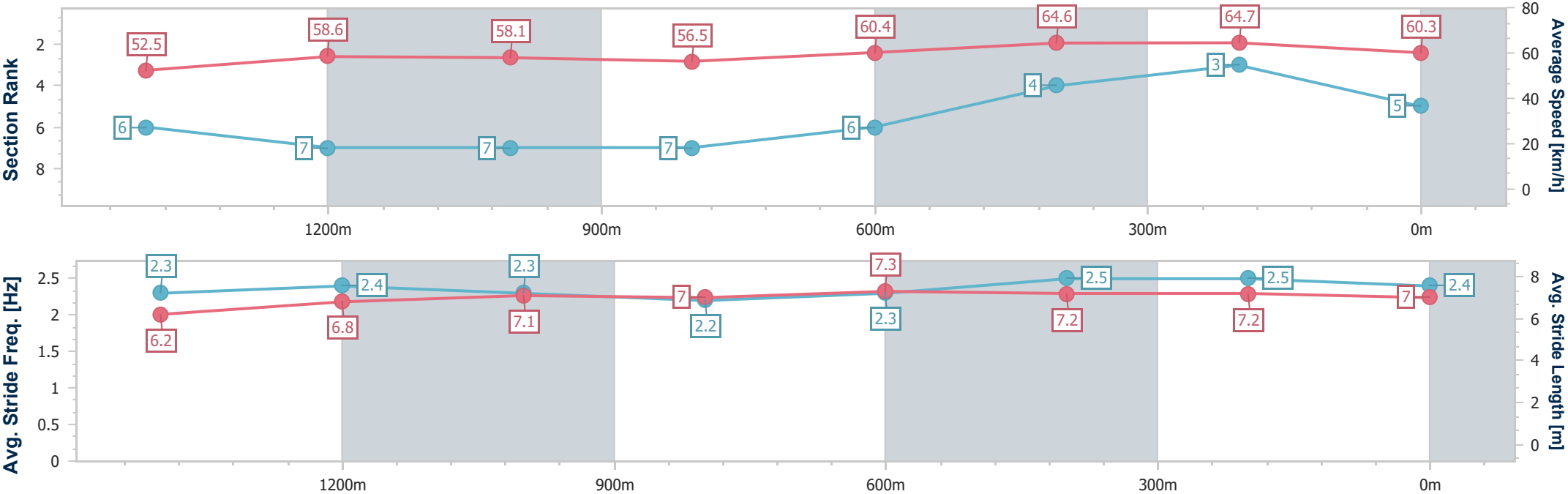
Horse/Jockey Name	Modesty
Final Rank	5
Fastest Section Time (Section)	0:11.08 (400m)
Top Speed [km/h] (Section)	65.9 (400m)
Race State	Finished



DoombenProfessional
Race 4: XXXX Gold Class 4 Handicap - 1650m
11 February 2026 - 15:28
Track Rating: Soft 6, Weather: Fine, Rail Position: +9.5m Entire



Section	Overall	1400m	1200m	1000m	800m	600m	400m	200m					
Section Times	1:41.16 [5] (0:17.23)	1:23.93 [6] (0:12.44)	1:11.49 [7] (0:12.40)	0:59.09 [7] (0:12.80)	0:46.29 [7] (0:11.99)	0:34.30 [6] (0:11.29)	0:23.01 [4] (0:11.08)	0:11.93 [3] (0:11.93)					
Average Speed [km/h]	52.5	58.6	58.1	56.5	60.4	64.6	64.7	60.3					
Top Speed [km/h]	62.5	61.2	58.7	57.8	64.6	65.6	65.9	64.1					
Avg. Dist. to Rail [m]	4.0	2.2	1.8	1.7	1.5	1.7	0.5	0.6					
Avg. Stride Freq. [Hz]	2.3	2.4	2.3	2.2	2.3	2.5	2.5	2.4					
Avg. Stride Length [m]	6.2	6.8	7.1	7.0	7.3	7.2	7.2	7.0					





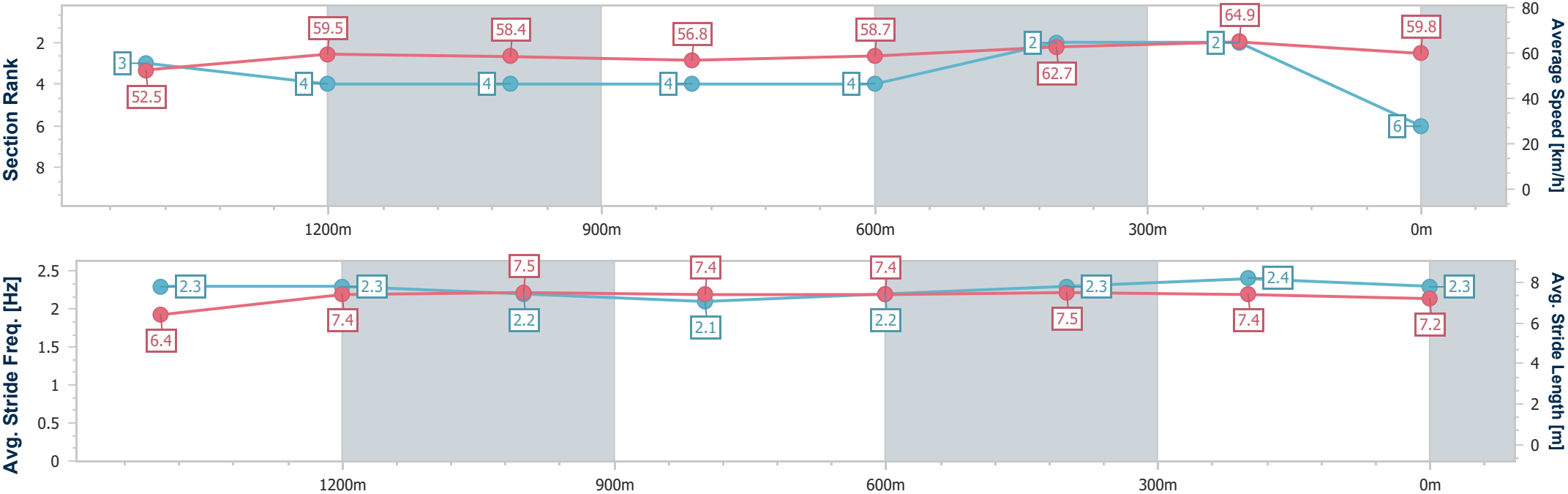
Horse/Jockey Name	Master Copy
Final Rank	6
Fastest Section Time (Section)	0:11.09 (400m)
Top Speed [km/h] (Section)	66.7 (400m)
Race State	Finished



DoombenProfessional
Race 4: XXXX Gold Class 4 Handicap - 1650m
11 February 2026 - 15:28
Track Rating: Soft 6, Weather: Fine, Rail Position: +9.5m Entire



Section	Overall	1400m	1200m	1000m	800m	600m	400m	200m					
Section Times	1:41.27 [6] (0:17.11)	1:24.16 [3] (0:12.21)	1:11.95 [4] (0:12.36)	0:59.59 [4] (0:12.66)	0:46.93 [4] (0:12.28)	0:34.65 [4] (0:11.52)	0:23.13 [2] (0:11.09)	0:12.04 [2] (0:12.04)					
Average Speed [km/h]	52.5	59.5	58.4	56.8	58.7	62.7	64.9	59.8					
Top Speed [km/h]	61.6	61.3	59.4	58.0	61.2	64.1	66.7	63.5					
Avg. Dist. to Rail [m]	0.4	1.6	1.5	1.1	0.4	0.4	0.6	0.7					
Avg. Stride Freq. [Hz]	2.3	2.3	2.2	2.1	2.2	2.3	2.4	2.3					
Avg. Stride Length [m]	6.4	7.4	7.5	7.4	7.4	7.5	7.4	7.2					



- [] Ranking at each section and finish
- .-.- No data available at this section
- NA No data available



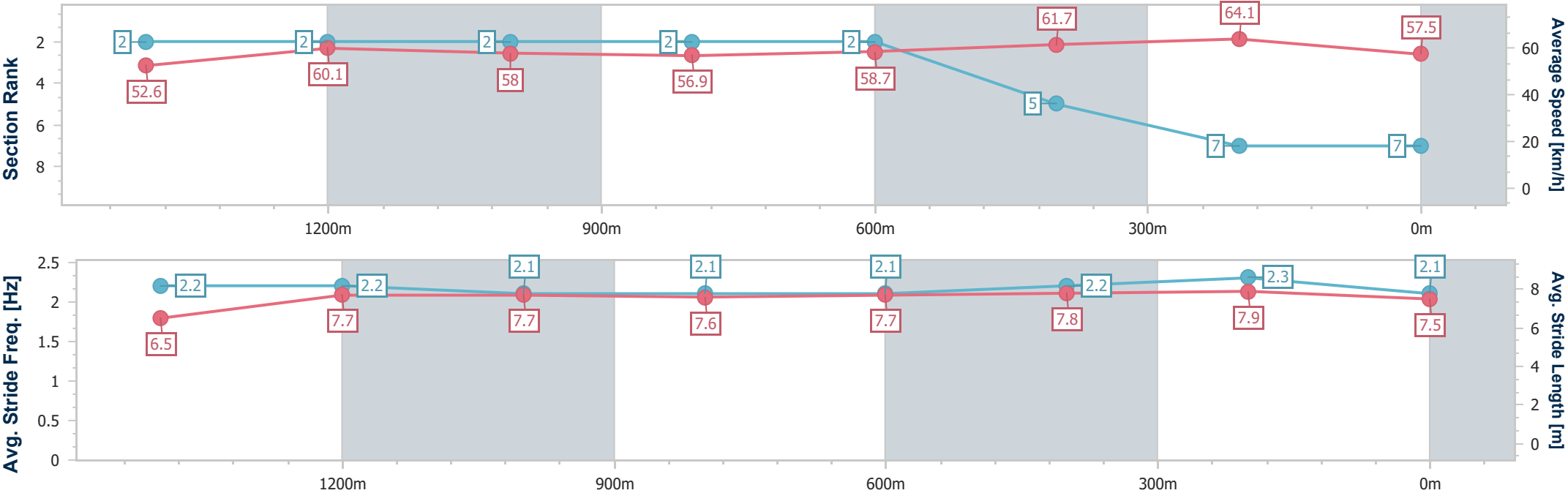
Horse/Jockey Name	Heika
Final Rank	7
Fastest Section Time (Section)	0:11.23 (400m)
Top Speed [km/h] (Section)	65.0 (400m)
Race State	Finished



DoombenProfessional
Race 4: XXXX Gold Class 4 Handicap - 1650m
11 February 2026 - 15:28
Track Rating: Soft 6, Weather: Fine, Rail Position: +9.5m Entire



Section	Overall	1400m	1200m	1000m	800m	600m	400m	200m					
Section Times	1:41.89 [7] (0:17.02)	1:24.87 [2] (0:11.92)	1:12.95 [2] (0:12.41)	1:00.54 [2] (0:12.70)	0:47.84 [2] (0:12.38)	0:35.46 [2] (0:11.72)	0:23.74 [5] (0:11.23)	0:12.51 [7] (0:12.51)					
Average Speed [km/h]	52.6	60.1	58.0	56.9	58.7	61.7	64.1	57.5					
Top Speed [km/h]	63.9	62.9	58.4	57.9	61.2	63.4	65.0	62.5					
Avg. Dist. to Rail [m]	1.3	1.1	0.4	0.9	1.7	1.1	0.3	1.0					
Avg. Stride Freq. [Hz]	2.2	2.2	2.1	2.1	2.1	2.2	2.3	2.1					
Avg. Stride Length [m]	6.5	7.7	7.7	7.6	7.7	7.8	7.9	7.5					



[] Ranking at each section and finish
-.-.- No data available at this section
NA No data available



DoombenProfessional

Race 5: Girls Day Out on Sale Now Class 1 Plate - 1350m

11 February 2026 - 16:04



BRISBANE
RACING CLUB

Track Rating: Soft 6, Weather: Fine, Rail Position: +9.5m Entire

Section						Overall	1200m	1000m	800m	600m	400m	Last 600m	
Field Times						1:21.43 (0:11.48)	1:09.95 (0:11.52)	0:58.43 (0:11.78)	0:46.65 (0:12.19)	0:34.46 (0:11.91)	0:22.55 (0:11.03)	0:34.46	
Rank	TAB	Horse/Jockey	Barrier	Top Speed [km/h]	Fastest Section								Distance Travelled [m]
1	7	BELLS OF STEEL	5	66.0	0:11.10	1:21.43 [1]	1:09.69 [3]	0:58.43 [1]	0:46.65 [1]	0:34.46 [1]	0:22.55 [1]	0:34.46	
		Jasper Franklin		400m	400m	(0:11.74)	(0:11.26)	(0:11.78)	(0:12.19)	(0:11.91)	(0:11.10)		
2	3	FIREFORCE	3	66.1	0:11.13	1:21.56 [2]	1:10.08 [1]	0:58.37 [2]	0:46.46 [3]	0:34.30 [3]	0:22.49 [3]	0:34.30	+0
		Mark Du Plessis		400m	400m	(0:11.48)	(0:11.71)	(0:11.91)	(0:12.16)	(0:11.81)	(0:11.13)		
3	4	HEAVENLY IMPACT	1	67.4	0:11.04	1:21.62 [3]	1:09.83 [4]	0:58.10 [4]	0:46.28 [5]	0:34.08 [5]	0:22.34 [5]	0:34.08	+2
		Damien Thornton		400m	400m	(0:11.79)	(0:11.73)	(0:11.82)	(0:12.20)	(0:11.74)	(0:11.04)		
4	9	DASHING HOPE	4	66.2	0:11.03	1:21.74 [4]	1:10.06 [2]	0:58.50 [3]	0:46.78 [2]	0:34.63 [2]	0:22.86 [1]	0:34.63	+2
		Jag Guthmann-Chester		400m	400m	(0:11.68)	(0:11.56)	(0:11.72)	(0:12.15)	(0:11.77)	(0:11.03)		
5	10	DATA SCRAMBLE	2	66.4	0:11.01	1:21.75 [5]	1:09.93 [5]	0:58.17 [5]	0:46.48 [4]	0:34.35 [4]	0:22.63 [4]	0:34.35	+1
		Ben Thompson		400m	400m	(0:11.82)	(0:11.76)	(0:11.69)	(0:12.13)	(0:11.72)	(0:11.01)		
6	8	BRUTAL LASS	6	66.6	0:11.05	1:21.85 [6]	1:09.75 [6]	0:57.99 [6]	0:46.47 [6]	0:34.28 [6]	0:22.54 [6]	0:34.28	+5
		Daniel Moor		400m	400m	(0:12.10)	(0:11.76)	(0:11.52)	(0:12.19)	(0:11.74)	(0:11.05)		
7	6	CASTELLO GRANDE	7	66.7	0:10.98	1:21.94 [7]	1:09.69 [7]	0:57.69 [7]	0:46.16 [7]	0:33.96 [7]	0:22.41 [7]	0:33.96	+2
		Vlad Duric		200m	400m	(0:12.25)	(0:12.00)	(0:11.53)	(0:12.20)	(0:11.55)	(0:10.98)		

Scratched: Daintree Dreaming (#1), Out Of Aces (#5), Eagles Beware (#2)



DoombenProfessional

Race 5: Girls Day Out on Sale Now Class 1 Plate - 1350m

11 February 2026 - 16:04



BRISBANE
RACING CLUB

Track Rating: Soft 6, Weather: Fine, Rail Position: +9.5m Entire

Section		200m		Last 600m			
Field Times		0:11.52 (0:11.52)		0:34.46			
Rank	TAB Horse/Jockey	Barrier	Top Speed [km/h]	Fastest Section	Margin	Distance Travelled [m]	
1	7 BELLS OF STEEL	5	66.0	0:11.10	0:11.45 [2]	1:21.43	0:34.46
	Jasper Franklin		400m	400m	(0:11.45)		
2	3 FIREFORCE	3	66.1	0:11.13	0:11.36 [4]	0.79L	0:34.30 +0
	Mark Du Plessis		400m	400m	(0:11.36)		
3	4 HEAVENLY IMPACT	1	67.4	0:11.04	0:11.30 [5]	1.13L	0:34.08 +2
	Damien Thornton		400m	400m	(0:11.30)		
4	9 DASHING HOPE	4	66.2	0:11.03	0:11.83 [1]	1.86L	0:34.63 +2
	Jag Guthmann-Chester		400m	400m	(0:11.83)		
5	10 DATA SCRAMBLE	2	66.4	0:11.01	0:11.62 [3]	1.9L	0:34.35 +1
	Ben Thompson		400m	400m	(0:11.62)		
6	8 BRUTAL LASS	6	66.6	0:11.05	0:11.49 [6]	2.5L	0:34.28 +5
	Daniel Moor		400m	400m	(0:11.49)		
7	6 CASTELLO GRANDE	7	66.7	0:10.98	0:11.43 [7]	3L	0:33.96 +2
	Vlad Duric		200m	400m	(0:11.43)		

Scratched: Daintree Dreaming (#1), Out Of Aces (#5), Eagles Beware (#2)



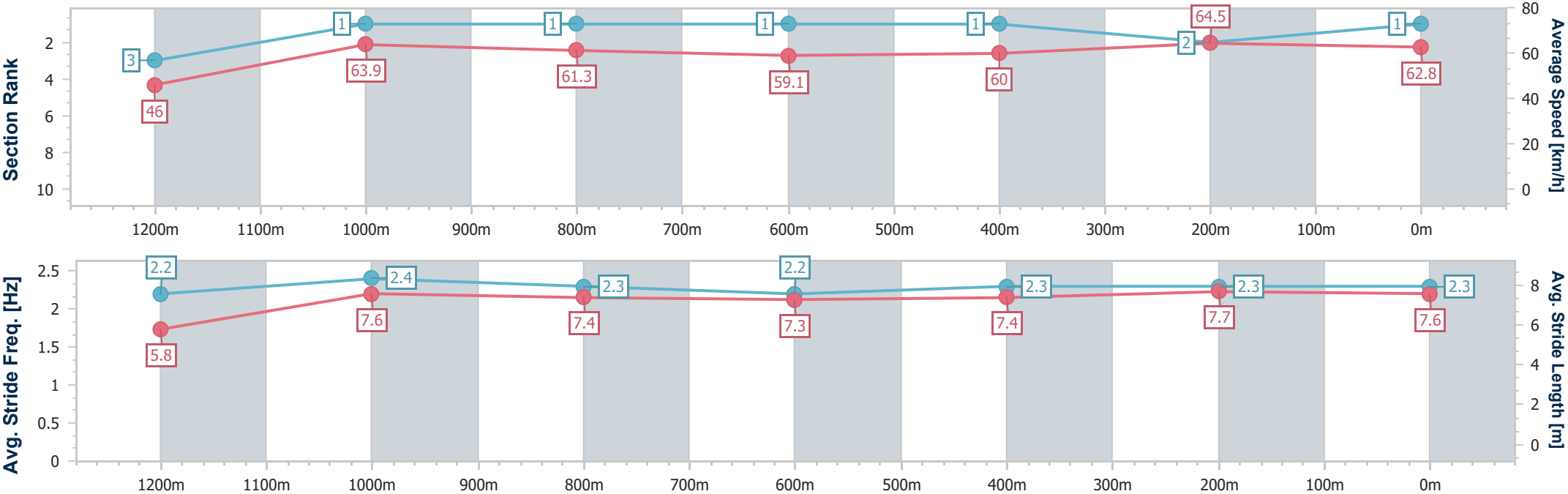
Horse/Jockey Name	Bells Of Steel
Final Rank	1
Fastest Section Time (Section)	0:11.10 (400m)
Top Speed [km/h] (Section)	66.0 (400m)
Race State	Finished



DoombenProfessional
Race 5: Girls Day Out on Sale Now Class 1 Plate - 1350m
11 February 2026 - 16:04
Track Rating: Soft 6, Weather: Fine, Rail Position: +9.5m Entire



Section	Overall	1200m	1000m	800m	600m	400m	200m						
Section Times	1:21.43 [1] (0:11.74)	1:09.69 [3] (0:11.26)	0:58.43 [1] (0:11.78)	0:46.65 [1] (0:12.19)	0:34.46 [1] (0:11.91)	0:22.55 [1] (0:11.10)	0:11.45 [2] (0:11.45)						
Average Speed [km/h]	46.0	63.9	61.3	59.1	60.0	64.5	62.8						
Top Speed [km/h]	60.9	65.2	65.1	59.6	61.6	66.0	66.0						
Avg. Dist. to Rail [m]	4.7	2.5	0.6	0.2	1.1	2.3	3.5						
Avg. Stride Freq. [Hz]	2.2	2.4	2.3	2.2	2.3	2.3	2.3						
Avg. Stride Length [m]	5.8	7.6	7.4	7.3	7.4	7.7	7.6						



[] Ranking at each section and finish
-.-.- No data available at this section
NA No data available



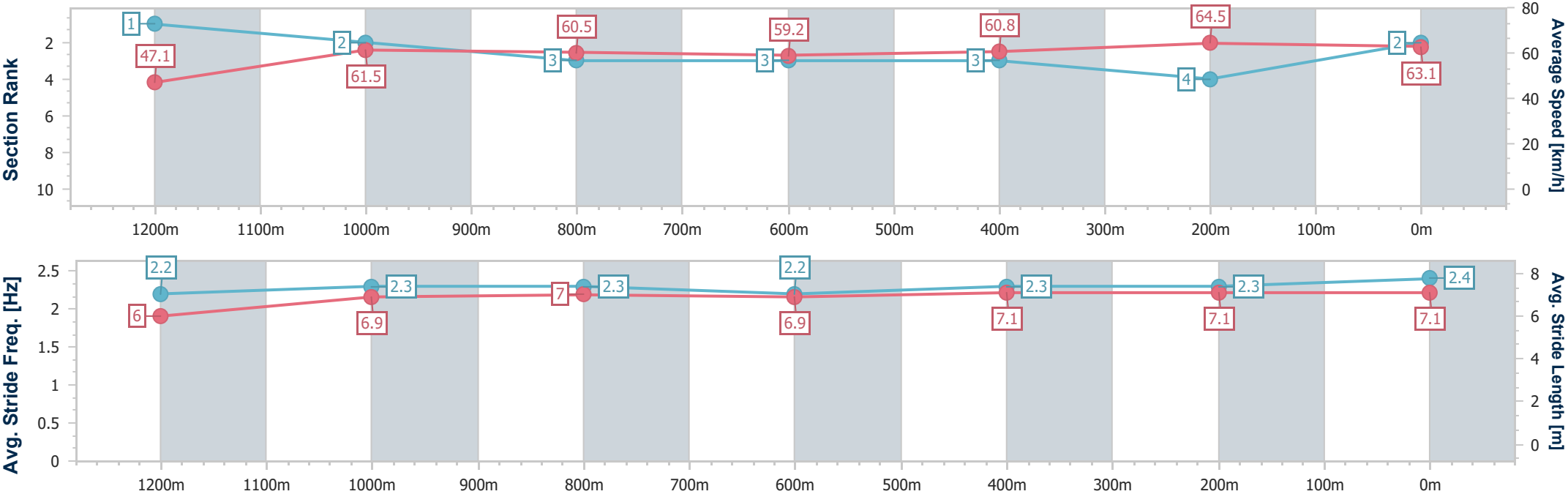
Horse/Jockey Name	Fireforce
Final Rank	2
Fastest Section Time (Section)	0:11.13 (400m)
Top Speed [km/h] (Section)	66.1 (400m)
Race State	Finished



DoombenProfessional
Race 5: Girls Day Out on Sale Now Class 1 Plate - 1350m
11 February 2026 - 16:04
Track Rating: Soft 6, Weather: Fine, Rail Position: +9.5m Entire



Section	Overall	1200m	1000m	800m	600m	400m	200m						
Section Times	1:21.56 [2] (0:11.48)	1:10.08 [1] (0:11.71)	0:58.37 [2] (0:11.91)	0:46.46 [3] (0:12.16)	0:34.30 [3] (0:11.81)	0:22.49 [3] (0:11.13)	0:11.36 [4] (0:11.36)						
Average Speed [km/h]	47.1	61.5	60.5	59.2	60.8	64.5	63.1						
Top Speed [km/h]	58.5	62.9	62.4	60.1	62.3	66.1	65.2						
Avg. Dist. to Rail [m]	1.7	0.3	0.6	0.2	0.8	1.2	1.5						
Avg. Stride Freq. [Hz]	2.2	2.3	2.3	2.2	2.3	2.3	2.4						
Avg. Stride Length [m]	6.0	6.9	7.0	6.9	7.1	7.1	7.1						





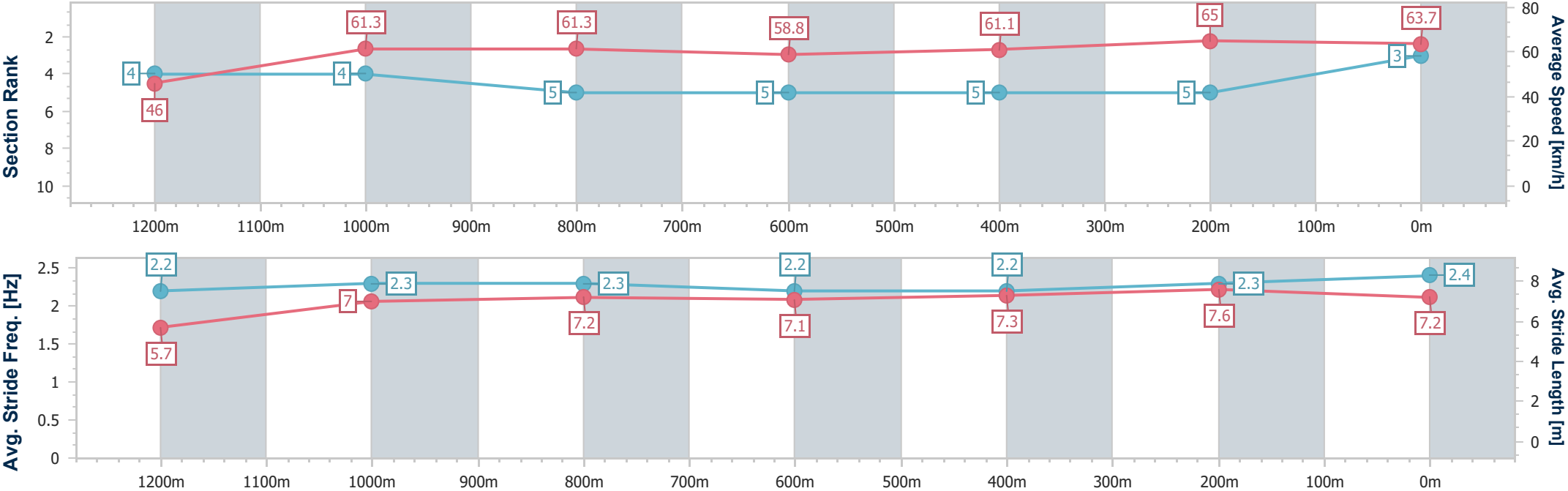
Horse/Jockey Name	Heavenly Impact
Final Rank	3
Fastest Section Time (Section)	0:11.04 (400m)
Top Speed [km/h] (Section)	67.4 (400m)
Race State	Finished



DoombenProfessional
Race 5: Girls Day Out on Sale Now Class 1 Plate - 1350m
11 February 2026 - 16:04
Track Rating: Soft 6, Weather: Fine, Rail Position: +9.5m Entire



Section	Overall	1200m	1000m	800m	600m	400m	200m						
Section Times	1:21.62 [3] (0:11.79)	1:09.83 [4] (0:11.73)	0:58.10 [4] (0:11.82)	0:46.28 [5] (0:12.20)	0:34.08 [5] (0:11.74)	0:22.34 [5] (0:11.04)	0:11.30 [5] (0:11.30)						
Average Speed [km/h]	46.0	61.3	61.3	58.8	61.1	65.0	63.7						
Top Speed [km/h]	60.0	63.0	62.5	60.5	63.0	67.4	66.5						
Avg. Dist. to Rail [m]	1.4	0.7	0.8	0.3	1.2	0.9	1.4						
Avg. Stride Freq. [Hz]	2.2	2.3	2.3	2.2	2.2	2.3	2.4						
Avg. Stride Length [m]	5.7	7.0	7.2	7.1	7.3	7.6	7.2						





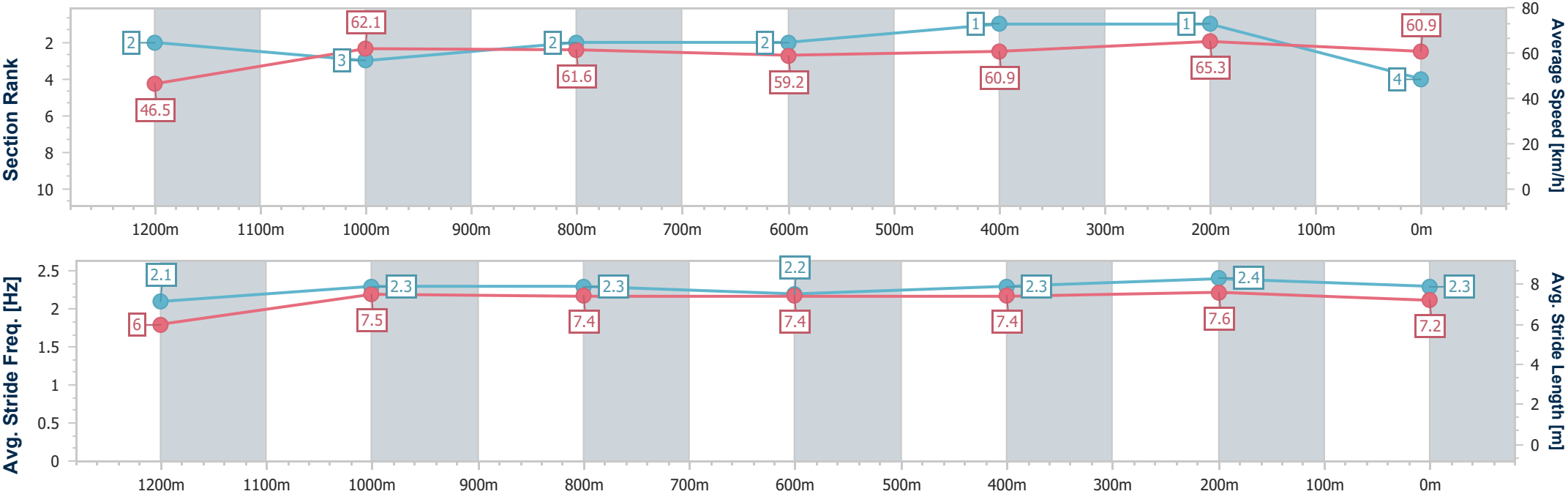
Horse/Jockey Name	Dashing Hope
Final Rank	4
Fastest Section Time (Section)	0:11.03 (400m)
Top Speed [km/h] (Section)	66.2 (400m)
Race State	Finished



DoombenProfessional
Race 5: Girls Day Out on Sale Now Class 1 Plate - 1350m
11 February 2026 - 16:04
Track Rating: Soft 6, Weather: Fine, Rail Position: +9.5m Entire



Section	Overall	1200m	1000m	800m	600m	400m	200m						
Section Times	1:21.74 [4] (0:11.68)	1:10.06 [2] (0:11.56)	0:58.50 [3] (0:11.72)	0:46.78 [2] (0:12.15)	0:34.63 [2] (0:11.77)	0:22.86 [1] (0:11.03)	0:11.83 [1] (0:11.83)						
Average Speed [km/h]	46.5	62.1	61.6	59.2	60.9	65.3	60.9						
Top Speed [km/h]	59.2	65.0	65.0	60.0	62.8	66.2	64.5						
Avg. Dist. to Rail [m]	3.0	1.2	1.0	0.5	0.7	1.2	1.8						
Avg. Stride Freq. [Hz]	2.1	2.3	2.3	2.2	2.3	2.4	2.3						
Avg. Stride Length [m]	6.0	7.5	7.4	7.4	7.4	7.6	7.2						





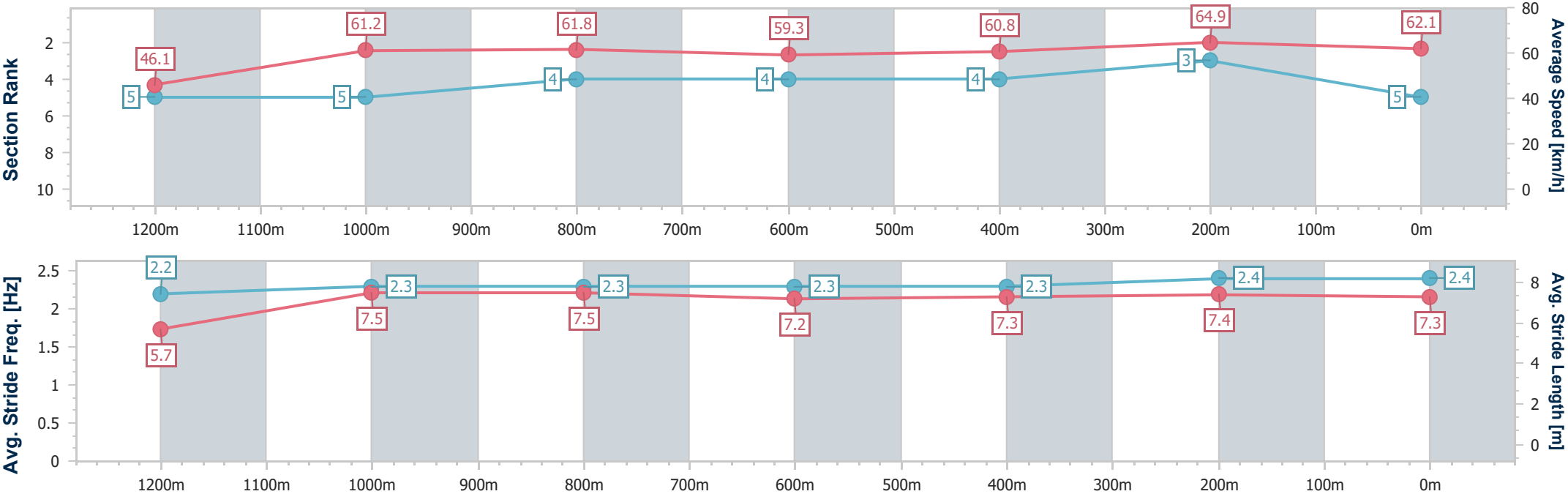
Horse/Jockey Name	Data Scramble
Final Rank	5
Fastest Section Time (Section)	0:11.01 (400m)
Top Speed [km/h] (Section)	66.4 (400m)
Race State	Finished



DoombenProfessional
Race 5: Girls Day Out on Sale Now Class 1 Plate - 1350m
11 February 2026 - 16:04
Track Rating: Soft 6, Weather: Fine, Rail Position: +9.5m Entire



Section	Overall	1200m	1000m	800m	600m	400m	200m						
Section Times	1:21.75 [5] (0:11.82)	1:09.93 [5] (0:11.76)	0:58.17 [5] (0:11.69)	0:46.48 [4] (0:12.13)	0:34.35 [4] (0:11.72)	0:22.63 [4] (0:11.01)	0:11.62 [3] (0:11.62)						
Average Speed [km/h]	46.1	61.2	61.8	59.3	60.8	64.9	62.1						
Top Speed [km/h]	59.7	64.1	64.0	60.3	62.8	66.4	65.1						
Avg. Dist. to Rail [m]	2.5	2.2	1.8	0.6	1.5	1.3	1.4						
Avg. Stride Freq. [Hz]	2.2	2.3	2.3	2.3	2.3	2.4	2.4						
Avg. Stride Length [m]	5.7	7.5	7.5	7.2	7.3	7.4	7.3						



[] Ranking at each section and finish
-.-.- No data available at this section
NA No data available



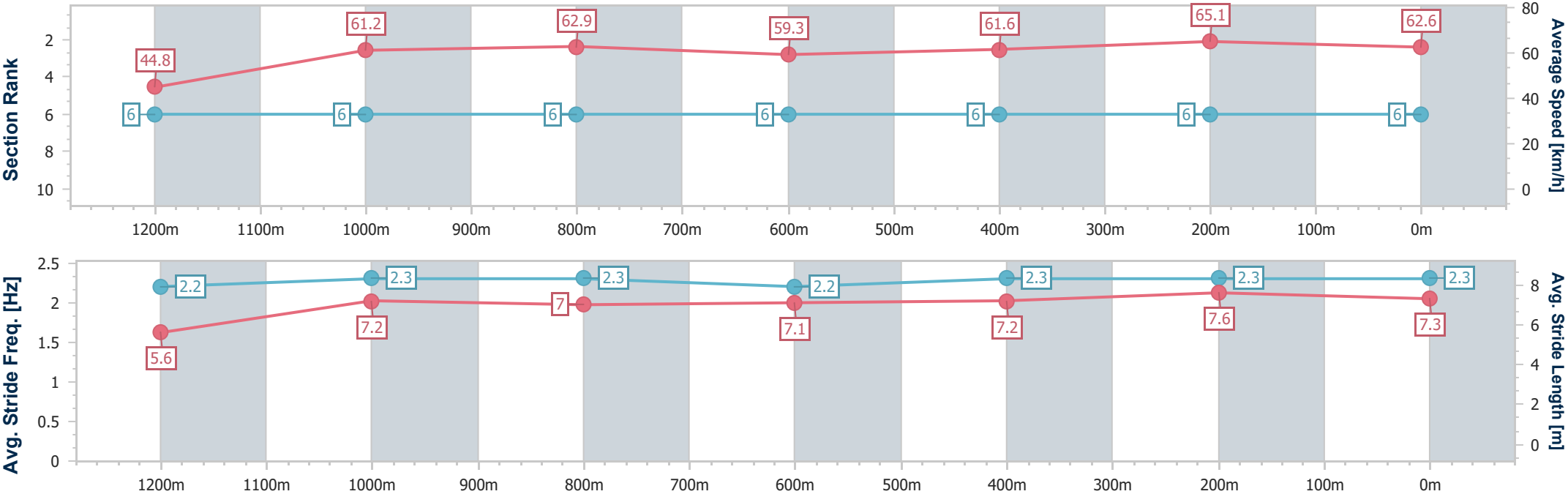
Horse/Jockey Name	Brutal Lass
Final Rank	6
Fastest Section Time (Section)	0:11.05 (400m)
Top Speed [km/h] (Section)	66.6 (400m)
Race State	Finished



DoombenProfessional
Race 5: Girls Day Out on Sale Now Class 1 Plate - 1350m
11 February 2026 - 16:04
Track Rating: Soft 6, Weather: Fine, Rail Position: +9.5m Entire



Section	Overall	1200m	1000m	800m	600m	400m	200m						
Section Times	1:21.85 [6] (0:12.10)	1:09.75 [6] (0:11.76)	0:57.99 [6] (0:11.52)	0:46.47 [6] (0:12.19)	0:34.28 [6] (0:11.74)	0:22.54 [6] (0:11.05)	0:11.49 [6] (0:11.49)						
Average Speed [km/h]	44.8	61.2	62.9	59.3	61.6	65.1	62.6						
Top Speed [km/h]	59.4	63.8	66.3	61.3	63.7	66.6	64.8						
Avg. Dist. to Rail [m]	4.3	1.6	1.7	1.3	0.5	0.8	2.0						
Avg. Stride Freq. [Hz]	2.2	2.3	2.3	2.2	2.3	2.3	2.3						
Avg. Stride Length [m]	5.6	7.2	7.0	7.1	7.2	7.6	7.3						





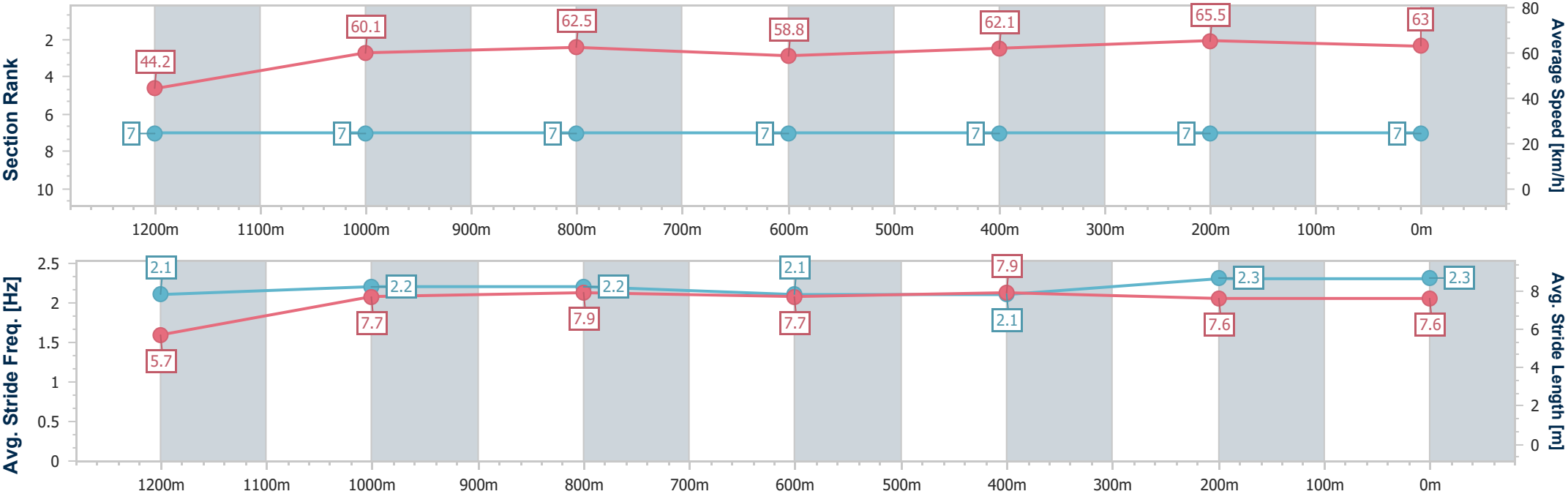
Horse/Jockey Name	Castello Grande
Final Rank	7
Fastest Section Time (Section)	0:10.98 (400m)
Top Speed [km/h] (Section)	66.7 (200m)
Race State	Finished



DoombenProfessional
Race 5: Girls Day Out on Sale Now Class 1 Plate - 1350m
11 February 2026 - 16:04
Track Rating: Soft 6, Weather: Fine, Rail Position: +9.5m Entire



Section	Overall	1200m	1000m	800m	600m	400m	200m						
Section Times	1:21.94 [7] (0:12.25)	1:09.69 [7] (0:12.00)	0:57.69 [7] (0:11.53)	0:46.16 [7] (0:12.20)	0:33.96 [7] (0:11.55)	0:22.41 [7] (0:10.98)	0:11.43 [7] (0:11.43)						
Average Speed [km/h]	44.2	60.1	62.5	58.8	62.1	65.5	63.0						
Top Speed [km/h]	58.5	62.2	64.0	60.0	65.6	66.6	66.7						
Avg. Dist. to Rail [m]	6.1	1.8	1.3	0.5	1.1	1.9	4.7						
Avg. Stride Freq. [Hz]	2.1	2.2	2.2	2.1	2.1	2.3	2.3						
Avg. Stride Length [m]	5.7	7.7	7.9	7.7	7.9	7.6	7.6						





DoombenProfessional

Race 6: Magic Millions Digital BM68 Handicap - 2240m

11 February 2026 - 16:39



BRISBANE
RACING CLUB

Track Rating: Soft 6, Weather: Fine, Rail Position: +9.5m Entire

Section						Overall	2000m	1800m	1600m	1400m	1200m	1000m	Last 600m		
Field Times						2:19.37 (0:16.95)	2:02.42 (0:11.22)	1:51.20 (0:11.88)	1:39.32 (0:12.74)	1:26.58 (0:12.32)	1:14.26 (0:12.32)	1:01.94 (0:12.40)	0:37.04		
Rank	TAB	Horse/Jockey	Barrier	Top Speed [km/h]	Fastest Section										Distance Travelled [m]
1	7	LIBERTY PARK	1	63.8	0:11.45	2:19.37 [1]	2:01.96 [8]	1:50.51 [8]	1:38.49 [8]	1:25.73 [7]	1:13.14 [8]	1:00.66 [9]	0:35.88		
		Damien Thornton		2000m	2000m	(0:17.41)	(0:11.45)	(0:12.02)	(0:12.76)	(0:12.59)	(0:12.48)	(0:12.47)			
2	9	DEMARCAV	4	64.8	0:11.26	2:19.47 [2]	2:02.51 [2]	1:51.25 [3]	1:39.38 [2]	1:26.66 [2]	1:14.36 [1]	1:02.04 [1]	0:37.14 +0		
		Fiona Sandkuhl		2000m	2000m	(0:16.96)	(0:11.26)	(0:11.87)	(0:12.72)	(0:12.30)	(0:12.32)	(0:12.40)			
3	3	LENAPE VIBE	10	64.4	0:11.34	2:19.62 [3]	2:01.82 [10]	1:50.48 [10]	1:38.57 [10]	1:25.80 [9]	1:13.28 [9]	1:00.80 [10]	0:36.03 -7		
		Benjamin Osmond		2000m	2000m	(0:17.80)	(0:11.34)	(0:11.91)	(0:12.77)	(0:12.52)	(0:12.48)	(0:12.59)			
4	10	VERMILION KIRIN	5	65.0	0:11.22	2:19.91 [4]	2:02.96 [1]	1:51.74 [1]	1:39.62 [3]	1:26.82 [4]	1:14.48 [3]	1:02.16 [4]	0:37.35 -2		
		Georgina Cartwright		2000m	2000m	(0:16.95)	(0:11.22)	(0:12.12)	(0:12.80)	(0:12.34)	(0:12.32)	(0:12.42)			
5	11	TECHNA	3	64.4	0:11.33	2:20.27 [5]	2:03.16 [4]	1:51.83 [4]	1:39.76 [4]	1:26.91 [6]	1:14.48 [5]	1:02.09 [5]	0:37.30 -4		
		Daniel Moor		2000m	2000m	(0:17.11)	(0:11.33)	(0:12.07)	(0:12.85)	(0:12.43)	(0:12.39)	(0:12.39)			
6	12	WHATJEUDOIN'	8	64.4	0:11.40	2:20.27 [6]	2:02.94 [7]	1:51.54 [7]	1:39.51 [7]	1:26.60 [8]	1:14.19 [7]	1:01.80 [7]	0:37.02 -4		
		Mark Du Plessis		2000m	2000m	(0:17.33)	(0:11.40)	(0:12.03)	(0:12.91)	(0:12.41)	(0:12.39)	(0:12.44)			
7	6	BITOFTHEBLARNEY	9	64.4	0:11.38	2:20.43 [7]	2:03.30 [6]	1:51.92 [5]	1:39.84 [6]	1:27.51 [3]	1:14.99 [4]	1:02.68 [3]	0:37.81 -2		
		Ben Thompson		Overall	2000m	(0:17.13)	(0:11.38)	(0:12.08)	(0:12.33)	(0:12.52)	(0:12.31)	(0:12.42)			
8	1	GUARDED OPTIMIST	2	64.1	0:11.42	2:20.71 [8]	2:03.62 [3]	1:52.20 [6]	1:40.16 [5]	1:27.46 [5]	1:14.85 [6]	1:02.42 [6]	0:37.56 -2		
		Jasper Franklin		2000m	2000m	(0:17.09)	(0:11.42)	(0:12.04)	(0:12.70)	(0:12.61)	(0:12.43)	(0:12.49)			
9	2	PURE DEAL	6	64.5	0:11.57	2:21.13 [9]	2:03.70 [9]	1:52.13 [9]	1:40.17 [9]	1:27.24 [10]	1:14.77 [10]	1:02.46 [8]	0:37.46 -3		
		Courtney Bellamy		Overall	2000m	(0:17.43)	(0:11.57)	(0:11.96)	(0:12.93)	(0:12.47)	(0:12.31)	(0:12.61)			
10	5	BAVARIAN LADY	7	65.6	0:11.08	2:21.65 [10]	2:04.52 [5]	1:53.44 [2]	1:41.60 [1]	1:28.86 [1]	1:16.50 [2]	1:04.16 [2]	0:39.28 -1		
		Rob Thorburn		2000m	2000m	(0:17.13)	(0:11.08)	(0:11.84)	(0:12.74)	(0:12.36)	(0:12.34)	(0:12.42)			

Scratched: Aldeenaary (#8), Lovey Dovey (#4)

Report Created: Wed 11 February 2026 17:21 GMT (Note: Timing is based on position data)

Page 1/12

[] Ranking at each section and finish
-:-:- No data available at this section
NA No data available

SCN Saddle cloth number
DNF Did not finish
DNT Did not track

data processed by  TRIPLESDATA



DoombenProfessional

Race 6: Magic Millions Digital BM68 Handicap - 2240m

11 February 2026 - 16:39



BRISBANE
RACING CLUB

Track Rating: Soft 6, Weather: Fine, Rail Position: +9.5m Entire

Section		Field Times				800m	600m	400m	200m	Last 600m	
						0:49.54 (0:12.50)	0:37.04 (0:12.27)	0:24.77 (0:12.04)	0:12.73 (0:12.73)	0:37.04	
Rank	TAB	Horse/Jockey	Barrier	Top Speed [km/h]	Fastest Section					Margin	Distance Travelled [m]
1	7	LIBERTY PARK	1	63.8	0:11.45	0:48.19 [8]	0:35.88 [8]	0:23.98 [7]	0:12.29 [3]	2:19.37	0:35.88
		Damien Thornton		2000m	2000m	(0:12.31)	(0:11.90)	(0:11.69)	(0:12.29)		
2	9	DEMARCAY	4	64.8	0:11.26	0:49.64 [1]	0:37.14 [1]	0:24.87 [1]	0:12.83 [1]	0.56L	0:37.14 +0
		Fiona Sandkuhl		2000m	2000m	(0:12.50)	(0:12.27)	(0:12.04)	(0:12.83)		
3	3	LENAPE VIBE	10	64.4	0:11.34	0:48.21 [10]	0:36.03 [9]	0:23.99 [9]	0:12.36 [5]	1.44L	0:36.03 -7
		Benjamin Osmond		2000m	2000m	(0:12.18)	(0:12.04)	(0:11.63)	(0:12.36)		
4	10	VERMILION KIRIN	5	65.0	0:11.22	0:49.74 [4]	0:37.35 [3]	0:24.99 [3]	0:12.90 [2]	3.12L	0:37.35 -2
		Georgina Cartwright		2000m	2000m	(0:12.39)	(0:12.36)	(0:12.09)	(0:12.90)		
5	11	TECHNA	3	64.4	0:11.33	0:49.70 [5]	0:37.30 [5]	0:25.09 [5]	0:12.99 [6]	5.24L	0:37.30 -4
		Daniel Moor		2000m	2000m	(0:12.40)	(0:12.21)	(0:12.10)	(0:12.99)		
6	12	WHATJEUDOIN'	8	64.4	0:11.40	0:49.36 [7]	0:37.02 [7]	0:24.79 [8]	0:12.71 [9]	5.28L	0:37.02 -4
		Mark Du Plessis		2000m	2000m	(0:12.34)	(0:12.23)	(0:12.08)	(0:12.71)		
7	6	BITOFTHEBLARNEY	9	64.4	0:11.38	0:50.26 [3]	0:37.81 [4]	0:25.61 [2]	0:13.31 [4]	6.19L	0:37.81 -2
		Ben Thompson		Overall	2000m	(0:12.45)	(0:12.20)	(0:12.30)	(0:13.31)		
8	1	GUARDED OPTIMIST	2	64.1	0:11.42	0:49.93 [6]	0:37.56 [6]	0:25.36 [6]	0:13.22 [8]	7.88L	0:37.56 -2
		Jasper Franklin		2000m	2000m	(0:12.37)	(0:12.20)	(0:12.14)	(0:13.22)		
9	2	PURE DEAL	6	64.5	0:11.57	0:49.85 [9]	0:37.46 [10]	0:25.19 [10]	0:13.27 [10]	10.35L	0:37.46 -3
		Courtney Bellamy		Overall	2000m	(0:12.39)	(0:12.27)	(0:11.92)	(0:13.27)		
10	5	BAVARIAN LADY	7	65.6	0:11.08	0:51.74 [2]	0:39.28 [2]	0:26.66 [4]	0:14.21 [7]	13.39L	0:39.28 -1
		Rob Thorburn		2000m	2000m	(0:12.46)	(0:12.62)	(0:12.45)	(0:14.21)		

Scratched: Aldeenaary (#8), Lovey Dovey (#4)

Report Created: Wed 11 February 2026 17:21 GMT (Note: Timing is based on position data)

Page 2/12

[] Ranking at each section and finish
-:-:- No data available at this section
NA No data available

SCN Saddle cloth number
DNF Did not finish
DNT Did not track

data processed by  TRIPLESDATA



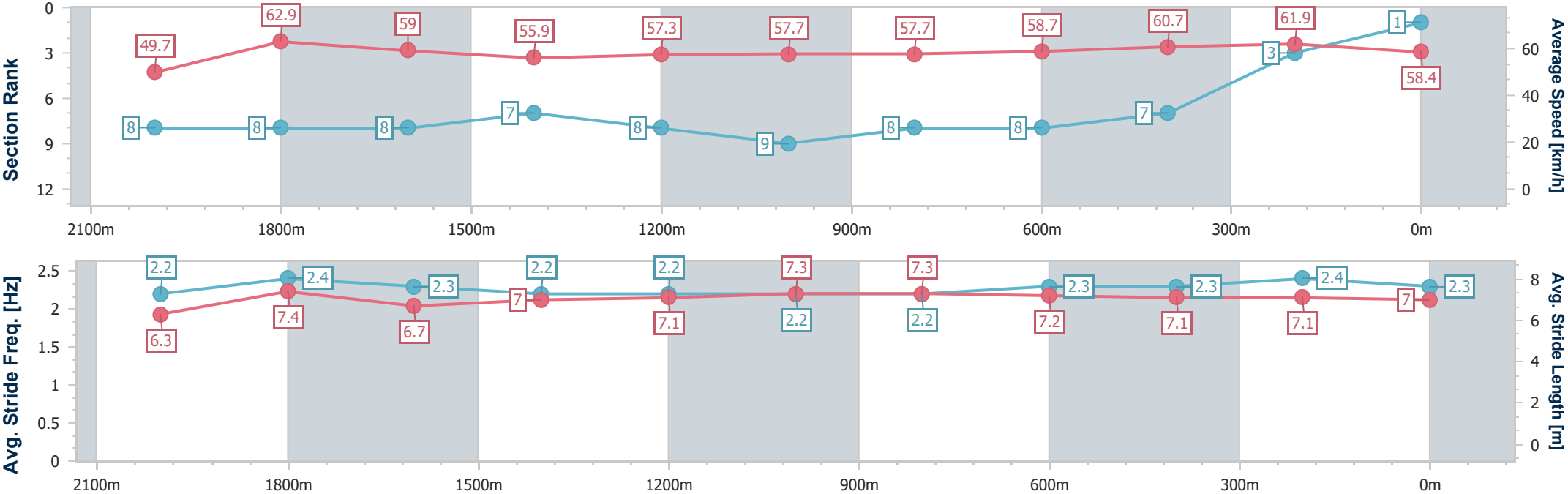
Horse/Jockey Name	Liberty Park
Final Rank	1
Fastest Section Time (Section)	0:11.45 (2000m)
Top Speed [km/h] (Section)	63.8 (2000m)
Race State	Finished



DoombenProfessional
Race 6: Magic Millions Digital BM68 Handicap - 2240m
11 February 2026 - 16:39
Track Rating: Soft 6, Weather: Fine, Rail Position: +9.5m Entire



Section	Overall	2000m	1800m	1600m	1400m	1200m	1000m	800m	600m	400m	200m		
Section Times	2:19.37 [1] (0:17.41)	2:01.96 [8] (0:11.45)	1:50.51 [8] (0:12.02)	1:38.49 [8] (0:12.76)	1:25.73 [7] (0:12.59)	1:13.14 [8] (0:12.48)	1:00.66 [9] (0:12.47)	0:48.19 [8] (0:12.31)	0:35.88 [8] (0:11.90)	0:23.98 [7] (0:11.69)	0:12.29 [3] (0:12.29)		
Average Speed [km/h]	49.7	62.9	59.0	55.9	57.3	57.7	57.7	58.7	60.7	61.9	58.4		
Top Speed [km/h]	63.8	63.8	62.0	58.2	58.1	58.4	59.1	60.2	62.2	62.5	60.3		
Avg. Dist. to Rail [m]	1.4	1.8	2.2	1.8	0.6	0.5	0.5	0.6	0.5	2.7	4.4		
Avg. Stride Freq. [Hz]	2.2	2.4	2.3	2.2	2.2	2.2	2.2	2.3	2.3	2.4	2.3		
Avg. Stride Length [m]	6.3	7.4	6.7	7.0	7.1	7.3	7.3	7.2	7.1	7.1	7.0		





Horse/Jockey Name	Demarcay
Final Rank	2
Fastest Section Time (Section)	0:11.26 (2000m)
Top Speed [km/h] (Section)	64.8 (2000m)
Race State	Finished



DoombenProfessional

Race 6: Magic Millions Digital BM68 Handicap - 2240m

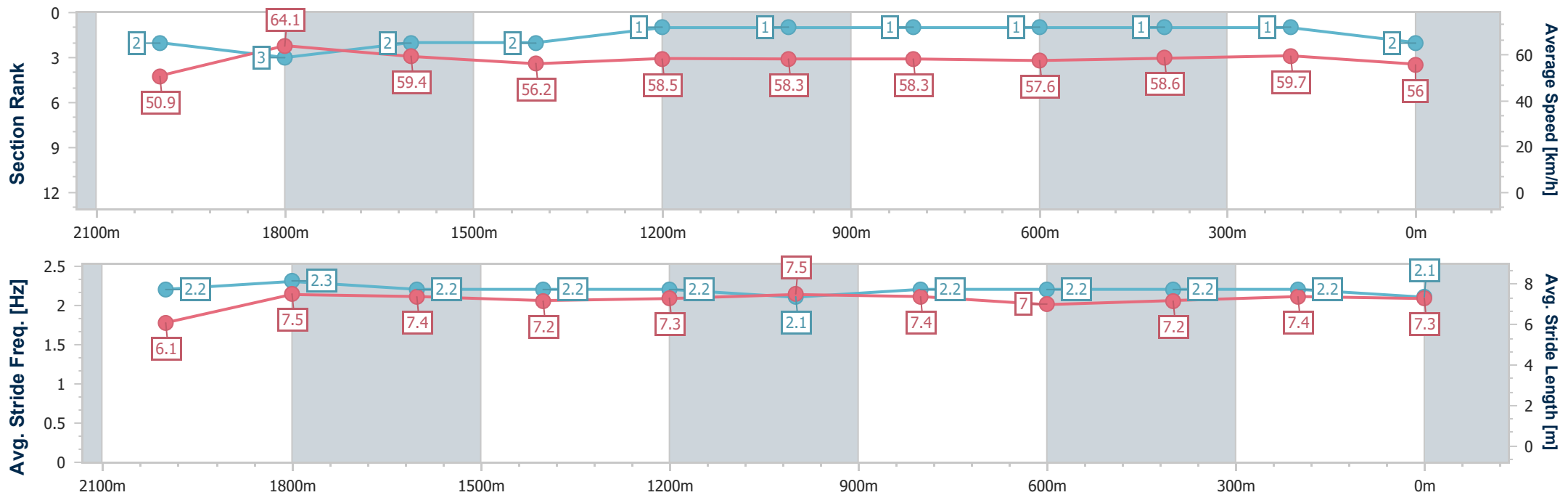
11 February 2026 - 16:39

Track Rating: Soft 6, Weather: Fine, Rail Position: +9.5m Entire



BRISBANE
RACING CLUB

Section	Overall	2000m	1800m	1600m	1400m	1200m	1000m	800m	600m	400m	200m		
Section Times	2:19.47 [2] (0:16.96)	2:02.51 [2] (0:11.26)	1:51.25 [3] (0:11.87)	1:39.38 [2] (0:12.72)	1:26.66 [2] (0:12.30)	1:14.36 [1] (0:12.32)	1:02.04 [1] (0:12.40)	0:49.64 [1] (0:12.50)	0:37.14 [1] (0:12.27)	0:24.87 [1] (0:12.04)	0:12.83 [1] (0:12.83)		
Average Speed [km/h]	50.9	64.1	59.4	56.2	58.5	58.3	58.3	57.6	58.6	59.7	56.0		
Top Speed [km/h]	64.7	64.8	62.4	58.8	59.1	58.9	58.8	58.1	59.3	60.2	59.0		
Avg. Dist. to Rail [m]	2.5	1.2	2.5	2.2	0.5	0.3	0.4	0.4	0.5	1.6	1.3		
Avg. Stride Freq. [Hz]	2.2	2.3	2.2	2.2	2.2	2.1	2.2	2.2	2.2	2.2	2.1		
Avg. Stride Length [m]	6.1	7.5	7.4	7.2	7.3	7.5	7.4	7.0	7.2	7.4	7.3		





Horse/Jockey Name	Lenape Vibe
Final Rank	3
Fastest Section Time (Section)	0:11.34 (2000m)
Top Speed [km/h] (Section)	64.4 (2000m)
Race State	Finished



DoombenProfessional

Race 6: Magic Millions Digital BM68 Handicap - 2240m

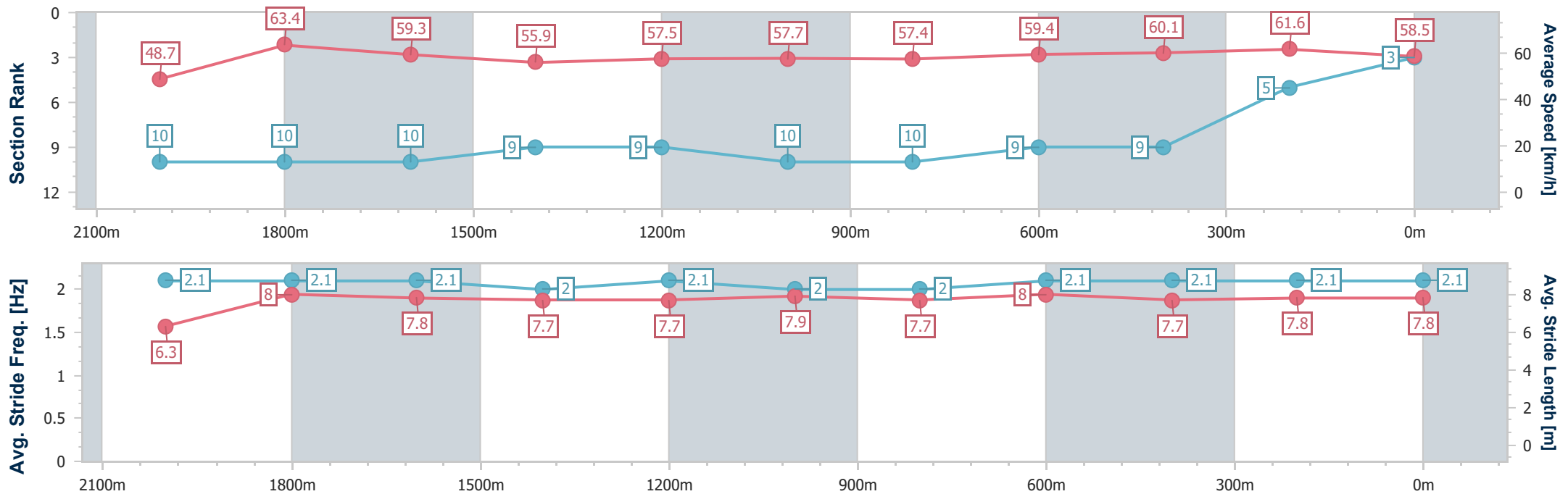
11 February 2026 - 16:39

Track Rating: Soft 6, Weather: Fine, Rail Position: +9.5m Entire



BRISBANE
RACING CLUB

Section	Overall	2000m	1800m	1600m	1400m	1200m	1000m	800m	600m	400m	200m		
Section Times	2:19.62 [3] (0:17.80)	2:01.82 [10] (0:11.34)	1:50.48 [10] (0:11.91)	1:38.57 [10] (0:12.77)	1:25.80 [9] (0:12.52)	1:13.28 [9] (0:12.48)	1:00.80 [10] (0:12.59)	0:48.21 [10] (0:12.18)	0:36.03 [9] (0:12.04)	0:23.99 [9] (0:11.63)	0:12.36 [5] (0:12.36)		
Average Speed [km/h]	48.7	63.4	59.3	55.9	57.5	57.7	57.4	59.4	60.1	61.6	58.5		
Top Speed [km/h]	64.1	64.4	61.9	57.4	58.6	58.4	58.5	59.9	61.7	62.5	60.7		
Avg. Dist. to Rail [m]	3.0	1.5	2.7	2.4	0.8	0.8	1.0	1.4	0.8	1.6	5.0		
Avg. Stride Freq. [Hz]	2.1	2.1	2.1	2.0	2.1	2.0	2.0	2.1	2.1	2.1	2.1		
Avg. Stride Length [m]	6.3	8.0	7.8	7.7	7.7	7.9	7.7	8.0	7.7	7.8	7.8		





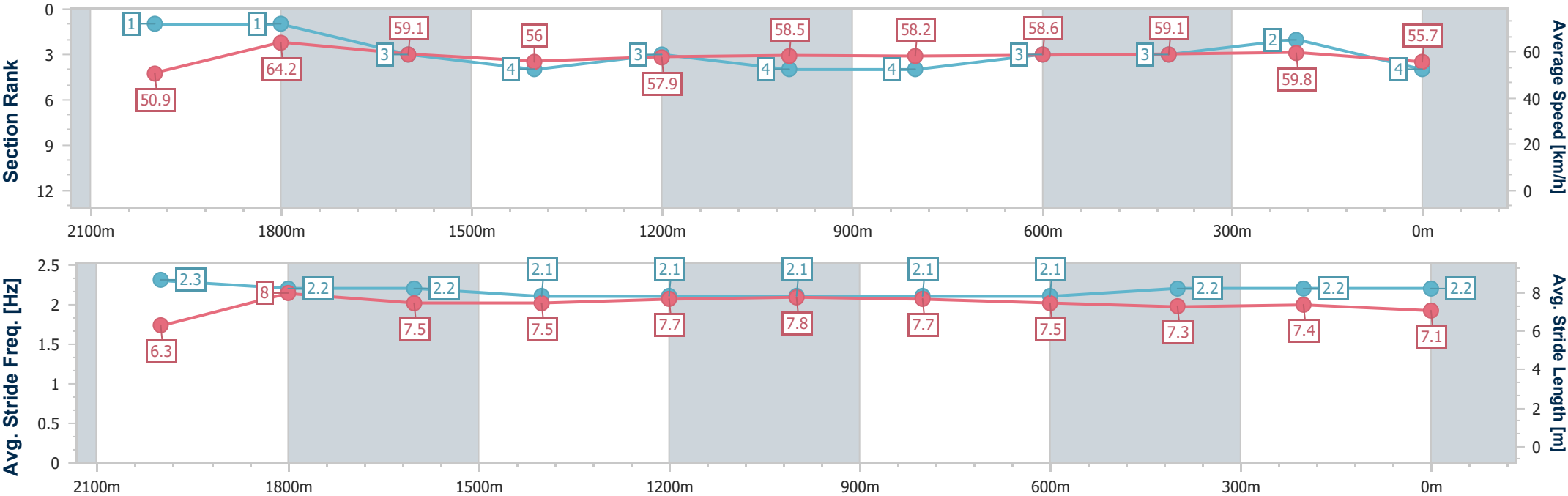
Horse/Jockey Name	Vermilion Kirin
Final Rank	4
Fastest Section Time (Section)	0:11.22 (2000m)
Top Speed [km/h] (Section)	65.0 (2000m)
Race State	Finished



DoombenProfessional
Race 6: Magic Millions Digital BM68 Handicap - 2240m
11 February 2026 - 16:39
Track Rating: Soft 6, Weather: Fine, Rail Position: +9.5m Entire



Section	Overall	2000m	1800m	1600m	1400m	1200m	1000m	800m	600m	400m	200m		
Section Times	2:19.91 [4] (0:16.95)	2:02.96 [1] (0:11.22)	1:51.74 [1] (0:12.12)	1:39.62 [3] (0:12.80)	1:26.82 [4] (0:12.34)	1:14.48 [3] (0:12.32)	1:02.16 [4] (0:12.42)	0:49.74 [4] (0:12.39)	0:37.35 [3] (0:12.36)	0:24.99 [3] (0:12.09)	0:12.90 [2] (0:12.90)		
Average Speed [km/h]	50.9	64.2	59.1	56.0	57.9	58.5	58.2	58.6	59.1	59.8	55.7		
Top Speed [km/h]	64.1	65.0	62.5	57.7	58.3	59.0	58.6	59.1	60.0	60.3	58.8		
Avg. Dist. to Rail [m]	3.5	1.1	0.7	1.0	0.8	0.2	0.4	2.0	2.7	1.5	2.9		
Avg. Stride Freq. [Hz]	2.3	2.2	2.2	2.1	2.1	2.1	2.1	2.1	2.2	2.2	2.2		
Avg. Stride Length [m]	6.3	8.0	7.5	7.5	7.7	7.8	7.7	7.5	7.3	7.4	7.1		





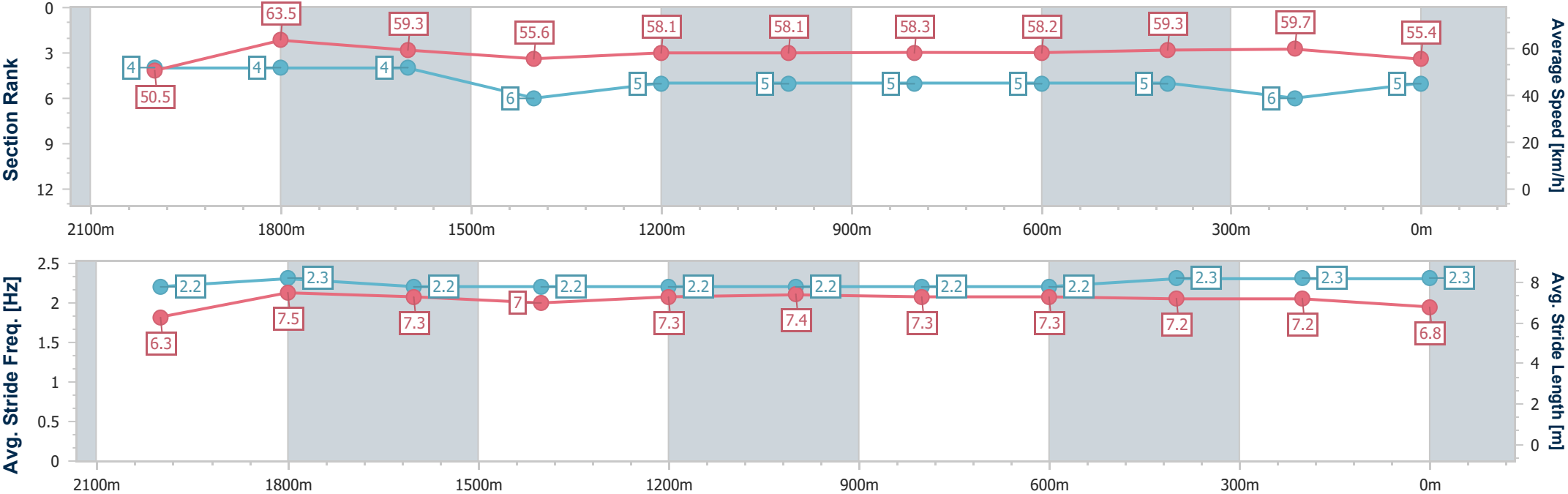
Horse/Jockey Name	Techna
Final Rank	5
Fastest Section Time (Section)	0:11.33 (2000m)
Top Speed [km/h] (Section)	64.4 (2000m)
Race State	Finished



DoombenProfessional
Race 6: Magic Millions Digital BM68 Handicap - 2240m
11 February 2026 - 16:39
Track Rating: Soft 6, Weather: Fine, Rail Position: +9.5m Entire



Section	Overall	2000m	1800m	1600m	1400m	1200m	1000m	800m	600m	400m	200m		
Section Times	2:20.27 [5] (0:17.11)	2:03.16 [4] (0:11.33)	1:51.83 [4] (0:12.07)	1:39.76 [4] (0:12.85)	1:26.91 [6] (0:12.43)	1:14.48 [5] (0:12.39)	1:02.09 [5] (0:12.39)	0:49.70 [5] (0:12.40)	0:37.30 [5] (0:12.21)	0:25.09 [5] (0:12.10)	0:12.99 [6] (0:12.99)		
Average Speed [km/h]	50.5	63.5	59.3	55.6	58.1	58.1	58.3	58.2	59.3	59.7	55.4		
Top Speed [km/h]	63.9	64.4	62.1	57.6	58.8	59.0	58.9	58.8	59.7	60.4	58.6		
Avg. Dist. to Rail [m]	1.0	0.8	1.1	1.2	0.7	1.1	1.2	0.9	0.7	1.2	2.9		
Avg. Stride Freq. [Hz]	2.2	2.3	2.2	2.2	2.2	2.2	2.2	2.2	2.3	2.3	2.3		
Avg. Stride Length [m]	6.3	7.5	7.3	7.0	7.3	7.4	7.3	7.3	7.2	7.2	6.8		



[] Ranking at each section and finish
-.-.- No data available at this section
NA No data available



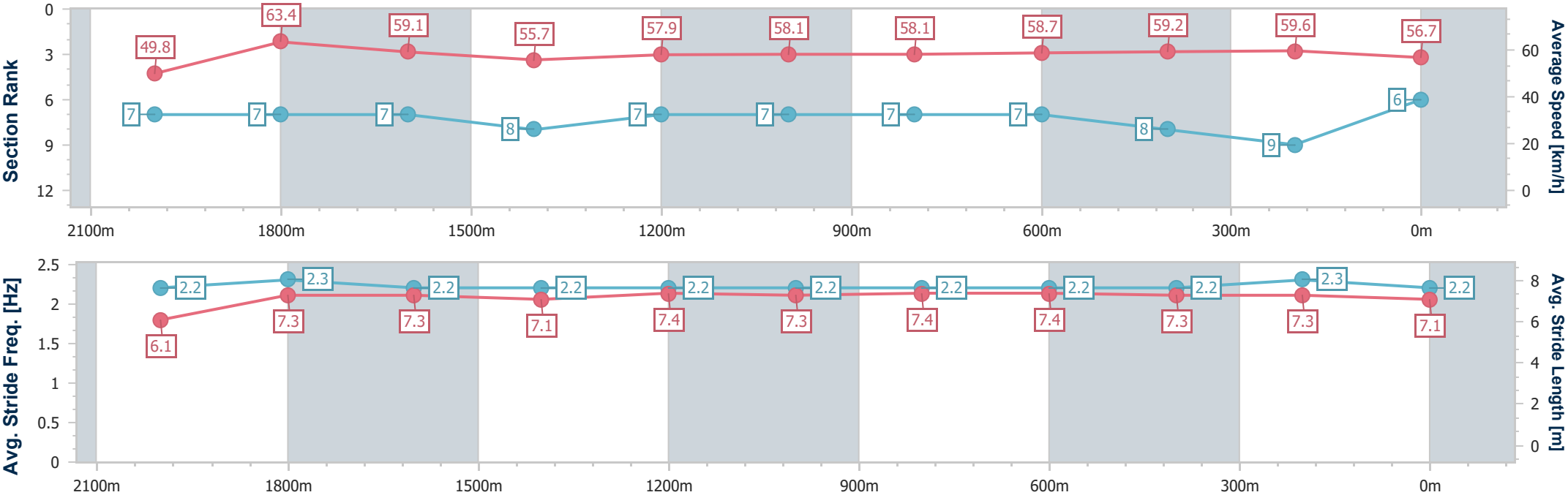
Horse/Jockey Name	Whatjeudoin'
Final Rank	6
Fastest Section Time (Section)	0:11.40 (2000m)
Top Speed [km/h] (Section)	64.4 (2000m)
Race State	Finished



DooombenProfessional
Race 6: Magic Millions Digital BM68 Handicap - 2240m
11 February 2026 - 16:39
Track Rating: Soft 6, Weather: Fine, Rail Position: +9.5m Entire



Section	Overall	2000m	1800m	1600m	1400m	1200m	1000m	800m	600m	400m	200m		
Section Times	2:20.27 [6] (0:17.33)	2:02.94 [7] (0:11.40)	1:51.54 [7] (0:12.03)	1:39.51 [7] (0:12.91)	1:26.60 [8] (0:12.41)	1:14.19 [7] (0:12.39)	1:01.80 [7] (0:12.44)	0:49.36 [7] (0:12.34)	0:37.02 [7] (0:12.23)	0:24.79 [8] (0:12.08)	0:12.71 [9] (0:12.71)		
Average Speed [km/h]	49.8	63.4	59.1	55.7	57.9	58.1	58.1	58.7	59.2	59.6	56.7		
Top Speed [km/h]	62.9	64.4	61.4	57.4	59.1	59.3	59.5	59.4	59.9	60.6	58.5		
Avg. Dist. to Rail [m]	4.8	0.8	1.2	1.3	0.6	1.3	1.4	1.2	1.0	2.0	3.2		
Avg. Stride Freq. [Hz]	2.2	2.3	2.2	2.2	2.2	2.2	2.2	2.2	2.2	2.3	2.2		
Avg. Stride Length [m]	6.1	7.3	7.3	7.1	7.4	7.3	7.4	7.4	7.3	7.3	7.1		



[] Ranking at each section and finish
-.-.- No data available at this section
NA No data available



Horse/Jockey Name	Bitoftheblarney
Final Rank	7
Fastest Section Time (Section)	0:11.38 (2000m)
Top Speed [km/h] (Section)	64.4 (Overall)
Race State	Finished



DoombenProfessional

Race 6: Magic Millions Digital BM68 Handicap - 2240m

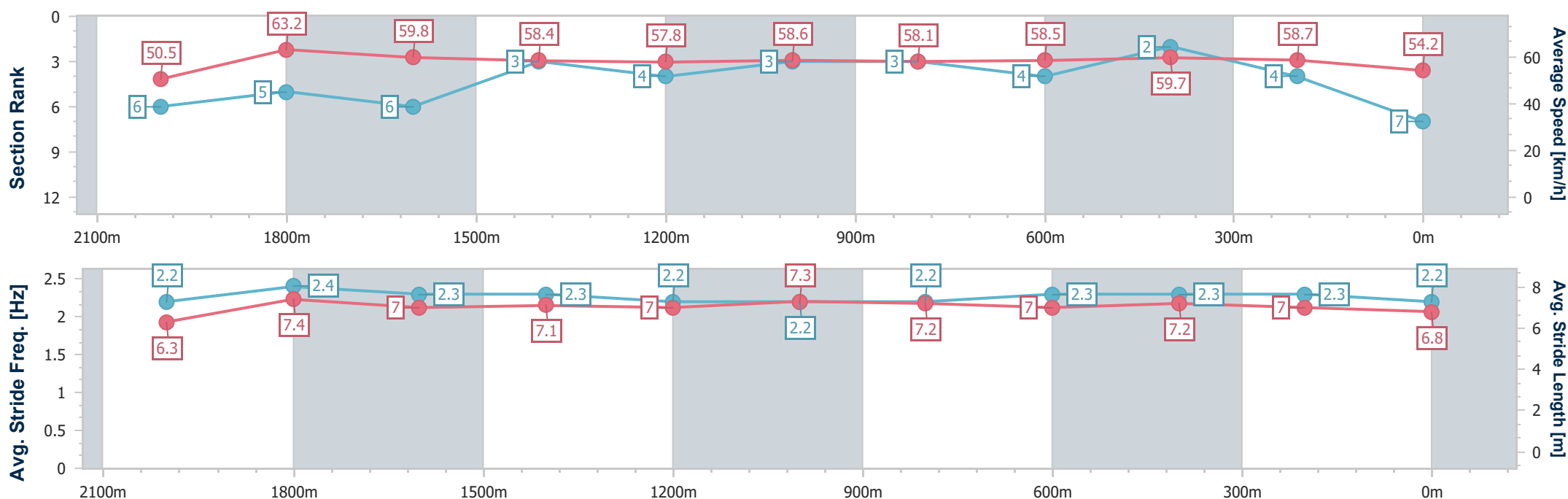
11 February 2026 - 16:39

Track Rating: Soft 6, Weather: Fine, Rail Position: +9.5m Entire



BRISBANE
RACING CLUB

Section	Overall	2000m	1800m	1600m	1400m	1200m	1000m	800m	600m	400m	200m		
Section Times	2:20.43 [7] (0:17.13)	2:03.30 [6] (0:11.38)	1:51.92 [5] (0:12.08)	1:39.84 [6] (0:12.33)	1:27.51 [3] (0:12.52)	1:14.99 [4] (0:12.31)	1:02.68 [3] (0:12.42)	0:50.26 [3] (0:12.45)	0:37.81 [4] (0:12.20)	0:25.61 [2] (0:12.30)	0:13.31 [4] (0:13.31)		
Average Speed [km/h]	50.5	63.2	59.8	58.4	57.8	58.6	58.1	58.5	59.7	58.7	54.2		
Top Speed [km/h]	64.4	64.2	62.3	59.1	58.3	59.1	58.7	58.9	60.5	59.6	57.3		
Avg. Dist. to Rail [m]	6.3	3.3	0.7	0.7	0.8	0.5	0.8	1.9	2.3	2.3	3.3		
Avg. Stride Freq. [Hz]	2.2	2.4	2.3	2.3	2.2	2.2	2.2	2.3	2.3	2.3	2.2		
Avg. Stride Length [m]	6.3	7.4	7.0	7.1	7.0	7.3	7.2	7.0	7.2	7.0	6.8		





Horse/Jockey Name	Guarded Optimist
Final Rank	8
Fastest Section Time (Section)	0:11.42 (2000m)
Top Speed [km/h] (Section)	64.1 (2000m)
Race State	Finished



DoombenProfessional

Race 6: Magic Millions Digital BM68 Handicap - 2240m

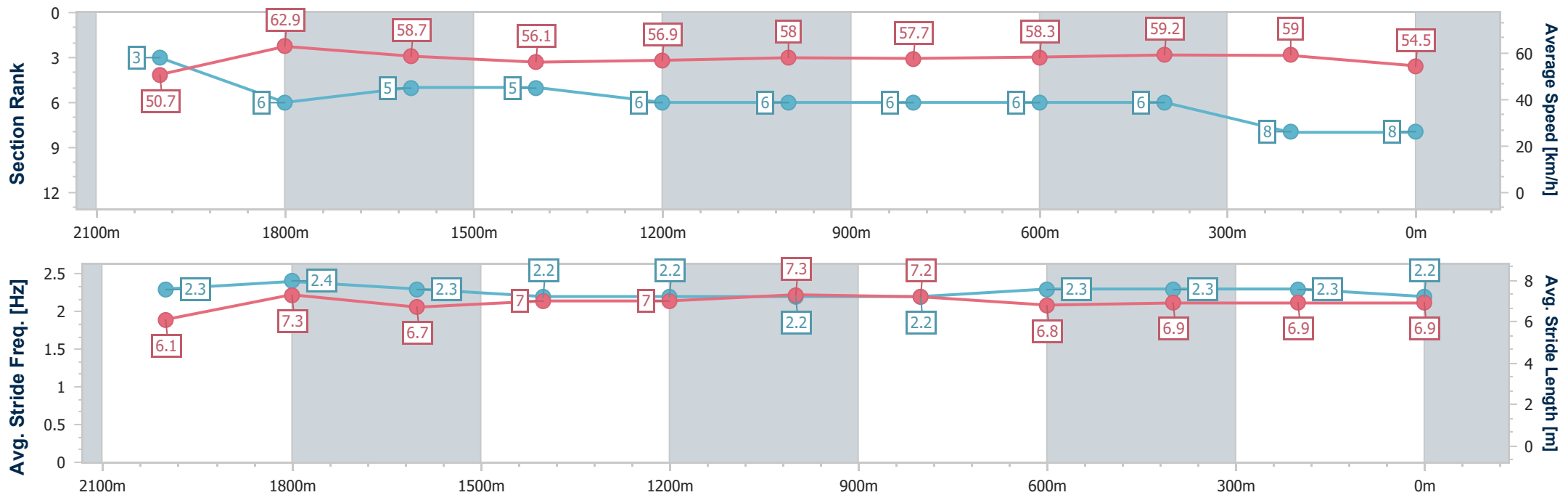
11 February 2026 - 16:39

Track Rating: Soft 6, Weather: Fine, Rail Position: +9.5m Entire



BRISBANE
RACING CLUB

Section	Overall	2000m	1800m	1600m	1400m	1200m	1000m	800m	600m	400m	200m		
Section Times	2:20.71 [8] (0:17.09)	2:03.62 [3] (0:11.42)	1:52.20 [6] (0:12.04)	1:40.16 [5] (0:12.70)	1:27.46 [5] (0:12.61)	1:14.85 [6] (0:12.43)	1:02.42 [6] (0:12.49)	0:49.93 [6] (0:12.37)	0:37.56 [6] (0:12.20)	0:25.36 [6] (0:12.14)	0:13.22 [8] (0:13.22)		
Average Speed [km/h]	50.7	62.9	58.7	56.1	56.9	58.0	57.7	58.3	59.2	59.0	54.5		
Top Speed [km/h]	63.8	64.1	61.6	58.2	57.4	58.2	58.8	59.4	59.6	59.9	57.6		
Avg. Dist. to Rail [m]	1.7	2.3	2.8	2.5	0.8	0.2	0.1	0.8	0.6	1.1	0.6		
Avg. Stride Freq. [Hz]	2.3	2.4	2.3	2.2	2.2	2.2	2.2	2.3	2.3	2.3	2.2		
Avg. Stride Length [m]	6.1	7.3	6.7	7.0	7.0	7.3	7.2	6.8	6.9	6.9	6.9		





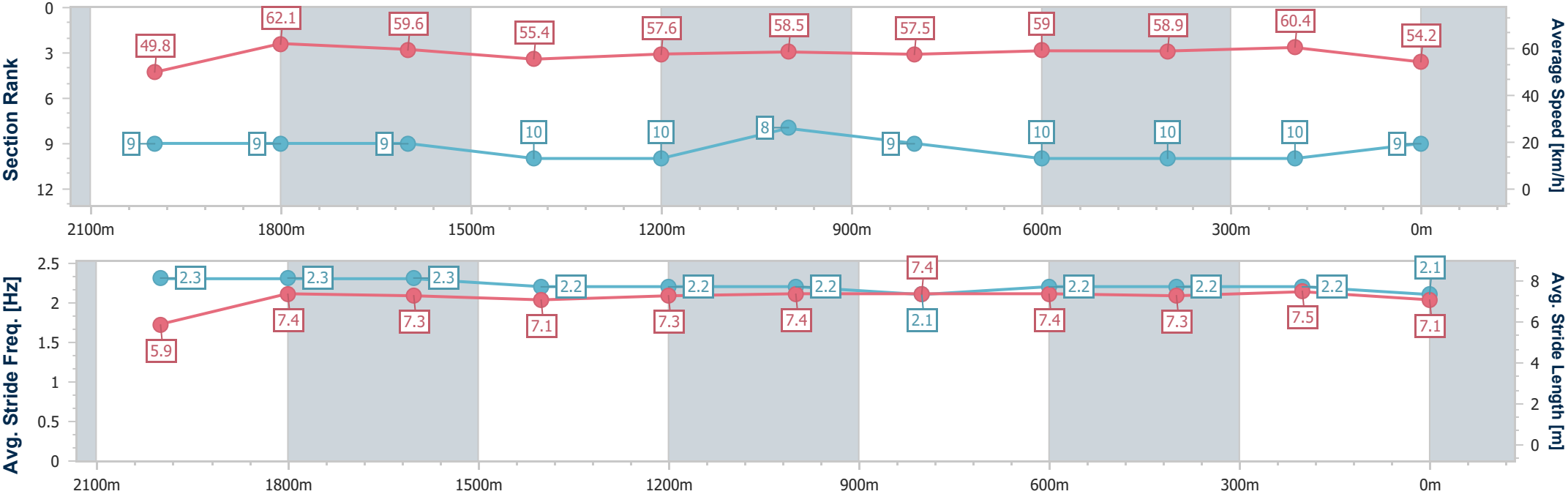
Horse/Jockey Name	Pure Deal
Final Rank	9
Fastest Section Time (Section)	0:11.57 (2000m)
Top Speed [km/h] (Section)	64.5 (Overall)
Race State	Finished



DoombenProfessional
Race 6: Magic Millions Digital BM68 Handicap - 2240m
11 February 2026 - 16:39
Track Rating: Soft 6, Weather: Fine, Rail Position: +9.5m Entire



Section	Overall	2000m	1800m	1600m	1400m	1200m	1000m	800m	600m	400m	200m		
Section Times	2:21.13 [9] (0:17.43)	2:03.70 [9] (0:11.57)	1:52.13 [9] (0:11.96)	1:40.17 [9] (0:12.93)	1:27.24 [10] (0:12.47)	1:14.77 [10] (0:12.31)	1:02.46 [8] (0:12.61)	0:49.85 [9] (0:12.39)	0:37.46 [10] (0:12.27)	0:25.19 [10] (0:11.92)	0:13.27 [10] (0:13.27)		
Average Speed [km/h]	49.8	62.1	59.6	55.4	57.6	58.5	57.5	59.0	58.9	60.4	54.2		
Top Speed [km/h]	64.5	63.6	61.3	57.5	59.3	59.2	59.1	59.8	59.9	61.0	59.2		
Avg. Dist. to Rail [m]	1.9	0.4	1.6	1.5	0.8	1.8	2.1	2.6	1.2	0.8	2.4		
Avg. Stride Freq. [Hz]	2.3	2.3	2.3	2.2	2.2	2.2	2.1	2.2	2.2	2.2	2.1		
Avg. Stride Length [m]	5.9	7.4	7.3	7.1	7.3	7.4	7.4	7.4	7.3	7.5	7.1		





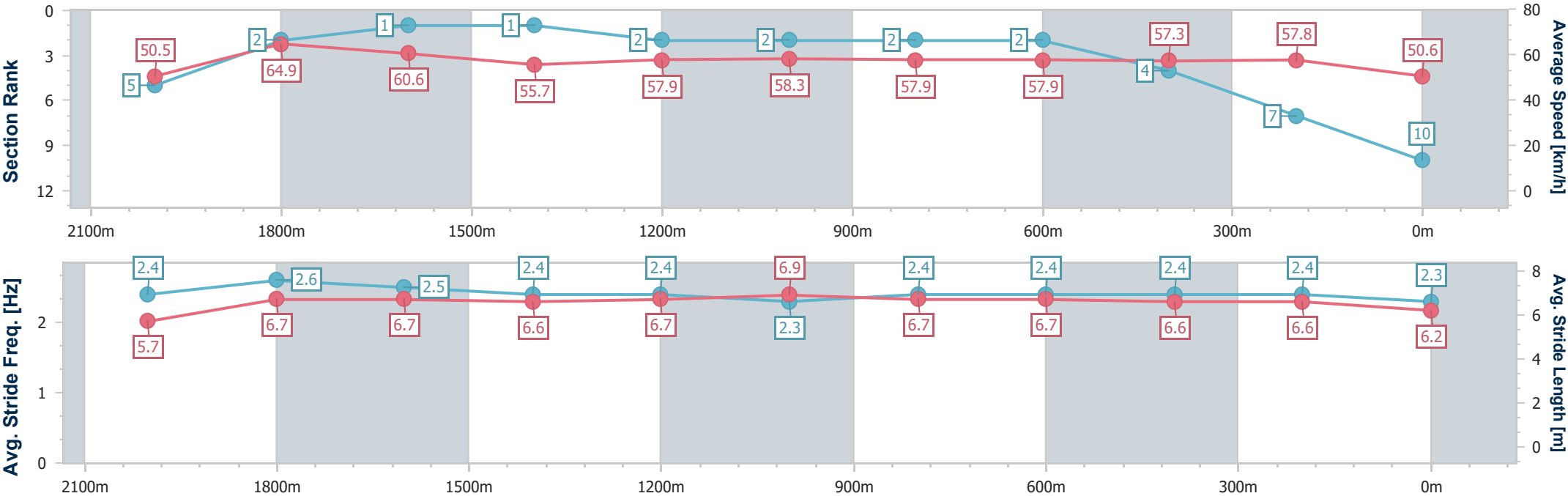
Horse/Jockey Name	Bavarian Lady
Final Rank	10
Fastest Section Time (Section)	0:11.08 (2000m)
Top Speed [km/h] (Section)	65.6 (2000m)
Race State	Finished



DoombenProfessional
Race 6: Magic Millions Digital BM68 Handicap - 2240m
11 February 2026 - 16:39
Track Rating: Soft 6, Weather: Fine, Rail Position: +9.5m Entire



Section	Overall	2000m	1800m	1600m	1400m	1200m	1000m	800m	600m	400m	200m		
Section Times	2:21.65 [10] (0:17.13)	2:04.52 [5] (0:11.08)	1:53.44 [2] (0:11.84)	1:41.60 [1] (0:12.74)	1:28.86 [1] (0:12.36)	1:16.50 [2] (0:12.34)	1:04.16 [2] (0:12.42)	0:51.74 [2] (0:12.46)	0:39.28 [2] (0:12.62)	0:26.66 [4] (0:12.45)	0:14.21 [7] (0:14.21)		
Average Speed [km/h]	50.5	64.9	60.6	55.7	57.9	58.3	57.9	57.9	57.3	57.8	50.6		
Top Speed [km/h]	64.9	65.6	65.0	58.7	58.2	59.0	58.5	58.3	58.3	58.6	57.0		
Avg. Dist. to Rail [m]	2.8	0.5	1.2	2.8	1.3	0.4	0.1	0.4	0.7	0.4	0.9		
Avg. Stride Freq. [Hz]	2.4	2.6	2.5	2.4	2.4	2.3	2.4	2.4	2.4	2.4	2.3		
Avg. Stride Length [m]	5.7	6.7	6.7	6.6	6.7	6.9	6.7	6.7	6.6	6.6	6.2		



[] Ranking at each section and finish
-.-.- No data available at this section
NA No data available



DoombenProfessional

Race 7: Sky Racing BM65 Handicap - 1650m

11 February 2026 - 17:15



BRISBANE
RACING CLUB

Track Rating: Soft 6, Weather: Fine, Rail Position: +9.5m Entire

Section						Overall	1400m	1200m	1000m	800m	600m	400m	Last 600m		
Field Times						1:41.13 (0:16.79)	1:24.34 (0:11.63)	1:12.71 (0:11.85)	1:00.86 (0:12.73)	0:48.13 (0:12.59)	0:35.54 (0:11.95)	0:23.59 (0:11.64)	0:35.54		
Rank	TAB	Horse/Jockey	Barrier	Top Speed [km/h]	Fastest Section									Distance Travelled [m]	
1	13	THE WHEELBARROW	8	65.3	0:11.29	1:41.13 [1]	1:23.37 [8]	1:11.63 [8]	0:59.77 [8]	0:47.18 [9]	0:34.96 [8]	0:23.24 [6]	0:34.96		
		Vlad Duric		400m	400m	(0:17.76)	(0:11.74)	(0:11.86)	(0:12.59)	(0:12.22)	(0:11.72)	(0:11.29)			
2	15	CHANCE WITH WOLVES	6	64.3	0:11.71	1:41.49 [2]	1:24.17 [6]	1:12.39 [6]	1:00.56 [6]	0:48.35 [3]	0:35.89 [2]	0:23.95 [1]	0:35.89	+0	
		Georgina Cartwright		Overall	400m	(0:17.32)	(0:11.78)	(0:11.83)	(0:12.21)	(0:12.46)	(0:11.94)	(0:11.71)			
3	3	ZOU BIG BOY	3	66.3	0:11.65	1:41.51 [3]	1:24.72 [1]	1:13.07 [2]	1:01.10 [2]	0:48.45 [2]	0:35.89 [3]	0:23.94 [2]	0:35.89	+1	
		Chelsea Baker		Overall	1400m	(0:16.79)	(0:11.65)	(0:11.97)	(0:12.65)	(0:12.56)	(0:11.95)	(0:11.65)			
4	7	RASHFORD	2	64.0	0:11.55	1:41.52 [4]	1:24.26 [5]	1:12.54 [4]	1:00.71 [4]	0:48.08 [5]	0:35.66 [5]	0:23.67 [5]	0:35.66	-2	
		Martin Harley		400m	400m	(0:17.26)	(0:11.72)	(0:11.83)	(0:12.63)	(0:12.42)	(0:11.99)	(0:11.55)			
5	5	THEBARBEROFSEVILLE	5	63.3	0:11.52	1:41.61 [5]	1:24.50 [4]	1:12.62 [5]	1:00.75 [5]	0:48.12 [6]	0:35.57 [7]	0:23.61 [8]	0:35.57	-1	
		Mark Du Plessis		400m	400m	(0:17.11)	(0:11.88)	(0:11.87)	(0:12.63)	(0:12.55)	(0:11.96)	(0:11.52)			
6	9	MOOTESSA	7	64.2	0:11.45	1:41.82 [6]	1:24.25 [7]	1:12.42 [7]	1:00.57 [7]	0:48.32 [7]	0:35.79 [6]	0:23.91 [7]	0:35.79	+0	
		Damien Thornton		1400m	400m	(0:17.57)	(0:11.83)	(0:11.85)	(0:12.25)	(0:12.53)	(0:11.88)	(0:11.45)			
7	1	THE CATCH	9	63.7	0:11.63	1:41.93 [7]	1:24.84 [3]	1:13.21 [3]	1:01.21 [3]	0:48.66 [4]	0:36.16 [4]	0:24.17 [4]	0:36.16	-2	
		Corey Sutherland		Overall	1400m	(0:17.09)	(0:11.63)	(0:12.00)	(0:12.55)	(0:12.50)	(0:11.99)	(0:11.71)			
8	2	CHANGE THE DATE	4	64.9	0:11.57	1:42.64 [8]	1:25.79 [2]	1:14.22 [1]	1:02.37 [1]	0:49.64 [1]	0:37.05 [1]	0:24.95 [3]	0:37.05	-1	
		Courtney Bellamy		Overall	1400m	(0:16.85)	(0:11.57)	(0:11.85)	(0:12.73)	(0:12.59)	(0:12.10)	(0:11.88)			
9	4	FAIRWAY CHOICE	1	63.4	0:11.68	1:42.89 [9]	1:24.96 [9]	1:13.28 [9]	1:01.47 [9]	0:48.97 [8]	0:36.65 [9]	0:24.73 [9]	0:36.65	+0	
		Jasper Franklin		1200m	1400m	(0:17.93)	(0:11.68)	(0:11.81)	(0:12.50)	(0:12.32)	(0:11.92)	(0:11.77)			

Scratched: Trapedo (#6), Aratiri (#8), Skorpis Isle (#11), Kurithea (#10), Poutchek (#14), Five Rings (#12)



DoombenProfessional

Race 7: Sky Racing BM65 Handicap - 1650m

11 February 2026 - 17:15



BRISBANE
RACING CLUB

Track Rating: Soft 6, Weather: Fine, Rail Position: +9.5m Entire

Section Field Times				200m 0:11.95 (0:11.95)				Last 600m 0:35.54	
Rank	TAB	Horse/Jockey	Barrier	Top Speed [km/h]	Fastest Section	Margin		Distance Travelled [m]	
1	13	THE WHEELBARROW	8	65.3	0:11.29	0:11.95 [1]	1:41.13	0:34.96	
		Vlad Duric		400m	400m	(0:11.95)			
2	15	CHANCE WITH WOLVES	6	64.3	0:11.71	0:12.24 [3]	2.1L	0:35.89	+0
		Georgina Cartwright		Overall	400m	(0:12.24)			
3	3	ZOU BIG BOY	3	66.3	0:11.65	0:12.29 [2]	2.24L	0:35.89	+1
		Chelsea Baker		Overall	1400m	(0:12.29)			
4	7	RASHFORD	2	64.0	0:11.55	0:12.12 [5]	2.3L	0:35.66	-2
		Martin Harley		400m	400m	(0:12.12)			
5	5	THEBARBEROFSEVILLE	5	63.3	0:11.52	0:12.09 [7]	2.82L	0:35.57	-1
		Mark Du Plessis		400m	400m	(0:12.09)			
6	9	MOOTESSA	7	64.2	0:11.45	0:12.46 [4]	4.07L	0:35.79	+0
		Damien Thornton		1400m	400m	(0:12.46)			
7	1	THE CATCH	9	63.7	0:11.63	0:12.46 [6]	4.69L	0:36.16	-2
		Corey Sutherland		Overall	1400m	(0:12.46)			
8	2	CHANGE THE DATE	4	64.9	0:11.57	0:13.07 [8]	8.85L	0:37.05	-1
		Courtney Bellamy		Overall	1400m	(0:13.07)			
9	4	FAIRWAY CHOICE	1	63.4	0:11.68	0:12.96 [9]	10.36L	0:36.65	+0
		Jasper Franklin		1200m	1400m	(0:12.96)			

Scratched: Trapedo (#6), Aratiri (#8), Skorpis Isle (#11), Kurithea (#10), Poutchek (#14), Five Rings (#12)



Horse/Jockey Name	The Wheelbarrow
Final Rank	1
Fastest Section Time (Section)	0:11.29 (400m)
Top Speed [km/h] (Section)	65.3 (400m)
Race State	Finished

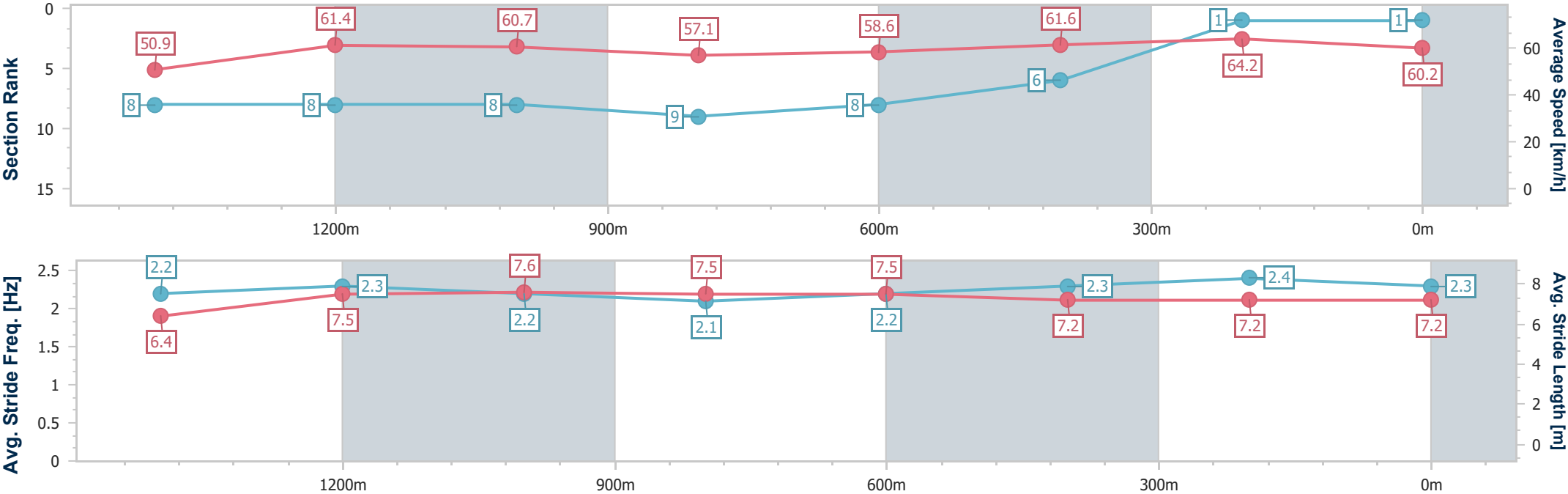


DoombenProfessional
Race 7: Sky Racing BM65 Handicap - 1650m
11 February 2026 - 17:15
Track Rating: Soft 6, Weather: Fine, Rail Position: +9.5m Entire



BRISBANE
RACING CLUB

Section	Overall	1400m	1200m	1000m	800m	600m	400m	200m					
Section Times	1:41.13 [1] (0:17.76)	1:23.37 [8] (0:11.74)	1:11.63 [8] (0:11.86)	0:59.77 [8] (0:12.59)	0:47.18 [9] (0:12.22)	0:34.96 [8] (0:11.72)	0:23.24 [6] (0:11.29)	0:11.95 [1] (0:11.95)					
Average Speed [km/h]	50.9	61.4	60.7	57.1	58.6	61.6	64.2	60.2					
Top Speed [km/h]	63.7	62.7	62.4	59.7	60.4	63.9	65.3	62.8					
Avg. Dist. to Rail [m]	2.4	0.4	0.6	0.7	0.9	0.8	4.3	5.9					
Avg. Stride Freq. [Hz]	2.2	2.3	2.2	2.1	2.2	2.3	2.4	2.3					
Avg. Stride Length [m]	6.4	7.5	7.6	7.5	7.5	7.2	7.2	7.2					





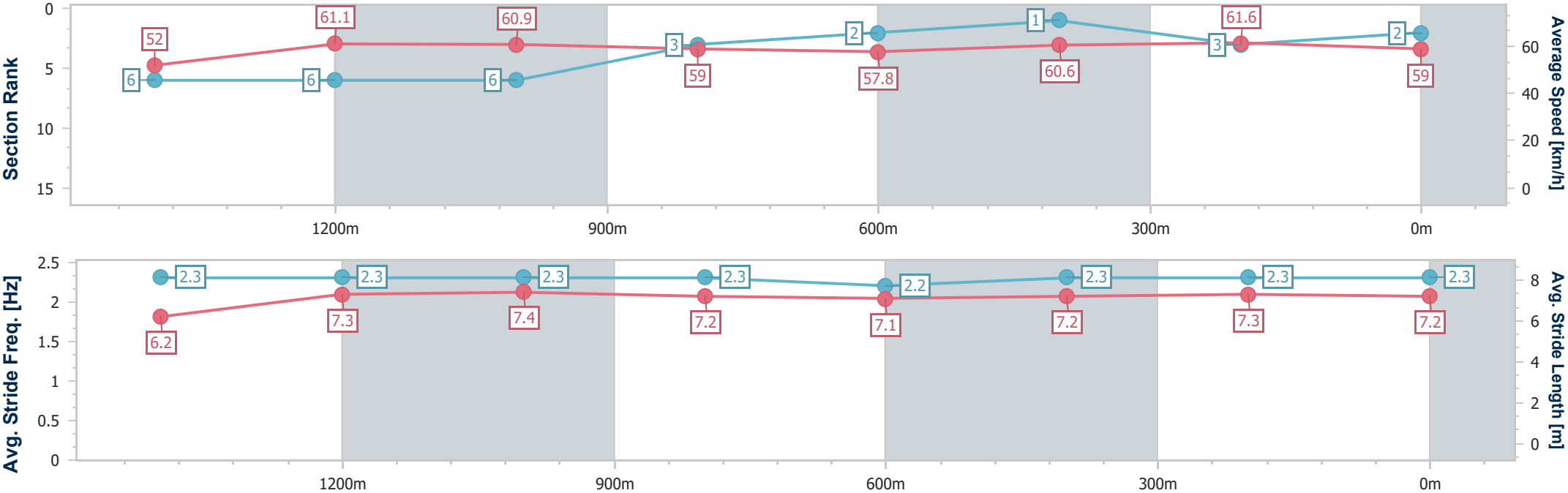
Horse/Jockey Name	Chance With Wolves
Final Rank	2
Fastest Section Time (Section)	0:11.71 (400m)
Top Speed [km/h] (Section)	64.3 (Overall)
Race State	Finished



DoombenProfessional
Race 7: Sky Racing BM65 Handicap - 1650m
11 February 2026 - 17:15
Track Rating: Soft 6, Weather: Fine, Rail Position: +9.5m Entire



Section	Overall	1400m	1200m	1000m	800m	600m	400m	200m					
Section Times	1:41.49 [2] (0:17.32)	1:24.17 [6] (0:11.78)	1:12.39 [6] (0:11.83)	1:00.56 [6] (0:12.21)	0:48.35 [3] (0:12.46)	0:35.89 [2] (0:11.94)	0:23.95 [1] (0:11.71)	0:12.24 [3] (0:12.24)					
Average Speed [km/h]	52.0	61.1	60.9	59.0	57.8	60.6	61.6	59.0					
Top Speed [km/h]	64.3	63.5	61.7	60.0	58.8	62.1	62.5	60.7					
Avg. Dist. to Rail [m]	1.7	0.3	0.4	0.4	0.4	1.0	1.6	2.8					
Avg. Stride Freq. [Hz]	2.3	2.3	2.3	2.3	2.2	2.3	2.3	2.3					
Avg. Stride Length [m]	6.2	7.3	7.4	7.2	7.1	7.2	7.3	7.2					





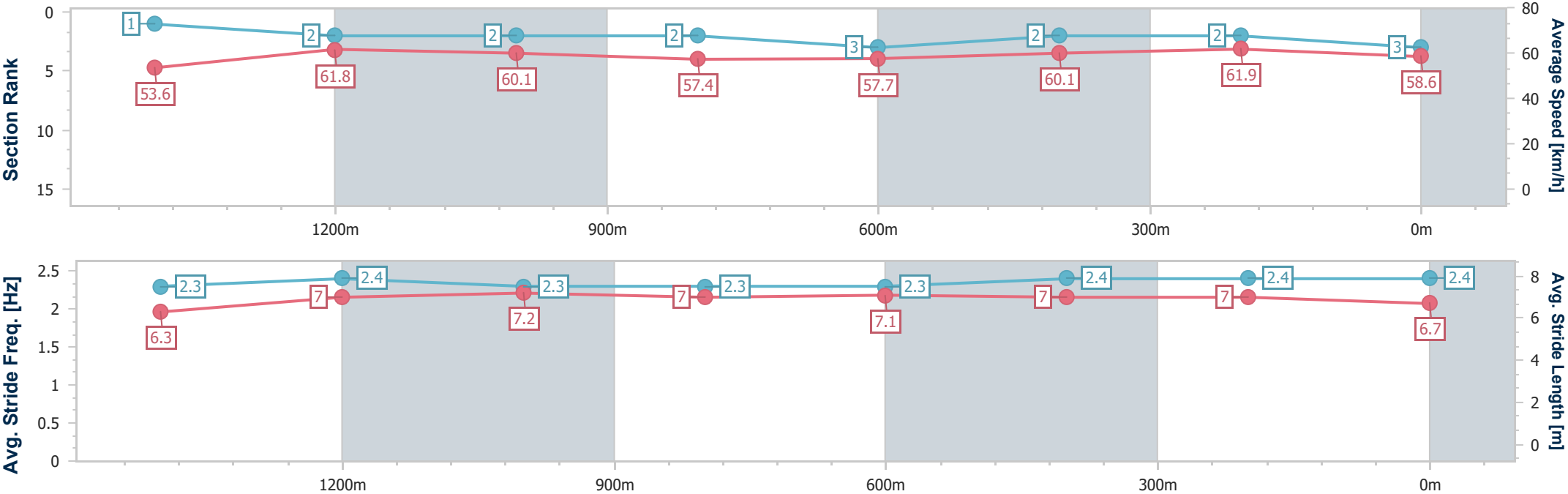
Horse/Jockey Name	Zou Big Boy
Final Rank	3
Fastest Section Time (Section)	0:11.65 (1400m)
Top Speed [km/h] (Section)	66.3 (Overall)
Race State	Finished



DoombenProfessional
Race 7: Sky Racing BM65 Handicap - 1650m
11 February 2026 - 17:15
Track Rating: Soft 6, Weather: Fine, Rail Position: +9.5m Entire



Section	Overall	1400m	1200m	1000m	800m	600m	400m	200m					
Section Times	1:41.51 [3] (0:16.79)	1:24.72 [1] (0:11.65)	1:13.07 [2] (0:11.97)	1:01.10 [2] (0:12.65)	0:48.45 [2] (0:12.56)	0:35.89 [3] (0:11.95)	0:23.94 [2] (0:11.65)	0:12.29 [2] (0:12.29)					
Average Speed [km/h]	53.6	61.8	60.1	57.4	57.7	60.1	61.9	58.6					
Top Speed [km/h]	66.3	63.5	61.2	58.2	58.7	61.7	62.6	61.0					
Avg. Dist. to Rail [m]	0.6	0.5	0.9	2.0	1.1	0.3	0.5	2.3					
Avg. Stride Freq. [Hz]	2.3	2.4	2.3	2.3	2.3	2.4	2.4	2.4					
Avg. Stride Length [m]	6.3	7.0	7.2	7.0	7.1	7.0	7.0	6.7					





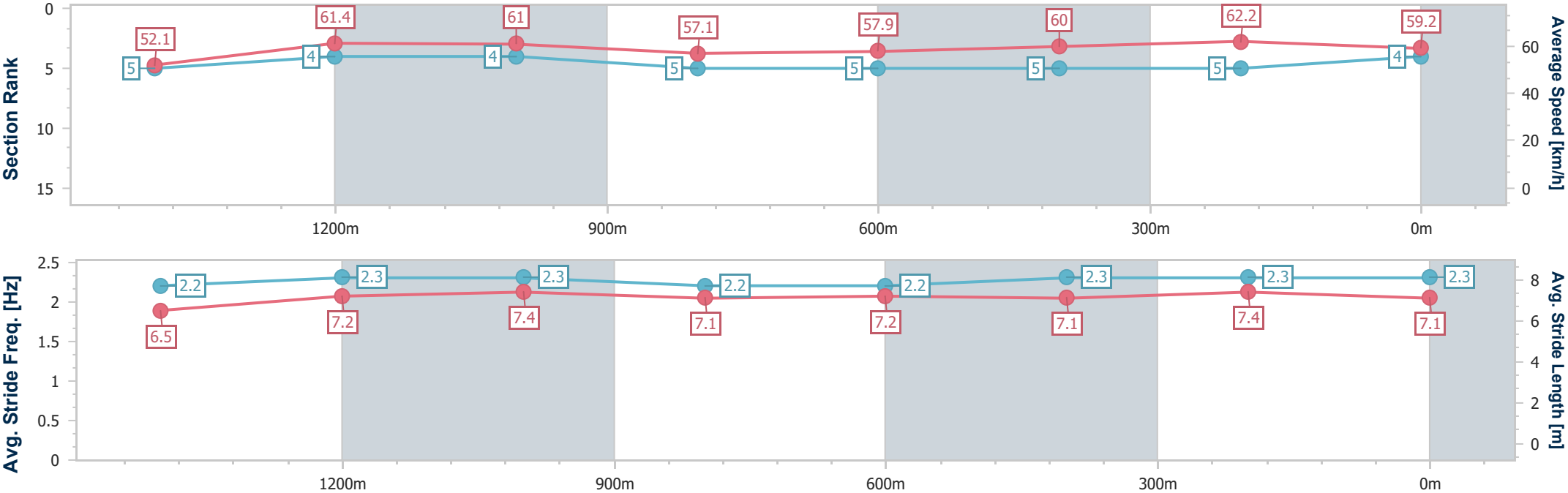
Horse/Jockey Name	Rashford
Final Rank	4
Fastest Section Time (Section)	0:11.55 (400m)
Top Speed [km/h] (Section)	64.0 (400m)
Race State	Finished



DoombenProfessional
Race 7: Sky Racing BM65 Handicap - 1650m
11 February 2026 - 17:15
Track Rating: Soft 6, Weather: Fine, Rail Position: +9.5m Entire



Section	Overall	1400m	1200m	1000m	800m	600m	400m	200m					
Section Times	1:41.52 [4] (0:17.26)	1:24.26 [5] (0:11.72)	1:12.54 [4] (0:11.83)	1:00.71 [4] (0:12.63)	0:48.08 [5] (0:12.42)	0:35.66 [5] (0:11.99)	0:23.67 [5] (0:11.55)	0:12.12 [5] (0:12.12)					
Average Speed [km/h]	52.1	61.4	61.0	57.1	57.9	60.0	62.2	59.2					
Top Speed [km/h]	63.4	62.8	61.7	59.7	58.7	61.7	64.0	62.6					
Avg. Dist. to Rail [m]	0.9	0.4	0.5	0.6	0.2	0.5	0.7	1.1					
Avg. Stride Freq. [Hz]	2.2	2.3	2.3	2.2	2.2	2.3	2.3	2.3					
Avg. Stride Length [m]	6.5	7.2	7.4	7.1	7.2	7.1	7.4	7.1					





Horse/Jockey Name	Thebarberofseville
Final Rank	5
Fastest Section Time (Section)	0:11.52 (400m)
Top Speed [km/h] (Section)	63.3 (400m)
Race State	Finished

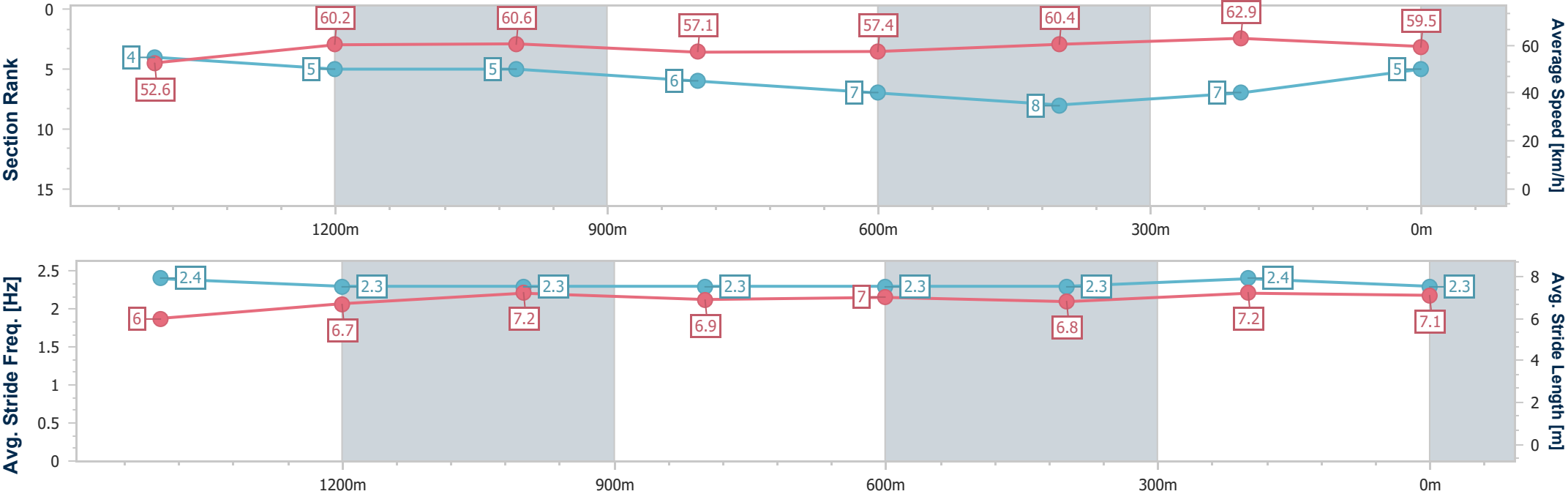


DoombenProfessional
Race 7: Sky Racing BM65 Handicap - 1650m
11 February 2026 - 17:15
Track Rating: Soft 6, Weather: Fine, Rail Position: +9.5m Entire



BRISBANE
RACING CLUB

Section	Overall	1400m	1200m	1000m	800m	600m	400m	200m					
Section Times	1:41.61 [5] (0:17.11)	1:24.50 [4] (0:11.88)	1:12.62 [5] (0:11.87)	1:00.75 [5] (0:12.63)	0:48.12 [6] (0:12.55)	0:35.57 [7] (0:11.96)	0:23.61 [8] (0:11.52)	0:12.09 [7] (0:12.09)					
Average Speed [km/h]	52.6	60.2	60.6	57.1	57.4	60.4	62.9	59.5					
Top Speed [km/h]	62.4	61.7	61.6	58.6	58.9	62.0	63.3	62.6					
Avg. Dist. to Rail [m]	1.3	0.9	0.6	0.2	0.6	1.0	2.7	5.8					
Avg. Stride Freq. [Hz]	2.4	2.3	2.3	2.3	2.3	2.3	2.4	2.3					
Avg. Stride Length [m]	6.0	6.7	7.2	6.9	7.0	6.8	7.2	7.1					





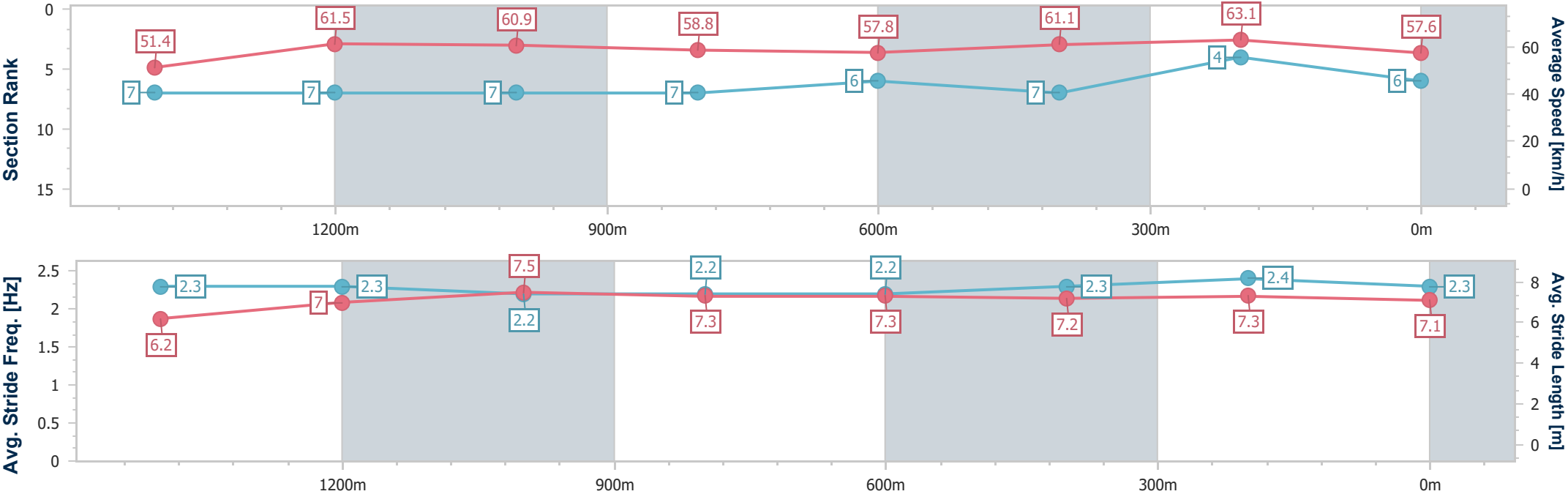
Horse/Jockey Name	Mootessa
Final Rank	6
Fastest Section Time (Section)	0:11.45 (400m)
Top Speed [km/h] (Section)	64.2 (1400m)
Race State	Finished



DoombenProfessional
Race 7: Sky Racing BM65 Handicap - 1650m
11 February 2026 - 17:15
Track Rating: Soft 6, Weather: Fine, Rail Position: +9.5m Entire



Section	Overall	1400m	1200m	1000m	800m	600m	400m	200m					
Section Times	1:41.82 [6] (0:17.57)	1:24.25 [7] (0:11.83)	1:12.42 [7] (0:11.85)	1:00.57 [7] (0:12.25)	0:48.32 [7] (0:12.53)	0:35.79 [6] (0:11.88)	0:23.91 [7] (0:11.45)	0:12.46 [4] (0:12.46)					
Average Speed [km/h]	51.4	61.5	60.9	58.8	57.8	61.1	63.1	57.6					
Top Speed [km/h]	64.2	64.2	62.6	60.1	59.2	62.1	63.9	62.6					
Avg. Dist. to Rail [m]	2.8	1.9	1.6	1.6	1.3	0.9	3.5	5.6					
Avg. Stride Freq. [Hz]	2.3	2.3	2.2	2.2	2.2	2.3	2.4	2.3					
Avg. Stride Length [m]	6.2	7.0	7.5	7.3	7.3	7.2	7.3	7.1					





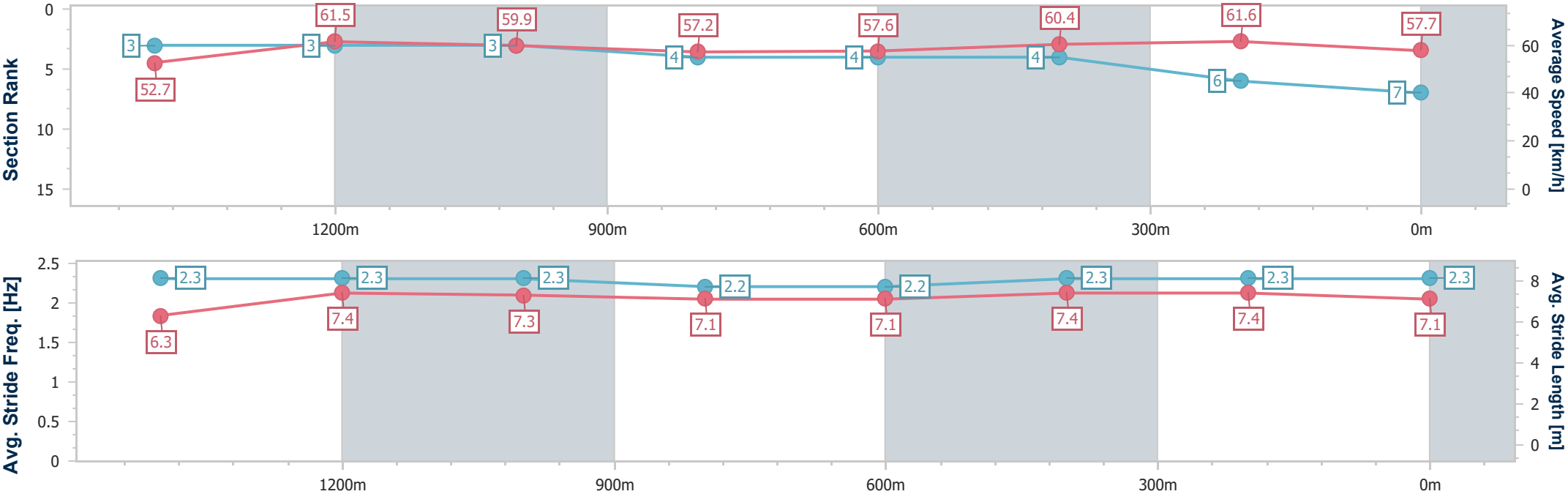
Horse/Jockey Name	The Catch
Final Rank	7
Fastest Section Time (Section)	0:11.63 (1400m)
Top Speed [km/h] (Section)	63.7 (Overall)
Race State	Finished



DoombenProfessional
Race 7: Sky Racing BM65 Handicap - 1650m
11 February 2026 - 17:15
Track Rating: Soft 6, Weather: Fine, Rail Position: +9.5m Entire



Section	Overall	1400m	1200m	1000m	800m	600m	400m	200m					
Section Times	1:41.93 [7] (0:17.09)	1:24.84 [3] (0:11.63)	1:13.21 [3] (0:12.00)	1:01.21 [3] (0:12.55)	0:48.66 [4] (0:12.50)	0:36.16 [4] (0:11.99)	0:24.17 [4] (0:11.71)	0:12.46 [6] (0:12.46)					
Average Speed [km/h]	52.7	61.5	59.9	57.2	57.6	60.4	61.6	57.7					
Top Speed [km/h]	63.7	62.9	61.0	57.7	58.4	62.1	62.6	60.4					
Avg. Dist. to Rail [m]	4.3	1.4	2.0	0.8	0.3	0.7	0.9	1.4					
Avg. Stride Freq. [Hz]	2.3	2.3	2.3	2.2	2.2	2.3	2.3	2.3					
Avg. Stride Length [m]	6.3	7.4	7.3	7.1	7.1	7.4	7.4	7.1					





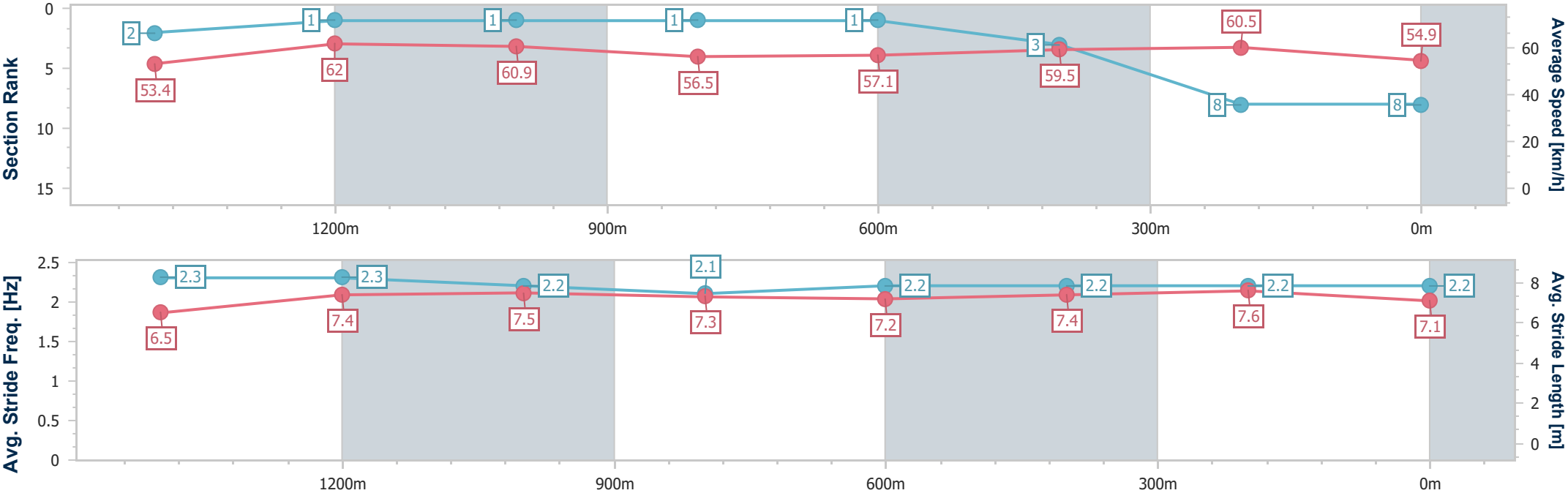
Horse/Jockey Name	Change The Date
Final Rank	8
Fastest Section Time (Section)	0:11.57 (1400m)
Top Speed [km/h] (Section)	64.9 (Overall)
Race State	Finished



DoombenProfessional
Race 7: Sky Racing BM65 Handicap - 1650m
11 February 2026 - 17:15
Track Rating: Soft 6, Weather: Fine, Rail Position: +9.5m Entire



Section	Overall	1400m	1200m	1000m	800m	600m	400m	200m					
Section Times	1:42.64 [8] (0:16.85)	1:25.79 [2] (0:11.57)	1:14.22 [1] (0:11.85)	1:02.37 [1] (0:12.73)	0:49.64 [1] (0:12.59)	0:37.05 [1] (0:12.10)	0:24.95 [3] (0:11.88)	0:13.07 [8] (0:13.07)					
Average Speed [km/h]	53.4	62.0	60.9	56.5	57.1	59.5	60.5	54.9					
Top Speed [km/h]	64.9	64.0	63.0	57.8	58.8	60.3	61.2	58.9					
Avg. Dist. to Rail [m]	1.0	0.5	0.5	0.6	0.2	0.5	1.2	0.7					
Avg. Stride Freq. [Hz]	2.3	2.3	2.2	2.1	2.2	2.2	2.2	2.2					
Avg. Stride Length [m]	6.5	7.4	7.5	7.3	7.2	7.4	7.6	7.1					





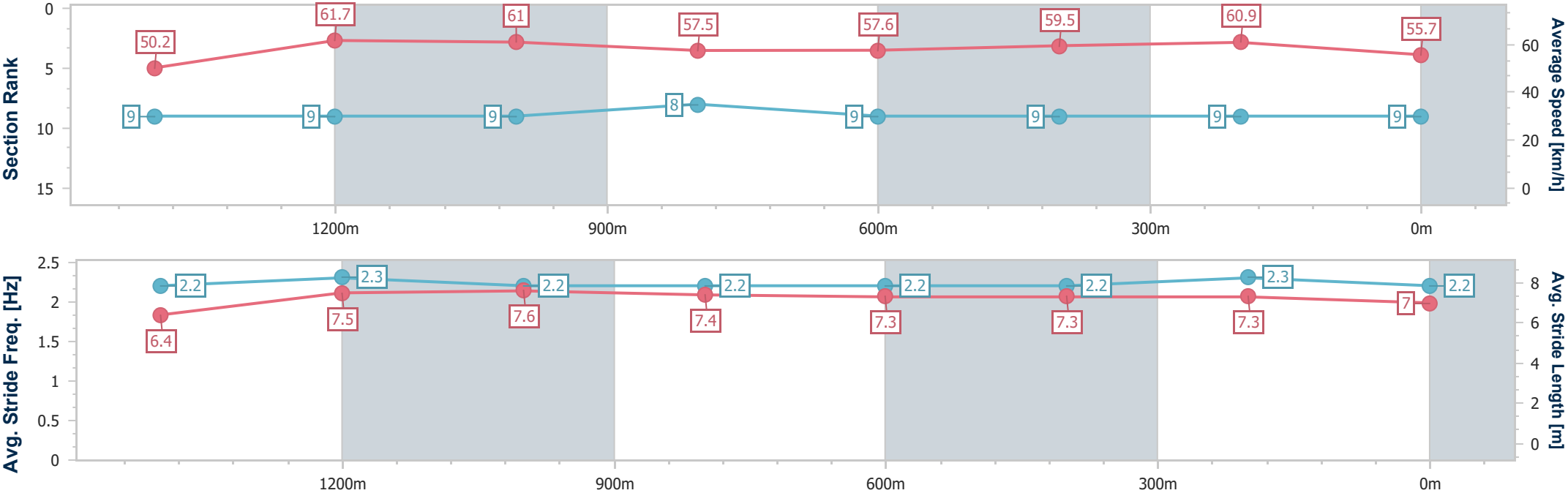
Horse/Jockey Name	Fairway Choice
Final Rank	9
Fastest Section Time (Section)	0:11.68 (1400m)
Top Speed [km/h] (Section)	63.4 (1200m)
Race State	Finished



DoombenProfessional
Race 7: Sky Racing BM65 Handicap - 1650m
11 February 2026 - 17:15
Track Rating: Soft 6, Weather: Fine, Rail Position: +9.5m Entire



Section	Overall	1400m	1200m	1000m	800m	600m	400m	200m					
Section Times	1:42.89 [9] (0:17.93)	1:24.96 [9] (0:11.68)	1:13.28 [9] (0:11.81)	1:01.47 [9] (0:12.50)	0:48.97 [8] (0:12.32)	0:36.65 [9] (0:11.92)	0:24.73 [9] (0:11.77)	0:12.96 [9] (0:12.96)					
Average Speed [km/h]	50.2	61.7	61.0	57.5	57.6	59.5	60.9	55.7					
Top Speed [km/h]	63.3	63.1	63.4	59.2	59.2	61.8	62.0	60.0					
Avg. Dist. to Rail [m]	1.2	0.4	0.8	0.6	2.4	2.4	1.4	3.4					
Avg. Stride Freq. [Hz]	2.2	2.3	2.2	2.2	2.2	2.2	2.3	2.2					
Avg. Stride Length [m]	6.4	7.5	7.6	7.4	7.3	7.3	7.3	7.0					





DoombenProfessional

Race 8: Ladbrokes Mates Mode Class 6 Handicap - 1350m

11 February 2026 - 17:50



BRISBANE
RACING CLUB

Track Rating: Soft 6, Weather: Fine, Rail Position: +9.5m Entire

Section						Overall	1200m	1000m	800m	600m	400m	Last 600m	
Field Times						1:20.29 (0:10.83)	1:09.46 (0:10.44)	0:59.02 (0:11.26)	0:47.76 (0:12.09)	0:35.67 (0:11.95)	0:23.72 (0:11.44)	0:35.67	
Rank	TAB	Horse/Jockey	Barrier	Top Speed [km/h]	Fastest Section								Distance Travelled [m]
1	5	HERMANITA	7	69.4	0:10.50	1:20.29 [1]	1:09.46 [1]	0:58.96 [2]	0:47.61 [2]	0:35.40 [2]	0:23.62 [2]	0:35.40	
		Tahlia Fenlon		1200m	1200m	(0:10.83)	(0:10.50)	(0:11.35)	(0:12.21)	(0:11.78)	(0:11.47)		
2	4	TRIBECA STAR	2	67.2	0:10.93	1:20.29 [2]	1:08.92 [7]	0:57.99 [7]	0:46.81 [7]	0:34.79 [7]	0:23.06 [7]	0:34.79	+0
		Martin Harley		1200m	1200m	(0:11.37)	(0:10.93)	(0:11.18)	(0:12.02)	(0:11.73)	(0:11.05)		
3	3	SER JOH	3	67.9	0:10.72	1:20.33 [3]	1:09.36 [4]	0:58.64 [4]	0:47.38 [4]	0:35.28 [4]	0:23.40 [4]	0:35.28	-3
		Vlad Duric		1200m	1200m	(0:10.97)	(0:10.72)	(0:11.26)	(0:12.10)	(0:11.88)	(0:11.30)		
4	11	SULTRY SIREN	1	68.3	0:10.62	1:20.36 [4]	1:09.05 [6]	0:58.43 [5]	0:47.24 [5]	0:35.10 [5]	0:23.32 [5]	0:35.10	-1
		Ben Thompson		1200m	1200m	(0:11.31)	(0:10.62)	(0:11.19)	(0:12.14)	(0:11.78)	(0:11.24)		
5	6	GORBACHEV	4	69.8	0:10.57	1:20.42 [5]	1:09.47 [3]	0:58.90 [3]	0:47.53 [3]	0:35.37 [3]	0:23.63 [3]	0:35.37	+0
		Dylan Turner		1200m	1200m	(0:10.95)	(0:10.57)	(0:11.37)	(0:12.16)	(0:11.74)	(0:11.30)		
6	2	MISTER BIANCO	5	69.8	0:10.38	1:20.43 [6]	1:09.54 [2]	0:59.16 [1]	0:47.90 [1]	0:35.81 [1]	0:23.86 [1]	0:35.81	-2
		Daniel Moor		1200m	1200m	(0:10.89)	(0:10.38)	(0:11.26)	(0:12.09)	(0:11.95)	(0:11.44)		
7	7	MEAN APPROACH	6	67.4	0:10.76	1:20.58 [7]	1:09.40 [5]	0:58.64 [6]	0:47.40 [6]	0:35.23 [6]	0:23.46 [6]	0:35.23	-3
		Les Tilley		1200m	1200m	(0:11.18)	(0:10.76)	(0:11.24)	(0:12.17)	(0:11.77)	(0:11.11)		
8	12	VICTORY COMMAND	9	68.0	0:10.89	1:20.61 [8]	1:08.94 [9]	0:58.05 [8]	0:46.97 [8]	0:34.97 [8]	0:23.24 [8]	0:34.97	-2
		Ron Stewart		1200m	1200m	(0:11.67)	(0:10.89)	(0:11.08)	(0:12.00)	(0:11.73)	(0:11.09)		
9	10	RESURRECTED	8	67.2	0:11.05	1:21.59 [9]	1:10.04 [8]	0:58.99 [9]	0:47.81 [9]	0:35.76 [9]	0:24.00 [9]	0:35.76	-2
		Andrew Mallyon		1200m	1200m	(0:11.55)	(0:11.05)	(0:11.18)	(0:12.05)	(0:11.76)	(0:11.38)		

Scratched: Lady Shotgun (#9), Treporti (#8), Zoology (#1)



DoombenProfessional

Race 8: Ladbrokes Mates Mode Class 6 Handicap - 1350m

11 February 2026 - 17:50



BRISBANE
RACING CLUB

Track Rating: Soft 6, Weather: Fine, Rail Position: +9.5m Entire

Section Field Times		200m 0:12.28 (0:12.28)					Last 600m 0:35.67	
Rank	TAB	Horse/Jockey	Barrier	Top Speed [km/h]	Fastest Section	Margin	Distance Travelled [m]	
1	5	HERMANITA	7	69.4	0:10.50	0:12.15 [3]	1:20.29	0:35.40
		Tahlia Fenlon		1200m	1200m	(0:12.15)		
2	4	TRIBECA STAR	2	67.2	0:10.93	0:12.01 [7]	0.01L	0:34.79
		Martin Harley		1200m	1200m	(0:12.01)		+0
3	3	SER JOH	3	67.9	0:10.72	0:12.10 [4]	0.23L	0:35.28
		Vlad Duric		1200m	1200m	(0:12.10)		-3
4	11	SULTRY SIREN	1	68.3	0:10.62	0:12.08 [6]	0.44L	0:35.10
		Ben Thompson		1200m	1200m	(0:12.08)		-1
5	6	GORBACHEV	4	69.8	0:10.57	0:12.33 [2]	0.78L	0:35.37
		Dylan Turner		1200m	1200m	(0:12.33)		+0
6	2	MISTER BIANCO	5	69.8	0:10.38	0:12.42 [1]	0.83L	0:35.81
		Daniel Moor		1200m	1200m	(0:12.42)		-2
7	7	MEAN APPROACH	6	67.4	0:10.76	0:12.35 [4]	1.72L	0:35.23
		Les Tilley		1200m	1200m	(0:12.35)		-3
8	12	VICTORY COMMAND	9	68.0	0:10.89	0:12.15 [8]	1.88L	0:34.97
		Ron Stewart		1200m	1200m	(0:12.15)		-2
9	10	RESURRECTED	8	67.2	0:11.05	0:12.62 [9]	7.68L	0:35.76
		Andrew Mallyon		1200m	1200m	(0:12.62)		-2

Scratched: Lady Shotgun (#9), Treporti (#8), Zoology (#1)



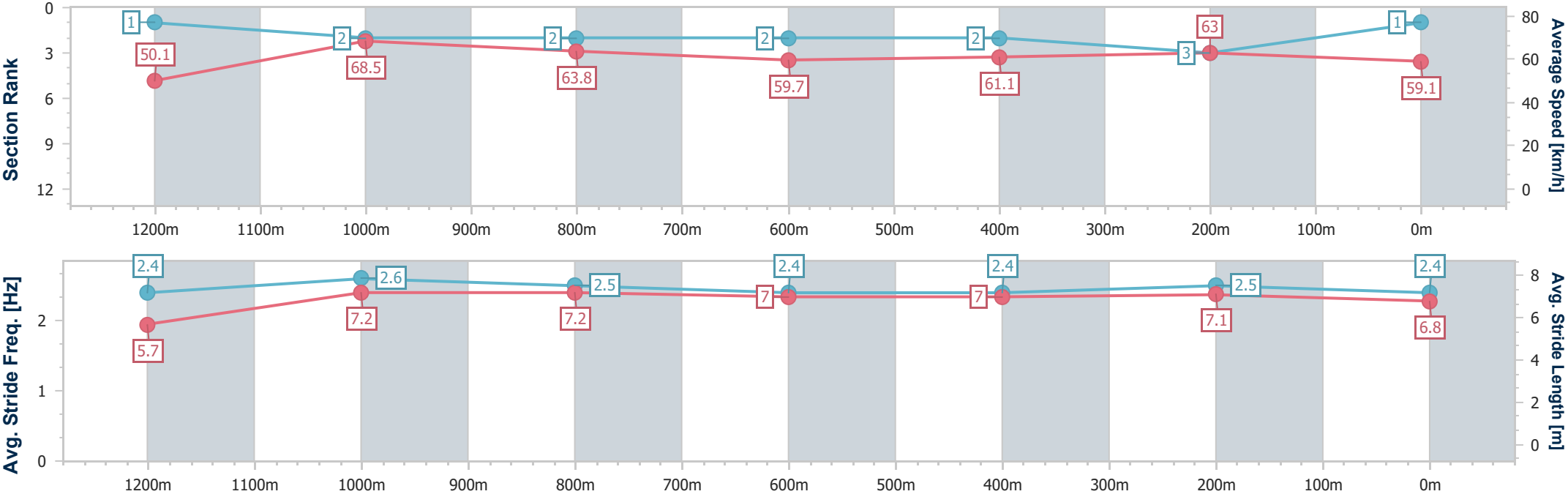
Horse/Jockey Name	Hermanita
Final Rank	1
Fastest Section Time (Section)	0:10.50 (1200m)
Top Speed [km/h] (Section)	69.4 (1200m)
Race State	Finished



DoombenProfessional
Race 8: Ladbroke's Mates Mode Class 6 Handicap - 1350m
11 February 2026 - 17:50
Track Rating: Soft 6, Weather: Fine, Rail Position: +9.5m Entire



Section	Overall	1200m	1000m	800m	600m	400m	200m						
Section Times	1:20.29 [1] (0:10.83)	1:09.46 [1] (0:10.50)	0:58.96 [2] (0:11.35)	0:47.61 [2] (0:12.21)	0:35.40 [2] (0:11.78)	0:23.62 [2] (0:11.47)	0:12.15 [3] (0:12.15)						
Average Speed [km/h]	50.1	68.5	63.8	59.7	61.1	63.0	59.1						
Top Speed [km/h]	66.7	69.4	67.6	62.4	61.6	63.7	62.3						
Avg. Dist. to Rail [m]	6.1	3.9	2.1	2.9	0.8	0.6	0.3						
Avg. Stride Freq. [Hz]	2.4	2.6	2.5	2.4	2.4	2.5	2.4						
Avg. Stride Length [m]	5.7	7.2	7.2	7.0	7.0	7.1	6.8						



[] Ranking at each section and finish
- - - - - No data available at this section
NA No data available



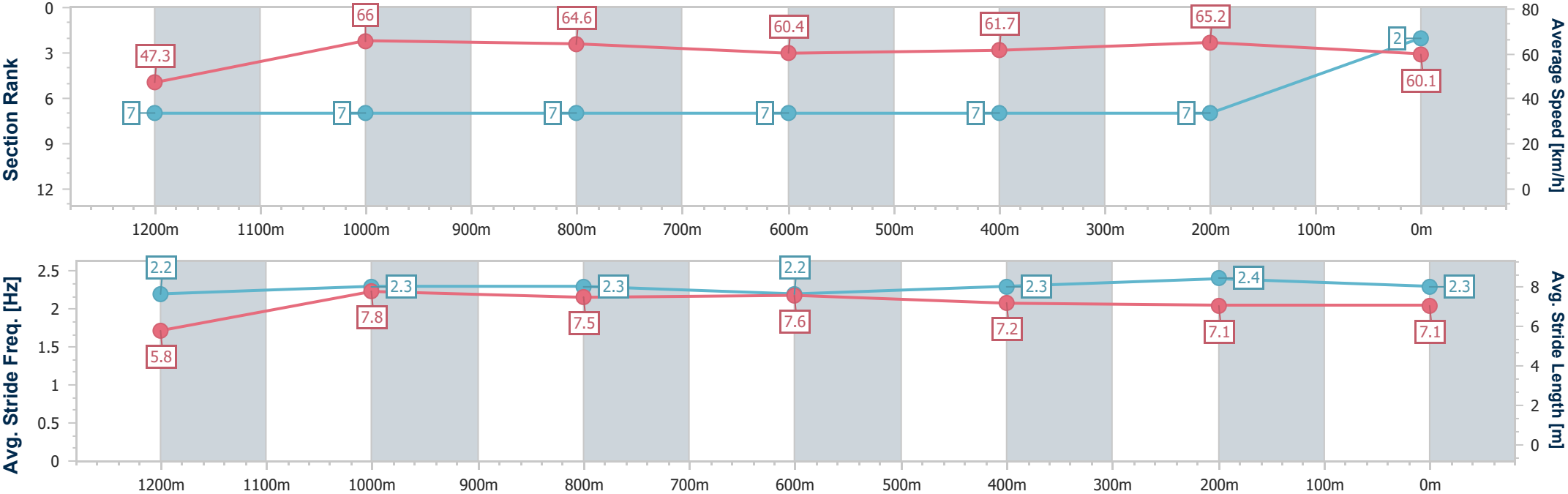
Horse/Jockey Name	Tribeca Star
Final Rank	2
Fastest Section Time (Section)	0:10.93 (1200m)
Top Speed [km/h] (Section)	67.2 (1200m)
Race State	Finished



DoombenProfessional
Race 8: Ladbroke's Mates Mode Class 6 Handicap - 1350m
11 February 2026 - 17:50
Track Rating: Soft 6, Weather: Fine, Rail Position: +9.5m Entire



Section	Overall	1200m	1000m	800m	600m	400m	200m						
Section Times	1:20.29 [2] (0:11.37)	1:08.92 [7] (0:10.93)	0:57.99 [7] (0:11.18)	0:46.81 [7] (0:12.02)	0:34.79 [7] (0:11.73)	0:23.06 [7] (0:11.05)	0:12.01 [7] (0:12.01)						
Average Speed [km/h]	47.3	66.0	64.6	60.4	61.7	65.2	60.1						
Top Speed [km/h]	63.5	67.2	67.2	62.7	63.9	66.0	64.6						
Avg. Dist. to Rail [m]	2.3	1.5	1.5	1.4	1.1	2.7	5.6						
Avg. Stride Freq. [Hz]	2.2	2.3	2.3	2.2	2.3	2.4	2.3						
Avg. Stride Length [m]	5.8	7.8	7.5	7.6	7.2	7.1	7.1						



[] Ranking at each section and finish
-.-.- No data available at this section
NA No data available



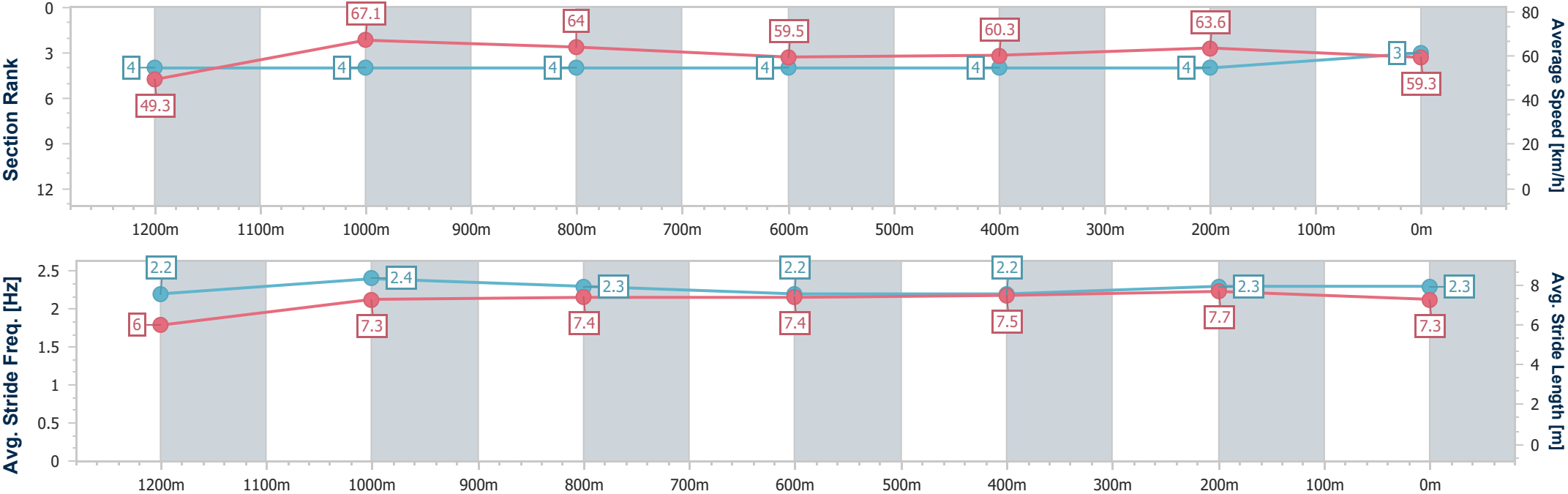
Horse/Jockey Name	Ser Joh
Final Rank	3
Fastest Section Time (Section)	0:10.72 (1200m)
Top Speed [km/h] (Section)	67.9 (1200m)
Race State	Finished



DoombenProfessional
Race 8: Ladbroke's Mates Mode Class 6 Handicap - 1350m
11 February 2026 - 17:50
Track Rating: Soft 6, Weather: Fine, Rail Position: +9.5m Entire



Section	Overall	1200m	1000m	800m	600m	400m	200m						
Section Times	1:20.33 [3] (0:10.97)	1:09.36 [4] (0:10.72)	0:58.64 [4] (0:11.26)	0:47.38 [4] (0:12.10)	0:35.28 [4] (0:11.88)	0:23.40 [4] (0:11.30)	0:12.10 [4] (0:12.10)						
Average Speed [km/h]	49.3	67.1	64.0	59.5	60.3	63.6	59.3						
Top Speed [km/h]	66.7	67.9	67.3	61.8	62.2	64.6	62.6						
Avg. Dist. to Rail [m]	2.6	0.3	0.3	0.2	0.5	1.8	1.7						
Avg. Stride Freq. [Hz]	2.2	2.4	2.3	2.2	2.2	2.3	2.3						
Avg. Stride Length [m]	6.0	7.3	7.4	7.4	7.5	7.7	7.3						



- [] Ranking at each section and finish
- .-.- No data available at this section
- NA No data available



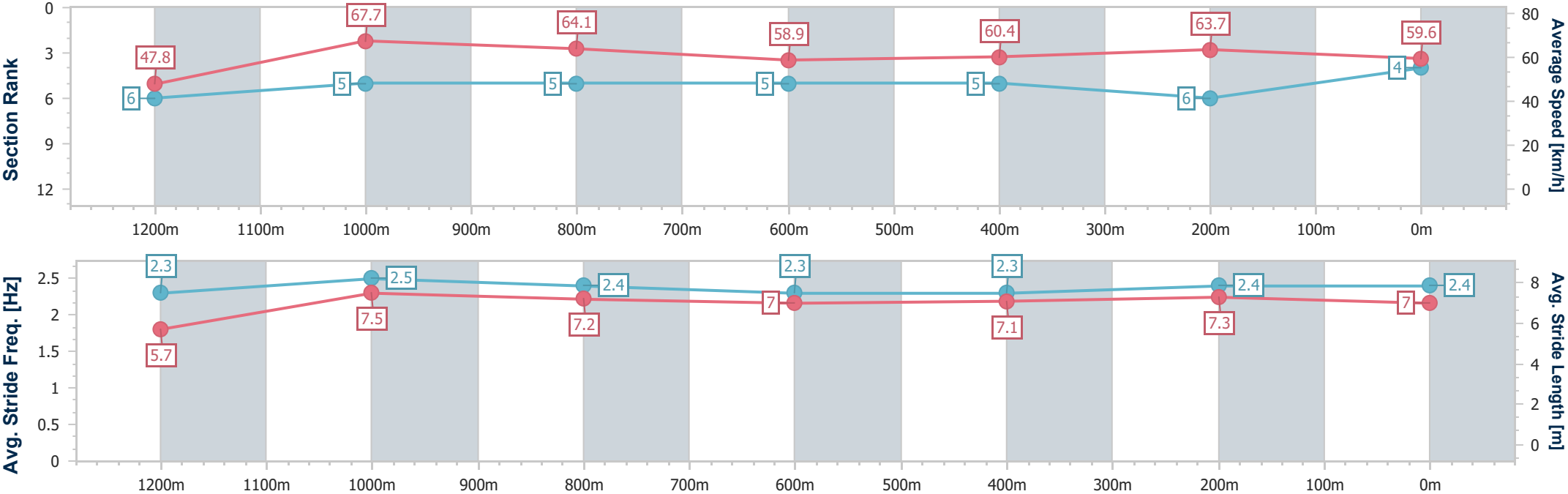
Horse/Jockey Name	Sultry Siren
Final Rank	4
Fastest Section Time (Section)	0:10.62 (1200m)
Top Speed [km/h] (Section)	68.3 (1200m)
Race State	Finished



DoombenProfessional
Race 8: Ladbrokes Mates Mode Class 6 Handicap - 1350m
11 February 2026 - 17:50
Track Rating: Soft 6, Weather: Fine, Rail Position: +9.5m Entire



Section	Overall	1200m	1000m	800m	600m	400m	200m						
Section Times	1:20.36 [4] (0:11.31)	1:09.05 [6] (0:10.62)	0:58.43 [5] (0:11.19)	0:47.24 [5] (0:12.14)	0:35.10 [5] (0:11.78)	0:23.32 [5] (0:11.24)	0:12.08 [6] (0:12.08)						
Average Speed [km/h]	47.8	67.7	64.1	58.9	60.4	63.7	59.6						
Top Speed [km/h]	66.1	68.3	67.9	61.5	63.2	64.7	62.5						
Avg. Dist. to Rail [m]	1.2	1.3	1.3	1.3	2.3	2.7	0.7						
Avg. Stride Freq. [Hz]	2.3	2.5	2.4	2.3	2.3	2.4	2.4						
Avg. Stride Length [m]	5.7	7.5	7.2	7.0	7.1	7.3	7.0						





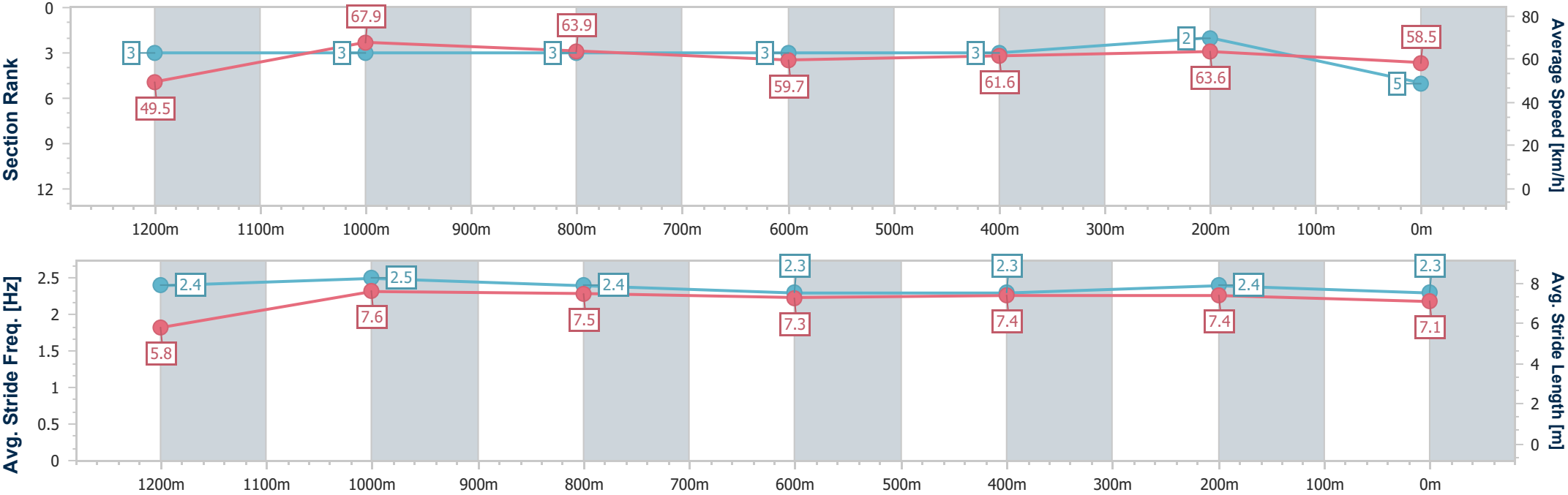
Horse/Jockey Name	Gorbachev
Final Rank	5
Fastest Section Time (Section)	0:10.57 (1200m)
Top Speed [km/h] (Section)	69.8 (1200m)
Race State	Finished



DoombenProfessional
Race 8: Ladbroke's Mates Mode Class 6 Handicap - 1350m
11 February 2026 - 17:50
Track Rating: Soft 6, Weather: Fine, Rail Position: +9.5m Entire



Section	Overall	1200m	1000m	800m	600m	400m	200m						
Section Times	1:20.42 [5] (0:10.95)	1:09.47 [3] (0:10.57)	0:58.90 [3] (0:11.37)	0:47.53 [3] (0:12.16)	0:35.37 [3] (0:11.74)	0:23.63 [3] (0:11.30)	0:12.33 [2] (0:12.33)						
Average Speed [km/h]	49.5	67.9	63.9	59.7	61.6	63.6	58.5						
Top Speed [km/h]	67.4	69.8	68.5	61.6	63.9	66.0	61.6						
Avg. Dist. to Rail [m]	3.1	0.7	1.9	1.7	0.7	0.8	2.6						
Avg. Stride Freq. [Hz]	2.4	2.5	2.4	2.3	2.3	2.4	2.3						
Avg. Stride Length [m]	5.8	7.6	7.5	7.3	7.4	7.4	7.1						



[] Ranking at each section and finish
-.-.- No data available at this section
NA No data available



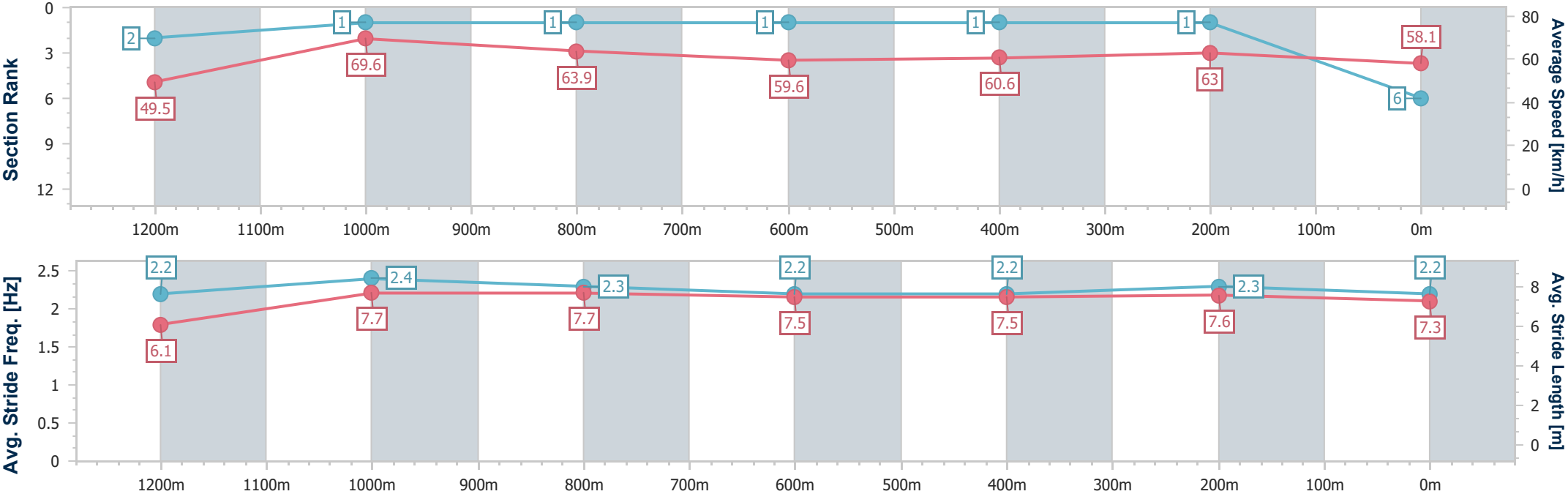
Horse/Jockey Name	Mister Bianco
Final Rank	6
Fastest Section Time (Section)	0:10.38 (1200m)
Top Speed [km/h] (Section)	69.8 (1200m)
Race State	Finished



DoombenProfessional
Race 8: Ladbokes Mates Mode Class 6 Handicap - 1350m
11 February 2026 - 17:50
Track Rating: Soft 6, Weather: Fine, Rail Position: +9.5m Entire



Section	Overall	1200m	1000m	800m	600m	400m	200m						
Section Times	1:20.43 [6] (0:10.89)	1:09.54 [2] (0:10.38)	0:59.16 [1] (0:11.26)	0:47.90 [1] (0:12.09)	0:35.81 [1] (0:11.95)	0:23.86 [1] (0:11.44)	0:12.42 [1] (0:12.42)						
Average Speed [km/h]	49.5	69.6	63.9	59.6	60.6	63.0	58.1						
Top Speed [km/h]	69.1	69.8	67.6	61.3	62.3	64.5	61.7						
Avg. Dist. to Rail [m]	4.5	2.2	0.2	0.6	1.0	0.3	0.2						
Avg. Stride Freq. [Hz]	2.2	2.4	2.3	2.2	2.2	2.3	2.2						
Avg. Stride Length [m]	6.1	7.7	7.7	7.5	7.5	7.6	7.3						



- [] Ranking at each section and finish
- .-.- No data available at this section
- NA No data available



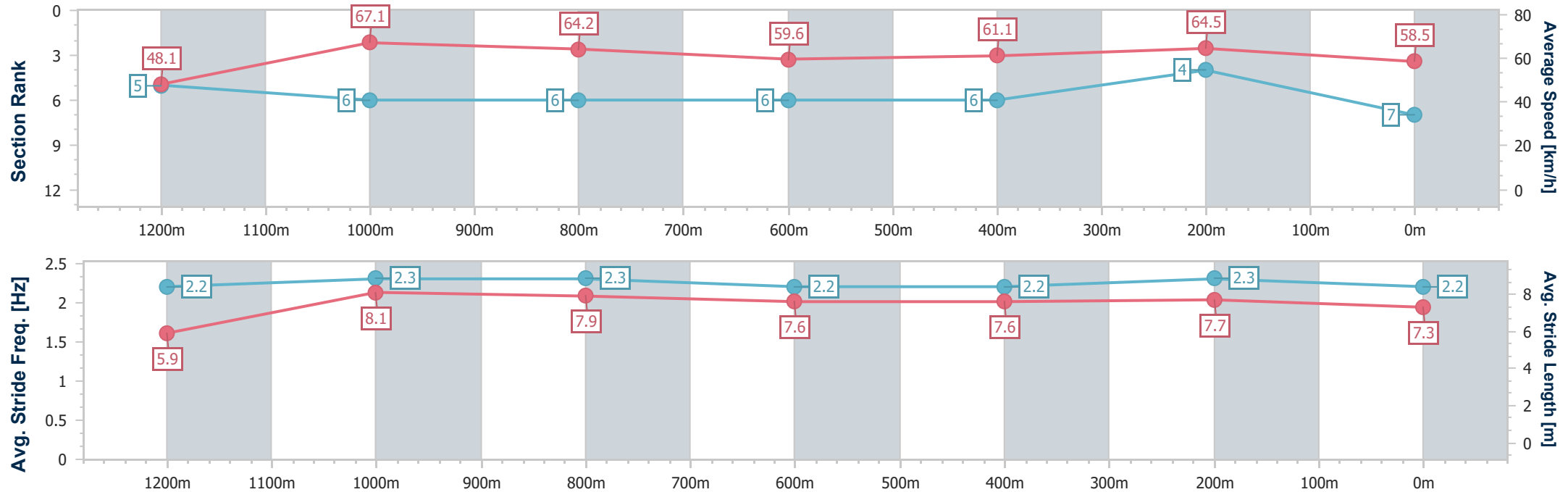
Horse/Jockey Name	Mean Approach
Final Rank	7
Fastest Section Time (Section)	0:10.76 (1200m)
Top Speed [km/h] (Section)	67.4 (1200m)
Race State	Finished



DoombenProfessional
Race 8: Ladbroke's Mates Mode Class 6 Handicap - 1350m
11 February 2026 - 17:50
Track Rating: Soft 6, Weather: Fine, Rail Position: +9.5m Entire



Section	Overall	1200m	1000m	800m	600m	400m	200m						
Section Times	1:20.58 [7] (0:11.18)	1:09.40 [5] (0:10.76)	0:58.64 [6] (0:11.24)	0:47.40 [6] (0:12.17)	0:35.23 [6] (0:11.77)	0:23.46 [6] (0:11.11)	0:12.35 [4] (0:12.35)						
Average Speed [km/h]	48.1	67.1	64.2	59.6	61.1	64.5	58.5						
Top Speed [km/h]	66.5	67.4	67.0	61.0	62.8	65.5	62.6						
Avg. Dist. to Rail [m]	4.9	1.3	1.3	1.0	0.8	0.9	3.0						
Avg. Stride Freq. [Hz]	2.2	2.3	2.3	2.2	2.2	2.3	2.2						
Avg. Stride Length [m]	5.9	8.1	7.9	7.6	7.6	7.7	7.3						



- [] Ranking at each section and finish
- .-.- No data available at this section
- NA No data available



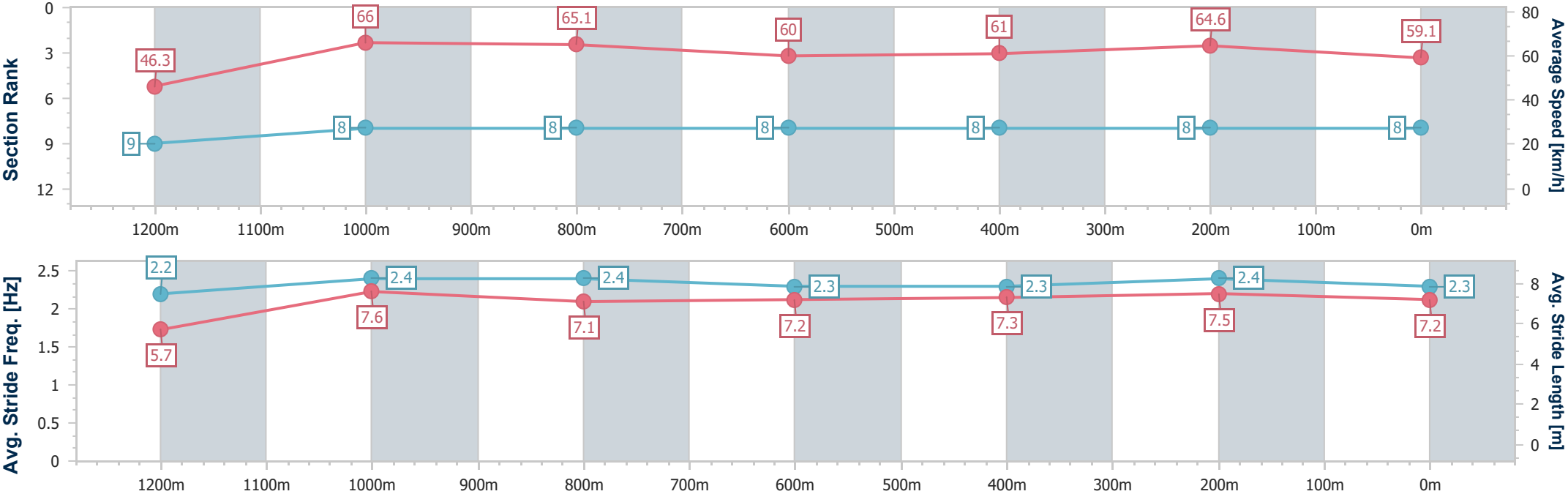
Horse/Jockey Name	Victory Command
Final Rank	8
Fastest Section Time (Section)	0:10.89 (1200m)
Top Speed [km/h] (Section)	68.0 (1200m)
Race State	Finished



DoombenProfessional
Race 8: Ladbroke's Mates Mode Class 6 Handicap - 1350m
11 February 2026 - 17:50
Track Rating: Soft 6, Weather: Fine, Rail Position: +9.5m Entire



Section	Overall	1200m	1000m	800m	600m	400m	200m						
Section Times	1:20.61 [8] (0:11.67)	1:08.94 [9] (0:10.89)	0:58.05 [8] (0:11.08)	0:46.97 [8] (0:12.00)	0:34.97 [8] (0:11.73)	0:23.24 [8] (0:11.09)	0:12.15 [8] (0:12.15)						
Average Speed [km/h]	46.3	66.0	65.1	60.0	61.0	64.6	59.1						
Top Speed [km/h]	64.4	68.0	67.8	62.7	62.8	66.2	63.6						
Avg. Dist. to Rail [m]	6.5	0.6	0.4	0.1	1.0	1.5	0.7						
Avg. Stride Freq. [Hz]	2.2	2.4	2.4	2.3	2.3	2.4	2.3						
Avg. Stride Length [m]	5.7	7.6	7.1	7.2	7.3	7.5	7.2						





Horse/Jockey Name	Resurrected
Final Rank	9
Fastest Section Time (Section)	0:11.05 (1200m)
Top Speed [km/h] (Section)	67.2 (1200m)
Race State	Finished



DoombenProfessional
Race 8: Ladbroke's Mates Mode Class 6 Handicap - 1350m
11 February 2026 - 17:50
Track Rating: Soft 6, Weather: Fine, Rail Position: +9.5m Entire



Section	Overall	1200m	1000m	800m	600m	400m	200m						
Section Times	1:21.59 [9] (0:11.55)	1:10.04 [8] (0:11.05)	0:58.99 [9] (0:11.18)	0:47.81 [9] (0:12.05)	0:35.76 [9] (0:11.76)	0:24.00 [9] (0:11.38)	0:12.62 [9] (0:12.62)						
Average Speed [km/h]	47.0	64.9	64.8	59.9	61.4	62.9	57.1						
Top Speed [km/h]	62.7	67.2	66.9	62.5	62.2	64.2	61.7						
Avg. Dist. to Rail [m]	7.1	2.0	1.7	0.9	0.4	0.6	1.6						
Avg. Stride Freq. [Hz]	2.2	2.3	2.3	2.2	2.2	2.3	2.2						
Avg. Stride Length [m]	5.9	7.6	7.7	7.5	7.4	7.7	7.2						

