



IpswichProfessional
Race 1: GREAT NORTHERN Colts, Geldings and Entires Class 1
Handicap - 1100m
12 February 2026 - 13:46



Track Rating: Good 4, Weather: Fine, Rail Position: +3m Entire

Section						Overall	1000m	800m	600m	400m	200m	Last 600m	
Field Times						1:04.57 (0:08.39)	0:56.18 (0:11.00)	0:45.18 (0:10.97)	0:34.21 (0:11.22)	0:22.99 (0:11.33)	0:11.66 (0:11.66)	0:34.21	
Rank	TAB	Horse/Jockey	Barrier	Top Speed [km/h]	Fastest Section							Margin	Distance Travelled [m]
1	1	LE CHOCOLAT	1	67.1	0:08.62	1:04.57 [1]	0:55.95 [3]	0:44.98 [4]	0:34.11 [2]	0:22.89 [2]	0:11.47 [3]	1:04.57	0:34.11
		Andrew Mallyon		800m	Overall	(0:08.62)	(0:10.97)	(0:10.87)	(0:11.22)	(0:11.42)	(0:11.47)		
2	9	ROARING SUCCESS	5	67.0	0:09.05	1:04.63 [2]	0:55.58 [8]	0:44.45 [8]	0:33.45 [8]	0:22.58 [8]	0:11.33 [6]	0.35L	0:33.45 +4
		Tiffani Brooker		600m	Overall	(0:09.05)	(0:11.13)	(0:11.00)	(0:10.87)	(0:11.25)	(0:11.33)		
3	10	ON THE TARGET	6	67.4	0:08.39	1:04.70 [3]	0:56.31 [1]	0:45.31 [1]	0:34.34 [1]	0:23.12 [1]	0:11.77 [2]	0.81L	0:34.34 -1
		Daniel Moor		1000m	Overall	(0:08.39)	(0:11.00)	(0:10.97)	(0:11.22)	(0:11.35)	(0:11.77)		
4	7	THE BOSS MAN	8	69.0	0:08.67	1:04.95 [4]	0:56.28 [4]	0:45.46 [2]	0:34.41 [4]	0:23.17 [4]	0:12.04 [1]	2.27L	0:34.41 -3
		Les Tilley		1000m	Overall	(0:08.67)	(0:10.82)	(0:11.05)	(0:11.24)	(0:11.13)	(0:12.04)		
5	8	VEGA NOVA	4	67.4	0:08.84	1:04.98 [5]	0:56.14 [7]	0:44.98 [7]	0:33.90 [7]	0:23.06 [5]	0:11.78 [5]	2.42L	0:33.90 +5
		Jett Newman		600m	Overall	(0:08.84)	(0:11.16)	(0:11.08)	(0:10.84)	(0:11.28)	(0:11.78)		
6	4	I'M NELSON	2	67.0	0:08.69	1:04.98 [6]	0:56.29 [5]	0:45.09 [6]	0:34.08 [6]	0:23.04 [6]	0:11.66 [7]	2.44L	0:34.08 +0
		Cejay Graham		800m	Overall	(0:08.69)	(0:11.20)	(0:11.01)	(0:11.04)	(0:11.38)	(0:11.66)		
7	2	JUNGLE WARRIOR	3	66.5	0:08.75	1:05.10 [7]	0:56.35 [6]	0:45.36 [5]	0:34.22 [5]	0:23.14 [7]	0:11.74 [8]	3.17L	0:34.22 +4
		Martin Harley		800m	Overall	(0:08.75)	(0:10.99)	(0:11.14)	(0:11.08)	(0:11.40)	(0:11.74)		
8	6	EXCELBOOM	7	67.0	0:08.46	1:05.21 [8]	0:56.75 [2]	0:45.67 [3]	0:34.68 [3]	0:23.50 [3]	0:12.10 [4]	3.77L	0:34.68 +4
		Emily Lang		800m	Overall	(0:08.46)	(0:11.08)	(0:10.99)	(0:11.18)	(0:11.40)	(0:12.10)		

Scratched: Eagles Beware (#5), Master Artist (#3)



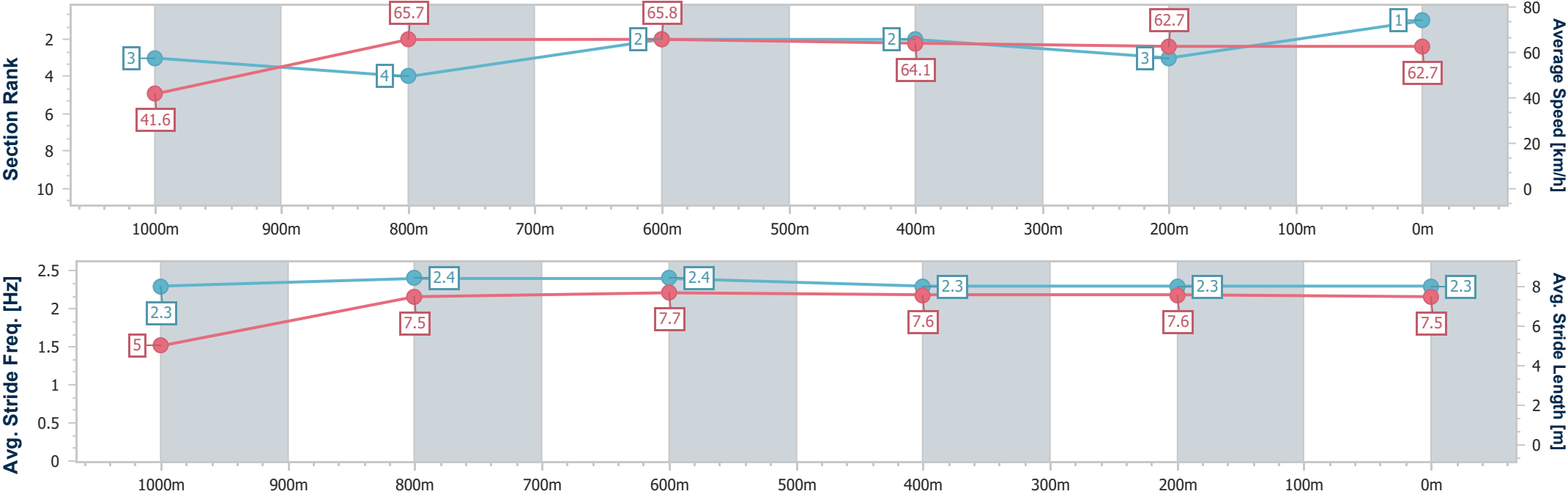
Horse/Jockey Name	Le Chocolat
Final Rank	1
Fastest Section Time (Section)	0:08.62 (Overall)
Top Speed [km/h] (Section)	67.1 (800m)
Race State	Finished



IpswichProfessional
Race 1: GREAT NORTHERN Colts, Geldings and Entires Class
1 Handicap - 1100m
12 February 2026 - 13:46
Track Rating: Good 4, Weather: Fine, Rail Position: +3m Entire



Section	Overall	1000m	800m	600m	400m	200m								
Section Times	1:04.57 [1] (0:08.62)	0:55.95 [3] (0:10.97)	0:44.98 [4] (0:10.87)	0:34.11 [2] (0:11.22)	0:22.89 [2] (0:11.42)	0:11.47 [3] (0:11.47)								
Average Speed [km/h]	41.6	65.7	65.8	64.1	62.7	62.7								
Top Speed [km/h]	62.7	66.6	67.1	65.0	63.8	64.5								
Avg. Dist. to Rail [m]	2.8	0.7	1.4	1.0	0.8	1.3								
Avg. Stride Freq. [Hz]	2.3	2.4	2.4	2.3	2.3	2.3								
Avg. Stride Length [m]	5.0	7.5	7.7	7.6	7.6	7.5								



[] Ranking at each section and finish
-.-.- No data available at this section
NA No data available



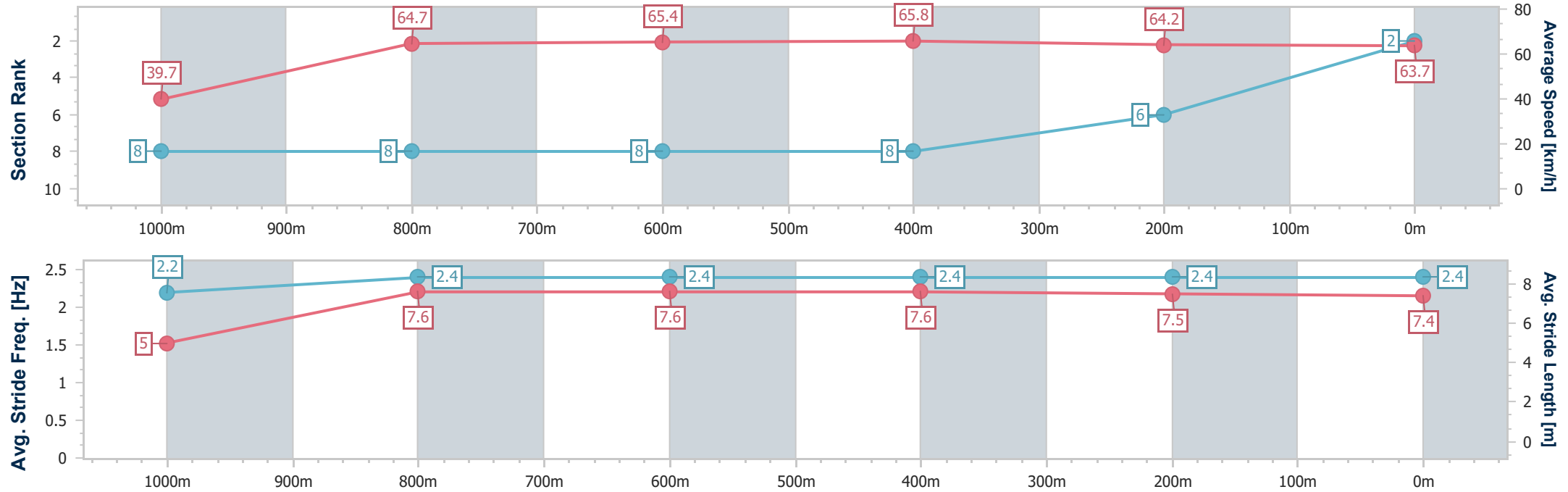
Horse/Jockey Name	Roaring Success
Final Rank	2
Fastest Section Time (Section)	0:09.05 (Overall)
Top Speed [km/h] (Section)	67.0 (600m)
Race State	Finished



IpswichProfessional
Race 1: GREAT NORTHERN Colts, Geldings and Entires Class
1 Handicap - 1100m
12 February 2026 - 13:46
Track Rating: Good 4, Weather: Fine, Rail Position: +3m Entire



Section	Overall	1000m	800m	600m	400m	200m								
Section Times	1:04.63 [2] (0:09.05)	0:55.58 [8] (0:11.13)	0:44.45 [8] (0:11.00)	0:33.45 [8] (0:10.87)	0:22.58 [8] (0:11.25)	0:11.33 [6] (0:11.33)								
Average Speed [km/h]	39.7	64.7	65.4	65.8	64.2	63.7								
Top Speed [km/h]	59.9	65.8	66.6	67.0	65.9	65.3								
Avg. Dist. to Rail [m]	7.4	1.3	0.7	0.7	2.0	5.1								
Avg. Stride Freq. [Hz]	2.2	2.4	2.4	2.4	2.4	2.4								
Avg. Stride Length [m]	5.0	7.6	7.6	7.6	7.5	7.4								



- [] Ranking at each section and finish
- .-.- No data available at this section
- NA No data available



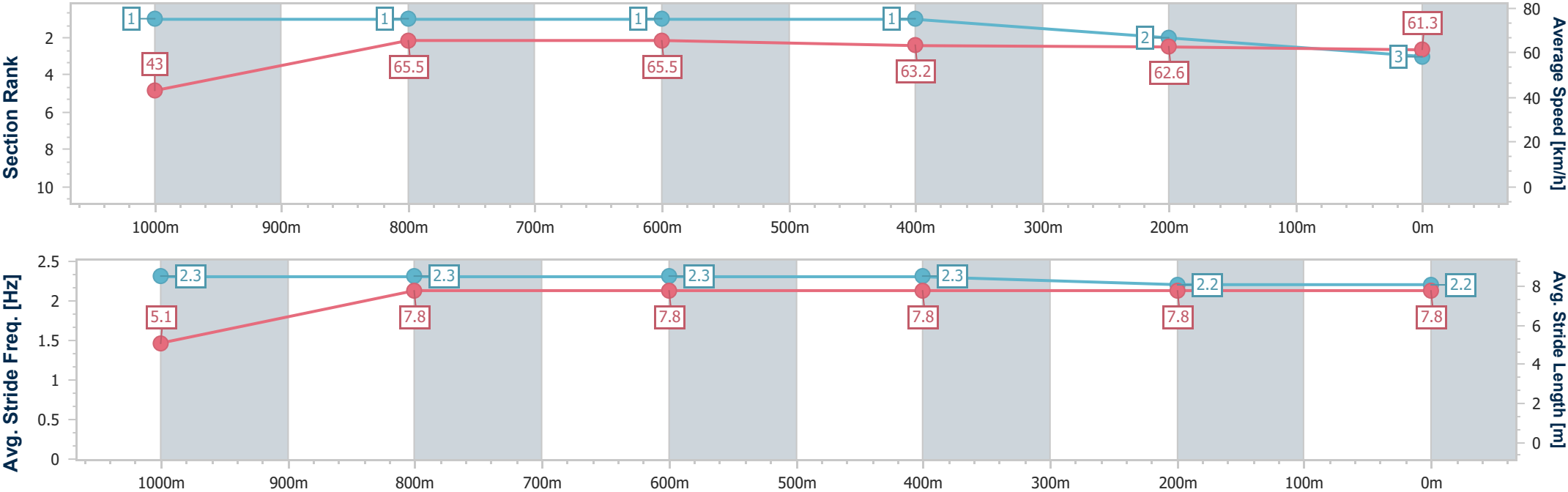
Horse/Jockey Name	On The Target
Final Rank	3
Fastest Section Time (Section)	0:08.39 (Overall)
Top Speed [km/h] (Section)	67.4 (1000m)
Race State	Finished



IpswichProfessional
Race 1: GREAT NORTHERN Colts, Geldings and Entires Class
1 Handicap - 1100m
12 February 2026 - 13:46
Track Rating: Good 4, Weather: Fine, Rail Position: +3m Entire



Section	Overall	1000m	800m	600m	400m	200m								
Section Times	1:04.70 [3] (0:08.39)	0:56.31 [1] (0:11.00)	0:45.31 [1] (0:10.97)	0:34.34 [1] (0:11.22)	0:23.12 [1] (0:11.35)	0:11.77 [2] (0:11.77)								
Average Speed [km/h]	43.0	65.5	65.5	63.2	62.6	61.3								
Top Speed [km/h]	62.3	67.4	66.8	64.1	63.9	62.6								
Avg. Dist. to Rail [m]	6.8	0.9	0.8	2.9	3.2	2.1								
Avg. Stride Freq. [Hz]	2.3	2.3	2.3	2.3	2.2	2.2								
Avg. Stride Length [m]	5.1	7.8	7.8	7.8	7.8	7.8								





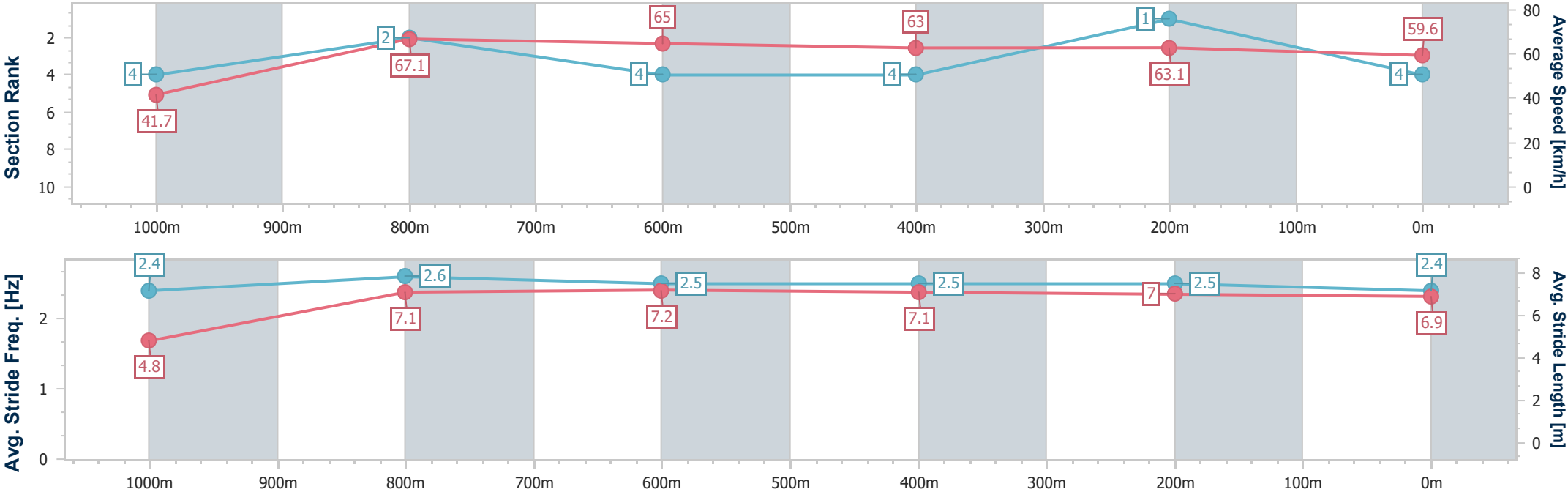
Horse/Jockey Name	The Boss Man
Final Rank	4
Fastest Section Time (Section)	0:08.67 (Overall)
Top Speed [km/h] (Section)	69.0 (1000m)
Race State	Finished



IpswichProfessional
Race 1: GREAT NORTHERN Colts, Geldings and Entires Class
1 Handicap - 1100m
12 February 2026 - 13:46
Track Rating: Good 4, Weather: Fine, Rail Position: +3m Entire



Section	Overall	1000m	800m	600m	400m	200m								
Section Times	1:04.95 [4] (0:08.67)	0:56.28 [4] (0:10.82)	0:45.46 [2] (0:11.05)	0:34.41 [4] (0:11.24)	0:23.17 [4] (0:11.13)	0:12.04 [1] (0:12.04)								
Average Speed [km/h]	41.7	67.1	65.0	63.0	63.1	59.6								
Top Speed [km/h]	62.9	69.0	65.5	64.3	64.1	62.5								
Avg. Dist. to Rail [m]	9.6	3.4	1.0	3.4	6.4	3.7								
Avg. Stride Freq. [Hz]	2.4	2.6	2.5	2.5	2.5	2.4								
Avg. Stride Length [m]	4.8	7.1	7.2	7.1	7.0	6.9								



[] Ranking at each section and finish
- - - - No data available at this section
NA No data available



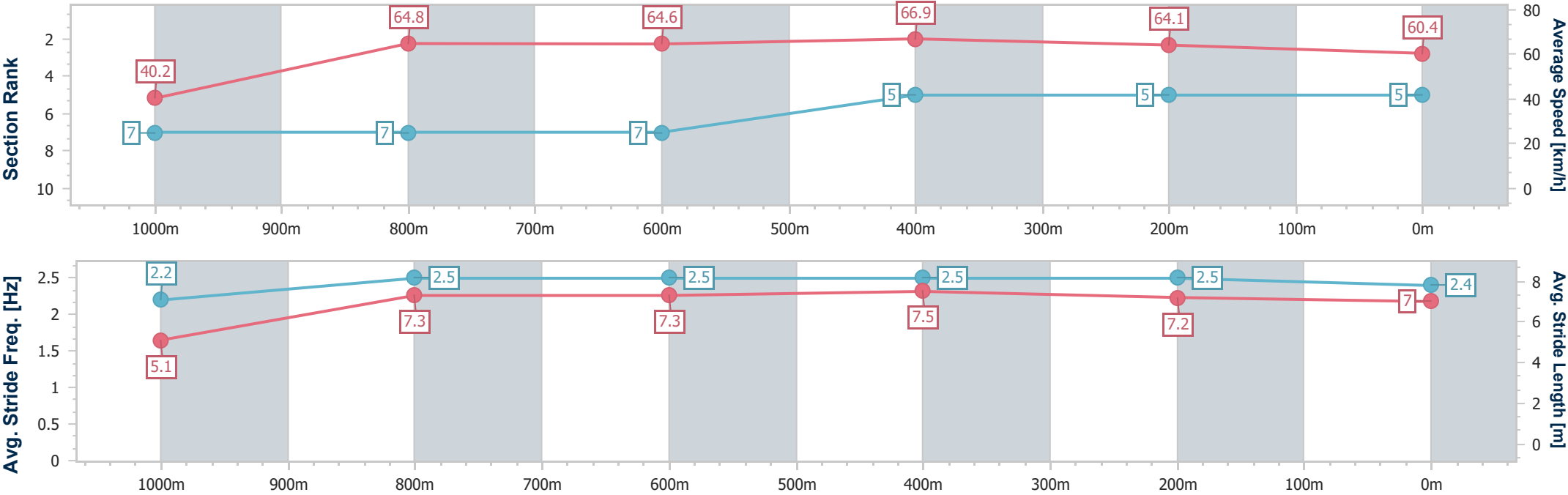
Horse/Jockey Name	Vega Nova
Final Rank	5
Fastest Section Time (Section)	0:08.84 (Overall)
Top Speed [km/h] (Section)	67.4 (600m)
Race State	Finished



IpswichProfessional
Race 1: GREAT NORTHERN Colts, Geldings and Entires Class
1 Handicap - 1100m
12 February 2026 - 13:46
Track Rating: Good 4, Weather: Fine, Rail Position: +3m Entire



Section	Overall	1000m	800m	600m	400m	200m								
Section Times	1:04.98 [5] (0:08.84)	0:56.14 [7] (0:11.16)	0:44.98 [7] (0:11.08)	0:33.90 [7] (0:10.84)	0:23.06 [5] (0:11.28)	0:11.78 [5] (0:11.78)								
Average Speed [km/h]	40.2	64.8	64.6	66.9	64.1	60.4								
Top Speed [km/h]	42.8	65.6	66.2	67.4	67.2	64.5								
Avg. Dist. to Rail [m]	6.7	2.3	0.5	0.5	1.2	3.1								
Avg. Stride Freq. [Hz]	2.2	2.5	2.5	2.5	2.5	2.4								
Avg. Stride Length [m]	5.1	7.3	7.3	7.5	7.2	7.0								





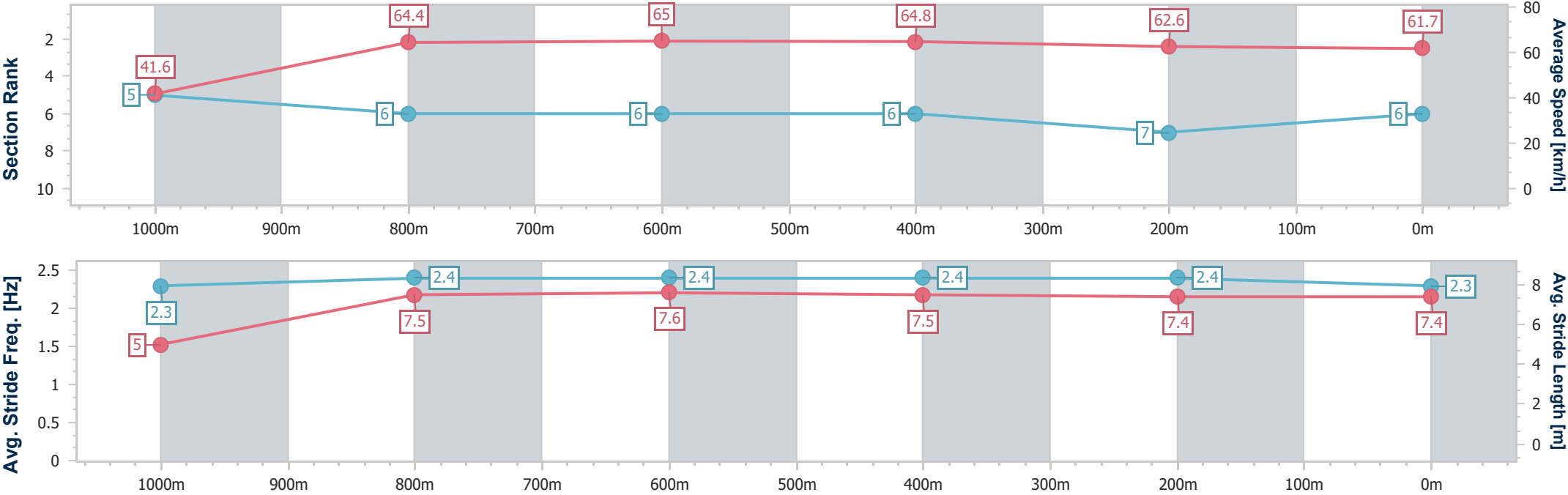
Horse/Jockey Name	I'm Nelson
Final Rank	6
Fastest Section Time (Section)	0:08.69 (Overall)
Top Speed [km/h] (Section)	67.0 (800m)
Race State	Finished



IpswichProfessional
Race 1: GREAT NORTHERN Colts, Geldings and Entires Class
1 Handicap - 1100m
12 February 2026 - 13:46
Track Rating: Good 4, Weather: Fine, Rail Position: +3m Entire



Section	Overall	1000m	800m	600m	400m	200m							
Section Times	1:04.98 [6] (0:08.69)	0:56.29 [5] (0:11.20)	0:45.09 [6] (0:11.01)	0:34.08 [6] (0:11.04)	0:23.04 [6] (0:11.38)	0:11.66 [7] (0:11.66)							
Average Speed [km/h]	41.6	64.4	65.0	64.8	62.6	61.7							
Top Speed [km/h]	62.7	66.4	67.0	66.9	64.5	63.8							
Avg. Dist. to Rail [m]	4.7	1.2	1.2	1.8	1.8	1.5							
Avg. Stride Freq. [Hz]	2.3	2.4	2.4	2.4	2.4	2.3							
Avg. Stride Length [m]	5.0	7.5	7.6	7.5	7.4	7.4							





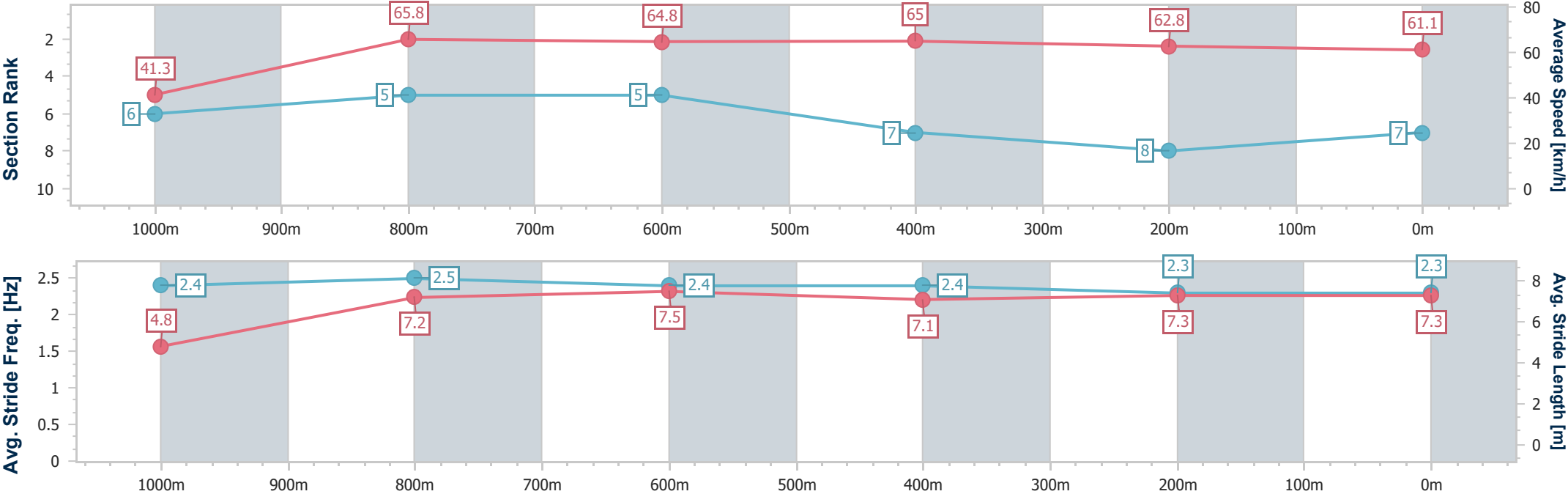
Horse/Jockey Name	Jungle Warrior
Final Rank	7
Fastest Section Time (Section)	0:08.75 (Overall)
Top Speed [km/h] (Section)	66.5 (800m)
Race State	Finished



IpswichProfessional
Race 1: GREAT NORTHERN Colts, Geldings and Entires Class
1 Handicap - 1100m
12 February 2026 - 13:46
Track Rating: Good 4, Weather: Fine, Rail Position: +3m Entire



Section	Overall	1000m	800m	600m	400m	200m								
Section Times	1:05.10 [7] (0:08.75)	0:56.35 [6] (0:10.99)	0:45.36 [5] (0:11.14)	0:34.22 [5] (0:11.08)	0:23.14 [7] (0:11.40)	0:11.74 [8] (0:11.74)								
Average Speed [km/h]	41.3	65.8	64.8	65.0	62.8	61.1								
Top Speed [km/h]	65.4	66.5	66.5	65.7	64.3	62.5								
Avg. Dist. to Rail [m]	5.1	1.9	0.6	0.5	0.9	0.4								
Avg. Stride Freq. [Hz]	2.4	2.5	2.4	2.4	2.3	2.3								
Avg. Stride Length [m]	4.8	7.2	7.5	7.1	7.3	7.3								





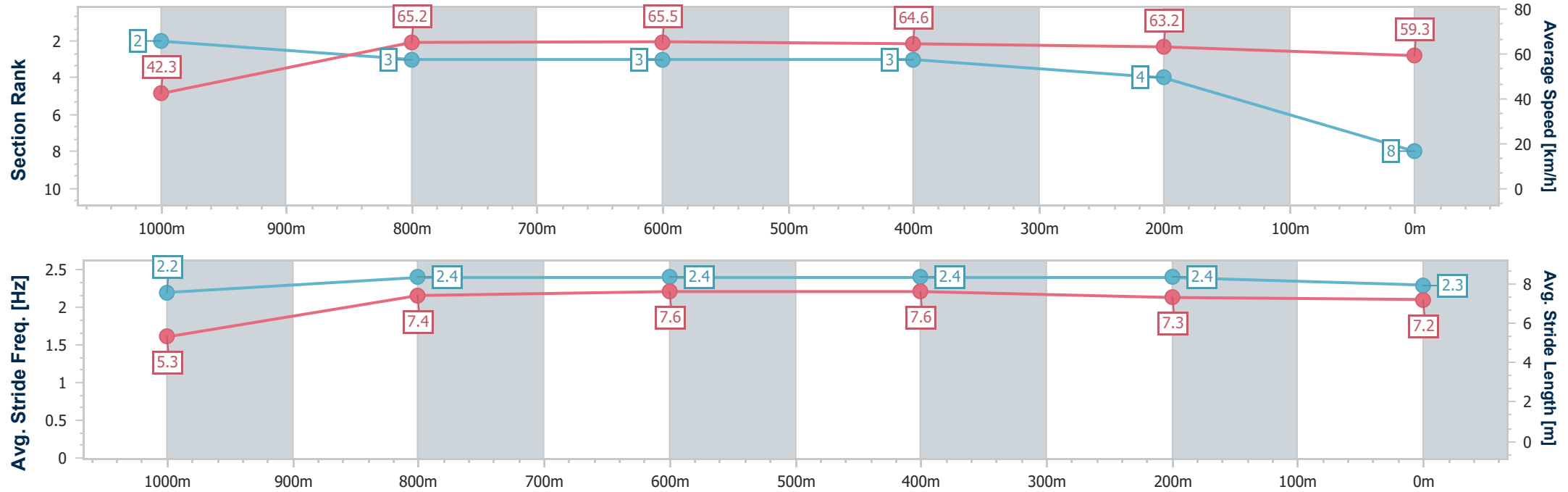
Horse/Jockey Name	Excelboom
Final Rank	8
Fastest Section Time (Section)	0:08.46 (Overall)
Top Speed [km/h] (Section)	67.0 (800m)
Race State	Finished



IpswichProfessional
Race 1: GREAT NORTHERN Colts, Geldings and Entires Class
1 Handicap - 1100m
12 February 2026 - 13:46
Track Rating: Good 4, Weather: Fine, Rail Position: +3m Entire



Section	Overall	1000m	800m	600m	400m	200m								
Section Times	1:05.21 [8] (0:08.46)	0:56.75 [2] (0:11.08)	0:45.67 [3] (0:10.99)	0:34.68 [3] (0:11.18)	0:23.50 [3] (0:11.40)	0:12.10 [4] (0:12.10)								
Average Speed [km/h]	42.3	65.2	65.5	64.6	63.2	59.3								
Top Speed [km/h]	62.9	66.4	67.0	65.4	64.4	62.2								
Avg. Dist. to Rail [m]	7.7	1.0	0.2	0.4	1.0	1.7								
Avg. Stride Freq. [Hz]	2.2	2.4	2.4	2.4	2.4	2.3								
Avg. Stride Length [m]	5.3	7.4	7.6	7.6	7.3	7.2								



Track Rating: Good 4, Weather: Fine, Rail Position: +3m Entire

Section						Overall	1000m	800m	600m	400m	200m	Last 600m	
Field Times						1:03.03 (0:08.20)	0:54.83 (0:10.48)	0:44.35 (0:10.66)	0:33.69 (0:10.89)	0:22.80 (0:11.18)	0:11.62 (0:11.62)	0:33.69	
Rank	TAB	Horse/Jockey	Barrier	Top Speed [km/h]	Fastest Section							Margin	Distance Travelled [m]
1	3	BRAVELY Jett Newman	3	69.4 800m	0:08.63 Overall	1:03.03 [1] (0:08.63)	0:54.40 [5] (0:10.76)	0:43.64 [5] (0:10.45)	0:33.19 [4] (0:10.78)	0:22.41 [4] (0:11.02)	0:11.39 [3] (0:11.39)	1:03.03 0:33.19	
2	1	THE GAMBLING GREEK Brandon Lerena	2	70.3 1000m	0:08.24 Overall	1:03.13 [2] (0:08.24)	0:54.89 [2] (0:10.49)	0:44.40 [2] (0:10.61)	0:33.79 [1] (0:10.89)	0:22.90 [1] (0:11.18)	0:11.72 [1] (0:11.72)	0.58L 0:33.79	+0
3	4	CINQUE TERRE Ben Thompson	8	68.7 800m	0:08.40 Overall	1:03.42 [3] (0:08.40)	0:55.02 [3] (0:10.66)	0:44.36 [3] (0:10.59)	0:33.77 [3] (0:10.78)	0:22.99 [2] (0:11.17)	0:11.82 [2] (0:11.82)	2.27L 0:33.77	+2
4	6	CUSTO Cejay Graham	7	69.1 800m	0:09.00 Overall	1:03.75 [4] (0:09.00)	0:54.75 [8] (0:10.83)	0:43.92 [8] (0:10.59)	0:33.33 [8] (0:10.77)	0:22.56 [8] (0:11.06)	0:11.50 [7] (0:11.50)	4.25L 0:33.33	+4
5	2	THE KEWESS Andrew Mallyon	5	69.1 800m	0:08.97 Overall	1:03.78 [5] (0:08.97)	0:54.81 [7] (0:10.76)	0:44.05 [7] (0:10.45)	0:33.60 [6] (0:10.76)	0:22.84 [6] (0:11.06)	0:11.78 [5] (0:11.78)	4.39L 0:33.60	-1
6	8	RED FEATHER BOA Tiffani Brooker	1	69.7 1000m	0:08.20 Overall	1:03.84 [6] (0:08.20)	0:55.64 [1] (0:10.48)	0:45.16 [1] (0:10.70)	0:34.46 [2] (0:11.08)	0:23.38 [3] (0:11.52)	0:11.86 [4] (0:11.86)	4.77L 0:34.46	+2
7	5	CAN'T GETWHATIWANT Daniel Moor	6	69.3 800m	0:08.56 Overall	1:03.98 [7] (0:08.56)	0:55.42 [4] (0:10.76)	0:44.66 [4] (0:10.54)	0:34.12 [5] (0:10.87)	0:23.25 [5] (0:11.28)	0:11.97 [6] (0:11.97)	5.56L 0:34.12	+6
8	7	MAD DARCEY Emily Lang	4	68.6 800m	0:08.74 Overall	1:04.60 [8] (0:08.74)	0:55.86 [6] (0:10.85)	0:45.01 [6] (0:10.62)	0:34.39 [7] (0:10.86)	0:23.53 [7] (0:11.29)	0:12.24 [8] (0:12.24)	9.22L 0:34.39	+3



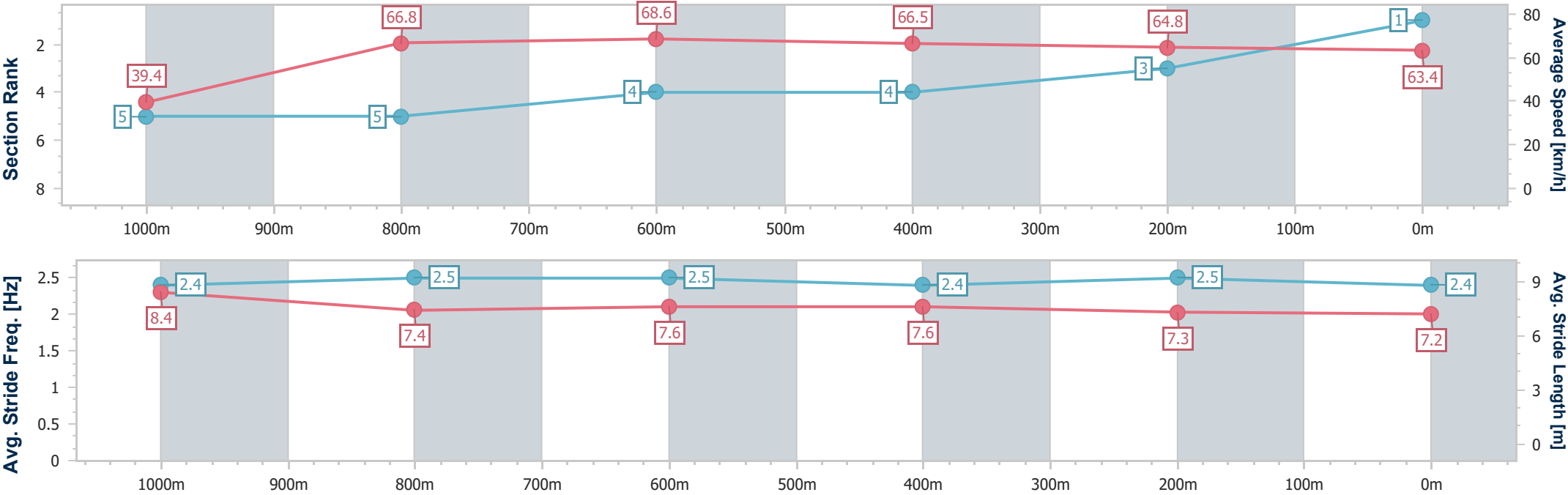
Horse/Jockey Name	Bravely
Final Rank	1
Fastest Section Time (Section)	0:08.63 (Overall)
Top Speed [km/h] (Section)	69.4 (800m)
Race State	Finished



IpswichProfessional
Race 2: TAB Class 5 Handicap - 1100m
12 February 2026 - 14:21
Track Rating: Good 4, Weather: Fine, Rail Position: +3m Entire



Section	Overall	1000m	800m	600m	400m	200m							
Section Times	1:03.03 [1] (0:08.63)	0:54.40 [5] (0:10.76)	0:43.64 [5] (0:10.45)	0:33.19 [4] (0:10.78)	0:22.41 [4] (0:11.02)	0:11.39 [3] (0:11.39)							
Average Speed [km/h]	39.4	66.8	68.6	66.5	64.8	63.4							
Top Speed [km/h]	64.2	67.7	69.4	67.7	66.3	64.5							
Avg. Dist. to Rail [m]	5.2	0.5	0.9	1.4	1.2	1.7							
Avg. Stride Freq. [Hz]	2.4	2.5	2.5	2.4	2.5	2.4							
Avg. Stride Length [m]	8.4	7.4	7.6	7.6	7.3	7.2							





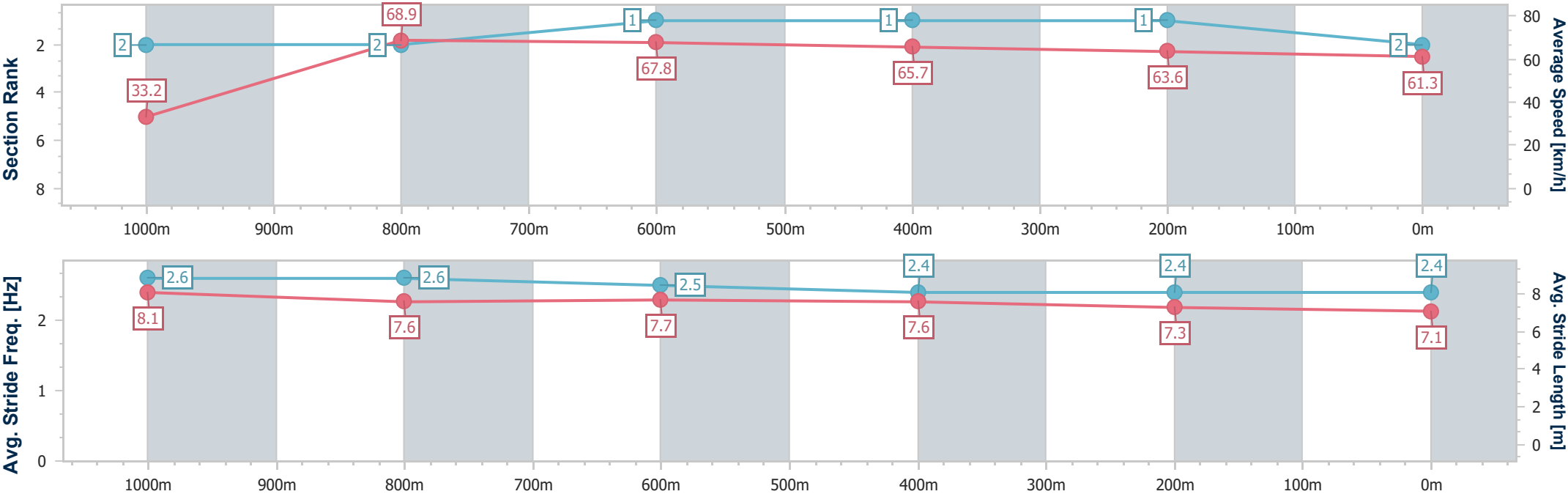
Horse/Jockey Name	The Gambling Greek
Final Rank	2
Fastest Section Time (Section)	0:08.24 (Overall)
Top Speed [km/h] (Section)	70.3 (1000m)
Race State	Finished



IpswichProfessional
Race 2: TAB Class 5 Handicap - 1100m
12 February 2026 - 14:21
Track Rating: Good 4, Weather: Fine, Rail Position: +3m Entire



Section	Overall	1000m	800m	600m	400m	200m							
Section Times	1:03.13 [2] (0:08.24)	0:54.89 [2] (0:10.49)	0:44.40 [2] (0:10.61)	0:33.79 [1] (0:10.89)	0:22.90 [1] (0:11.18)	0:11.72 [1] (0:11.72)							
Average Speed [km/h]	33.2	68.9	67.8	65.7	63.6	61.3							
Top Speed [km/h]	66.0	70.3	69.1	67.9	65.6	63.0							
Avg. Dist. to Rail [m]	5.8	1.5	0.4	1.5	2.4	0.9							
Avg. Stride Freq. [Hz]	2.6	2.6	2.5	2.4	2.4	2.4							
Avg. Stride Length [m]	8.1	7.6	7.7	7.6	7.3	7.1							





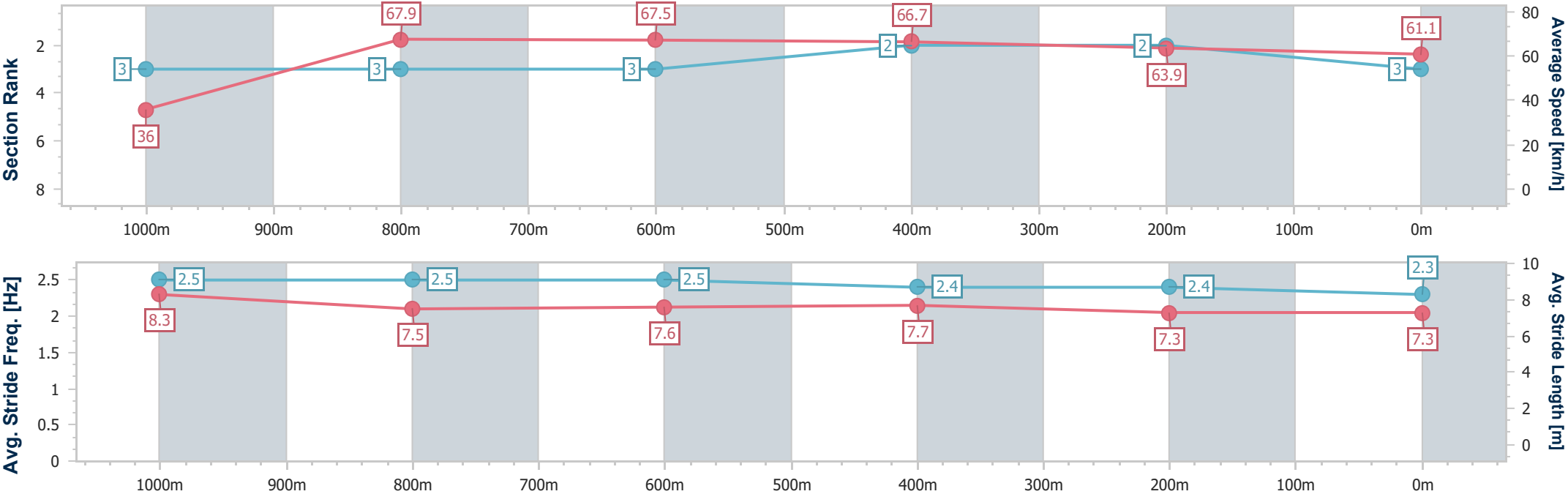
Horse/Jockey Name	Cinque Terre
Final Rank	3
Fastest Section Time (Section)	0:08.40 (Overall)
Top Speed [km/h] (Section)	68.7 (800m)
Race State	Finished



IpswichProfessional
Race 2: TAB Class 5 Handicap - 1100m
12 February 2026 - 14:21
Track Rating: Good 4, Weather: Fine, Rail Position: +3m Entire



Section	Overall	1000m	800m	600m	400m	200m							
Section Times	1:03.42 [3] (0:08.40)	0:55.02 [3] (0:10.66)	0:44.36 [3] (0:10.59)	0:33.77 [3] (0:10.78)	0:22.99 [2] (0:11.17)	0:11.82 [2] (0:11.82)							
Average Speed [km/h]	36.0	67.9	67.5	66.7	63.9	61.1							
Top Speed [km/h]	65.4	68.5	68.7	67.9	66.0	62.8							
Avg. Dist. to Rail [m]	9.3	1.9	0.6	0.8	1.1	0.2							
Avg. Stride Freq. [Hz]	2.5	2.5	2.5	2.4	2.4	2.3							
Avg. Stride Length [m]	8.3	7.5	7.6	7.7	7.3	7.3							





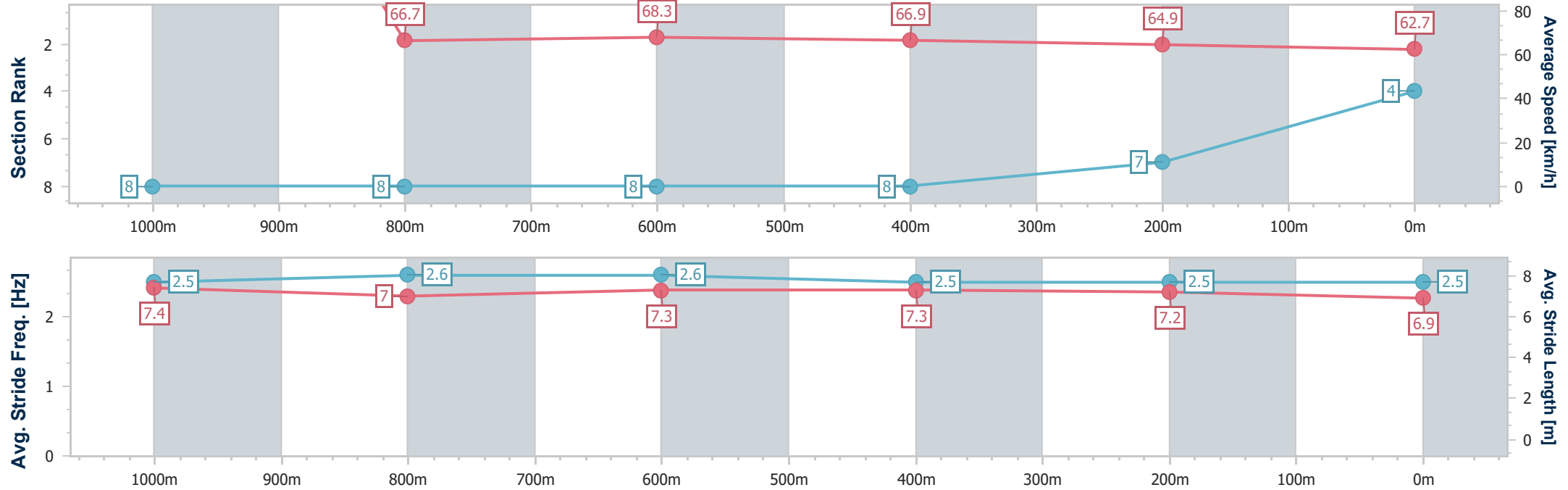
Horse/Jockey Name	Custo
Final Rank	4
Fastest Section Time (Section)	0:09.00 (Overall)
Top Speed [km/h] (Section)	69.1 (800m)
Race State	Finished



IpswichProfessional
Race 2: TAB Class 5 Handicap - 1100m
12 February 2026 - 14:21
Track Rating: Good 4, Weather: Fine, Rail Position: +3m Entire



Section	Overall	1000m	800m	600m	400m	200m							
Section Times	1:03.75 [4] (0:09.00)	0:54.75 [8] (0:10.83)	0:43.92 [8] (0:10.59)	0:33.33 [8] (0:10.77)	0:22.56 [8] (0:11.06)	0:11.50 [7] (0:11.50)							
Average Speed [km/h]	252.9	66.7	68.3	66.9	64.9	62.7							
Top Speed [km/h]	61.0	68.5	69.1	68.8	66.4	65.9							
Avg. Dist. to Rail [m]	8.0	1.4	0.6	0.8	1.0	3.8							
Avg. Stride Freq. [Hz]	2.5	2.6	2.6	2.5	2.5	2.5							
Avg. Stride Length [m]	7.4	7.0	7.3	7.3	7.2	6.9							





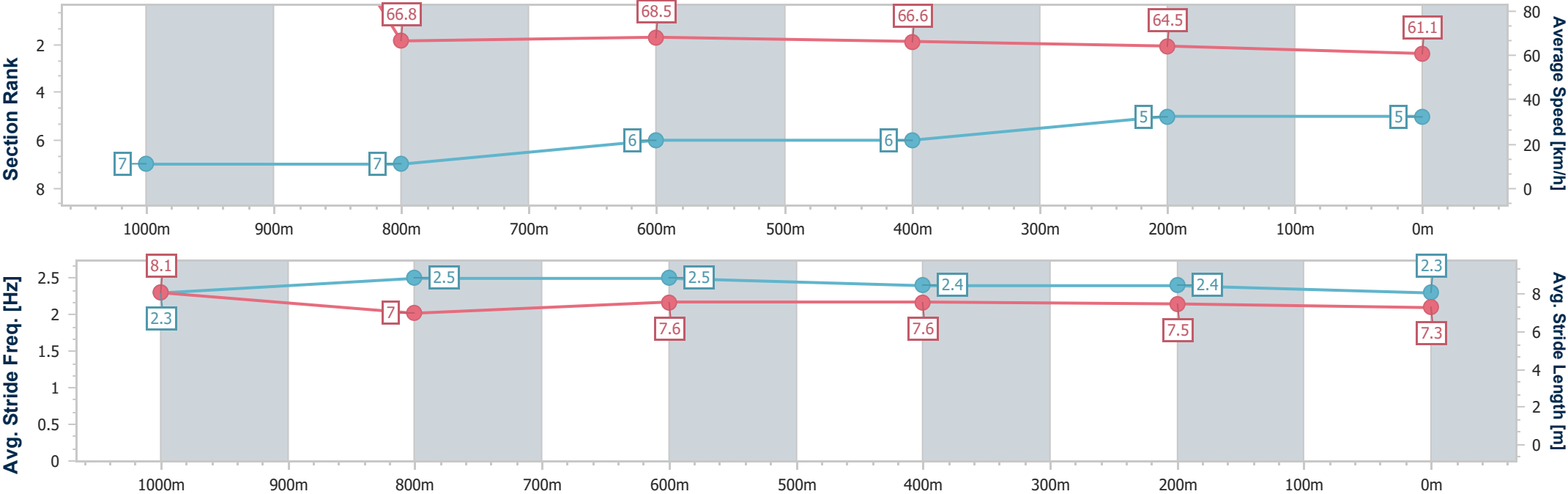
Horse/Jockey Name	The Kewess
Final Rank	5
Fastest Section Time (Section)	0:08.97 (Overall)
Top Speed [km/h] (Section)	69.1 (800m)
Race State	Finished



IpswichProfessional
Race 2: TAB Class 5 Handicap - 1100m
12 February 2026 - 14:21
Track Rating: Good 4, Weather: Fine, Rail Position: +3m Entire



Section	Overall	1000m	800m	600m	400m	200m							
Section Times	1:03.78 [5] (0:08.97)	0:54.81 [7] (0:10.76)	0:44.05 [7] (0:10.45)	0:33.60 [6] (0:10.76)	0:22.84 [6] (0:11.06)	0:11.78 [5] (0:11.78)							
Average Speed [km/h]	253.3	66.8	68.5	66.6	64.5	61.1							
Top Speed [km/h]	61.8	68.8	69.1	68.3	65.4	63.6							
Avg. Dist. to Rail [m]	6.5	1.0	1.3	1.7	1.2	1.0							
Avg. Stride Freq. [Hz]	2.3	2.5	2.5	2.4	2.4	2.3							
Avg. Stride Length [m]	8.1	7.0	7.6	7.6	7.5	7.3							





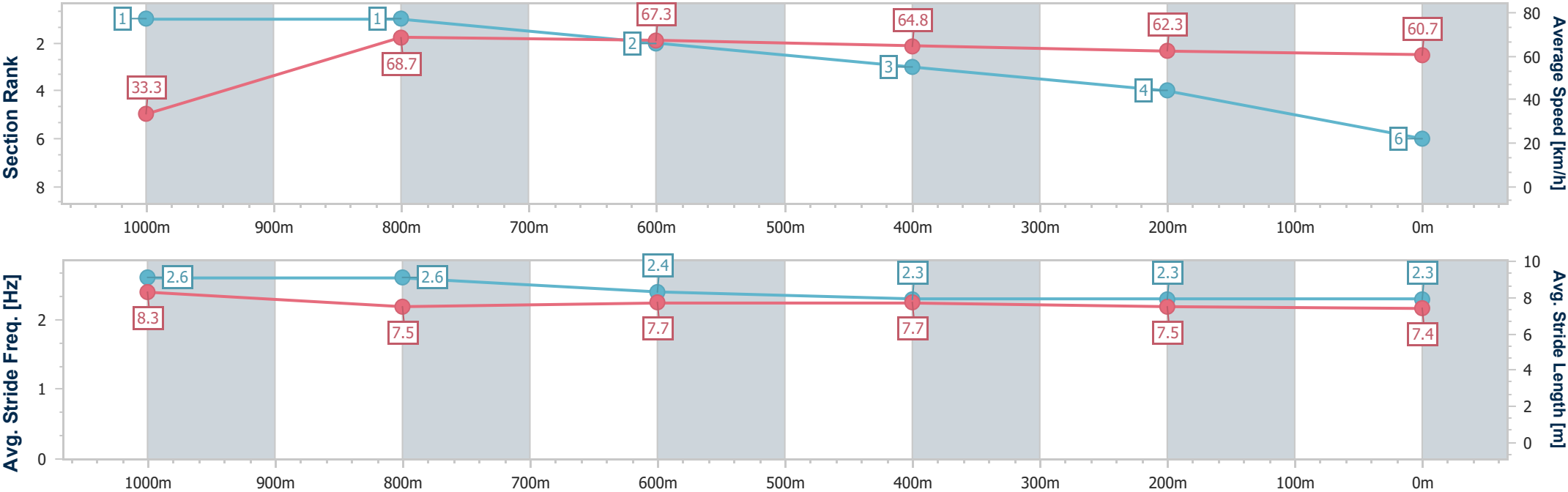
Horse/Jockey Name	Red Feather Boa
Final Rank	6
Fastest Section Time (Section)	0:08.20 (Overall)
Top Speed [km/h] (Section)	69.7 (1000m)
Race State	Finished



IpswichProfessional
Race 2: TAB Class 5 Handicap - 1100m
12 February 2026 - 14:21
Track Rating: Good 4, Weather: Fine, Rail Position: +3m Entire



Section	Overall	1000m	800m	600m	400m	200m							
Section Times	1:03.84 [6] (0:08.20)	0:55.64 [1] (0:10.48)	0:45.16 [1] (0:10.70)	0:34.46 [2] (0:11.08)	0:23.38 [3] (0:11.52)	0:11.86 [4] (0:11.86)							
Average Speed [km/h]	33.3	68.7	67.3	64.8	62.3	60.7							
Top Speed [km/h]	66.4	69.7	69.5	65.4	63.8	62.7							
Avg. Dist. to Rail [m]	4.0	0.5	0.2	0.5	1.2	1.0							
Avg. Stride Freq. [Hz]	2.6	2.6	2.4	2.3	2.3	2.3							
Avg. Stride Length [m]	8.3	7.5	7.7	7.7	7.5	7.4							





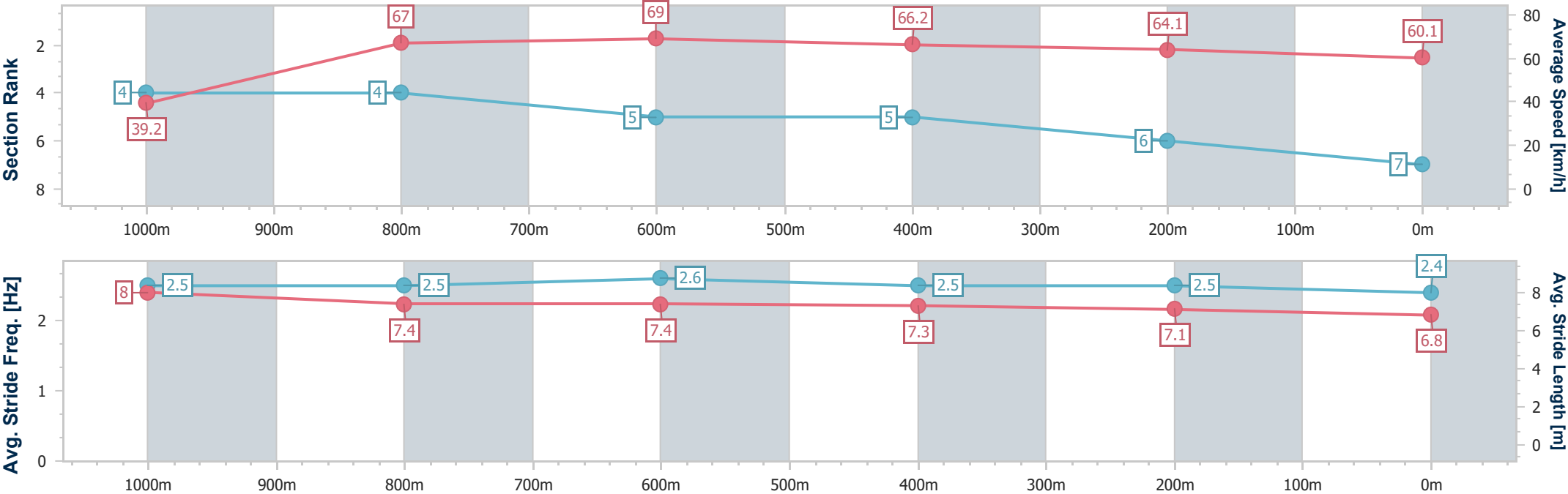
Horse/Jockey Name	Can't Getwhatiwant
Final Rank	7
Fastest Section Time (Section)	0:08.56 (Overall)
Top Speed [km/h] (Section)	69.3 (800m)
Race State	Finished



IpswichProfessional
Race 2: TAB Class 5 Handicap - 1100m
12 February 2026 - 14:21
Track Rating: Good 4, Weather: Fine, Rail Position: +3m Entire



Section	Overall	1000m	800m	600m	400m	200m							
Section Times	1:03.98 [7] (0:08.56)	0:55.42 [4] (0:10.76)	0:44.66 [4] (0:10.54)	0:34.12 [5] (0:10.87)	0:23.25 [5] (0:11.28)	0:11.97 [6] (0:11.97)							
Average Speed [km/h]	39.2	67.0	69.0	66.2	64.1	60.1							
Top Speed [km/h]	64.0	68.1	69.3	67.6	65.8	63.1							
Avg. Dist. to Rail [m]	7.9	1.9	1.4	1.1	1.6	3.5							
Avg. Stride Freq. [Hz]	2.5	2.5	2.6	2.5	2.5	2.4							
Avg. Stride Length [m]	8.0	7.4	7.4	7.3	7.1	6.8							





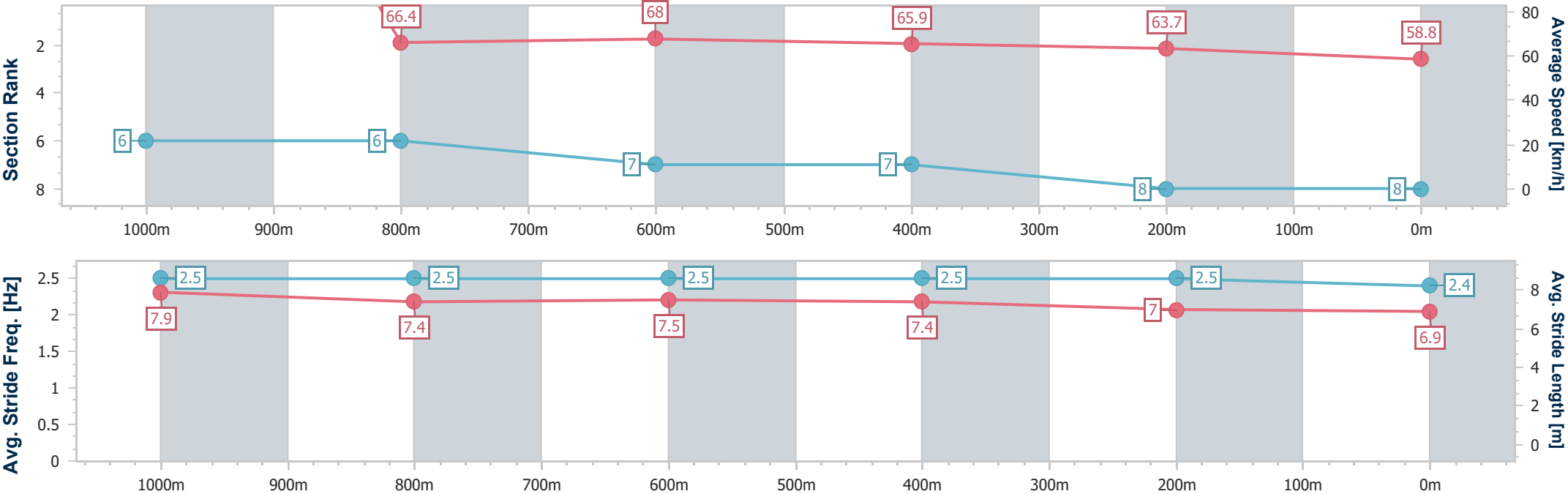
Horse/Jockey Name	Mad Darcey
Final Rank	8
Fastest Section Time (Section)	0:08.74 (Overall)
Top Speed [km/h] (Section)	68.6 (800m)
Race State	Finished



IpswichProfessional
Race 2: TAB Class 5 Handicap - 1100m
12 February 2026 - 14:21
Track Rating: Good 4, Weather: Fine, Rail Position: +3m Entire



Section	Overall	1000m	800m	600m	400m	200m							
Section Times	1:04.60 [8] (0:08.74)	0:55.86 [6] (0:10.85)	0:45.01 [6] (0:10.62)	0:34.39 [7] (0:10.86)	0:23.53 [7] (0:11.29)	0:12.24 [8] (0:12.24)							
Average Speed [km/h]	258.5	66.4	68.0	65.9	63.7	58.8							
Top Speed [km/h]	62.2	67.8	68.6	67.9	65.3	62.2							
Avg. Dist. to Rail [m]	6.3	1.4	0.4	0.7	1.4	2.3							
Avg. Stride Freq. [Hz]	2.5	2.5	2.5	2.5	2.5	2.4							
Avg. Stride Length [m]	7.9	7.4	7.5	7.4	7.0	6.9							





IpswichProfessional

Race 3: GORDON'S GIN Fillies and Mares Class 1 Handicap - 1100m

12 February 2026 - 14:55



Track Rating: Good 4, Weather: Fine, Rail Position: +3m Entire

Section		Overall				1000m	800m	600m	400m	200m	Last 600m		
Field Times		1:04.13				0:55.68	0:45.07	0:34.35	0:23.12	0:11.69	0:34.35		
		(0:08.45)				(0:10.61)	(0:10.72)	(0:11.23)	(0:11.43)	(0:11.69)			
Rank	TAB	Horse/Jockey	Barrier	Top Speed [km/h]	Fastest Section						Margin	Distance Travelled [m]	
1	3	DAITANNA	1	67.8	0:08.45	1:04.13 [1]	0:55.68 [1]	0:44.97 [2]	0:34.10 [2]	0:23.00 [2]	0:11.69 [1]	1:04.13	0:34.10
		Cejay Graham		1000m	Overall	(0:08.45)	(0:10.71)	(0:10.87)	(0:11.10)	(0:11.31)	(0:11.69)		
2	1	IMMEDIATE	8	68.8	0:08.81	1:04.35 [2]	0:55.54 [8]	0:44.48 [8]	0:33.88 [6]	0:22.81 [6]	0:11.45 [6]	1.3L	0:33.88 +0
		Ben Thompson		800m	Overall	(0:08.81)	(0:11.06)	(0:10.60)	(0:11.07)	(0:11.36)	(0:11.45)		
3	5	ESPRIT DU JOUR	6	67.9	0:08.75	1:04.45 [3]	0:55.70 [6]	0:44.84 [6]	0:33.95 [7]	0:22.83 [7]	0:11.59 [5]	1.88L	0:33.95 +4
		Leah Martyn		1000m	Overall	(0:08.75)	(0:10.86)	(0:10.89)	(0:11.12)	(0:11.24)	(0:11.59)		
4	4	LUCKY LASS	4	68.3	0:08.58	1:04.54 [4]	0:55.96 [4]	0:45.29 [3]	0:34.41 [3]	0:23.23 [3]	0:11.87 [3]	2.38L	0:34.41 +1
		Emily Lang		1000m	Overall	(0:08.58)	(0:10.67)	(0:10.88)	(0:11.18)	(0:11.36)	(0:11.87)		
5	9	LEICA PHERRARI	7	67.7	0:08.78	1:04.69 [5]	0:55.91 [7]	0:44.85 [7]	0:33.95 [8]	0:22.88 [8]	0:11.66 [8]	3.29L	0:33.95 +0
		Montana Philpot		1000m	Overall	(0:08.78)	(0:11.06)	(0:10.90)	(0:11.07)	(0:11.22)	(0:11.66)		
6	2	LINWOOD	2	67.5	0:08.55	1:04.78 [6]	0:56.23 [3]	0:45.37 [4]	0:34.54 [4]	0:23.46 [4]	0:12.06 [4]	3.79L	0:34.54 -3
		Micheal Hellyer		800m	Overall	(0:08.55)	(0:10.86)	(0:10.83)	(0:11.08)	(0:11.40)	(0:12.06)		
7	7	IRISH GYPSY	3	68.6	0:08.62	1:04.85 [7]	0:56.23 [5]	0:45.35 [5]	0:34.60 [5]	0:23.42 [5]	0:11.90 [7]	4.25L	0:34.60 +5
		Georgina Cartwright		800m	Overall	(0:08.62)	(0:10.88)	(0:10.75)	(0:11.18)	(0:11.52)	(0:11.90)		
8	8	RAFALE JOLIE	5	69.8	0:08.48	1:04.93 [8]	0:56.45 [2]	0:45.87 [1]	0:35.15 [1]	0:23.92 [1]	0:12.37 [2]	4.7L	0:35.15 +1
		Jett Newman		1000m	Overall	(0:08.48)	(0:10.58)	(0:10.72)	(0:11.23)	(0:11.55)	(0:12.37)		

Scratched: Version (#6), Dashing Hope (#10), Ilana The First (#11)



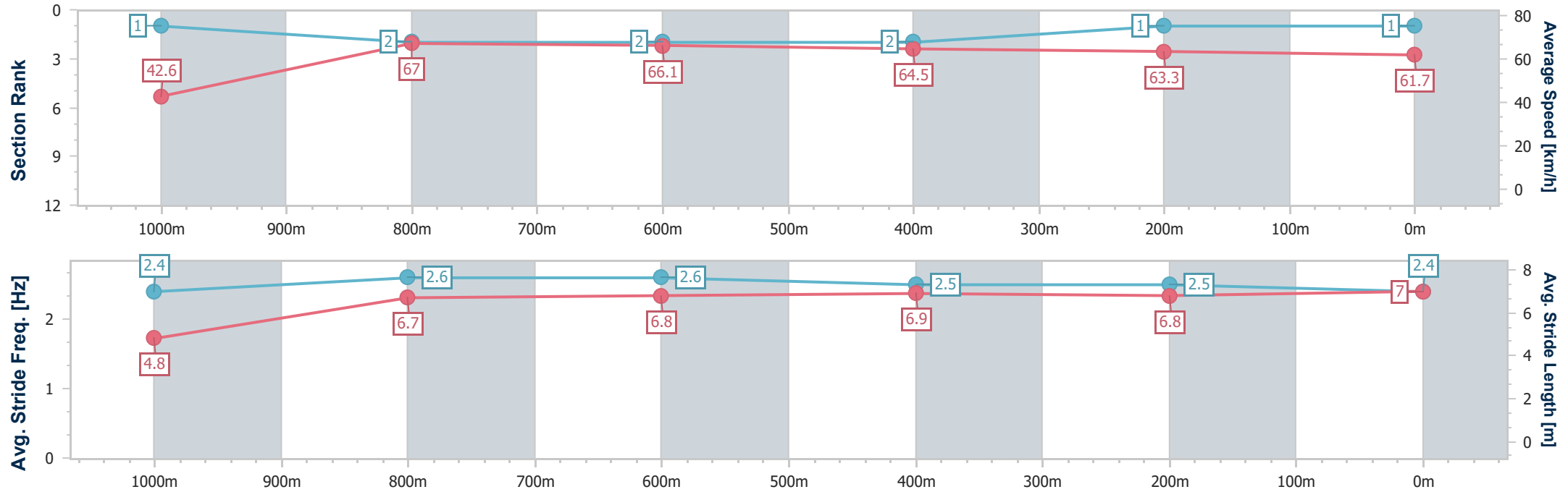
Horse/Jockey Name	Daitanna
Final Rank	1
Fastest Section Time (Section)	0:08.45 (Overall)
Top Speed [km/h] (Section)	67.8 (1000m)
Race State	Finished



IpswichProfessional
Race 3: GORDON'S GIN Fillies and Mares Class 1 Handicap - 1100m
12 February 2026 - 14:55
Track Rating: Good 4, Weather: Fine, Rail Position: +3m Entire



Section	Overall	1000m	800m	600m	400m	200m							
Section Times	1:04.13 [1] (0:08.45)	0:55.68 [1] (0:10.71)	0:44.97 [2] (0:10.87)	0:34.10 [2] (0:11.10)	0:23.00 [2] (0:11.31)	0:11.69 [1] (0:11.69)							
Average Speed [km/h]	42.6	67.0	66.1	64.5	63.3	61.7							
Top Speed [km/h]	64.1	67.8	67.7	66.1	63.6	63.2							
Avg. Dist. to Rail [m]	2.0	0.6	1.2	1.1	0.9	0.3							
Avg. Stride Freq. [Hz]	2.4	2.6	2.6	2.5	2.5	2.4							
Avg. Stride Length [m]	4.8	6.7	6.8	6.9	6.8	7.0							





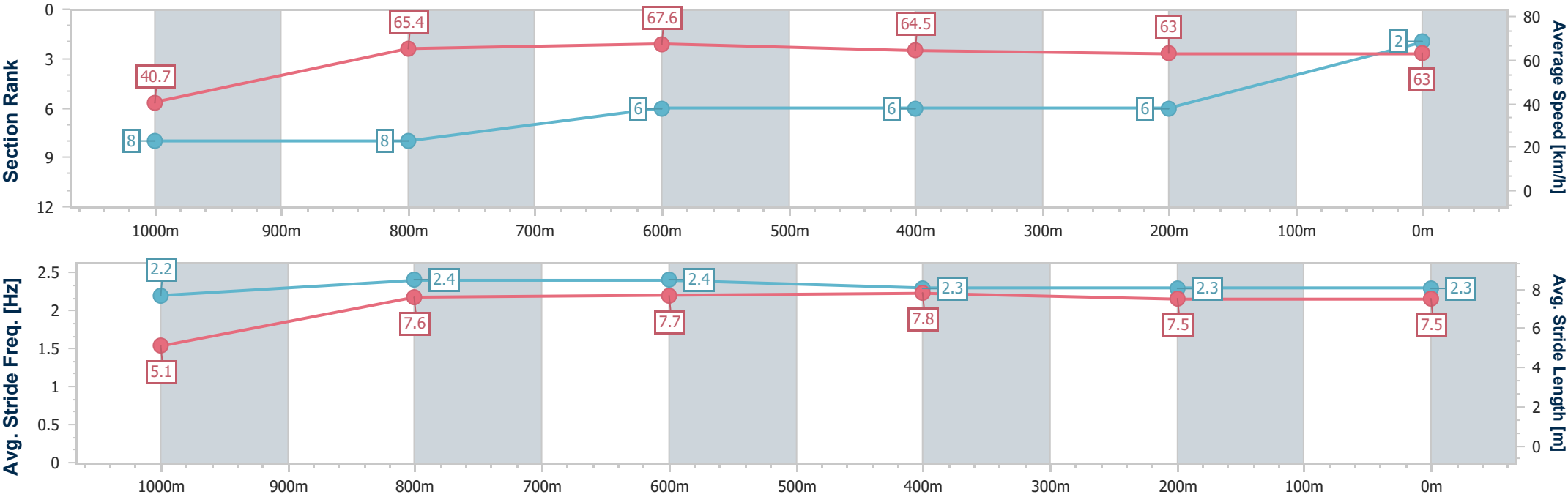
Horse/Jockey Name	Immediate
Final Rank	2
Fastest Section Time (Section)	0:08.81 (Overall)
Top Speed [km/h] (Section)	68.8 (800m)
Race State	Finished



IpswichProfessional
Race 3: GORDON'S GIN Fillies and Mares Class 1 Handicap - 1100m
12 February 2026 - 14:55
Track Rating: Good 4, Weather: Fine, Rail Position: +3m Entire



Section	Overall	1000m	800m	600m	400m	200m								
Section Times	1:04.35 [2] (0:08.81)	0:55.54 [8] (0:11.06)	0:44.48 [8] (0:10.60)	0:33.88 [6] (0:11.07)	0:22.81 [6] (0:11.36)	0:11.45 [6] (0:11.45)								
Average Speed [km/h]	40.7	65.4	67.6	64.5	63.0	63.0								
Top Speed [km/h]	59.9	68.8	68.8	65.6	63.7	63.8								
Avg. Dist. to Rail [m]	9.8	2.6	1.2	1.3	1.4	1.6								
Avg. Stride Freq. [Hz]	2.2	2.4	2.4	2.3	2.3	2.3								
Avg. Stride Length [m]	5.1	7.6	7.7	7.8	7.5	7.5								





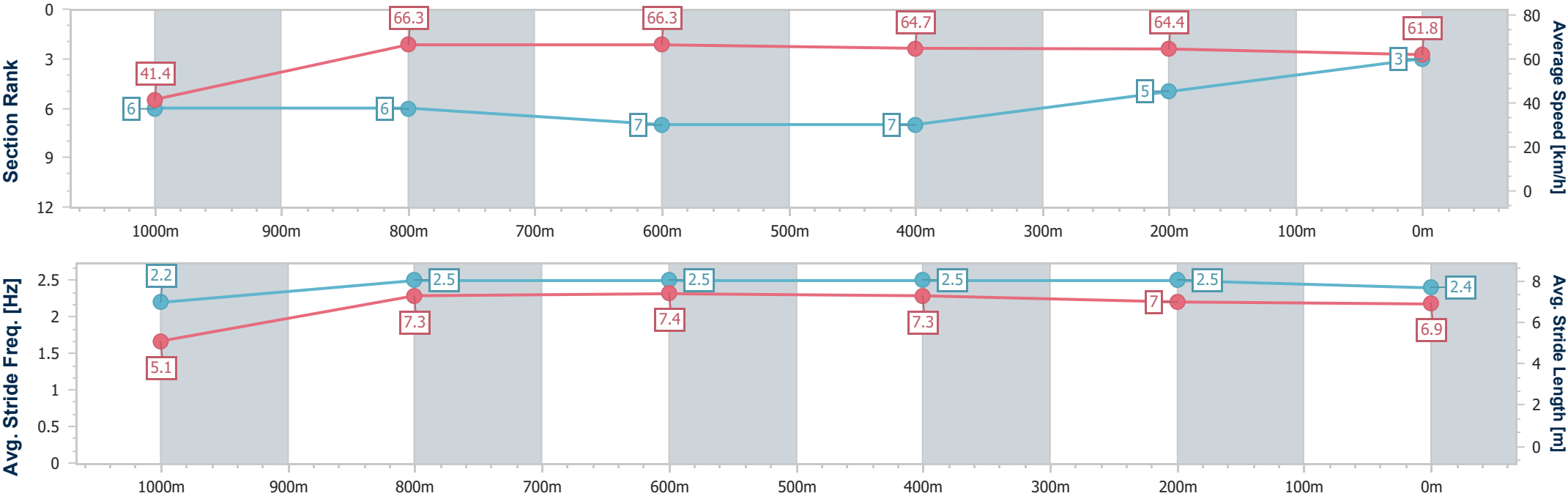
Horse/Jockey Name	Esprit Du Jour
Final Rank	3
Fastest Section Time (Section)	0:08.75 (Overall)
Top Speed [km/h] (Section)	67.9 (1000m)
Race State	Finished



IpswichProfessional
Race 3: GORDON'S GIN Fillies and Mares Class 1 Handicap - 1100m
12 February 2026 - 14:55
Track Rating: Good 4, Weather: Fine, Rail Position: +3m Entire



Section	Overall	1000m	800m	600m	400m	200m								
Section Times	1:04.45 [3] (0:08.75)	0:55.70 [6] (0:10.86)	0:44.84 [6] (0:10.89)	0:33.95 [7] (0:11.12)	0:22.83 [7] (0:11.24)	0:11.59 [5] (0:11.59)								
Average Speed [km/h]	41.4	66.3	66.3	64.7	64.4	61.8								
Top Speed [km/h]	63.0	67.9	66.9	65.6	65.3	65.1								
Avg. Dist. to Rail [m]	7.6	1.7	0.5	0.4	2.0	3.1								
Avg. Stride Freq. [Hz]	2.2	2.5	2.5	2.5	2.5	2.4								
Avg. Stride Length [m]	5.1	7.3	7.4	7.3	7.0	6.9								





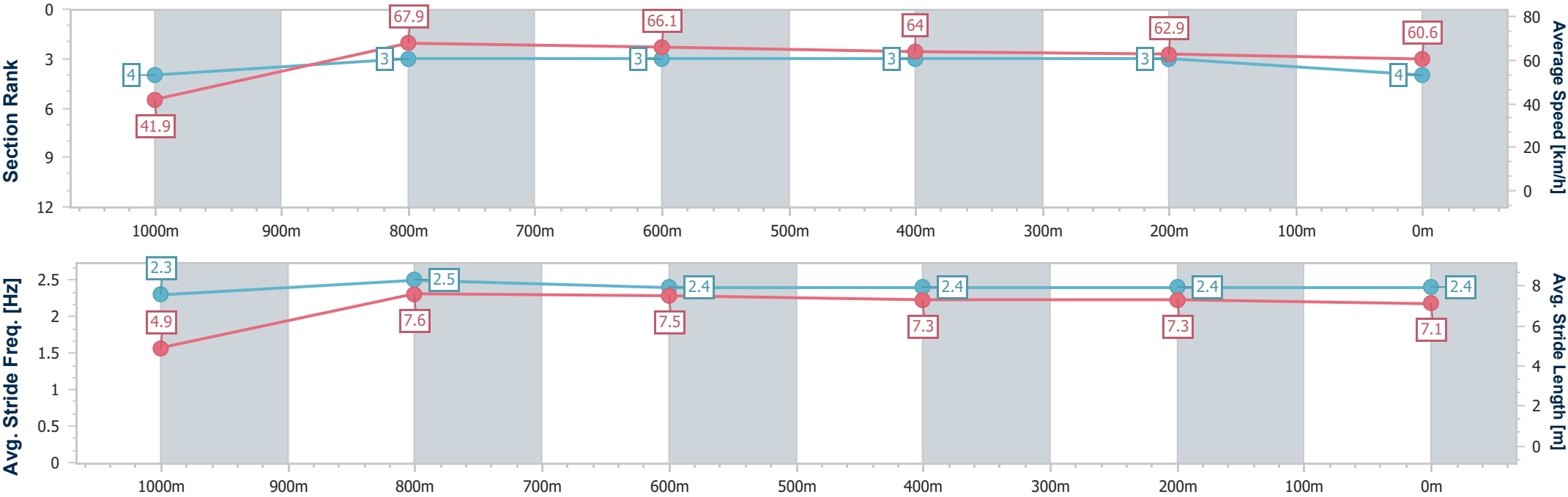
Horse/Jockey Name	Lucky Lass
Final Rank	4
Fastest Section Time (Section)	0:08.58 (Overall)
Top Speed [km/h] (Section)	68.3 (1000m)
Race State	Finished



IpswichProfessional
Race 3: GORDON'S GIN Fillies and Mares Class 1 Handicap - 1100m
12 February 2026 - 14:55
Track Rating: Good 4, Weather: Fine, Rail Position: +3m Entire



Section	Overall	1000m	800m	600m	400m	200m								
Section Times	1:04.54 [4] (0:08.58)	0:55.96 [4] (0:10.67)	0:45.29 [3] (0:10.88)	0:34.41 [3] (0:11.18)	0:23.23 [3] (0:11.36)	0:11.87 [3] (0:11.87)								
Average Speed [km/h]	41.9	67.9	66.1	64.0	62.9	60.6								
Top Speed [km/h]	65.1	68.3	67.2	64.8	64.2	62.3								
Avg. Dist. to Rail [m]	5.6	1.8	0.5	1.1	1.1	0.3								
Avg. Stride Freq. [Hz]	2.3	2.5	2.4	2.4	2.4	2.4								
Avg. Stride Length [m]	4.9	7.6	7.5	7.3	7.3	7.1								





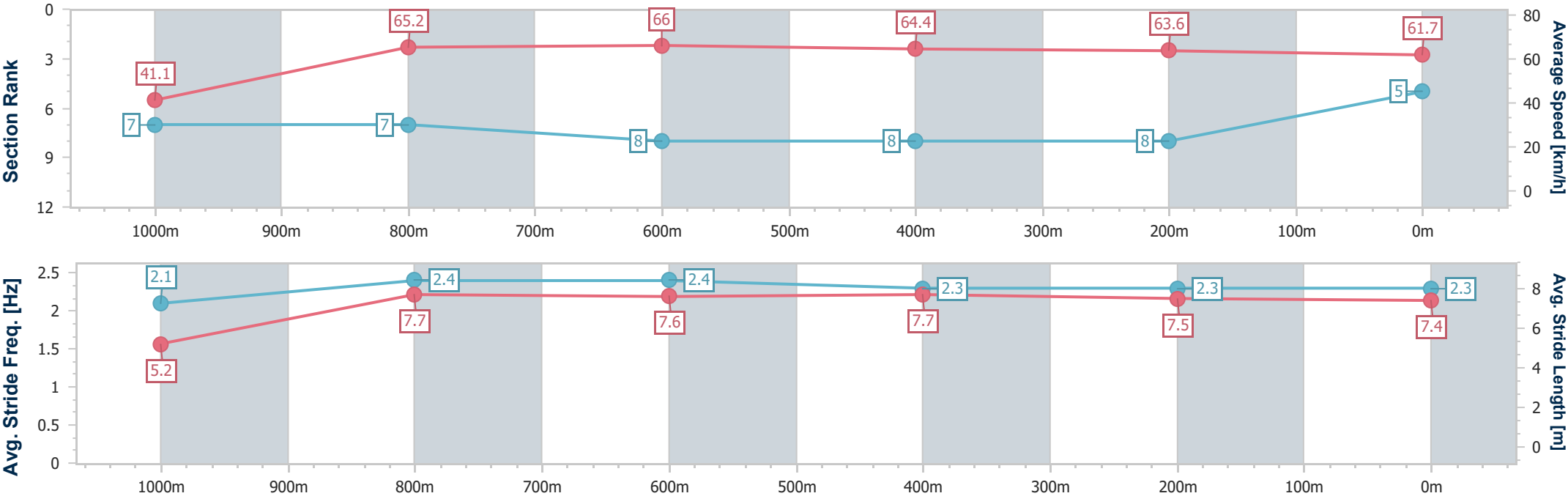
Horse/Jockey Name	Leica Pherrari
Final Rank	5
Fastest Section Time (Section)	0:08.78 (Overall)
Top Speed [km/h] (Section)	67.7 (1000m)
Race State	Finished



IpswichProfessional
Race 3: GORDON'S GIN Fillies and Mares Class 1 Handicap - 1100m
12 February 2026 - 14:55
Track Rating: Good 4, Weather: Fine, Rail Position: +3m Entire



Section	Overall	1000m	800m	600m	400m	200m							
Section Times	1:04.69 [5] (0:08.78)	0:55.91 [7] (0:11.06)	0:44.85 [7] (0:10.90)	0:33.95 [8] (0:11.07)	0:22.88 [8] (0:11.22)	0:11.66 [8] (0:11.66)							
Average Speed [km/h]	41.1	65.2	66.0	64.4	63.6	61.7							
Top Speed [km/h]	62.2	67.7	67.6	66.5	64.9	64.8							
Avg. Dist. to Rail [m]	8.3	2.0	0.8	1.9	1.3	1.7							
Avg. Stride Freq. [Hz]	2.1	2.4	2.4	2.3	2.3	2.3							
Avg. Stride Length [m]	5.2	7.7	7.6	7.7	7.5	7.4							





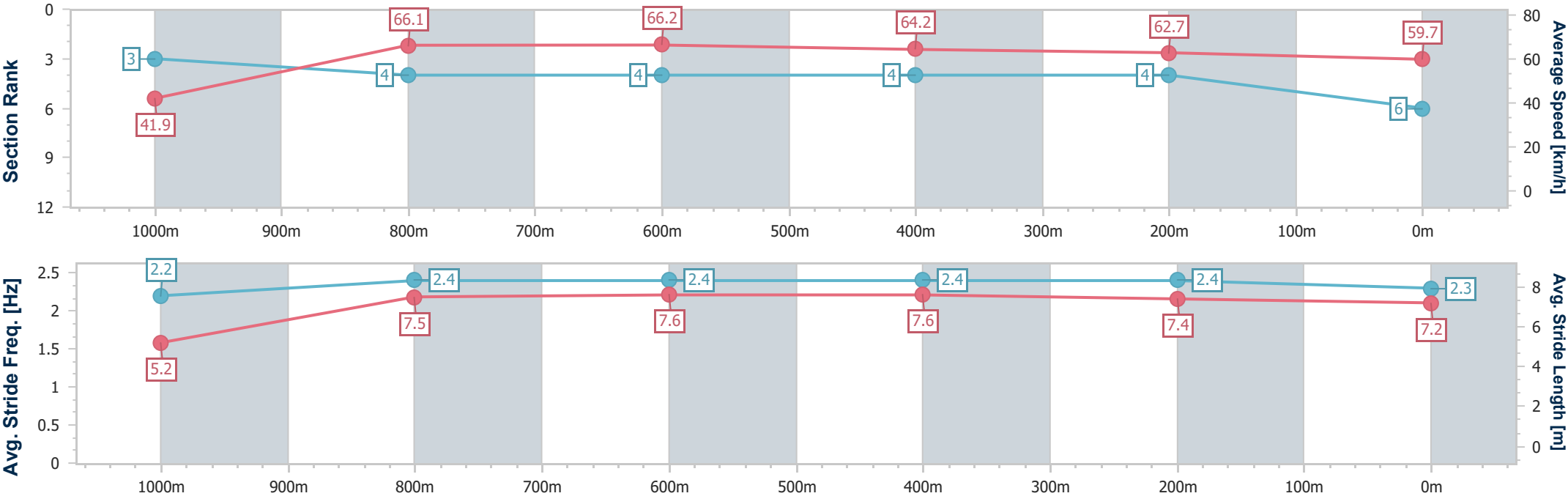
Horse/Jockey Name	Linwood
Final Rank	6
Fastest Section Time (Section)	0:08.55 (Overall)
Top Speed [km/h] (Section)	67.5 (800m)
Race State	Finished



IpswichProfessional
Race 3: GORDON'S GIN Fillies and Mares Class 1 Handicap - 1100m
12 February 2026 - 14:55
Track Rating: Good 4, Weather: Fine, Rail Position: +3m Entire



Section	Overall	1000m	800m	600m	400m	200m							
Section Times	1:04.78 [6] (0:08.55)	0:56.23 [3] (0:10.86)	0:45.37 [4] (0:10.83)	0:34.54 [4] (0:11.08)	0:23.46 [4] (0:11.40)	0:12.06 [4] (0:12.06)							
Average Speed [km/h]	41.9	66.1	66.2	64.2	62.7	59.7							
Top Speed [km/h]	64.2	67.1	67.5	65.3	63.4	62.3							
Avg. Dist. to Rail [m]	2.8	1.0	1.6	2.1	1.5	0.4							
Avg. Stride Freq. [Hz]	2.2	2.4	2.4	2.4	2.4	2.3							
Avg. Stride Length [m]	5.2	7.5	7.6	7.6	7.4	7.2							





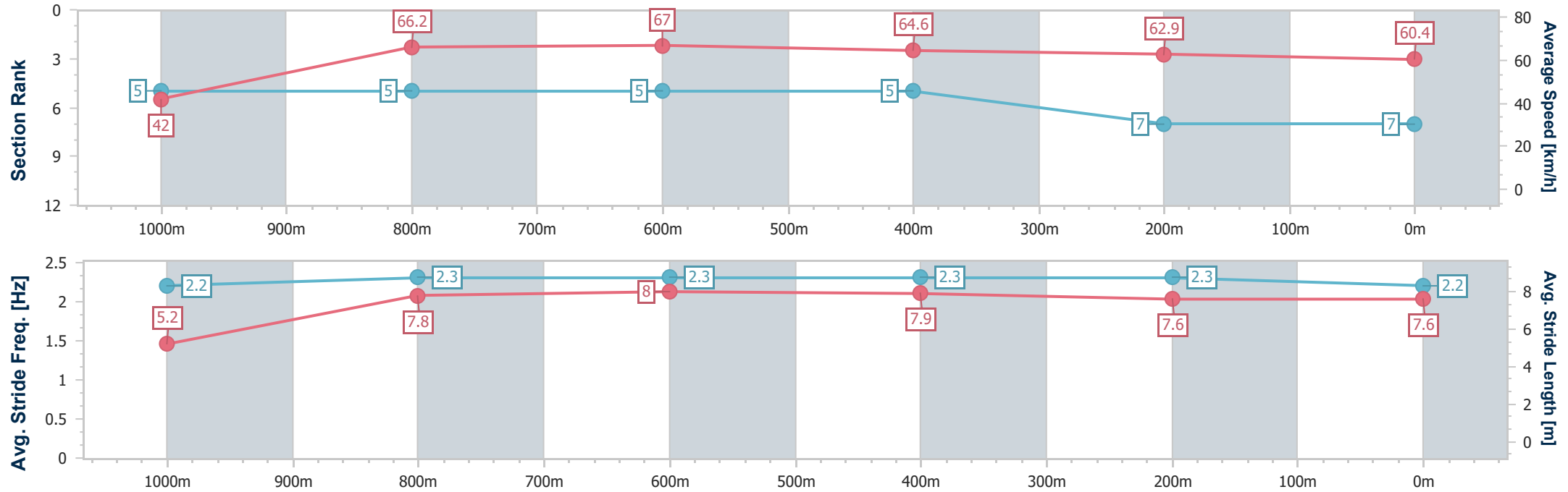
Horse/Jockey Name	Irish Gypsy
Final Rank	7
Fastest Section Time (Section)	0:08.62 (Overall)
Top Speed [km/h] (Section)	68.6 (800m)
Race State	Finished



IpswichProfessional
Race 3: GORDON'S GIN Fillies and Mares Class 1 Handicap - 1100m
12 February 2026 - 14:55
Track Rating: Good 4, Weather: Fine, Rail Position: +3m Entire



Section	Overall	1000m	800m	600m	400m	200m							
Section Times	1:04.85 [7] (0:08.62)	0:56.23 [5] (0:10.88)	0:45.35 [5] (0:10.75)	0:34.60 [5] (0:11.18)	0:23.42 [5] (0:11.52)	0:11.90 [7] (0:11.90)							
Average Speed [km/h]	42.0	66.2	67.0	64.6	62.9	60.4							
Top Speed [km/h]	62.9	67.5	68.6	65.8	63.7	62.7							
Avg. Dist. to Rail [m]	4.4	1.0	0.4	0.9	1.5	2.5							
Avg. Stride Freq. [Hz]	2.2	2.3	2.3	2.3	2.3	2.2							
Avg. Stride Length [m]	5.2	7.8	8.0	7.9	7.6	7.6							





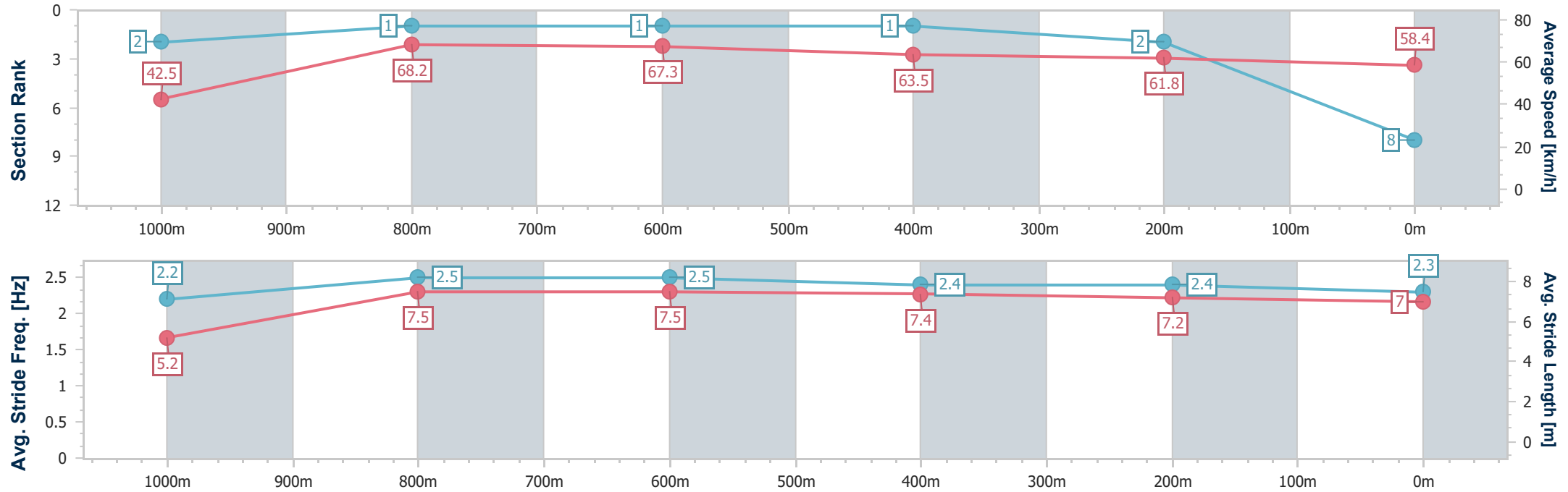
Horse/Jockey Name	Rafale Jolie
Final Rank	8
Fastest Section Time (Section)	0:08.48 (Overall)
Top Speed [km/h] (Section)	69.8 (1000m)
Race State	Finished



IpswichProfessional
Race 3: GORDON'S GIN Fillies and Mares Class 1 Handicap - 1100m
12 February 2026 - 14:55
Track Rating: Good 4, Weather: Fine, Rail Position: +3m Entire



Section	Overall	1000m	800m	600m	400m	200m							
Section Times	1:04.93 [8] (0:08.48)	0:56.45 [2] (0:10.58)	0:45.87 [1] (0:10.72)	0:35.15 [1] (0:11.23)	0:23.92 [1] (0:11.55)	0:12.37 [2] (0:12.37)							
Average Speed [km/h]	42.5	68.2	67.3	63.5	61.8	58.4							
Top Speed [km/h]	64.5	69.8	69.1	65.4	63.0	60.9							
Avg. Dist. to Rail [m]	6.1	1.9	0.5	1.4	2.0	1.2							
Avg. Stride Freq. [Hz]	2.2	2.5	2.5	2.4	2.4	2.3							
Avg. Stride Length [m]	5.2	7.5	7.5	7.4	7.2	7.0							





IpswichProfessional

Race 4: LIVING TURF QTIS Three-Years-Old BM65 Handicap - 1100m

12 February 2026 - 15:32



Track Rating: Good 4, Weather: Fine, Rail Position: +3m Entire

Section						Overall	1000m	800m	600m	400m	200m	Last 600m		
Field Times						1:03.60 (0:08.17)	0:55.43 (0:10.66)	0:44.77 (0:11.04)	0:33.73 (0:11.27)	0:22.46 (0:11.17)	0:11.29 (0:11.29)	0:33.73		
Rank	TAB	Horse/Jockey	Barrier	Top Speed [km/h]	Fastest Section							Margin	Distance Travelled [m]	
1	9	DON'TCHA LUV'ER	5	70.7	0:08.35	1:03.60 [1]	0:55.25 [3]	0:44.44 [4]	0:33.40 [4]	0:22.18 [4]	0:11.29 [1]	1:03.60	0:33.40	
		Damien Thornton		Overall	Overall	(0:08.35)	(0:10.81)	(0:11.04)	(0:11.22)	(0:10.89)	(0:11.29)			
2	4	HOWDOYOUZOU	4	68.2	0:08.17	1:03.69 [2]	0:55.52 [1]	0:44.86 [1]	0:33.82 [1]	0:22.55 [1]	0:11.35 [2]	0.51L	0:33.82	-3
		Les Tilley		1000m	Overall	(0:08.17)	(0:10.66)	(0:11.04)	(0:11.27)	(0:11.20)	(0:11.35)			
3	8	BETTER SWEET	7	68.9	0:08.35	1:03.87 [3]	0:55.52 [2]	0:44.95 [2]	0:33.94 [2]	0:22.66 [2]	0:11.49 [3]	1.58L	0:33.94	-1
		Olivia Kendal		1000m	Overall	(0:08.35)	(0:10.57)	(0:11.01)	(0:11.28)	(0:11.17)	(0:11.49)			
4	10	SUSSUSUDIO	6	67.4	0:08.40	1:04.07 [4]	0:55.67 [5]	0:44.80 [5]	0:33.75 [6]	0:22.61 [5]	0:11.48 [5]	2.78L	0:33.75	+2
		Jett Newman		1000m	Overall	(0:08.40)	(0:10.87)	(0:11.05)	(0:11.14)	(0:11.13)	(0:11.48)			
5	5	CUDDLES FOR KIMMY	1	68.8	0:08.89	1:04.11 [5]	0:55.22 [6]	0:44.69 [6]	0:33.84 [5]	0:22.59 [6]	0:11.60 [4]	3L	0:33.84	-1
		Vlad Duric		1000m	Overall	(0:08.89)	(0:10.53)	(0:10.85)	(0:11.25)	(0:10.99)	(0:11.60)			
6	1	METALCRAFT	3	67.9	0:08.37	1:04.32 [6]	0:55.95 [4]	0:45.25 [3]	0:34.19 [3]	0:22.92 [3]	0:11.64 [6]	4.24L	0:34.19	-3
		Cejay Graham		1000m	Overall	(0:08.37)	(0:10.70)	(0:11.06)	(0:11.27)	(0:11.28)	(0:11.64)			
7	3	SOLIDUDE	2	62.6	0:09.01	1:09.93 [7]	1:00.92 [7]	0:49.03 [7]	0:37.36 [7]	0:25.07 [7]	0:12.90 [7]	37.24L	0:37.36	-2
		Brandon Lerena		800m	Overall	(0:09.01)	(0:11.89)	(0:11.67)	(0:12.29)	(0:12.17)	(0:12.90)			

Scratched: Lucky Lass (#7), Excelboom (#6), Financially Famous (#2), Ode To Beauty (#11)



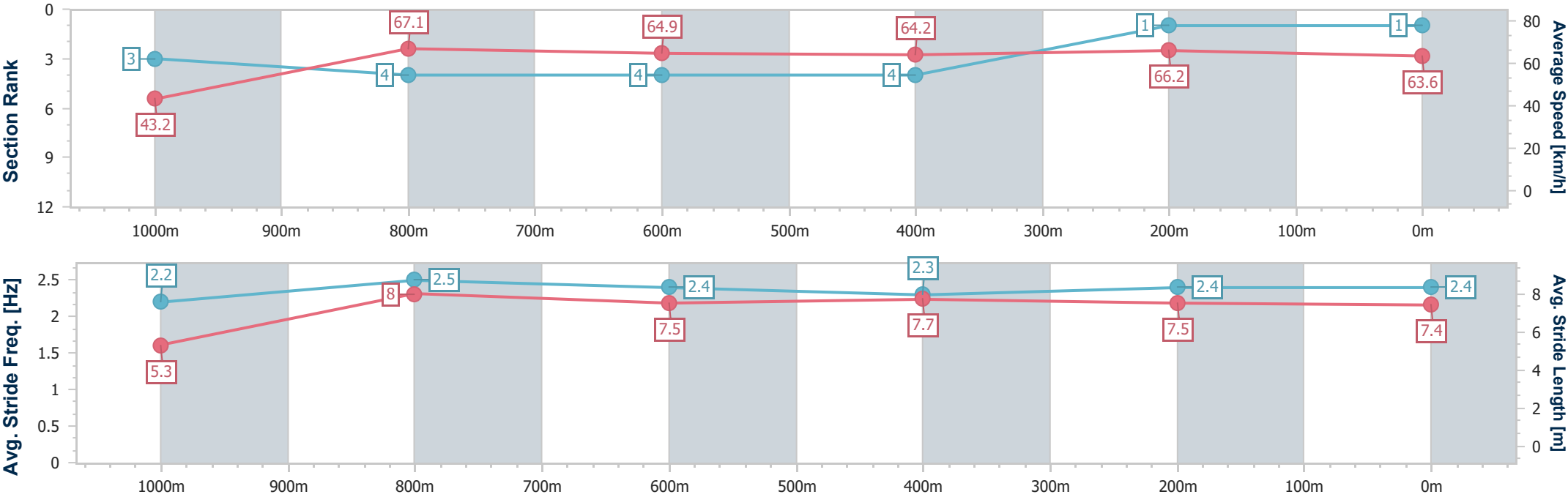
Horse/Jockey Name	Don'tcha Luv'er
Final Rank	1
Fastest Section Time (Section)	0:08.35 (Overall)
Top Speed [km/h] (Section)	70.7 (Overall)
Race State	Finished



IpswichProfessional
Race 4: LIVING TURF QTIS Three-Years-Old BM65 Handicap - 1100m
12 February 2026 - 15:32
Track Rating: Good 4, Weather: Fine, Rail Position: +3m Entire



Section	Overall	1000m	800m	600m	400m	200m								
Section Times	1:03.60 [1] (0:08.35)	0:55.25 [3] (0:10.81)	0:44.44 [4] (0:11.04)	0:33.40 [4] (0:11.22)	0:22.18 [4] (0:10.89)	0:11.29 [1] (0:11.29)								
Average Speed [km/h]	43.2	67.1	64.9	64.2	66.2	63.6								
Top Speed [km/h]	70.7	68.8	68.7	65.3	66.9	65.7								
Avg. Dist. to Rail [m]	6.8	1.3	0.4	0.6	0.4	1.5								
Avg. Stride Freq. [Hz]	2.2	2.5	2.4	2.3	2.4	2.4								
Avg. Stride Length [m]	5.3	8.0	7.5	7.7	7.5	7.4								





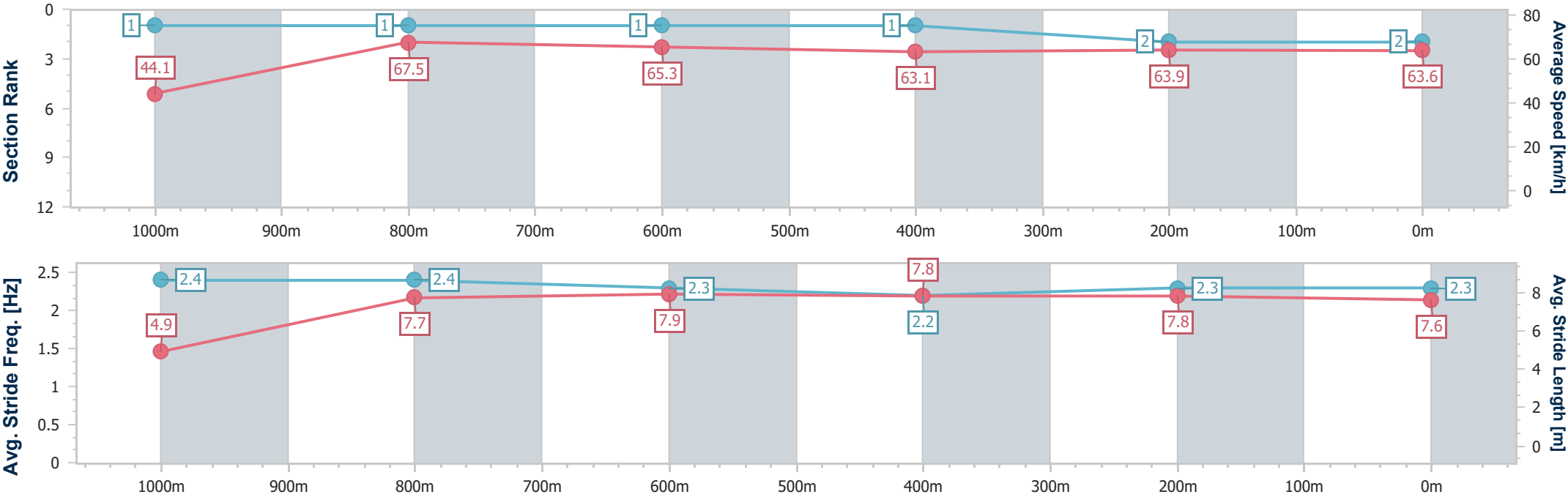
Horse/Jockey Name	Howdoyouzou
Final Rank	2
Fastest Section Time (Section)	0:08.17 (Overall)
Top Speed [km/h] (Section)	68.2 (1000m)
Race State	Finished



IpswichProfessional
Race 4: LIVING TURF QTIS Three-Years-Old BM65 Handicap - 1100m
12 February 2026 - 15:32
Track Rating: Good 4, Weather: Fine, Rail Position: +3m Entire



Section	Overall	1000m	800m	600m	400m	200m								
Section Times	1:03.69 [2] (0:08.17)	0:55.52 [1] (0:10.66)	0:44.86 [1] (0:11.04)	0:33.82 [1] (0:11.27)	0:22.55 [1] (0:11.20)	0:11.35 [2] (0:11.35)								
Average Speed [km/h]	44.1	67.5	65.3	63.1	63.9	63.6								
Top Speed [km/h]	66.4	68.2	66.3	64.3	64.9	64.9								
Avg. Dist. to Rail [m]	5.3	0.5	0.9	1.9	1.2	0.8								
Avg. Stride Freq. [Hz]	2.4	2.4	2.3	2.2	2.3	2.3								
Avg. Stride Length [m]	4.9	7.7	7.9	7.8	7.8	7.6								





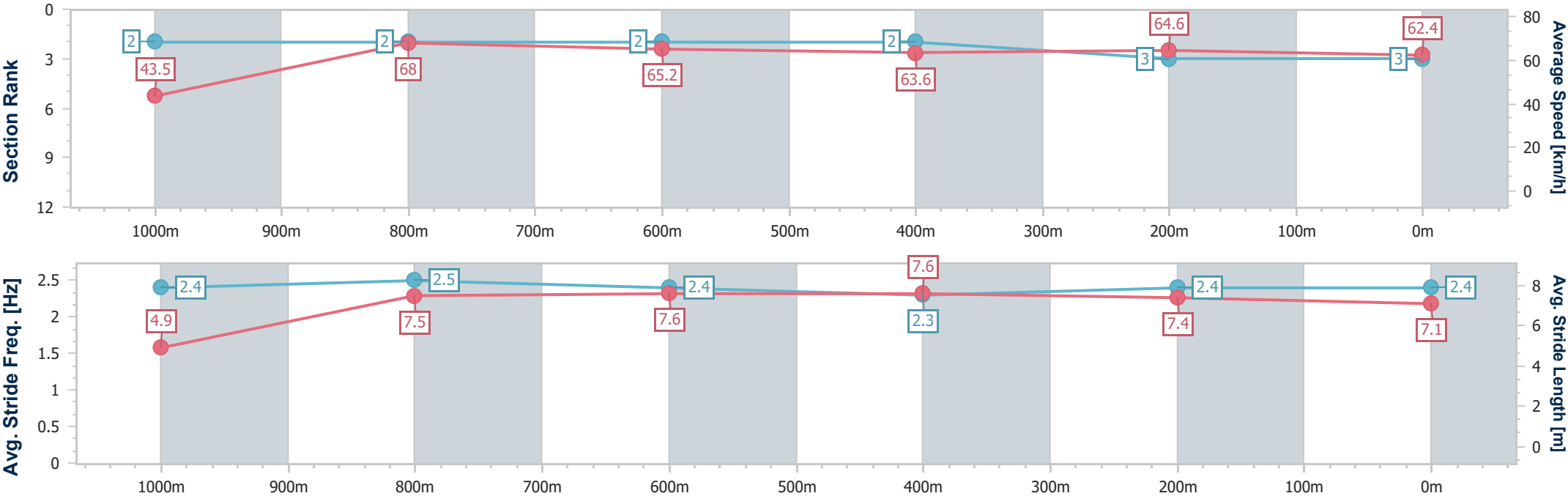
Horse/Jockey Name	Better Sweet
Final Rank	3
Fastest Section Time (Section)	0:08.35 (Overall)
Top Speed [km/h] (Section)	68.9 (1000m)
Race State	Finished



IpswichProfessional
Race 4: LIVING TURF QTIS Three-Years-Old BM65 Handicap - 1100m
12 February 2026 - 15:32
Track Rating: Good 4, Weather: Fine, Rail Position: +3m Entire



Section	Overall	1000m	800m	600m	400m	200m								
Section Times	1:03.87 [3] (0:08.35)	0:55.52 [2] (0:10.57)	0:44.95 [2] (0:11.01)	0:33.94 [2] (0:11.28)	0:22.66 [2] (0:11.17)	0:11.49 [3] (0:11.49)								
Average Speed [km/h]	43.5	68.0	65.2	63.6	64.6	62.4								
Top Speed [km/h]	67.3	68.9	67.4	64.2	65.1	64.8								
Avg. Dist. to Rail [m]	8.8	1.5	0.4	0.8	0.7	1.1								
Avg. Stride Freq. [Hz]	2.4	2.5	2.4	2.3	2.4	2.4								
Avg. Stride Length [m]	4.9	7.5	7.6	7.6	7.4	7.1								





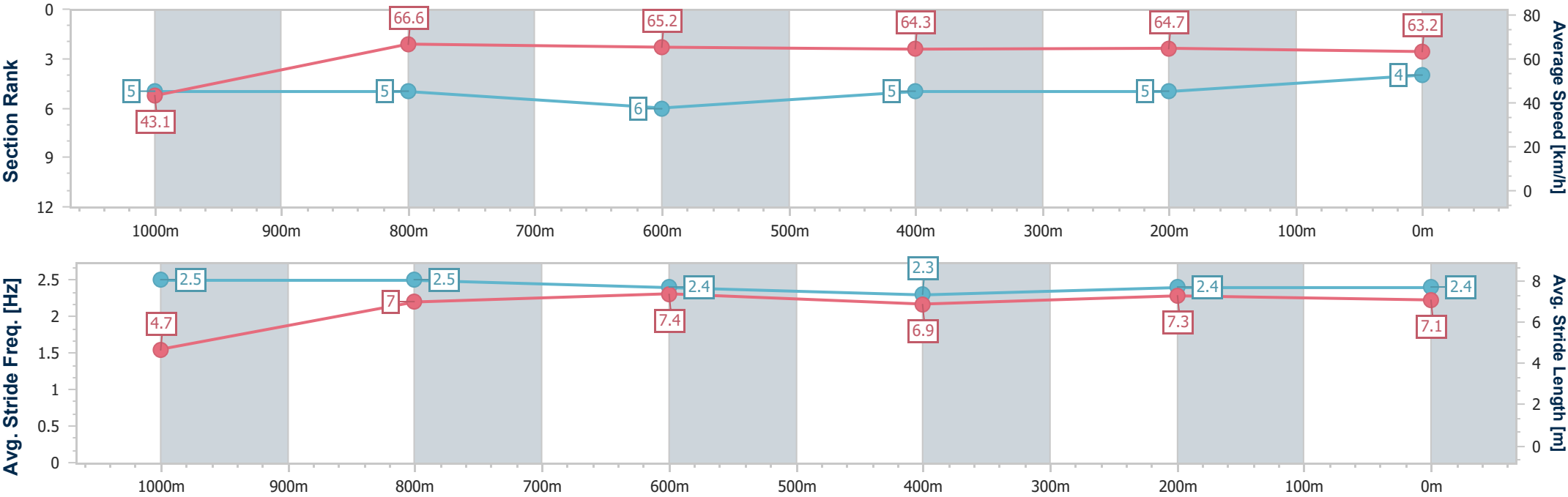
Horse/Jockey Name	Sussusudio
Final Rank	4
Fastest Section Time (Section)	0:08.40 (Overall)
Top Speed [km/h] (Section)	67.4 (1000m)
Race State	Finished



IpswichProfessional
Race 4: LIVING TURF QTIS Three-Years-Old BM65 Handicap - 1100m
12 February 2026 - 15:32
Track Rating: Good 4, Weather: Fine, Rail Position: +3m Entire



Section	Overall	1000m	800m	600m	400m	200m								
Section Times	1:04.07 [4] (0:08.40)	0:55.67 [5] (0:10.87)	0:44.80 [5] (0:11.05)	0:33.75 [6] (0:11.14)	0:22.61 [5] (0:11.13)	0:11.48 [5] (0:11.48)								
Average Speed [km/h]	43.1	66.6	65.2	64.3	64.7	63.2								
Top Speed [km/h]	65.8	67.4	66.3	65.0	65.7	64.9								
Avg. Dist. to Rail [m]	7.8	2.7	0.5	0.8	1.9	4.7								
Avg. Stride Freq. [Hz]	2.5	2.5	2.4	2.3	2.4	2.4								
Avg. Stride Length [m]	4.7	7.0	7.4	6.9	7.3	7.1								





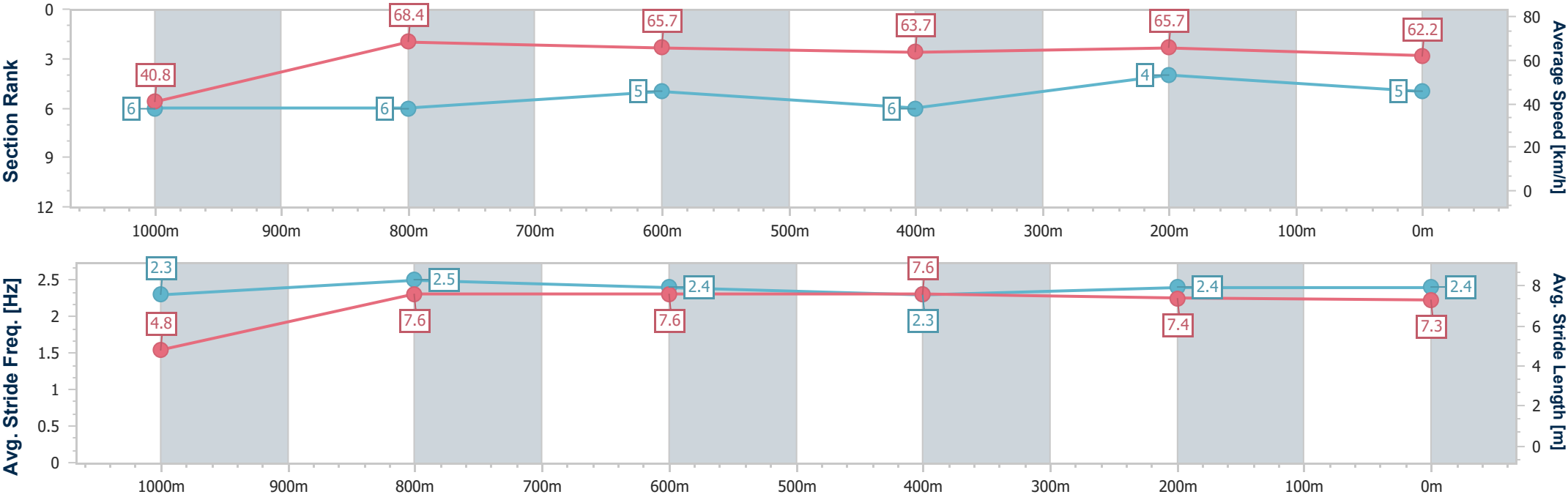
Horse/Jockey Name	Cuddles For Kimmy
Final Rank	5
Fastest Section Time (Section)	0:08.89 (Overall)
Top Speed [km/h] (Section)	68.8 (1000m)
Race State	Finished



IpswichProfessional
Race 4: LIVING TURF QTIS Three-Years-Old BM65 Handicap - 1100m
12 February 2026 - 15:32
Track Rating: Good 4, Weather: Fine, Rail Position: +3m Entire



Section	Overall	1000m	800m	600m	400m	200m								
Section Times	1:04.11 [5] (0:08.89)	0:55.22 [6] (0:10.53)	0:44.69 [6] (0:10.85)	0:33.84 [5] (0:11.25)	0:22.59 [6] (0:10.99)	0:11.60 [4] (0:11.60)								
Average Speed [km/h]	40.8	68.4	65.7	63.7	65.7	62.2								
Top Speed [km/h]	67.2	68.8	67.9	64.5	67.8	64.2								
Avg. Dist. to Rail [m]	3.5	0.6	1.5	1.3	1.7	2.7								
Avg. Stride Freq. [Hz]	2.3	2.5	2.4	2.3	2.4	2.4								
Avg. Stride Length [m]	4.8	7.6	7.6	7.6	7.4	7.3								





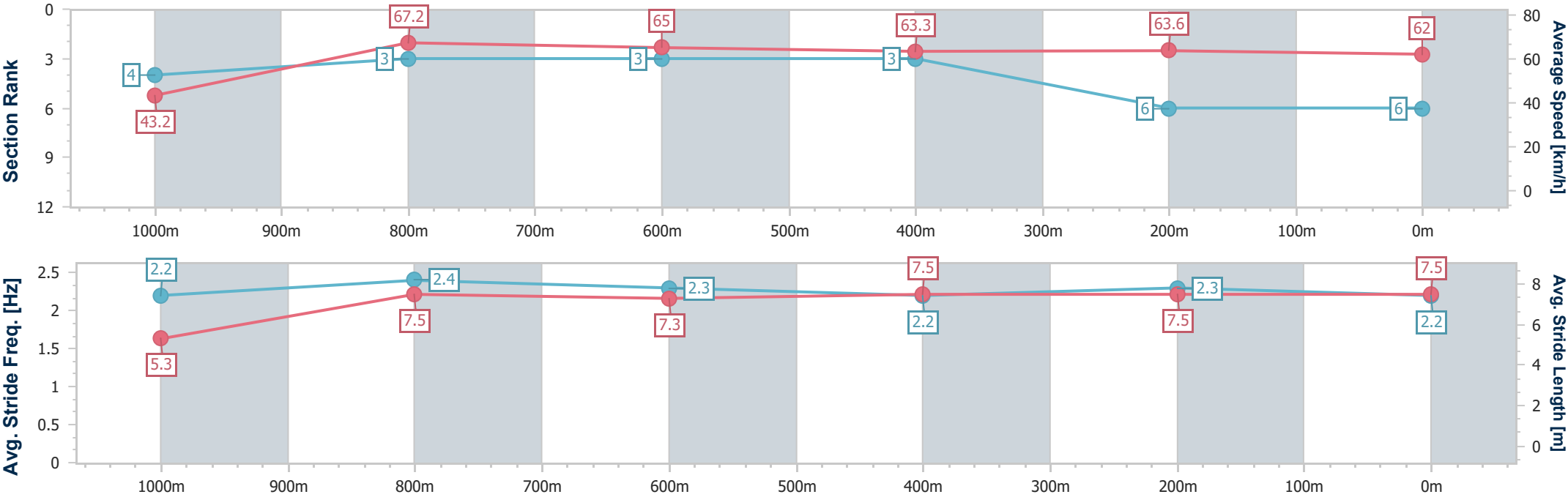
Horse/Jockey Name	Metalcraft
Final Rank	6
Fastest Section Time (Section)	0:08.37 (Overall)
Top Speed [km/h] (Section)	67.9 (1000m)
Race State	Finished



IpswichProfessional
Race 4: LIVING TURF QTIS Three-Years-Old BM65 Handicap - 1100m
12 February 2026 - 15:32
Track Rating: Good 4, Weather: Fine, Rail Position: +3m Entire



Section	Overall	1000m	800m	600m	400m	200m							
Section Times	1:04.32 [6] (0:08.37)	0:55.95 [4] (0:10.70)	0:45.25 [3] (0:11.06)	0:34.19 [3] (0:11.27)	0:22.92 [3] (0:11.28)	0:11.64 [6] (0:11.64)							
Average Speed [km/h]	43.2	67.2	65.0	63.3	63.6	62.0							
Top Speed [km/h]	65.4	67.9	67.0	63.9	63.9	63.2							
Avg. Dist. to Rail [m]	4.1	0.4	1.2	1.4	1.4	1.2							
Avg. Stride Freq. [Hz]	2.2	2.4	2.3	2.2	2.3	2.2							
Avg. Stride Length [m]	5.3	7.5	7.3	7.5	7.5	7.5							





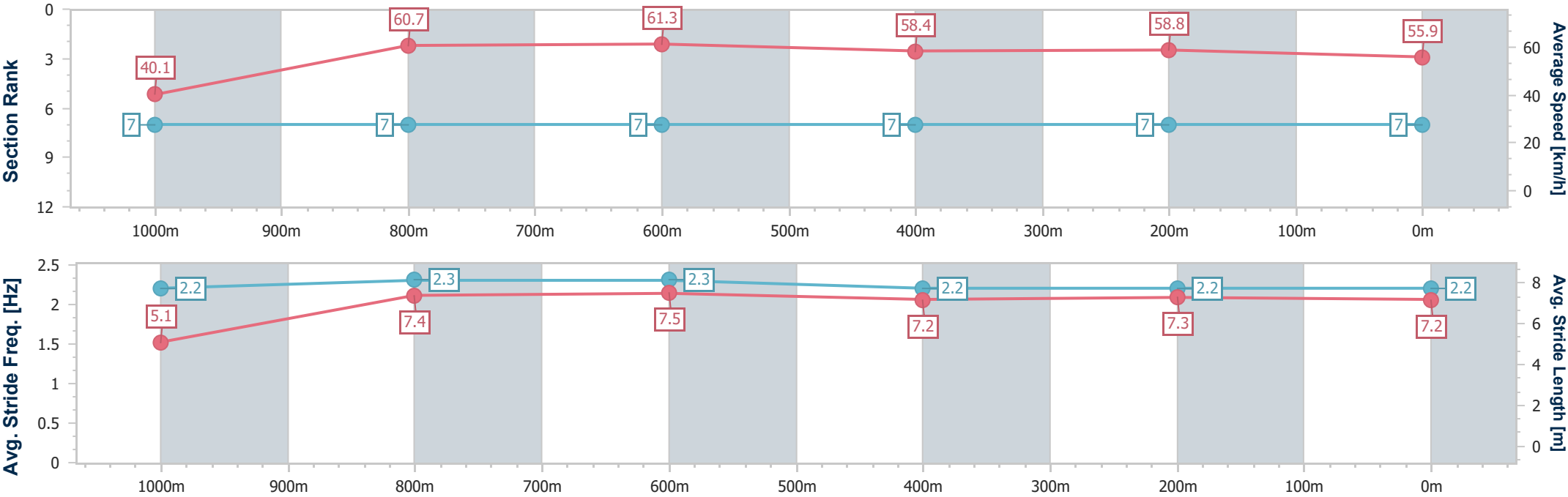
Horse/Jockey Name	Solidude
Final Rank	7
Fastest Section Time (Section)	0:09.01 (Overall)
Top Speed [km/h] (Section)	62.6 (800m)
Race State	Finished



IpswichProfessional
Race 4: LIVING TURF QTIS Three-Years-Old BM65 Handicap - 1100m
12 February 2026 - 15:32
Track Rating: Good 4, Weather: Fine, Rail Position: +3m Entire



Section	Overall	1000m	800m	600m	400m	200m							
Section Times	1:09.93 [7] (0:09.01)	1:00.92 [7] (0:11.89)	0:49.03 [7] (0:11.67)	0:37.36 [7] (0:12.29)	0:25.07 [7] (0:12.17)	0:12.90 [7] (0:12.90)							
Average Speed [km/h]	40.1	60.7	61.3	58.4	58.8	55.9							
Top Speed [km/h]	60.5	61.4	62.6	59.7	59.6	59.2							
Avg. Dist. to Rail [m]	4.0	0.8	0.8	1.0	0.9	0.8							
Avg. Stride Freq. [Hz]	2.2	2.3	2.3	2.2	2.2	2.2							
Avg. Stride Length [m]	5.1	7.4	7.5	7.2	7.3	7.2							



Track Rating: Good 4, Weather: Fine, Rail Position: +3m Entire

Section						Overall	1200m	1000m	800m	600m	400m	Last 600m	
Field Times						1:20.15 (0:11.11)	1:09.04 (0:10.60)	0:58.44 (0:11.43)	0:47.01 (0:11.92)	0:35.09 (0:11.70)	0:23.39 (0:11.44)	0:35.09	
Rank	TAB	Horse/Jockey	Barrier	Top Speed [km/h]	Fastest Section								Distance Travelled [m]
1	4	CHEVALLUM	2	68.3	0:10.67	1:20.15 [1]	1:09.04 [1]	0:58.37 [2]	0:47.01 [1]	0:35.09 [1]	0:23.39 [1]	0:35.09	
		Jag Guthmann-Chester		1200m	1200m	(0:11.11)	(0:10.67)	(0:11.36)	(0:11.92)	(0:11.70)	(0:11.44)		
2	13	CERETTI	1	67.4	0:10.86	1:20.24 [2]	1:09.08 [3]	0:58.22 [4]	0:46.80 [3]	0:34.91 [4]	0:23.18 [4]	0:34.91	-1
		Cejay Graham		1200m	1200m	(0:11.16)	(0:10.86)	(0:11.42)	(0:11.89)	(0:11.73)	(0:11.47)		
3	8	ASTERNE EFFORT	8	68.2	0:10.76	1:20.29 [3]	1:09.06 [4]	0:58.30 [3]	0:46.82 [4]	0:35.00 [3]	0:23.37 [3]	0:35.00	+4
		Ben Thompson		1200m	1200m	(0:11.23)	(0:10.76)	(0:11.48)	(0:11.82)	(0:11.63)	(0:11.52)		
4	15	FIVE OF US	7	67.5	0:10.86	1:20.60 [4]	1:09.23 [6]	0:58.37 [5]	0:46.86 [6]	0:35.05 [7]	0:23.32 [7]	0:35.05	-1
		Georgina Cartwright		1200m	1200m	(0:11.37)	(0:10.86)	(0:11.51)	(0:11.81)	(0:11.73)	(0:11.42)		
5	7	LAUNCHER	10	66.6	0:11.02	1:20.64 [5]	1:09.01 [10]	0:57.99 [10]	0:46.71 [7]	0:35.16 [5]	0:23.50 [6]	0:35.16	+6
		Brandon Lerena		Overall	1200m	(0:11.63)	(0:11.02)	(0:11.28)	(0:11.55)	(0:11.66)	(0:11.64)		
6	1	RIGHTEOUS LEGEND	9	69.4	0:10.58	1:20.67 [6]	1:09.54 [2]	0:58.96 [1]	0:47.50 [2]	0:35.52 [2]	0:23.85 [2]	0:35.52	+5
		Les Tilley		1200m	1200m	(0:11.13)	(0:10.58)	(0:11.46)	(0:11.98)	(0:11.67)	(0:11.71)		
7	14	STEADY ON	11	68.5	0:10.81	1:20.74 [7]	1:09.20 [8]	0:58.39 [6]	0:47.04 [5]	0:35.26 [6]	0:23.64 [5]	0:35.26	+5
		Karl Zechner		1200m	1200m	(0:11.54)	(0:10.81)	(0:11.35)	(0:11.78)	(0:11.62)	(0:11.61)		
8	10	CRYPTO MAGIC	6	66.2	0:11.01	1:20.88 [8]	1:09.26 [9]	0:58.25 [9]	0:46.65 [10]	0:34.88 [9]	0:23.26 [9]	0:34.88	+3
		Adin Thompson		1200m	1200m	(0:11.62)	(0:11.01)	(0:11.60)	(0:11.77)	(0:11.62)	(0:11.52)		
9	12	SATURDAYS GIRL	3	68.1	0:10.99	1:21.46 [9]	1:09.98 [7]	0:58.99 [7]	0:47.51 [8]	0:35.55 [8]	0:23.97 [8]	0:35.55	-2
		Andrew Mallyon		1200m	1200m	(0:11.48)	(0:10.99)	(0:11.48)	(0:11.96)	(0:11.58)	(0:11.48)		
10	9	KOOLIBAH	5	65.9	0:11.13	1:21.46 [10]	1:09.73 [11]	0:58.60 [11]	0:47.20 [11]	0:35.37 [11]	0:23.65 [10]	0:35.37	+9
		Damien Thornton		1200m	1200m	(0:11.73)	(0:11.13)	(0:11.40)	(0:11.83)	(0:11.72)	(0:11.72)		

Scratched: Monakeed (#11), Linwar (#2), Hard Knox (#5), Prophet Of Destiny (#3)



IpswichProfessional
Race 5: INGLIS Maiden Handicap - 1350m
12 February 2026 - 16:05



Track Rating: Good 4, Weather: Fine, Rail Position: +3m Entire

Section						Overall	1200m	1000m	800m	600m	400m	Last 600m		
Field Times						1:20.15 (0:11.11)	1:09.04 (0:10.60)	0:58.44 (0:11.43)	0:47.01 (0:11.92)	0:35.09 (0:11.70)	0:23.39 (0:11.44)	0:35.09		
Rank	TAB	Horse/Jockey	Barrier	Top Speed [km/h]	Fastest Section									Distance Travelled [m]
11	6	KING COUNTRY	4	65.3	0:11.14	1:22.57 [11]	1:11.24 [5]	1:00.10 [8]	0:48.44 [9]	0:36.57 [10]	0:24.60 [11]	0:36.57	+6	
		Kacie Adams		1200m	1200m	(0:11.33)	(0:11.14)	(0:11.66)	(0:11.87)	(0:11.97)	(0:11.94)			

Scratched: Monakeed (#11), Linwar (#2), Hard Knox (#5), Prophet Of Destiny (#3)



IpswichProfessional
Race 5: INGLIS Maiden Handicap - 1350m
12 February 2026 - 16:05



Track Rating: Good 4, Weather: Fine, Rail Position: +3m Entire

Section Field Times				200m 0:11.95 (0:11.95)		Last 600m 0:35.09			
Rank	TAB	Horse/Jockey	Barrier	Top Speed [km/h]	Fastest Section	Margin			Distance Travelled [m]
1	4	CHEVALLUM	2	68.3	0:10.67	0:11.95 [1]	1:20.15		0:35.09
		Jag Guthmann-Chester		1200m	1200m	(0:11.95)			
2	13	CERETTI	1	67.4	0:10.86	0:11.71 [3]	0.57L		0:34.91
		Cejay Graham		1200m	1200m	(0:11.71)			-1
3	8	ASTERNEFFORT	8	68.2	0:10.76	0:11.85 [2]	0.82L		0:35.00
		Ben Thompson		1200m	1200m	(0:11.85)			+4
4	15	FIVE OF US	7	67.5	0:10.86	0:11.90 [5]	2.68L		0:35.05
		Georgina Cartwright		1200m	1200m	(0:11.90)			-1
5	7	LAUNCHER	10	66.6	0:11.02	0:11.86 [7]	2.91L		0:35.16
		Brandon Lerena		Overall	1200m	(0:11.86)			+6
6	1	RIGHTEOUS LEGEND	9	69.4	0:10.58	0:12.14 [3]	3.06L		0:35.52
		Les Tilley		1200m	1200m	(0:12.14)			+5
7	14	STEADY ON	11	68.5	0:10.81	0:12.03 [6]	3.5L		0:35.26
		Karl Zechner		1200m	1200m	(0:12.03)			+5
8	10	CRYPTO MAGIC	6	66.2	0:11.01	0:11.74 [9]	4.32L		0:34.88
		Adin Thompson		1200m	1200m	(0:11.74)			+3
9	12	SATURDAYS GIRL	3	68.1	0:10.99	0:12.49 [8]	7.7L		0:35.55
		Andrew Mallyon		1200m	1200m	(0:12.49)			-2
10	9	KOOLIBAH	5	65.9	0:11.13	0:11.93 [10]	7.74L		0:35.37
		Damien Thornton		1200m	1200m	(0:11.93)			+9

Scratched: Monakeed (#11), Linwar (#2), Hard Knox (#5), Prophet Of Destiny (#3)



IpswichProfessional
Race 5: INGLIS Maiden Handicap - 1350m
12 February 2026 - 16:05



Track Rating: Good 4, Weather: Fine, Rail Position: +3m Entire

Section					200m	Last 600m			
Field Times					0:11.95 (0:11.95)	0:35.09			
Rank	TAB	Horse/Jockey	Barrier	Top Speed [km/h]	Fastest Section	Margin	Distance Travelled [m]		
11	6	KING COUNTRY	4	65.3	0:11.14	0:12.66 [11]	14.27L	0:36.57	
		Kacie Adams		1200m	1200m	(0:12.66)			

Scratched: Monakeed (#11), Linwar (#2), Hard Knox (#5), Prophet Of Destiny (#3)



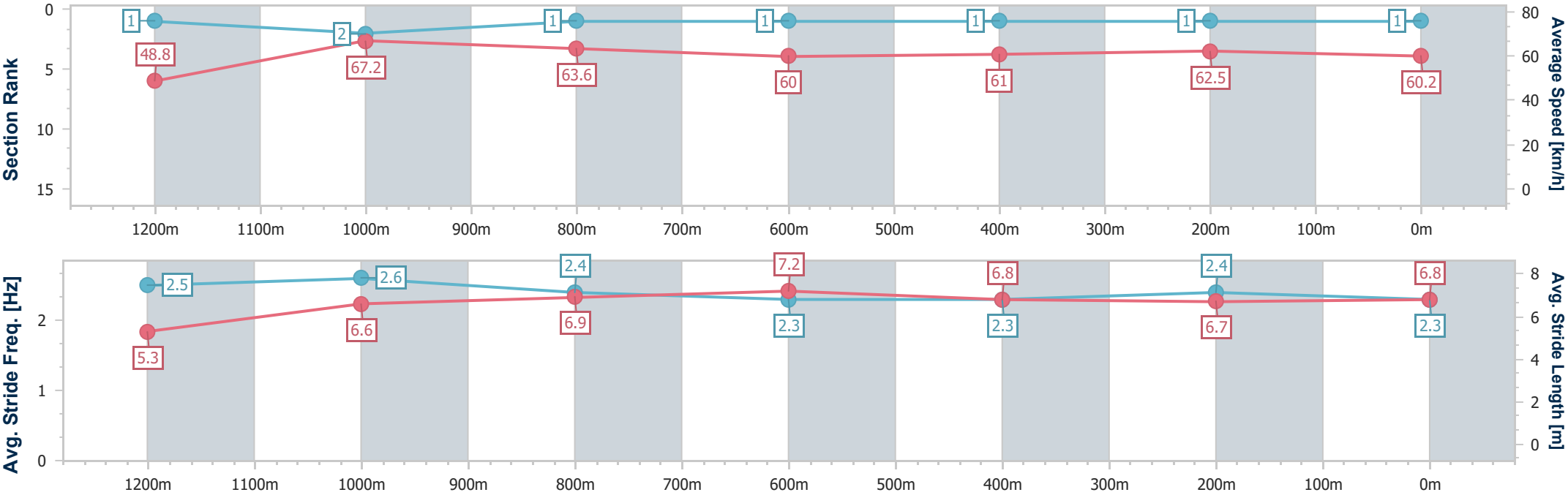
Horse/Jockey Name	Chevallum
Final Rank	1
Fastest Section Time (Section)	0:10.67 (1200m)
Top Speed [km/h] (Section)	68.3 (1200m)
Race State	Finished



IpswichProfessional
Race 5: INGLIS Maiden Handicap - 1350m
12 February 2026 - 16:05
Track Rating: Good 4, Weather: Fine, Rail Position: +3m Entire



Section	Overall	1200m	1000m	800m	600m	400m	200m						
Section Times	1:20.15 [1] (0:11.11)	1:09.04 [1] (0:10.67)	0:58.37 [2] (0:11.36)	0:47.01 [1] (0:11.92)	0:35.09 [1] (0:11.70)	0:23.39 [1] (0:11.44)	0:11.95 [1] (0:11.95)						
Average Speed [km/h]	48.8	67.2	63.6	60.0	61.0	62.5	60.2						
Top Speed [km/h]	66.2	68.3	66.3	60.9	62.5	63.3	62.1						
Avg. Dist. to Rail [m]	2.1	1.6	0.6	1.4	1.8	1.9	1.4						
Avg. Stride Freq. [Hz]	2.5	2.6	2.4	2.3	2.3	2.4	2.3						
Avg. Stride Length [m]	5.3	6.6	6.9	7.2	6.8	6.7	6.8						





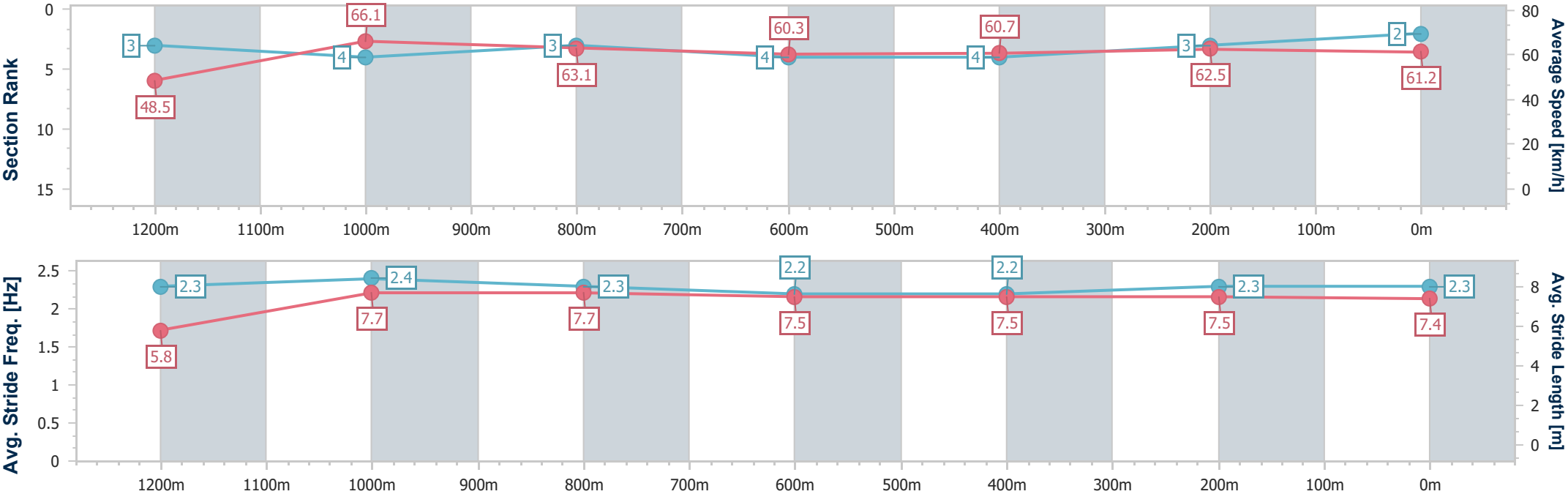
Horse/Jockey Name	Ceretti
Final Rank	2
Fastest Section Time (Section)	0:10.86 (1200m)
Top Speed [km/h] (Section)	67.4 (1200m)
Race State	Finished



IpswichProfessional
Race 5: INGLIS Maiden Handicap - 1350m
12 February 2026 - 16:05
Track Rating: Good 4, Weather: Fine, Rail Position: +3m Entire



Section	Overall	1200m	1000m	800m	600m	400m	200m						
Section Times	1:20.24 [2] (0:11.16)	1:09.08 [3] (0:10.86)	0:58.22 [4] (0:11.42)	0:46.80 [3] (0:11.89)	0:34.91 [4] (0:11.73)	0:23.18 [4] (0:11.47)	0:11.71 [3] (0:11.71)						
Average Speed [km/h]	48.5	66.1	63.1	60.3	60.7	62.5	61.2						
Top Speed [km/h]	64.9	67.4	65.0	61.1	61.9	63.4	63.4						
Avg. Dist. to Rail [m]	0.5	0.8	0.6	1.1	1.7	1.7	0.9						
Avg. Stride Freq. [Hz]	2.3	2.4	2.3	2.2	2.2	2.3	2.3						
Avg. Stride Length [m]	5.8	7.7	7.7	7.5	7.5	7.5	7.4						



- [] Ranking at each section and finish
- .-.- No data available at this section
- NA No data available



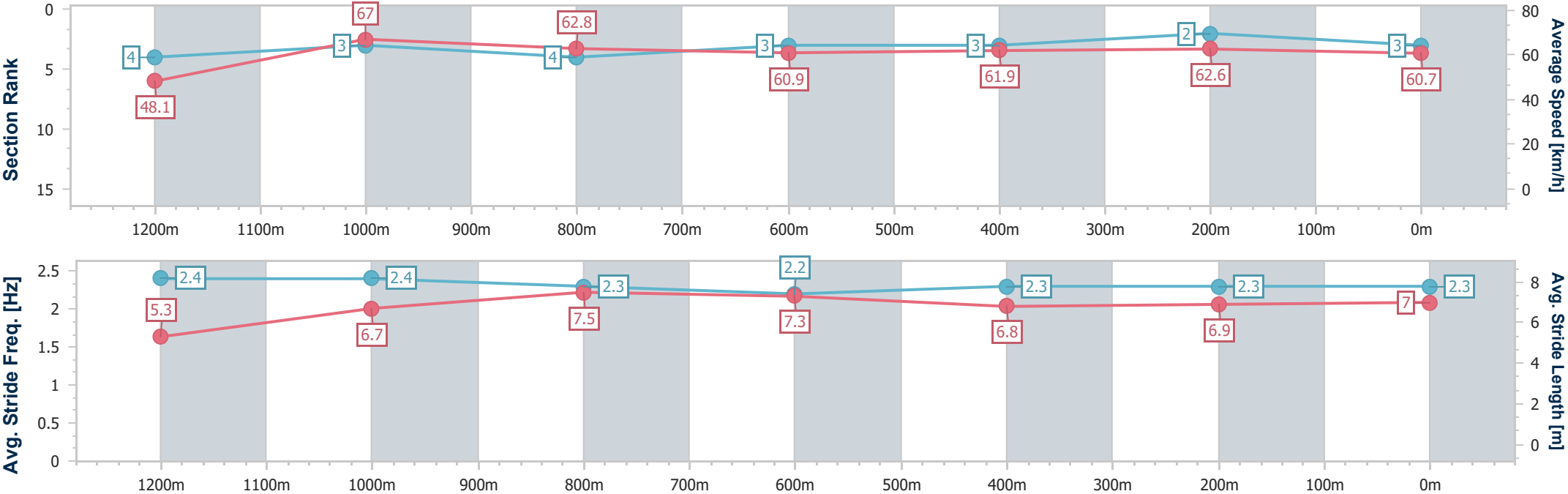
Horse/Jockey Name	Astern Effort
Final Rank	3
Fastest Section Time (Section)	0:10.76 (1200m)
Top Speed [km/h] (Section)	68.2 (1200m)
Race State	Finished



IpswichProfessional
Race 5: INGLIS Maiden Handicap - 1350m
12 February 2026 - 16:05
Track Rating: Good 4, Weather: Fine, Rail Position: +3m Entire



Section	Overall	1200m	1000m	800m	600m	400m	200m						
Section Times	1:20.29 [3] (0:11.23)	1:09.06 [4] (0:10.76)	0:58.30 [3] (0:11.48)	0:46.82 [4] (0:11.82)	0:35.00 [3] (0:11.63)	0:23.37 [3] (0:11.52)	0:11.85 [2] (0:11.85)						
Average Speed [km/h]	48.1	67.0	62.8	60.9	61.9	62.6	60.7						
Top Speed [km/h]	67.5	68.2	64.5	61.2	62.9	62.9	62.8						
Avg. Dist. to Rail [m]	7.5	4.0	0.5	0.4	0.3	0.4	3.1						
Avg. Stride Freq. [Hz]	2.4	2.4	2.3	2.2	2.3	2.3	2.3						
Avg. Stride Length [m]	5.3	6.7	7.5	7.3	6.8	6.9	7.0						





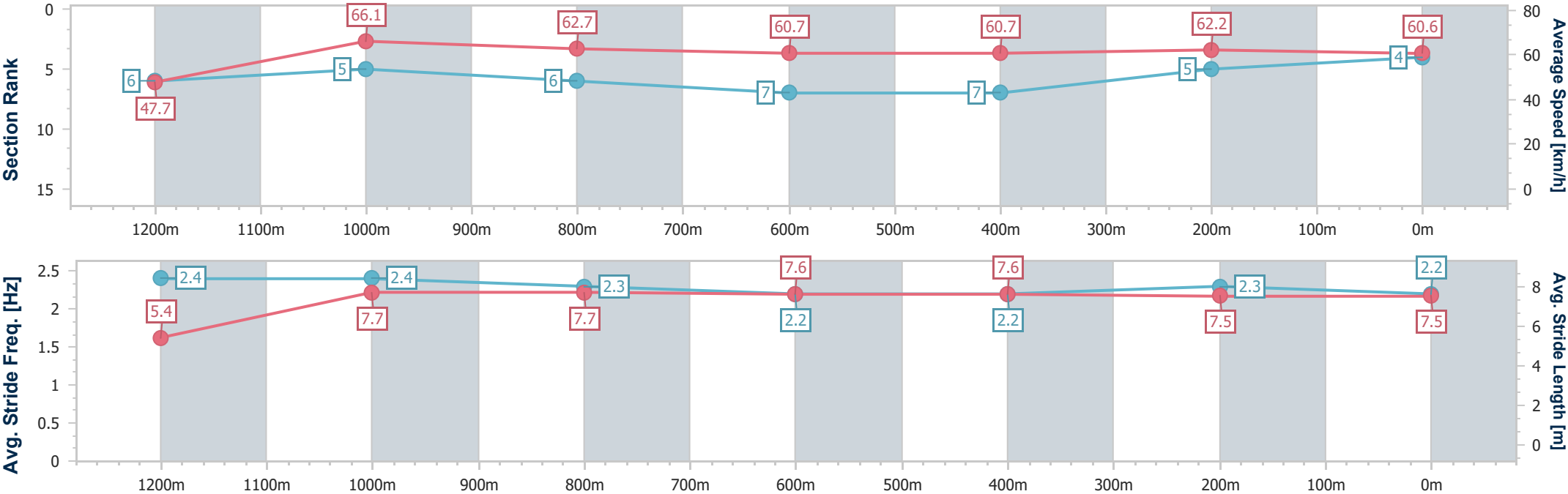
Horse/Jockey Name	Five Of Us
Final Rank	4
Fastest Section Time (Section)	0:10.86 (1200m)
Top Speed [km/h] (Section)	67.5 (1200m)
Race State	Finished



IpswichProfessional
Race 5: INGLIS Maiden Handicap - 1350m
12 February 2026 - 16:05
Track Rating: Good 4, Weather: Fine, Rail Position: +3m Entire



Section	Overall	1200m	1000m	800m	600m	400m	200m						
Section Times	1:20.60 [4] (0:11.37)	1:09.23 [6] (0:10.86)	0:58.37 [5] (0:11.51)	0:46.86 [6] (0:11.81)	0:35.05 [7] (0:11.73)	0:23.32 [7] (0:11.42)	0:11.90 [5] (0:11.90)						
Average Speed [km/h]	47.7	66.1	62.7	60.7	60.7	62.2	60.6						
Top Speed [km/h]	65.2	67.5	63.3	61.1	62.4	63.3	62.6						
Avg. Dist. to Rail [m]	6.9	2.8	0.5	1.2	2.3	2.5	0.3						
Avg. Stride Freq. [Hz]	2.4	2.4	2.3	2.2	2.2	2.3	2.2						
Avg. Stride Length [m]	5.4	7.7	7.7	7.6	7.6	7.5	7.5						





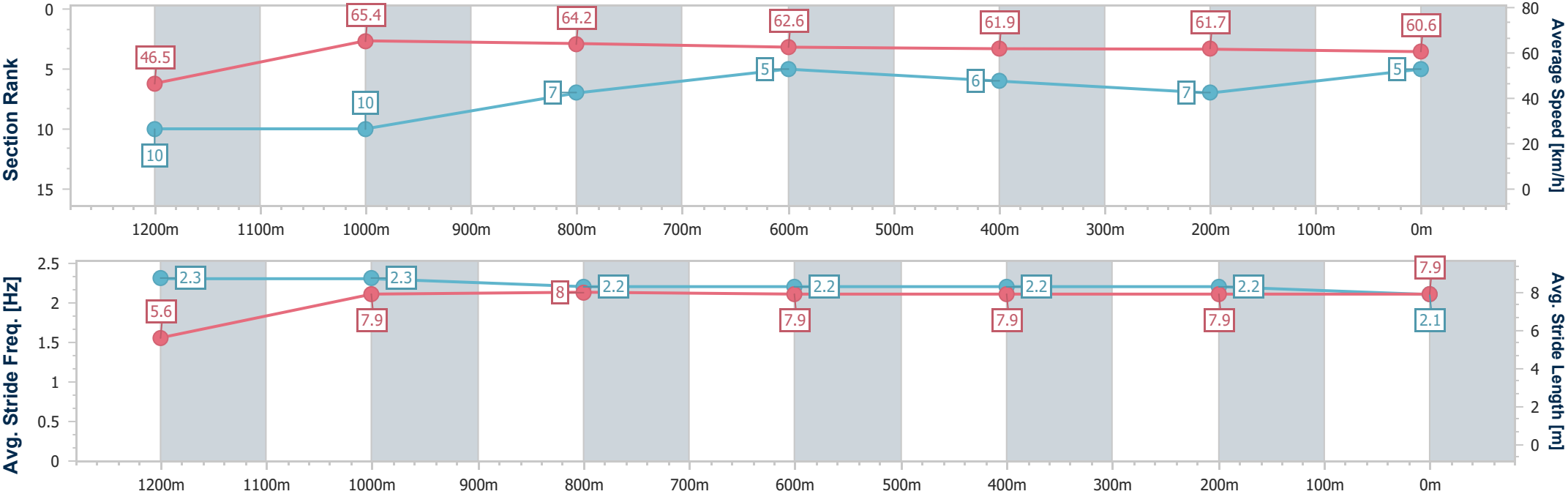
Horse/Jockey Name	Launcher
Final Rank	5
Fastest Section Time (Section)	0:11.02 (1200m)
Top Speed [km/h] (Section)	66.6 (Overall)
Race State	Finished



IpswichProfessional
Race 5: INGLIS Maiden Handicap - 1350m
12 February 2026 - 16:05
Track Rating: Good 4, Weather: Fine, Rail Position: +3m Entire



Section	Overall	1200m	1000m	800m	600m	400m	200m						
Section Times	1:20.64 [5] (0:11.63)	1:09.01 [10] (0:11.02)	0:57.99 [10] (0:11.28)	0:46.71 [7] (0:11.55)	0:35.16 [5] (0:11.66)	0:23.50 [6] (0:11.64)	0:11.86 [7] (0:11.86)						
Average Speed [km/h]	46.5	65.4	64.2	62.6	61.9	61.7	60.6						
Top Speed [km/h]	66.6	66.5	65.3	63.0	62.9	63.0	63.0						
Avg. Dist. to Rail [m]	9.6	2.9	1.7	0.5	0.6	1.6	5.2						
Avg. Stride Freq. [Hz]	2.3	2.3	2.2	2.2	2.2	2.2	2.1						
Avg. Stride Length [m]	5.6	7.9	8.0	7.9	7.9	7.9	7.9						





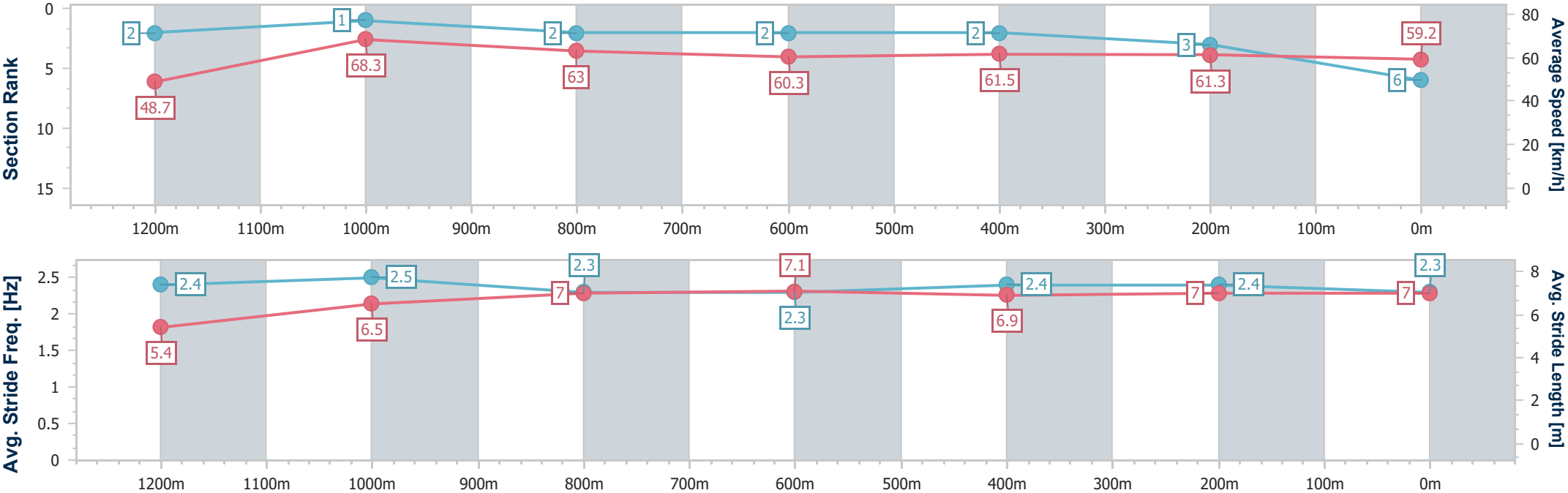
Horse/Jockey Name	Righteous Legend
Final Rank	6
Fastest Section Time (Section)	0:10.58 (1200m)
Top Speed [km/h] (Section)	69.4 (1200m)
Race State	Finished



IpswichProfessional
Race 5: INGLIS Maiden Handicap - 1350m
12 February 2026 - 16:05
Track Rating: Good 4, Weather: Fine, Rail Position: +3m Entire



Section	Overall	1200m	1000m	800m	600m	400m	200m						
Section Times	1:20.67 [6] (0:11.13)	1:09.54 [2] (0:10.58)	0:58.96 [1] (0:11.46)	0:47.50 [2] (0:11.98)	0:35.52 [2] (0:11.67)	0:23.85 [2] (0:11.71)	0:12.14 [3] (0:12.14)						
Average Speed [km/h]	48.7	68.3	63.0	60.3	61.5	61.3	59.2						
Top Speed [km/h]	67.7	69.4	66.3	61.2	62.8	62.6	60.7						
Avg. Dist. to Rail [m]	9.5	5.2	1.6	1.0	0.6	1.2	1.8						
Avg. Stride Freq. [Hz]	2.4	2.5	2.3	2.3	2.4	2.4	2.3						
Avg. Stride Length [m]	5.4	6.5	7.0	7.1	6.9	7.0	7.0						





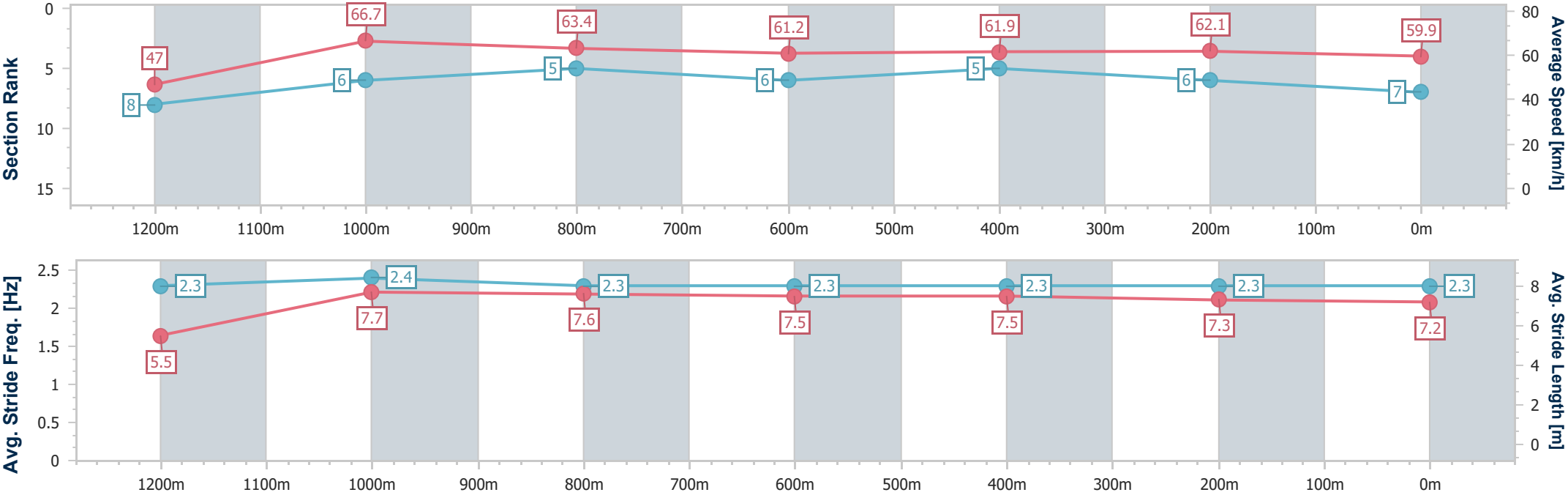
Horse/Jockey Name	Steady On
Final Rank	7
Fastest Section Time (Section)	0:10.81 (1200m)
Top Speed [km/h] (Section)	68.5 (1200m)
Race State	Finished



IpswichProfessional
Race 5: INGLIS Maiden Handicap - 1350m
12 February 2026 - 16:05
Track Rating: Good 4, Weather: Fine, Rail Position: +3m Entire



Section	Overall	1200m	1000m	800m	600m	400m	200m						
Section Times	1:20.74 [7] (0:11.54)	1:09.20 [8] (0:10.81)	0:58.39 [6] (0:11.35)	0:47.04 [5] (0:11.78)	0:35.26 [6] (0:11.62)	0:23.64 [5] (0:11.61)	0:12.03 [6] (0:12.03)						
Average Speed [km/h]	47.0	66.7	63.4	61.2	61.9	62.1	59.9						
Top Speed [km/h]	66.1	68.5	64.6	61.8	63.0	63.7	61.3						
Avg. Dist. to Rail [m]	10.3	3.1	0.6	0.4	0.3	1.2	3.4						
Avg. Stride Freq. [Hz]	2.3	2.4	2.3	2.3	2.3	2.3	2.3						
Avg. Stride Length [m]	5.5	7.7	7.6	7.5	7.5	7.3	7.2						





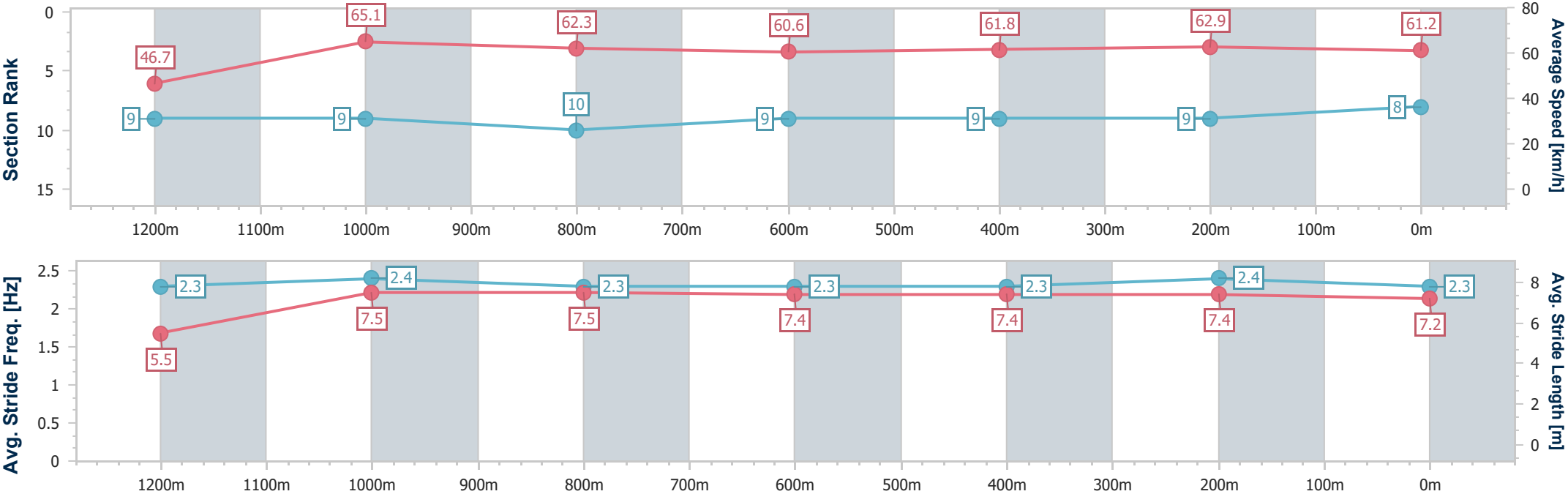
Horse/Jockey Name	Crypto Magic
Final Rank	8
Fastest Section Time (Section)	0:11.01 (1200m)
Top Speed [km/h] (Section)	66.2 (1200m)
Race State	Finished



IpswichProfessional
Race 5: INGLIS Maiden Handicap - 1350m
12 February 2026 - 16:05
Track Rating: Good 4, Weather: Fine, Rail Position: +3m Entire



Section	Overall	1200m	1000m	800m	600m	400m	200m						
Section Times	1:20.88 [8] (0:11.62)	1:09.26 [9] (0:11.01)	0:58.25 [9] (0:11.60)	0:46.65 [10] (0:11.77)	0:34.88 [9] (0:11.62)	0:23.26 [9] (0:11.52)	0:11.74 [9] (0:11.74)						
Average Speed [km/h]	46.7	65.1	62.3	60.6	61.8	62.9	61.2						
Top Speed [km/h]	64.9	66.2	63.6	63.0	64.2	64.0	62.4						
Avg. Dist. to Rail [m]	5.1	1.5	0.3	1.0	1.0	2.0	6.4						
Avg. Stride Freq. [Hz]	2.3	2.4	2.3	2.3	2.3	2.4	2.3						
Avg. Stride Length [m]	5.5	7.5	7.5	7.4	7.4	7.4	7.2						





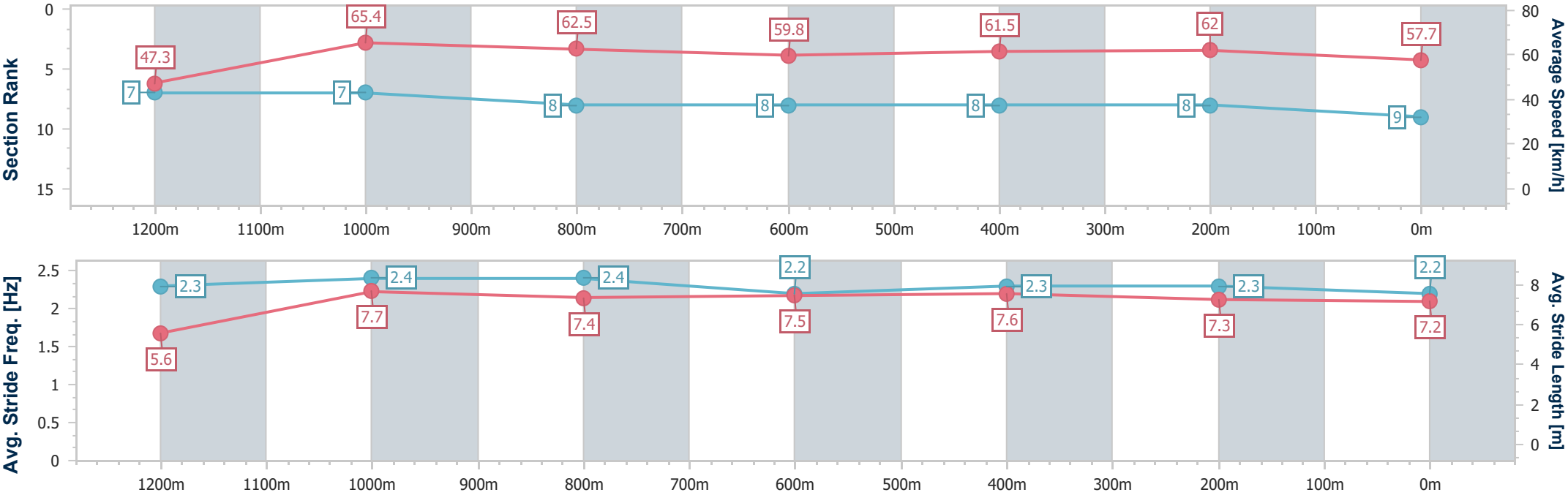
Horse/Jockey Name	Saturdays Girl
Final Rank	9
Fastest Section Time (Section)	0:10.99 (1200m)
Top Speed [km/h] (Section)	68.1 (1200m)
Race State	Finished



IpswichProfessional
Race 5: INGLIS Maiden Handicap - 1350m
12 February 2026 - 16:05
Track Rating: Good 4, Weather: Fine, Rail Position: +3m Entire



Section	Overall	1200m	1000m	800m	600m	400m	200m						
Section Times	1:21.46 [9] (0:11.48)	1:09.98 [7] (0:10.99)	0:58.99 [7] (0:11.48)	0:47.51 [8] (0:11.96)	0:35.55 [8] (0:11.58)	0:23.97 [8] (0:11.48)	0:12.49 [8] (0:12.49)						
Average Speed [km/h]	47.3	65.4	62.5	59.8	61.5	62.0	57.7						
Top Speed [km/h]	65.6	68.1	64.9	60.6	63.9	63.6	60.7						
Avg. Dist. to Rail [m]	1.2	0.6	0.4	1.5	2.9	1.9	0.8						
Avg. Stride Freq. [Hz]	2.3	2.4	2.4	2.2	2.3	2.3	2.2						
Avg. Stride Length [m]	5.6	7.7	7.4	7.5	7.6	7.3	7.2						





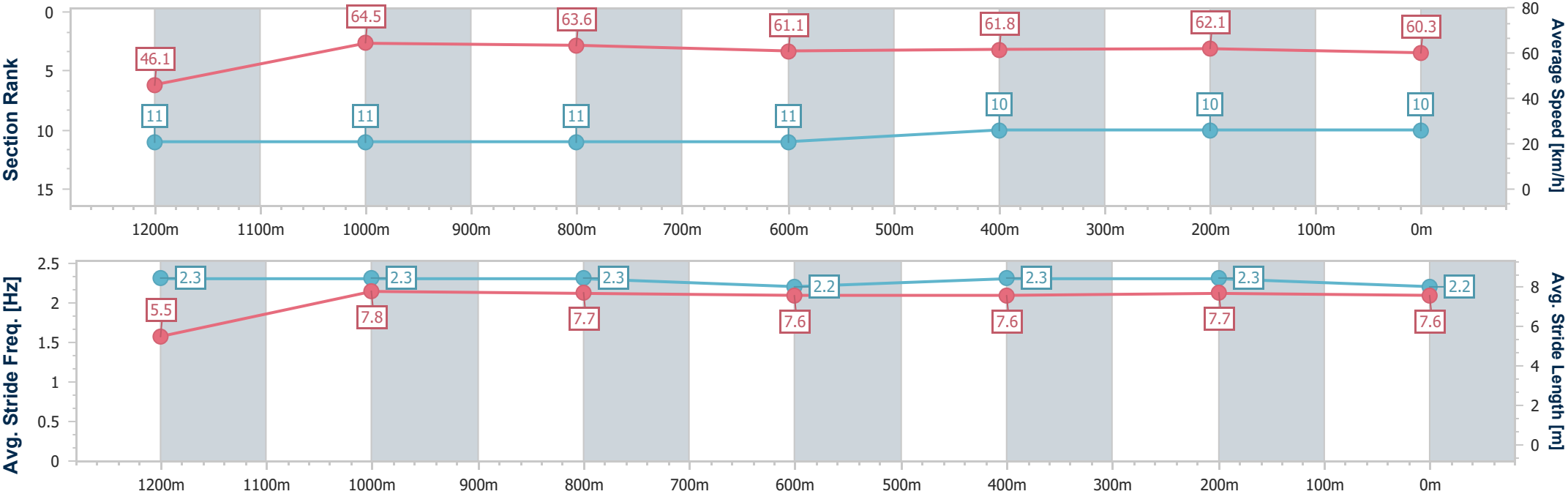
Horse/Jockey Name	Koolibah
Final Rank	10
Fastest Section Time (Section)	0:11.13 (1200m)
Top Speed [km/h] (Section)	65.9 (1200m)
Race State	Finished



IpswichProfessional
Race 5: INGLIS Maiden Handicap - 1350m
12 February 2026 - 16:05
Track Rating: Good 4, Weather: Fine, Rail Position: +3m Entire



Section	Overall	1200m	1000m	800m	600m	400m	200m						
Section Times	1:21.46 [10] (0:11.73)	1:09.73 [11] (0:11.13)	0:58.60 [11] (0:11.40)	0:47.20 [11] (0:11.83)	0:35.37 [11] (0:11.72)	0:23.65 [10] (0:11.72)	0:11.93 [10] (0:11.93)						
Average Speed [km/h]	46.1	64.5	63.6	61.1	61.8	62.1	60.3						
Top Speed [km/h]	64.1	65.9	64.7	63.3	63.5	63.8	61.3						
Avg. Dist. to Rail [m]	3.6	0.6	1.5	1.3	1.8	2.8	5.4						
Avg. Stride Freq. [Hz]	2.3	2.3	2.3	2.2	2.3	2.3	2.2						
Avg. Stride Length [m]	5.5	7.8	7.7	7.6	7.6	7.7	7.6						





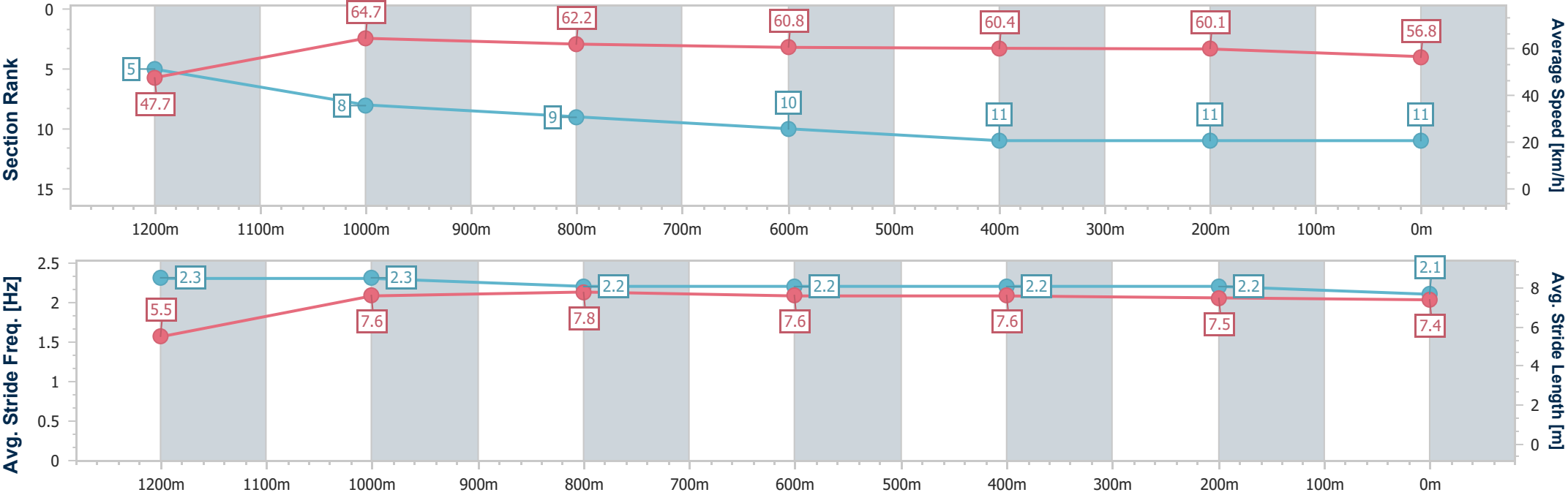
Horse/Jockey Name	King Country
Final Rank	11
Fastest Section Time (Section)	0:11.14 (1200m)
Top Speed [km/h] (Section)	65.3 (1200m)
Race State	Finished



IpswichProfessional
Race 5: INGLIS Maiden Handicap - 1350m
12 February 2026 - 16:05
Track Rating: Good 4, Weather: Fine, Rail Position: +3m Entire



Section	Overall	1200m	1000m	800m	600m	400m	200m						
Section Times	1:22.57 [11] (0:11.33)	1:11.24 [5] (0:11.14)	1:00.10 [8] (0:11.66)	0:48.44 [9] (0:11.87)	0:36.57 [10] (0:11.97)	0:24.60 [11] (0:11.94)	0:12.66 [11] (0:12.66)						
Average Speed [km/h]	47.7	64.7	62.2	60.8	60.4	60.1	56.8						
Top Speed [km/h]	64.8	65.3	63.4	62.2	61.4	61.0	59.1						
Avg. Dist. to Rail [m]	4.8	2.3	1.4	1.0	0.9	1.4	2.1						
Avg. Stride Freq. [Hz]	2.3	2.3	2.2	2.2	2.2	2.2	2.1						
Avg. Stride Length [m]	5.5	7.6	7.8	7.6	7.6	7.5	7.4						





IpswichProfessional

Race 6: BARRIER REEF POOLS 0 - 60 Handicap - 1350m

12 February 2026 - 16:40



Track Rating: Good 4, Weather: Fine, Rail Position: +3m Entire

Section		Overall				1200m	1000m	800m	600m	400m	Last 600m	
Field Times		1:20.58				1:09.14	0:58.10	0:47.03	0:35.65	0:23.87	0:35.65	
		(0:11.44)				(0:11.04)	(0:11.07)	(0:11.38)	(0:11.78)	(0:11.81)		
Rank	TAB	Horse/Jockey	Barrier	Top Speed [km/h]	Fastest Section							Distance Travelled [m]
1	3	COOL PANELS	6	65.9	0:11.14	1:20.58 [1]	1:09.14 [1]	0:58.00 [3]	0:46.73 [3]	0:35.49 [2]	0:23.82 [2]	0:35.49
		Georgina Cartwright		1200m	1200m	(0:11.44)	(0:11.14)	(0:11.27)	(0:11.24)	(0:11.67)	(0:11.76)	
2	1	JUNGLE PRINCE	7	65.6	0:11.20	1:20.81 [2]	1:09.16 [4]	0:57.96 [5]	0:46.60 [5]	0:35.24 [5]	0:23.65 [5]	0:35.24 +7
		Brandon Lerena		1200m	1200m	(0:11.65)	(0:11.20)	(0:11.36)	(0:11.36)	(0:11.59)	(0:11.83)	
3	9	MOSAMOUR	3	64.7	0:11.31	1:20.93 [3]	1:09.21 [6]	0:57.90 [6]	0:46.58 [6]	0:35.18 [6]	0:23.72 [7]	0:35.18 +6
		Damien Thornton		1000m	1200m	(0:11.72)	(0:11.31)	(0:11.32)	(0:11.40)	(0:11.46)	(0:11.70)	
4	2	BUSKER	1	64.8	0:11.28	1:21.17 [4]	1:09.43 [7]	0:58.00 [7]	0:46.72 [7]	0:35.36 [7]	0:23.96 [6]	0:35.36 -3
		Vlad Duric		600m	1000m	(0:11.74)	(0:11.43)	(0:11.28)	(0:11.36)	(0:11.40)	(0:11.84)	
5	10	BRUTAL GLORY	2	65.8	0:11.15	1:21.23 [5]	1:09.60 [3]	0:58.39 [4]	0:47.24 [4]	0:35.86 [4]	0:24.21 [4]	0:35.86 +5
		Cejay Graham		1000m	1000m	(0:11.63)	(0:11.21)	(0:11.15)	(0:11.38)	(0:11.65)	(0:11.96)	
6	4	CRACKER ESSGEE	5	64.8	0:11.34	1:21.39 [6]	1:09.62 [8]	0:58.02 [8]	0:46.68 [8]	0:35.32 [8]	0:23.92 [8]	0:35.32 +4
		Daniel Moor		1000m	1000m	(0:11.77)	(0:11.60)	(0:11.34)	(0:11.36)	(0:11.40)	(0:11.85)	
7	8	EVERYWHERE	4	67.0	0:11.04	1:21.41 [7]	1:09.94 [2]	0:58.90 [2]	0:47.79 [2]	0:36.30 [3]	0:24.52 [3]	0:36.30 +3
		Emily Lang		1000m	1200m	(0:11.47)	(0:11.04)	(0:11.11)	(0:11.49)	(0:11.78)	(0:12.00)	
8	11	PRETTY RHO	8	67.6	0:10.82	1:22.05 [8]	1:10.39 [5]	0:59.57 [1]	0:48.50 [1]	0:37.12 [1]	0:25.34 [1]	0:37.12 +7
		Tiffani Brooker		1200m	1200m	(0:11.66)	(0:10.82)	(0:11.07)	(0:11.38)	(0:11.78)	(0:12.34)	

Scratched: Retainer (#7), Storm Force Ten (#5), For Better (#6)



IpswichProfessional

Race 6: BARRIER REEF POOLS 0 - 60 Handicap - 1350m

12 February 2026 - 16:40



Track Rating: Good 4, Weather: Fine, Rail Position: +3m Entire

Section Field Times				200m 0:12.06 (0:12.06)				Last 600m 0:35.65	
Rank	TAB	Horse/Jockey	Barrier	Top Speed [km/h]	Fastest Section	Margin		Distance Travelled [m]	
1	3	COOL PANELS	6	65.9	0:11.14	0:12.06 [1]	1:20.58	0:35.49	
		Georgina Cartwright		1200m	1200m	(0:12.06)			
2	1	JUNGLE PRINCE	7	65.6	0:11.20	0:11.82 [5]	1.35L	0:35.24	+7
		Brandon Lerena		1200m	1200m	(0:11.82)			
3	9	MOSAMOUR	3	64.7	0:11.31	0:12.02 [3]	2.06L	0:35.18	+6
		Damien Thornton		1000m	1200m	(0:12.02)			
4	2	BUSKER	1	64.8	0:11.28	0:12.12 [7]	3.44L	0:35.36	-3
		Vlad Duric		600m	1000m	(0:12.12)			
5	10	BRUTAL GLORY	2	65.8	0:11.15	0:12.25 [4]	3.82L	0:35.86	+5
		Cejay Graham		1000m	1000m	(0:12.25)			
6	4	CRACKER ESSGEE	5	64.8	0:11.34	0:12.07 [8]	4.73L	0:35.32	+4
		Daniel Moor		1000m	1000m	(0:12.07)			
7	8	EVERYWHERE	4	67.0	0:11.04	0:12.52 [2]	4.86L	0:36.30	+3
		Emily Lang		1000m	1200m	(0:12.52)			
8	11	PRETTY RHO	8	67.6	0:10.82	0:13.00 [6]	8.63L	0:37.12	+7
		Tiffani Brooker		1200m	1200m	(0:13.00)			

Scratched: Retainer (#7), Storm Force Ten (#5), For Better (#6)



Horse/Jockey Name	Cool Panels
Final Rank	1
Fastest Section Time (Section)	0:11.14 (1200m)
Top Speed [km/h] (Section)	65.9 (1200m)
Race State	Finished



IpswichProfessional

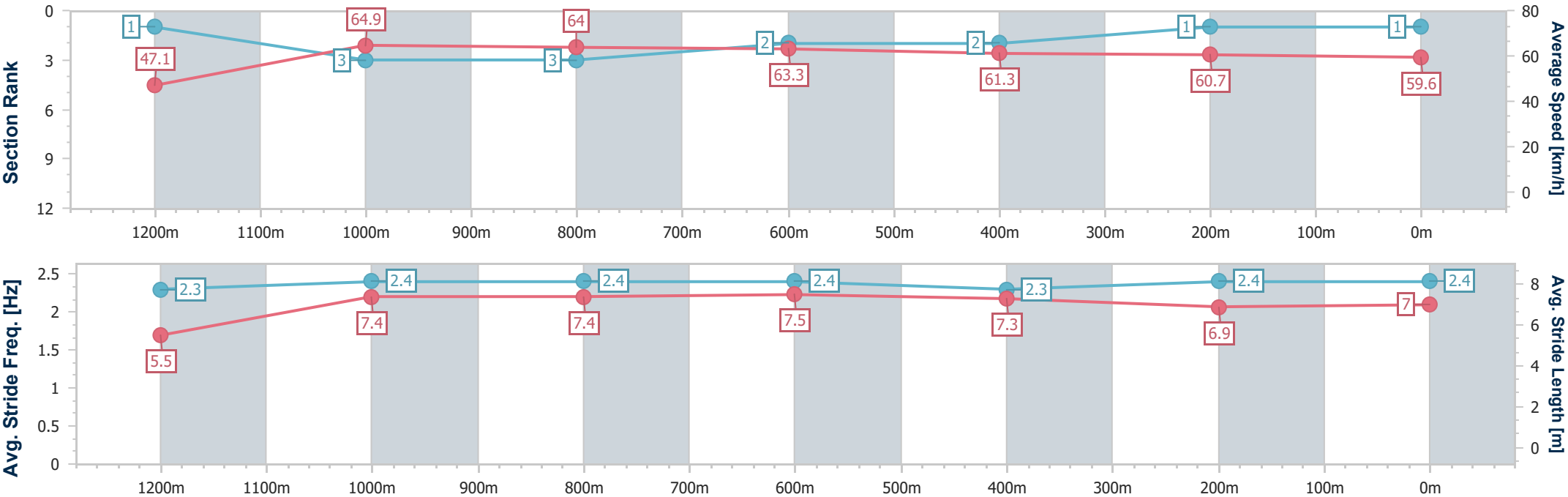
Race 6: BARRIER REEF POOLS 0 - 60 Handicap - 1350m

12 February 2026 - 16:40

Track Rating: Good 4, Weather: Fine, Rail Position: +3m Entire



Section	Overall	1200m	1000m	800m	600m	400m	200m						
Section Times	1:20.58 [1] (0:11.44)	1:09.14 [1] (0:11.14)	0:58.00 [3] (0:11.27)	0:46.73 [3] (0:11.24)	0:35.49 [2] (0:11.67)	0:23.82 [2] (0:11.76)	0:12.06 [1] (0:12.06)						
Average Speed [km/h]	47.1	64.9	64.0	63.3	61.3	60.7	59.6						
Top Speed [km/h]	63.6	65.9	64.6	64.0	62.1	61.2	60.7						
Avg. Dist. to Rail [m]	5.4	3.1	0.7	2.0	2.3	1.7	0.7						
Avg. Stride Freq. [Hz]	2.3	2.4	2.4	2.4	2.3	2.4	2.4						
Avg. Stride Length [m]	5.5	7.4	7.4	7.5	7.3	6.9	7.0						





Horse/Jockey Name	Jungle Prince
Final Rank	2
Fastest Section Time (Section)	0:11.20 (1200m)
Top Speed [km/h] (Section)	65.6 (1200m)
Race State	Finished



IpswichProfessional

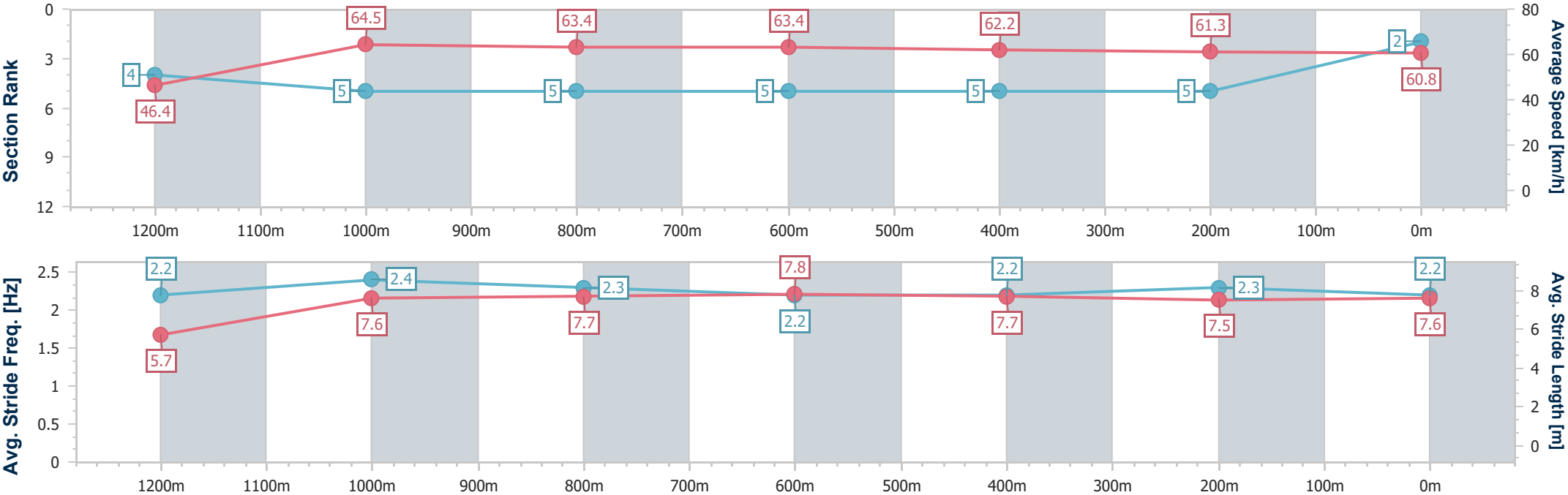
Race 6: BARRIER REEF POOLS 0 - 60 Handicap - 1350m

12 February 2026 - 16:40

Track Rating: Good 4, Weather: Fine, Rail Position: +3m Entire



Section	Overall	1200m	1000m	800m	600m	400m	200m						
Section Times	1:20.81 [2] (0:11.65)	1:09.16 [4] (0:11.20)	0:57.96 [5] (0:11.36)	0:46.60 [5] (0:11.36)	0:35.24 [5] (0:11.59)	0:23.65 [5] (0:11.83)	0:11.82 [5] (0:11.82)						
Average Speed [km/h]	46.4	64.5	63.4	63.4	62.2	61.3	60.8						
Top Speed [km/h]	64.5	65.6	64.6	64.3	63.3	62.5	62.7						
Avg. Dist. to Rail [m]	6.1	4.2	1.0	0.4	0.5	2.9	5.7						
Avg. Stride Freq. [Hz]	2.2	2.4	2.3	2.2	2.2	2.3	2.2						
Avg. Stride Length [m]	5.7	7.6	7.7	7.8	7.7	7.5	7.6						





Horse/Jockey Name	Mosamour
Final Rank	3
Fastest Section Time (Section)	0:11.31 (1200m)
Top Speed [km/h] (Section)	64.7 (1000m)
Race State	Finished



IpswichProfessional

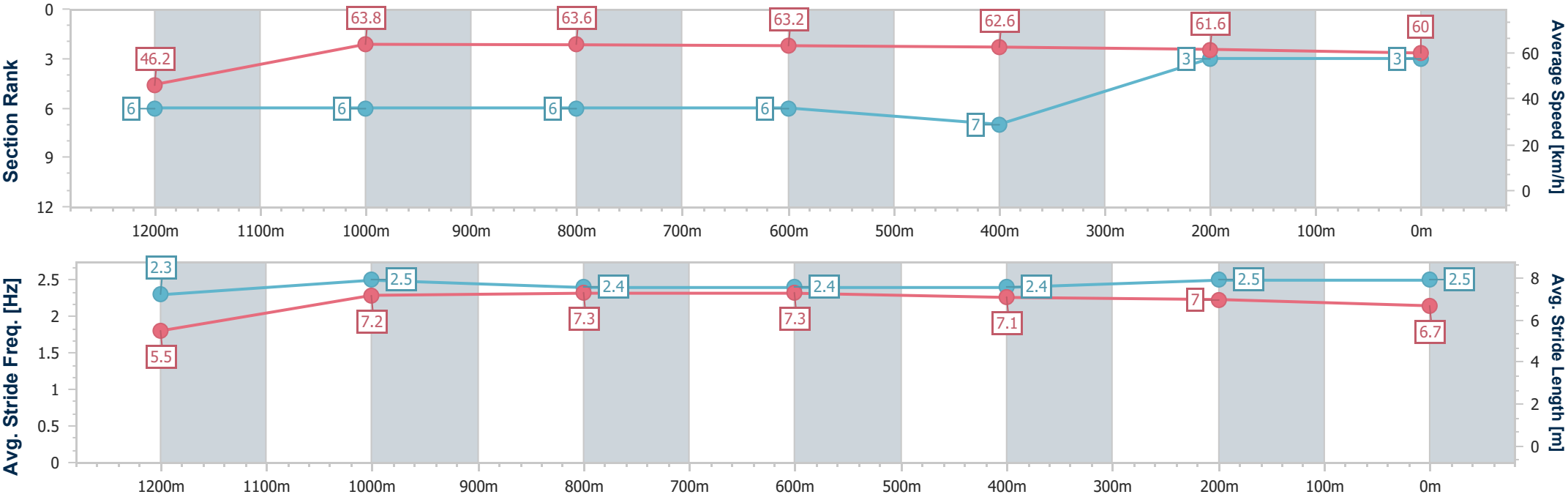
Race 6: BARRIER REEF POOLS 0 - 60 Handicap - 1350m

12 February 2026 - 16:40

Track Rating: Good 4, Weather: Fine, Rail Position: +3m Entire



Section	Overall	1200m	1000m	800m	600m	400m	200m						
Section Times	1:20.93 [3] (0:11.72)	1:09.21 [6] (0:11.31)	0:57.90 [6] (0:11.32)	0:46.58 [6] (0:11.40)	0:35.18 [6] (0:11.46)	0:23.72 [7] (0:11.70)	0:12.02 [3] (0:12.02)						
Average Speed [km/h]	46.2	63.8	63.6	63.2	62.6	61.6	60.0						
Top Speed [km/h]	63.4	64.5	64.7	64.2	63.7	62.9	61.9						
Avg. Dist. to Rail [m]	3.5	3.1	1.1	0.3	0.5	1.7	3.6						
Avg. Stride Freq. [Hz]	2.3	2.5	2.4	2.4	2.4	2.5	2.5						
Avg. Stride Length [m]	5.5	7.2	7.3	7.3	7.1	7.0	6.7						





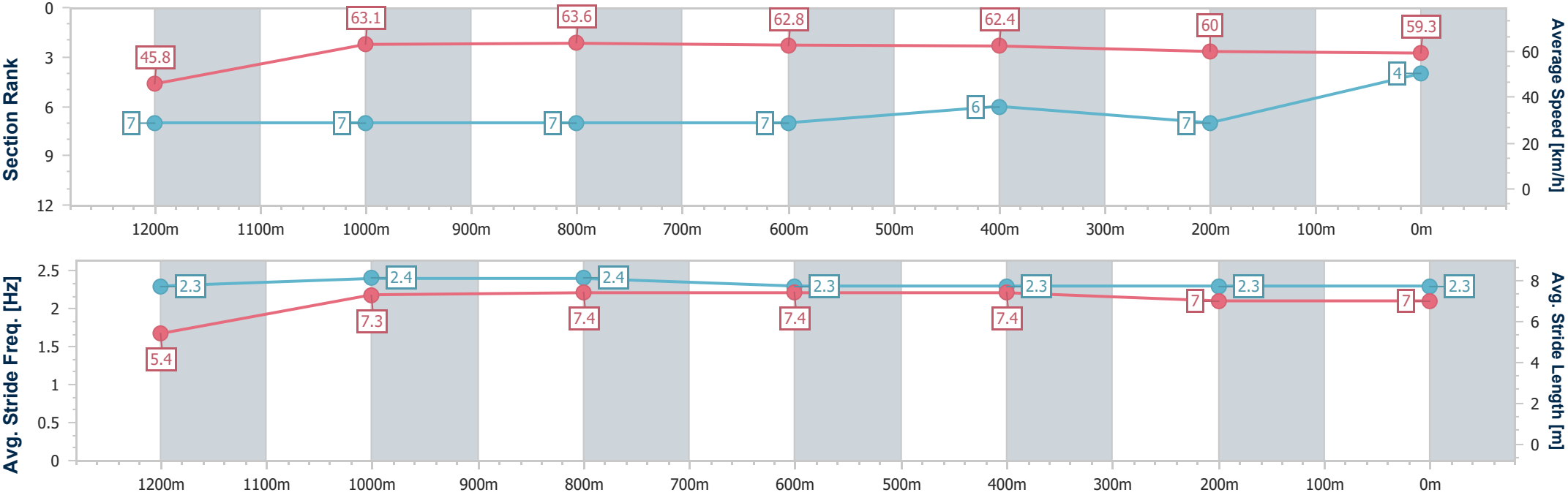
Horse/Jockey Name	Busker
Final Rank	4
Fastest Section Time (Section)	0:11.28 (1000m)
Top Speed [km/h] (Section)	64.8 (600m)
Race State	Finished



IpswichProfessional
Race 6: BARRIER REEF POOLS 0 - 60 Handicap - 1350m
12 February 2026 - 16:40
Track Rating: Good 4, Weather: Fine, Rail Position: +3m Entire



Section	Overall	1200m	1000m	800m	600m	400m	200m						
Section Times	1:21.17 [4] (0:11.74)	1:09.43 [7] (0:11.43)	0:58.00 [7] (0:11.28)	0:46.72 [7] (0:11.36)	0:35.36 [7] (0:11.40)	0:23.96 [6] (0:11.84)	0:12.12 [7] (0:12.12)						
Average Speed [km/h]	45.8	63.1	63.6	62.8	62.4	60.0	59.3						
Top Speed [km/h]	64.3	64.2	64.5	63.8	64.8	60.8	60.2						
Avg. Dist. to Rail [m]	0.7	0.6	0.9	2.1	3.3	2.3	0.7						
Avg. Stride Freq. [Hz]	2.3	2.4	2.4	2.3	2.3	2.3	2.3						
Avg. Stride Length [m]	5.4	7.3	7.4	7.4	7.4	7.0	7.0						



[] Ranking at each section and finish
-.-.- No data available at this section
NA No data available



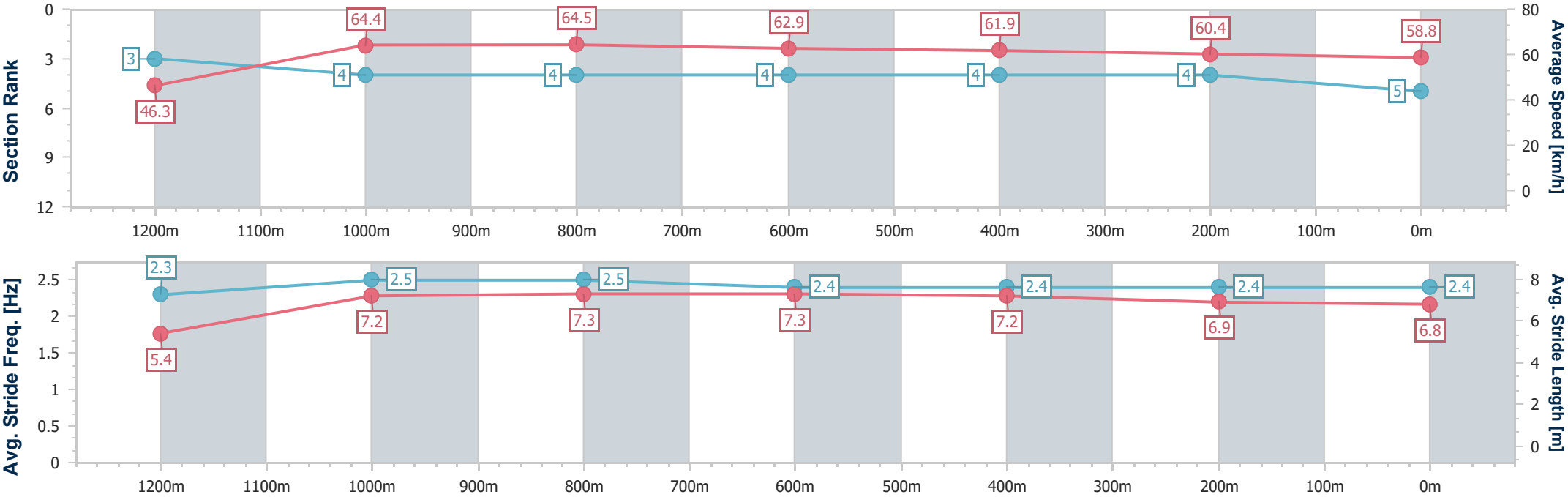
Horse/Jockey Name	Brutal Glory
Final Rank	5
Fastest Section Time (Section)	0:11.15 (1000m)
Top Speed [km/h] (Section)	65.8 (1000m)
Race State	Finished



IpswichProfessional
Race 6: BARRIER REEF POOLS 0 - 60 Handicap - 1350m
12 February 2026 - 16:40
Track Rating: Good 4, Weather: Fine, Rail Position: +3m Entire



Section	Overall	1200m	1000m	800m	600m	400m	200m						
Section Times	1:21.23 [5] (0:11.63)	1:09.60 [3] (0:11.21)	0:58.39 [4] (0:11.15)	0:47.24 [4] (0:11.38)	0:35.86 [4] (0:11.65)	0:24.21 [4] (0:11.96)	0:12.25 [4] (0:12.25)						
Average Speed [km/h]	46.3	64.4	64.5	62.9	61.9	60.4	58.8						
Top Speed [km/h]	63.6	65.3	65.8	64.4	63.6	61.5	61.5						
Avg. Dist. to Rail [m]	1.9	0.8	0.5	0.5	0.6	1.2	2.8						
Avg. Stride Freq. [Hz]	2.3	2.5	2.5	2.4	2.4	2.4	2.4						
Avg. Stride Length [m]	5.4	7.2	7.3	7.3	7.2	6.9	6.8						





Horse/Jockey Name	Cracker Essgee
Final Rank	6
Fastest Section Time (Section)	0:11.34 (1000m)
Top Speed [km/h] (Section)	64.8 (1000m)
Race State	Finished



IpswichProfessional

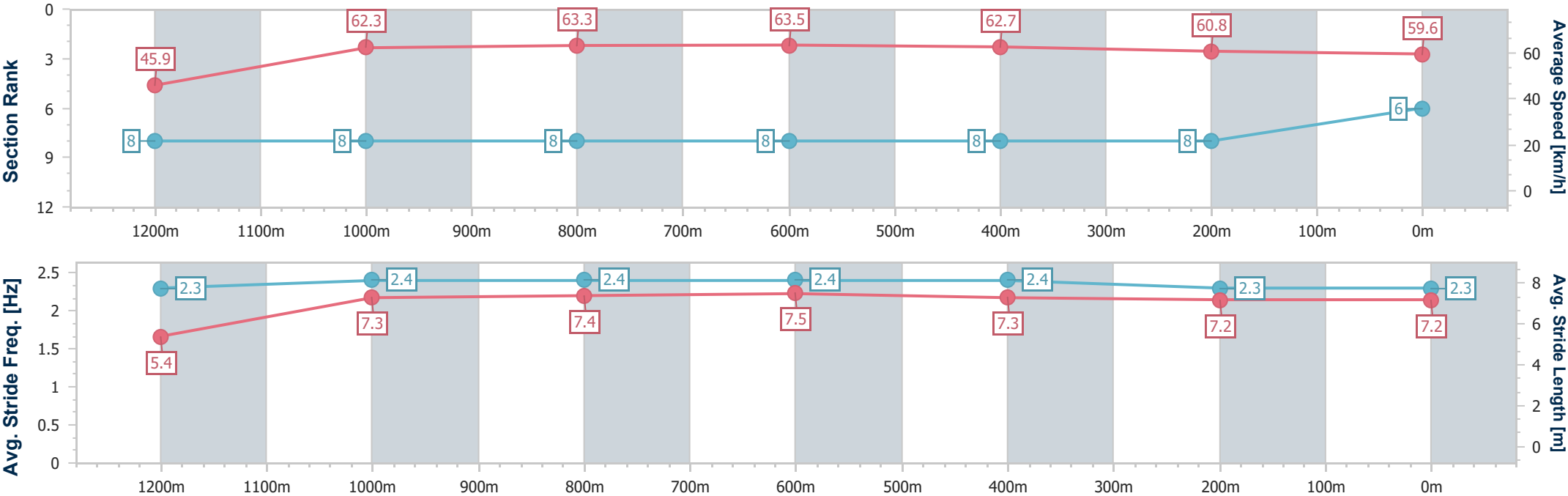
Race 6: BARRIER REEF POOLS 0 - 60 Handicap - 1350m

12 February 2026 - 16:40

Track Rating: Good 4, Weather: Fine, Rail Position: +3m Entire



Section	Overall	1200m	1000m	800m	600m	400m	200m						
Section Times	1:21.39 [6] (0:11.77)	1:09.62 [8] (0:11.60)	0:58.02 [8] (0:11.34)	0:46.68 [8] (0:11.36)	0:35.32 [8] (0:11.40)	0:23.92 [8] (0:11.85)	0:12.07 [8] (0:12.07)						
Average Speed [km/h]	45.9	62.3	63.3	63.5	62.7	60.8	59.6						
Top Speed [km/h]	60.5	63.2	64.8	64.8	64.0	62.1	61.2						
Avg. Dist. to Rail [m]	4.7	3.3	0.5	0.4	0.7	1.0	4.1						
Avg. Stride Freq. [Hz]	2.3	2.4	2.4	2.4	2.4	2.3	2.3						
Avg. Stride Length [m]	5.4	7.3	7.4	7.5	7.3	7.2	7.2						



- [] Ranking at each section and finish
- .-.- No data available at this section
- NA No data available



Horse/Jockey Name	Everywhere
Final Rank	7
Fastest Section Time (Section)	0:11.04 (1200m)
Top Speed [km/h] (Section)	67.0 (1000m)
Race State	Finished



IpswichProfessional

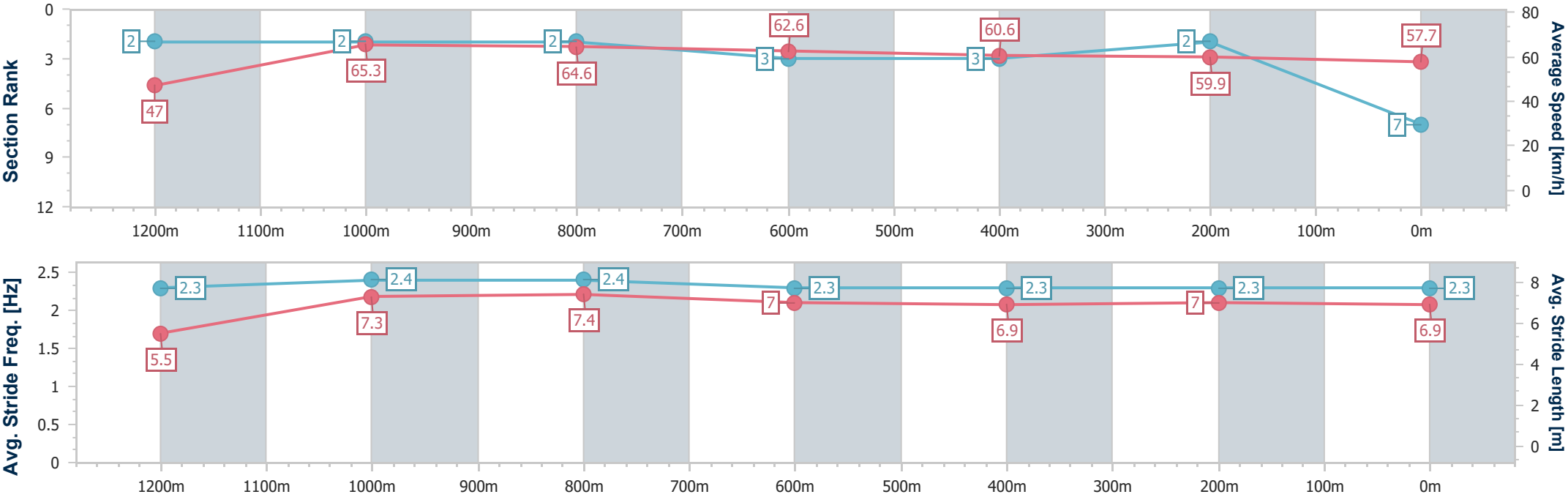
Race 6: BARRIER REEF POOLS 0 - 60 Handicap - 1350m

12 February 2026 - 16:40

Track Rating: Good 4, Weather: Fine, Rail Position: +3m Entire



Section	Overall	1200m	1000m	800m	600m	400m	200m						
Section Times	1:21.41 [7] (0:11.47)	1:09.94 [2] (0:11.04)	0:58.90 [2] (0:11.11)	0:47.79 [2] (0:11.49)	0:36.30 [3] (0:11.78)	0:24.52 [3] (0:12.00)	0:12.52 [2] (0:12.52)						
Average Speed [km/h]	47.0	65.3	64.6	62.6	60.6	59.9	57.7						
Top Speed [km/h]	65.1	66.0	67.0	63.3	61.8	60.1	59.6						
Avg. Dist. to Rail [m]	3.7	1.6	0.4	0.8	1.2	0.7	1.3						
Avg. Stride Freq. [Hz]	2.3	2.4	2.4	2.3	2.3	2.3	2.3						
Avg. Stride Length [m]	5.5	7.3	7.4	7.0	6.9	7.0	6.9						





Horse/Jockey Name	Pretty Rho
Final Rank	8
Fastest Section Time (Section)	0:10.82 (1200m)
Top Speed [km/h] (Section)	67.6 (1200m)
Race State	Finished



IpswichProfessional

Race 6: BARRIER REEF POOLS 0 - 60 Handicap - 1350m

12 February 2026 - 16:40

Track Rating: Good 4, Weather: Fine, Rail Position: +3m Entire



Section	Overall	1200m	1000m	800m	600m	400m	200m						
Section Times	1:22.05 [8] (0:11.66)	1:10.39 [5] (0:10.82)	0:59.57 [1] (0:11.07)	0:48.50 [1] (0:11.38)	0:37.12 [1] (0:11.78)	0:25.34 [1] (0:12.34)	0:13.00 [6] (0:13.00)						
Average Speed [km/h]	46.3	67.1	65.3	63.5	61.1	58.3	55.4						
Top Speed [km/h]	65.7	67.6	67.1	64.0	62.2	60.2	57.4						
Avg. Dist. to Rail [m]	8.1	6.0	2.8	0.9	0.4	0.4	1.6						
Avg. Stride Freq. [Hz]	2.4	2.6	2.5	2.5	2.4	2.4	2.3						
Avg. Stride Length [m]	5.3	7.1	7.1	7.1	7.0	6.8	6.6						

