



MackayProfessional

Race 1: Sky Racing QTIS Two-Years-Old Handicap - 1050m

13 February 2026 - 12:57



MACKAY TURF CLUB
Ooralea Racecourse

Track Rating: Good 4, Weather: Overcast, Rail Position: True

Section						Overall	1000m	800m	600m	400m	200m	Last 600m		
Field Times						1:02.34 (0:04.59)	0:57.75 (0:11.10)	0:46.65 (0:10.84)	0:35.81 (0:11.42)	0:24.39 (0:11.75)	0:12.64 (0:12.64)	0:35.81		
Rank	TAB	Horse/Jockey	Barrier	Top Speed [km/h]	Fastest Section							Margin	Distance Travelled [m]	
1	2	DUB STEPPING	3	67.5	0:04.67	1:02.34 [1]	0:57.67 [4]	0:46.50 [3]	0:35.60 [3]	0:24.27 [3]	0:12.64 [1]	1:02.34	0:35.60	
		Ryan Wiggins		800m	Overall	(0:04.67)	(0:11.17)	(0:10.90)	(0:11.33)	(0:11.63)	(0:12.64)			
2	4	ON LOCATION	2	68.3	0:04.59	1:02.43 [2]	0:57.84 [1]	0:46.74 [1]	0:35.90 [1]	0:24.48 [1]	0:12.73 [1]	0.49L	0:35.90	-2
		Sean Cormack		1000m	Overall	(0:04.59)	(0:11.10)	(0:10.84)	(0:11.42)	(0:11.75)	(0:12.73)			
3	6	LITTLE LINDA	1	68.8	0:04.62	1:03.64 [3]	0:59.02 [3]	0:47.89 [2]	0:36.99 [2]	0:25.68 [2]	0:13.55 [3]	7.6L	0:36.99	-1
		Warwick Satherley		800m	Overall	(0:04.62)	(0:11.13)	(0:10.90)	(0:11.31)	(0:12.13)	(0:13.55)			
4	5	BLESSED BOOM	4	66.9	0:04.60	1:03.65 [4]	0:59.05 [2]	0:47.52 [4]	0:36.52 [4]	0:24.52 [4]	0:12.63 [4]	7.71L	0:36.52	-3
		Chris McIver		1000m	Overall	(0:04.60)	(0:11.53)	(0:11.00)	(0:12.00)	(0:11.89)	(0:12.63)			

Scratched: Barbarian King (#1), Good One Cecil (#3)



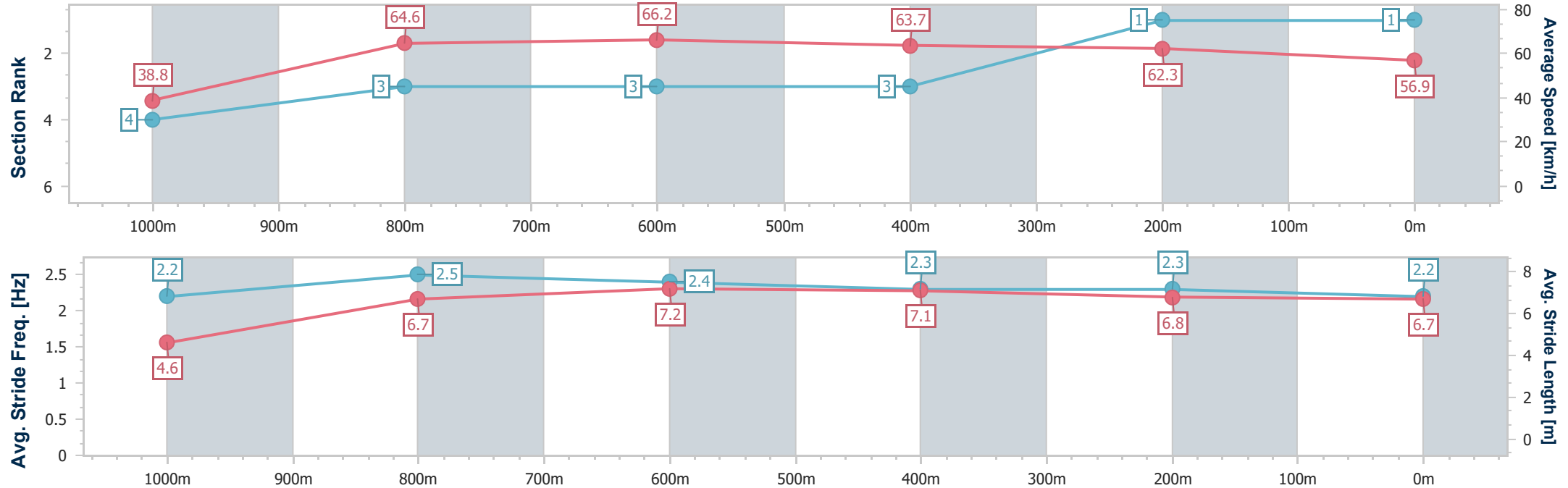
Horse/Jockey Name	Dub Stepping
Final Rank	1
Fastest Section Time (Section)	0:04.67 (Overall)
Top Speed [km/h] (Section)	67.5 (800m)
Race State	Finished



MackayProfessional
Race 1: Sky Racing QTIS Two-Years-Old Handicap - 1050m
13 February 2026 - 12:57
Track Rating: Good 4, Weather: Overcast, Rail Position: True



Section	Overall	1000m	800m	600m	400m	200m								
Section Times	1:02.34 [1] (0:04.67)	0:57.67 [4] (0:11.17)	0:46.50 [3] (0:10.90)	0:35.60 [3] (0:11.33)	0:24.27 [3] (0:11.63)	0:12.64 [1] (0:12.64)								
Average Speed [km/h]	38.8	64.6	66.2	63.7	62.3	56.9								
Top Speed [km/h]	54.9	67.3	67.5	65.0	63.2	61.7								
Avg. Dist. to Rail [m]	1.0	1.9	0.8	0.6	3.6	4.0								
Avg. Stride Freq. [Hz]	2.2	2.5	2.4	2.3	2.3	2.2								
Avg. Stride Length [m]	4.6	6.7	7.2	7.1	6.8	6.7								



[] Ranking at each section and finish
-.-.- No data available at this section
NA No data available



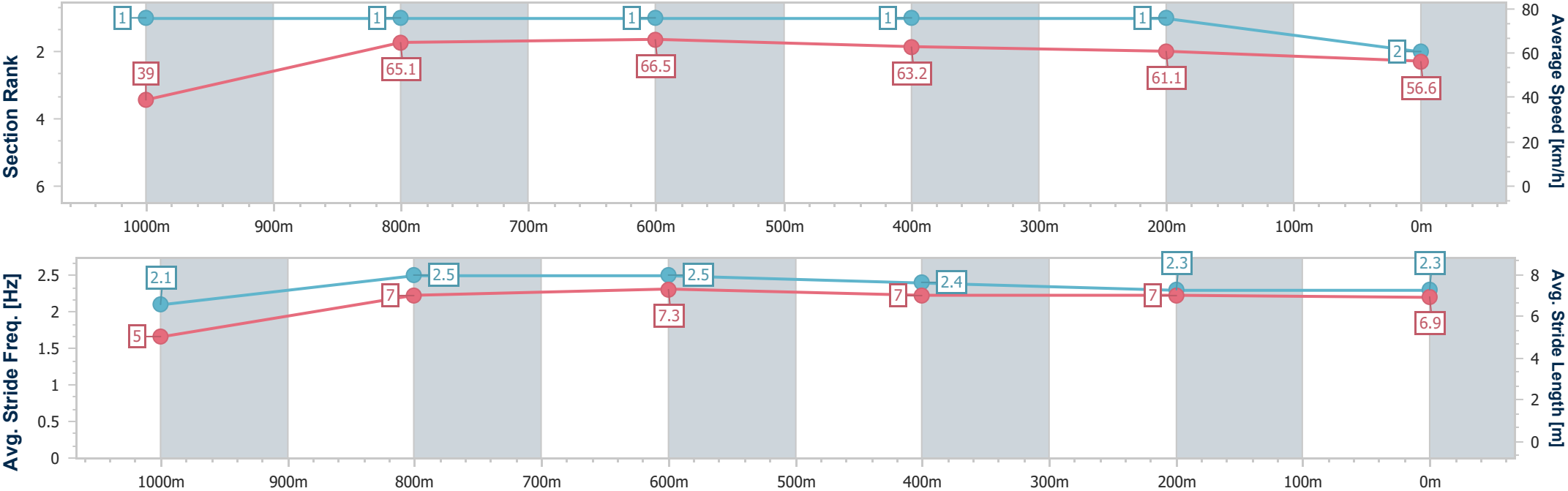
Horse/Jockey Name	On Location
Final Rank	2
Fastest Section Time (Section)	0:04.59 (Overall)
Top Speed [km/h] (Section)	68.3 (1000m)
Race State	Finished



MackayProfessional
Race 1: Sky Racing QTIS Two-Years-Old Handicap - 1050m
13 February 2026 - 12:57
Track Rating: Good 4, Weather: Overcast, Rail Position: True



Section	Overall	1000m	800m	600m	400m	200m							
Section Times	1:02.43 [2] (0:04.59)	0:57.84 [1] (0:11.10)	0:46.74 [1] (0:10.84)	0:35.90 [1] (0:11.42)	0:24.48 [1] (0:11.75)	0:12.73 [1] (0:12.73)							
Average Speed [km/h]	39.0	65.1	66.5	63.2	61.1	56.6							
Top Speed [km/h]	54.3	68.3	67.7	64.0	62.1	60.4							
Avg. Dist. to Rail [m]	2.9	1.1	0.9	0.2	1.4	1.5							
Avg. Stride Freq. [Hz]	2.1	2.5	2.5	2.4	2.3	2.3							
Avg. Stride Length [m]	5.0	7.0	7.3	7.0	7.0	6.9							





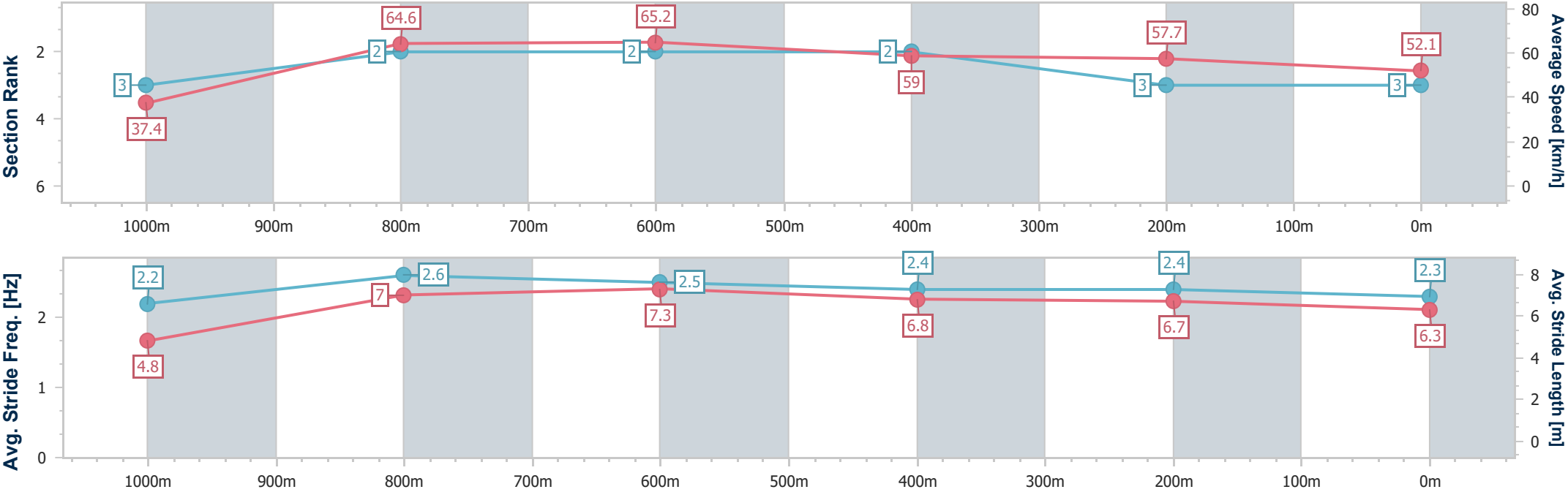
Horse/Jockey Name	Little Linda
Final Rank	3
Fastest Section Time (Section)	0:04.62 (Overall)
Top Speed [km/h] (Section)	68.8 (800m)
Race State	Finished



MackayProfessional
Race 1: Sky Racing QTIS Two-Years-Old Handicap - 1050m
13 February 2026 - 12:57
Track Rating: Good 4, Weather: Overcast, Rail Position: True



Section	Overall	1000m	800m	600m	400m	200m							
Section Times	1:03.64 [3] (0:04.62)	0:59.02 [3] (0:11.13)	0:47.89 [2] (0:10.90)	0:36.99 [2] (0:11.31)	0:25.68 [2] (0:12.13)	0:13.55 [3] (0:13.55)							
Average Speed [km/h]	37.4	64.6	65.2	59.0	57.7	52.1							
Top Speed [km/h]	37.6	66.2	68.8	66.6	62.6	59.5							
Avg. Dist. to Rail [m]	3.1	0.6	1.5	3.1	1.6	0.6							
Avg. Stride Freq. [Hz]	2.2	2.6	2.5	2.4	2.4	2.3							
Avg. Stride Length [m]	4.8	7.0	7.3	6.8	6.7	6.3							





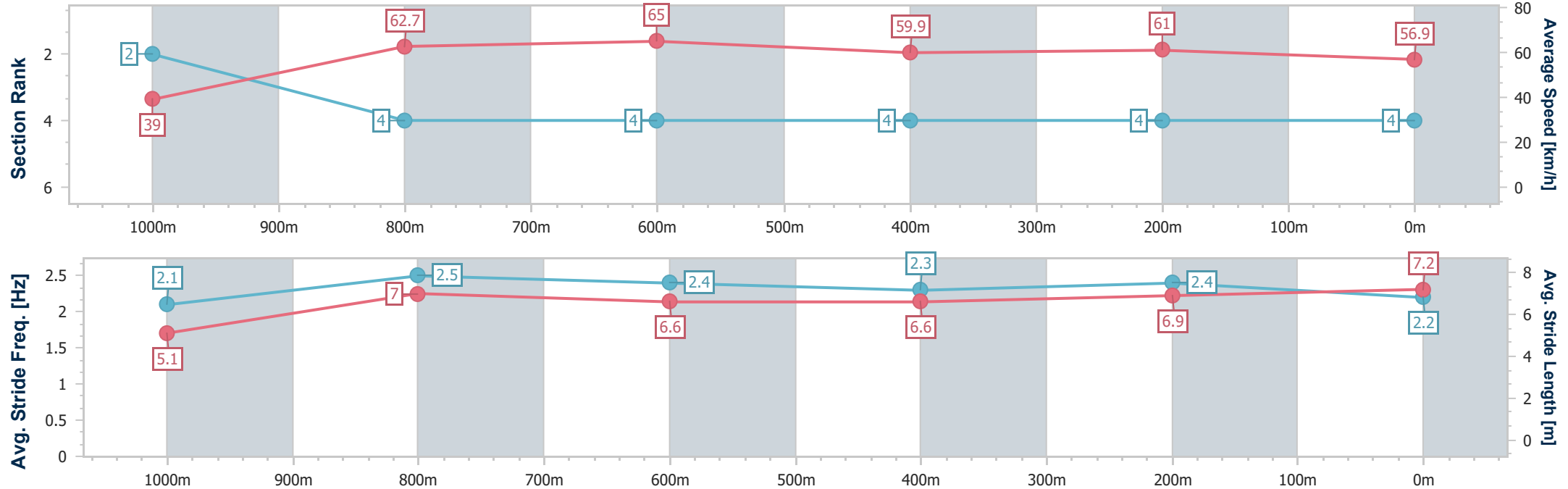
Horse/Jockey Name	Blessed Boom
Final Rank	4
Fastest Section Time (Section)	0:04.60 (Overall)
Top Speed [km/h] (Section)	66.9 (1000m)
Race State	Finished



MackayProfessional
Race 1: Sky Racing QTIS Two-Years-Old Handicap - 1050m
13 February 2026 - 12:57
Track Rating: Good 4, Weather: Overcast, Rail Position: True



Section	Overall	1000m	800m	600m	400m	200m							
Section Times	1:03.65 [4] (0:04.60)	0:59.05 [2] (0:11.53)	0:47.52 [4] (0:11.00)	0:36.52 [4] (0:12.00)	0:24.52 [4] (0:11.89)	0:12.63 [4] (0:12.63)							
Average Speed [km/h]	39.0	62.7	65.0	59.9	61.0	56.9							
Top Speed [km/h]	51.8	66.9	66.8	61.9	61.8	60.2							
Avg. Dist. to Rail [m]	0.8	1.5	1.1	1.0	2.7	3.1							
Avg. Stride Freq. [Hz]	2.1	2.5	2.4	2.3	2.4	2.2							
Avg. Stride Length [m]	5.1	7.0	6.6	6.6	6.9	7.2							





MackayProfessional

Race 2: Ladbrokes Popular SRM QTIS Three-Years-Old Plate - 1200m

13 February 2026 - 13:32



MACKAY TURF CLUB
Ooralea Racecourse

Track Rating: Good 4, Weather: Overcast, Rail Position: True

Section						Overall	1000m	800m	600m	400m	200m	Last 600m		
Field Times						1:08.95 (0:12.35)	0:56.60 (0:10.45)	0:46.15 (0:11.02)	0:35.13 (0:11.36)	0:23.77 (0:11.53)	0:12.24 (0:12.24)	0:35.13		
Rank	TAB	Horse/Jockey	Barrier	Top Speed [km/h]	Fastest Section							Margin	Distance Travelled [m]	
1	3	FABULEAN	5	70.4	0:10.45	1:08.95 [1]	0:56.19 [5]	0:45.74 [4]	0:34.79 [4]	0:23.44 [3]	0:12.11 [2]	1:08.96	0:34.79	
		Sean Cormack		1000m	1000m	(0:12.76)	(0:10.45)	(0:10.95)	(0:11.35)	(0:11.33)	(0:12.11)			
2	6	GIRLS GOT ATTITUDE	3	70.6	0:10.45	1:09.09 [2]	0:56.74 [1]	0:46.29 [1]	0:35.27 [1]	0:23.91 [1]	0:12.38 [1]	0.81L	0:35.27	-3
		Adam Sewell		1000m	1000m	(0:12.35)	(0:10.45)	(0:11.02)	(0:11.36)	(0:11.53)	(0:12.38)			
3	7	SUPID DATE	2	68.9	0:10.75	1:09.38 [3]	0:56.61 [6]	0:45.86 [6]	0:34.97 [6]	0:23.63 [7]	0:12.24 [4]	2.48L	0:34.97	+2
		Nathan Thomas		1000m	1000m	(0:12.77)	(0:10.75)	(0:10.89)	(0:11.34)	(0:11.39)	(0:12.24)			
4	4	LADY WILLPOWER	6	69.0	0:10.62	1:09.50 [4]	0:56.47 [7]	0:45.85 [7]	0:35.05 [7]	0:23.79 [5]	0:12.22 [6]	3.19L	0:35.05	-3
		Ryan Wiggins		1000m	1000m	(0:13.03)	(0:10.62)	(0:10.80)	(0:11.26)	(0:11.57)	(0:12.22)			
5	5	TARA I AM	7	69.2	0:10.60	1:09.58 [5]	0:56.91 [4]	0:46.31 [5]	0:35.32 [5]	0:23.86 [6]	0:12.23 [7]	3.68L	0:35.32	+4
		Raul Silvera Olivera		1000m	1000m	(0:12.67)	(0:10.60)	(0:10.99)	(0:11.46)	(0:11.63)	(0:12.23)			
6	2	WAYNO	1	69.5	0:10.54	1:09.69 [6]	0:57.22 [2]	0:46.68 [3]	0:35.73 [2]	0:24.29 [2]	0:12.63 [3]	4.26L	0:35.73	-1
		McKenzie Apel		1000m	1000m	(0:12.47)	(0:10.54)	(0:10.95)	(0:11.44)	(0:11.66)	(0:12.63)			
7	1	NOSEY NEO	4	69.9	0:10.46	1:09.93 [7]	0:57.40 [3]	0:46.94 [2]	0:35.91 [3]	0:24.37 [4]	0:12.67 [5]	5.72L	0:35.91	+1
		Fiona Sandkuhl		1000m	1000m	(0:12.53)	(0:10.46)	(0:11.03)	(0:11.54)	(0:11.70)	(0:12.67)			



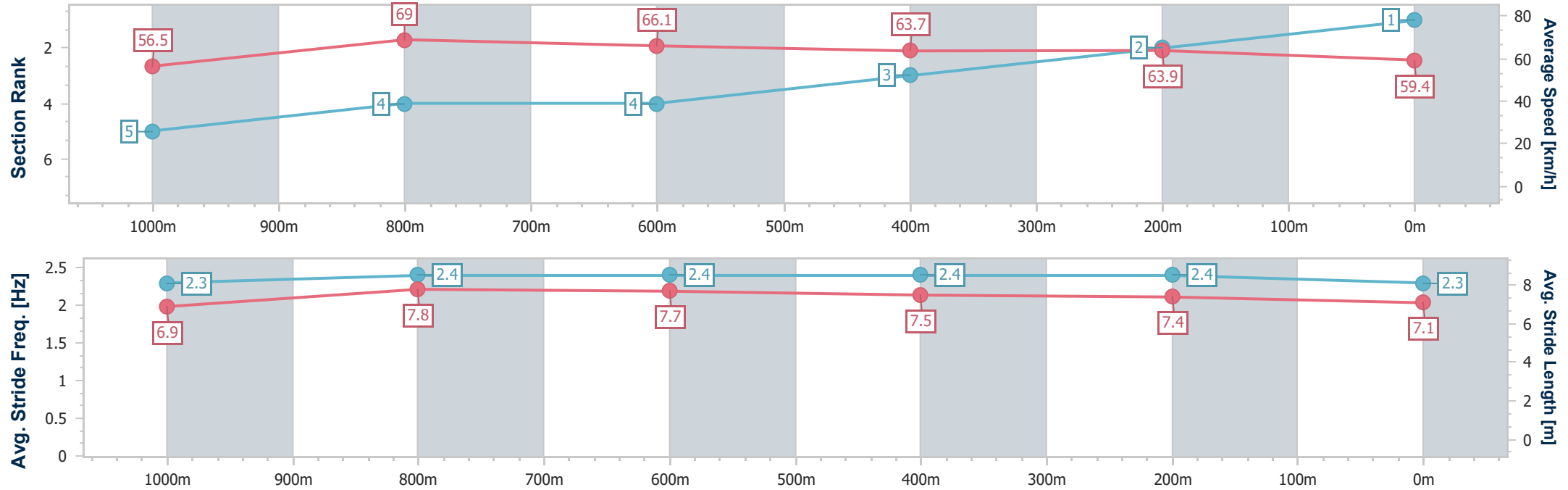
Horse/Jockey Name	Fabulean
Final Rank	1
Fastest Section Time (Section)	0:10.45 (1000m)
Top Speed [km/h] (Section)	70.4 (1000m)
Race State	Finished



MackayProfessional
Race 2: Ladbrokes Popular SRM QTIS Three-Years-Old Plate - 1200m
13 February 2026 - 13:32
Track Rating: Good 4, Weather: Overcast, Rail Position: True



Section	Overall	1000m	800m	600m	400m	200m								
Section Times	1:08.95 [1] (0:12.76)	0:56.19 [5] (0:10.45)	0:45.74 [4] (0:10.95)	0:34.79 [4] (0:11.35)	0:23.44 [3] (0:11.33)	0:12.11 [2] (0:12.11)								
Average Speed [km/h]	56.5	69.0	66.1	63.7	63.9	59.4								
Top Speed [km/h]	68.5	70.4	68.2	65.9	64.8	64.0								
Avg. Dist. to Rail [m]	2.7	0.3	1.3	0.7	3.0	3.2								
Avg. Stride Freq. [Hz]	2.3	2.4	2.4	2.4	2.4	2.3								
Avg. Stride Length [m]	6.9	7.8	7.7	7.5	7.4	7.1								





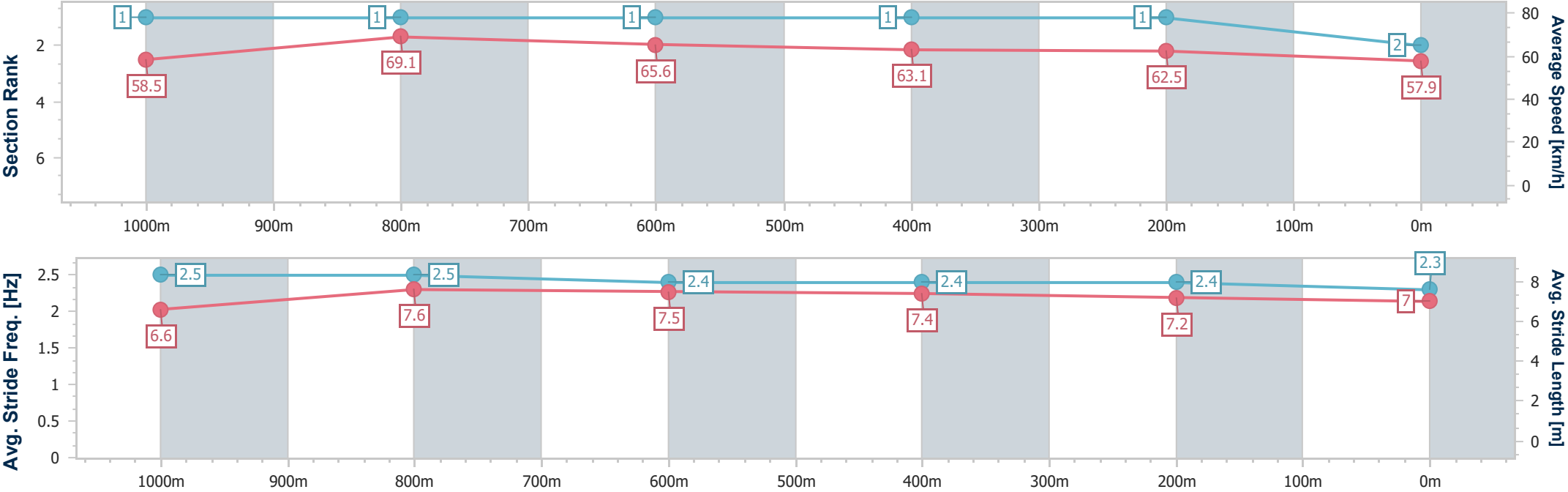
Horse/Jockey Name	Girls Got Attitude
Final Rank	2
Fastest Section Time (Section)	0:10.45 (1000m)
Top Speed [km/h] (Section)	70.6 (1000m)
Race State	Finished



MackayProfessional
Race 2: Ladbrokes Popular SRM QTIS Three-Years-Old Plate - 1200m
13 February 2026 - 13:32
Track Rating: Good 4, Weather: Overcast, Rail Position: True



Section	Overall	1000m	800m	600m	400m	200m							
Section Times	1:09.09 [2] (0:12.35)	0:56.74 [1] (0:10.45)	0:46.29 [1] (0:11.02)	0:35.27 [1] (0:11.36)	0:23.91 [1] (0:11.53)	0:12.38 [1] (0:12.38)							
Average Speed [km/h]	58.5	69.1	65.6	63.1	62.5	57.9							
Top Speed [km/h]	70.2	70.6	67.2	63.9	63.9	61.0							
Avg. Dist. to Rail [m]	2.3	0.6	1.6	0.6	0.6	0.4							
Avg. Stride Freq. [Hz]	2.5	2.5	2.4	2.4	2.4	2.3							
Avg. Stride Length [m]	6.6	7.6	7.5	7.4	7.2	7.0							





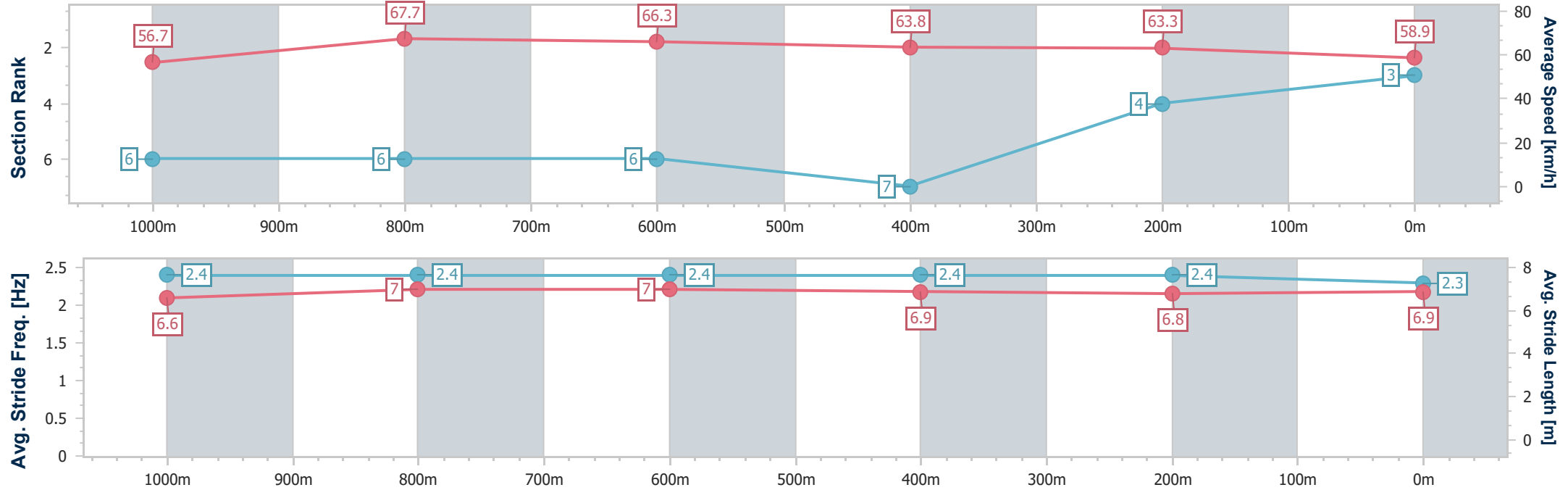
Horse/Jockey Name	Supid Date
Final Rank	3
Fastest Section Time (Section)	0:10.75 (1000m)
Top Speed [km/h] (Section)	68.9 (1000m)
Race State	Finished



MackayProfessional
Race 2: Ladbrokes Popular SRM QTIS Three-Years-Old Plate - 1200m
13 February 2026 - 13:32
Track Rating: Good 4, Weather: Overcast, Rail Position: True



Section	Overall	1000m	800m	600m	400m	200m								
Section Times	1:09.38 [3] (0:12.77)	0:56.61 [6] (0:10.75)	0:45.86 [6] (0:10.89)	0:34.97 [6] (0:11.34)	0:23.63 [7] (0:11.39)	0:12.24 [4] (0:12.24)								
Average Speed [km/h]	56.7	67.7	66.3	63.8	63.3	58.9								
Top Speed [km/h]	67.1	68.9	68.9	64.5	64.1	62.5								
Avg. Dist. to Rail [m]	3.3	2.3	1.9	0.6	2.2	1.6								
Avg. Stride Freq. [Hz]	2.4	2.4	2.4	2.4	2.4	2.3								
Avg. Stride Length [m]	6.6	7.0	7.0	6.9	6.8	6.9								





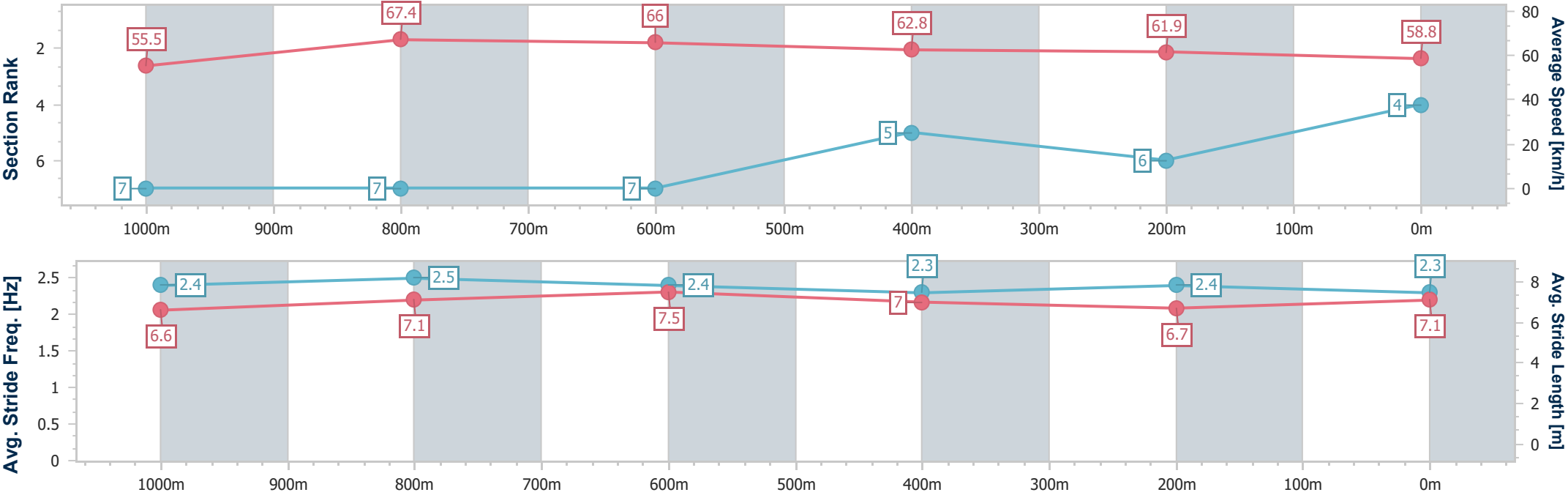
Horse/Jockey Name	Lady Willpower
Final Rank	4
Fastest Section Time (Section)	0:10.62 (1000m)
Top Speed [km/h] (Section)	69.0 (1000m)
Race State	Finished



MackayProfessional
Race 2: Ladbrokes Popular SRM QTIS Three-Years-Old Plate - 1200m
13 February 2026 - 13:32
Track Rating: Good 4, Weather: Overcast, Rail Position: True



Section	Overall	1000m	800m	600m	400m	200m							
Section Times	1:09.50 [4] (0:13.03)	0:56.47 [7] (0:10.62)	0:45.85 [7] (0:10.80)	0:35.05 [7] (0:11.26)	0:23.79 [5] (0:11.57)	0:12.22 [6] (0:12.22)							
Average Speed [km/h]	55.5	67.4	66.0	62.8	61.9	58.8							
Top Speed [km/h]	65.7	69.0	67.4	63.7	63.0	62.0							
Avg. Dist. to Rail [m]	3.5	1.7	2.7	2.7	1.1	0.8							
Avg. Stride Freq. [Hz]	2.4	2.5	2.4	2.3	2.4	2.3							
Avg. Stride Length [m]	6.6	7.1	7.5	7.0	6.7	7.1							





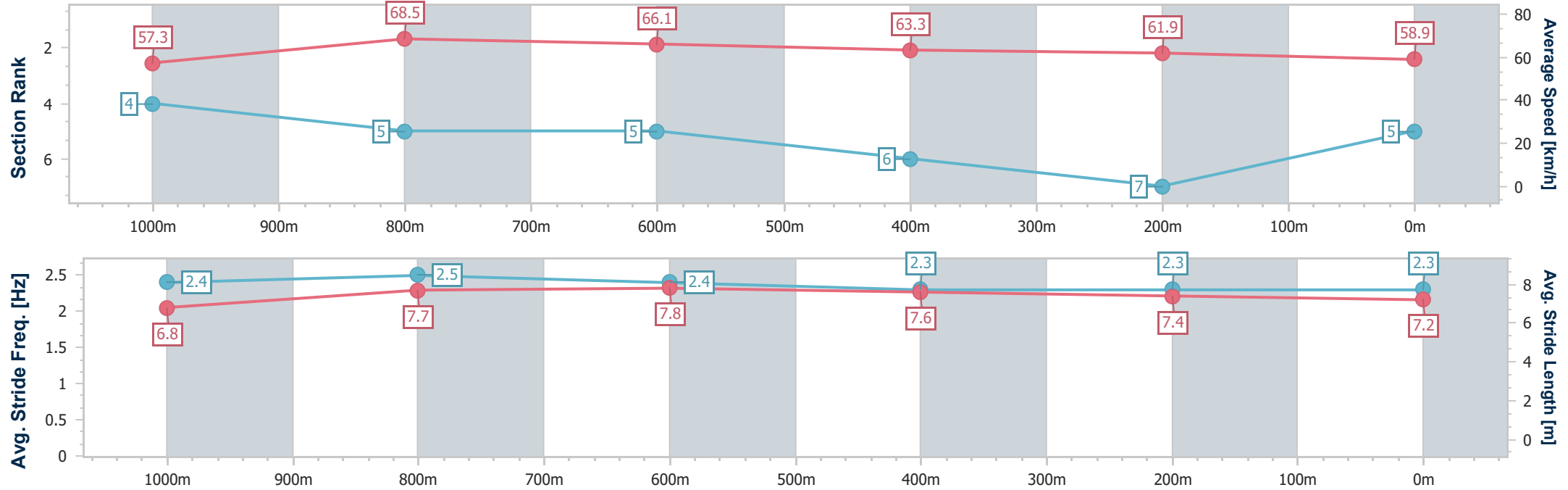
Horse/Jockey Name	Tara I Am
Final Rank	5
Fastest Section Time (Section)	0:10.60 (1000m)
Top Speed [km/h] (Section)	69.2 (1000m)
Race State	Finished



MackayProfessional
Race 2: Ladbrokes Popular SRM QTIS Three-Years-Old Plate - 1200m
13 February 2026 - 13:32
Track Rating: Good 4, Weather: Overcast, Rail Position: True



Section	Overall	1000m	800m	600m	400m	200m							
Section Times	1:09.58 [5] (0:12.67)	0:56.91 [4] (0:10.60)	0:46.31 [5] (0:10.99)	0:35.32 [5] (0:11.46)	0:23.86 [6] (0:11.63)	0:12.23 [7] (0:12.23)							
Average Speed [km/h]	57.3	68.5	66.1	63.3	61.9	58.9							
Top Speed [km/h]	67.7	69.2	67.6	64.8	63.5	61.0							
Avg. Dist. to Rail [m]	6.2	2.5	2.3	1.0	2.9	4.0							
Avg. Stride Freq. [Hz]	2.4	2.5	2.4	2.3	2.3	2.3							
Avg. Stride Length [m]	6.8	7.7	7.8	7.6	7.4	7.2							





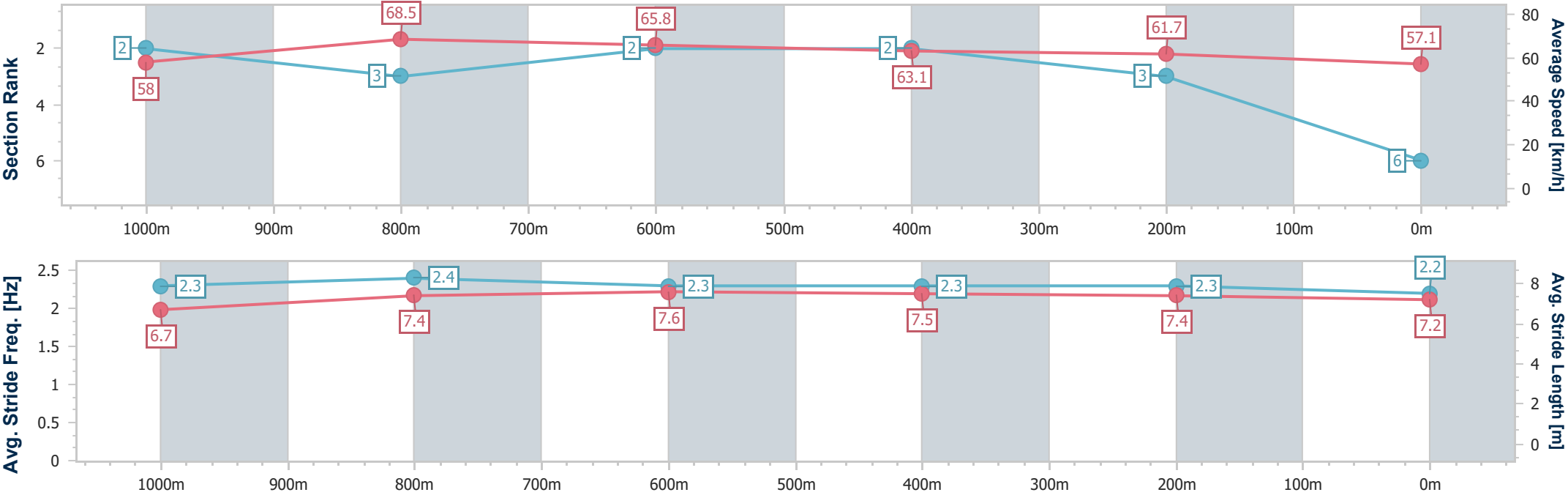
Horse/Jockey Name	Wayno
Final Rank	6
Fastest Section Time (Section)	0:10.54 (1000m)
Top Speed [km/h] (Section)	69.5 (1000m)
Race State	Finished



MackayProfessional
Race 2: Ladbrokes Popular SRM QTIS Three-Years-Old Plate - 1200m
13 February 2026 - 13:32
Track Rating: Good 4, Weather: Overcast, Rail Position: True



Section	Overall	1000m	800m	600m	400m	200m								
Section Times	1:09.69 [6] (0:12.47)	0:57.22 [2] (0:10.54)	0:46.68 [3] (0:10.95)	0:35.73 [2] (0:11.44)	0:24.29 [2] (0:11.66)	0:12.63 [3] (0:12.63)								
Average Speed [km/h]	58.0	68.5	65.8	63.1	61.7	57.1								
Top Speed [km/h]	68.2	69.5	67.0	64.2	62.3	61.0								
Avg. Dist. to Rail [m]	1.6	0.5	1.1	0.3	1.1	2.2								
Avg. Stride Freq. [Hz]	2.3	2.4	2.3	2.3	2.3	2.2								
Avg. Stride Length [m]	6.7	7.4	7.6	7.5	7.4	7.2								





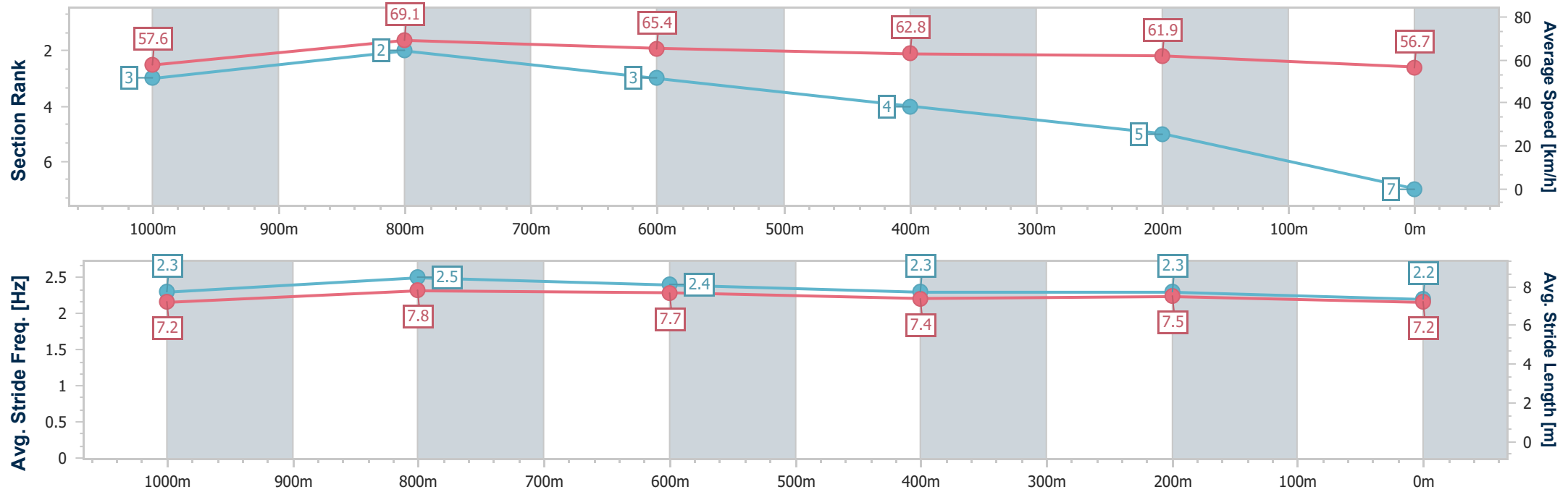
Horse/Jockey Name	Nosey Neo
Final Rank	7
Fastest Section Time (Section)	0:10.46 (1000m)
Top Speed [km/h] (Section)	69.9 (1000m)
Race State	Finished



MackayProfessional
Race 2: Ladbrokes Popular SRM QTIS Three-Years-Old Plate - 1200m
13 February 2026 - 13:32
Track Rating: Good 4, Weather: Overcast, Rail Position: True



Section	Overall	1000m	800m	600m	400m	200m							
Section Times	1:09.93 [7] (0:12.53)	0:57.40 [3] (0:10.46)	0:46.94 [2] (0:11.03)	0:35.91 [3] (0:11.54)	0:24.37 [4] (0:11.70)	0:12.67 [5] (0:12.67)							
Average Speed [km/h]	57.6	69.1	65.4	62.8	61.9	56.7							
Top Speed [km/h]	68.6	69.9	67.3	64.6	62.7	60.7							
Avg. Dist. to Rail [m]	3.7	0.6	1.0	0.8	3.7	4.0							
Avg. Stride Freq. [Hz]	2.3	2.5	2.4	2.3	2.3	2.2							
Avg. Stride Length [m]	7.2	7.8	7.7	7.4	7.5	7.2							





MackayProfessional
Race 3: Book Function Centre for Functions QTIS Three-Years-Old
Maiden Handicap - 1100m
13 February 2026 - 14:06



Track Rating: Good 4, Weather: Overcast, Rail Position: True

Section		Overall				1000m	800m	600m	400m	200m	Last 600m		
Field Times		1:03.50				0:57.27	0:46.69	0:36.04	0:24.51	0:12.93	0:36.04		
		(0:06.23)				(0:10.58)	(0:10.65)	(0:11.53)	(0:11.58)	(0:12.93)			
Rank	TAB	Horse/Jockey	Barrier	Top Speed [km/h]	Fastest Section							Margin	Distance Travelled [m]
1	1	FARAWAY DOWNS	2	68.4	0:06.87	1:03.50 [1]	0:56.63 [8]	0:45.61 [8]	0:34.92 [8]	0:23.55 [6]	0:11.94 [6]	1:03.50	0:34.92
		Ryan Wiggins		800m	Overall	(0:06.87)	(0:11.02)	(0:10.69)	(0:11.37)	(0:11.61)	(0:11.94)		
2	2	BELVEDERE MISS	3	68.4	0:06.60	1:03.50 [2]	0:56.90 [6]	0:46.05 [5]	0:35.27 [4]	0:23.66 [5]	0:12.04 [5]	0.15L	0:35.27 +7
		Sean Cormack		1000m	Overall	(0:06.60)	(0:10.85)	(0:10.78)	(0:11.61)	(0:11.62)	(0:12.04)		
2	8	WHO ASKED ZOU	8	70.0	0:06.28	1:03.50 [2]	0:57.22 [2]	0:46.69 [1]	0:36.04 [1]	0:24.51 [1]	0:12.93 [1]	0.15L	0:36.04 -1
		Nathan Thomas		1000m	Overall	(0:06.28)	(0:10.53)	(0:10.65)	(0:11.53)	(0:11.58)	(0:12.93)		
4	4	MILK MAID	5	70.7	0:06.40	1:03.60 [4]	0:57.20 [3]	0:46.44 [3]	0:35.86 [2]	0:24.48 [2]	0:12.73 [2]	0.79L	0:35.86 +4
		McKenzie Apel		1000m	Overall	(0:06.40)	(0:10.76)	(0:10.58)	(0:11.38)	(0:11.75)	(0:12.73)		
5	7	OUTCRY	6	68.1	0:06.23	1:03.70 [5]	0:57.47 [1]	0:46.66 [2]	0:35.86 [3]	0:24.46 [3]	0:12.60 [3]	1.4L	0:35.86 -5
		Chris McIver		1000m	Overall	(0:06.23)	(0:10.81)	(0:10.80)	(0:11.40)	(0:11.86)	(0:12.60)		
6	11	VAN DER WOODSEN	4	68.4	0:06.48	1:04.30 [6]	0:57.82 [4]	0:46.89 [4]	0:35.99 [5]	0:24.67 [4]	0:12.88 [4]	4.72L	0:35.99 -2
		Olivia Kendal		1000m	Overall	(0:06.48)	(0:10.93)	(0:10.90)	(0:11.32)	(0:11.79)	(0:12.88)		
7	3	BETTER STORM	1	67.6	0:06.52	1:05.20 [7]	0:58.68 [5]	0:47.67 [6]	0:36.73 [6]	0:25.22 [7]	0:13.15 [7]	9.85L	0:36.73 -7
		Raul Silvera Olivera		800m	Overall	(0:06.52)	(0:11.01)	(0:10.94)	(0:11.51)	(0:12.07)	(0:13.15)		
8	6	FROSTY QUEEN	7	68.4	0:06.62	1:06.30 [8]	0:59.68 [7]	0:48.62 [7]	0:37.79 [7]	0:26.09 [8]	0:13.69 [8]	16.3L	0:37.79 +4
		Adam Sewell		800m	Overall	(0:06.62)	(0:11.06)	(0:10.83)	(0:11.70)	(0:12.40)	(0:13.69)		

Scratched: Miss The Music (#5), Royal Prophecy (#9), Luna Ready (#10)



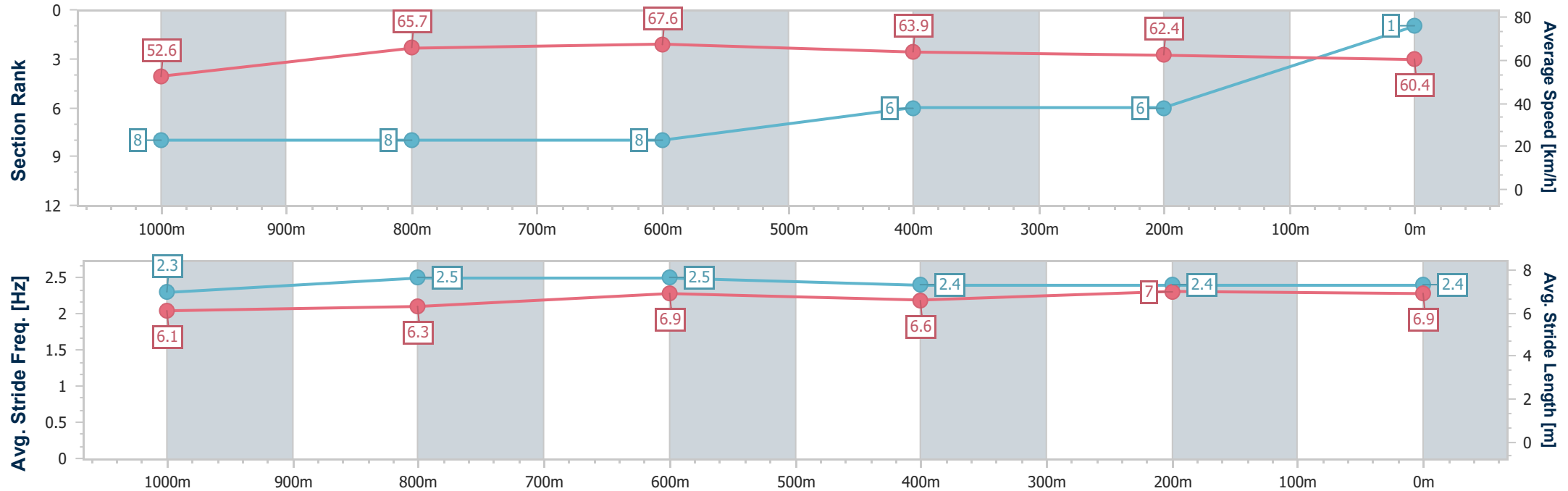
Horse/Jockey Name	Faraway Downs
Final Rank	1
Fastest Section Time (Section)	0:06.87 (Overall)
Top Speed [km/h] (Section)	68.4 (800m)
Race State	Finished



MackayProfessional
Race 3: Book Function Centre for Functions QTIS Three-Years-
Old Maiden Handicap - 1100m
13 February 2026 - 14:06
Track Rating: Good 4, Weather: Overcast, Rail Position: True



Section	Overall	1000m	800m	600m	400m	200m								
Section Times	1:03.50 [1] (0:06.87)	0:56.63 [8] (0:11.02)	0:45.61 [8] (0:10.69)	0:34.92 [8] (0:11.37)	0:23.55 [6] (0:11.61)	0:11.94 [6] (0:11.94)								
Average Speed [km/h]	52.6	65.7	67.6	63.9	62.4	60.4								
Top Speed [km/h]	62.8	67.2	68.4	65.9	63.8	62.6								
Avg. Dist. to Rail [m]	2.4	1.9	1.6	1.4	5.5	6.2								
Avg. Stride Freq. [Hz]	2.3	2.5	2.5	2.4	2.4	2.4								
Avg. Stride Length [m]	6.1	6.3	6.9	6.6	7.0	6.9								



[] Ranking at each section and finish
- - - - No data available at this section
NA No data available



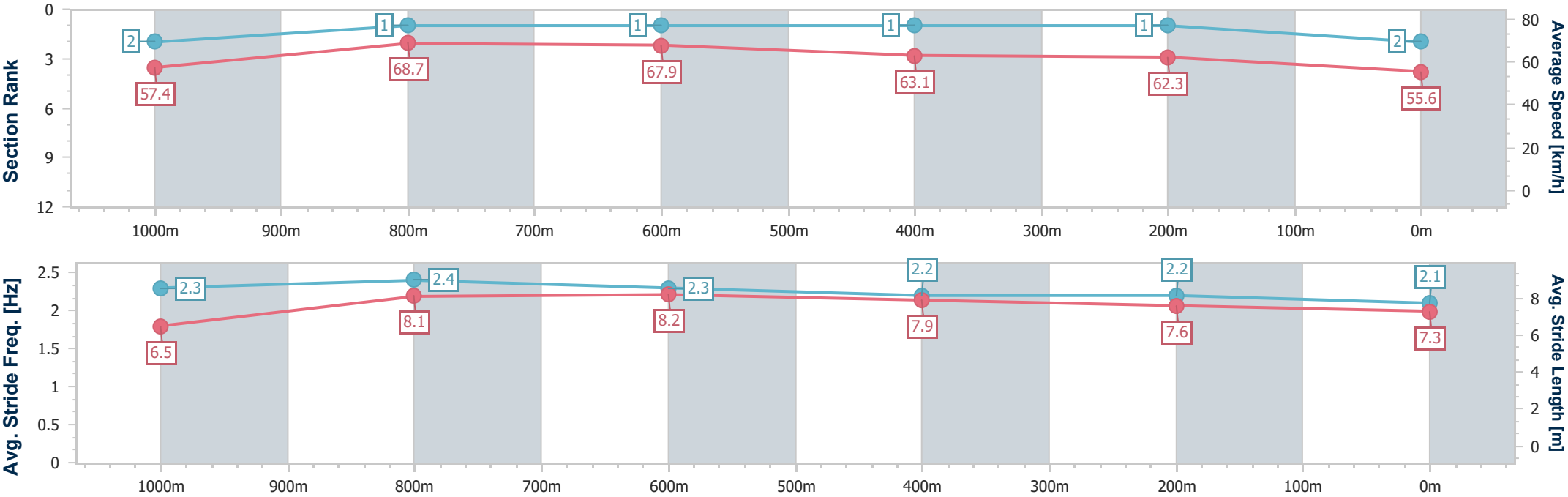
Horse/Jockey Name	Who Asked Zou
Final Rank	2
Fastest Section Time (Section)	0:06.28 (Overall)
Top Speed [km/h] (Section)	70.0 (1000m)
Race State	Finished



MackayProfessional
Race 3: Book Function Centre for Functions QTIS Three-Years-
Old Maiden Handicap - 1100m
13 February 2026 - 14:06
Track Rating: Good 4, Weather: Overcast, Rail Position: True



Section	Overall	1000m	800m	600m	400m	200m							
Section Times	1:03.50 [2] (0:06.28)	0:57.22 [2] (0:10.53)	0:46.69 [1] (0:10.65)	0:36.04 [1] (0:11.53)	0:24.51 [1] (0:11.58)	0:12.93 [1] (0:12.93)							
Average Speed [km/h]	57.4	68.7	67.9	63.1	62.3	55.6							
Top Speed [km/h]	65.0	70.0	69.6	65.5	65.1	59.7							
Avg. Dist. to Rail [m]	8.9	2.4	1.3	1.2	1.0	0.9							
Avg. Stride Freq. [Hz]	2.3	2.4	2.3	2.2	2.2	2.1							
Avg. Stride Length [m]	6.5	8.1	8.2	7.9	7.6	7.3							





Horse/Jockey Name	Belvedere Miss
Final Rank	2
Fastest Section Time (Section)	0:06.60 (Overall)
Top Speed [km/h] (Section)	68.4 (1000m)
Race State	Finished



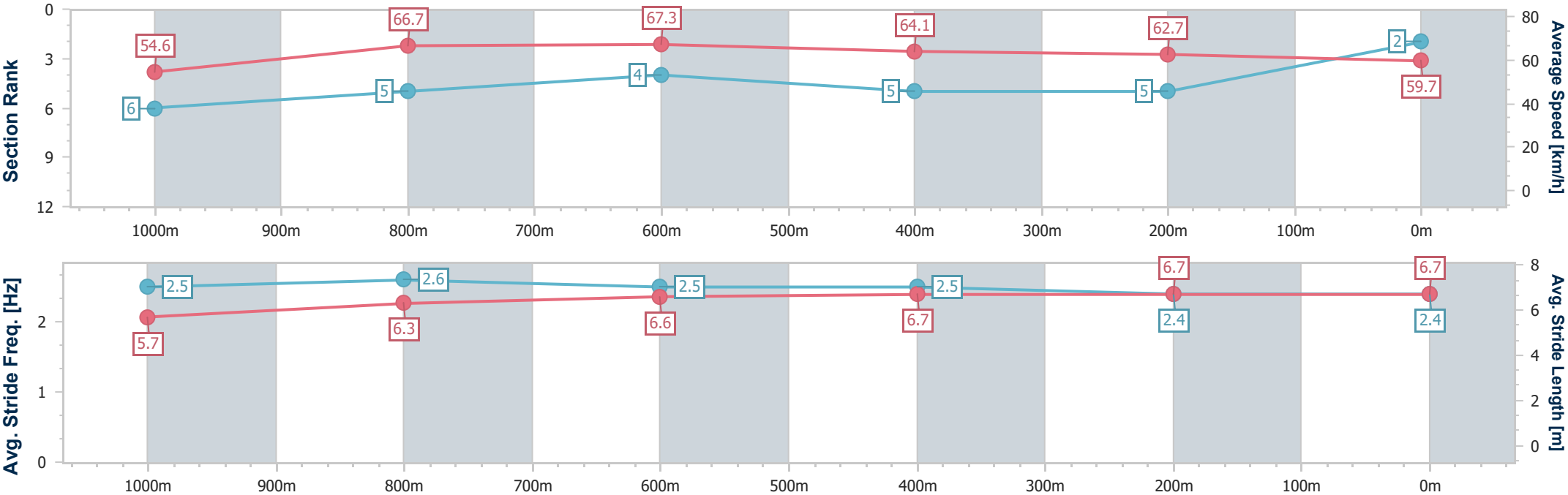
MackayProfessional
Race 3: Book Function Centre for Functions QTIS Three-Years-
Old Maiden Handicap - 1100m

13 February 2026 - 14:06

Track Rating: Good 4, Weather: Overcast, Rail Position: True



Section	Overall	1000m	800m	600m	400m	200m							
Section Times	1:03.50 [2] (0:06.60)	0:56.90 [6] (0:10.85)	0:46.05 [5] (0:10.78)	0:35.27 [4] (0:11.61)	0:23.66 [5] (0:11.62)	0:12.04 [5] (0:12.04)							
Average Speed [km/h]	54.6	66.7	67.3	64.1	62.7	59.7							
Top Speed [km/h]	63.4	68.4	68.1	65.4	63.5	62.1							
Avg. Dist. to Rail [m]	3.0	1.2	2.6	4.3	5.9	4.5							
Avg. Stride Freq. [Hz]	2.5	2.6	2.5	2.5	2.4	2.4							
Avg. Stride Length [m]	5.7	6.3	6.6	6.7	6.7	6.7							





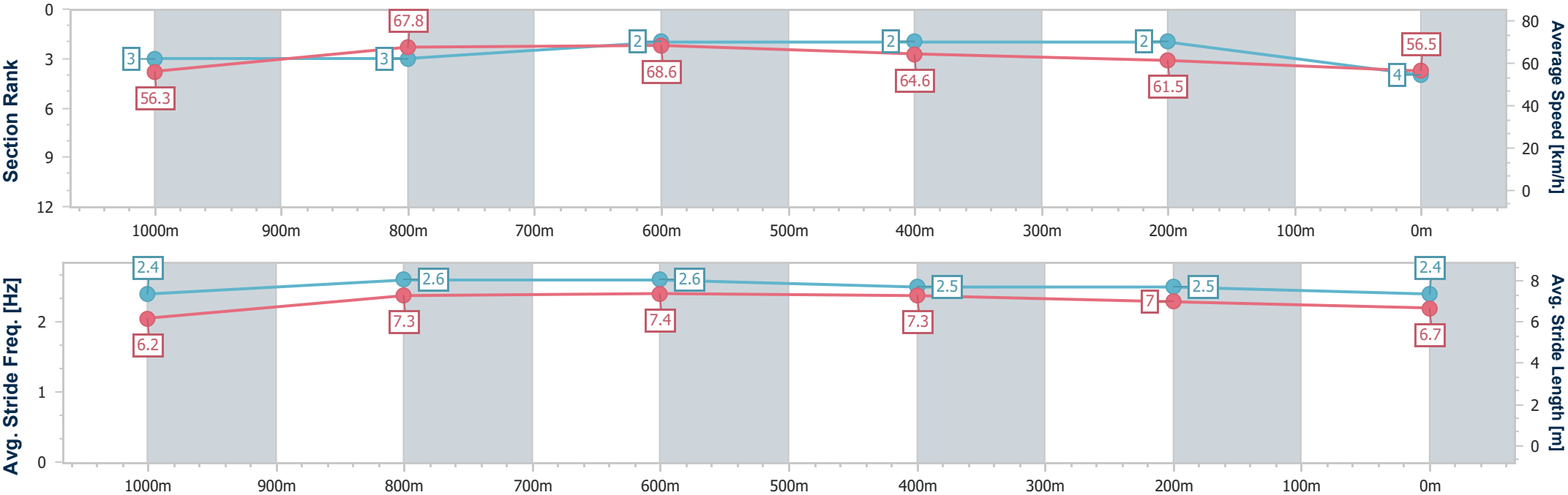
Horse/Jockey Name	Milk Maid
Final Rank	4
Fastest Section Time (Section)	0:06.40 (Overall)
Top Speed [km/h] (Section)	70.7 (1000m)
Race State	Finished



MackayProfessional
Race 3: Book Function Centre for Functions QTIS Three-Years-
Old Maiden Handicap - 1100m
13 February 2026 - 14:06
Track Rating: Good 4, Weather: Overcast, Rail Position: True



Section	Overall	1000m	800m	600m	400m	200m							
Section Times	1:03.60 [4] (0:06.40)	0:57.20 [3] (0:10.76)	0:46.44 [3] (0:10.58)	0:35.86 [2] (0:11.38)	0:24.48 [2] (0:11.75)	0:12.73 [2] (0:12.73)							
Average Speed [km/h]	56.3	67.8	68.6	64.6	61.5	56.5							
Top Speed [km/h]	63.5	70.7	70.5	66.1	63.4	60.8							
Avg. Dist. to Rail [m]	5.3	3.2	3.5	2.6	3.0	2.4							
Avg. Stride Freq. [Hz]	2.4	2.6	2.6	2.5	2.5	2.4							
Avg. Stride Length [m]	6.2	7.3	7.4	7.3	7.0	6.7							





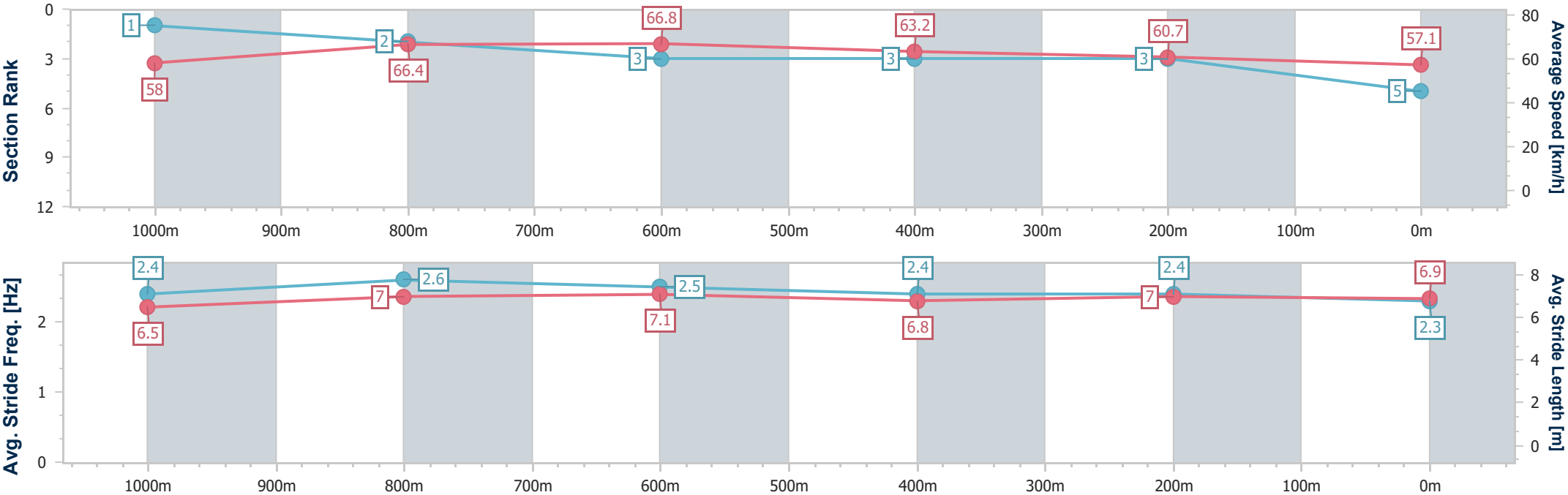
Horse/Jockey Name	Outcry
Final Rank	5
Fastest Section Time (Section)	0:06.23 (Overall)
Top Speed [km/h] (Section)	68.1 (1000m)
Race State	Finished



MackayProfessional
Race 3: Book Function Centre for Functions QTIS Three-Years-
Old Maiden Handicap - 1100m
13 February 2026 - 14:06
Track Rating: Good 4, Weather: Overcast, Rail Position: True



Section	Overall	1000m	800m	600m	400m	200m							
Section Times	1:03.70 [5] (0:06.23)	0:57.47 [1] (0:10.81)	0:46.66 [2] (0:10.80)	0:35.86 [3] (0:11.40)	0:24.46 [3] (0:11.86)	0:12.60 [3] (0:12.60)							
Average Speed [km/h]	58.0	66.4	66.8	63.2	60.7	57.1							
Top Speed [km/h]	63.2	68.1	67.8	66.1	61.9	59.7							
Avg. Dist. to Rail [m]	6.1	0.8	0.4	0.5	2.3	3.0							
Avg. Stride Freq. [Hz]	2.4	2.6	2.5	2.4	2.4	2.3							
Avg. Stride Length [m]	6.5	7.0	7.1	6.8	7.0	6.9							





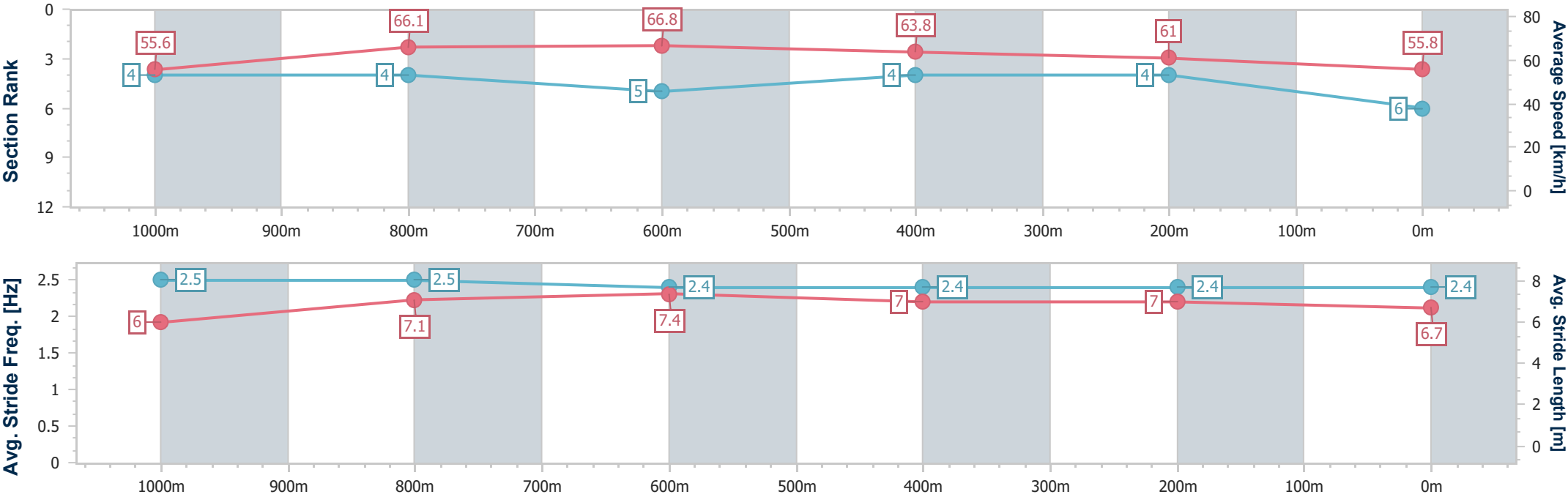
Horse/Jockey Name	Van Der Woodsen
Final Rank	6
Fastest Section Time (Section)	0:06.48 (Overall)
Top Speed [km/h] (Section)	68.4 (1000m)
Race State	Finished



MackayProfessional
Race 3: Book Function Centre for Functions QTIS Three-Years-
Old Maiden Handicap - 1100m
13 February 2026 - 14:06
Track Rating: Good 4, Weather: Overcast, Rail Position: True



Section	Overall	1000m	800m	600m	400m	200m							
Section Times	1:04.30 [6] (0:06.48)	0:57.82 [4] (0:10.93)	0:46.89 [4] (0:10.90)	0:35.99 [5] (0:11.32)	0:24.67 [4] (0:11.79)	0:12.88 [4] (0:12.88)							
Average Speed [km/h]	55.6	66.1	66.8	63.8	61.0	55.8							
Top Speed [km/h]	62.5	68.4	68.0	65.1	62.3	59.5							
Avg. Dist. to Rail [m]	3.3	1.0	2.6	0.6	3.0	6.3							
Avg. Stride Freq. [Hz]	2.5	2.5	2.4	2.4	2.4	2.4							
Avg. Stride Length [m]	6.0	7.1	7.4	7.0	7.0	6.7							





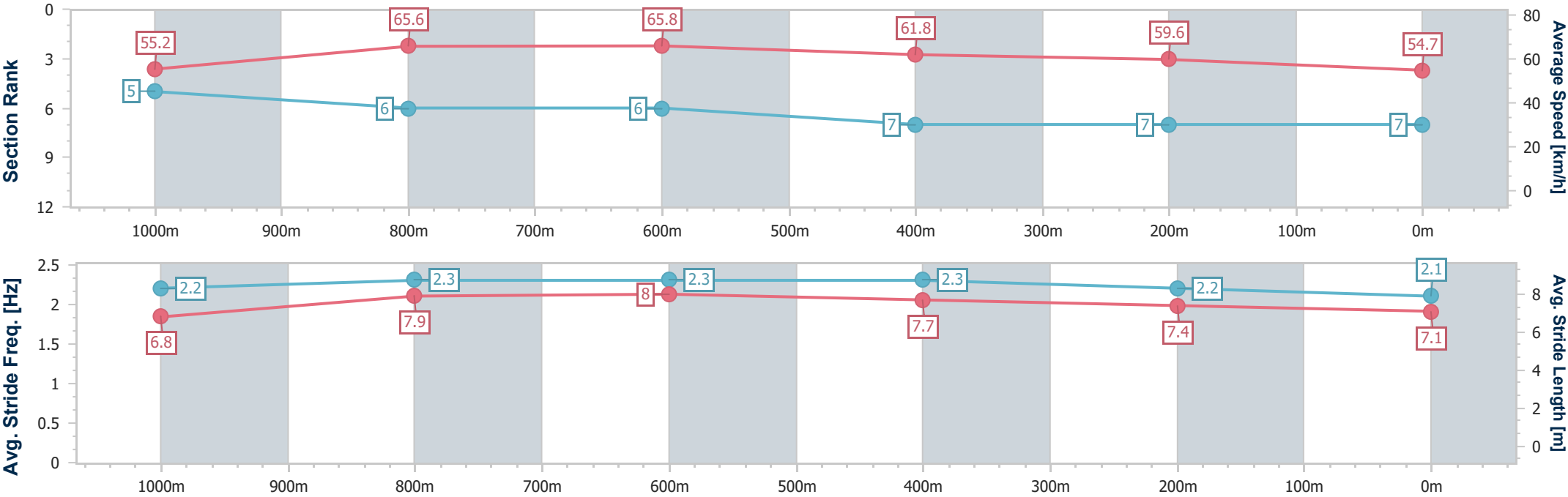
Horse/Jockey Name	Better Storm
Final Rank	7
Fastest Section Time (Section)	0:06.52 (Overall)
Top Speed [km/h] (Section)	67.6 (800m)
Race State	Finished



MackayProfessional
Race 3: Book Function Centre for Functions QTIS Three-Years-
Old Maiden Handicap - 1100m
13 February 2026 - 14:06
Track Rating: Good 4, Weather: Overcast, Rail Position: True



Section	Overall	1000m	800m	600m	400m	200m							
Section Times	1:05.20 [7] (0:06.52)	0:58.68 [5] (0:11.01)	0:47.67 [6] (0:10.94)	0:36.73 [6] (0:11.51)	0:25.22 [7] (0:12.07)	0:13.15 [7] (0:13.15)							
Average Speed [km/h]	55.2	65.6	65.8	61.8	59.6	54.7							
Top Speed [km/h]	62.5	67.6	67.6	64.2	61.0	57.8							
Avg. Dist. to Rail [m]	2.2	0.7	0.7	1.3	1.0	1.6							
Avg. Stride Freq. [Hz]	2.2	2.3	2.3	2.3	2.2	2.1							
Avg. Stride Length [m]	6.8	7.9	8.0	7.7	7.4	7.1							





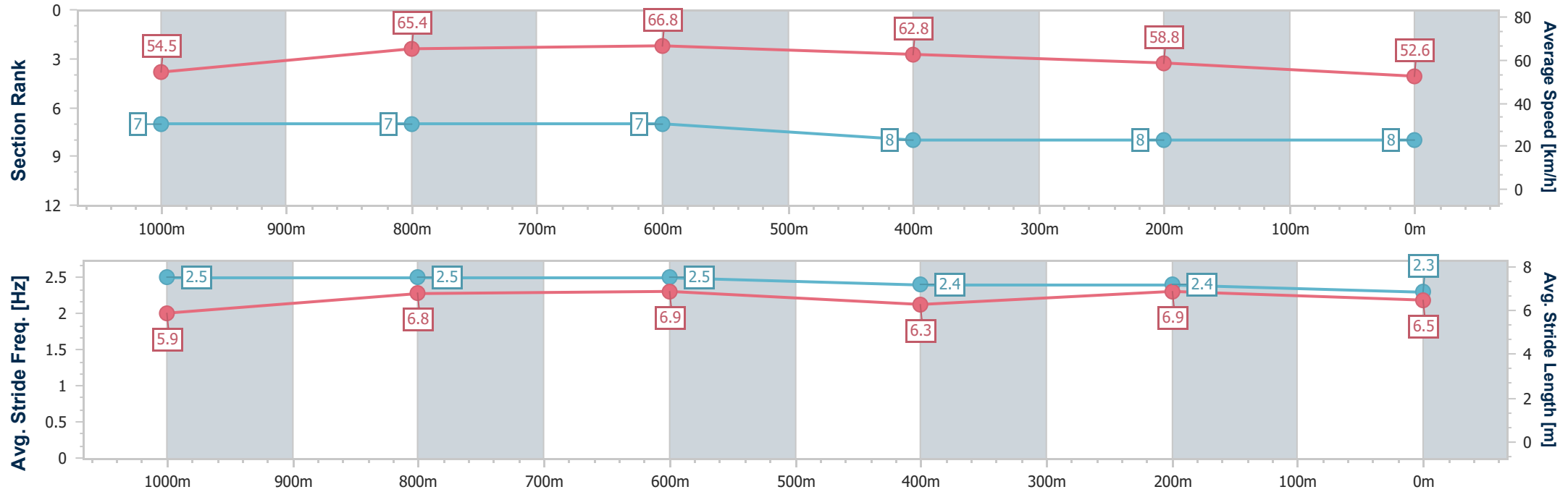
Horse/Jockey Name	Frosty Queen
Final Rank	8
Fastest Section Time (Section)	0:06.62 (Overall)
Top Speed [km/h] (Section)	68.4 (800m)
Race State	Finished



MackayProfessional
Race 3: Book Function Centre for Functions QTIS Three-Years-
Old Maiden Handicap - 1100m
13 February 2026 - 14:06
Track Rating: Good 4, Weather: Overcast, Rail Position: True



Section	Overall	1000m	800m	600m	400m	200m							
Section Times	1:06.30 [8] (0:06.62)	0:59.68 [7] (0:11.06)	0:48.62 [7] (0:10.83)	0:37.79 [7] (0:11.70)	0:26.09 [8] (0:12.40)	0:13.69 [8] (0:13.69)							
Average Speed [km/h]	54.5	65.4	66.8	62.8	58.8	52.6							
Top Speed [km/h]	60.8	68.3	68.4	65.1	61.6	56.2							
Avg. Dist. to Rail [m]	6.8	1.7	1.6	2.9	5.9	5.4							
Avg. Stride Freq. [Hz]	2.5	2.5	2.5	2.4	2.4	2.3							
Avg. Stride Length [m]	5.9	6.8	6.9	6.3	6.9	6.5							





MackayProfessional

Race 4: Ladbrokes Mega Multi Handicap - 1100m

13 February 2026 - 14:44



MACKAY TURF CLUB
Ooralea Racecourse

Track Rating: Good 4, Weather: Overcast, Rail Position: True

Section						Overall	1000m	800m	600m	400m	200m	Last 600m		
Field Times						1:03.82 (0:07.80)	0:56.02 (0:11.21)	0:44.81 (0:10.85)	0:33.96 (0:11.12)	0:22.84 (0:11.24)	0:11.60 (0:11.60)	0:33.96		
Rank	TAB	Horse/Jockey	Barrier	Top Speed [km/h]	Fastest Section							Margin	Distance Travelled [m]	
1	3	PIPISTRELLE	6	68.2	0:08.46	1:03.82 [1]	0:55.36 [5]	0:44.23 [5]	0:33.34 [5]	0:22.35 [4]	0:11.47 [2]	1:03.82	0:33.34	
		McKenzie Apel		400m	Overall	(0:08.46)	(0:11.13)	(0:10.89)	(0:10.99)	(0:10.88)	(0:11.47)			
2	7	ANSWERING	2	67.5	0:07.97	1:03.85 [2]	0:55.88 [2]	0:44.66 [2]	0:33.79 [2]	0:22.75 [2]	0:11.63 [1]	0.16L	0:33.79	-6
		Sean Cormack		800m	Overall	(0:07.97)	(0:11.22)	(0:10.87)	(0:11.04)	(0:11.12)	(0:11.63)			
3	6	RUBUNKAR	1	66.8	0:07.80	1:04.68 [3]	0:56.88 [1]	0:45.67 [1]	0:34.82 [1]	0:23.70 [1]	0:12.27 [3]	5.08L	0:34.82	-7
		Chris McIver		800m	Overall	(0:07.80)	(0:11.21)	(0:10.85)	(0:11.12)	(0:11.43)	(0:12.27)			
4	4	JOURNALISM	4	66.9	0:08.59	1:04.79 [4]	0:56.20 [6]	0:45.06 [6]	0:34.23 [6]	0:23.23 [6]	0:11.88 [5]	5.73L	0:34.23	-8
		Adam Sewell		800m	Overall	(0:08.59)	(0:11.14)	(0:10.83)	(0:11.00)	(0:11.35)	(0:11.88)			
5	8	KAHAYLAAN	5	67.8	0:08.22	1:04.94 [5]	0:56.72 [4]	0:45.54 [3]	0:34.67 [3]	0:23.44 [5]	0:11.96 [6]	6.56L	0:34.67	-1
		Fiona Sandkuhl		800m	Overall	(0:08.22)	(0:11.18)	(0:10.87)	(0:11.23)	(0:11.48)	(0:11.96)			
6	9	TORERA	3	67.4	0:08.18	1:04.95 [6]	0:56.77 [3]	0:45.53 [4]	0:34.64 [4]	0:23.61 [3]	0:12.19 [4]	6.64L	0:34.64	-8
		Olivia Kendal		800m	Overall	(0:08.18)	(0:11.24)	(0:10.89)	(0:11.03)	(0:11.42)	(0:12.19)			

Scratched: Flying Shamus (#5), Early Fusion (#2), Master Montaro (#1)



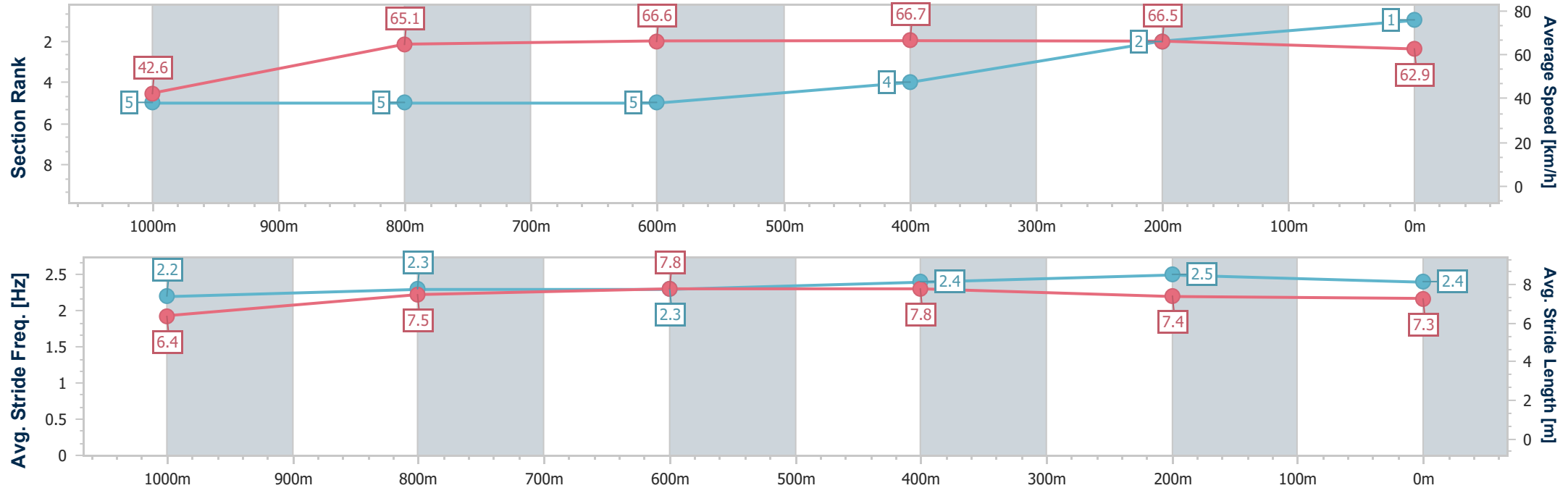
Horse/Jockey Name	Pipistrelle
Final Rank	1
Fastest Section Time (Section)	0:08.46 (Overall)
Top Speed [km/h] (Section)	68.2 (400m)
Race State	Finished



MackayProfessional
Race 4: Ladbroke's Mega Multi Handicap - 1100m
13 February 2026 - 14:44
Track Rating: Good 4, Weather: Overcast, Rail Position: True



Section	Overall	1000m	800m	600m	400m	200m							
Section Times	1:03.82 [1] (0:08.46)	0:55.36 [5] (0:11.13)	0:44.23 [5] (0:10.89)	0:33.34 [5] (0:10.99)	0:22.35 [4] (0:10.88)	0:11.47 [2] (0:11.47)							
Average Speed [km/h]	42.6	65.1	66.6	66.7	66.5	62.9							
Top Speed [km/h]	60.5	66.6	67.0	67.5	68.2	66.6							
Avg. Dist. to Rail [m]	5.8	2.0	1.8	2.4	4.4	5.3							
Avg. Stride Freq. [Hz]	2.2	2.3	2.3	2.4	2.5	2.4							
Avg. Stride Length [m]	6.4	7.5	7.8	7.8	7.4	7.3							





Horse/Jockey Name	Answering
Final Rank	2
Fastest Section Time (Section)	0:07.97 (Overall)
Top Speed [km/h] (Section)	67.5 (800m)
Race State	Finished



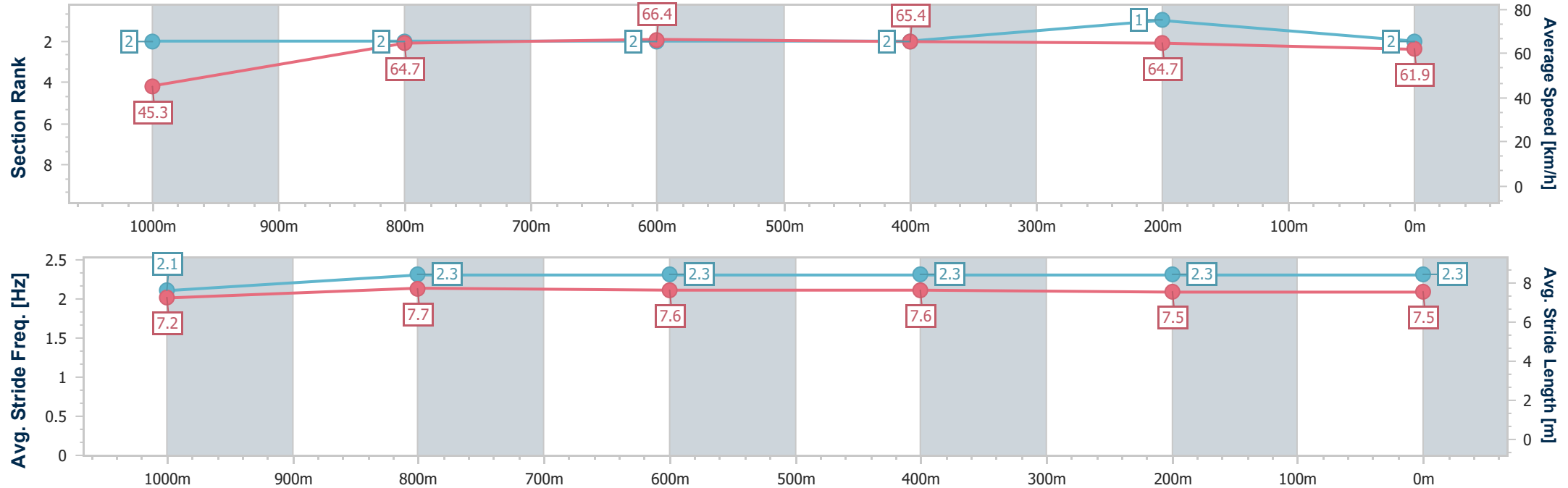
MackayProfessional
Race 4: Ladbroke's Mega Multi Handicap - 1100m

13 February 2026 - 14:44

Track Rating: Good 4, Weather: Overcast, Rail Position: True



Section	Overall	1000m	800m	600m	400m	200m							
Section Times	1:03.85 [2] (0:07.97)	0:55.88 [2] (0:11.22)	0:44.66 [2] (0:10.87)	0:33.79 [2] (0:11.04)	0:22.75 [2] (0:11.12)	0:11.63 [1] (0:11.63)							
Average Speed [km/h]	45.3	64.7	66.4	65.4	64.7	61.9							
Top Speed [km/h]	60.4	67.1	67.5	66.2	65.3	64.1							
Avg. Dist. to Rail [m]	3.2	1.6	1.2	0.3	1.5	1.9							
Avg. Stride Freq. [Hz]	2.1	2.3	2.3	2.3	2.3	2.3							
Avg. Stride Length [m]	7.2	7.7	7.6	7.6	7.5	7.5							



[] Ranking at each section and finish
- - - - No data available at this section
NA No data available



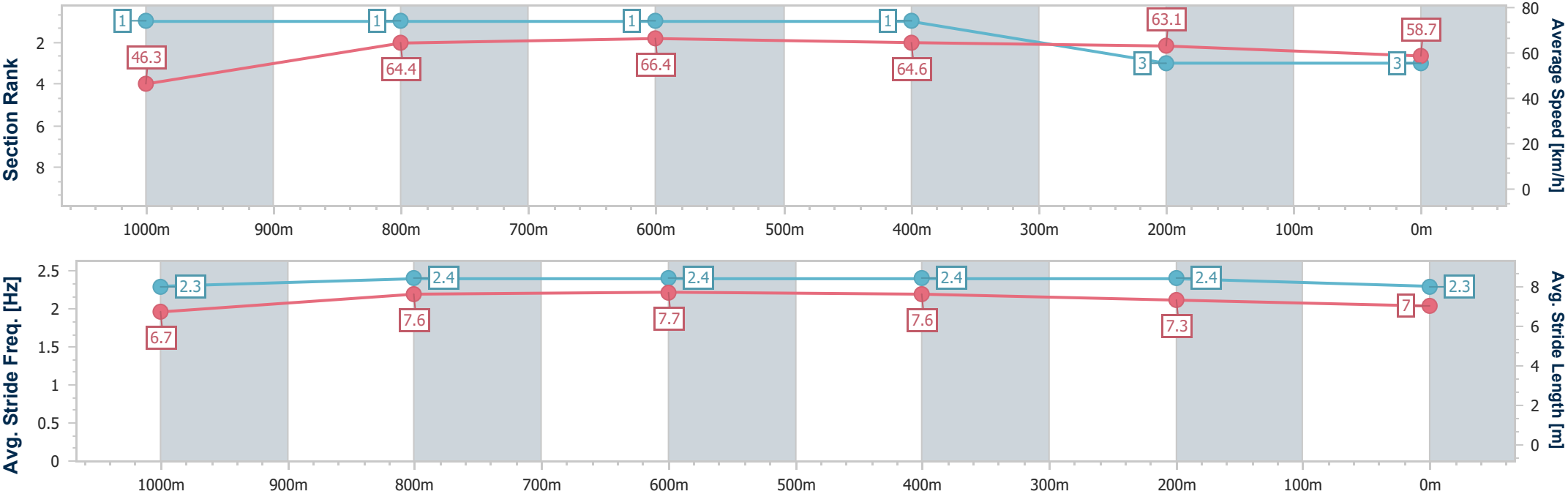
Horse/Jockey Name	Rubunkar
Final Rank	3
Fastest Section Time (Section)	0:07.80 (Overall)
Top Speed [km/h] (Section)	66.8 (800m)
Race State	Finished



MackayProfessional
Race 4: Ladbrokes Mega Multi Handicap - 1100m
13 February 2026 - 14:44
Track Rating: Good 4, Weather: Overcast, Rail Position: True



Section	Overall	1000m	800m	600m	400m	200m							
Section Times	1:04.68 [3] (0:07.80)	0:56.88 [1] (0:11.21)	0:45.67 [1] (0:10.85)	0:34.82 [1] (0:11.12)	0:23.70 [1] (0:11.43)	0:12.27 [3] (0:12.27)							
Average Speed [km/h]	46.3	64.4	66.4	64.6	63.1	58.7							
Top Speed [km/h]	60.5	66.4	66.8	65.3	64.2	62.9							
Avg. Dist. to Rail [m]	1.6	0.9	0.7	0.2	0.6	0.6							
Avg. Stride Freq. [Hz]	2.3	2.4	2.4	2.4	2.4	2.3							
Avg. Stride Length [m]	6.7	7.6	7.7	7.6	7.3	7.0							





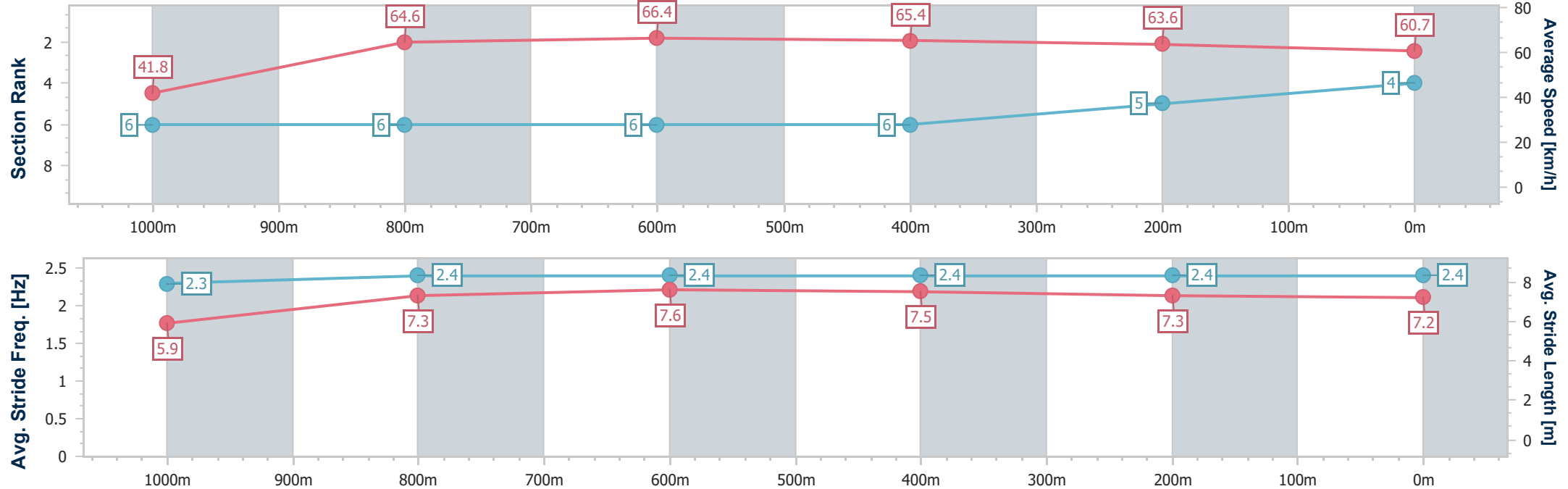
Horse/Jockey Name	Journalism
Final Rank	4
Fastest Section Time (Section)	0:08.59 (Overall)
Top Speed [km/h] (Section)	66.9 (800m)
Race State	Finished



MackayProfessional
Race 4: Ladbroke's Mega Multi Handicap - 1100m
13 February 2026 - 14:44
Track Rating: Good 4, Weather: Overcast, Rail Position: True



Section	Overall	1000m	800m	600m	400m	200m							
Section Times	1:04.79 [4] (0:08.59)	0:56.20 [6] (0:11.14)	0:45.06 [6] (0:10.83)	0:34.23 [6] (0:11.00)	0:23.23 [6] (0:11.35)	0:11.88 [5] (0:11.88)							
Average Speed [km/h]	41.8	64.6	66.4	65.4	63.6	60.7							
Top Speed [km/h]	61.7	65.8	66.9	66.1	65.1	63.6							
Avg. Dist. to Rail [m]	2.0	0.4	0.8	1.0	1.6	3.6							
Avg. Stride Freq. [Hz]	2.3	2.4	2.4	2.4	2.4	2.4							
Avg. Stride Length [m]	5.9	7.3	7.6	7.5	7.3	7.2							





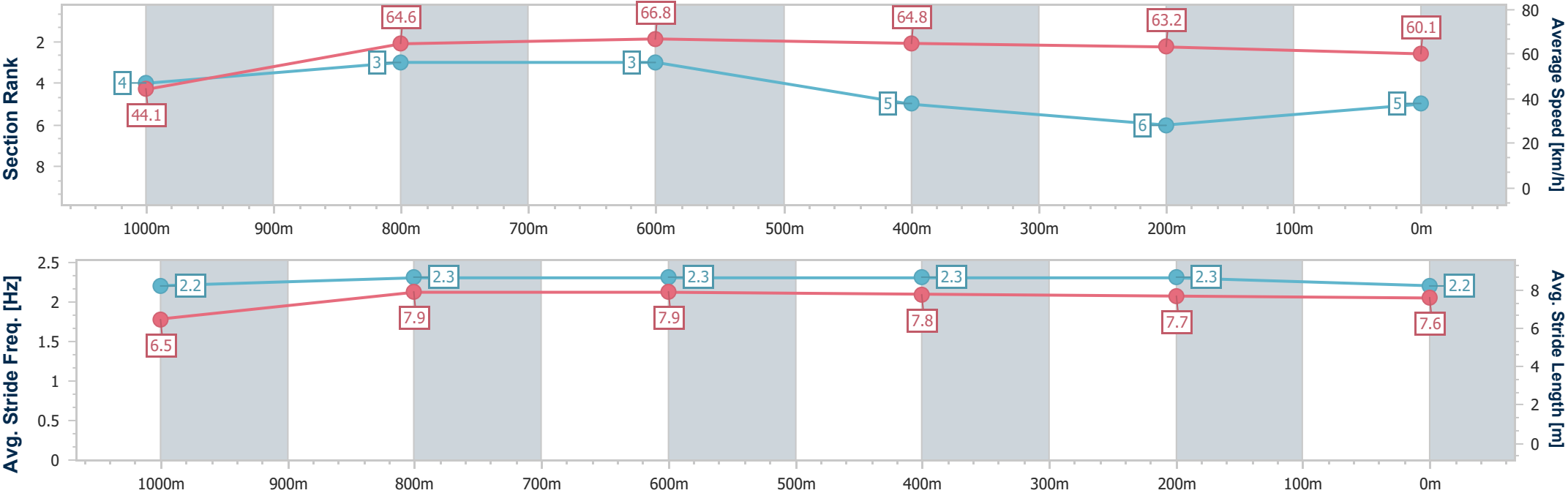
Horse/Jockey Name	Kahaylaan
Final Rank	5
Fastest Section Time (Section)	0:08.22 (Overall)
Top Speed [km/h] (Section)	67.8 (800m)
Race State	Finished



MackayProfessional
Race 4: Ladbrokes Mega Multi Handicap - 1100m
13 February 2026 - 14:44
Track Rating: Good 4, Weather: Overcast, Rail Position: True



Section	Overall	1000m	800m	600m	400m	200m							
Section Times	1:04.94 [5] (0:08.22)	0:56.72 [4] (0:11.18)	0:45.54 [3] (0:10.87)	0:34.67 [3] (0:11.23)	0:23.44 [5] (0:11.48)	0:11.96 [6] (0:11.96)							
Average Speed [km/h]	44.1	64.6	66.8	64.8	63.2	60.1							
Top Speed [km/h]	61.5	66.7	67.8	66.4	64.0	63.2							
Avg. Dist. to Rail [m]	5.2	1.8	1.5	1.9	3.3	5.5							
Avg. Stride Freq. [Hz]	2.2	2.3	2.3	2.3	2.3	2.2							
Avg. Stride Length [m]	6.5	7.9	7.9	7.8	7.7	7.6							





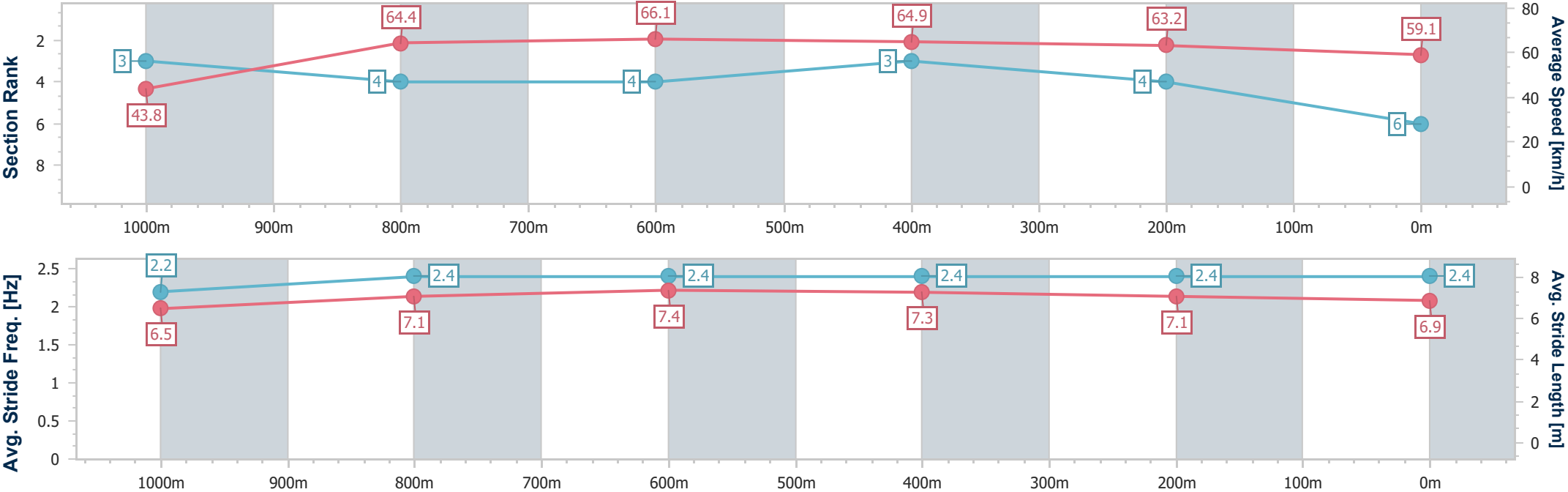
Horse/Jockey Name	Torera
Final Rank	6
Fastest Section Time (Section)	0:08.18 (Overall)
Top Speed [km/h] (Section)	67.4 (800m)
Race State	Finished



MackayProfessional
Race 4: Ladbroke's Mega Multi Handicap - 1100m
13 February 2026 - 14:44
Track Rating: Good 4, Weather: Overcast, Rail Position: True



Section	Overall	1000m	800m	600m	400m	200m							
Section Times	1:04.95 [6] (0:08.18)	0:56.77 [3] (0:11.24)	0:45.53 [4] (0:10.89)	0:34.64 [4] (0:11.03)	0:23.61 [3] (0:11.42)	0:12.19 [4] (0:12.19)							
Average Speed [km/h]	43.8	64.4	66.1	64.9	63.2	59.1							
Top Speed [km/h]	60.1	65.1	67.4	65.6	64.6	62.6							
Avg. Dist. to Rail [m]	4.0	0.9	0.7	0.6	0.7	2.0							
Avg. Stride Freq. [Hz]	2.2	2.4	2.4	2.4	2.4	2.4							
Avg. Stride Length [m]	6.5	7.1	7.4	7.3	7.1	6.9							





MackayProfessional

Race 5: Book for Amateur Cup Sat 23rd May 0 - 55 Handicap - 1100m

13 February 2026 - 15:24



MACKAY TURF CLUB
Ooralea Racecourse

Track Rating: Good 4, Weather: Overcast, Rail Position: True

Section						Overall	1000m	800m	600m	400m	200m	Last 600m		
Field Times						1:04.14 (0:07.83)	0:56.31 (0:10.56)	0:45.75 (0:10.73)	0:35.02 (0:11.34)	0:23.68 (0:11.85)	0:11.83 (0:11.83)	0:35.02		
Rank	TAB	Horse/Jockey	Barrier	Top Speed [km/h]	Fastest Section							Margin	Distance Travelled [m]	
1	12	LOOMING LEGEND	1	69.0	0:07.95	1:04.14 [1]	0:56.19 [5]	0:45.18 [6]	0:34.45 [7]	0:23.11 [5]	0:11.75 [4]	1:04.14	0:34.45	
		Adam Sewell		800m	Overall	(0:07.95)	(0:11.01)	(0:10.73)	(0:11.34)	(0:11.36)	(0:11.75)			
2	8	LITTLE PINKER	3	69.1	0:07.83	1:04.28 [2]	0:56.45 [1]	0:45.49 [4]	0:34.77 [3]	0:23.39 [3]	0:11.92 [3]	0.83L	0:34.77	-2
		Ryan Wiggins		800m	Overall	(0:07.83)	(0:10.96)	(0:10.72)	(0:11.38)	(0:11.47)	(0:11.92)			
3	11	MARELLITY	5	70.7	0:07.91	1:04.29 [3]	0:56.38 [4]	0:45.53 [2]	0:34.98 [2]	0:23.48 [2]	0:11.98 [1]	0.88L	0:34.98	+5
		Sean Cormack		800m	Overall	(0:07.91)	(0:10.85)	(0:10.55)	(0:11.50)	(0:11.50)	(0:11.98)			
4	7	BUBBLES'N'FROTH	6	68.9	0:08.51	1:04.39 [4]	0:55.88 [11]	0:45.15 [9]	0:34.49 [9]	0:23.17 [8]	0:11.77 [5]	1.47L	0:34.49	-3
		Nathan Thomas		1000m	Overall	(0:08.51)	(0:10.73)	(0:10.66)	(0:11.32)	(0:11.40)	(0:11.77)			
5	3	RUM RUMBLE	10	69.1	0:08.11	1:04.48 [5]	0:56.37 [8]	0:45.49 [7]	0:34.76 [8]	0:23.22 [9]	0:11.77 [7]	1.97L	0:34.76	+7
		McKenzie Apel		1000m	Overall	(0:08.11)	(0:10.88)	(0:10.73)	(0:11.54)	(0:11.45)	(0:11.77)			
6	1	BOOM CRUSHER	9	68.7	0:08.22	1:04.87 [6]	0:56.65 [10]	0:45.59 [10]	0:34.76 [11]	0:23.52 [11]	0:12.04 [9]	4.28L	0:34.76	+3
		Wanderson D'Avila		800m	Overall	(0:08.22)	(0:11.06)	(0:10.83)	(0:11.24)	(0:11.48)	(0:12.04)			
7	5	RUM RUNNER	2	69.3	0:08.04	1:04.98 [7]	0:56.94 [7]	0:45.98 [8]	0:35.30 [6]	0:23.76 [7]	0:12.22 [8]	4.93L	0:35.30	+2
		Fiona Sandkuhl		800m	Overall	(0:08.04)	(0:10.96)	(0:10.68)	(0:11.54)	(0:11.54)	(0:12.22)			
8	4	POCKET PICKER	4	68.8	0:07.90	1:04.99 [8]	0:57.09 [3]	0:46.22 [3]	0:35.46 [4]	0:23.99 [4]	0:12.36 [6]	4.99L	0:35.46	+2
		Maddie Mankelow		800m	Overall	(0:07.90)	(0:10.87)	(0:10.76)	(0:11.47)	(0:11.63)	(0:12.36)			
9	9	MR DAMAGE	11	70.7	0:07.88	1:05.02 [9]	0:57.14 [2]	0:46.63 [1]	0:35.90 [1]	0:24.56 [1]	0:12.69 [2]	5.19L	0:35.90	+2
		Olivia Kendal		1000m	Overall	(0:07.88)	(0:10.51)	(0:10.73)	(0:11.34)	(0:11.87)	(0:12.69)			
10	10	GRUMPYOLDCOL	7	67.9	0:08.19	1:05.06 [10]	0:56.87 [9]	0:45.77 [11]	0:35.00 [10]	0:23.72 [10]	0:12.12 [10]	5.38L	0:35.00	+1
		Chris McIver		800m	Overall	(0:08.19)	(0:11.10)	(0:10.77)	(0:11.28)	(0:11.60)	(0:12.12)			

Scratched: Nosey Neo (#2)

Report Created: Fri 13 February 2026 15:49 GMT+ (Note: Timing is based on position data)

Page 1/13

[] Ranking at each section and finish
-:-:- No data available at this section
NA No data available

SCN Saddle cloth number
DNF Did not finish
DNT Did not track

data processed by  TRIPLESDATA



MackayProfessional

Race 5: Book for Amateur Cup Sat 23rd May 0 - 55 Handicap - 1100m

13 February 2026 - 15:24



MACKAY TURF CLUB
Ooralea Racecourse

Track Rating: Good 4, Weather: Overcast, Rail Position: True

Section						Overall	1000m	800m	600m	400m	200m	Last 600m		
Field Times						1:04.14 (0:07.83)	0:56.31 (0:10.56)	0:45.75 (0:10.73)	0:35.02 (0:11.34)	0:23.68 (0:11.85)	0:11.83 (0:11.83)	0:35.02		
Rank	TAB	Horse/Jockey	Barrier	Top Speed [km/h]	Fastest Section							Margin	Distance Travelled [m]	
11	6	WHISKEY DANCER	8	69.6	0:07.98	1:05.92 [11]	0:57.94 [6]	0:47.13 [5]	0:36.30 [5]	0:24.74 [6]	0:12.78 [11]	10.43L	0:36.30	+6
		Raul Silvera Olivera		1000m	Overall	(0:07.98)	(0:10.81)	(0:10.83)	(0:11.56)	(0:11.96)	(0:12.78)			

Scratched: Nosey Neo (#2)



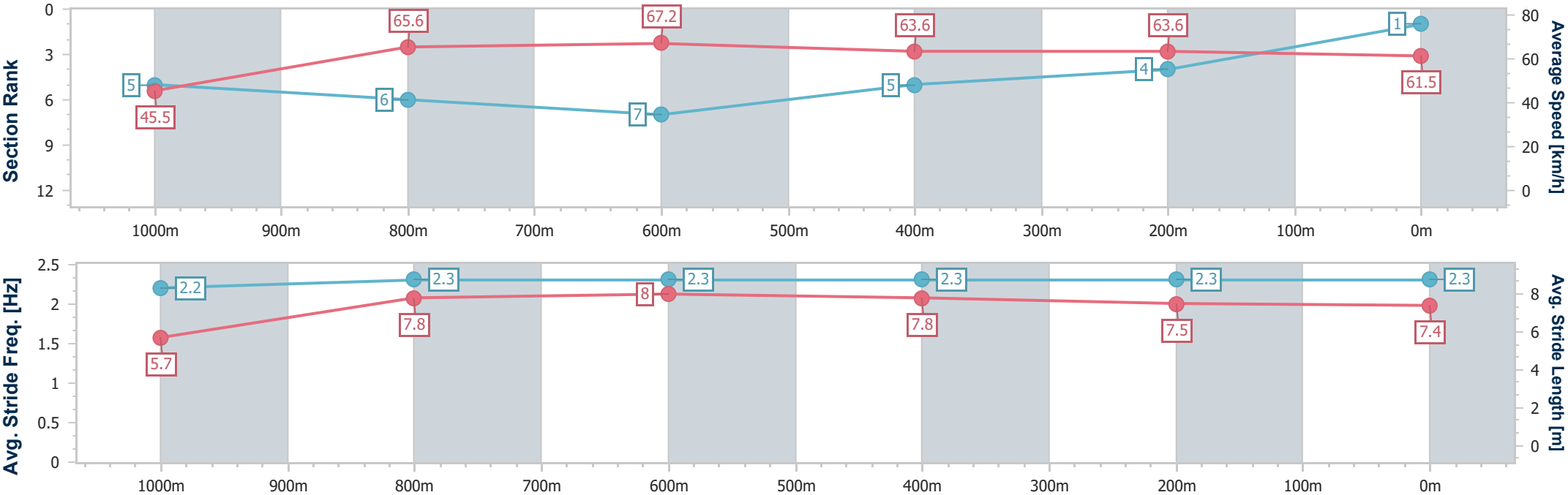
Horse/Jockey Name	Looming Legend
Final Rank	1
Fastest Section Time (Section)	0:07.95 (Overall)
Top Speed [km/h] (Section)	69.0 (800m)
Race State	Finished



MackayProfessional
Race 5: Book for Amateur Cup Sat 23rd May 0 - 55 Handicap - 1100m
13 February 2026 - 15:24
Track Rating: Good 4, Weather: Overcast, Rail Position: True



Section	Overall	1000m	800m	600m	400m	200m								
Section Times	1:04.14 [1] (0:07.95)	0:56.19 [5] (0:11.01)	0:45.18 [6] (0:10.73)	0:34.45 [7] (0:11.34)	0:23.11 [5] (0:11.36)	0:11.75 [4] (0:11.75)								
Average Speed [km/h]	45.5	65.6	67.2	63.6	63.6	61.5								
Top Speed [km/h]	61.4	67.6	69.0	65.9	65.6	63.9								
Avg. Dist. to Rail [m]	2.6	1.2	1.2	0.4	2.7	5.2								
Avg. Stride Freq. [Hz]	2.2	2.3	2.3	2.3	2.3	2.3								
Avg. Stride Length [m]	5.7	7.8	8.0	7.8	7.5	7.4								





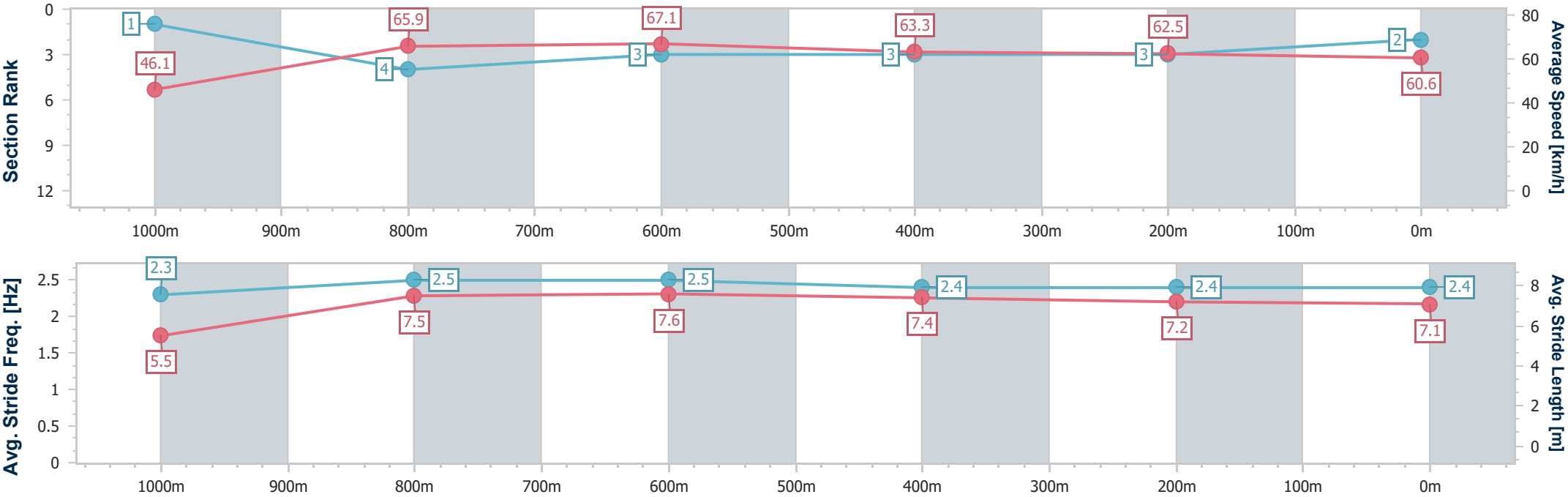
Horse/Jockey Name	Little Pinker
Final Rank	2
Fastest Section Time (Section)	0:07.83 (Overall)
Top Speed [km/h] (Section)	69.1 (800m)
Race State	Finished



MackayProfessional
Race 5: Book for Amateur Cup Sat 23rd May 0 - 55 Handicap - 1100m
13 February 2026 - 15:24
Track Rating: Good 4, Weather: Overcast, Rail Position: True



Section	Overall	1000m	800m	600m	400m	200m							
Section Times	1:04.28 [2] (0:07.83)	0:56.45 [1] (0:10.96)	0:45.49 [4] (0:10.72)	0:34.77 [3] (0:11.38)	0:23.39 [3] (0:11.47)	0:11.92 [3] (0:11.92)							
Average Speed [km/h]	46.1	65.9	67.1	63.3	62.5	60.6							
Top Speed [km/h]	63.5	67.5	69.1	64.6	64.2	63.0							
Avg. Dist. to Rail [m]	3.8	1.2	0.4	0.3	1.1	2.1							
Avg. Stride Freq. [Hz]	2.3	2.5	2.5	2.4	2.4	2.4							
Avg. Stride Length [m]	5.5	7.5	7.6	7.4	7.2	7.1							





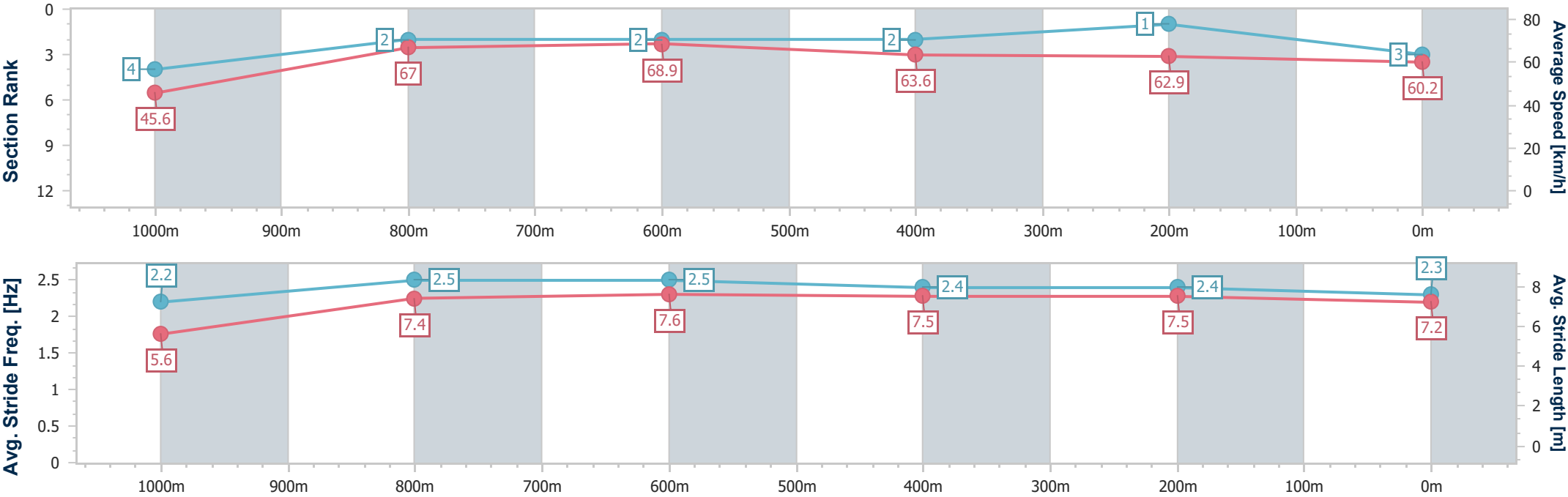
Horse/Jockey Name	Marellity
Final Rank	3
Fastest Section Time (Section)	0:07.91 (Overall)
Top Speed [km/h] (Section)	70.7 (800m)
Race State	Finished



MackayProfessional
Race 5: Book for Amateur Cup Sat 23rd May 0 - 55 Handicap - 1100m
13 February 2026 - 15:24
Track Rating: Good 4, Weather: Overcast, Rail Position: True



Section	Overall	1000m	800m	600m	400m	200m							
Section Times	1:04.29 [3] (0:07.91)	0:56.38 [4] (0:10.85)	0:45.53 [2] (0:10.55)	0:34.98 [2] (0:11.50)	0:23.48 [2] (0:11.50)	0:11.98 [1] (0:11.98)							
Average Speed [km/h]	45.6	67.0	68.9	63.6	62.9	60.2							
Top Speed [km/h]	63.2	69.5	70.7	66.2	64.5	62.8							
Avg. Dist. to Rail [m]	5.7	3.0	3.6	2.3	2.2	3.0							
Avg. Stride Freq. [Hz]	2.2	2.5	2.5	2.4	2.4	2.3							
Avg. Stride Length [m]	5.6	7.4	7.6	7.5	7.5	7.2							





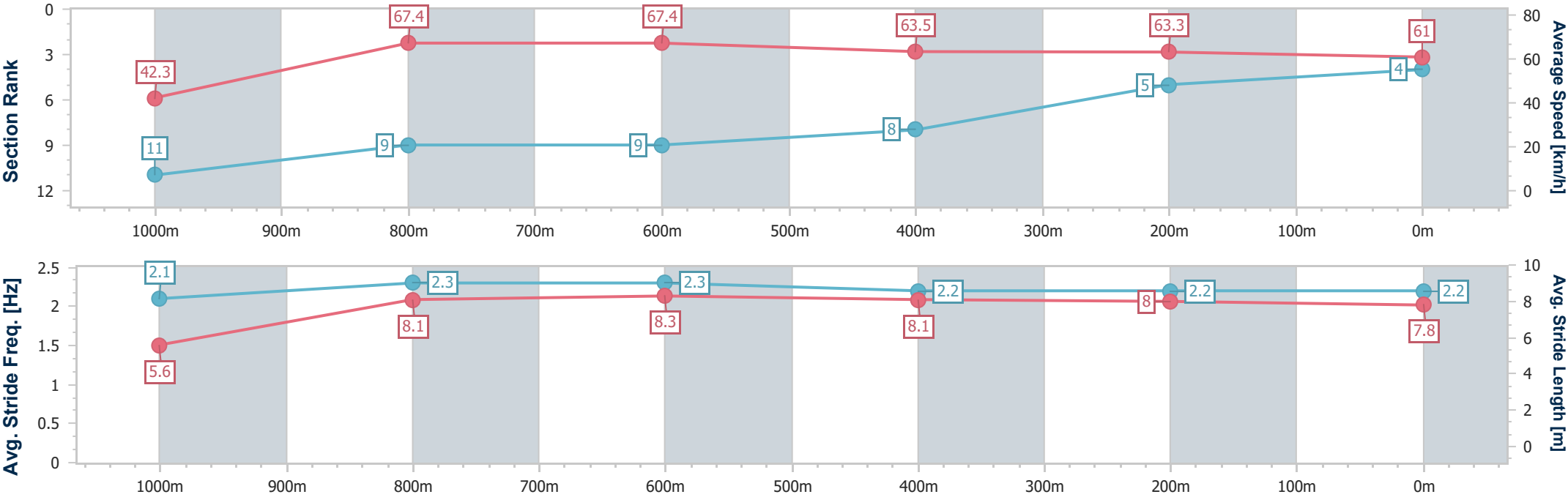
Horse/Jockey Name	Bubbles'n'froth
Final Rank	4
Fastest Section Time (Section)	0:08.51 (Overall)
Top Speed [km/h] (Section)	68.9 (1000m)
Race State	Finished



MackayProfessional
Race 5: Book for Amateur Cup Sat 23rd May 0 - 55 Handicap - 1100m
13 February 2026 - 15:24
Track Rating: Good 4, Weather: Overcast, Rail Position: True



Section	Overall	1000m	800m	600m	400m	200m							
Section Times	1:04.39 [4] (0:08.51)	0:55.88 [11] (0:10.73)	0:45.15 [9] (0:10.66)	0:34.49 [9] (0:11.32)	0:23.17 [8] (0:11.40)	0:11.77 [5] (0:11.77)							
Average Speed [km/h]	42.3	67.4	67.4	63.5	63.3	61.0							
Top Speed [km/h]	62.4	68.9	68.4	65.6	64.2	63.4							
Avg. Dist. to Rail [m]	6.3	0.9	0.3	0.7	2.2	4.0							
Avg. Stride Freq. [Hz]	2.1	2.3	2.3	2.2	2.2	2.2							
Avg. Stride Length [m]	5.6	8.1	8.3	8.1	8.0	7.8							





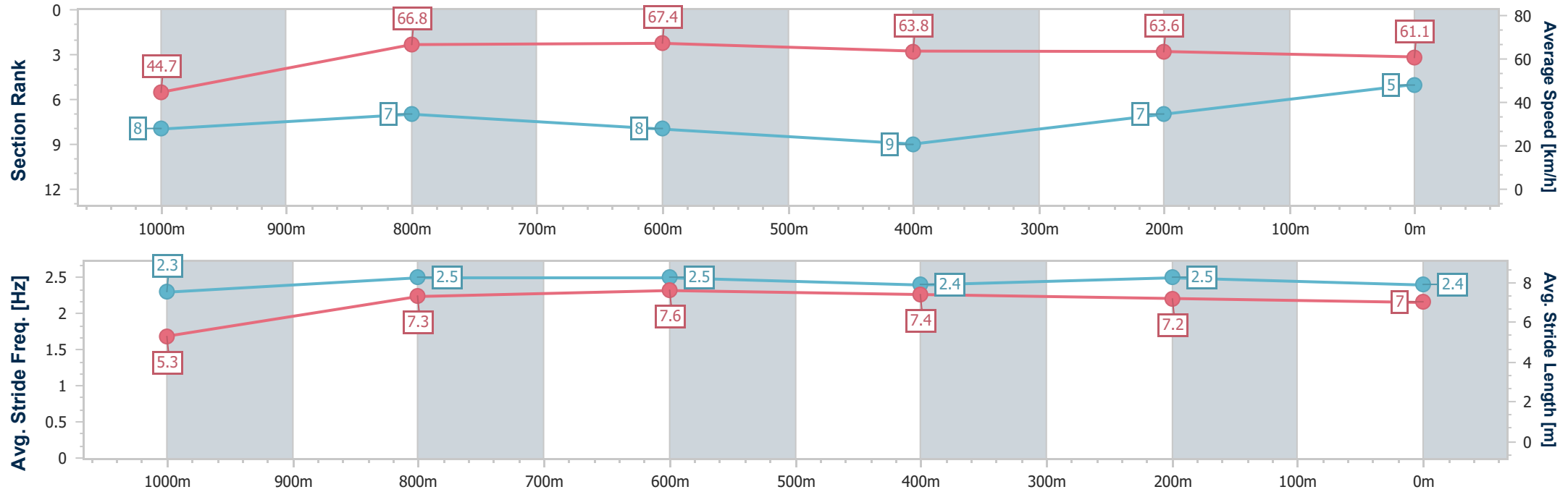
Horse/Jockey Name	Rum Rumble
Final Rank	5
Fastest Section Time (Section)	0:08.11 (Overall)
Top Speed [km/h] (Section)	69.1 (1000m)
Race State	Finished



MackayProfessional
Race 5: Book for Amateur Cup Sat 23rd May 0 - 55 Handicap - 1100m
13 February 2026 - 15:24
Track Rating: Good 4, Weather: Overcast, Rail Position: True



Section	Overall	1000m	800m	600m	400m	200m								
Section Times	1:04.48 [5] (0:08.11)	0:56.37 [8] (0:10.88)	0:45.49 [7] (0:10.73)	0:34.76 [8] (0:11.54)	0:23.22 [9] (0:11.45)	0:11.77 [7] (0:11.77)								
Average Speed [km/h]	44.7	66.8	67.4	63.8	63.6	61.1								
Top Speed [km/h]	63.0	69.1	68.6	66.1	64.6	63.7								
Avg. Dist. to Rail [m]	11.2	3.9	2.2	2.8	5.2	6.7								
Avg. Stride Freq. [Hz]	2.3	2.5	2.5	2.4	2.5	2.4								
Avg. Stride Length [m]	5.3	7.3	7.6	7.4	7.2	7.0								



[] Ranking at each section and finish
-.-.- No data available at this section
NA No data available



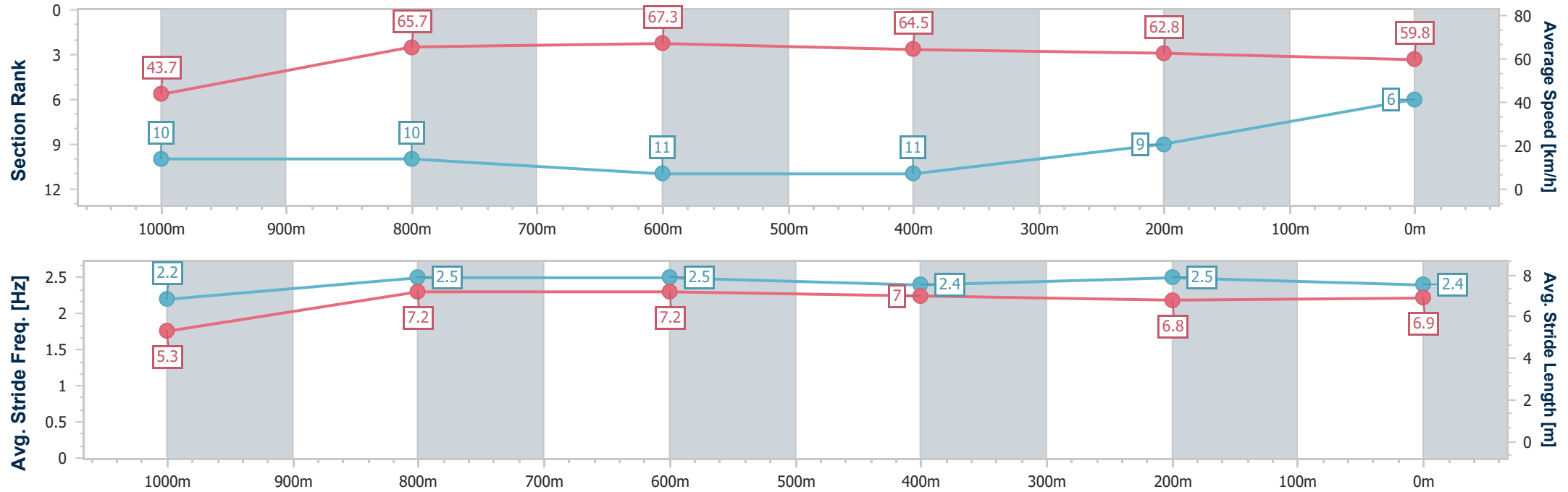
Horse/Jockey Name	Boom Crusher
Final Rank	6
Fastest Section Time (Section)	0:08.22 (Overall)
Top Speed [km/h] (Section)	68.7 (800m)
Race State	Finished



MackayProfessional
Race 5: Book for Amateur Cup Sat 23rd May 0 - 55 Handicap - 1100m
13 February 2026 - 15:24
Track Rating: Good 4, Weather: Overcast, Rail Position: True



Section	Overall	1000m	800m	600m	400m	200m								
Section Times	1:04.87 [6] (0:08.22)	0:56.65 [10] (0:11.06)	0:45.59 [10] (0:10.83)	0:34.76 [11] (0:11.24)	0:23.52 [11] (0:11.48)	0:12.04 [9] (0:12.04)								
Average Speed [km/h]	43.7	65.7	67.3	64.5	62.8	59.8								
Top Speed [km/h]	60.8	67.4	68.7	65.1	63.9	63.1								
Avg. Dist. to Rail [m]	10.2	3.6	3.1	1.2	2.5	5.2								
Avg. Stride Freq. [Hz]	2.2	2.5	2.5	2.4	2.5	2.4								
Avg. Stride Length [m]	5.3	7.2	7.2	7.0	6.8	6.9								





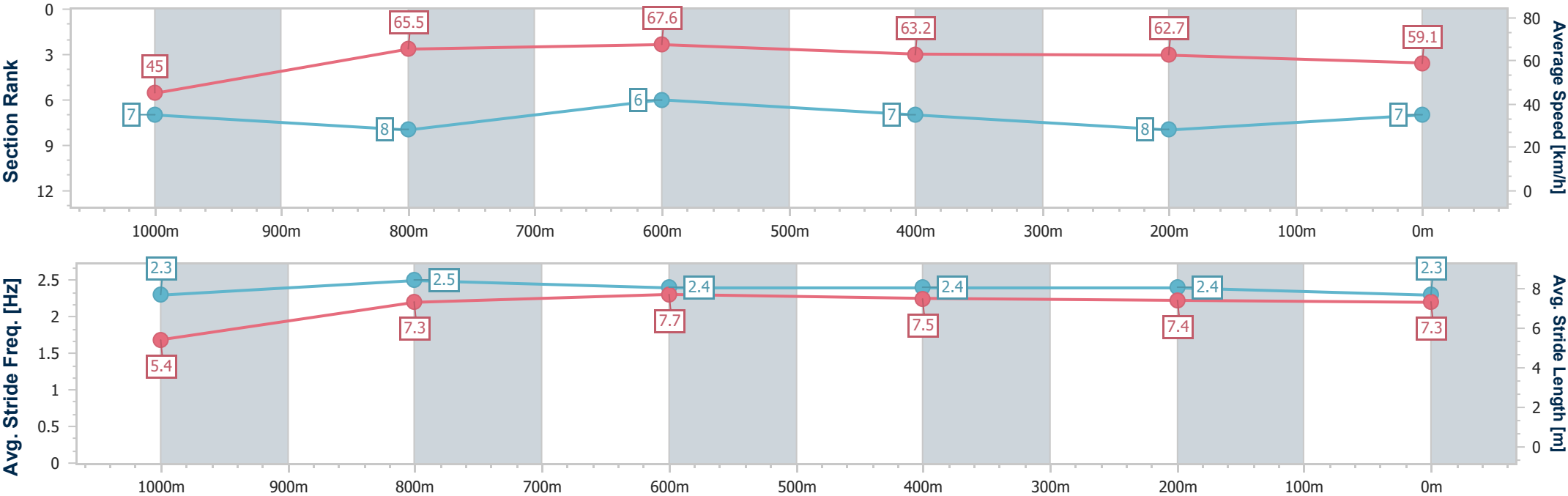
Horse/Jockey Name	Rum Runner
Final Rank	7
Fastest Section Time (Section)	0:08.04 (Overall)
Top Speed [km/h] (Section)	69.3 (800m)
Race State	Finished



MackayProfessional
Race 5: Book for Amateur Cup Sat 23rd May 0 - 55 Handicap - 1100m
13 February 2026 - 15:24
Track Rating: Good 4, Weather: Overcast, Rail Position: True



Section	Overall	1000m	800m	600m	400m	200m							
Section Times	1:04.98 [7] (0:08.04)	0:56.94 [7] (0:10.96)	0:45.98 [8] (0:10.68)	0:35.30 [6] (0:11.54)	0:23.76 [7] (0:11.54)	0:12.22 [8] (0:12.22)							
Average Speed [km/h]	45.0	65.5	67.6	63.2	62.7	59.1							
Top Speed [km/h]	61.1	67.5	69.3	66.9	63.8	61.8							
Avg. Dist. to Rail [m]	2.6	0.7	0.6	1.9	2.7	3.0							
Avg. Stride Freq. [Hz]	2.3	2.5	2.4	2.4	2.4	2.3							
Avg. Stride Length [m]	5.4	7.3	7.7	7.5	7.4	7.3							





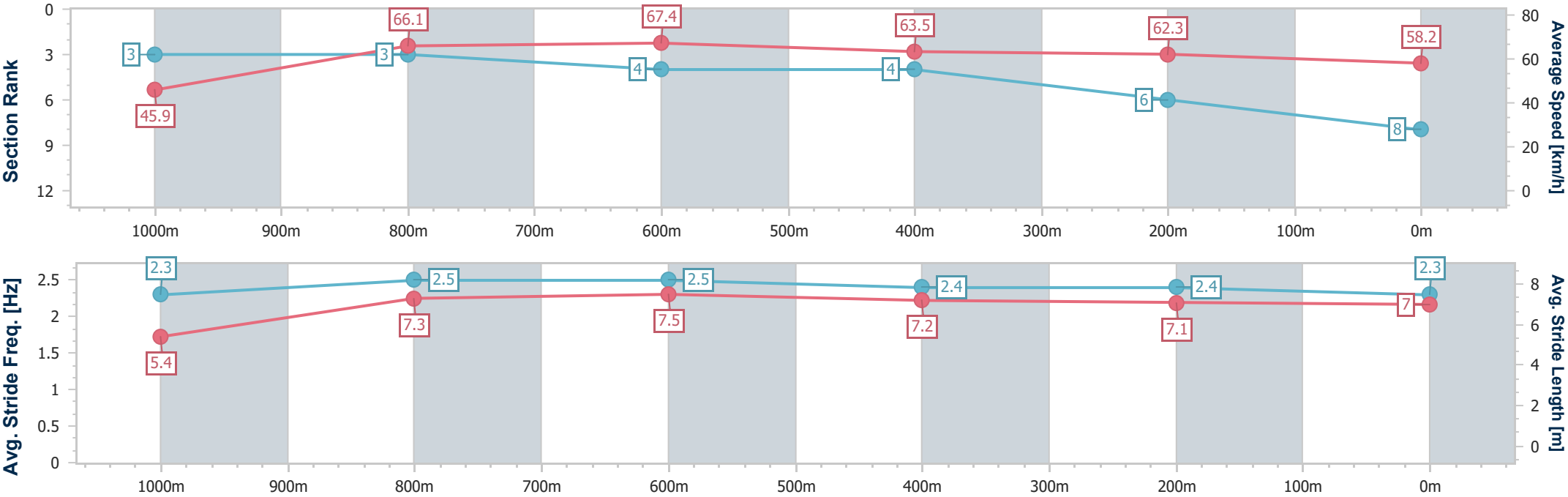
Horse/Jockey Name	Pocket Picker
Final Rank	8
Fastest Section Time (Section)	0:07.90 (Overall)
Top Speed [km/h] (Section)	68.8 (800m)
Race State	Finished



MackayProfessional
Race 5: Book for Amateur Cup Sat 23rd May 0 - 55 Handicap - 1100m
13 February 2026 - 15:24
Track Rating: Good 4, Weather: Overcast, Rail Position: True



Section	Overall	1000m	800m	600m	400m	200m							
Section Times	1:04.99 [8] (0:07.90)	0:57.09 [3] (0:10.87)	0:46.22 [3] (0:10.76)	0:35.46 [4] (0:11.47)	0:23.99 [4] (0:11.63)	0:12.36 [6] (0:12.36)							
Average Speed [km/h]	45.9	66.1	67.4	63.5	62.3	58.2							
Top Speed [km/h]	63.3	67.4	68.8	66.4	65.3	63.3							
Avg. Dist. to Rail [m]	3.9	0.8	0.8	2.1	3.2	3.8							
Avg. Stride Freq. [Hz]	2.3	2.5	2.5	2.4	2.4	2.3							
Avg. Stride Length [m]	5.4	7.3	7.5	7.2	7.1	7.0							





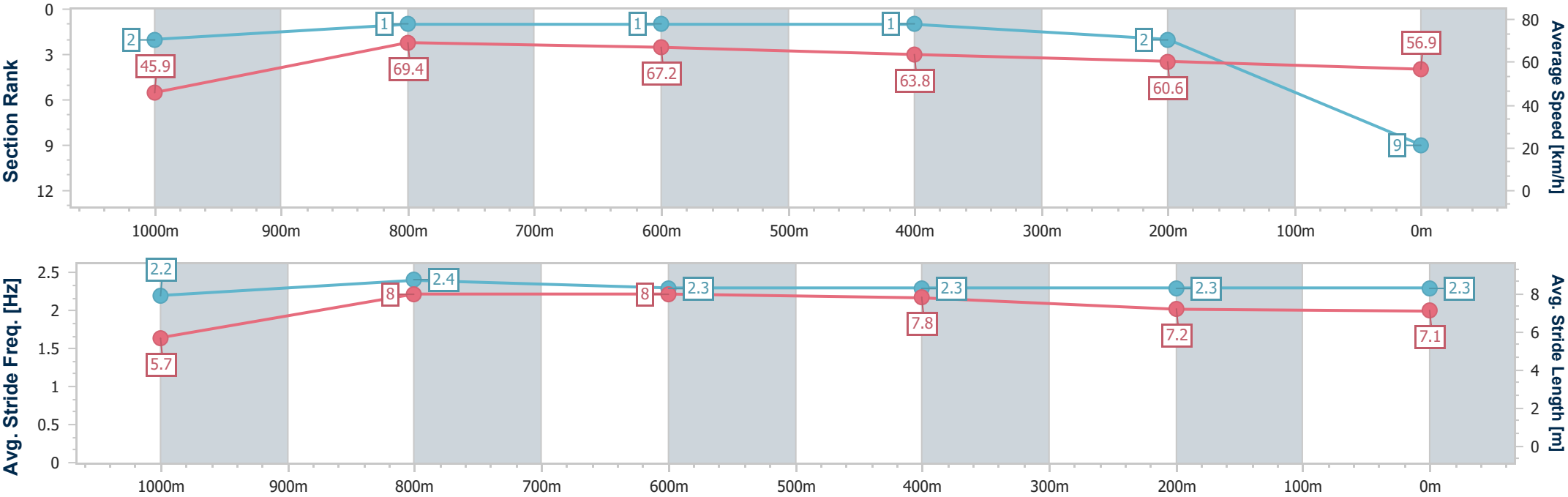
Horse/Jockey Name	Mr Damage
Final Rank	9
Fastest Section Time (Section)	0:07.88 (Overall)
Top Speed [km/h] (Section)	70.7 (1000m)
Race State	Finished



MackayProfessional
Race 5: Book for Amateur Cup Sat 23rd May 0 - 55 Handicap - 1100m
13 February 2026 - 15:24
Track Rating: Good 4, Weather: Overcast, Rail Position: True



Section	Overall	1000m	800m	600m	400m	200m								
Section Times	1:05.02 [9] (0:07.88)	0:57.14 [2] (0:10.51)	0:46.63 [1] (0:10.73)	0:35.90 [1] (0:11.34)	0:24.56 [1] (0:11.87)	0:12.69 [2] (0:12.69)								
Average Speed [km/h]	45.9	69.4	67.2	63.8	60.6	56.9								
Top Speed [km/h]	65.6	70.7	68.9	65.7	61.6	60.5								
Avg. Dist. to Rail [m]	11.9	3.9	0.8	0.7	0.9	1.1								
Avg. Stride Freq. [Hz]	2.2	2.4	2.3	2.3	2.3	2.3								
Avg. Stride Length [m]	5.7	8.0	8.0	7.8	7.2	7.1								





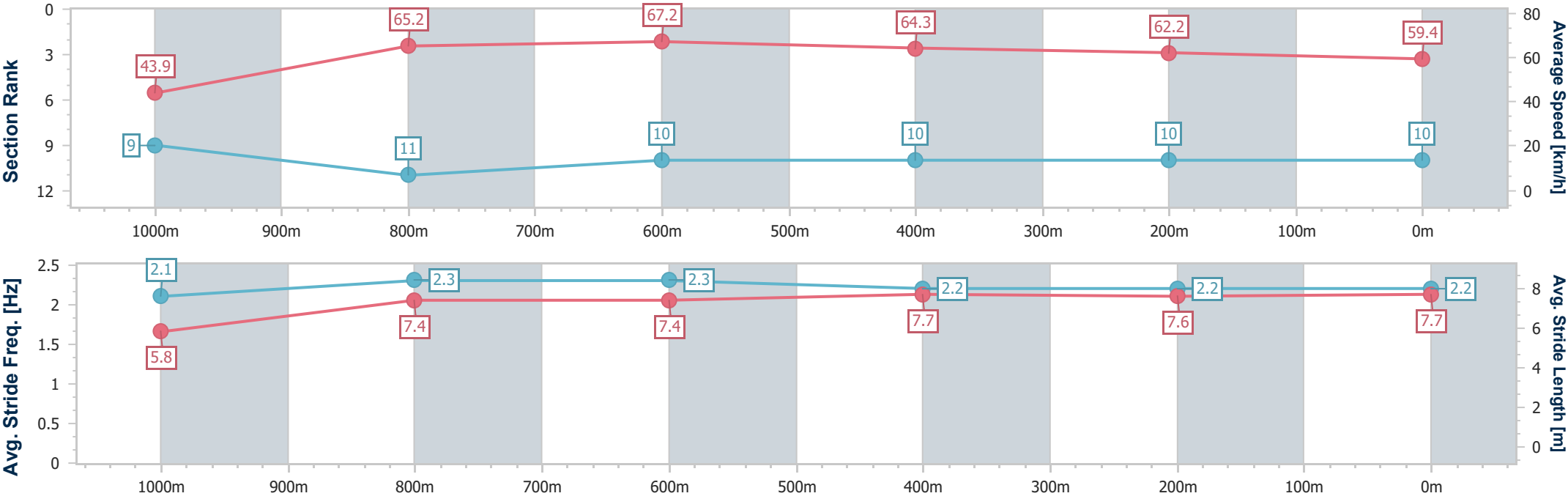
Horse/Jockey Name	Grumpyoldcol
Final Rank	10
Fastest Section Time (Section)	0:08.19 (Overall)
Top Speed [km/h] (Section)	67.9 (800m)
Race State	Finished



MackayProfessional
Race 5: Book for Amateur Cup Sat 23rd May 0 - 55 Handicap - 1100m
13 February 2026 - 15:24
Track Rating: Good 4, Weather: Overcast, Rail Position: True



Section	Overall	1000m	800m	600m	400m	200m							
Section Times	1:05.06 [10] (0:08.19)	0:56.87 [9] (0:11.10)	0:45.77 [11] (0:10.77)	0:35.00 [10] (0:11.28)	0:23.72 [10] (0:11.60)	0:12.12 [10] (0:12.12)							
Average Speed [km/h]	43.9	65.2	67.2	64.3	62.2	59.4							
Top Speed [km/h]	60.2	67.1	67.9	65.9	62.6	62.3							
Avg. Dist. to Rail [m]	7.2	2.0	1.3	0.8	2.2	2.2							
Avg. Stride Freq. [Hz]	2.1	2.3	2.3	2.2	2.2	2.2							
Avg. Stride Length [m]	5.8	7.4	7.4	7.7	7.6	7.7							





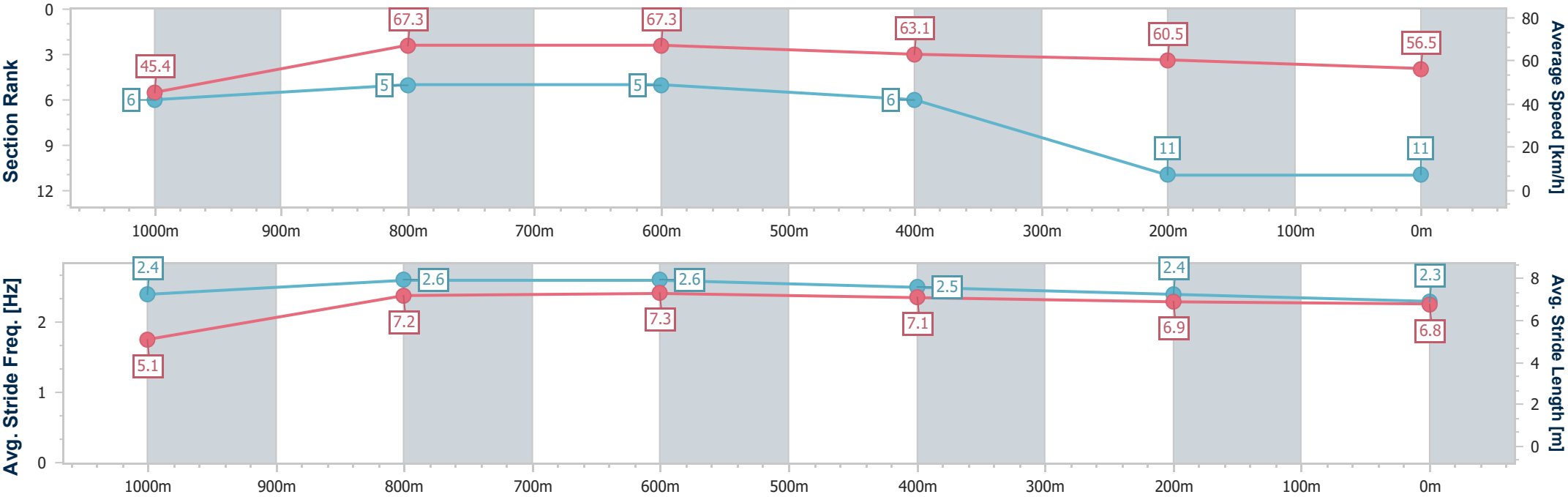
Horse/Jockey Name	Whiskey Dancer
Final Rank	11
Fastest Section Time (Section)	0:07.98 (Overall)
Top Speed [km/h] (Section)	69.6 (1000m)
Race State	Finished



MackayProfessional
Race 5: Book for Amateur Cup Sat 23rd May 0 - 55 Handicap - 1100m
13 February 2026 - 15:24
Track Rating: Good 4, Weather: Overcast, Rail Position: True



Section	Overall	1000m	800m	600m	400m	200m							
Section Times	1:05.92 [11] (0:07.98)	0:57.94 [6] (0:10.81)	0:47.13 [5] (0:10.83)	0:36.30 [5] (0:11.56)	0:24.74 [6] (0:11.96)	0:12.78 [11] (0:12.78)							
Average Speed [km/h]	45.4	67.3	67.3	63.1	60.5	56.5							
Top Speed [km/h]	64.3	69.6	68.9	66.1	61.6	62.8							
Avg. Dist. to Rail [m]	8.7	4.4	3.6	1.9	3.8	5.6							
Avg. Stride Freq. [Hz]	2.4	2.6	2.6	2.5	2.4	2.3							
Avg. Stride Length [m]	5.1	7.2	7.3	7.1	6.9	6.8							





MackayProfessional

Race 6: Ladbrokes Owners Promotion QTIS Maiden Handicap - 1300m

13 February 2026 - 16:04



MACKAY TURF CLUB
Ooralea Racecourse

Track Rating: Good 4, Weather: Overcast, Rail Position: True

Section						Overall	1200m	1000m	800m	600m	400m	Last 600m	
Field Times						1:16.29 (0:07.75)	1:08.54 (0:10.68)	0:57.86 (0:10.86)	0:47.00 (0:11.19)	0:35.81 (0:11.88)	0:23.93 (0:11.86)	0:35.81	
Rank	TAB	Horse/Jockey	Barrier	Top Speed [km/h]	Fastest Section								Distance Travelled [m]
1	5	MISSISSIPPI DREAM	10	68.2	0:07.94	1:16.29 [1]	1:08.35 [6]	0:57.38 [6]	0:46.60 [5]	0:35.49 [4]	0:23.66 [4]	0:35.49	
		Sean Cormack		1000m	Overall	(0:07.94)	(0:10.97)	(0:10.78)	(0:11.11)	(0:11.83)	(0:11.59)		
2	3	MR SUGAR DADDY	11	67.2	0:08.10	1:16.53 [2]	1:08.43 [8]	0:57.40 [8]	0:46.60 [8]	0:35.48 [8]	0:23.81 [5]	0:35.48	+0
		Nathan Thomas		1000m	Overall	(0:08.10)	(0:11.03)	(0:10.80)	(0:11.12)	(0:11.67)	(0:11.62)		
3	6	READY AND BETTA	1	68.2	0:07.90	1:16.71 [3]	1:08.81 [4]	0:58.03 [4]	0:47.10 [4]	0:35.77 [5]	0:23.86 [7]	0:35.77	-8
		Wanderson D'Avila		1200m	Overall	(0:07.90)	(0:10.78)	(0:10.93)	(0:11.33)	(0:11.91)	(0:11.71)		
4	9	STELLAR LEGEND	7	66.8	0:08.00	1:16.79 [4]	1:08.79 [7]	0:57.78 [7]	0:46.93 [7]	0:35.81 [6]	0:24.06 [6]	0:35.81	-4
		Adam Sewell		1000m	Overall	(0:08.00)	(0:11.01)	(0:10.85)	(0:11.12)	(0:11.75)	(0:11.73)		
5	4	NEXT STOP JUPITER	5	68.6	0:07.86	1:16.80 [5]	1:08.94 [3]	0:58.22 [3]	0:47.43 [3]	0:36.14 [3]	0:24.33 [2]	0:36.14	-2
		Ryan Wiggins		1200m	Overall	(0:07.86)	(0:10.72)	(0:10.79)	(0:11.29)	(0:11.81)	(0:11.89)		
6	10	HERE'S MASON	3	67.5	0:08.27	1:16.88 [6]	1:08.61 [10]	0:57.36 [10]	0:46.46 [10]	0:35.30 [10]	0:23.76 [10]	0:35.30	+1
		Warwick Satherley		1000m	Overall	(0:08.27)	(0:11.25)	(0:10.90)	(0:11.16)	(0:11.54)	(0:11.51)		
7	7	SHE'S GOT LYRICS	8	67.5	0:08.26	1:17.00 [7]	1:08.74 [9]	0:57.75 [9]	0:46.81 [9]	0:35.66 [9]	0:24.08 [8]	0:35.66	+5
		McKenzie Apel		1200m	Overall	(0:08.26)	(0:10.99)	(0:10.94)	(0:11.15)	(0:11.58)	(0:11.53)		
8	11	MISS COMANECI	9	67.4	0:08.74	1:17.23 [8]	1:08.49 [11]	0:57.42 [11]	0:46.46 [11]	0:35.30 [11]	0:23.81 [11]	0:35.30	-4
		Maddie Mankelow		1200m	Overall	(0:08.74)	(0:11.07)	(0:10.96)	(0:11.16)	(0:11.49)	(0:11.59)		
9	8	FROSTY'S GOTCHA	6	68.1	0:07.91	1:17.45 [9]	1:09.54 [5]	0:58.62 [5]	0:47.73 [6]	0:36.46 [7]	0:24.50 [9]	0:36.46	-2
		Tasha Chambers		1200m	Overall	(0:07.91)	(0:10.92)	(0:10.89)	(0:11.27)	(0:11.96)	(0:11.88)		
10	2	PARPPY 'N' ME	4	68.3	0:07.81	1:17.88 [10]	1:10.07 [2]	0:59.34 [2]	0:48.53 [2]	0:37.40 [1]	0:25.52 [1]	0:37.40	-9
		Chris McIver		1200m	Overall	(0:07.81)	(0:10.73)	(0:10.81)	(0:11.13)	(0:11.88)	(0:12.15)		

Scratched: Tyrannical (#1)

Report Created: Fri 13 February 2026 16:29 GMT+ (Note: Timing is based on position data)

Page 1/15

[] Ranking at each section and finish
-:-:- No data available at this section
NA No data available

SCN Saddle cloth number
DNF Did not finish
DNT Did not track

data processed by TRIPLESDATA



MackayProfessional

Race 6: Ladbrokes Owners Promotion QTIS Maiden Handicap - 1300m

13 February 2026 - 16:04



MACKAY TURF CLUB
Ooralea Racecourse

Track Rating: Good 4, Weather: Overcast, Rail Position: True

Section					Overall	1200m	1000m	800m	600m	400m	Last 600m		
Field Times					1:16.29 (0:07.75)	1:08.54 (0:10.68)	0:57.86 (0:10.86)	0:47.00 (0:11.19)	0:35.81 (0:11.88)	0:23.93 (0:11.86)	0:35.81		
Rank	TAB	Horse/Jockey	Barrier	Top Speed [km/h]	Fastest Section								Distance Travelled [m]
11	12	VOLARE	2	68.9	0:07.75	1:18.16 [11]	1:10.41 [1]	0:59.73 [1]	0:48.87 [1]	0:37.51 [2]	0:25.56 [3]	0:37.51	+0
		Olivia Kendal		1200m	Overall	(0:07.75)	(0:10.68)	(0:10.86)	(0:11.36)	(0:11.95)	(0:12.13)		

Scratched: Tyrannical (#1)



MackayProfessional

Race 6: Ladbrokes Owners Promotion QTIS Maiden Handicap - 1300m

13 February 2026 - 16:04



MACKAY TURF CLUB
Ooralea Racecourse

Track Rating: Good 4, Weather: Overcast, Rail Position: True

Section Field Times				200m 0:12.07 (0:12.07)		Last 600m 0:35.81			
Rank	TAB	Horse/Jockey	Barrier	Top Speed [km/h]	Fastest Section	Margin			Distance Travelled [m]
1	5	MISSISSIPPI DREAM	10	68.2	0:07.94	0:12.07 [1]	1:16.29	0:35.49	
		Sean Cormack		1000m	Overall	(0:12.07)			
2	3	MR SUGAR DADDY	11	67.2	0:08.10	0:12.19 [2]	1.41L	0:35.48	+0
		Nathan Thomas		1000m	Overall	(0:12.19)			
3	6	READY AND BETTA	1	68.2	0:07.90	0:12.15 [7]	2.48L	0:35.77	-8
		Wanderson D'Avila		1200m	Overall	(0:12.15)			
4	9	STELLAR LEGEND	7	66.8	0:08.00	0:12.33 [5]	2.92L	0:35.81	-4
		Adam Sewell		1000m	Overall	(0:12.33)			
5	4	NEXT STOP JUPITER	5	68.6	0:07.86	0:12.44 [3]	3L	0:36.14	-2
		Ryan Wiggins		1200m	Overall	(0:12.44)			
6	10	HERE'S MASON	3	67.5	0:08.27	0:12.25 [8]	3.47L	0:35.30	+1
		Warwick Satherley		1000m	Overall	(0:12.25)			
7	7	SHE'S GOT LYRICS	8	67.5	0:08.26	0:12.55 [4]	4.19L	0:35.66	+5
		McKenzie Apel		1200m	Overall	(0:12.55)			
8	11	MISS COMANECI	9	67.4	0:08.74	0:12.22 [11]	5.52L	0:35.30	-4
		Maddie Mankelow		1200m	Overall	(0:12.22)			
9	8	FROSTY'S GOTCHA	6	68.1	0:07.91	0:12.62 [10]	6.8L	0:36.46	-2
		Tasha Chambers		1200m	Overall	(0:12.62)			
10	2	PARPPY 'N' ME	4	68.3	0:07.81	0:13.37 [6]	9.35L	0:37.40	-9
		Chris McIver		1200m	Overall	(0:13.37)			

Scratched: Tyrannical (#1)

Report Created: Fri 13 February 2026 16:29 GMT+ (Note: Timing is based on position data)

Page 3/15

[] Ranking at each section and finish
-:-:- No data available at this section
NA No data available

SCN Saddle cloth number
DNF Did not finish
DNT Did not track

data processed by  TRIPLESDATA



MackayProfessional

Race 6: Ladbrokes Owners Promotion QTIS Maiden Handicap - 1300m

13 February 2026 - 16:04



MACKAY TURF CLUB
Ooralea Racecourse

Track Rating: Good 4, Weather: Overcast, Rail Position: True

Section						200m		Last 600m	
Field Times						0:12.07 (0:12.07)		0:35.81	
Rank	TAB	Horse/Jockey	Barrier	Top Speed [km/h]	Fastest Section	Margin		Distance Travelled [m]	
11	12	VOLARE	2	68.9	0:07.75	0:13.43 [9]	11L	0:37.51	+0
		Olivia Kendal		1200m	Overall	(0:13.43)			

Scratched: Tyrannical (#1)



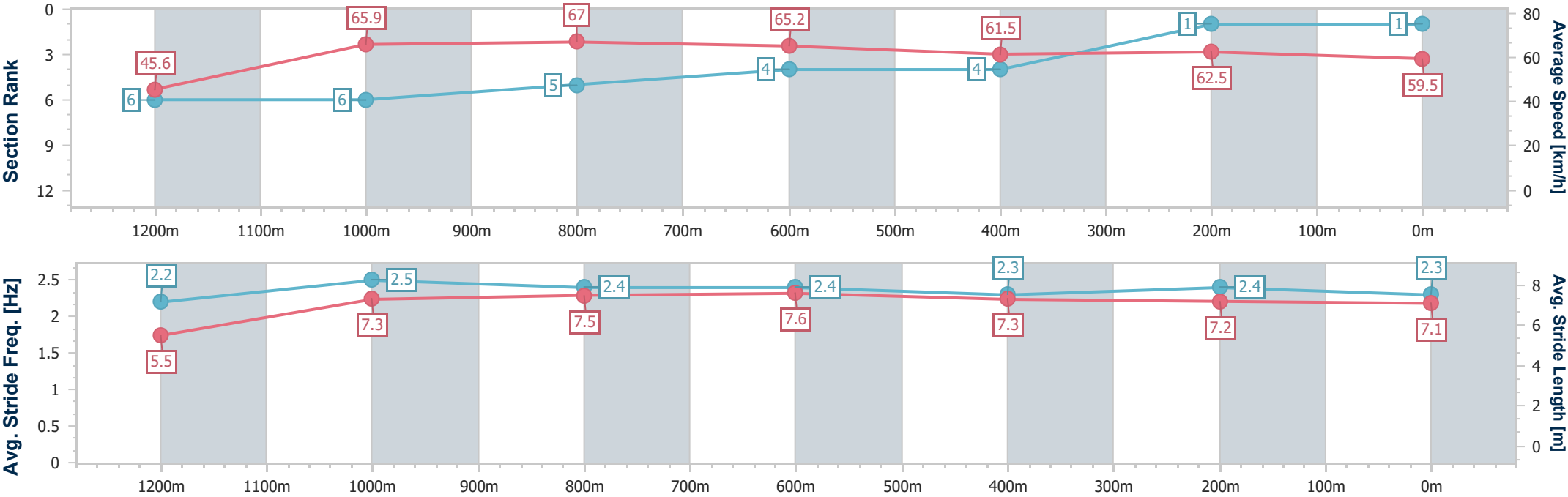
Horse/Jockey Name	Mississippi Dream
Final Rank	1
Fastest Section Time (Section)	0:07.94 (Overall)
Top Speed [km/h] (Section)	68.2 (1000m)
Race State	Finished



MackayProfessional
Race 6: Ladbrokes Owners Promotion QTIS Maiden Handicap - 1300m
13 February 2026 - 16:04
Track Rating: Good 4, Weather: Overcast, Rail Position: True



Section	Overall	1200m	1000m	800m	600m	400m	200m						
Section Times	1:16.29 [1] (0:07.94)	1:08.35 [6] (0:10.97)	0:57.38 [6] (0:10.78)	0:46.60 [5] (0:11.11)	0:35.49 [4] (0:11.83)	0:23.66 [4] (0:11.59)	0:12.07 [1] (0:12.07)						
Average Speed [km/h]	45.6	65.9	67.0	65.2	61.5	62.5	59.5						
Top Speed [km/h]	63.1	68.1	68.2	67.5	63.2	64.4	62.7						
Avg. Dist. to Rail [m]	12.4	2.4	1.0	2.2	1.2	3.1	3.5						
Avg. Stride Freq. [Hz]	2.2	2.5	2.4	2.4	2.3	2.4	2.3						
Avg. Stride Length [m]	5.5	7.3	7.5	7.6	7.3	7.2	7.1						





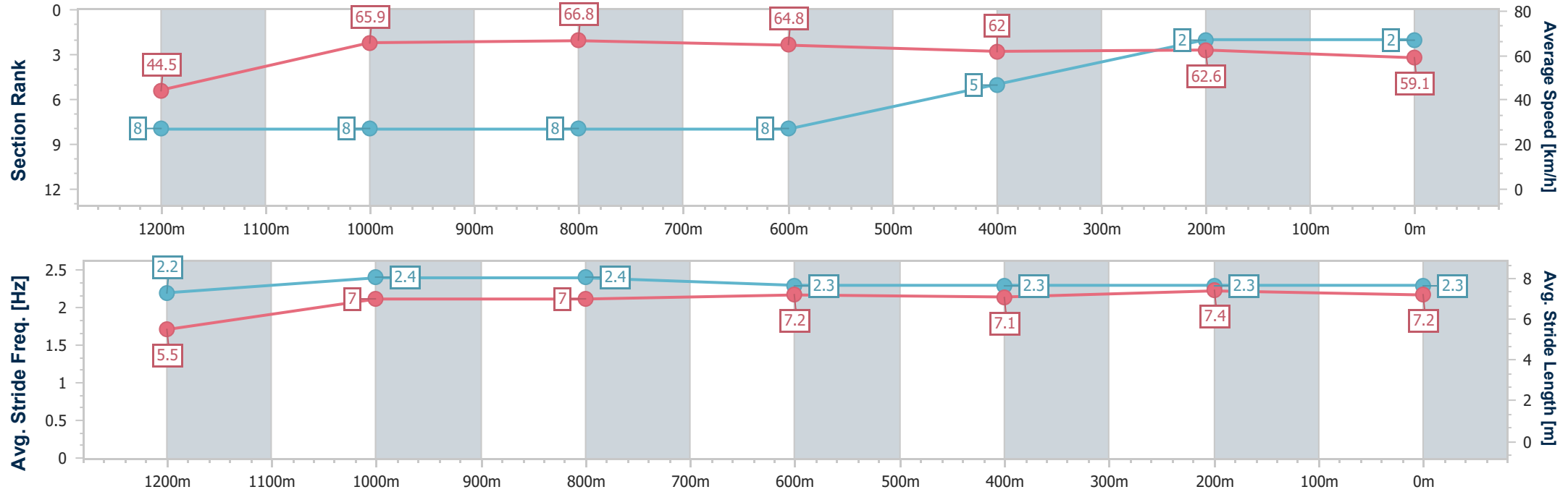
Horse/Jockey Name	Mr Sugar Daddy
Final Rank	2
Fastest Section Time (Section)	0:08.10 (Overall)
Top Speed [km/h] (Section)	67.2 (1000m)
Race State	Finished



MackayProfessional
Race 6: Ladbrokes Owners Promotion QTIS Maiden Handicap - 1300m
13 February 2026 - 16:04
Track Rating: Good 4, Weather: Overcast, Rail Position: True



Section	Overall	1200m	1000m	800m	600m	400m	200m						
Section Times	1:16.53 [2] (0:08.10)	1:08.43 [8] (0:11.03)	0:57.40 [8] (0:10.80)	0:46.60 [8] (0:11.12)	0:35.48 [8] (0:11.67)	0:23.81 [5] (0:11.62)	0:12.19 [2] (0:12.19)						
Average Speed [km/h]	44.5	65.9	66.8	64.8	62.0	62.6	59.1						
Top Speed [km/h]	63.4	66.8	67.2	66.0	63.1	63.4	62.1						
Avg. Dist. to Rail [m]	14.6	4.2	1.1	0.7	0.9	4.5	5.7						
Avg. Stride Freq. [Hz]	2.2	2.4	2.4	2.3	2.3	2.3	2.3						
Avg. Stride Length [m]	5.5	7.0	7.0	7.2	7.1	7.4	7.2						





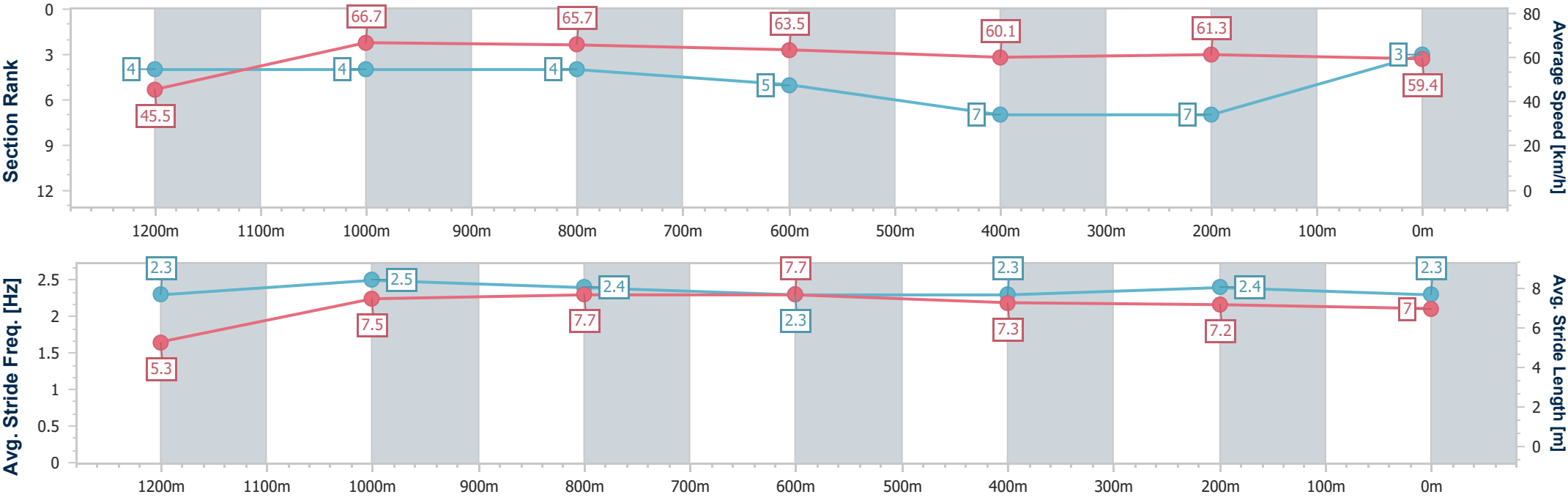
Horse/Jockey Name	Ready And Betta
Final Rank	3
Fastest Section Time (Section)	0:07.90 (Overall)
Top Speed [km/h] (Section)	68.2 (1200m)
Race State	Finished



MackayProfessional
Race 6: Ladbrokes Owners Promotion QTIS Maiden Handicap - 1300m
13 February 2026 - 16:04
Track Rating: Good 4, Weather: Overcast, Rail Position: True



Section	Overall	1200m	1000m	800m	600m	400m	200m						
Section Times	1:16.71 [3] (0:07.90)	1:08.81 [4] (0:10.78)	0:58.03 [4] (0:10.93)	0:47.10 [4] (0:11.33)	0:35.77 [5] (0:11.91)	0:23.86 [7] (0:11.71)	0:12.15 [7] (0:12.15)						
Average Speed [km/h]	45.5	66.7	65.7	63.5	60.1	61.3	59.4						
Top Speed [km/h]	63.9	68.2	67.2	66.0	62.1	62.8	62.0						
Avg. Dist. to Rail [m]	3.7	1.2	1.9	1.1	0.8	1.6	3.0						
Avg. Stride Freq. [Hz]	2.3	2.5	2.4	2.3	2.3	2.4	2.3						
Avg. Stride Length [m]	5.3	7.5	7.7	7.7	7.3	7.2	7.0						





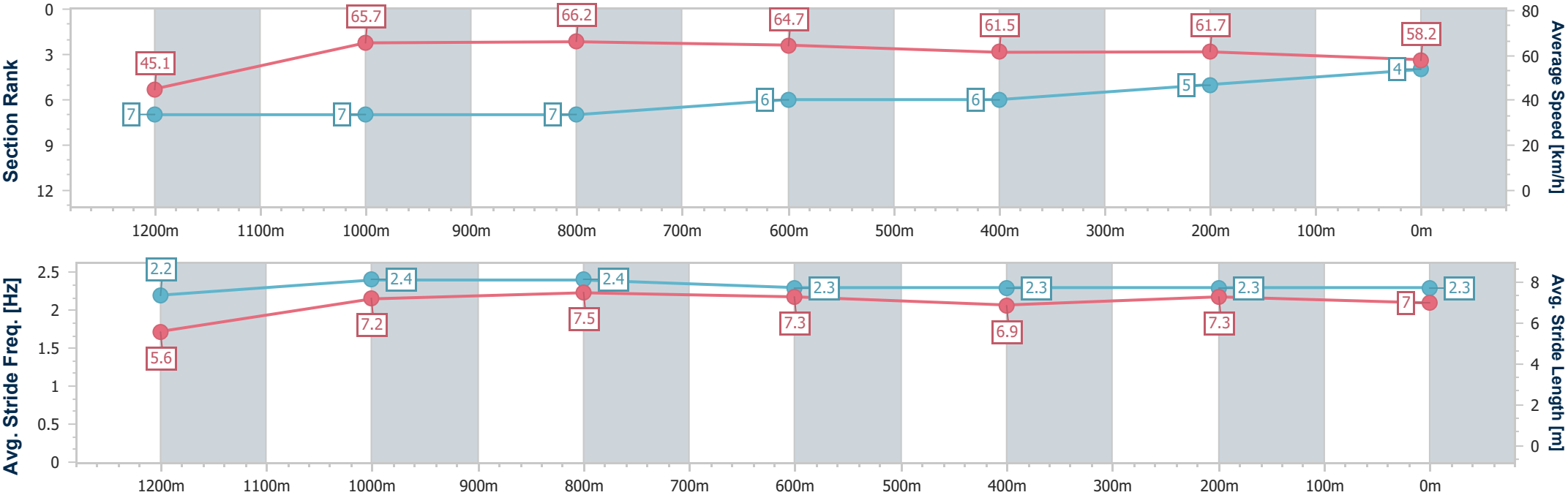
Horse/Jockey Name	Stellar Legend
Final Rank	4
Fastest Section Time (Section)	0:08.00 (Overall)
Top Speed [km/h] (Section)	66.8 (1000m)
Race State	Finished



MackayProfessional
Race 6: Ladbrokes Owners Promotion QTIS Maiden Handicap - 1300m
13 February 2026 - 16:04
Track Rating: Good 4, Weather: Overcast, Rail Position: True



Section	Overall	1200m	1000m	800m	600m	400m	200m						
Section Times	1:16.79 [4] (0:08.00)	1:08.79 [7] (0:11.01)	0:57.78 [7] (0:10.85)	0:46.93 [7] (0:11.12)	0:35.81 [6] (0:11.75)	0:24.06 [6] (0:11.73)	0:12.33 [5] (0:12.33)						
Average Speed [km/h]	45.1	65.7	66.2	64.7	61.5	61.7	58.2						
Top Speed [km/h]	59.6	66.7	66.8	65.5	62.8	62.4	60.9						
Avg. Dist. to Rail [m]	10.5	1.7	0.4	0.5	0.7	3.3	4.9						
Avg. Stride Freq. [Hz]	2.2	2.4	2.4	2.3	2.3	2.3	2.3						
Avg. Stride Length [m]	5.6	7.2	7.5	7.3	6.9	7.3	7.0						





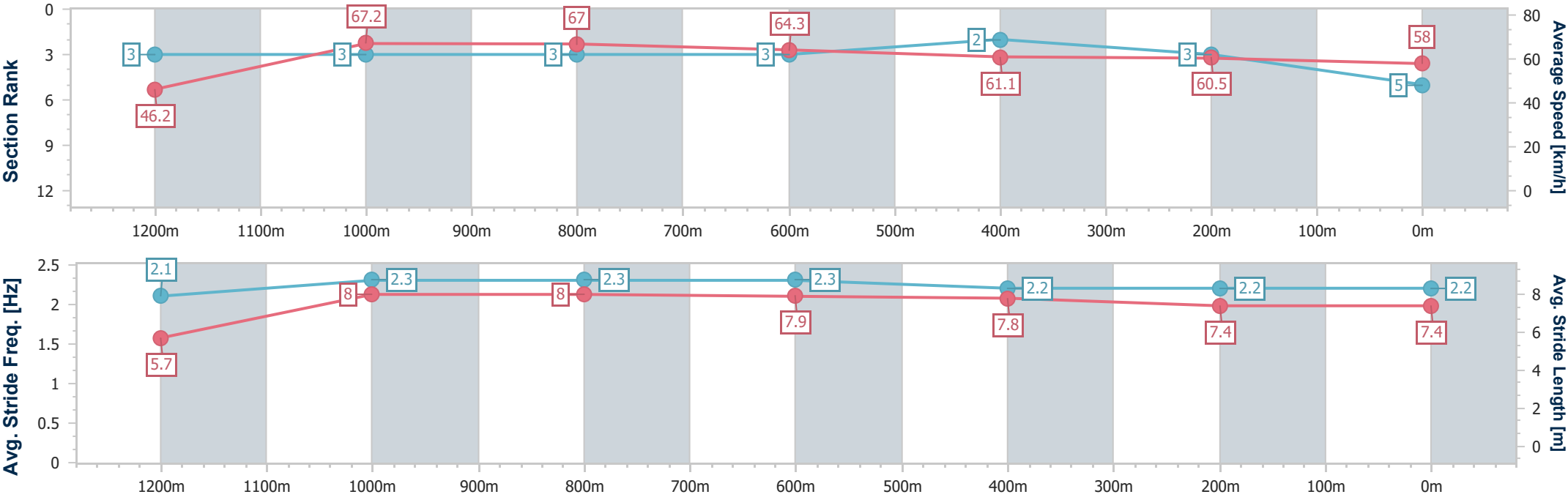
Horse/Jockey Name	Next Stop Jupiter
Final Rank	5
Fastest Section Time (Section)	0:07.86 (Overall)
Top Speed [km/h] (Section)	68.6 (1200m)
Race State	Finished



MackayProfessional
Race 6: Ladbrokes Owners Promotion QTIS Maiden Handicap - 1300m
13 February 2026 - 16:04
Track Rating: Good 4, Weather: Overcast, Rail Position: True



Section	Overall	1200m	1000m	800m	600m	400m	200m						
Section Times	1:16.80 [5] (0:07.86)	1:08.94 [3] (0:10.72)	0:58.22 [3] (0:10.79)	0:47.43 [3] (0:11.29)	0:36.14 [3] (0:11.81)	0:24.33 [2] (0:11.89)	0:12.44 [3] (0:12.44)						
Average Speed [km/h]	46.2	67.2	67.0	64.3	61.1	60.5	58.0						
Top Speed [km/h]	63.5	68.6	68.2	66.7	62.1	62.9	61.3						
Avg. Dist. to Rail [m]	7.7	2.0	1.2	2.4	0.7	0.8	1.8						
Avg. Stride Freq. [Hz]	2.1	2.3	2.3	2.3	2.2	2.2	2.2						
Avg. Stride Length [m]	5.7	8.0	8.0	7.9	7.8	7.4	7.4						





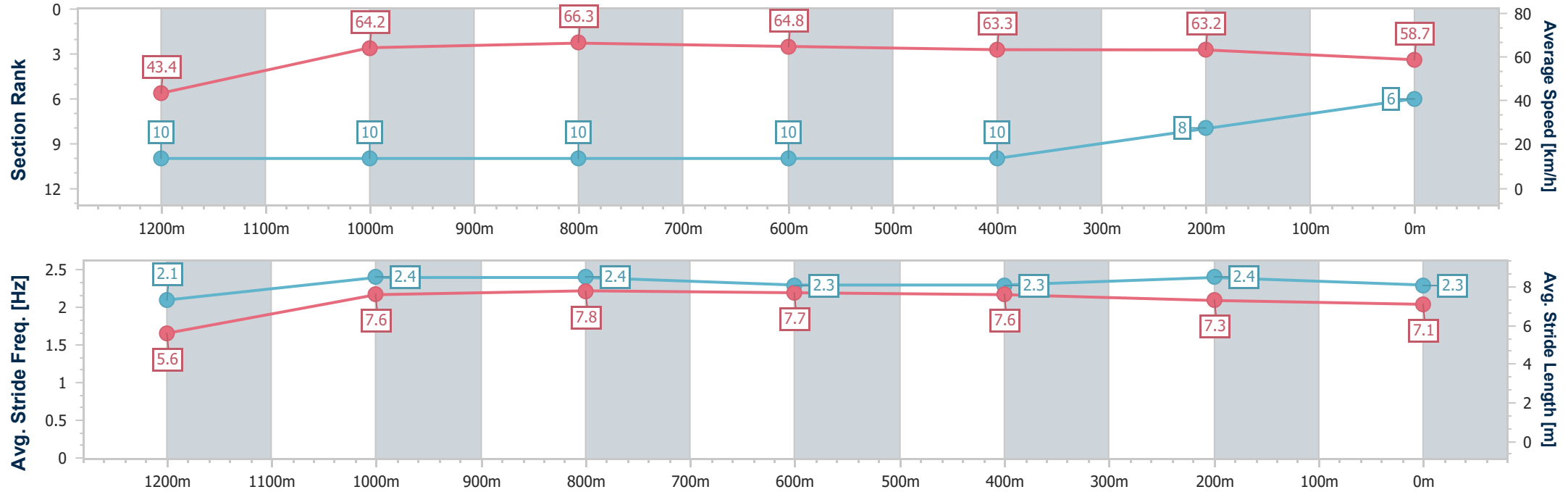
Horse/Jockey Name	Here's Mason
Final Rank	6
Fastest Section Time (Section)	0:08.27 (Overall)
Top Speed [km/h] (Section)	67.5 (1000m)
Race State	Finished



MackayProfessional
Race 6: Ladbrokes Owners Promotion QTIS Maiden Handicap - 1300m
13 February 2026 - 16:04
Track Rating: Good 4, Weather: Overcast, Rail Position: True



Section	Overall	1200m	1000m	800m	600m	400m	200m						
Section Times	1:16.88 [6] (0:08.27)	1:08.61 [10] (0:11.25)	0:57.36 [10] (0:10.90)	0:46.46 [10] (0:11.16)	0:35.30 [10] (0:11.54)	0:23.76 [10] (0:11.51)	0:12.25 [8] (0:12.25)						
Average Speed [km/h]	43.4	64.2	66.3	64.8	63.3	63.2	58.7						
Top Speed [km/h]	61.5	66.0	67.5	66.7	64.8	64.3	62.2						
Avg. Dist. to Rail [m]	6.9	1.5	1.0	1.4	2.4	6.2	10.2						
Avg. Stride Freq. [Hz]	2.1	2.4	2.4	2.3	2.3	2.4	2.3						
Avg. Stride Length [m]	5.6	7.6	7.8	7.7	7.6	7.3	7.1						





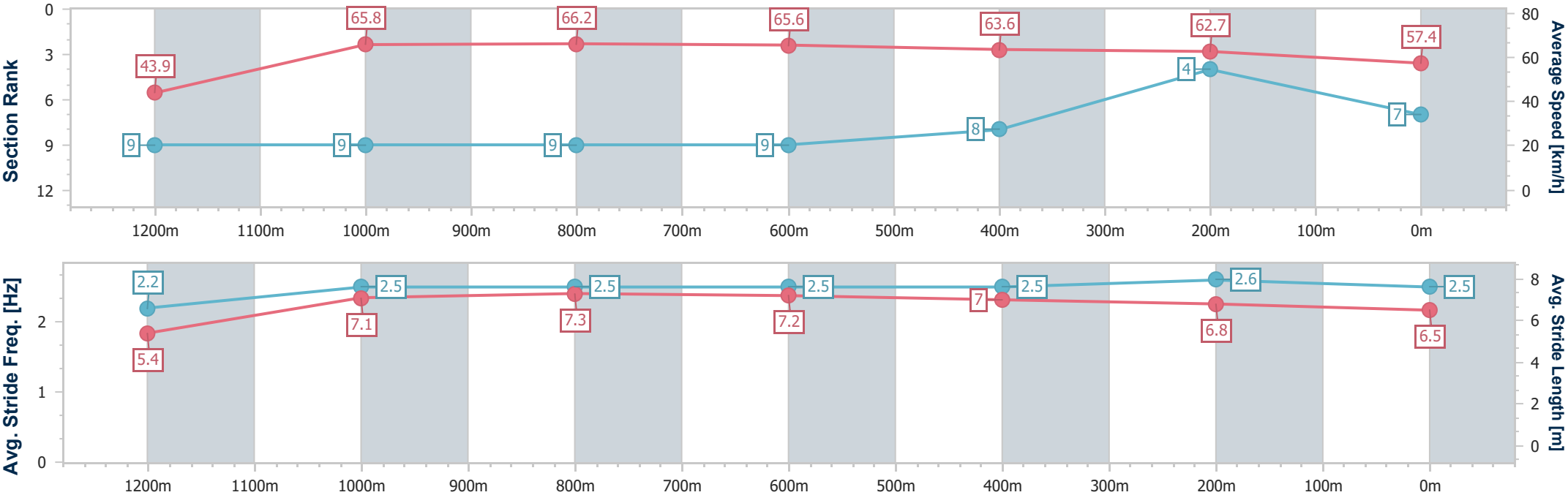
Horse/Jockey Name	She's Got Lyrics
Final Rank	7
Fastest Section Time (Section)	0:08.26 (Overall)
Top Speed [km/h] (Section)	67.5 (1200m)
Race State	Finished



MackayProfessional
Race 6: Ladbrokes Owners Promotion QTIS Maiden Handicap - 1300m
13 February 2026 - 16:04
Track Rating: Good 4, Weather: Overcast, Rail Position: True



Section	Overall	1200m	1000m	800m	600m	400m	200m						
Section Times	1:17.00 [7] (0:08.26)	1:08.74 [9] (0:10.99)	0:57.75 [9] (0:10.94)	0:46.81 [9] (0:11.15)	0:35.66 [9] (0:11.58)	0:24.08 [8] (0:11.53)	0:12.55 [4] (0:12.55)						
Average Speed [km/h]	43.9	65.8	66.2	65.6	63.6	62.7	57.4						
Top Speed [km/h]	62.7	67.5	66.9	67.4	65.1	63.5	62.1						
Avg. Dist. to Rail [m]	10.6	3.0	1.6	4.5	2.7	4.9	6.1						
Avg. Stride Freq. [Hz]	2.2	2.5	2.5	2.5	2.5	2.6	2.5						
Avg. Stride Length [m]	5.4	7.1	7.3	7.2	7.0	6.8	6.5						





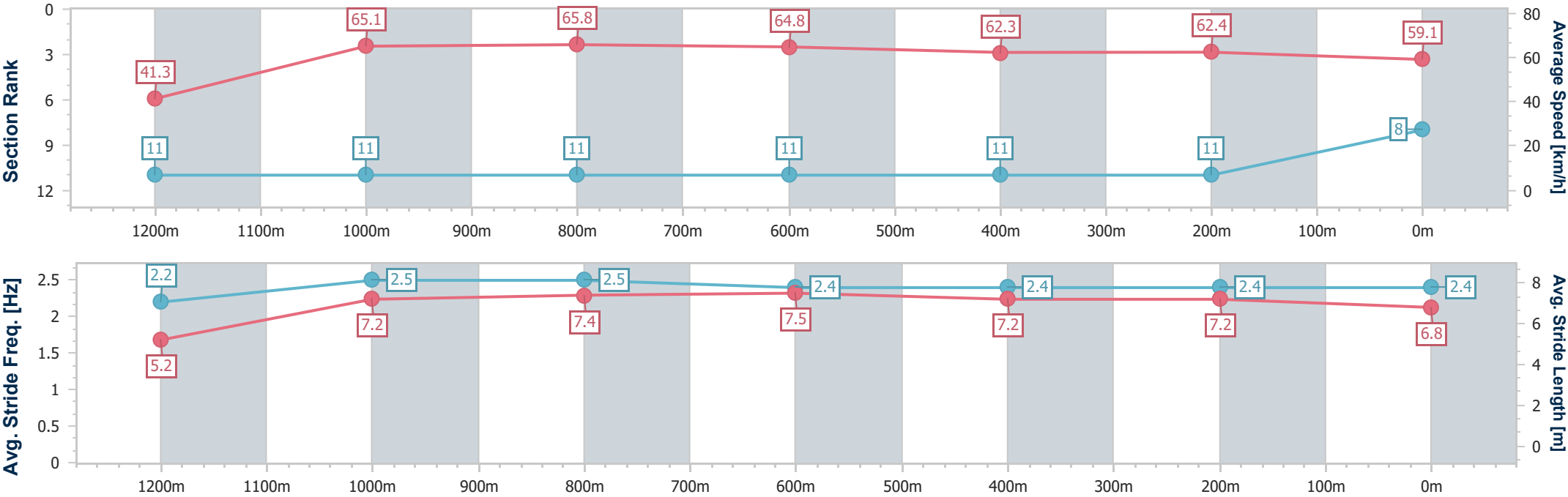
Horse/Jockey Name	Miss Comaneci
Final Rank	8
Fastest Section Time (Section)	0:08.74 (Overall)
Top Speed [km/h] (Section)	67.4 (1200m)
Race State	Finished



MackayProfessional
Race 6: Ladbrokes Owners Promotion QTIS Maiden Handicap - 1300m
13 February 2026 - 16:04
Track Rating: Good 4, Weather: Overcast, Rail Position: True



Section	Overall	1200m	1000m	800m	600m	400m	200m						
Section Times	1:17.23 [8] (0:08.74)	1:08.49 [11] (0:11.07)	0:57.42 [11] (0:10.96)	0:46.46 [11] (0:11.16)	0:35.30 [11] (0:11.49)	0:23.81 [11] (0:11.59)	0:12.22 [11] (0:12.22)						
Average Speed [km/h]	41.3	65.1	65.8	64.8	62.3	62.4	59.1						
Top Speed [km/h]	59.3	67.4	66.7	66.1	63.5	63.0	61.8						
Avg. Dist. to Rail [m]	10.3	1.2	0.7	0.7	0.8	3.2	4.9						
Avg. Stride Freq. [Hz]	2.2	2.5	2.5	2.4	2.4	2.4	2.4						
Avg. Stride Length [m]	5.2	7.2	7.4	7.5	7.2	7.2	6.8						





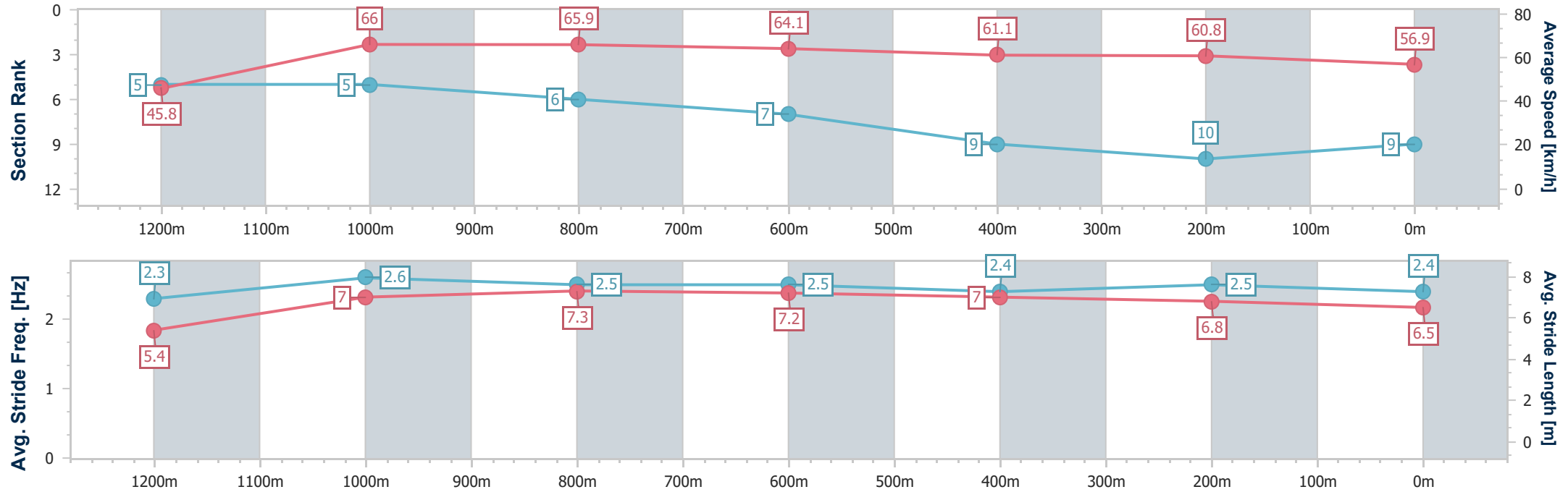
Horse/Jockey Name	Frosty's Gotcha
Final Rank	9
Fastest Section Time (Section)	0:07.91 (Overall)
Top Speed [km/h] (Section)	68.1 (1200m)
Race State	Finished



MackayProfessional
Race 6: Ladbrokes Owners Promotion QTIS Maiden Handicap - 1300m
13 February 2026 - 16:04
Track Rating: Good 4, Weather: Overcast, Rail Position: True



Section	Overall	1200m	1000m	800m	600m	400m	200m						
Section Times	1:17.45 [9] (0:07.91)	1:09.54 [5] (0:10.92)	0:58.62 [5] (0:10.89)	0:47.73 [6] (0:11.27)	0:36.46 [7] (0:11.96)	0:24.50 [9] (0:11.88)	0:12.62 [10] (0:12.62)						
Average Speed [km/h]	45.8	66.0	65.9	64.1	61.1	60.8	56.9						
Top Speed [km/h]	62.2	68.1	67.7	65.3	62.4	62.6	60.9						
Avg. Dist. to Rail [m]	8.6	1.5	0.8	0.7	1.7	4.0	6.4						
Avg. Stride Freq. [Hz]	2.3	2.6	2.5	2.5	2.4	2.5	2.4						
Avg. Stride Length [m]	5.4	7.0	7.3	7.2	7.0	6.8	6.5						





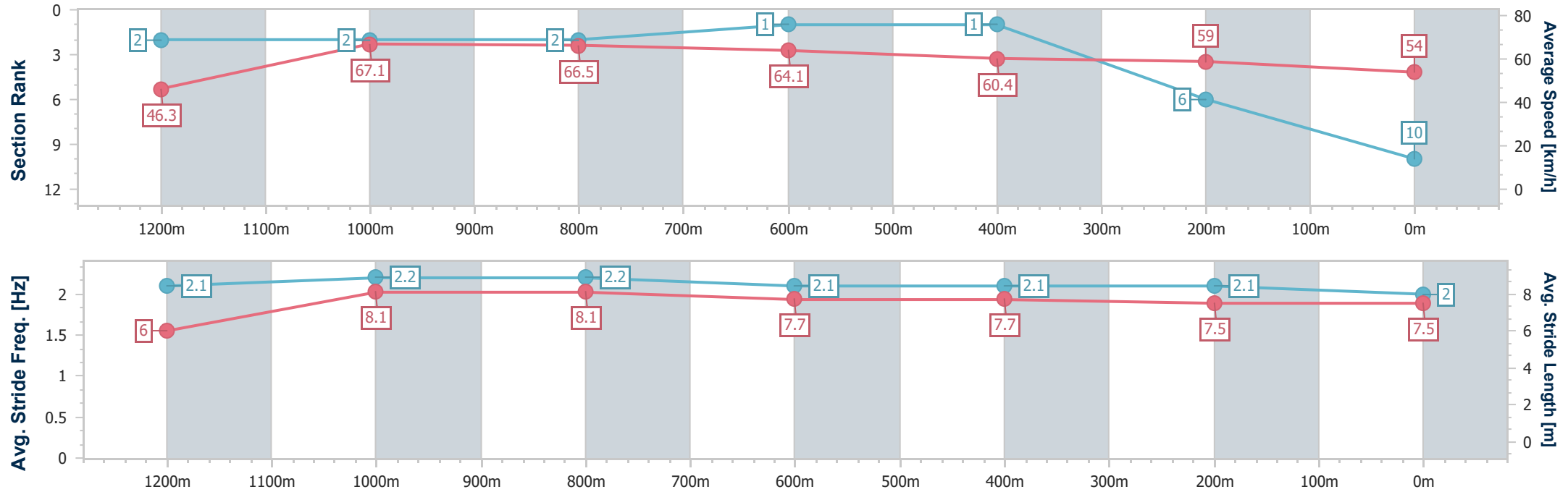
Horse/Jockey Name	Parppy 'N' Me
Final Rank	10
Fastest Section Time (Section)	0:07.81 (Overall)
Top Speed [km/h] (Section)	68.3 (1200m)
Race State	Finished



MackayProfessional
Race 6: Ladbrokes Owners Promotion QTIS Maiden Handicap - 1300m
13 February 2026 - 16:04
Track Rating: Good 4, Weather: Overcast, Rail Position: True



Section	Overall	1200m	1000m	800m	600m	400m	200m						
Section Times	1:17.88 [10] (0:07.81)	1:10.07 [2] (0:10.73)	0:59.34 [2] (0:10.81)	0:48.53 [2] (0:11.13)	0:37.40 [1] (0:11.88)	0:25.52 [1] (0:12.15)	0:13.37 [6] (0:13.37)						
Average Speed [km/h]	46.3	67.1	66.5	64.1	60.4	59.0	54.0						
Top Speed [km/h]	64.6	68.3	67.6	66.3	61.6	60.7	58.4						
Avg. Dist. to Rail [m]	6.2	1.0	1.0	1.5	1.0	1.0	1.4						
Avg. Stride Freq. [Hz]	2.1	2.2	2.2	2.1	2.1	2.1	2.0						
Avg. Stride Length [m]	6.0	8.1	8.1	7.7	7.7	7.5	7.5						





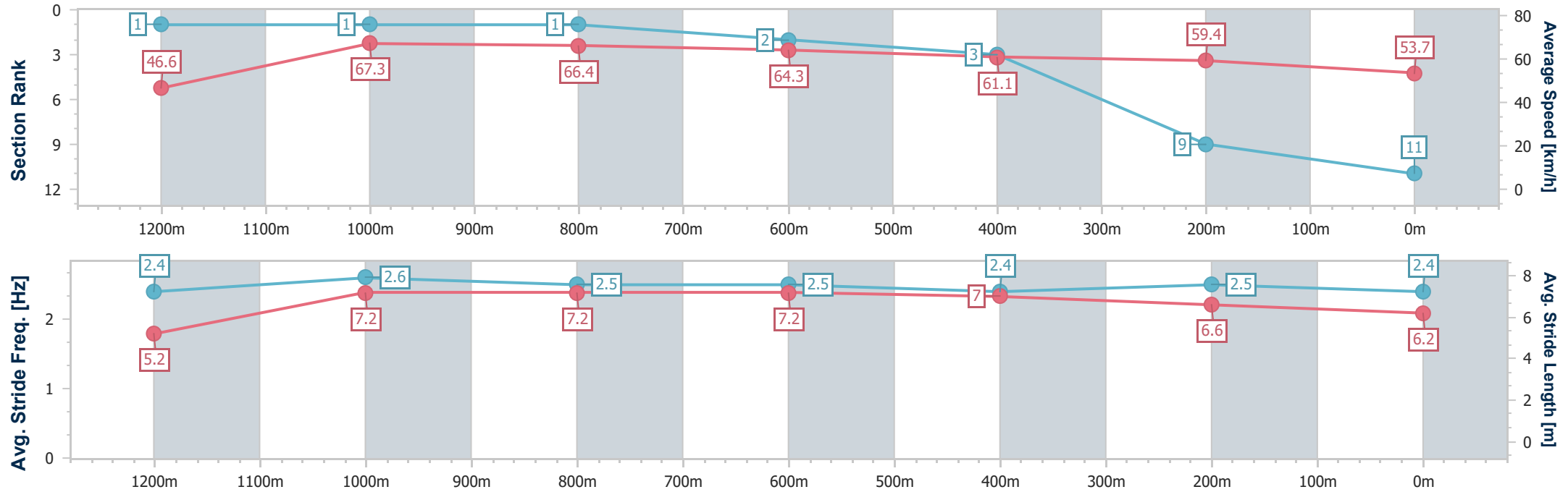
Horse/Jockey Name	Volare
Final Rank	11
Fastest Section Time (Section)	0:07.75 (Overall)
Top Speed [km/h] (Section)	68.9 (1200m)
Race State	Finished



MackayProfessional
Race 6: Ladbrokes Owners Promotion QTIS Maiden Handicap - 1300m
13 February 2026 - 16:04
Track Rating: Good 4, Weather: Overcast, Rail Position: True



Section	Overall	1200m	1000m	800m	600m	400m	200m						
Section Times	1:18.16 [11] (0:07.75)	1:10.41 [1] (0:10.68)	0:59.73 [1] (0:10.86)	0:48.87 [1] (0:11.36)	0:37.51 [2] (0:11.95)	0:25.56 [3] (0:12.13)	0:13.43 [9] (0:13.43)						
Average Speed [km/h]	46.6	67.3	66.4	64.3	61.1	59.4	53.7						
Top Speed [km/h]	65.5	68.9	67.1	67.1	62.2	61.3	57.3						
Avg. Dist. to Rail [m]	5.7	0.9	0.3	3.4	2.2	1.3	3.0						
Avg. Stride Freq. [Hz]	2.4	2.6	2.5	2.5	2.4	2.5	2.4						
Avg. Stride Length [m]	5.2	7.2	7.2	7.2	7.0	6.6	6.2						





MackayProfessional

Race 7: Racing Again Thurs 19th March BM60 Handicap - 1300m

13 February 2026 - 16:44



MACKAY TURF CLUB
Ooralea Racecourse

Track Rating: Good 4, Weather: Overcast, Rail Position: True

Section					Overall	1200m	1000m	800m	600m	400m	Last 600m	
Field Times					1:16.61 (0:07.74)	1:08.87 (0:10.76)	0:58.11 (0:11.14)	0:46.97 (0:11.48)	0:35.49 (0:11.66)	0:23.83 (0:11.68)	0:35.49	
Rank	TAB	Horse/Jockey	Barrier	Top Speed [km/h]	Fastest Section							Distance Travelled [m]
1	5	AMBERINGER	8	67.7	0:07.79	1:16.61 [1]	1:08.82 [2]	0:57.84 [3]	0:46.43 [3]	0:34.86 [4]	0:23.30 [5]	0:34.86
		Warwick Satherley		1200m	Overall	(0:07.79)	(0:10.98)	(0:11.41)	(0:11.57)	(0:11.56)	(0:11.25)	
2	9	SMASHING ROSIE	7	66.8	0:08.21	1:16.82 [2]	1:08.61 [7]	0:57.53 [7]	0:46.40 [7]	0:35.04 [6]	0:23.45 [6]	0:35.04 +1
		Maddie Mankelow		1200m	Overall	(0:08.21)	(0:11.08)	(0:11.13)	(0:11.36)	(0:11.59)	(0:11.31)	
3	8	ISHOTTHEDEPUTY	2	68.1	0:08.08	1:16.87 [3]	1:08.79 [6]	0:57.86 [5]	0:46.65 [4]	0:35.11 [5]	0:23.68 [3]	0:35.11 -5
		Sean Cormack		1200m	Overall	(0:08.08)	(0:10.93)	(0:11.21)	(0:11.54)	(0:11.43)	(0:11.49)	
4	4	UNIFIES	5	67.8	0:07.87	1:16.99 [4]	1:09.12 [3]	0:58.32 [2]	0:47.22 [2]	0:35.69 [2]	0:24.21 [1]	0:35.69 -7
		Ryan Wiggins		1200m	Overall	(0:07.87)	(0:10.80)	(0:11.10)	(0:11.53)	(0:11.48)	(0:11.68)	
5	2	NEW LEVEL	4	67.3	0:07.99	1:17.17 [5]	1:09.18 [4]	0:58.28 [4]	0:46.94 [5]	0:35.56 [3]	0:23.96 [4]	0:35.56 -2
		Raul Silvera Olivera		1200m	Overall	(0:07.99)	(0:10.90)	(0:11.34)	(0:11.38)	(0:11.60)	(0:11.53)	
6	7	FIFTY FIVE MUSTANG	1	69.6	0:08.86	1:17.44 [6]	1:08.58 [8]	0:57.13 [8]	0:46.55 [8]	0:35.34 [8]	0:23.83 [8]	0:35.34 -3
		Wanderson D'Avila		1000m	Overall	(0:08.86)	(0:11.45)	(0:10.58)	(0:11.21)	(0:11.51)	(0:11.45)	
7	6	AWESOME SPIRIT	3	66.4	0:08.05	1:18.10 [7]	1:10.05 [5]	0:58.94 [6]	0:47.74 [6]	0:36.32 [7]	0:24.71 [7]	0:36.32 -7
		Fiona Sandkuhl		1200m	Overall	(0:08.05)	(0:11.11)	(0:11.20)	(0:11.42)	(0:11.61)	(0:11.91)	
8	1	IMPRESSIONISM	9	69.2	0:07.74	1:18.14 [8]	1:10.40 [1]	0:59.64 [1]	0:48.50 [1]	0:37.02 [1]	0:25.32 [2]	0:37.02 -6
		Aidan Holt		1200m	Overall	(0:07.74)	(0:10.76)	(0:11.14)	(0:11.48)	(0:11.70)	(0:11.96)	

Scratched: Major Look (#3), Graeci (#10)



MackayProfessional

Race 7: Racing Again Thurs 19th March BM60 Handicap - 1300m

13 February 2026 - 16:44



MACKAY TURF CLUB
Ooralea Racecourse

Track Rating: Good 4, Weather: Overcast, Rail Position: True

Section						200m				Last 600m
Field Times						0:12.15 (0:12.15)				0:35.49
Rank	TAB	Horse/Jockey	Barrier	Top Speed [km/h]	Fastest Section	Margin				Distance Travelled [m]
1	5	AMBERINGER	8	67.7	0:07.79	0:12.05 [2]	1:16.61			0:34.86
		Warwick Satherley		1200m	Overall	(0:12.05)				
2	9	SMASHING ROSIE	7	66.8	0:08.21	0:12.14 [3]	1.24L			0:35.04 +1
		Maddie Mankelow		1200m	Overall	(0:12.14)				
3	8	ISHOTTHEDEPUTY	2	68.1	0:08.08	0:12.19 [4]	1.5L			0:35.11 -5
		Sean Cormack		1200m	Overall	(0:12.19)				
4	4	UNIFIES	5	67.8	0:07.87	0:12.53 [1]	2.22L			0:35.69 -7
		Ryan Wiggins		1200m	Overall	(0:12.53)				
5	2	NEW LEVEL	4	67.3	0:07.99	0:12.43 [5]	3.25L			0:35.56 -2
		Raul Silvera Olivera		1200m	Overall	(0:12.43)				
6	7	FIFTY FIVE MUSTANG	1	69.6	0:08.86	0:12.38 [7]	4.85L			0:35.34 -3
		Wanderson D'Avila		1000m	Overall	(0:12.38)				
7	6	AWESOME SPIRIT	3	66.4	0:08.05	0:12.80 [8]	8.76L			0:36.32 -7
		Fiona Sandkuhl		1200m	Overall	(0:12.80)				
8	1	IMPRESSIONISM	9	69.2	0:07.74	0:13.36 [6]	8.99L			0:37.02 -6
		Aidan Holt		1200m	Overall	(0:13.36)				

Scratched: Major Look (#3), Graeci (#10)



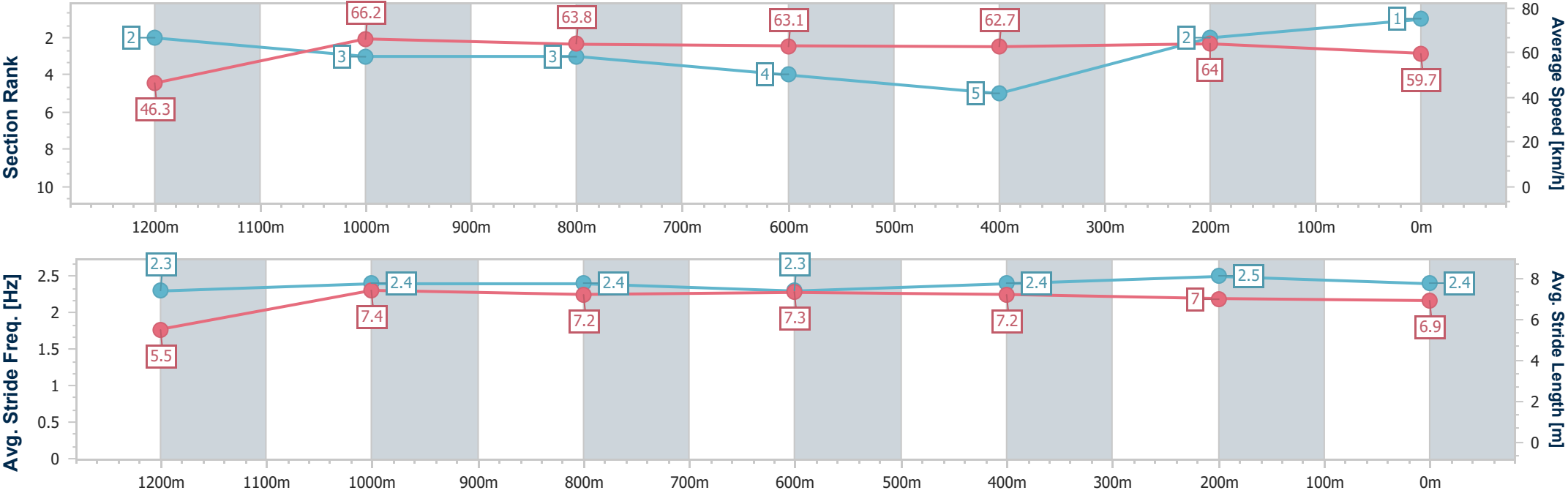
Horse/Jockey Name	Amberinger
Final Rank	1
Fastest Section Time (Section)	0:07.79 (Overall)
Top Speed [km/h] (Section)	67.7 (1200m)
Race State	Finished



MackayProfessional
Race 7: Racing Again Thurs 19th March BM60 Handicap - 1300m
13 February 2026 - 16:44
Track Rating: Good 4, Weather: Overcast, Rail Position: True



Section	Overall	1200m	1000m	800m	600m	400m	200m						
Section Times	1:16.61 [1] (0:07.79)	1:08.82 [2] (0:10.98)	0:57.84 [3] (0:11.41)	0:46.43 [3] (0:11.57)	0:34.86 [4] (0:11.56)	0:23.30 [5] (0:11.25)	0:12.05 [2] (0:12.05)						
Average Speed [km/h]	46.3	66.2	63.8	63.1	62.7	64.0	59.7						
Top Speed [km/h]	63.7	67.7	65.4	65.0	64.2	65.2	63.0						
Avg. Dist. to Rail [m]	10.0	4.9	4.7	4.4	0.8	1.8	3.8						
Avg. Stride Freq. [Hz]	2.3	2.4	2.4	2.3	2.4	2.5	2.4						
Avg. Stride Length [m]	5.5	7.4	7.2	7.3	7.2	7.0	6.9						





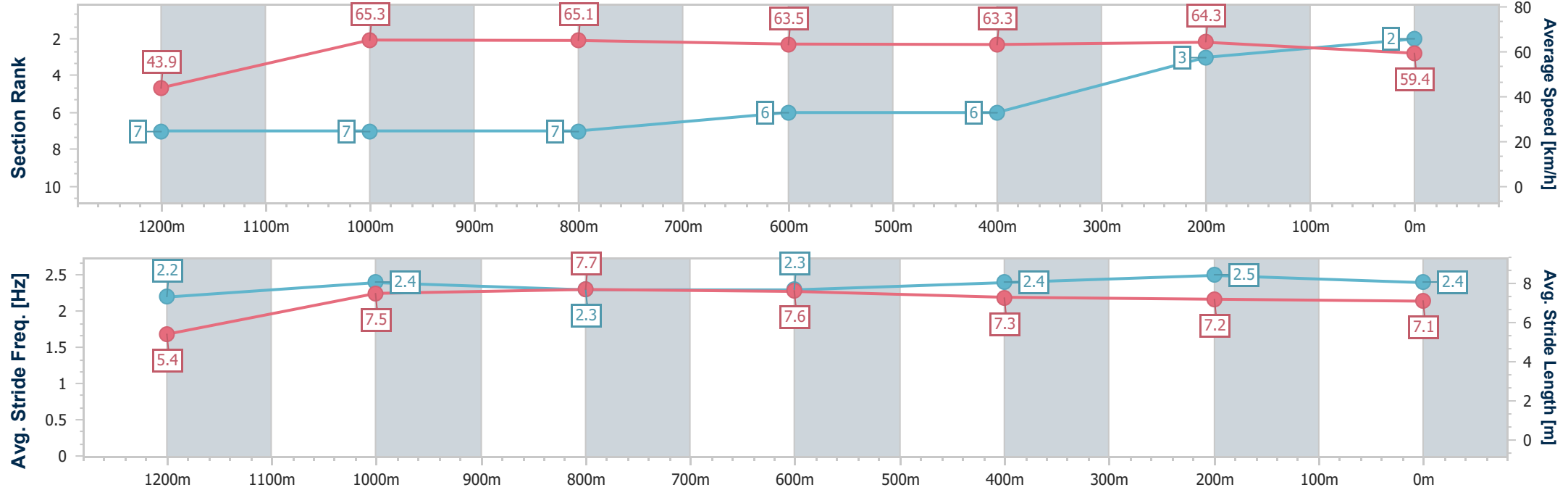
Horse/Jockey Name	Smashing Rosie
Final Rank	2
Fastest Section Time (Section)	0:08.21 (Overall)
Top Speed [km/h] (Section)	66.8 (1200m)
Race State	Finished



MackayProfessional
Race 7: Racing Again Thurs 19th March BM60 Handicap - 1300m
13 February 2026 - 16:44
Track Rating: Good 4, Weather: Overcast, Rail Position: True



Section	Overall	1200m	1000m	800m	600m	400m	200m						
Section Times	1:16.82 [2] (0:08.21)	1:08.61 [7] (0:11.08)	0:57.53 [7] (0:11.13)	0:46.40 [7] (0:11.36)	0:35.04 [6] (0:11.59)	0:23.45 [6] (0:11.31)	0:12.14 [3] (0:12.14)						
Average Speed [km/h]	43.9	65.3	65.1	63.5	63.3	64.3	59.4						
Top Speed [km/h]	62.2	66.8	66.3	64.8	64.2	65.6	62.4						
Avg. Dist. to Rail [m]	10.4	3.1	1.1	1.3	2.7	5.2	7.9						
Avg. Stride Freq. [Hz]	2.2	2.4	2.3	2.3	2.4	2.5	2.4						
Avg. Stride Length [m]	5.4	7.5	7.7	7.6	7.3	7.2	7.1						





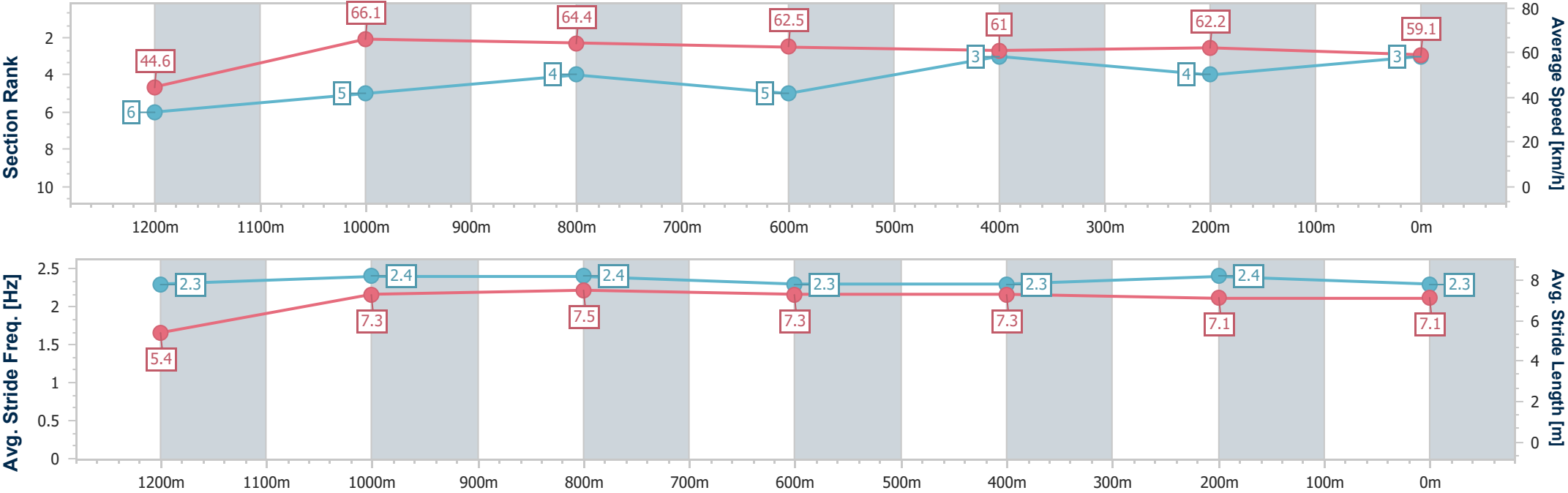
Horse/Jockey Name	Ishotthedeputy
Final Rank	3
Fastest Section Time (Section)	0:08.08 (Overall)
Top Speed [km/h] (Section)	68.1 (1200m)
Race State	Finished



MackayProfessional
Race 7: Racing Again Thurs 19th March BM60 Handicap - 1300m
13 February 2026 - 16:44
Track Rating: Good 4, Weather: Overcast, Rail Position: True



Section	Overall	1200m	1000m	800m	600m	400m	200m						
Section Times	1:16.87 [3] (0:08.08)	1:08.79 [6] (0:10.93)	0:57.86 [5] (0:11.21)	0:46.65 [4] (0:11.54)	0:35.11 [5] (0:11.43)	0:23.68 [3] (0:11.49)	0:12.19 [4] (0:12.19)						
Average Speed [km/h]	44.6	66.1	64.4	62.5	61.0	62.2	59.1						
Top Speed [km/h]	62.0	68.1	67.1	63.9	62.6	63.4	61.4						
Avg. Dist. to Rail [m]	5.3	1.5	1.9	0.9	3.9	1.7	1.9						
Avg. Stride Freq. [Hz]	2.3	2.4	2.4	2.3	2.3	2.4	2.3						
Avg. Stride Length [m]	5.4	7.3	7.5	7.3	7.3	7.1	7.1						





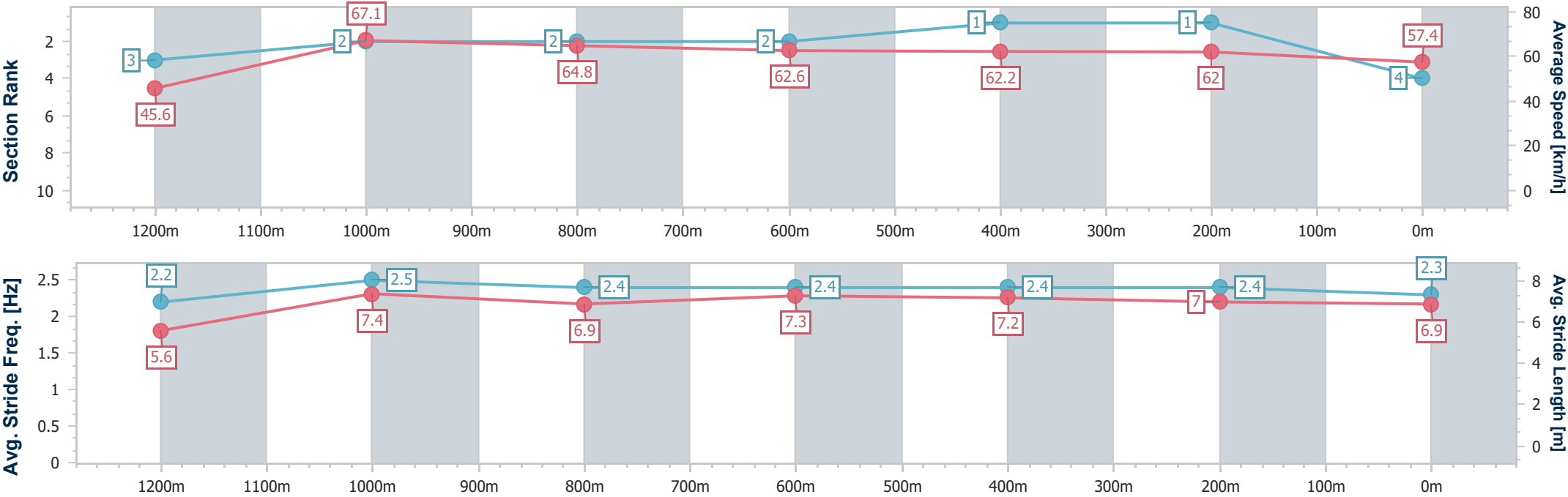
Horse/Jockey Name	Unifies
Final Rank	4
Fastest Section Time (Section)	0:07.87 (Overall)
Top Speed [km/h] (Section)	67.8 (1200m)
Race State	Finished



MackayProfessional
Race 7: Racing Again Thurs 19th March BM60 Handicap - 1300m
13 February 2026 - 16:44
Track Rating: Good 4, Weather: Overcast, Rail Position: True



Section	Overall	1200m	1000m	800m	600m	400m	200m						
Section Times	1:16.99 [4] (0:07.87)	1:09.12 [3] (0:10.80)	0:58.32 [2] (0:11.10)	0:47.22 [2] (0:11.53)	0:35.69 [2] (0:11.48)	0:24.21 [1] (0:11.68)	0:12.53 [1] (0:12.53)						
Average Speed [km/h]	45.6	67.1	64.8	62.6	62.2	62.0	57.4						
Top Speed [km/h]	64.5	67.8	67.6	63.6	63.4	63.3	60.2						
Avg. Dist. to Rail [m]	8.2	1.6	0.9	0.5	0.8	2.9	4.8						
Avg. Stride Freq. [Hz]	2.2	2.5	2.4	2.4	2.4	2.4	2.3						
Avg. Stride Length [m]	5.6	7.4	6.9	7.3	7.2	7.0	6.9						





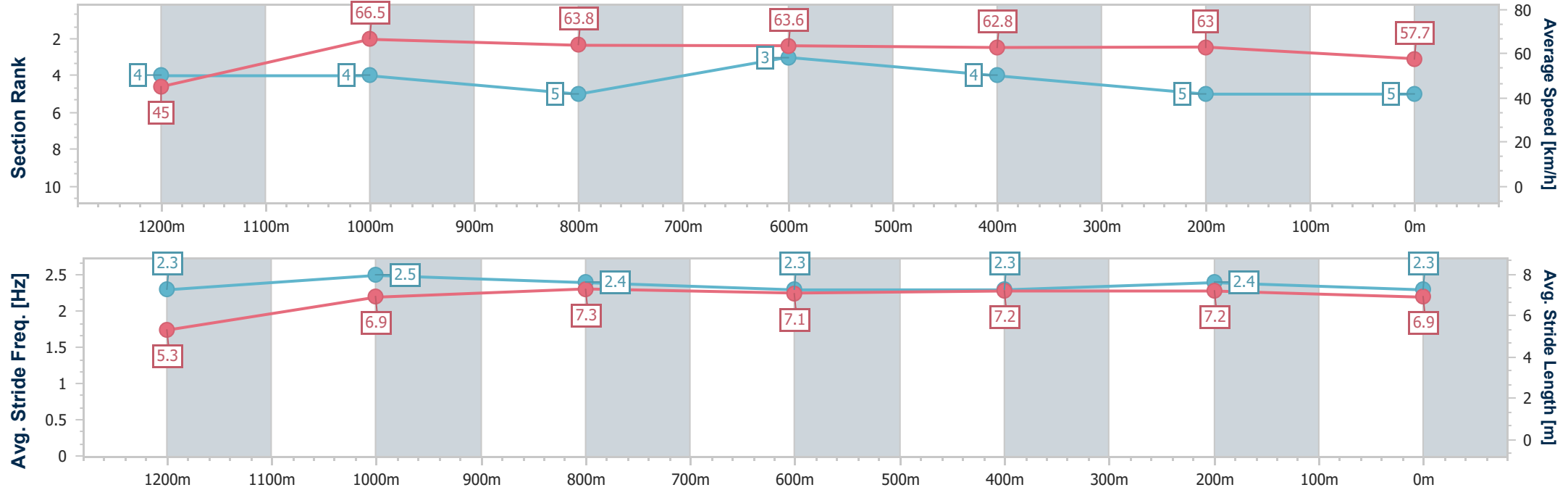
Horse/Jockey Name	New Level
Final Rank	5
Fastest Section Time (Section)	0:07.99 (Overall)
Top Speed [km/h] (Section)	67.3 (1200m)
Race State	Finished



MackayProfessional
Race 7: Racing Again Thurs 19th March BM60 Handicap - 1300m
13 February 2026 - 16:44
Track Rating: Good 4, Weather: Overcast, Rail Position: True



Section	Overall	1200m	1000m	800m	600m	400m	200m						
Section Times	1:17.17 [5] (0:07.99)	1:09.18 [4] (0:10.90)	0:58.28 [4] (0:11.34)	0:46.94 [5] (0:11.38)	0:35.56 [3] (0:11.60)	0:23.96 [4] (0:11.53)	0:12.43 [5] (0:12.43)						
Average Speed [km/h]	45.0	66.5	63.8	63.6	62.8	63.0	57.7						
Top Speed [km/h]	62.4	67.3	66.1	64.3	63.8	63.7	61.5						
Avg. Dist. to Rail [m]	8.0	3.3	2.3	2.1	1.2	4.8	7.6						
Avg. Stride Freq. [Hz]	2.3	2.5	2.4	2.3	2.3	2.4	2.3						
Avg. Stride Length [m]	5.3	6.9	7.3	7.1	7.2	7.2	6.9						





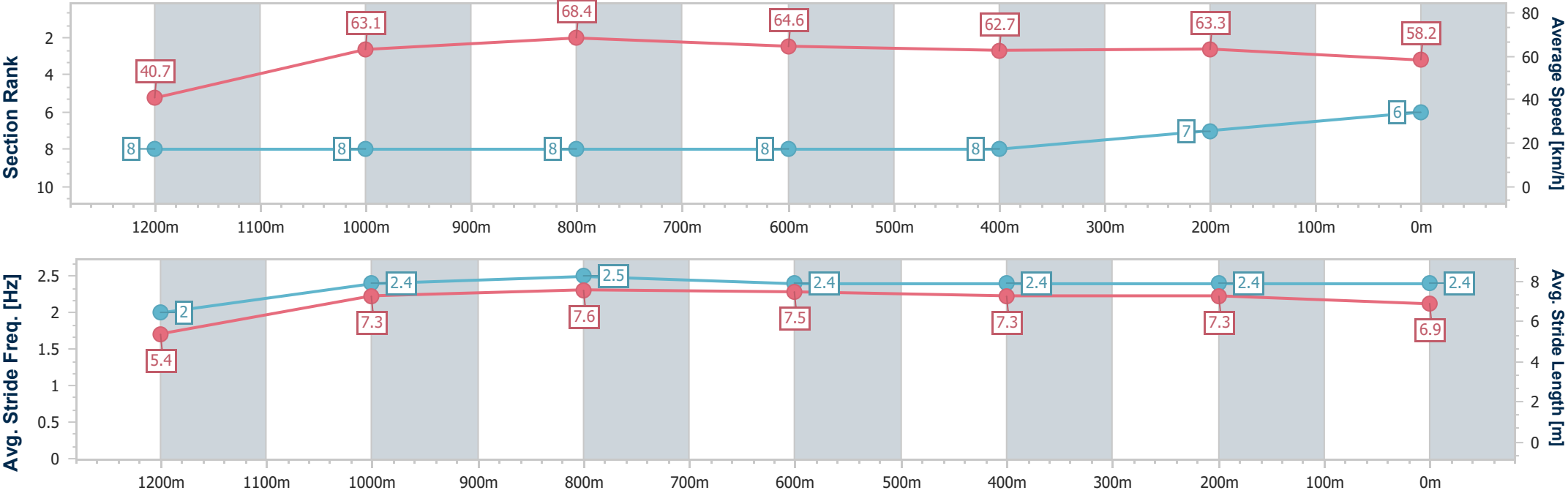
Horse/Jockey Name	Fifty Five Mustang
Final Rank	6
Fastest Section Time (Section)	0:08.86 (Overall)
Top Speed [km/h] (Section)	69.6 (1000m)
Race State	Finished



MackayProfessional
Race 7: Racing Again Thurs 19th March BM60 Handicap - 1300m
13 February 2026 - 16:44
Track Rating: Good 4, Weather: Overcast, Rail Position: True



Section	Overall	1200m	1000m	800m	600m	400m	200m						
Section Times	1:17.44 [6] (0:08.86)	1:08.58 [8] (0:11.45)	0:57.13 [8] (0:10.58)	0:46.55 [8] (0:11.21)	0:35.34 [8] (0:11.51)	0:23.83 [8] (0:11.45)	0:12.38 [7] (0:12.38)						
Average Speed [km/h]	40.7	63.1	68.4	64.6	62.7	63.3	58.2						
Top Speed [km/h]	57.0	67.3	69.6	68.7	64.0	64.2	62.1						
Avg. Dist. to Rail [m]	4.6	1.7	1.0	2.0	0.7	4.9	7.9						
Avg. Stride Freq. [Hz]	2.0	2.4	2.5	2.4	2.4	2.4	2.4						
Avg. Stride Length [m]	5.4	7.3	7.6	7.5	7.3	7.3	6.9						



[] Ranking at each section and finish
-.-.- No data available at this section
NA No data available



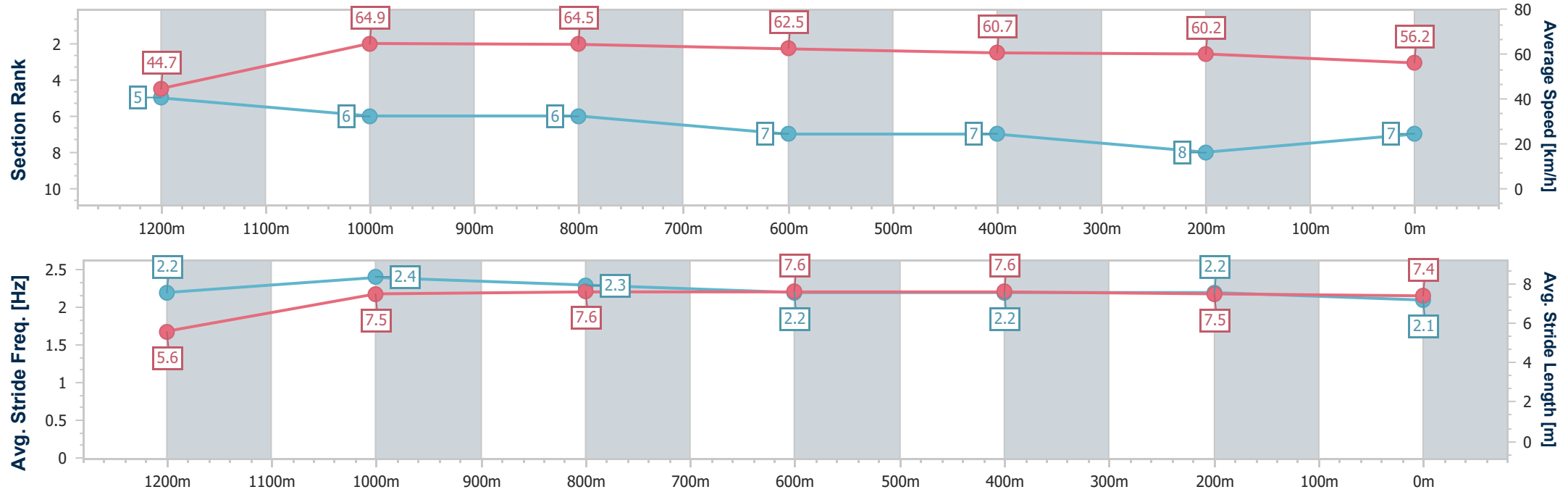
Horse/Jockey Name	Awesome Spirit
Final Rank	7
Fastest Section Time (Section)	0:08.05 (Overall)
Top Speed [km/h] (Section)	66.4 (1200m)
Race State	Finished



MackayProfessional
Race 7: Racing Again Thurs 19th March BM60 Handicap - 1300m
13 February 2026 - 16:44
Track Rating: Good 4, Weather: Overcast, Rail Position: True



Section	Overall	1200m	1000m	800m	600m	400m	200m						
Section Times	1:18.10 [7] (0:08.05)	1:10.05 [5] (0:11.11)	0:58.94 [6] (0:11.20)	0:47.74 [6] (0:11.42)	0:36.32 [7] (0:11.61)	0:24.71 [7] (0:11.91)	0:12.80 [8] (0:12.80)						
Average Speed [km/h]	44.7	64.9	64.5	62.5	60.7	60.2	56.2						
Top Speed [km/h]	61.5	66.4	65.4	63.5	61.4	60.9	58.9						
Avg. Dist. to Rail [m]	6.5	2.2	1.1	1.5	3.0	1.3	3.2						
Avg. Stride Freq. [Hz]	2.2	2.4	2.3	2.2	2.2	2.2	2.1						
Avg. Stride Length [m]	5.6	7.5	7.6	7.6	7.6	7.5	7.4						



[] Ranking at each section and finish
-.-.- No data available at this section
NA No data available



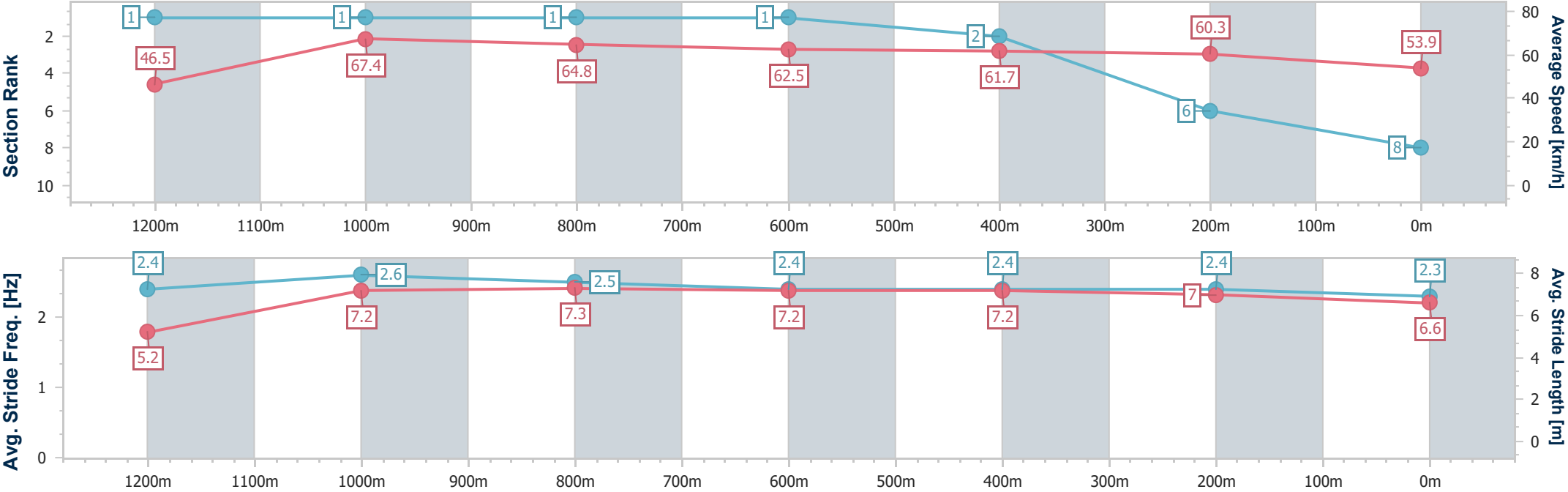
Horse/Jockey Name	Impressionism
Final Rank	8
Fastest Section Time (Section)	0:07.74 (Overall)
Top Speed [km/h] (Section)	69.2 (1200m)
Race State	Finished



MackayProfessional
Race 7: Racing Again Thurs 19th March BM60 Handicap - 1300m
13 February 2026 - 16:44
Track Rating: Good 4, Weather: Overcast, Rail Position: True



Section	Overall	1200m	1000m	800m	600m	400m	200m						
Section Times	1:18.14 [8] (0:07.74)	1:10.40 [1] (0:10.76)	0:59.64 [1] (0:11.14)	0:48.50 [1] (0:11.48)	0:37.02 [1] (0:11.70)	0:25.32 [2] (0:11.96)	0:13.36 [6] (0:13.36)						
Average Speed [km/h]	46.5	67.4	64.8	62.5	61.7	60.3	53.9						
Top Speed [km/h]	65.1	69.2	66.1	63.8	63.3	61.8	58.4						
Avg. Dist. to Rail [m]	11.6	3.9	1.0	0.7	0.5	1.1	0.9						
Avg. Stride Freq. [Hz]	2.4	2.6	2.5	2.4	2.4	2.4	2.3						
Avg. Stride Length [m]	5.2	7.2	7.3	7.2	7.2	7.0	6.6						





MackayProfessional

Race 8: Happy Valentine's Day from MTC Class 3 Plate - 1560m

13 February 2026 - 17:21



MACKAY TURF CLUB
Ooralea Racecourse

Track Rating: Good 4, Weather: Overcast, Rail Position: True

Section					Overall	1400m	1200m	1000m	800m	600m	400m	Last 600m		
Field Times					1:36.20 (0:11.38)	1:24.82 (0:12.20)	1:12.62 (0:12.39)	1:00.23 (0:12.64)	0:47.59 (0:12.43)	0:35.16 (0:11.95)	0:23.21 (0:11.40)	0:35.16		
Rank	TAB	Horse/Jockey	Barrier	Top Speed [km/h]	Fastest Section									Distance Travelled [m]
1	7	BE BOB ALOOLA	4	65.8	0:11.27	1:36.20 [1]	1:24.16 [5]	1:11.85 [5]	0:59.40 [4]	0:46.95 [4]	0:34.81 [4]	0:23.08 [3]	0:34.81	
		Raul Silvera Olivera		400m	400m	(0:12.04)	(0:12.31)	(0:12.45)	(0:12.45)	(0:12.14)	(0:11.73)	(0:11.27)		
2	8	BITTER SPIRIT	7	68.2	0:11.07	1:36.29 [2]	1:23.94 [9]	1:11.66 [7]	0:59.12 [6]	0:46.73 [6]	0:34.54 [5]	0:22.84 [5]	0:34.54	-1
		Sean Cormack		400m	400m	(0:12.35)	(0:12.28)	(0:12.54)	(0:12.39)	(0:12.19)	(0:11.70)	(0:11.07)		
3	3	MASALI RAFFA	8	64.2	0:11.38	1:36.46 [3]	1:25.08 [1]	1:12.88 [1]	1:00.49 [1]	0:47.85 [1]	0:35.42 [1]	0:23.47 [1]	0:35.42	-5
		Adam Sewell		400m	Overall	(0:11.38)	(0:12.20)	(0:12.39)	(0:12.64)	(0:12.43)	(0:11.95)	(0:11.49)		
4	4	MISTERKIPCHOGE	6	63.7	0:11.49	1:36.57 [4]	1:24.77 [3]	1:12.51 [3]	0:59.95 [3]	0:47.47 [3]	0:35.20 [3]	0:23.43 [4]	0:35.20	-7
		Aidan Holt		400m	400m	(0:11.80)	(0:12.26)	(0:12.56)	(0:12.48)	(0:12.27)	(0:11.77)	(0:11.49)		
5	1	CHAPARRAL CHASE	5	62.9	0:11.60	1:36.78 [5]	1:25.12 [2]	1:12.93 [2]	1:00.45 [2]	0:47.83 [2]	0:35.57 [2]	0:23.71 [2]	0:35.57	-2
		Nathan Thomas		400m	400m	(0:11.66)	(0:12.19)	(0:12.48)	(0:12.62)	(0:12.26)	(0:11.86)	(0:11.60)		
6	9	GRUMPYWANTSATISSUE	1	63.9	0:11.36	1:36.88 [6]	1:24.55 [8]	1:12.31 [6]	0:59.60 [7]	0:47.16 [7]	0:34.94 [7]	0:23.29 [8]	0:34.94	-8
		Chris McIver		400m	400m	(0:12.33)	(0:12.24)	(0:12.71)	(0:12.44)	(0:12.22)	(0:11.65)	(0:11.36)		
7	2	CITIROC	3	65.4	0:11.38	1:36.95 [7]	1:24.94 [4]	1:12.61 [4]	0:59.93 [5]	0:47.51 [5]	0:35.20 [6]	0:23.47 [6]	0:35.20	-5
		Tasha Chambers		400m	400m	(0:12.01)	(0:12.33)	(0:12.68)	(0:12.42)	(0:12.31)	(0:11.73)	(0:11.38)		
8	10	KHAMIS	9	64.5	0:11.42	1:37.11 [8]	1:24.82 [7]	1:12.25 [9]	0:59.55 [9]	0:47.26 [8]	0:35.12 [8]	0:23.54 [7]	0:35.12	+1
		Olivia Kendal		400m	400m	(0:12.29)	(0:12.57)	(0:12.70)	(0:12.29)	(0:12.14)	(0:11.58)	(0:11.42)		
9	5	TORQUE ESPAGNA	2	62.8	0:11.63	1:37.98 [9]	1:25.83 [6]	1:13.27 [8]	1:00.53 [8]	0:48.07 [9]	0:35.83 [9]	0:24.15 [9]	0:35.83	+1
		Ryan Wiggins		600m	400m	(0:12.15)	(0:12.56)	(0:12.74)	(0:12.46)	(0:12.24)	(0:11.68)	(0:11.63)		

Scratched: Whirlwind (#6)



MackayProfessional

Race 8: Happy Valentine's Day from MTC Class 3 Plate - 1560m

13 February 2026 - 17:21



MACKAY TURF CLUB
Ooralea Racecourse

Track Rating: Good 4, Weather: Overcast, Rail Position: True

Section		200m					Last 600m		
Field Times		0:11.81 (0:11.81)					0:35.16		
Rank	TAB	Horse/Jockey	Barrier	Top Speed [km/h]	Fastest Section	Margin		Distance Travelled [m]	
1	7	BE BOB ALOOLA	4	65.8	0:11.27	0:11.81 [1]	1:36.20	0:34.81	
		Raul Silvera Olivera		400m	400m	(0:11.81)			
2	8	BITTER SPIRIT	7	68.2	0:11.07	0:11.77 [3]	0.5L	0:34.54	-1
		Sean Cormack		400m	400m	(0:11.77)			
3	3	MASALI RAFFA	8	64.2	0:11.38	0:11.98 [2]	1.52L	0:35.42	-5
		Adam Sewell		400m	Overall	(0:11.98)			
4	4	MISTERKIPCHOGE	6	63.7	0:11.49	0:11.94 [4]	2.17L	0:35.20	-7
		Aidan Holt		400m	400m	(0:11.94)			
5	1	CHAPARRAL CHASE	5	62.9	0:11.60	0:12.11 [5]	3.39L	0:35.57	-2
		Nathan Thomas		400m	400m	(0:12.11)			
6	9	GRUMPYWANTSATISSUE	1	63.9	0:11.36	0:11.93 [7]	3.98L	0:34.94	-8
		Chris McIver		400m	400m	(0:11.93)			
7	2	CITIROC	3	65.4	0:11.38	0:12.09 [6]	4.4L	0:35.20	-5
		Tasha Chambers		400m	400m	(0:12.09)			
8	10	KHAMIS	9	64.5	0:11.42	0:12.12 [8]	5.33L	0:35.12	+1
		Olivia Kendal		400m	400m	(0:12.12)			
9	5	TORQUE ESPAGNA	2	62.8	0:11.63	0:12.52 [9]	10.46L	0:35.83	+1
		Ryan Wiggins		600m	400m	(0:12.52)			

Scratched: Whirlwind (#6)



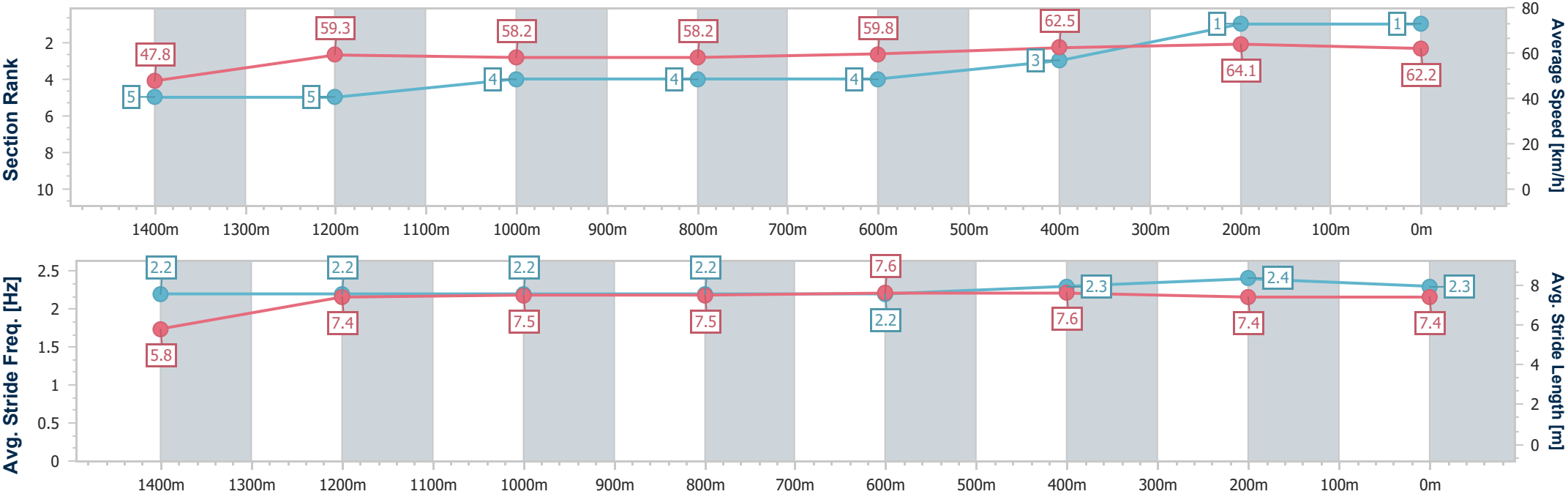
Horse/Jockey Name	Be Bob Aloola
Final Rank	1
Fastest Section Time (Section)	0:11.27 (400m)
Top Speed [km/h] (Section)	65.8 (400m)
Race State	Finished



MackayProfessional
Race 8: Happy Valentine's Day from MTC Class 3 Plate - 1560m
13 February 2026 - 17:21
Track Rating: Good 4, Weather: Overcast, Rail Position: True



Section	Overall	1400m	1200m	1000m	800m	600m	400m	200m					
Section Times	1:36.20 [1] (0:12.04)	1:24.16 [5] (0:12.31)	1:11.85 [5] (0:12.45)	0:59.40 [4] (0:12.45)	0:46.95 [4] (0:12.14)	0:34.81 [4] (0:11.73)	0:23.08 [3] (0:11.27)	0:11.81 [1] (0:11.81)					
Average Speed [km/h]	47.8	59.3	58.2	58.2	59.8	62.5	64.1	62.2					
Top Speed [km/h]	59.0	60.4	58.8	58.7	61.3	65.7	65.8	62.7					
Avg. Dist. to Rail [m]	3.3	2.9	2.9	2.2	2.1	2.3	2.2	2.4					
Avg. Stride Freq. [Hz]	2.2	2.2	2.2	2.2	2.2	2.3	2.4	2.3					
Avg. Stride Length [m]	5.8	7.4	7.5	7.5	7.6	7.6	7.4	7.4					





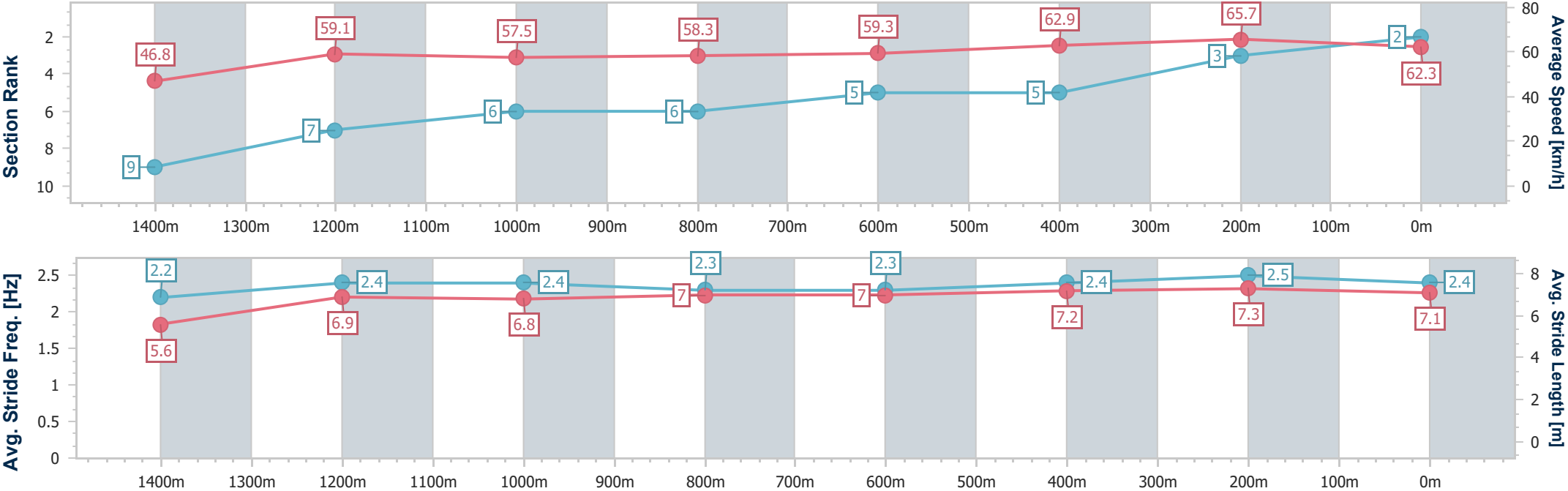
Horse/Jockey Name	Bitter Spirit
Final Rank	2
Fastest Section Time (Section)	0:11.07 (400m)
Top Speed [km/h] (Section)	68.2 (400m)
Race State	Finished



MackayProfessional
Race 8: Happy Valentine's Day from MTC Class 3 Plate - 1560m
13 February 2026 - 17:21
Track Rating: Good 4, Weather: Overcast, Rail Position: True



Section	Overall	1400m	1200m	1000m	800m	600m	400m	200m					
Section Times	1:36.29 [2] (0:12.35)	1:23.94 [9] (0:12.28)	1:11.66 [7] (0:12.54)	0:59.12 [6] (0:12.39)	0:46.73 [6] (0:12.19)	0:34.54 [5] (0:11.70)	0:22.84 [5] (0:11.07)	0:11.77 [3] (0:11.77)					
Average Speed [km/h]	46.8	59.1	57.5	58.3	59.3	62.9	65.7	62.3					
Top Speed [km/h]	57.6	60.8	58.1	59.2	62.6	65.4	68.2	64.9					
Avg. Dist. to Rail [m]	6.1	1.7	1.2	1.4	1.7	2.5	5.8	5.9					
Avg. Stride Freq. [Hz]	2.2	2.4	2.4	2.3	2.3	2.4	2.5	2.4					
Avg. Stride Length [m]	5.6	6.9	6.8	7.0	7.0	7.2	7.3	7.1					





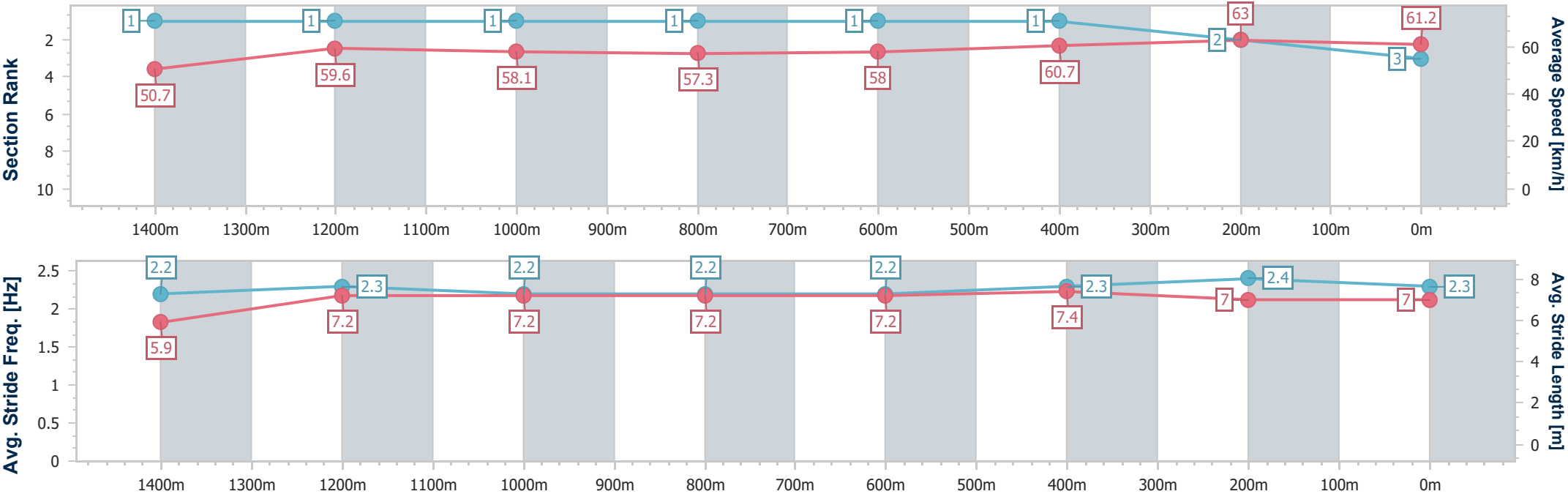
Horse/Jockey Name	Masali Raffa
Final Rank	3
Fastest Section Time (Section)	0:11.38 (Overall)
Top Speed [km/h] (Section)	64.2 (400m)
Race State	Finished



MackayProfessional
Race 8: Happy Valentine's Day from MTC Class 3 Plate - 1560m
13 February 2026 - 17:21
Track Rating: Good 4, Weather: Overcast, Rail Position: True



Section	Overall	1400m	1200m	1000m	800m	600m	400m	200m					
Section Times	1:36.46 [3] (0:11.38)	1:25.08 [1] (0:12.20)	1:12.88 [1] (0:12.39)	1:00.49 [1] (0:12.64)	0:47.85 [1] (0:12.43)	0:35.42 [1] (0:11.95)	0:23.47 [1] (0:11.49)	0:11.98 [2] (0:11.98)					
Average Speed [km/h]	50.7	59.6	58.1	57.3	58.0	60.7	63.0	61.2					
Top Speed [km/h]	62.8	61.5	60.4	58.1	59.6	61.7	64.2	62.9					
Avg. Dist. to Rail [m]	7.9	2.3	1.8	1.4	0.8	1.1	1.9	2.0					
Avg. Stride Freq. [Hz]	2.2	2.3	2.2	2.2	2.2	2.3	2.4	2.3					
Avg. Stride Length [m]	5.9	7.2	7.2	7.2	7.2	7.4	7.0	7.0					





Horse/Jockey Name	Misterkipchoge
Final Rank	4
Fastest Section Time (Section)	0:11.49 (400m)
Top Speed [km/h] (Section)	63.7 (400m)
Race State	Finished



MackayProfessional

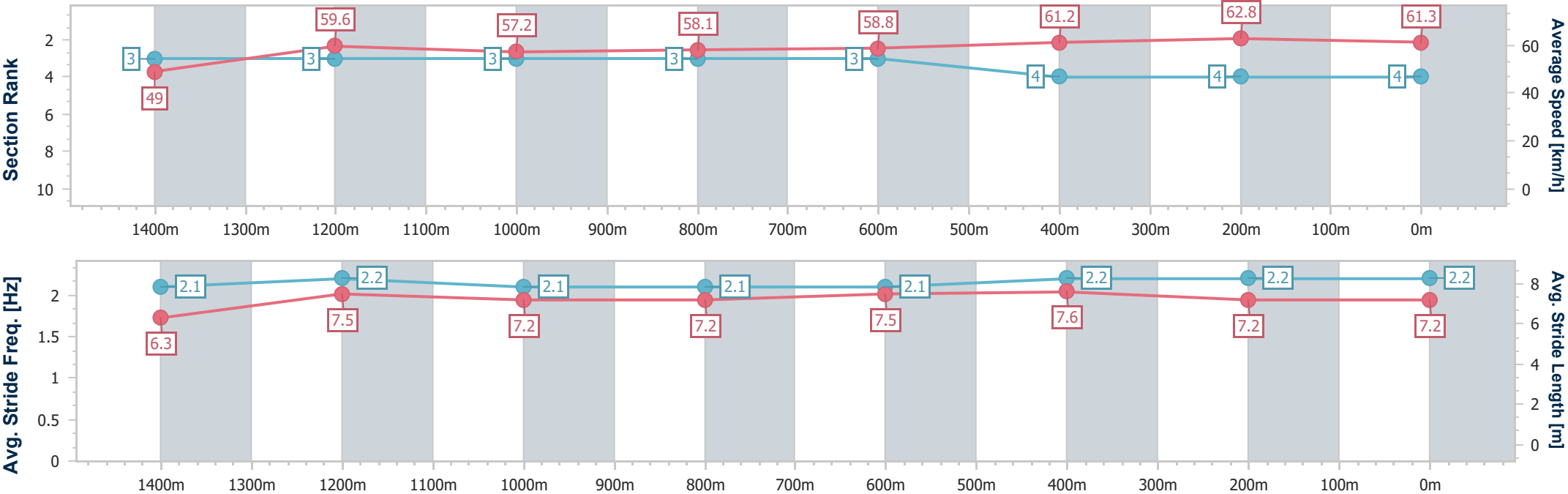
Race 8: Happy Valentine's Day from MTC Class 3 Plate - 1560m

13 February 2026 - 17:21

Track Rating: Good 4, Weather: Overcast, Rail Position: True



Section	Overall	1400m	1200m	1000m	800m	600m	400m	200m					
Section Times	1:36.57 [4] (0:11.80)	1:24.77 [3] (0:12.26)	1:12.51 [3] (0:12.56)	0:59.95 [3] (0:12.48)	0:47.47 [3] (0:12.27)	0:35.20 [3] (0:11.77)	0:23.43 [4] (0:11.49)	0:11.94 [4] (0:11.94)					
Average Speed [km/h]	49.0	59.6	57.2	58.1	58.8	61.2	62.8	61.3					
Top Speed [km/h]	59.5	61.0	58.6	58.5	60.0	63.0	63.7	63.0					
Avg. Dist. to Rail [m]	6.0	2.7	1.3	1.0	0.7	0.4	1.4	2.6					
Avg. Stride Freq. [Hz]	2.1	2.2	2.1	2.1	2.1	2.2	2.2	2.2					
Avg. Stride Length [m]	6.3	7.5	7.2	7.2	7.5	7.6	7.2	7.2					





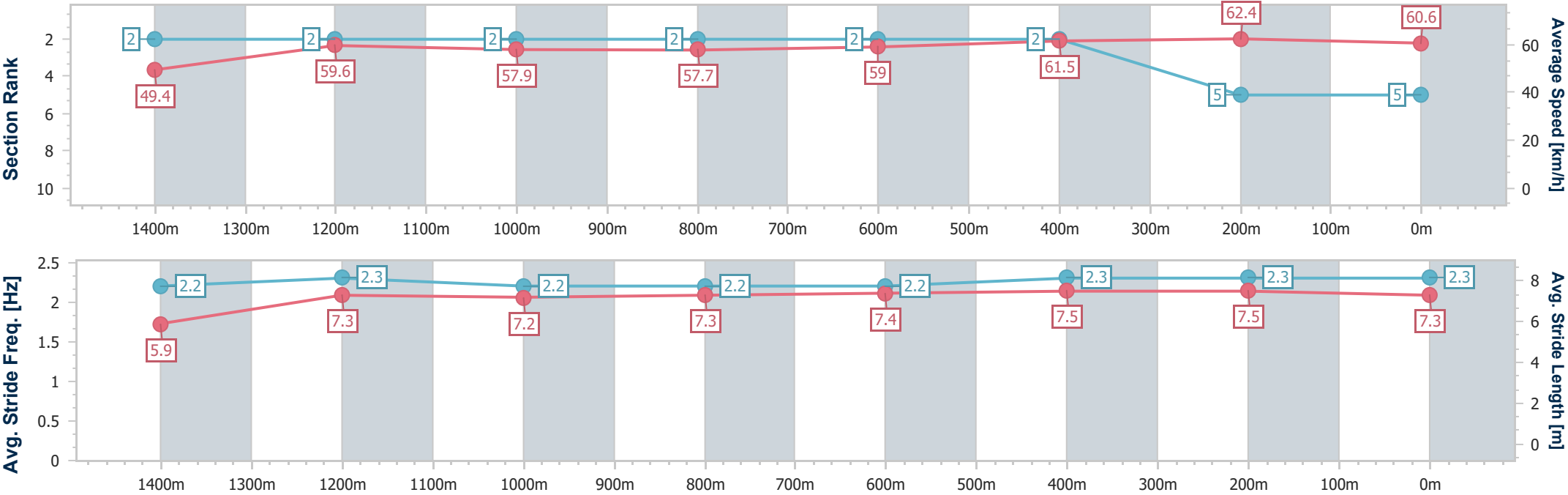
Horse/Jockey Name	Chaparral Chase
Final Rank	5
Fastest Section Time (Section)	0:11.60 (400m)
Top Speed [km/h] (Section)	62.9 (400m)
Race State	Finished



MackayProfessional
Race 8: Happy Valentine's Day from MTC Class 3 Plate - 1560m
13 February 2026 - 17:21
Track Rating: Good 4, Weather: Overcast, Rail Position: True



Section	Overall	1400m	1200m	1000m	800m	600m	400m	200m					
Section Times	1:36.78 [5] (0:11.66)	1:25.12 [2] (0:12.19)	1:12.93 [2] (0:12.48)	1:00.45 [2] (0:12.62)	0:47.83 [2] (0:12.26)	0:35.57 [2] (0:11.86)	0:23.71 [2] (0:11.60)	0:12.11 [5] (0:12.11)					
Average Speed [km/h]	49.4	59.6	57.9	57.7	59.0	61.5	62.4	60.6					
Top Speed [km/h]	60.5	60.9	59.2	58.2	60.3	62.7	62.9	62.7					
Avg. Dist. to Rail [m]	4.2	1.4	2.4	2.3	1.9	1.7	2.8	4.4					
Avg. Stride Freq. [Hz]	2.2	2.3	2.2	2.2	2.2	2.3	2.3	2.3					
Avg. Stride Length [m]	5.9	7.3	7.2	7.3	7.4	7.5	7.5	7.3					





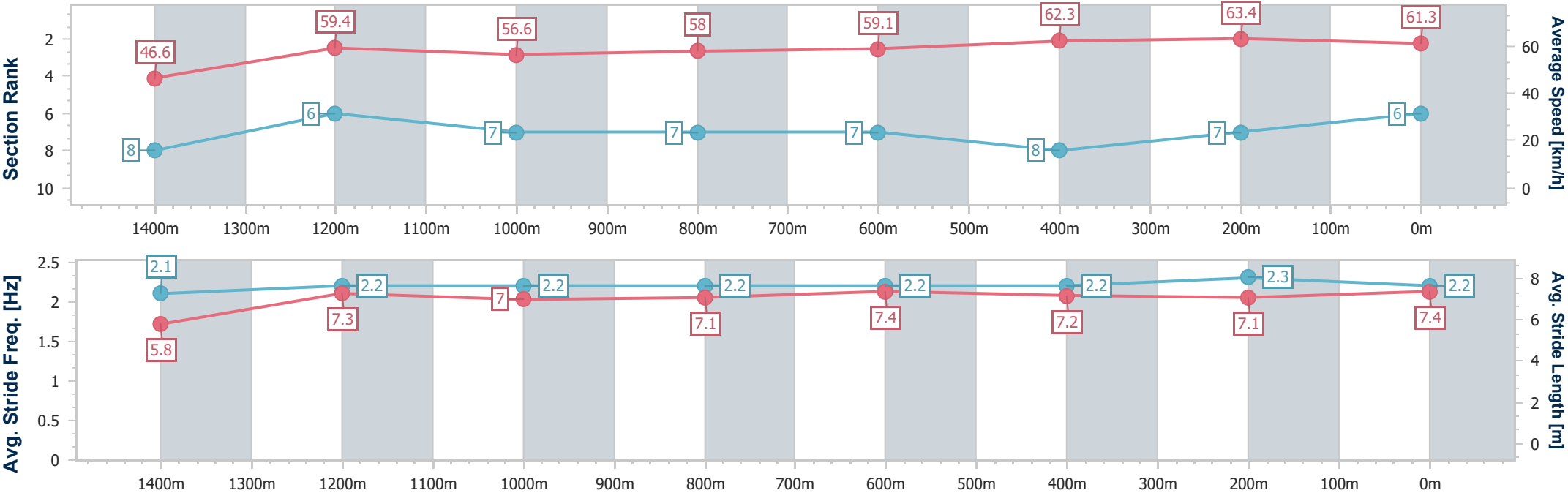
Horse/Jockey Name	Grumpywantsatissue
Final Rank	6
Fastest Section Time (Section)	0:11.36 (400m)
Top Speed [km/h] (Section)	63.9 (400m)
Race State	Finished



MackayProfessional
Race 8: Happy Valentine's Day from MTC Class 3 Plate - 1560m
13 February 2026 - 17:21
Track Rating: Good 4, Weather: Overcast, Rail Position: True



Section	Overall	1400m	1200m	1000m	800m	600m	400m	200m					
Section Times	1:36.88 [6] (0:12.33)	1:24.55 [8] (0:12.24)	1:12.31 [6] (0:12.71)	0:59.60 [7] (0:12.44)	0:47.16 [7] (0:12.22)	0:34.94 [7] (0:11.65)	0:23.29 [8] (0:11.36)	0:11.93 [7] (0:11.93)					
Average Speed [km/h]	46.6	59.4	56.6	58.0	59.1	62.3	63.4	61.3					
Top Speed [km/h]	58.6	60.9	57.6	59.1	61.2	63.5	63.9	62.7					
Avg. Dist. to Rail [m]	1.5	1.3	1.3	1.0	0.8	0.5	2.8	4.8					
Avg. Stride Freq. [Hz]	2.1	2.2	2.2	2.2	2.2	2.2	2.3	2.2					
Avg. Stride Length [m]	5.8	7.3	7.0	7.1	7.4	7.2	7.1	7.4					





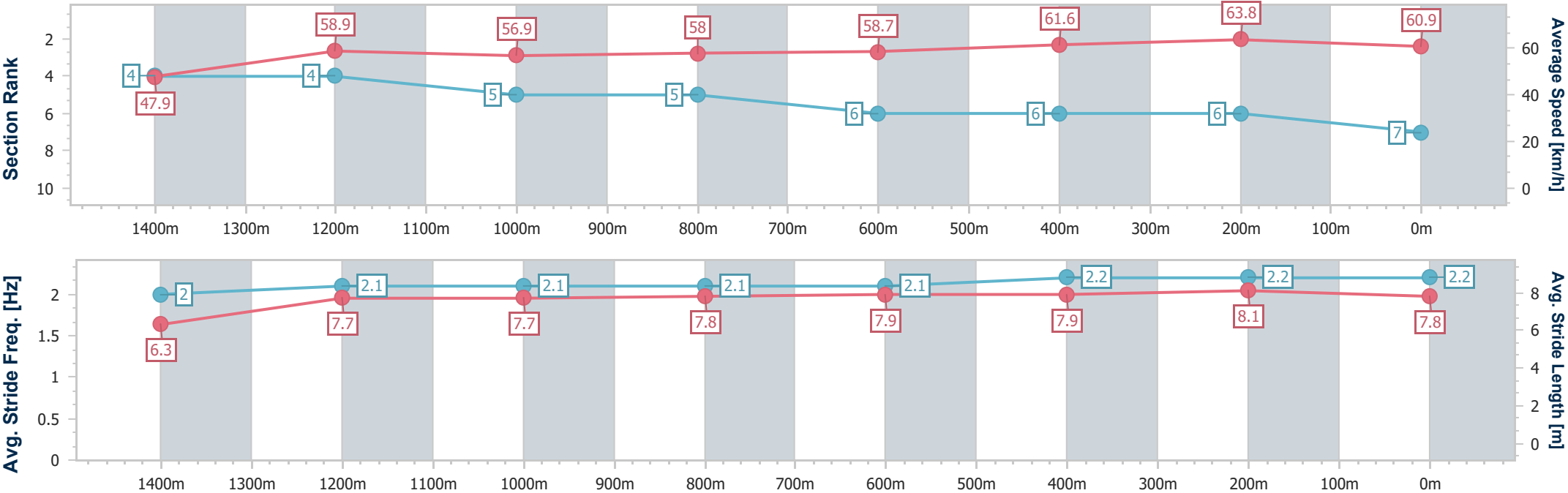
Horse/Jockey Name	Citiroc
Final Rank	7
Fastest Section Time (Section)	0:11.38 (400m)
Top Speed [km/h] (Section)	65.4 (400m)
Race State	Finished



MackayProfessional
Race 8: Happy Valentine's Day from MTC Class 3 Plate - 1560m
13 February 2026 - 17:21
Track Rating: Good 4, Weather: Overcast, Rail Position: True



Section	Overall	1400m	1200m	1000m	800m	600m	400m	200m					
Section Times	1:36.95 [7] (0:12.01)	1:24.94 [4] (0:12.33)	1:12.61 [4] (0:12.68)	0:59.93 [5] (0:12.42)	0:47.51 [5] (0:12.31)	0:35.20 [6] (0:11.73)	0:23.47 [6] (0:11.38)	0:12.09 [6] (0:12.09)					
Average Speed [km/h]	47.9	58.9	56.9	58.0	58.7	61.6	63.8	60.9					
Top Speed [km/h]	59.0	59.7	58.2	58.5	60.3	63.6	65.4	62.7					
Avg. Dist. to Rail [m]	2.6	1.1	1.2	0.8	0.7	0.8	4.0	5.7					
Avg. Stride Freq. [Hz]	2.0	2.1	2.1	2.1	2.1	2.2	2.2	2.2					
Avg. Stride Length [m]	6.3	7.7	7.7	7.8	7.9	7.9	8.1	7.8					





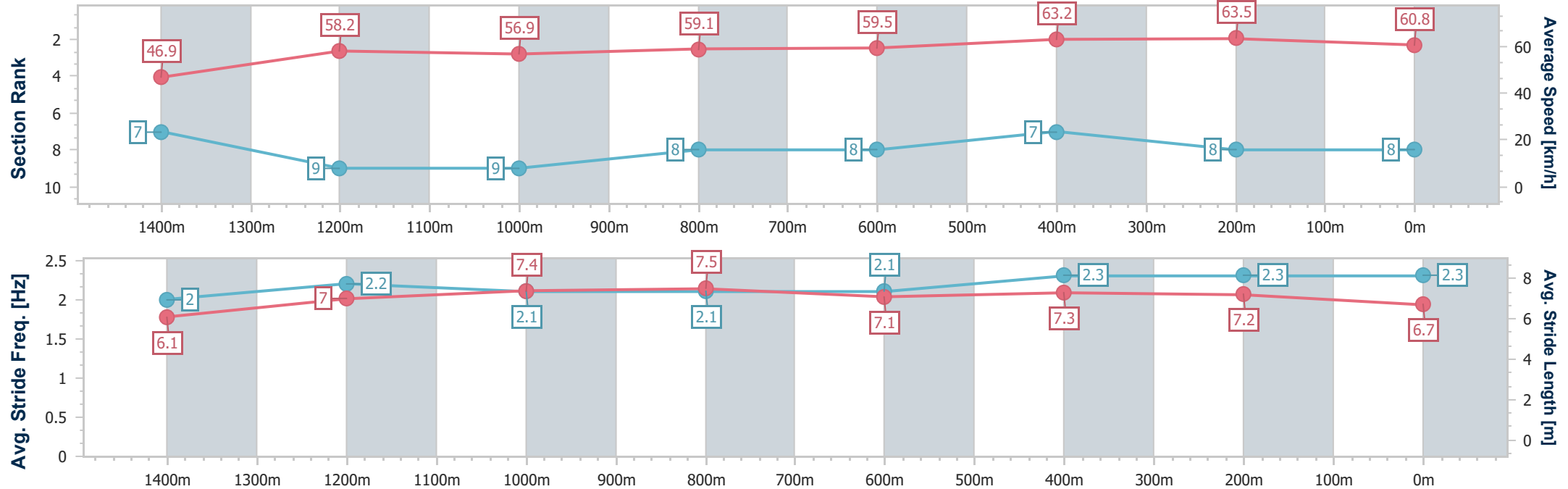
Horse/Jockey Name	Khamis
Final Rank	8
Fastest Section Time (Section)	0:11.42 (400m)
Top Speed [km/h] (Section)	64.5 (400m)
Race State	Finished



MackayProfessional
Race 8: Happy Valentine's Day from MTC Class 3 Plate - 1560m
13 February 2026 - 17:21
Track Rating: Good 4, Weather: Overcast, Rail Position: True



Section	Overall	1400m	1200m	1000m	800m	600m	400m	200m					
Section Times	1:37.11 [8] (0:12.29)	1:24.82 [7] (0:12.57)	1:12.25 [9] (0:12.70)	0:59.55 [9] (0:12.29)	0:47.26 [8] (0:12.14)	0:35.12 [8] (0:11.58)	0:23.54 [7] (0:11.42)	0:12.12 [8] (0:12.12)					
Average Speed [km/h]	46.9	58.2	56.9	59.1	59.5	63.2	63.5	60.8					
Top Speed [km/h]	57.0	59.5	58.4	60.0	62.2	64.4	64.5	62.1					
Avg. Dist. to Rail [m]	8.3	3.4	2.3	2.1	2.3	1.9	5.4	9.5					
Avg. Stride Freq. [Hz]	2.0	2.2	2.1	2.1	2.1	2.3	2.3	2.3					
Avg. Stride Length [m]	6.1	7.0	7.4	7.5	7.1	7.3	7.2	6.7					





Horse/Jockey Name	Torque Espagna
Final Rank	9
Fastest Section Time (Section)	0:11.63 (400m)
Top Speed [km/h] (Section)	62.8 (600m)
Race State	Finished



MackayProfessional
Race 8: Happy Valentine's Day from MTC Class 3 Plate - 1560m
13 February 2026 - 17:21
Track Rating: Good 4, Weather: Overcast, Rail Position: True



Section	Overall	1400m	1200m	1000m	800m	600m	400m	200m					
Section Times	1:37.98 [9] (0:12.15)	1:25.83 [6] (0:12.56)	1:13.27 [8] (0:12.74)	1:00.53 [8] (0:12.46)	0:48.07 [9] (0:12.24)	0:35.83 [9] (0:11.68)	0:24.15 [9] (0:11.63)	0:12.52 [9] (0:12.52)					
Average Speed [km/h]	47.4	58.2	57.1	58.5	59.4	62.3	62.0	58.5					
Top Speed [km/h]	58.7	58.8	58.2	60.3	61.4	62.8	62.7	61.9					
Avg. Dist. to Rail [m]	3.4	3.1	4.6	4.4	3.1	1.3	3.5	6.1					
Avg. Stride Freq. [Hz]	2.1	2.3	2.2	2.2	2.3	2.3	2.4	2.3					
Avg. Stride Length [m]	6.0	6.7	6.8	7.0	7.1	7.1	7.3	7.0					

