



# Aquis Park Gold Coast PolyProfessional

## Race 1: Apparent Rocky Maiden Plate - 1150m

14 February 2026 - 13:29



Track Rating: Synthetic, Weather: Overcast, Rail Position: True

| Section     |     |                 |         |                     |                    | Overall              | 1000m                | 800m                 | 600m                 | 400m                 | 200m                 | Last 600m |                           |  |
|-------------|-----|-----------------|---------|---------------------|--------------------|----------------------|----------------------|----------------------|----------------------|----------------------|----------------------|-----------|---------------------------|--|
| Field Times |     |                 |         |                     |                    | 1:08.08<br>(0:10.73) | 0:57.35<br>(0:11.07) | 0:46.28<br>(0:11.38) | 0:34.90<br>(0:11.75) | 0:23.15<br>(0:11.31) | 0:11.84<br>(0:11.84) | 0:34.90   |                           |  |
| Rank        | TAB | Horse/Jockey    | Barrier | Top Speed<br>[km/h] | Fastest<br>Section |                      |                      |                      |                      |                      |                      | Margin    | Distance<br>Travelled [m] |  |
| 1           | 2   | DECADAD         | 3       | 66.5                | 0:10.73            | 1:08.08 [1]          | 0:57.35 [1]          | 0:46.28 [1]          | 0:34.90 [1]          | 0:23.15 [1]          | 0:11.84 [1]          | 1:08.08   | 0:34.90                   |  |
|             |     | Adin Thompson   |         | 1000m               | Overall            | (0:10.73)            | (0:11.07)            | (0:11.38)            | (0:11.75)            | (0:11.31)            | (0:11.84)            |           |                           |  |
| 2           | 5   | AIRBURST        | 1       | 67.9                | 0:11.05            | 1:08.55 [2]          | 0:57.50 [3]          | 0:46.35 [4]          | 0:34.94 [4]          | 0:23.23 [3]          | 0:11.79 [2]          | 2.79L     | 0:34.94 -1                |  |
|             |     | Micheal Hellyer |         | 1000m               | Overall            | (0:11.05)            | (0:11.15)            | (0:11.41)            | (0:11.71)            | (0:11.44)            | (0:11.79)            |           |                           |  |
| 3           | 3   | MR RACING       | 2       | 66.8                | 0:10.90            | 1:08.60 [3]          | 0:57.15 [5]          | 0:46.25 [5]          | 0:34.88 [5]          | 0:23.06 [5]          | 0:11.51 [5]          | 3.1L      | 0:34.88 +6                |  |
|             |     | Ryan Wiggins    |         | 1000m               | 1000m              | (0:11.45)            | (0:10.90)            | (0:11.37)            | (0:11.82)            | (0:11.55)            | (0:11.51)            |           |                           |  |
| 4           | 8   | UNSURE MISS     | 4       | 66.1                | 0:10.78            | 1:08.78 [4]          | 0:58.00 [2]          | 0:46.83 [2]          | 0:35.37 [2]          | 0:23.70 [2]          | 0:11.95 [3]          | 4.15L     | 0:35.37 +2                |  |
|             |     | Jett Newman     |         | 1000m               | Overall            | (0:10.78)            | (0:11.17)            | (0:11.46)            | (0:11.67)            | (0:11.75)            | (0:11.95)            |           |                           |  |
| 5           | 7   | KAMIGAMO        | 5       | 66.6                | 0:11.02            | 1:08.93 [5]          | 0:57.82 [4]          | 0:46.80 [3]          | 0:35.33 [3]          | 0:23.42 [4]          | 0:11.85 [4]          | 5.04L     | 0:35.33 +8                |  |
|             |     | Julie Busuttin  |         | 1000m               | 1000m              | (0:11.11)            | (0:11.02)            | (0:11.47)            | (0:11.91)            | (0:11.57)            | (0:11.85)            |           |                           |  |

Scratched: Lucky Artie (#1), Vila Moon (#4), Five Of Us (#6)



|                                |                   |
|--------------------------------|-------------------|
| Horse/Jockey Name              | Decadad           |
| Final Rank                     | 1                 |
| Fastest Section Time (Section) | 0:10.73 (Overall) |
| Top Speed [km/h] (Section)     | 66.5 (1000m)      |
| Race State                     | Finished          |



Aquis Park Gold Coast PolyProfessional

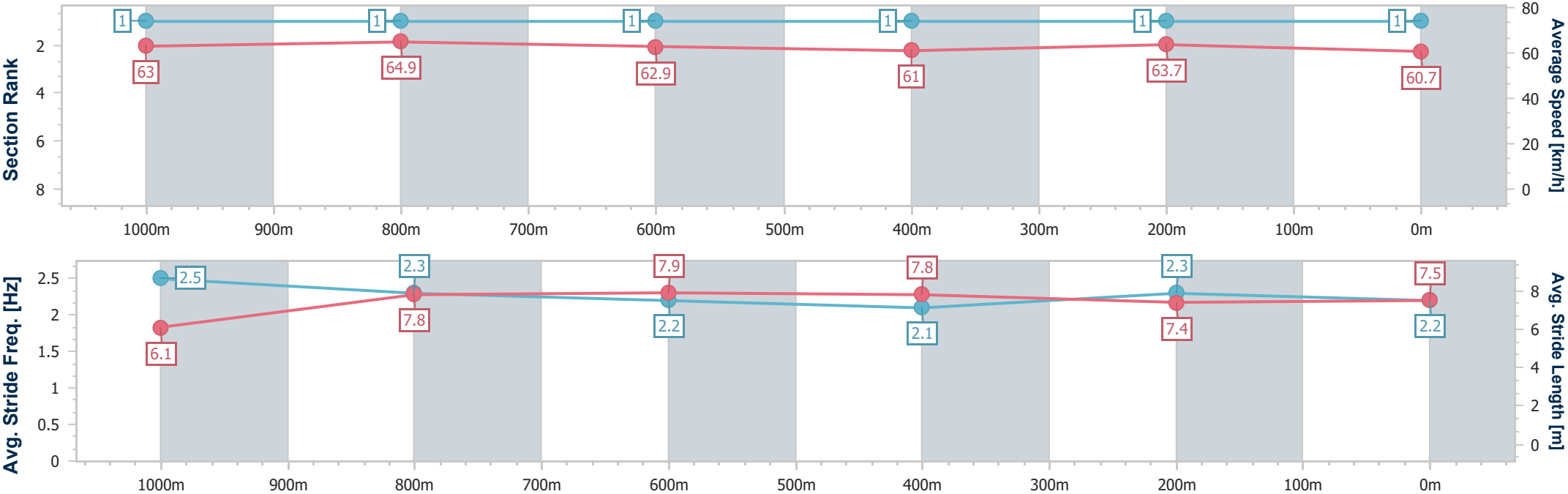
Race 1: Apparent Rocky Maiden Plate - 1150m

14 February 2026 - 13:29

Track Rating: Synthetic, Weather: Overcast, Rail Position: True



| Section                | Overall                  | 1000m                    | 800m                     | 600m                     | 400m                     | 200m                     |  |  |  |  |  |  |  |  |
|------------------------|--------------------------|--------------------------|--------------------------|--------------------------|--------------------------|--------------------------|--|--|--|--|--|--|--|--|
| Section Times          | 1:08.08 [1]<br>(0:10.73) | 0:57.35 [1]<br>(0:11.07) | 0:46.28 [1]<br>(0:11.38) | 0:34.90 [1]<br>(0:11.75) | 0:23.15 [1]<br>(0:11.31) | 0:11.84 [1]<br>(0:11.84) |  |  |  |  |  |  |  |  |
| Average Speed [km/h]   | 63.0                     | 64.9                     | 62.9                     | 61.0                     | 63.7                     | 60.7                     |  |  |  |  |  |  |  |  |
| Top Speed [km/h]       | 66.2                     | 66.5                     | 63.7                     | 62.2                     | 64.5                     | 63.6                     |  |  |  |  |  |  |  |  |
| Avg. Dist. to Rail [m] | 1.8                      | 0.4                      | 1.1                      | 0.9                      | 0.3                      | 0.5                      |  |  |  |  |  |  |  |  |
| Avg. Stride Freq. [Hz] | 2.5                      | 2.3                      | 2.2                      | 2.1                      | 2.3                      | 2.2                      |  |  |  |  |  |  |  |  |
| Avg. Stride Length [m] | 6.1                      | 7.8                      | 7.9                      | 7.8                      | 7.4                      | 7.5                      |  |  |  |  |  |  |  |  |





|                                |                   |
|--------------------------------|-------------------|
| Horse/Jockey Name              | Airburst          |
| Final Rank                     | 2                 |
| Fastest Section Time (Section) | 0:11.05 (Overall) |
| Top Speed [km/h] (Section)     | 67.9 (1000m)      |
| Race State                     | Finished          |



Aquis Park Gold Coast PolyProfessional

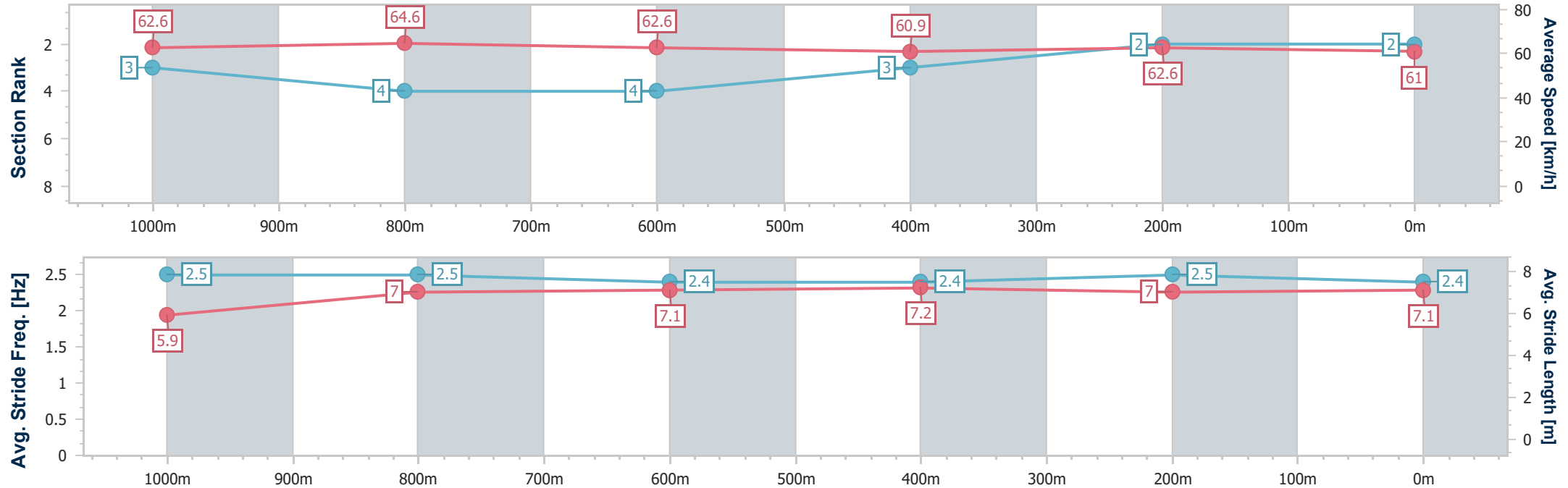
Race 1: Apparent Rocky Maiden Plate - 1150m

14 February 2026 - 13:29

Track Rating: Synthetic, Weather: Overcast, Rail Position: True



| Section                | Overall                  | 1000m                    | 800m                     | 600m                     | 400m                     | 200m                     |  |  |  |  |  |  |  |
|------------------------|--------------------------|--------------------------|--------------------------|--------------------------|--------------------------|--------------------------|--|--|--|--|--|--|--|
| Section Times          | 1:08.55 [2]<br>(0:11.05) | 0:57.50 [3]<br>(0:11.15) | 0:46.35 [4]<br>(0:11.41) | 0:34.94 [4]<br>(0:11.71) | 0:23.23 [3]<br>(0:11.44) | 0:11.79 [2]<br>(0:11.79) |  |  |  |  |  |  |  |
| Average Speed [km/h]   | 62.6                     | 64.6                     | 62.6                     | 60.9                     | 62.6                     | 61.0                     |  |  |  |  |  |  |  |
| Top Speed [km/h]       | 67.6                     | 67.9                     | 63.7                     | 63.1                     | 63.3                     | 64.8                     |  |  |  |  |  |  |  |
| Avg. Dist. to Rail [m] | 0.6                      | 0.4                      | 1.4                      | 1.9                      | 1.8                      | 1.3                      |  |  |  |  |  |  |  |
| Avg. Stride Freq. [Hz] | 2.5                      | 2.5                      | 2.4                      | 2.4                      | 2.5                      | 2.4                      |  |  |  |  |  |  |  |
| Avg. Stride Length [m] | 5.9                      | 7.0                      | 7.1                      | 7.2                      | 7.0                      | 7.1                      |  |  |  |  |  |  |  |



- [ ] Ranking at each section and finish
- .-.- No data available at this section
- NA No data available



|                                |                 |
|--------------------------------|-----------------|
| Horse/Jockey Name              | Mr Racing       |
| Final Rank                     | 3               |
| Fastest Section Time (Section) | 0:10.90 (1000m) |
| Top Speed [km/h] (Section)     | 66.8 (1000m)    |
| Race State                     | Finished        |



Aquis Park Gold Coast PolyProfessional

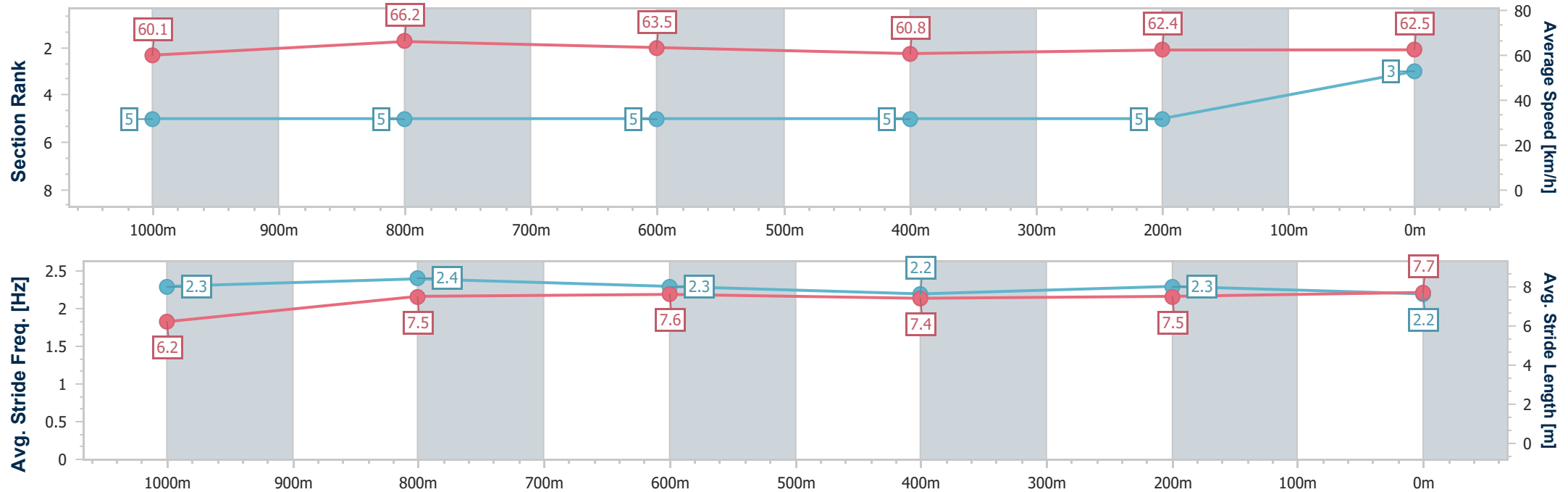
Race 1: Apparent Rocky Maiden Plate - 1150m

14 February 2026 - 13:29

Track Rating: Synthetic, Weather: Overcast, Rail Position: True



| Section                | Overall                  | 1000m                    | 800m                     | 600m                     | 400m                     | 200m                     |  |  |  |  |  |  |  |
|------------------------|--------------------------|--------------------------|--------------------------|--------------------------|--------------------------|--------------------------|--|--|--|--|--|--|--|
| Section Times          | 1:08.60 [3]<br>(0:11.45) | 0:57.15 [5]<br>(0:10.90) | 0:46.25 [5]<br>(0:11.37) | 0:34.88 [5]<br>(0:11.82) | 0:23.06 [5]<br>(0:11.55) | 0:11.51 [5]<br>(0:11.51) |  |  |  |  |  |  |  |
| Average Speed [km/h]   | 60.1                     | 66.2                     | 63.5                     | 60.8                     | 62.4                     | 62.5                     |  |  |  |  |  |  |  |
| Top Speed [km/h]       | 64.5                     | 66.8                     | 66.1                     | 63.0                     | 63.4                     | 63.5                     |  |  |  |  |  |  |  |
| Avg. Dist. to Rail [m] | 2.5                      | 2.4                      | 0.9                      | 0.1                      | 1.6                      | 2.6                      |  |  |  |  |  |  |  |
| Avg. Stride Freq. [Hz] | 2.3                      | 2.4                      | 2.3                      | 2.2                      | 2.3                      | 2.2                      |  |  |  |  |  |  |  |
| Avg. Stride Length [m] | 6.2                      | 7.5                      | 7.6                      | 7.4                      | 7.5                      | 7.7                      |  |  |  |  |  |  |  |





|                                |                   |
|--------------------------------|-------------------|
| Horse/Jockey Name              | Unsure Miss       |
| Final Rank                     | 4                 |
| Fastest Section Time (Section) | 0:10.78 (Overall) |
| Top Speed [km/h] (Section)     | 66.1 (1000m)      |
| Race State                     | Finished          |



Aquis Park Gold Coast PolyProfessional

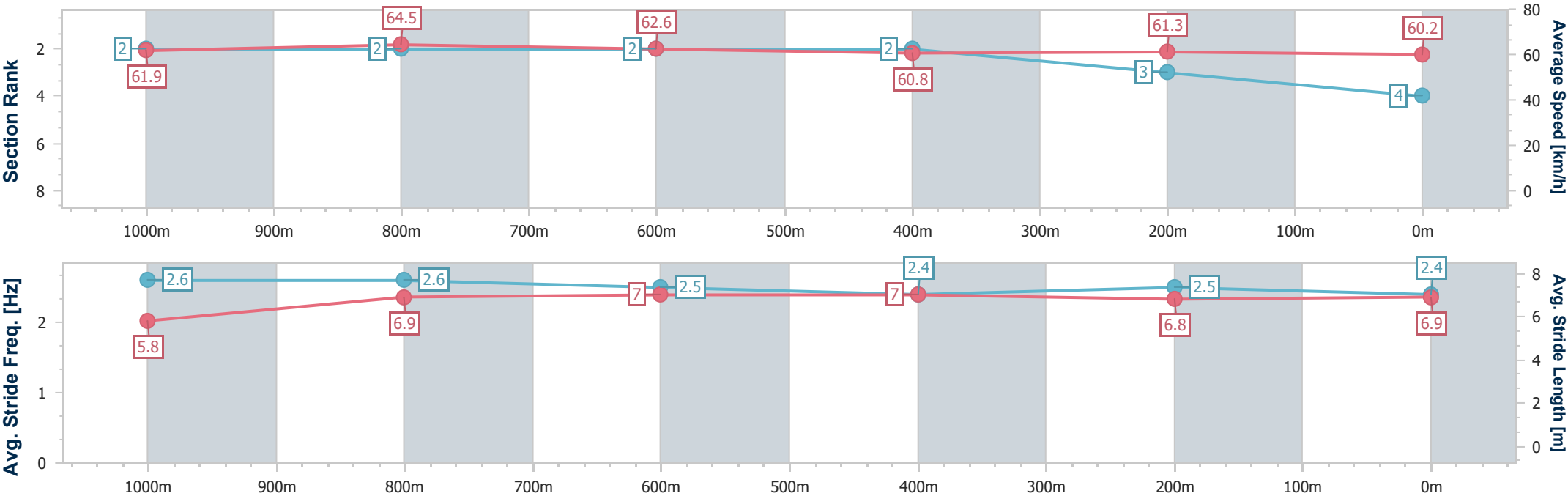
Race 1: Apparent Rocky Maiden Plate - 1150m

14 February 2026 - 13:29

Track Rating: Synthetic, Weather: Overcast, Rail Position: True



| Section                | Overall                  | 1000m                    | 800m                     | 600m                     | 400m                     | 200m                     |  |  |  |  |  |  |  |
|------------------------|--------------------------|--------------------------|--------------------------|--------------------------|--------------------------|--------------------------|--|--|--|--|--|--|--|
| Section Times          | 1:08.78 [4]<br>(0:10.78) | 0:58.00 [2]<br>(0:11.17) | 0:46.83 [2]<br>(0:11.46) | 0:35.37 [2]<br>(0:11.67) | 0:23.70 [2]<br>(0:11.75) | 0:11.95 [3]<br>(0:11.95) |  |  |  |  |  |  |  |
| Average Speed [km/h]   | 61.9                     | 64.5                     | 62.6                     | 60.8                     | 61.3                     | 60.2                     |  |  |  |  |  |  |  |
| Top Speed [km/h]       | 65.5                     | 66.1                     | 63.5                     | 63.0                     | 61.9                     | 61.9                     |  |  |  |  |  |  |  |
| Avg. Dist. to Rail [m] | 3.2                      | 2.0                      | 0.8                      | 1.6                      | 1.1                      | 2.4                      |  |  |  |  |  |  |  |
| Avg. Stride Freq. [Hz] | 2.6                      | 2.6                      | 2.5                      | 2.4                      | 2.5                      | 2.4                      |  |  |  |  |  |  |  |
| Avg. Stride Length [m] | 5.8                      | 6.9                      | 7.0                      | 7.0                      | 6.8                      | 6.9                      |  |  |  |  |  |  |  |





|                                |                 |
|--------------------------------|-----------------|
| Horse/Jockey Name              | Kamigamo        |
| Final Rank                     | 5               |
| Fastest Section Time (Section) | 0:11.02 (1000m) |
| Top Speed [km/h] (Section)     | 66.6 (1000m)    |
| Race State                     | Finished        |



Aquis Park Gold Coast PolyProfessional

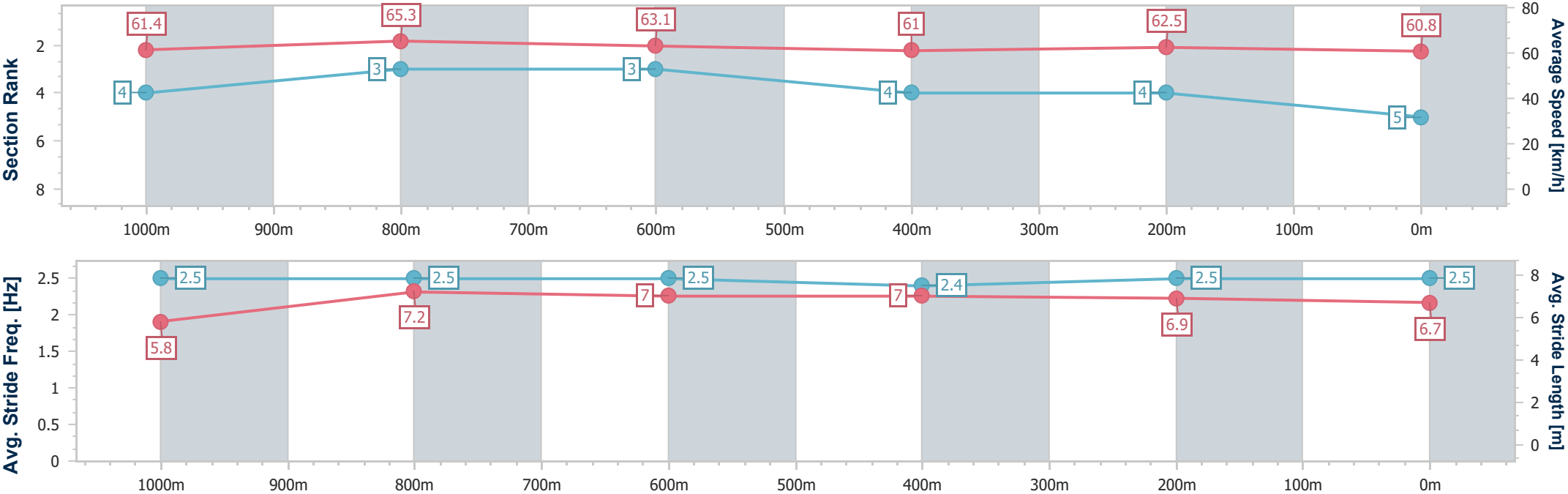
Race 1: Apparent Rocky Maiden Plate - 1150m

14 February 2026 - 13:29

Track Rating: Synthetic, Weather: Overcast, Rail Position: True



| Section                | Overall                  | 1000m                    | 800m                     | 600m                     | 400m                     | 200m                     |  |  |  |  |  |  |  |
|------------------------|--------------------------|--------------------------|--------------------------|--------------------------|--------------------------|--------------------------|--|--|--|--|--|--|--|
| Section Times          | 1:08.93 [5]<br>(0:11.11) | 0:57.82 [4]<br>(0:11.02) | 0:46.80 [3]<br>(0:11.47) | 0:35.33 [3]<br>(0:11.91) | 0:23.42 [4]<br>(0:11.57) | 0:11.85 [4]<br>(0:11.85) |  |  |  |  |  |  |  |
| Average Speed [km/h]   | 61.4                     | 65.3                     | 63.1                     | 61.0                     | 62.5                     | 60.8                     |  |  |  |  |  |  |  |
| Top Speed [km/h]       | 66.2                     | 66.6                     | 65.5                     | 62.4                     | 62.9                     | 62.4                     |  |  |  |  |  |  |  |
| Avg. Dist. to Rail [m] | 4.0                      | 1.1                      | 1.6                      | 2.2                      | 3.4                      | 6.8                      |  |  |  |  |  |  |  |
| Avg. Stride Freq. [Hz] | 2.5                      | 2.5                      | 2.5                      | 2.4                      | 2.5                      | 2.5                      |  |  |  |  |  |  |  |
| Avg. Stride Length [m] | 5.8                      | 7.2                      | 7.0                      | 7.0                      | 6.9                      | 6.7                      |  |  |  |  |  |  |  |





**Aquis Park Gold Coast PolyProfessional**  
**Race 2: AIRR & Tuckers Anniversary BM55 Handicap - 1050m**  
**14 February 2026 - 14:04**



Track Rating: Synthetic, Weather: Overcast, Rail Position: True

| Section     |     | Overall          |         |                  |                 | 1000m       | 800m        | 600m        | 400m        | 200m        | Last 600m   |                        |            |
|-------------|-----|------------------|---------|------------------|-----------------|-------------|-------------|-------------|-------------|-------------|-------------|------------------------|------------|
| Field Times |     | 1:01.30          |         |                  |                 | 0:56.32     | 0:45.47     | 0:34.48     | 0:23.24     | 0:11.72     | 0:34.48     |                        |            |
|             |     | (0:04.98)        |         |                  |                 | (0:10.85)   | (0:10.99)   | (0:11.24)   | (0:11.52)   | (0:11.72)   |             |                        |            |
| Rank        | TAB | Horse/Jockey     | Barrier | Top Speed [km/h] | Fastest Section |             |             |             |             |             | Margin      | Distance Travelled [m] |            |
| 1           | 2   | COUNT NICHOLAS   | 4       | 68.8             | 0:05.21         | 1:01.30 [1] | 0:56.09 [5] | 0:45.17 [5] | 0:34.26 [4] | 0:22.99 [4] | 0:11.64 [4] | 1:01.30                | 0:34.26    |
|             |     | Bella Youngberry |         | 800m             | Overall         | (0:05.21)   | (0:10.92)   | (0:10.91)   | (0:11.27)   | (0:11.35)   | (0:11.64)   |                        |            |
| 2           | 7   | BEE EXACT        | 1       | 68.1             | 0:05.06         | 1:01.35 [2] | 0:56.29 [3] | 0:45.30 [4] | 0:34.28 [5] | 0:23.04 [5] | 0:11.51 [5] | 0.26L                  | 0:34.28 -4 |
|             |     | Micheal Hellyer  |         | 1000m            | Overall         | (0:05.06)   | (0:10.99)   | (0:11.02)   | (0:11.24)   | (0:11.53)   | (0:11.51)   |                        |            |
| 3           | 5   | EXPRESS BARBIE   | 3       | 69.9             | 0:05.03         | 1:01.51 [3] | 0:56.48 [2] | 0:45.66 [2] | 0:34.69 [1] | 0:23.43 [2] | 0:11.93 [1] | 1.22L                  | 0:34.69 +1 |
|             |     | Fiona Sandkuhl   |         | 1000m            | Overall         | (0:05.03)   | (0:10.82)   | (0:10.97)   | (0:11.26)   | (0:11.50)   | (0:11.93)   |                        |            |
| 4           | 6   | IBEGOOD          | 2       | 68.8             | 0:04.98         | 1:01.84 [4] | 0:56.86 [1] | 0:46.01 [1] | 0:34.97 [2] | 0:23.78 [1] | 0:12.18 [2] | 3.16L                  | 0:34.97 -3 |
|             |     | Adin Thompson    |         | 1000m            | Overall         | (0:04.98)   | (0:10.85)   | (0:11.04)   | (0:11.19)   | (0:11.60)   | (0:12.18)   |                        |            |
| 5           | 3   | BONNIE AMORE     | 5       | 68.5             | 0:05.10         | 1:02.52 [5] | 0:57.42 [4] | 0:46.50 [3] | 0:35.56 [3] | 0:24.42 [3] | 0:12.86 [3] | 7.16L                  | 0:35.56 +4 |
|             |     | Brandon Lerena   |         | 1000m            | Overall         | (0:05.10)   | (0:10.92)   | (0:10.94)   | (0:11.14)   | (0:11.56)   | (0:12.86)   |                        |            |

Scratched: Bulsara (#1), Leica Pherrari (#8), Bad Forest (#4)



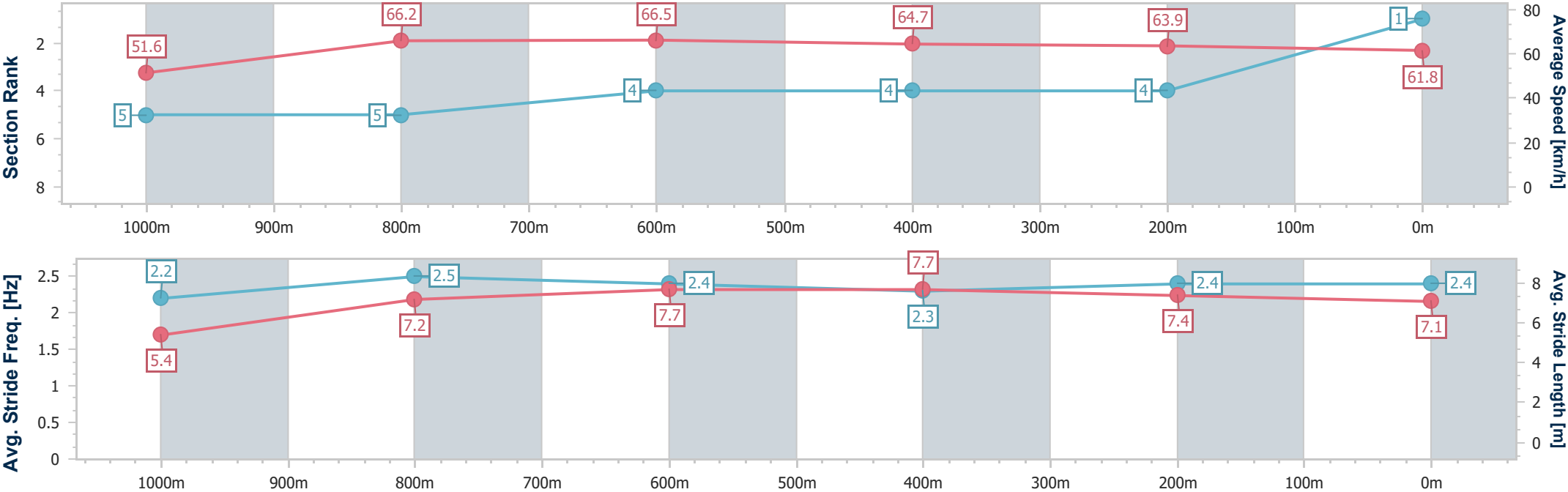
|                                |                   |
|--------------------------------|-------------------|
| Horse/Jockey Name              | Count Nicholas    |
| Final Rank                     | 1                 |
| Fastest Section Time (Section) | 0:05.21 (Overall) |
| Top Speed [km/h] (Section)     | 68.8 (800m)       |
| Race State                     | Finished          |



Aquis Park Gold Coast PolyProfessional  
Race 2: AIRR & Tuckers Anniversary BM55 Handicap - 1050m  
14 February 2026 - 14:04  
Track Rating: Synthetic, Weather: Overcast, Rail Position: True



| Section                | Overall                  | 1000m                    | 800m                     | 600m                     | 400m                     | 200m                     |  |  |  |  |  |  |  |
|------------------------|--------------------------|--------------------------|--------------------------|--------------------------|--------------------------|--------------------------|--|--|--|--|--|--|--|
| Section Times          | 1:01.30 [1]<br>(0:05.21) | 0:56.09 [5]<br>(0:10.92) | 0:45.17 [5]<br>(0:10.91) | 0:34.26 [4]<br>(0:11.27) | 0:22.99 [4]<br>(0:11.35) | 0:11.64 [4]<br>(0:11.64) |  |  |  |  |  |  |  |
| Average Speed [km/h]   | 51.6                     | 66.2                     | 66.5                     | 64.7                     | 63.9                     | 61.8                     |  |  |  |  |  |  |  |
| Top Speed [km/h]       | 56.0                     | 68.7                     | 68.8                     | 66.0                     | 64.8                     | 65.1                     |  |  |  |  |  |  |  |
| Avg. Dist. to Rail [m] | 3.6                      | 2.5                      | 1.6                      | 2.4                      | 4.6                      | 5.8                      |  |  |  |  |  |  |  |
| Avg. Stride Freq. [Hz] | 2.2                      | 2.5                      | 2.4                      | 2.3                      | 2.4                      | 2.4                      |  |  |  |  |  |  |  |
| Avg. Stride Length [m] | 5.4                      | 7.2                      | 7.7                      | 7.7                      | 7.4                      | 7.1                      |  |  |  |  |  |  |  |







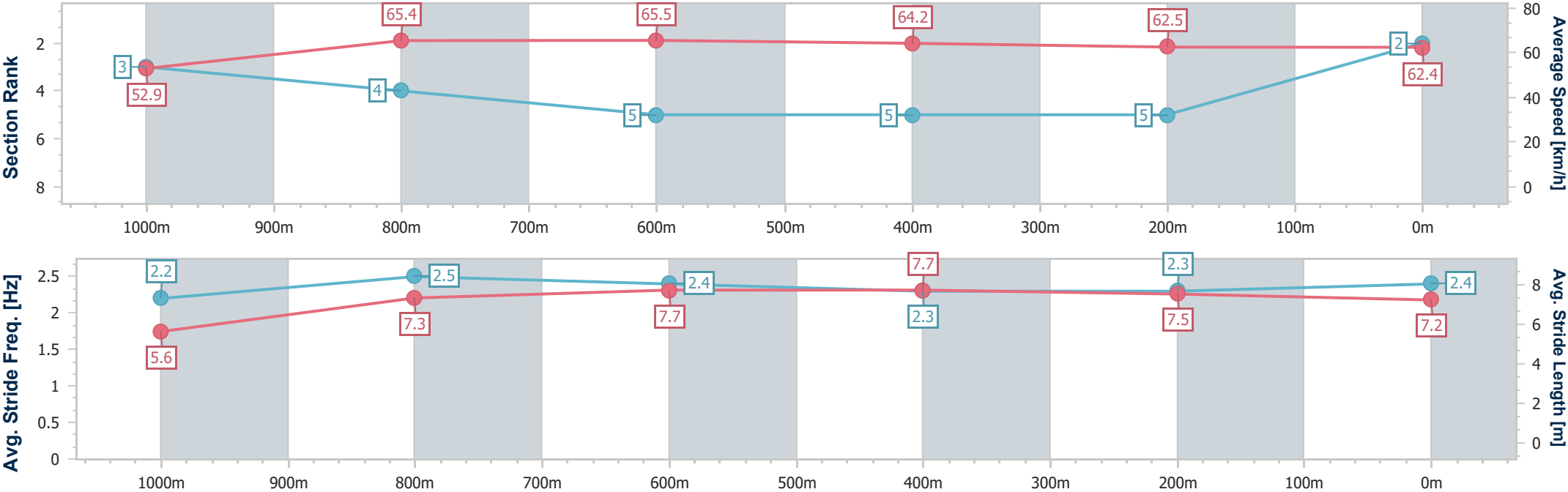
|                                |                   |
|--------------------------------|-------------------|
| Horse/Jockey Name              | Bee Exact         |
| Final Rank                     | 2                 |
| Fastest Section Time (Section) | 0:05.06 (Overall) |
| Top Speed [km/h] (Section)     | 68.1 (1000m)      |
| Race State                     | Finished          |



Aquis Park Gold Coast PolyProfessional  
Race 2: AIRR & Tuckers Anniversary BM55 Handicap - 1050m  
14 February 2026 - 14:04  
Track Rating: Synthetic, Weather: Overcast, Rail Position: True



| Section                | Overall                  | 1000m                    | 800m                     | 600m                     | 400m                     | 200m                     |  |  |  |  |  |  |  |
|------------------------|--------------------------|--------------------------|--------------------------|--------------------------|--------------------------|--------------------------|--|--|--|--|--|--|--|
| Section Times          | 1:01.35 [2]<br>(0:05.06) | 0:56.29 [3]<br>(0:10.99) | 0:45.30 [4]<br>(0:11.02) | 0:34.28 [5]<br>(0:11.24) | 0:23.04 [5]<br>(0:11.53) | 0:11.51 [5]<br>(0:11.51) |  |  |  |  |  |  |  |
| Average Speed [km/h]   | 52.9                     | 65.4                     | 65.5                     | 64.2                     | 62.5                     | 62.4                     |  |  |  |  |  |  |  |
| Top Speed [km/h]       | 56.8                     | 68.1                     | 67.4                     | 66.3                     | 64.2                     | 66.1                     |  |  |  |  |  |  |  |
| Avg. Dist. to Rail [m] | 0.5                      | 0.4                      | 0.6                      | 0.5                      | 1.0                      | 2.8                      |  |  |  |  |  |  |  |
| Avg. Stride Freq. [Hz] | 2.2                      | 2.5                      | 2.4                      | 2.3                      | 2.3                      | 2.4                      |  |  |  |  |  |  |  |
| Avg. Stride Length [m] | 5.6                      | 7.3                      | 7.7                      | 7.7                      | 7.5                      | 7.2                      |  |  |  |  |  |  |  |





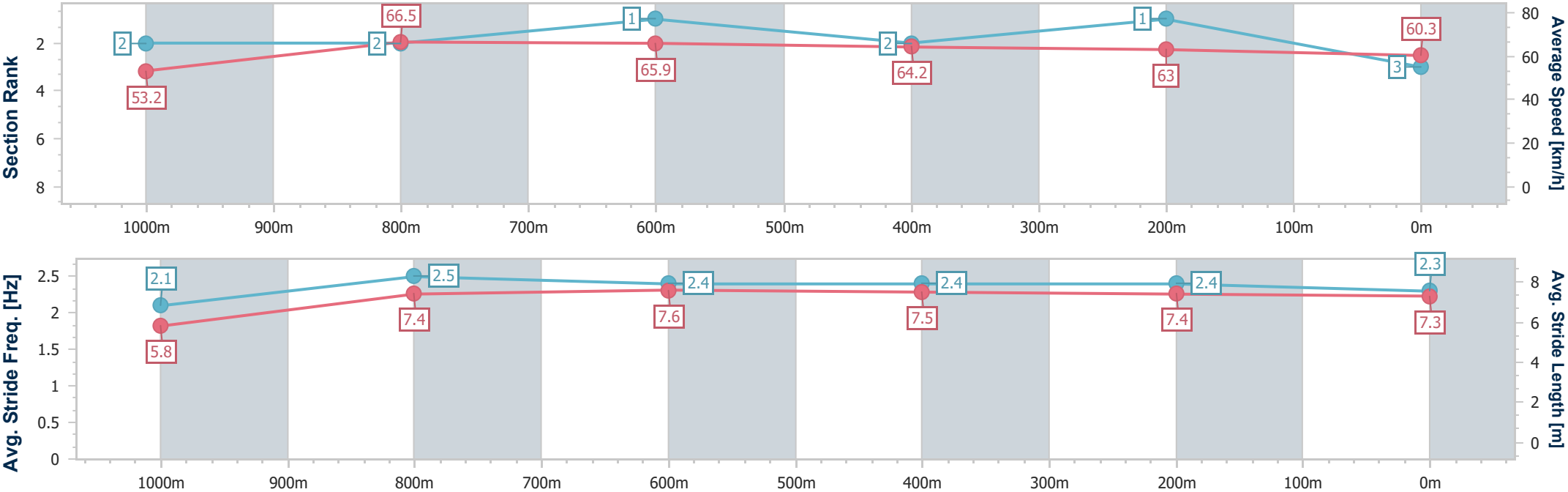
|                                |                   |
|--------------------------------|-------------------|
| Horse/Jockey Name              | Express Barbie    |
| Final Rank                     | 3                 |
| Fastest Section Time (Section) | 0:05.03 (Overall) |
| Top Speed [km/h] (Section)     | 69.9 (1000m)      |
| Race State                     | Finished          |



Aquis Park Gold Coast PolyProfessional  
Race 2: AIRR & Tuckers Anniversary BM55 Handicap - 1050m  
14 February 2026 - 14:04  
Track Rating: Synthetic, Weather: Overcast, Rail Position: True



| Section                | Overall                  | 1000m                    | 800m                     | 600m                     | 400m                     | 200m                     |  |  |  |  |  |  |  |
|------------------------|--------------------------|--------------------------|--------------------------|--------------------------|--------------------------|--------------------------|--|--|--|--|--|--|--|
| Section Times          | 1:01.51 [3]<br>(0:05.03) | 0:56.48 [2]<br>(0:10.82) | 0:45.66 [2]<br>(0:10.97) | 0:34.69 [1]<br>(0:11.26) | 0:23.43 [2]<br>(0:11.50) | 0:11.93 [1]<br>(0:11.93) |  |  |  |  |  |  |  |
| Average Speed [km/h]   | 53.2                     | 66.5                     | 65.9                     | 64.2                     | 63.0                     | 60.3                     |  |  |  |  |  |  |  |
| Top Speed [km/h]       | 57.4                     | 69.9                     | 67.5                     | 65.8                     | 64.1                     | 62.5                     |  |  |  |  |  |  |  |
| Avg. Dist. to Rail [m] | 2.3                      | 1.8                      | 1.6                      | 1.8                      | 3.3                      | 5.6                      |  |  |  |  |  |  |  |
| Avg. Stride Freq. [Hz] | 2.1                      | 2.5                      | 2.4                      | 2.4                      | 2.4                      | 2.3                      |  |  |  |  |  |  |  |
| Avg. Stride Length [m] | 5.8                      | 7.4                      | 7.6                      | 7.5                      | 7.4                      | 7.3                      |  |  |  |  |  |  |  |





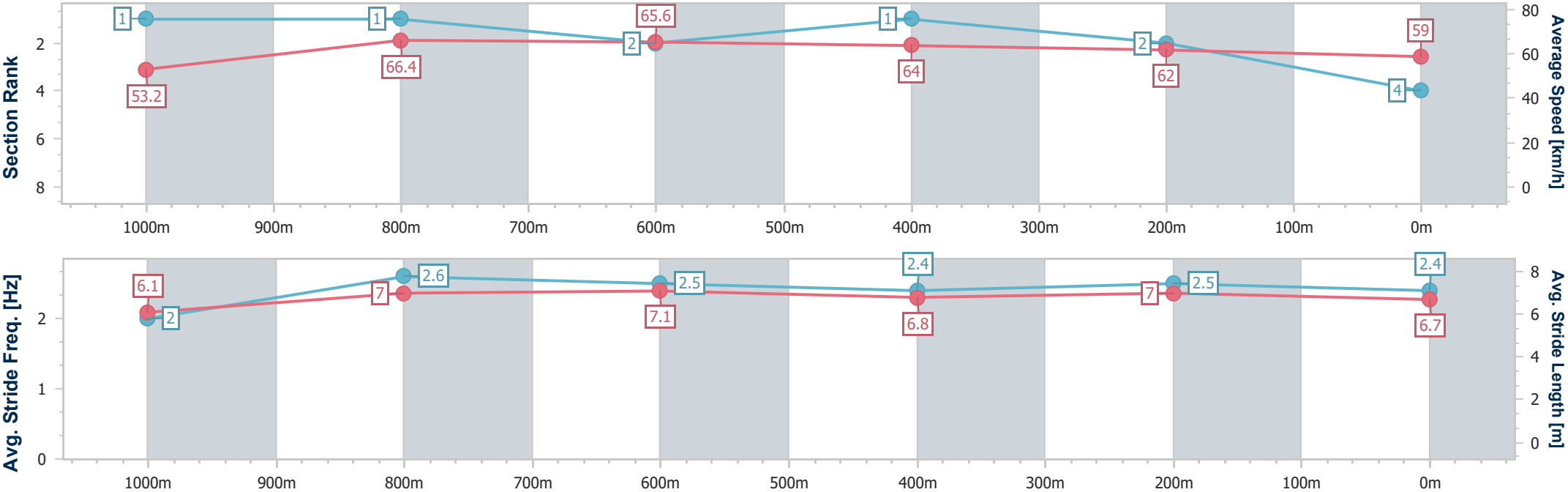
|                                |                   |
|--------------------------------|-------------------|
| Horse/Jockey Name              | Ibegood           |
| Final Rank                     | 4                 |
| Fastest Section Time (Section) | 0:04.98 (Overall) |
| Top Speed [km/h] (Section)     | 68.8 (1000m)      |
| Race State                     | Finished          |



Aquis Park Gold Coast PolyProfessional  
Race 2: AIRR & Tuckers Anniversary BM55 Handicap - 1050m  
14 February 2026 - 14:04  
Track Rating: Synthetic, Weather: Overcast, Rail Position: True



| Section                | Overall                  | 1000m                    | 800m                     | 600m                     | 400m                     | 200m                     |  |  |  |  |  |  |  |
|------------------------|--------------------------|--------------------------|--------------------------|--------------------------|--------------------------|--------------------------|--|--|--|--|--|--|--|
| Section Times          | 1:01.84 [4]<br>(0:04.98) | 0:56.86 [1]<br>(0:10.85) | 0:46.01 [1]<br>(0:11.04) | 0:34.97 [2]<br>(0:11.19) | 0:23.78 [1]<br>(0:11.60) | 0:12.18 [2]<br>(0:12.18) |  |  |  |  |  |  |  |
| Average Speed [km/h]   | 53.2                     | 66.4                     | 65.6                     | 64.0                     | 62.0                     | 59.0                     |  |  |  |  |  |  |  |
| Top Speed [km/h]       | 57.5                     | 68.8                     | 67.2                     | 66.2                     | 62.6                     | 62.4                     |  |  |  |  |  |  |  |
| Avg. Dist. to Rail [m] | 1.8                      | 2.2                      | 1.4                      | 0.7                      | 0.5                      | 0.6                      |  |  |  |  |  |  |  |
| Avg. Stride Freq. [Hz] | 2.0                      | 2.6                      | 2.5                      | 2.4                      | 2.5                      | 2.4                      |  |  |  |  |  |  |  |
| Avg. Stride Length [m] | 6.1                      | 7.0                      | 7.1                      | 6.8                      | 7.0                      | 6.7                      |  |  |  |  |  |  |  |





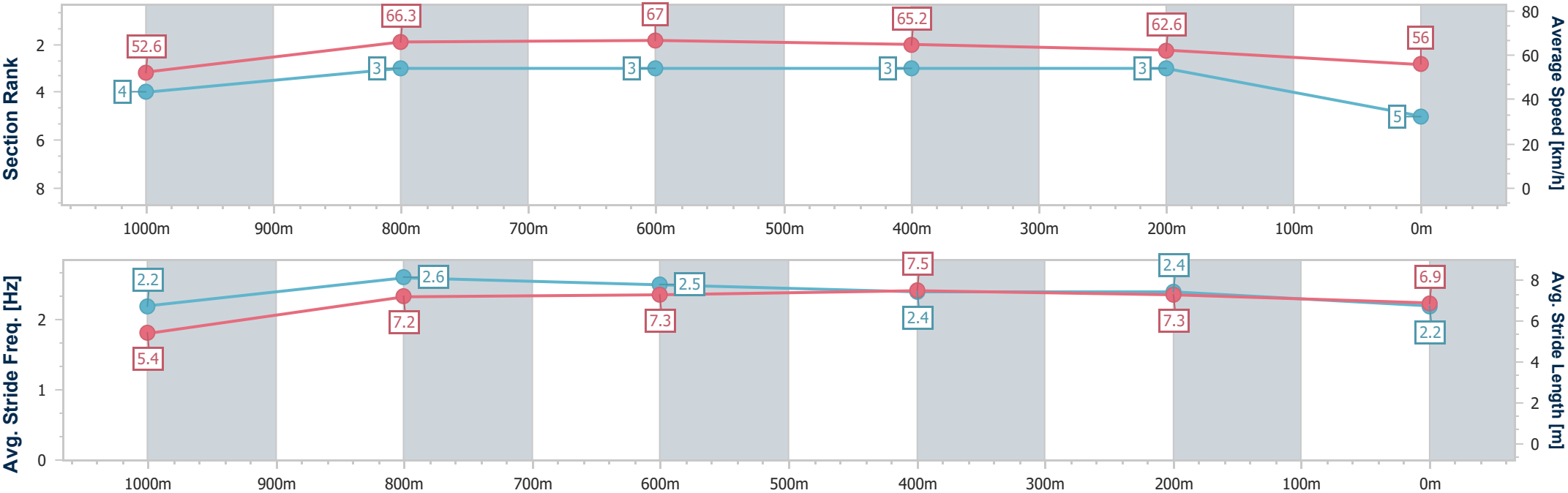
|                                |                   |
|--------------------------------|-------------------|
| Horse/Jockey Name              | Bonnie Amore      |
| Final Rank                     | 5                 |
| Fastest Section Time (Section) | 0:05.10 (Overall) |
| Top Speed [km/h] (Section)     | 68.5 (1000m)      |
| Race State                     | Finished          |



Aquis Park Gold Coast PolyProfessional  
Race 2: AIRR & Tuckers Anniversary BM55 Handicap - 1050m  
14 February 2026 - 14:04  
Track Rating: Synthetic, Weather: Overcast, Rail Position: True



| Section                | Overall                  | 1000m                    | 800m                     | 600m                     | 400m                     | 200m                     |  |  |  |  |  |  |  |
|------------------------|--------------------------|--------------------------|--------------------------|--------------------------|--------------------------|--------------------------|--|--|--|--|--|--|--|
| Section Times          | 1:02.52 [5]<br>(0:05.10) | 0:57.42 [4]<br>(0:10.92) | 0:46.50 [3]<br>(0:10.94) | 0:35.56 [3]<br>(0:11.14) | 0:24.42 [3]<br>(0:11.56) | 0:12.86 [3]<br>(0:12.86) |  |  |  |  |  |  |  |
| Average Speed [km/h]   | 52.6                     | 66.3                     | 67.0                     | 65.2                     | 62.6                     | 56.0                     |  |  |  |  |  |  |  |
| Top Speed [km/h]       | 57.2                     | 68.5                     | 68.1                     | 67.9                     | 64.2                     | 61.0                     |  |  |  |  |  |  |  |
| Avg. Dist. to Rail [m] | 4.7                      | 4.0                      | 3.8                      | 2.5                      | 3.8                      | 5.8                      |  |  |  |  |  |  |  |
| Avg. Stride Freq. [Hz] | 2.2                      | 2.6                      | 2.5                      | 2.4                      | 2.4                      | 2.2                      |  |  |  |  |  |  |  |
| Avg. Stride Length [m] | 5.4                      | 7.2                      | 7.3                      | 7.5                      | 7.3                      | 6.9                      |  |  |  |  |  |  |  |





# Aquis Park Gold Coast PolyProfessional

## Race 3: Keep Them Super with Supercoat BM55 Handicap - 1900m

14 February 2026 - 14:39



Track Rating: Synthetic, Weather: Overcast, Rail Position: True

| Section     |     |                 |         |                     |                    | Overall              | 1800m                | 1600m                | 1400m                | 1200m                | 1000m                | 800m                 | Last 600m |                           |
|-------------|-----|-----------------|---------|---------------------|--------------------|----------------------|----------------------|----------------------|----------------------|----------------------|----------------------|----------------------|-----------|---------------------------|
| Field Times |     |                 |         |                     |                    | 1:58.82<br>(0:08.06) | 1:50.76<br>(0:11.39) | 1:39.37<br>(0:12.48) | 1:26.89<br>(0:13.50) | 1:13.39<br>(0:13.03) | 1:00.36<br>(0:12.53) | 0:47.83<br>(0:11.96) | 0:35.87   |                           |
| Rank        | TAB | Horse/Jockey    | Barrier | Top Speed<br>[km/h] | Fastest<br>Section |                      |                      |                      |                      |                      |                      |                      |           | Distance<br>Travelled [m] |
| 1           | 4   | WILL IT SNOW    | 5       | 63.8                | 0:08.35            | 1:58.82 [1]          | 1:50.47 [4]          | 1:38.66 [6]          | 1:26.30 [5]          | 1:12.81 [6]          | 0:59.73 [6]          | 0:47.32 [6]          | 0:35.34   |                           |
|             |     | Leah Martyn     |         | 600m                | Overall            | (0:08.35)            | (0:11.81)            | (0:12.36)            | (0:13.49)            | (0:13.08)            | (0:12.41)            | (0:11.98)            |           |                           |
| 2           | 9   | FLYING ROTHE    | 4       | 63.4                | 0:08.58            | 1:59.07 [2]          | 1:50.49 [8]          | 1:38.70 [8]          | 1:26.54 [6]          | 1:13.07 [5]          | 0:59.98 [5]          | 0:47.57 [5]          | 0:35.60   | -6                        |
|             |     | Nathan Day      |         | 1800m               | Overall            | (0:08.58)            | (0:11.79)            | (0:12.16)            | (0:13.47)            | (0:13.09)            | (0:12.41)            | (0:11.97)            |           |                           |
| 3           | 5   | GIDDY GAN'S JOY | 6       | 63.7                | 0:08.56            | 1:59.11 [3]          | 1:50.55 [7]          | 1:38.77 [7]          | 1:26.31 [8]          | 1:12.74 [8]          | 0:59.62 [8]          | 0:47.29 [7]          | 0:35.39   | +0                        |
|             |     | Jason Taylor    |         | 1800m               | Overall            | (0:08.56)            | (0:11.78)            | (0:12.46)            | (0:13.57)            | (0:13.12)            | (0:12.33)            | (0:11.90)            |           |                           |
| 4           | 8   | BRAVE BOY       | 2       | 63.8                | 0:08.65            | 1:59.26 [4]          | 1:50.61 [9]          | 1:38.48 [9]          | 1:26.17 [10]         | 1:12.55 [10]         | 0:59.31 [10]         | 0:47.19 [10]         | 0:35.45   | -8                        |
|             |     | Karl Zechner    |         | 200m                | Overall            | (0:08.65)            | (0:12.13)            | (0:12.31)            | (0:13.62)            | (0:13.24)            | (0:12.12)            | (0:11.74)            |           |                           |
| 5           | 2   | ARCHERS REIGN   | 9       | 64.9                | 0:08.20            | 1:59.85 [5]          | 1:51.65 [2]          | 1:40.31 [2]          | 1:27.84 [2]          | 1:14.36 [2]          | 1:01.30 [2]          | 0:48.86 [1]          | 0:36.90   | -11                       |
|             |     | Jackson Morris  |         | 1800m               | Overall            | (0:08.20)            | (0:11.34)            | (0:12.47)            | (0:13.48)            | (0:13.06)            | (0:12.44)            | (0:11.96)            |           |                           |
| 6           | 11  | PREACHABULL     | 3       | 64.0                | 0:08.25            | 1:59.91 [6]          | 1:51.66 [3]          | 1:40.06 [3]          | 1:27.64 [3]          | 1:14.15 [4]          | 1:01.09 [4]          | 0:48.56 [4]          | 0:36.54   | -4                        |
|             |     | Jett Newman     |         | 1800m               | Overall            | (0:08.25)            | (0:11.60)            | (0:12.42)            | (0:13.49)            | (0:13.06)            | (0:12.53)            | (0:12.02)            |           |                           |
| 7           | 7   | AUTUNNO         | 8       | 62.7                | 0:08.95            | 2:00.16 [7]          | 1:51.21 [10]         | 1:39.33 [10]         | 1:27.23 [9]          | 1:13.59 [9]          | 1:00.42 [9]          | 0:48.12 [9]          | 0:36.29   | +4                        |
|             |     | Brandon Lerena  |         | 800m                | Overall            | (0:08.95)            | (0:11.88)            | (0:12.10)            | (0:13.64)            | (0:13.17)            | (0:12.30)            | (0:11.83)            |           |                           |
| 8           | 6   | ALASKA DE LUNE  | 1       | 64.5                | 0:08.41            | 2:00.91 [8]          | 1:52.50 [5]          | 1:41.04 [4]          | 1:28.61 [4]          | 1:15.17 [3]          | 1:02.10 [3]          | 0:49.66 [3]          | 0:37.60   | -6                        |
|             |     | Fred Larson     |         | 1800m               | Overall            | (0:08.41)            | (0:11.46)            | (0:12.43)            | (0:13.44)            | (0:13.07)            | (0:12.44)            | (0:12.06)            |           |                           |
| 9           | 1   | FOREVER FORTUNE | 10      | 65.5                | 0:08.06            | 2:00.92 [9]          | 1:52.86 [1]          | 1:41.47 [1]          | 1:28.99 [1]          | 1:15.49 [1]          | 1:02.46 [1]          | 0:49.88 [2]          | 0:37.89   | +6                        |
|             |     | Julie Busuttin  |         | 1800m               | Overall            | (0:08.06)            | (0:11.39)            | (0:12.48)            | (0:13.50)            | (0:13.03)            | (0:12.58)            | (0:11.99)            |           |                           |
| 10          | 10  | OUR ESPRIT      | 7       | 66.5                | 0:08.50            | 2:02.77 [10]         | 1:54.27 [6]          | 1:42.67 [5]          | 1:30.10 [7]          | 1:16.50 [7]          | 1:03.34 [7]          | 0:50.78 [8]          | 0:38.82   | +0                        |
|             |     | Noriyuki Masuda |         | 1800m               | Overall            | (0:08.50)            | (0:11.60)            | (0:12.57)            | (0:13.60)            | (0:13.16)            | (0:12.56)            | (0:11.96)            |           |                           |

Scratched: Hurricane Rosie (#3)

Report Created: Sat 14 February 2026 14:53 GMT+ (Note: Timing is based on position data)

Page 1/12

[ ] Ranking at each section and finish  
-:-:- No data available at this section  
NA No data available

SCN Saddle cloth number  
DNF Did not finish  
DNT Did not track

data processed by TRIPLESDATA



**Aquis Park Gold Coast PolyProfessional**  
**Race 3: Keep Them Super with Supercoat BM55 Handicap - 1900m**  
**14 February 2026 - 14:39**



Track Rating: Synthetic, Weather: Overcast, Rail Position: True

| Section     |     |                        |         |                     |                    | 600m                 | 400m                 | 200m                 |         |         | Last 600m |
|-------------|-----|------------------------|---------|---------------------|--------------------|----------------------|----------------------|----------------------|---------|---------|-----------|
| Field Times |     |                        |         |                     |                    | 0:35.87<br>(0:11.96) | 0:23.91<br>(0:11.96) | 0:11.95<br>(0:11.95) |         |         | 0:35.87   |
| Rank        | TAB | Horse/Jockey           | Barrier | Top Speed<br>[km/h] | Fastest<br>Section |                      |                      |                      | Margin  |         |           |
| 1           | 4   | <b>WILL IT SNOW</b>    | 5       | 63.8                | 0:08.35            | 0:35.34 [6]          | 0:23.76 [2]          | 0:11.95 [1]          | 1:58.82 | 0:35.34 |           |
|             |     | Leah Martyn            |         | 600m                | Overall            | (0:11.58)            | (0:11.81)            | (0:11.95)            |         |         |           |
| 2           | 9   | <b>FLYING ROTHE</b>    | 4       | 63.4                | 0:08.58            | 0:35.60 [5]          | 0:23.70 [6]          | 0:11.80 [4]          | 1.45L   | 0:35.60 |           |
|             |     | Nathan Day             |         | 1800m               | Overall            | (0:11.90)            | (0:11.90)            | (0:11.80)            |         |         |           |
| 3           | 5   | <b>GIDDY GAN'S JOY</b> | 6       | 63.7                | 0:08.56            | 0:35.39 [7]          | 0:23.71 [7]          | 0:11.92 [3]          | 1.7L    | 0:35.39 |           |
|             |     | Jason Taylor           |         | 1800m               | Overall            | (0:11.68)            | (0:11.79)            | (0:11.92)            |         |         |           |
| 4           | 8   | <b>BRAVE BOY</b>       | 2       | 63.8                | 0:08.65            | 0:35.45 [8]          | 0:23.67 [8]          | 0:11.78 [5]          | 2.57L   | 0:35.45 |           |
|             |     | Karl Zechner           |         | 200m                | Overall            | (0:11.78)            | (0:11.89)            | (0:11.78)            |         |         |           |
| 5           | 2   | <b>ARCHERS REIGN</b>   | 9       | 64.9                | 0:08.20            | 0:36.90 [1]          | 0:24.94 [1]          | 0:12.87 [2]          | 6L      | 0:36.90 |           |
|             |     | Jackson Morris         |         | 1800m               | Overall            | (0:11.96)            | (0:12.07)            | (0:12.87)            |         |         |           |
| 6           | 11  | <b>PREACHABULL</b>     | 3       | 64.0                | 0:08.25            | 0:36.54 [4]          | 0:24.57 [5]          | 0:12.40 [6]          | 6.37L   | 0:36.54 |           |
|             |     | Jett Newman            |         | 1800m               | Overall            | (0:11.97)            | (0:12.17)            | (0:12.40)            |         |         |           |
| 7           | 7   | <b>AUTUNNO</b>         | 8       | 62.7                | 0:08.95            | 0:36.29 [9]          | 0:24.46 [9]          | 0:12.53 [8]          | 7.84L   | 0:36.29 |           |
|             |     | Brandon Lerena         |         | 800m                | Overall            | (0:11.83)            | (0:11.93)            | (0:12.53)            |         |         |           |
| 8           | 6   | <b>ALASKA DE LUNE</b>  | 1       | 64.5                | 0:08.41            | 0:37.60 [3]          | 0:25.66 [4]          | 0:13.24 [9]          | 12.29L  | 0:37.60 |           |
|             |     | Fred Larson            |         | 1800m               | Overall            | (0:11.94)            | (0:12.42)            | (0:13.24)            |         |         |           |
| 9           | 1   | <b>FOREVER FORTUNE</b> | 10      | 65.5                | 0:08.06            | 0:37.89 [2]          | 0:25.83 [3]          | 0:13.31 [7]          | 12.32L  | 0:37.89 |           |
|             |     | Julie Busuttin         |         | 1800m               | Overall            | (0:12.06)            | (0:12.52)            | (0:13.31)            |         |         |           |
| 10          | 10  | <b>OUR ESPRIT</b>      | 7       | 66.5                | 0:08.50            | 0:38.82 [10]         | 0:26.67 [10]         | 0:13.88 [10]         | 23.21L  | 0:38.82 |           |
|             |     | Noriyuki Masuda        |         | 1800m               | Overall            | (0:12.15)            | (0:12.79)            | (0:13.88)            |         |         |           |

Scratched: Hurricane Rosie (#3)

Report Created: Sat 14 February 2026 14:53 GMT+ (Note: Timing is based on position data)

Page 2/12

[ ] Ranking at each section and finish  
-:-:- No data available at this section  
NA No data available

SCN Saddle cloth number  
DNF Did not finish  
DNT Did not track

data processed by TRIPLESDATA



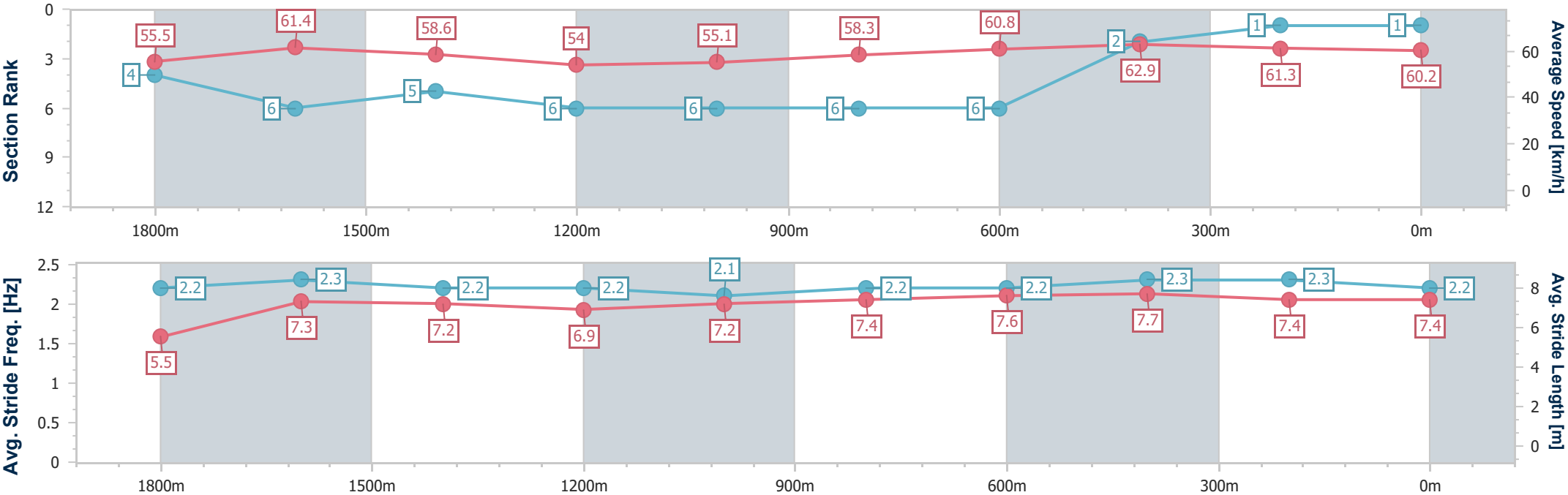
|                                |                   |
|--------------------------------|-------------------|
| Horse/Jockey Name              | Will It Snow      |
| Final Rank                     | 1                 |
| Fastest Section Time (Section) | 0:08.35 (Overall) |
| Top Speed [km/h] (Section)     | 63.8 (600m)       |
| Race State                     | Finished          |



Aquis Park Gold Coast PolyProfessional  
Race 3: Keep Them Super with Supercoat BM55 Handicap - 1900m  
14 February 2026 - 14:39  
Track Rating: Synthetic, Weather: Overcast, Rail Position: True



| Section                | Overall                  | 1800m                    | 1600m                    | 1400m                    | 1200m                    | 1000m                    | 800m                     | 600m                     | 400m                     | 200m                     |  |  |  |
|------------------------|--------------------------|--------------------------|--------------------------|--------------------------|--------------------------|--------------------------|--------------------------|--------------------------|--------------------------|--------------------------|--|--|--|
| Section Times          | 1:58.82 [1]<br>(0:08.35) | 1:50.47 [4]<br>(0:11.81) | 1:38.66 [6]<br>(0:12.36) | 1:26.30 [5]<br>(0:13.49) | 1:12.81 [6]<br>(0:13.08) | 0:59.73 [6]<br>(0:12.41) | 0:47.32 [6]<br>(0:11.98) | 0:35.34 [6]<br>(0:11.58) | 0:23.76 [2]<br>(0:11.81) | 0:11.95 [1]<br>(0:11.95) |  |  |  |
| Average Speed [km/h]   | 55.5                     | 61.4                     | 58.6                     | 54.0                     | 55.1                     | 58.3                     | 60.8                     | 62.9                     | 61.3                     | 60.2                     |  |  |  |
| Top Speed [km/h]       | 58.0                     | 63.3                     | 61.7                     | 55.0                     | 56.3                     | 60.8                     | 63.1                     | 63.8                     | 63.6                     | 63.3                     |  |  |  |
| Avg. Dist. to Rail [m] | 4.3                      | 2.0                      | 1.9                      | 1.7                      | 1.8                      | 1.8                      | 2.3                      | 2.6                      | 3.0                      | 2.4                      |  |  |  |
| Avg. Stride Freq. [Hz] | 2.2                      | 2.3                      | 2.2                      | 2.2                      | 2.1                      | 2.2                      | 2.2                      | 2.3                      | 2.3                      | 2.2                      |  |  |  |
| Avg. Stride Length [m] | 5.5                      | 7.3                      | 7.2                      | 6.9                      | 7.2                      | 7.4                      | 7.6                      | 7.7                      | 7.4                      | 7.4                      |  |  |  |





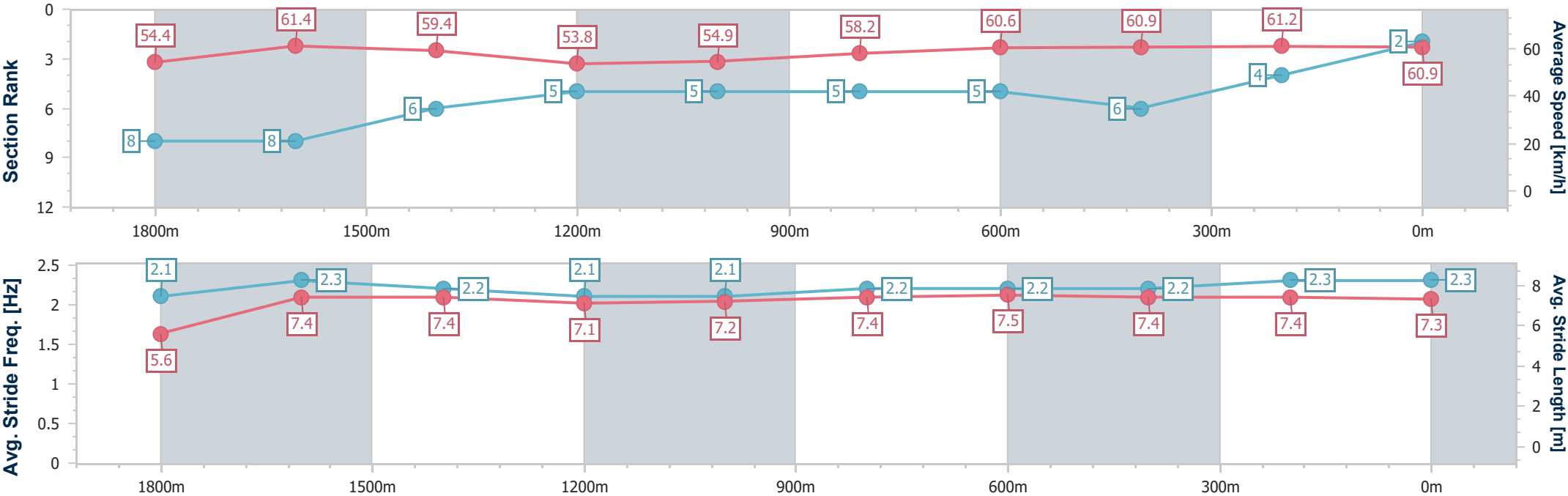
|                                |                   |
|--------------------------------|-------------------|
| Horse/Jockey Name              | Flying Rothe      |
| Final Rank                     | 2                 |
| Fastest Section Time (Section) | 0:08.58 (Overall) |
| Top Speed [km/h] (Section)     | 63.4 (1800m)      |
| Race State                     | Finished          |



Aquis Park Gold Coast PolyProfessional  
Race 3: Keep Them Super with Supercoat BM55 Handicap - 1900m  
14 February 2026 - 14:39  
Track Rating: Synthetic, Weather: Overcast, Rail Position: True



| Section                | Overall                  | 1800m                    | 1600m                    | 1400m                    | 1200m                    | 1000m                    | 800m                     | 600m                     | 400m                     | 200m                     |  |  |  |
|------------------------|--------------------------|--------------------------|--------------------------|--------------------------|--------------------------|--------------------------|--------------------------|--------------------------|--------------------------|--------------------------|--|--|--|
| Section Times          | 1:59.07 [2]<br>(0:08.58) | 1:50.49 [8]<br>(0:11.79) | 1:38.70 [8]<br>(0:12.16) | 1:26.54 [6]<br>(0:13.47) | 1:13.07 [5]<br>(0:13.09) | 0:59.98 [5]<br>(0:12.41) | 0:47.57 [5]<br>(0:11.97) | 0:35.60 [5]<br>(0:11.90) | 0:23.70 [6]<br>(0:11.90) | 0:11.80 [4]<br>(0:11.80) |  |  |  |
| Average Speed [km/h]   | 54.4                     | 61.4                     | 59.4                     | 53.8                     | 54.9                     | 58.2                     | 60.6                     | 60.9                     | 61.2                     | 60.9                     |  |  |  |
| Top Speed [km/h]       | 57.6                     | 63.4                     | 61.8                     | 55.2                     | 55.9                     | 59.4                     | 62.9                     | 62.6                     | 62.1                     | 62.0                     |  |  |  |
| Avg. Dist. to Rail [m] | 4.0                      | 2.0                      | 1.1                      | 0.9                      | 1.3                      | 1.5                      | 1.3                      | 1.5                      | 5.6                      | 7.3                      |  |  |  |
| Avg. Stride Freq. [Hz] | 2.1                      | 2.3                      | 2.2                      | 2.1                      | 2.1                      | 2.2                      | 2.2                      | 2.2                      | 2.3                      | 2.3                      |  |  |  |
| Avg. Stride Length [m] | 5.6                      | 7.4                      | 7.4                      | 7.1                      | 7.2                      | 7.4                      | 7.5                      | 7.4                      | 7.4                      | 7.3                      |  |  |  |







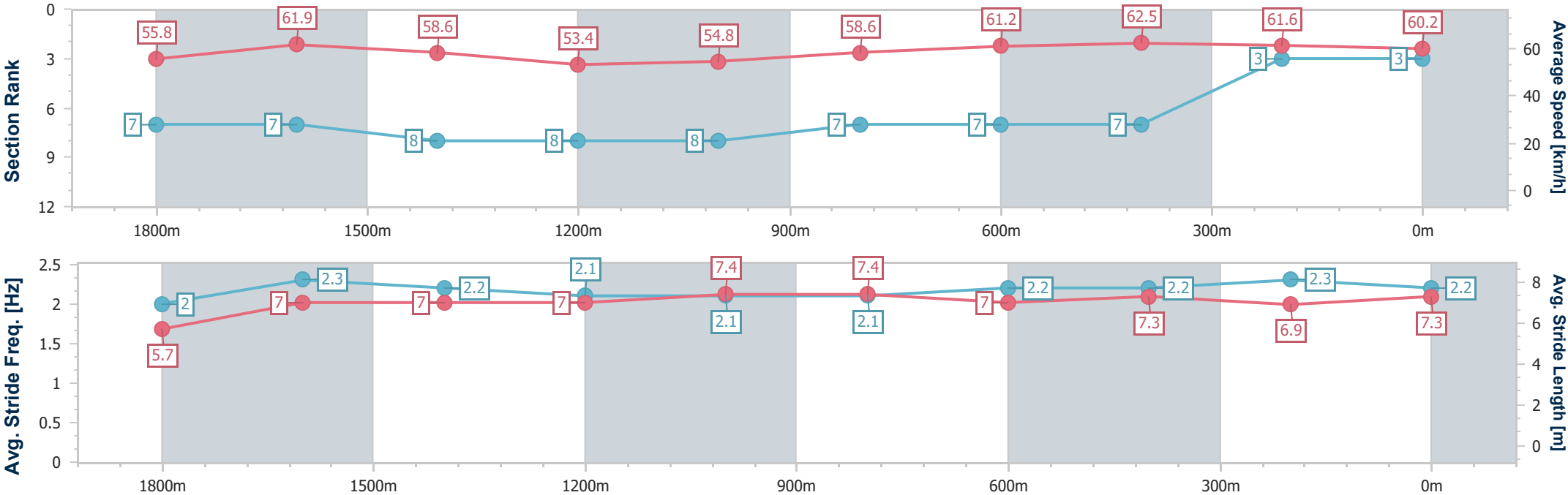
|                                |                   |
|--------------------------------|-------------------|
| Horse/Jockey Name              | Giddy Gan's Joy   |
| Final Rank                     | 3                 |
| Fastest Section Time (Section) | 0:08.56 (Overall) |
| Top Speed [km/h] (Section)     | 63.7 (1800m)      |
| Race State                     | Finished          |



Aquis Park Gold Coast PolyProfessional  
Race 3: Keep Them Super with Supercoat BM55 Handicap - 1900m  
14 February 2026 - 14:39  
Track Rating: Synthetic, Weather: Overcast, Rail Position: True



| Section                | Overall                  | 1800m                    | 1600m                    | 1400m                    | 1200m                    | 1000m                    | 800m                     | 600m                     | 400m                     | 200m                     |  |  |  |
|------------------------|--------------------------|--------------------------|--------------------------|--------------------------|--------------------------|--------------------------|--------------------------|--------------------------|--------------------------|--------------------------|--|--|--|
| Section Times          | 1:59.11 [3]<br>(0:08.56) | 1:50.55 [7]<br>(0:11.78) | 1:38.77 [7]<br>(0:12.46) | 1:26.31 [8]<br>(0:13.57) | 1:12.74 [8]<br>(0:13.12) | 0:59.62 [8]<br>(0:12.33) | 0:47.29 [7]<br>(0:11.90) | 0:35.39 [7]<br>(0:11.68) | 0:23.71 [7]<br>(0:11.79) | 0:11.92 [3]<br>(0:11.92) |  |  |  |
| Average Speed [km/h]   | 55.8                     | 61.9                     | 58.6                     | 53.4                     | 54.8                     | 58.6                     | 61.2                     | 62.5                     | 61.6                     | 60.2                     |  |  |  |
| Top Speed [km/h]       | 61.0                     | 63.7                     | 61.5                     | 54.6                     | 55.9                     | 60.7                     | 62.4                     | 63.1                     | 62.0                     | 61.1                     |  |  |  |
| Avg. Dist. to Rail [m] | 4.7                      | 3.3                      | 2.6                      | 0.8                      | 0.7                      | 1.1                      | 2.3                      | 2.7                      | 4.7                      | 5.7                      |  |  |  |
| Avg. Stride Freq. [Hz] | 2.0                      | 2.3                      | 2.2                      | 2.1                      | 2.1                      | 2.1                      | 2.2                      | 2.2                      | 2.3                      | 2.2                      |  |  |  |
| Avg. Stride Length [m] | 5.7                      | 7.0                      | 7.0                      | 7.0                      | 7.4                      | 7.4                      | 7.0                      | 7.3                      | 6.9                      | 7.3                      |  |  |  |





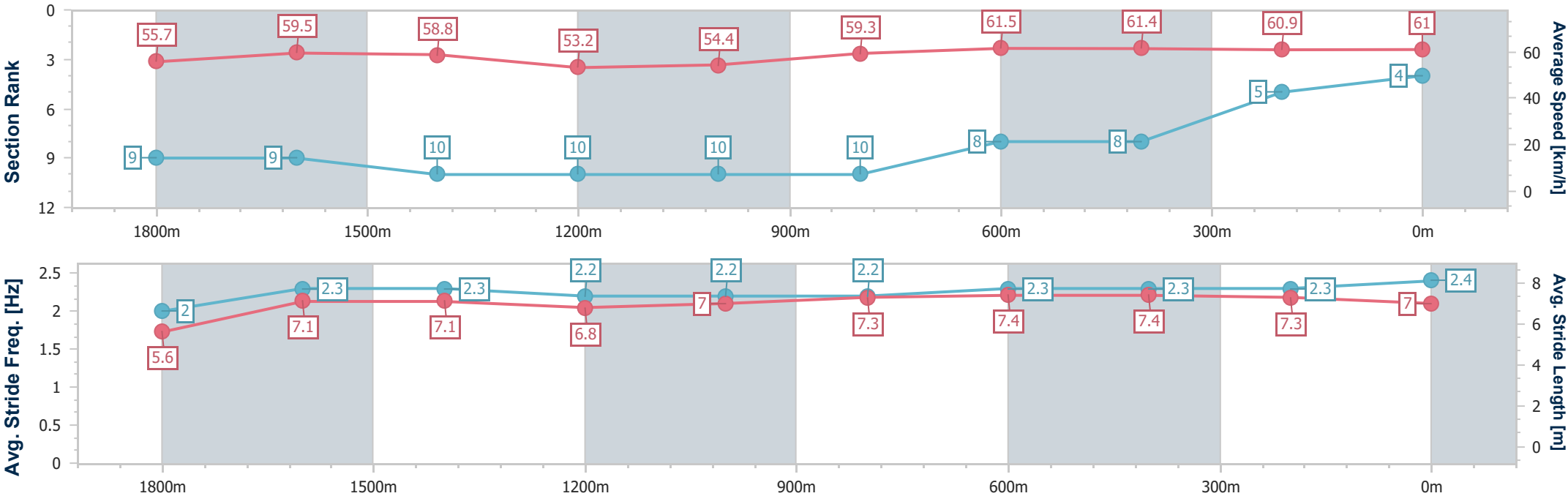
|                                |                   |
|--------------------------------|-------------------|
| Horse/Jockey Name              | Brave Boy         |
| Final Rank                     | 4                 |
| Fastest Section Time (Section) | 0:08.65 (Overall) |
| Top Speed [km/h] (Section)     | 63.8 (200m)       |
| Race State                     | Finished          |



Aquis Park Gold Coast PolyProfessional  
Race 3: Keep Them Super with Supercoat BM55 Handicap - 1900m  
14 February 2026 - 14:39  
Track Rating: Synthetic, Weather: Overcast, Rail Position: True



| Section                | Overall                  | 1800m                    | 1600m                    | 1400m                     | 1200m                     | 1000m                     | 800m                      | 600m                     | 400m                     | 200m                     |  |  |  |
|------------------------|--------------------------|--------------------------|--------------------------|---------------------------|---------------------------|---------------------------|---------------------------|--------------------------|--------------------------|--------------------------|--|--|--|
| Section Times          | 1:59.26 [4]<br>(0:08.65) | 1:50.61 [9]<br>(0:12.13) | 1:38.48 [9]<br>(0:12.31) | 1:26.17 [10]<br>(0:13.62) | 1:12.55 [10]<br>(0:13.24) | 0:59.31 [10]<br>(0:12.12) | 0:47.19 [10]<br>(0:11.74) | 0:35.45 [8]<br>(0:11.78) | 0:23.67 [8]<br>(0:11.89) | 0:11.78 [5]<br>(0:11.78) |  |  |  |
| Average Speed [km/h]   | 55.7                     | 59.5                     | 58.8                     | 53.2                      | 54.4                      | 59.3                      | 61.5                      | 61.4                     | 60.9                     | 61.0                     |  |  |  |
| Top Speed [km/h]       | 57.2                     | 61.3                     | 60.9                     | 54.7                      | 55.8                      | 62.1                      | 62.9                      | 62.9                     | 63.6                     | 63.8                     |  |  |  |
| Avg. Dist. to Rail [m] | 1.9                      | 1.2                      | 1.4                      | 0.8                       | 0.6                       | 0.4                       | 0.4                       | 0.9                      | 4.5                      | 6.8                      |  |  |  |
| Avg. Stride Freq. [Hz] | 2.0                      | 2.3                      | 2.3                      | 2.2                       | 2.2                       | 2.2                       | 2.3                       | 2.3                      | 2.3                      | 2.4                      |  |  |  |
| Avg. Stride Length [m] | 5.6                      | 7.1                      | 7.1                      | 6.8                       | 7.0                       | 7.3                       | 7.4                       | 7.4                      | 7.3                      | 7.0                      |  |  |  |





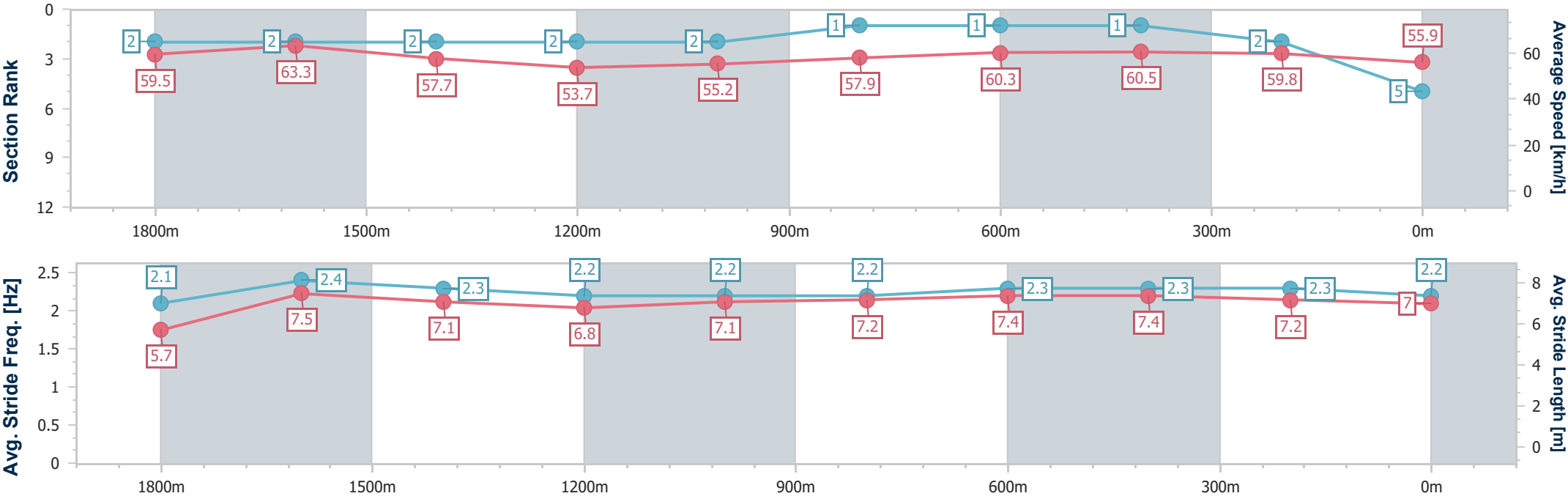
|                                |                   |
|--------------------------------|-------------------|
| Horse/Jockey Name              | Archers Reign     |
| Final Rank                     | 5                 |
| Fastest Section Time (Section) | 0:08.20 (Overall) |
| Top Speed [km/h] (Section)     | 64.9 (1800m)      |
| Race State                     | Finished          |



Aquis Park Gold Coast PolyProfessional  
Race 3: Keep Them Super with Supercoat BM55 Handicap - 1900m  
14 February 2026 - 14:39  
Track Rating: Synthetic, Weather: Overcast, Rail Position: True



| Section                | Overall                  | 1800m                    | 1600m                    | 1400m                    | 1200m                    | 1000m                    | 800m                     | 600m                     | 400m                     | 200m                     |  |  |  |
|------------------------|--------------------------|--------------------------|--------------------------|--------------------------|--------------------------|--------------------------|--------------------------|--------------------------|--------------------------|--------------------------|--|--|--|
| Section Times          | 1:59.85 [5]<br>(0:08.20) | 1:51.65 [2]<br>(0:11.34) | 1:40.31 [2]<br>(0:12.47) | 1:27.84 [2]<br>(0:13.48) | 1:14.36 [2]<br>(0:13.06) | 1:01.30 [2]<br>(0:12.44) | 0:48.86 [1]<br>(0:11.96) | 0:36.90 [1]<br>(0:11.96) | 0:24.94 [1]<br>(0:12.07) | 0:12.87 [2]<br>(0:12.87) |  |  |  |
| Average Speed [km/h]   | 59.5                     | 63.3                     | 57.7                     | 53.7                     | 55.2                     | 57.9                     | 60.3                     | 60.5                     | 59.8                     | 55.9                     |  |  |  |
| Top Speed [km/h]       | 62.4                     | 64.9                     | 60.6                     | 55.5                     | 56.8                     | 59.1                     | 61.3                     | 61.6                     | 60.9                     | 58.9                     |  |  |  |
| Avg. Dist. to Rail [m] | 6.3                      | 0.7                      | 0.7                      | 0.8                      | 0.6                      | 0.5                      | 0.7                      | 1.0                      | 0.8                      | 1.4                      |  |  |  |
| Avg. Stride Freq. [Hz] | 2.1                      | 2.4                      | 2.3                      | 2.2                      | 2.2                      | 2.2                      | 2.3                      | 2.3                      | 2.3                      | 2.2                      |  |  |  |
| Avg. Stride Length [m] | 5.7                      | 7.5                      | 7.1                      | 6.8                      | 7.1                      | 7.2                      | 7.4                      | 7.4                      | 7.2                      | 7.0                      |  |  |  |





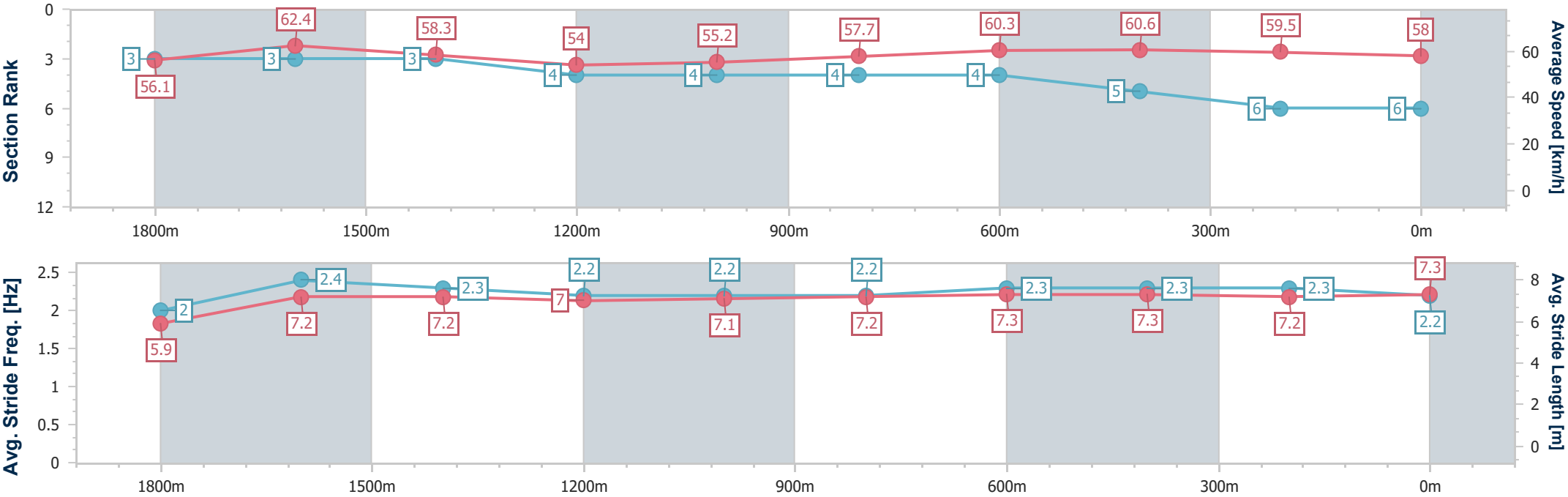
|                                |                   |
|--------------------------------|-------------------|
| Horse/Jockey Name              | Preachabull       |
| Final Rank                     | 6                 |
| Fastest Section Time (Section) | 0:08.25 (Overall) |
| Top Speed [km/h] (Section)     | 64.0 (1800m)      |
| Race State                     | Finished          |



Aquis Park Gold Coast PolyProfessional  
Race 3: Keep Them Super with Supercoat BM55 Handicap - 1900m  
14 February 2026 - 14:39  
Track Rating: Synthetic, Weather: Overcast, Rail Position: True



| Section                | Overall                  | 1800m                    | 1600m                    | 1400m                    | 1200m                    | 1000m                    | 800m                     | 600m                     | 400m                     | 200m                     |  |  |  |
|------------------------|--------------------------|--------------------------|--------------------------|--------------------------|--------------------------|--------------------------|--------------------------|--------------------------|--------------------------|--------------------------|--|--|--|
| Section Times          | 1:59.91 [6]<br>(0:08.25) | 1:51.66 [3]<br>(0:11.60) | 1:40.06 [3]<br>(0:12.42) | 1:27.64 [3]<br>(0:13.49) | 1:14.15 [4]<br>(0:13.06) | 1:01.09 [4]<br>(0:12.53) | 0:48.56 [4]<br>(0:12.02) | 0:36.54 [4]<br>(0:11.97) | 0:24.57 [5]<br>(0:12.17) | 0:12.40 [6]<br>(0:12.40) |  |  |  |
| Average Speed [km/h]   | 56.1                     | 62.4                     | 58.3                     | 54.0                     | 55.2                     | 57.7                     | 60.3                     | 60.6                     | 59.5                     | 58.0                     |  |  |  |
| Top Speed [km/h]       | 62.5                     | 64.0                     | 62.6                     | 55.2                     | 59.8                     | 59.1                     | 61.7                     | 62.0                     | 59.8                     | 60.5                     |  |  |  |
| Avg. Dist. to Rail [m] | 3.2                      | 1.6                      | 1.7                      | 1.2                      | 1.5                      | 1.4                      | 1.4                      | 1.6                      | 3.9                      | 3.8                      |  |  |  |
| Avg. Stride Freq. [Hz] | 2.0                      | 2.4                      | 2.3                      | 2.2                      | 2.2                      | 2.2                      | 2.3                      | 2.3                      | 2.3                      | 2.2                      |  |  |  |
| Avg. Stride Length [m] | 5.9                      | 7.2                      | 7.2                      | 7.0                      | 7.1                      | 7.2                      | 7.3                      | 7.3                      | 7.2                      | 7.3                      |  |  |  |





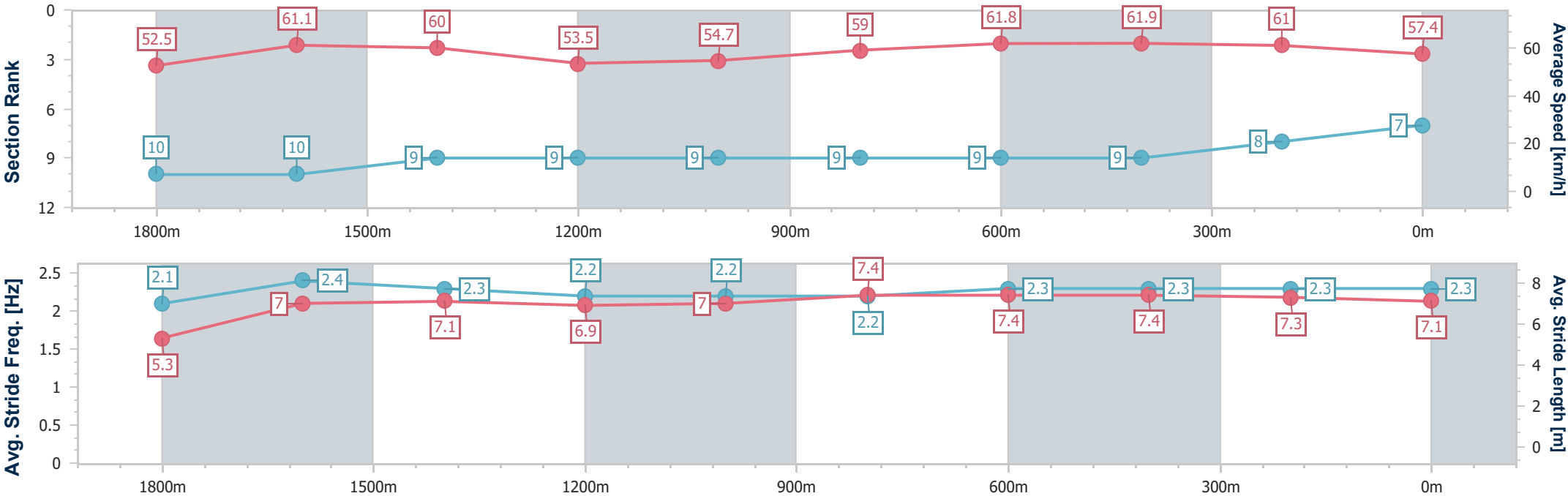
|                                |                   |
|--------------------------------|-------------------|
| Horse/Jockey Name              | Autunno           |
| Final Rank                     | 7                 |
| Fastest Section Time (Section) | 0:08.95 (Overall) |
| Top Speed [km/h] (Section)     | 62.7 (800m)       |
| Race State                     | Finished          |



Aquis Park Gold Coast PolyProfessional  
Race 3: Keep Them Super with Supercoat BM55 Handicap - 1900m  
14 February 2026 - 14:39  
Track Rating: Synthetic, Weather: Overcast, Rail Position: True



| Section                | Overall                  | 1800m                     | 1600m                     | 1400m                    | 1200m                    | 1000m                    | 800m                     | 600m                     | 400m                     | 200m                     |  |  |  |
|------------------------|--------------------------|---------------------------|---------------------------|--------------------------|--------------------------|--------------------------|--------------------------|--------------------------|--------------------------|--------------------------|--|--|--|
| Section Times          | 2:00.16 [7]<br>(0:08.95) | 1:51.21 [10]<br>(0:11.88) | 1:39.33 [10]<br>(0:12.10) | 1:27.23 [9]<br>(0:13.64) | 1:13.59 [9]<br>(0:13.17) | 1:00.42 [9]<br>(0:12.30) | 0:48.12 [9]<br>(0:11.83) | 0:36.29 [9]<br>(0:11.83) | 0:24.46 [9]<br>(0:11.93) | 0:12.53 [8]<br>(0:12.53) |  |  |  |
| Average Speed [km/h]   | 52.5                     | 61.1                      | 60.0                      | 53.5                     | 54.7                     | 59.0                     | 61.8                     | 61.9                     | 61.0                     | 57.4                     |  |  |  |
| Top Speed [km/h]       | 57.0                     | 62.4                      | 62.5                      | 54.9                     | 55.8                     | 61.3                     | 62.7                     | 62.7                     | 62.1                     | 59.8                     |  |  |  |
| Avg. Dist. to Rail [m] | 7.0                      | 3.0                       | 2.8                       | 1.8                      | 2.0                      | 2.3                      | 3.1                      | 3.4                      | 6.5                      | 7.8                      |  |  |  |
| Avg. Stride Freq. [Hz] | 2.1                      | 2.4                       | 2.3                       | 2.2                      | 2.2                      | 2.2                      | 2.3                      | 2.3                      | 2.3                      | 2.3                      |  |  |  |
| Avg. Stride Length [m] | 5.3                      | 7.0                       | 7.1                       | 6.9                      | 7.0                      | 7.4                      | 7.4                      | 7.4                      | 7.3                      | 7.1                      |  |  |  |





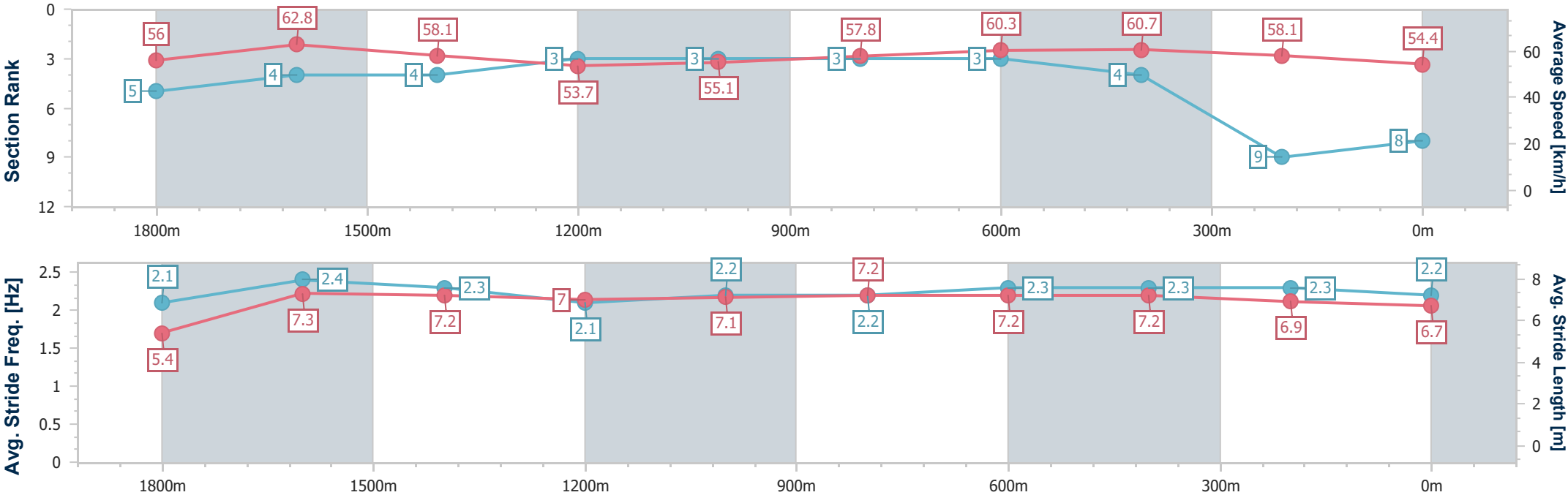
|                                |                   |
|--------------------------------|-------------------|
| Horse/Jockey Name              | Alaska De Lune    |
| Final Rank                     | 8                 |
| Fastest Section Time (Section) | 0:08.41 (Overall) |
| Top Speed [km/h] (Section)     | 64.5 (1800m)      |
| Race State                     | Finished          |



Aquis Park Gold Coast PolyProfessional  
Race 3: Keep Them Super with Supercoat BM55 Handicap - 1900m  
14 February 2026 - 14:39  
Track Rating: Synthetic, Weather: Overcast, Rail Position: True



| Section                | Overall                  | 1800m                    | 1600m                    | 1400m                    | 1200m                    | 1000m                    | 800m                     | 600m                     | 400m                     | 200m                     |  |  |  |
|------------------------|--------------------------|--------------------------|--------------------------|--------------------------|--------------------------|--------------------------|--------------------------|--------------------------|--------------------------|--------------------------|--|--|--|
| Section Times          | 2:00.91 [8]<br>(0:08.41) | 1:52.50 [5]<br>(0:11.46) | 1:41.04 [4]<br>(0:12.43) | 1:28.61 [4]<br>(0:13.44) | 1:15.17 [3]<br>(0:13.07) | 1:02.10 [3]<br>(0:12.44) | 0:49.66 [3]<br>(0:12.06) | 0:37.60 [3]<br>(0:11.94) | 0:25.66 [4]<br>(0:12.42) | 0:13.24 [9]<br>(0:13.24) |  |  |  |
| Average Speed [km/h]   | 56.0                     | 62.8                     | 58.1                     | 53.7                     | 55.1                     | 57.8                     | 60.3                     | 60.7                     | 58.1                     | 54.4                     |  |  |  |
| Top Speed [km/h]       | 59.2                     | 64.5                     | 61.0                     | 54.6                     | 55.9                     | 58.9                     | 62.4                     | 62.4                     | 59.2                     | 56.9                     |  |  |  |
| Avg. Dist. to Rail [m] | 1.0                      | 0.4                      | 1.5                      | 0.6                      | 0.6                      | 0.4                      | 1.8                      | 1.8                      | 2.0                      | 2.0                      |  |  |  |
| Avg. Stride Freq. [Hz] | 2.1                      | 2.4                      | 2.3                      | 2.1                      | 2.2                      | 2.2                      | 2.3                      | 2.3                      | 2.3                      | 2.2                      |  |  |  |
| Avg. Stride Length [m] | 5.4                      | 7.3                      | 7.2                      | 7.0                      | 7.1                      | 7.2                      | 7.2                      | 7.2                      | 6.9                      | 6.7                      |  |  |  |





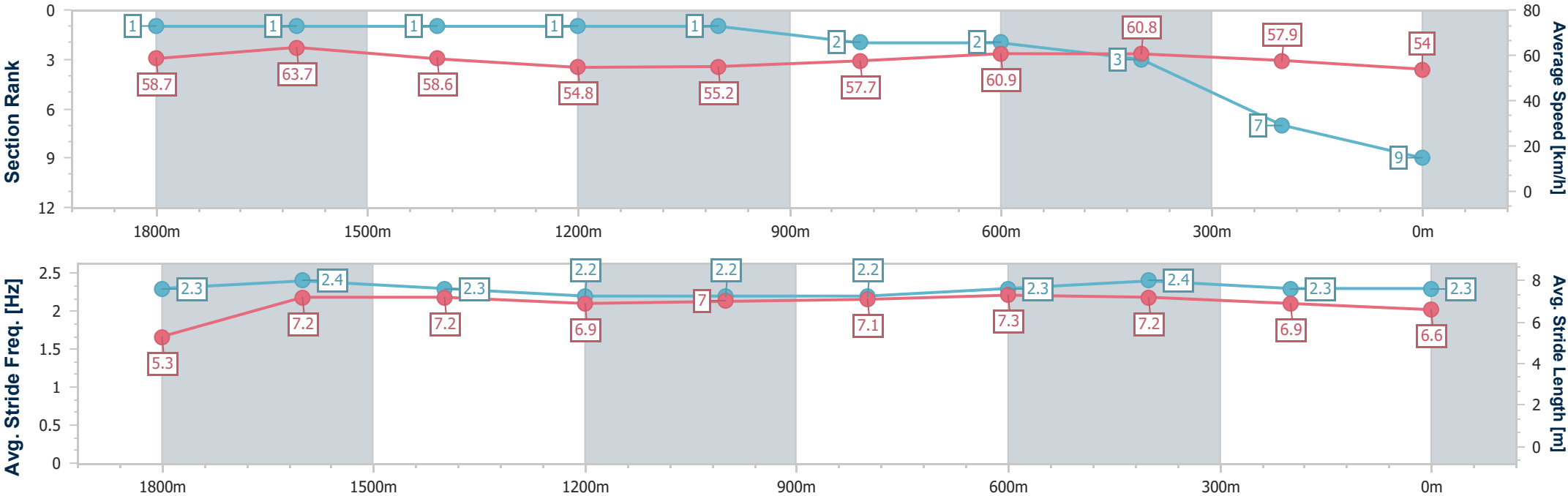
|                                |                   |
|--------------------------------|-------------------|
| Horse/Jockey Name              | Forever Fortune   |
| Final Rank                     | 9                 |
| Fastest Section Time (Section) | 0:08.06 (Overall) |
| Top Speed [km/h] (Section)     | 65.5 (1800m)      |
| Race State                     | Finished          |



Aquis Park Gold Coast PolyProfessional  
Race 3: Keep Them Super with Supercoat BM55 Handicap - 1900m  
14 February 2026 - 14:39  
Track Rating: Synthetic, Weather: Overcast, Rail Position: True



| Section                | Overall                  | 1800m                    | 1600m                    | 1400m                    | 1200m                    | 1000m                    | 800m                     | 600m                     | 400m                     | 200m                     |  |  |  |
|------------------------|--------------------------|--------------------------|--------------------------|--------------------------|--------------------------|--------------------------|--------------------------|--------------------------|--------------------------|--------------------------|--|--|--|
| Section Times          | 2:00.92 [9]<br>(0:08.06) | 1:52.86 [1]<br>(0:11.39) | 1:41.47 [1]<br>(0:12.48) | 1:28.99 [1]<br>(0:13.50) | 1:15.49 [1]<br>(0:13.03) | 1:02.46 [1]<br>(0:12.58) | 0:49.88 [2]<br>(0:11.99) | 0:37.89 [2]<br>(0:12.06) | 0:25.83 [3]<br>(0:12.52) | 0:13.31 [7]<br>(0:13.31) |  |  |  |
| Average Speed [km/h]   | 58.7                     | 63.7                     | 58.6                     | 54.8                     | 55.2                     | 57.7                     | 60.9                     | 60.8                     | 57.9                     | 54.0                     |  |  |  |
| Top Speed [km/h]       | 61.3                     | 65.5                     | 62.7                     | 55.9                     | 56.8                     | 59.0                     | 62.7                     | 62.8                     | 59.3                     | 56.7                     |  |  |  |
| Avg. Dist. to Rail [m] | 8.4                      | 2.4                      | 4.2                      | 3.4                      | 2.8                      | 2.8                      | 3.0                      | 3.4                      | 3.4                      | 3.3                      |  |  |  |
| Avg. Stride Freq. [Hz] | 2.3                      | 2.4                      | 2.3                      | 2.2                      | 2.2                      | 2.2                      | 2.3                      | 2.4                      | 2.3                      | 2.3                      |  |  |  |
| Avg. Stride Length [m] | 5.3                      | 7.2                      | 7.2                      | 6.9                      | 7.0                      | 7.1                      | 7.3                      | 7.2                      | 6.9                      | 6.6                      |  |  |  |





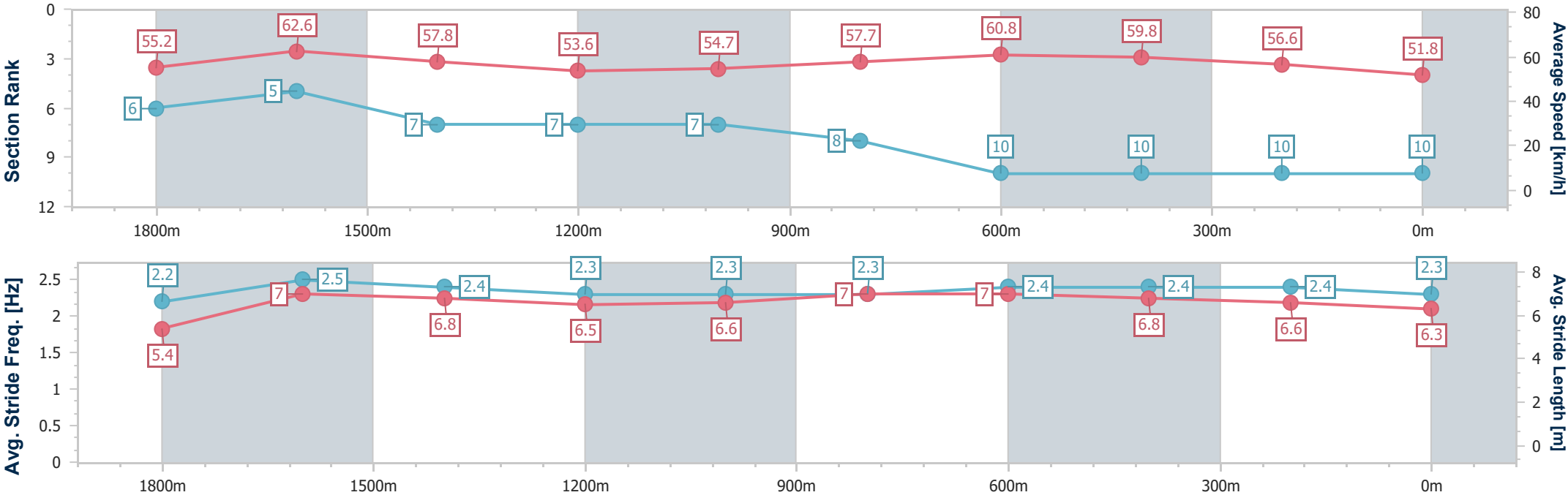
|                                |                   |
|--------------------------------|-------------------|
| Horse/Jockey Name              | Our Esprit        |
| Final Rank                     | 10                |
| Fastest Section Time (Section) | 0:08.50 (Overall) |
| Top Speed [km/h] (Section)     | 66.5 (1800m)      |
| Race State                     | Finished          |



Aquis Park Gold Coast PolyProfessional  
Race 3: Keep Them Super with Supercoat BM55 Handicap - 1900m  
14 February 2026 - 14:39  
Track Rating: Synthetic, Weather: Overcast, Rail Position: True



| Section                | Overall                   | 1800m                    | 1600m                    | 1400m                    | 1200m                    | 1000m                    | 800m                     | 600m                      | 400m                      | 200m                      |  |  |  |
|------------------------|---------------------------|--------------------------|--------------------------|--------------------------|--------------------------|--------------------------|--------------------------|---------------------------|---------------------------|---------------------------|--|--|--|
| Section Times          | 2:02.77 [10]<br>(0:08.50) | 1:54.27 [6]<br>(0:11.60) | 1:42.67 [5]<br>(0:12.57) | 1:30.10 [7]<br>(0:13.60) | 1:16.50 [7]<br>(0:13.16) | 1:03.34 [7]<br>(0:12.56) | 0:50.78 [8]<br>(0:11.96) | 0:38.82 [10]<br>(0:12.15) | 0:26.67 [10]<br>(0:12.79) | 0:13.88 [10]<br>(0:13.88) |  |  |  |
| Average Speed [km/h]   | 55.2                      | 62.6                     | 57.8                     | 53.6                     | 54.7                     | 57.7                     | 60.8                     | 59.8                      | 56.6                      | 51.8                      |  |  |  |
| Top Speed [km/h]       | 59.4                      | 66.5                     | 61.7                     | 54.8                     | 56.2                     | 58.8                     | 61.9                     | 62.0                      | 57.6                      | 55.1                      |  |  |  |
| Avg. Dist. to Rail [m] | 6.0                       | 3.2                      | 2.8                      | 1.8                      | 1.7                      | 2.1                      | 1.9                      | 1.8                       | 2.3                       | 1.9                       |  |  |  |
| Avg. Stride Freq. [Hz] | 2.2                       | 2.5                      | 2.4                      | 2.3                      | 2.3                      | 2.3                      | 2.4                      | 2.4                       | 2.4                       | 2.3                       |  |  |  |
| Avg. Stride Length [m] | 5.4                       | 7.0                      | 6.8                      | 6.5                      | 6.6                      | 7.0                      | 7.0                      | 6.8                       | 6.6                       | 6.3                       |  |  |  |







# Aquis Park Gold Coast PolyProfessional

## Race 4: Hygain Edge Maiden Plate (Set Weights) - 1540m

14 February 2026 - 15:19



Track Rating: Synthetic, Weather: Overcast, Rail Position: True

| Section     |     |                  |         |                     |                    | Overall              | 1400m                | 1200m                | 1000m                | 800m                 | 600m                 | 400m                 | Last 600m |                           |
|-------------|-----|------------------|---------|---------------------|--------------------|----------------------|----------------------|----------------------|----------------------|----------------------|----------------------|----------------------|-----------|---------------------------|
| Field Times |     |                  |         |                     |                    | 1:34.29<br>(0:10.25) | 1:24.04<br>(0:11.60) | 1:12.44<br>(0:11.79) | 1:00.65<br>(0:11.99) | 0:48.66<br>(0:12.04) | 0:36.62<br>(0:12.00) | 0:24.62<br>(0:12.28) | 0:36.62   |                           |
| Rank        | TAB | Horse/Jockey     | Barrier | Top Speed<br>[km/h] | Fastest<br>Section |                      |                      |                      |                      |                      |                      |                      |           | Distance<br>Travelled [m] |
| 1           | 9   | SHOOTING FIRM    | 1       | 62.7                | 0:10.70            | 1:34.29 [1]          | 1:23.59 [5]          | 1:12.04 [4]          | 1:00.15 [4]          | 0:48.05 [5]          | 0:35.94 [4]          | 0:24.02 [4]          | 0:35.94   |                           |
|             |     | Jett Newman      |         | 1400m               | Overall            | (0:10.70)            | (0:11.55)            | (0:11.89)            | (0:12.10)            | (0:12.11)            | (0:11.92)            | (0:11.88)            |           |                           |
| 2           | 6   | COME ON MR SNIPS | 4       | 65.3                | 0:10.36            | 1:34.69 [2]          | 1:24.33 [3]          | 1:12.84 [1]          | 1:01.05 [1]          | 0:49.06 [1]          | 0:36.93 [2]          | 0:25.02 [1]          | 0:36.93   | -1                        |
|             |     | Brandon Lerena   |         | 1400m               | Overall            | (0:10.36)            | (0:11.49)            | (0:11.79)            | (0:11.99)            | (0:12.13)            | (0:11.91)            | (0:12.28)            |           |                           |
| 3           | 3   | BLOOD RED        | 2       | 62.7                | 0:10.88            | 1:35.03 [3]          | 1:24.15 [7]          | 1:12.22 [7]          | 1:00.46 [7]          | 0:48.52 [6]          | 0:36.46 [7]          | 0:24.56 [6]          | 0:36.46   | -2                        |
|             |     | Julie Busuttin   |         | 1000m               | Overall            | (0:10.88)            | (0:11.93)            | (0:11.76)            | (0:11.94)            | (0:12.06)            | (0:11.90)            | (0:12.18)            |           |                           |
| 4           | 4   | CONCADOR         | 5       | 63.7                | 0:10.81            | 1:35.10 [4]          | 1:24.29 [6]          | 1:12.57 [6]          | 1:00.57 [6]          | 0:48.56 [7]          | 0:36.65 [5]          | 0:24.77 [5]          | 0:36.65   | +7                        |
|             |     | Amy Graham       |         | 1400m               | Overall            | (0:10.81)            | (0:11.72)            | (0:12.00)            | (0:12.01)            | (0:11.91)            | (0:11.88)            | (0:12.24)            |           |                           |
| 5           | 7   | GRIGIA           | 8       | 65.2                | 0:10.28            | 1:35.76 [5]          | 1:25.48 [2]          | 1:13.91 [2]          | 1:02.07 [2]          | 0:50.10 [2]          | 0:38.09 [1]          | 0:25.86 [2]          | 0:38.09   | +7                        |
|             |     | Fred Larson      |         | 1400m               | Overall            | (0:10.28)            | (0:11.57)            | (0:11.84)            | (0:11.97)            | (0:12.01)            | (0:12.23)            | (0:12.65)            |           |                           |
| 6           | 1   | ALZURRI          | 3       | 62.6                | 0:11.08            | 1:35.90 [6]          | 1:24.82 [8]          | 1:13.01 [8]          | 1:01.02 [8]          | 0:48.93 [8]          | 0:36.99 [8]          | 0:25.04 [7]          | 0:36.99   | +5                        |
|             |     | Bella Youngberry |         | 1400m               | Overall            | (0:11.08)            | (0:11.81)            | (0:11.99)            | (0:12.09)            | (0:11.94)            | (0:11.95)            | (0:12.25)            |           |                           |
| 7           | 8   | HOLLER DASH      | 6       | 62.7                | 0:10.25            | 1:36.05 [7]          | 1:25.80 [1]          | 1:14.01 [3]          | 1:02.06 [3]          | 0:50.06 [3]          | 0:37.91 [3]          | 0:25.85 [3]          | 0:37.91   | +2                        |
|             |     | Jason Taylor     |         | 1400m               | Overall            | (0:10.25)            | (0:11.79)            | (0:11.95)            | (0:12.00)            | (0:12.15)            | (0:12.06)            | (0:12.63)            |           |                           |
| 8           | 5   | RUBOS            | 7       | 62.7                | 0:10.46            | 1:36.32 [8]          | 1:25.86 [4]          | 1:14.06 [5]          | 1:02.07 [5]          | 0:50.12 [4]          | 0:37.79 [6]          | 0:25.19 [8]          | 0:37.79   | +7                        |
|             |     | Noriyuki Masuda  |         | 1400m               | Overall            | (0:10.46)            | (0:11.80)            | (0:11.99)            | (0:11.95)            | (0:12.33)            | (0:12.60)            | (0:12.53)            |           |                           |

Scratched: Argent Emphyrean (#2)



**Aquis Park Gold Coast PolyProfessional**  
**Race 4: Hygain Edge Maiden Plate (Set Weights) - 1540m**  
**14 February 2026 - 15:19**



Track Rating: Synthetic, Weather: Overcast, Rail Position: True

| Section<br>Field Times |     | 200m<br>0:12.34<br>(0:12.34) |         |                     |                    |             | Last 600m<br>0:36.62 |                           |    |
|------------------------|-----|------------------------------|---------|---------------------|--------------------|-------------|----------------------|---------------------------|----|
| Rank                   | TAB | Horse/Jockey                 | Barrier | Top Speed<br>[km/h] | Fastest<br>Section | Margin      |                      | Distance<br>Travelled [m] |    |
| 1                      | 9   | SHOOTING FIRM                | 1       | 62.7                | 0:10.70            | 0:12.14 [2] | 1:34.29              | 0:35.94                   |    |
|                        |     | Jett Newman                  |         | 1400m               | Overall            | (0:12.14)   |                      |                           |    |
| 2                      | 6   | COME ON MR SNIPS             | 4       | 65.3                | 0:10.36            | 0:12.74 [1] | 2.36L                | 0:36.93                   | -1 |
|                        |     | Brandon Lerena               |         | 1400m               | Overall            | (0:12.74)   |                      |                           |    |
| 3                      | 3   | BLOOD RED                    | 2       | 62.7                | 0:10.88            | 0:12.38 [5] | 4.32L                | 0:36.46                   | -2 |
|                        |     | Julie Busuttin               |         | 1000m               | Overall            | (0:12.38)   |                      |                           |    |
| 4                      | 4   | CONCADOR                     | 5       | 63.7                | 0:10.81            | 0:12.53 [4] | 4.76L                | 0:36.65                   | +7 |
|                        |     | Amy Graham                   |         | 1400m               | Overall            | (0:12.53)   |                      |                           |    |
| 5                      | 7   | GRIGIA                       | 8       | 65.2                | 0:10.28            | 0:13.21 [3] | 8.63L                | 0:38.09                   | +7 |
|                        |     | Fred Larson                  |         | 1400m               | Overall            | (0:13.21)   |                      |                           |    |
| 6                      | 1   | ALZURRI                      | 3       | 62.6                | 0:11.08            | 0:12.79 [7] | 9.42L                | 0:36.99                   | +5 |
|                        |     | Bella Youngberry             |         | 1400m               | Overall            | (0:12.79)   |                      |                           |    |
| 7                      | 8   | HOLLER DASH                  | 6       | 62.7                | 0:10.25            | 0:13.22 [6] | 10.33L               | 0:37.91                   | +2 |
|                        |     | Jason Taylor                 |         | 1400m               | Overall            | (0:13.22)   |                      |                           |    |
| 8                      | 5   | RUBOS                        | 7       | 62.7                | 0:10.46            | 0:12.66 [8] | 11.93L               | 0:37.79                   | +7 |
|                        |     | Noriyuki Masuda              |         | 1400m               | Overall            | (0:12.66)   |                      |                           |    |

Scratched: Argent Emyprean (#2)



|                                |                   |
|--------------------------------|-------------------|
| Horse/Jockey Name              | Shooting Firm     |
| Final Rank                     | 1                 |
| Fastest Section Time (Section) | 0:10.70 (Overall) |
| Top Speed [km/h] (Section)     | 62.7 (1400m)      |
| Race State                     | Finished          |



Aquis Park Gold Coast PolyProfessional

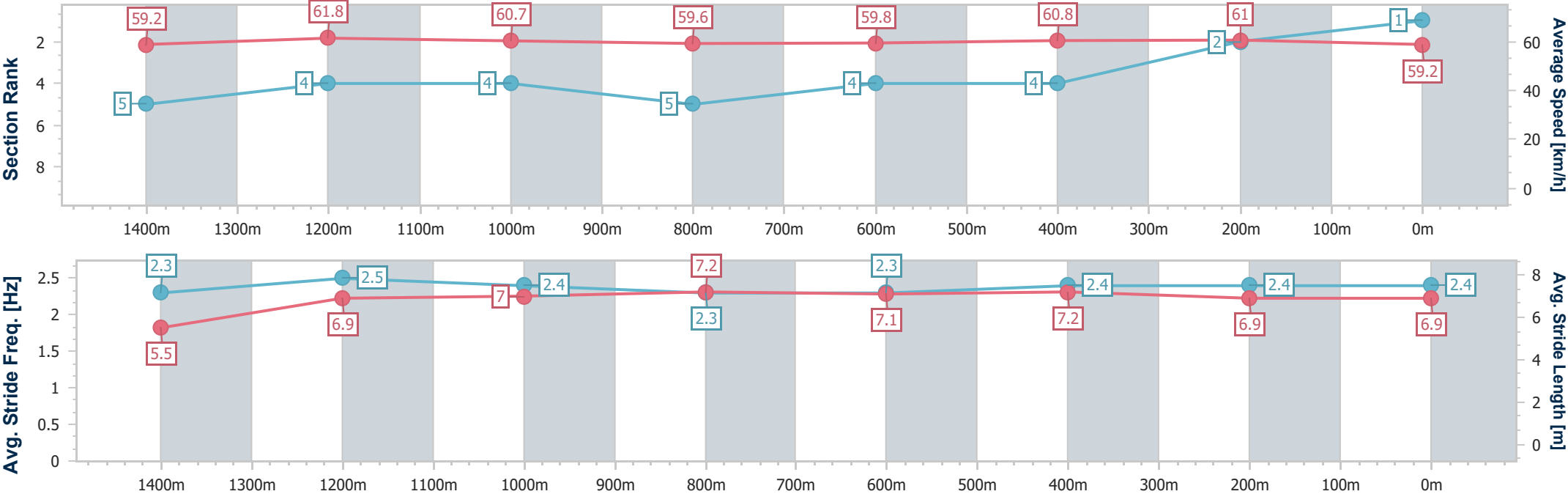
Race 4: Hygain Edge Maiden Plate (Set Weights) - 1540m

14 February 2026 - 15:19

Track Rating: Synthetic, Weather: Overcast, Rail Position: True



| Section                | Overall                  | 1400m                    | 1200m                    | 1000m                    | 800m                     | 600m                     | 400m                     | 200m                     |  |  |  |  |  |
|------------------------|--------------------------|--------------------------|--------------------------|--------------------------|--------------------------|--------------------------|--------------------------|--------------------------|--|--|--|--|--|
| Section Times          | 1:34.29 [1]<br>(0:10.70) | 1:23.59 [5]<br>(0:11.55) | 1:12.04 [4]<br>(0:11.89) | 1:00.15 [4]<br>(0:12.10) | 0:48.05 [5]<br>(0:12.11) | 0:35.94 [4]<br>(0:11.92) | 0:24.02 [4]<br>(0:11.88) | 0:12.14 [2]<br>(0:12.14) |  |  |  |  |  |
| Average Speed [km/h]   | 59.2                     | 61.8                     | 60.7                     | 59.6                     | 59.8                     | 60.8                     | 61.0                     | 59.2                     |  |  |  |  |  |
| Top Speed [km/h]       | 61.8                     | 62.7                     | 61.9                     | 60.6                     | 60.6                     | 61.7                     | 62.5                     | 62.1                     |  |  |  |  |  |
| Avg. Dist. to Rail [m] | 1.9                      | 1.0                      | 0.3                      | 0.7                      | 1.0                      | 1.1                      | 4.6                      | 5.4                      |  |  |  |  |  |
| Avg. Stride Freq. [Hz] | 2.3                      | 2.5                      | 2.4                      | 2.3                      | 2.3                      | 2.4                      | 2.4                      | 2.4                      |  |  |  |  |  |
| Avg. Stride Length [m] | 5.5                      | 6.9                      | 7.0                      | 7.2                      | 7.1                      | 7.2                      | 6.9                      | 6.9                      |  |  |  |  |  |





|                                |                   |
|--------------------------------|-------------------|
| Horse/Jockey Name              | Come On Mr Snips  |
| Final Rank                     | 2                 |
| Fastest Section Time (Section) | 0:10.36 (Overall) |
| Top Speed [km/h] (Section)     | 65.3 (1400m)      |
| Race State                     | Finished          |



Aquis Park Gold Coast PolyProfessional

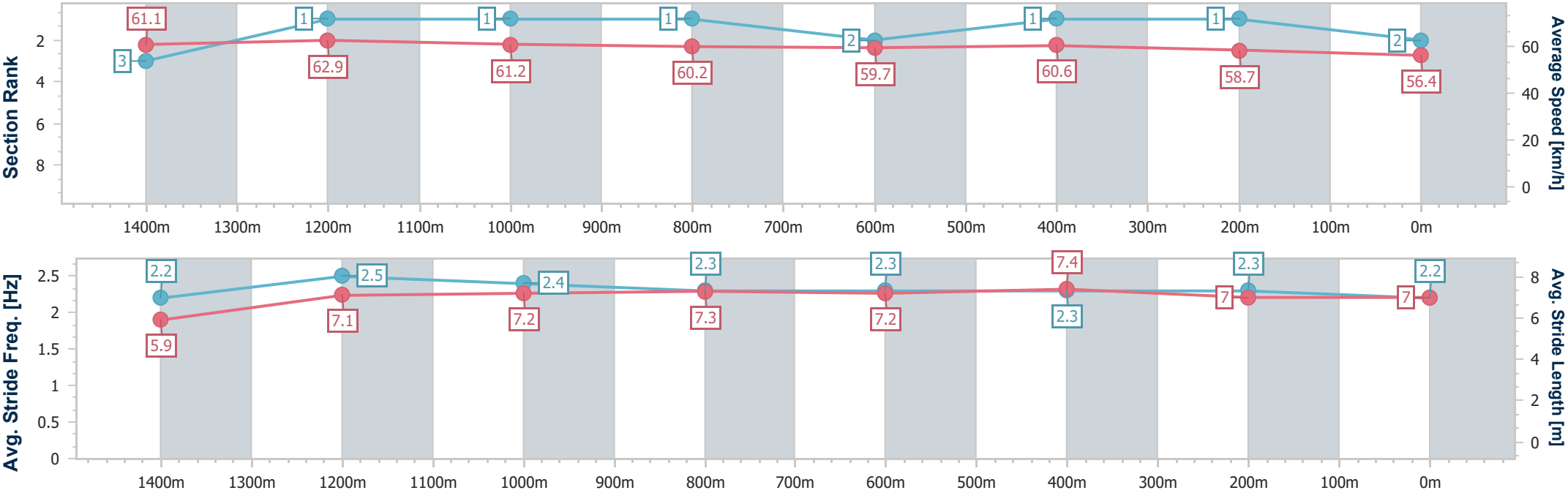
Race 4: Hygain Edge Maiden Plate (Set Weights) - 1540m

14 February 2026 - 15:19

Track Rating: Synthetic, Weather: Overcast, Rail Position: True



| Section                | Overall                  | 1400m                    | 1200m                    | 1000m                    | 800m                     | 600m                     | 400m                     | 200m                     |  |  |  |  |  |
|------------------------|--------------------------|--------------------------|--------------------------|--------------------------|--------------------------|--------------------------|--------------------------|--------------------------|--|--|--|--|--|
| Section Times          | 1:34.69 [2]<br>(0:10.36) | 1:24.33 [3]<br>(0:11.49) | 1:12.84 [1]<br>(0:11.79) | 1:01.05 [1]<br>(0:11.99) | 0:49.06 [1]<br>(0:12.13) | 0:36.93 [2]<br>(0:11.91) | 0:25.02 [1]<br>(0:12.28) | 0:12.74 [1]<br>(0:12.74) |  |  |  |  |  |
| Average Speed [km/h]   | 61.1                     | 62.9                     | 61.2                     | 60.2                     | 59.7                     | 60.6                     | 58.7                     | 56.4                     |  |  |  |  |  |
| Top Speed [km/h]       | 64.8                     | 65.3                     | 62.4                     | 60.7                     | 61.3                     | 62.3                     | 60.0                     | 57.7                     |  |  |  |  |  |
| Avg. Dist. to Rail [m] | 4.1                      | 0.4                      | 0.2                      | 0.5                      | 0.8                      | 0.3                      | 0.5                      | 1.4                      |  |  |  |  |  |
| Avg. Stride Freq. [Hz] | 2.2                      | 2.5                      | 2.4                      | 2.3                      | 2.3                      | 2.3                      | 2.3                      | 2.2                      |  |  |  |  |  |
| Avg. Stride Length [m] | 5.9                      | 7.1                      | 7.2                      | 7.3                      | 7.2                      | 7.4                      | 7.0                      | 7.0                      |  |  |  |  |  |





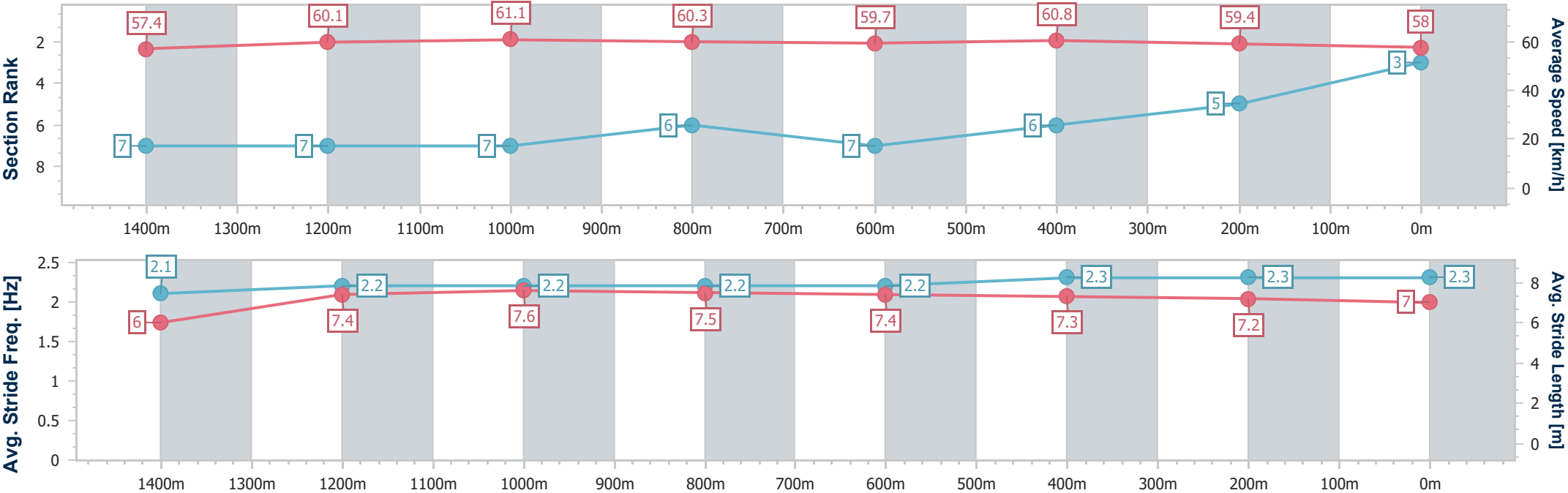
|                                |                   |
|--------------------------------|-------------------|
| Horse/Jockey Name              | Blood Red         |
| Final Rank                     | 3                 |
| Fastest Section Time (Section) | 0:10.88 (Overall) |
| Top Speed [km/h] (Section)     | 62.7 (1000m)      |
| Race State                     | Finished          |



Aquis Park Gold Coast PolyProfessional  
Race 4: Hygain Edge Maiden Plate (Set Weights) - 1540m  
14 February 2026 - 15:19  
Track Rating: Synthetic, Weather: Overcast, Rail Position: True



| Section                | Overall                  | 1400m                    | 1200m                    | 1000m                    | 800m                     | 600m                     | 400m                     | 200m                     |  |  |  |  |  |
|------------------------|--------------------------|--------------------------|--------------------------|--------------------------|--------------------------|--------------------------|--------------------------|--------------------------|--|--|--|--|--|
| Section Times          | 1:35.03 [3]<br>(0:10.88) | 1:24.15 [7]<br>(0:11.93) | 1:12.22 [7]<br>(0:11.76) | 1:00.46 [7]<br>(0:11.94) | 0:48.52 [6]<br>(0:12.06) | 0:36.46 [7]<br>(0:11.90) | 0:24.56 [6]<br>(0:12.18) | 0:12.38 [5]<br>(0:12.38) |  |  |  |  |  |
| Average Speed [km/h]   | 57.4                     | 60.1                     | 61.1                     | 60.3                     | 59.7                     | 60.8                     | 59.4                     | 58.0                     |  |  |  |  |  |
| Top Speed [km/h]       | 60.4                     | 61.5                     | 62.1                     | 62.7                     | 60.7                     | 62.1                     | 60.4                     | 59.2                     |  |  |  |  |  |
| Avg. Dist. to Rail [m] | 3.4                      | 0.6                      | 0.3                      | 0.4                      | 0.2                      | 1.3                      | 4.0                      | 6.1                      |  |  |  |  |  |
| Avg. Stride Freq. [Hz] | 2.1                      | 2.2                      | 2.2                      | 2.2                      | 2.2                      | 2.3                      | 2.3                      | 2.3                      |  |  |  |  |  |
| Avg. Stride Length [m] | 6.0                      | 7.4                      | 7.6                      | 7.5                      | 7.4                      | 7.3                      | 7.2                      | 7.0                      |  |  |  |  |  |





|                                |                   |
|--------------------------------|-------------------|
| Horse/Jockey Name              | Concador          |
| Final Rank                     | 4                 |
| Fastest Section Time (Section) | 0:10.81 (Overall) |
| Top Speed [km/h] (Section)     | 63.7 (1400m)      |
| Race State                     | Finished          |



Aquis Park Gold Coast PolyProfessional

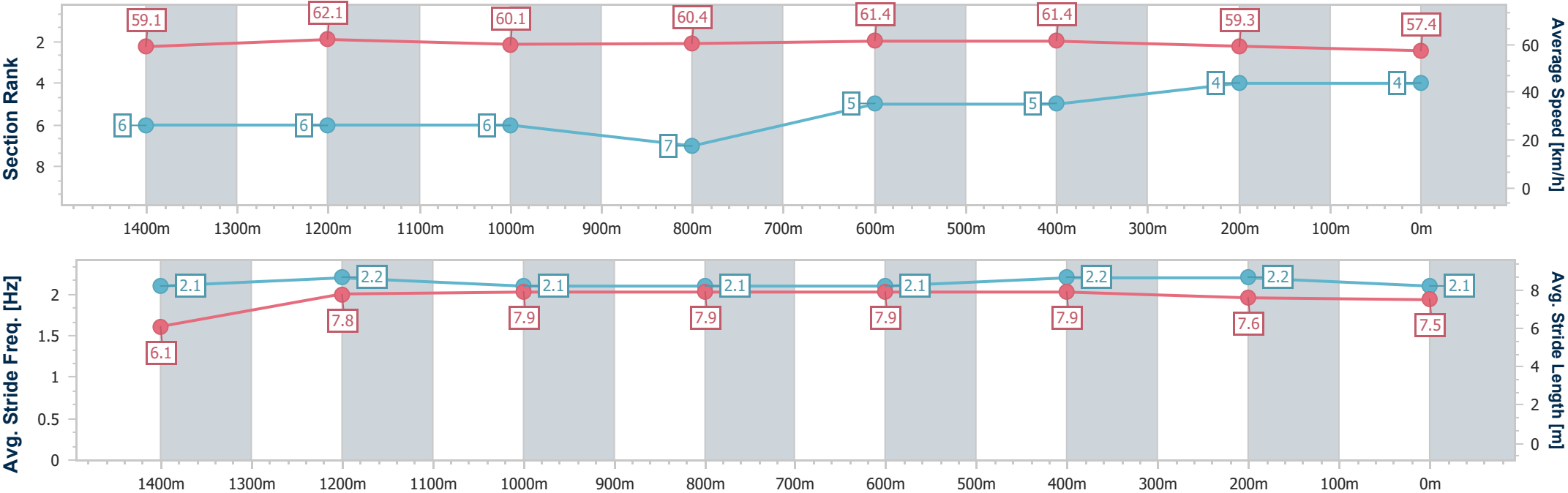
Race 4: Hygain Edge Maiden Plate (Set Weights) - 1540m

14 February 2026 - 15:19

Track Rating: Synthetic, Weather: Overcast, Rail Position: True



| Section                | Overall                  | 1400m                    | 1200m                    | 1000m                    | 800m                     | 600m                     | 400m                     | 200m                     |  |  |  |  |  |
|------------------------|--------------------------|--------------------------|--------------------------|--------------------------|--------------------------|--------------------------|--------------------------|--------------------------|--|--|--|--|--|
| Section Times          | 1:35.10 [4]<br>(0:10.81) | 1:24.29 [6]<br>(0:11.72) | 1:12.57 [6]<br>(0:12.00) | 1:00.57 [6]<br>(0:12.01) | 0:48.56 [7]<br>(0:11.91) | 0:36.65 [5]<br>(0:11.88) | 0:24.77 [5]<br>(0:12.24) | 0:12.53 [4]<br>(0:12.53) |  |  |  |  |  |
| Average Speed [km/h]   | 59.1                     | 62.1                     | 60.1                     | 60.4                     | 61.4                     | 61.4                     | 59.3                     | 57.4                     |  |  |  |  |  |
| Top Speed [km/h]       | 62.0                     | 63.7                     | 61.1                     | 61.7                     | 61.9                     | 62.2                     | 60.2                     | 58.8                     |  |  |  |  |  |
| Avg. Dist. to Rail [m] | 5.6                      | 1.3                      | 2.5                      | 2.3                      | 2.7                      | 2.7                      | 5.0                      | 6.6                      |  |  |  |  |  |
| Avg. Stride Freq. [Hz] | 2.1                      | 2.2                      | 2.1                      | 2.1                      | 2.1                      | 2.2                      | 2.2                      | 2.1                      |  |  |  |  |  |
| Avg. Stride Length [m] | 6.1                      | 7.8                      | 7.9                      | 7.9                      | 7.9                      | 7.9                      | 7.6                      | 7.5                      |  |  |  |  |  |





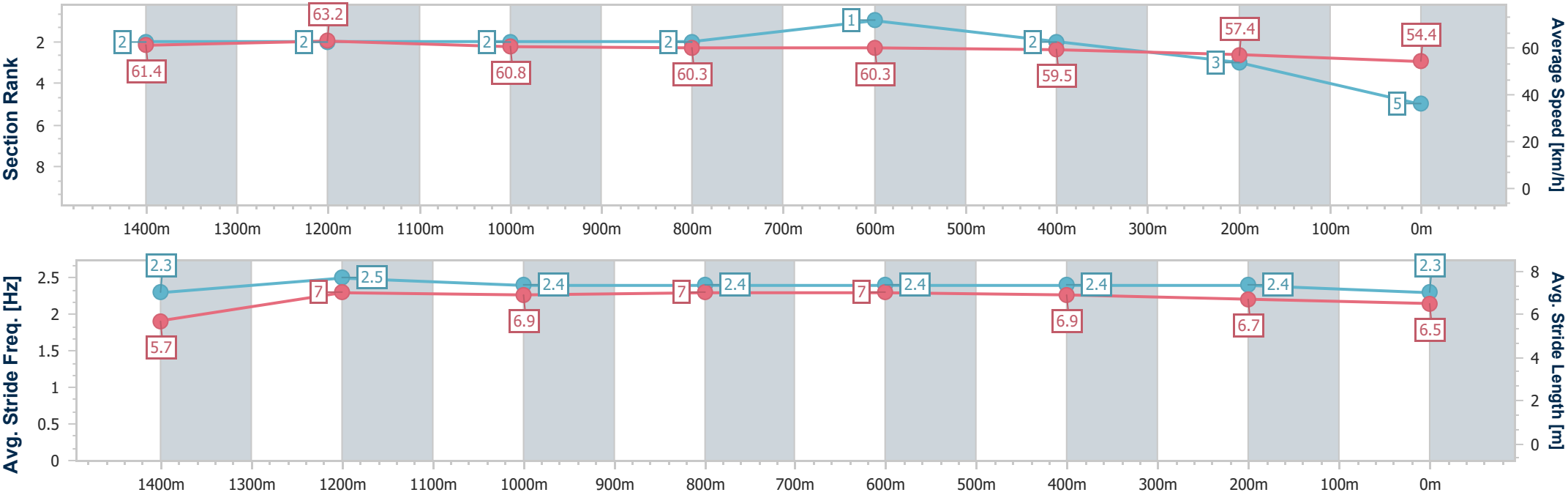
|                                |                   |
|--------------------------------|-------------------|
| Horse/Jockey Name              | Grigia            |
| Final Rank                     | 5                 |
| Fastest Section Time (Section) | 0:10.28 (Overall) |
| Top Speed [km/h] (Section)     | 65.2 (1400m)      |
| Race State                     | Finished          |



Aquis Park Gold Coast PolyProfessional  
Race 4: Hygain Edge Maiden Plate (Set Weights) - 1540m  
14 February 2026 - 15:19  
Track Rating: Synthetic, Weather: Overcast, Rail Position: True



| Section                | Overall                  | 1400m                    | 1200m                    | 1000m                    | 800m                     | 600m                     | 400m                     | 200m                     |  |  |  |  |  |
|------------------------|--------------------------|--------------------------|--------------------------|--------------------------|--------------------------|--------------------------|--------------------------|--------------------------|--|--|--|--|--|
| Section Times          | 1:35.76 [5]<br>(0:10.28) | 1:25.48 [2]<br>(0:11.57) | 1:13.91 [2]<br>(0:11.84) | 1:02.07 [2]<br>(0:11.97) | 0:50.10 [2]<br>(0:12.01) | 0:38.09 [1]<br>(0:12.23) | 0:25.86 [2]<br>(0:12.65) | 0:13.21 [3]<br>(0:13.21) |  |  |  |  |  |
| Average Speed [km/h]   | 61.4                     | 63.2                     | 60.8                     | 60.3                     | 60.3                     | 59.5                     | 57.4                     | 54.4                     |  |  |  |  |  |
| Top Speed [km/h]       | 63.7                     | 65.2                     | 61.8                     | 60.9                     | 61.2                     | 61.1                     | 58.2                     | 57.2                     |  |  |  |  |  |
| Avg. Dist. to Rail [m] | 8.6                      | 2.1                      | 1.3                      | 1.4                      | 1.2                      | 2.3                      | 4.1                      | 4.8                      |  |  |  |  |  |
| Avg. Stride Freq. [Hz] | 2.3                      | 2.5                      | 2.4                      | 2.4                      | 2.4                      | 2.4                      | 2.4                      | 2.3                      |  |  |  |  |  |
| Avg. Stride Length [m] | 5.7                      | 7.0                      | 6.9                      | 7.0                      | 7.0                      | 6.9                      | 6.7                      | 6.5                      |  |  |  |  |  |





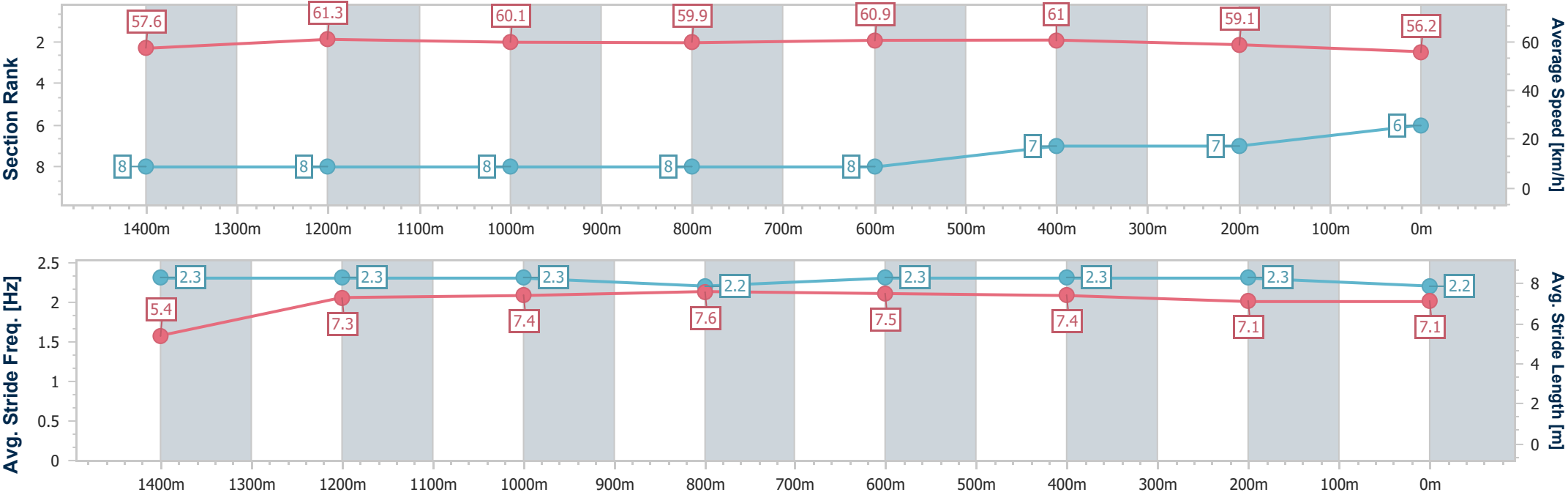
|                                |                   |
|--------------------------------|-------------------|
| Horse/Jockey Name              | Alzurri           |
| Final Rank                     | 6                 |
| Fastest Section Time (Section) | 0:11.08 (Overall) |
| Top Speed [km/h] (Section)     | 62.6 (1400m)      |
| Race State                     | Finished          |



Aquis Park Gold Coast PolyProfessional  
Race 4: Hygain Edge Maiden Plate (Set Weights) - 1540m  
14 February 2026 - 15:19  
Track Rating: Synthetic, Weather: Overcast, Rail Position: True



| Section                | Overall                  | 1400m                    | 1200m                    | 1000m                    | 800m                     | 600m                     | 400m                     | 200m                     |  |  |  |  |  |
|------------------------|--------------------------|--------------------------|--------------------------|--------------------------|--------------------------|--------------------------|--------------------------|--------------------------|--|--|--|--|--|
| Section Times          | 1:35.90 [6]<br>(0:11.08) | 1:24.82 [8]<br>(0:11.81) | 1:13.01 [8]<br>(0:11.99) | 1:01.02 [8]<br>(0:12.09) | 0:48.93 [8]<br>(0:11.94) | 0:36.99 [8]<br>(0:11.95) | 0:25.04 [7]<br>(0:12.25) | 0:12.79 [7]<br>(0:12.79) |  |  |  |  |  |
| Average Speed [km/h]   | 57.6                     | 61.3                     | 60.1                     | 59.9                     | 60.9                     | 61.0                     | 59.1                     | 56.2                     |  |  |  |  |  |
| Top Speed [km/h]       | 59.3                     | 62.6                     | 62.2                     | 61.1                     | 61.7                     | 62.1                     | 60.4                     | 58.1                     |  |  |  |  |  |
| Avg. Dist. to Rail [m] | 4.1                      | 0.7                      | 2.0                      | 2.2                      | 1.9                      | 2.3                      | 3.5                      | 6.0                      |  |  |  |  |  |
| Avg. Stride Freq. [Hz] | 2.3                      | 2.3                      | 2.3                      | 2.2                      | 2.3                      | 2.3                      | 2.3                      | 2.2                      |  |  |  |  |  |
| Avg. Stride Length [m] | 5.4                      | 7.3                      | 7.4                      | 7.6                      | 7.5                      | 7.4                      | 7.1                      | 7.1                      |  |  |  |  |  |







|                                |                   |
|--------------------------------|-------------------|
| Horse/Jockey Name              | Holler Dash       |
| Final Rank                     | 7                 |
| Fastest Section Time (Section) | 0:10.25 (Overall) |
| Top Speed [km/h] (Section)     | 62.7 (1400m)      |
| Race State                     | Finished          |



Aquis Park Gold Coast PolyProfessional

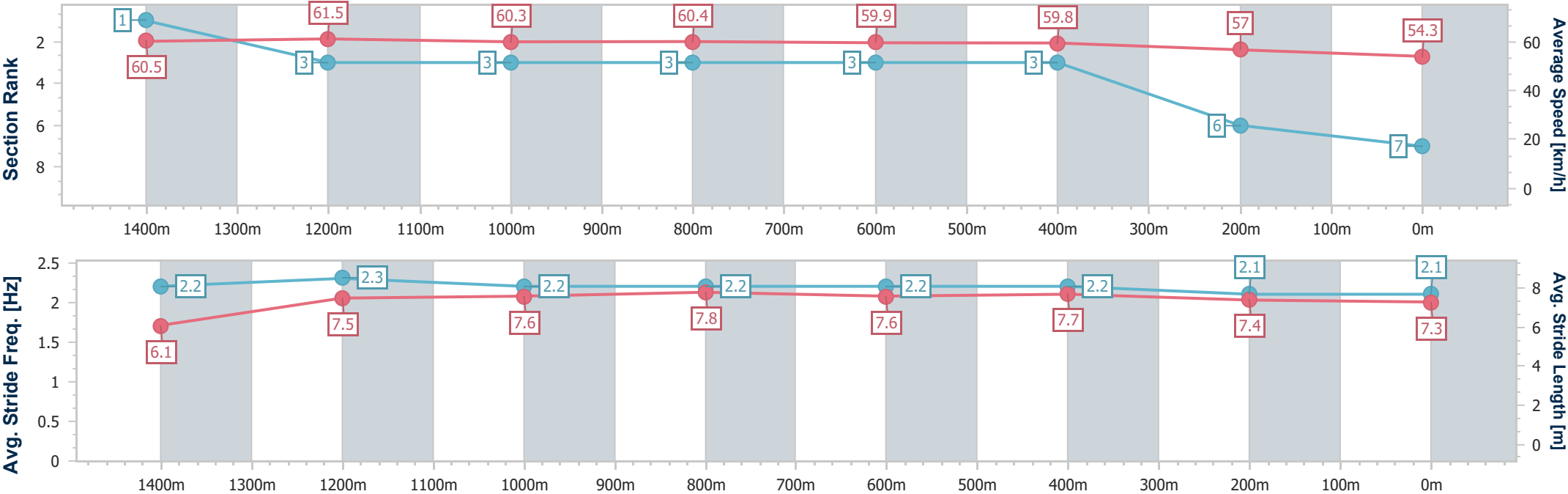
Race 4: Hygain Edge Maiden Plate (Set Weights) - 1540m

14 February 2026 - 15:19

Track Rating: Synthetic, Weather: Overcast, Rail Position: True



| Section                | Overall                  | 1400m                    | 1200m                    | 1000m                    | 800m                     | 600m                     | 400m                     | 200m                     |  |  |  |  |  |
|------------------------|--------------------------|--------------------------|--------------------------|--------------------------|--------------------------|--------------------------|--------------------------|--------------------------|--|--|--|--|--|
| Section Times          | 1:36.05 [7]<br>(0:10.25) | 1:25.80 [1]<br>(0:11.79) | 1:14.01 [3]<br>(0:11.95) | 1:02.06 [3]<br>(0:12.00) | 0:50.06 [3]<br>(0:12.15) | 0:37.91 [3]<br>(0:12.06) | 0:25.85 [3]<br>(0:12.63) | 0:13.22 [6]<br>(0:13.22) |  |  |  |  |  |
| Average Speed [km/h]   | 60.5                     | 61.5                     | 60.3                     | 60.4                     | 59.9                     | 59.8                     | 57.0                     | 54.3                     |  |  |  |  |  |
| Top Speed [km/h]       | 62.7                     | 62.7                     | 61.3                     | 61.0                     | 61.0                     | 61.3                     | 58.0                     | 56.0                     |  |  |  |  |  |
| Avg. Dist. to Rail [m] | 6.3                      | 0.7                      | 1.8                      | 2.3                      | 1.7                      | 0.6                      | 0.6                      | 1.8                      |  |  |  |  |  |
| Avg. Stride Freq. [Hz] | 2.2                      | 2.3                      | 2.2                      | 2.2                      | 2.2                      | 2.2                      | 2.1                      | 2.1                      |  |  |  |  |  |
| Avg. Stride Length [m] | 6.1                      | 7.5                      | 7.6                      | 7.8                      | 7.6                      | 7.7                      | 7.4                      | 7.3                      |  |  |  |  |  |





|                                |                   |
|--------------------------------|-------------------|
| Horse/Jockey Name              | Rubos             |
| Final Rank                     | 8                 |
| Fastest Section Time (Section) | 0:10.46 (Overall) |
| Top Speed [km/h] (Section)     | 62.7 (1400m)      |
| Race State                     | Finished          |



Aquis Park Gold Coast PolyProfessional

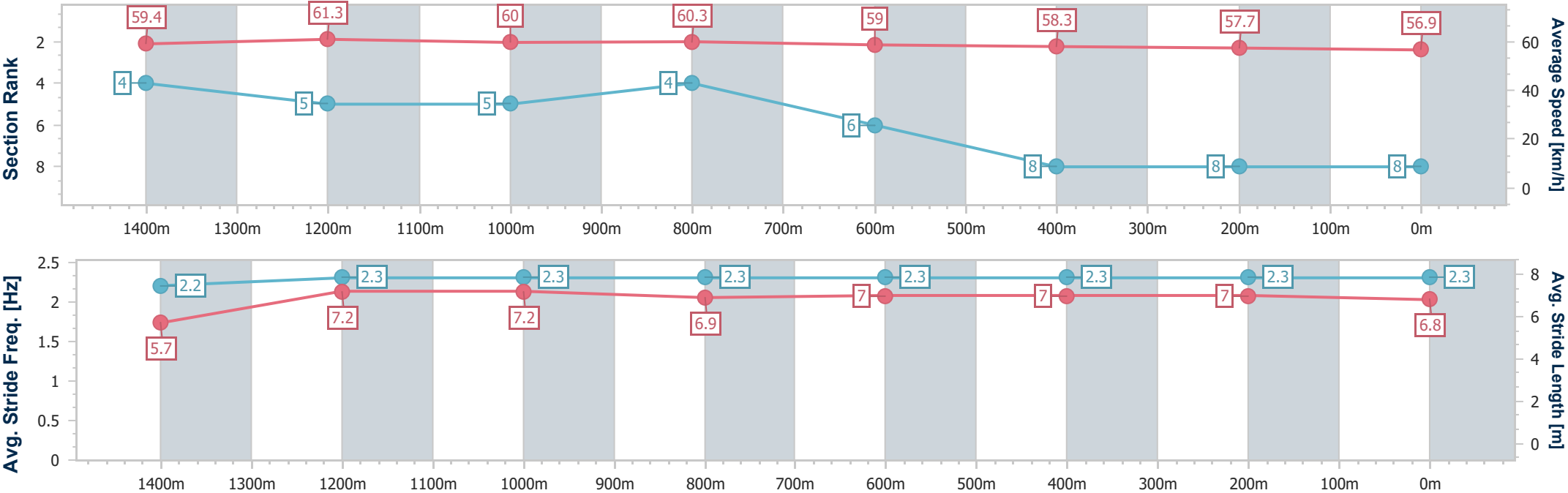
Race 4: Hygain Edge Maiden Plate (Set Weights) - 1540m

14 February 2026 - 15:19

Track Rating: Synthetic, Weather: Overcast, Rail Position: True



| Section                | Overall                  | 1400m                    | 1200m                    | 1000m                    | 800m                     | 600m                     | 400m                     | 200m                     |  |  |  |  |  |
|------------------------|--------------------------|--------------------------|--------------------------|--------------------------|--------------------------|--------------------------|--------------------------|--------------------------|--|--|--|--|--|
| Section Times          | 1:36.32 [8]<br>(0:10.46) | 1:25.86 [4]<br>(0:11.80) | 1:14.06 [5]<br>(0:11.99) | 1:02.07 [5]<br>(0:11.95) | 0:50.12 [4]<br>(0:12.33) | 0:37.79 [6]<br>(0:12.60) | 0:25.19 [8]<br>(0:12.53) | 0:12.66 [8]<br>(0:12.66) |  |  |  |  |  |
| Average Speed [km/h]   | 59.4                     | 61.3                     | 60.0                     | 60.3                     | 59.0                     | 58.3                     | 57.7                     | 56.9                     |  |  |  |  |  |
| Top Speed [km/h]       | 61.8                     | 62.7                     | 61.1                     | 60.8                     | 60.5                     | 60.2                     | 59.0                     | 58.7                     |  |  |  |  |  |
| Avg. Dist. to Rail [m] | 7.1                      | 0.8                      | 0.3                      | 0.4                      | 2.7                      | 4.1                      | 1.8                      | 3.8                      |  |  |  |  |  |
| Avg. Stride Freq. [Hz] | 2.2                      | 2.3                      | 2.3                      | 2.3                      | 2.3                      | 2.3                      | 2.3                      | 2.3                      |  |  |  |  |  |
| Avg. Stride Length [m] | 5.7                      | 7.2                      | 7.2                      | 6.9                      | 7.0                      | 7.0                      | 7.0                      | 6.8                      |  |  |  |  |  |





**Aquis Park Gold Coast PolyProfessional**  
**Race 5: Gallagher, Protect What Matters BENCHMARK 65 Handicap - 1540m**

**14 February 2026 - 15:59**



**Track Rating: Synthetic, Weather: Overcast, Rail Position: True**

| Section     |     |                 |         |                     |                    | Overall              | 1400m                | 1200m                | 1000m                | 800m                 | 600m                 | 400m                 | Last 600m  |                           |  |
|-------------|-----|-----------------|---------|---------------------|--------------------|----------------------|----------------------|----------------------|----------------------|----------------------|----------------------|----------------------|------------|---------------------------|--|
| Field Times |     |                 |         |                     |                    | 1:33.80<br>(0:10.44) | 1:23.36<br>(0:11.52) | 1:11.84<br>(0:11.16) | 1:00.68<br>(0:11.46) | 0:49.22<br>(0:11.87) | 0:37.35<br>(0:12.06) | 0:25.29<br>(0:12.61) | 0:37.35    |                           |  |
| Rank        | TAB | Horse/Jockey    | Barrier | Top Speed<br>[km/h] | Fastest<br>Section |                      |                      |                      |                      |                      |                      |                      |            | Distance<br>Travelled [m] |  |
| 1           | 8   | BRUTAL BOWLER   | 6       | 64.0                | 0:10.53            | 1:33.80 [1]          | 1:23.27 [2]          | 1:11.71 [2]          | 1:00.30 [2]          | 0:48.81 [2]          | 0:37.17 [2]          | 0:25.11 [2]          | 0:37.17    |                           |  |
|             |     | Leah Martyn     |         | 1200m               | Overall            | (0:10.53)            | (0:11.56)            | (0:11.41)            | (0:11.49)            | (0:11.64)            | (0:12.06)            | (0:12.43)            |            |                           |  |
| 2           | 1   | WATERMELON      | 5       | 64.6                | 0:10.69            | 1:34.28 [2]          | 1:23.59 [3]          | 1:11.86 [4]          | 1:00.50 [4]          | 0:49.04 [4]          | 0:37.39 [3]          | 0:25.37 [4]          | 0:37.39 +2 |                           |  |
|             |     | Julie Busuttin  |         | 1000m               | Overall            | (0:10.69)            | (0:11.73)            | (0:11.36)            | (0:11.46)            | (0:11.65)            | (0:12.02)            | (0:12.41)            |            |                           |  |
| 3           | 6   | CALL ME LEGEND  | 2       | 63.7                | 0:10.80            | 1:34.40 [3]          | 1:23.60 [5]          | 1:11.67 [5]          | 1:00.31 [6]          | 0:48.78 [6]          | 0:36.98 [6]          | 0:25.03 [6]          | 0:36.98 -1 |                           |  |
|             |     | Jett Newman     |         | 1000m               | Overall            | (0:10.80)            | (0:11.93)            | (0:11.36)            | (0:11.53)            | (0:11.80)            | (0:11.95)            | (0:12.42)            |            |                           |  |
| 4           | 4   | BLACK MINTO     | 4       | 65.0                | 0:10.44            | 1:34.55 [4]          | 1:24.11 [1]          | 1:12.59 [1]          | 1:01.43 [1]          | 0:49.97 [1]          | 0:38.10 [1]          | 0:26.04 [1]          | 0:38.10 -5 |                           |  |
|             |     | Brandon Lerena  |         | 1200m               | Overall            | (0:10.44)            | (0:11.52)            | (0:11.16)            | (0:11.46)            | (0:11.87)            | (0:12.06)            | (0:12.81)            |            |                           |  |
| 5           | 3   | ITZA CHARMDEEL  | 3       | 64.3                | 0:10.73            | 1:34.75 [5]          | 1:24.02 [4]          | 1:12.42 [3]          | 1:01.18 [3]          | 0:49.71 [3]          | 0:37.77 [4]          | 0:25.89 [3]          | 0:37.77 -1 |                           |  |
|             |     | Adin Thompson   |         | 1000m               | Overall            | (0:10.73)            | (0:11.60)            | (0:11.24)            | (0:11.47)            | (0:11.94)            | (0:11.88)            | (0:12.78)            |            |                           |  |
| 6           | 2   | ASPEN COLORADO  | 1       | 64.5                | 0:11.10            | 1:35.02 [6]          | 1:23.92 [6]          | 1:12.23 [6]          | 1:00.98 [5]          | 0:49.49 [5]          | 0:37.78 [5]          | 0:25.81 [5]          | 0:37.78 +5 |                           |  |
|             |     | Micheal Hellyer |         | 1200m               | Overall            | (0:11.10)            | (0:11.69)            | (0:11.25)            | (0:11.49)            | (0:11.71)            | (0:11.97)            | (0:12.51)            |            |                           |  |

**Scratched: Maple Door (#5), The Wellian (#9), Archers Reign (#7)**



**Aquis Park Gold Coast PolyProfessional**  
**Race 5: Gallagher, Protect What Matters BENCHMARK 65 Handicap - 1540m**

14 February 2026 - 15:59



Track Rating: Synthetic, Weather: Overcast, Rail Position: True

| Section     |     | 200m                 |         |                     |                    |             | Last 600m |                           |    |
|-------------|-----|----------------------|---------|---------------------|--------------------|-------------|-----------|---------------------------|----|
| Field Times |     | 0:12.68<br>(0:12.68) |         |                     |                    |             | 0:37.35   |                           |    |
| Rank        | TAB | Horse/Jockey         | Barrier | Top Speed<br>[km/h] | Fastest<br>Section | Margin      |           | Distance<br>Travelled [m] |    |
| 1           | 8   | BRUTAL BOWLER        | 6       | 64.0                | 0:10.53            | 0:12.68 [1] | 1:33.80   | 0:37.17                   |    |
|             |     | Leah Martyn          |         | 1200m               | Overall            | (0:12.68)   |           |                           |    |
| 2           | 1   | WATERMELON           | 5       | 64.6                | 0:10.69            | 0:12.96 [2] | 2.86L     | 0:37.39                   | +2 |
|             |     | Julie Busuttin       |         | 1000m               | Overall            | (0:12.96)   |           |                           |    |
| 3           | 6   | CALL ME LEGEND       | 2       | 63.7                | 0:10.80            | 0:12.61 [6] | 3.56L     | 0:36.98                   | -1 |
|             |     | Jett Newman          |         | 1000m               | Overall            | (0:12.61)   |           |                           |    |
| 4           | 4   | BLACK MINTO          | 4       | 65.0                | 0:10.44            | 0:13.23 [3] | 4.39L     | 0:38.10                   | -5 |
|             |     | Brandon Lerena       |         | 1200m               | Overall            | (0:13.23)   |           |                           |    |
| 5           | 3   | ITZA CHARMDEEL       | 3       | 64.3                | 0:10.73            | 0:13.11 [4] | 5.61L     | 0:37.77                   | -1 |
|             |     | Adin Thompson        |         | 1000m               | Overall            | (0:13.11)   |           |                           |    |
| 6           | 2   | ASPEN COLORADO       | 1       | 64.5                | 0:11.10            | 0:13.30 [5] | 7.21L     | 0:37.78                   | +5 |
|             |     | Micheal Hellyer      |         | 1200m               | Overall            | (0:13.30)   |           |                           |    |

Scratched: Maple Door (#5), The Wellian (#9), Archers Reign (#7)



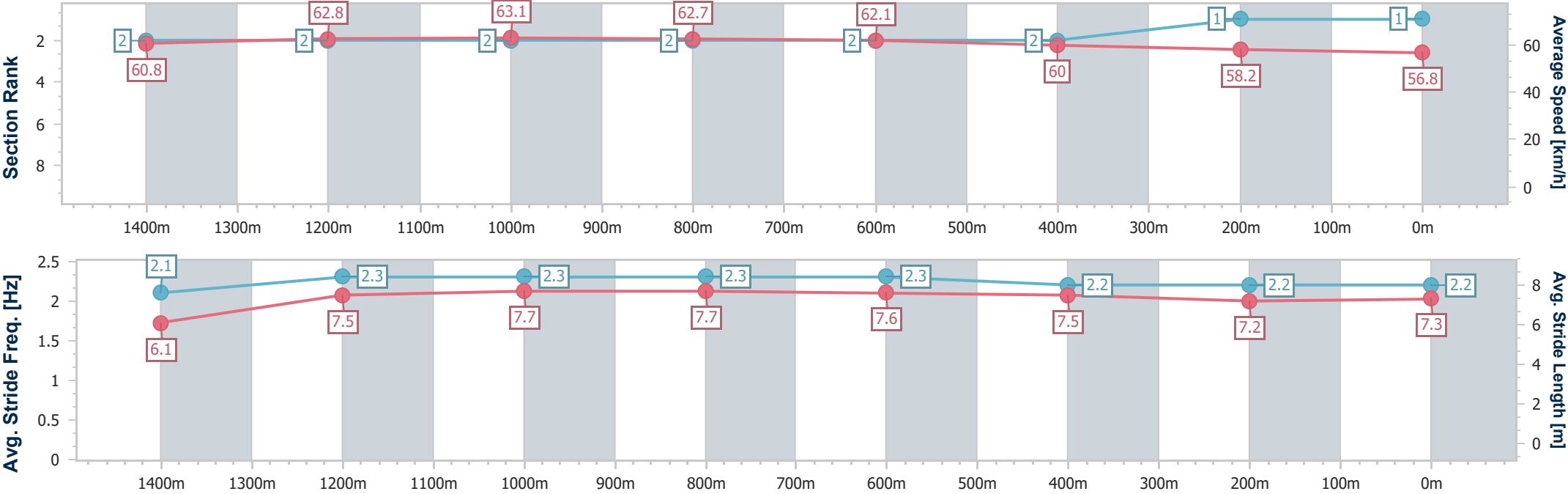
|                                |                   |
|--------------------------------|-------------------|
| Horse/Jockey Name              | Brutal Bowler     |
| Final Rank                     | 1                 |
| Fastest Section Time (Section) | 0:10.53 (Overall) |
| Top Speed [km/h] (Section)     | 64.0 (1200m)      |
| Race State                     | Finished          |



Aquis Park Gold Coast PolyProfessional  
Race 5: Gallagher, Protect What Matters BENCHMARK 65  
Handicap - 1540m  
14 February 2026 - 15:59  
Track Rating: Synthetic, Weather: Overcast, Rail Position: True



| Section                | Overall                  | 1400m                    | 1200m                    | 1000m                    | 800m                     | 600m                     | 400m                     | 200m                     |  |  |  |  |  |
|------------------------|--------------------------|--------------------------|--------------------------|--------------------------|--------------------------|--------------------------|--------------------------|--------------------------|--|--|--|--|--|
| Section Times          | 1:33.80 [1]<br>(0:10.53) | 1:23.27 [2]<br>(0:11.56) | 1:11.71 [2]<br>(0:11.41) | 1:00.30 [2]<br>(0:11.49) | 0:48.81 [2]<br>(0:11.64) | 0:37.17 [2]<br>(0:12.06) | 0:25.11 [2]<br>(0:12.43) | 0:12.68 [1]<br>(0:12.68) |  |  |  |  |  |
| Average Speed [km/h]   | 60.8                     | 62.8                     | 63.1                     | 62.7                     | 62.1                     | 60.0                     | 58.2                     | 56.8                     |  |  |  |  |  |
| Top Speed [km/h]       | 63.7                     | 64.0                     | 64.0                     | 63.8                     | 62.8                     | 62.0                     | 59.2                     | 57.9                     |  |  |  |  |  |
| Avg. Dist. to Rail [m] | 5.6                      | 1.0                      | 0.6                      | 0.5                      | 0.6                      | 1.5                      | 3.3                      | 4.8                      |  |  |  |  |  |
| Avg. Stride Freq. [Hz] | 2.1                      | 2.3                      | 2.3                      | 2.3                      | 2.3                      | 2.2                      | 2.2                      | 2.2                      |  |  |  |  |  |
| Avg. Stride Length [m] | 6.1                      | 7.5                      | 7.7                      | 7.7                      | 7.6                      | 7.5                      | 7.2                      | 7.3                      |  |  |  |  |  |





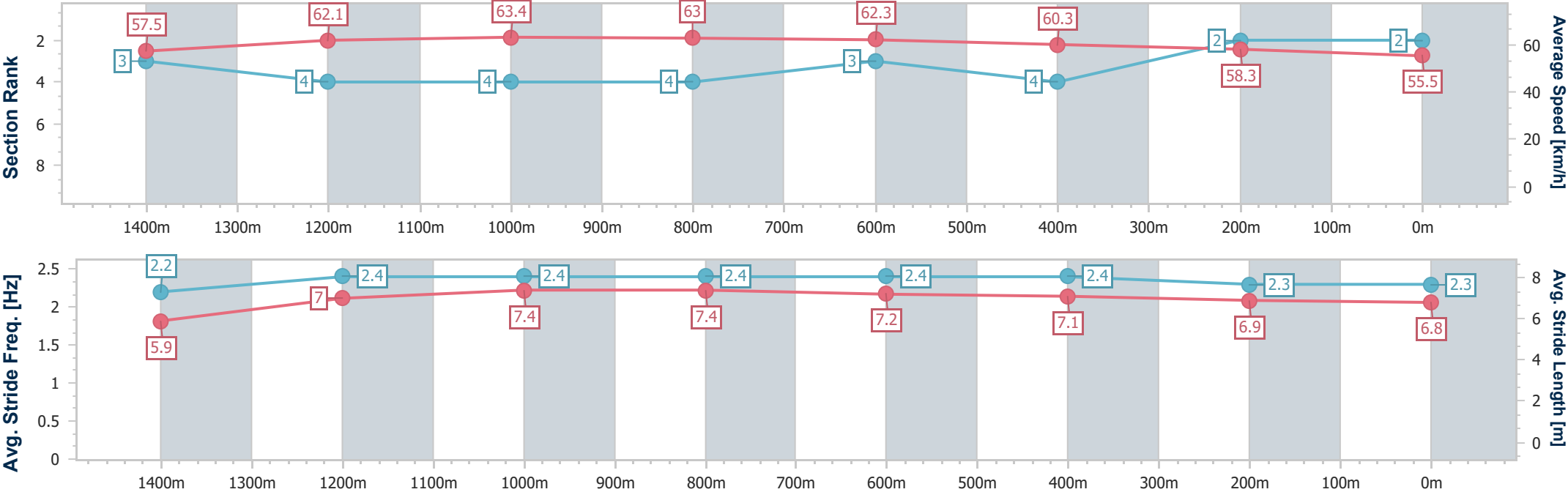
|                                |                   |
|--------------------------------|-------------------|
| Horse/Jockey Name              | Watermelon        |
| Final Rank                     | 2                 |
| Fastest Section Time (Section) | 0:10.69 (Overall) |
| Top Speed [km/h] (Section)     | 64.6 (1000m)      |
| Race State                     | Finished          |



Aquis Park Gold Coast PolyProfessional  
Race 5: Gallagher, Protect What Matters BENCHMARK 65  
Handicap - 1540m  
14 February 2026 - 15:59  
Track Rating: Synthetic, Weather: Overcast, Rail Position: True



| Section                | Overall                  | 1400m                    | 1200m                    | 1000m                    | 800m                     | 600m                     | 400m                     | 200m                     |  |  |  |  |  |
|------------------------|--------------------------|--------------------------|--------------------------|--------------------------|--------------------------|--------------------------|--------------------------|--------------------------|--|--|--|--|--|
| Section Times          | 1:34.28 [2]<br>(0:10.69) | 1:23.59 [3]<br>(0:11.73) | 1:11.86 [4]<br>(0:11.36) | 1:00.50 [4]<br>(0:11.46) | 0:49.04 [4]<br>(0:11.65) | 0:37.39 [3]<br>(0:12.02) | 0:25.37 [4]<br>(0:12.41) | 0:12.96 [2]<br>(0:12.96) |  |  |  |  |  |
| Average Speed [km/h]   | 57.5                     | 62.1                     | 63.4                     | 63.0                     | 62.3                     | 60.3                     | 58.3                     | 55.5                     |  |  |  |  |  |
| Top Speed [km/h]       | 60.9                     | 63.8                     | 64.2                     | 64.6                     | 63.9                     | 62.6                     | 59.9                     | 57.1                     |  |  |  |  |  |
| Avg. Dist. to Rail [m] | 4.8                      | 1.6                      | 1.7                      | 1.1                      | 1.4                      | 1.4                      | 3.7                      | 6.1                      |  |  |  |  |  |
| Avg. Stride Freq. [Hz] | 2.2                      | 2.4                      | 2.4                      | 2.4                      | 2.4                      | 2.4                      | 2.3                      | 2.3                      |  |  |  |  |  |
| Avg. Stride Length [m] | 5.9                      | 7.0                      | 7.4                      | 7.4                      | 7.2                      | 7.1                      | 6.9                      | 6.8                      |  |  |  |  |  |





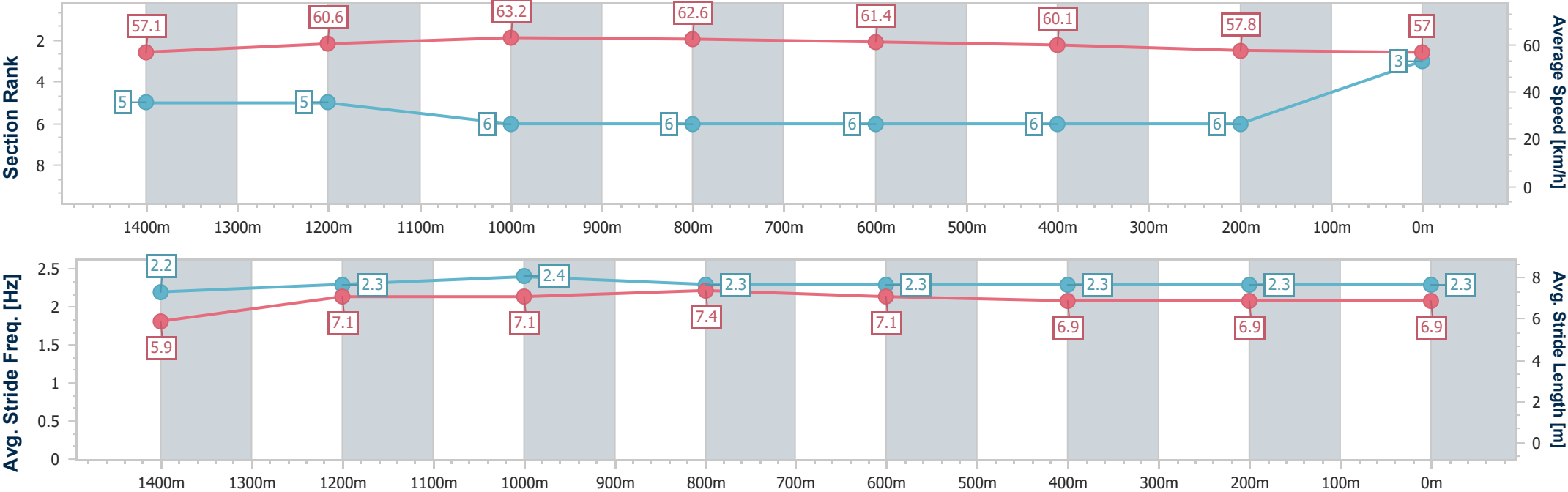
|                                |                   |
|--------------------------------|-------------------|
| Horse/Jockey Name              | Call Me Legend    |
| Final Rank                     | 3                 |
| Fastest Section Time (Section) | 0:10.80 (Overall) |
| Top Speed [km/h] (Section)     | 63.7 (1000m)      |
| Race State                     | Finished          |



Aquis Park Gold Coast PolyProfessional  
Race 5: Gallagher, Protect What Matters BENCHMARK 65  
Handicap - 1540m  
14 February 2026 - 15:59  
Track Rating: Synthetic, Weather: Overcast, Rail Position: True



| Section                | Overall                  | 1400m                    | 1200m                    | 1000m                    | 800m                     | 600m                     | 400m                     | 200m                     |  |  |  |  |  |
|------------------------|--------------------------|--------------------------|--------------------------|--------------------------|--------------------------|--------------------------|--------------------------|--------------------------|--|--|--|--|--|
| Section Times          | 1:34.40 [3]<br>(0:10.80) | 1:23.60 [5]<br>(0:11.93) | 1:11.67 [5]<br>(0:11.36) | 1:00.31 [6]<br>(0:11.53) | 0:48.78 [6]<br>(0:11.80) | 0:36.98 [6]<br>(0:11.95) | 0:25.03 [6]<br>(0:12.42) | 0:12.61 [6]<br>(0:12.61) |  |  |  |  |  |
| Average Speed [km/h]   | 57.1                     | 60.6                     | 63.2                     | 62.6                     | 61.4                     | 60.1                     | 57.8                     | 57.0                     |  |  |  |  |  |
| Top Speed [km/h]       | 59.4                     | 62.2                     | 63.6                     | 63.7                     | 62.1                     | 62.2                     | 58.8                     | 58.5                     |  |  |  |  |  |
| Avg. Dist. to Rail [m] | 2.5                      | 0.9                      | 1.8                      | 1.7                      | 1.2                      | 0.6                      | 0.3                      | 0.2                      |  |  |  |  |  |
| Avg. Stride Freq. [Hz] | 2.2                      | 2.3                      | 2.4                      | 2.3                      | 2.3                      | 2.3                      | 2.3                      | 2.3                      |  |  |  |  |  |
| Avg. Stride Length [m] | 5.9                      | 7.1                      | 7.1                      | 7.4                      | 7.1                      | 6.9                      | 6.9                      | 6.9                      |  |  |  |  |  |





|                                |                   |
|--------------------------------|-------------------|
| Horse/Jockey Name              | Black Minto       |
| Final Rank                     | 4                 |
| Fastest Section Time (Section) | 0:10.44 (Overall) |
| Top Speed [km/h] (Section)     | 65.0 (1200m)      |
| Race State                     | Finished          |

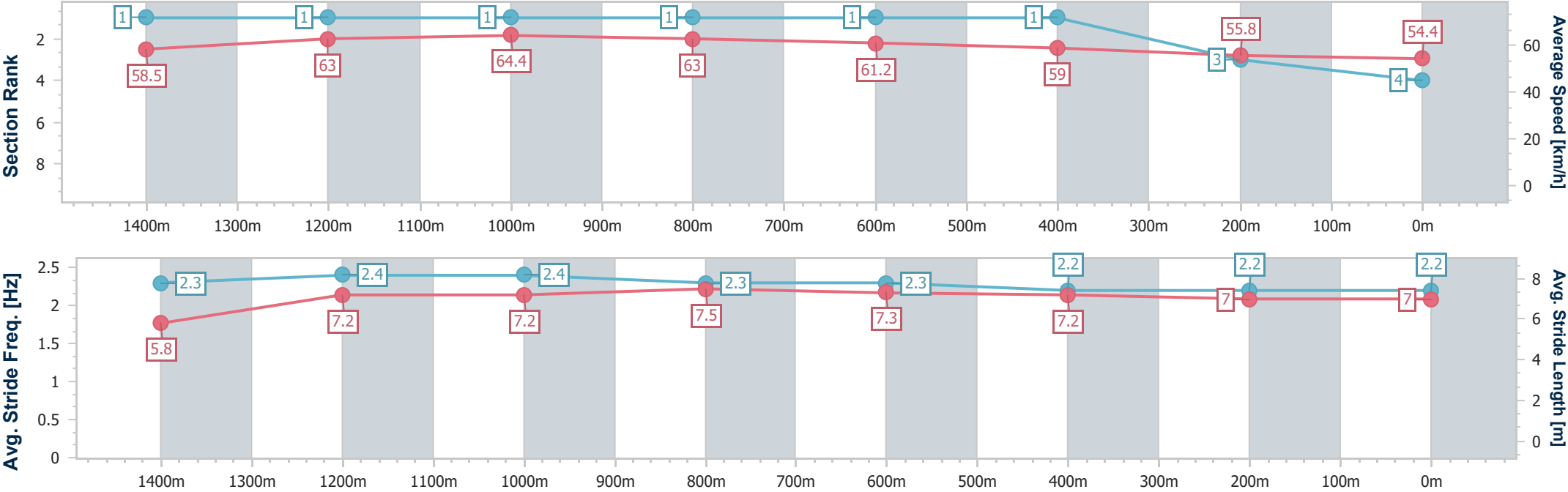


Aquis Park Gold Coast PolyProfessional  
Race 5: Gallagher, Protect What Matters BENCHMARK 65  
Handicap - 1540m  
14 February 2026 - 15:59



Track Rating: Synthetic, Weather: Overcast, Rail Position: True

| Section                | Overall                  | 1400m                    | 1200m                    | 1000m                    | 800m                     | 600m                     | 400m                     | 200m                     |  |  |  |  |  |
|------------------------|--------------------------|--------------------------|--------------------------|--------------------------|--------------------------|--------------------------|--------------------------|--------------------------|--|--|--|--|--|
| Section Times          | 1:34.55 [4]<br>(0:10.44) | 1:24.11 [1]<br>(0:11.52) | 1:12.59 [1]<br>(0:11.16) | 1:01.43 [1]<br>(0:11.46) | 0:49.97 [1]<br>(0:11.87) | 0:38.10 [1]<br>(0:12.06) | 0:26.04 [1]<br>(0:12.81) | 0:13.23 [3]<br>(0:13.23) |  |  |  |  |  |
| Average Speed [km/h]   | 58.5                     | 63.0                     | 64.4                     | 63.0                     | 61.2                     | 59.0                     | 55.8                     | 54.4                     |  |  |  |  |  |
| Top Speed [km/h]       | 61.9                     | 63.7                     | 65.0                     | 64.2                     | 61.7                     | 60.9                     | 56.9                     | 55.3                     |  |  |  |  |  |
| Avg. Dist. to Rail [m] | 3.9                      | 0.9                      | 1.1                      | 1.3                      | 1.4                      | 1.7                      | 1.7                      | 0.9                      |  |  |  |  |  |
| Avg. Stride Freq. [Hz] | 2.3                      | 2.4                      | 2.4                      | 2.3                      | 2.3                      | 2.2                      | 2.2                      | 2.2                      |  |  |  |  |  |
| Avg. Stride Length [m] | 5.8                      | 7.2                      | 7.2                      | 7.5                      | 7.3                      | 7.2                      | 7.0                      | 7.0                      |  |  |  |  |  |







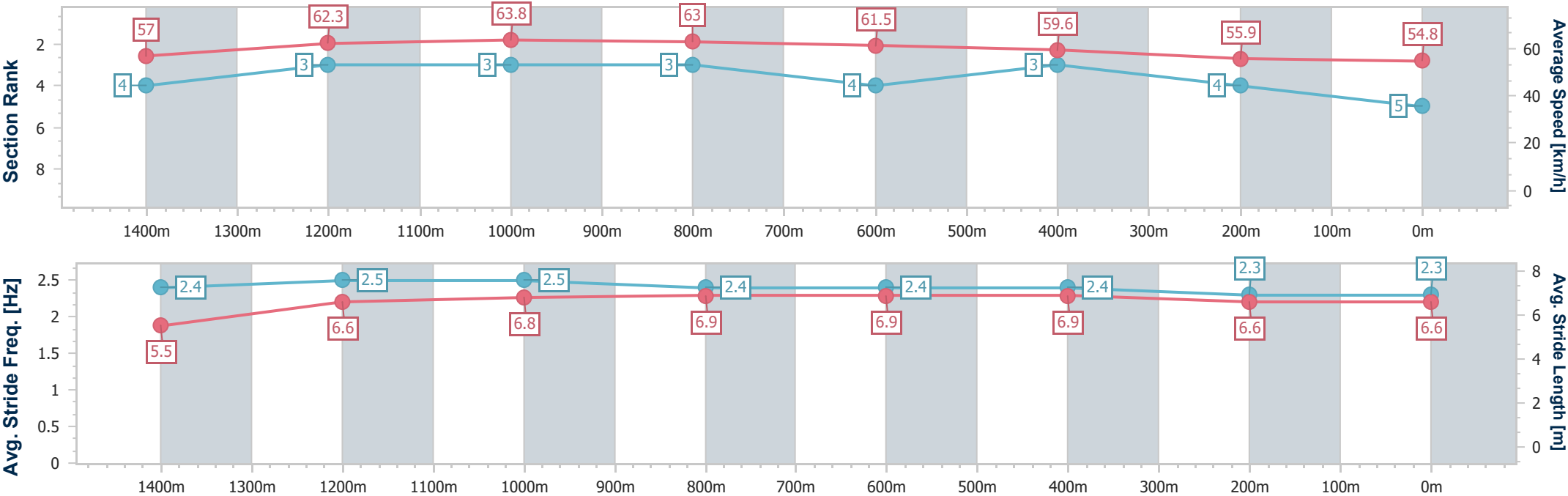
|                                |                   |
|--------------------------------|-------------------|
| Horse/Jockey Name              | Itza Charmdeel    |
| Final Rank                     | 5                 |
| Fastest Section Time (Section) | 0:10.73 (Overall) |
| Top Speed [km/h] (Section)     | 64.3 (1000m)      |
| Race State                     | Finished          |



Aquis Park Gold Coast PolyProfessional  
Race 5: Gallagher, Protect What Matters BENCHMARK 65  
Handicap - 1540m  
14 February 2026 - 15:59  
Track Rating: Synthetic, Weather: Overcast, Rail Position: True



| Section                | Overall                  | 1400m                    | 1200m                    | 1000m                    | 800m                     | 600m                     | 400m                     | 200m                     |  |  |  |  |  |
|------------------------|--------------------------|--------------------------|--------------------------|--------------------------|--------------------------|--------------------------|--------------------------|--------------------------|--|--|--|--|--|
| Section Times          | 1:34.75 [5]<br>(0:10.73) | 1:24.02 [4]<br>(0:11.60) | 1:12.42 [3]<br>(0:11.24) | 1:01.18 [3]<br>(0:11.47) | 0:49.71 [3]<br>(0:11.94) | 0:37.77 [4]<br>(0:11.88) | 0:25.89 [3]<br>(0:12.78) | 0:13.11 [4]<br>(0:13.11) |  |  |  |  |  |
| Average Speed [km/h]   | 57.0                     | 62.3                     | 63.8                     | 63.0                     | 61.5                     | 59.6                     | 55.9                     | 54.8                     |  |  |  |  |  |
| Top Speed [km/h]       | 60.2                     | 63.7                     | 64.3                     | 64.3                     | 62.4                     | 61.1                     | 57.1                     | 56.8                     |  |  |  |  |  |
| Avg. Dist. to Rail [m] | 3.3                      | 1.2                      | 1.5                      | 2.0                      | 3.6                      | 2.3                      | 3.3                      | 1.1                      |  |  |  |  |  |
| Avg. Stride Freq. [Hz] | 2.4                      | 2.5                      | 2.5                      | 2.4                      | 2.4                      | 2.4                      | 2.3                      | 2.3                      |  |  |  |  |  |
| Avg. Stride Length [m] | 5.5                      | 6.6                      | 6.8                      | 6.9                      | 6.9                      | 6.9                      | 6.6                      | 6.6                      |  |  |  |  |  |





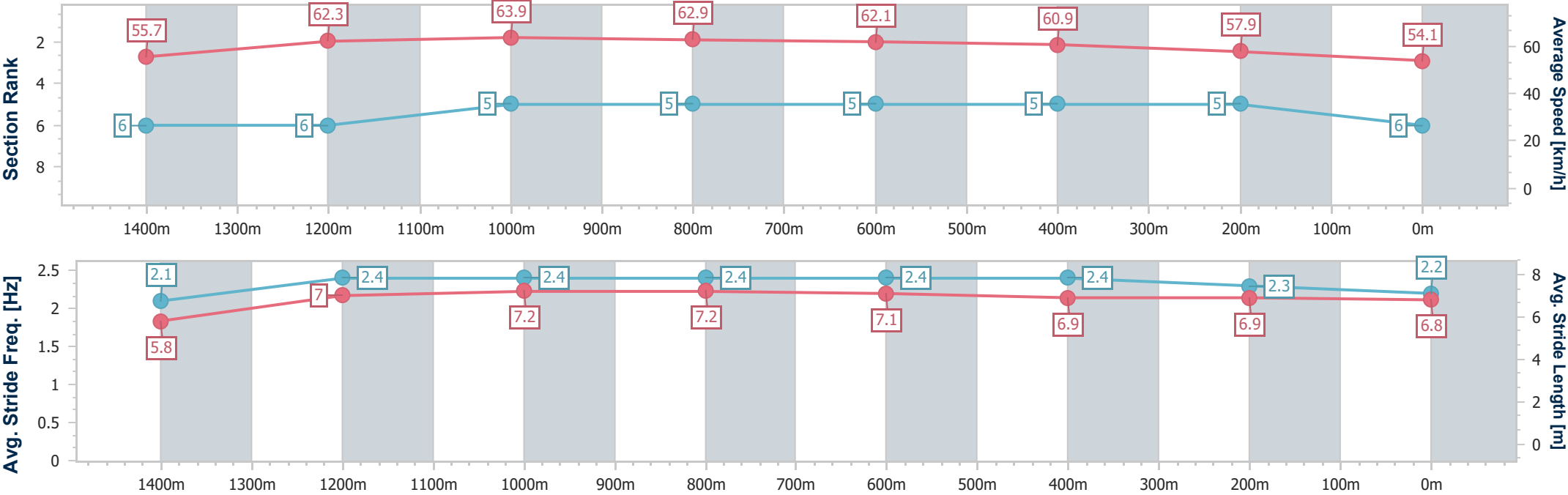
|                                |                   |
|--------------------------------|-------------------|
| Horse/Jockey Name              | Aspen Colorado    |
| Final Rank                     | 6                 |
| Fastest Section Time (Section) | 0:11.10 (Overall) |
| Top Speed [km/h] (Section)     | 64.5 (1200m)      |
| Race State                     | Finished          |



Aquis Park Gold Coast PolyProfessional  
Race 5: Gallagher, Protect What Matters BENCHMARK 65  
Handicap - 1540m  
14 February 2026 - 15:59  
Track Rating: Synthetic, Weather: Overcast, Rail Position: True



| Section                | Overall                  | 1400m                    | 1200m                    | 1000m                    | 800m                     | 600m                     | 400m                     | 200m                     |  |  |  |  |  |
|------------------------|--------------------------|--------------------------|--------------------------|--------------------------|--------------------------|--------------------------|--------------------------|--------------------------|--|--|--|--|--|
| Section Times          | 1:35.02 [6]<br>(0:11.10) | 1:23.92 [6]<br>(0:11.69) | 1:12.23 [6]<br>(0:11.25) | 1:00.98 [5]<br>(0:11.49) | 0:49.49 [5]<br>(0:11.71) | 0:37.78 [5]<br>(0:11.97) | 0:25.81 [5]<br>(0:12.51) | 0:13.30 [5]<br>(0:13.30) |  |  |  |  |  |
| Average Speed [km/h]   | 55.7                     | 62.3                     | 63.9                     | 62.9                     | 62.1                     | 60.9                     | 57.9                     | 54.1                     |  |  |  |  |  |
| Top Speed [km/h]       | 59.5                     | 63.7                     | 64.5                     | 64.2                     | 63.0                     | 63.2                     | 58.7                     | 56.4                     |  |  |  |  |  |
| Avg. Dist. to Rail [m] | 1.9                      | 1.7                      | 2.2                      | 1.8                      | 2.1                      | 3.1                      | 4.5                      | 6.8                      |  |  |  |  |  |
| Avg. Stride Freq. [Hz] | 2.1                      | 2.4                      | 2.4                      | 2.4                      | 2.4                      | 2.4                      | 2.3                      | 2.2                      |  |  |  |  |  |
| Avg. Stride Length [m] | 5.8                      | 7.0                      | 7.2                      | 7.2                      | 7.1                      | 6.9                      | 6.9                      | 6.8                      |  |  |  |  |  |





**Aquis Park Gold Coast PolyProfessional**  
**Race 6: Zoetis & AIRR Classic 0 - 55 Handicap - 1540m**  
**14 February 2026 - 16:40**



Track Rating: Synthetic, Weather: Overcast, Rail Position: True

| Section |     | Field Times      |         |                     |                    | Overall              | 1400m                | 1200m                | 1000m                | 800m                 | 600m                 | 400m                 | Last 600m |                           |
|---------|-----|------------------|---------|---------------------|--------------------|----------------------|----------------------|----------------------|----------------------|----------------------|----------------------|----------------------|-----------|---------------------------|
|         |     |                  |         |                     |                    | 1:34.00<br>(0:10.50) | 1:23.50<br>(0:11.37) | 1:12.13<br>(0:11.82) | 1:00.31<br>(0:11.90) | 0:48.41<br>(0:11.71) | 0:36.70<br>(0:11.80) | 0:24.90<br>(0:12.20) | 0:36.70   |                           |
| Rank    | TAB | Horse/Jockey     | Barrier | Top Speed<br>[km/h] | Fastest<br>Section |                      |                      |                      |                      |                      |                      |                      |           | Distance<br>Travelled [m] |
| 1       | 4   | EFFIE'S JOY      | 2       | 64.6                | 0:10.78            | 1:34.00 [1]          | 1:23.22 [6]          | 1:11.69 [6]          | 0:59.97 [7]          | 0:48.08 [6]          | 0:36.16 [5]          | 0:24.32 [5]          | 0:36.16   |                           |
|         |     | Amy Graham       |         | Overall             | Overall            | (0:10.78)            | (0:11.53)            | (0:11.72)            | (0:11.89)            | (0:11.92)            | (0:11.84)            | (0:11.98)            |           |                           |
| 2       | 7   | BRINGME          | 10      | 64.7                | 0:11.10            | 1:34.24 [2]          | 1:23.14 [8]          | 1:11.69 [9]          | 1:00.06 [8]          | 0:48.05 [8]          | 0:36.22 [7]          | 0:24.39 [7]          | 0:36.22   | +6                        |
|         |     | Bella Youngberry |         | 1400m               | Overall            | (0:11.10)            | (0:11.45)            | (0:11.63)            | (0:12.01)            | (0:11.83)            | (0:11.83)            | (0:12.02)            |           |                           |
| 3       | 10  | COCO JEWEL       | 9       | 65.5                | 0:10.50            | 1:34.26 [3]          | 1:23.76 [1]          | 1:12.39 [1]          | 1:00.57 [1]          | 0:48.62 [2]          | 0:36.96 [1]          | 0:25.16 [1]          | 0:36.96   | -4                        |
|         |     | Fred Larson      |         | 1400m               | Overall            | (0:10.50)            | (0:11.37)            | (0:11.82)            | (0:11.95)            | (0:11.66)            | (0:11.80)            | (0:12.20)            |           |                           |
| 4       | 5   | HAYAKU           | 1       | 64.7                | 0:10.67            | 1:34.38 [4]          | 1:23.71 [3]          | 1:12.44 [2]          | 1:00.54 [3]          | 0:48.58 [4]          | 0:36.66 [3]          | 0:24.89 [2]          | 0:36.66   | -2                        |
|         |     | Brandon Lerena   |         | 1400m               | Overall            | (0:10.67)            | (0:11.27)            | (0:11.90)            | (0:11.96)            | (0:11.92)            | (0:11.77)            | (0:12.14)            |           |                           |
| 5       | 8   | CALVARY          | 3       | 64.3                | 0:10.51            | 1:34.46 [5]          | 1:23.95 [2]          | 1:12.42 [3]          | 1:00.67 [2]          | 0:48.68 [3]          | 0:36.70 [4]          | 0:24.95 [3]          | 0:36.70   | +9                        |
|         |     | Adin Thompson    |         | 1400m               | Overall            | (0:10.51)            | (0:11.53)            | (0:11.75)            | (0:11.99)            | (0:11.98)            | (0:11.75)            | (0:12.20)            |           |                           |
| 6       | 1   | NEOCLASSICISM    | 7       | 65.5                | 0:11.20            | 1:34.52 [6]          | 1:23.32 [10]         | 1:12.01 [8]          | 1:00.14 [9]          | 0:48.17 [9]          | 0:36.32 [9]          | 0:24.45 [9]          | 0:36.32   | -1                        |
|         |     | Julie Busuttin   |         | 1400m               | Overall            | (0:11.20)            | (0:11.31)            | (0:11.87)            | (0:11.97)            | (0:11.85)            | (0:11.87)            | (0:12.03)            |           |                           |
| 7       | 2   | THE WELLIAN      | 5       | 65.0                | 0:10.69            | 1:34.54 [7]          | 1:23.85 [5]          | 1:12.35 [4]          | 1:00.59 [5]          | 0:48.72 [5]          | 0:36.64 [6]          | 0:24.61 [8]          | 0:36.64   | +5                        |
|         |     | Micheal Hellyer  |         | 1400m               | Overall            | (0:10.69)            | (0:11.50)            | (0:11.76)            | (0:11.87)            | (0:12.08)            | (0:12.03)            | (0:12.17)            |           |                           |
| 8       | 3   | DAMIANI          | 8       | 63.8                | 0:10.88            | 1:34.94 [8]          | 1:24.06 [7]          | 1:12.49 [7]          | 1:01.02 [4]          | 0:49.35 [1]          | 0:37.37 [2]          | 0:25.38 [4]          | 0:37.37   | +8                        |
|         |     | Jett Newman      |         | 1200m               | Overall            | (0:10.88)            | (0:11.57)            | (0:11.47)            | (0:11.67)            | (0:11.98)            | (0:11.99)            | (0:12.38)            |           |                           |
| 9       | 12  | HE'S VIRAL       | 6       | 63.3                | 0:11.16            | 1:35.12 [9]          | 1:23.96 [9]          | 1:12.49 [10]         | 1:00.57 [10]         | 0:48.43 [10]         | 0:36.66 [10]         | 0:24.82 [10]         | 0:36.66   | -8                        |
|         |     | Leah Martyn      |         | 1400m               | Overall            | (0:11.16)            | (0:11.47)            | (0:11.92)            | (0:12.14)            | (0:11.77)            | (0:11.84)            | (0:12.13)            |           |                           |
| 10      | 9   | GLENRAY'S MATE   | 4       | 64.5                | 0:10.67            | 1:35.31 [10]         | 1:24.64 [4]          | 1:13.11 [5]          | 1:01.30 [6]          | 0:49.27 [7]          | 0:37.26 [8]          | 0:25.49 [6]          | 0:37.26   | +9                        |
|         |     | Karl Zechner     |         | 1400m               | Overall            | (0:10.67)            | (0:11.53)            | (0:11.81)            | (0:12.03)            | (0:12.01)            | (0:11.77)            | (0:12.27)            |           |                           |

Scratched: Iron Grace (#6), Linda's Magic (#11)



**Aquis Park Gold Coast PolyProfessional**  
**Race 6: Zoetis & AIRR Classic 0 - 55 Handicap - 1540m**  
**14 February 2026 - 16:40**



Track Rating: Synthetic, Weather: Overcast, Rail Position: True

| Section |     | Field Times      |         | 200m                 |                    | Last 600m    |         |         |                           |
|---------|-----|------------------|---------|----------------------|--------------------|--------------|---------|---------|---------------------------|
|         |     |                  |         | 0:12.70<br>(0:12.70) |                    | 0:36.70      |         |         |                           |
| Rank    | TAB | Horse/Jockey     | Barrier | Top Speed<br>[km/h]  | Fastest<br>Section | Margin       |         |         | Distance<br>Travelled [m] |
| 1       | 4   | EFFIE'S JOY      | 2       | 64.6                 | 0:10.78            | 0:12.34 [3]  | 1:34.00 | 0:36.16 |                           |
|         |     | Amy Graham       |         | Overall              | Overall            | (0:12.34)    |         |         |                           |
| 2       | 7   | BRINGME          | 10      | 64.7                 | 0:11.10            | 0:12.37 [5]  | 1.42L   | 0:36.22 | +6                        |
|         |     | Bella Youngberry |         | 1400m                | Overall            | (0:12.37)    |         |         |                           |
| 3       | 10  | COCO JEWEL       | 9       | 65.5                 | 0:10.50            | 0:12.96 [1]  | 1.54L   | 0:36.96 | -4                        |
|         |     | Fred Larson      |         | 1400m                | Overall            | (0:12.96)    |         |         |                           |
| 4       | 5   | HAYAKU           | 1       | 64.7                 | 0:10.67            | 0:12.75 [2]  | 2.19L   | 0:36.66 | -2                        |
|         |     | Brandon Lerena   |         | 1400m                | Overall            | (0:12.75)    |         |         |                           |
| 5       | 8   | CALVARY          | 3       | 64.3                 | 0:10.51            | 0:12.75 [4]  | 2.72L   | 0:36.70 | +9                        |
|         |     | Adin Thompson    |         | 1400m                | Overall            | (0:12.75)    |         |         |                           |
| 6       | 1   | NEOCLASSICISM    | 7       | 65.5                 | 0:11.20            | 0:12.42 [9]  | 3.06L   | 0:36.32 | -1                        |
|         |     | Julie Busuttin   |         | 1400m                | Overall            | (0:12.42)    |         |         |                           |
| 7       | 2   | THE WELLIAN      | 5       | 65.0                 | 0:10.69            | 0:12.44 [8]  | 3.19L   | 0:36.64 | +5                        |
|         |     | Micheal Hellyer  |         | 1400m                | Overall            | (0:12.44)    |         |         |                           |
| 8       | 3   | DAMIANI          | 8       | 63.8                 | 0:10.88            | 0:13.00 [6]  | 5.49L   | 0:37.37 | +8                        |
|         |     | Jett Newman      |         | 1200m                | Overall            | (0:13.00)    |         |         |                           |
| 9       | 12  | HE'S VIRAL       | 6       | 63.3                 | 0:11.16            | 0:12.69 [10] | 6.56L   | 0:36.66 | -8                        |
|         |     | Leah Martyn      |         | 1400m                | Overall            | (0:12.69)    |         |         |                           |
| 10      | 9   | GLENRAY'S MATE   | 4       | 64.5                 | 0:10.67            | 0:13.22 [7]  | 7.68L   | 0:37.26 | +9                        |
|         |     | Karl Zechner     |         | 1400m                | Overall            | (0:13.22)    |         |         |                           |

Scratched: Iron Grace (#6), Linda's Magic (#11)



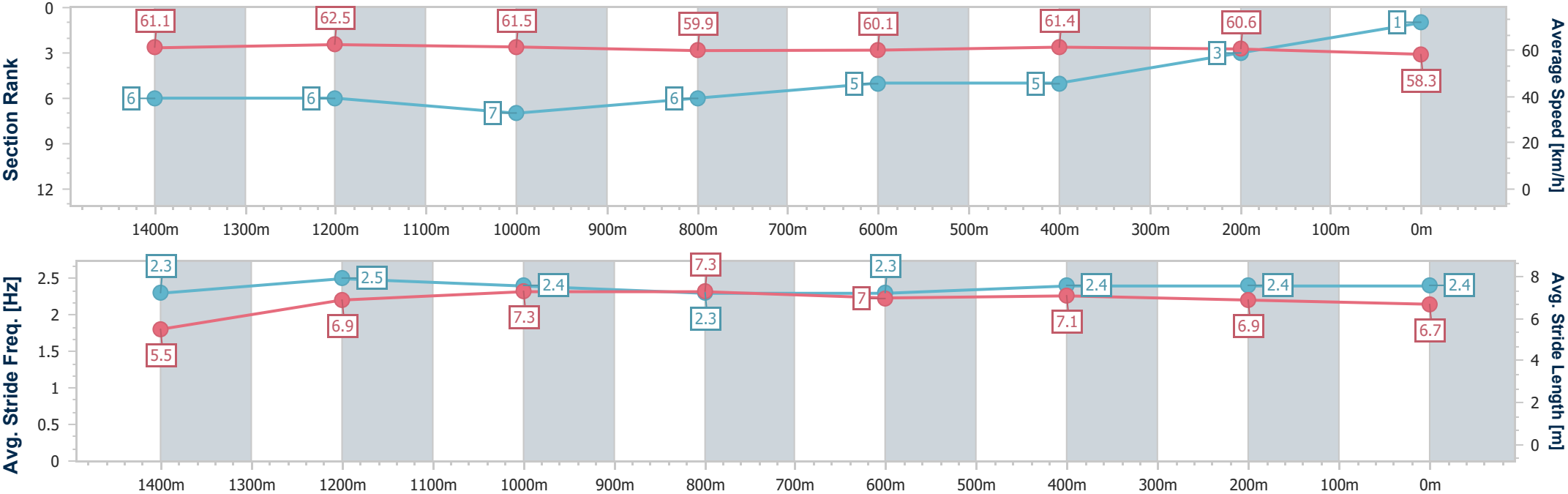
|                                |                   |
|--------------------------------|-------------------|
| Horse/Jockey Name              | Effie's Joy       |
| Final Rank                     | 1                 |
| Fastest Section Time (Section) | 0:10.78 (Overall) |
| Top Speed [km/h] (Section)     | 64.6 (Overall)    |
| Race State                     | Finished          |



Aquis Park Gold Coast PolyProfessional  
Race 6: Zoetis & AIRR Classic 0 - 55 Handicap - 1540m  
14 February 2026 - 16:40  
Track Rating: Synthetic, Weather: Overcast, Rail Position: True



| Section                | Overall                  | 1400m                    | 1200m                    | 1000m                    | 800m                     | 600m                     | 400m                     | 200m                     |  |  |  |  |  |
|------------------------|--------------------------|--------------------------|--------------------------|--------------------------|--------------------------|--------------------------|--------------------------|--------------------------|--|--|--|--|--|
| Section Times          | 1:34.00 [1]<br>(0:10.78) | 1:23.22 [6]<br>(0:11.53) | 1:11.69 [6]<br>(0:11.72) | 0:59.97 [7]<br>(0:11.89) | 0:48.08 [6]<br>(0:11.92) | 0:36.16 [5]<br>(0:11.84) | 0:24.32 [5]<br>(0:11.98) | 0:12.34 [3]<br>(0:12.34) |  |  |  |  |  |
| Average Speed [km/h]   | 61.1                     | 62.5                     | 61.5                     | 59.9                     | 60.1                     | 61.4                     | 60.6                     | 58.3                     |  |  |  |  |  |
| Top Speed [km/h]       | 64.6                     | 64.0                     | 63.2                     | 61.2                     | 61.9                     | 63.6                     | 62.2                     | 60.4                     |  |  |  |  |  |
| Avg. Dist. to Rail [m] | 4.0                      | 1.1                      | 3.3                      | 3.8                      | 1.0                      | 1.8                      | 3.6                      | 4.2                      |  |  |  |  |  |
| Avg. Stride Freq. [Hz] | 2.3                      | 2.5                      | 2.4                      | 2.3                      | 2.3                      | 2.4                      | 2.4                      | 2.4                      |  |  |  |  |  |
| Avg. Stride Length [m] | 5.5                      | 6.9                      | 7.3                      | 7.3                      | 7.0                      | 7.1                      | 6.9                      | 6.7                      |  |  |  |  |  |





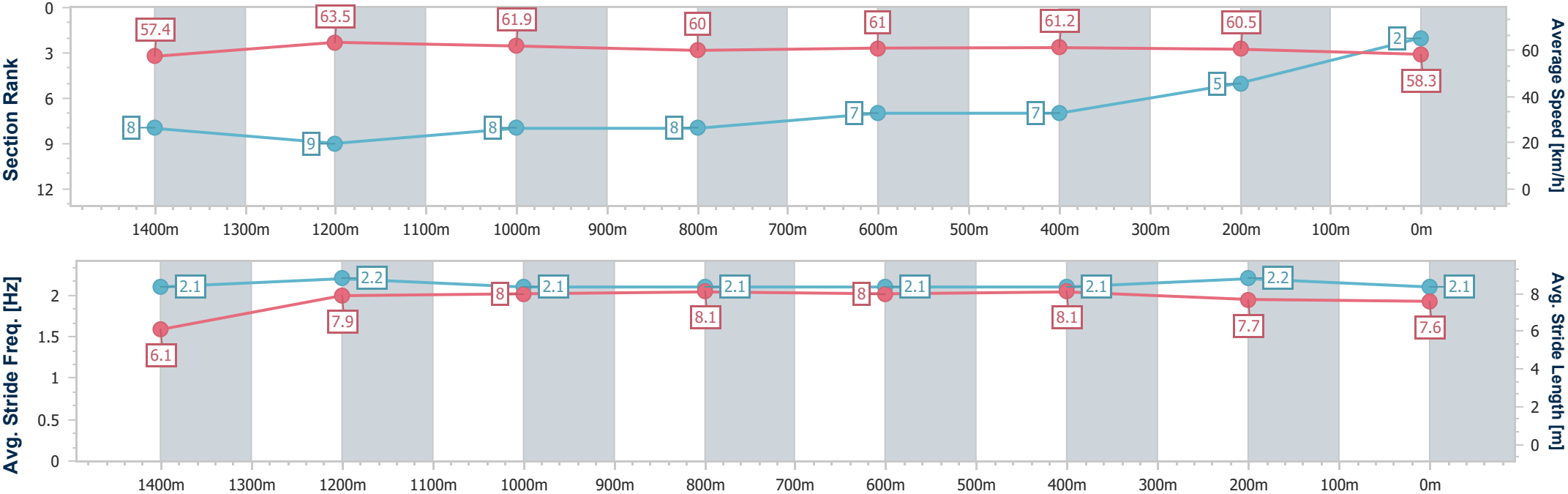
|                                |                   |
|--------------------------------|-------------------|
| Horse/Jockey Name              | Bringme           |
| Final Rank                     | 2                 |
| Fastest Section Time (Section) | 0:11.10 (Overall) |
| Top Speed [km/h] (Section)     | 64.7 (1400m)      |
| Race State                     | Finished          |



Aquis Park Gold Coast PolyProfessional  
Race 6: Zoetis & AIRR Classic 0 - 55 Handicap - 1540m  
14 February 2026 - 16:40  
Track Rating: Synthetic, Weather: Overcast, Rail Position: True



| Section                | Overall                  | 1400m                    | 1200m                    | 1000m                    | 800m                     | 600m                     | 400m                     | 200m                     |  |  |  |  |  |
|------------------------|--------------------------|--------------------------|--------------------------|--------------------------|--------------------------|--------------------------|--------------------------|--------------------------|--|--|--|--|--|
| Section Times          | 1:34.24 [2]<br>(0:11.10) | 1:23.14 [8]<br>(0:11.45) | 1:11.69 [9]<br>(0:11.63) | 1:00.06 [8]<br>(0:12.01) | 0:48.05 [8]<br>(0:11.83) | 0:36.22 [7]<br>(0:11.83) | 0:24.39 [7]<br>(0:12.02) | 0:12.37 [5]<br>(0:12.37) |  |  |  |  |  |
| Average Speed [km/h]   | 57.4                     | 63.5                     | 61.9                     | 60.0                     | 61.0                     | 61.2                     | 60.5                     | 58.3                     |  |  |  |  |  |
| Top Speed [km/h]       | 62.6                     | 64.7                     | 63.2                     | 60.9                     | 61.8                     | 62.2                     | 61.6                     | 60.5                     |  |  |  |  |  |
| Avg. Dist. to Rail [m] | 8.8                      | 1.4                      | 1.8                      | 0.5                      | 0.9                      | 1.1                      | 5.5                      | 5.2                      |  |  |  |  |  |
| Avg. Stride Freq. [Hz] | 2.1                      | 2.2                      | 2.1                      | 2.1                      | 2.1                      | 2.1                      | 2.2                      | 2.1                      |  |  |  |  |  |
| Avg. Stride Length [m] | 6.1                      | 7.9                      | 8.0                      | 8.1                      | 8.0                      | 8.1                      | 7.7                      | 7.6                      |  |  |  |  |  |





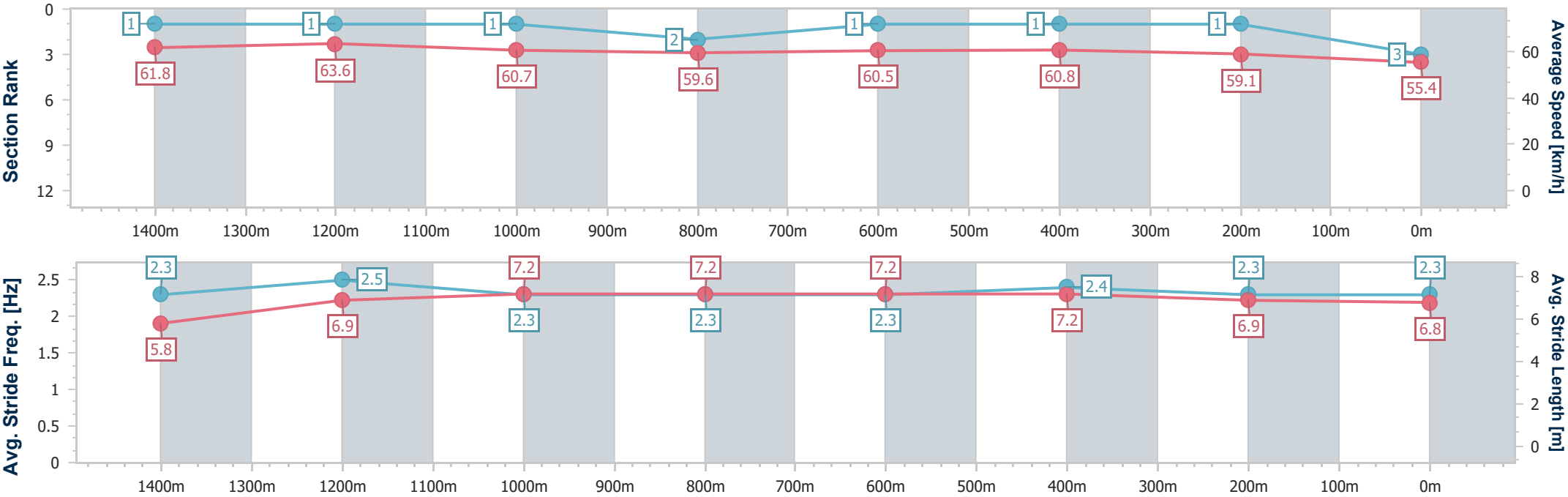
|                                |                   |
|--------------------------------|-------------------|
| Horse/Jockey Name              | Coco Jewel        |
| Final Rank                     | 3                 |
| Fastest Section Time (Section) | 0:10.50 (Overall) |
| Top Speed [km/h] (Section)     | 65.5 (1400m)      |
| Race State                     | Finished          |



Aquis Park Gold Coast PolyProfessional  
Race 6: Zoetis & AIRR Classic 0 - 55 Handicap - 1540m  
14 February 2026 - 16:40  
Track Rating: Synthetic, Weather: Overcast, Rail Position: True



| Section                | Overall                  | 1400m                    | 1200m                    | 1000m                    | 800m                     | 600m                     | 400m                     | 200m                     |  |  |  |  |  |
|------------------------|--------------------------|--------------------------|--------------------------|--------------------------|--------------------------|--------------------------|--------------------------|--------------------------|--|--|--|--|--|
| Section Times          | 1:34.26 [3]<br>(0:10.50) | 1:23.76 [1]<br>(0:11.37) | 1:12.39 [1]<br>(0:11.82) | 1:00.57 [1]<br>(0:11.95) | 0:48.62 [2]<br>(0:11.66) | 0:36.96 [1]<br>(0:11.80) | 0:25.16 [1]<br>(0:12.20) | 0:12.96 [1]<br>(0:12.96) |  |  |  |  |  |
| Average Speed [km/h]   | 61.8                     | 63.6                     | 60.7                     | 59.6                     | 60.5                     | 60.8                     | 59.1                     | 55.4                     |  |  |  |  |  |
| Top Speed [km/h]       | 65.4                     | 65.5                     | 61.7                     | 60.3                     | 61.2                     | 61.5                     | 60.5                     | 57.5                     |  |  |  |  |  |
| Avg. Dist. to Rail [m] | 11.7                     | 2.5                      | 2.9                      | 2.5                      | 2.7                      | 0.8                      | 1.3                      | 2.1                      |  |  |  |  |  |
| Avg. Stride Freq. [Hz] | 2.3                      | 2.5                      | 2.3                      | 2.3                      | 2.3                      | 2.4                      | 2.3                      | 2.3                      |  |  |  |  |  |
| Avg. Stride Length [m] | 5.8                      | 6.9                      | 7.2                      | 7.2                      | 7.2                      | 7.2                      | 6.9                      | 6.8                      |  |  |  |  |  |





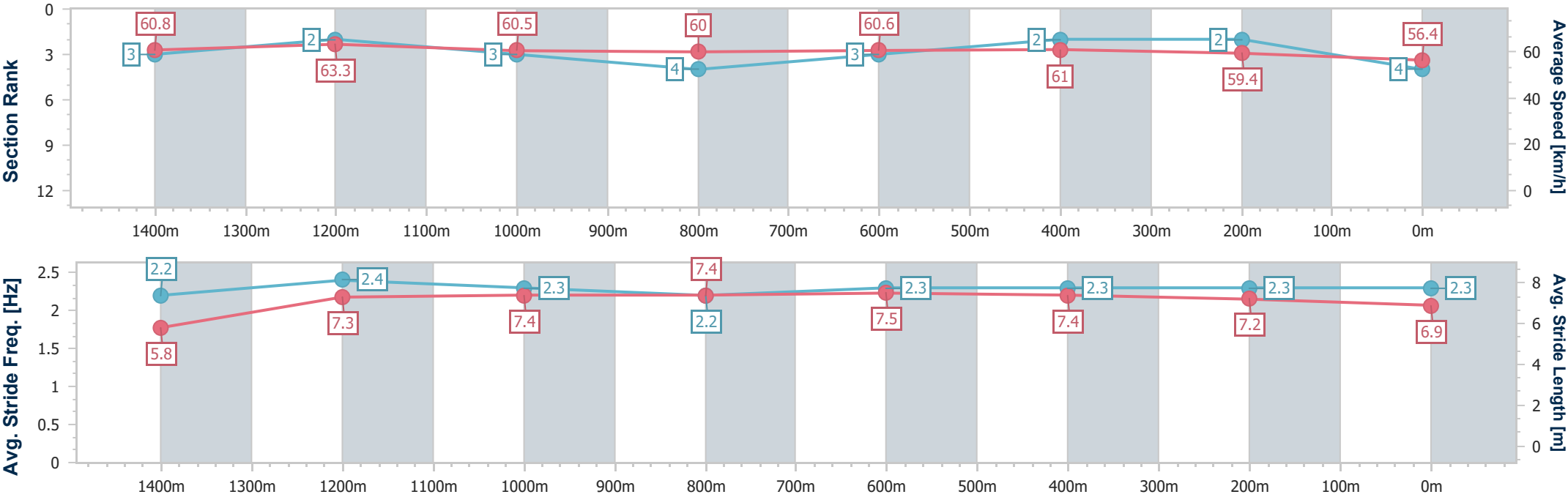
|                                |                   |
|--------------------------------|-------------------|
| Horse/Jockey Name              | Hayaku            |
| Final Rank                     | 4                 |
| Fastest Section Time (Section) | 0:10.67 (Overall) |
| Top Speed [km/h] (Section)     | 64.7 (1400m)      |
| Race State                     | Finished          |



Aquis Park Gold Coast PolyProfessional  
Race 6: Zoetis & AIRR Classic 0 - 55 Handicap - 1540m  
14 February 2026 - 16:40  
Track Rating: Synthetic, Weather: Overcast, Rail Position: True



| Section                | Overall                  | 1400m                    | 1200m                    | 1000m                    | 800m                     | 600m                     | 400m                     | 200m                     |  |  |  |  |  |
|------------------------|--------------------------|--------------------------|--------------------------|--------------------------|--------------------------|--------------------------|--------------------------|--------------------------|--|--|--|--|--|
| Section Times          | 1:34.38 [4]<br>(0:10.67) | 1:23.71 [3]<br>(0:11.27) | 1:12.44 [2]<br>(0:11.90) | 1:00.54 [3]<br>(0:11.96) | 0:48.58 [4]<br>(0:11.92) | 0:36.66 [3]<br>(0:11.77) | 0:24.89 [2]<br>(0:12.14) | 0:12.75 [2]<br>(0:12.75) |  |  |  |  |  |
| Average Speed [km/h]   | 60.8                     | 63.3                     | 60.5                     | 60.0                     | 60.6                     | 61.0                     | 59.4                     | 56.4                     |  |  |  |  |  |
| Top Speed [km/h]       | 63.9                     | 64.7                     | 61.9                     | 61.0                     | 61.4                     | 62.3                     | 59.8                     | 58.5                     |  |  |  |  |  |
| Avg. Dist. to Rail [m] | 0.7                      | 1.1                      | 0.5                      | 0.8                      | 0.6                      | 0.4                      | 0.6                      | 0.8                      |  |  |  |  |  |
| Avg. Stride Freq. [Hz] | 2.2                      | 2.4                      | 2.3                      | 2.2                      | 2.3                      | 2.3                      | 2.3                      | 2.3                      |  |  |  |  |  |
| Avg. Stride Length [m] | 5.8                      | 7.3                      | 7.4                      | 7.4                      | 7.5                      | 7.4                      | 7.2                      | 6.9                      |  |  |  |  |  |







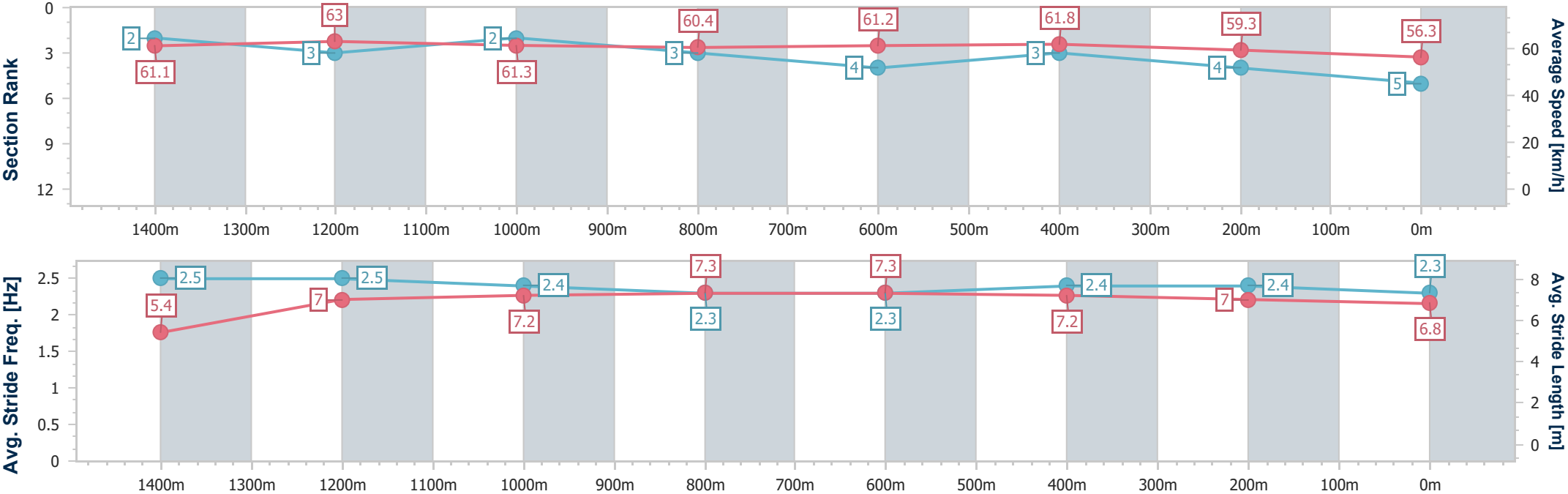
|                                |                   |
|--------------------------------|-------------------|
| Horse/Jockey Name              | Calvary           |
| Final Rank                     | 5                 |
| Fastest Section Time (Section) | 0:10.51 (Overall) |
| Top Speed [km/h] (Section)     | 64.3 (1400m)      |
| Race State                     | Finished          |



Aquis Park Gold Coast PolyProfessional  
Race 6: Zoetis & AIRR Classic 0 - 55 Handicap - 1540m  
14 February 2026 - 16:40  
Track Rating: Synthetic, Weather: Overcast, Rail Position: True



| Section                | Overall                  | 1400m                    | 1200m                    | 1000m                    | 800m                     | 600m                     | 400m                     | 200m                     |  |  |  |  |  |
|------------------------|--------------------------|--------------------------|--------------------------|--------------------------|--------------------------|--------------------------|--------------------------|--------------------------|--|--|--|--|--|
| Section Times          | 1:34.46 [5]<br>(0:10.51) | 1:23.95 [2]<br>(0:11.53) | 1:12.42 [3]<br>(0:11.75) | 1:00.67 [2]<br>(0:11.99) | 0:48.68 [3]<br>(0:11.98) | 0:36.70 [4]<br>(0:11.75) | 0:24.95 [3]<br>(0:12.20) | 0:12.75 [4]<br>(0:12.75) |  |  |  |  |  |
| Average Speed [km/h]   | 61.1                     | 63.0                     | 61.3                     | 60.4                     | 61.2                     | 61.8                     | 59.3                     | 56.3                     |  |  |  |  |  |
| Top Speed [km/h]       | 64.3                     | 64.3                     | 63.4                     | 62.0                     | 62.7                     | 63.5                     | 61.4                     | 58.9                     |  |  |  |  |  |
| Avg. Dist. to Rail [m] | 4.9                      | 1.3                      | 0.8                      | 1.3                      | 3.2                      | 2.2                      | 1.6                      | 2.6                      |  |  |  |  |  |
| Avg. Stride Freq. [Hz] | 2.5                      | 2.5                      | 2.4                      | 2.3                      | 2.3                      | 2.4                      | 2.4                      | 2.3                      |  |  |  |  |  |
| Avg. Stride Length [m] | 5.4                      | 7.0                      | 7.2                      | 7.3                      | 7.3                      | 7.2                      | 7.0                      | 6.8                      |  |  |  |  |  |





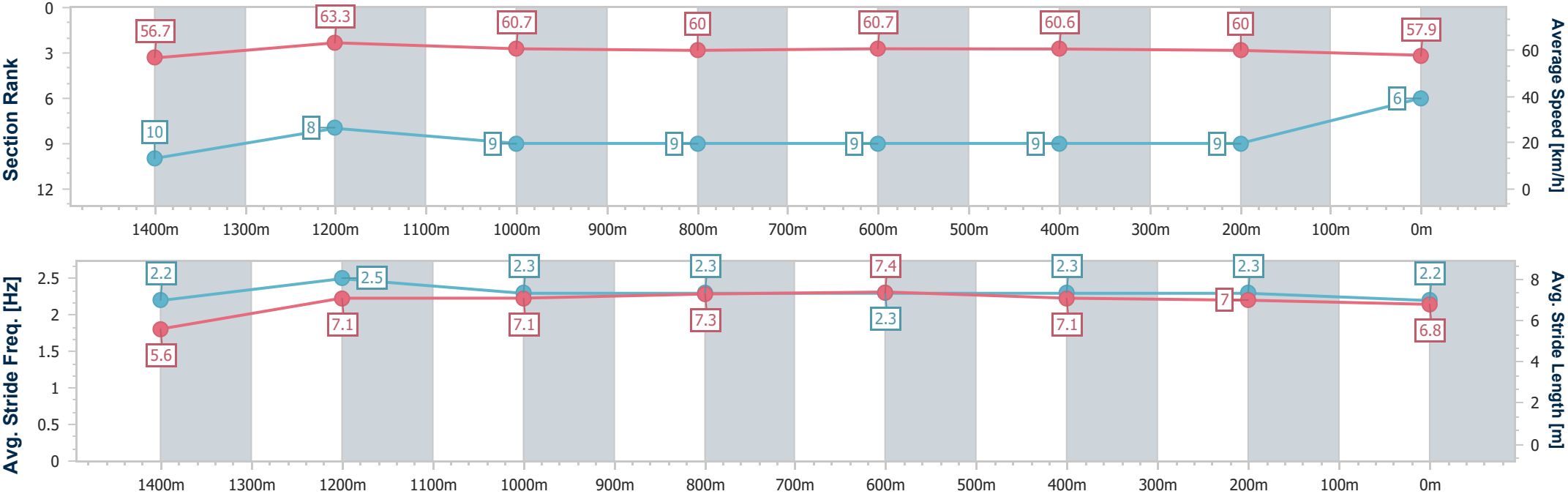
|                                |                   |
|--------------------------------|-------------------|
| Horse/Jockey Name              | Neoclassicism     |
| Final Rank                     | 6                 |
| Fastest Section Time (Section) | 0:11.20 (Overall) |
| Top Speed [km/h] (Section)     | 65.5 (1400m)      |
| Race State                     | Finished          |



Aquis Park Gold Coast PolyProfessional  
Race 6: Zoetis & AIRR Classic 0 - 55 Handicap - 1540m  
14 February 2026 - 16:40  
Track Rating: Synthetic, Weather: Overcast, Rail Position: True



| Section                | Overall                  | 1400m                     | 1200m                    | 1000m                    | 800m                     | 600m                     | 400m                     | 200m                     |  |  |  |  |  |
|------------------------|--------------------------|---------------------------|--------------------------|--------------------------|--------------------------|--------------------------|--------------------------|--------------------------|--|--|--|--|--|
| Section Times          | 1:34.52 [6]<br>(0:11.20) | 1:23.32 [10]<br>(0:11.31) | 1:12.01 [8]<br>(0:11.87) | 1:00.14 [9]<br>(0:11.97) | 0:48.17 [9]<br>(0:11.85) | 0:36.32 [9]<br>(0:11.87) | 0:24.45 [9]<br>(0:12.03) | 0:12.42 [9]<br>(0:12.42) |  |  |  |  |  |
| Average Speed [km/h]   | 56.7                     | 63.3                      | 60.7                     | 60.0                     | 60.7                     | 60.6                     | 60.0                     | 57.9                     |  |  |  |  |  |
| Top Speed [km/h]       | 61.4                     | 65.5                      | 62.1                     | 61.0                     | 61.6                     | 61.9                     | 61.5                     | 61.0                     |  |  |  |  |  |
| Avg. Dist. to Rail [m] | 4.5                      | 0.6                       | 1.1                      | 0.4                      | 0.3                      | 0.4                      | 1.8                      | 3.1                      |  |  |  |  |  |
| Avg. Stride Freq. [Hz] | 2.2                      | 2.5                       | 2.3                      | 2.3                      | 2.3                      | 2.3                      | 2.3                      | 2.2                      |  |  |  |  |  |
| Avg. Stride Length [m] | 5.6                      | 7.1                       | 7.1                      | 7.3                      | 7.4                      | 7.1                      | 7.0                      | 6.8                      |  |  |  |  |  |





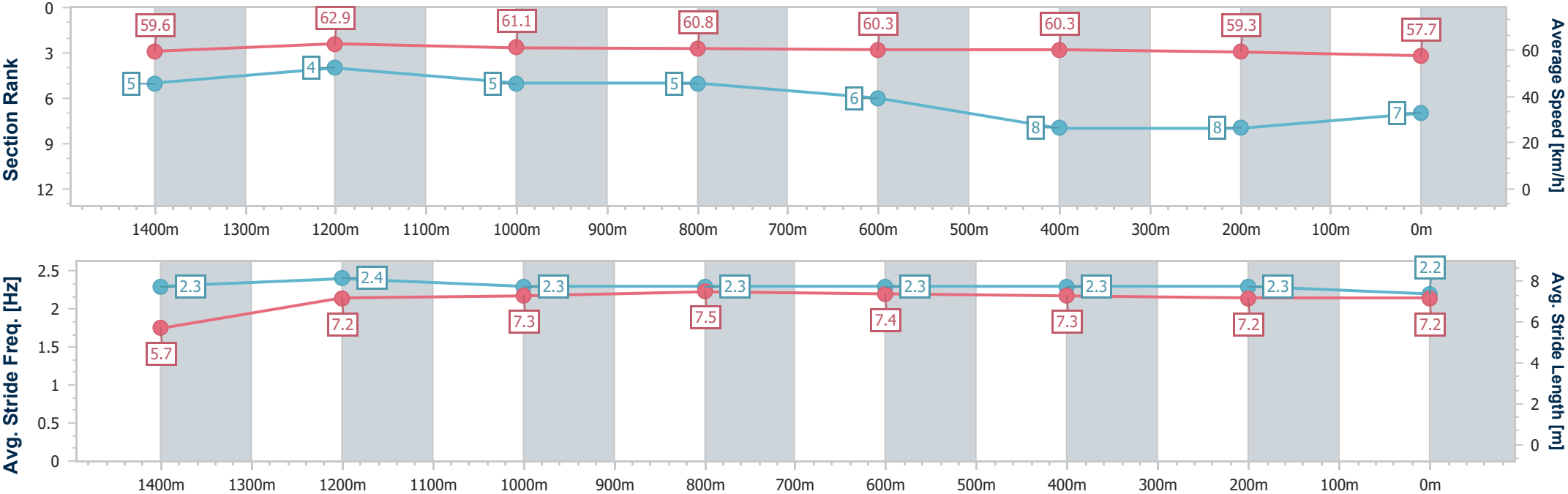
|                                |                   |
|--------------------------------|-------------------|
| Horse/Jockey Name              | The Wellian       |
| Final Rank                     | 7                 |
| Fastest Section Time (Section) | 0:10.69 (Overall) |
| Top Speed [km/h] (Section)     | 65.0 (1400m)      |
| Race State                     | Finished          |



Aquis Park Gold Coast PolyProfessional  
Race 6: Zoetis & AIRR Classic 0 - 55 Handicap - 1540m  
14 February 2026 - 16:40  
Track Rating: Synthetic, Weather: Overcast, Rail Position: True



| Section                | Overall                  | 1400m                    | 1200m                    | 1000m                    | 800m                     | 600m                     | 400m                     | 200m                     |  |  |  |  |  |
|------------------------|--------------------------|--------------------------|--------------------------|--------------------------|--------------------------|--------------------------|--------------------------|--------------------------|--|--|--|--|--|
| Section Times          | 1:34.54 [7]<br>(0:10.69) | 1:23.85 [5]<br>(0:11.50) | 1:12.35 [4]<br>(0:11.76) | 1:00.59 [5]<br>(0:11.87) | 0:48.72 [5]<br>(0:12.08) | 0:36.64 [6]<br>(0:12.03) | 0:24.61 [8]<br>(0:12.17) | 0:12.44 [8]<br>(0:12.44) |  |  |  |  |  |
| Average Speed [km/h]   | 59.6                     | 62.9                     | 61.1                     | 60.8                     | 60.3                     | 60.3                     | 59.3                     | 57.7                     |  |  |  |  |  |
| Top Speed [km/h]       | 63.1                     | 65.0                     | 62.2                     | 61.3                     | 61.5                     | 62.5                     | 60.1                     | 59.9                     |  |  |  |  |  |
| Avg. Dist. to Rail [m] | 3.7                      | 0.8                      | 0.9                      | 0.9                      | 2.3                      | 1.4                      | 1.2                      | 2.1                      |  |  |  |  |  |
| Avg. Stride Freq. [Hz] | 2.3                      | 2.4                      | 2.3                      | 2.3                      | 2.3                      | 2.3                      | 2.3                      | 2.2                      |  |  |  |  |  |
| Avg. Stride Length [m] | 5.7                      | 7.2                      | 7.3                      | 7.5                      | 7.4                      | 7.3                      | 7.2                      | 7.2                      |  |  |  |  |  |





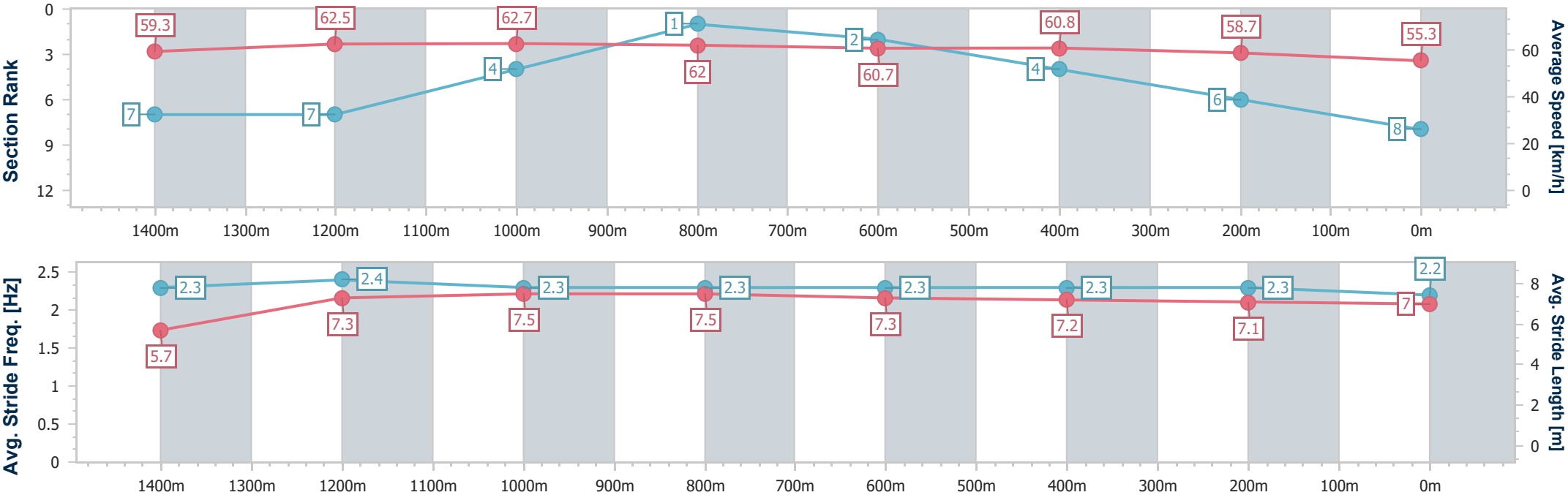
|                                |                   |
|--------------------------------|-------------------|
| Horse/Jockey Name              | Damiani           |
| Final Rank                     | 8                 |
| Fastest Section Time (Section) | 0:10.88 (Overall) |
| Top Speed [km/h] (Section)     | 63.8 (1200m)      |
| Race State                     | Finished          |



Aquis Park Gold Coast PolyProfessional  
Race 6: Zoetis & AIRR Classic 0 - 55 Handicap - 1540m  
14 February 2026 - 16:40  
Track Rating: Synthetic, Weather: Overcast, Rail Position: True



| Section                | Overall                  | 1400m                    | 1200m                    | 1000m                    | 800m                     | 600m                     | 400m                     | 200m                     |  |  |  |  |  |
|------------------------|--------------------------|--------------------------|--------------------------|--------------------------|--------------------------|--------------------------|--------------------------|--------------------------|--|--|--|--|--|
| Section Times          | 1:34.94 [8]<br>(0:10.88) | 1:24.06 [7]<br>(0:11.57) | 1:12.49 [7]<br>(0:11.47) | 1:01.02 [4]<br>(0:11.67) | 0:49.35 [1]<br>(0:11.98) | 0:37.37 [2]<br>(0:11.99) | 0:25.38 [4]<br>(0:12.38) | 0:13.00 [6]<br>(0:13.00) |  |  |  |  |  |
| Average Speed [km/h]   | 59.3                     | 62.5                     | 62.7                     | 62.0                     | 60.7                     | 60.8                     | 58.7                     | 55.3                     |  |  |  |  |  |
| Top Speed [km/h]       | 60.9                     | 63.4                     | 63.8                     | 63.7                     | 61.9                     | 61.9                     | 60.3                     | 57.9                     |  |  |  |  |  |
| Avg. Dist. to Rail [m] | 4.9                      | 1.0                      | 1.8                      | 2.0                      | 2.2                      | 2.3                      | 4.1                      | 4.8                      |  |  |  |  |  |
| Avg. Stride Freq. [Hz] | 2.3                      | 2.4                      | 2.3                      | 2.3                      | 2.3                      | 2.3                      | 2.3                      | 2.2                      |  |  |  |  |  |
| Avg. Stride Length [m] | 5.7                      | 7.3                      | 7.5                      | 7.5                      | 7.3                      | 7.2                      | 7.1                      | 7.0                      |  |  |  |  |  |





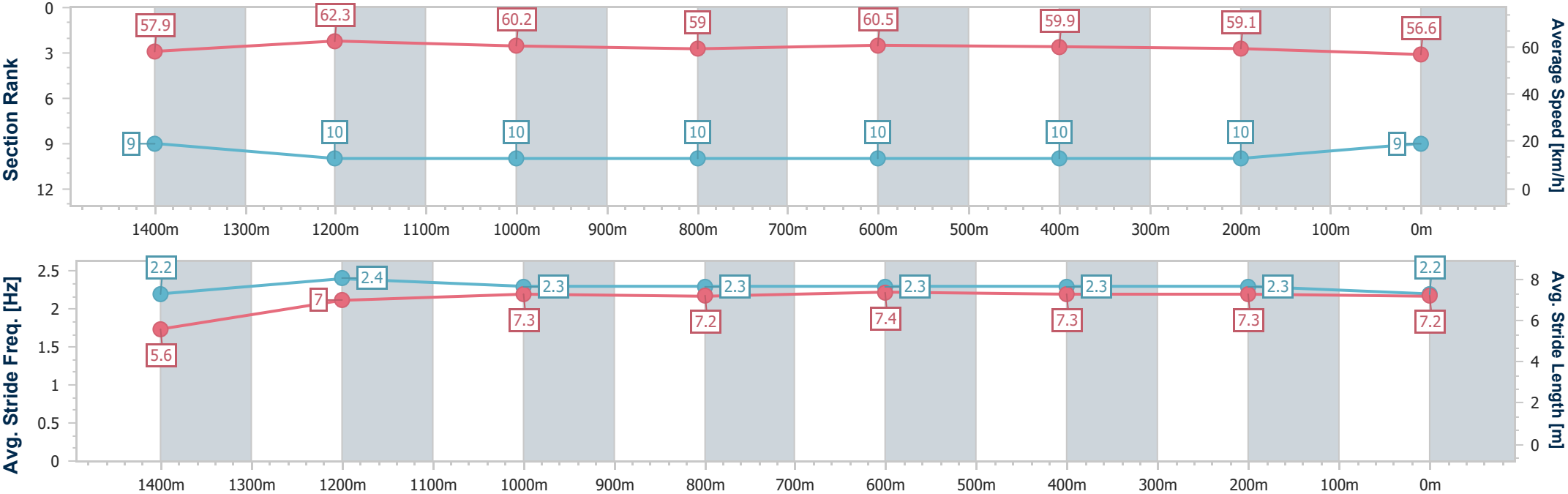
|                                |                   |
|--------------------------------|-------------------|
| Horse/Jockey Name              | He's Viral        |
| Final Rank                     | 9                 |
| Fastest Section Time (Section) | 0:11.16 (Overall) |
| Top Speed [km/h] (Section)     | 63.3 (1400m)      |
| Race State                     | Finished          |



Aquis Park Gold Coast PolyProfessional  
Race 6: Zoetis & AIRR Classic 0 - 55 Handicap - 1540m  
14 February 2026 - 16:40  
Track Rating: Synthetic, Weather: Overcast, Rail Position: True



| Section                | Overall                  | 1400m                    | 1200m                     | 1000m                     | 800m                      | 600m                      | 400m                      | 200m                      |  |  |  |  |  |
|------------------------|--------------------------|--------------------------|---------------------------|---------------------------|---------------------------|---------------------------|---------------------------|---------------------------|--|--|--|--|--|
| Section Times          | 1:35.12 [9]<br>(0:11.16) | 1:23.96 [9]<br>(0:11.47) | 1:12.49 [10]<br>(0:11.92) | 1:00.57 [10]<br>(0:12.14) | 0:48.43 [10]<br>(0:11.77) | 0:36.66 [10]<br>(0:11.84) | 0:24.82 [10]<br>(0:12.13) | 0:12.69 [10]<br>(0:12.69) |  |  |  |  |  |
| Average Speed [km/h]   | 57.9                     | 62.3                     | 60.2                      | 59.0                      | 60.5                      | 59.9                      | 59.1                      | 56.6                      |  |  |  |  |  |
| Top Speed [km/h]       | 62.3                     | 63.3                     | 62.2                      | 61.2                      | 61.3                      | 61.6                      | 59.8                      | 58.9                      |  |  |  |  |  |
| Avg. Dist. to Rail [m] | 5.4                      | 0.7                      | 1.2                       | 1.4                       | 1.3                       | 1.9                       | 1.0                       | 0.8                       |  |  |  |  |  |
| Avg. Stride Freq. [Hz] | 2.2                      | 2.4                      | 2.3                       | 2.3                       | 2.3                       | 2.3                       | 2.3                       | 2.2                       |  |  |  |  |  |
| Avg. Stride Length [m] | 5.6                      | 7.0                      | 7.3                       | 7.2                       | 7.4                       | 7.3                       | 7.3                       | 7.2                       |  |  |  |  |  |





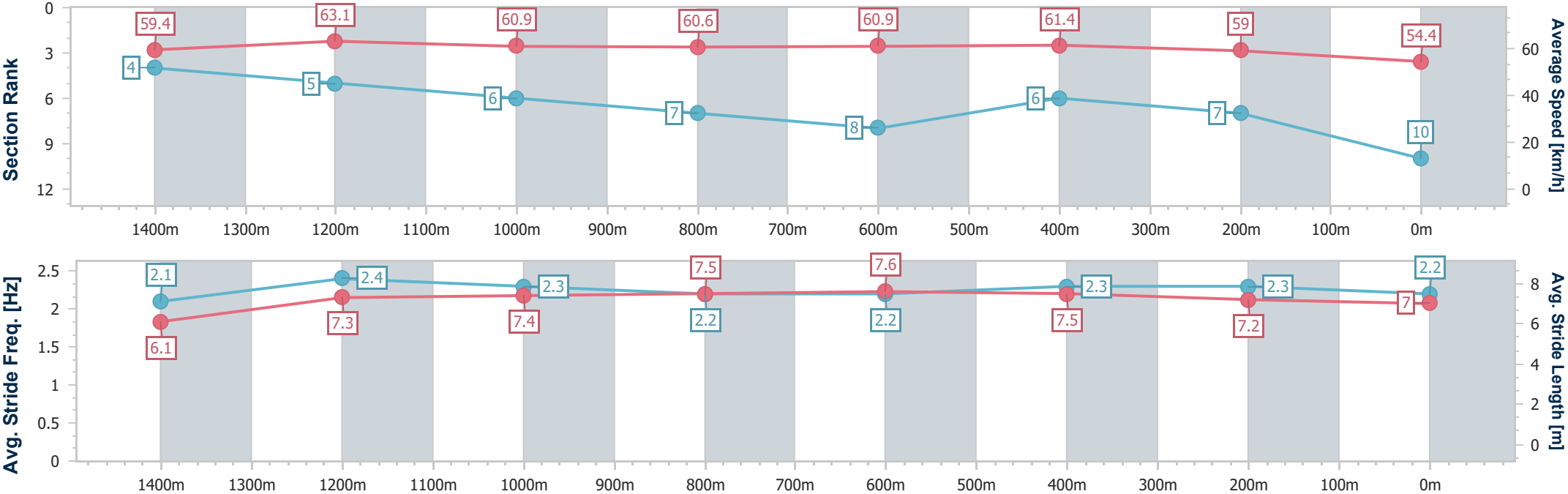
|                                |                   |
|--------------------------------|-------------------|
| Horse/Jockey Name              | Glenray's Mate    |
| Final Rank                     | 10                |
| Fastest Section Time (Section) | 0:10.67 (Overall) |
| Top Speed [km/h] (Section)     | 64.5 (1400m)      |
| Race State                     | Finished          |



Aquis Park Gold Coast PolyProfessional  
Race 6: Zoetis & AIRR Classic 0 - 55 Handicap - 1540m  
14 February 2026 - 16:40  
Track Rating: Synthetic, Weather: Overcast, Rail Position: True



| Section                | Overall                   | 1400m                    | 1200m                    | 1000m                    | 800m                     | 600m                     | 400m                     | 200m                     |  |  |  |  |  |
|------------------------|---------------------------|--------------------------|--------------------------|--------------------------|--------------------------|--------------------------|--------------------------|--------------------------|--|--|--|--|--|
| Section Times          | 1:35.31 [10]<br>(0:10.67) | 1:24.64 [4]<br>(0:11.53) | 1:13.11 [5]<br>(0:11.81) | 1:01.30 [6]<br>(0:12.03) | 0:49.27 [7]<br>(0:12.01) | 0:37.26 [8]<br>(0:11.77) | 0:25.49 [6]<br>(0:12.27) | 0:13.22 [7]<br>(0:13.22) |  |  |  |  |  |
| Average Speed [km/h]   | 59.4                      | 63.1                     | 60.9                     | 60.6                     | 60.9                     | 61.4                     | 59.0                     | 54.4                     |  |  |  |  |  |
| Top Speed [km/h]       | 64.1                      | 64.5                     | 62.4                     | 61.6                     | 62.2                     | 62.6                     | 60.4                     | 58.0                     |  |  |  |  |  |
| Avg. Dist. to Rail [m] | 3.5                       | 1.3                      | 2.2                      | 3.4                      | 2.7                      | 0.6                      | 3.6                      | 5.1                      |  |  |  |  |  |
| Avg. Stride Freq. [Hz] | 2.1                       | 2.4                      | 2.3                      | 2.2                      | 2.2                      | 2.3                      | 2.3                      | 2.2                      |  |  |  |  |  |
| Avg. Stride Length [m] | 6.1                       | 7.3                      | 7.4                      | 7.5                      | 7.6                      | 7.5                      | 7.2                      | 7.0                      |  |  |  |  |  |





**Aquis Park Gold Coast PolyProfessional**  
**Race 7: Virbac Animal Health BM70 Handicap - 1150m**  
**14 February 2026 - 17:18**



Track Rating: Synthetic, Weather: Overcast, Rail Position: True

| Section     |     |                  |         |                     |                    | Overall              | 1000m                | 800m                 | 600m                 | 400m                 | 200m                 | Last 600m |                           |    |
|-------------|-----|------------------|---------|---------------------|--------------------|----------------------|----------------------|----------------------|----------------------|----------------------|----------------------|-----------|---------------------------|----|
| Field Times |     |                  |         |                     |                    | 1:06.47<br>(0:10.98) | 0:55.49<br>(0:10.85) | 0:44.64<br>(0:10.92) | 0:33.72<br>(0:11.08) | 0:22.64<br>(0:11.14) | 0:11.50<br>(0:11.50) | 0:33.72   |                           |    |
| Rank        | TAB | Horse/Jockey     | Barrier | Top Speed<br>[km/h] | Fastest<br>Section |                      |                      |                      |                      |                      |                      | Margin    | Distance<br>Travelled [m] |    |
| 1           | 9   | SIGNATURE TART   | 2       | 67.3                | 0:10.85            | 1:06.47 [1]          | 0:55.49 [1]          | 0:44.64 [1]          | 0:33.72 [1]          | 0:22.64 [1]          | 0:11.50 [1]          | 1:06.47   | 0:33.72                   |    |
|             |     | Fred Larson      |         | 1000m               | 1000m              | (0:10.98)            | (0:10.85)            | (0:10.92)            | (0:11.08)            | (0:11.14)            | (0:11.50)            |           |                           |    |
| 2           | 1   | HULKAMANIA       | 1       | 66.6                | 0:11.00            | 1:07.44 [2]          | 0:56.10 [3]          | 0:45.10 [3]          | 0:34.05 [3]          | 0:22.98 [3]          | 0:11.75 [2]          | 5.7L      | 0:34.05                   | +4 |
|             |     | Bella Youngberry |         | 600m                | 1000m              | (0:11.34)            | (0:11.00)            | (0:11.05)            | (0:11.07)            | (0:11.23)            | (0:11.75)            |           |                           |    |
| 3           | 7   | LA SOEUR         | 3       | 66.2                | 0:10.94            | 1:07.90 [3]          | 0:56.87 [2]          | 0:45.93 [2]          | 0:34.70 [2]          | 0:23.49 [2]          | 0:12.01 [3]          | 8.44L     | 0:34.70                   | +5 |
|             |     | Jett Newman      |         | 1000m               | 1000m              | (0:11.03)            | (0:10.94)            | (0:11.23)            | (0:11.21)            | (0:11.48)            | (0:12.01)            |           |                           |    |
| 4           | 10  | DEVINE FALLS     | 4       | 66.7                | 0:10.89            | 1:08.31 [4]          | 0:56.64 [5]          | 0:45.71 [4]          | 0:34.82 [5]          | 0:23.61 [5]          | 0:12.02 [5]          | 10.86L    | 0:34.82                   | +0 |
|             |     | Micheal Hellyer  |         | 1000m               | 800m               | (0:11.67)            | (0:10.93)            | (0:10.89)            | (0:11.21)            | (0:11.59)            | (0:12.02)            |           |                           |    |
| 5           | 11  | STEP ON FIRE     | 5       | 67.9                | 0:10.73            | 1:08.40 [5]          | 0:56.84 [4]          | 0:45.69 [5]          | 0:34.96 [4]          | 0:23.91 [4]          | 0:12.31 [4]          | 11.36L    | 0:34.96                   | +1 |
|             |     | Amy Graham       |         | 600m                | 800m               | (0:11.56)            | (0:11.15)            | (0:10.73)            | (0:11.05)            | (0:11.60)            | (0:12.31)            |           |                           |    |

Scratched: Bulsara (#4), Sistine Explorer (#3), Count Nicholas (#6), Spirit Of Brodie (#5), Bonnie Amore (#8), Russian Mint (#2)



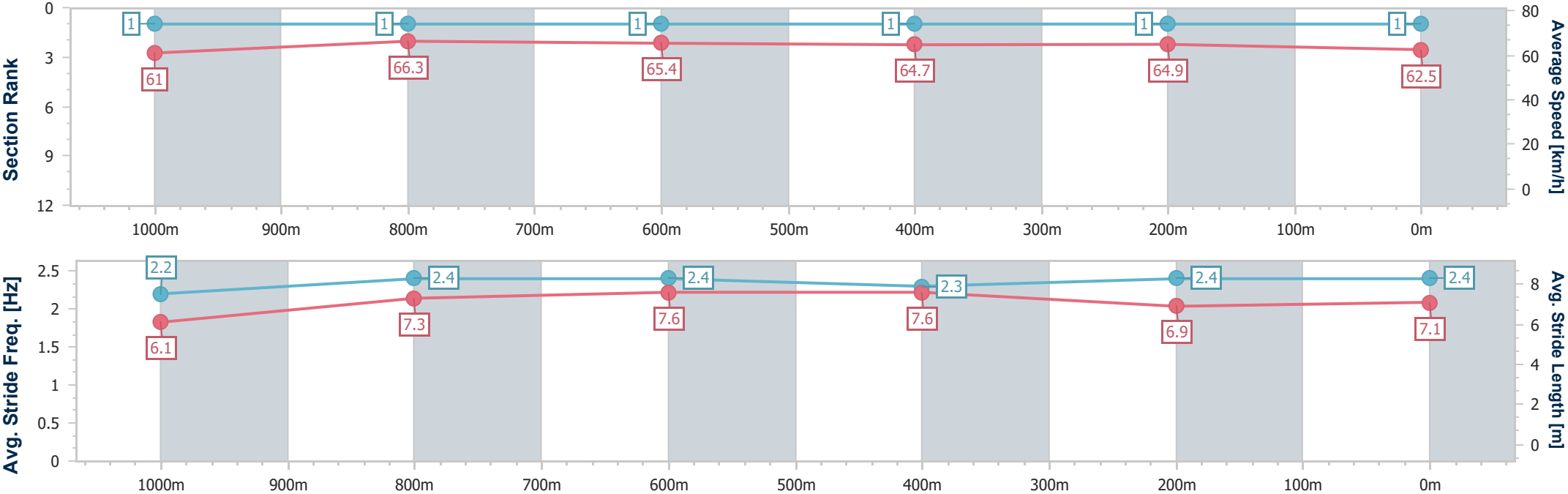
|                                |                 |
|--------------------------------|-----------------|
| Horse/Jockey Name              | Signature Tart  |
| Final Rank                     | 1               |
| Fastest Section Time (Section) | 0:10.85 (1000m) |
| Top Speed [km/h] (Section)     | 67.3 (1000m)    |
| Race State                     | Finished        |



Aquis Park Gold Coast PolyProfessional  
Race 7: Virbac Animal Health BM70 Handicap - 1150m  
14 February 2026 - 17:18  
Track Rating: Synthetic, Weather: Overcast, Rail Position: True



| Section                | Overall                  | 1000m                    | 800m                     | 600m                     | 400m                     | 200m                     |  |  |  |  |  |  |  |
|------------------------|--------------------------|--------------------------|--------------------------|--------------------------|--------------------------|--------------------------|--|--|--|--|--|--|--|
| Section Times          | 1:06.47 [1]<br>(0:10.98) | 0:55.49 [1]<br>(0:10.85) | 0:44.64 [1]<br>(0:10.92) | 0:33.72 [1]<br>(0:11.08) | 0:22.64 [1]<br>(0:11.14) | 0:11.50 [1]<br>(0:11.50) |  |  |  |  |  |  |  |
| Average Speed [km/h]   | 61.0                     | 66.3                     | 65.4                     | 64.7                     | 64.9                     | 62.5                     |  |  |  |  |  |  |  |
| Top Speed [km/h]       | 65.5                     | 67.3                     | 65.8                     | 65.7                     | 65.4                     | 64.7                     |  |  |  |  |  |  |  |
| Avg. Dist. to Rail [m] | 1.7                      | 0.2                      | 1.4                      | 1.2                      | 2.8                      | 4.0                      |  |  |  |  |  |  |  |
| Avg. Stride Freq. [Hz] | 2.2                      | 2.4                      | 2.4                      | 2.3                      | 2.4                      | 2.4                      |  |  |  |  |  |  |  |
| Avg. Stride Length [m] | 6.1                      | 7.3                      | 7.6                      | 7.6                      | 6.9                      | 7.1                      |  |  |  |  |  |  |  |







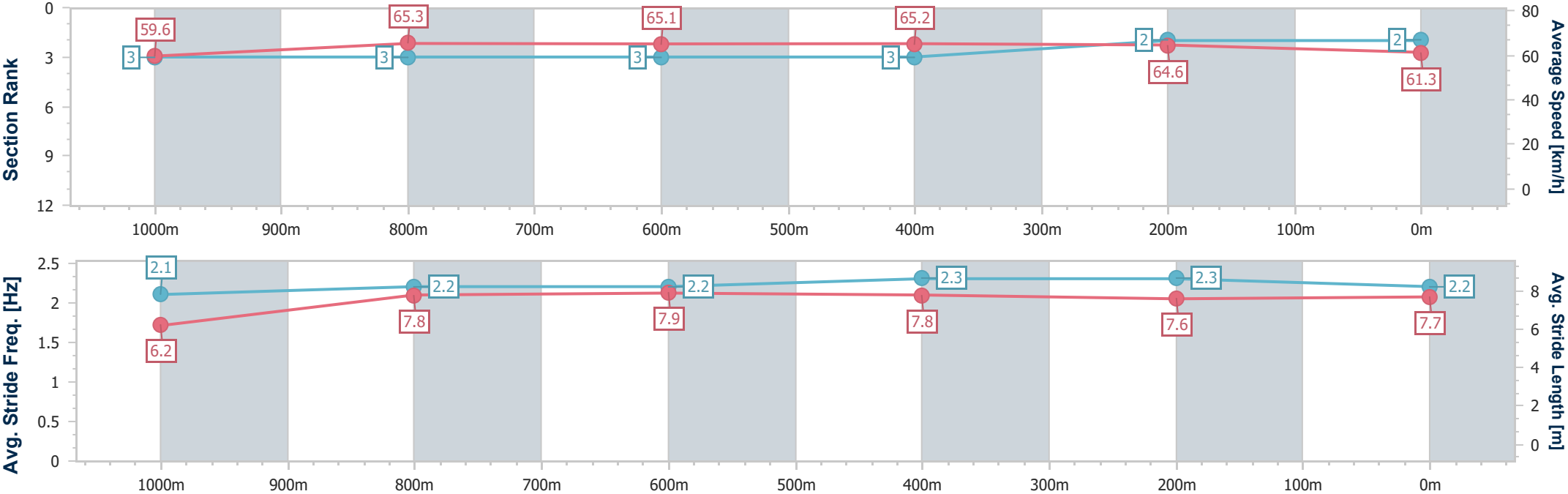
|                                |                 |
|--------------------------------|-----------------|
| Horse/Jockey Name              | Hulkamania      |
| Final Rank                     | 2               |
| Fastest Section Time (Section) | 0:11.00 (1000m) |
| Top Speed [km/h] (Section)     | 66.6 (600m)     |
| Race State                     | Finished        |



Aquis Park Gold Coast PolyProfessional  
Race 7: Virbac Animal Health BM70 Handicap - 1150m  
14 February 2026 - 17:18  
Track Rating: Synthetic, Weather: Overcast, Rail Position: True



| Section                | Overall                  | 1000m                    | 800m                     | 600m                     | 400m                     | 200m                     |  |  |  |  |  |  |  |  |
|------------------------|--------------------------|--------------------------|--------------------------|--------------------------|--------------------------|--------------------------|--|--|--|--|--|--|--|--|
| Section Times          | 1:07.44 [2]<br>(0:11.34) | 0:56.10 [3]<br>(0:11.00) | 0:45.10 [3]<br>(0:11.05) | 0:34.05 [3]<br>(0:11.07) | 0:22.98 [3]<br>(0:11.23) | 0:11.75 [2]<br>(0:11.75) |  |  |  |  |  |  |  |  |
| Average Speed [km/h]   | 59.6                     | 65.3                     | 65.1                     | 65.2                     | 64.6                     | 61.3                     |  |  |  |  |  |  |  |  |
| Top Speed [km/h]       | 64.2                     | 66.1                     | 66.4                     | 66.6                     | 65.8                     | 63.9                     |  |  |  |  |  |  |  |  |
| Avg. Dist. to Rail [m] | 1.7                      | 1.1                      | 0.3                      | 1.2                      | 4.6                      | 5.6                      |  |  |  |  |  |  |  |  |
| Avg. Stride Freq. [Hz] | 2.1                      | 2.2                      | 2.2                      | 2.3                      | 2.3                      | 2.2                      |  |  |  |  |  |  |  |  |
| Avg. Stride Length [m] | 6.2                      | 7.8                      | 7.9                      | 7.8                      | 7.6                      | 7.7                      |  |  |  |  |  |  |  |  |





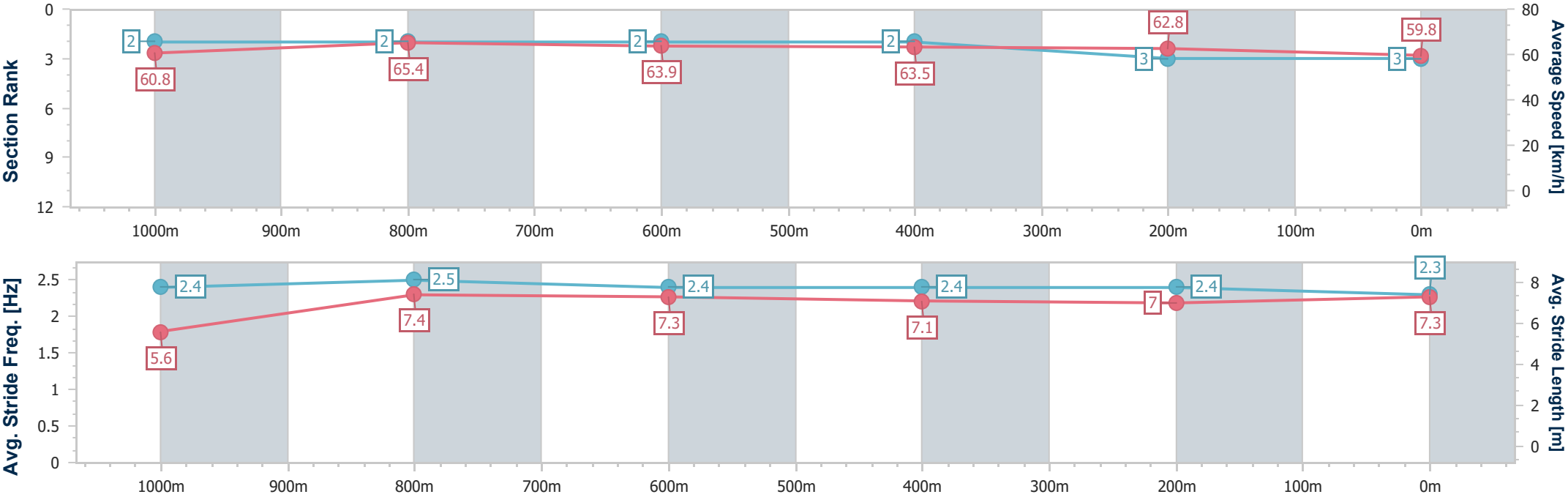
|                                |                 |
|--------------------------------|-----------------|
| Horse/Jockey Name              | La Soeur        |
| Final Rank                     | 3               |
| Fastest Section Time (Section) | 0:10.94 (1000m) |
| Top Speed [km/h] (Section)     | 66.2 (1000m)    |
| Race State                     | Finished        |



Aquis Park Gold Coast PolyProfessional  
Race 7: Virbac Animal Health BM70 Handicap - 1150m  
14 February 2026 - 17:18  
Track Rating: Synthetic, Weather: Overcast, Rail Position: True



| Section                | Overall                  | 1000m                    | 800m                     | 600m                     | 400m                     | 200m                     |  |  |  |  |  |  |  |
|------------------------|--------------------------|--------------------------|--------------------------|--------------------------|--------------------------|--------------------------|--|--|--|--|--|--|--|
| Section Times          | 1:07.90 [3]<br>(0:11.03) | 0:56.87 [2]<br>(0:10.94) | 0:45.93 [2]<br>(0:11.23) | 0:34.70 [2]<br>(0:11.21) | 0:23.49 [2]<br>(0:11.48) | 0:12.01 [3]<br>(0:12.01) |  |  |  |  |  |  |  |
| Average Speed [km/h]   | 60.8                     | 65.4                     | 63.9                     | 63.5                     | 62.8                     | 59.8                     |  |  |  |  |  |  |  |
| Top Speed [km/h]       | 64.2                     | 66.2                     | 65.2                     | 66.0                     | 64.8                     | 63.4                     |  |  |  |  |  |  |  |
| Avg. Dist. to Rail [m] | 3.8                      | 2.0                      | 1.4                      | 0.7                      | 1.4                      | 3.0                      |  |  |  |  |  |  |  |
| Avg. Stride Freq. [Hz] | 2.4                      | 2.5                      | 2.4                      | 2.4                      | 2.4                      | 2.3                      |  |  |  |  |  |  |  |
| Avg. Stride Length [m] | 5.6                      | 7.4                      | 7.3                      | 7.1                      | 7.0                      | 7.3                      |  |  |  |  |  |  |  |





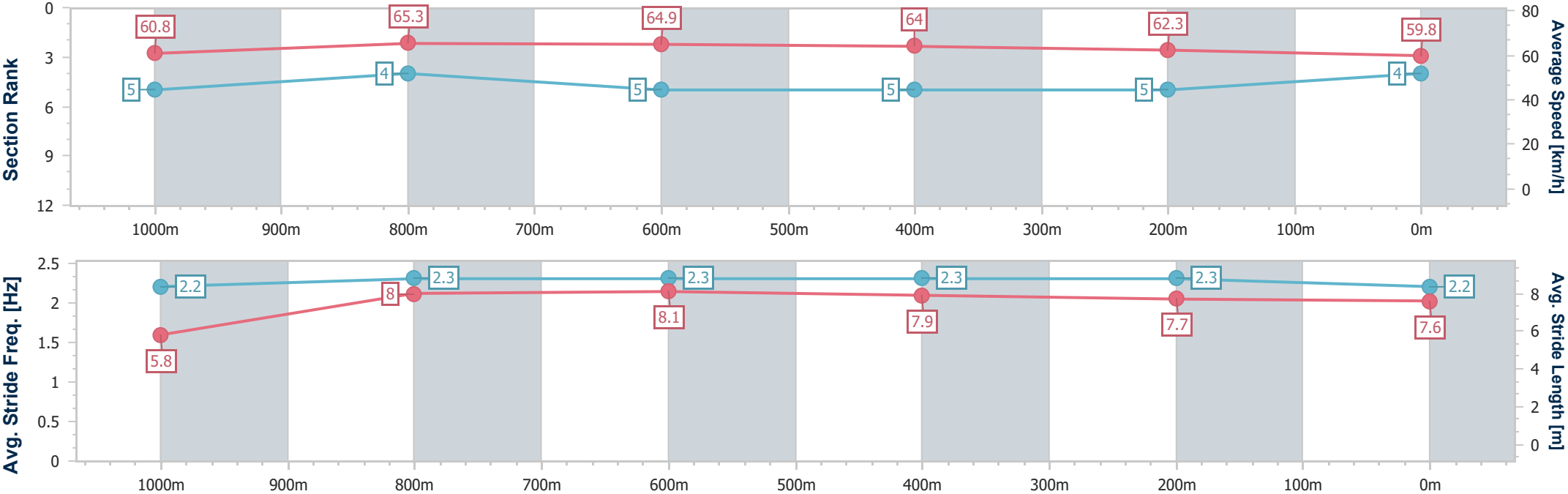
|                                |                |
|--------------------------------|----------------|
| Horse/Jockey Name              | Devine Falls   |
| Final Rank                     | 4              |
| Fastest Section Time (Section) | 0:10.89 (800m) |
| Top Speed [km/h] (Section)     | 66.7 (1000m)   |
| Race State                     | Finished       |



Aquis Park Gold Coast PolyProfessional  
Race 7: Virbac Animal Health BM70 Handicap - 1150m  
14 February 2026 - 17:18  
Track Rating: Synthetic, Weather: Overcast, Rail Position: True



| Section                | Overall                  | 1000m                    | 800m                     | 600m                     | 400m                     | 200m                     |  |  |  |  |  |  |  |
|------------------------|--------------------------|--------------------------|--------------------------|--------------------------|--------------------------|--------------------------|--|--|--|--|--|--|--|
| Section Times          | 1:08.31 [4]<br>(0:11.67) | 0:56.64 [5]<br>(0:10.93) | 0:45.71 [4]<br>(0:10.89) | 0:34.82 [5]<br>(0:11.21) | 0:23.61 [5]<br>(0:11.59) | 0:12.02 [5]<br>(0:12.02) |  |  |  |  |  |  |  |
| Average Speed [km/h]   | 60.8                     | 65.3                     | 64.9                     | 64.0                     | 62.3                     | 59.8                     |  |  |  |  |  |  |  |
| Top Speed [km/h]       | 64.6                     | 66.7                     | 66.3                     | 65.9                     | 63.1                     | 62.4                     |  |  |  |  |  |  |  |
| Avg. Dist. to Rail [m] | 2.5                      | 1.1                      | 1.9                      | 0.5                      | 2.1                      | 2.5                      |  |  |  |  |  |  |  |
| Avg. Stride Freq. [Hz] | 2.2                      | 2.3                      | 2.3                      | 2.3                      | 2.3                      | 2.2                      |  |  |  |  |  |  |  |
| Avg. Stride Length [m] | 5.8                      | 8.0                      | 8.1                      | 7.9                      | 7.7                      | 7.6                      |  |  |  |  |  |  |  |





|                                |                |
|--------------------------------|----------------|
| Horse/Jockey Name              | Step On Fire   |
| Final Rank                     | 5              |
| Fastest Section Time (Section) | 0:10.73 (800m) |
| Top Speed [km/h] (Section)     | 67.9 (600m)    |
| Race State                     | Finished       |



Aquis Park Gold Coast PolyProfessional  
Race 7: Virbac Animal Health BM70 Handicap - 1150m  
14 February 2026 - 17:18  
Track Rating: Synthetic, Weather: Overcast, Rail Position: True



| Section                | Overall                  | 1000m                    | 800m                     | 600m                     | 400m                     | 200m                     |  |  |  |  |  |  |  |
|------------------------|--------------------------|--------------------------|--------------------------|--------------------------|--------------------------|--------------------------|--|--|--|--|--|--|--|
| Section Times          | 1:08.40 [5]<br>(0:11.56) | 0:56.84 [4]<br>(0:11.15) | 0:45.69 [5]<br>(0:10.73) | 0:34.96 [4]<br>(0:11.05) | 0:23.91 [4]<br>(0:11.60) | 0:12.31 [4]<br>(0:12.31) |  |  |  |  |  |  |  |
| Average Speed [km/h]   | 58.5                     | 64.1                     | 66.3                     | 65.4                     | 62.4                     | 58.4                     |  |  |  |  |  |  |  |
| Top Speed [km/h]       | 62.5                     | 65.9                     | 67.2                     | 67.9                     | 64.1                     | 61.4                     |  |  |  |  |  |  |  |
| Avg. Dist. to Rail [m] | 3.8                      | 1.5                      | 1.4                      | 0.8                      | 2.5                      | 2.1                      |  |  |  |  |  |  |  |
| Avg. Stride Freq. [Hz] | 2.3                      | 2.5                      | 2.6                      | 2.5                      | 2.5                      | 2.4                      |  |  |  |  |  |  |  |
| Avg. Stride Length [m] | 5.7                      | 7.1                      | 7.2                      | 7.2                      | 6.9                      | 6.7                      |  |  |  |  |  |  |  |

