



Eagle Farm Professional

Race 1: Souths Sports Club QTIS Two-Years-Old Handicap - 1000m

14 February 2026 - 11:28



BRISBANE
RACING CLUB

Track Rating: Soft 6, Weather: Overcast, Rail Position: +4m Entire

Section						Overall	800m	600m	400m	200m			Last 600m
Field Times						0:57.49 (0:12.95)	0:44.54 (0:10.70)	0:33.84 (0:11.01)	0:22.83 (0:11.00)	0:11.83 (0:11.83)			0:33.84
Rank	TAB	Horse/Jockey	Barrier	Top Speed [km/h]	Fastest Section					Margin		Distance Travelled [m]	
1	8	PEMBREY	7	70.7	0:10.70	0:57.49 [1]	0:44.54 [1]	0:33.84 [1]	0:22.83 [1]	0:11.83 [1]	0:57.49	0:33.84	
		Ben Thompson		800m	800m	(0:12.95)	(0:10.70)	(0:11.01)	(0:11.00)	(0:11.83)			
2	3	OREGON COAST	2	69.4	0:10.88	0:58.41 [2]	0:44.72 [7]	0:33.81 [7]	0:22.78 [7]	0:11.90 [5]	5.44L	0:33.81 +4	
		Damien Thornton		Overall	400m	(0:13.69)	(0:10.91)	(0:11.03)	(0:10.88)	(0:11.90)			
3	2	APOSTLE	6	69.3	0:10.83	0:58.66 [3]	0:45.09 [6]	0:34.26 [6]	0:23.37 [5]	0:12.18 [4]	6.9L	0:34.26 -2	
		Les Tilley		Overall	800m	(0:13.57)	(0:10.83)	(0:10.89)	(0:11.19)	(0:12.18)			
4	7	MADAME DOUBTFIRE	5	69.1	0:10.82	0:59.13 [4]	0:45.59 [5]	0:34.77 [5]	0:23.81 [6]	0:12.41 [7]	9.66L	0:34.77 +1	
		Andrew Mallyon		Overall	800m	(0:13.54)	(0:10.82)	(0:10.96)	(0:11.40)	(0:12.41)			
5	1	SWIFT DRAGON	1	69.0	0:10.67	0:59.20 [5]	0:45.92 [2]	0:35.25 [2]	0:24.24 [2]	0:13.02 [2]	10.07L	0:35.25 -1	
		Ryan Wiggins		800m	800m	(0:13.28)	(0:10.67)	(0:11.01)	(0:11.22)	(0:13.02)			
6	6	IT'SALL ABOUT MARY	3	69.3	0:10.58	0:59.30 [6]	0:45.76 [4]	0:35.18 [3]	0:24.13 [3]	0:12.93 [3]	10.69L	0:35.18 -4	
		Cody Collis		800m	800m	(0:13.54)	(0:10.58)	(0:11.05)	(0:11.20)	(0:12.93)			
7	5	ELLA'S LEGACY	4	68.7	0:10.84	0:59.49 [7]	0:46.17 [3]	0:35.33 [4]	0:24.28 [4]	0:12.87 [6]	11.77L	0:35.33 -1	
		Georgina Cartwright		Overall	800m	(0:13.32)	(0:10.84)	(0:11.05)	(0:11.41)	(0:12.87)			

Scratched: Zandari (#9), Another Changers (#4)



Horse/Jockey Name	Pembrey
Final Rank	1
Fastest Section Time (Section)	0:10.70 (800m)
Top Speed [km/h] (Section)	70.7 (800m)
Race State	Finished

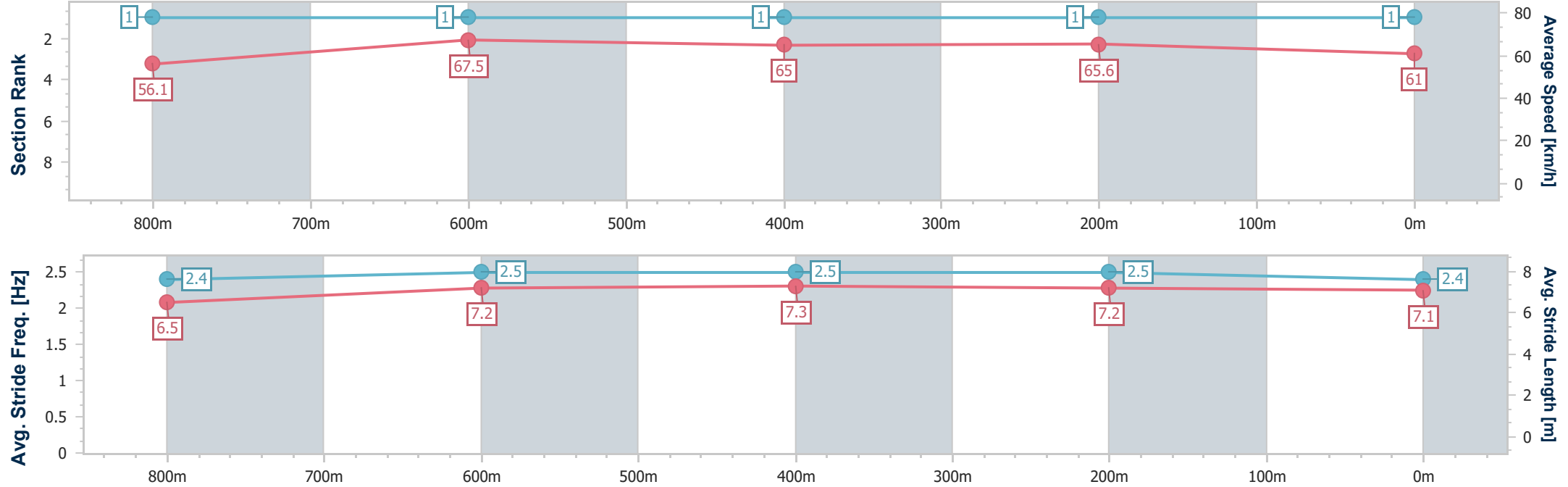


Eagle FarmProfessional
Race 1: Souths Sports Club QTIS Two-Years-Old Handicap - 1000m
14 February 2026 - 11:28
Track Rating: Soft 6, Weather: Overcast, Rail Position: +4m Entire



BRISBANE
RACING CLUB

Section	Overall	800m	600m	400m	200m										
Section Times	0:57.49 [1] (0:12.95)	0:44.54 [1] (0:10.70)	0:33.84 [1] (0:11.01)	0:22.83 [1] (0:11.00)	0:11.83 [1] (0:11.83)										
Average Speed [km/h]	56.1	67.5	65.0	65.6	61.0										
Top Speed [km/h]	70.7	70.7	66.1	66.5	64.1										
Avg. Dist. to Rail [m]	5.7	0.8	0.8	2.2	2.6										
Avg. Stride Freq. [Hz]	2.4	2.5	2.5	2.5	2.4										
Avg. Stride Length [m]	6.5	7.2	7.3	7.2	7.1										





Horse/Jockey Name	Oregon Coast
Final Rank	2
Fastest Section Time (Section)	0:10.88 (400m)
Top Speed [km/h] (Section)	69.4 (Overall)
Race State	Finished

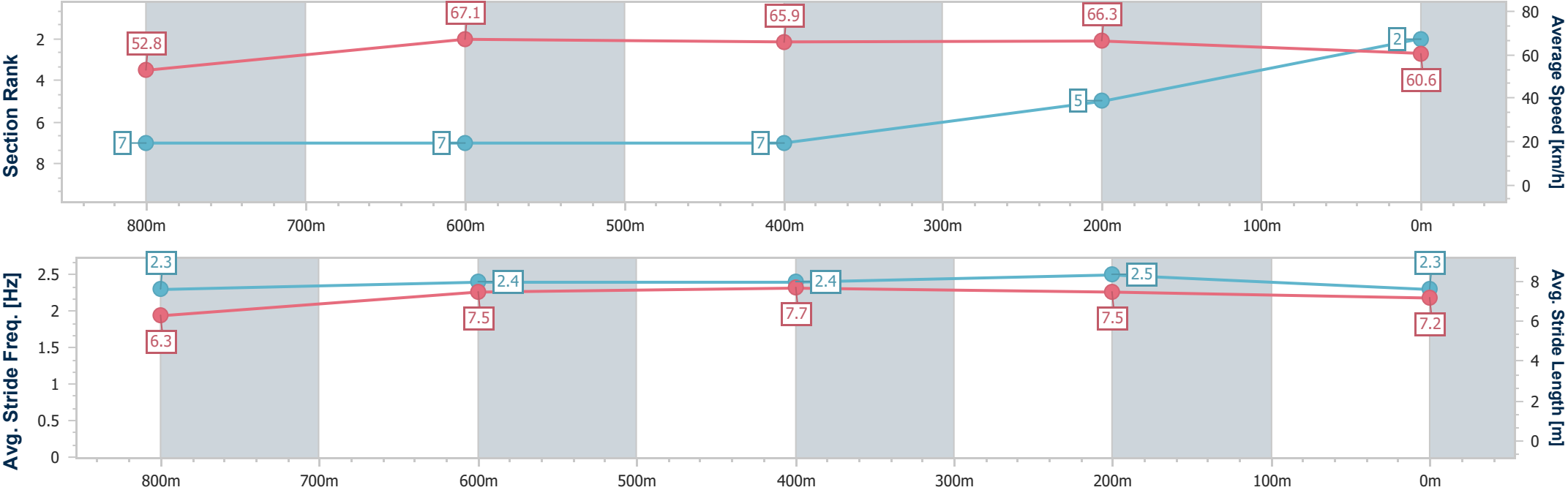


Eagle Farm Professional
Race 1: Souths Sports Club QTIS Two-Years-Old Handicap - 1000m
14 February 2026 - 11:28
Track Rating: Soft 6, Weather: Overcast, Rail Position: +4m Entire



BRISBANE
RACING CLUB

Section	Overall	800m	600m	400m	200m										
Section Times	0:58.41 [2] (0:13.69)	0:44.72 [7] (0:10.91)	0:33.81 [7] (0:11.03)	0:22.78 [7] (0:10.88)	0:11.90 [5] (0:11.90)										
Average Speed [km/h]	52.8	67.1	65.9	66.3	60.6										
Top Speed [km/h]	69.4	69.2	67.0	67.3	64.0										
Avg. Dist. to Rail [m]	2.5	2.9	2.4	7.0	8.8										
Avg. Stride Freq. [Hz]	2.3	2.4	2.4	2.5	2.3										
Avg. Stride Length [m]	6.3	7.5	7.7	7.5	7.2										





Horse/Jockey Name	Apostle
Final Rank	3
Fastest Section Time (Section)	0:10.83 (800m)
Top Speed [km/h] (Section)	69.3 (Overall)
Race State	Finished

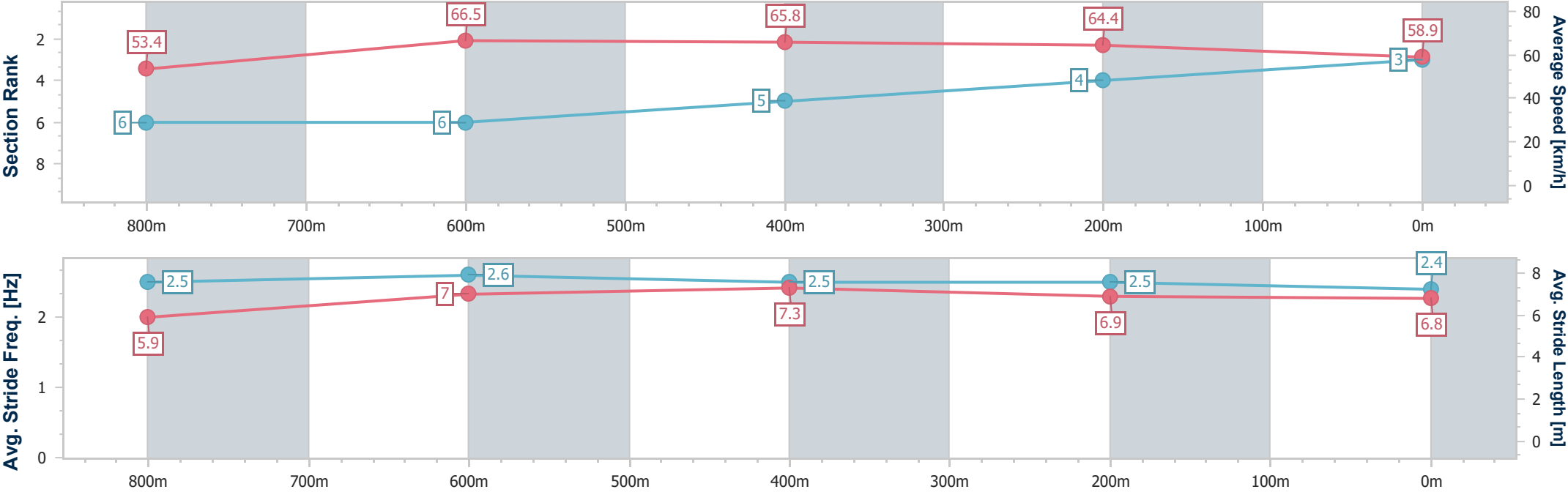


Eagle Farm Professional
Race 1: Souths Sports Club QTIS Two-Years-Old Handicap - 1000m
14 February 2026 - 11:28
Track Rating: Soft 6, Weather: Overcast, Rail Position: +4m Entire



BRISBANE
RACING CLUB

Section	Overall	800m	600m	400m	200m														
Section Times	0:58.66 [3] (0:13.57)	0:45.09 [6] (0:10.83)	0:34.26 [6] (0:10.89)	0:23.37 [5] (0:11.19)	0:12.18 [4] (0:12.18)														
Average Speed [km/h]	53.4	66.5	65.8	64.4	58.9														
Top Speed [km/h]	69.3	68.3	67.1	66.9	62.8														
Avg. Dist. to Rail [m]	4.5	0.9	1.0	3.8	5.4														
Avg. Stride Freq. [Hz]	2.5	2.6	2.5	2.5	2.4														
Avg. Stride Length [m]	5.9	7.0	7.3	6.9	6.8														





Horse/Jockey Name	Madame Doubtfire
Final Rank	4
Fastest Section Time (Section)	0:10.82 (800m)
Top Speed [km/h] (Section)	69.1 (Overall)
Race State	Finished

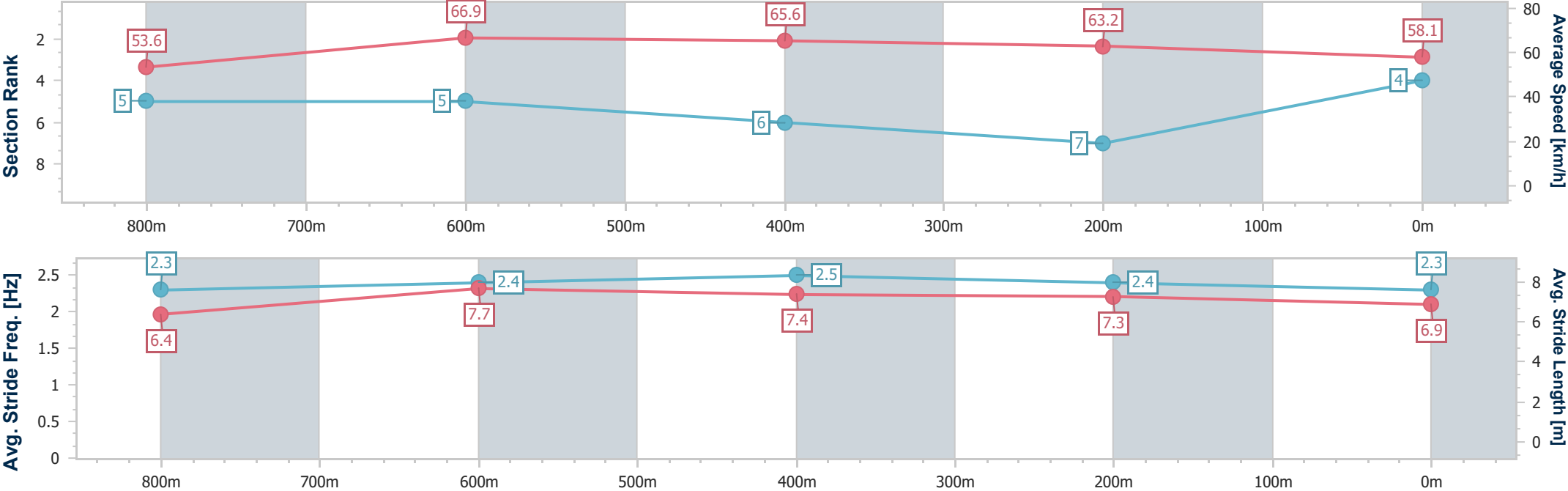


Eagle FarmProfessional
Race 1: Souths Sports Club QTIS Two-Years-Old Handicap - 1000m
14 February 2026 - 11:28
Track Rating: Soft 6, Weather: Overcast, Rail Position: +4m Entire



BRISBANE
RACING CLUB

Section	Overall	800m	600m	400m	200m														
Section Times	0:59.13 [4] (0:13.54)	0:45.59 [5] (0:10.82)	0:34.77 [5] (0:10.96)	0:23.81 [6] (0:11.40)	0:12.41 [7] (0:12.41)														
Average Speed [km/h]	53.6	66.9	65.6	63.2	58.1														
Top Speed [km/h]	69.1	67.8	66.0	64.7	59.9														
Avg. Dist. to Rail [m]	4.8	1.4	0.6	1.8	1.1														
Avg. Stride Freq. [Hz]	2.3	2.4	2.5	2.4	2.3														
Avg. Stride Length [m]	6.4	7.7	7.4	7.3	6.9														





Horse/Jockey Name	Swift Dragon
Final Rank	5
Fastest Section Time (Section)	0:10.67 (800m)
Top Speed [km/h] (Section)	69.0 (800m)
Race State	Finished

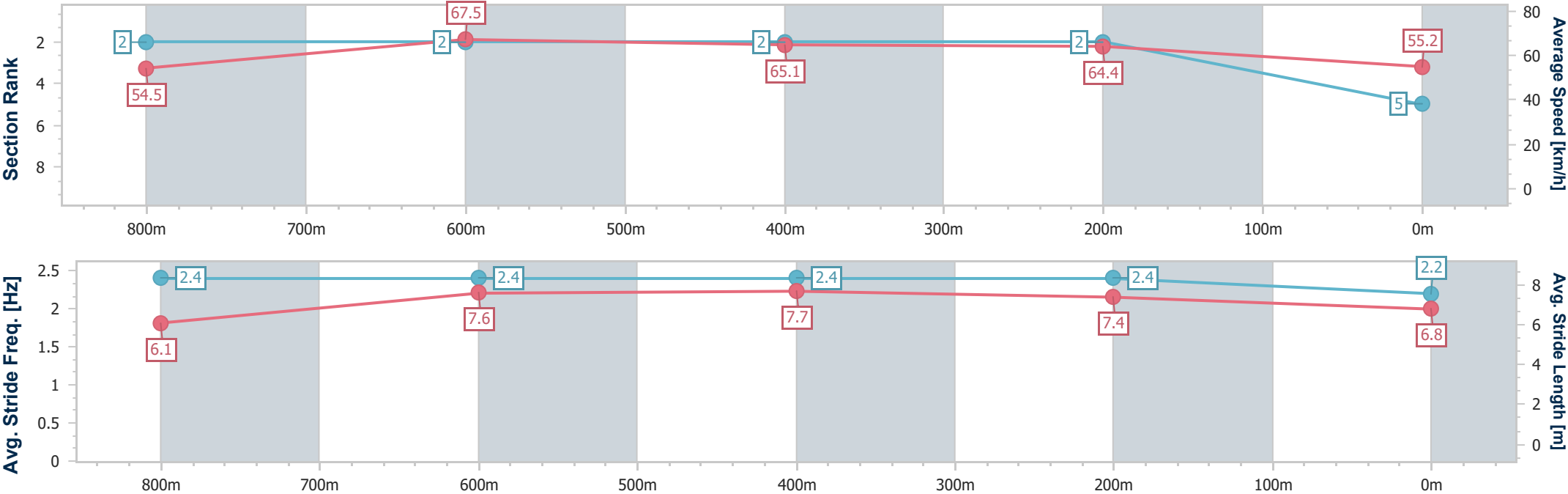


Eagle FarmProfessional
Race 1: Souths Sports Club QTIS Two-Years-Old Handicap - 1000m
14 February 2026 - 11:28
Track Rating: Soft 6, Weather: Overcast, Rail Position: +4m Entire



BRISBANE
RACING CLUB

Section	Overall	800m	600m	400m	200m										
Section Times	0:59.20 [5] (0:13.28)	0:45.92 [2] (0:10.67)	0:35.25 [2] (0:11.01)	0:24.24 [2] (0:11.22)	0:13.02 [2] (0:13.02)										
Average Speed [km/h]	54.5	67.5	65.1	64.4	55.2										
Top Speed [km/h]	68.2	69.0	65.8	66.0	60.9										
Avg. Dist. to Rail [m]	1.7	0.5	0.7	2.4	3.4										
Avg. Stride Freq. [Hz]	2.4	2.4	2.4	2.4	2.2										
Avg. Stride Length [m]	6.1	7.6	7.7	7.4	6.8										





Horse/Jockey Name	It'sall About Mary
Final Rank	6
Fastest Section Time (Section)	0:10.58 (800m)
Top Speed [km/h] (Section)	69.3 (800m)
Race State	Finished

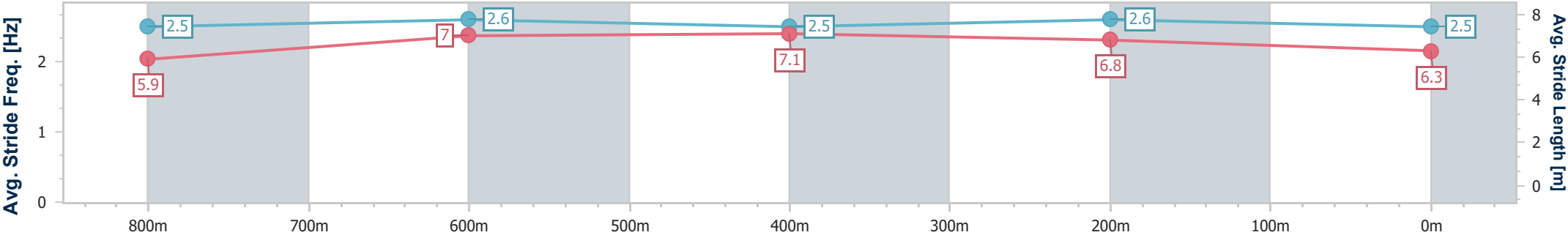
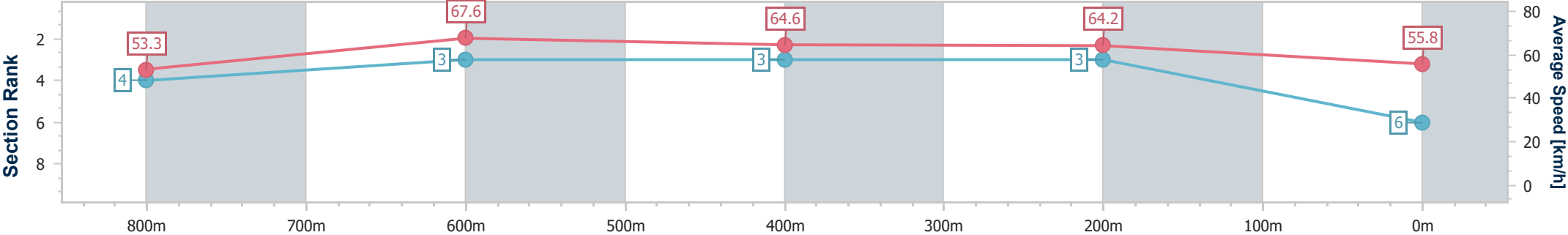


Eagle FarmProfessional
Race 1: Souths Sports Club QTIS Two-Years-Old Handicap - 1000m
14 February 2026 - 11:28
Track Rating: Soft 6, Weather: Overcast, Rail Position: +4m Entire



BRISBANE
RACING CLUB

Section	Overall	800m	600m	400m	200m										
Section Times	0:59.30 [6] (0:13.54)	0:45.76 [4] (0:10.58)	0:35.18 [3] (0:11.05)	0:24.13 [3] (0:11.20)	0:12.93 [3] (0:12.93)										
Average Speed [km/h]	53.3	67.6	64.6	64.2	55.8										
Top Speed [km/h]	69.3	69.3	66.0	66.3	61.0										
Avg. Dist. to Rail [m]	1.9	1.4	1.5	1.4	2.4										
Avg. Stride Freq. [Hz]	2.5	2.6	2.5	2.6	2.5										
Avg. Stride Length [m]	5.9	7.0	7.1	6.8	6.3										





Horse/Jockey Name	Ella's Legacy
Final Rank	7
Fastest Section Time (Section)	0:10.84 (800m)
Top Speed [km/h] (Section)	68.7 (Overall)
Race State	Finished

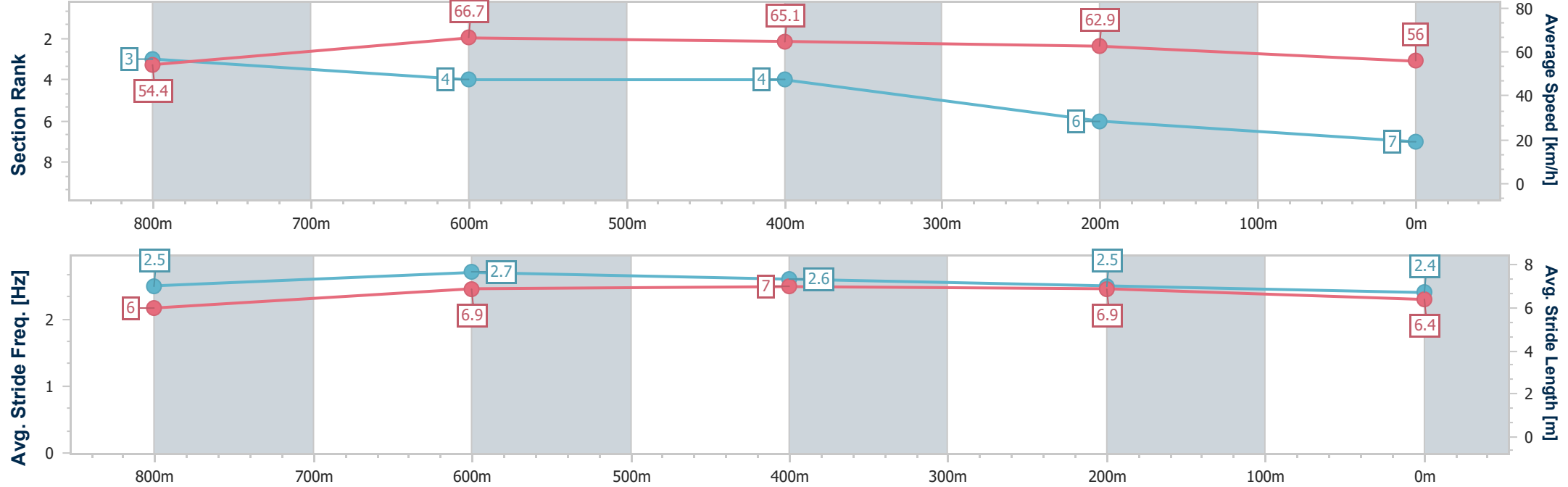


Eagle Farm Professional
Race 1: Souths Sports Club QTIS Two-Years-Old Handicap - 1000m
14 February 2026 - 11:28
Track Rating: Soft 6, Weather: Overcast, Rail Position: +4m Entire



BRISBANE
RACING CLUB

Section	Overall	800m	600m	400m	200m														
Section Times	0:59.49 [7] (0:13.32)	0:46.17 [3] (0:10.84)	0:35.33 [4] (0:11.05)	0:24.28 [4] (0:11.41)	0:12.87 [6] (0:12.87)														
Average Speed [km/h]	54.4	66.7	65.1	62.9	56.0														
Top Speed [km/h]	68.7	67.8	66.2	66.4	60.1														
Avg. Dist. to Rail [m]	3.5	1.3	0.9	0.8	1.0														
Avg. Stride Freq. [Hz]	2.5	2.7	2.6	2.5	2.4														
Avg. Stride Length [m]	6.0	6.9	7.0	6.9	6.4														





Eagle Farm Professional

Race 2: Racecourse Village BM78 Handicap - 1000m

14 February 2026 - 12:03



BRISBANE
RACING CLUB

Track Rating: Soft 6, Weather: Overcast, Rail Position: +4m Entire

Section						Overall	800m	600m	400m	200m	Last 600m		
Field Times						0:57.66 (0:12.89)	0:44.77 (0:10.40)	0:34.37 (0:10.93)	0:23.44 (0:11.47)	0:11.97 (0:11.97)	0:34.37		
Rank	TAB	Horse/Jockey	Barrier	Top Speed [km/h]	Fastest Section						Margin	Distance Travelled [m]	
1	7	MOONHAVEN	3	69.7	0:10.53	0:57.66 [1]	0:44.20 [6]	0:33.67 [5]	0:22.87 [5]	0:11.97 [1]	0:57.66	0:33.67	
		Cody Collis		800m	800m	(0:13.46)	(0:10.53)	(0:10.80)	(0:10.90)	(0:11.97)			
2	6	ROYAL COMMODORE	2	69.9	0:10.53	0:58.14 [2]	0:44.91 [3]	0:34.38 [3]	0:23.54 [3]	0:12.41 [2]	2.8L	0:34.38	
		Andrew Mallyon		Overall	800m	(0:13.23)	(0:10.53)	(0:10.84)	(0:11.13)	(0:12.41)			
3	3	PORT ERIN	5	70.2	0:10.54	0:58.38 [3]	0:45.00 [4]	0:34.46 [4]	0:23.71 [4]	0:12.63 [3]	4.26L	0:34.46	
		Jag Guthmann-Chester		800m	800m	(0:13.38)	(0:10.54)	(0:10.75)	(0:11.08)	(0:12.63)			
4	8	LARADO	4	69.1	0:10.56	0:58.47 [4]	0:44.95 [7]	0:34.39 [7]	0:23.62 [6]	0:12.64 [5]	4.74L	0:34.39	
		Daniel Moor		800m	800m	(0:13.52)	(0:10.56)	(0:10.77)	(0:10.98)	(0:12.64)			
5	5	VINDICTA	6	71.2	0:10.51	0:58.90 [5]	0:45.76 [2]	0:35.25 [2]	0:24.37 [2]	0:12.96 [6]	7.29L	0:35.25	
		Emily Lang		Overall	800m	(0:13.14)	(0:10.51)	(0:10.88)	(0:11.41)	(0:12.96)			
6	4	TRAPEZE WARRIOR	7	70.1	0:10.61	0:58.91 [6]	0:45.46 [5]	0:34.85 [6]	0:23.92 [7]	0:12.63 [7]	7.35L	0:34.85	
		Cejay Graham		Overall	800m	(0:13.45)	(0:10.61)	(0:10.93)	(0:11.29)	(0:12.63)			
7	2	FIND YOUR OWN	1	71.2	0:10.40	0:59.19 [7]	0:46.30 [1]	0:35.90 [1]	0:24.97 [1]	0:13.42 [4]	9.03L	0:35.90	
		Chelsea Baker		800m	800m	(0:12.89)	(0:10.40)	(0:10.93)	(0:11.55)	(0:13.42)			

Scratched: Star Rapper (#10), Just Precious (#9), Tiger Tie (#1)



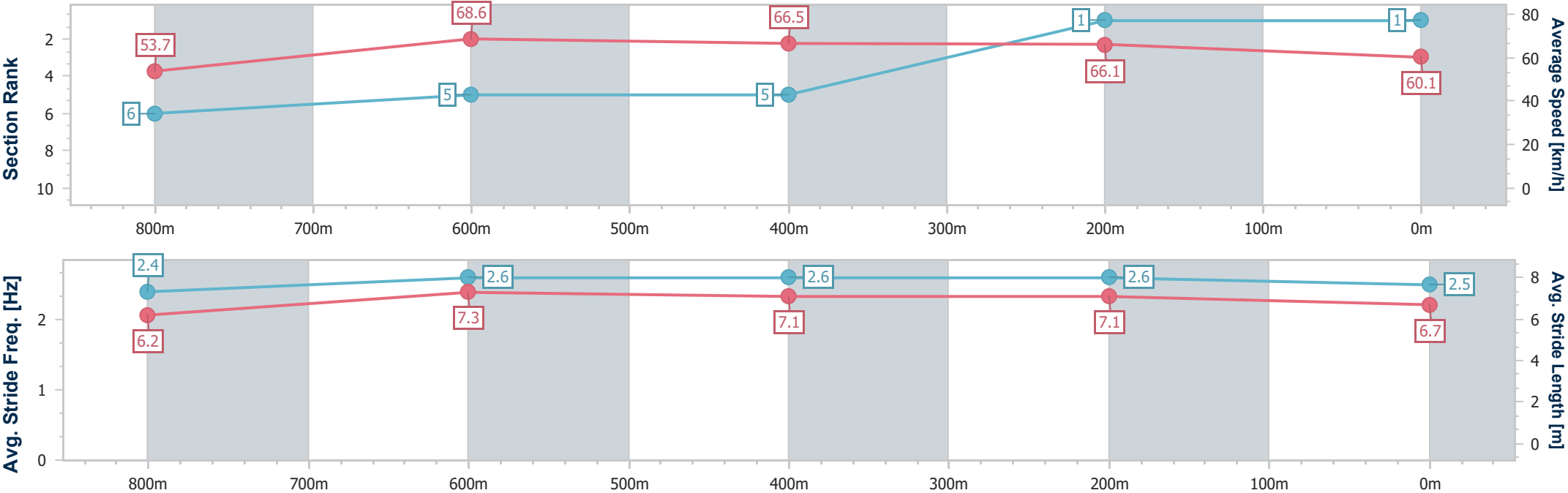
Horse/Jockey Name	Moonhaven
Final Rank	1
Fastest Section Time (Section)	0:10.53 (800m)
Top Speed [km/h] (Section)	69.7 (800m)
Race State	Finished



Eagle Farm Professional
Race 2: Racecourse Village BM78 Handicap - 1000m
14 February 2026 - 12:03
Track Rating: Soft 6, Weather: Overcast, Rail Position: +4m Entire



Section	Overall	800m	600m	400m	200m															
Section Times	0:57.66 [1] (0:13.46)	0:44.20 [6] (0:10.53)	0:33.67 [5] (0:10.80)	0:22.87 [5] (0:10.90)	0:11.97 [1] (0:11.97)															
Average Speed [km/h]	53.7	68.6	66.5	66.1	60.1															
Top Speed [km/h]	69.2	69.7	67.0	67.4	63.7															
Avg. Dist. to Rail [m]	2.3	0.3	0.6	2.8	3.0															
Avg. Stride Freq. [Hz]	2.4	2.6	2.6	2.6	2.5															
Avg. Stride Length [m]	6.2	7.3	7.1	7.1	6.7															





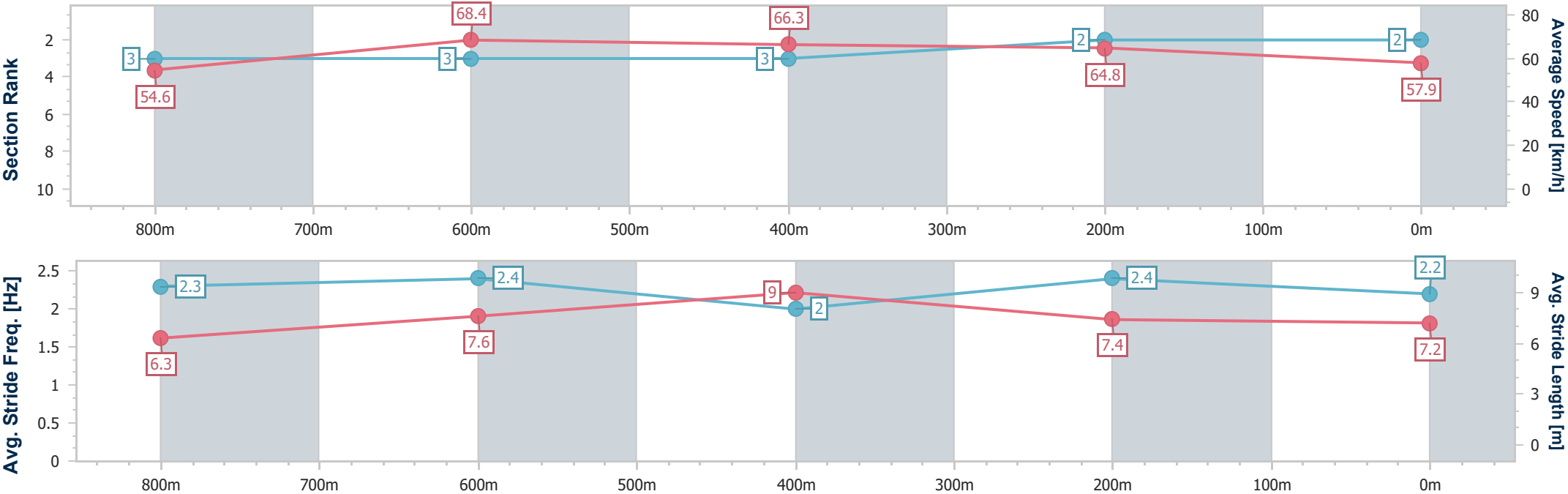
Horse/Jockey Name	Royal Commodore
Final Rank	2
Fastest Section Time (Section)	0:10.53 (800m)
Top Speed [km/h] (Section)	69.9 (Overall)
Race State	Finished



Eagle FarmProfessional
Race 2: Racecourse Village BM78 Handicap - 1000m
14 February 2026 - 12:03
Track Rating: Soft 6, Weather: Overcast, Rail Position: +4m Entire



Section	Overall	800m	600m	400m	200m														
Section Times	0:58.14 [2] (0:13.23)	0:44.91 [3] (0:10.53)	0:34.38 [3] (0:10.84)	0:23.54 [3] (0:11.13)	0:12.41 [2] (0:12.41)														
Average Speed [km/h]	54.6	68.4	66.3	64.8	57.9														
Top Speed [km/h]	69.9	69.5	67.1	66.1	61.9														
Avg. Dist. to Rail [m]	1.9	0.3	0.3	2.5	1.8														
Avg. Stride Freq. [Hz]	2.3	2.4	2.0	2.4	2.2														
Avg. Stride Length [m]	6.3	7.6	9.0	7.4	7.2														





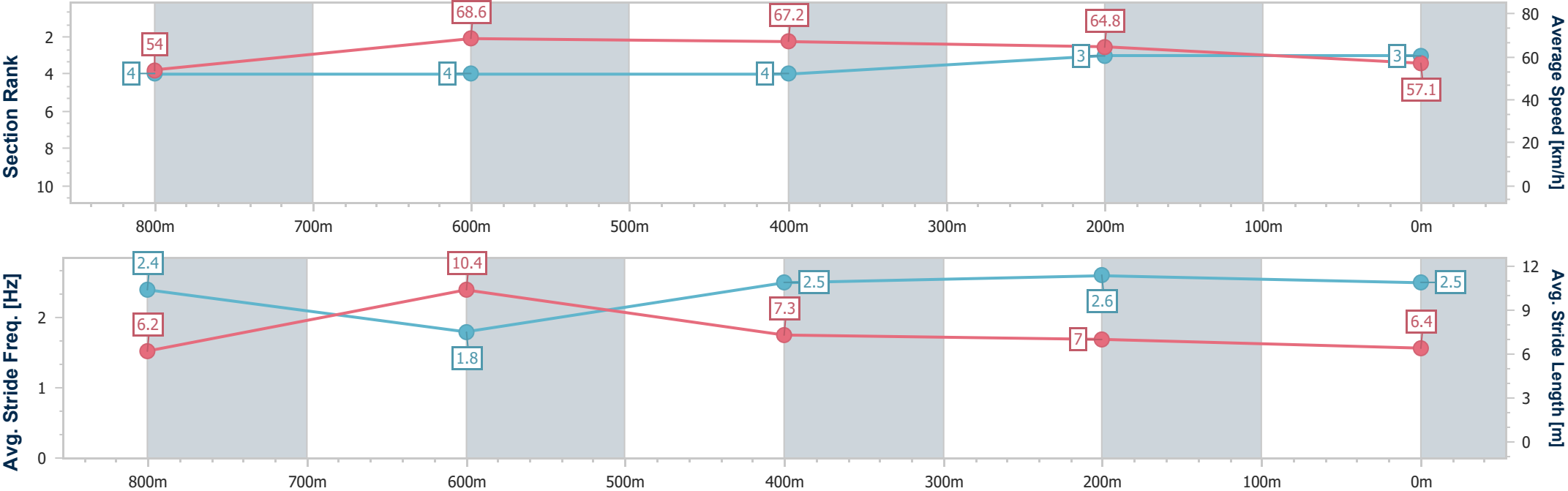
Horse/Jockey Name	Port Erin
Final Rank	3
Fastest Section Time (Section)	0:10.54 (800m)
Top Speed [km/h] (Section)	70.2 (800m)
Race State	Finished



Eagle Farm Professional
Race 2: Racecourse Village BM78 Handicap - 1000m
14 February 2026 - 12:03
Track Rating: Soft 6, Weather: Overcast, Rail Position: +4m Entire



Section	Overall	800m	600m	400m	200m															
Section Times	0:58.38 [3] (0:13.38)	0:45.00 [4] (0:10.54)	0:34.46 [4] (0:10.75)	0:23.71 [4] (0:11.08)	0:12.63 [3] (0:12.63)															
Average Speed [km/h]	54.0	68.6	67.2	64.8	57.1															
Top Speed [km/h]	69.4	70.2	67.5	67.3	62.2															
Avg. Dist. to Rail [m]	3.7	1.3	0.4	2.3	2.3															
Avg. Stride Freq. [Hz]	2.4	1.8	2.5	2.6	2.5															
Avg. Stride Length [m]	6.2	10.4	7.3	7.0	6.4															





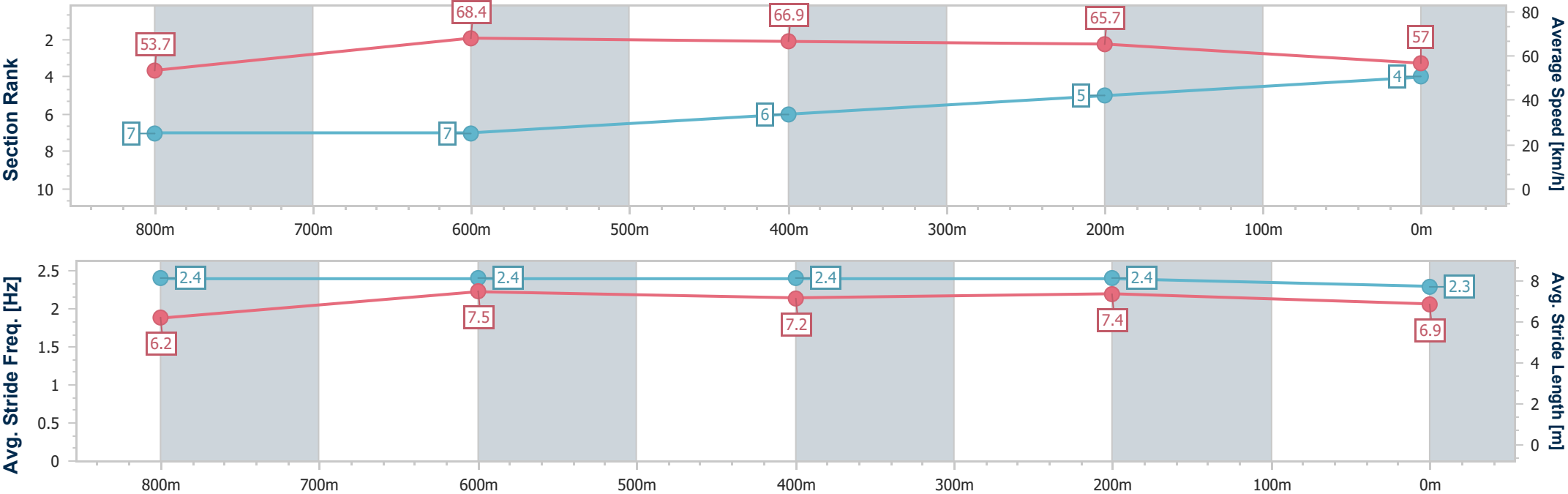
Horse/Jockey Name	Larado
Final Rank	4
Fastest Section Time (Section)	0:10.56 (800m)
Top Speed [km/h] (Section)	69.1 (800m)
Race State	Finished



Eagle Farm Professional
Race 2: Racecourse Village BM78 Handicap - 1000m
14 February 2026 - 12:03
Track Rating: Soft 6, Weather: Overcast, Rail Position: +4m Entire



Section	Overall	800m	600m	400m	200m														
Section Times	0:58.47 [4] (0:13.52)	0:44.95 [7] (0:10.56)	0:34.39 [7] (0:10.77)	0:23.62 [6] (0:10.98)	0:12.64 [5] (0:12.64)														
Average Speed [km/h]	53.7	68.4	66.9	65.7	57.0														
Top Speed [km/h]	68.5	69.1	67.9	67.9	62.3														
Avg. Dist. to Rail [m]	3.5	1.2	0.7	4.6	5.0														
Avg. Stride Freq. [Hz]	2.4	2.4	2.4	2.4	2.3														
Avg. Stride Length [m]	6.2	7.5	7.2	7.4	6.9														





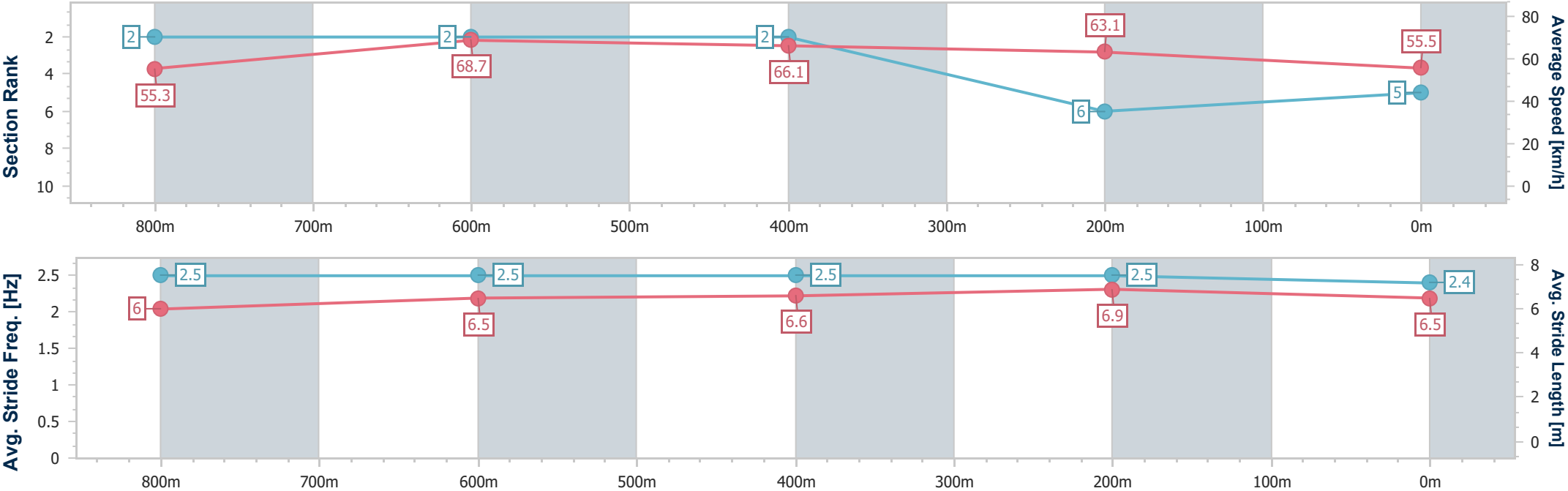
Horse/Jockey Name	Vindicta
Final Rank	5
Fastest Section Time (Section)	0:10.51 (800m)
Top Speed [km/h] (Section)	71.2 (Overall)
Race State	Finished



Eagle Farm Professional
Race 2: Racecourse Village BM78 Handicap - 1000m
14 February 2026 - 12:03
Track Rating: Soft 6, Weather: Overcast, Rail Position: +4m Entire



Section	Overall	800m	600m	400m	200m															
Section Times	0:58.90 [5] (0:13.14)	0:45.76 [2] (0:10.51)	0:35.25 [2] (0:10.88)	0:24.37 [2] (0:11.41)	0:12.96 [6] (0:12.96)															
Average Speed [km/h]	55.3	68.7	66.1	63.1	55.5															
Top Speed [km/h]	71.2	70.9	67.7	65.8	59.7															
Avg. Dist. to Rail [m]	5.7	0.3	0.6	3.6	3.9															
Avg. Stride Freq. [Hz]	2.5	2.5	2.5	2.5	2.4															
Avg. Stride Length [m]	6.0	6.5	6.6	6.9	6.5															





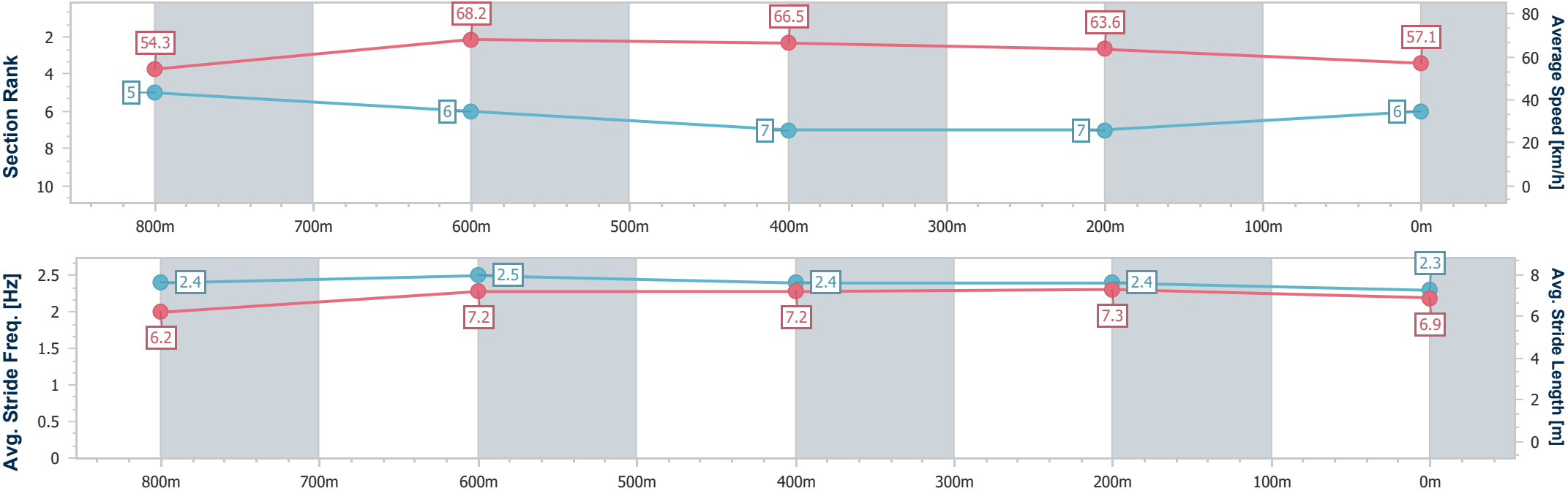
Horse/Jockey Name	Trapeze Warrior
Final Rank	6
Fastest Section Time (Section)	0:10.61 (800m)
Top Speed [km/h] (Section)	70.1 (Overall)
Race State	Finished



Eagle Farm Professional
Race 2: Racecourse Village BM78 Handicap - 1000m
14 February 2026 - 12:03
Track Rating: Soft 6, Weather: Overcast, Rail Position: +4m Entire



Section	Overall	800m	600m	400m	200m															
Section Times	0:58.91 [6] (0:13.45)	0:45.46 [5] (0:10.61)	0:34.85 [6] (0:10.93)	0:23.92 [7] (0:11.29)	0:12.63 [7] (0:12.63)															
Average Speed [km/h]	54.3	68.2	66.5	63.6	57.1															
Top Speed [km/h]	70.1	69.4	67.4	65.5	61.0															
Avg. Dist. to Rail [m]	6.8	1.5	1.4	4.8	5.5															
Avg. Stride Freq. [Hz]	2.4	2.5	2.4	2.4	2.3															
Avg. Stride Length [m]	6.2	7.2	7.2	7.3	6.9															





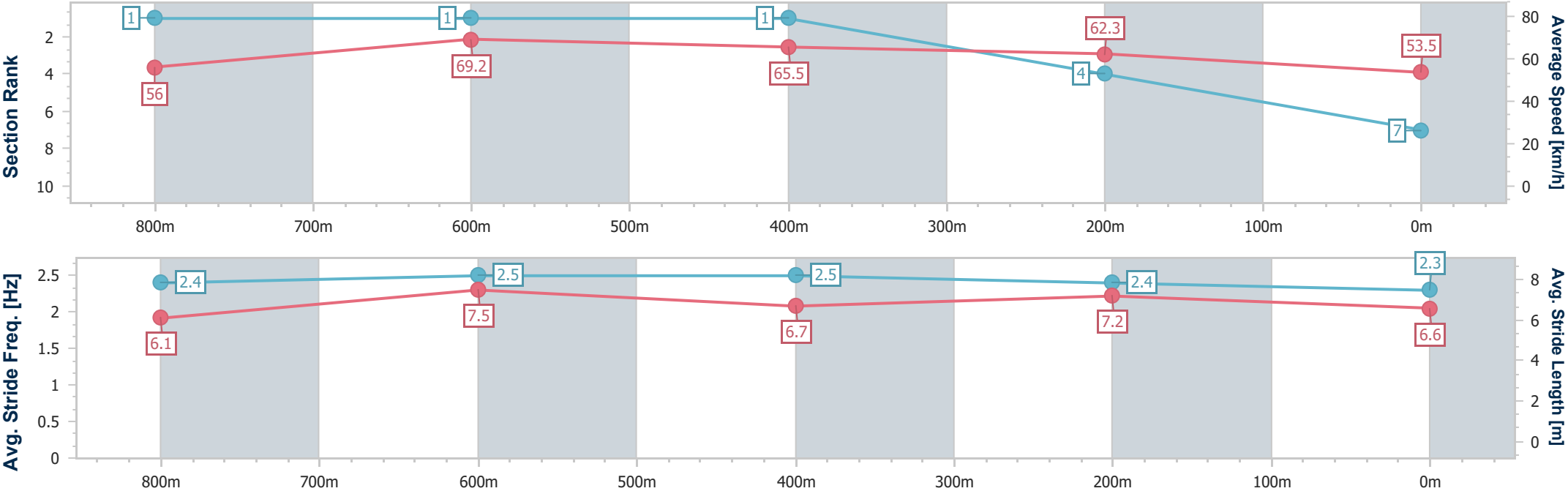
Horse/Jockey Name	Find Your Own
Final Rank	7
Fastest Section Time (Section)	0:10.40 (800m)
Top Speed [km/h] (Section)	71.2 (800m)
Race State	Finished



Eagle Farm Professional
Race 2: Racecourse Village BM78 Handicap - 1000m
14 February 2026 - 12:03
Track Rating: Soft 6, Weather: Overcast, Rail Position: +4m Entire



Section	Overall	800m	600m	400m	200m															
Section Times	0:59.19 [7] (0:12.89)	0:46.30 [1] (0:10.40)	0:35.90 [1] (0:10.93)	0:24.97 [1] (0:11.55)	0:13.42 [4] (0:13.42)															
Average Speed [km/h]	56.0	69.2	65.5	62.3	53.5															
Top Speed [km/h]	71.2	71.2	67.3	64.8	58.5															
Avg. Dist. to Rail [m]	0.7	0.2	0.6	0.3	0.7															
Avg. Stride Freq. [Hz]	2.4	2.5	2.5	2.4	2.3															
Avg. Stride Length [m]	6.1	7.5	6.7	7.2	6.6															





Eagle Farm Professional

Race 3: Ladbrokes Fast Payouts BM70 Handicap - 1820m

14 February 2026 - 12:39



BRISBANE
RACING CLUB

Track Rating: Soft 6, Weather: Overcast, Rail Position: +4m Entire

Section					Overall	1600m	1400m	1200m	1000m	800m	600m	Last 600m		
Field Times					1:52.15 (0:15.48)	1:36.67 (0:11.49)	1:25.18 (0:11.77)	1:13.41 (0:12.39)	1:01.02 (0:12.53)	0:48.49 (0:12.42)	0:36.07 (0:12.07)	0:36.07		
Rank	TAB	Horse/Jockey	Barrier	Top Speed [km/h]	Fastest Section									Distance Travelled [m]
1	2	DIAMOND EPIC	5	63.9	0:11.47	1:52.15 [1]	1:36.25 [6]	1:24.48 [6]	1:12.48 [6]	1:00.13 [6]	0:47.66 [6]	0:35.46 [6]	0:35.46	
		Corey Sutherland		400m	400m	(0:15.90)	(0:11.77)	(0:12.00)	(0:12.35)	(0:12.47)	(0:12.20)	(0:11.91)		
2	3	REZONE	2	63.6	0:11.58	1:52.26 [2]	1:36.60 [5]	1:24.83 [5]	1:12.86 [5]	1:00.53 [5]	0:48.02 [5]	0:35.78 [5]	0:35.78	+5
		Rob Thorburn		400m	400m	(0:15.66)	(0:11.77)	(0:11.97)	(0:12.33)	(0:12.51)	(0:12.24)	(0:11.85)		
3	8	CARACORON	1	62.9	0:11.62	1:52.79 [3]	1:37.30 [2]	1:25.68 [4]	1:13.74 [4]	1:01.40 [4]	0:48.94 [4]	0:36.50 [4]	0:36.50	-3
		Tahlia Fenlon		Overall	1600m	(0:15.49)	(0:11.62)	(0:11.94)	(0:12.34)	(0:12.46)	(0:12.44)	(0:12.01)		
4	7	LUTON HOO	4	64.6	0:11.39	1:52.83 [4]	1:37.22 [4]	1:25.83 [2]	1:14.09 [1]	1:01.70 [1]	0:49.15 [2]	0:36.68 [2]	0:36.68	+4
		Montana Philpot		1600m	1600m	(0:15.61)	(0:11.39)	(0:11.74)	(0:12.39)	(0:12.55)	(0:12.47)	(0:12.00)		
5	9	SIR BEVERIDGE	3	63.1	0:11.62	1:52.83 [5]	1:37.35 [1]	1:25.73 [3]	1:13.82 [3]	1:01.56 [3]	0:49.11 [3]	0:36.61 [3]	0:36.61	+5
		Jason Taylor		Overall	1600m	(0:15.48)	(0:11.62)	(0:11.91)	(0:12.26)	(0:12.45)	(0:12.50)	(0:12.01)		
6	6	ECLAIR AWESOME	6	64.3	0:11.47	1:53.80 [6]	1:38.30 [3]	1:26.83 [1]	1:14.93 [2]	1:02.59 [2]	0:50.14 [1]	0:37.72 [1]	0:37.72	+5
		Benjamin Osmond		1600m	1600m	(0:15.50)	(0:11.47)	(0:11.90)	(0:12.34)	(0:12.45)	(0:12.42)	(0:12.08)		

Scratched: Katdeel (#5), Livalittle (#1), Clyde (#4), La Rosetta (#10)



Eagle Farm Professional

Race 3: Ladbrokes Fast Payouts BM70 Handicap - 1820m

14 February 2026 - 12:39



BRISBANE
RACING CLUB

Track Rating: Soft 6, Weather: Overcast, Rail Position: +4m Entire

Section		400m		200m		Last 600m			
Field Times		0:24.00 (0:11.76)		0:12.24 (0:12.24)		0:36.07			
Rank	TAB Horse/Jockey	Barrier	Top Speed [km/h]	Fastest Section	Margin		Distance Travelled [m]		
1	2 DIAMOND EPIC Corey Sutherland	5	63.9 400m	0:11.47 400m	0:23.55 [6] (0:11.47)	0:12.08 [3] (0:12.08)	1:52.15	0:35.46	
2	3 REZONE Rob Thorburn	2	63.6 400m	0:11.58 400m	0:23.93 [5] (0:11.58)	0:12.35 [1] (0:12.35)	0.64L	0:35.78	+5
3	8 CARACORON Tahlia Fenlon	1	62.9 Overall	0:11.62 1600m	0:24.49 [4] (0:11.87)	0:12.62 [5] (0:12.62)	3.79L	0:36.50	-3
4	7 LUTON HOO Montana Philpot	4	64.6 1600m	0:11.39 1600m	0:24.68 [1] (0:11.90)	0:12.78 [2] (0:12.78)	4.01L	0:36.68	+4
5	9 SIR BEVERIDGE Jason Taylor	3	63.1 Overall	0:11.62 1600m	0:24.60 [3] (0:11.92)	0:12.68 [4] (0:12.68)	4.03L	0:36.61	+5
6	6 ECLAIR AWESOME Benjamin Osmond	6	64.3 1600m	0:11.47 1600m	0:25.64 [2] (0:12.05)	0:13.59 [6] (0:13.59)	9.74L	0:37.72	+5

Scratched: Katdeel (#5), Livalittle (#1), Clyde (#4), La Rosetta (#10)



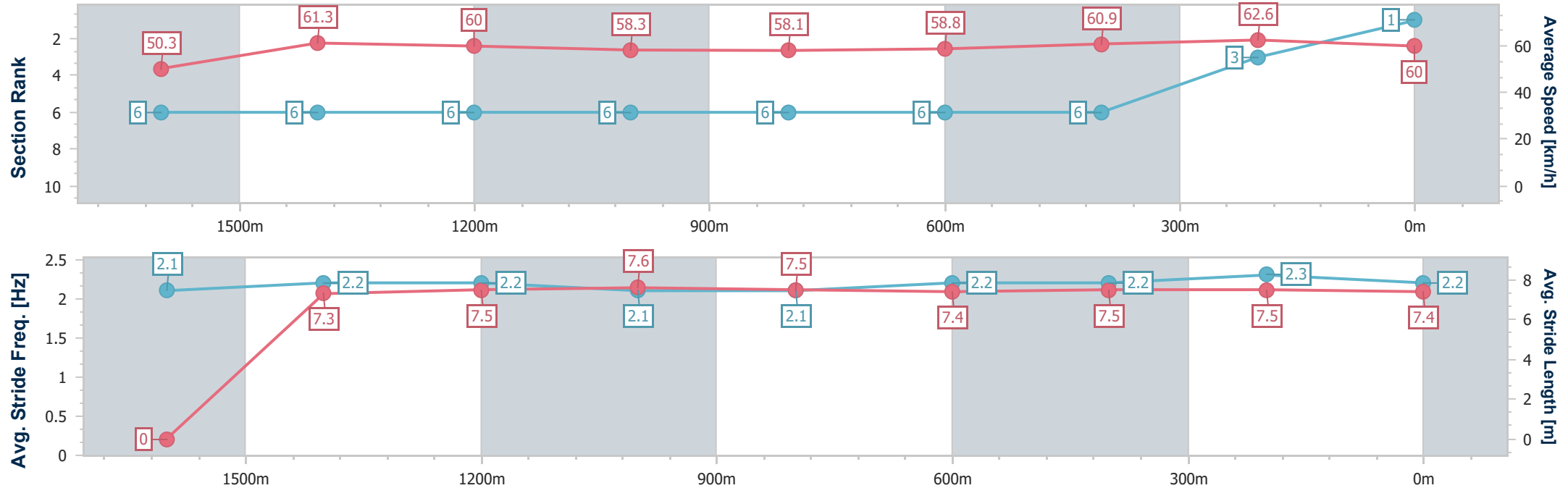
Horse/Jockey Name	Diamond Epic
Final Rank	1
Fastest Section Time (Section)	0:11.47 (400m)
Top Speed [km/h] (Section)	63.9 (400m)
Race State	Finished



Eagle Farm Professional
Race 3: Ladbrokes Fast Payouts BM70 Handicap - 1820m
14 February 2026 - 12:39
Track Rating: Soft 6, Weather: Overcast, Rail Position: +4m Entire



Section	Overall	1600m	1400m	1200m	1000m	800m	600m	400m	200m				
Section Times	1:52.15 [1] (0:15.90)	1:36.25 [6] (0:11.77)	1:24.48 [6] (0:12.00)	1:12.48 [6] (0:12.35)	1:00.13 [6] (0:12.47)	0:47.66 [6] (0:12.20)	0:35.46 [6] (0:11.91)	0:23.55 [6] (0:11.47)	0:12.08 [3] (0:12.08)				
Average Speed [km/h]	50.3	61.3	60.0	58.3	58.1	58.8	60.9	62.6	60.0				
Top Speed [km/h]	62.7	62.4	60.8	59.0	59.0	60.1	62.6	63.9	61.9				
Avg. Dist. to Rail [m]	3.9	1.3	1.0	1.3	0.8	0.2	0.7	3.3	3.0				
Avg. Stride Freq. [Hz]	2.1	2.2	2.2	2.1	2.1	2.2	2.2	2.3	2.2				
Avg. Stride Length [m]	--	7.3	7.5	7.6	7.5	7.4	7.5	7.5	7.4				



[] Ranking at each section and finish
- - - - No data available at this section
NA No data available



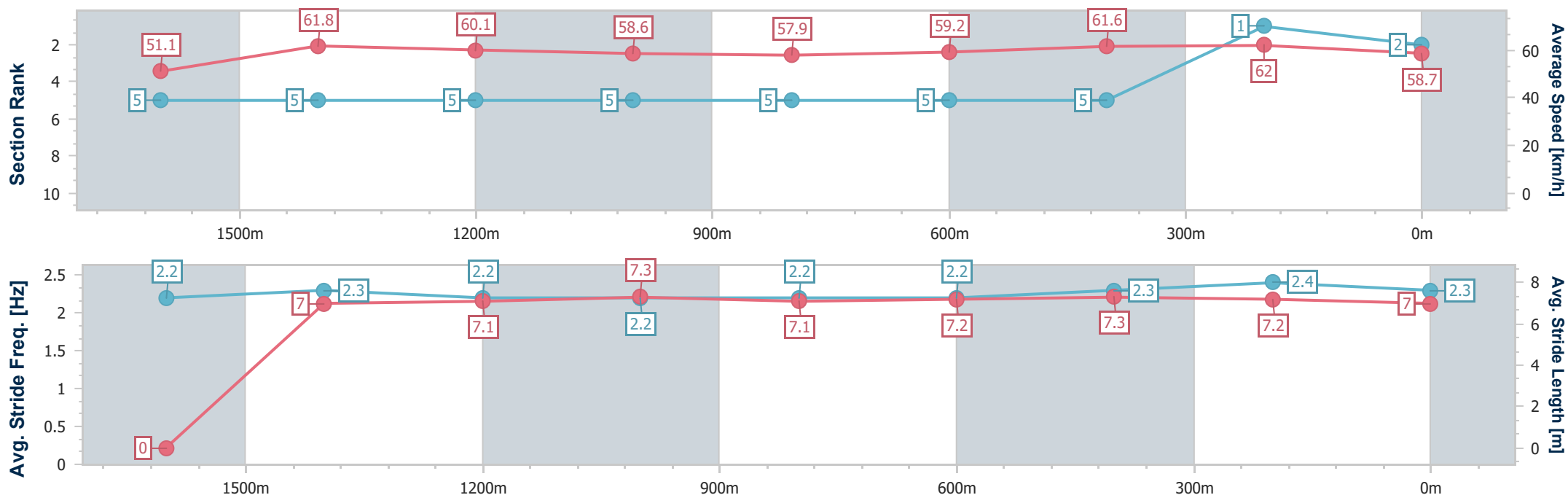
Horse/Jockey Name	Rezone
Final Rank	2
Fastest Section Time (Section)	0:11.58 (400m)
Top Speed [km/h] (Section)	63.6 (400m)
Race State	Finished



Eagle Farm Professional
Race 3: Ladbrokes Fast Payouts BM70 Handicap - 1820m
14 February 2026 - 12:39
Track Rating: Soft 6, Weather: Overcast, Rail Position: +4m Entire



Section	Overall	1600m	1400m	1200m	1000m	800m	600m	400m	200m				
Section Times	1:52.26 [2] (0:15.66)	1:36.60 [5] (0:11.77)	1:24.83 [5] (0:11.97)	1:12.86 [5] (0:12.33)	1:00.53 [5] (0:12.51)	0:48.02 [5] (0:12.24)	0:35.78 [5] (0:11.85)	0:23.93 [5] (0:11.58)	0:12.35 [1] (0:12.35)				
Average Speed [km/h]	51.1	61.8	60.1	58.6	57.9	59.2	61.6	62.0	58.7				
Top Speed [km/h]	63.3	63.0	61.6	59.8	59.3	62.0	63.4	63.6	60.4				
Avg. Dist. to Rail [m]	3.4	2.1	1.7	2.1	1.6	1.5	2.7	5.0	3.2				
Avg. Stride Freq. [Hz]	2.2	2.3	2.2	2.2	2.2	2.2	2.3	2.4	2.3				
Avg. Stride Length [m]	--	7.0	7.1	7.3	7.1	7.2	7.3	7.2	7.0				





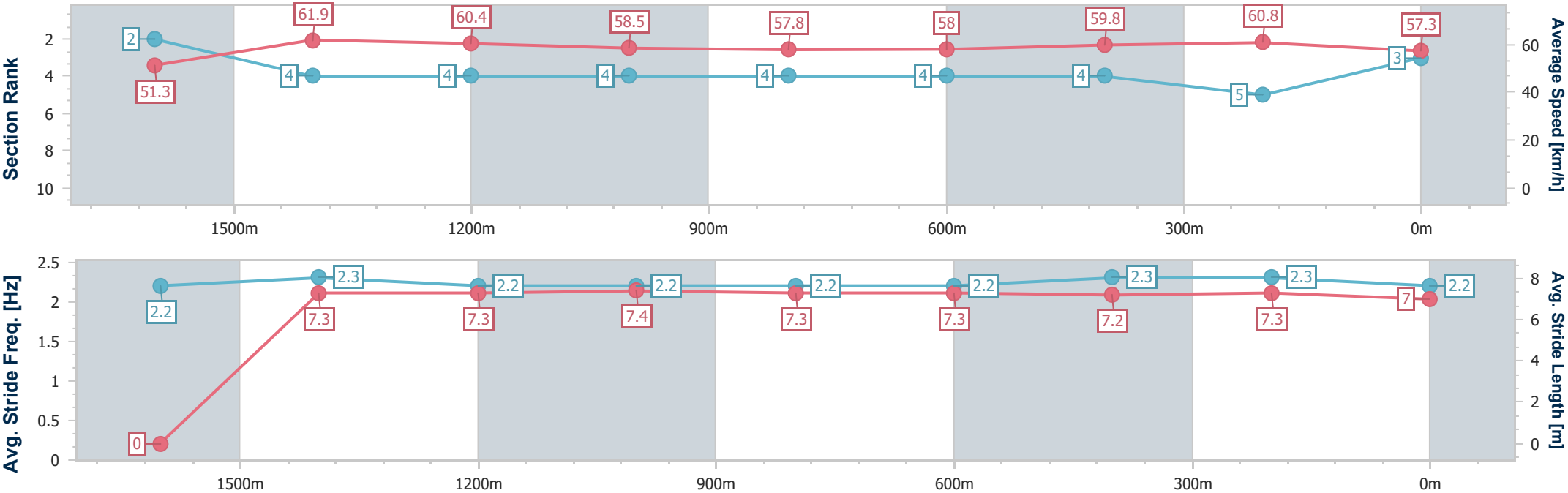
Horse/Jockey Name	Caracoron
Final Rank	3
Fastest Section Time (Section)	0:11.62 (1600m)
Top Speed [km/h] (Section)	62.9 (Overall)
Race State	Finished



Eagle Farm Professional
Race 3: Ladbrokes Fast Payouts BM70 Handicap - 1820m
14 February 2026 - 12:39
Track Rating: Soft 6, Weather: Overcast, Rail Position: +4m Entire



Section	Overall	1600m	1400m	1200m	1000m	800m	600m	400m	200m				
Section Times	1:52.79 [3] (0:15.49)	1:37.30 [2] (0:11.62)	1:25.68 [4] (0:11.94)	1:13.74 [4] (0:12.34)	1:01.40 [4] (0:12.46)	0:48.94 [4] (0:12.44)	0:36.50 [4] (0:12.01)	0:24.49 [4] (0:11.87)	0:12.62 [5] (0:12.62)				
Average Speed [km/h]	51.3	61.9	60.4	58.5	57.8	58.0	59.8	60.8	57.3				
Top Speed [km/h]	62.9	62.7	61.3	59.9	58.8	58.6	61.8	61.9	59.1				
Avg. Dist. to Rail [m]	1.8	0.8	0.8	1.4	0.8	0.2	0.3	1.6	1.1				
Avg. Stride Freq. [Hz]	2.2	2.3	2.2	2.2	2.2	2.2	2.3	2.3	2.2				
Avg. Stride Length [m]	--	7.3	7.3	7.4	7.3	7.3	7.2	7.3	7.0				





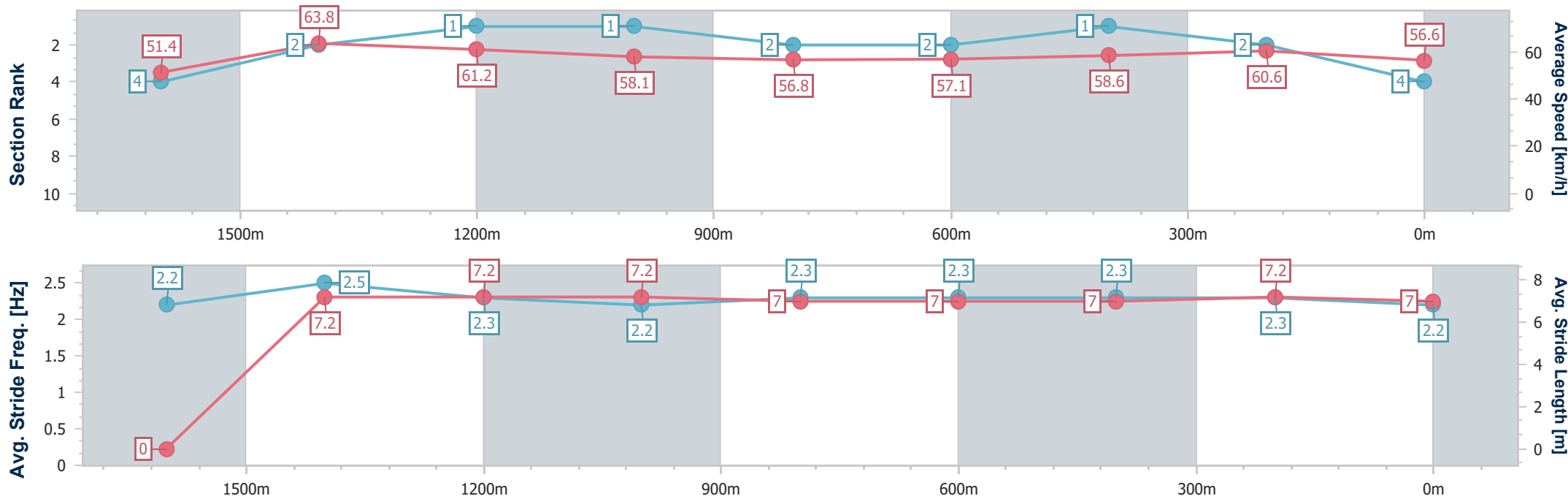
Horse/Jockey Name	Luton Hoo
Final Rank	4
Fastest Section Time (Section)	0:11.39 (1600m)
Top Speed [km/h] (Section)	64.6 (1600m)
Race State	Finished



Eagle Farm Professional
Race 3: Ladbrokes Fast Payouts BM70 Handicap - 1820m
14 February 2026 - 12:39
Track Rating: Soft 6, Weather: Overcast, Rail Position: +4m Entire



Section	Overall	1600m	1400m	1200m	1000m	800m	600m	400m	200m				
Section Times	1:52.83 [4] (0:15.61)	1:37.22 [4] (0:11.39)	1:25.83 [2] (0:11.74)	1:14.09 [1] (0:12.39)	1:01.70 [1] (0:12.55)	0:49.15 [2] (0:12.47)	0:36.68 [2] (0:12.00)	0:24.68 [1] (0:11.90)	0:12.78 [2] (0:12.78)				
Average Speed [km/h]	51.4	63.8	61.2	58.1	56.8	57.1	58.6	60.6	56.6				
Top Speed [km/h]	62.9	64.6	62.8	59.0	57.2	57.5	60.7	61.9	58.4				
Avg. Dist. to Rail [m]	4.8	1.6	1.8	1.2	1.7	2.4	4.2	2.0	0.7				
Avg. Stride Freq. [Hz]	2.2	2.5	2.3	2.2	2.3	2.3	2.3	2.3	2.2				
Avg. Stride Length [m]	--	7.2	7.2	7.2	7.0	7.0	7.0	7.2	7.0				





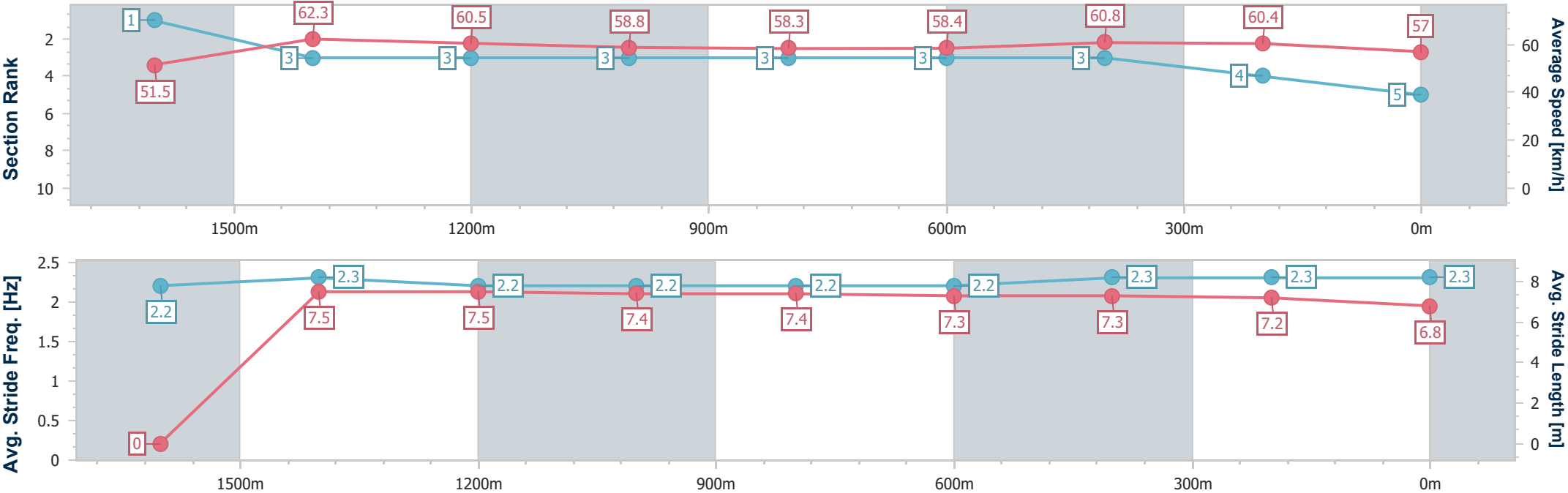
Horse/Jockey Name	Sir Beveridge
Final Rank	5
Fastest Section Time (Section)	0:11.62 (1600m)
Top Speed [km/h] (Section)	63.1 (Overall)
Race State	Finished



Eagle Farm Professional
Race 3: Ladbrokes Fast Payouts BM70 Handicap - 1820m
14 February 2026 - 12:39
Track Rating: Soft 6, Weather: Overcast, Rail Position: +4m Entire



Section	Overall	1600m	1400m	1200m	1000m	800m	600m	400m	200m				
Section Times	1:52.83 [5] (0:15.48)	1:37.35 [1] (0:11.62)	1:25.73 [3] (0:11.91)	1:13.82 [3] (0:12.26)	1:01.56 [3] (0:12.45)	0:49.11 [3] (0:12.50)	0:36.61 [3] (0:12.01)	0:24.60 [3] (0:11.92)	0:12.68 [4] (0:12.68)				
Average Speed [km/h]	51.5	62.3	60.5	58.8	58.3	58.4	60.8	60.4	57.0				
Top Speed [km/h]	63.1	62.8	61.7	59.8	59.3	59.1	62.3	62.1	58.6				
Avg. Dist. to Rail [m]	3.4	0.8	0.7	1.5	1.7	2.9	2.9	6.8	8.0				
Avg. Stride Freq. [Hz]	2.2	2.3	2.2	2.2	2.2	2.2	2.3	2.3	2.3				
Avg. Stride Length [m]	--	7.5	7.5	7.4	7.4	7.3	7.3	7.2	6.8				





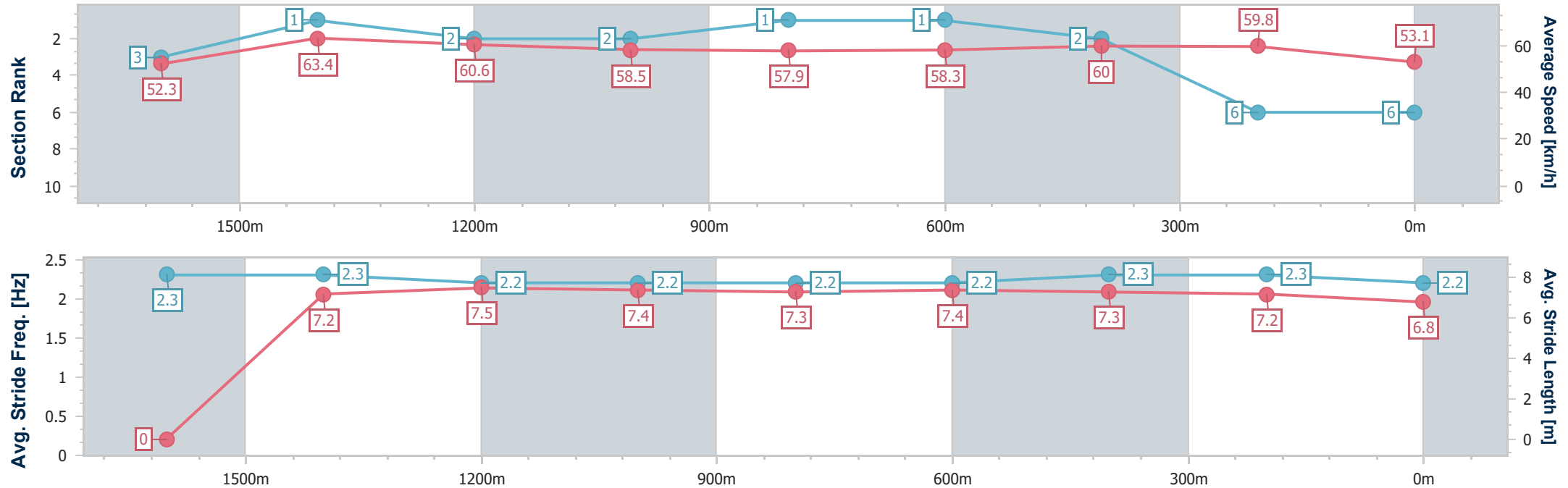
Horse/Jockey Name	Eclair Awesome
Final Rank	6
Fastest Section Time (Section)	0:11.47 (1600m)
Top Speed [km/h] (Section)	64.3 (1600m)
Race State	Finished



Eagle Farm Professional
Race 3: Ladbrokes Fast Payouts BM70 Handicap - 1820m
14 February 2026 - 12:39
Track Rating: Soft 6, Weather: Overcast, Rail Position: +4m Entire



Section	Overall	1600m	1400m	1200m	1000m	800m	600m	400m	200m				
Section Times	1:53.80 [6] (0:15.50)	1:38.30 [3] (0:11.47)	1:26.83 [1] (0:11.90)	1:14.93 [2] (0:12.34)	1:02.59 [2] (0:12.45)	0:50.14 [1] (0:12.42)	0:37.72 [1] (0:12.08)	0:25.64 [2] (0:12.05)	0:13.59 [6] (0:13.59)				
Average Speed [km/h]	52.3	63.4	60.6	58.5	57.9	58.3	60.0	59.8	53.1				
Top Speed [km/h]	63.6	64.3	63.0	59.6	58.5	58.8	61.5	61.9	57.0				
Avg. Dist. to Rail [m]	7.0	3.7	0.8	1.1	0.5	0.6	1.4	4.7	5.5				
Avg. Stride Freq. [Hz]	2.3	2.3	2.2	2.2	2.2	2.2	2.3	2.3	2.2				
Avg. Stride Length [m]	--	7.2	7.5	7.4	7.3	7.4	7.3	7.2	6.8				





Eagle Farm Professional

Race 4: Sky Racing BM70 Handicap - 1200m

14 February 2026 - 13:13



BRISBANE
RACING CLUB

Track Rating: Soft 6, Weather: Overcast, Rail Position: +4m Entire

Section						Overall	1000m	800m	600m	400m	200m	Last 600m	
Field Times						1:11.25 (0:13.61)	0:57.64 (0:10.83)	0:46.81 (0:11.23)	0:35.58 (0:11.69)	0:23.89 (0:11.56)	0:12.33 (0:12.33)	0:35.58	
Rank	TAB	Horse/Jockey	Barrier	Top Speed [km/h]	Fastest Section							Margin	Distance Travelled [m]
1	12	SAVAGERY VIBE	5	66.4	0:11.13	1:11.25 [1]	0:57.12 [9]	0:45.87 [10]	0:34.61 [9]	0:23.48 [5]	0:12.16 [5]	1:11.25	0:34.61
		Ryan Maloney		1000m	600m	(0:14.13)	(0:11.25)	(0:11.26)	(0:11.13)	(0:11.32)	(0:12.16)		
2	6	CHEVAL CHIC	9	66.2	0:11.10	1:11.33 [2]	0:56.97 [11]	0:45.87 [11]	0:34.62 [11]	0:23.42 [9]	0:12.06 [8]	0.51L	0:34.62 -5
		Jasper Franklin		1000m	1000m	(0:14.36)	(0:11.10)	(0:11.25)	(0:11.20)	(0:11.36)	(0:12.06)		
3	8	ENTERPRISE ATTACK	1	66.5	0:11.08	1:11.34 [3]	0:57.73 [1]	0:46.65 [2]	0:35.28 [3]	0:23.87 [3]	0:12.34 [3]	0.56L	0:35.28 -8
		Rob Thorburn		Overall	1000m	(0:13.61)	(0:11.08)	(0:11.37)	(0:11.41)	(0:11.53)	(0:12.34)		
4	4	BLUE SPINEL	10	67.3	0:11.05	1:11.62 [4]	0:57.39 [10]	0:46.34 [8]	0:35.03 [8]	0:23.83 [7]	0:12.70 [1]	2.22L	0:35.03 +3
		Ben Thompson		1000m	1000m	(0:14.23)	(0:11.05)	(0:11.31)	(0:11.20)	(0:11.13)	(0:12.70)		
5	11	APOLLO TEN	2	66.9	0:10.96	1:11.63 [5]	0:57.71 [6]	0:46.75 [4]	0:35.26 [4]	0:23.83 [8]	0:12.35 [9]	2.24L	0:35.26 -3
		Corey Sutherland		1000m	1000m	(0:13.92)	(0:10.96)	(0:11.49)	(0:11.43)	(0:11.48)	(0:12.35)		
6	9	JUST PRECIOUS	6	65.8	0:10.84	1:11.77 [6]	0:57.71 [8]	0:46.45 [9]	0:35.07 [10]	0:24.23 [4]	0:12.81 [2]	3.1L	0:35.07 -8
		Benjamin Osmond		1000m	600m	(0:14.06)	(0:11.26)	(0:11.38)	(0:10.84)	(0:11.42)	(0:12.81)		
7	13	LUNAR EIGHT	4	66.5	0:11.02	1:11.98 [7]	0:58.26 [3]	0:47.24 [3]	0:35.98 [2]	0:24.54 [2]	0:12.95 [4]	4.3L	0:35.98 -1
		Andrew Mallyon		1000m	1000m	(0:13.72)	(0:11.02)	(0:11.26)	(0:11.44)	(0:11.59)	(0:12.95)		
8	7	DREAM LANTERN	3	66.5	0:11.08	1:12.08 [8]	0:58.09 [7]	0:47.01 [6]	0:35.64 [5]	0:24.30 [6]	0:12.81 [7]	4.93L	0:35.64 +1
		Vlad Duric		1000m	1000m	(0:13.99)	(0:11.08)	(0:11.37)	(0:11.34)	(0:11.49)	(0:12.81)		
9	2	SUPERALLOY	11	66.6	0:11.27	1:12.20 [9]	0:58.38 [5]	0:47.11 [7]	0:35.75 [6]	0:24.26 [10]	0:12.65 [10]	5.6L	0:35.75 +4
		Montana Philpot		1000m	1000m	(0:13.82)	(0:11.27)	(0:11.36)	(0:11.49)	(0:11.61)	(0:12.65)		
10	10	THAT'S AN EXTRA	7	68.1	0:10.77	1:12.40 [10]	0:58.73 [2]	0:47.96 [1]	0:36.73 [1]	0:25.04 [1]	0:13.25 [6]	6.77L	0:36.73 -3
		Les Tilley		1000m	1000m	(0:13.67)	(0:10.77)	(0:11.23)	(0:11.69)	(0:11.79)	(0:13.25)		

Scratched: Stanislaus (#1), Majestic Boom (#5), Mr Wandji (#14)

Report Created: Sat 14 February 2026 13:37 GMT+ (Note: Timing is based on position data)

Page 1/13

[] Ranking at each section and finish
-:-:- No data available at this section
NA No data available

SCN Saddle cloth number
DNF Did not finish
DNT Did not track

data processed by  TRIPLESDATA



Eagle Farm Professional

Race 4: Sky Racing BM70 Handicap - 1200m

14 February 2026 - 13:13



BRISBANE
RACING CLUB

Track Rating: Soft 6, Weather: Overcast, Rail Position: +4m Entire

Section						Overall	1000m	800m	600m	400m	200m	Last 600m		
Field Times						1:11.25 (0:13.61)	0:57.64 (0:10.83)	0:46.81 (0:11.23)	0:35.58 (0:11.69)	0:23.89 (0:11.56)	0:12.33 (0:12.33)	0:35.58		
Rank	TAB	Horse/Jockey	Barrier	Top Speed [km/h]	Fastest Section							Margin	Distance Travelled [m]	
11	3	RUNWITHTHETIDE	8	66.5	0:11.26	1:12.49 [11]	0:58.68 [4]	0:47.42 [5]	0:35.93 [7]	0:24.26 [11]	0:12.71 [11]	7.29L	0:35.93	-5
		Daniel Moor		1000m	1000m	(0:13.81)	(0:11.26)	(0:11.49)	(0:11.67)	(0:11.55)	(0:12.71)			

Scratched: Stanislaus (#1), Majestic Boom (#5), Mr Wandji (#14)



Horse/Jockey Name	Savagery Vibe
Final Rank	1
Fastest Section Time (Section)	0:11.13 (600m)
Top Speed [km/h] (Section)	66.4 (1000m)
Race State	Finished

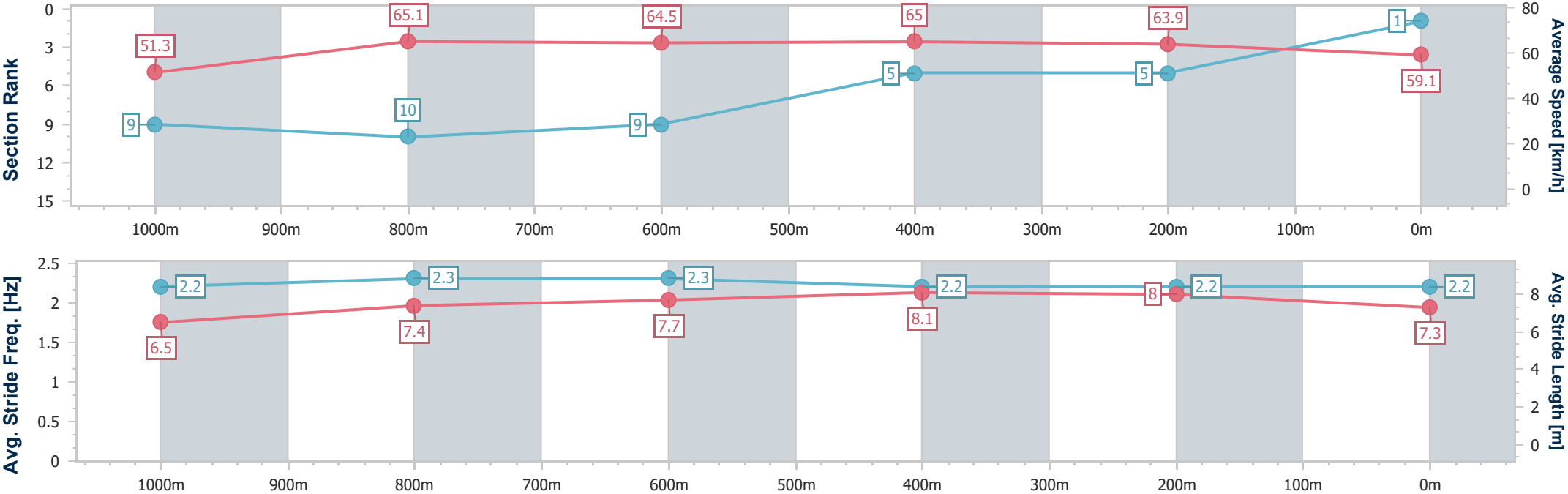


Eagle FarmProfessional
Race 4: Sky Racing BM70 Handicap - 1200m
14 February 2026 - 13:13
Track Rating: Soft 6, Weather: Overcast, Rail Position: +4m Entire



BRISBANE
RACING CLUB

Section	Overall	1000m	800m	600m	400m	200m								
Section Times	1:11.25 [1] (0:14.13)	0:57.12 [9] (0:11.25)	0:45.87 [10] (0:11.26)	0:34.61 [9] (0:11.13)	0:23.48 [5] (0:11.32)	0:12.16 [5] (0:12.16)								
Average Speed [km/h]	51.3	65.1	64.5	65.0	63.9	59.1								
Top Speed [km/h]	63.3	66.4	66.1	66.0	64.8	62.4								
Avg. Dist. to Rail [m]	4.4	3.8	2.0	1.8	5.9	7.0								
Avg. Stride Freq. [Hz]	2.2	2.3	2.3	2.2	2.2	2.2								
Avg. Stride Length [m]	6.5	7.4	7.7	8.1	8.0	7.3								





Horse/Jockey Name	Cheval Chic
Final Rank	2
Fastest Section Time (Section)	0:11.10 (1000m)
Top Speed [km/h] (Section)	66.2 (1000m)
Race State	Finished

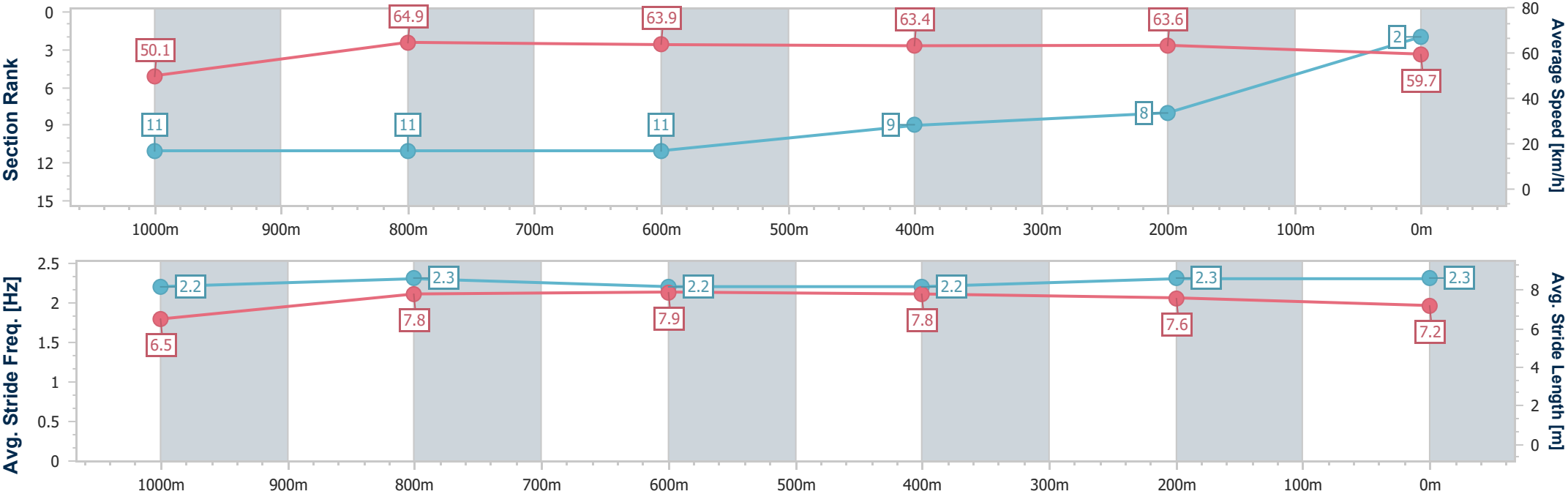


Eagle Farm Professional
Race 4: Sky Racing BM70 Handicap - 1200m
14 February 2026 - 13:13
Track Rating: Soft 6, Weather: Overcast, Rail Position: +4m Entire



BRISBANE
RACING CLUB

Section	Overall	1000m	800m	600m	400m	200m								
Section Times	1:11.33 [2] (0:14.36)	0:56.97 [11] (0:11.10)	0:45.87 [11] (0:11.25)	0:34.62 [11] (0:11.20)	0:23.42 [9] (0:11.36)	0:12.06 [8] (0:12.06)								
Average Speed [km/h]	50.1	64.9	63.9	63.4	63.6	59.7								
Top Speed [km/h]	66.2	66.2	64.9	63.9	64.7	62.6								
Avg. Dist. to Rail [m]	5.4	0.2	1.0	1.9	1.1	1.7								
Avg. Stride Freq. [Hz]	2.2	2.3	2.2	2.2	2.3	2.3								
Avg. Stride Length [m]	6.5	7.8	7.9	7.8	7.6	7.2								





Horse/Jockey Name	Enterprise Attack
Final Rank	3
Fastest Section Time (Section)	0:11.08 (1000m)
Top Speed [km/h] (Section)	66.5 (Overall)
Race State	Finished

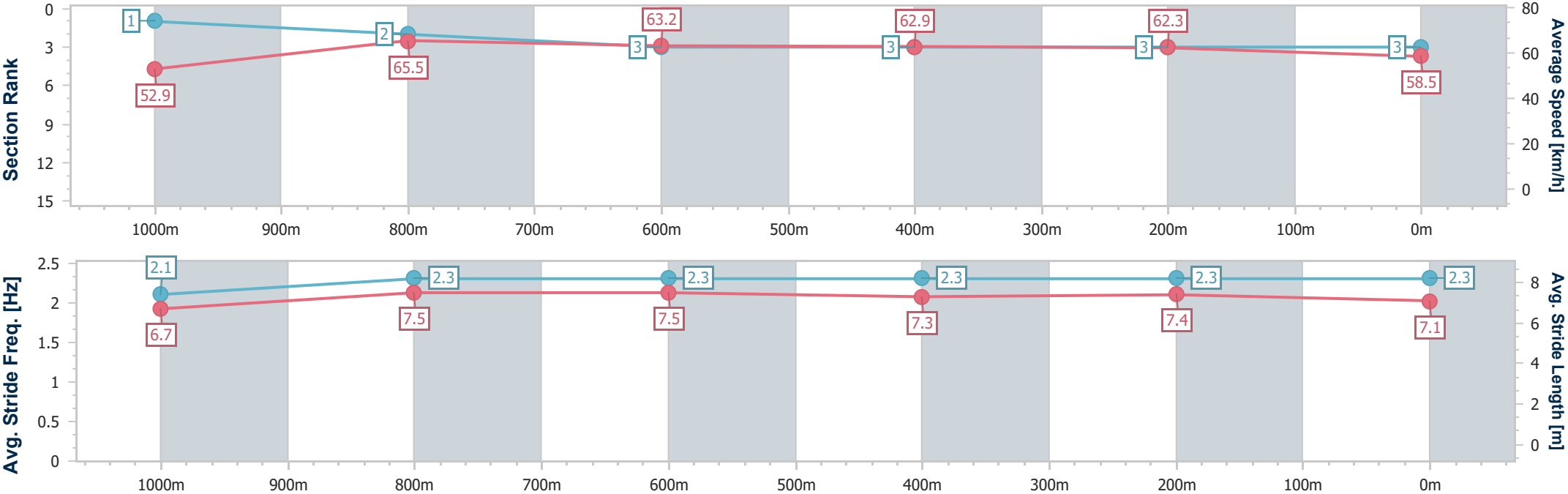


Eagle Farm Professional
Race 4: Sky Racing BM70 Handicap - 1200m
14 February 2026 - 13:13
Track Rating: Soft 6, Weather: Overcast, Rail Position: +4m Entire



BRISBANE
RACING CLUB

Section	Overall	1000m	800m	600m	400m	200m							
Section Times	1:11.34 [3] (0:13.61)	0:57.73 [1] (0:11.08)	0:46.65 [2] (0:11.37)	0:35.28 [3] (0:11.41)	0:23.87 [3] (0:11.53)	0:12.34 [3] (0:12.34)							
Average Speed [km/h]	52.9	65.5	63.2	62.9	62.3	58.5							
Top Speed [km/h]	66.5	66.5	64.5	63.6	63.2	61.0							
Avg. Dist. to Rail [m]	1.7	1.5	0.5	1.4	2.3	3.2							
Avg. Stride Freq. [Hz]	2.1	2.3	2.3	2.3	2.3	2.3							
Avg. Stride Length [m]	6.7	7.5	7.5	7.3	7.4	7.1							



[] Ranking at each section and finish
- - - - No data available at this section
NA No data available



Horse/Jockey Name	Blue Spinel
Final Rank	4
Fastest Section Time (Section)	0:11.05 (1000m)
Top Speed [km/h] (Section)	67.3 (1000m)
Race State	Finished

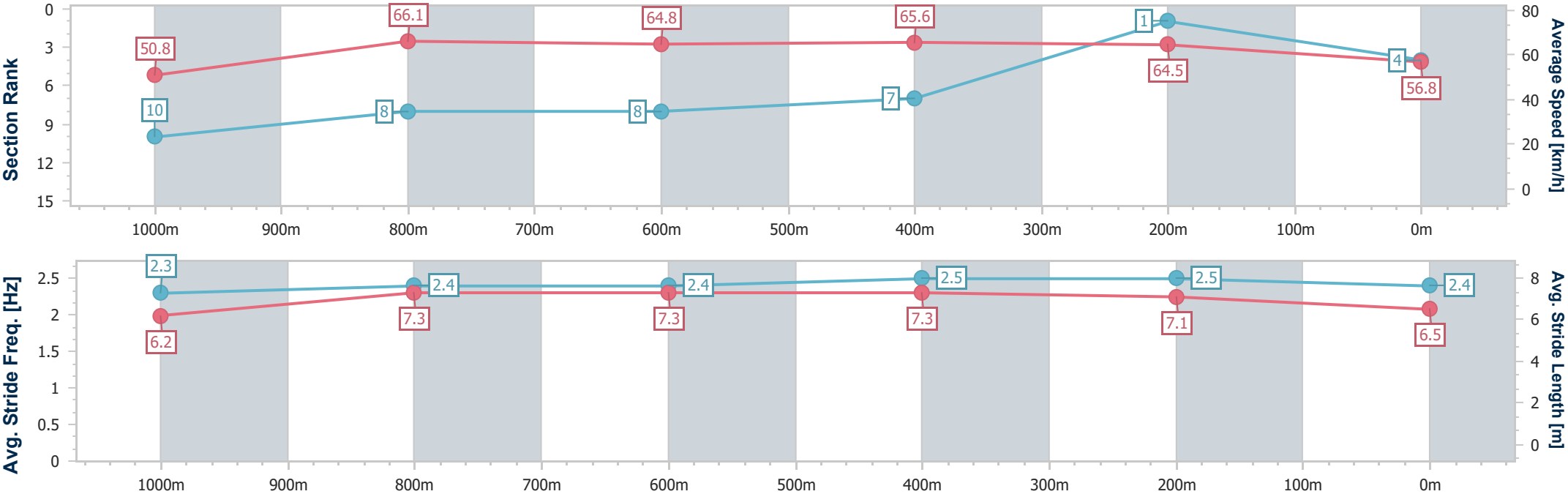


Eagle Farm Professional
Race 4: Sky Racing BM70 Handicap - 1200m
14 February 2026 - 13:13
Track Rating: Soft 6, Weather: Overcast, Rail Position: +4m Entire



BRISBANE
RACING CLUB

Section	Overall	1000m	800m	600m	400m	200m								
Section Times	1:11.62 [4] (0:14.23)	0:57.39 [10] (0:11.05)	0:46.34 [8] (0:11.31)	0:35.03 [8] (0:11.20)	0:23.83 [7] (0:11.13)	0:12.70 [1] (0:12.70)								
Average Speed [km/h]	50.8	66.1	64.8	65.6	64.5	56.8								
Top Speed [km/h]	63.6	67.3	65.7	66.2	66.1	61.9								
Avg. Dist. to Rail [m]	7.4	3.5	3.0	4.5	11.4	11.1								
Avg. Stride Freq. [Hz]	2.3	2.4	2.4	2.5	2.5	2.4								
Avg. Stride Length [m]	6.2	7.3	7.3	7.3	7.1	6.5								





Horse/Jockey Name	Apollo Ten
Final Rank	5
Fastest Section Time (Section)	0:10.96 (1000m)
Top Speed [km/h] (Section)	66.9 (1000m)
Race State	Finished

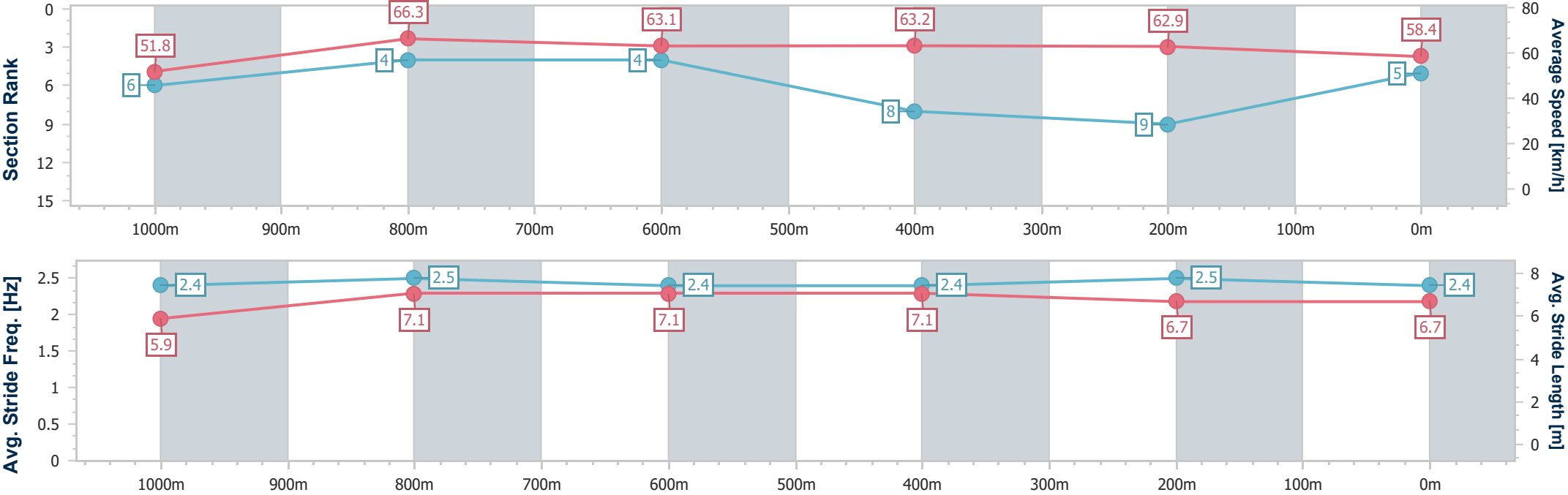


Eagle Farm Professional
Race 4: Sky Racing BM70 Handicap - 1200m
14 February 2026 - 13:13
Track Rating: Soft 6, Weather: Overcast, Rail Position: +4m Entire



BRISBANE
RACING CLUB

Section	Overall	1000m	800m	600m	400m	200m							
Section Times	1:11.63 [5] (0:13.92)	0:57.71 [6] (0:10.96)	0:46.75 [4] (0:11.49)	0:35.26 [4] (0:11.43)	0:23.83 [8] (0:11.48)	0:12.35 [9] (0:12.35)							
Average Speed [km/h]	51.8	66.3	63.1	63.2	62.9	58.4							
Top Speed [km/h]	66.5	66.9	64.6	64.2	64.5	61.3							
Avg. Dist. to Rail [m]	1.4	1.5	1.9	0.9	4.1	5.6							
Avg. Stride Freq. [Hz]	2.4	2.5	2.4	2.4	2.5	2.4							
Avg. Stride Length [m]	5.9	7.1	7.1	7.1	6.7	6.7							





Horse/Jockey Name	Just Precious
Final Rank	6
Fastest Section Time (Section)	0:10.84 (600m)
Top Speed [km/h] (Section)	65.8 (1000m)
Race State	Finished

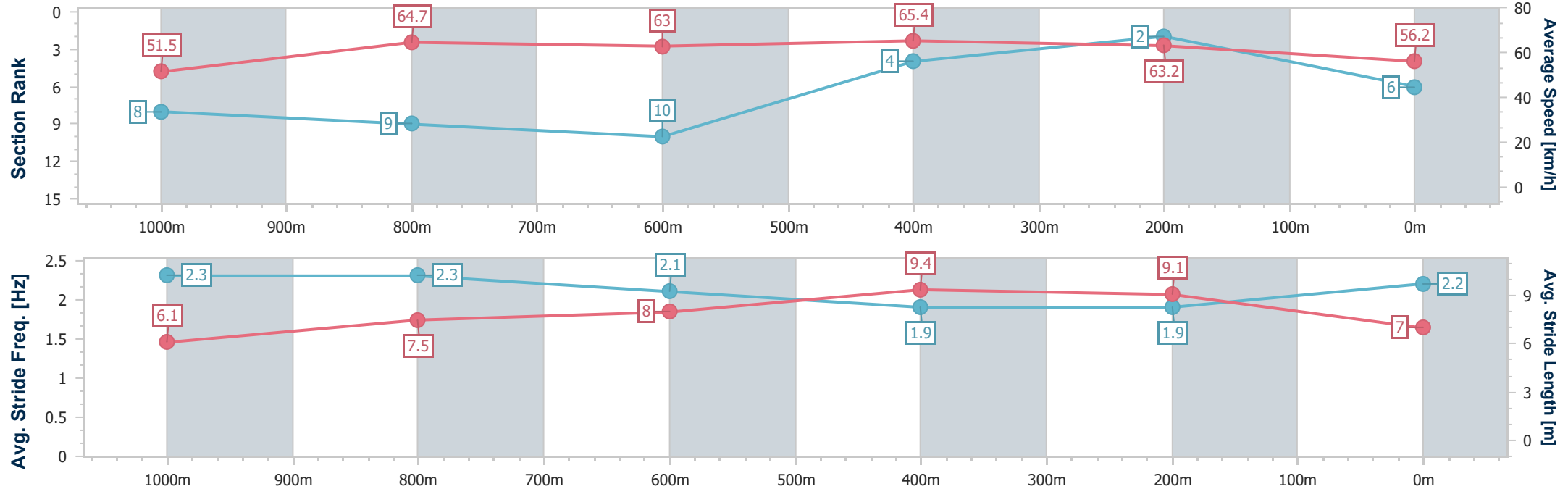


Eagle Farm Professional
Race 4: Sky Racing BM70 Handicap - 1200m
14 February 2026 - 13:13
Track Rating: Soft 6, Weather: Overcast, Rail Position: +4m Entire



BRISBANE
RACING CLUB

Section	Overall	1000m	800m	600m	400m	200m								
Section Times	1:11.77 [6] (0:14.06)	0:57.71 [8] (0:11.26)	0:46.45 [9] (0:11.38)	0:35.07 [10] (0:10.84)	0:24.23 [4] (0:11.42)	0:12.81 [2] (0:12.81)								
Average Speed [km/h]	51.5	64.7	63.0	65.4	63.2	56.2								
Top Speed [km/h]	65.8	65.8	64.1	65.8	65.1	60.5								
Avg. Dist. to Rail [m]	5.2	2.6	0.9	2.9	3.2	4.7								
Avg. Stride Freq. [Hz]	2.3	2.3	2.1	1.9	1.9	2.2								
Avg. Stride Length [m]	6.1	7.5	8.0	9.4	9.1	7.0								





Horse/Jockey Name	Lunar Eight
Final Rank	7
Fastest Section Time (Section)	0:11.02 (1000m)
Top Speed [km/h] (Section)	66.5 (1000m)
Race State	Finished

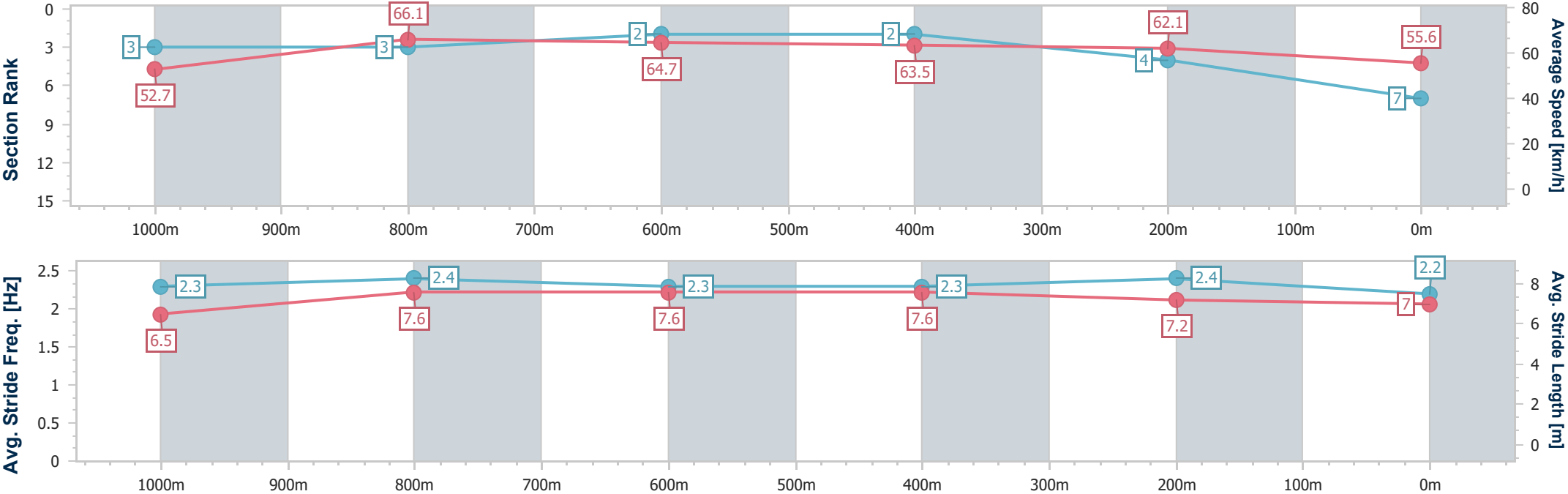


Eagle Farm Professional
Race 4: Sky Racing BM70 Handicap - 1200m
14 February 2026 - 13:13
Track Rating: Soft 6, Weather: Overcast, Rail Position: +4m Entire



BRISBANE
RACING CLUB

Section	Overall	1000m	800m	600m	400m	200m								
Section Times	1:11.98 [7] (0:13.72)	0:58.26 [3] (0:11.02)	0:47.24 [3] (0:11.26)	0:35.98 [2] (0:11.44)	0:24.54 [2] (0:11.59)	0:12.95 [4]								
Average Speed [km/h]	52.7	66.1	64.7	63.5	62.1	55.6								
Top Speed [km/h]	66.0	66.5	65.9	63.9	64.2	59.7								
Avg. Dist. to Rail [m]	3.7	3.0	2.2	1.6	6.1	7.9								
Avg. Stride Freq. [Hz]	2.3	2.4	2.3	2.3	2.4	2.2								
Avg. Stride Length [m]	6.5	7.6	7.6	7.6	7.2	7.0								





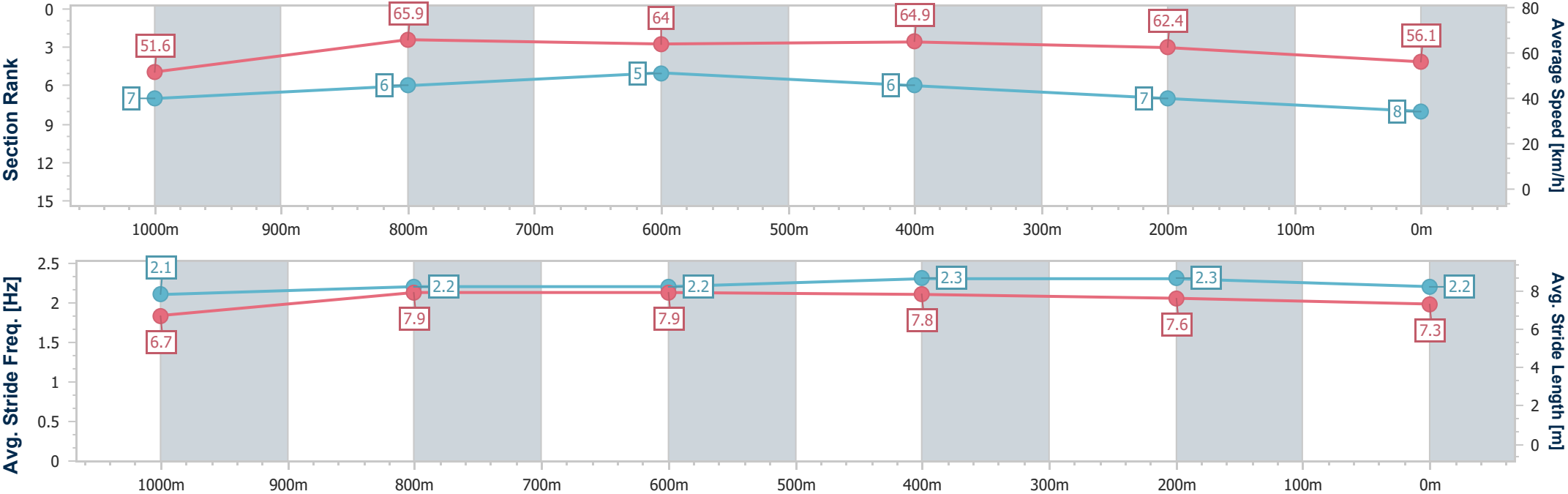
Horse/Jockey Name	Dream Lantern
Final Rank	8
Fastest Section Time (Section)	0:11.08 (1000m)
Top Speed [km/h] (Section)	66.5 (1000m)
Race State	Finished



Eagle Farm Professional
Race 4: Sky Racing BM70 Handicap - 1200m
14 February 2026 - 13:13
Track Rating: Soft 6, Weather: Overcast, Rail Position: +4m Entire



Section	Overall	1000m	800m	600m	400m	200m							
Section Times	1:12.08 [8] (0:13.99)	0:58.09 [7] (0:11.08)	0:47.01 [6] (0:11.37)	0:35.64 [5] (0:11.34)	0:24.30 [6] (0:11.49)	0:12.81 [7] (0:12.81)							
Average Speed [km/h]	51.6	65.9	64.0	64.9	62.4	56.1							
Top Speed [km/h]	65.4	66.5	65.8	65.5	64.8	60.0							
Avg. Dist. to Rail [m]	2.2	2.9	2.9	3.8	9.4	11.4							
Avg. Stride Freq. [Hz]	2.1	2.2	2.2	2.3	2.3	2.2							
Avg. Stride Length [m]	6.7	7.9	7.9	7.8	7.6	7.3							



[] Ranking at each section and finish
- - - - No data available at this section
NA No data available



Horse/Jockey Name	Superalloy
Final Rank	9
Fastest Section Time (Section)	0:11.27 (1000m)
Top Speed [km/h] (Section)	66.6 (1000m)
Race State	Finished

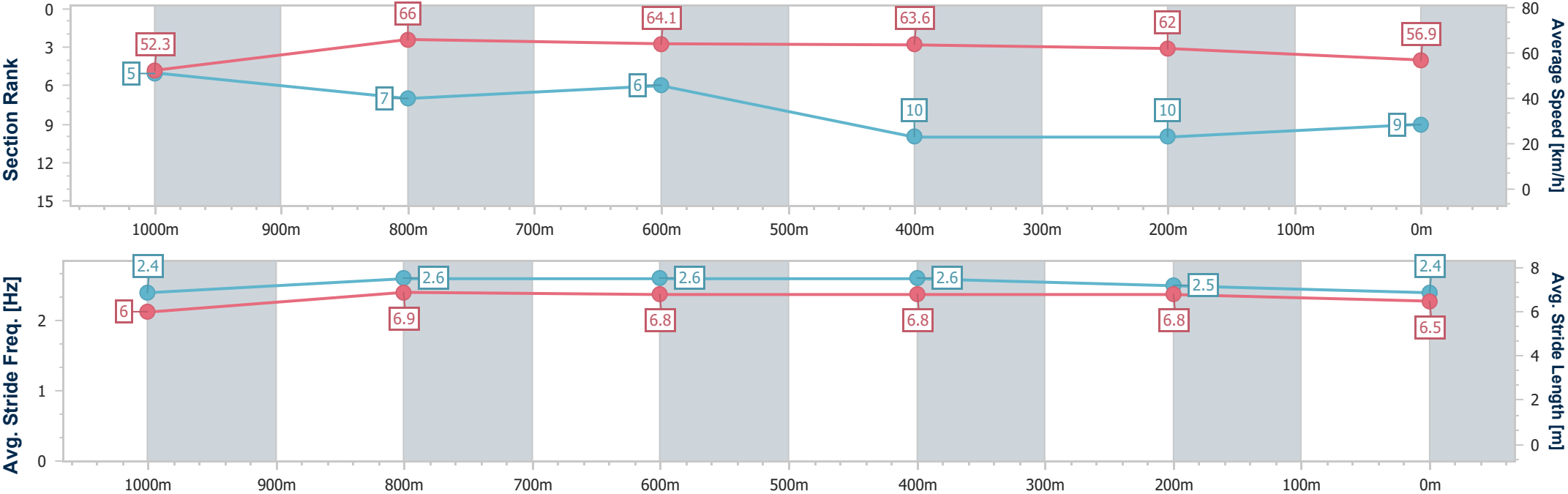


Eagle Farm Professional
Race 4: Sky Racing BM70 Handicap - 1200m
14 February 2026 - 13:13
Track Rating: Soft 6, Weather: Overcast, Rail Position: +4m Entire



BRISBANE
RACING CLUB

Section	Overall	1000m	800m	600m	400m	200m								
Section Times	1:12.20 [9] (0:13.82)	0:58.38 [5] (0:11.27)	0:47.11 [7] (0:11.36)	0:35.75 [6] (0:11.49)	0:24.26 [10] (0:11.61)	0:12.65 [10] (0:12.65)								
Average Speed [km/h]	52.3	66.0	64.1	63.6	62.0	56.9								
Top Speed [km/h]	65.1	66.6	65.3	64.1	63.1	60.4								
Avg. Dist. to Rail [m]	8.8	6.3	3.2	2.9	7.2	7.6								
Avg. Stride Freq. [Hz]	2.4	2.6	2.6	2.6	2.5	2.4								
Avg. Stride Length [m]	6.0	6.9	6.8	6.8	6.8	6.5								





Horse/Jockey Name	That's An Extra
Final Rank	10
Fastest Section Time (Section)	0:10.77 (1000m)
Top Speed [km/h] (Section)	68.1 (1000m)
Race State	Finished

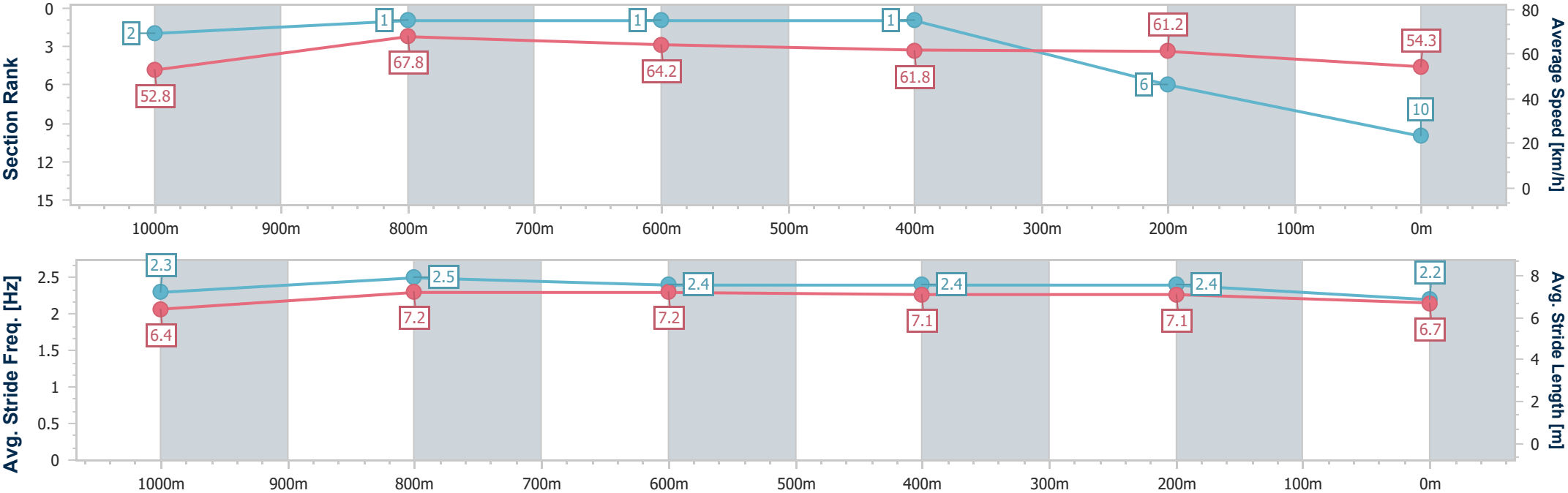


Eagle FarmProfessional
Race 4: Sky Racing BM70 Handicap - 1200m
14 February 2026 - 13:13
Track Rating: Soft 6, Weather: Overcast, Rail Position: +4m Entire



BRISBANE
RACING CLUB

Section	Overall	1000m	800m	600m	400m	200m								
Section Times	1:12.40 [10] (0:13.67)	0:58.73 [2] (0:10.77)	0:47.96 [1] (0:11.23)	0:36.73 [1] (0:11.69)	0:25.04 [1] (0:11.79)	0:13.25 [6] (0:13.25)								
Average Speed [km/h]	52.8	67.8	64.2	61.8	61.2	54.3								
Top Speed [km/h]	67.9	68.1	66.4	62.6	62.9	58.4								
Avg. Dist. to Rail [m]	6.1	2.3	0.8	0.9	4.8	6.6								
Avg. Stride Freq. [Hz]	2.3	2.5	2.4	2.4	2.4	2.2								
Avg. Stride Length [m]	6.4	7.2	7.2	7.1	7.1	6.7								





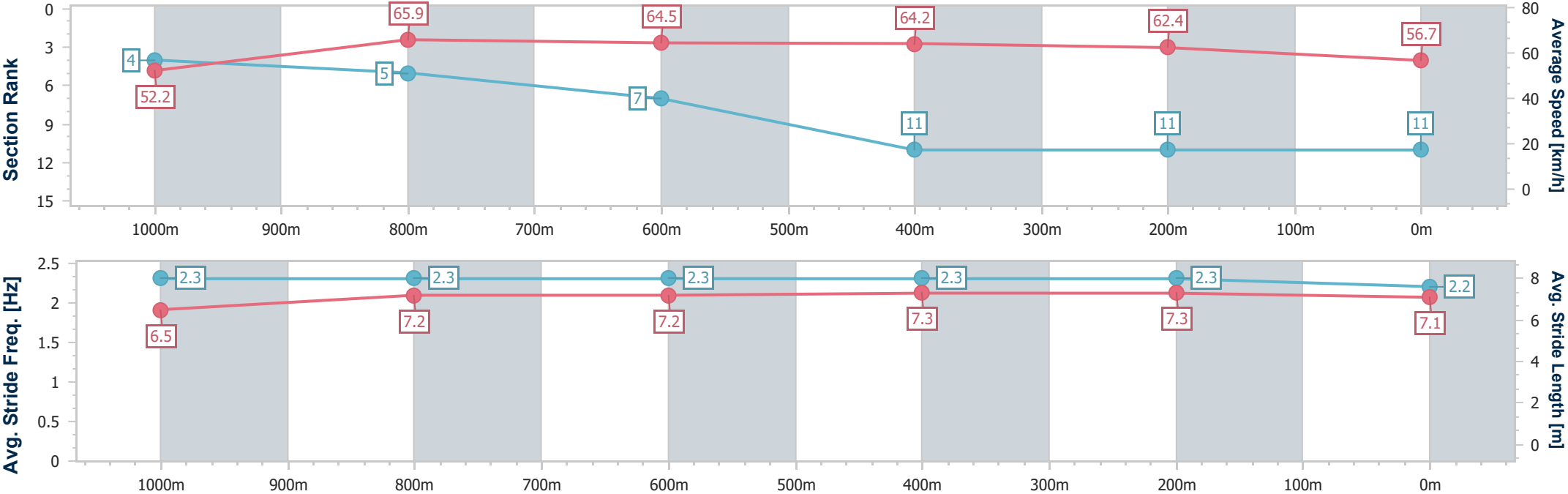
Horse/Jockey Name	Runwiththetide
Final Rank	11
Fastest Section Time (Section)	0:11.26 (1000m)
Top Speed [km/h] (Section)	66.5 (1000m)
Race State	Finished



Eagle Farm Professional
Race 4: Sky Racing BM70 Handicap - 1200m
14 February 2026 - 13:13
Track Rating: Soft 6, Weather: Overcast, Rail Position: +4m Entire



Section	Overall	1000m	800m	600m	400m	200m							
Section Times	1:12.49 [11] (0:13.81)	0:58.68 [4] (0:11.26)	0:47.42 [5] (0:11.49)	0:35.93 [7] (0:11.67)	0:24.26 [11] (0:11.55)	0:12.71 [11] (0:12.71)							
Average Speed [km/h]	52.2	65.9	64.5	64.2	62.4	56.7							
Top Speed [km/h]	65.0	66.5	65.4	64.6	64.2	60.3							
Avg. Dist. to Rail [m]	6.5	5.7	6.6	8.3	7.4	6.2							
Avg. Stride Freq. [Hz]	2.3	2.3	2.3	2.3	2.3	2.2							
Avg. Stride Length [m]	6.5	7.2	7.2	7.3	7.3	7.1							





Eagle Farm Professional

Race 5: Become a BRC Member QTIS Three-Years-Old Handicap - 1200m

14 February 2026 - 13:49



BRISBANE
RACING CLUB

Track Rating: Soft 6, Weather: Overcast, Rail Position: +4m Entire

Section						Overall	1000m	800m	600m	400m	200m	Last 600m	
Field Times						1:11.04 (0:13.41)	0:57.63 (0:11.14)	0:46.49 (0:11.66)	0:34.83 (0:11.52)	0:23.31 (0:11.28)	0:12.03 (0:12.03)	0:34.83	
Rank	TAB	Horse/Jockey	Barrier	Top Speed [km/h]	Fastest Section							Margin	Distance Travelled [m]
1	10	THE POOL BOY	6	66.3	0:10.96	1:11.04 [1]	0:56.81 [7]	0:45.38 [7]	0:33.92 [7]	0:22.79 [5]	0:11.83 [3]	1:11.04	0:33.92
		Mark Du Plessis		400m	400m	(0:14.23)	(0:11.43)	(0:11.46)	(0:11.13)	(0:10.96)	(0:11.83)		
2	8	MRS GOLDBERG	5	66.8	0:11.10	1:11.24 [2]	0:57.64 [2]	0:46.54 [2]	0:34.84 [2]	0:23.34 [2]	0:12.15 [2]	1.22L	0:34.84 +0
		Cejay Graham		1000m	1000m	(0:13.60)	(0:11.10)	(0:11.70)	(0:11.50)	(0:11.19)	(0:12.15)		
3	2	BLITZBURG	1	65.5	0:11.14	1:11.30 [3]	0:57.89 [1]	0:46.75 [1]	0:35.09 [1]	0:23.57 [1]	0:12.29 [1]	1.56L	0:35.09 -2
		Jasper Franklin		Overall	1000m	(0:13.41)	(0:11.14)	(0:11.66)	(0:11.52)	(0:11.28)	(0:12.29)		
4	4	EKHIDNA	2	66.6	0:11.16	1:11.39 [4]	0:57.64 [4]	0:46.48 [4]	0:34.70 [4]	0:23.31 [3]	0:12.13 [4]	2.06L	0:34.70 +0
		Adam Sewell		1000m	1000m	(0:13.75)	(0:11.16)	(0:11.78)	(0:11.39)	(0:11.18)	(0:12.13)		
5	7	HERMAN SAID	3	66.8	0:11.10	1:11.42 [5]	0:57.78 [3]	0:46.54 [3]	0:34.73 [3]	0:23.21 [4]	0:12.11 [5]	2.23L	0:34.73 +1
		Ron Stewart		400m	400m	(0:13.64)	(0:11.24)	(0:11.81)	(0:11.52)	(0:11.10)	(0:12.11)		
6	3	DRAGONNE ROUGE	4	66.6	0:11.02	1:11.65 [6]	0:57.75 [5]	0:46.30 [5]	0:34.64 [6]	0:23.31 [7]	0:12.29 [6]	3.63L	0:34.64 +1
		Ben Thompson		400m	400m	(0:13.90)	(0:11.45)	(0:11.66)	(0:11.33)	(0:11.02)	(0:12.29)		
7	6	BRUTAL MISS	7	66.4	0:11.10	1:11.68 [7]	0:57.66 [6]	0:46.30 [6]	0:34.67 [5]	0:23.34 [6]	0:12.24 [7]	3.78L	0:34.67 +0
		Damien Thornton		400m	400m	(0:14.02)	(0:11.36)	(0:11.63)	(0:11.33)	(0:11.10)	(0:12.24)		

Scratched: Financially Famous (#5), Shadwell Lane (#9), Captain Bull (#11), Sunrays (#1)



Horse/Jockey Name	The Pool Boy
Final Rank	1
Fastest Section Time (Section)	0:10.96 (400m)
Top Speed [km/h] (Section)	66.3 (400m)
Race State	Finished



Eagle Farm Professional
Race 5: Become a BRC Member QTIS Three-Years-Old
Handicap - 1200m

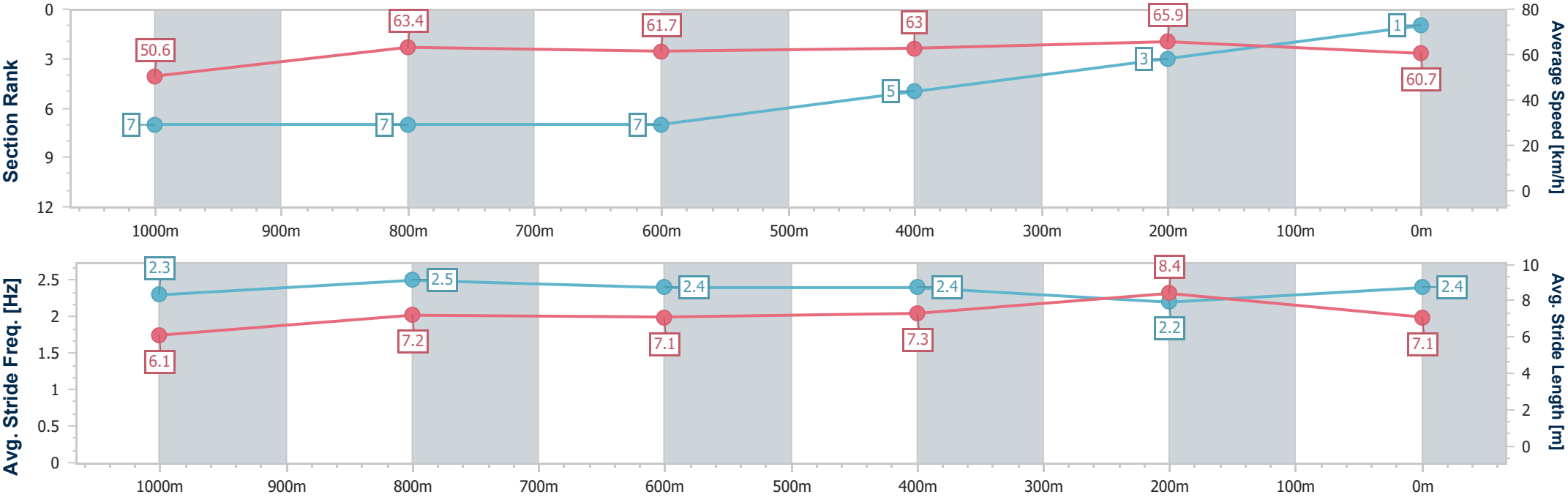
14 February 2026 - 13:49

Track Rating: Soft 6, Weather: Overcast, Rail Position: +4m Entire



BRISBANE
RACING CLUB

Section	Overall	1000m	800m	600m	400m	200m								
Section Times	1:11.04 [1] (0:14.23)	0:56.81 [7] (0:11.43)	0:45.38 [7] (0:11.46)	0:33.92 [7] (0:11.13)	0:22.79 [5] (0:10.96)	0:11.83 [3] (0:11.83)								
Average Speed [km/h]	50.6	63.4	61.7	63.0	65.9	60.7								
Top Speed [km/h]	63.1	65.0	64.9	65.5	66.3	65.4								
Avg. Dist. to Rail [m]	3.8	1.3	3.6	4.2	4.0	5.2								
Avg. Stride Freq. [Hz]	2.3	2.5	2.4	2.4	2.2	2.4								
Avg. Stride Length [m]	6.1	7.2	7.1	7.3	8.4	7.1								





Horse/Jockey Name	Mrs Goldberg
Final Rank	2
Fastest Section Time (Section)	0:11.10 (1000m)
Top Speed [km/h] (Section)	66.8 (1000m)
Race State	Finished



Eagle Farm Professional
Race 5: Become a BRC Member QTIS Three-Years-Old
Handicap - 1200m

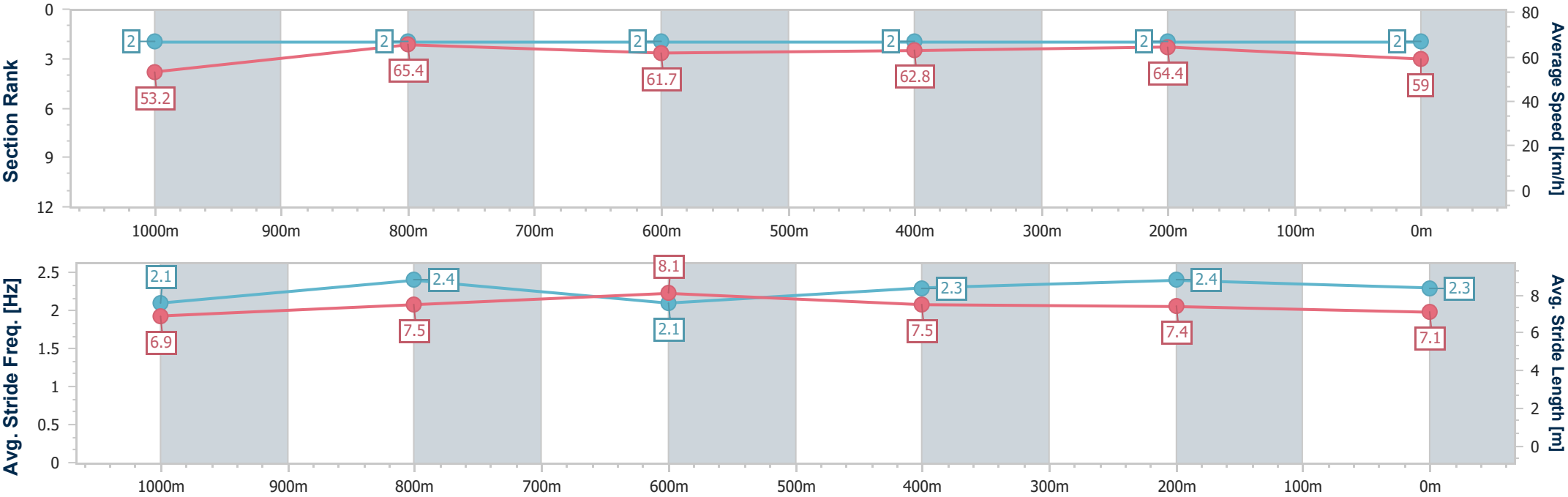
14 February 2026 - 13:49

Track Rating: Soft 6, Weather: Overcast, Rail Position: +4m Entire



BRISBANE
RACING CLUB

Section	Overall	1000m	800m	600m	400m	200m							
Section Times	1:11.24 [2] (0:13.60)	0:57.64 [2] (0:11.10)	0:46.54 [2] (0:11.70)	0:34.84 [2] (0:11.50)	0:23.34 [2] (0:11.19)	0:12.15 [2] (0:12.15)							
Average Speed [km/h]	53.2	65.4	61.7	62.8	64.4	59.0							
Top Speed [km/h]	65.0	66.8	64.7	64.9	65.4	62.4							
Avg. Dist. to Rail [m]	4.8	2.1	0.9	0.5	4.5	5.6							
Avg. Stride Freq. [Hz]	2.1	2.4	2.1	2.3	2.4	2.3							
Avg. Stride Length [m]	6.9	7.5	8.1	7.5	7.4	7.1							





Horse/Jockey Name	Blitzburg
Final Rank	3
Fastest Section Time (Section)	0:11.14 (1000m)
Top Speed [km/h] (Section)	65.5 (Overall)
Race State	Finished



Eagle Farm Professional
Race 5: Become a BRC Member QTIS Three-Years-Old
Handicap - 1200m

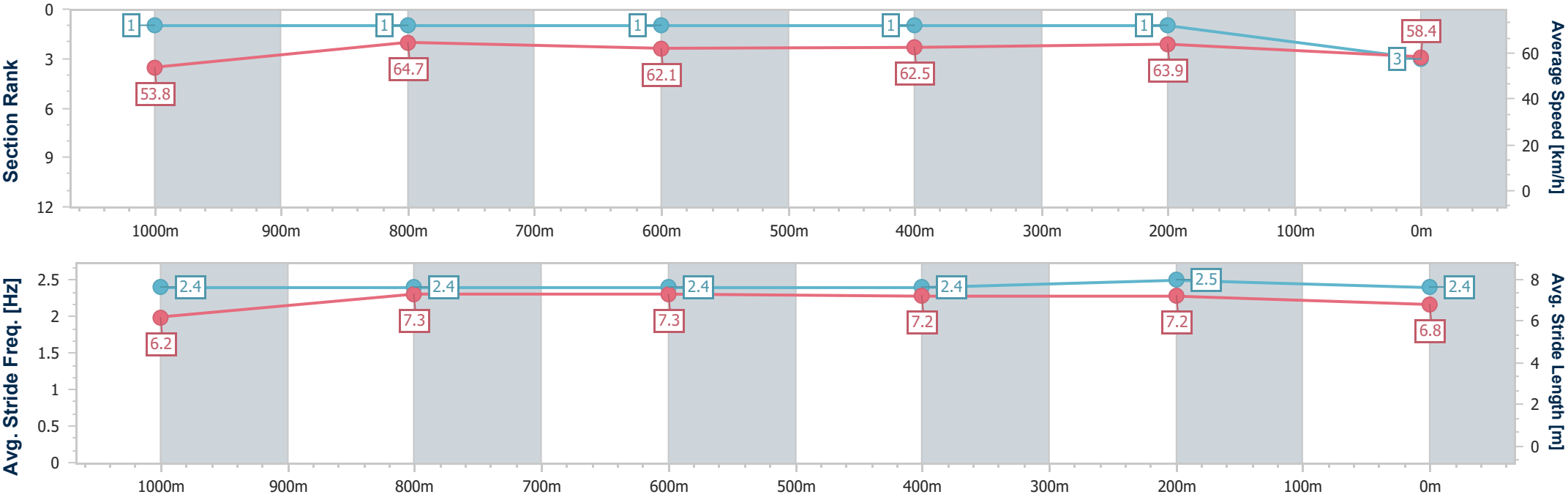
14 February 2026 - 13:49

Track Rating: Soft 6, Weather: Overcast, Rail Position: +4m Entire



BRISBANE
RACING CLUB

Section	Overall	1000m	800m	600m	400m	200m							
Section Times	1:11.30 [3] (0:13.41)	0:57.89 [1] (0:11.14)	0:46.75 [1] (0:11.66)	0:35.09 [1] (0:11.52)	0:23.57 [1] (0:11.28)	0:12.29 [1] (0:12.29)							
Average Speed [km/h]	53.8	64.7	62.1	62.5	63.9	58.4							
Top Speed [km/h]	65.5	65.2	63.8	65.0	65.2	62.0							
Avg. Dist. to Rail [m]	1.4	0.7	0.5	0.5	3.7	5.0							
Avg. Stride Freq. [Hz]	2.4	2.4	2.4	2.4	2.5	2.4							
Avg. Stride Length [m]	6.2	7.3	7.3	7.2	7.2	6.8							





Horse/Jockey Name	Ekhidna
Final Rank	4
Fastest Section Time (Section)	0:11.16 (1000m)
Top Speed [km/h] (Section)	66.6 (1000m)
Race State	Finished

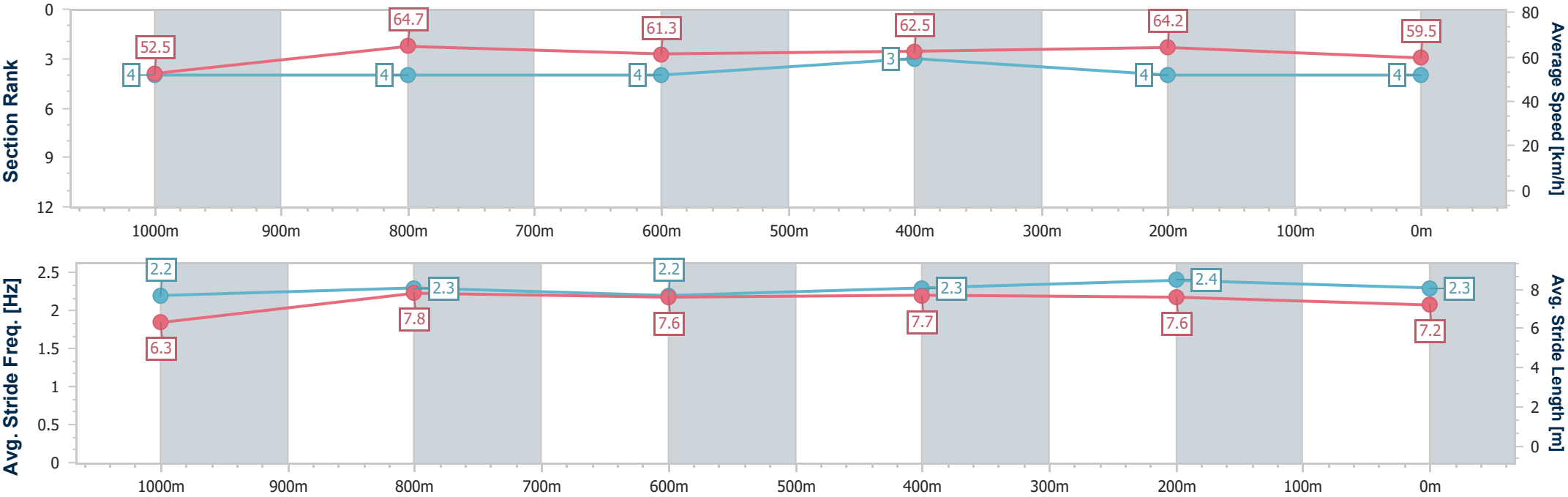


Eagle Farm Professional
Race 5: Become a BRC Member QTIS Three-Years-Old
Handicap - 1200m
14 February 2026 - 13:49
Track Rating: Soft 6, Weather: Overcast, Rail Position: +4m Entire



BRISBANE
RACING CLUB

Section	Overall	1000m	800m	600m	400m	200m								
Section Times	1:11.39 [4] (0:13.75)	0:57.64 [4] (0:11.16)	0:46.48 [4] (0:11.78)	0:34.70 [4] (0:11.39)	0:23.31 [3] (0:11.18)	0:12.13 [4] (0:12.13)								
Average Speed [km/h]	52.5	64.7	61.3	62.5	64.2	59.5								
Top Speed [km/h]	65.2	66.6	63.3	64.5	65.6	62.4								
Avg. Dist. to Rail [m]	1.3	0.8	0.3	2.0	1.1	2.0								
Avg. Stride Freq. [Hz]	2.2	2.3	2.2	2.3	2.4	2.3								
Avg. Stride Length [m]	6.3	7.8	7.6	7.7	7.6	7.2								





Horse/Jockey Name	Herman Said
Final Rank	5
Fastest Section Time (Section)	0:11.10 (400m)
Top Speed [km/h] (Section)	66.8 (400m)
Race State	Finished



Eagle FarmProfessional
Race 5: Become a BRC Member QTIS Three-Years-Old
Handicap - 1200m

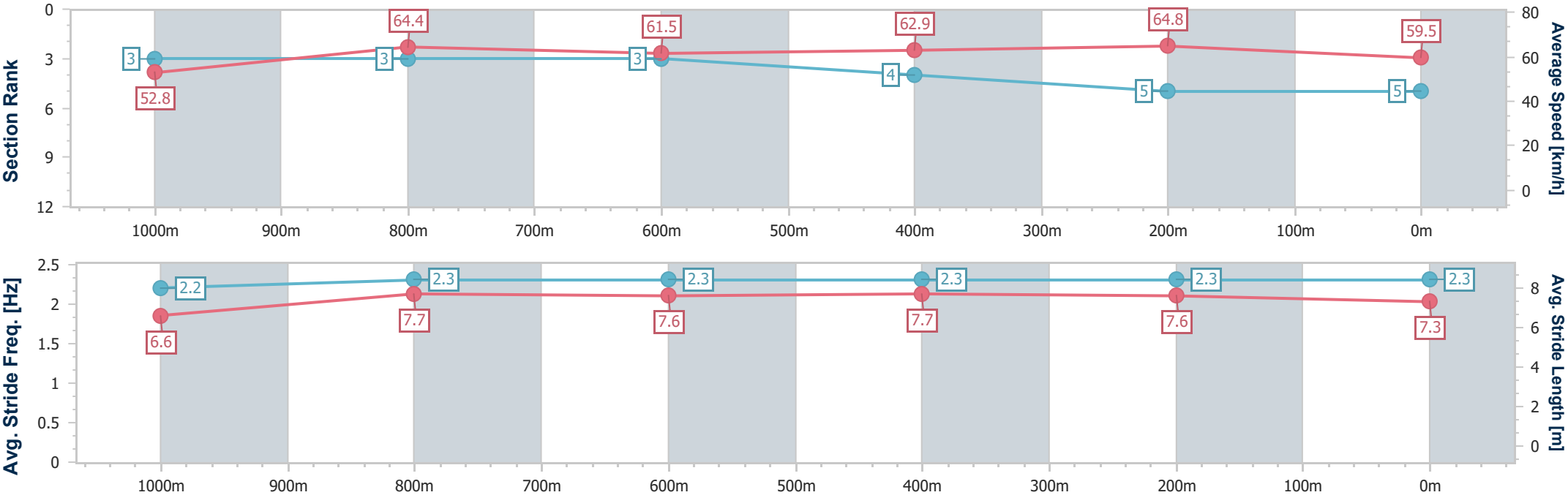
14 February 2026 - 13:49

Track Rating: Soft 6, Weather: Overcast, Rail Position: +4m Entire



BRISBANE
RACING CLUB

Section	Overall	1000m	800m	600m	400m	200m								
Section Times	1:11.42 [5] (0:13.64)	0:57.78 [3] (0:11.24)	0:46.54 [3] (0:11.81)	0:34.73 [3] (0:11.52)	0:23.21 [4] (0:11.10)	0:12.11 [5] (0:12.11)								
Average Speed [km/h]	52.8	64.4	61.5	62.9	64.8	59.5								
Top Speed [km/h]	64.9	65.5	65.2	66.7	66.8	63.5								
Avg. Dist. to Rail [m]	2.1	1.3	1.6	1.3	4.7	6.0								
Avg. Stride Freq. [Hz]	2.2	2.3	2.3	2.3	2.3	2.3								
Avg. Stride Length [m]	6.6	7.7	7.6	7.7	7.6	7.3								





Horse/Jockey Name	Dragonne Rouge
Final Rank	6
Fastest Section Time (Section)	0:11.02 (400m)
Top Speed [km/h] (Section)	66.6 (400m)
Race State	Finished



Eagle Farm Professional
Race 5: Become a BRC Member QTIS Three-Years-Old
Handicap - 1200m

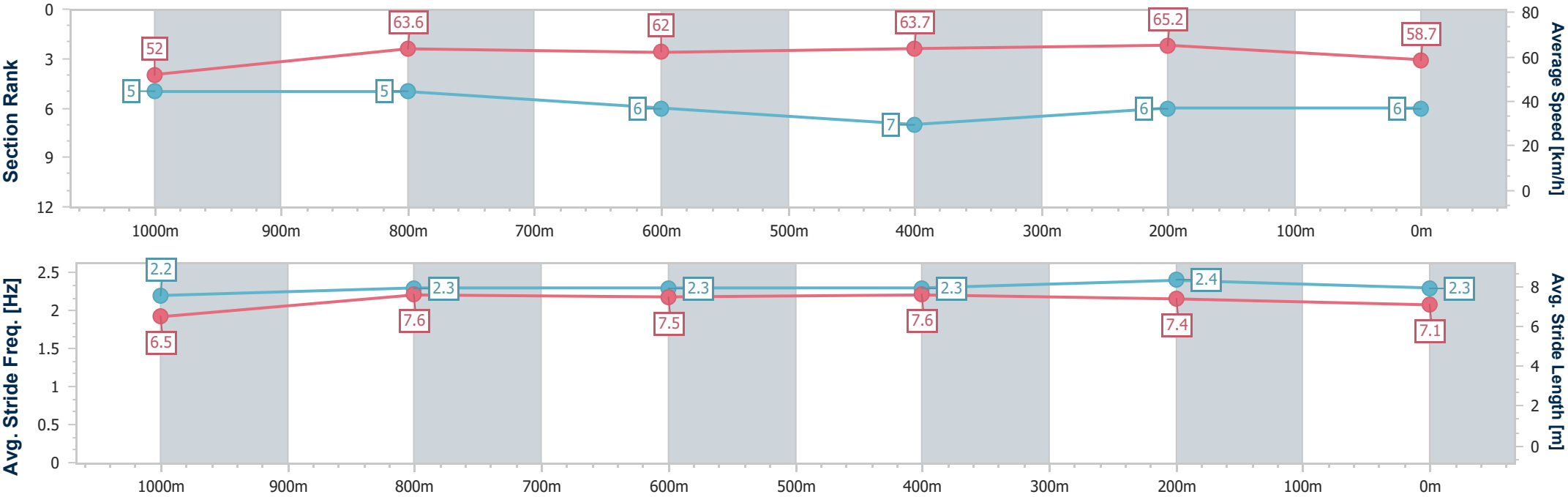
14 February 2026 - 13:49

Track Rating: Soft 6, Weather: Overcast, Rail Position: +4m Entire



BRISBANE
RACING CLUB

Section	Overall	1000m	800m	600m	400m	200m							
Section Times	1:11.65 [6] (0:13.90)	0:57.75 [5] (0:11.45)	0:46.30 [5] (0:11.66)	0:34.64 [6] (0:11.33)	0:23.31 [7] (0:11.02)	0:12.29 [6] (0:12.29)							
Average Speed [km/h]	52.0	63.6	62.0	63.7	65.2	58.7							
Top Speed [km/h]	63.7	64.8	64.2	65.7	66.6	62.8							
Avg. Dist. to Rail [m]	3.6	2.4	1.3	0.8	6.6	10.0							
Avg. Stride Freq. [Hz]	2.2	2.3	2.3	2.3	2.4	2.3							
Avg. Stride Length [m]	6.5	7.6	7.5	7.6	7.4	7.1							





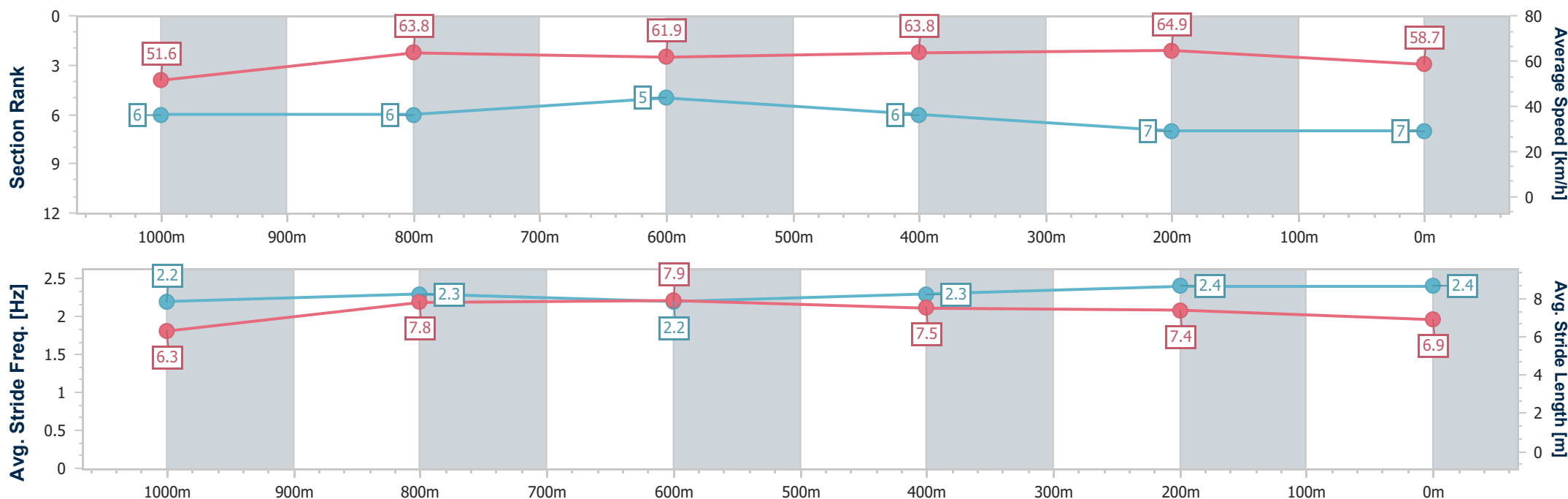
Horse/Jockey Name	Brutal Miss
Final Rank	7
Fastest Section Time (Section)	0:11.10 (400m)
Top Speed [km/h] (Section)	66.4 (400m)
Race State	Finished



Eagle Farm Professional
Race 5: Become a BRC Member QTIS Three-Years-Old
Handicap - 1200m
14 February 2026 - 13:49
Track Rating: Soft 6, Weather: Overcast, Rail Position: +4m Entire



Section	Overall	1000m	800m	600m	400m	200m								
Section Times	1:11.68 [7] (0:14.02)	0:57.66 [6] (0:11.36)	0:46.30 [6] (0:11.63)	0:34.67 [5] (0:11.33)	0:23.34 [6] (0:11.10)	0:12.24 [7] (0:12.24)								
Average Speed [km/h]	51.6	63.8	61.9	63.8	64.9	58.7								
Top Speed [km/h]	65.0	64.6	64.3	65.3	66.4	62.5								
Avg. Dist. to Rail [m]	5.4	1.4	0.6	1.2	8.9	12.8								
Avg. Stride Freq. [Hz]	2.2	2.3	2.2	2.3	2.4	2.4								
Avg. Stride Length [m]	6.3	7.8	7.9	7.5	7.4	6.9								





Eagle Farm Professional

Race 6: XXXX QTIS Three-Years-Old Handicap - 1820m

14 February 2026 - 14:24



BRISBANE
RACING CLUB

Track Rating: Soft 6, Weather: Overcast, Rail Position: +4m Entire

Section					Overall	1600m	1400m	1200m	1000m	800m	600m	Last 600m		
Field Times					1:52.66 (0:15.37)	1:37.29 (0:11.76)	1:25.53 (0:12.14)	1:13.39 (0:12.78)	1:00.61 (0:12.65)	0:47.96 (0:12.35)	0:35.61 (0:11.74)	0:35.61		
Rank	TAB	Horse/Jockey	Barrier	Top Speed [km/h]	Fastest Section									Distance Travelled [m]
1	2	NORTH POLE	1	64.0	0:11.50	1:52.66 [1]	1:37.29 [1]	1:25.53 [1]	1:13.39 [1]	1:00.61 [1]	0:47.96 [1]	0:35.61 [1]	0:35.61	
		Jasper Franklin		400m	400m	(0:15.37)	(0:11.76)	(0:12.14)	(0:12.78)	(0:12.65)	(0:12.35)	(0:11.79)		
2	11	MADAME CODY	2	64.4	0:11.49	1:52.72 [2]	1:37.17 [2]	1:25.25 [2]	1:12.97 [2]	1:00.24 [2]	0:47.51 [2]	0:35.47 [2]	0:35.47	-1
		Emily Lang		400m	400m	(0:15.55)	(0:11.92)	(0:12.28)	(0:12.73)	(0:12.73)	(0:12.04)	(0:11.54)		
3	10	PARADISE AS USUAL	5	65.1	0:11.25	1:53.09 [3]	1:36.92 [7]	1:24.57 [7]	1:12.32 [7]	0:59.57 [7]	0:47.03 [7]	0:34.87 [9]	0:34.87	-2
		Mark Du Plessis		600m	400m	(0:16.17)	(0:12.35)	(0:12.25)	(0:12.75)	(0:12.54)	(0:12.16)	(0:11.51)		
4	4	TACITLY	7	64.9	0:11.35	1:53.14 [4]	1:37.06 [6]	1:24.86 [6]	1:12.49 [6]	0:59.77 [6]	0:47.18 [6]	0:35.19 [6]	0:35.19	-2
		Ryan Maloney		400m	600m	(0:16.08)	(0:12.20)	(0:12.37)	(0:12.72)	(0:12.59)	(0:11.99)	(0:11.35)		
5	9	KOOLATAH QUEEN	4	64.4	0:11.39	1:53.21 [5]	1:37.33 [4]	1:25.12 [4]	1:12.76 [4]	0:59.98 [5]	0:47.34 [5]	0:35.43 [4]	0:35.43	+1
		Daniel Moor		400m	600m	(0:15.88)	(0:12.21)	(0:12.36)	(0:12.78)	(0:12.64)	(0:11.91)	(0:11.39)		
6	1	GIAPPONESE	8	65.0	0:11.36	1:53.40 [6]	1:37.09 [8]	1:24.79 [8]	1:12.49 [8]	0:59.69 [9]	0:47.14 [8]	0:35.23 [7]	0:35.23	+1
		Corey Sutherland		400m	400m	(0:16.31)	(0:12.30)	(0:12.30)	(0:12.80)	(0:12.55)	(0:11.91)	(0:11.46)		
7	7	KURITHEA	9	64.8	0:11.32	1:53.44 [7]	1:37.05 [9]	1:24.70 [9]	1:12.44 [9]	0:59.75 [8]	0:47.16 [9]	0:35.24 [8]	0:35.24	+3
		Ben Thompson		400m	400m	(0:16.39)	(0:12.35)	(0:12.26)	(0:12.69)	(0:12.59)	(0:11.92)	(0:11.43)		
8	8	VALOURI	6	65.2	0:11.48	1:53.45 [8]	1:37.50 [5]	1:25.29 [5]	1:12.98 [5]	1:00.27 [4]	0:47.62 [4]	0:35.53 [5]	0:35.53	+2
		Damien Thornton		400m	600m	(0:15.95)	(0:12.21)	(0:12.31)	(0:12.71)	(0:12.65)	(0:12.09)	(0:11.48)		
9	3	BARCELO	3	63.4	0:11.68	1:53.70 [9]	1:38.02 [3]	1:25.94 [3]	1:13.64 [3]	1:00.91 [3]	0:48.30 [3]	0:36.20 [3]	0:36.20	+7
		Andrew Mallyon		600m	600m	(0:15.68)	(0:12.08)	(0:12.30)	(0:12.73)	(0:12.61)	(0:12.10)	(0:11.68)		

Scratched: Dashing Mars (#6), Regal Problem (#5), Dubble Hussle (#12)



Eagle Farm Professional

Race 6: XXXX QTIS Three-Years-Old Handicap - 1820m

14 February 2026 - 14:24



BRISBANE
RACING CLUB

Track Rating: Soft 6, Weather: Overcast, Rail Position: +4m Entire

Section		Field Times		400m		200m		Last 600m	
				0:23.87 (0:11.49)		0:12.38 (0:12.38)		0:35.61	
Rank	TAB	Horse/Jockey	Barrier	Top Speed [km/h]	Fastest Section	Margin		Distance Travelled [m]	
1	2	NORTH POLE Jasper Franklin	1	64.0 400m	0:11.50 400m	0:23.82 [2] (0:11.50)	0:12.32 [2] (0:12.32)	1:52.66	0:35.61
2	11	MADAME CODY Emily Lang	2	64.4 400m	0:11.49 400m	0:23.93 [1] (0:11.49)	0:12.44 [1] (0:12.44)	0.35L	0:35.47 -1
3	10	PARADISE AS USUAL Mark Du Plessis	5	65.1 600m	0:11.25 400m	0:23.36 [9] (0:11.25)	0:12.11 [8] (0:12.11)	2.54L	0:34.87 -2
4	4	TACITLY Ryan Maloney	7	64.9 400m	0:11.35 600m	0:23.84 [5] (0:11.39)	0:12.45 [4] (0:12.45)	2.81L	0:35.19 -2
5	9	KOOLATAH QUEEN Daniel Moor	4	64.4 400m	0:11.39 600m	0:24.04 [3] (0:11.45)	0:12.59 [3] (0:12.59)	3.26L	0:35.43 +1
6	1	GIAPPONESE Corey Sutherland	8	65.0 400m	0:11.36 400m	0:23.77 [8] (0:11.36)	0:12.41 [9] (0:12.41)	4.35L	0:35.23 +1
7	7	KURITHEA Ben Thompson	9	64.8 400m	0:11.32 400m	0:23.81 [7] (0:11.32)	0:12.49 [7] (0:12.49)	4.57L	0:35.24 +3
8	8	VALOURI Damien Thornton	6	65.2 400m	0:11.48 600m	0:24.05 [6] (0:11.51)	0:12.54 [6] (0:12.54)	4.63L	0:35.53 +2
9	3	BARCELO Andrew Mallyon	3	63.4 600m	0:11.68 600m	0:24.52 [4] (0:11.72)	0:12.80 [5] (0:12.80)	6.14L	0:36.20 +7

Scratched: Dashing Mars (#6), Regal Problem (#5), Dubble Hussle (#12)



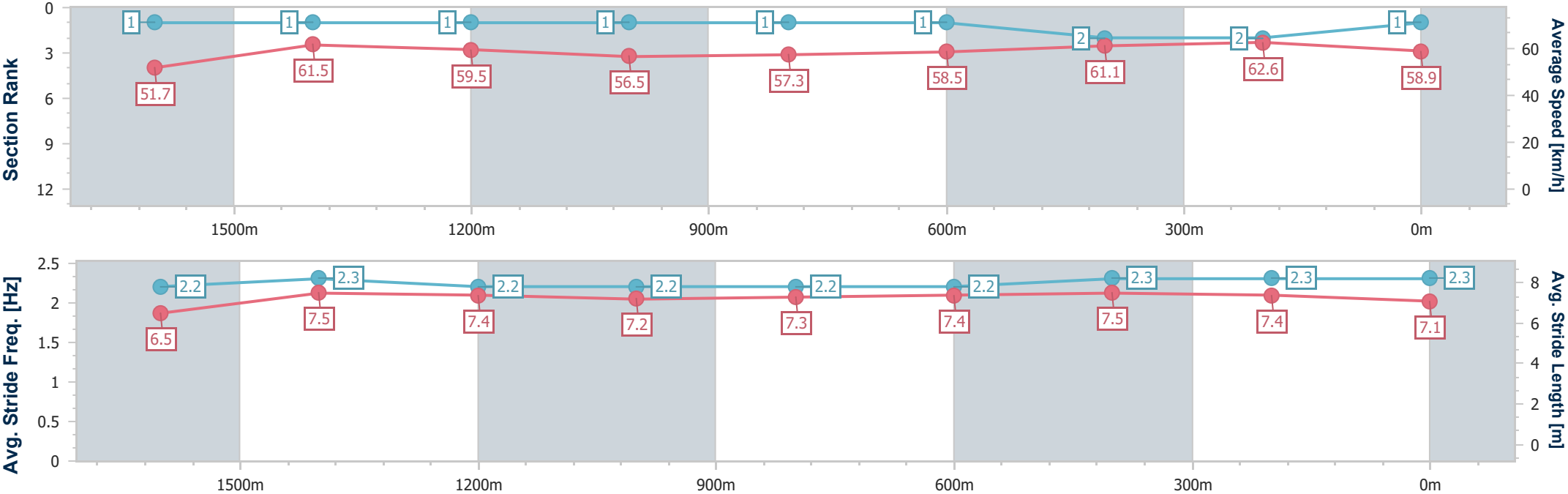
Horse/Jockey Name	North Pole
Final Rank	1
Fastest Section Time (Section)	0:11.50 (400m)
Top Speed [km/h] (Section)	64.0 (400m)
Race State	Finished



Eagle Farm Professional
Race 6: XXXX QTIS Three-Years-Old Handicap - 1820m
14 February 2026 - 14:24
Track Rating: Soft 6, Weather: Overcast, Rail Position: +4m Entire



Section	Overall	1600m	1400m	1200m	1000m	800m	600m	400m	200m				
Section Times	1:52.66 [1] (0:15.37)	1:37.29 [1] (0:11.76)	1:25.53 [1] (0:12.14)	1:13.39 [1] (0:12.78)	1:00.61 [1] (0:12.65)	0:47.96 [1] (0:12.35)	0:35.61 [1] (0:11.79)	0:23.82 [2] (0:11.50)	0:12.32 [2] (0:12.32)				
Average Speed [km/h]	51.7	61.5	59.5	56.5	57.3	58.5	61.1	62.6	58.9				
Top Speed [km/h]	61.6	62.5	61.0	57.7	58.7	59.4	62.8	64.0	61.3				
Avg. Dist. to Rail [m]	1.5	1.5	2.3	2.3	1.4	0.6	0.7	3.7	5.4				
Avg. Stride Freq. [Hz]	2.2	2.3	2.2	2.2	2.2	2.2	2.3	2.3	2.3				
Avg. Stride Length [m]	6.5	7.5	7.4	7.2	7.3	7.4	7.5	7.4	7.1				





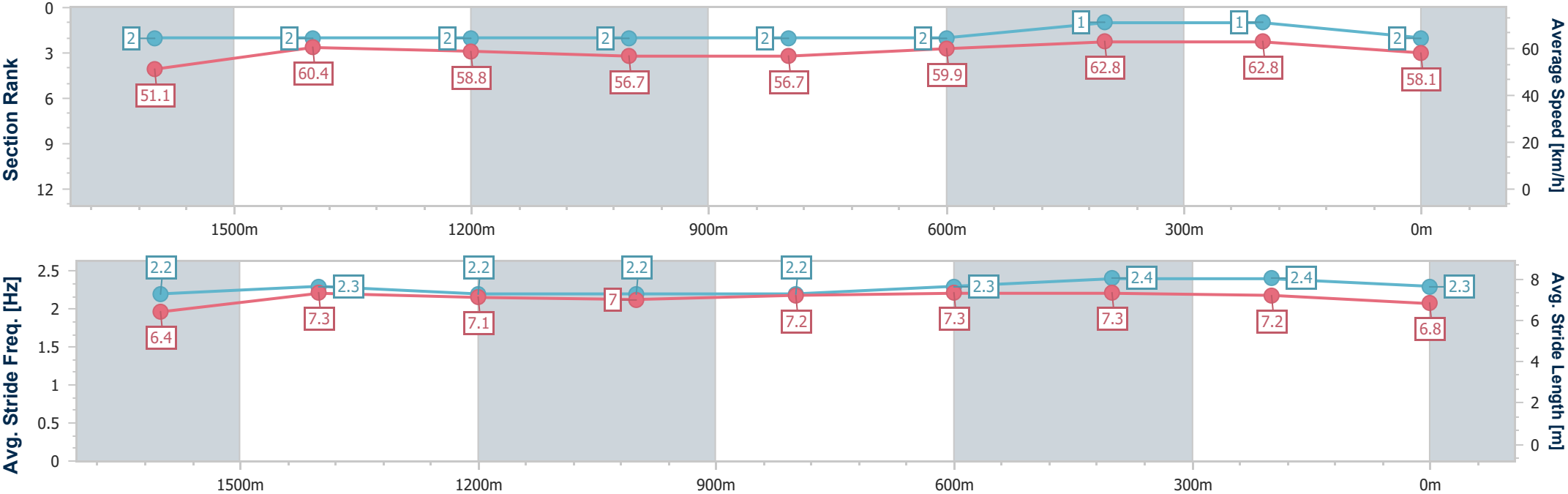
Horse/Jockey Name	Madame Cody
Final Rank	2
Fastest Section Time (Section)	0:11.49 (400m)
Top Speed [km/h] (Section)	64.4 (400m)
Race State	Finished



Eagle FarmProfessional
Race 6: XXXX QTIS Three-Years-Old Handicap - 1820m
14 February 2026 - 14:24
Track Rating: Soft 6, Weather: Overcast, Rail Position: +4m Entire



Section	Overall	1600m	1400m	1200m	1000m	800m	600m	400m	200m				
Section Times	1:52.72 [2] (0:15.55)	1:37.17 [2] (0:11.92)	1:25.25 [2] (0:12.28)	1:12.97 [2] (0:12.73)	1:00.24 [2] (0:12.73)	0:47.51 [2] (0:12.04)	0:35.47 [2] (0:11.54)	0:23.93 [1] (0:11.49)	0:12.44 [1] (0:12.44)				
Average Speed [km/h]	51.1	60.4	58.8	56.7	56.7	59.9	62.8	62.8	58.1				
Top Speed [km/h]	59.6	61.2	60.0	57.5	58.0	60.9	63.9	64.4	60.1				
Avg. Dist. to Rail [m]	2.1	0.4	1.3	1.7	0.7	0.2	1.8	6.8	8.3				
Avg. Stride Freq. [Hz]	2.2	2.3	2.2	2.2	2.2	2.3	2.4	2.4	2.3				
Avg. Stride Length [m]	6.4	7.3	7.1	7.0	7.2	7.3	7.3	7.2	6.8				





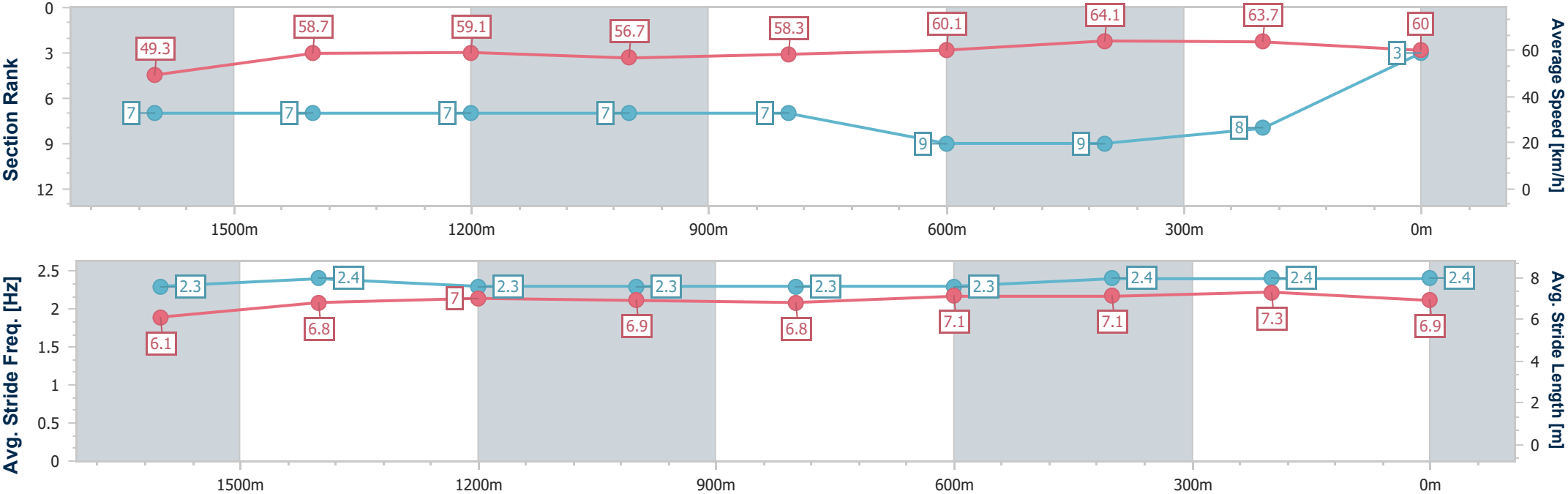
Horse/Jockey Name	Paradise As Usual
Final Rank	3
Fastest Section Time (Section)	0:11.25 (400m)
Top Speed [km/h] (Section)	65.1 (600m)
Race State	Finished



Eagle Farm Professional
Race 6: XXXX QTIS Three-Years-Old Handicap - 1820m
14 February 2026 - 14:24
Track Rating: Soft 6, Weather: Overcast, Rail Position: +4m Entire



Section	Overall	1600m	1400m	1200m	1000m	800m	600m	400m	200m				
Section Times	1:53.09 [3] (0:16.17)	1:36.92 [7] (0:12.35)	1:24.57 [7] (0:12.25)	1:12.32 [7] (0:12.75)	0:59.57 [7] (0:12.54)	0:47.03 [7] (0:12.16)	0:34.87 [9] (0:11.51)	0:23.36 [9] (0:11.25)	0:12.11 [8] (0:12.11)				
Average Speed [km/h]	49.3	58.7	59.1	56.7	58.3	60.1	64.1	63.7	60.0				
Top Speed [km/h]	59.4	59.5	60.7	57.5	60.1	61.9	65.1	64.7	62.9				
Avg. Dist. to Rail [m]	3.8	2.6	3.3	3.6	3.1	3.8	4.2	7.5	9.7				
Avg. Stride Freq. [Hz]	2.3	2.4	2.3	2.3	2.3	2.3	2.4	2.4	2.4				
Avg. Stride Length [m]	6.1	6.8	7.0	6.9	6.8	7.1	7.1	7.3	6.9				



[] Ranking at each section and finish
- - - - No data available at this section
NA No data available



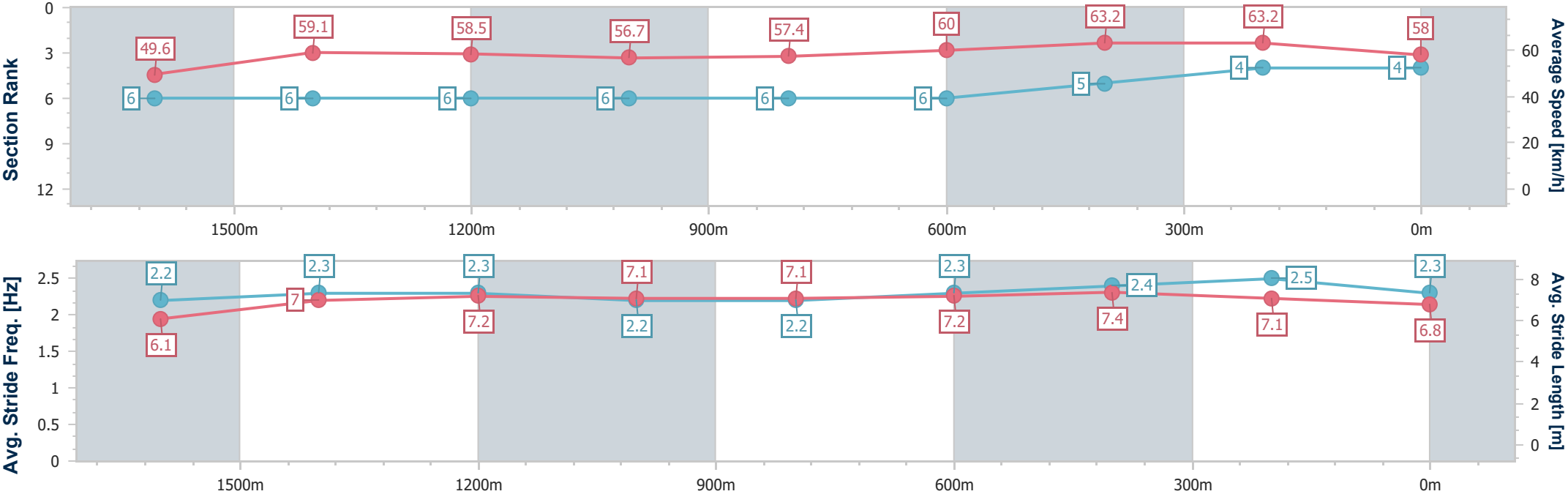
Horse/Jockey Name	Tacitly
Final Rank	4
Fastest Section Time (Section)	0:11.35 (600m)
Top Speed [km/h] (Section)	64.9 (400m)
Race State	Finished



Eagle Farm Professional
Race 6: XXXX QTIS Three-Years-Old Handicap - 1820m
14 February 2026 - 14:24
Track Rating: Soft 6, Weather: Overcast, Rail Position: +4m Entire



Section	Overall	1600m	1400m	1200m	1000m	800m	600m	400m	200m				
Section Times	1:53.14 [4] (0:16.08)	1:37.06 [6] (0:12.20)	1:24.86 [6] (0:12.37)	1:12.49 [6] (0:12.72)	0:59.77 [6] (0:12.59)	0:47.18 [6] (0:11.99)	0:35.19 [6] (0:11.35)	0:23.84 [5] (0:11.39)	0:12.45 [4] (0:12.45)				
Average Speed [km/h]	49.6	59.1	58.5	56.7	57.4	60.0	63.2	63.2	58.0				
Top Speed [km/h]	60.8	60.0	60.0	57.5	58.4	61.7	64.1	64.9	61.3				
Avg. Dist. to Rail [m]	3.9	1.6	2.0	2.4	1.2	0.3	1.2	0.9	3.5				
Avg. Stride Freq. [Hz]	2.2	2.3	2.3	2.2	2.2	2.3	2.4	2.5	2.3				
Avg. Stride Length [m]	6.1	7.0	7.2	7.1	7.1	7.2	7.4	7.1	6.8				





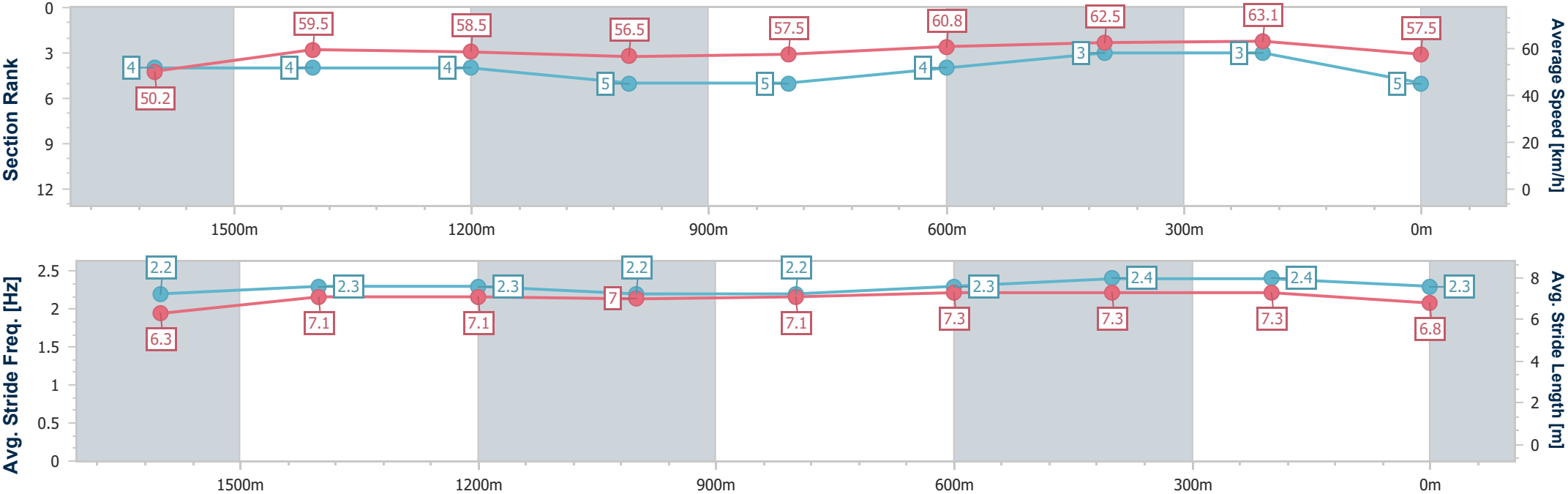
Horse/Jockey Name	Koolatah Queen
Final Rank	5
Fastest Section Time (Section)	0:11.39 (600m)
Top Speed [km/h] (Section)	64.4 (400m)
Race State	Finished



Eagle Farm Professional
Race 6: XXXX QTIS Three-Years-Old Handicap - 1820m
14 February 2026 - 14:24
Track Rating: Soft 6, Weather: Overcast, Rail Position: +4m Entire



Section	Overall	1600m	1400m	1200m	1000m	800m	600m	400m	200m				
Section Times	1:53.21 [5] (0:15.88)	1:37.33 [4] (0:12.21)	1:25.12 [4] (0:12.36)	1:12.76 [4] (0:12.78)	0:59.98 [5] (0:12.64)	0:47.34 [5] (0:11.91)	0:35.43 [4] (0:11.39)	0:24.04 [3] (0:11.45)	0:12.59 [3] (0:12.59)				
Average Speed [km/h]	50.2	59.5	58.5	56.5	57.5	60.8	62.5	63.1	57.5				
Top Speed [km/h]	60.1	60.1	60.1	57.3	59.8	61.9	64.3	64.4	60.9				
Avg. Dist. to Rail [m]	2.9	3.2	3.1	3.5	2.2	0.7	1.3	1.3	3.8				
Avg. Stride Freq. [Hz]	2.2	2.3	2.3	2.2	2.2	2.3	2.4	2.4	2.3				
Avg. Stride Length [m]	6.3	7.1	7.1	7.0	7.1	7.3	7.3	7.3	6.8				





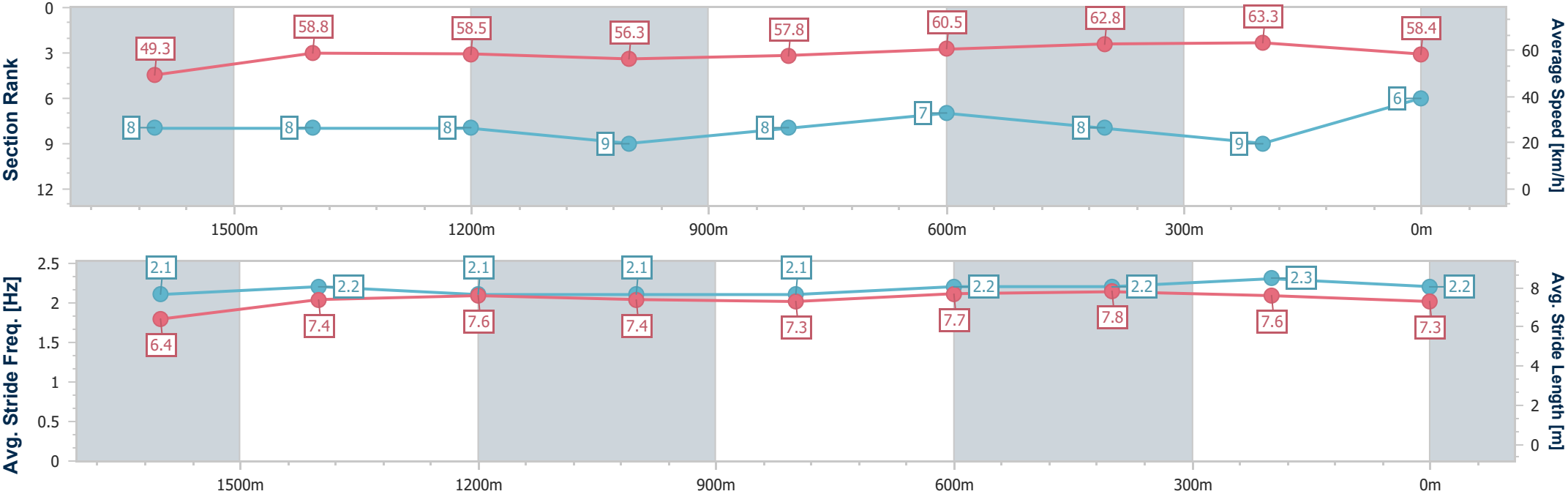
Horse/Jockey Name	Giapponese
Final Rank	6
Fastest Section Time (Section)	0:11.36 (400m)
Top Speed [km/h] (Section)	65.0 (400m)
Race State	Finished



Eagle FarmProfessional
Race 6: XXXX QTIS Three-Years-Old Handicap - 1820m
14 February 2026 - 14:24
Track Rating: Soft 6, Weather: Overcast, Rail Position: +4m Entire



Section	Overall	1600m	1400m	1200m	1000m	800m	600m	400m	200m				
Section Times	1:53.40 [6] (0:16.31)	1:37.09 [8] (0:12.30)	1:24.79 [8] (0:12.30)	1:12.49 [8] (0:12.80)	0:59.69 [9] (0:12.55)	0:47.14 [8] (0:11.91)	0:35.23 [7] (0:11.46)	0:23.77 [8] (0:11.36)	0:12.41 [9] (0:12.41)				
Average Speed [km/h]	49.3	58.8	58.5	56.3	57.8	60.5	62.8	63.3	58.4				
Top Speed [km/h]	60.7	59.5	60.0	57.0	59.4	63.2	63.6	65.0	62.4				
Avg. Dist. to Rail [m]	4.6	1.3	1.4	1.8	1.3	0.5	0.3	3.6	3.9				
Avg. Stride Freq. [Hz]	2.1	2.2	2.1	2.1	2.1	2.2	2.2	2.3	2.2				
Avg. Stride Length [m]	6.4	7.4	7.6	7.4	7.3	7.7	7.8	7.6	7.3				



[] Ranking at each section and finish
- - - - - No data available at this section
NA No data available



Horse/Jockey Name	Kurithea
Final Rank	7
Fastest Section Time (Section)	0:11.32 (400m)
Top Speed [km/h] (Section)	64.8 (400m)
Race State	Finished



Eagle Farm Professional

Race 6: XXXX QTIS Three-Years-Old Handicap - 1820m

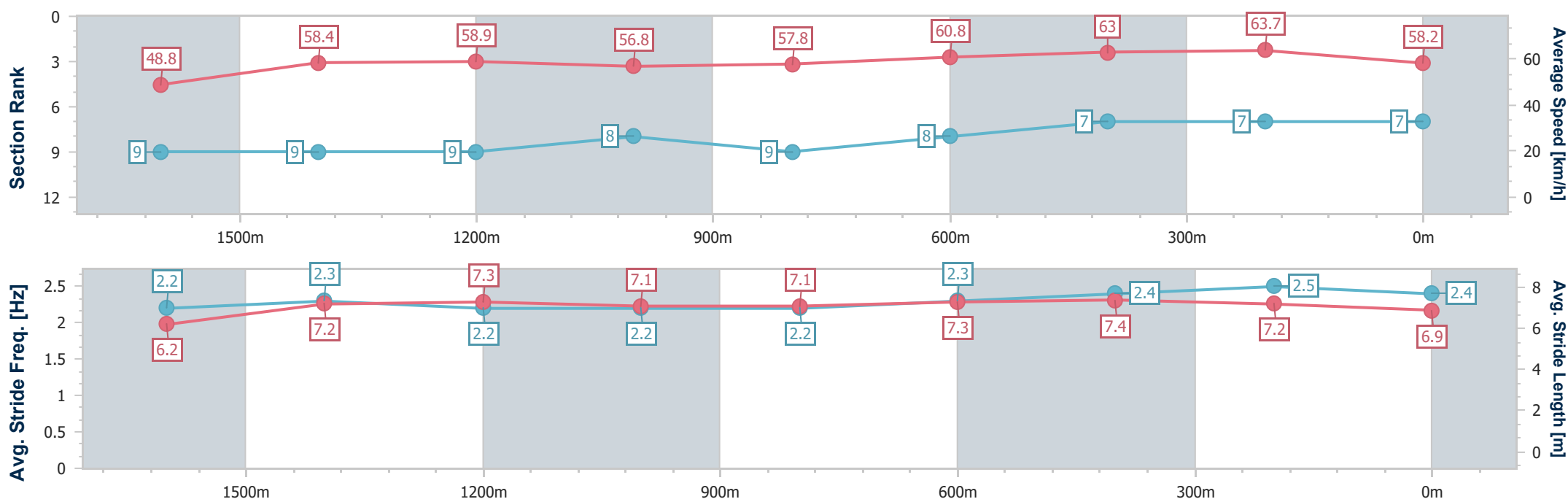
14 February 2026 - 14:24

Track Rating: Soft 6, Weather: Overcast, Rail Position: +4m Entire



BRISBANE
RACING CLUB

Section	Overall	1600m	1400m	1200m	1000m	800m	600m	400m	200m				
Section Times	1:53.44 [7] (0:16.39)	1:37.05 [9] (0:12.35)	1:24.70 [9] (0:12.26)	1:12.44 [9] (0:12.69)	0:59.75 [8] (0:12.59)	0:47.16 [9] (0:11.92)	0:35.24 [8] (0:11.43)	0:23.81 [7] (0:11.32)	0:12.49 [7] (0:12.49)				
Average Speed [km/h]	48.8	58.4	58.9	56.8	57.8	60.8	63.0	63.7	58.2				
Top Speed [km/h]	60.2	58.7	59.8	57.3	59.1	62.0	64.4	64.8	62.0				
Avg. Dist. to Rail [m]	5.1	1.2	2.4	3.0	2.4	1.5	0.2	1.2	2.2				
Avg. Stride Freq. [Hz]	2.2	2.3	2.2	2.2	2.2	2.3	2.4	2.5	2.4				
Avg. Stride Length [m]	6.2	7.2	7.3	7.1	7.1	7.3	7.4	7.2	6.9				





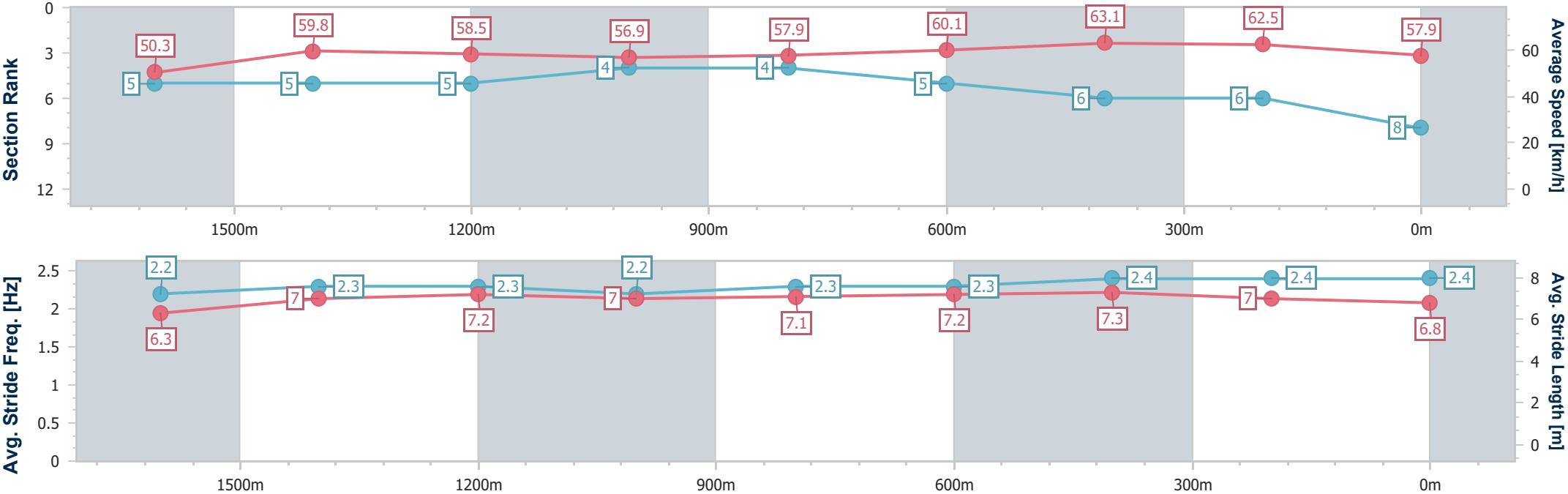
Horse/Jockey Name	Valouri
Final Rank	8
Fastest Section Time (Section)	0:11.48 (600m)
Top Speed [km/h] (Section)	65.2 (400m)
Race State	Finished



Eagle Farm Professional
Race 6: XXXX QTIS Three-Years-Old Handicap - 1820m
14 February 2026 - 14:24
Track Rating: Soft 6, Weather: Overcast, Rail Position: +4m Entire



Section	Overall	1600m	1400m	1200m	1000m	800m	600m	400m	200m				
Section Times	1:53.45 [8] (0:15.95)	1:37.50 [5] (0:12.21)	1:25.29 [5] (0:12.31)	1:12.98 [5] (0:12.71)	1:00.27 [4] (0:12.65)	0:47.62 [4] (0:12.09)	0:35.53 [5] (0:11.48)	0:24.05 [6] (0:11.51)	0:12.54 [6] (0:12.54)				
Average Speed [km/h]	50.3	59.8	58.5	56.9	57.9	60.1	63.1	62.5	57.9				
Top Speed [km/h]	60.0	60.2	60.1	57.7	59.4	61.5	64.5	65.2	60.5				
Avg. Dist. to Rail [m]	5.3	3.6	3.7	4.0	3.2	2.1	1.4	4.5	8.2				
Avg. Stride Freq. [Hz]	2.2	2.3	2.3	2.2	2.3	2.3	2.4	2.4	2.4				
Avg. Stride Length [m]	6.3	7.0	7.2	7.0	7.1	7.2	7.3	7.0	6.8				





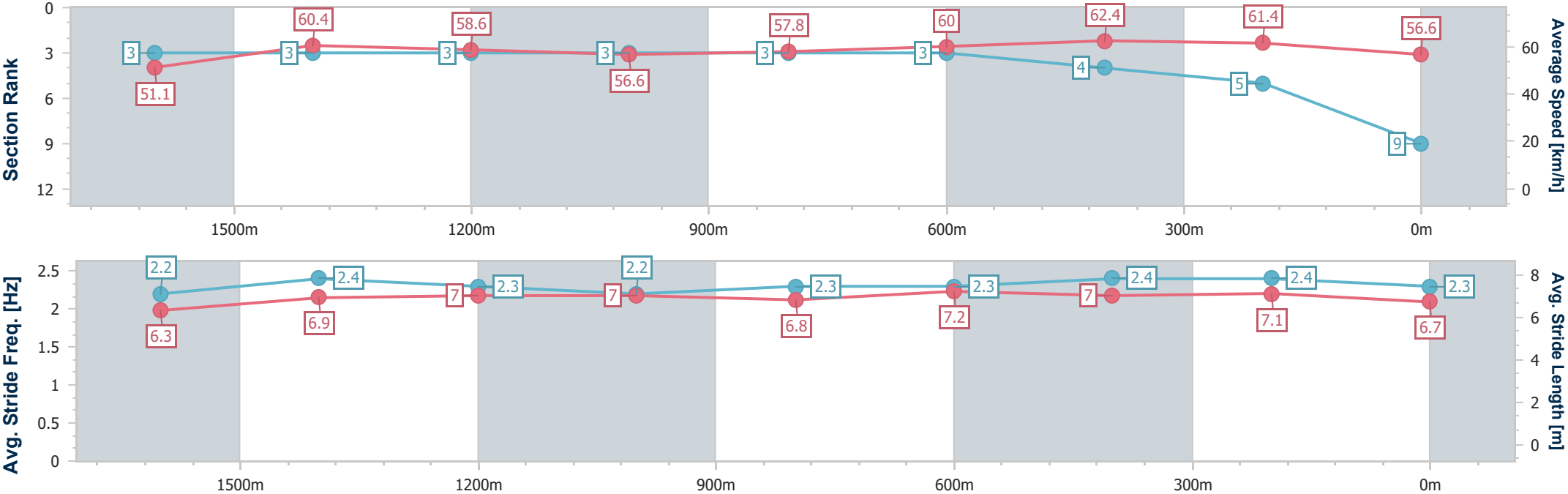
Horse/Jockey Name	Barcelo
Final Rank	9
Fastest Section Time (Section)	0:11.68 (600m)
Top Speed [km/h] (Section)	63.4 (600m)
Race State	Finished



Eagle FarmProfessional
Race 6: XXXX QTIS Three-Years-Old Handicap - 1820m
14 February 2026 - 14:24
Track Rating: Soft 6, Weather: Overcast, Rail Position: +4m Entire



Section	Overall	1600m	1400m	1200m	1000m	800m	600m	400m	200m				
Section Times	1:53.70 [9] (0:15.68)	1:38.02 [3] (0:12.08)	1:25.94 [3] (0:12.30)	1:13.64 [3] (0:12.73)	1:00.91 [3] (0:12.61)	0:48.30 [3] (0:12.10)	0:36.20 [3] (0:11.68)	0:24.52 [4] (0:11.72)	0:12.80 [5] (0:12.80)				
Average Speed [km/h]	51.1	60.4	58.6	56.6	57.8	60.0	62.4	61.4	56.6				
Top Speed [km/h]	59.9	60.7	59.8	57.4	58.9	62.0	63.4	63.2	59.6				
Avg. Dist. to Rail [m]	3.8	2.5	2.6	2.8	2.4	2.0	2.5	4.5	6.3				
Avg. Stride Freq. [Hz]	2.2	2.4	2.3	2.2	2.3	2.3	2.4	2.4	2.3				
Avg. Stride Length [m]	6.3	6.9	7.0	7.0	6.8	7.2	7.0	7.1	6.7				



[] Ranking at each section and finish
-.-.- No data available at this section
NA No data available



Eagle Farm Professional

Race 7: Girls Day Out 7 March Handicap - 1400m

14 February 2026 - 15:02



BRISBANE
RACING CLUB

Track Rating: Soft 6, Weather: Overcast, Rail Position: +4m Entire

Section						Overall	1200m	1000m	800m	600m	400m	Last 600m	
Field Times						1:23.68 (0:13.75)	1:09.93 (0:11.32)	0:58.61 (0:11.67)	0:46.94 (0:11.70)	0:35.24 (0:11.35)	0:23.89 (0:11.57)	0:35.24	
Rank	TAB	Horse/Jockey	Barrier	Top Speed [km/h]	Fastest Section							Distance Travelled [m]	
1	1	GREEN FLY	9	65.9	0:11.20	1:23.68 [1]	1:08.82 [9]	0:57.45 [9]	0:45.99 [8]	0:34.36 [8]	0:23.12 [6]	0:34.36	
		Damien Thornton		400m	400m	(0:14.86)	(0:11.37)	(0:11.46)	(0:11.63)	(0:11.24)	(0:11.20)		
2	4	JOHN RAMBO	2	64.9	0:11.37	1:23.81 [2]	1:09.74 [4]	0:58.35 [4]	0:46.74 [5]	0:35.05 [4]	0:23.53 [4]	0:35.05 +6	
		Cejay Graham		1200m	400m	(0:14.07)	(0:11.39)	(0:11.61)	(0:11.69)	(0:11.52)	(0:11.37)		
3	9	TONNEOFGRIT	1	64.3	0:11.32	1:24.36 [3]	1:10.20 [5]	0:58.82 [5]	0:47.41 [4]	0:35.89 [2]	0:24.57 [1]	0:35.89 +4	
		Tahlia Fenlon		400m	600m	(0:14.16)	(0:11.38)	(0:11.41)	(0:11.52)	(0:11.32)	(0:11.57)		
4	12	SUPER DUCK	5	65.2	0:11.36	1:24.60 [4]	1:10.70 [2]	0:59.34 [3]	0:47.73 [2]	0:35.98 [3]	0:24.35 [3]	0:35.98 +6	
		Tiffani Brooker		Overall	1200m	(0:13.90)	(0:11.36)	(0:11.61)	(0:11.75)	(0:11.63)	(0:11.66)		
5	8	LADY SHOTGUN	6	65.6	0:11.27	1:24.61 [5]	1:10.00 [7]	0:58.73 [7]	0:47.35 [6]	0:35.69 [6]	0:24.23 [5]	0:35.69 +2	
		Mark Du Plessis		1200m	1200m	(0:14.61)	(0:11.27)	(0:11.38)	(0:11.66)	(0:11.46)	(0:11.61)		
6	3	AGE OF KINGS	8	64.7	0:11.44	1:24.89 [6]	1:10.20 [8]	0:58.76 [8]	0:47.13 [9]	0:35.52 [9]	0:23.97 [9]	0:35.52 +3	
		Andrew Mallyon		1200m	1200m	(0:14.69)	(0:11.44)	(0:11.63)	(0:11.61)	(0:11.55)	(0:11.47)		
7	7	FREE CARRY	4	65.5	0:11.34	1:25.07 [7]	1:11.32 [1]	0:59.98 [2]	0:48.33 [1]	0:36.63 [1]	0:25.05 [2]	0:36.63 +4	
		Emily Lang		Overall	1200m	(0:13.75)	(0:11.34)	(0:11.65)	(0:11.70)	(0:11.58)	(0:11.88)		
8	5	QUEEN AIR	7	65.9	0:11.07	1:26.10 [8]	1:12.10 [3]	1:01.03 [1]	0:49.17 [3]	0:37.34 [5]	0:25.47 [8]	0:37.34 +1	
		Ben Thompson		1200m	1200m	(0:14.00)	(0:11.07)	(0:11.86)	(0:11.83)	(0:11.87)	(0:12.22)		
9	10	SHIHAB	3	64.2	0:11.42	1:26.20 [9]	1:11.79 [6]	1:00.37 [6]	0:48.74 [7]	0:37.16 [7]	0:25.64 [7]	0:37.16 +2	
		Daniel Moor		1200m	1200m	(0:14.41)	(0:11.42)	(0:11.63)	(0:11.58)	(0:11.52)	(0:12.08)		

Scratched: Zoology (#2), Ser Joh (#6), Last Command (#11), Watermelon (#13)



Eagle Farm Professional

Race 7: Girls Day Out 7 March Handicap - 1400m

14 February 2026 - 15:02



BRISBANE
RACING CLUB

Track Rating: Soft 6, Weather: Overcast, Rail Position: +4m Entire

Section Field Times				200m 0:12.32 (0:12.32)				Last 600m 0:35.24	
Rank	TAB	Horse/Jockey	Barrier	Top Speed [km/h]	Fastest Section	Margin		Distance Travelled [m]	
1	1	GREEN FLY	9	65.9	0:11.20	0:11.92 [3]	1:23.68	0:34.36	
		Damien Thornton		400m	400m	(0:11.92)			
2	4	JOHN RAMBO	2	64.9	0:11.37	0:12.16 [2]	0.78L	0:35.05	+6
		Cejay Graham		1200m	400m	(0:12.16)			
3	9	TONNEOFGRIT	1	64.3	0:11.32	0:13.00 [1]	3.98L	0:35.89	+4
		Tahlia Fenlon		400m	600m	(0:13.00)			
4	12	SUPER DUCK	5	65.2	0:11.36	0:12.69 [5]	5.45L	0:35.98	+6
		Tiffani Brooker		Overall	1200m	(0:12.69)			
5	8	LADY SHOTGUN	6	65.6	0:11.27	0:12.62 [6]	5.49L	0:35.69	+2
		Mark Du Plessis		1200m	1200m	(0:12.62)			
6	3	AGE OF KINGS	8	64.7	0:11.44	0:12.50 [7]	7.1L	0:35.52	+3
		Andrew Mallyon		1200m	1200m	(0:12.50)			
7	7	FREE CARRY	4	65.5	0:11.34	0:13.17 [4]	8.18L	0:36.63	+4
		Emily Lang		Overall	1200m	(0:13.17)			
8	5	QUEEN AIR	7	65.9	0:11.07	0:13.25 [9]	14.24L	0:37.34	+1
		Ben Thompson		1200m	1200m	(0:13.25)			
9	10	SHIHAB	3	64.2	0:11.42	0:13.56 [8]	14.81L	0:37.16	+2
		Daniel Moor		1200m	1200m	(0:13.56)			

Scratched: Zoology (#2), Ser Joh (#6), Last Command (#11), Watermelon (#13)



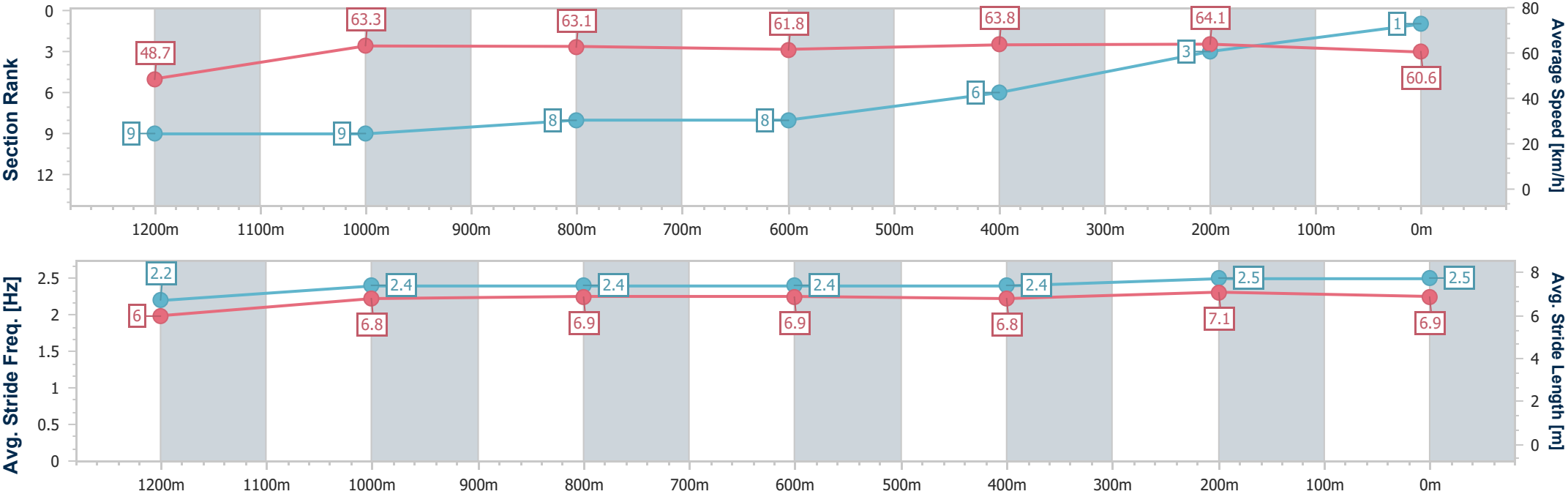
Horse/Jockey Name	Green Fly
Final Rank	1
Fastest Section Time (Section)	0:11.20 (400m)
Top Speed [km/h] (Section)	65.9 (400m)
Race State	Finished



Eagle Farm Professional
Race 7: Girls Day Out 7 March Handicap - 1400m
14 February 2026 - 15:02
Track Rating: Soft 6, Weather: Overcast, Rail Position: +4m Entire



Section	Overall	1200m	1000m	800m	600m	400m	200m						
Section Times	1:23.68 [1] (0:14.86)	1:08.82 [9] (0:11.37)	0:57.45 [9] (0:11.46)	0:45.99 [8] (0:11.63)	0:34.36 [8] (0:11.24)	0:23.12 [6] (0:11.20)	0:11.92 [3] (0:11.92)						
Average Speed [km/h]	48.7	63.3	63.1	61.8	63.8	64.1	60.6						
Top Speed [km/h]	61.8	64.9	64.3	62.7	64.6	65.9	63.1						
Avg. Dist. to Rail [m]	7.3	2.7	0.7	0.5	1.1	5.0	5.6						
Avg. Stride Freq. [Hz]	2.2	2.4	2.4	2.4	2.4	2.5	2.5						
Avg. Stride Length [m]	6.0	6.8	6.9	6.9	6.8	7.1	6.9						





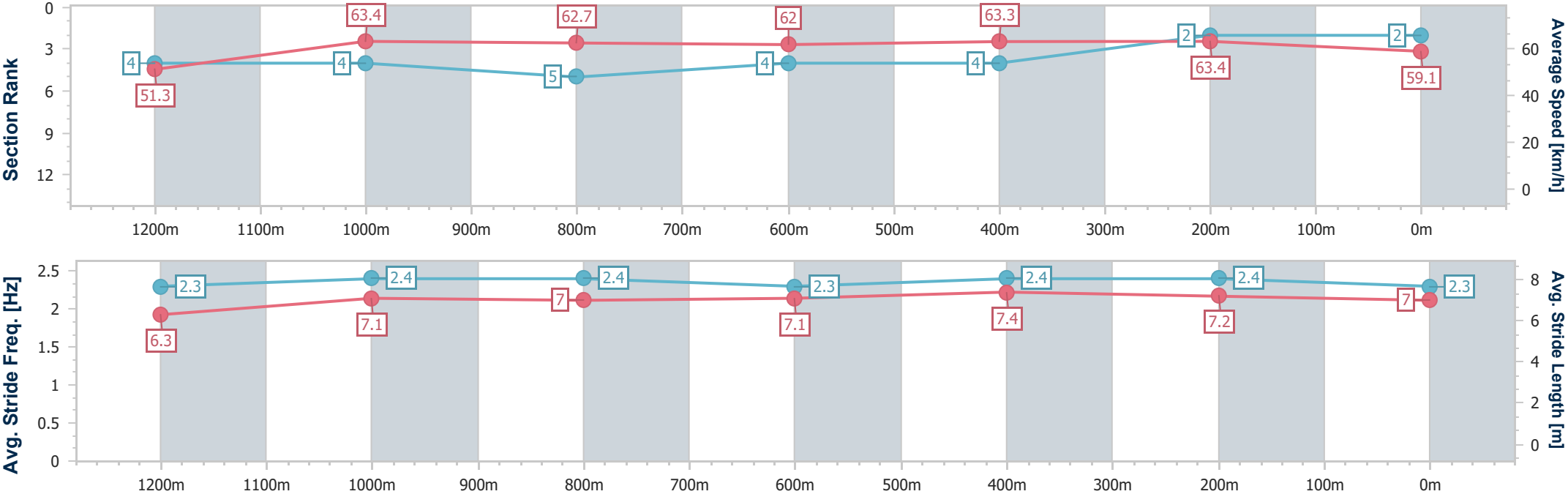
Horse/Jockey Name	John Rambo
Final Rank	2
Fastest Section Time (Section)	0:11.37 (400m)
Top Speed [km/h] (Section)	64.9 (1200m)
Race State	Finished



Eagle Farm Professional
Race 7: Girls Day Out 7 March Handicap - 1400m
14 February 2026 - 15:02
Track Rating: Soft 6, Weather: Overcast, Rail Position: +4m Entire



Section	Overall	1200m	1000m	800m	600m	400m	200m						
Section Times	1:23.81 [2] (0:14.07)	1:09.74 [4] (0:11.39)	0:58.35 [4] (0:11.61)	0:46.74 [5] (0:11.69)	0:35.05 [4] (0:11.52)	0:23.53 [4] (0:11.37)	0:12.16 [2] (0:12.16)						
Average Speed [km/h]	51.3	63.4	62.7	62.0	63.3	63.4	59.1						
Top Speed [km/h]	64.7	64.9	63.9	62.6	64.4	64.4	62.0						
Avg. Dist. to Rail [m]	3.4	3.3	2.3	1.4	2.3	5.5	5.0						
Avg. Stride Freq. [Hz]	2.3	2.4	2.4	2.3	2.4	2.4	2.3						
Avg. Stride Length [m]	6.3	7.1	7.0	7.1	7.4	7.2	7.0						





Horse/Jockey Name	Tonneofgrit
Final Rank	3
Fastest Section Time (Section)	0:11.32 (600m)
Top Speed [km/h] (Section)	64.3 (400m)
Race State	Finished

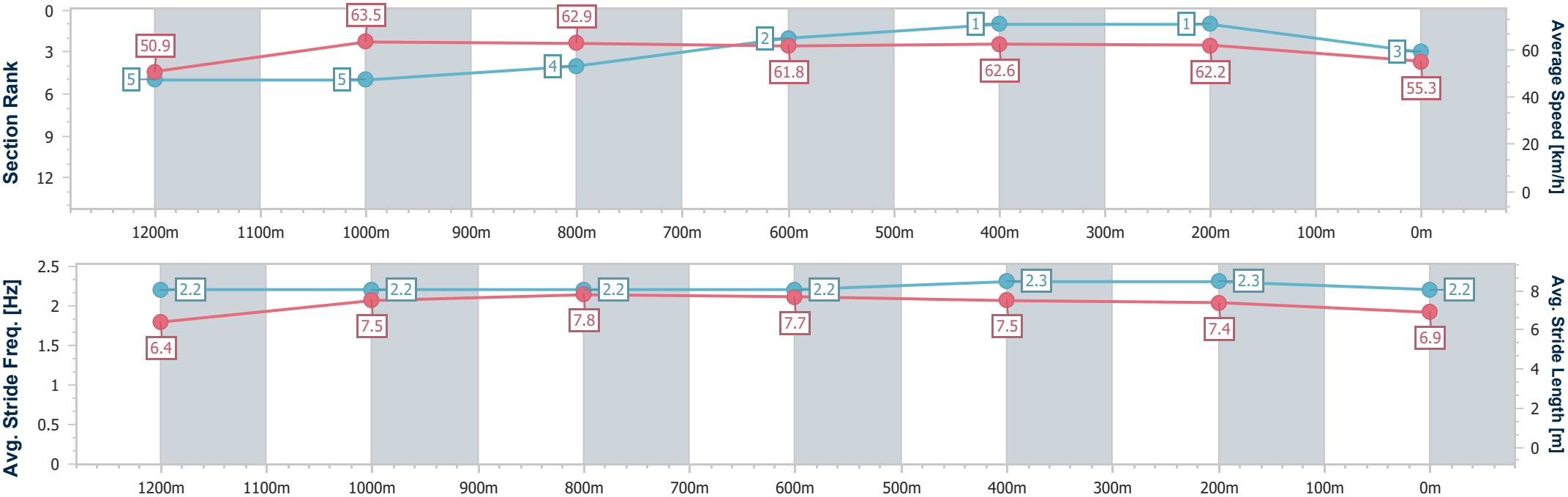


Eagle Farm Professional
Race 7: Girls Day Out 7 March Handicap - 1400m
14 February 2026 - 15:02
Track Rating: Soft 6, Weather: Overcast, Rail Position: +4m Entire



BRISBANE
RACING CLUB

Section	Overall	1200m	1000m	800m	600m	400m	200m						
Section Times	1:24.36 [3] (0:14.16)	1:10.20 [5] (0:11.38)	0:58.82 [5] (0:11.41)	0:47.41 [4] (0:11.52)	0:35.89 [2] (0:11.32)	0:24.57 [1] (0:11.57)	0:13.00 [1] (0:13.00)						
Average Speed [km/h]	50.9	63.5	62.9	61.8	62.6	62.2	55.3						
Top Speed [km/h]	63.1	63.7	63.0	61.7	63.1	64.3	58.6						
Avg. Dist. to Rail [m]	1.9	1.9	1.1	2.2	3.2	1.5	0.5						
Avg. Stride Freq. [Hz]	2.2	2.2	2.2	2.2	2.3	2.3	2.2						
Avg. Stride Length [m]	6.4	7.5	7.8	7.7	7.5	7.4	6.9						





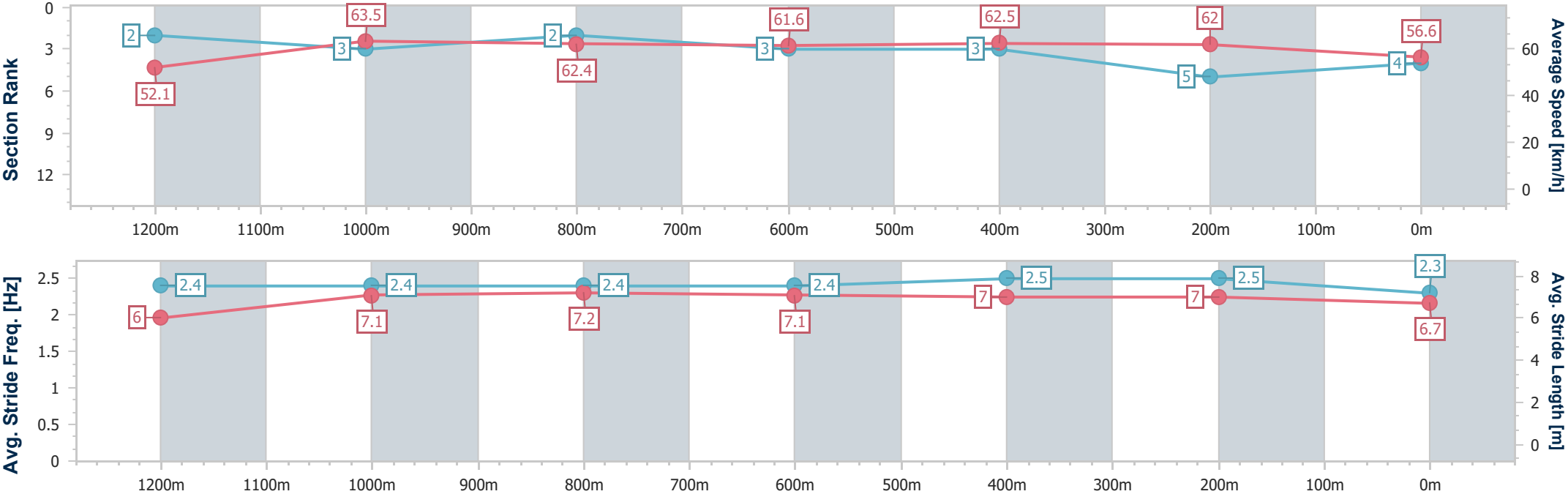
Horse/Jockey Name	Super Duck
Final Rank	4
Fastest Section Time (Section)	0:11.36 (1200m)
Top Speed [km/h] (Section)	65.2 (Overall)
Race State	Finished



Eagle Farm Professional
Race 7: Girls Day Out 7 March Handicap - 1400m
14 February 2026 - 15:02
Track Rating: Soft 6, Weather: Overcast, Rail Position: +4m Entire



Section	Overall	1200m	1000m	800m	600m	400m	200m						
Section Times	1:24.60 [4] (0:13.90)	1:10.70 [2] (0:11.36)	0:59.34 [3] (0:11.61)	0:47.73 [2] (0:11.75)	0:35.98 [3] (0:11.63)	0:24.35 [3] (0:11.66)	0:12.69 [5] (0:12.69)						
Average Speed [km/h]	52.1	63.5	62.4	61.6	62.5	62.0	56.6						
Top Speed [km/h]	65.2	64.9	64.2	61.9	63.6	62.8	59.9						
Avg. Dist. to Rail [m]	5.3	2.3	1.4	0.9	2.7	7.5	9.6						
Avg. Stride Freq. [Hz]	2.4	2.4	2.4	2.4	2.5	2.5	2.3						
Avg. Stride Length [m]	6.0	7.1	7.2	7.1	7.0	7.0	6.7						





Horse/Jockey Name	Lady Shotgun
Final Rank	5
Fastest Section Time (Section)	0:11.27 (1200m)
Top Speed [km/h] (Section)	65.6 (1200m)
Race State	Finished

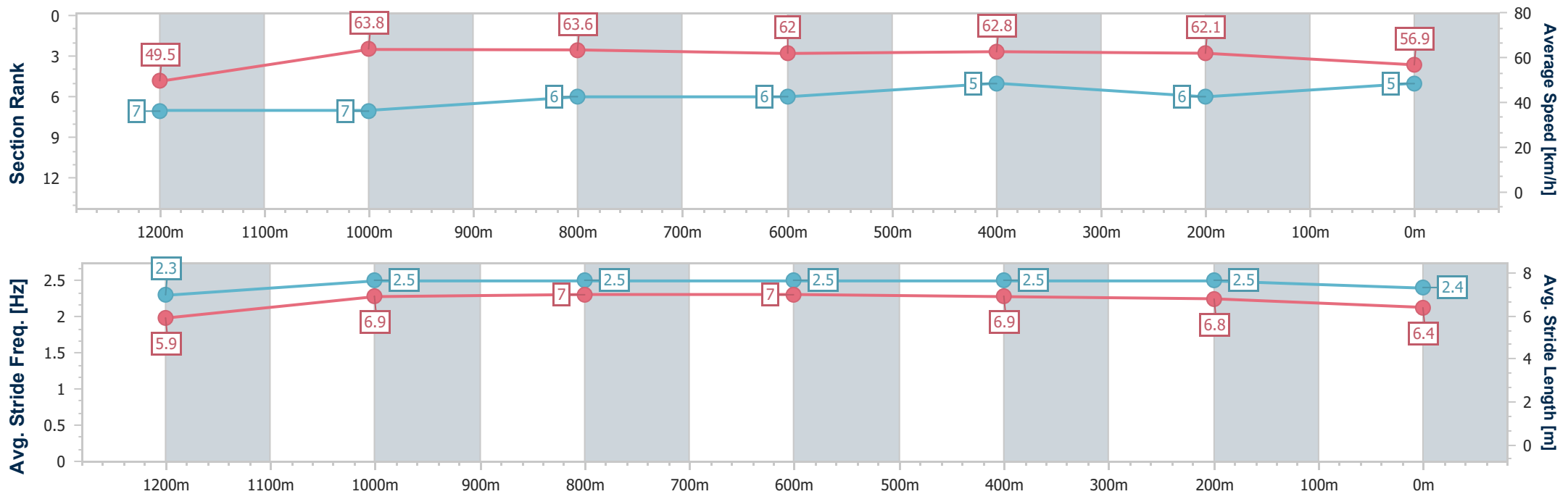


Eagle Farm Professional
Race 7: Girls Day Out 7 March Handicap - 1400m
14 February 2026 - 15:02
Track Rating: Soft 6, Weather: Overcast, Rail Position: +4m Entire



BRISBANE
RACING CLUB

Section	Overall	1200m	1000m	800m	600m	400m	200m						
Section Times	1:24.61 [5] (0:14.61)	1:10.00 [7] (0:11.27)	0:58.73 [7] (0:11.38)	0:47.35 [6] (0:11.66)	0:35.69 [6] (0:11.46)	0:24.23 [5] (0:11.61)	0:12.62 [6] (0:12.62)						
Average Speed [km/h]	49.5	63.8	63.6	62.0	62.8	62.1	56.9						
Top Speed [km/h]	63.3	65.6	64.7	62.7	63.9	63.3	60.2						
Avg. Dist. to Rail [m]	4.0	1.6	1.0	0.4	0.5	2.5	2.4						
Avg. Stride Freq. [Hz]	2.3	2.5	2.5	2.5	2.5	2.5	2.4						
Avg. Stride Length [m]	5.9	6.9	7.0	7.0	6.9	6.8	6.4						





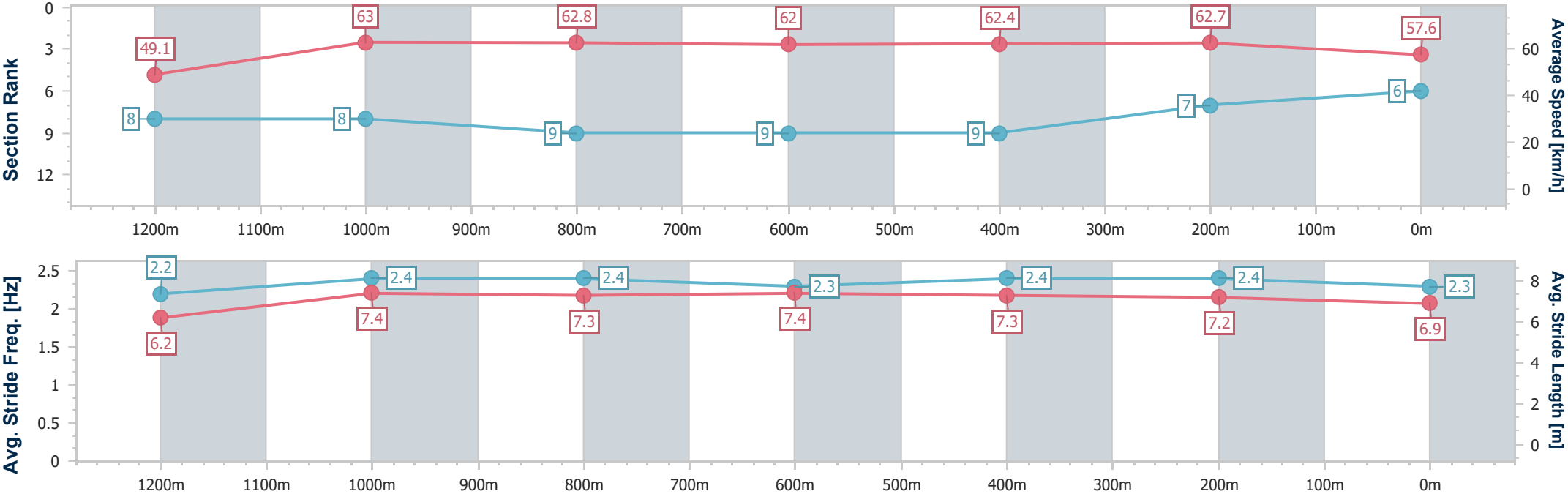
Horse/Jockey Name	Age Of Kings
Final Rank	6
Fastest Section Time (Section)	0:11.44 (1200m)
Top Speed [km/h] (Section)	64.7 (1200m)
Race State	Finished



Eagle Farm Professional
Race 7: Girls Day Out 7 March Handicap - 1400m
14 February 2026 - 15:02
Track Rating: Soft 6, Weather: Overcast, Rail Position: +4m Entire



Section	Overall	1200m	1000m	800m	600m	400m	200m						
Section Times	1:24.89 [6] (0:14.69)	1:10.20 [8] (0:11.44)	0:58.76 [8] (0:11.63)	0:47.13 [9] (0:11.61)	0:35.52 [9] (0:11.55)	0:23.97 [9] (0:11.47)	0:12.50 [7] (0:12.50)						
Average Speed [km/h]	49.1	63.0	62.8	62.0	62.4	62.7	57.6						
Top Speed [km/h]	63.1	64.7	64.2	63.2	63.0	63.7	61.4						
Avg. Dist. to Rail [m]	6.6	3.5	2.0	0.4	1.1	6.5	6.1						
Avg. Stride Freq. [Hz]	2.2	2.4	2.4	2.3	2.4	2.4	2.3						
Avg. Stride Length [m]	6.2	7.4	7.3	7.4	7.3	7.2	6.9						





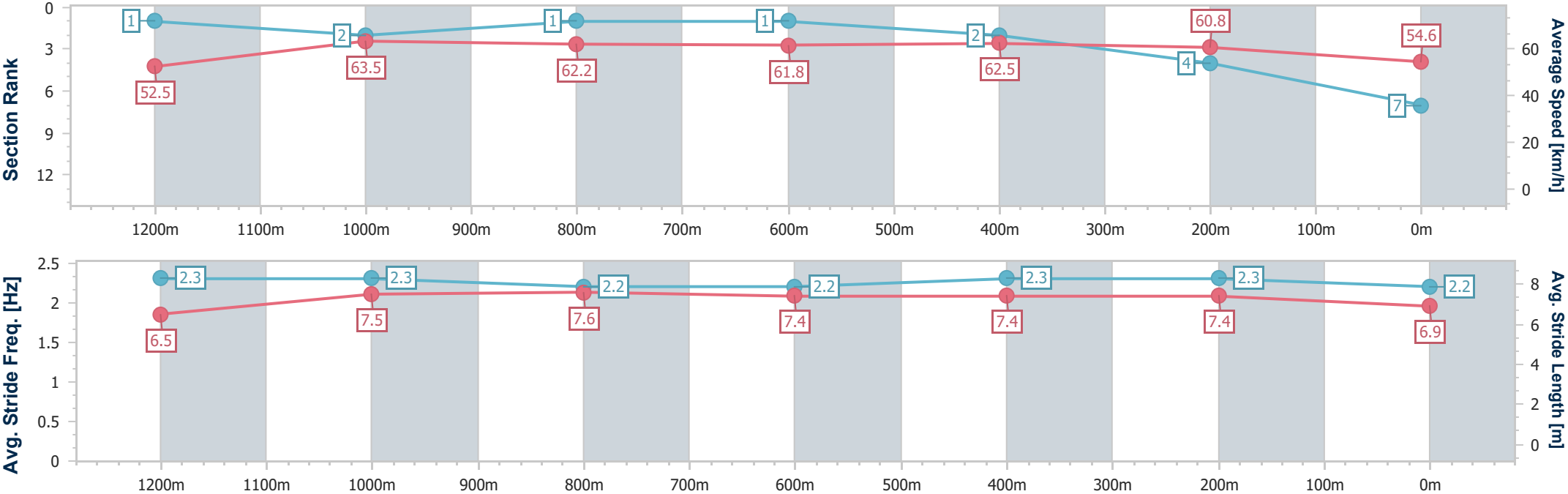
Horse/Jockey Name	Free Carry
Final Rank	7
Fastest Section Time (Section)	0:11.34 (1200m)
Top Speed [km/h] (Section)	65.5 (Overall)
Race State	Finished



Eagle Farm Professional
Race 7: Girls Day Out 7 March Handicap - 1400m
14 February 2026 - 15:02
Track Rating: Soft 6, Weather: Overcast, Rail Position: +4m Entire



Section	Overall	1200m	1000m	800m	600m	400m	200m						
Section Times	1:25.07 [7] (0:13.75)	1:11.32 [1] (0:11.34)	0:59.98 [2] (0:11.65)	0:48.33 [1] (0:11.70)	0:36.63 [1] (0:11.58)	0:25.05 [2] (0:11.88)	0:13.17 [4] (0:13.17)						
Average Speed [km/h]	52.5	63.5	62.2	61.8	62.5	60.8	54.6						
Top Speed [km/h]	65.5	64.6	64.0	62.6	63.1	62.1	57.7						
Avg. Dist. to Rail [m]	4.6	2.0	1.3	1.3	1.2	4.4	4.1						
Avg. Stride Freq. [Hz]	2.3	2.3	2.2	2.2	2.3	2.3	2.2						
Avg. Stride Length [m]	6.5	7.5	7.6	7.4	7.4	7.4	6.9						





Horse/Jockey Name	Queen Air
Final Rank	8
Fastest Section Time (Section)	0:11.07 (1200m)
Top Speed [km/h] (Section)	65.9 (1200m)
Race State	Finished

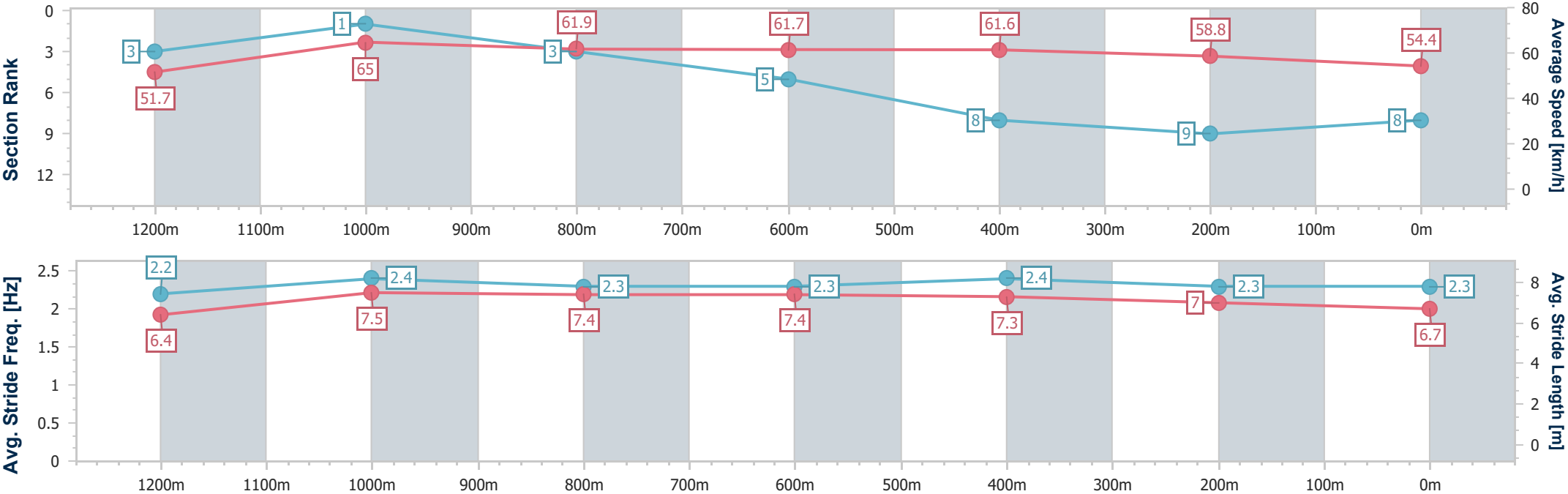


Eagle Farm Professional
Race 7: Girls Day Out 7 March Handicap - 1400m
14 February 2026 - 15:02
Track Rating: Soft 6, Weather: Overcast, Rail Position: +4m Entire



BRISBANE
RACING CLUB

Section	Overall	1200m	1000m	800m	600m	400m	200m						
Section Times	1:26.10 [8] (0:14.00)	1:12.10 [3] (0:11.07)	1:01.03 [1] (0:11.86)	0:49.17 [3] (0:11.83)	0:37.34 [5] (0:11.87)	0:25.47 [8] (0:12.22)	0:13.25 [9] (0:13.25)						
Average Speed [km/h]	51.7	65.0	61.9	61.7	61.6	58.8	54.4						
Top Speed [km/h]	65.3	65.9	62.9	62.6	62.2	61.0	56.8						
Avg. Dist. to Rail [m]	6.7	4.5	3.5	2.9	3.0	6.6	8.2						
Avg. Stride Freq. [Hz]	2.2	2.4	2.3	2.3	2.4	2.3	2.3						
Avg. Stride Length [m]	6.4	7.5	7.4	7.4	7.3	7.0	6.7						





Horse/Jockey Name	Shihab
Final Rank	9
Fastest Section Time (Section)	0:11.42 (1200m)
Top Speed [km/h] (Section)	64.2 (1200m)
Race State	Finished

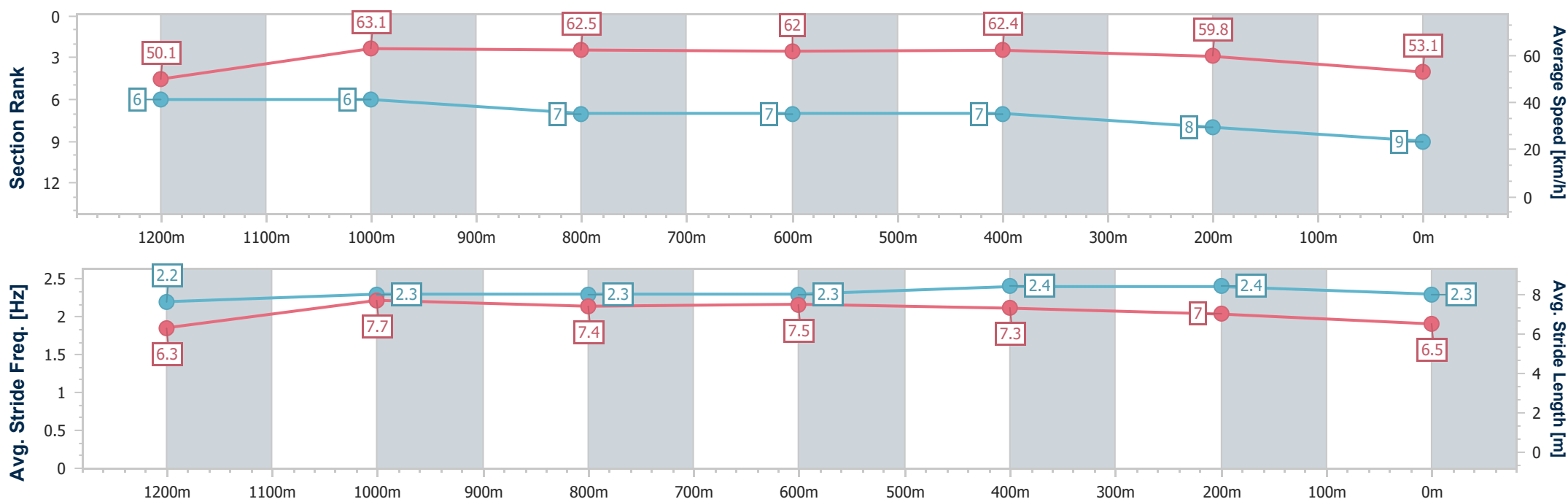


Eagle Farm Professional
Race 7: Girls Day Out 7 March Handicap - 1400m
14 February 2026 - 15:02
Track Rating: Soft 6, Weather: Overcast, Rail Position: +4m Entire



BRISBANE
RACING CLUB

Section	Overall	1200m	1000m	800m	600m	400m	200m						
Section Times	1:26.20 [9] (0:14.41)	1:11.79 [6] (0:11.42)	1:00.37 [6] (0:11.63)	0:48.74 [7] (0:11.58)	0:37.16 [7] (0:11.52)	0:25.64 [7] (0:12.08)	0:13.56 [8] (0:13.56)						
Average Speed [km/h]	50.1	63.1	62.5	62.0	62.4	59.8	53.1						
Top Speed [km/h]	64.0	64.2	63.5	62.5	62.7	62.3	56.6						
Avg. Dist. to Rail [m]	3.7	3.0	1.5	0.6	0.7	4.4	4.5						
Avg. Stride Freq. [Hz]	2.2	2.3	2.3	2.3	2.4	2.4	2.3						
Avg. Stride Length [m]	6.3	7.7	7.4	7.5	7.3	7.0	6.5						





Eagle Farm Professional

Race 8: Drinkwise BM85 Handicap - 1600m

14 February 2026 - 15:43



BRISBANE
RACING CLUB

Track Rating: Soft 7, Weather: Overcast, Rail Position: +4m Entire

Section						Overall	1400m	1200m	1000m	800m	600m	400m	Last 600m		
Field Times						1:36.83 (0:13.41)	1:23.42 (0:11.21)	1:12.21 (0:11.90)	1:00.31 (0:12.31)	0:48.00 (0:12.21)	0:35.79 (0:11.86)	0:23.93 (0:11.68)	0:35.79		
Rank	TAB	Horse/Jockey	Barrier	Top Speed [km/h]	Fastest Section										Distance Travelled [m]
1	9	NOBLE CONQUEROR	10	64.9	0:11.37	1:36.83 [1]	1:22.66 [9]	1:11.11 [10]	0:59.12 [10]	0:46.81 [10]	0:34.82 [10]	0:23.45 [9]	0:34.82		
		Andrew Mallyon		Overall	600m	(0:14.17)	(0:11.55)	(0:11.99)	(0:12.31)	(0:11.99)	(0:11.37)	(0:11.46)			
2	6	NAILS MURPHY	7	64.4	0:11.34	1:36.86 [2]	1:22.91 [6]	1:11.34 [8]	0:59.33 [9]	0:46.88 [9]	0:34.87 [9]	0:23.33 [10]	0:34.87	+6	
		Ryan Maloney		600m	400m	(0:13.95)	(0:11.57)	(0:12.01)	(0:12.45)	(0:12.01)	(0:11.54)	(0:11.34)			
3	4	GALIFIANAKIS	1	66.0	0:11.30	1:37.15 [3]	1:23.63 [2]	1:12.33 [3]	1:00.47 [3]	0:48.18 [2]	0:35.99 [2]	0:24.25 [1]	0:35.99	-2	
		Benjamin Osmond		1400m	1400m	(0:13.52)	(0:11.30)	(0:11.86)	(0:12.29)	(0:12.19)	(0:11.74)	(0:11.68)			
4	8	JUST FLYING	8	66.9	0:11.16	1:37.34 [4]	1:23.80 [3]	1:12.64 [2]	1:00.66 [2]	0:48.33 [3]	0:36.18 [3]	0:24.29 [3]	0:36.18	+8	
		Emily Lang		Overall	1400m	(0:13.54)	(0:11.16)	(0:11.98)	(0:12.33)	(0:12.15)	(0:11.89)	(0:11.81)			
5	11	THAT'S MOLLY	3	65.5	0:11.29	1:37.35 [5]	1:23.06 [10]	1:11.77 [9]	0:59.89 [8]	0:47.61 [8]	0:35.76 [7]	0:24.07 [7]	0:35.76	-3	
		Ron Stewart		Overall	1400m	(0:14.29)	(0:11.29)	(0:11.88)	(0:12.28)	(0:11.85)	(0:11.69)	(0:11.62)			
6	7	NAVAL SEAL	4	65.5	0:11.25	1:37.38 [6]	1:23.23 [8]	1:11.98 [7]	1:00.15 [7]	0:47.82 [7]	0:35.71 [8]	0:24.20 [6]	0:35.71	+0	
		Ben Thompson		1400m	1400m	(0:14.15)	(0:11.25)	(0:11.83)	(0:12.33)	(0:12.11)	(0:11.51)	(0:11.61)			
7	5	DEMON DARB	2	64.2	0:11.41	1:37.39 [7]	1:23.68 [5]	1:12.27 [5]	1:00.33 [6]	0:48.01 [4]	0:36.01 [5]	0:24.31 [4]	0:36.01	+4	
		Corey Sutherland		1400m	1400m	(0:13.71)	(0:11.41)	(0:11.94)	(0:12.32)	(0:12.00)	(0:11.70)	(0:11.90)			
8	3	ZOOLOGY	9	66.1	0:11.19	1:37.67 [8]	1:23.70 [7]	1:12.51 [6]	1:00.65 [5]	0:48.17 [6]	0:36.11 [6]	0:24.35 [8]	0:36.11	+3	
		Rob Thorburn		Overall	1400m	(0:13.97)	(0:11.19)	(0:11.86)	(0:12.48)	(0:12.06)	(0:11.76)	(0:11.60)			
9	14	KATDEEL	5	65.5	0:11.50	1:37.90 [9]	1:24.33 [4]	1:12.83 [4]	1:00.90 [4]	0:48.50 [5]	0:36.52 [4]	0:24.80 [5]	0:36.52	+3	
		Cejay Graham		Overall	1400m	(0:13.57)	(0:11.50)	(0:11.93)	(0:12.40)	(0:11.98)	(0:11.72)	(0:11.89)			
10	2	COSMIC VEGA	6	67.4	0:11.21	1:38.62 [10]	1:25.21 [1]	1:14.00 [1]	1:02.10 [1]	0:49.79 [1]	0:37.58 [1]	0:25.66 [2]	0:37.58	+5	
		Chelsea Baker		Overall	1400m	(0:13.41)	(0:11.21)	(0:11.90)	(0:12.31)	(0:12.21)	(0:11.92)	(0:12.26)			

Scratched: Rezone (#13), Last Command (#10), Diamond Epic (#12), Living Free (#1)

Report Created: Sat 14 February 2026 16:25 GMT+ (Note: Timing is based on position data)

Page 1/12

[] Ranking at each section and finish
-:-:- No data available at this section
NA No data available

SCN Saddle cloth number
DNF Did not finish
DNT Did not track

data processed by  TRIPLESDATA



Eagle Farm Professional

Race 8: Drinkwise BM85 Handicap - 1600m

14 February 2026 - 15:43



BRISBANE
RACING CLUB

Track Rating: Soft 7, Weather: Overcast, Rail Position: +4m Entire

Section Field Times				200m 0:12.25 (0:12.25)		Last 600m 0:35.79			
Rank	TAB	Horse/Jockey	Barrier	Top Speed [km/h]	Fastest Section	Margin			Distance Travelled [m]
1	9	NOBLE CONQUEROR	10	64.9	0:11.37	0:11.99 [3]	1:36.83		0:34.82
		Andrew Mallyon		Overall	600m	(0:11.99)			
2	6	NAILS MURPHY	7	64.4	0:11.34	0:11.99 [5]	0.2L		0:34.87 +6
		Ryan Maloney		600m	400m	(0:11.99)			
3	4	GALIFIANAKIS	1	66.0	0:11.30	0:12.57 [1]	1.93L		0:35.99 -2
		Benjamin Osmond		1400m	1400m	(0:12.57)			
4	8	JUST FLYING	8	66.9	0:11.16	0:12.48 [4]	3L		0:36.18 +8
		Emily Lang		Overall	1400m	(0:12.48)			
5	11	THAT'S MOLLY	3	65.5	0:11.29	0:12.45 [6]	3.08L		0:35.76 -3
		Ron Stewart		Overall	1400m	(0:12.45)			
6	7	NAVAL SEAL	4	65.5	0:11.25	0:12.59 [2]	3.25L		0:35.71 +0
		Ben Thompson		1400m	1400m	(0:12.59)			
7	5	DEMON DARB	2	64.2	0:11.41	0:12.41 [8]	3.34L		0:36.01 +4
		Corey Sutherland		1400m	1400m	(0:12.41)			
8	3	ZOOLOGY	9	66.1	0:11.19	0:12.75 [7]	4.99L		0:36.11 +3
		Rob Thorburn		Overall	1400m	(0:12.75)			
9	14	KATDEEL	5	65.5	0:11.50	0:12.91 [9]	6.3L		0:36.52 +3
		Cejay Graham		Overall	1400m	(0:12.91)			
10	2	COSMIC VEGA	6	67.4	0:11.21	0:13.40 [10]	10.55L		0:37.58 +5
		Chelsea Baker		Overall	1400m	(0:13.40)			

Scratched: Rezone (#13), Last Command (#10), Diamond Epic (#12), Living Free (#1)

Report Created: Sat 14 February 2026 16:25 GMT+ (Note: Timing is based on position data)

Page 2/12

[] Ranking at each section and finish
-:-:- No data available at this section
NA No data available

SCN Saddle cloth number
DNF Did not finish
DNT Did not track

data processed by  TRIPLESDATA



Horse/Jockey Name	Noble Conqueror
Final Rank	1
Fastest Section Time (Section)	0:11.37 (600m)
Top Speed [km/h] (Section)	64.9 (Overall)
Race State	Finished

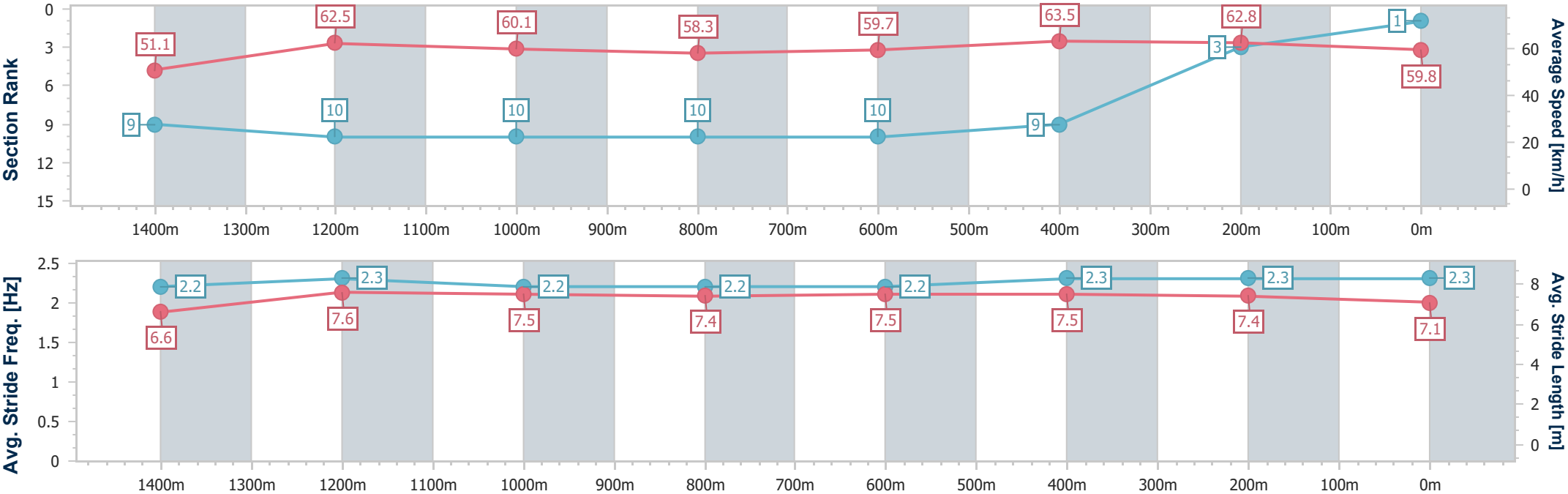


Eagle Farm Professional
Race 8: Drinkwise BM85 Handicap - 1600m
14 February 2026 - 15:43
Track Rating: Soft 7, Weather: Overcast, Rail Position: +4m Entire



BRISBANE
RACING CLUB

Section	Overall	1400m	1200m	1000m	800m	600m	400m	200m					
Section Times	1:36.83 [1] (0:14.17)	1:22.66 [9] (0:11.55)	1:11.11 [10] (0:11.99)	0:59.12 [10] (0:12.31)	0:46.81 [10] (0:11.99)	0:34.82 [10] (0:11.37)	0:23.45 [9] (0:11.46)	0:11.99 [3] (0:11.99)					
Average Speed [km/h]	51.1	62.5	60.1	58.3	59.7	63.5	62.8	59.8					
Top Speed [km/h]	64.9	64.0	61.5	60.1	61.0	64.4	64.6	61.4					
Avg. Dist. to Rail [m]	11.2	2.1	1.9	0.6	1.1	0.4	4.7	5.6					
Avg. Stride Freq. [Hz]	2.2	2.3	2.2	2.2	2.2	2.3	2.3	2.3					
Avg. Stride Length [m]	6.6	7.6	7.5	7.4	7.5	7.5	7.4	7.1					





Horse/Jockey Name	Nails Murphy
Final Rank	2
Fastest Section Time (Section)	0:11.34 (400m)
Top Speed [km/h] (Section)	64.4 (600m)
Race State	Finished

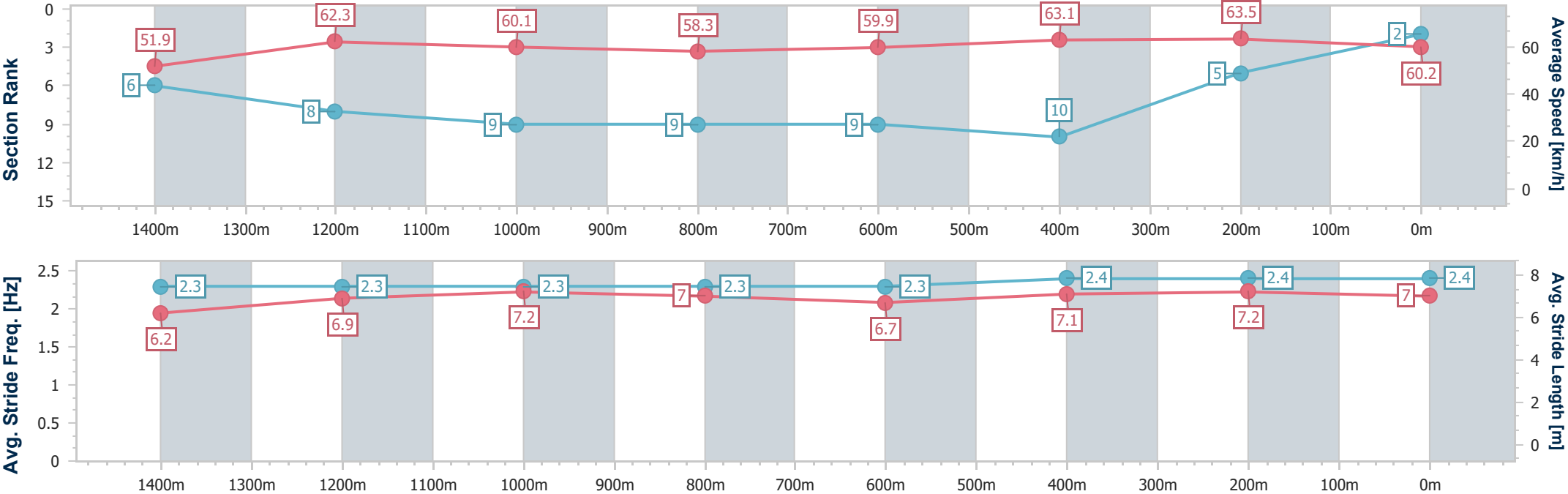


Eagle Farm Professional
Race 8: Drinkwise BM85 Handicap - 1600m
14 February 2026 - 15:43
Track Rating: Soft 7, Weather: Overcast, Rail Position: +4m Entire



BRISBANE
RACING CLUB

Section	Overall	1400m	1200m	1000m	800m	600m	400m	200m					
Section Times	1:36.86 [2] (0:13.95)	1:22.91 [6] (0:11.57)	1:11.34 [8] (0:12.01)	0:59.33 [9] (0:12.45)	0:46.88 [9] (0:12.01)	0:34.87 [9] (0:11.54)	0:23.33 [10] (0:11.34)	0:11.99 [5] (0:11.99)					
Average Speed [km/h]	51.9	62.3	60.1	58.3	59.9	63.1	63.5	60.2					
Top Speed [km/h]	63.0	63.9	61.9	60.1	61.4	64.4	63.9	62.6					
Avg. Dist. to Rail [m]	10.7	3.0	2.9	1.6	0.6	1.9	8.8	7.1					
Avg. Stride Freq. [Hz]	2.3	2.3	2.3	2.3	2.3	2.4	2.4	2.4					
Avg. Stride Length [m]	6.2	6.9	7.2	7.0	6.7	7.1	7.2	7.0					





Horse/Jockey Name	Galifianakis
Final Rank	3
Fastest Section Time (Section)	0:11.30 (1400m)
Top Speed [km/h] (Section)	66.0 (1400m)
Race State	Finished

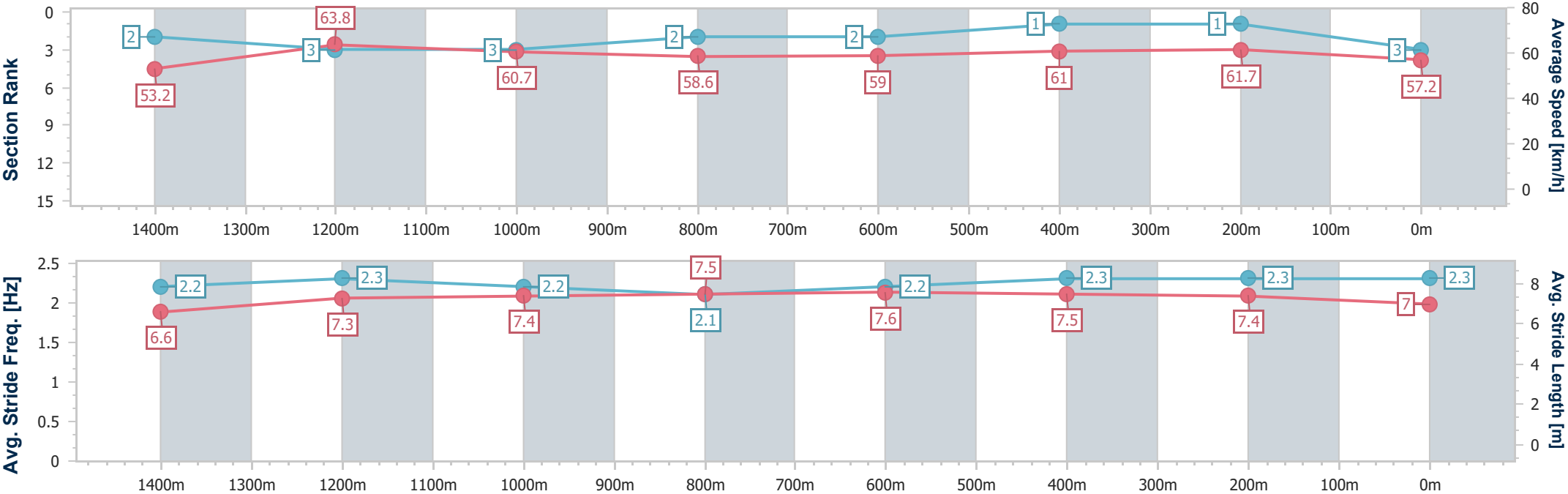


Eagle Farm Professional
Race 8: Drinkwise BM85 Handicap - 1600m
14 February 2026 - 15:43
Track Rating: Soft 7, Weather: Overcast, Rail Position: +4m Entire



BRISBANE
RACING CLUB

Section	Overall	1400m	1200m	1000m	800m	600m	400m	200m					
Section Times	1:37.15 [3] (0:13.52)	1:23.63 [2] (0:11.30)	1:12.33 [3] (0:11.86)	1:00.47 [3] (0:12.29)	0:48.18 [2] (0:12.19)	0:35.99 [2] (0:11.74)	0:24.25 [1] (0:11.68)	0:12.57 [1] (0:12.57)					
Average Speed [km/h]	53.2	63.8	60.7	58.6	59.0	61.0	61.7	57.2					
Top Speed [km/h]	65.6	66.0	62.0	59.1	59.3	62.3	62.8	59.8					
Avg. Dist. to Rail [m]	6.2	0.6	0.7	0.3	0.6	0.6	1.5	1.5					
Avg. Stride Freq. [Hz]	2.2	2.3	2.2	2.1	2.2	2.3	2.3	2.3					
Avg. Stride Length [m]	6.6	7.3	7.4	7.5	7.6	7.5	7.4	7.0					





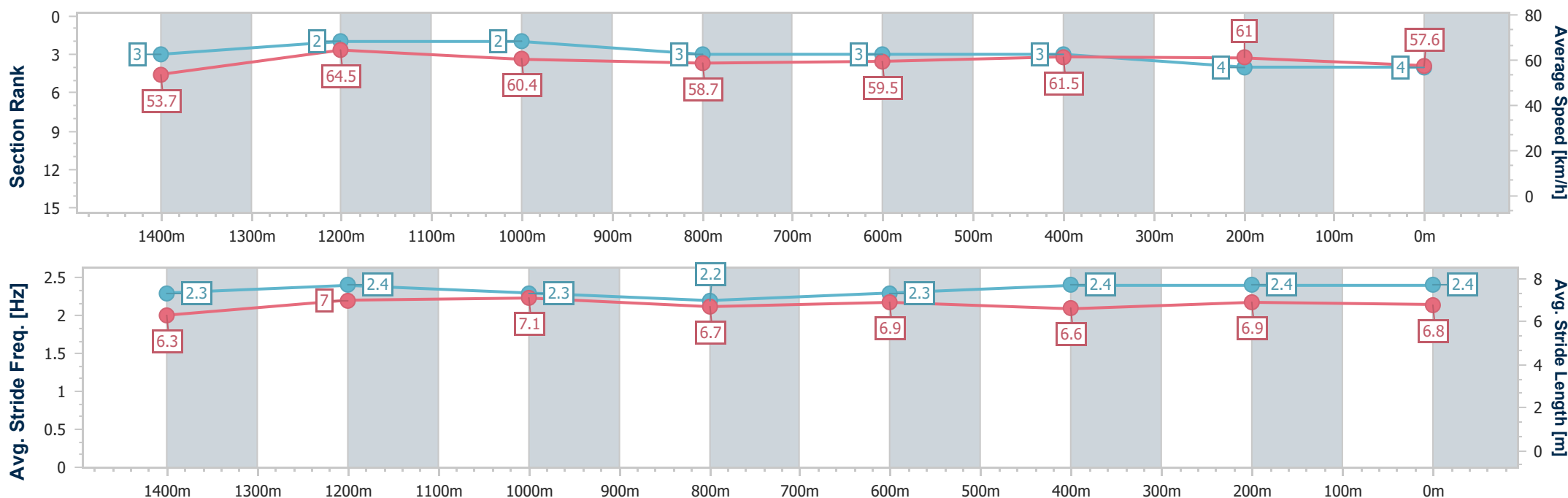
Horse/Jockey Name	Just Flying
Final Rank	4
Fastest Section Time (Section)	0:11.16 (1400m)
Top Speed [km/h] (Section)	66.9 (Overall)
Race State	Finished



Eagle Farm Professional
Race 8: Drinkwise BM85 Handicap - 1600m
14 February 2026 - 15:43
Track Rating: Soft 7, Weather: Overcast, Rail Position: +4m Entire



Section	Overall	1400m	1200m	1000m	800m	600m	400m	200m					
Section Times	1:37.34 [4] (0:13.54)	1:23.80 [3] (0:11.16)	1:12.64 [2] (0:11.98)	1:00.66 [2] (0:12.33)	0:48.33 [3] (0:12.15)	0:36.18 [3] (0:11.89)	0:24.29 [3] (0:11.81)	0:12.48 [4] (0:12.48)					
Average Speed [km/h]	53.7	64.5	60.4	58.7	59.5	61.5	61.0	57.6					
Top Speed [km/h]	66.9	66.9	61.7	59.7	60.5	62.1	62.3	60.4					
Avg. Dist. to Rail [m]	12.6	4.4	2.6	1.5	1.1	3.2	7.5	7.6					
Avg. Stride Freq. [Hz]	2.3	2.4	2.3	2.2	2.3	2.4	2.4	2.4					
Avg. Stride Length [m]	6.3	7.0	7.1	6.7	6.9	6.6	6.9	6.8					





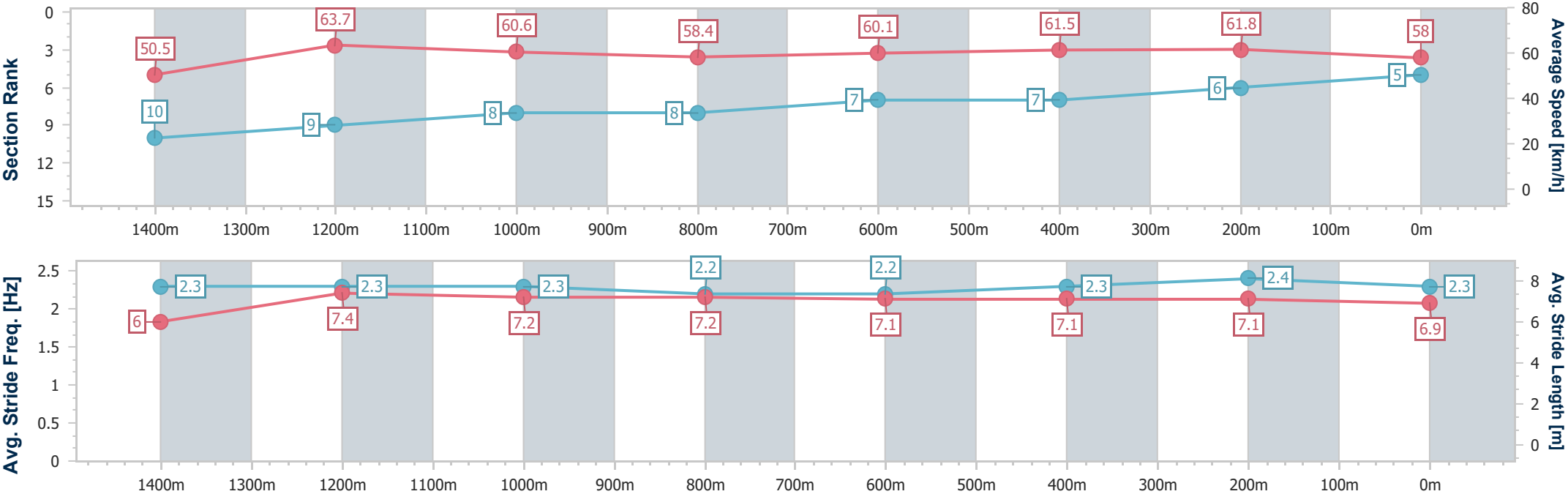
Horse/Jockey Name	That's Molly
Final Rank	5
Fastest Section Time (Section)	0:11.29 (1400m)
Top Speed [km/h] (Section)	65.5 (Overall)
Race State	Finished



Eagle Farm Professional
Race 8: Drinkwise BM85 Handicap - 1600m
14 February 2026 - 15:43
Track Rating: Soft 7, Weather: Overcast, Rail Position: +4m Entire



Section	Overall	1400m	1200m	1000m	800m	600m	400m	200m					
Section Times	1:37.35 [5] (0:14.29)	1:23.06 [10] (0:11.29)	1:11.77 [9] (0:11.88)	0:59.89 [8] (0:12.28)	0:47.61 [8] (0:11.85)	0:35.76 [7] (0:11.69)	0:24.07 [7] (0:11.62)	0:12.45 [6] (0:12.45)					
Average Speed [km/h]	50.5	63.7	60.6	58.4	60.1	61.5	61.8	58.0					
Top Speed [km/h]	65.5	65.3	62.1	59.8	61.3	62.7	64.5	60.2					
Avg. Dist. to Rail [m]	7.2	0.3	0.6	1.0	2.6	1.6	7.0	8.4					
Avg. Stride Freq. [Hz]	2.3	2.3	2.3	2.2	2.2	2.3	2.4	2.3					
Avg. Stride Length [m]	6.0	7.4	7.2	7.2	7.1	7.1	7.1	6.9					





Horse/Jockey Name	Naval Seal
Final Rank	6
Fastest Section Time (Section)	0:11.25 (1400m)
Top Speed [km/h] (Section)	65.5 (1400m)
Race State	Finished

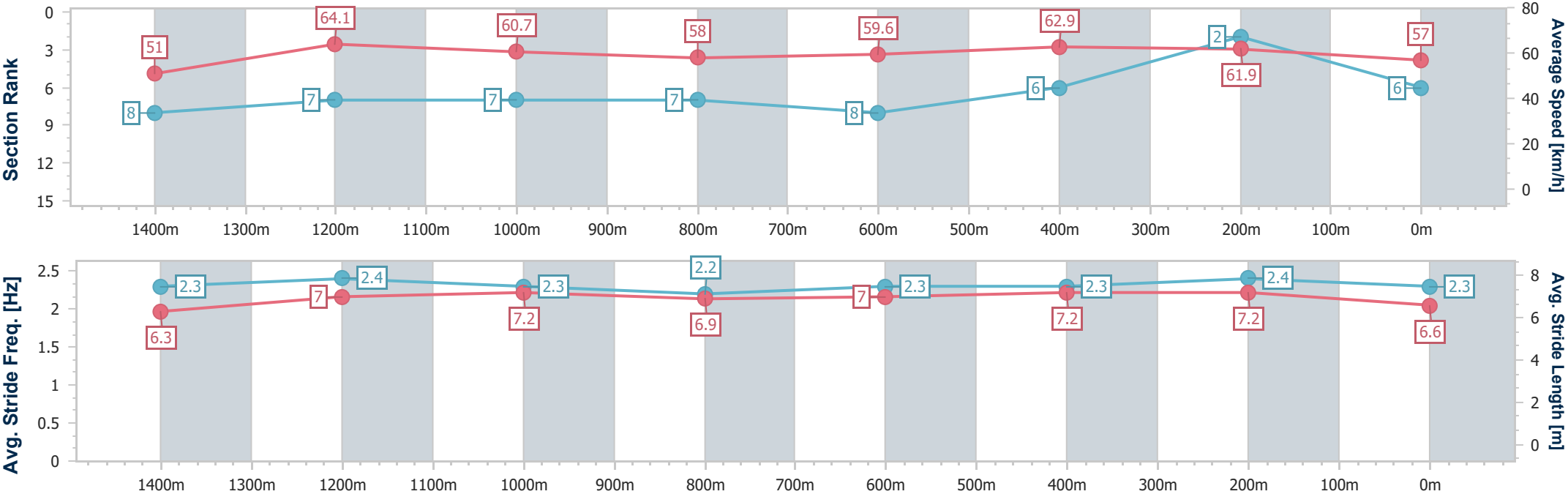


Eagle Farm Professional
Race 8: Drinkwise BM85 Handicap - 1600m
14 February 2026 - 15:43
Track Rating: Soft 7, Weather: Overcast, Rail Position: +4m Entire



BRISBANE
RACING CLUB

Section	Overall	1400m	1200m	1000m	800m	600m	400m	200m					
Section Times	1:37.38 [6] (0:14.15)	1:23.23 [8] (0:11.25)	1:11.98 [7] (0:11.83)	1:00.15 [7] (0:12.33)	0:47.82 [7] (0:12.11)	0:35.71 [8] (0:11.51)	0:24.20 [6] (0:11.61)	0:12.59 [2] (0:12.59)					
Average Speed [km/h]	51.0	64.1	60.7	58.0	59.6	62.9	61.9	57.0					
Top Speed [km/h]	65.4	65.5	62.2	59.2	60.7	64.8	63.3	60.7					
Avg. Dist. to Rail [m]	7.7	0.4	0.5	0.9	0.5	0.7	2.1	2.5					
Avg. Stride Freq. [Hz]	2.3	2.4	2.3	2.2	2.3	2.3	2.4	2.3					
Avg. Stride Length [m]	6.3	7.0	7.2	6.9	7.0	7.2	7.2	6.6					





Horse/Jockey Name	Demon Darb
Final Rank	7
Fastest Section Time (Section)	0:11.41 (1400m)
Top Speed [km/h] (Section)	64.2 (1400m)
Race State	Finished

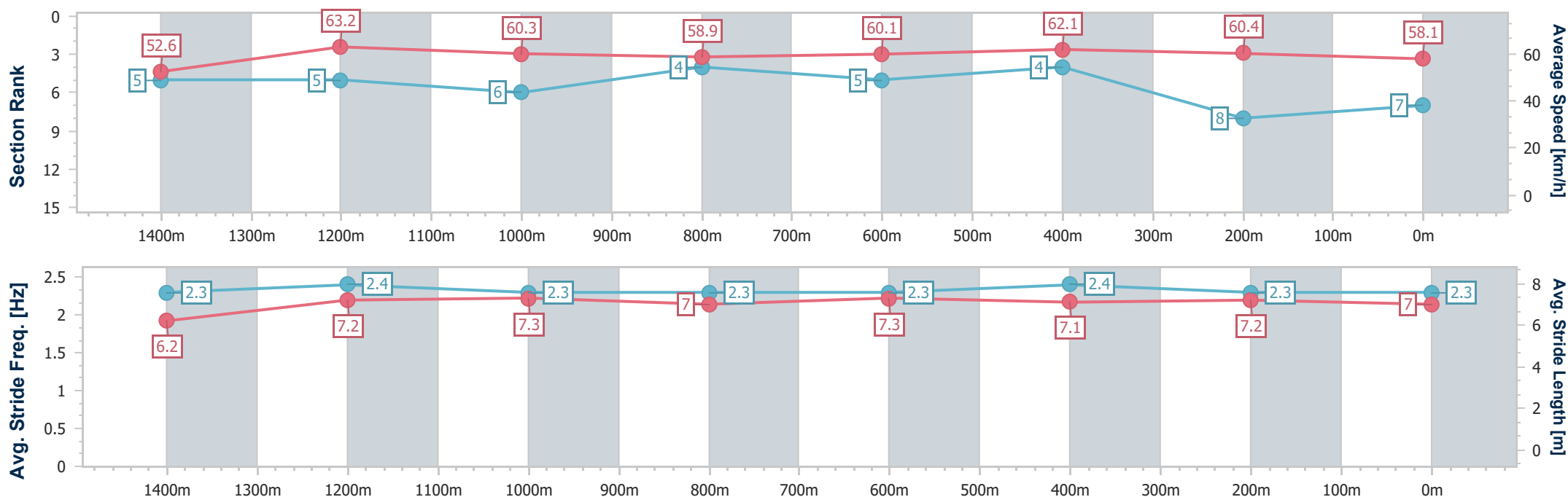


Eagle Farm Professional
Race 8: Drinkwise BM85 Handicap - 1600m
14 February 2026 - 15:43
Track Rating: Soft 7, Weather: Overcast, Rail Position: +4m Entire



BRISBANE
RACING CLUB

Section	Overall	1400m	1200m	1000m	800m	600m	400m	200m					
Section Times	1:37.39 [7] (0:13.71)	1:23.68 [5] (0:11.41)	1:12.27 [5] (0:11.94)	1:00.33 [6] (0:12.32)	0:48.01 [4] (0:12.00)	0:36.01 [5] (0:11.70)	0:24.31 [4] (0:11.90)	0:12.41 [8] (0:12.41)					
Average Speed [km/h]	52.6	63.2	60.3	58.9	60.1	62.1	60.4	58.1					
Top Speed [km/h]	63.8	64.2	61.9	60.1	60.9	63.1	62.7	59.6					
Avg. Dist. to Rail [m]	7.6	2.3	2.5	0.8	0.3	1.9	6.6	7.2					
Avg. Stride Freq. [Hz]	2.3	2.4	2.3	2.3	2.3	2.4	2.3	2.3					
Avg. Stride Length [m]	6.2	7.2	7.3	7.0	7.3	7.1	7.2	7.0					





Horse/Jockey Name	Zoology
Final Rank	8
Fastest Section Time (Section)	0:11.19 (1400m)
Top Speed [km/h] (Section)	66.1 (Overall)
Race State	Finished

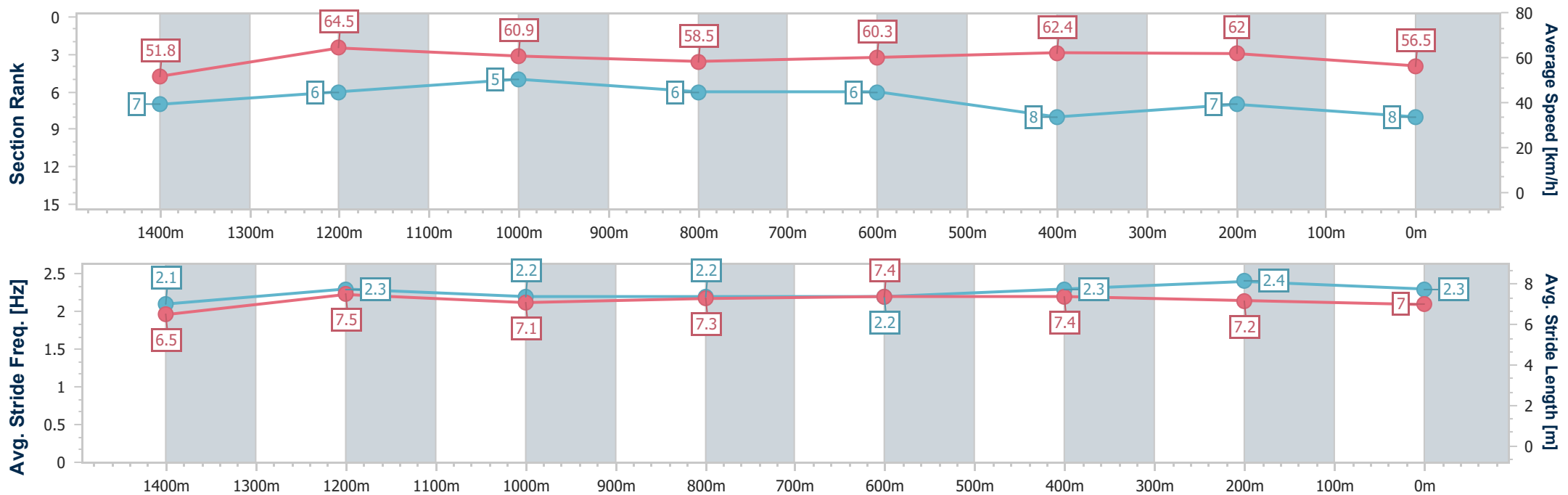


Eagle Farm Professional
Race 8: Drinkwise BM85 Handicap - 1600m
14 February 2026 - 15:43
Track Rating: Soft 7, Weather: Overcast, Rail Position: +4m Entire



BRISBANE
RACING CLUB

Section	Overall	1400m	1200m	1000m	800m	600m	400m	200m					
Section Times	1:37.67 [8] (0:13.97)	1:23.70 [7] (0:11.19)	1:12.51 [6] (0:11.86)	1:00.65 [5] (0:12.48)	0:48.17 [6] (0:12.06)	0:36.11 [6] (0:11.76)	0:24.35 [8] (0:11.60)	0:12.75 [7] (0:12.75)					
Average Speed [km/h]	51.8	64.5	60.9	58.5	60.3	62.4	62.0	56.5					
Top Speed [km/h]	66.1	66.1	62.0	59.9	61.0	63.4	63.4	59.8					
Avg. Dist. to Rail [m]	12.3	4.1	4.3	3.2	2.5	3.3	7.3	7.5					
Avg. Stride Freq. [Hz]	2.1	2.3	2.2	2.2	2.2	2.3	2.4	2.3					
Avg. Stride Length [m]	6.5	7.5	7.1	7.3	7.4	7.4	7.2	7.0					





Horse/Jockey Name	Katdeel
Final Rank	9
Fastest Section Time (Section)	0:11.50 (1400m)
Top Speed [km/h] (Section)	65.5 (Overall)
Race State	Finished

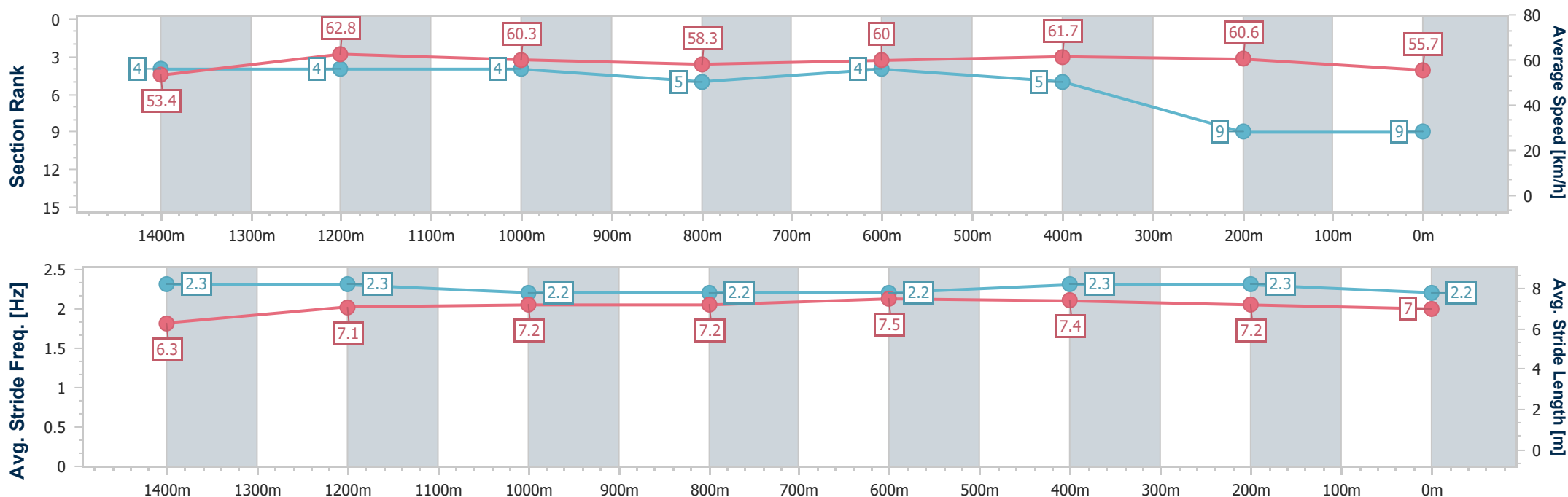


Eagle Farm Professional
Race 8: Drinkwise BM85 Handicap - 1600m
14 February 2026 - 15:43
Track Rating: Soft 7, Weather: Overcast, Rail Position: +4m Entire



BRISBANE
RACING CLUB

Section	Overall	1400m	1200m	1000m	800m	600m	400m	200m					
Section Times	1:37.90 [9] (0:13.57)	1:24.33 [4] (0:11.50)	1:12.83 [4] (0:11.93)	1:00.90 [4] (0:12.40)	0:48.50 [5] (0:11.98)	0:36.52 [4] (0:11.72)	0:24.80 [5] (0:11.89)	0:12.91 [9] (0:12.91)					
Average Speed [km/h]	53.4	62.8	60.3	58.3	60.0	61.7	60.6	55.7					
Top Speed [km/h]	65.5	64.0	61.9	60.2	60.5	62.9	62.3	58.6					
Avg. Dist. to Rail [m]	9.0	2.7	2.5	0.7	0.4	1.5	6.3	5.9					
Avg. Stride Freq. [Hz]	2.3	2.3	2.2	2.2	2.2	2.3	2.3	2.2					
Avg. Stride Length [m]	6.3	7.1	7.2	7.2	7.5	7.4	7.2	7.0					





Horse/Jockey Name	Cosmic Vega
Final Rank	10
Fastest Section Time (Section)	0:11.21 (1400m)
Top Speed [km/h] (Section)	67.4 (Overall)
Race State	Finished

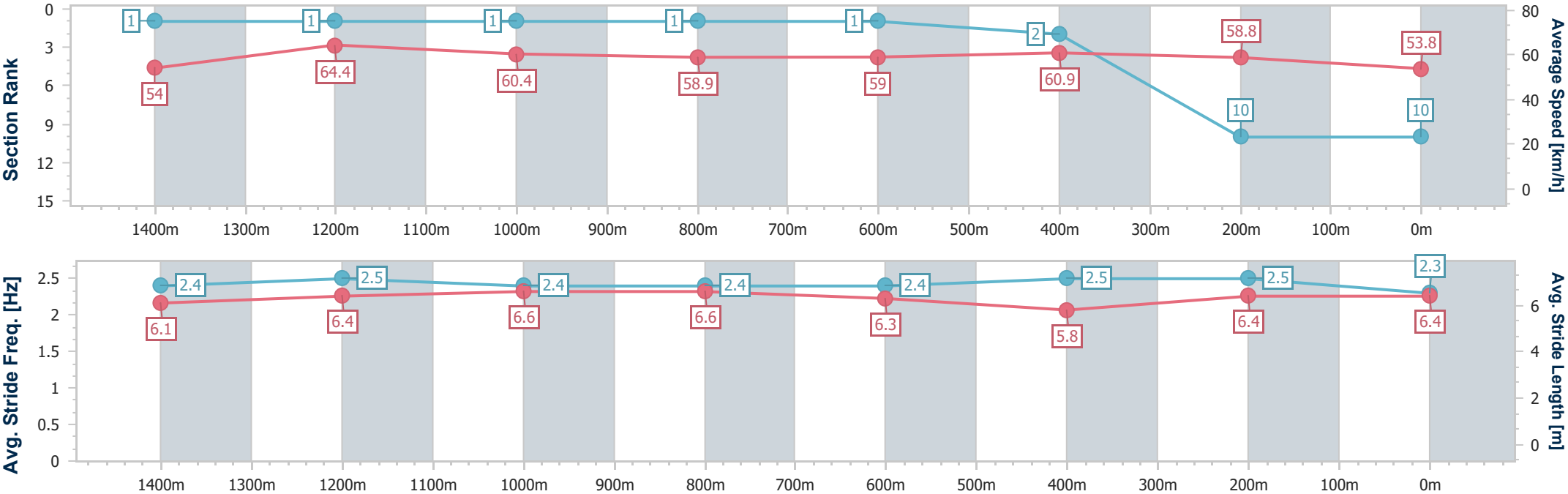


Eagle Farm Professional
Race 8: Drinkwise BM85 Handicap - 1600m
14 February 2026 - 15:43
Track Rating: Soft 7, Weather: Overcast, Rail Position: +4m Entire



BRISBANE
RACING CLUB

Section	Overall	1400m	1200m	1000m	800m	600m	400m	200m						
Section Times	1:38.62 [10] (0:13.41)	1:25.21 [1] (0:11.21)	1:14.00 [1] (0:11.90)	1:02.10 [1] (0:12.31)	0:49.79 [1] (0:12.21)	0:37.58 [1] (0:11.92)	0:25.66 [2] (0:12.26)	0:13.40 [10] (0:13.40)						
Average Speed [km/h]	54.0	64.4	60.4	58.9	59.0	60.9	58.8	53.8						
Top Speed [km/h]	67.4	67.4	62.1	59.4	60.7	61.4	60.8	56.4						
Avg. Dist. to Rail [m]	10.3	2.7	1.7	0.7	0.5	1.7	5.1	6.8						
Avg. Stride Freq. [Hz]	2.4	2.5	2.4	2.4	2.4	2.5	2.5	2.3						
Avg. Stride Length [m]	6.1	6.4	6.6	6.6	6.3	5.8	6.4	6.4						





Eagle Farm Professional
Race 9: Cricks Highway Handicap - 1000m
14 February 2026 - 16:23



Track Rating: Soft 7, Weather: Overcast, Rail Position: +4m Entire

Section						Overall	800m	600m	400m	200m	Last 600m			
Field Times						0:57.76 (0:12.54)	0:45.22 (0:10.43)	0:34.79 (0:10.86)	0:23.93 (0:11.34)	0:12.59 (0:12.59)	0:34.79			
Rank	TAB	Horse/Jockey	Barrier	Top Speed [km/h]	Fastest Section							Margin	Distance Travelled [m]	
1	2	WANDA ROX	7	69.0	0:10.67	0:57.76 [1]	0:44.47 [8]	0:33.80 [9]	0:22.88 [9]	0:11.99 [5]	0:57.76	0:33.80		
		Jasper Franklin		Overall	800m	(0:13.29)	(0:10.67)	(0:10.92)	(0:10.89)	(0:11.99)				
2	8	POWER OF THE BRAVE	6	69.7	0:10.49	0:57.85 [2]	0:44.62 [7]	0:34.13 [7]	0:23.44 [6]	0:12.24 [3]	0.58L	0:34.13 -3		
		Ben Thompson		800m	800m	(0:13.23)	(0:10.49)	(0:10.69)	(0:11.20)	(0:12.24)				
3	7	TIGER TIE	1	70.9	0:10.43	0:57.91 [3]	0:45.37 [1]	0:34.94 [1]	0:24.08 [1]	0:12.74 [1]	0.94L	0:34.94 -6		
		Tahlia Fenlon		800m	800m	(0:12.54)	(0:10.43)	(0:10.86)	(0:11.34)	(0:12.74)				
4	3	VODKA MARTINI	3	71.7	0:10.26	0:58.32 [4]	0:45.51 [5]	0:35.25 [2]	0:24.33 [2]	0:12.97 [2]	3.35L	0:35.25 -2		
		Cejay Graham		Overall	800m	(0:12.81)	(0:10.26)	(0:10.92)	(0:11.36)	(0:12.97)				
5	5	SHALAA'S MOMENT	2	69.2	0:10.60	0:58.38 [5]	0:45.09 [9]	0:34.49 [8]	0:23.68 [7]	0:12.46 [7]	3.7L	0:34.49 -5		
		Damien Thornton		800m	800m	(0:13.29)	(0:10.60)	(0:10.81)	(0:11.22)	(0:12.46)				
6	1	STEADY READY	5	70.2	0:10.43	0:58.80 [6]	0:46.08 [3]	0:35.65 [4]	0:24.73 [3]	0:13.16 [4]	6.15L	0:35.65 -2		
		Chelsea Baker		Overall	800m	(0:12.72)	(0:10.43)	(0:10.92)	(0:11.57)	(0:13.16)				
7	6	MANOLO BLING	4	71.0	0:10.47	0:58.86 [7]	0:46.10 [4]	0:35.63 [5]	0:24.65 [4]	0:13.03 [6]	6.53L	0:35.63 -1		
		Daniel Moor		800m	800m	(0:12.76)	(0:10.47)	(0:10.98)	(0:11.62)	(0:13.03)				
8	10	TWO YA GOT	8	70.1	0:10.53	0:59.69 [8]	0:46.59 [6]	0:36.06 [6]	0:24.92 [8]	0:13.28 [9]	11.38L	0:36.06 -6		
		Ron Stewart		800m	800m	(0:13.10)	(0:10.53)	(0:11.14)	(0:11.64)	(0:13.28)				
9	4	CHAKRA BOY	9	71.6	0:10.40	1:01.53 [9]	0:48.83 [2]	0:38.43 [3]	0:27.14 [5]	0:15.17 [8]	22.25L	0:38.43 -5		
		Tiffani Brooker		800m	800m	(0:12.70)	(0:10.40)	(0:11.29)	(0:11.97)	(0:15.17)				

Scratched: Brereton (#9)



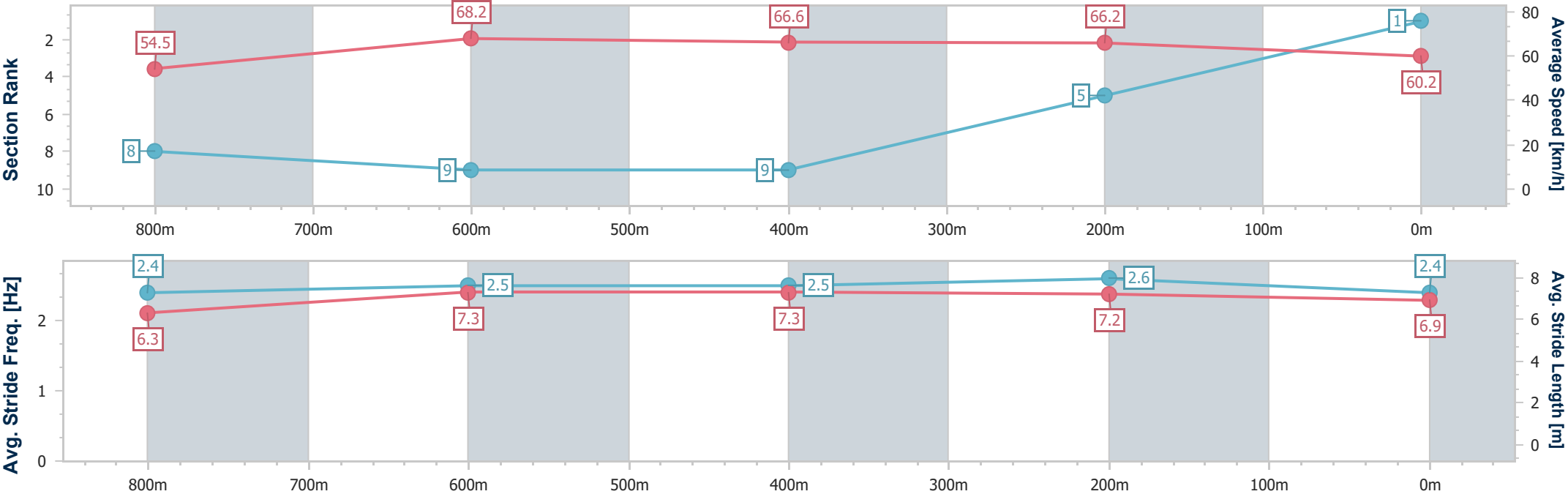
Horse/Jockey Name	Wanda Rox
Final Rank	1
Fastest Section Time (Section)	0:10.67 (800m)
Top Speed [km/h] (Section)	69.0 (Overall)
Race State	Finished



Eagle Farm Professional
Race 9: Cricks Highway Handicap - 1000m
14 February 2026 - 16:23
Track Rating: Soft 7, Weather: Overcast, Rail Position: +4m Entire



Section	Overall	800m	600m	400m	200m														
Section Times	0:57.76 [1] (0:13.29)	0:44.47 [8] (0:10.67)	0:33.80 [9] (0:10.92)	0:22.88 [9] (0:10.89)	0:11.99 [5] (0:11.99)														
Average Speed [km/h]	54.5	68.2	66.6	66.2	60.2														
Top Speed [km/h]	69.0	68.6	68.2	67.5	64.0														
Avg. Dist. to Rail [m]	4.4	2.0	2.4	5.9	3.9														
Avg. Stride Freq. [Hz]	2.4	2.5	2.5	2.6	2.4														
Avg. Stride Length [m]	6.3	7.3	7.3	7.2	6.9														





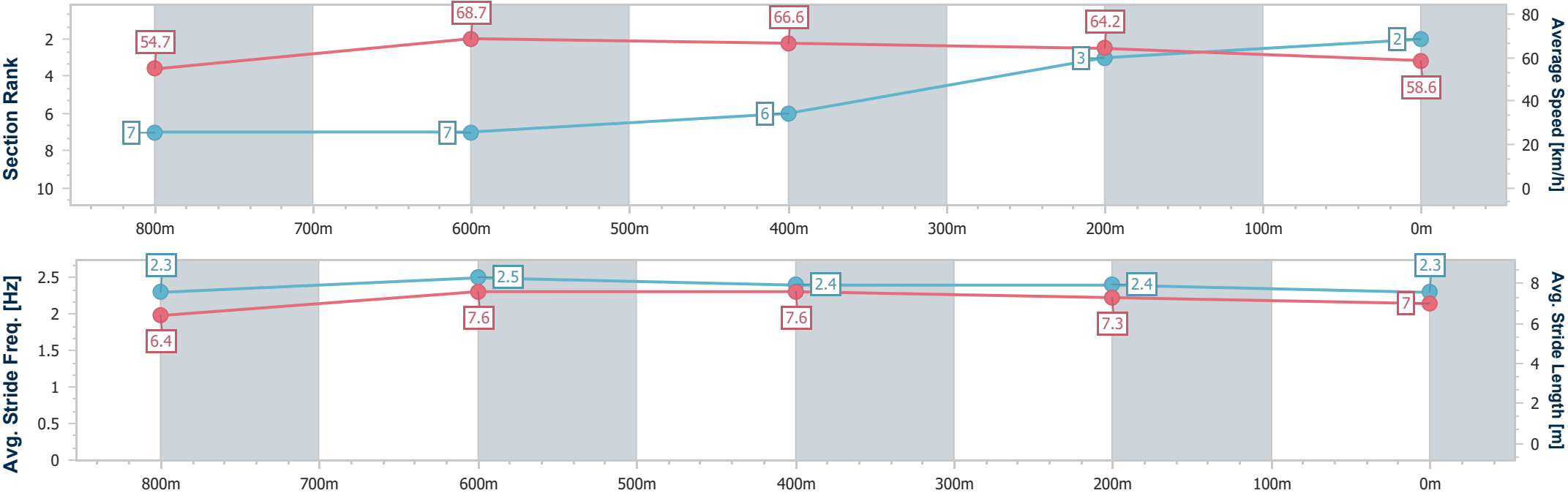
Horse/Jockey Name	Power Of The Brave
Final Rank	2
Fastest Section Time (Section)	0:10.49 (800m)
Top Speed [km/h] (Section)	69.7 (800m)
Race State	Finished



Eagle Farm Professional
Race 9: Cricks Highway Handicap - 1000m
14 February 2026 - 16:23
Track Rating: Soft 7, Weather: Overcast, Rail Position: +4m Entire



Section	Overall	800m	600m	400m	200m														
Section Times	0:57.85 [2] (0:13.23)	0:44.62 [7] (0:10.49)	0:34.13 [7] (0:10.69)	0:23.44 [6] (0:11.20)	0:12.24 [3] (0:12.24)														
Average Speed [km/h]	54.7	68.7	66.6	64.2	58.6														
Top Speed [km/h]	69.2	69.7	68.7	67.1	62.1														
Avg. Dist. to Rail [m]	3.2	0.8	2.5	0.4	1.7														
Avg. Stride Freq. [Hz]	2.3	2.5	2.4	2.4	2.3														
Avg. Stride Length [m]	6.4	7.6	7.6	7.3	7.0														





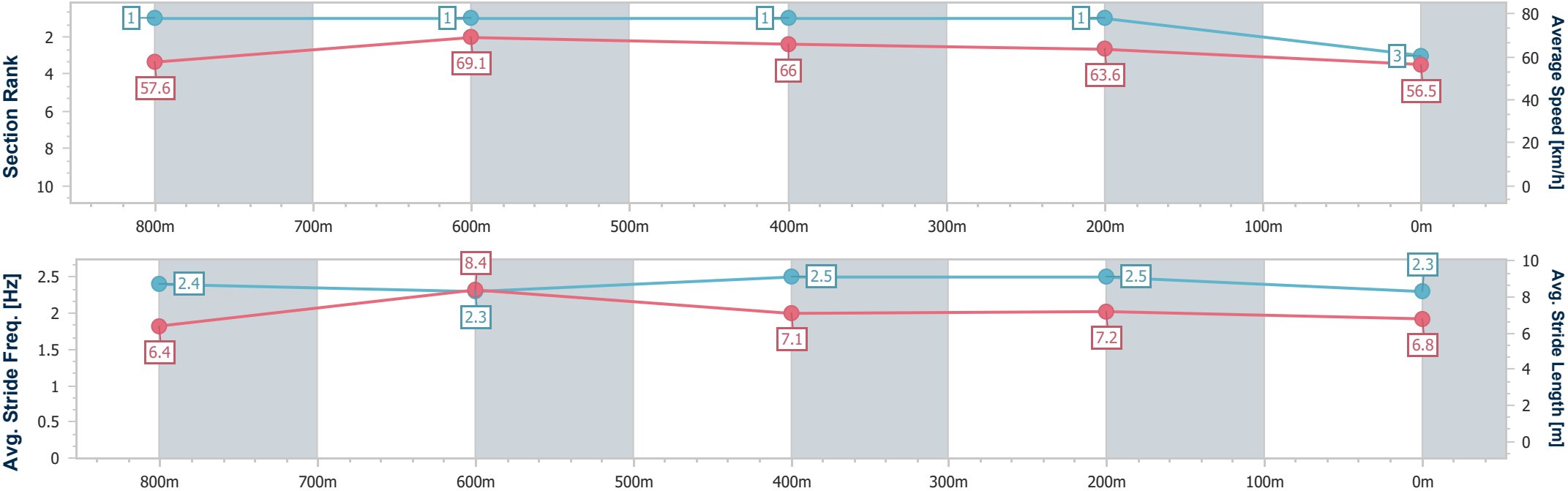
Horse/Jockey Name	Tiger Tie
Final Rank	3
Fastest Section Time (Section)	0:10.43 (800m)
Top Speed [km/h] (Section)	70.9 (800m)
Race State	Finished



Eagle FarmProfessional
Race 9: Cricks Highway Handicap - 1000m
14 February 2026 - 16:23
Track Rating: Soft 7, Weather: Overcast, Rail Position: +4m Entire



Section	Overall	800m	600m	400m	200m														
Section Times	0:57.91 [3] (0:12.54)	0:45.37 [1] (0:10.43)	0:34.94 [1] (0:10.86)	0:24.08 [1] (0:11.34)	0:12.74 [1] (0:12.74)														
Average Speed [km/h]	57.6	69.1	66.0	63.6	56.5														
Top Speed [km/h]	70.9	70.9	67.4	65.6	60.9														
Avg. Dist. to Rail [m]	0.9	0.9	0.8	0.4	0.5														
Avg. Stride Freq. [Hz]	2.4	2.3	2.5	2.5	2.3														
Avg. Stride Length [m]	6.4	8.4	7.1	7.2	6.8														





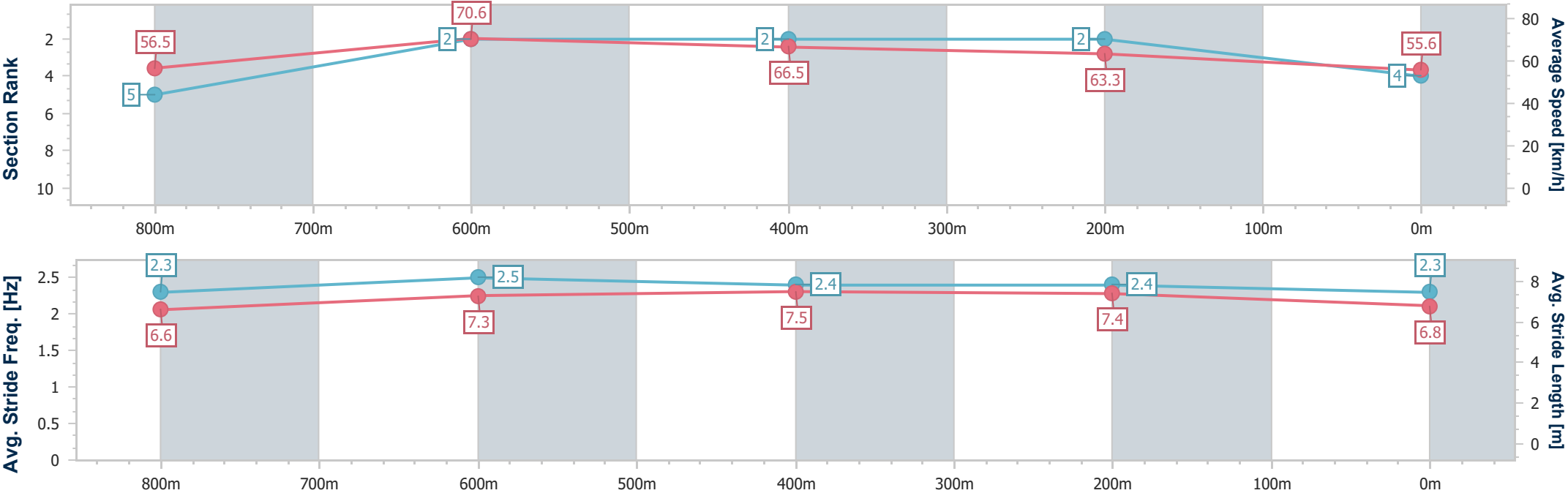
Horse/Jockey Name	Vodka Martini
Final Rank	4
Fastest Section Time (Section)	0:10.26 (800m)
Top Speed [km/h] (Section)	71.7 (Overall)
Race State	Finished



Eagle Farm Professional
Race 9: Cricks Highway Handicap - 1000m
14 February 2026 - 16:23
Track Rating: Soft 7, Weather: Overcast, Rail Position: +4m Entire



Section	Overall	800m	600m	400m	200m															
Section Times	0:58.32 [4] (0:12.81)	0:45.51 [5] (0:10.26)	0:35.25 [2] (0:10.92)	0:24.33 [2] (0:11.36)	0:12.97 [2] (0:12.97)															
Average Speed [km/h]	56.5	70.6	66.5	63.3	55.6															
Top Speed [km/h]	71.7	69.1	68.8	66.2	60.2															
Avg. Dist. to Rail [m]	1.7	1.3	1.8	4.5	6.3															
Avg. Stride Freq. [Hz]	2.3	2.5	2.4	2.4	2.3															
Avg. Stride Length [m]	6.6	7.3	7.5	7.4	6.8															





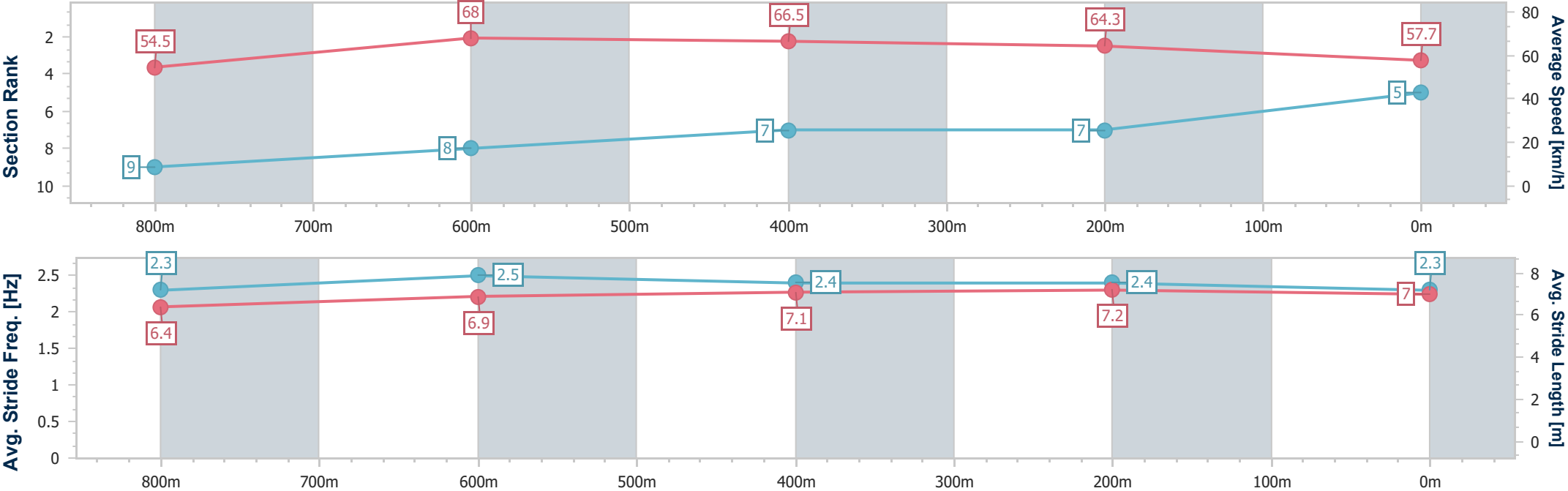
Horse/Jockey Name	Shalaa's Moment
Final Rank	5
Fastest Section Time (Section)	0:10.60 (800m)
Top Speed [km/h] (Section)	69.2 (800m)
Race State	Finished



Eagle Farm Professional
Race 9: Cricks Highway Handicap - 1000m
14 February 2026 - 16:23
Track Rating: Soft 7, Weather: Overcast, Rail Position: +4m Entire



Section	Overall	800m	600m	400m	200m															
Section Times	0:58.38 [5] (0:13.29)	0:45.09 [9] (0:10.60)	0:34.49 [8] (0:10.81)	0:23.68 [7] (0:11.22)	0:12.46 [7] (0:12.46)															
Average Speed [km/h]	54.5	68.0	66.5	64.3	57.7															
Top Speed [km/h]	68.7	69.2	68.0	66.8	61.5															
Avg. Dist. to Rail [m]	1.3	0.4	1.0	4.9	6.1															
Avg. Stride Freq. [Hz]	2.3	2.5	2.4	2.4	2.3															
Avg. Stride Length [m]	6.4	6.9	7.1	7.2	7.0															



[] Ranking at each section and finish
-.-.- No data available at this section
NA No data available



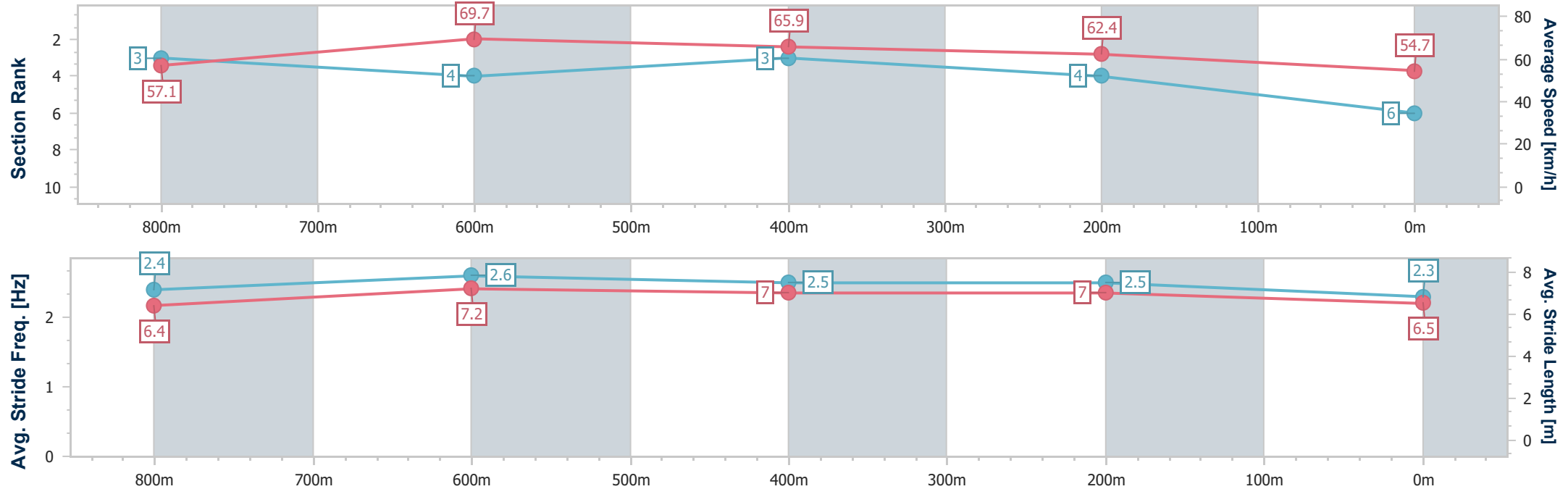
Horse/Jockey Name	Steady Ready
Final Rank	6
Fastest Section Time (Section)	0:10.43 (800m)
Top Speed [km/h] (Section)	70.2 (Overall)
Race State	Finished



Eagle Farm Professional
Race 9: Cricks Highway Handicap - 1000m
14 February 2026 - 16:23
Track Rating: Soft 7, Weather: Overcast, Rail Position: +4m Entire



Section	Overall	800m	600m	400m	200m										
Section Times	0:58.80 [6] (0:12.72)	0:46.08 [3] (0:10.43)	0:35.65 [4] (0:10.92)	0:24.73 [3] (0:11.57)	0:13.16 [4] (0:13.16)										
Average Speed [km/h]	57.1	69.7	65.9	62.4	54.7										
Top Speed [km/h]	70.2	68.8	68.8	64.6	59.5										
Avg. Dist. to Rail [m]	4.2	1.8	0.5	2.2	2.7										
Avg. Stride Freq. [Hz]	2.4	2.6	2.5	2.5	2.3										
Avg. Stride Length [m]	6.4	7.2	7.0	7.0	6.5										





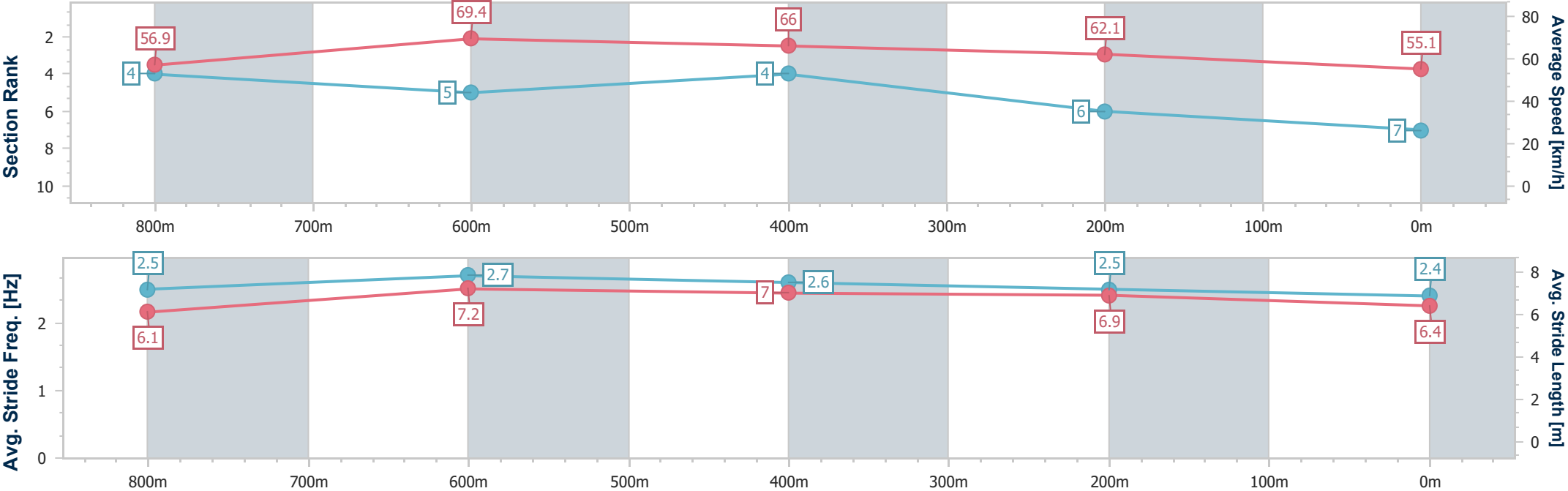
Horse/Jockey Name	Manolo Bling
Final Rank	7
Fastest Section Time (Section)	0:10.47 (800m)
Top Speed [km/h] (Section)	71.0 (800m)
Race State	Finished



Eagle Farm Professional
Race 9: Cricks Highway Handicap - 1000m
14 February 2026 - 16:23
Track Rating: Soft 7, Weather: Overcast, Rail Position: +4m Entire



Section	Overall	800m	600m	400m	200m															
Section Times	0:58.86 [7] (0:12.76)	0:46.10 [4] (0:10.47)	0:35.63 [5] (0:10.98)	0:24.65 [4] (0:11.62)	0:13.03 [6] (0:13.03)															
Average Speed [km/h]	56.9	69.4	66.0	62.1	55.1															
Top Speed [km/h]	70.9	71.0	68.2	64.9	59.1															
Avg. Dist. to Rail [m]	2.5	2.2	2.0	4.1	3.7															
Avg. Stride Freq. [Hz]	2.5	2.7	2.6	2.5	2.4															
Avg. Stride Length [m]	6.1	7.2	7.0	6.9	6.4															





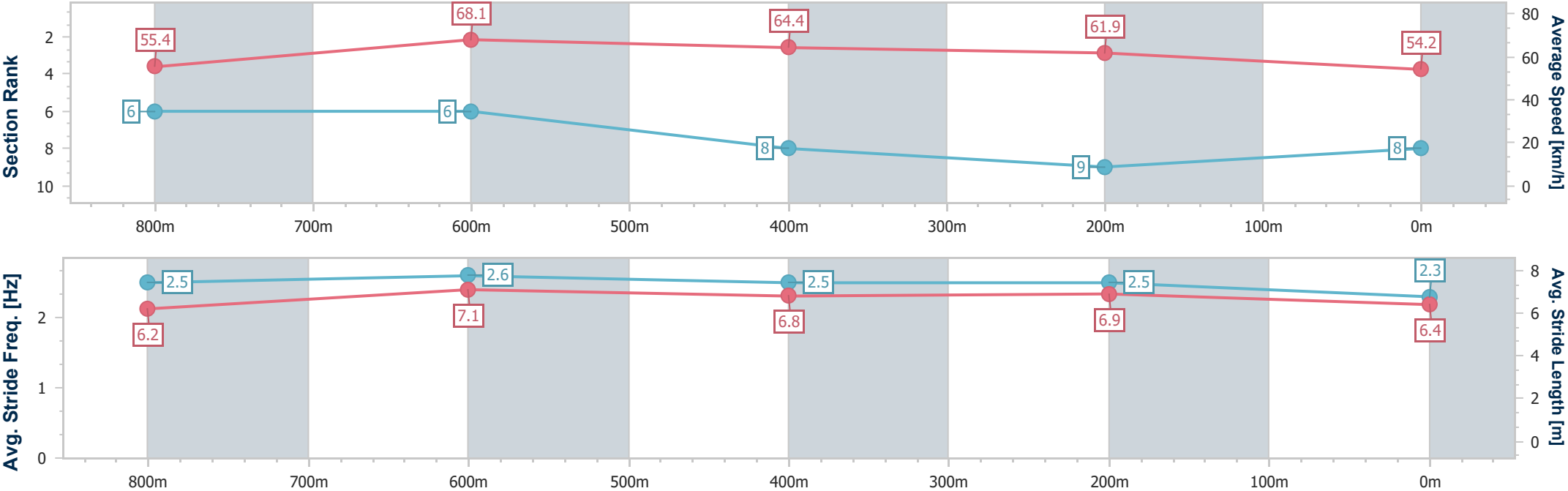
Horse/Jockey Name	Two Ya Got
Final Rank	8
Fastest Section Time (Section)	0:10.53 (800m)
Top Speed [km/h] (Section)	70.1 (800m)
Race State	Finished



Eagle Farm Professional
Race 9: Cricks Highway Handicap - 1000m
14 February 2026 - 16:23
Track Rating: Soft 7, Weather: Overcast, Rail Position: +4m Entire



Section	Overall	800m	600m	400m	200m										
Section Times	0:59.69 [8] (0:13.10)	0:46.59 [6] (0:10.53)	0:36.06 [6] (0:11.14)	0:24.92 [8] (0:11.64)	0:13.28 [9] (0:13.28)										
Average Speed [km/h]	55.4	68.1	64.4	61.9	54.2										
Top Speed [km/h]	69.0	70.1	66.7	63.9	59.1										
Avg. Dist. to Rail [m]	4.8	0.3	1.2	4.2	5.2										
Avg. Stride Freq. [Hz]	2.5	2.6	2.5	2.5	2.3										
Avg. Stride Length [m]	6.2	7.1	6.8	6.9	6.4										



- [] Ranking at each section and finish
- .-.- No data available at this section
- NA No data available



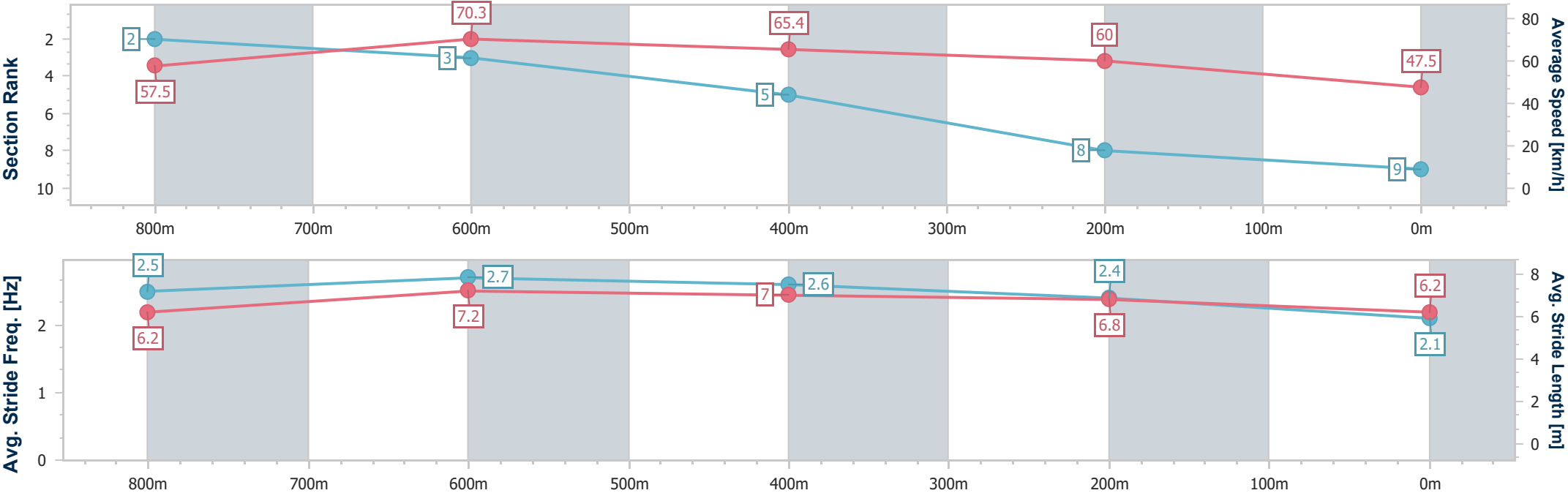
Horse/Jockey Name	Chakra Boy
Final Rank	9
Fastest Section Time (Section)	0:10.40 (800m)
Top Speed [km/h] (Section)	71.6 (800m)
Race State	Finished



Eagle Farm Professional
Race 9: Cricks Highway Handicap - 1000m
14 February 2026 - 16:23
Track Rating: Soft 7, Weather: Overcast, Rail Position: +4m Entire



Section	Overall	800m	600m	400m	200m										
Section Times	1:01.53 [9] (0:12.70)	0:48.83 [2] (0:10.40)	0:38.43 [3] (0:11.29)	0:27.14 [5] (0:11.97)	0:15.17 [8] (0:15.17)										
Average Speed [km/h]	57.5	70.3	65.4	60.0	47.5										
Top Speed [km/h]	71.2	71.6	68.4	63.3	56.0										
Avg. Dist. to Rail [m]	6.5	3.8	4.8	7.5	8.8										
Avg. Stride Freq. [Hz]	2.5	2.7	2.6	2.4	2.1										
Avg. Stride Length [m]	6.2	7.2	7.0	6.8	6.2										





Eagle Farm Professional

Race 10: Ladbrokes Hosted Pots BM85 Handicap - 1200m

14 February 2026 - 17:08



BRISBANE
RACING CLUB

Track Rating: Soft 7, Weather: Overcast, Rail Position: +4m Entire

Section		Overall				1000m	800m	600m	400m	200m	Last 600m		
Field Times		1:11.09				0:57.54	0:46.21	0:35.00	0:23.81	0:12.26	0:35.00		
		(0:13.55)				(0:11.33)	(0:11.21)	(0:11.19)	(0:11.55)	(0:12.26)			
Rank	TAB Horse/Jockey	Barrier	Top Speed [km/h]	Fastest Section							Margin	Distance Travelled [m]	
1	8 PRESS LINK	9	66.3	0:11.07	1:11.09 [1]	0:56.65 [12]	0:45.40 [11]	0:34.25 [9]	0:23.15 [10]	0:12.08 [3]	1:11.09	0:34.25	
	Vlad Duric		400m	400m	(0:14.44)	(0:11.25)	(0:11.15)	(0:11.10)	(0:11.07)	(0:12.08)			
2	7 POCKET FULL	1	65.6	0:11.07	1:11.20 [2]	0:57.51 [2]	0:46.06 [6]	0:34.70 [5]	0:23.63 [3]	0:12.22 [2]	0.65L	0:34.70	-2
	Jag Guthmann-Chester		600m	600m	(0:13.69)	(0:11.45)	(0:11.36)	(0:11.07)	(0:11.41)	(0:12.22)			
3	3 SLIPPIN' JIMMY	3	65.7	0:11.03	1:11.29 [3]	0:57.25 [9]	0:45.80 [9]	0:34.44 [10]	0:23.41 [8]	0:12.18 [6]	1.17L	0:34.44	-1
	Jasper Franklin		600m	600m	(0:14.04)	(0:11.45)	(0:11.36)	(0:11.03)	(0:11.23)	(0:12.18)			
4	5 IRON MAN	4	65.4	0:11.12	1:11.32 [4]	0:57.42 [7]	0:46.08 [7]	0:34.67 [8]	0:23.55 [6]	0:12.25 [4]	1.35L	0:34.67	-2
	Cejay Graham		600m	600m	(0:13.90)	(0:11.34)	(0:11.41)	(0:11.12)	(0:11.30)	(0:12.25)			
5	6 JONNY DA WOLF	2	66.3	0:11.19	1:11.35 [5]	0:57.80 [1]	0:46.47 [1]	0:35.26 [1]	0:24.07 [1]	0:12.52 [1]	1.55L	0:35.26	-3
	Tahlia Fenlon		Overall	600m	(0:13.55)	(0:11.33)	(0:11.21)	(0:11.19)	(0:11.55)	(0:12.52)			
6	13 FACUNDO	10	65.1	0:11.25	1:11.43 [6]	0:57.68 [4]	0:46.30 [5]	0:34.96 [4]	0:23.71 [5]	0:12.34 [5]	2.02L	0:34.96	+1
	Cody Collis		Overall	600m	(0:13.75)	(0:11.38)	(0:11.34)	(0:11.25)	(0:11.37)	(0:12.34)			
7	1 MASTER SHOWMAN	7	66.5	0:11.05	1:11.59 [7]	0:57.42 [10]	0:45.87 [12]	0:34.33 [12]	0:23.28 [12]	0:12.21 [10]	2.96L	0:34.33	-1
	Corey Sutherland		400m	600m	(0:14.17)	(0:11.55)	(0:11.54)	(0:11.05)	(0:11.07)	(0:12.21)			
8	15 GOSPEL GIRL	5	65.1	0:11.16	1:11.65 [8]	0:57.93 [3]	0:46.55 [4]	0:35.01 [7]	0:23.85 [7]	0:12.42 [7]	3.29L	0:35.01	-2
	Emily Lang		600m	600m	(0:13.72)	(0:11.38)	(0:11.54)	(0:11.16)	(0:11.43)	(0:12.42)			
9	2 MILLANE	11	66.2	0:11.11	1:11.79 [9]	0:57.58 [11]	0:46.14 [10]	0:34.75 [11]	0:23.64 [11]	0:12.37 [11]	4.12L	0:34.75	-2
	Ryan Maloney		400m	600m	(0:14.21)	(0:11.44)	(0:11.39)	(0:11.11)	(0:11.27)	(0:12.37)			
10	14 ESTRONDO	6	64.9	0:11.30	1:11.80 [10]	0:57.83 [8]	0:46.52 [8]	0:35.16 [6]	0:23.86 [9]	0:12.49 [9]	4.19L	0:35.16	+4
	Daniel Moor		600m	600m	(0:13.97)	(0:11.31)	(0:11.36)	(0:11.30)	(0:11.37)	(0:12.49)			

Scratched: Tonneofgrit (#12), Invahir (#10), About To Explode (#9), Memoria (#11)

Report Created: Sat 14 February 2026 17:25 GMT+ (Note: Timing is based on position data)

Page 1/14

[] Ranking at each section and finish
-:-:- No data available at this section
NA No data available

SCN Saddle cloth number
DNF Did not finish
DNT Did not track

data processed by  TRIPLESDATA



Eagle Farm Professional

Race 10: Ladbrokes Hosted Pots BM85 Handicap - 1200m

14 February 2026 - 17:08



BRISBANE
RACING CLUB

Track Rating: Soft 7, Weather: Overcast, Rail Position: +4m Entire

Section						Overall	1000m	800m	600m	400m	200m	Last 600m		
Field Times						1:11.09 (0:13.55)	0:57.54 (0:11.33)	0:46.21 (0:11.21)	0:35.00 (0:11.19)	0:23.81 (0:11.55)	0:12.26 (0:12.26)	0:35.00		
Rank	TAB	Horse/Jockey	Barrier	Top Speed [km/h]	Fastest Section							Margin	Distance Travelled [m]	
11	16	HEROIC MISS	8	65.8	0:11.15	1:12.62 [11]	0:58.81 [6]	0:47.60 [2]	0:36.45 [2]	0:25.08 [2]	0:13.32 [8]	9.03L	0:36.45	-2
		Tiffani Brooker		1000m	800m	(0:13.81)	(0:11.21)	(0:11.15)	(0:11.37)	(0:11.76)	(0:13.32)			
12	4	FLAG HALL	13	68.7	0:11.18	1:13.02 [12]	0:59.26 [5]	0:47.95 [3]	0:36.56 [3]	0:25.38 [4]	0:13.55 [12]	11.4L	0:36.56	-2
		Chelsea Baker		1000m	600m	(0:13.76)	(0:11.31)	(0:11.39)	(0:11.18)	(0:11.83)	(0:13.55)			

Scratched: Tonneofgrit (#12), Invahir (#10), About To Explode (#9), Memoria (#11)



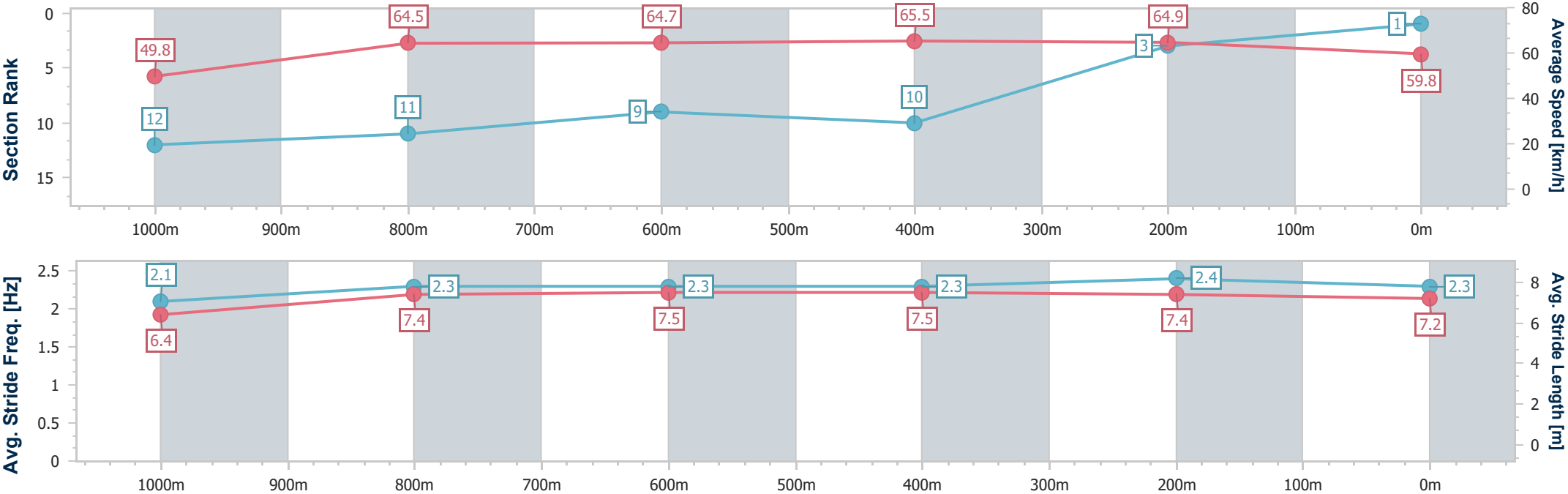
Horse/Jockey Name	Press Link
Final Rank	1
Fastest Section Time (Section)	0:11.07 (400m)
Top Speed [km/h] (Section)	66.3 (400m)
Race State	Finished



Eagle FarmProfessional
Race 10: Ladbrokes Hosted Pots BM85 Handicap - 1200m
14 February 2026 - 17:08
Track Rating: Soft 7, Weather: Overcast, Rail Position: +4m Entire



Section	Overall	1000m	800m	600m	400m	200m							
Section Times	1:11.09 [1] (0:14.44)	0:56.65 [12] (0:11.25)	0:45.40 [11] (0:11.15)	0:34.25 [9] (0:11.10)	0:23.15 [10] (0:11.07)	0:12.08 [3] (0:12.08)							
Average Speed [km/h]	49.8	64.5	64.7	65.5	64.9	59.8							
Top Speed [km/h]	63.2	66.1	65.4	66.1	66.3	61.9							
Avg. Dist. to Rail [m]	6.8	1.4	0.4	2.4	7.9	6.1							
Avg. Stride Freq. [Hz]	2.1	2.3	2.3	2.3	2.4	2.3							
Avg. Stride Length [m]	6.4	7.4	7.5	7.5	7.4	7.2							





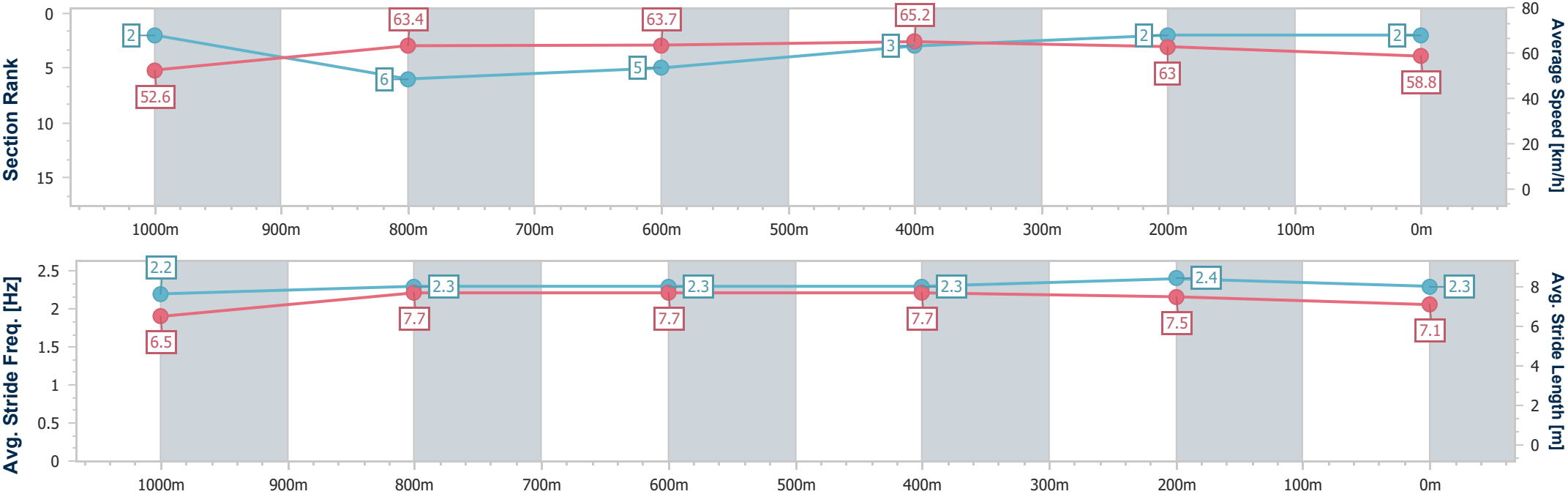
Horse/Jockey Name	Pocket Full
Final Rank	2
Fastest Section Time (Section)	0:11.07 (600m)
Top Speed [km/h] (Section)	65.6 (600m)
Race State	Finished



Eagle Farm Professional
Race 10: Ladbrokes Hosted Pots BM85 Handicap - 1200m
14 February 2026 - 17:08
Track Rating: Soft 7, Weather: Overcast, Rail Position: +4m Entire



Section	Overall	1000m	800m	600m	400m	200m								
Section Times	1:11.20 [2] (0:13.69)	0:57.51 [2] (0:11.45)	0:46.06 [6] (0:11.36)	0:34.70 [5] (0:11.07)	0:23.63 [3] (0:11.41)	0:12.22 [2] (0:12.22)								
Average Speed [km/h]	52.6	63.4	63.7	65.2	63.0	58.8								
Top Speed [km/h]	64.6	64.1	64.2	65.6	64.6	61.4								
Avg. Dist. to Rail [m]	0.7	1.6	1.4	0.4	1.0	1.5								
Avg. Stride Freq. [Hz]	2.2	2.3	2.3	2.3	2.4	2.3								
Avg. Stride Length [m]	6.5	7.7	7.7	7.7	7.5	7.1								





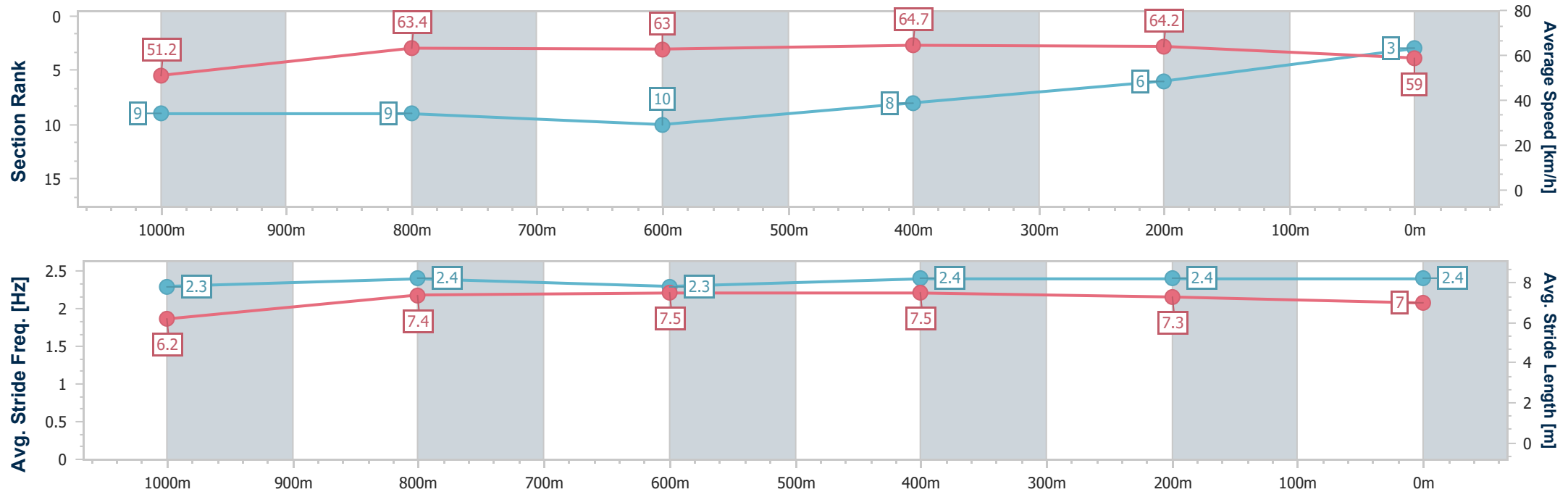
Horse/Jockey Name	Slippin' Jimmy
Final Rank	3
Fastest Section Time (Section)	0:11.03 (600m)
Top Speed [km/h] (Section)	65.7 (600m)
Race State	Finished



Eagle Farm Professional
Race 10: Ladbrokes Hosted Pots BM85 Handicap - 1200m
14 February 2026 - 17:08
Track Rating: Soft 7, Weather: Overcast, Rail Position: +4m Entire



Section	Overall	1000m	800m	600m	400m	200m								
Section Times	1:11.29 [3] (0:14.04)	0:57.25 [9] (0:11.45)	0:45.80 [9] (0:11.36)	0:34.44 [10] (0:11.03)	0:23.41 [8] (0:11.23)	0:12.18 [6] (0:12.18)								
Average Speed [km/h]	51.2	63.4	63.0	64.7	64.2	59.0								
Top Speed [km/h]	65.2	64.7	64.2	65.7	65.4	62.1								
Avg. Dist. to Rail [m]	3.2	1.1	0.9	1.6	0.3	0.3								
Avg. Stride Freq. [Hz]	2.3	2.4	2.3	2.4	2.4	2.4								
Avg. Stride Length [m]	6.2	7.4	7.5	7.5	7.3	7.0								



[] Ranking at each section and finish
-.-.- No data available at this section
NA No data available



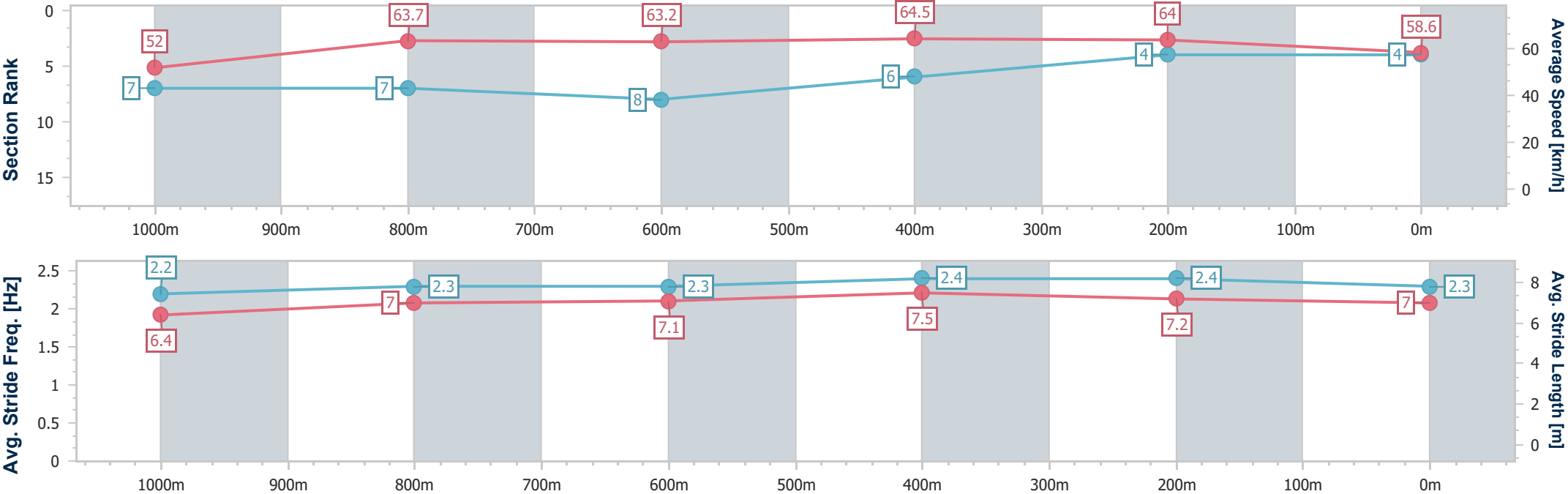
Horse/Jockey Name	Iron Man
Final Rank	4
Fastest Section Time (Section)	0:11.12 (600m)
Top Speed [km/h] (Section)	65.4 (600m)
Race State	Finished



Eagle Farm Professional
Race 10: Ladbrokes Hosted Pots BM85 Handicap - 1200m
14 February 2026 - 17:08
Track Rating: Soft 7, Weather: Overcast, Rail Position: +4m Entire



Section	Overall	1000m	800m	600m	400m	200m							
Section Times	1:11.32 [4] (0:13.90)	0:57.42 [7] (0:11.34)	0:46.08 [7] (0:11.41)	0:34.67 [8] (0:11.12)	0:23.55 [6] (0:11.30)	0:12.25 [4] (0:12.25)							
Average Speed [km/h]	52.0	63.7	63.2	64.5	64.0	58.6							
Top Speed [km/h]	65.0	64.1	63.5	65.4	65.3	61.6							
Avg. Dist. to Rail [m]	3.4	1.1	0.4	0.5	0.7	0.7							
Avg. Stride Freq. [Hz]	2.2	2.3	2.3	2.4	2.4	2.3							
Avg. Stride Length [m]	6.4	7.0	7.1	7.5	7.2	7.0							





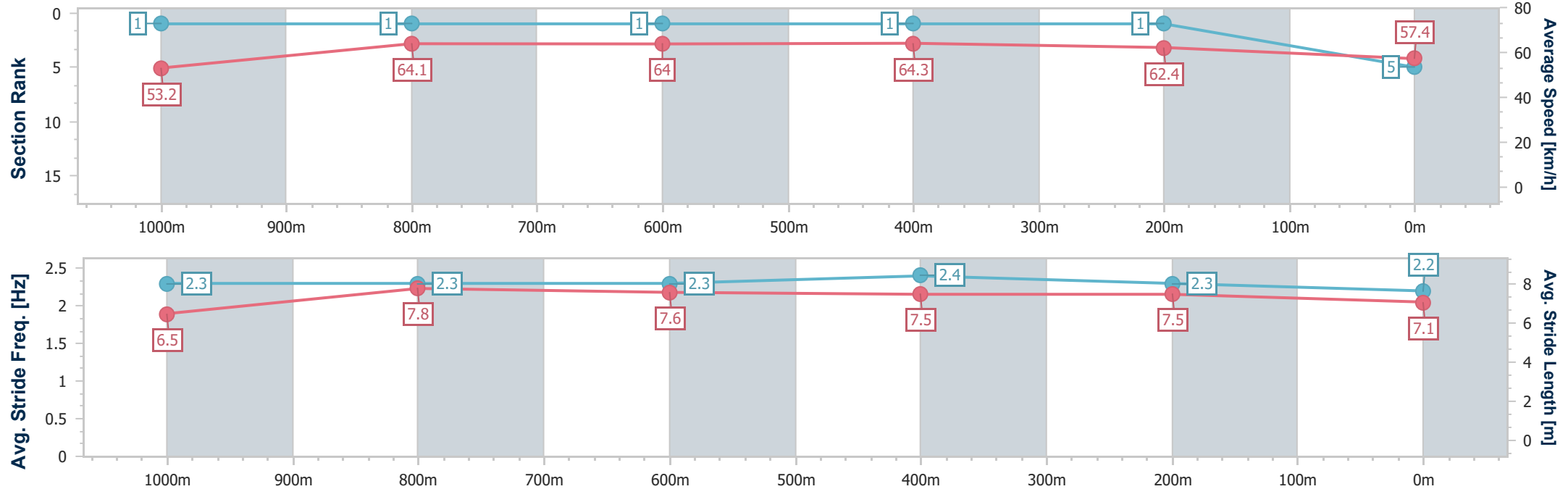
Horse/Jockey Name	Jonny Da Wolf
Final Rank	5
Fastest Section Time (Section)	0:11.19 (600m)
Top Speed [km/h] (Section)	66.3 (Overall)
Race State	Finished



Eagle Farm Professional
Race 10: Ladbrokes Hosted Pots BM85 Handicap - 1200m
14 February 2026 - 17:08
Track Rating: Soft 7, Weather: Overcast, Rail Position: +4m Entire



Section	Overall	1000m	800m	600m	400m	200m							
Section Times	1:11.35 [5] (0:13.55)	0:57.80 [1] (0:11.33)	0:46.47 [1] (0:11.21)	0:35.26 [1] (0:11.19)	0:24.07 [1] (0:11.55)	0:12.52 [1] (0:12.52)							
Average Speed [km/h]	53.2	64.1	64.0	64.3	62.4	57.4							
Top Speed [km/h]	66.3	65.4	64.7	65.0	63.9	60.2							
Avg. Dist. to Rail [m]	2.4	1.6	0.3	0.8	1.5	3.4							
Avg. Stride Freq. [Hz]	2.3	2.3	2.3	2.4	2.3	2.2							
Avg. Stride Length [m]	6.5	7.8	7.6	7.5	7.5	7.1							



[] Ranking at each section and finish
-.-.- No data available at this section
NA No data available



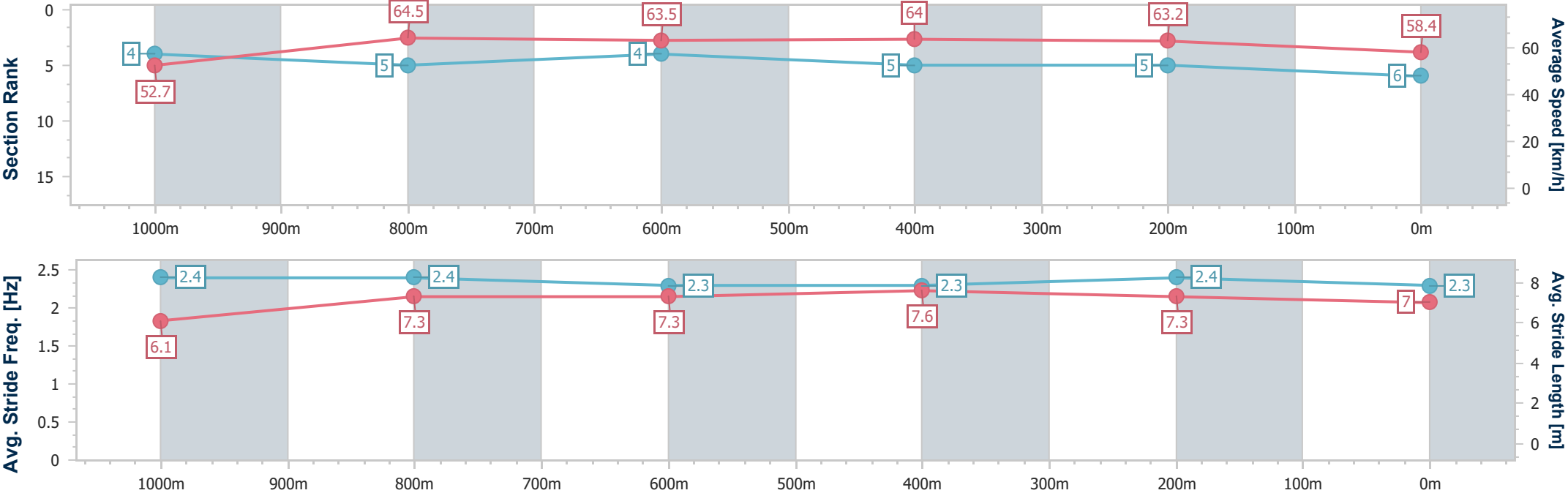
Horse/Jockey Name	Facundo
Final Rank	6
Fastest Section Time (Section)	0:11.25 (600m)
Top Speed [km/h] (Section)	65.1 (Overall)
Race State	Finished



Eagle Farm Professional
Race 10: Ladbrokes Hosted Pots BM85 Handicap - 1200m
14 February 2026 - 17:08
Track Rating: Soft 7, Weather: Overcast, Rail Position: +4m Entire



Section	Overall	1000m	800m	600m	400m	200m							
Section Times	1:11.43 [6] (0:13.75)	0:57.68 [4] (0:11.38)	0:46.30 [5] (0:11.34)	0:34.96 [4] (0:11.25)	0:23.71 [5] (0:11.37)	0:12.34 [5] (0:12.34)							
Average Speed [km/h]	52.7	64.5	63.5	64.0	63.2	58.4							
Top Speed [km/h]	65.1	64.8	64.2	64.0	64.5	62.1							
Avg. Dist. to Rail [m]	7.4	3.6	0.8	0.7	3.0	4.7							
Avg. Stride Freq. [Hz]	2.4	2.4	2.3	2.3	2.4	2.3							
Avg. Stride Length [m]	6.1	7.3	7.3	7.6	7.3	7.0							





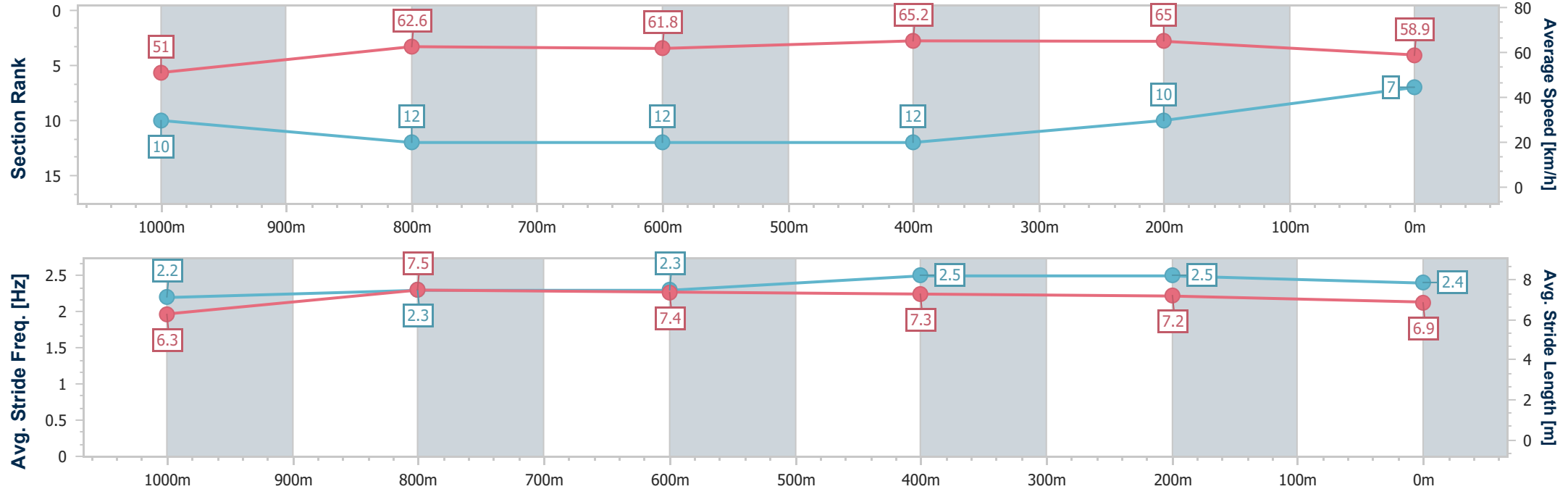
Horse/Jockey Name	Master Showman
Final Rank	7
Fastest Section Time (Section)	0:11.05 (600m)
Top Speed [km/h] (Section)	66.5 (400m)
Race State	Finished



Eagle Farm Professional
Race 10: Ladbrokes Hosted Pots BM85 Handicap - 1200m
14 February 2026 - 17:08
Track Rating: Soft 7, Weather: Overcast, Rail Position: +4m Entire



Section	Overall	1000m	800m	600m	400m	200m								
Section Times	1:11.59 [7] (0:14.17)	0:57.42 [10] (0:11.55)	0:45.87 [12] (0:11.54)	0:34.33 [12] (0:11.05)	0:23.28 [12] (0:11.07)	0:12.21 [10] (0:12.21)								
Average Speed [km/h]	51.0	62.6	61.8	65.2	65.0	58.9								
Top Speed [km/h]	63.6	63.5	62.8	65.7	66.5	62.6								
Avg. Dist. to Rail [m]	5.1	0.7	1.4	1.5	4.9	6.8								
Avg. Stride Freq. [Hz]	2.2	2.3	2.3	2.5	2.5	2.4								
Avg. Stride Length [m]	6.3	7.5	7.4	7.3	7.2	6.9								





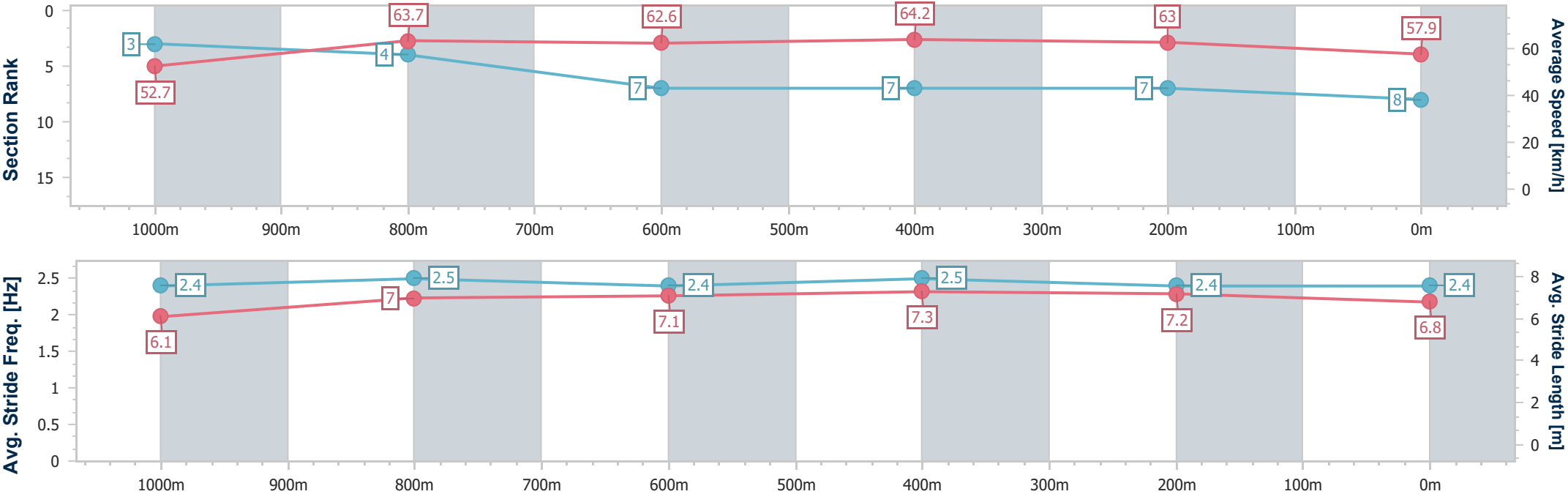
Horse/Jockey Name	Gospel Girl
Final Rank	8
Fastest Section Time (Section)	0:11.16 (600m)
Top Speed [km/h] (Section)	65.1 (600m)
Race State	Finished



Eagle Farm Professional
Race 10: Ladbrokes Hosted Pots BM85 Handicap - 1200m
14 February 2026 - 17:08
Track Rating: Soft 7, Weather: Overcast, Rail Position: +4m Entire



Section	Overall	1000m	800m	600m	400m	200m								
Section Times	1:11.65 [8] (0:13.72)	0:57.93 [3] (0:11.38)	0:46.55 [4] (0:11.54)	0:35.01 [7] (0:11.16)	0:23.85 [7] (0:11.43)	0:12.42 [7] (0:12.42)								
Average Speed [km/h]	52.7	63.7	62.6	64.2	63.0	57.9								
Top Speed [km/h]	64.4	64.5	63.5	65.1	64.0	60.9								
Avg. Dist. to Rail [m]	4.2	1.8	1.0	1.3	0.8	2.1								
Avg. Stride Freq. [Hz]	2.4	2.5	2.4	2.5	2.4	2.4								
Avg. Stride Length [m]	6.1	7.0	7.1	7.3	7.2	6.8								





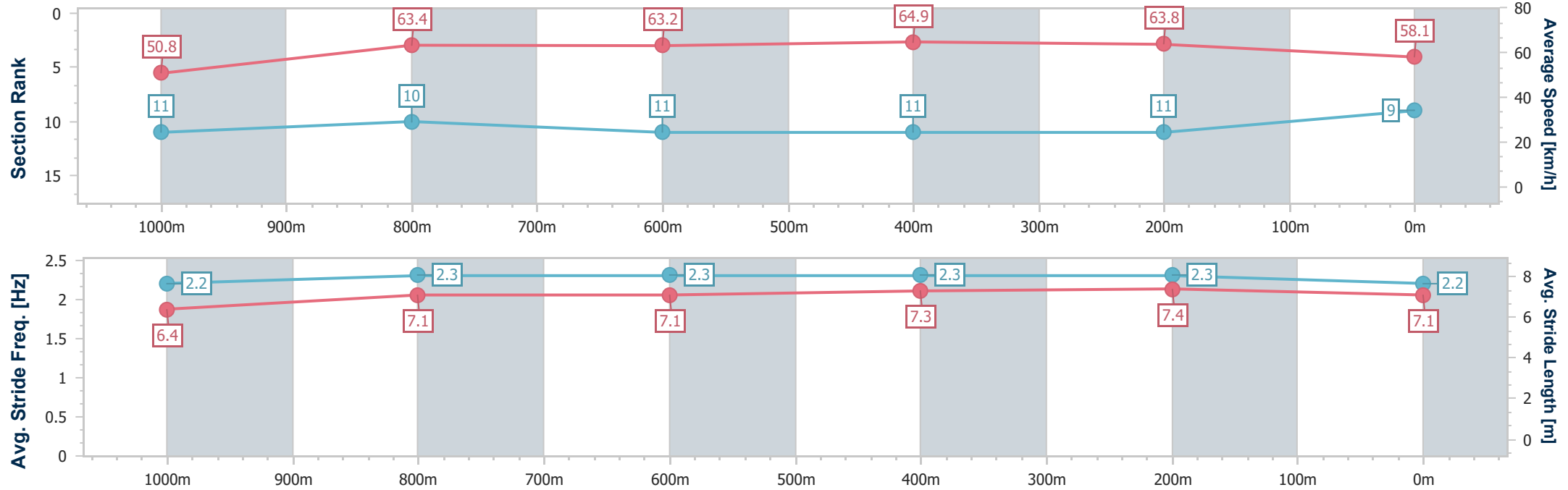
Horse/Jockey Name	Millane
Final Rank	9
Fastest Section Time (Section)	0:11.11 (600m)
Top Speed [km/h] (Section)	66.2 (400m)
Race State	Finished



Eagle Farm Professional
Race 10: Ladbrokes Hosted Pots BM85 Handicap - 1200m
14 February 2026 - 17:08
Track Rating: Soft 7, Weather: Overcast, Rail Position: +4m Entire



Section	Overall	1000m	800m	600m	400m	200m								
Section Times	1:11.79 [9] (0:14.21)	0:57.58 [11] (0:11.44)	0:46.14 [10] (0:11.39)	0:34.75 [11] (0:11.11)	0:23.64 [11] (0:11.27)	0:12.37 [11] (0:12.37)								
Average Speed [km/h]	50.8	63.4	63.2	64.9	63.8	58.1								
Top Speed [km/h]	62.7	64.2	64.2	65.9	66.2	61.5								
Avg. Dist. to Rail [m]	7.6	1.5	0.3	0.9	3.4	3.1								
Avg. Stride Freq. [Hz]	2.2	2.3	2.3	2.3	2.3	2.2								
Avg. Stride Length [m]	6.4	7.1	7.1	7.3	7.4	7.1								





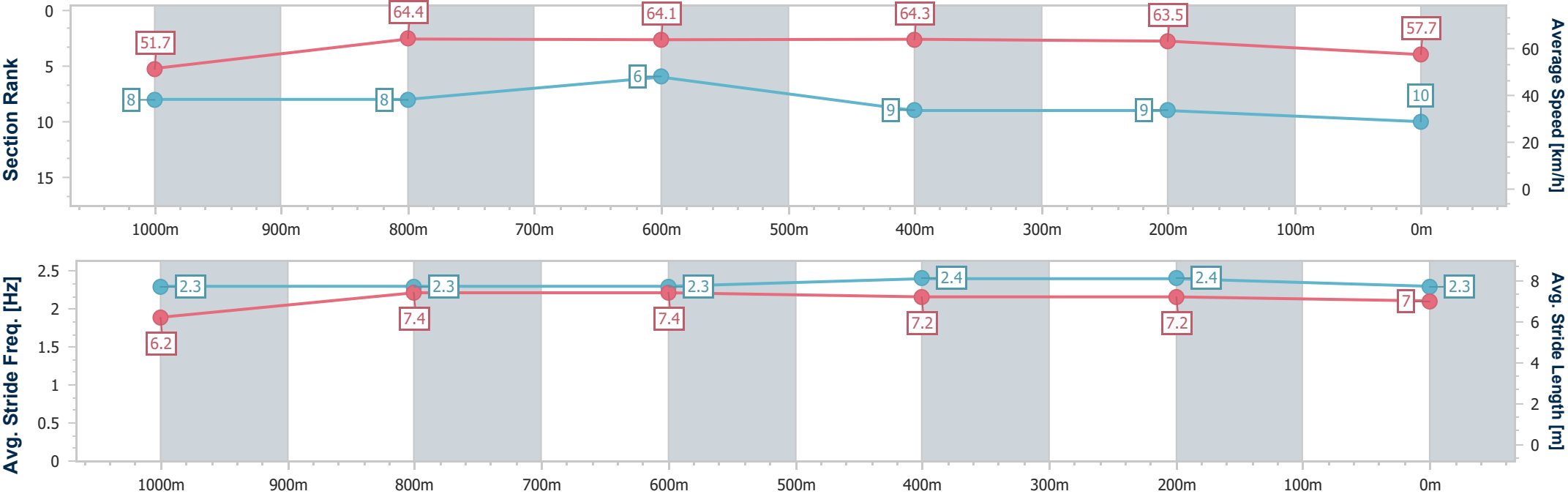
Horse/Jockey Name	Estrondo
Final Rank	10
Fastest Section Time (Section)	0:11.30 (600m)
Top Speed [km/h] (Section)	64.9 (600m)
Race State	Finished



Eagle Farm Professional
Race 10: Ladbrokes Hosted Pots BM85 Handicap - 1200m
14 February 2026 - 17:08
Track Rating: Soft 7, Weather: Overcast, Rail Position: +4m Entire



Section	Overall	1000m	800m	600m	400m	200m								
Section Times	1:11.80 [10] (0:13.97)	0:57.83 [8] (0:11.31)	0:46.52 [8] (0:11.36)	0:35.16 [6] (0:11.30)	0:23.86 [9] (0:11.37)	0:12.49 [9] (0:12.49)								
Average Speed [km/h]	51.7	64.4	64.1	64.3	63.5	57.7								
Top Speed [km/h]	64.4	64.8	64.4	64.9	64.8	60.9								
Avg. Dist. to Rail [m]	4.7	2.6	2.0	2.4	5.2	5.5								
Avg. Stride Freq. [Hz]	2.3	2.3	2.3	2.4	2.4	2.3								
Avg. Stride Length [m]	6.2	7.4	7.4	7.2	7.2	7.0								





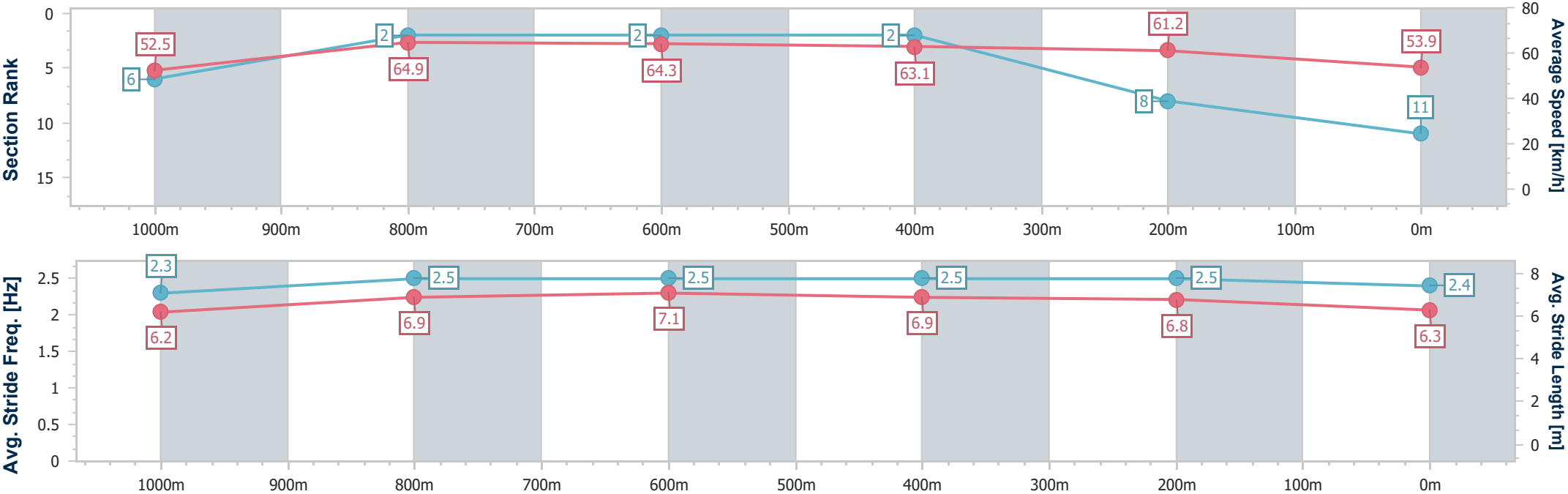
Horse/Jockey Name	Heroic Miss
Final Rank	11
Fastest Section Time (Section)	0:11.15 (800m)
Top Speed [km/h] (Section)	65.8 (1000m)
Race State	Finished



Eagle Farm Professional
Race 10: Ladbrokes Hosted Pots BM85 Handicap - 1200m
14 February 2026 - 17:08
Track Rating: Soft 7, Weather: Overcast, Rail Position: +4m Entire



Section	Overall	1000m	800m	600m	400m	200m							
Section Times	1:12.62 [11] (0:13.81)	0:58.81 [6] (0:11.21)	0:47.60 [2] (0:11.15)	0:36.45 [2] (0:11.37)	0:25.08 [2] (0:11.76)	0:13.32 [8] (0:13.32)							
Average Speed [km/h]	52.5	64.9	64.3	63.1	61.2	53.9							
Top Speed [km/h]	65.2	65.8	65.0	63.6	62.9	58.9							
Avg. Dist. to Rail [m]	6.3	2.6	0.8	1.0	1.3	3.7							
Avg. Stride Freq. [Hz]	2.3	2.5	2.5	2.5	2.5	2.4							
Avg. Stride Length [m]	6.2	6.9	7.1	6.9	6.8	6.3							





Horse/Jockey Name	Flag Hall
Final Rank	12
Fastest Section Time (Section)	0:11.18 (600m)
Top Speed [km/h] (Section)	68.7 (1000m)
Race State	Finished



Eagle Farm Professional
Race 10: Ladbrokes Hosted Pots BM85 Handicap - 1200m
14 February 2026 - 17:08
Track Rating: Soft 7, Weather: Overcast, Rail Position: +4m Entire



Section	Overall	1000m	800m	600m	400m	200m							
Section Times	1:13.02 [12] (0:13.76)	0:59.26 [5] (0:11.31)	0:47.95 [3] (0:11.39)	0:36.56 [3] (0:11.18)	0:25.38 [4] (0:11.83)	0:13.55 [12] (0:13.55)							
Average Speed [km/h]	52.7	66.3	65.1	65.0	61.0	53.1							
Top Speed [km/h]	65.7	68.7	67.4	66.2	63.3	57.4							
Avg. Dist. to Rail [m]	9.8	9.1	6.5	1.7	4.1	5.3							
Avg. Stride Freq. [Hz]	2.3	2.5	2.5	2.5	2.4	2.3							
Avg. Stride Length [m]	6.4	7.3	7.3	7.3	7.0	6.5							

