



# Toowoomba Professional

## Race 1: Southern Cross Sheds Class 1 Handicap - 1300m

14 February 2026 - 16:14



Track Rating: Soft 7, Weather: Showers, Rail Position: +3m Entire

Section						Overall	1200m	1000m	800m	600m	400m	Last 600m	
Field Times						1:21.13 (0:08.96)	1:12.17 (0:11.14)	1:01.03 (0:11.46)	0:49.57 (0:12.11)	0:37.46 (0:12.62)	0:24.84 (0:12.25)	0:37.46	
Rank	TAB	Horse/Jockey	Barrier	Top Speed [km/h]	Fastest Section								Distance Travelled [m]
1	9	UPSTART LOVER	8	67.1	0:09.27	1:21.13 [1]	1:11.86 [6]	1:00.94 [2]	0:49.57 [1]	0:37.46 [1]	0:24.84 [1]	0:37.46	
		Georgina Cartwright		1200m	Overall	(0:09.27)	(0:10.92)	(0:11.37)	(0:12.11)	(0:12.62)	(0:12.25)		
2	3	BOLE LE	5	64.2	0:09.05	1:21.68 [2]	1:12.63 [2]	1:01.24 [4]	0:49.55 [4]	0:37.46 [5]	0:25.06 [4]	0:37.46 -4	
		Les Tilley		1200m	Overall	(0:09.05)	(0:11.39)	(0:11.69)	(0:12.09)	(0:12.40)	(0:12.70)		
3	1	LINTHORPE LUCK	9	64.9	0:09.48	1:21.71 [3]	1:12.23 [9]	1:00.79 [10]	0:48.97 [10]	0:37.05 [10]	0:24.92 [7]	0:37.05 +3	
		Montana Philpot		1200m	Overall	(0:09.48)	(0:11.44)	(0:11.82)	(0:11.92)	(0:12.13)	(0:12.54)		
4	5	HEROIC BEACH	2	64.8	0:09.31	1:21.73 [4]	1:12.42 [7]	1:01.15 [5]	0:49.59 [5]	0:37.66 [3]	0:25.24 [3]	0:37.66 -13	
		Harrison Shaw		1200m	Overall	(0:09.31)	(0:11.27)	(0:11.56)	(0:11.93)	(0:12.42)	(0:12.77)		
5	11	ROIGARD	6	64.0	0:09.47	1:22.09 [5]	1:12.62 [8]	1:01.27 [9]	0:49.60 [8]	0:37.68 [6]	0:25.36 [6]	0:37.68 -8	
		Olivia Kendal		1200m	Overall	(0:09.47)	(0:11.35)	(0:11.67)	(0:11.92)	(0:12.32)	(0:12.69)		
6	10	KINDLY	7	63.9	0:09.21	1:22.16 [6]	1:12.95 [5]	1:01.51 [6]	0:49.70 [6]	0:37.68 [7]	0:25.49 [5]	0:37.68 -1	
		Nozi Tomizawa		1200m	Overall	(0:09.21)	(0:11.44)	(0:11.81)	(0:12.02)	(0:12.19)	(0:12.65)		
7	7	MIDNIGHT MIRACLE	4	64.5	0:09.16	1:22.27 [7]	1:13.11 [4]	1:01.53 [7]	0:49.81 [7]	0:37.71 [8]	0:25.40 [9]	0:37.71 -1	
		Kelsey Lenton		1200m	Overall	(0:09.16)	(0:11.58)	(0:11.72)	(0:12.10)	(0:12.31)	(0:12.54)		
8	4	DECORATIVE	1	65.6	0:08.96	1:22.36 [8]	1:13.40 [1]	1:02.26 [1]	0:50.56 [2]	0:38.53 [2]	0:25.94 [2]	0:38.53 -3	
		Jaden Lloyd		1200m	Overall	(0:08.96)	(0:11.14)	(0:11.70)	(0:12.03)	(0:12.59)	(0:12.78)		
9	6	TICKLE MY TOSEN	10	66.2	0:09.58	1:22.82 [9]	1:13.24 [10]	1:02.01 [8]	0:50.17 [9]	0:38.23 [9]	0:25.88 [10]	0:38.23 +2	
		Damien Boche		1200m	Overall	(0:09.58)	(0:11.23)	(0:11.84)	(0:11.94)	(0:12.35)	(0:12.90)		
10	2	STYLISH JOKER	3	67.0	0:09.12	1:24.16 [10]	1:15.04 [3]	1:03.92 [3]	0:52.17 [3]	0:40.02 [4]	0:27.36 [8]	0:40.02 -3	
		Kenji Yoshida		1200m	Overall	(0:09.12)	(0:11.12)	(0:11.75)	(0:12.15)	(0:12.66)	(0:13.31)		

Scratched: Zelezny (#12), Miss Highfalutin (#8)



## Toowoomba Professional

### Race 1: Southern Cross Sheds Class 1 Handicap - 1300m

14 February 2026 - 16:14



Track Rating: Soft 7, Weather: Showers, Rail Position: +3m Entire

Section Field Times				200m 0:12.59 (0:12.59)		Last 600m 0:37.46			
Rank	TAB	Horse/Jockey	Barrier	Top Speed [km/h]	Fastest Section	Margin			Distance Travelled [m]
1	9	UPSTART LOVER	8	67.1	0:09.27	0:12.59 [1]	1:21.13		0:37.46
		Georgina Cartwright		1200m	Overall	(0:12.59)			
2	3	BOLE LE	5	64.2	0:09.05	0:12.36 [4]	3.19L		0:37.46 -4
		Les Tilley		1200m	Overall	(0:12.36)			
3	1	LINTHORPE LUCK	9	64.9	0:09.48	0:12.38 [6]	3.36L		0:37.05 +3
		Montana Philpot		1200m	Overall	(0:12.38)			
4	5	HEROIC BEACH	2	64.8	0:09.31	0:12.47 [3]	3.49L		0:37.66 -13
		Harrison Shaw		1200m	Overall	(0:12.47)			
5	11	ROIGARD	6	64.0	0:09.47	0:12.67 [8]	5.63L		0:37.68 -8
		Olivia Kendal		1200m	Overall	(0:12.67)			
6	10	KINDLY	7	63.9	0:09.21	0:12.84 [5]	6.01L		0:37.68 -1
		Nozi Tomizawa		1200m	Overall	(0:12.84)			
7	7	MIDNIGHT MIRACLE	4	64.5	0:09.16	0:12.86 [7]	6.7L		0:37.71 -1
		Kelsey Lenton		1200m	Overall	(0:12.86)			
8	4	DECORATIVE	1	65.6	0:08.96	0:13.16 [2]	7.24L		0:38.53 -3
		Jaden Lloyd		1200m	Overall	(0:13.16)			
9	6	TICKLE MY TOSEN	10	66.2	0:09.58	0:12.98 [9]	9.92L		0:38.23 +2
		Damien Boche		1200m	Overall	(0:12.98)			
10	2	STYLISH JOKER	3	67.0	0:09.12	0:14.05 [10]	17.83L		0:40.02 -3
		Kenji Yoshida		1200m	Overall	(0:14.05)			

Scratched: Zelezny (#12), Miss Highfalutin (#8)

Report Created: Sat 14 February 2026 17:04 GMT+ (Note: Timing is based on position data)

Page 2/12

[ ] Ranking at each section and finish  
-:-:- No data available at this section  
NA No data available

SCN Saddle cloth number  
DNF Did not finish  
DNT Did not track

data processed by  TRIPLESDATA



Horse/Jockey Name	Upstart Lover
Final Rank	1
Fastest Section Time (Section)	0:09.27 (Overall)
Top Speed [km/h] (Section)	67.1 (1200m)
Race State	Finished



ToowoombaProfessional

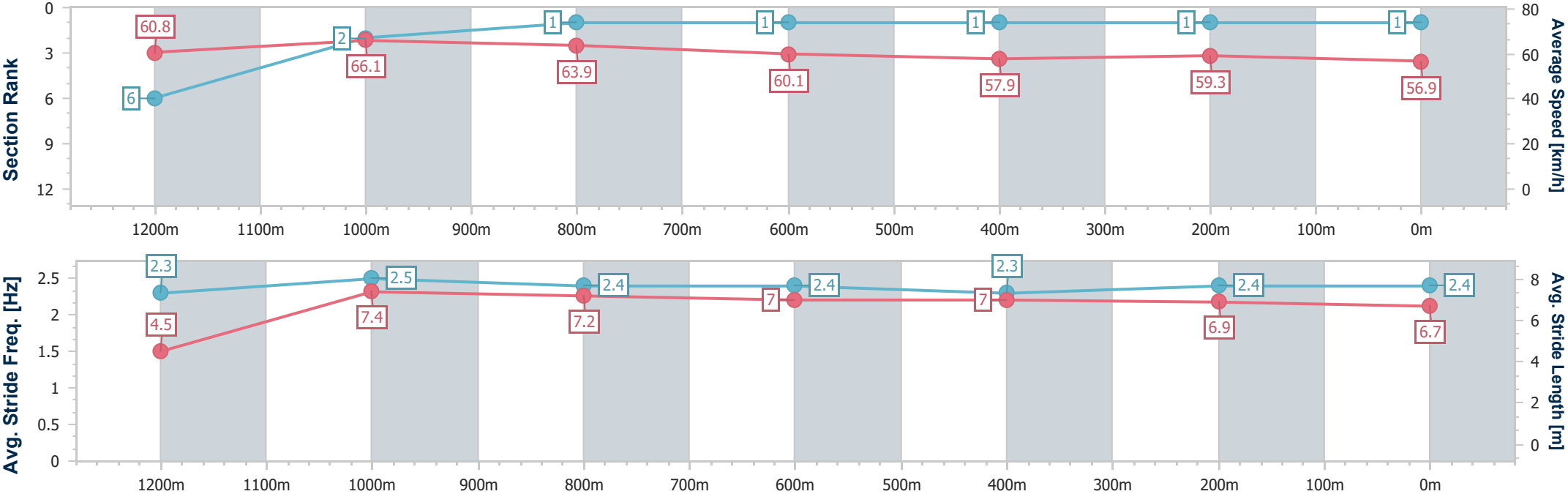
Race 1: Southern Cross Sheds Class 1 Handicap - 1300m

14 February 2026 - 16:14

Track Rating: Soft 7, Weather: Showers, Rail Position: +3m Entire



Section	Overall	1200m	1000m	800m	600m	400m	200m						
Section Times	1:21.13 [1] (0:09.27)	1:11.86 [6] (0:10.92)	1:00.94 [2] (0:11.37)	0:49.57 [1] (0:12.11)	0:37.46 [1] (0:12.62)	0:24.84 [1] (0:12.25)	0:12.59 [1] (0:12.59)						
Average Speed [km/h]	60.8	66.1	63.9	60.1	57.9	59.3	56.9						
Top Speed [km/h]	64.2	67.1	66.0	62.1	59.1	60.0	58.9						
Avg. Dist. to Rail [m]	9.1	4.9	2.7	3.1	3.2	2.2	2.4						
Avg. Stride Freq. [Hz]	2.3	2.5	2.4	2.4	2.3	2.4	2.4						
Avg. Stride Length [m]	4.5	7.4	7.2	7.0	7.0	6.9	6.7						





Horse/Jockey Name	Bole Le
Final Rank	2
Fastest Section Time (Section)	0:09.05 (Overall)
Top Speed [km/h] (Section)	64.2 (1200m)
Race State	Finished



ToowoombaProfessional

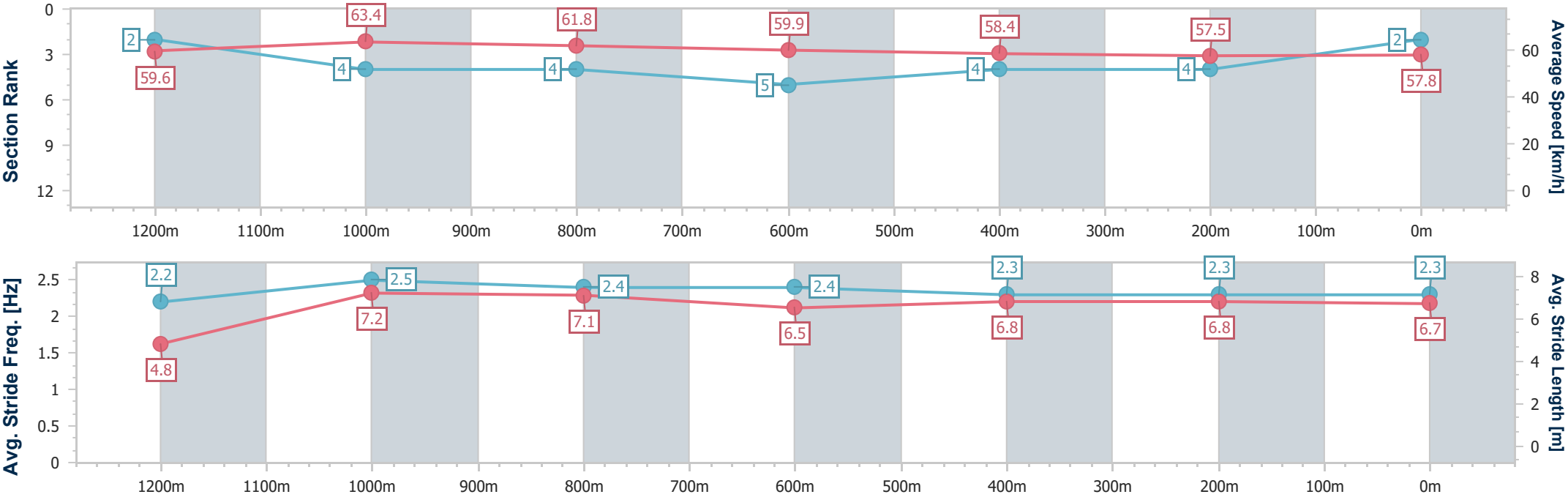
Race 1: Southern Cross Sheds Class 1 Handicap - 1300m

14 February 2026 - 16:14

Track Rating: Soft 7, Weather: Showers, Rail Position: +3m Entire



Section	Overall	1200m	1000m	800m	600m	400m	200m						
Section Times	1:21.68 [2] (0:09.05)	1:12.63 [2] (0:11.39)	1:01.24 [4] (0:11.69)	0:49.55 [4] (0:12.09)	0:37.46 [5] (0:12.40)	0:25.06 [4] (0:12.70)	0:12.36 [4] (0:12.36)						
Average Speed [km/h]	59.6	63.4	61.8	59.9	58.4	57.5	57.8						
Top Speed [km/h]	62.7	64.2	63.0	61.5	59.8	58.1	58.3						
Avg. Dist. to Rail [m]	4.6	2.3	0.9	1.3	1.4	3.3	3.3						
Avg. Stride Freq. [Hz]	2.2	2.5	2.4	2.4	2.3	2.3	2.3						
Avg. Stride Length [m]	4.8	7.2	7.1	6.5	6.8	6.8	6.7						



- [ ] Ranking at each section and finish
- .-.- No data available at this section
- NA No data available



Horse/Jockey Name	Linthorpe Luck
Final Rank	3
Fastest Section Time (Section)	0:09.48 (Overall)
Top Speed [km/h] (Section)	64.9 (1200m)
Race State	Finished



ToowoombaProfessional

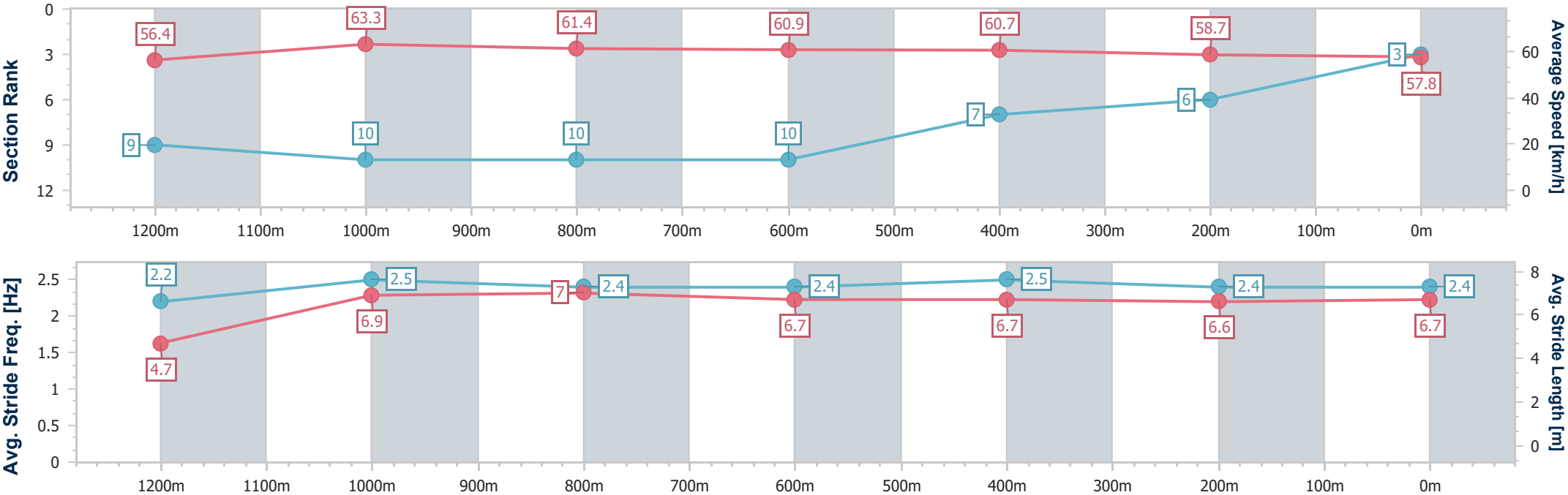
Race 1: Southern Cross Sheds Class 1 Handicap - 1300m

14 February 2026 - 16:14

Track Rating: Soft 7, Weather: Showers, Rail Position: +3m Entire



Section	Overall	1200m	1000m	800m	600m	400m	200m						
Section Times	1:21.71 [3] (0:09.48)	1:12.23 [9] (0:11.44)	1:00.79 [10] (0:11.82)	0:48.97 [10] (0:11.92)	0:37.05 [10] (0:12.13)	0:24.92 [7] (0:12.54)	0:12.38 [6]						
Average Speed [km/h]	56.4	63.3	61.4	60.9	60.7	58.7	57.8						
Top Speed [km/h]	58.9	64.9	62.6	61.6	61.6	59.4	59.1						
Avg. Dist. to Rail [m]	9.4	4.6	2.4	2.6	4.0	6.0	5.8						
Avg. Stride Freq. [Hz]	2.2	2.5	2.4	2.4	2.5	2.4	2.4						
Avg. Stride Length [m]	4.7	6.9	7.0	6.7	6.7	6.6	6.7						





Horse/Jockey Name	Heroic Beach
Final Rank	4
Fastest Section Time (Section)	0:09.31 (Overall)
Top Speed [km/h] (Section)	64.8 (1200m)
Race State	Finished



Toowoomba Professional

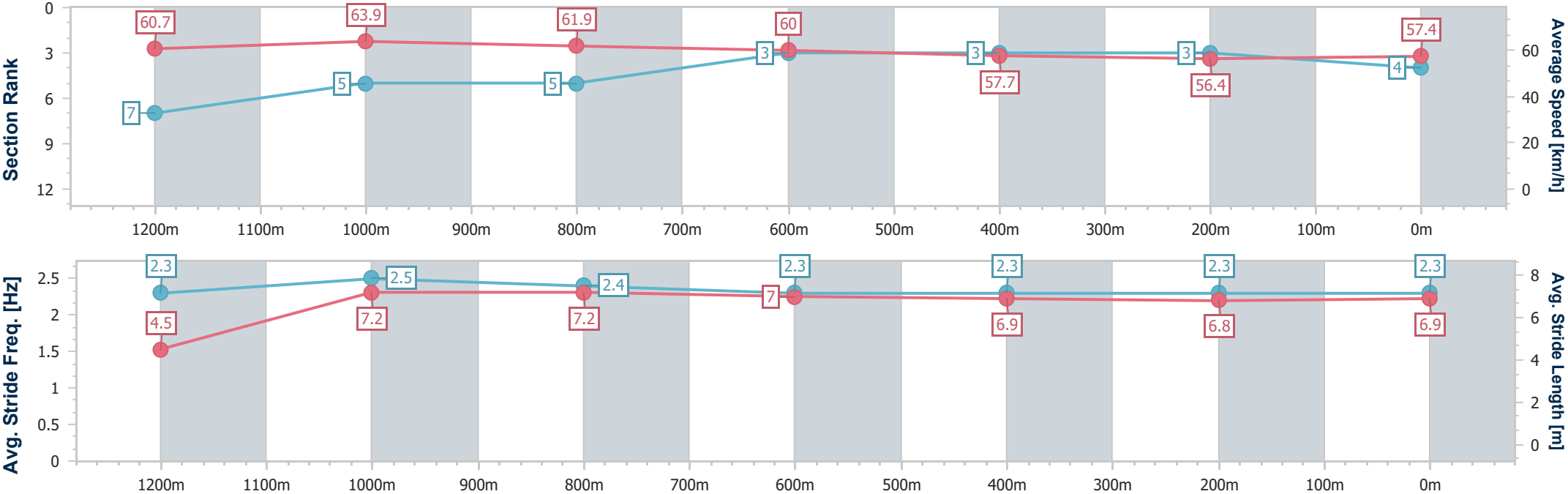
Race 1: Southern Cross Sheds Class 1 Handicap - 1300m

14 February 2026 - 16:14

Track Rating: Soft 7, Weather: Showers, Rail Position: +3m Entire



Section	Overall	1200m	1000m	800m	600m	400m	200m						
Section Times	1:21.73 [4] (0:09.31)	1:12.42 [7] (0:11.27)	1:01.15 [5] (0:11.56)	0:49.59 [5] (0:11.93)	0:37.66 [3] (0:12.42)	0:25.24 [3] (0:12.77)	0:12.47 [3] (0:12.47)						
Average Speed [km/h]	60.7	63.9	61.9	60.0	57.7	56.4	57.4						
Top Speed [km/h]	62.7	64.8	63.9	61.3	59.9	57.3	58.2						
Avg. Dist. to Rail [m]	3.2	0.8	2.0	2.0	1.2	0.4	1.6						
Avg. Stride Freq. [Hz]	2.3	2.5	2.4	2.3	2.3	2.3	2.3						
Avg. Stride Length [m]	4.5	7.2	7.2	7.0	6.9	6.8	6.9						





Horse/Jockey Name	Roigard
Final Rank	5
Fastest Section Time (Section)	0:09.47 (Overall)
Top Speed [km/h] (Section)	64.0 (1200m)
Race State	Finished



ToowoombaProfessional

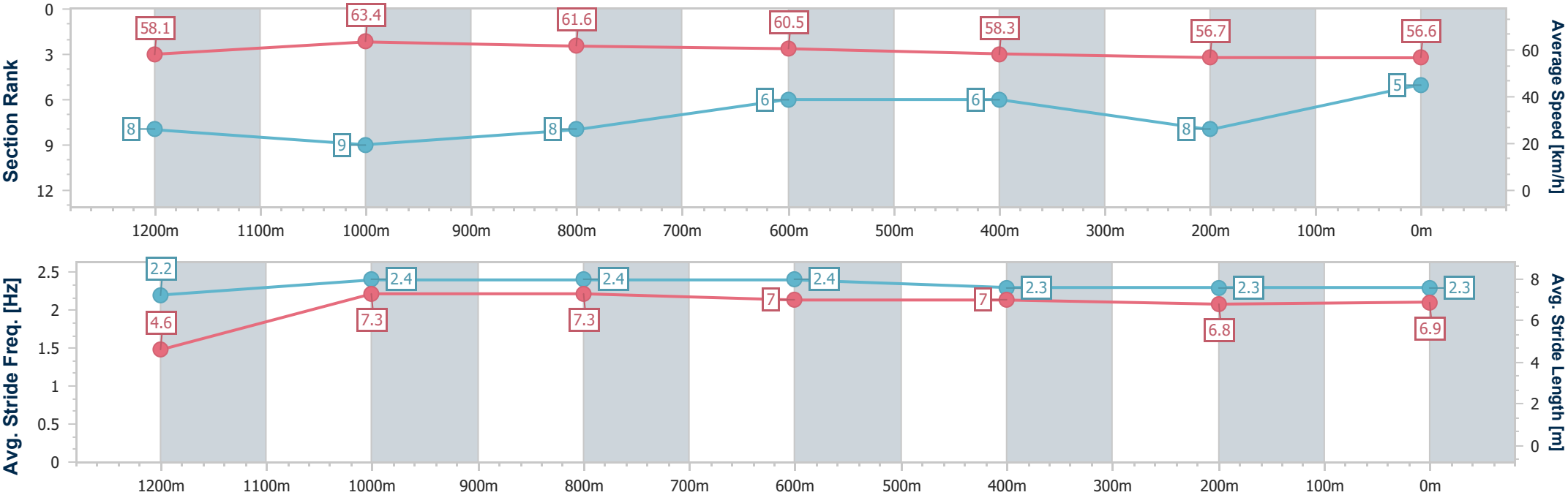
Race 1: Southern Cross Sheds Class 1 Handicap - 1300m

14 February 2026 - 16:14

Track Rating: Soft 7, Weather: Showers, Rail Position: +3m Entire



Section	Overall	1200m	1000m	800m	600m	400m	200m						
Section Times	1:22.09 [5] (0:09.47)	1:12.62 [8] (0:11.35)	1:01.27 [9] (0:11.67)	0:49.60 [8] (0:11.92)	0:37.68 [6] (0:12.32)	0:25.36 [6] (0:12.69)	0:12.67 [8] (0:12.67)						
Average Speed [km/h]	58.1	63.4	61.6	60.5	58.3	56.7	56.6						
Top Speed [km/h]	61.2	64.0	63.5	62.0	60.5	57.9	57.6						
Avg. Dist. to Rail [m]	5.5	0.6	0.3	1.2	0.3	1.1	3.5						
Avg. Stride Freq. [Hz]	2.2	2.4	2.4	2.4	2.3	2.3	2.3						
Avg. Stride Length [m]	4.6	7.3	7.3	7.0	7.0	6.8	6.9						





Horse/Jockey Name	Kindly
Final Rank	6
Fastest Section Time (Section)	0:09.21 (Overall)
Top Speed [km/h] (Section)	63.9 (1200m)
Race State	Finished



ToowoombaProfessional

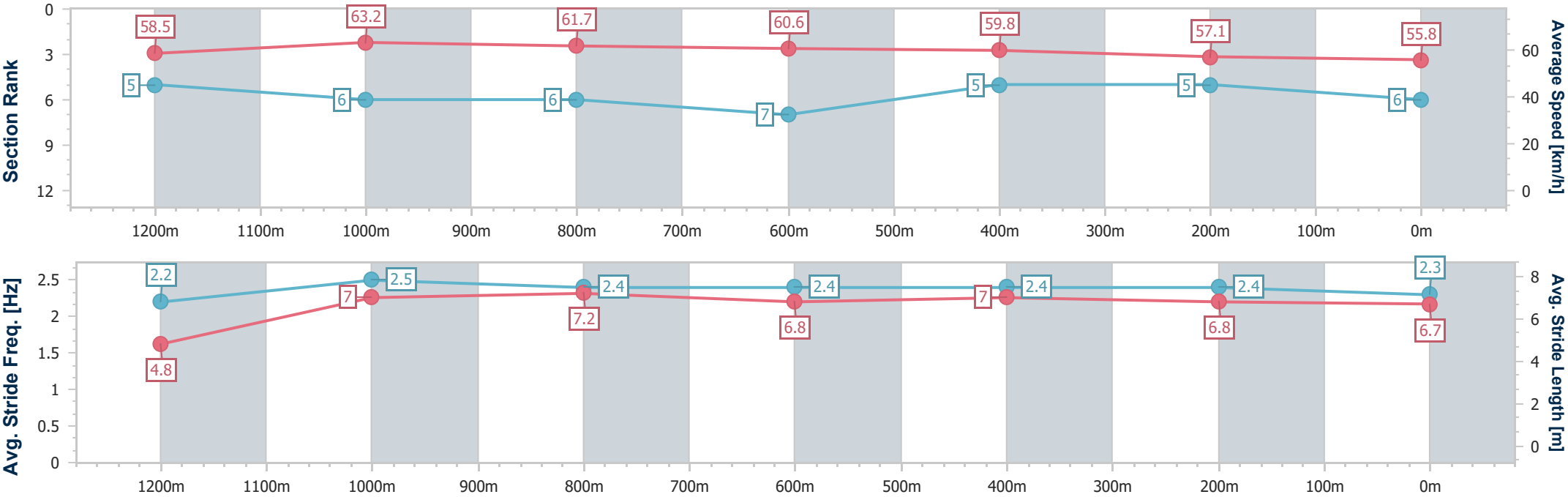
Race 1: Southern Cross Sheds Class 1 Handicap - 1300m

14 February 2026 - 16:14

Track Rating: Soft 7, Weather: Showers, Rail Position: +3m Entire



Section	Overall	1200m	1000m	800m	600m	400m	200m						
Section Times	1:22.16 [6] (0:09.21)	1:12.95 [5] (0:11.44)	1:01.51 [6] (0:11.81)	0:49.70 [6] (0:12.02)	0:37.68 [7] (0:12.19)	0:25.49 [5] (0:12.65)	0:12.84 [5] (0:12.84)						
Average Speed [km/h]	58.5	63.2	61.7	60.6	59.8	57.1	55.8						
Top Speed [km/h]	61.2	63.9	63.6	62.0	61.2	58.2	56.8						
Avg. Dist. to Rail [m]	8.2	4.3	3.2	3.1	2.0	1.6	2.4						
Avg. Stride Freq. [Hz]	2.2	2.5	2.4	2.4	2.4	2.4	2.3						
Avg. Stride Length [m]	4.8	7.0	7.2	6.8	7.0	6.8	6.7						





Horse/Jockey Name	Midnight Miracle
Final Rank	7
Fastest Section Time (Section)	0:09.16 (Overall)
Top Speed [km/h] (Section)	64.5 (1200m)
Race State	Finished



ToowoombaProfessional

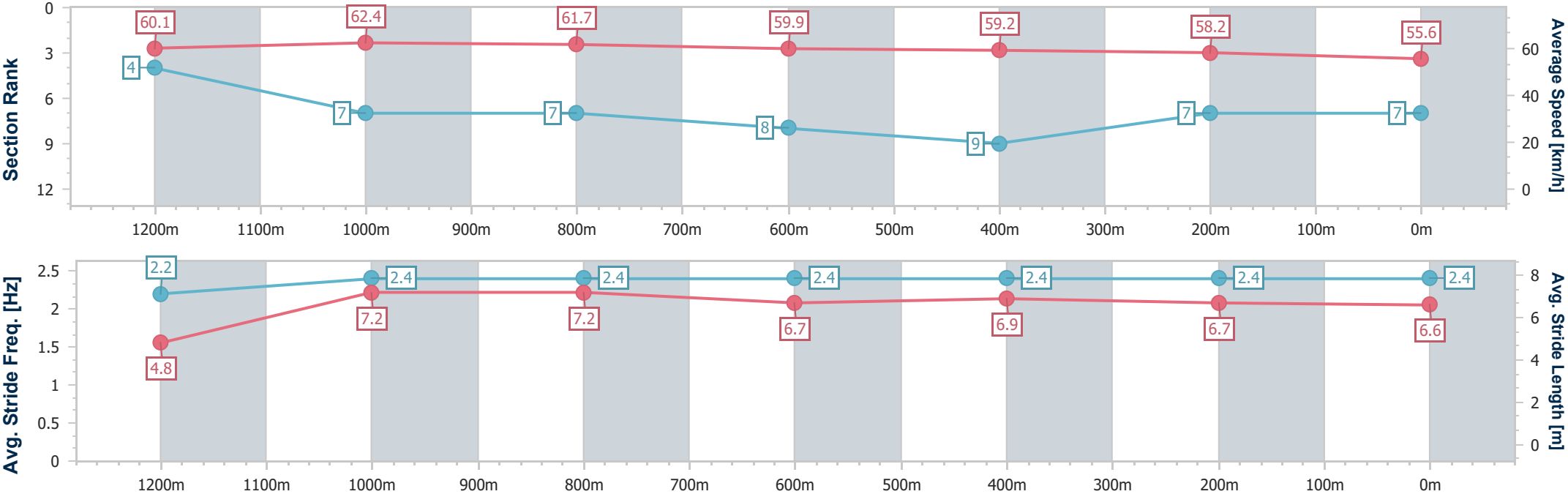
Race 1: Southern Cross Sheds Class 1 Handicap - 1300m

14 February 2026 - 16:14

Track Rating: Soft 7, Weather: Showers, Rail Position: +3m Entire



Section	Overall	1200m	1000m	800m	600m	400m	200m						
Section Times	1:22.27 [7] (0:09.16)	1:13.11 [4] (0:11.58)	1:01.53 [7] (0:11.72)	0:49.81 [7] (0:12.10)	0:37.71 [8] (0:12.31)	0:25.40 [9] (0:12.54)	0:12.86 [7]						
Average Speed [km/h]	60.1	62.4	61.7	59.9	59.2	58.2	55.6						
Top Speed [km/h]	61.2	64.5	63.3	61.0	61.3	58.7	58.3						
Avg. Dist. to Rail [m]	5.6	2.5	1.0	1.7	2.4	3.8	5.5						
Avg. Stride Freq. [Hz]	2.2	2.4	2.4	2.4	2.4	2.4	2.4						
Avg. Stride Length [m]	4.8	7.2	7.2	6.7	6.9	6.7	6.6						





Horse/Jockey Name	Decorative
Final Rank	8
Fastest Section Time (Section)	0:08.96 (Overall)
Top Speed [km/h] (Section)	65.6 (1200m)
Race State	Finished



ToowoombaProfessional

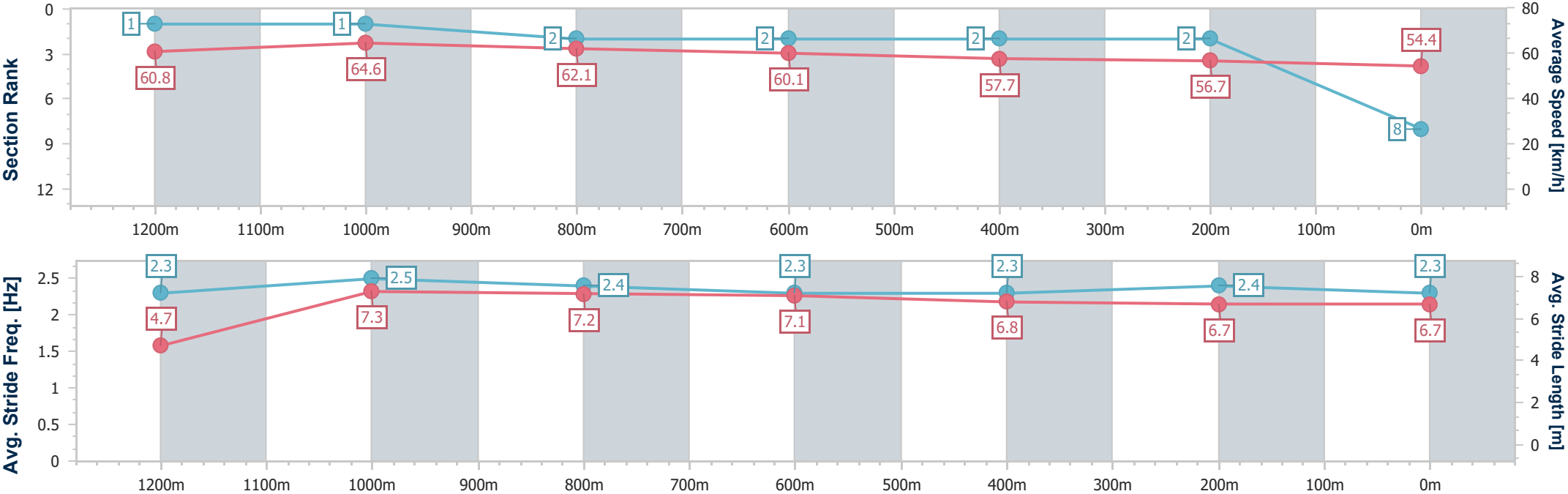
Race 1: Southern Cross Sheds Class 1 Handicap - 1300m

14 February 2026 - 16:14

Track Rating: Soft 7, Weather: Showers, Rail Position: +3m Entire



Section	Overall	1200m	1000m	800m	600m	400m	200m						
Section Times	1:22.36 [8] (0:08.96)	1:13.40 [1] (0:11.14)	1:02.26 [1] (0:11.70)	0:50.56 [2] (0:12.03)	0:38.53 [2] (0:12.59)	0:25.94 [2] (0:12.78)	0:13.16 [2] (0:13.16)						
Average Speed [km/h]	60.8	64.6	62.1	60.1	57.7	56.7	54.4						
Top Speed [km/h]	64.2	65.6	63.5	62.9	59.2	57.5	56.4						
Avg. Dist. to Rail [m]	2.3	2.0	2.4	2.1	1.9	2.2	3.9						
Avg. Stride Freq. [Hz]	2.3	2.5	2.4	2.3	2.3	2.4	2.3						
Avg. Stride Length [m]	4.7	7.3	7.2	7.1	6.8	6.7	6.7						





Horse/Jockey Name	Tickle My Tosen
Final Rank	9
Fastest Section Time (Section)	0:09.58 (Overall)
Top Speed [km/h] (Section)	66.2 (1200m)
Race State	Finished



ToowoombaProfessional

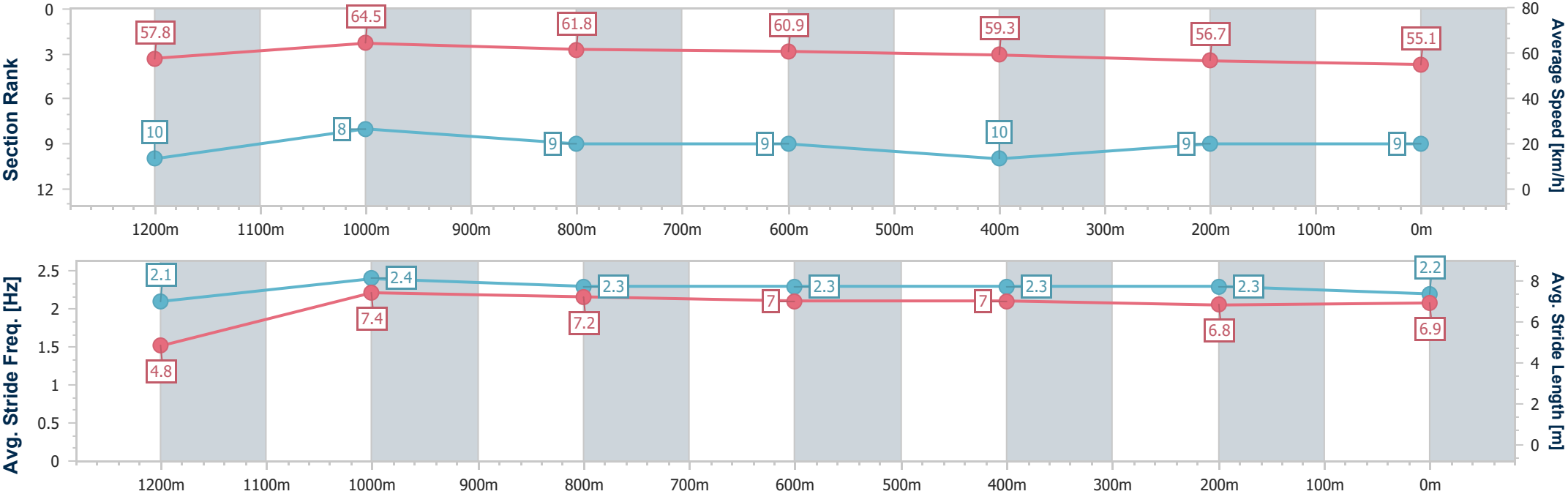
Race 1: Southern Cross Sheds Class 1 Handicap - 1300m

14 February 2026 - 16:14

Track Rating: Soft 7, Weather: Showers, Rail Position: +3m Entire



Section	Overall	1200m	1000m	800m	600m	400m	200m						
Section Times	1:22.82 [9] (0:09.58)	1:13.24 [10] (0:11.23)	1:02.01 [8] (0:11.84)	0:50.17 [9] (0:11.94)	0:38.23 [9] (0:12.35)	0:25.88 [10] (0:12.90)	0:12.98 [9] (0:12.98)						
Average Speed [km/h]	57.8	64.5	61.8	60.9	59.3	56.7	55.1						
Top Speed [km/h]	61.0	66.2	63.6	62.1	60.1	58.3	56.2						
Avg. Dist. to Rail [m]	10.6	6.8	3.7	2.9	2.9	5.0	5.4						
Avg. Stride Freq. [Hz]	2.1	2.4	2.3	2.3	2.3	2.3	2.2						
Avg. Stride Length [m]	4.8	7.4	7.2	7.0	7.0	6.8	6.9						





Horse/Jockey Name	Stylish Joker
Final Rank	10
Fastest Section Time (Section)	0:09.12 (Overall)
Top Speed [km/h] (Section)	67.0 (1200m)
Race State	Finished



ToowoombaProfessional

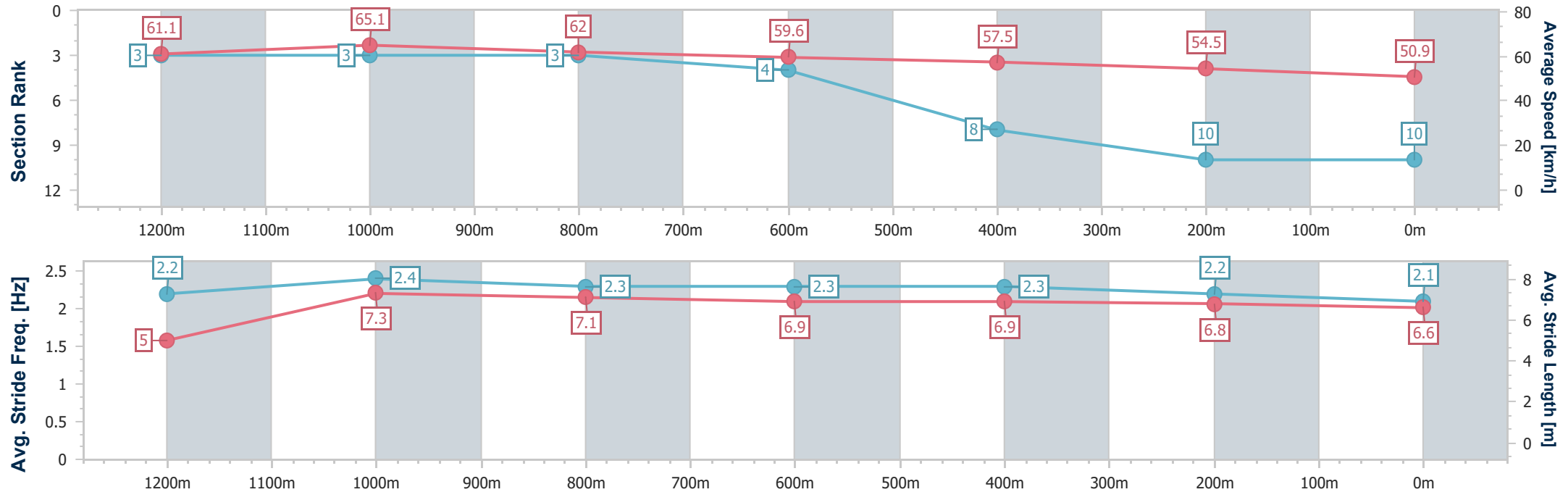
Race 1: Southern Cross Sheds Class 1 Handicap - 1300m

14 February 2026 - 16:14

Track Rating: Soft 7, Weather: Showers, Rail Position: +3m Entire



Section	Overall	1200m	1000m	800m	600m	400m	200m						
Section Times	1:24.16 [10] (0:09.12)	1:15.04 [3] (0:11.12)	1:03.92 [3] (0:11.75)	0:52.17 [3] (0:12.15)	0:40.02 [4] (0:12.66)	0:27.36 [8] (0:13.31)	0:14.05 [10] (0:14.05)						
Average Speed [km/h]	61.1	65.1	62.0	59.6	57.5	54.5	50.9						
Top Speed [km/h]	63.4	67.0	63.4	60.9	59.1	55.6	53.8						
Avg. Dist. to Rail [m]	4.5	3.4	2.4	1.5	1.7	2.6	4.1						
Avg. Stride Freq. [Hz]	2.2	2.4	2.3	2.3	2.3	2.2	2.1						
Avg. Stride Length [m]	5.0	7.3	7.1	6.9	6.9	6.8	6.6						





# Toowoomba Professional

## Race 2: Thank you Long & Life Members BM60 Handicap - 1200m

14 February 2026 - 16:54



Track Rating: Soft 7, Weather: Showers, Rail Position: +3m Entire

Section						Overall	1000m	800m	600m	400m	200m	Last 600m	
Field Times						1:14.16 (0:14.55)	0:59.61 (0:11.41)	0:48.20 (0:11.52)	0:36.68 (0:11.72)	0:24.96 (0:12.37)	0:12.59 (0:12.59)	0:36.68	
Rank	TAB	Horse/Jockey	Barrier	Top Speed [km/h]	Fastest Section							Margin	Distance Travelled [m]
1	2	HEROIC CHIEF	7	65.4	0:11.57	1:14.16 [1]	0:59.56 [2]	0:47.99 [3]	0:36.35 [2]	0:24.62 [2]	0:12.49 [2]	1:14.16	0:36.35
		Georgina Cartwright		Overall	1000m	(0:14.60)	(0:11.57)	(0:11.64)	(0:11.73)	(0:12.13)	(0:12.49)		
2	5	PORRISTA	5	64.5	0:11.41	1:14.44 [2]	0:59.89 [1]	0:48.48 [1]	0:36.96 [1]	0:25.24 [1]	0:12.87 [1]	1.6L	0:36.96
		Ashley Butler		1000m	1000m	(0:14.55)	(0:11.41)	(0:11.52)	(0:11.72)	(0:12.37)	(0:12.87)		-6
3	1	KINGSLAND	3	64.5	0:11.46	1:14.83 [3]	1:00.09 [4]	0:48.63 [4]	0:36.95 [4]	0:25.00 [3]	0:12.78 [3]	3.91L	0:36.95
		Harrison Shaw		1000m	1000m	(0:14.74)	(0:11.46)	(0:11.68)	(0:11.95)	(0:12.22)	(0:12.78)		+1
4	3	DECIMUS	2	65.6	0:11.35	1:15.07 [4]	1:00.07 [6]	0:48.72 [6]	0:37.02 [6]	0:24.92 [6]	0:12.66 [5]	5.31L	0:37.02
		Jaden Lloyd		1000m	1000m	(0:15.00)	(0:11.35)	(0:11.70)	(0:12.10)	(0:12.26)	(0:12.66)		+4
5	8	RUBAAHY	4	63.7	0:11.41	1:15.32 [5]	1:00.39 [5]	0:48.98 [5]	0:37.35 [5]	0:25.22 [5]	0:12.65 [6]	6.78L	0:37.35
		Stacey Callow		1000m	1000m	(0:14.93)	(0:11.41)	(0:11.63)	(0:12.13)	(0:12.57)	(0:12.65)		+3
6	7	LUDIK	6	64.7	0:11.54	1:15.57 [6]	1:00.43 [7]	0:48.89 [7]	0:37.33 [7]	0:25.05 [7]	0:12.72 [7]	8.29L	0:37.33
		Damien Boche		1000m	1000m	(0:15.14)	(0:11.54)	(0:11.56)	(0:12.28)	(0:12.33)	(0:12.72)		+4
7	9	CRUMPETS	1	65.0	0:11.42	1:15.83 [7]	1:01.15 [3]	0:49.73 [2]	0:37.96 [3]	0:25.97 [4]	0:13.52 [4]	9.8L	0:37.96
		Kenji Yoshida		1000m	1000m	(0:14.68)	(0:11.42)	(0:11.77)	(0:11.99)	(0:12.45)	(0:13.52)		+1

Scratched: Purosangue (#4), Midnight Miracle (#10), Monazel (#11), Ceekay's Choice (#6)



Horse/Jockey Name	Heroic Chief
Final Rank	1
Fastest Section Time (Section)	0:11.57 (1000m)
Top Speed [km/h] (Section)	65.4 (Overall)
Race State	Finished



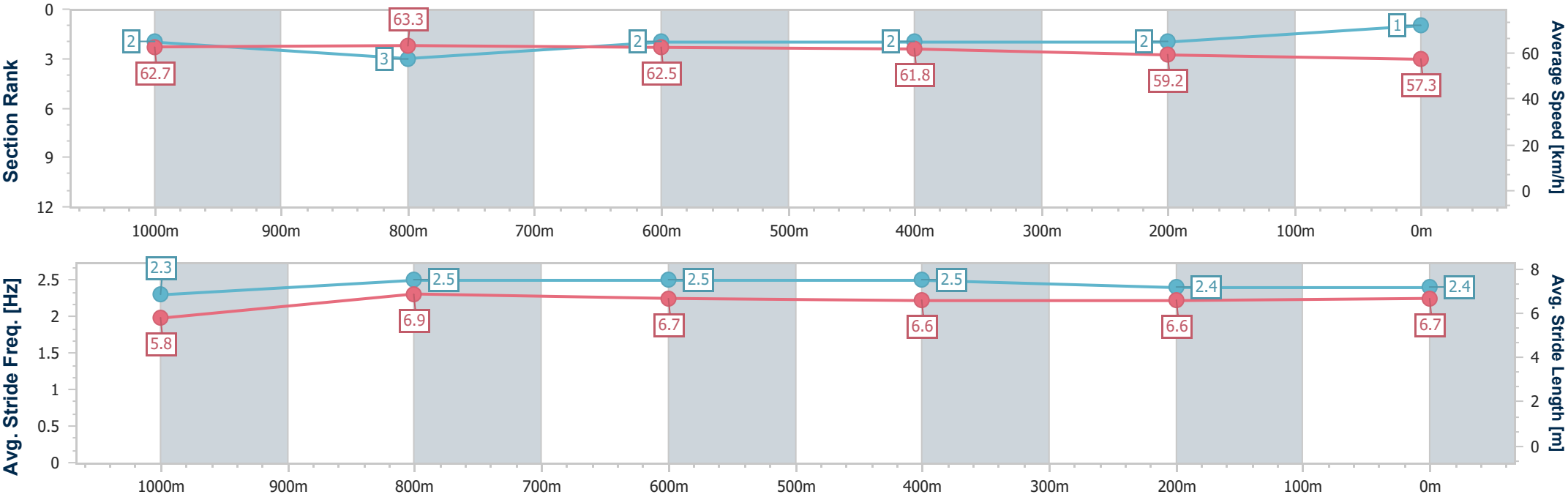
ToowoombaProfessional  
Race 2: Thank you Long & Life Members BM60 Handicap - 1200m



14 February 2026 - 16:54

Track Rating: Soft 7, Weather: Showers, Rail Position: +3m Entire

Section	Overall	1000m	800m	600m	400m	200m							
Section Times	1:14.16 [1] (0:14.60)	0:59.56 [2] (0:11.57)	0:47.99 [3] (0:11.64)	0:36.35 [2] (0:11.73)	0:24.62 [2] (0:12.13)	0:12.49 [2] (0:12.49)							
Average Speed [km/h]	62.7	63.3	62.5	61.8	59.2	57.3							
Top Speed [km/h]	65.4	64.4	63.7	62.8	61.5	58.3							
Avg. Dist. to Rail [m]	11.1	5.6	3.2	1.4	0.6	0.6							
Avg. Stride Freq. [Hz]	2.3	2.5	2.5	2.5	2.4	2.4							
Avg. Stride Length [m]	5.8	6.9	6.7	6.6	6.6	6.7							





Horse/Jockey Name	Porrista
Final Rank	2
Fastest Section Time (Section)	0:11.41 (1000m)
Top Speed [km/h] (Section)	64.5 (1000m)
Race State	Finished



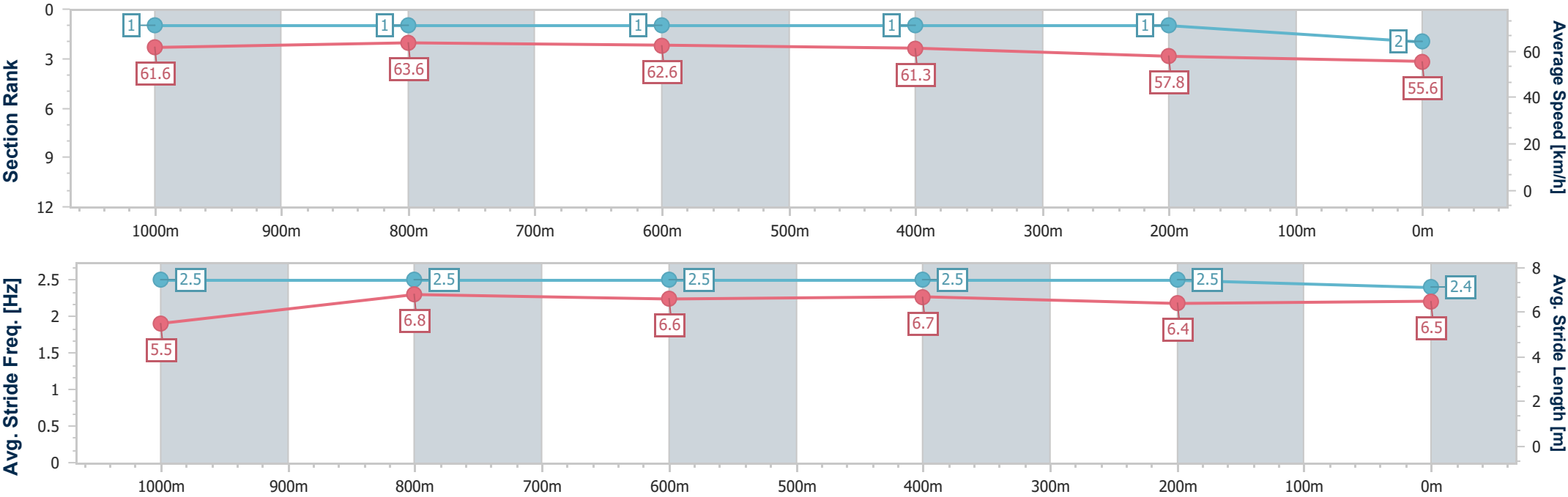
ToowoombaProfessional  
Race 2: Thank you Long & Life Members BM60 Handicap - 1200m



14 February 2026 - 16:54

Track Rating: Soft 7, Weather: Showers, Rail Position: +3m Entire

Section	Overall	1000m	800m	600m	400m	200m							
Section Times	1:14.44 [2] (0:14.55)	0:59.89 [1] (0:11.41)	0:48.48 [1] (0:11.52)	0:36.96 [1] (0:11.72)	0:25.24 [1] (0:12.37)	0:12.87 [1] (0:12.87)							
Average Speed [km/h]	61.6	63.6	62.6	61.3	57.8	55.6							
Top Speed [km/h]	63.6	64.5	63.1	62.9	59.3	56.7							
Avg. Dist. to Rail [m]	7.3	2.7	1.4	0.5	2.1	2.2							
Avg. Stride Freq. [Hz]	2.5	2.5	2.5	2.5	2.5	2.4							
Avg. Stride Length [m]	5.5	6.8	6.6	6.7	6.4	6.5							





Horse/Jockey Name	Kingsland
Final Rank	3
Fastest Section Time (Section)	0:11.46 (1000m)
Top Speed [km/h] (Section)	64.5 (1000m)
Race State	Finished



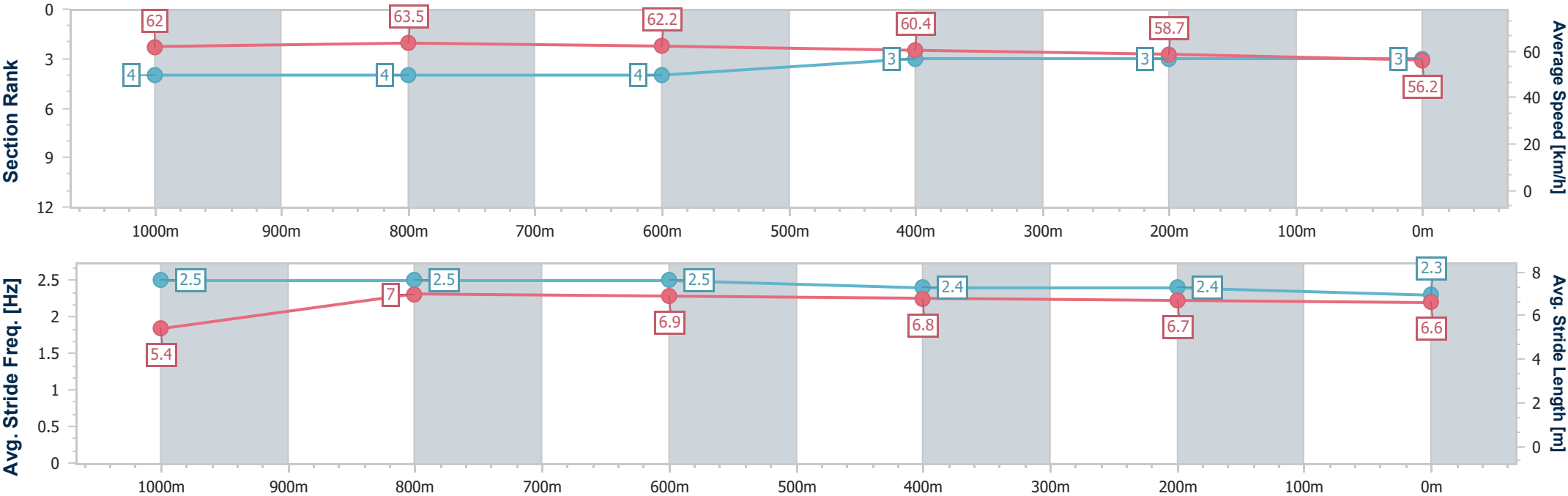
ToowoombaProfessional  
Race 2: Thank you Long & Life Members BM60 Handicap -  
1200m



14 February 2026 - 16:54

Track Rating: Soft 7, Weather: Showers, Rail Position: +3m Entire

Section	Overall	1000m	800m	600m	400m	200m							
Section Times	1:14.83 [3] (0:14.74)	1:00.09 [4] (0:11.46)	0:48.63 [4] (0:11.68)	0:36.95 [4] (0:11.95)	0:25.00 [3] (0:12.22)	0:12.78 [3] (0:12.78)							
Average Speed [km/h]	62.0	63.5	62.2	60.4	58.7	56.2							
Top Speed [km/h]	63.9	64.5	63.7	62.3	59.8	57.6							
Avg. Dist. to Rail [m]	6.1	4.7	4.8	1.6	0.4	2.2							
Avg. Stride Freq. [Hz]	2.5	2.5	2.5	2.4	2.4	2.3							
Avg. Stride Length [m]	5.4	7.0	6.9	6.8	6.7	6.6							





Horse/Jockey Name	Decimus
Final Rank	4
Fastest Section Time (Section)	0:11.35 (1000m)
Top Speed [km/h] (Section)	65.6 (1000m)
Race State	Finished



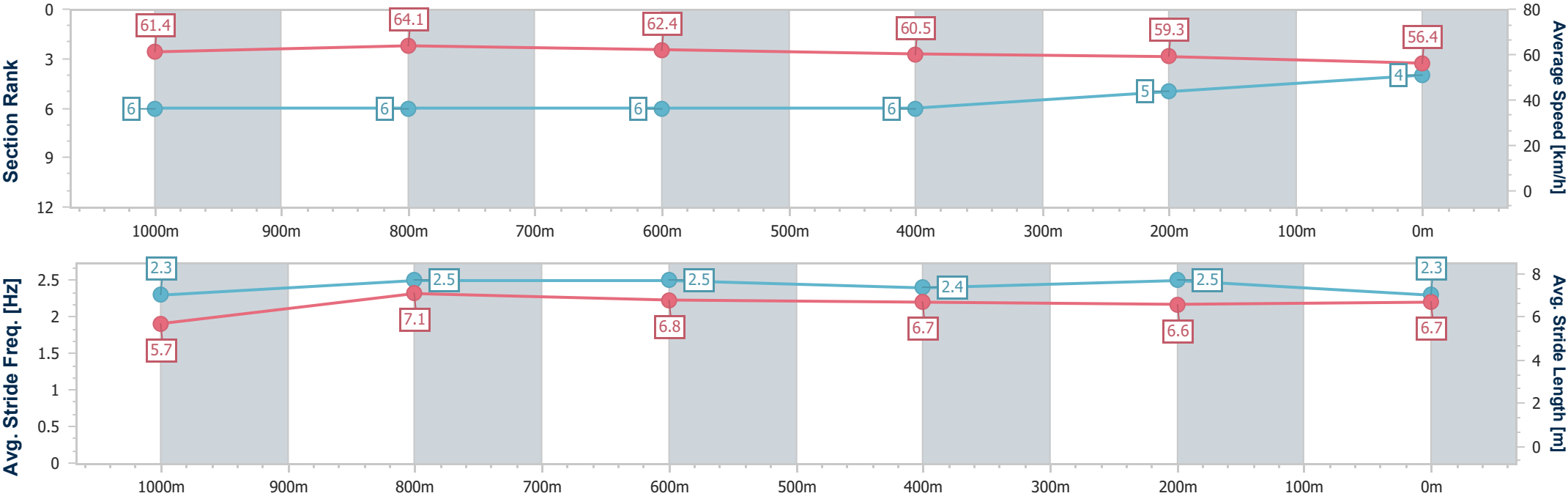
ToowoombaProfessional  
Race 2: Thank you Long & Life Members BM60 Handicap -  
1200m



14 February 2026 - 16:54

Track Rating: Soft 7, Weather: Showers, Rail Position: +3m Entire

Section	Overall	1000m	800m	600m	400m	200m								
Section Times	1:15.07 [4] (0:15.00)	1:00.07 [6] (0:11.35)	0:48.72 [6] (0:11.70)	0:37.02 [6] (0:12.10)	0:24.92 [6] (0:12.26)	0:12.66 [5] (0:12.66)								
Average Speed [km/h]	61.4	64.1	62.4	60.5	59.3	56.4								
Top Speed [km/h]	63.4	65.6	64.8	62.0	60.5	58.5								
Avg. Dist. to Rail [m]	6.0	3.9	4.6	3.7	2.4	4.3								
Avg. Stride Freq. [Hz]	2.3	2.5	2.5	2.4	2.5	2.3								
Avg. Stride Length [m]	5.7	7.1	6.8	6.7	6.6	6.7								





Horse/Jockey Name	Rubaahy
Final Rank	5
Fastest Section Time (Section)	0:11.41 (1000m)
Top Speed [km/h] (Section)	63.7 (1000m)
Race State	Finished



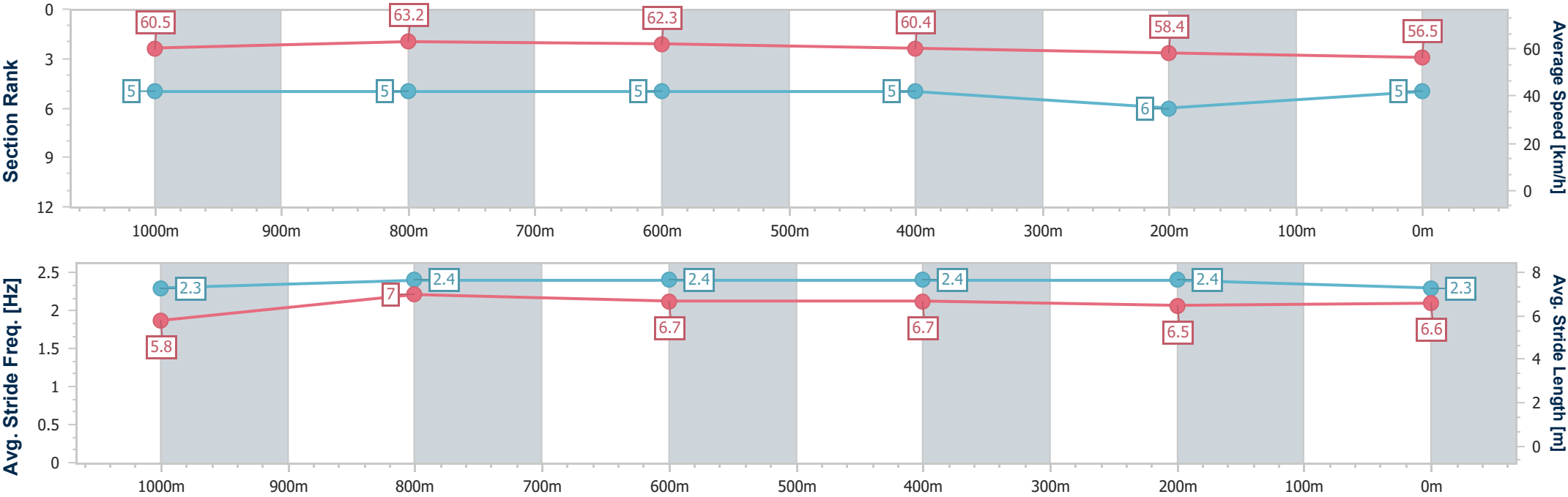
ToowoombaProfessional  
Race 2: Thank you Long & Life Members BM60 Handicap -  
1200m



14 February 2026 - 16:54

Track Rating: Soft 7, Weather: Showers, Rail Position: +3m Entire

Section	Overall	1000m	800m	600m	400m	200m							
Section Times	1:15.32 [5] (0:14.93)	1:00.39 [5] (0:11.41)	0:48.98 [5] (0:11.63)	0:37.35 [5] (0:12.13)	0:25.22 [5] (0:12.57)	0:12.65 [6] (0:12.65)							
Average Speed [km/h]	60.5	63.2	62.3	60.4	58.4	56.5							
Top Speed [km/h]	63.5	63.7	63.4	61.9	58.8	58.4							
Avg. Dist. to Rail [m]	2.9	1.1	2.7	4.1	4.7	5.7							
Avg. Stride Freq. [Hz]	2.3	2.4	2.4	2.4	2.4	2.3							
Avg. Stride Length [m]	5.8	7.0	6.7	6.7	6.5	6.6							





Horse/Jockey Name	Ludik
Final Rank	6
Fastest Section Time (Section)	0:11.54 (1000m)
Top Speed [km/h] (Section)	64.7 (1000m)
Race State	Finished



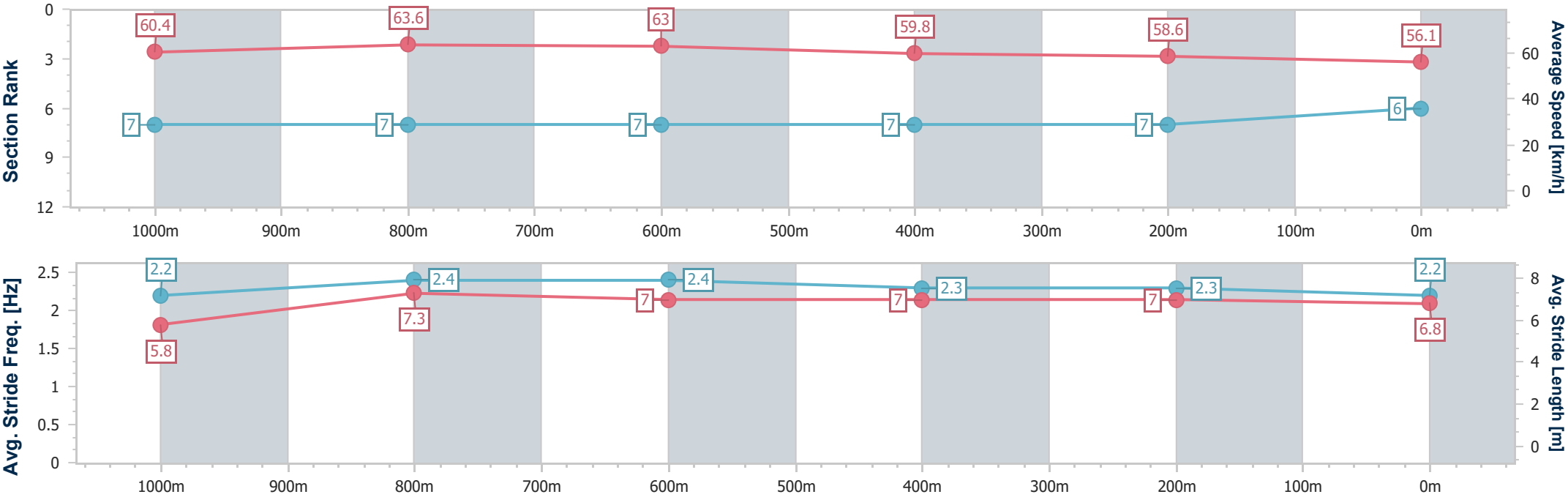
ToowoombaProfessional  
Race 2: Thank you Long & Life Members BM60 Handicap - 1200m



14 February 2026 - 16:54

Track Rating: Soft 7, Weather: Showers, Rail Position: +3m Entire

Section	Overall	1000m	800m	600m	400m	200m							
Section Times	1:15.57 [6] (0:15.14)	1:00.43 [7] (0:11.54)	0:48.89 [7] (0:11.56)	0:37.33 [7] (0:12.28)	0:25.05 [7] (0:12.33)	0:12.72 [7] (0:12.72)							
Average Speed [km/h]	60.4	63.6	63.0	59.8	58.6	56.1							
Top Speed [km/h]	64.3	64.7	64.0	61.9	59.5	58.1							
Avg. Dist. to Rail [m]	6.2	4.3	4.0	4.2	1.4	2.7							
Avg. Stride Freq. [Hz]	2.2	2.4	2.4	2.3	2.3	2.2							
Avg. Stride Length [m]	5.8	7.3	7.0	7.0	7.0	6.8							





Horse/Jockey Name	Crumpets
Final Rank	7
Fastest Section Time (Section)	0:11.42 (1000m)
Top Speed [km/h] (Section)	65.0 (1000m)
Race State	Finished



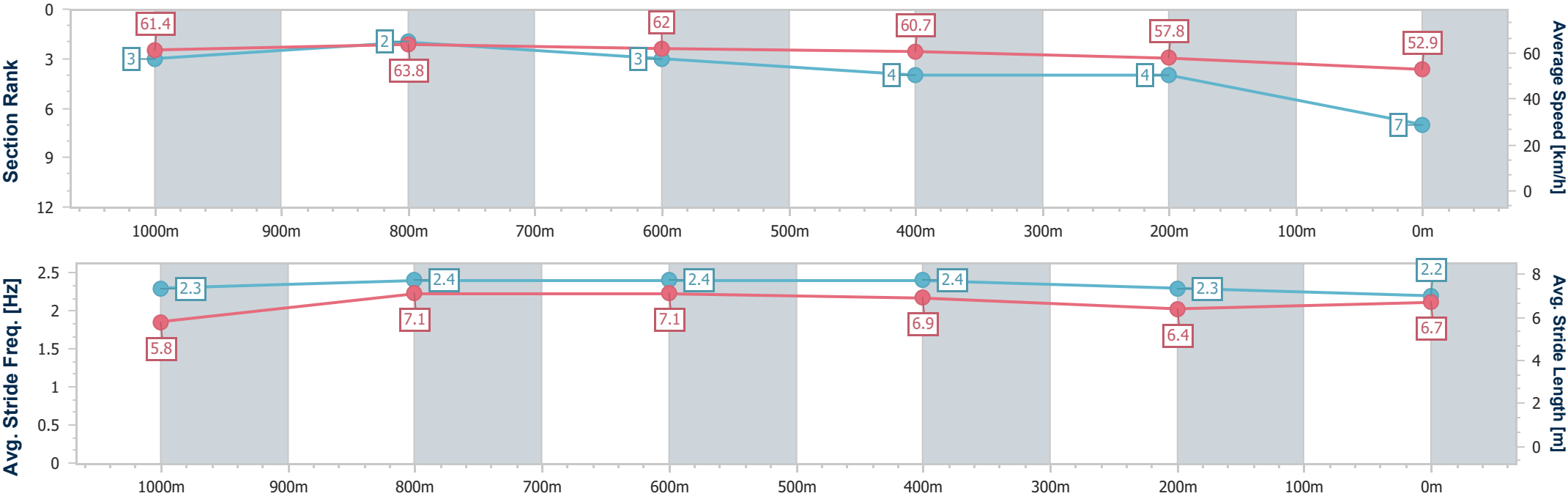
ToowoombaProfessional  
Race 2: Thank you Long & Life Members BM60 Handicap - 1200m



14 February 2026 - 16:54

Track Rating: Soft 7, Weather: Showers, Rail Position: +3m Entire

Section	Overall	1000m	800m	600m	400m	200m							
Section Times	1:15.83 [7] (0:14.68)	1:01.15 [3] (0:11.42)	0:49.73 [2] (0:11.77)	0:37.96 [3] (0:11.99)	0:25.97 [4] (0:12.45)	0:13.52 [4] (0:13.52)							
Average Speed [km/h]	61.4	63.8	62.0	60.7	57.8	52.9							
Top Speed [km/h]	63.3	65.0	64.0	61.7	59.5	55.7							
Avg. Dist. to Rail [m]	6.1	4.8	4.7	2.5	0.4	1.6							
Avg. Stride Freq. [Hz]	2.3	2.4	2.4	2.4	2.3	2.2							
Avg. Stride Length [m]	5.8	7.1	7.1	6.9	6.4	6.7							





# Toowoomba Professional

## Race 3: Livewired Electrical Maiden Handicap - 1200m

14 February 2026 - 17:26



Track Rating: Soft 7, Weather: Showers, Rail Position: +3m Entire

Section						Overall	1000m	800m	600m	400m	200m	Last 600m	
Field Times						1:14.89 (0:14.10)	1:00.79 (0:11.39)	0:49.40 (0:12.13)	0:37.27 (0:12.21)	0:25.06 (0:12.25)	0:12.81 (0:12.81)	0:37.27	
Rank	TAB	Horse/Jockey	Barrier	Top Speed [km/h]	Fastest Section							Margin	Distance Travelled [m]
1	2	RUTHVEN RUSH	9	67.3	0:11.48	1:14.89 [1]	1:00.69 [2]	0:49.21 [2]	0:37.26 [2]	0:25.06 [1]	0:12.81 [1]	1:14.89	0:37.26
		Montanna Savva		Overall	1000m	(0:14.20)	(0:11.48)	(0:11.95)	(0:12.20)	(0:12.25)	(0:12.81)		
2	11	CHOCECLAIR	3	65.1	0:11.54	1:15.32 [2]	1:00.79 [5]	0:49.25 [5]	0:37.25 [5]	0:25.00 [3]	0:12.74 [2]	2.51L	0:37.25 +8
		Stacey Callow		Overall	1000m	(0:14.53)	(0:11.54)	(0:12.00)	(0:12.25)	(0:12.26)	(0:12.74)		
3	8	TOP LEVEL	2	64.4	0:11.66	1:15.88 [3]	1:00.87 [7]	0:49.21 [7]	0:37.43 [6]	0:25.29 [5]	0:12.77 [3]	5.84L	0:37.43 +9
		Damien Boche		800m	1000m	(0:15.01)	(0:11.66)	(0:11.78)	(0:12.14)	(0:12.52)	(0:12.77)		
4	5	HANAA BOY	10	64.4	0:11.66	1:16.59 [4]	1:01.38 [8]	0:49.72 [8]	0:37.75 [8]	0:25.44 [7]	0:12.92 [6]	10L	0:37.75 +7
		Michael Murphy		1000m	1000m	(0:15.21)	(0:11.66)	(0:11.97)	(0:12.31)	(0:12.52)	(0:12.92)		
5	3	LUCKY JOKER	7	63.5	0:11.72	1:17.35 [5]	1:01.98 [10]	0:50.26 [10]	0:38.38 [9]	0:26.12 [8]	0:13.19 [7]	14.44L	0:38.38 +13
		Les Tilley		1000m	1000m	(0:15.37)	(0:11.72)	(0:11.88)	(0:12.26)	(0:12.93)	(0:13.19)		
6	12	DESERT DAWN	4	66.0	0:11.57	1:17.47 [6]	1:03.20 [3]	0:51.63 [3]	0:39.57 [3]	0:27.14 [4]	0:14.09 [4]	15.18L	0:39.57 +8
		Georgina Cartwright		1000m	1000m	(0:14.27)	(0:11.57)	(0:12.06)	(0:12.43)	(0:13.05)	(0:14.09)		
7	7	ZERO	6	65.6	0:11.39	1:17.99 [7]	1:03.89 [1]	0:52.50 [1]	0:40.37 [1]	0:27.84 [2]	0:14.48 [5]	18.21L	0:40.37 +14
		Nozi Tomizawa		1000m	1000m	(0:14.10)	(0:11.39)	(0:12.13)	(0:12.53)	(0:13.36)	(0:14.48)		
8	9	MISHANI HERCULES	8	65.0	0:11.81	1:18.09 [8]	1:03.61 [4]	0:51.80 [6]	0:39.47 [7]	0:26.85 [9]	0:13.91 [8]	18.78L	0:39.47 +9
		Olivia Kendal		Overall	1000m	(0:14.48)	(0:11.81)	(0:12.33)	(0:12.62)	(0:12.94)	(0:13.91)		
9	4	BAD SANTA	1	62.7	0:11.78	1:18.81 [9]	1:03.54 [9]	0:51.76 [9]	0:39.61 [10]	0:27.15 [10]	0:13.93 [10]	23.03L	0:39.61 +3
		Gary Geran		Overall	1000m	(0:15.27)	(0:11.78)	(0:12.15)	(0:12.46)	(0:13.22)	(0:13.93)		
10	1	CHIDGEY	5	65.5	0:11.43	1:19.22 [10]	1:04.64 [6]	0:53.21 [4]	0:41.19 [4]	0:28.43 [6]	0:14.50 [9]	25.48L	0:41.19 +8
		Harrison Shaw		Overall	1000m	(0:14.58)	(0:11.43)	(0:12.02)	(0:12.76)	(0:13.93)	(0:14.50)		

Scratched: Scion (#6), Bargara Bound (#10), Kvas (#13)



Horse/Jockey Name	Ruthven Rush
Final Rank	1
Fastest Section Time (Section)	0:11.48 (1000m)
Top Speed [km/h] (Section)	67.3 (Overall)
Race State	Finished

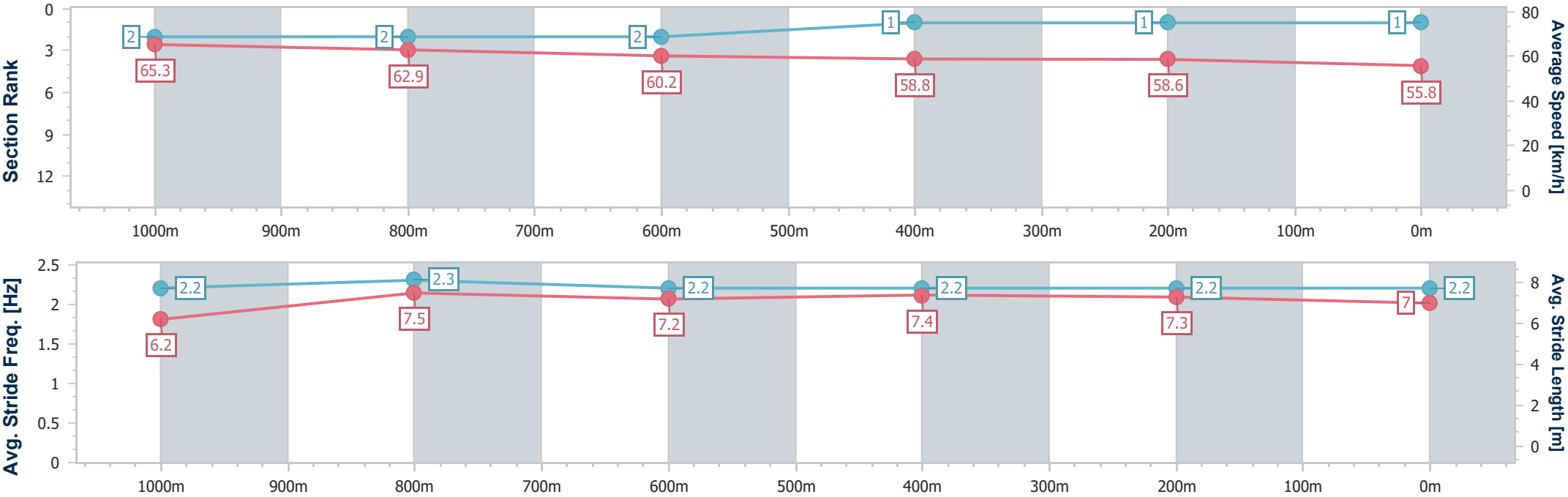


ToowoombaProfessional  
Race 3: Livewired Electrical Maiden Handicap - 1200m



14 February 2026 - 17:26  
Track Rating: Soft 7, Weather: Showers, Rail Position: +3m Entire

Section	Overall	1000m	800m	600m	400m	200m							
Section Times	1:14.89 [1] (0:14.20)	1:00.69 [2] (0:11.48)	0:49.21 [2] (0:11.95)	0:37.26 [2] (0:12.20)	0:25.06 [1] (0:12.25)	0:12.81 [1] (0:12.81)							
Average Speed [km/h]	65.3	62.9	60.2	58.8	58.6	55.8							
Top Speed [km/h]	67.3	64.9	61.3	59.8	59.1	58.8							
Avg. Dist. to Rail [m]	8.0	1.5	0.2	0.6	0.7	0.2							
Avg. Stride Freq. [Hz]	2.2	2.3	2.2	2.2	2.2	2.2							
Avg. Stride Length [m]	6.2	7.5	7.2	7.4	7.3	7.0							





Horse/Jockey Name	Choceclair
Final Rank	2
Fastest Section Time (Section)	0:11.54 (1000m)
Top Speed [km/h] (Section)	65.1 (Overall)
Race State	Finished

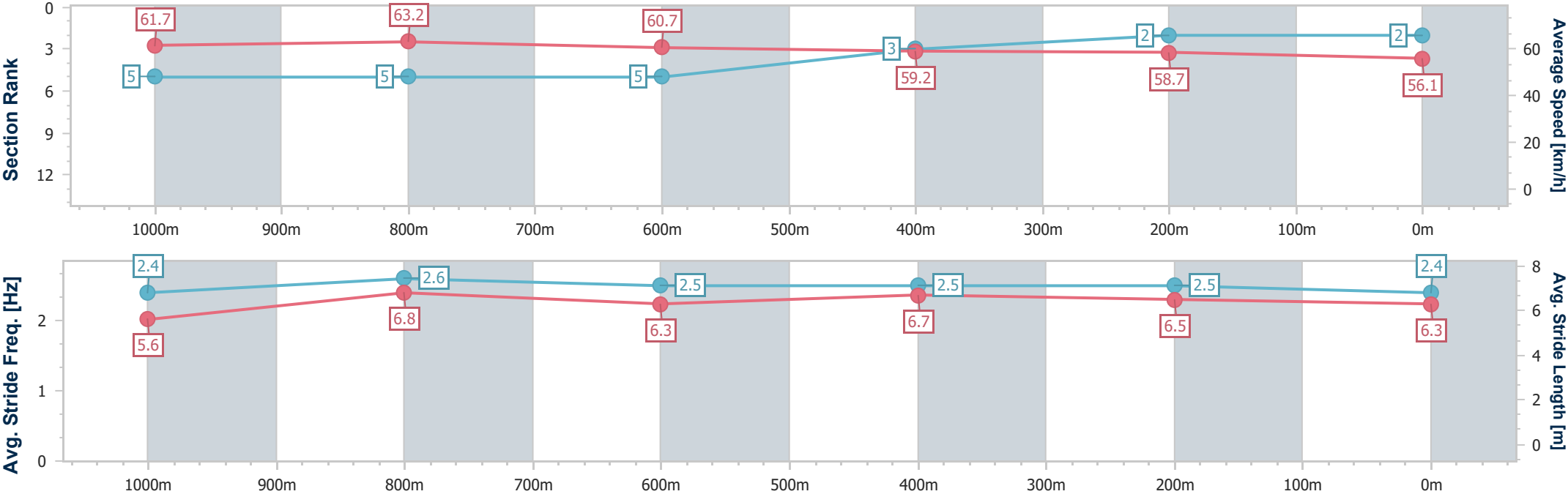


ToowoombaProfessional  
Race 3: Livewired Electrical Maiden Handicap - 1200m



14 February 2026 - 17:26  
Track Rating: Soft 7, Weather: Showers, Rail Position: +3m Entire

Section	Overall	1000m	800m	600m	400m	200m							
Section Times	1:15.32 [2] (0:14.53)	1:00.79 [5] (0:11.54)	0:49.25 [5] (0:12.00)	0:37.25 [5] (0:12.25)	0:25.00 [3] (0:12.26)	0:12.74 [2] (0:12.74)							
Average Speed [km/h]	61.7	63.2	60.7	59.2	58.7	56.1							
Top Speed [km/h]	65.1	64.7	63.2	60.7	59.4	57.2							
Avg. Dist. to Rail [m]	3.9	2.8	3.6	1.6	0.2	0.5							
Avg. Stride Freq. [Hz]	2.4	2.6	2.5	2.5	2.5	2.4							
Avg. Stride Length [m]	5.6	6.8	6.3	6.7	6.5	6.3							





Horse/Jockey Name	Top Level
Final Rank	3
Fastest Section Time (Section)	0:11.66 (1000m)
Top Speed [km/h] (Section)	64.4 (800m)
Race State	Finished



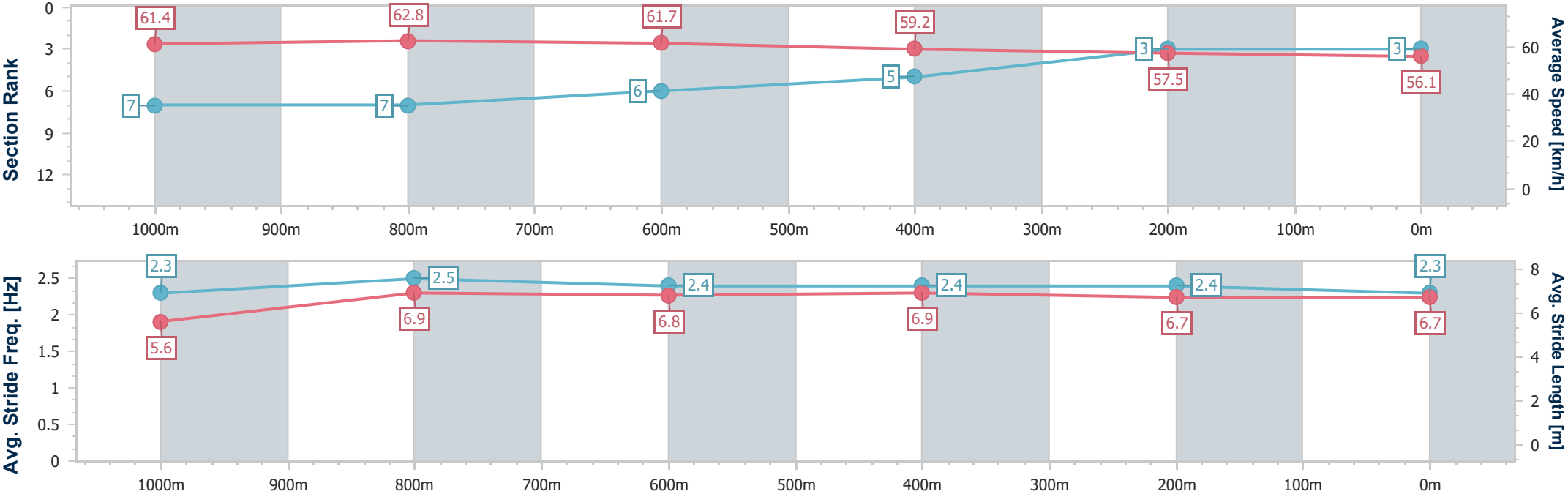
ToowoombaProfessional  
Race 3: Livewired Electrical Maiden Handicap - 1200m



14 February 2026 - 17:26

Track Rating: Soft 7, Weather: Showers, Rail Position: +3m Entire

Section	Overall	1000m	800m	600m	400m	200m							
Section Times	1:15.88 [3] (0:15.01)	1:00.87 [7] (0:11.66)	0:49.21 [7] (0:11.78)	0:37.43 [6] (0:12.14)	0:25.29 [5] (0:12.52)	0:12.77 [3] (0:12.77)							
Average Speed [km/h]	61.4	62.8	61.7	59.2	57.5	56.1							
Top Speed [km/h]	63.6	64.1	64.4	62.1	59.2	57.7							
Avg. Dist. to Rail [m]	5.0	5.7	3.9	1.1	1.1	3.2							
Avg. Stride Freq. [Hz]	2.3	2.5	2.4	2.4	2.4	2.3							
Avg. Stride Length [m]	5.6	6.9	6.8	6.9	6.7	6.7							



- [ ] Ranking at each section and finish
- .-.- No data available at this section
- NA No data available



Horse/Jockey Name	Hanaa Boy
Final Rank	4
Fastest Section Time (Section)	0:11.66 (1000m)
Top Speed [km/h] (Section)	64.4 (1000m)
Race State	Finished



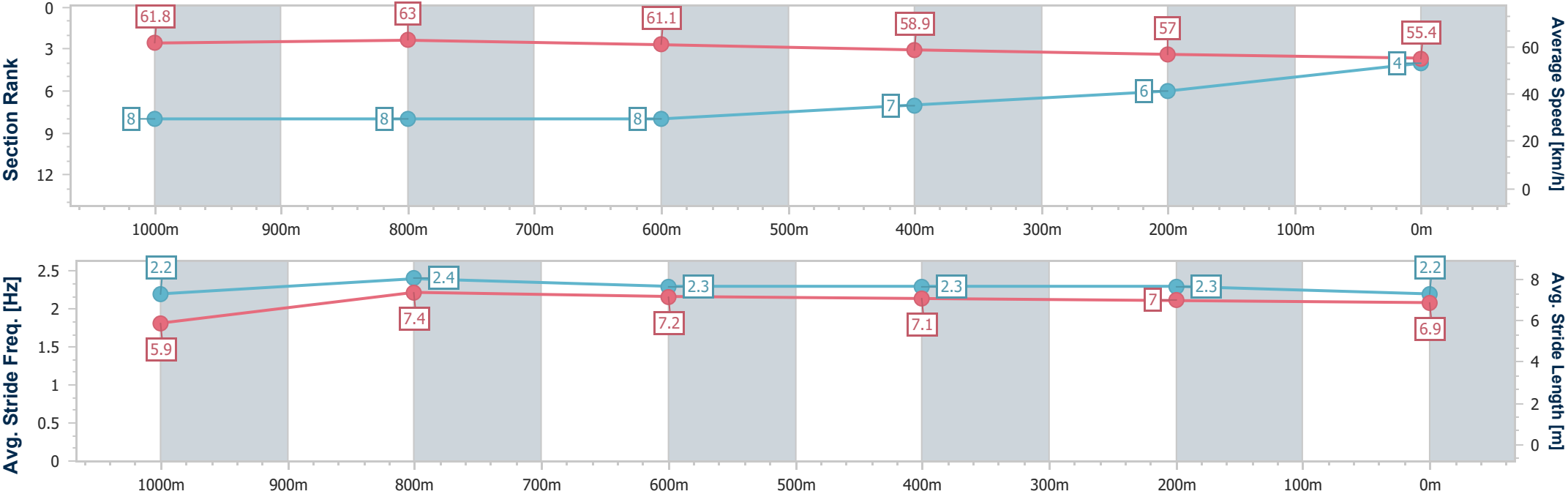
ToowoombaProfessional  
Race 3: Livewired Electrical Maiden Handicap - 1200m



14 February 2026 - 17:26

Track Rating: Soft 7, Weather: Showers, Rail Position: +3m Entire

Section	Overall	1000m	800m	600m	400m	200m							
Section Times	1:16.59 [4] (0:15.21)	1:01.38 [8] (0:11.66)	0:49.72 [8] (0:11.97)	0:37.75 [8] (0:12.31)	0:25.44 [7] (0:12.52)	0:12.92 [6] (0:12.92)							
Average Speed [km/h]	61.8	63.0	61.1	58.9	57.0	55.4							
Top Speed [km/h]	63.5	64.4	62.5	60.5	57.9	56.6							
Avg. Dist. to Rail [m]	8.6	5.5	4.0	1.5	1.7	1.6							
Avg. Stride Freq. [Hz]	2.2	2.4	2.3	2.3	2.3	2.2							
Avg. Stride Length [m]	5.9	7.4	7.2	7.1	7.0	6.9							





Horse/Jockey Name	Lucky Joker
Final Rank	5
Fastest Section Time (Section)	0:11.72 (1000m)
Top Speed [km/h] (Section)	63.5 (1000m)
Race State	Finished

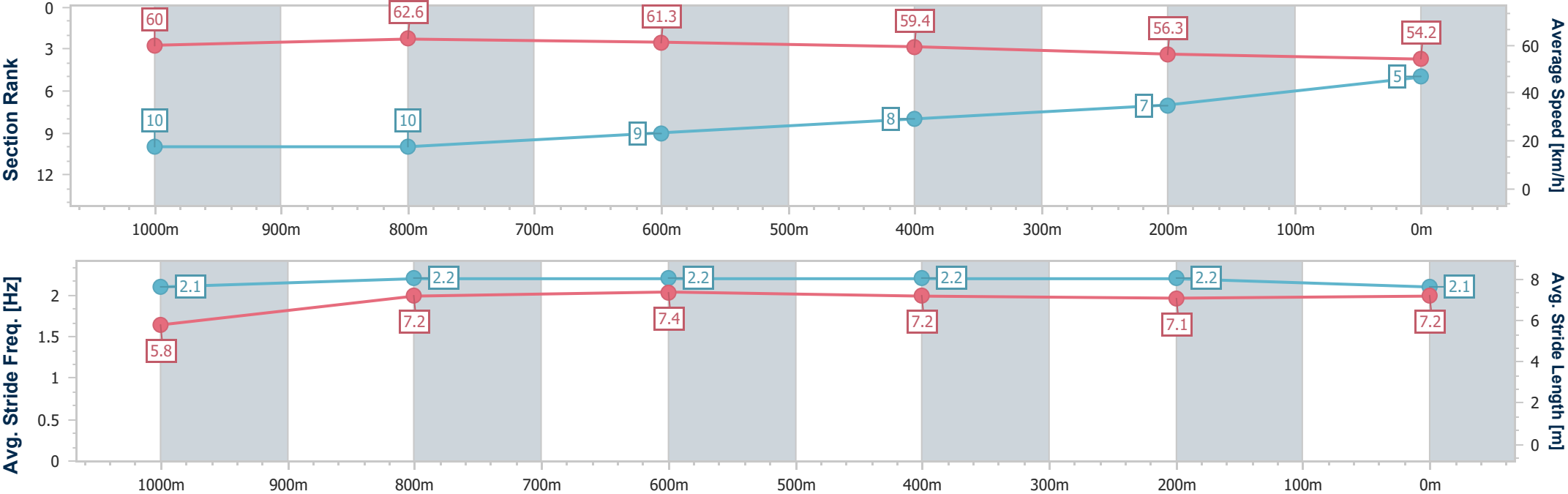


ToowoombaProfessional  
Race 3: Livewired Electrical Maiden Handicap - 1200m



14 February 2026 - 17:26  
Track Rating: Soft 7, Weather: Showers, Rail Position: +3m Entire

Section	Overall	1000m	800m	600m	400m	200m							
Section Times	1:17.35 [5] (0:15.37)	1:01.98 [10] (0:11.72)	0:50.26 [10] (0:11.88)	0:38.38 [9] (0:12.26)	0:26.12 [8] (0:12.93)	0:13.19 [7] (0:13.19)							
Average Speed [km/h]	60.0	62.6	61.3	59.4	56.3	54.2							
Top Speed [km/h]	63.2	63.5	62.2	60.6	57.5	55.2							
Avg. Dist. to Rail [m]	6.9	4.9	3.6	2.7	2.6	2.9							
Avg. Stride Freq. [Hz]	2.1	2.2	2.2	2.2	2.2	2.1							
Avg. Stride Length [m]	5.8	7.2	7.4	7.2	7.1	7.2							



[ ] Ranking at each section and finish  
- - - - No data available at this section  
NA No data available



Horse/Jockey Name	Desert Dawn
Final Rank	6
Fastest Section Time (Section)	0:11.57 (1000m)
Top Speed [km/h] (Section)	66.0 (1000m)
Race State	Finished

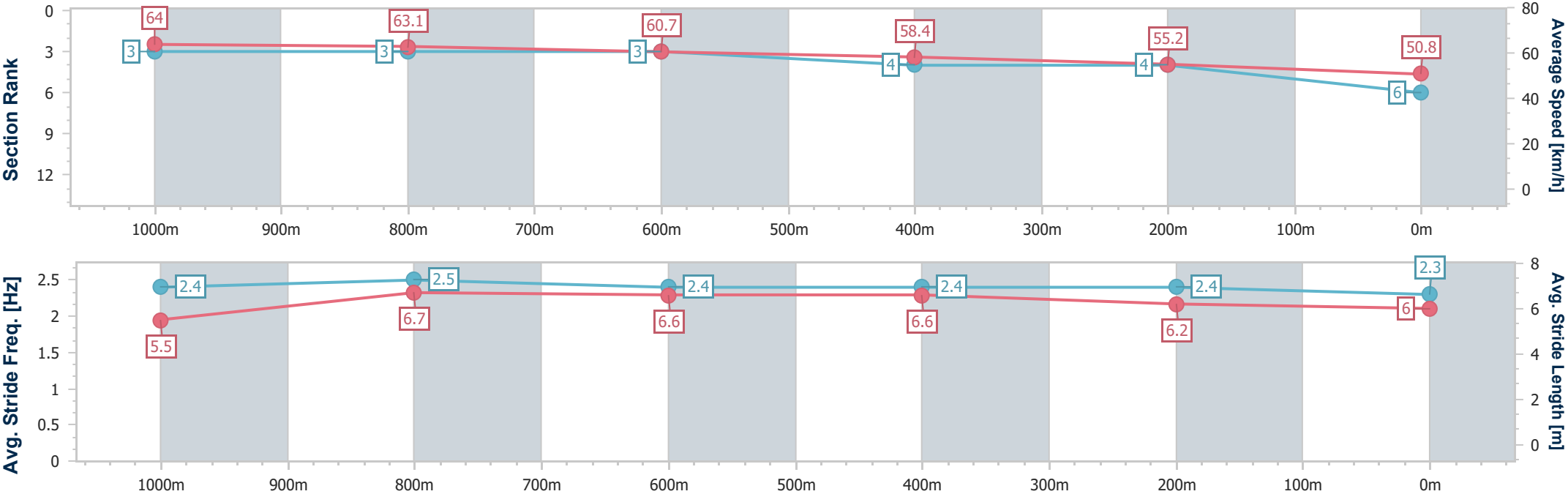


Toowoomba Professional  
Race 3: Livewired Electrical Maiden Handicap - 1200m



14 February 2026 - 17:26  
Track Rating: Soft 7, Weather: Showers, Rail Position: +3m Entire

Section	Overall	1000m	800m	600m	400m	200m							
Section Times	1:17.47 [6] (0:14.27)	1:03.20 [3] (0:11.57)	0:51.63 [3] (0:12.06)	0:39.57 [3] (0:12.43)	0:27.14 [4] (0:13.05)	0:14.09 [4] (0:14.09)							
Average Speed [km/h]	64.0	63.1	60.7	58.4	55.2	50.8							
Top Speed [km/h]	65.9	66.0	61.9	60.8	57.1	53.4							
Avg. Dist. to Rail [m]	2.0	2.4	3.4	1.4	0.5	0.3							
Avg. Stride Freq. [Hz]	2.4	2.5	2.4	2.4	2.4	2.3							
Avg. Stride Length [m]	5.5	6.7	6.6	6.6	6.2	6.0							





Horse/Jockey Name	Zero
Final Rank	7
Fastest Section Time (Section)	0:11.39 (1000m)
Top Speed [km/h] (Section)	65.6 (1000m)
Race State	Finished

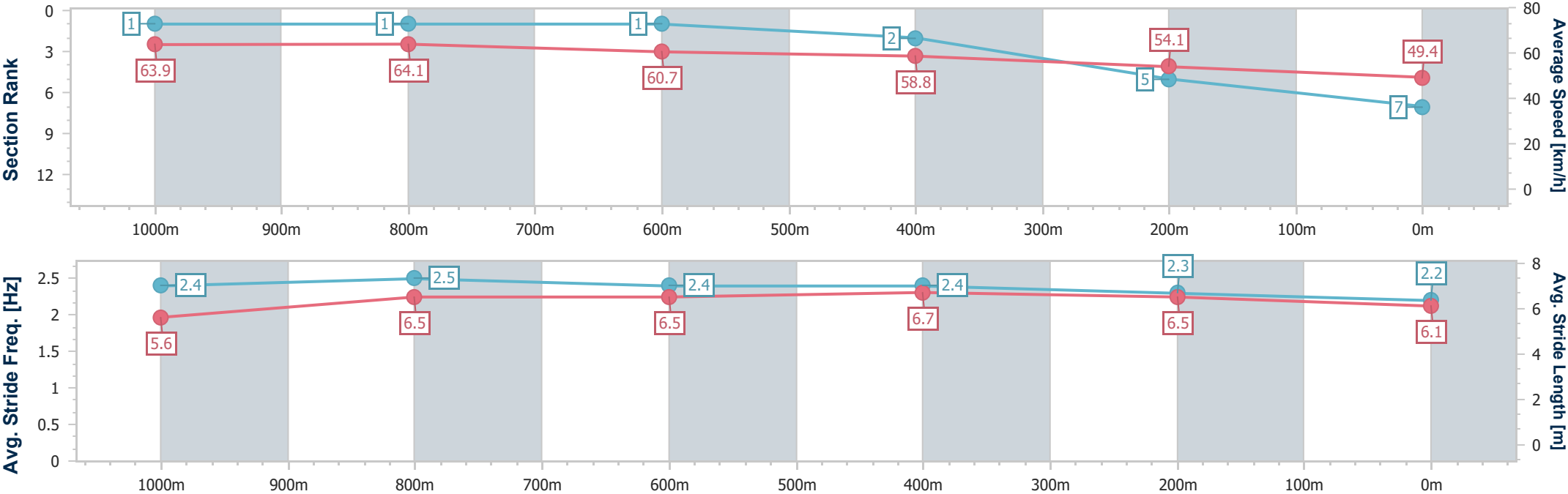


ToowoombaProfessional  
Race 3: Livewired Electrical Maiden Handicap - 1200m



14 February 2026 - 17:26  
Track Rating: Soft 7, Weather: Showers, Rail Position: +3m Entire

Section	Overall	1000m	800m	600m	400m	200m							
Section Times	1:17.99 [7] (0:14.10)	1:03.89 [1] (0:11.39)	0:52.50 [1] (0:12.13)	0:40.37 [1] (0:12.53)	0:27.84 [2] (0:13.36)	0:14.48 [5] (0:14.48)							
Average Speed [km/h]	63.9	64.1	60.7	58.8	54.1	49.4							
Top Speed [km/h]	65.2	65.6	62.2	60.0	56.6	51.7							
Avg. Dist. to Rail [m]	6.2	3.8	6.6	4.7	0.7	0.7							
Avg. Stride Freq. [Hz]	2.4	2.5	2.4	2.4	2.3	2.2							
Avg. Stride Length [m]	5.6	6.5	6.5	6.7	6.5	6.1							





Horse/Jockey Name	Mishani Hercules
Final Rank	8
Fastest Section Time (Section)	0:11.81 (1000m)
Top Speed [km/h] (Section)	65.0 (Overall)
Race State	Finished



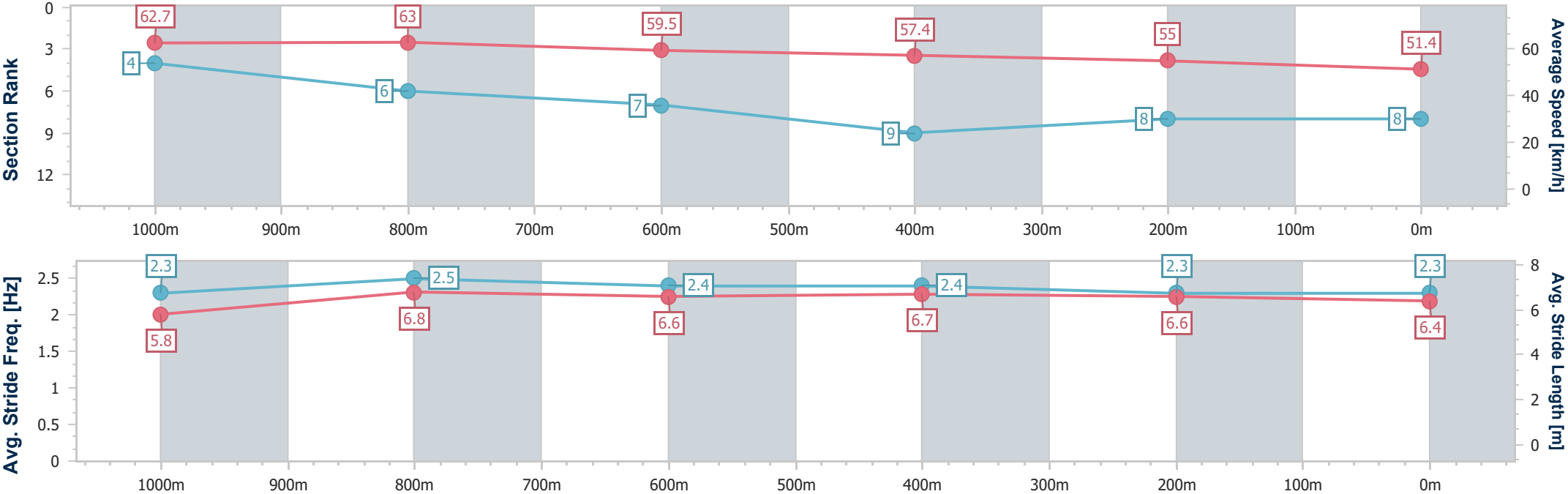
ToowoombaProfessional  
Race 3: Livewired Electrical Maiden Handicap - 1200m



14 February 2026 - 17:26

Track Rating: Soft 7, Weather: Showers, Rail Position: +3m Entire

Section	Overall	1000m	800m	600m	400m	200m							
Section Times	1:18.09 [8] (0:14.48)	1:03.61 [4] (0:11.81)	0:51.80 [6] (0:12.33)	0:39.47 [7] (0:12.62)	0:26.85 [9] (0:12.94)	0:13.91 [8] (0:13.91)							
Average Speed [km/h]	62.7	63.0	59.5	57.4	55.0	51.4							
Top Speed [km/h]	65.0	64.3	61.7	59.6	55.6	53.7							
Avg. Dist. to Rail [m]	9.5	7.8	4.5	1.3	2.6	2.2							
Avg. Stride Freq. [Hz]	2.3	2.5	2.4	2.4	2.3	2.3							
Avg. Stride Length [m]	5.8	6.8	6.6	6.7	6.6	6.4							





Horse/Jockey Name	Bad Santa
Final Rank	9
Fastest Section Time (Section)	0:11.78 (1000m)
Top Speed [km/h] (Section)	62.7 (Overall)
Race State	Finished



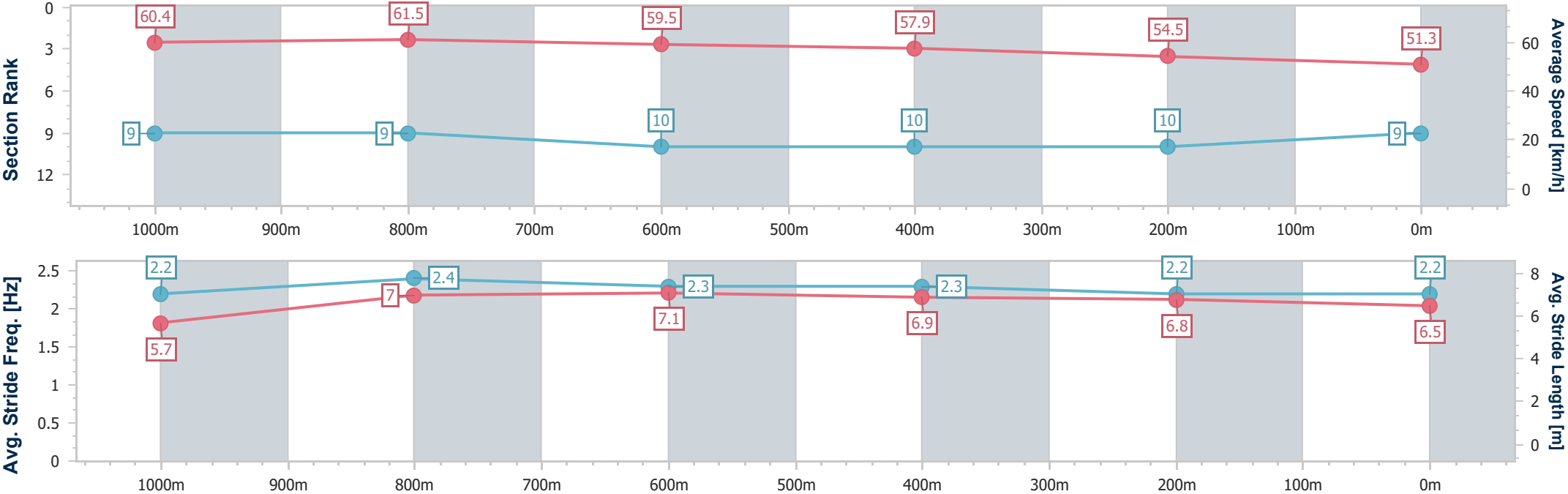
ToowoombaProfessional  
Race 3: Livewired Electrical Maiden Handicap - 1200m



14 February 2026 - 17:26

Track Rating: Soft 7, Weather: Showers, Rail Position: +3m Entire

Section	Overall	1000m	800m	600m	400m	200m							
Section Times	1:18.81 [9] (0:15.27)	1:03.54 [9] (0:11.78)	0:51.76 [9] (0:12.15)	0:39.61 [10] (0:12.46)	0:27.15 [10] (0:13.22)	0:13.93 [10] (0:13.93)							
Average Speed [km/h]	60.4	61.5	59.5	57.9	54.5	51.3							
Top Speed [km/h]	62.7	62.0	61.1	59.3	56.0	53.6							
Avg. Dist. to Rail [m]	3.0	2.0	1.2	0.4	1.1	3.6							
Avg. Stride Freq. [Hz]	2.2	2.4	2.3	2.3	2.2	2.2							
Avg. Stride Length [m]	5.7	7.0	7.1	6.9	6.8	6.5							





Horse/Jockey Name	Chidgey
Final Rank	10
Fastest Section Time (Section)	0:11.43 (1000m)
Top Speed [km/h] (Section)	65.5 (Overall)
Race State	Finished



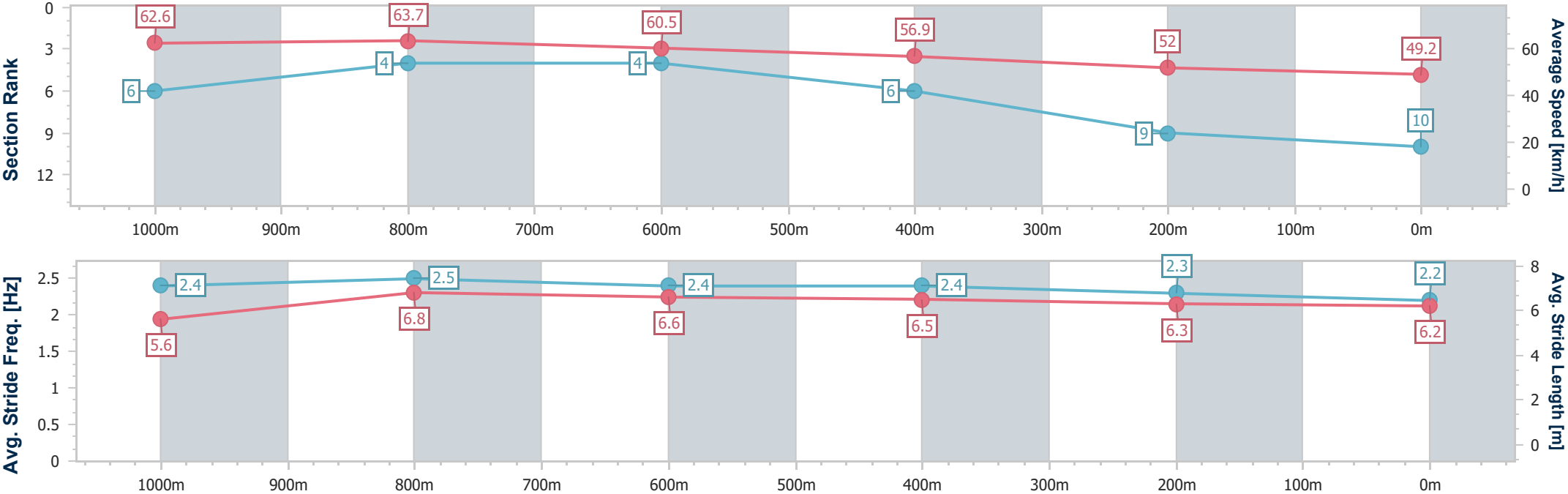
ToowoombaProfessional  
Race 3: Livewired Electrical Maiden Handicap - 1200m



14 February 2026 - 17:26

Track Rating: Soft 7, Weather: Showers, Rail Position: +3m Entire

Section	Overall	1000m	800m	600m	400m	200m							
Section Times	1:19.22 [10] (0:14.58)	1:04.64 [6] (0:11.43)	0:53.21 [4] (0:12.02)	0:41.19 [4] (0:12.76)	0:28.43 [6] (0:13.93)	0:14.50 [9] (0:14.50)							
Average Speed [km/h]	62.6	63.7	60.5	56.9	52.0	49.2							
Top Speed [km/h]	65.5	65.4	61.7	59.4	53.2	50.5							
Avg. Dist. to Rail [m]	6.4	4.1	3.4	2.0	1.6	1.7							
Avg. Stride Freq. [Hz]	2.4	2.5	2.4	2.4	2.3	2.2							
Avg. Stride Length [m]	5.6	6.8	6.6	6.5	6.3	6.2							





**Toowoomba Professional**  
**Race 4: Sherrin Rentals Three-Year-Old Maiden Plate (Set Weights)**  
**(QTIS bonuses applicable) - 1050m**  
**14 February 2026 - 18:01**



Track Rating: Heavy 8, Weather: Showers, Rail Position: +3m Entire

Section						Overall	1000m	800m	600m	400m	200m	Last 600m		
Field Times						1:04.78 (0:05.00)	0:59.78 (0:11.37)	0:48.41 (0:11.28)	0:37.13 (0:11.95)	0:25.18 (0:12.48)	0:12.70 (0:12.70)	0:37.13		
Rank	TAB	Horse/Jockey	Barrier	Top Speed [km/h]	Fastest Section						Margin	Distance Travelled [m]		
1	15	LADIES OCEAN RUN	8	66.9	0:05.31	1:04.78 [1]	0:59.47 [7]	0:47.93 [6]	0:36.57 [6]	0:24.91 [4]	0:12.70 [1]	1:04.78	0:36.57	
		Les Tilley		1000m	Overall	(0:05.31)	(0:11.54)	(0:11.36)	(0:11.66)	(0:12.21)	(0:12.70)			
2	8	HEAD OF THE RIVER	3	66.5	0:05.20	1:05.00 [2]	0:59.80 [2]	0:48.40 [4]	0:37.14 [4]	0:25.19 [3]	0:12.55 [3]	1.27L	0:37.14	-1
		Fiona Sandkuhl		1000m	Overall	(0:05.20)	(0:11.40)	(0:11.26)	(0:11.95)	(0:12.64)	(0:12.55)			
3	6	TURF GAZETTE	2	66.1	0:05.29	1:05.93 [3]	1:00.64 [5]	0:49.07 [7]	0:37.49 [7]	0:25.45 [8]	0:12.84 [7]	6.74L	0:37.49	-1
		Georgina Cartwright		1000m	Overall	(0:05.29)	(0:11.57)	(0:11.58)	(0:12.04)	(0:12.61)	(0:12.84)			
4	5	THE GRAND DUCHY	4	69.1	0:05.27	1:06.13 [4]	1:00.86 [4]	0:49.68 [2]	0:38.46 [2]	0:26.43 [2]	0:13.78 [2]	7.91L	0:38.46	+3
		Ashley Butler		1000m	Overall	(0:05.27)	(0:11.18)	(0:11.22)	(0:12.03)	(0:12.65)	(0:13.78)			
5	4	SPOILT ROTTEN	9	67.4	0:05.00	1:06.21 [5]	1:01.21 [1]	0:49.84 [1]	0:38.39 [3]	0:26.01 [6]	0:13.21 [6]	8.41L	0:38.39	+10
		Kenji Yoshida		800m	Overall	(0:05.00)	(0:11.37)	(0:11.45)	(0:12.38)	(0:12.80)	(0:13.21)			
6	2	CRYPTION'S DESIRE	10	67.9	0:05.26	1:06.45 [6]	1:01.19 [3]	0:49.76 [5]	0:38.42 [5]	0:26.45 [5]	0:13.59 [5]	9.84L	0:38.42	+7
		Harrison Shaw		1000m	Overall	(0:05.26)	(0:11.43)	(0:11.34)	(0:11.97)	(0:12.86)	(0:13.59)			
7	12	OUTATICK	1	68.1	0:05.35	1:06.52 [7]	1:01.17 [9]	0:49.99 [3]	0:38.87 [1]	0:26.92 [1]	0:14.04 [4]	10.22L	0:38.87	-6
		Jaden Lloyd		1000m	Overall	(0:05.35)	(0:11.18)	(0:11.12)	(0:11.95)	(0:12.88)	(0:14.04)			
8	14	MISHANI SOUL	6	65.2	0:05.33	1:06.76 [8]	1:01.43 [8]	0:49.65 [9]	0:38.16 [8]	0:26.31 [7]	0:13.40 [8]	11.65L	0:38.16	+4
		Montanna Savva		1000m	Overall	(0:05.33)	(0:11.78)	(0:11.49)	(0:11.85)	(0:12.91)	(0:13.40)			
9	9	HIT THE KEY	7	65.3	0:05.30	1:08.36 [9]	1:03.06 [6]	0:51.31 [8]	0:39.76 [9]	0:27.71 [9]	0:14.37 [9]	21.04L	0:39.76	+6
		Hannah Richardson		1000m	Overall	(0:05.30)	(0:11.75)	(0:11.55)	(0:12.05)	(0:13.34)	(0:14.37)			
10	11	MISHANI PLAYER	5	59.8	0:05.54	1:10.43 [10]	1:04.89 [10]	0:50.44 [10]	0:38.08 [10]	0:25.23 [10]	0:12.65 [10]	33.22L	0:38.08	+6
		Olivia Kendal		800m	Overall	(0:05.54)	(0:14.45)	(0:12.36)	(0:12.85)	(0:12.58)	(0:12.65)			

Scratched: Mashean (#10), One Of Them Girls (#13), Elegant Lucy (#16), Onlyyoucanread (#3), Zou Zou Shargusa (#7), Betterindanude (#1)

Report Created: Sat 14 February 2026 18:32 GMT+ (Note: Timing is based on position data)

Page 1/11

[ ] Ranking at each section and finish  
 -:-:- No data available at this section  
 NA No data available

SCN Saddle cloth number  
 DNF Did not finish  
 DNT Did not track

data processed by TRIPLESDATA



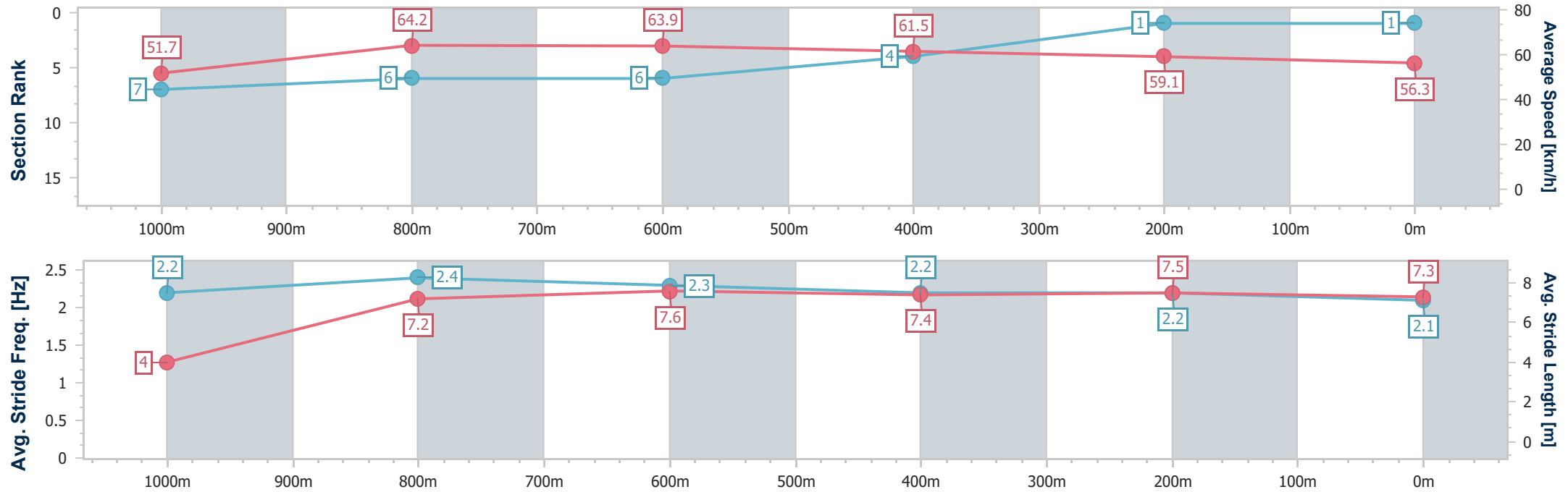
Horse/Jockey Name	Ladies Ocean Run
Final Rank	1
Fastest Section Time (Section)	0:05.31 (Overall)
Top Speed [km/h] (Section)	66.9 (1000m)
Race State	Finished



ToowoombaProfessional  
Race 4: Sherrin Rentals Three-Year-Old Maiden Plate (Set Weights) (QTIS bonuses applicable) - 1050m  
14 February 2026 - 18:01  
Track Rating: Heavy 8, Weather: Showers, Rail Position: +3m Entire



Section	Overall	1000m	800m	600m	400m	200m							
Section Times	1:04.78 [1] (0:05.31)	0:59.47 [7] (0:11.54)	0:47.93 [6] (0:11.36)	0:36.57 [6] (0:11.66)	0:24.91 [4] (0:12.21)	0:12.70 [1] (0:12.70)							
Average Speed [km/h]	51.7	64.2	63.9	61.5	59.1	56.3							
Top Speed [km/h]	55.2	66.9	65.4	62.6	60.7	58.2							
Avg. Dist. to Rail [m]	25.6	10.1	1.9	0.8	0.8	0.5							
Avg. Stride Freq. [Hz]	2.2	2.4	2.3	2.2	2.2	2.1							
Avg. Stride Length [m]	4.0	7.2	7.6	7.4	7.5	7.3							





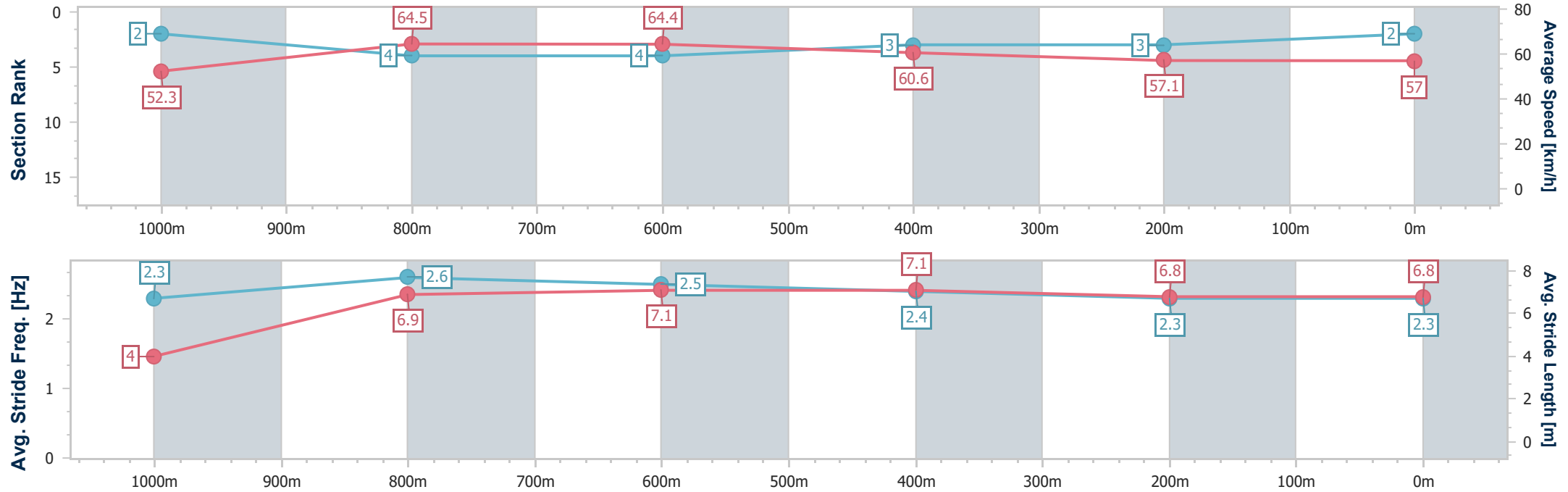
Horse/Jockey Name	Head Of The River
Final Rank	2
Fastest Section Time (Section)	0:05.20 (Overall)
Top Speed [km/h] (Section)	66.5 (1000m)
Race State	Finished



ToowoombaProfessional  
Race 4: Sherrin Rentals Three-Year-Old Maiden Plate (Set Weights) (QTIS bonuses applicable) - 1050m  
14 February 2026 - 18:01  
Track Rating: Heavy 8, Weather: Showers, Rail Position: +3m Entire



Section	Overall	1000m	800m	600m	400m	200m								
Section Times	1:05.00 [2] (0:05.20)	0:59.80 [2] (0:11.40)	0:48.40 [4] (0:11.26)	0:37.14 [4] (0:11.95)	0:25.19 [3] (0:12.64)	0:12.55 [3] (0:12.55)								
Average Speed [km/h]	52.3	64.5	64.4	60.6	57.1	57.0								
Top Speed [km/h]	56.5	66.5	65.5	63.5	58.3	57.5								
Avg. Dist. to Rail [m]	21.4	7.0	1.7	0.9	0.7	1.7								
Avg. Stride Freq. [Hz]	2.3	2.6	2.5	2.4	2.3	2.3								
Avg. Stride Length [m]	4.0	6.9	7.1	7.1	6.8	6.8								





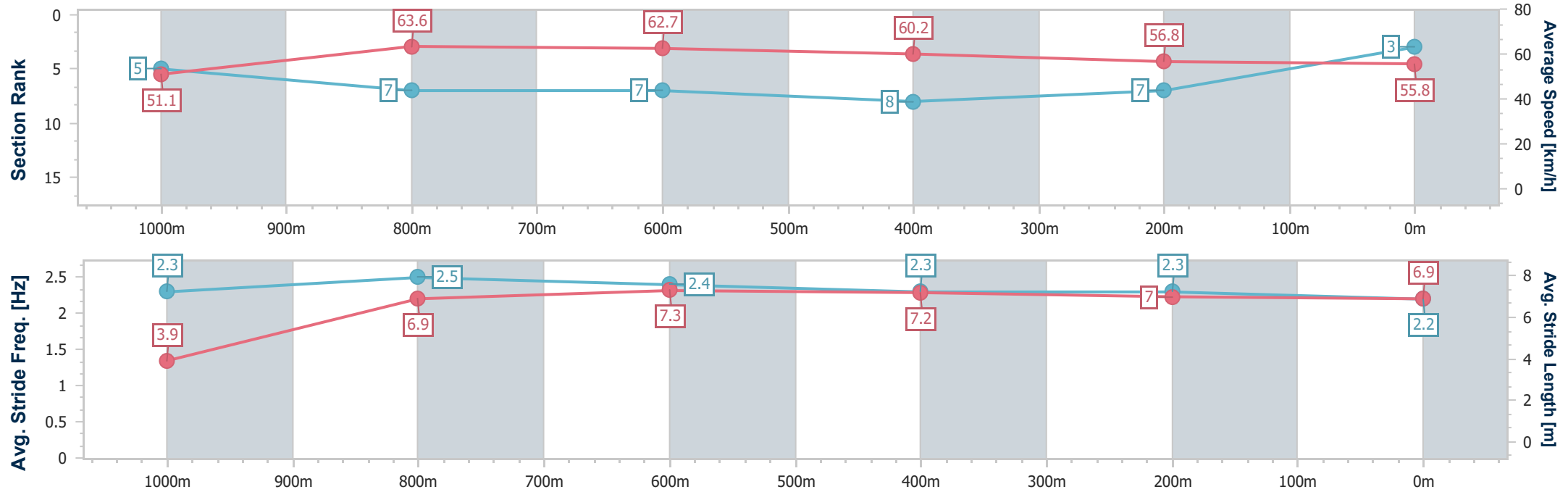
Horse/Jockey Name	Turf Gazette
Final Rank	3
Fastest Section Time (Section)	0:05.29 (Overall)
Top Speed [km/h] (Section)	66.1 (1000m)
Race State	Finished



ToowoombaProfessional  
Race 4: Sherrin Rentals Three-Year-Old Maiden Plate (Set Weights) (QTIS bonuses applicable) - 1050m  
14 February 2026 - 18:01  
Track Rating: Heavy 8, Weather: Showers, Rail Position: +3m Entire



Section	Overall	1000m	800m	600m	400m	200m								
Section Times	1:05.93 [3] (0:05.29)	1:00.64 [5] (0:11.57)	0:49.07 [7] (0:11.58)	0:37.49 [7] (0:12.04)	0:25.45 [8] (0:12.61)	0:12.84 [7] (0:12.84)								
Average Speed [km/h]	51.1	63.6	62.7	60.2	56.8	55.8								
Top Speed [km/h]	55.8	66.1	64.4	61.6	57.5	57.1								
Avg. Dist. to Rail [m]	20.7	6.9	2.3	1.4	1.2	0.9								
Avg. Stride Freq. [Hz]	2.3	2.5	2.4	2.3	2.3	2.2								
Avg. Stride Length [m]	3.9	6.9	7.3	7.2	7.0	6.9								





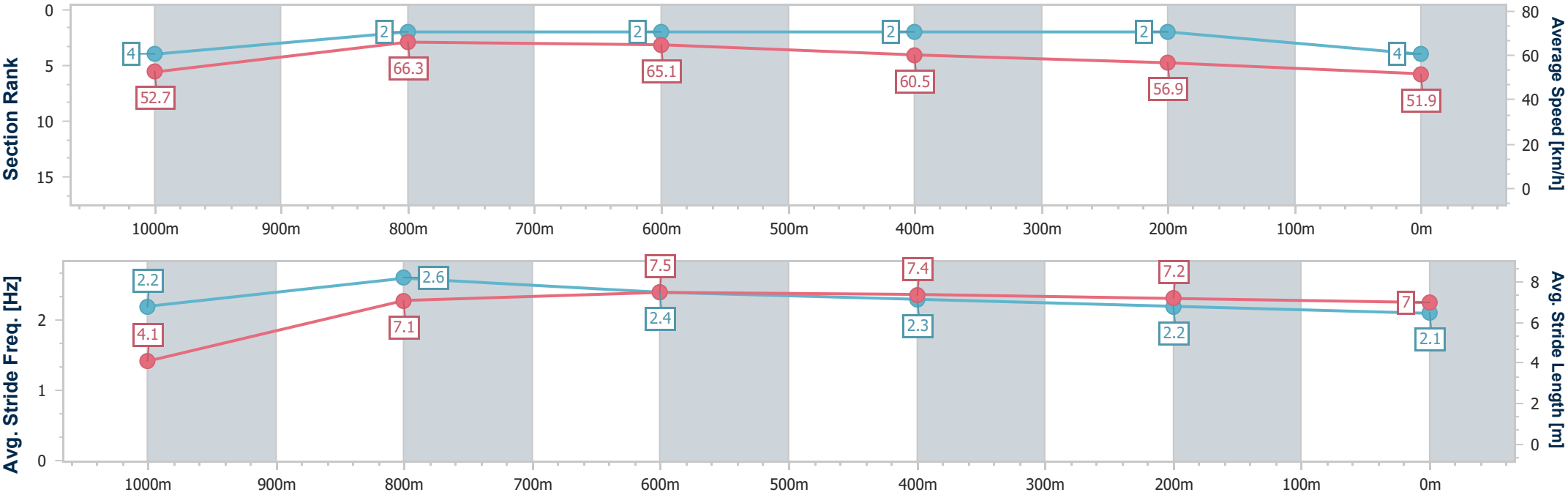
Horse/Jockey Name	The Grand Duchy
Final Rank	4
Fastest Section Time (Section)	0:05.27 (Overall)
Top Speed [km/h] (Section)	69.1 (1000m)
Race State	Finished



ToowoombaProfessional  
Race 4: Sherrin Rentals Three-Year-Old Maiden Plate (Set Weights) (QTIS bonuses applicable) - 1050m  
14 February 2026 - 18:01  
Track Rating: Heavy 8, Weather: Showers, Rail Position: +3m Entire



Section	Overall	1000m	800m	600m	400m	200m							
Section Times	1:06.13 [4] (0:05.27)	1:00.86 [4] (0:11.18)	0:49.68 [2] (0:11.22)	0:38.46 [2] (0:12.03)	0:26.43 [2] (0:12.65)	0:13.78 [2] (0:13.78)							
Average Speed [km/h]	52.7	66.3	65.1	60.5	56.9	51.9							
Top Speed [km/h]	57.3	69.1	67.2	63.6	58.0	54.0							
Avg. Dist. to Rail [m]	24.6	10.0	4.4	2.2	0.8	1.9							
Avg. Stride Freq. [Hz]	2.2	2.6	2.4	2.3	2.2	2.1							
Avg. Stride Length [m]	4.1	7.1	7.5	7.4	7.2	7.0							





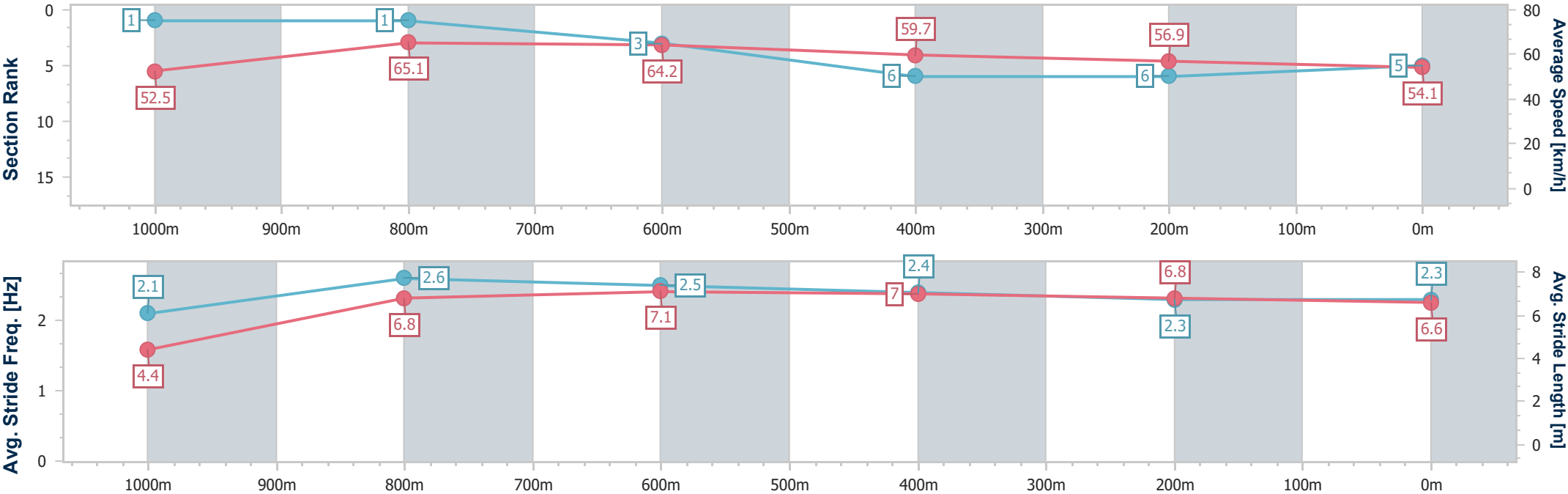
Horse/Jockey Name	Spoilt Rotten
Final Rank	5
Fastest Section Time (Section)	0:05.00 (Overall)
Top Speed [km/h] (Section)	67.4 (800m)
Race State	Finished



ToowoombaProfessional  
Race 4: Sherrin Rentals Three-Year-Old Maiden Plate (Set Weights) (QTIS bonuses applicable) - 1050m  
14 February 2026 - 18:01  
Track Rating: Heavy 8, Weather: Showers, Rail Position: +3m Entire



Section	Overall	1000m	800m	600m	400m	200m							
Section Times	1:06.21 [5] (0:05.00)	1:01.21 [1] (0:11.37)	0:49.84 [1] (0:11.45)	0:38.39 [3] (0:12.38)	0:26.01 [6] (0:12.80)	0:13.21 [6] (0:13.21)							
Average Speed [km/h]	52.5	65.1	64.2	59.7	56.9	54.1							
Top Speed [km/h]	56.4	67.3	67.4	62.0	57.7	55.4							
Avg. Dist. to Rail [m]	24.5	9.3	6.4	5.2	3.0	3.7							
Avg. Stride Freq. [Hz]	2.1	2.6	2.5	2.4	2.3	2.3							
Avg. Stride Length [m]	4.4	6.8	7.1	7.0	6.8	6.6							





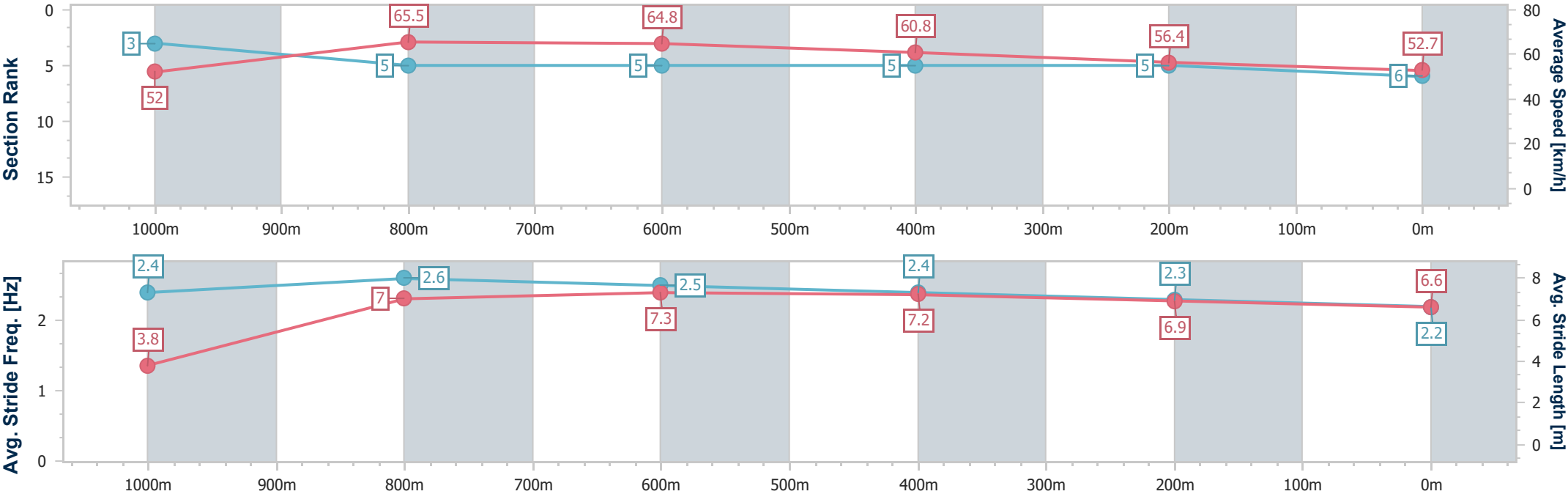
Horse/Jockey Name	Cryption's Desire
Final Rank	6
Fastest Section Time (Section)	0:05.26 (Overall)
Top Speed [km/h] (Section)	67.9 (1000m)
Race State	Finished



ToowoombaProfessional  
Race 4: Sherrin Rentals Three-Year-Old Maiden Plate (Set Weights) (QTIS bonuses applicable) - 1050m  
14 February 2026 - 18:01  
Track Rating: Heavy 8, Weather: Showers, Rail Position: +3m Entire



Section	Overall	1000m	800m	600m	400m	200m							
Section Times	1:06.45 [6] (0:05.26)	1:01.19 [3] (0:11.43)	0:49.76 [5] (0:11.34)	0:38.42 [5] (0:11.97)	0:26.45 [5] (0:12.86)	0:13.59 [5] (0:13.59)							
Average Speed [km/h]	52.0	65.5	64.8	60.8	56.4	52.7							
Top Speed [km/h]	56.2	67.9	67.1	63.6	59.5	54.6							
Avg. Dist. to Rail [m]	30.1	12.9	4.8	1.9	2.1	3.3							
Avg. Stride Freq. [Hz]	2.4	2.6	2.5	2.4	2.3	2.2							
Avg. Stride Length [m]	3.8	7.0	7.3	7.2	6.9	6.6							





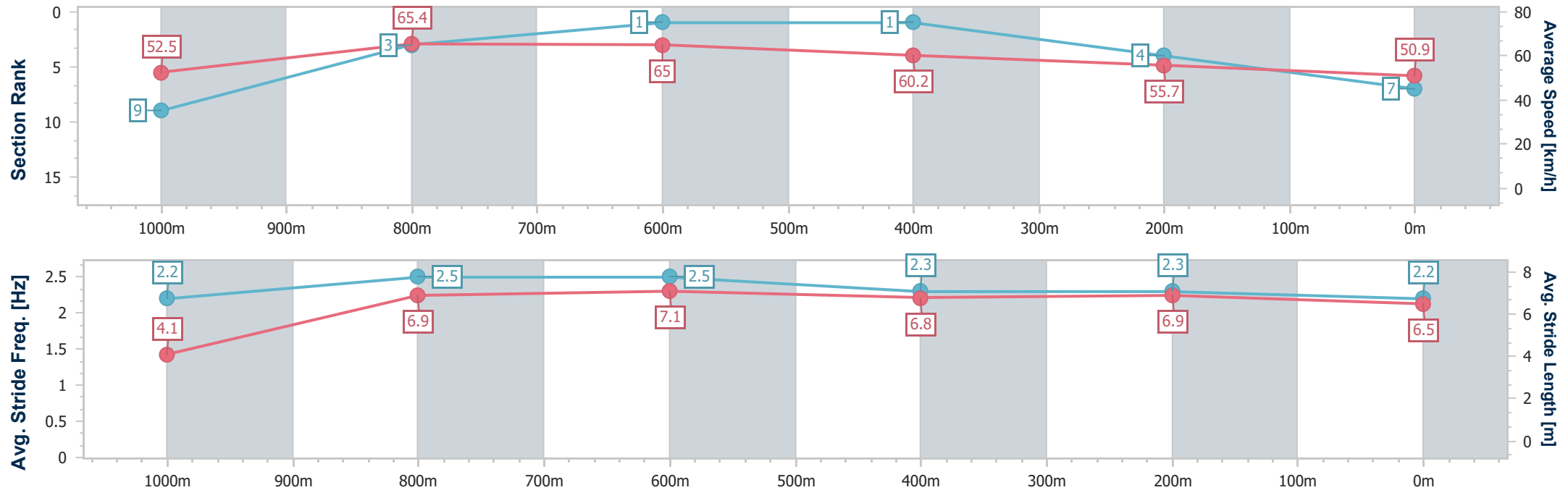
Horse/Jockey Name	Outatick
Final Rank	7
Fastest Section Time (Section)	0:05.35 (Overall)
Top Speed [km/h] (Section)	68.1 (1000m)
Race State	Finished



ToowoombaProfessional  
Race 4: Sherrin Rentals Three-Year-Old Maiden Plate (Set Weights) (QTIS bonuses applicable) - 1050m  
14 February 2026 - 18:01  
Track Rating: Heavy 8, Weather: Showers, Rail Position: +3m Entire



Section	Overall	1000m	800m	600m	400m	200m							
Section Times	1:06.52 [7] (0:05.35)	1:01.17 [9] (0:11.18)	0:49.99 [3] (0:11.12)	0:38.87 [1] (0:11.95)	0:26.92 [1] (0:12.88)	0:14.04 [4] (0:14.04)							
Average Speed [km/h]	52.5	65.4	65.0	60.2	55.7	50.9							
Top Speed [km/h]	56.7	68.1	67.2	62.9	57.2	53.4							
Avg. Dist. to Rail [m]	19.6	5.2	0.6	0.4	1.2	1.2							
Avg. Stride Freq. [Hz]	2.2	2.5	2.5	2.3	2.3	2.2							
Avg. Stride Length [m]	4.1	6.9	7.1	6.8	6.9	6.5							





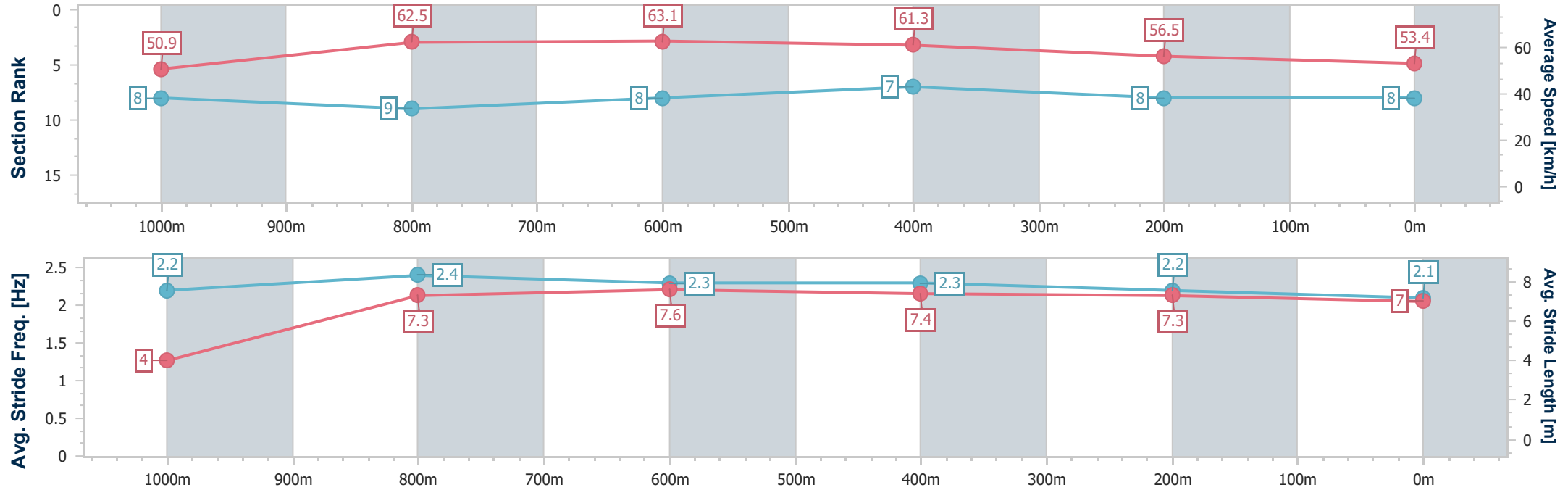
Horse/Jockey Name	Mishani Soul
Final Rank	8
Fastest Section Time (Section)	0:05.33 (Overall)
Top Speed [km/h] (Section)	65.2 (1000m)
Race State	Finished



Toowoomba Professional  
Race 4: Sherrin Rentals Three-Year-Old Maiden Plate (Set Weights) (QTIS bonuses applicable) - 1050m  
14 February 2026 - 18:01  
Track Rating: Heavy 8, Weather: Showers, Rail Position: +3m Entire



Section	Overall	1000m	800m	600m	400m	200m							
Section Times	1:06.76 [8] (0:05.33)	1:01.43 [8] (0:11.78)	0:49.65 [9] (0:11.49)	0:38.16 [8] (0:11.85)	0:26.31 [7] (0:12.91)	0:13.40 [8] (0:13.40)							
Average Speed [km/h]	50.9	62.5	63.1	61.3	56.5	53.4							
Top Speed [km/h]	55.0	65.2	64.2	62.6	58.7	56.5							
Avg. Dist. to Rail [m]	25.1	8.8	3.4	2.5	3.7	4.9							
Avg. Stride Freq. [Hz]	2.2	2.4	2.3	2.3	2.2	2.1							
Avg. Stride Length [m]	4.0	7.3	7.6	7.4	7.3	7.0							





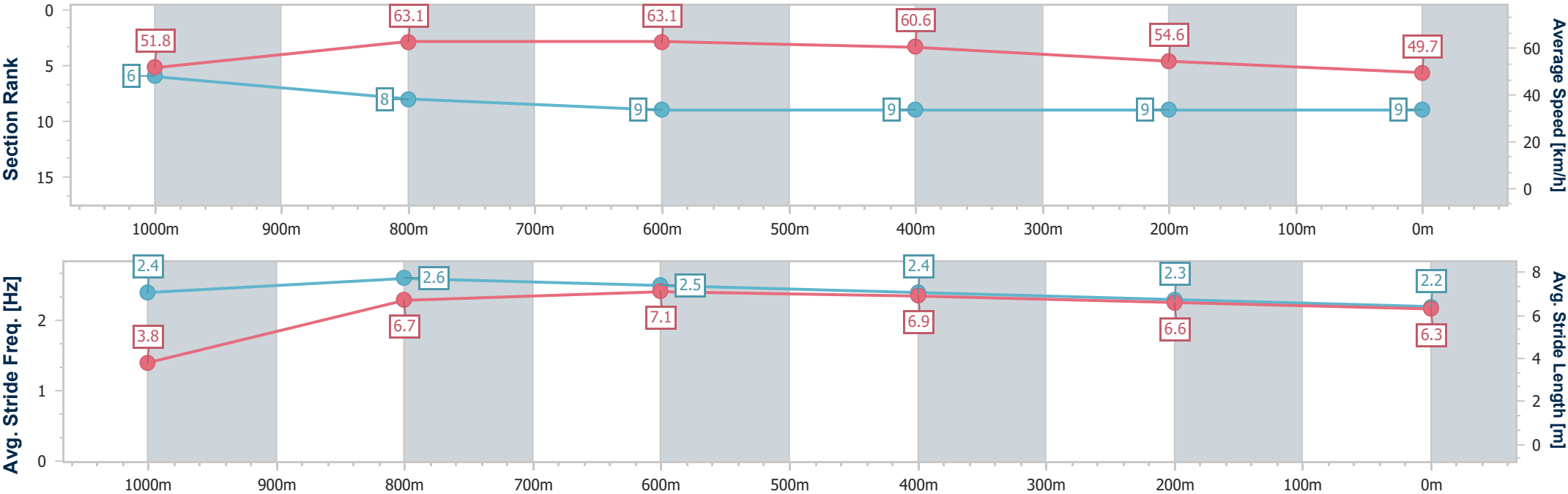
Horse/Jockey Name	Hit The Key
Final Rank	9
Fastest Section Time (Section)	0:05.30 (Overall)
Top Speed [km/h] (Section)	65.3 (1000m)
Race State	Finished



ToowoombaProfessional  
Race 4: Sherrin Rentals Three-Year-Old Maiden Plate (Set Weights) (QTIS bonuses applicable) - 1050m  
14 February 2026 - 18:01  
Track Rating: Heavy 8, Weather: Showers, Rail Position: +3m Entire



Section	Overall	1000m	800m	600m	400m	200m							
Section Times	1:08.36 [9] (0:05.30)	1:03.06 [6] (0:11.75)	0:51.31 [8] (0:11.55)	0:39.76 [9] (0:12.05)	0:27.71 [9] (0:13.34)	0:14.37 [9] (0:14.37)							
Average Speed [km/h]	51.8	63.1	63.1	60.6	54.6	49.7							
Top Speed [km/h]	55.6	65.3	63.7	63.4	56.9	52.2							
Avg. Dist. to Rail [m]	25.2	9.8	3.8	2.3	3.2	2.6							
Avg. Stride Freq. [Hz]	2.4	2.6	2.5	2.4	2.3	2.2							
Avg. Stride Length [m]	3.8	6.7	7.1	6.9	6.6	6.3							





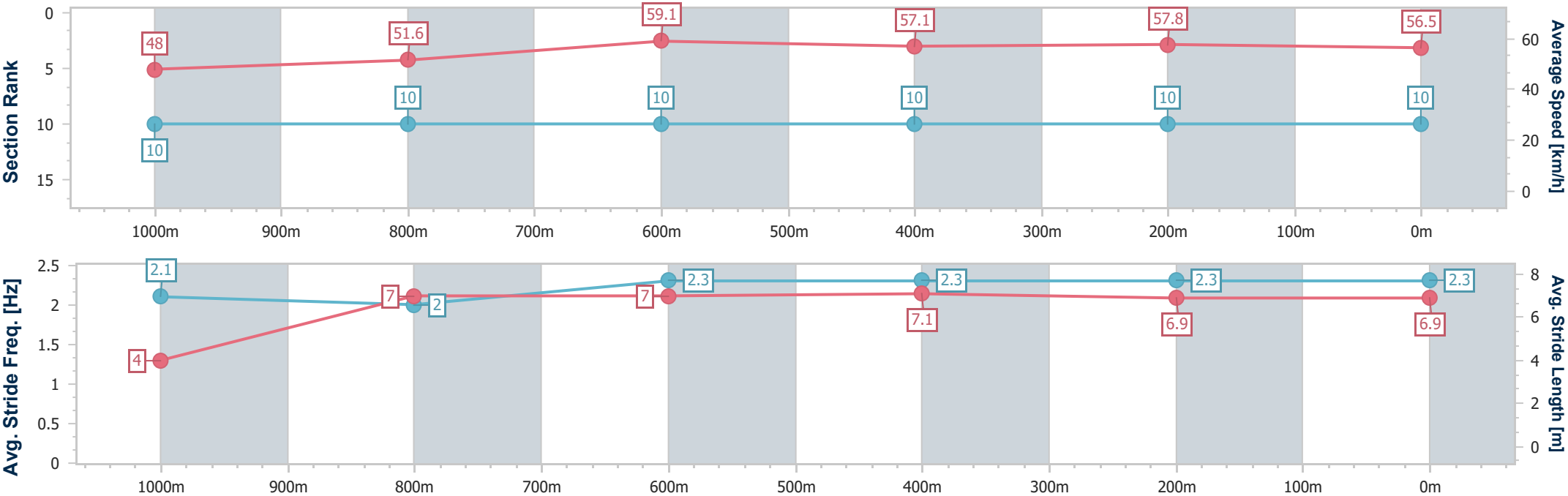
Horse/Jockey Name	Mishani Player
Final Rank	10
Fastest Section Time (Section)	0:05.54 (Overall)
Top Speed [km/h] (Section)	59.8 (800m)
Race State	Finished



Toowoomba Professional  
Race 4: Sherrin Rentals Three-Year-Old Maiden Plate (Set Weights) (QTIS bonuses applicable) - 1050m  
14 February 2026 - 18:01  
Track Rating: Heavy 8, Weather: Showers, Rail Position: +3m Entire



Section	Overall	1000m	800m	600m	400m	200m							
Section Times	1:10.43 [10] (0:05.54)	1:04.89 [10] (0:14.45)	0:50.44 [10] (0:12.36)	0:38.08 [10] (0:12.85)	0:25.23 [10] (0:12.58)	0:12.65 [10] (0:12.65)							
Average Speed [km/h]	48.0	51.6	59.1	57.1	57.8	56.5							
Top Speed [km/h]	50.2	58.5	59.8	58.4	58.7	58.4							
Avg. Dist. to Rail [m]	23.4	10.3	4.3	3.5	2.3	3.3							
Avg. Stride Freq. [Hz]	2.1	2.0	2.3	2.3	2.3	2.3							
Avg. Stride Length [m]	4.0	7.0	7.0	7.1	6.9	6.9							





# Toowoomba Professional

## Race 5: Gerry Brown's Shelving and Storage BENCHMARK 60 Handicap - 1890m

14 February 2026 - 18:34



Track Rating: Heavy 8, Weather: Showers, Rail Position: +3m Entire

Section						Overall	1600m	1400m	1200m	1000m	800m	600m	Last 600m	
Field Times						2:03.53 (0:23.03)	1:40.50 (0:11.84)	1:28.66 (0:11.32)	1:17.34 (0:11.88)	1:05.46 (0:12.95)	0:52.51 (0:13.06)	0:39.45 (0:12.95)	0:39.45	
Rank	TAB	Horse/Jockey	Barrier	Top Speed [km/h]	Fastest Section									Distance Travelled [m]
1	4	SAMURAI WARRIOR	7	64.4	0:11.78	2:03.53 [1]	1:39.80 [5]	1:28.02 [6]	1:16.17 [6]	1:04.27 [6]	0:51.66 [6]	0:38.95 [5]	0:38.95	
		Gary Geran		1600m	1600m	(0:23.73)	(0:11.78)	(0:11.85)	(0:11.90)	(0:12.61)	(0:12.71)	(0:13.03)		
2	3	SIR GOLDALOT	6	64.6	0:11.49	2:04.06 [2]	1:41.03 [1]	1:29.19 [1]	1:17.70 [2]	1:05.64 [2]	0:52.74 [2]	0:39.98 [1]	0:39.98	-3
		Jaden Lloyd		1400m	1400m	(0:23.03)	(0:11.84)	(0:11.49)	(0:12.06)	(0:12.90)	(0:12.76)	(0:12.95)		
3	5	MARAVICH	4	63.9	0:11.66	2:04.33 [3]	1:41.07 [2]	1:29.31 [3]	1:17.65 [3]	1:05.63 [3]	0:52.78 [4]	0:40.01 [3]	0:40.01	-1
		Les Tilley		1600m	1400m	(0:23.26)	(0:11.76)	(0:11.66)	(0:12.02)	(0:12.85)	(0:12.77)	(0:13.06)		
4	6	FLYING CELICA	5	63.6	0:11.66	2:04.57 [4]	1:41.01 [4]	1:29.35 [5]	1:17.62 [5]	1:05.66 [5]	0:52.83 [5]	0:39.95 [6]	0:39.95	-1
		Nozi Tomizawa		1600m	1600m	(0:23.56)	(0:11.66)	(0:11.73)	(0:11.96)	(0:12.83)	(0:12.88)	(0:12.88)		
5	8	PROCLAIMER	2	63.9	0:11.69	2:04.81 [5]	1:40.48 [7]	1:28.60 [7]	1:16.91 [7]	1:05.15 [7]	0:52.49 [7]	0:39.56 [7]	0:39.56	+1
		Hannah Richardson		1400m	1400m	(0:24.33)	(0:11.88)	(0:11.69)	(0:11.76)	(0:12.66)	(0:12.93)	(0:12.90)		
6	7	GOING TO THE SUN	1	63.0	0:11.66	2:06.06 [6]	1:42.72 [3]	1:30.89 [4]	1:19.23 [4]	1:07.24 [4]	0:54.59 [3]	0:41.60 [4]	0:41.60	-7
		Georgina Cartwright		1400m	1400m	(0:23.34)	(0:11.83)	(0:11.66)	(0:11.99)	(0:12.65)	(0:12.99)	(0:13.33)		
7	2	MAZITA	3	66.8	0:10.98	2:06.70 [7]	1:42.78 [6]	1:31.80 [2]	1:20.51 [1]	1:08.63 [1]	0:55.68 [1]	0:42.62 [2]	0:42.62	-2
		Harrison Shaw		Overall	1600m	(0:23.92)	(0:10.98)	(0:11.29)	(0:11.88)	(0:12.95)	(0:13.06)	(0:13.32)		

Scratched: Okesutora (#1), Brave Boy (#9), Another Dazzler (#10), Preachabull (#11)



**Toowoomba Professional**  
**Race 5: Gerry Brown's Shelving and Storage BENCHMARK 60 Handicap**  
**- 1890m**

**14 February 2026 - 18:34**



**Track Rating: Heavy 8, Weather: Showers, Rail Position: +3m Entire**

Section				400m		200m		Last 600m		
Field Times				0:26.50 (0:13.58)		0:12.92 (0:12.92)		0:39.45		
Rank	TAB	Horse/Jockey	Barrier	Top Speed [km/h]	Fastest Section	Margin			Distance Travelled [m]	
1	4	SAMURAI WARRIOR	7	64.4	0:11.78	0:25.92 [5]	0:12.88 [2]	2:03.53	0:38.95	
		Gary Geran		1600m	1600m	(0:13.04)	(0:12.88)			
2	3	SIR GOLDALOT	6	64.6	0:11.49	0:27.03 [1]	0:13.45 [1]	3.1L	0:39.98	-3
		Jaden Lloyd		1400m	1400m	(0:13.58)	(0:13.45)			
3	5	MARAVICH	4	63.9	0:11.66	0:26.95 [2]	0:13.63 [3]	4.67L	0:40.01	-1
		Les Tilley		1600m	1400m	(0:13.32)	(0:13.63)			
4	6	FLYING CELICA	5	63.6	0:11.66	0:27.07 [4]	0:13.69 [4]	6.12L	0:39.95	-1
		Nozi Tomizawa		1600m	1600m	(0:13.38)	(0:13.69)			
5	8	PROCLAIMER	2	63.9	0:11.69	0:26.66 [7]	0:13.46 [5]	7.5L	0:39.56	+1
		Hannah Richardson		1400m	1400m	(0:13.20)	(0:13.46)			
6	7	GOING TO THE SUN	1	63.0	0:11.66	0:28.27 [6]	0:14.60 [6]	14.87L	0:41.60	-7
		Georgina Cartwright		1400m	1400m	(0:13.67)	(0:14.60)			
7	2	MAZITA	3	66.8	0:10.98	0:29.30 [3]	0:15.23 [7]	18.63L	0:42.62	-2
		Harrison Shaw		Overall	1600m	(0:14.07)	(0:15.23)			

Scratched: Okesutora (#1), Brave Boy (#9), Another Dazzler (#10), Preachabull (#11)



Horse/Jockey Name	Samurai Warrior
Final Rank	1
Fastest Section Time (Section)	0:11.78 (1600m)
Top Speed [km/h] (Section)	64.4 (1600m)
Race State	Finished

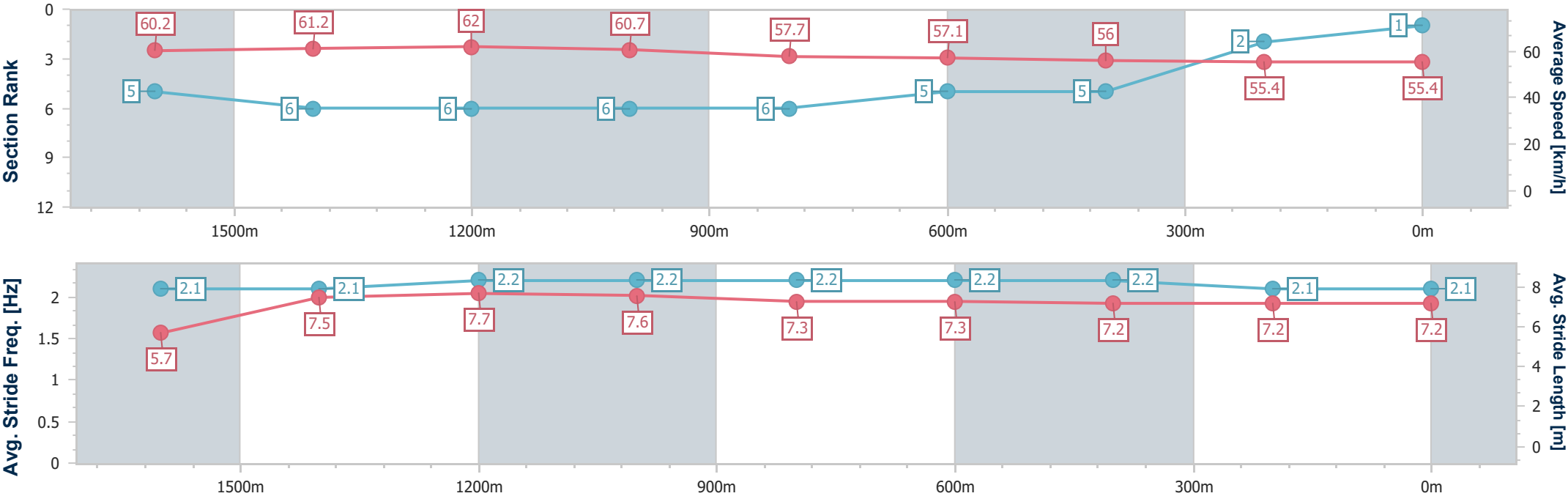


ToowoombaProfessional  
Race 5: Gerry Brown's Shelving and Storage BENCHMARK 60  
Handicap - 1890m  
14 February 2026 - 18:34



Track Rating: Heavy 8, Weather: Showers, Rail Position: +3m Entire

Section	Overall	1600m	1400m	1200m	1000m	800m	600m	400m	200m				
Section Times	2:03.53 [1] (0:23.73)	1:39.80 [5] (0:11.78)	1:28.02 [6] (0:11.85)	1:16.17 [6] (0:11.90)	1:04.27 [6] (0:12.61)	0:51.66 [6] (0:12.71)	0:38.95 [5] (0:13.03)	0:25.92 [5] (0:13.04)	0:12.88 [2] (0:12.88)				
Average Speed [km/h]	60.2	61.2	62.0	60.7	57.7	57.1	56.0	55.4	55.4				
Top Speed [km/h]	63.6	64.4	64.2	63.2	58.7	58.9	58.8	56.8	56.8				
Avg. Dist. to Rail [m]	4.3	0.6	3.4	4.3	3.1	2.9	2.4	0.5	0.3				
Avg. Stride Freq. [Hz]	2.1	2.1	2.2	2.2	2.2	2.2	2.2	2.1	2.1				
Avg. Stride Length [m]	5.7	7.5	7.7	7.6	7.3	7.3	7.2	7.2	7.2				





Horse/Jockey Name	Sir Goldalot
Final Rank	2
Fastest Section Time (Section)	0:11.49 (1400m)
Top Speed [km/h] (Section)	64.6 (1400m)
Race State	Finished

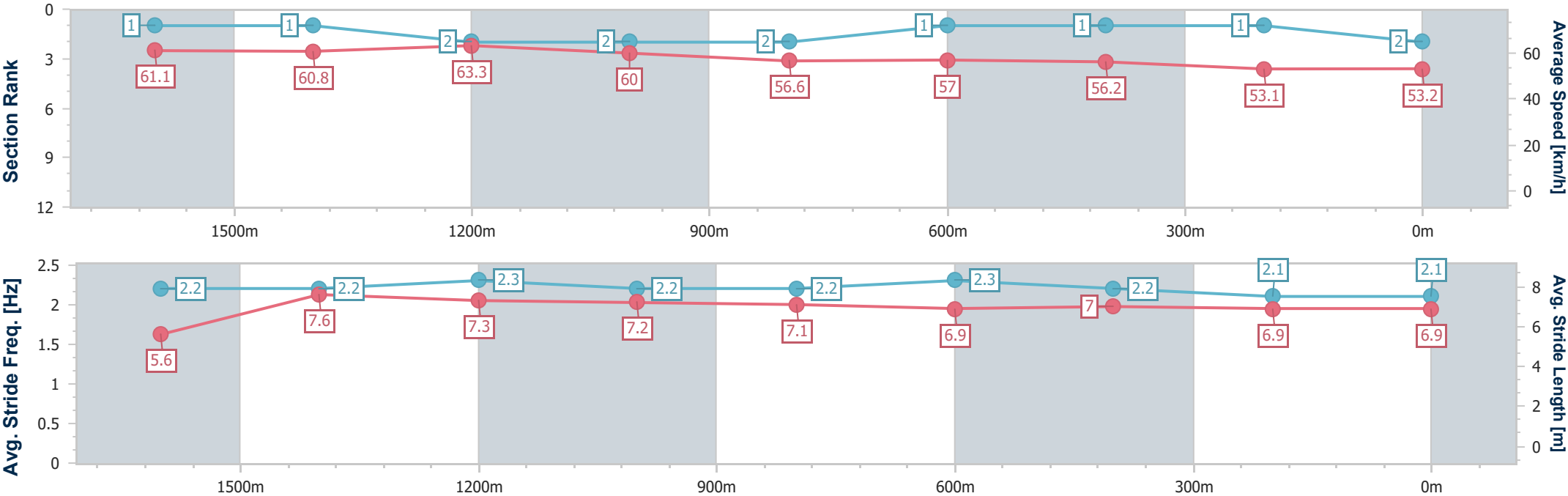


ToowoombaProfessional  
Race 5: Gerry Brown's Shelving and Storage BENCHMARK 60  
Handicap - 1890m  
14 February 2026 - 18:34



Track Rating: Heavy 8, Weather: Showers, Rail Position: +3m Entire

Section	Overall	1600m	1400m	1200m	1000m	800m	600m	400m	200m				
Section Times	2:04.06 [2] (0:23.03)	1:41.03 [1] (0:11.84)	1:29.19 [1] (0:11.49)	1:17.70 [2] (0:12.06)	1:05.64 [2] (0:12.90)	0:52.74 [2] (0:12.76)	0:39.98 [1] (0:12.95)	0:27.03 [1] (0:13.58)	0:13.45 [1] (0:13.45)				
Average Speed [km/h]	61.1	60.8	63.3	60.0	56.6	57.0	56.2	53.1	53.2				
Top Speed [km/h]	62.4	63.9	64.6	62.3	58.8	57.9	57.8	54.3	53.7				
Avg. Dist. to Rail [m]	4.3	0.4	1.6	2.9	3.7	3.1	1.6	0.3	0.5				
Avg. Stride Freq. [Hz]	2.2	2.2	2.3	2.2	2.2	2.3	2.2	2.1	2.1				
Avg. Stride Length [m]	5.6	7.6	7.3	7.2	7.1	6.9	7.0	6.9	6.9				





Horse/Jockey Name	Maravich
Final Rank	3
Fastest Section Time (Section)	0:11.66 (1400m)
Top Speed [km/h] (Section)	63.9 (1600m)
Race State	Finished



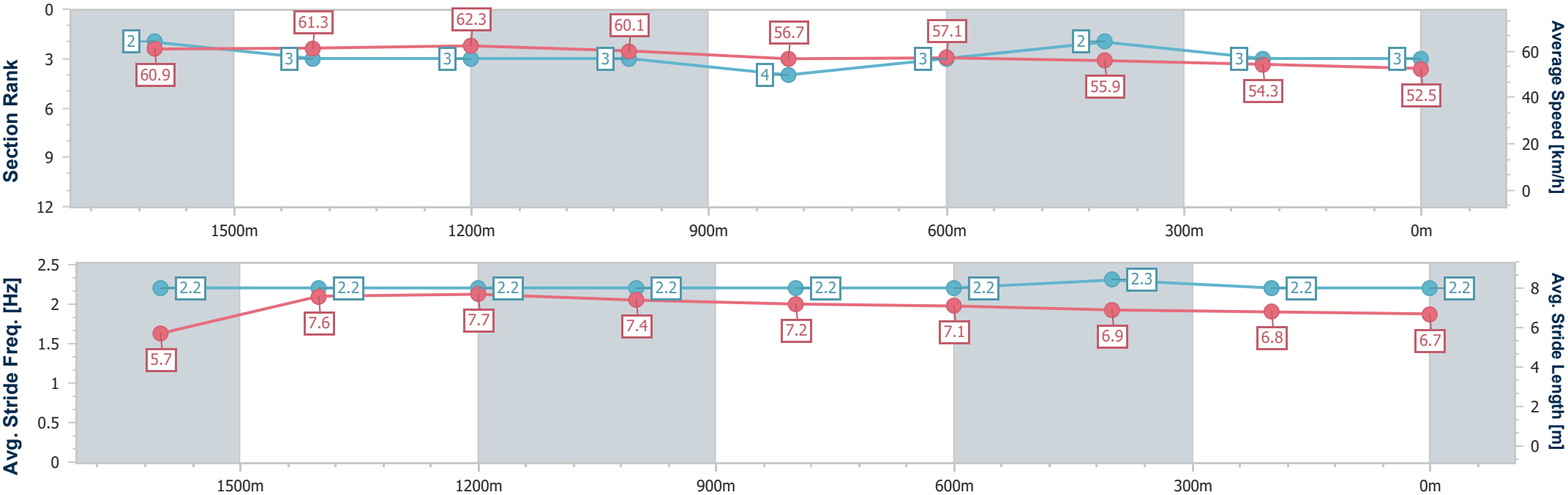
ToowoombaProfessional  
Race 5: Gerry Brown's Shelving and Storage BENCHMARK 60  
Handicap - 1890m



14 February 2026 - 18:34

Track Rating: Heavy 8, Weather: Showers, Rail Position: +3m Entire

Section	Overall	1600m	1400m	1200m	1000m	800m	600m	400m	200m				
Section Times	2:04.33 [3] (0:23.26)	1:41.07 [2] (0:11.76)	1:29.31 [3] (0:11.66)	1:17.65 [3] (0:12.02)	1:05.63 [3] (0:12.85)	0:52.78 [4] (0:12.77)	0:40.01 [3] (0:13.06)	0:26.95 [2] (0:13.32)	0:13.63 [3] (0:13.63)				
Average Speed [km/h]	60.9	61.3	62.3	60.1	56.7	57.1	55.9	54.3	52.5				
Top Speed [km/h]	62.1	63.9	63.6	61.2	58.4	58.0	57.7	54.5	54.0				
Avg. Dist. to Rail [m]	3.9	0.2	1.4	3.1	3.0	3.0	2.3	1.3	2.3				
Avg. Stride Freq. [Hz]	2.2	2.2	2.2	2.2	2.2	2.2	2.3	2.2	2.2				
Avg. Stride Length [m]	5.7	7.6	7.7	7.4	7.2	7.1	6.9	6.8	6.7				



- [ ] Ranking at each section and finish
- .-.- No data available at this section
- NA No data available



Horse/Jockey Name	Flying Celica
Final Rank	4
Fastest Section Time (Section)	0:11.66 (1600m)
Top Speed [km/h] (Section)	63.6 (1600m)
Race State	Finished

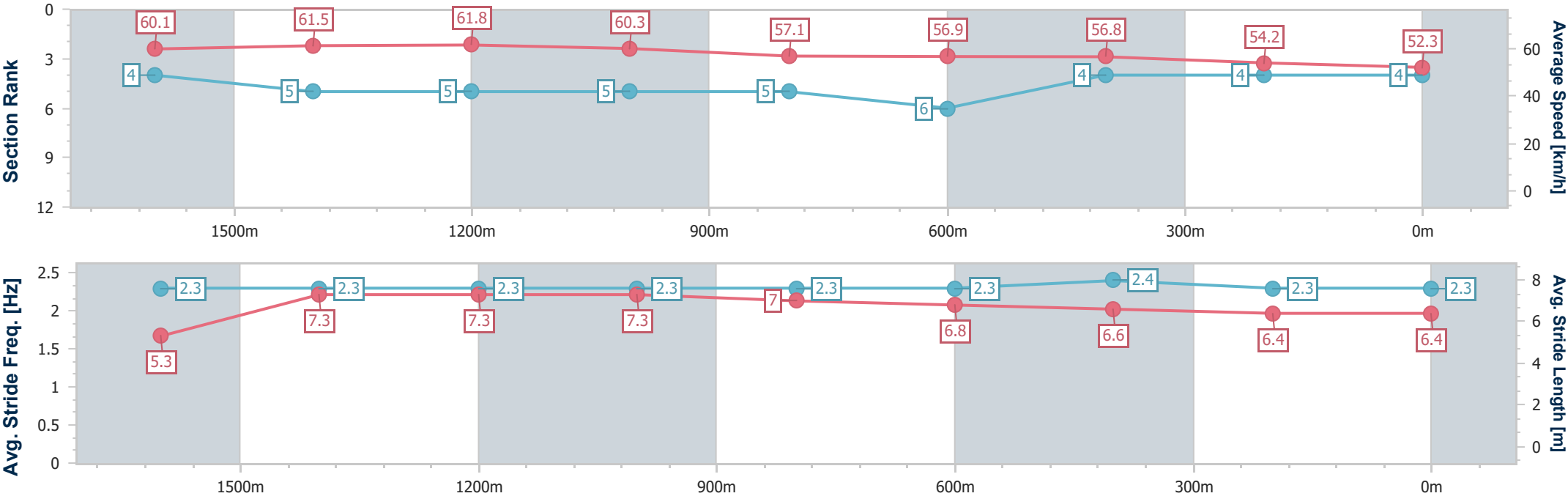


ToowoombaProfessional  
Race 5: Gerry Brown's Shelving and Storage BENCHMARK 60  
Handicap - 1890m  
14 February 2026 - 18:34



Track Rating: Heavy 8, Weather: Showers, Rail Position: +3m Entire

Section	Overall	1600m	1400m	1200m	1000m	800m	600m	400m	200m				
Section Times	2:04.57 [4] (0:23.56)	1:41.01 [4] (0:11.66)	1:29.35 [5] (0:11.73)	1:17.62 [5] (0:11.96)	1:05.66 [5] (0:12.83)	0:52.83 [5] (0:12.88)	0:39.95 [6] (0:12.88)	0:27.07 [4] (0:13.38)	0:13.69 [4] (0:13.69)				
Average Speed [km/h]	60.1	61.5	61.8	60.3	57.1	56.9	56.8	54.2	52.3				
Top Speed [km/h]	62.4	63.6	62.8	61.6	58.9	58.1	59.0	55.5	54.4				
Avg. Dist. to Rail [m]	4.5	1.0	1.1	3.6	4.2	4.8	3.1	2.3	1.7				
Avg. Stride Freq. [Hz]	2.3	2.3	2.3	2.3	2.3	2.3	2.4	2.3	2.3				
Avg. Stride Length [m]	5.3	7.3	7.3	7.3	7.0	6.8	6.6	6.4	6.4				





Horse/Jockey Name	Proclaimer
Final Rank	5
Fastest Section Time (Section)	0:11.69 (1400m)
Top Speed [km/h] (Section)	63.9 (1400m)
Race State	Finished

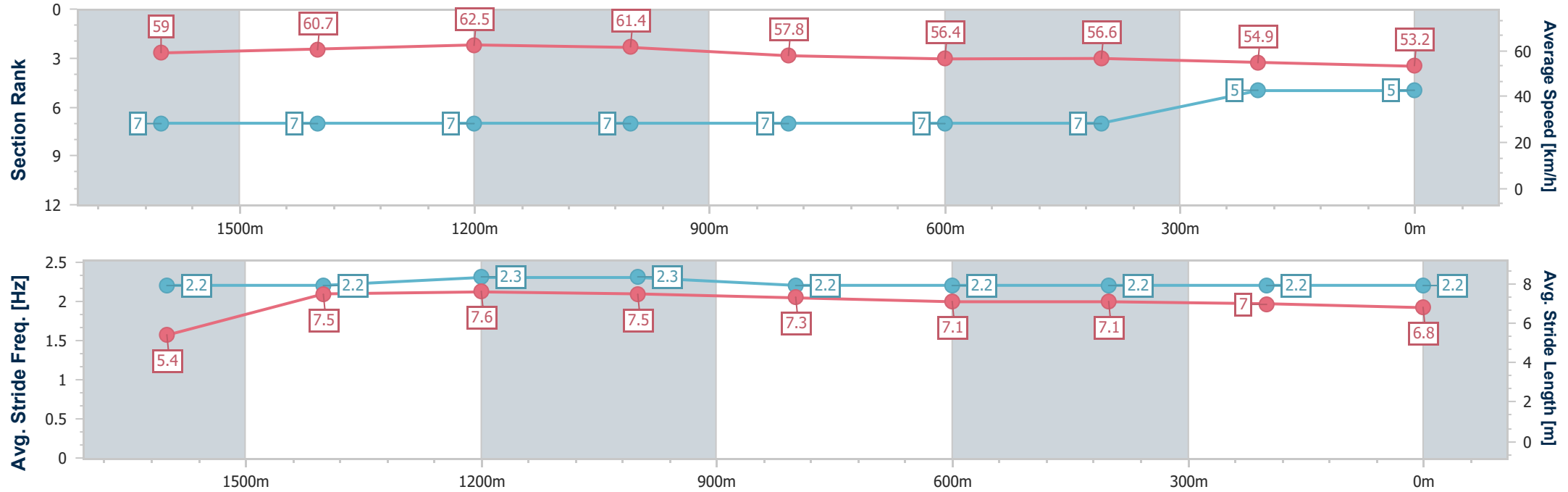


ToowoombaProfessional  
Race 5: Gerry Brown's Shelving and Storage BENCHMARK 60  
Handicap - 1890m  
14 February 2026 - 18:34



Track Rating: Heavy 8, Weather: Showers, Rail Position: +3m Entire

Section	Overall	1600m	1400m	1200m	1000m	800m	600m	400m	200m				
Section Times	2:04.81 [5] (0:24.33)	1:40.48 [7] (0:11.88)	1:28.60 [7] (0:11.69)	1:16.91 [7] (0:11.76)	1:05.15 [7] (0:12.66)	0:52.49 [7] (0:12.93)	0:39.56 [7] (0:12.90)	0:26.66 [7] (0:13.20)	0:13.46 [5] (0:13.46)				
Average Speed [km/h]	59.0	60.7	62.5	61.4	57.8	56.4	56.6	54.9	53.2				
Top Speed [km/h]	61.6	62.4	63.9	63.7	59.4	57.5	57.7	55.4	54.2				
Avg. Dist. to Rail [m]	3.7	1.2	2.3	4.0	4.2	3.6	2.4	2.4	2.7				
Avg. Stride Freq. [Hz]	2.2	2.2	2.3	2.3	2.2	2.2	2.2	2.2	2.2				
Avg. Stride Length [m]	5.4	7.5	7.6	7.5	7.3	7.1	7.1	7.0	6.8				





Horse/Jockey Name	Going To The Sun
Final Rank	6
Fastest Section Time (Section)	0:11.66 (1400m)
Top Speed [km/h] (Section)	63.0 (1400m)
Race State	Finished

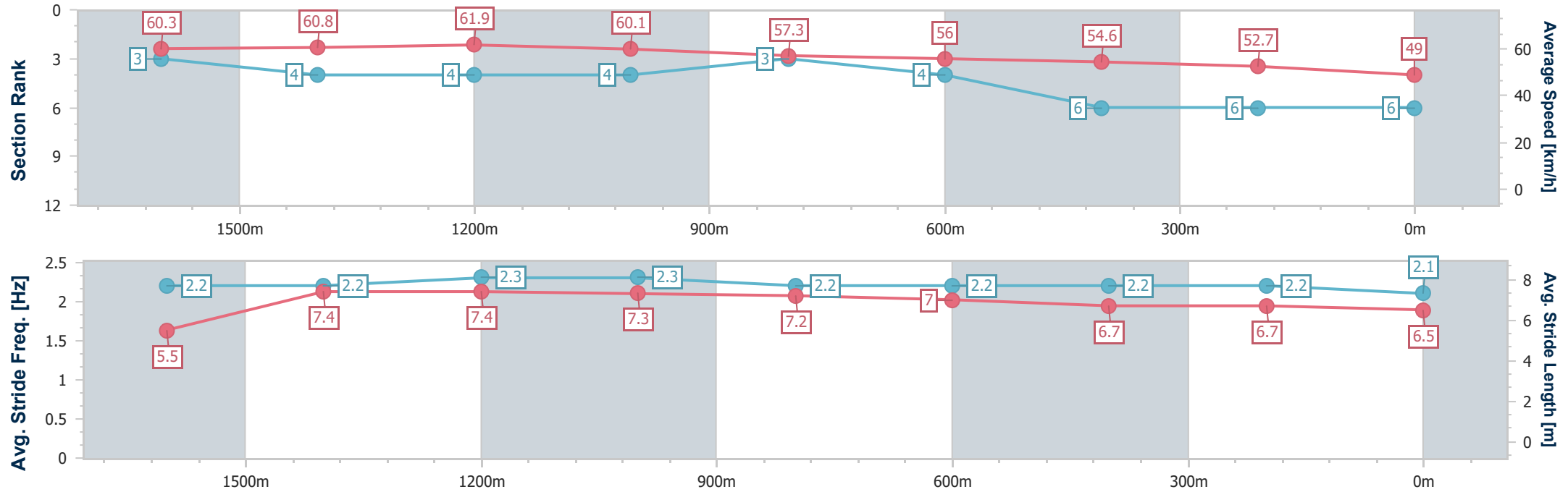


ToowoombaProfessional  
Race 5: Gerry Brown's Shelving and Storage BENCHMARK 60  
Handicap - 1890m  
14 February 2026 - 18:34



Track Rating: Heavy 8, Weather: Showers, Rail Position: +3m Entire

Section	Overall	1600m	1400m	1200m	1000m	800m	600m	400m	200m				
Section Times	2:06.06 [6] (0:23.34)	1:42.72 [3] (0:11.83)	1:30.89 [4] (0:11.66)	1:19.23 [4] (0:11.99)	1:07.24 [4] (0:12.65)	0:54.59 [3] (0:12.99)	0:41.60 [4] (0:13.33)	0:28.27 [6] (0:13.67)	0:14.60 [6] (0:14.60)				
Average Speed [km/h]	60.3	60.8	61.9	60.1	57.3	56.0	54.6	52.7	49.0				
Top Speed [km/h]	61.6	63.0	63.0	61.1	59.4	56.7	56.1	53.3	52.4				
Avg. Dist. to Rail [m]	3.6	0.5	0.3	1.0	1.6	3.1	2.0	0.5	1.0				
Avg. Stride Freq. [Hz]	2.2	2.2	2.3	2.3	2.2	2.2	2.2	2.2	2.1				
Avg. Stride Length [m]	5.5	7.4	7.4	7.3	7.2	7.0	6.7	6.7	6.5				





Horse/Jockey Name	Mazita
Final Rank	7
Fastest Section Time (Section)	0:10.98 (1600m)
Top Speed [km/h] (Section)	66.8 (Overall)
Race State	Finished



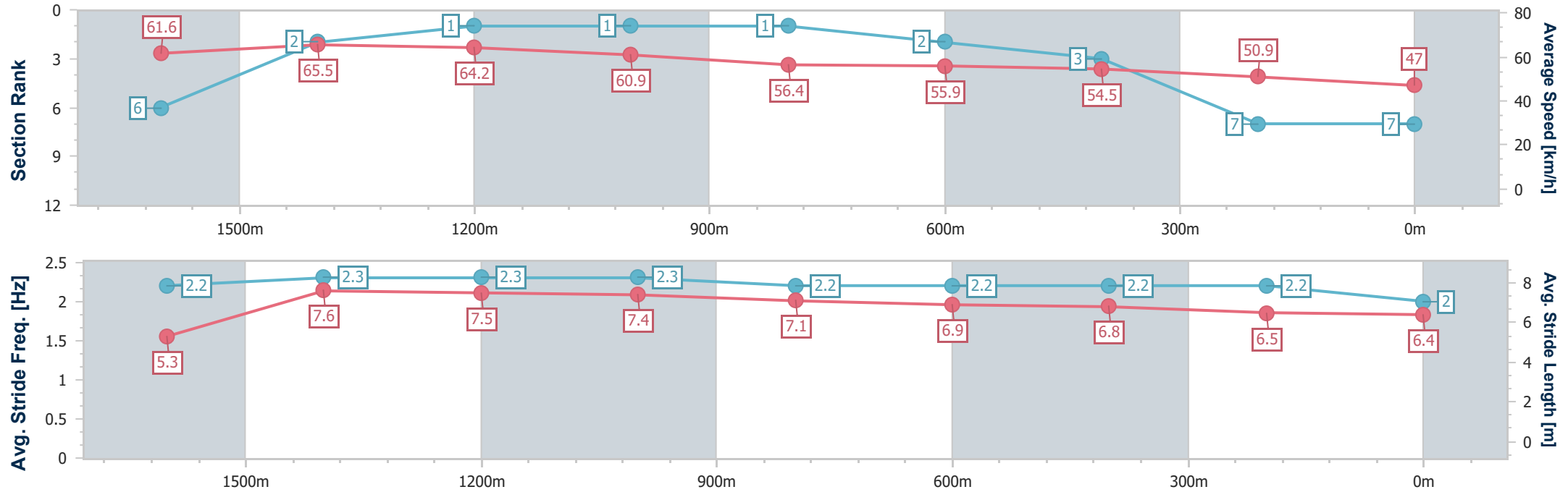
ToowoombaProfessional  
Race 5: Gerry Brown's Shelving and Storage BENCHMARK 60  
Handicap - 1890m



14 February 2026 - 18:34

Track Rating: Heavy 8, Weather: Showers, Rail Position: +3m Entire

Section	Overall	1600m	1400m	1200m	1000m	800m	600m	400m	200m				
Section Times	2:06.70 [7] (0:23.92)	1:42.78 [6] (0:10.98)	1:31.80 [2] (0:11.29)	1:20.51 [1] (0:11.88)	1:08.63 [1] (0:12.95)	0:55.68 [1] (0:13.06)	0:42.62 [2] (0:13.32)	0:29.30 [3] (0:14.07)	0:15.23 [7] (0:15.23)				
Average Speed [km/h]	61.6	65.5	64.2	60.9	56.4	55.9	54.5	50.9	47.0				
Top Speed [km/h]	66.8	66.7	65.3	63.2	58.1	56.7	56.5	52.7	49.6				
Avg. Dist. to Rail [m]	4.2	0.4	1.3	3.5	3.9	4.0	1.6	1.6	2.1				
Avg. Stride Freq. [Hz]	2.2	2.3	2.3	2.3	2.2	2.2	2.2	2.2	2.0				
Avg. Stride Length [m]	5.3	7.6	7.5	7.4	7.1	6.9	6.8	6.5	6.4				





# Toowoomba Professional

## Race 6: Better Lawyer Group Maiden Handicap - 1890m

14 February 2026 - 19:13



Track Rating: Heavy 10, Weather: Showers, Rail Position: +3m Entire

Section						Overall	1600m	1400m	1200m	1000m	800m	600m	Last 600m		
Field Times						2:03.92 (0:22.19)	1:41.73 (0:11.30)	1:30.43 (0:11.88)	1:18.55 (0:12.50)	1:06.05 (0:13.47)	0:52.58 (0:13.46)	0:39.12 (0:12.93)	0:39.12		
Rank	TAB	Horse/Jockey	Barrier	Top Speed [km/h]	Fastest Section									Distance Travelled [m]	
1	3	MICHIFUKU	9	65.8	0:11.28	2:03.92 [1]	1:41.41 [2]	1:30.13 [3]	1:18.24 [3]	1:05.79 [3]	0:52.50 [2]	0:39.12 [1]	0:39.12		
		Stacey Callow		Overall	1600m	(0:22.51)	(0:11.28)	(0:11.89)	(0:12.45)	(0:13.29)	(0:13.38)	(0:12.93)			
2	6	JAMCART	3	66.0	0:11.28	2:05.68 [2]	1:43.01 [5]	1:31.73 [5]	1:19.82 [5]	1:07.39 [4]	0:54.11 [4]	0:40.67 [3]	0:40.67 +7		
		Damien Boche		1600m	1600m	(0:22.67)	(0:11.28)	(0:11.91)	(0:12.43)	(0:13.28)	(0:13.44)	(0:13.51)			
3	5	I'M SO ELEGANT	4	63.0	0:11.69	2:05.85 [3]	1:42.36 [10]	1:30.67 [10]	1:18.71 [10]	1:06.30 [10]	0:53.35 [8]	0:39.90 [9]	0:39.90 +2		
		Gary Geran		Overall	1600m	(0:23.49)	(0:11.69)	(0:11.96)	(0:12.41)	(0:12.95)	(0:13.45)	(0:13.29)			
4	8	PELLINOR	2	63.9	0:11.65	2:06.17 [4]	1:43.26 [6]	1:31.61 [6]	1:19.83 [6]	1:07.45 [6]	0:54.28 [6]	0:40.75 [5]	0:40.75 +7		
		Harrison Shaw		Overall	1600m	(0:22.91)	(0:11.65)	(0:11.78)	(0:12.38)	(0:13.17)	(0:13.53)	(0:13.40)			
5	11	LOVE AIN'T FREE	5	66.4	0:11.30	2:06.61 [5]	1:44.42 [1]	1:33.12 [1]	1:21.24 [1]	1:08.74 [1]	0:55.27 [1]	0:41.74 [2]	0:41.74 -2		
		Hannah Richardson		Overall	1600m	(0:22.19)	(0:11.30)	(0:11.88)	(0:12.50)	(0:13.47)	(0:13.53)	(0:13.36)			
6	9	MISS CHAMONIX	1	63.1	0:11.65	2:07.10 [6]	1:43.96 [7]	1:32.31 [8]	1:20.28 [8]	1:08.03 [7]	0:54.99 [7]	0:41.74 [4]	0:41.74 +3		
		Olivia Kendal		1600m	1600m	(0:23.14)	(0:11.65)	(0:12.03)	(0:12.25)	(0:13.04)	(0:13.25)	(0:13.08)			
7	12	IRISH ACCOLADE	8	63.7	0:11.65	2:07.21 [7]	1:43.81 [9]	1:32.16 [9]	1:20.16 [9]	1:07.78 [9]	0:54.64 [9]	0:41.39 [8]	0:41.39 +9		
		Nozi Tomizawa		Overall	1600m	(0:23.40)	(0:11.65)	(0:12.00)	(0:12.38)	(0:13.14)	(0:13.25)	(0:13.28)			
8	4	BELLE FRANCAIS	7	64.5	0:11.52	2:07.30 [8]	1:44.05 [8]	1:32.53 [7]	1:20.61 [7]	1:08.10 [8]	0:54.73 [10]	0:41.18 [10]	0:41.18 +11		
		Kenji Yoshida		1600m	1600m	(0:23.25)	(0:11.52)	(0:11.92)	(0:12.51)	(0:13.37)	(0:13.55)	(0:13.59)			
9	1	JUST BEAUTY	6	64.9	0:11.25	2:08.39 [9]	1:45.84 [3]	1:34.59 [4]	1:22.54 [4]	1:10.05 [5]	0:56.55 [5]	0:42.90 [6]	0:42.90 -1		
		Les Tilley		1600m	1600m	(0:22.55)	(0:11.25)	(0:12.05)	(0:12.49)	(0:13.50)	(0:13.65)	(0:13.80)			
10	10	I'M THAT GUY	10	66.6	0:11.07	2:12.32 [10]	1:49.66 [4]	1:38.59 [2]	1:26.79 [2]	1:14.33 [2]	1:00.86 [3]	0:46.56 [7]	0:46.56 +10		
		Montanna Savva		Overall	1600m	(0:22.66)	(0:11.07)	(0:11.80)	(0:12.46)	(0:13.47)	(0:14.30)	(0:15.09)			

Scratched: Argent Emphyrean (#2), Rubos (#13), Our Esprit (#14), Holler Dash (#7)

Report Created: Sat 14 February 2026 19:34 GMT+ (Note: Timing is based on position data)

Page 1/12

[ ] Ranking at each section and finish  
-:-:- No data available at this section  
NA No data available

SCN Saddle cloth number  
DNF Did not finish  
DNT Did not track

data processed by  TRIPLESDATA



# Toowoomba Professional

## Race 6: Better Lawyer Group Maiden Handicap - 1890m

14 February 2026 - 19:13



Track Rating: Heavy 10, Weather: Showers, Rail Position: +3m Entire

Section						400m	200m			Last 600m		
Field Times						0:26.19 (0:13.30)	0:12.89 (0:12.89)			0:39.12		
Rank	TAB	Horse/Jockey	Barrier	Top Speed [km/h]	Fastest Section			Margin			Distance Travelled [m]	
1	3	MICHIFUKU	9	65.8	0:11.28	0:26.19 [1]	0:12.89 [1]	2:03.92			0:39.12	
		Stacey Callow		Overall	1600m	(0:13.30)	(0:12.89)					
2	6	JAMCART	3	66.0	0:11.28	0:27.16 [4]	0:13.62 [2]	10.38L			0:40.67	+7
		Damien Boche		1600m	1600m	(0:13.54)	(0:13.62)					
3	5	I'M SO ELEGANT	4	63.0	0:11.69	0:26.61 [7]	0:12.97 [6]	11.35L			0:39.90	+2
		Gary Geran		Overall	1600m	(0:13.64)	(0:12.97)					
4	8	PELLINOR	2	63.9	0:11.65	0:27.35 [5]	0:13.66 [5]	13.26L			0:40.75	+7
		Harrison Shaw		Overall	1600m	(0:13.69)	(0:13.66)					
5	11	LOVE AIN'T FREE	5	66.4	0:11.30	0:28.38 [2]	0:14.38 [3]	15.85L			0:41.74	-2
		Hannah Richardson		Overall	1600m	(0:14.00)	(0:14.38)					
6	9	MISS CHAMONIX	1	63.1	0:11.65	0:28.66 [3]	0:14.82 [4]	18.74L			0:41.74	+3
		Olivia Kendal		1600m	1600m	(0:13.84)	(0:14.82)					
7	12	IRISH ACCOLADE	8	63.7	0:11.65	0:28.11 [6]	0:14.27 [7]	19.36L			0:41.39	+9
		Nozi Tomizawa		Overall	1600m	(0:13.84)	(0:14.27)					
8	4	BELLE FRANCAIS	7	64.5	0:11.52	0:27.59 [9]	0:13.78 [9]	19.89L			0:41.18	+11
		Kenji Yoshida		1600m	1600m	(0:13.81)	(0:13.78)					
9	1	JUST BEAUTY	6	64.9	0:11.25	0:29.10 [8]	0:15.16 [8]	26.3L			0:42.90	-1
		Les Tilley		1600m	1600m	(0:13.94)	(0:15.16)					
10	10	I'M THAT GUY	10	66.6	0:11.07	0:31.47 [10]	0:15.78 [10]	49.4L			0:46.56	+10
		Montanna Savva		Overall	1600m	(0:15.69)	(0:15.78)					

Scratched: Argent Emphyrean (#2), Rubos (#13), Our Esprit (#14), Holler Dash (#7)

Report Created: Sat 14 February 2026 19:34 GMT+ (Note: Timing is based on position data)

Page 2/12

[ ] Ranking at each section and finish  
 -:-:- No data available at this section  
 NA No data available

SCN Saddle cloth number  
 DNF Did not finish  
 DNT Did not track

data processed by TRIPLESDATA



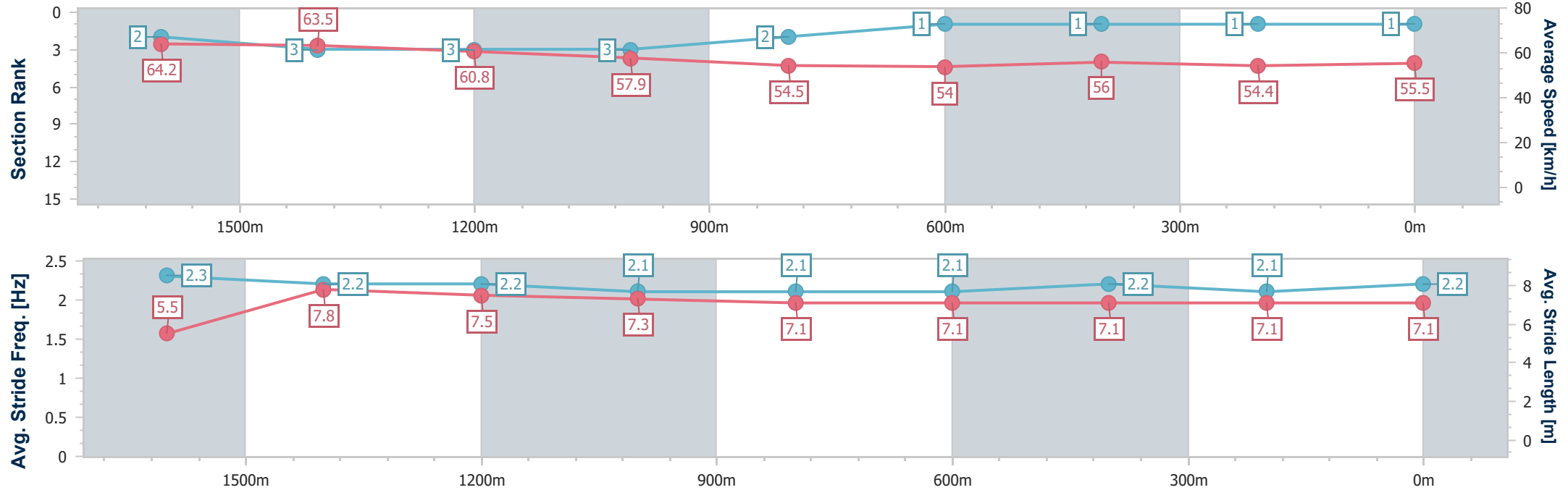
Horse/Jockey Name	Michifuku
Final Rank	1
Fastest Section Time (Section)	0:11.28 (1600m)
Top Speed [km/h] (Section)	65.8 (Overall)
Race State	Finished



ToowoombaProfessional  
Race 6: Better Lawyer Group Maiden Handicap - 1890m  
14 February 2026 - 19:13  
Track Rating: Heavy 10, Weather: Showers, Rail Position: +3m  
Entire



Section	Overall	1600m	1400m	1200m	1000m	800m	600m	400m	200m				
Section Times	2:03.92 [1] (0:22.51)	1:41.41 [2] (0:11.28)	1:30.13 [3] (0:11.89)	1:18.24 [3] (0:12.45)	1:05.79 [3] (0:13.29)	0:52.50 [2] (0:13.38)	0:39.12 [1] (0:12.93)	0:26.19 [1] (0:13.30)	0:12.89 [1] (0:12.89)				
Average Speed [km/h]	64.2	63.5	60.8	57.9	54.5	54.0	56.0	54.4	55.5				
Top Speed [km/h]	65.8	65.3	64.2	59.7	55.5	56.3	57.3	55.4	56.6				
Avg. Dist. to Rail [m]	5.6	1.4	0.7	1.6	1.6	1.4	1.0	1.3	1.3				
Avg. Stride Freq. [Hz]	2.3	2.2	2.2	2.1	2.1	2.1	2.2	2.1	2.2				
Avg. Stride Length [m]	5.5	7.8	7.5	7.3	7.1	7.1	7.1	7.1	7.1				



[ ] Ranking at each section and finish  
- - - - No data available at this section  
NA No data available



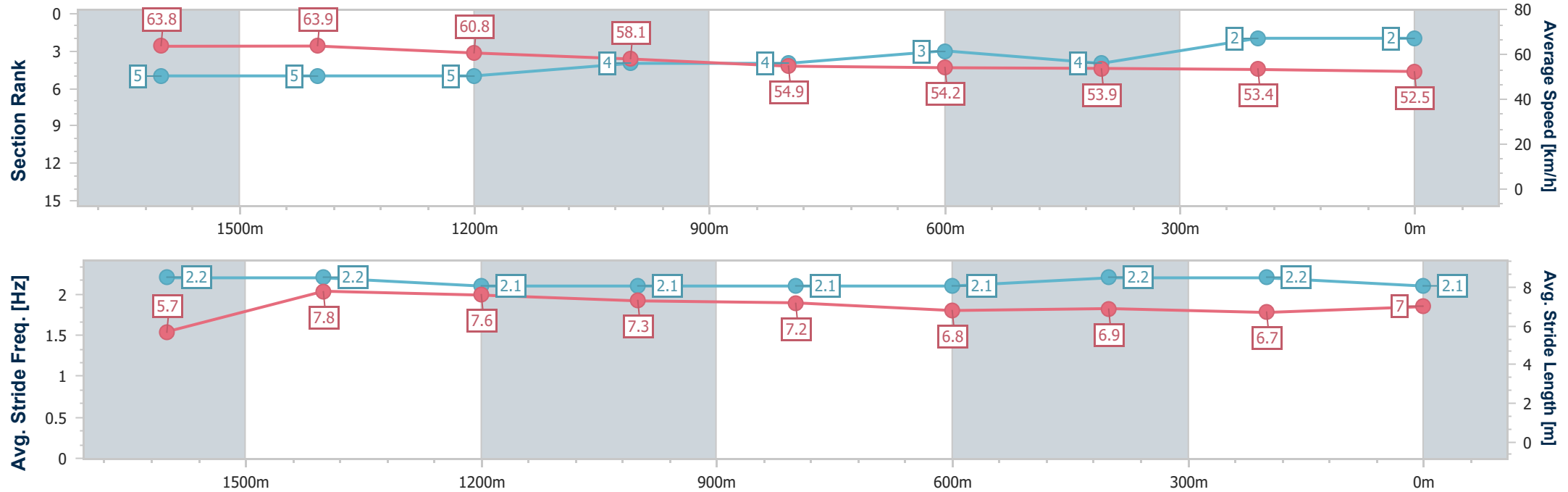
Horse/Jockey Name	Jamcart
Final Rank	2
Fastest Section Time (Section)	0:11.28 (1600m)
Top Speed [km/h] (Section)	66.0 (1600m)
Race State	Finished



ToowoombaProfessional  
Race 6: Better Lawyer Group Maiden Handicap - 1890m  
14 February 2026 - 19:13  
Track Rating: Heavy 10, Weather: Showers, Rail Position: +3m  
Entire



Section	Overall	1600m	1400m	1200m	1000m	800m	600m	400m	200m				
Section Times	2:05.68 [2] (0:22.67)	1:43.01 [5] (0:11.28)	1:31.73 [5] (0:11.91)	1:19.82 [5] (0:12.43)	1:07.39 [4] (0:13.28)	0:54.11 [4] (0:13.44)	0:40.67 [3] (0:13.51)	0:27.16 [4] (0:13.54)	0:13.62 [2] (0:13.62)				
Average Speed [km/h]	63.8	63.9	60.8	58.1	54.9	54.2	53.9	53.4	52.5				
Top Speed [km/h]	65.8	66.0	65.0	59.1	56.4	54.7	54.5	53.8	53.5				
Avg. Dist. to Rail [m]	4.2	0.8	1.3	3.4	3.9	3.8	2.4	1.2	0.5				
Avg. Stride Freq. [Hz]	2.2	2.2	2.1	2.1	2.1	2.1	2.2	2.2	2.1				
Avg. Stride Length [m]	5.7	7.8	7.6	7.3	7.2	6.8	6.9	6.7	7.0				



[ ] Ranking at each section and finish  
- - - - No data available at this section  
NA No data available



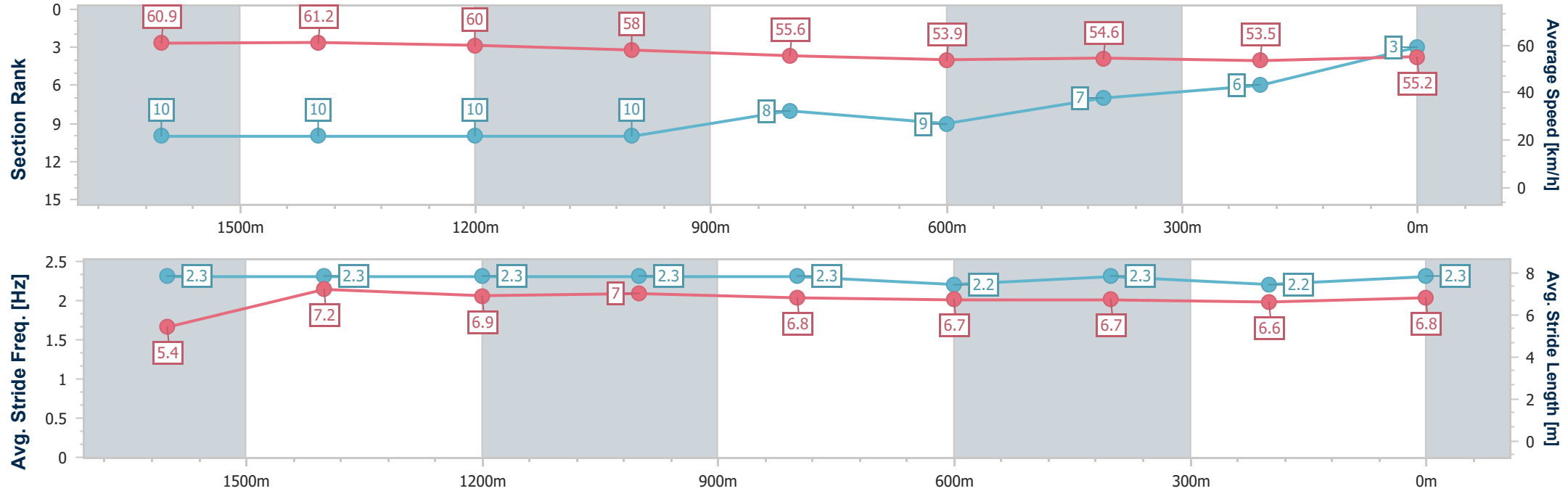
Horse/Jockey Name	I'm So Elegant
Final Rank	3
Fastest Section Time (Section)	0:11.69 (1600m)
Top Speed [km/h] (Section)	63.0 (Overall)
Race State	Finished



ToowoombaProfessional  
Race 6: Better Lawyer Group Maiden Handicap - 1890m  
14 February 2026 - 19:13  
Track Rating: Heavy 10, Weather: Showers, Rail Position: +3m  
Entire



Section	Overall	1600m	1400m	1200m	1000m	800m	600m	400m	200m				
Section Times	2:05.85 [3] (0:23.49)	1:42.36 [10] (0:11.69)	1:30.67 [10] (0:11.96)	1:18.71 [10] (0:12.41)	1:06.30 [10] (0:12.95)	0:53.35 [8] (0:13.45)	0:39.90 [9] (0:13.29)	0:26.61 [7] (0:13.64)	0:12.97 [6] (0:12.97)				
Average Speed [km/h]	60.9	61.2	60.0	58.0	55.6	53.9	54.6	53.5	55.2				
Top Speed [km/h]	63.0	62.5	62.3	58.9	57.6	55.8	56.0	54.6	56.0				
Avg. Dist. to Rail [m]	4.7	1.6	0.8	1.6	1.1	2.3	2.3	4.0	5.7				
Avg. Stride Freq. [Hz]	2.3	2.3	2.3	2.3	2.3	2.2	2.3	2.2	2.3				
Avg. Stride Length [m]	5.4	7.2	6.9	7.0	6.8	6.7	6.7	6.6	6.8				





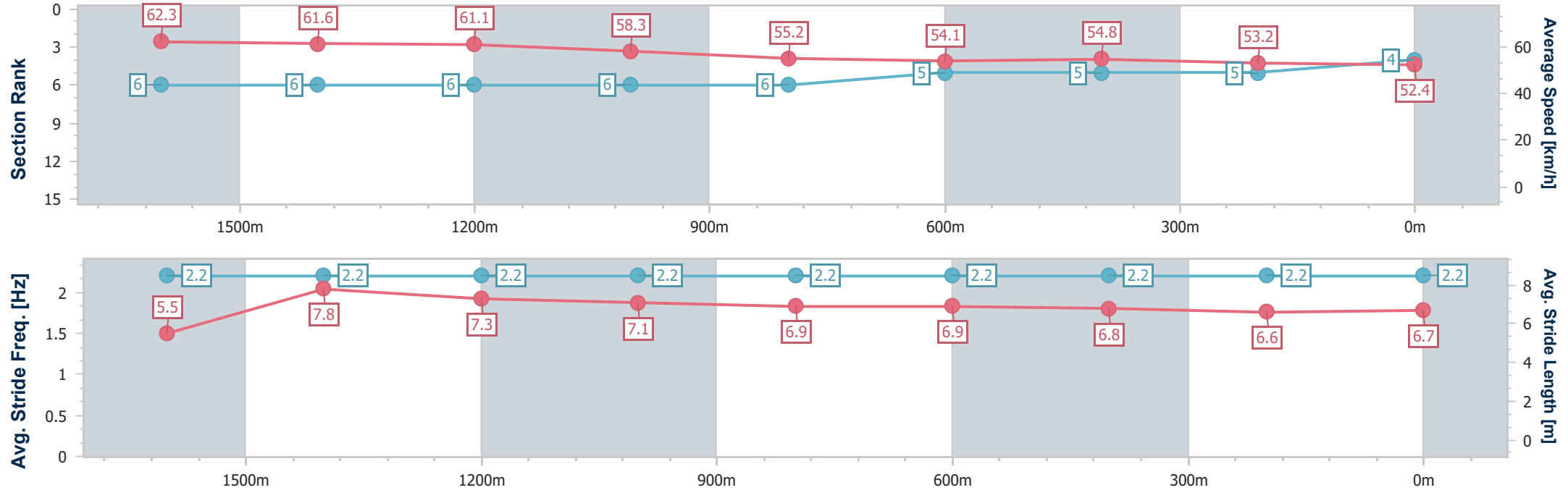
Horse/Jockey Name	Pellinor
Final Rank	4
Fastest Section Time (Section)	0:11.65 (1600m)
Top Speed [km/h] (Section)	63.9 (Overall)
Race State	Finished



ToowoombaProfessional  
Race 6: Better Lawyer Group Maiden Handicap - 1890m  
14 February 2026 - 19:13  
Track Rating: Heavy 10, Weather: Showers, Rail Position: +3m  
Entire



Section	Overall	1600m	1400m	1200m	1000m	800m	600m	400m	200m				
Section Times	2:06.17 [4] (0:22.91)	1:43.26 [6] (0:11.65)	1:31.61 [6] (0:11.78)	1:19.83 [6] (0:12.38)	1:07.45 [6] (0:13.17)	0:54.28 [6] (0:13.53)	0:40.75 [5] (0:13.40)	0:27.35 [5] (0:13.69)	0:13.66 [5] (0:13.66)				
Average Speed [km/h]	62.3	61.6	61.1	58.3	55.2	54.1	54.8	53.2	52.4				
Top Speed [km/h]	63.9	63.8	62.7	59.1	57.5	55.0	55.7	54.5	53.7				
Avg. Dist. to Rail [m]	4.3	0.5	0.7	1.5	2.5	4.4	4.1	3.2	2.4				
Avg. Stride Freq. [Hz]	2.2	2.2	2.2	2.2	2.2	2.2	2.2	2.2	2.2				
Avg. Stride Length [m]	5.5	7.8	7.3	7.1	6.9	6.9	6.8	6.6	6.7				



[ ] Ranking at each section and finish  
-.-.- No data available at this section  
NA No data available



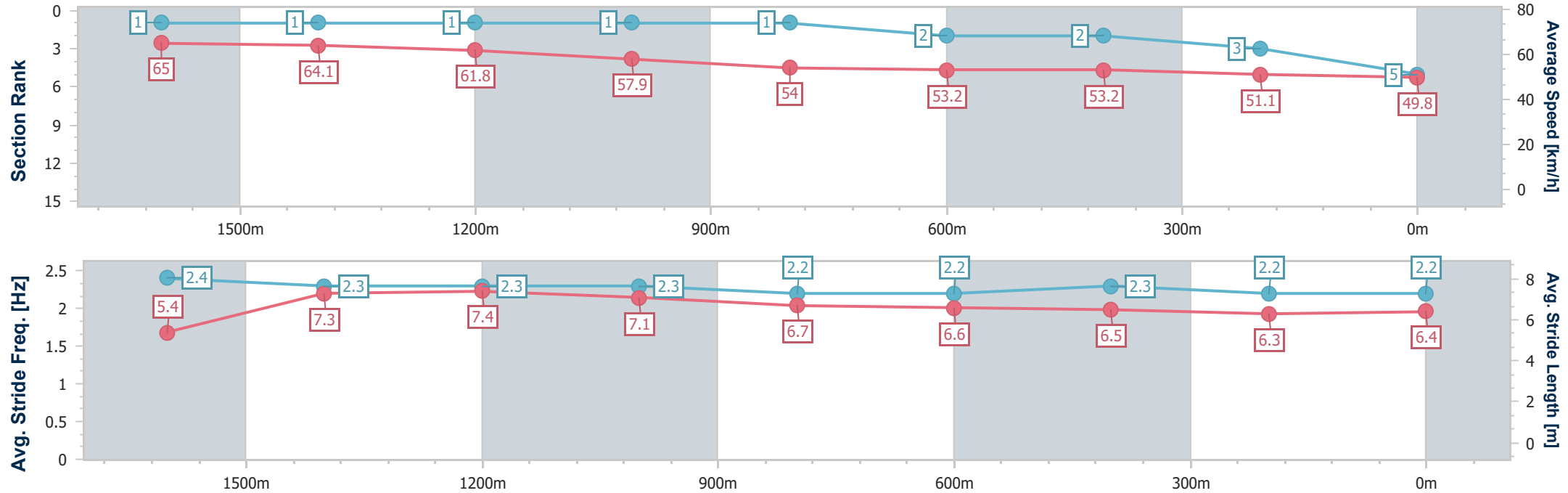
Horse/Jockey Name	Love Ain't Free
Final Rank	5
Fastest Section Time (Section)	0:11.30 (1600m)
Top Speed [km/h] (Section)	66.4 (Overall)
Race State	Finished



ToowoombaProfessional  
Race 6: Better Lawyer Group Maiden Handicap - 1890m  
14 February 2026 - 19:13  
Track Rating: Heavy 10, Weather: Showers, Rail Position: +3m  
Entire



Section	Overall	1600m	1400m	1200m	1000m	800m	600m	400m	200m				
Section Times	2:06.61 [5] (0:22.19)	1:44.42 [1] (0:11.30)	1:33.12 [1] (0:11.88)	1:21.24 [1] (0:12.50)	1:08.74 [1] (0:13.47)	0:55.27 [1] (0:13.53)	0:41.74 [2] (0:13.36)	0:28.38 [2] (0:14.00)	0:14.38 [3] (0:14.38)				
Average Speed [km/h]	65.0	64.1	61.8	57.9	54.0	53.2	53.2	51.1	49.8				
Top Speed [km/h]	66.4	66.1	64.2	59.7	55.6	54.1	54.6	51.9	50.7				
Avg. Dist. to Rail [m]	4.6	1.4	3.6	4.0	2.8	0.5	2.2	1.7	2.9				
Avg. Stride Freq. [Hz]	2.4	2.3	2.3	2.3	2.2	2.2	2.3	2.2	2.2				
Avg. Stride Length [m]	5.4	7.3	7.4	7.1	6.7	6.6	6.5	6.3	6.4				





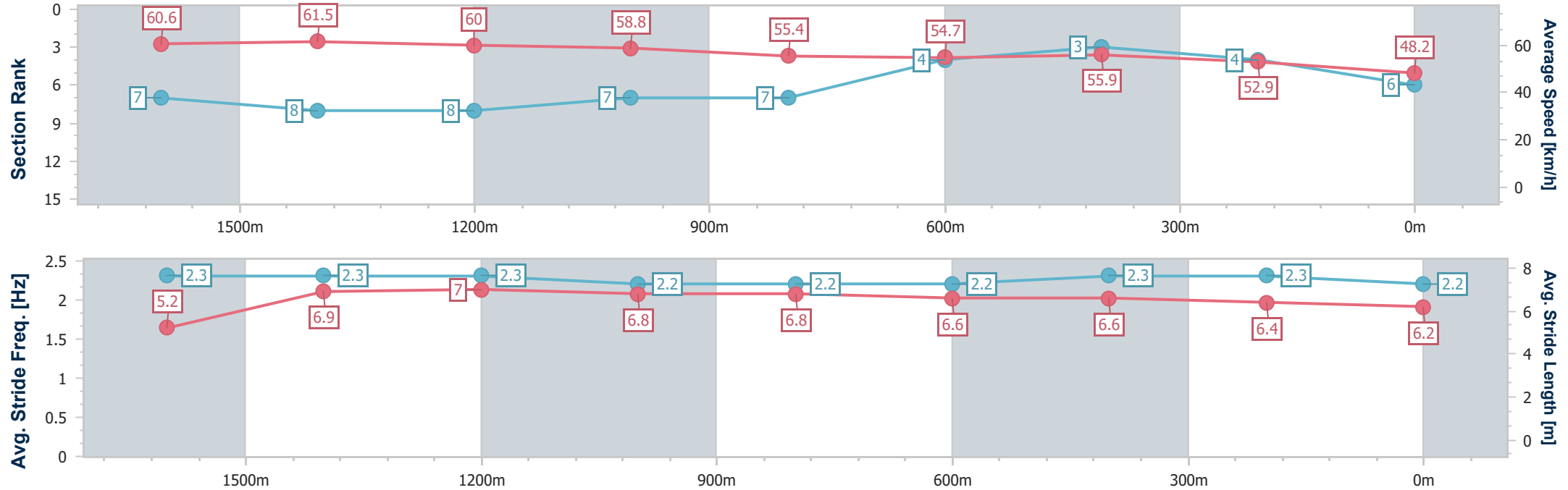
Horse/Jockey Name	Miss Chamonix
Final Rank	6
Fastest Section Time (Section)	0:11.65 (1600m)
Top Speed [km/h] (Section)	63.1 (1600m)
Race State	Finished



ToowoombaProfessional  
Race 6: Better Lawyer Group Maiden Handicap - 1890m  
14 February 2026 - 19:13  
Track Rating: Heavy 10, Weather: Showers, Rail Position: +3m  
Entire



Section	Overall	1600m	1400m	1200m	1000m	800m	600m	400m	200m				
Section Times	2:07.10 [6] (0:23.14)	1:43.96 [7] (0:11.65)	1:32.31 [8] (0:12.03)	1:20.28 [8] (0:12.25)	1:08.03 [7] (0:13.04)	0:54.99 [7] (0:13.25)	0:41.74 [4] (0:13.08)	0:28.66 [3] (0:13.84)	0:14.82 [4] (0:14.82)				
Average Speed [km/h]	60.6	61.5	60.0	58.8	55.4	54.7	55.9	52.9	48.2				
Top Speed [km/h]	63.0	63.1	62.3	59.9	58.3	56.2	56.9	54.5	50.6				
Avg. Dist. to Rail [m]	4.5	0.6	0.6	1.4	1.8	2.0	3.3	4.9	6.0				
Avg. Stride Freq. [Hz]	2.3	2.3	2.3	2.2	2.2	2.2	2.3	2.3	2.2				
Avg. Stride Length [m]	5.2	6.9	7.0	6.8	6.8	6.6	6.6	6.4	6.2				





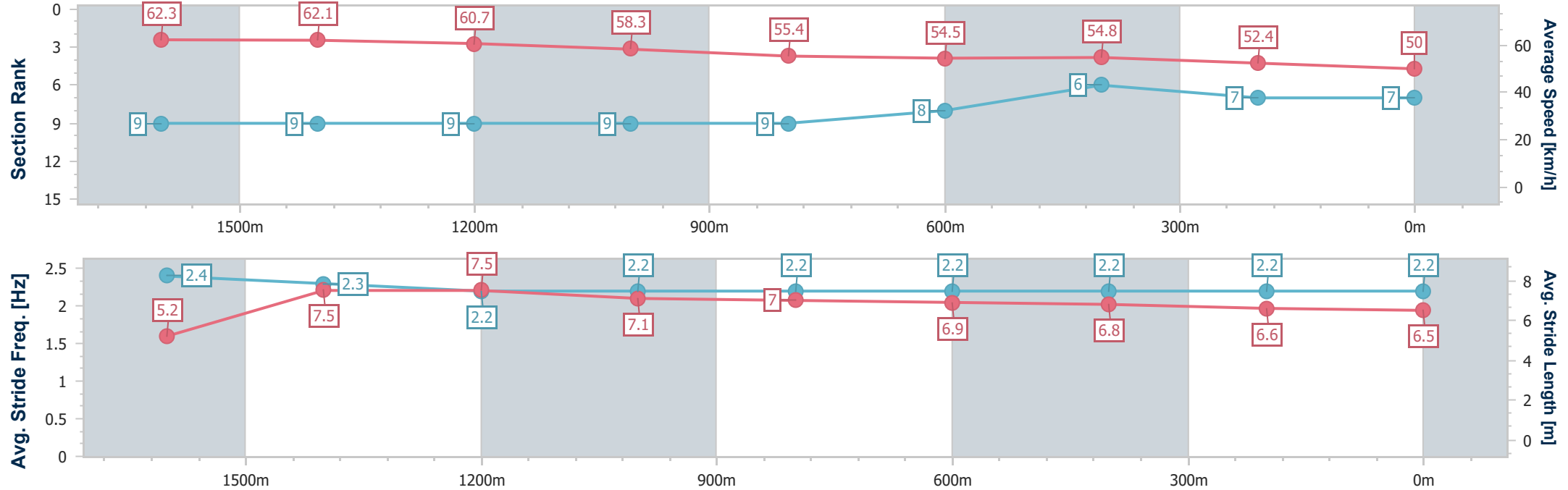
Horse/Jockey Name	Irish Accolade
Final Rank	7
Fastest Section Time (Section)	0:11.65 (1600m)
Top Speed [km/h] (Section)	63.7 (Overall)
Race State	Finished



ToowoombaProfessional  
Race 6: Better Lawyer Group Maiden Handicap - 1890m  
14 February 2026 - 19:13  
Track Rating: Heavy 10, Weather: Showers, Rail Position: +3m  
Entire



Section	Overall	1600m	1400m	1200m	1000m	800m	600m	400m	200m				
Section Times	2:07.21 [7] (0:23.40)	1:43.81 [9] (0:11.65)	1:32.16 [9] (0:12.00)	1:20.16 [9] (0:12.38)	1:07.78 [9] (0:13.14)	0:54.64 [9] (0:13.25)	0:41.39 [8] (0:13.28)	0:28.11 [6] (0:13.84)	0:14.27 [7] (0:14.27)				
Average Speed [km/h]	62.3	62.1	60.7	58.3	55.4	54.5	54.8	52.4	50.0				
Top Speed [km/h]	63.7	63.0	62.9	60.1	57.9	55.9	55.9	53.9	51.7				
Avg. Dist. to Rail [m]	5.6	2.1	2.7	3.0	3.1	2.3	2.3	2.8	4.0				
Avg. Stride Freq. [Hz]	2.4	2.3	2.2	2.2	2.2	2.2	2.2	2.2	2.2				
Avg. Stride Length [m]	5.2	7.5	7.5	7.1	7.0	6.9	6.8	6.6	6.5				





Horse/Jockey Name	Belle Francais
Final Rank	8
Fastest Section Time (Section)	0:11.52 (1600m)
Top Speed [km/h] (Section)	64.5 (1600m)
Race State	Finished



ToowoombaProfessional

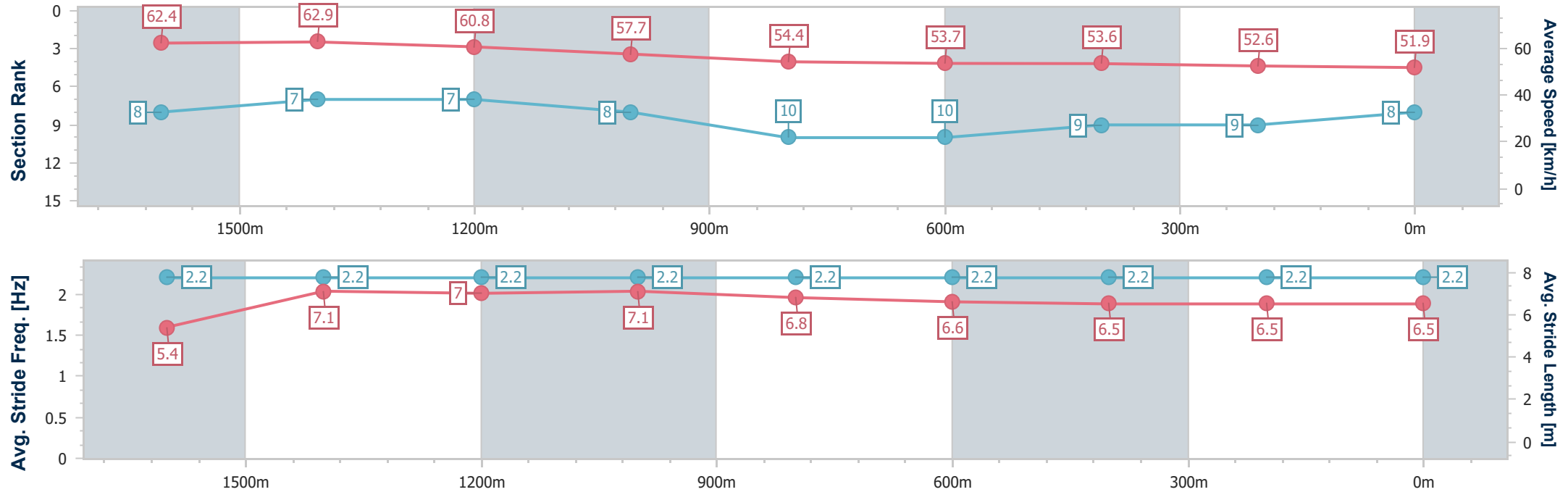
Race 6: Better Lawyer Group Maiden Handicap - 1890m

14 February 2026 - 19:13

Track Rating: Heavy 10, Weather: Showers, Rail Position: +3m  
Entire



Section	Overall	1600m	1400m	1200m	1000m	800m	600m	400m	200m				
Section Times	2:07.30 [8] (0:23.25)	1:44.05 [8] (0:11.52)	1:32.53 [7] (0:11.92)	1:20.61 [7] (0:12.51)	1:08.10 [8] (0:13.37)	0:54.73 [10] (0:13.55)	0:41.18 [10] (0:13.59)	0:27.59 [9] (0:13.81)	0:13.78 [9] (0:13.78)				
Average Speed [km/h]	62.4	62.9	60.8	57.7	54.4	53.7	53.6	52.6	51.9				
Top Speed [km/h]	64.2	64.5	63.4	59.6	57.4	54.4	54.8	53.3	53.0				
Avg. Dist. to Rail [m]	7.7	0.8	1.7	2.9	3.1	2.7	2.6	3.1	4.1				
Avg. Stride Freq. [Hz]	2.2	2.2	2.2	2.2	2.2	2.2	2.2	2.2	2.2				
Avg. Stride Length [m]	5.4	7.1	7.0	7.1	6.8	6.6	6.5	6.5	6.5				





Horse/Jockey Name	Just Beauty
Final Rank	9
Fastest Section Time (Section)	0:11.25 (1600m)
Top Speed [km/h] (Section)	64.9 (1600m)
Race State	Finished



ToowoombaProfessional

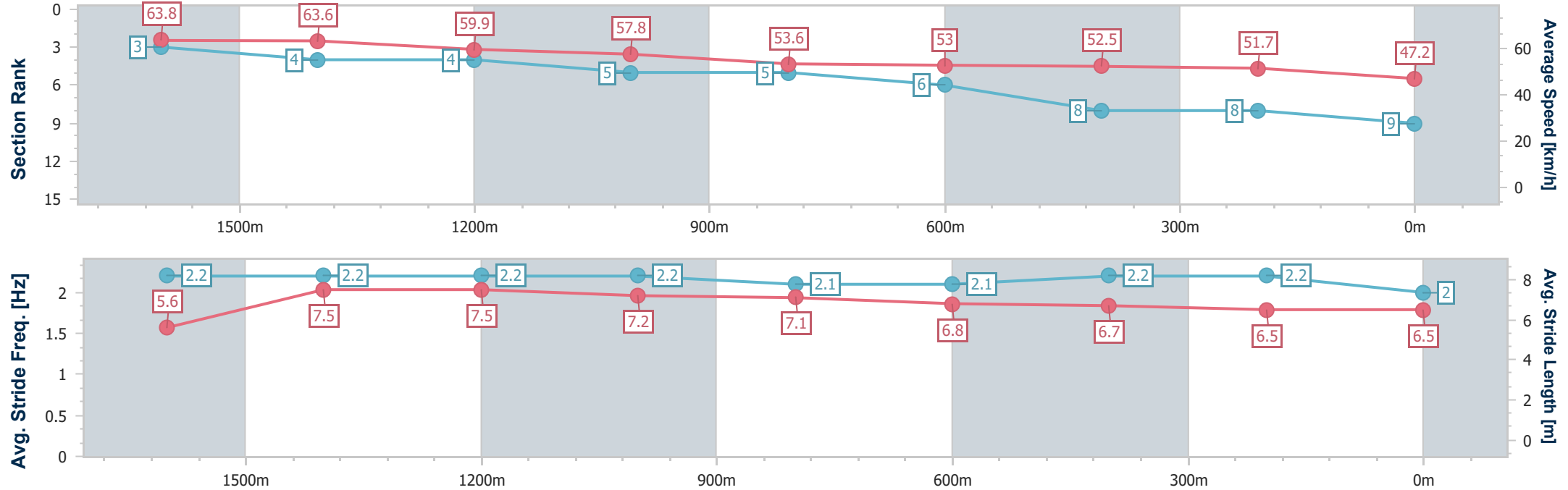
Race 6: Better Lawyer Group Maiden Handicap - 1890m

14 February 2026 - 19:13

Track Rating: Heavy 10, Weather: Showers, Rail Position: +3m  
Entire



Section	Overall	1600m	1400m	1200m	1000m	800m	600m	400m	200m				
Section Times	2:08.39 [9] (0:22.55)	1:45.84 [3] (0:11.25)	1:34.59 [4] (0:12.05)	1:22.54 [4] (0:12.49)	1:10.05 [5] (0:13.50)	0:56.55 [5] (0:13.65)	0:42.90 [6] (0:13.80)	0:29.10 [8] (0:13.94)	0:15.16 [8] (0:15.16)				
Average Speed [km/h]	63.8	63.6	59.9	57.8	53.6	53.0	52.5	51.7	47.2				
Top Speed [km/h]	64.9	64.9	63.5	59.6	55.5	53.6	53.6	52.3	50.7				
Avg. Dist. to Rail [m]	5.3	1.1	1.3	2.7	1.7	1.5	1.4	0.8	1.8				
Avg. Stride Freq. [Hz]	2.2	2.2	2.2	2.2	2.1	2.1	2.2	2.2	2.0				
Avg. Stride Length [m]	5.6	7.5	7.5	7.2	7.1	6.8	6.7	6.5	6.5				





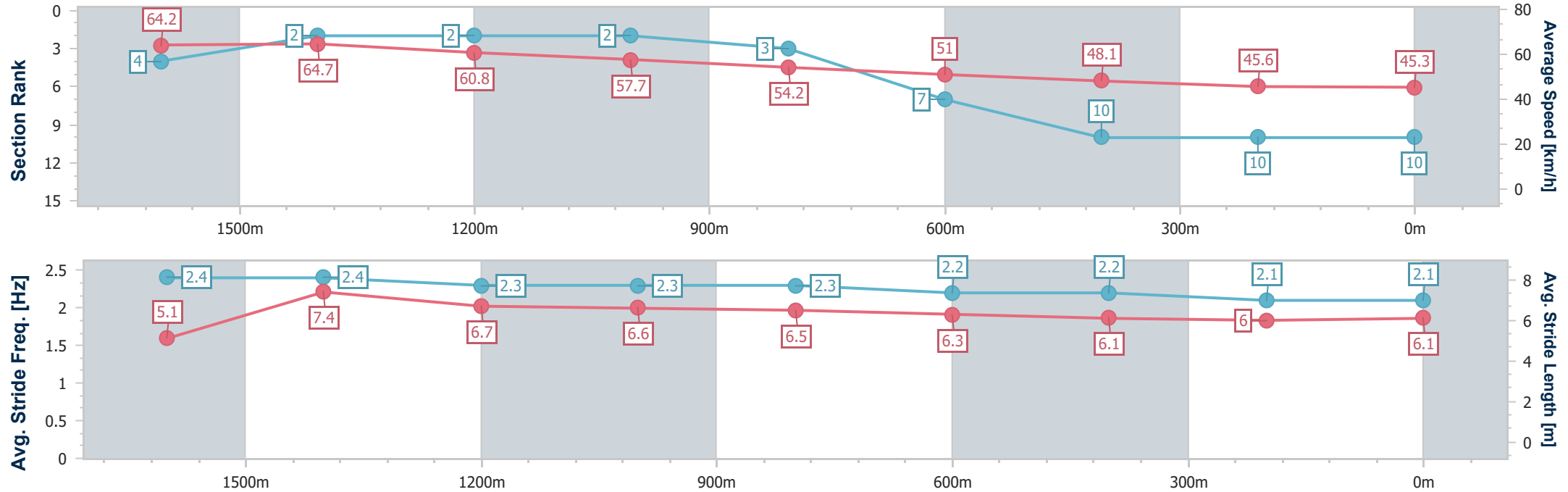
Horse/Jockey Name	I'm That Guy
Final Rank	10
Fastest Section Time (Section)	0:11.07 (1600m)
Top Speed [km/h] (Section)	66.6 (Overall)
Race State	Finished



ToowoombaProfessional  
Race 6: Better Lawyer Group Maiden Handicap - 1890m  
14 February 2026 - 19:13  
Track Rating: Heavy 10, Weather: Showers, Rail Position: +3m  
Entire



Section	Overall	1600m	1400m	1200m	1000m	800m	600m	400m	200m				
Section Times	2:12.32 [10] (0:22.66)	1:49.66 [4] (0:11.07)	1:38.59 [2] (0:11.80)	1:26.79 [2] (0:12.46)	1:14.33 [2] (0:13.47)	1:00.86 [3] (0:14.30)	0:46.56 [7] (0:15.09)	0:31.47 [10] (0:15.69)	0:15.78 [10] (0:15.78)				
Average Speed [km/h]	64.2	64.7	60.8	57.7	54.2	51.0	48.1	45.6	45.3				
Top Speed [km/h]	66.6	66.6	63.7	58.8	56.3	53.0	50.4	46.5	46.2				
Avg. Dist. to Rail [m]	7.5	0.4	0.8	3.5	5.0	5.6	3.0	1.8	1.2				
Avg. Stride Freq. [Hz]	2.4	2.4	2.3	2.3	2.3	2.2	2.2	2.1	2.1				
Avg. Stride Length [m]	5.1	7.4	6.7	6.6	6.5	6.3	6.1	6.0	6.1				





Toowoomba Professional  
Race 7: Vale Les Clarke BM70 Handicap - 1000m  
14 February 2026 - 19:49



Track Rating: Heavy 10, Weather: Showers, Rail Position: +3m Entire

Section						Overall	800m	600m	400m	200m				
Field Times						1:01.80 (0:14.38)	0:47.42 (0:11.15)	0:36.27 (0:11.49)	0:24.78 (0:11.93)	0:12.85 (0:12.85)	Last 600m 0:36.27			
Rank	TAB	Horse/Jockey	Barrier	Top Speed [km/h]	Fastest Section								Margin	Distance Travelled [m]
1	8	COMMAND APPROVED	2	65.7	0:11.15	1:01.80 [1]	0:47.42 [1]	0:36.27 [1]	0:24.78 [1]	0:12.85 [1]	1:01.80	0:36.27		
		Hannah Richardson		Overall	800m	(0:14.38)	(0:11.15)	(0:11.49)	(0:11.93)	(0:12.85)				
2	5	RUSSIAN MINT	4	67.0	0:11.14	1:02.05 [2]	0:47.55 [2]	0:36.41 [2]	0:24.93 [2]	0:12.80 [2]	1.48L	0:36.41	+8	
		Stacey Callow		800m	800m	(0:14.50)	(0:11.14)	(0:11.48)	(0:12.13)	(0:12.80)				
3	7	BULSARA	1	65.6	0:11.12	1:02.31 [3]	0:47.78 [3]	0:36.66 [3]	0:25.14 [3]	0:12.84 [3]	3L	0:36.66	+0	
		Damien Boche		800m	800m	(0:14.53)	(0:11.12)	(0:11.52)	(0:12.30)	(0:12.84)				
4	1	SMILING ZAC	3	66.7	0:11.42	1:02.34 [4]	0:47.61 [4]	0:36.19 [5]	0:24.66 [5]	0:12.61 [5]	3.18L	0:36.19	+3	
		Sophie Wilcock		Overall	800m	(0:14.73)	(0:11.42)	(0:11.53)	(0:12.05)	(0:12.61)				
5	3	MEDALS	5	67.0	0:11.10	1:02.83 [5]	0:48.00 [5]	0:36.90 [4]	0:25.43 [4]	0:13.30 [4]	6.09L	0:36.90	+5	
		Les Tilley		800m	800m	(0:14.83)	(0:11.10)	(0:11.47)	(0:12.13)	(0:13.30)				

Scratched: Drang A Tang (#4), Star Rapper (#6), Trapeze Warrior (#2)



Horse/Jockey Name	Command Approved
Final Rank	1
Fastest Section Time (Section)	0:11.15 (800m)
Top Speed [km/h] (Section)	65.7 (Overall)
Race State	Finished



ToowoombaProfessional

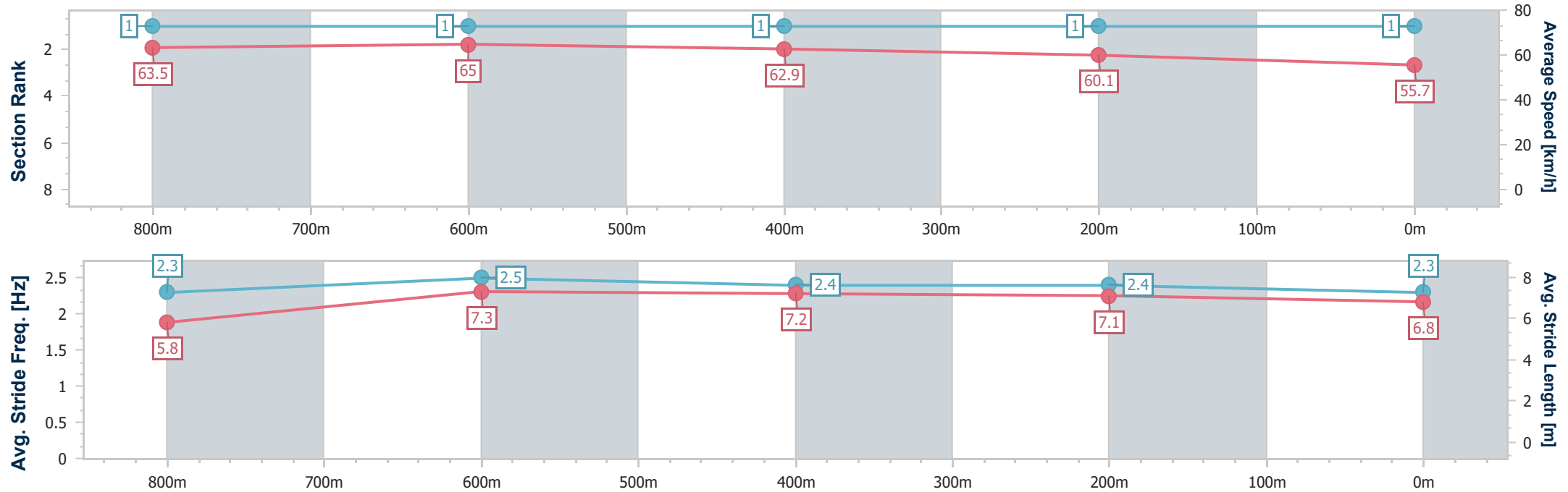
Race 7: Vale Les Clarke BM70 Handicap - 1000m

14 February 2026 - 19:49

Track Rating: Heavy 10, Weather: Showers, Rail Position: +3m  
Entire



Section	Overall	800m	600m	400m	200m										
Section Times	1:01.80 [1] (0:14.38)	0:47.42 [1] (0:11.15)	0:36.27 [1] (0:11.49)	0:24.78 [1] (0:11.93)	0:12.85 [1] (0:12.85)										
Average Speed [km/h]	63.5	65.0	62.9	60.1	55.7										
Top Speed [km/h]	65.7	65.6	64.6	60.7	59.0										
Avg. Dist. to Rail [m]	3.9	1.6	0.9	0.6	0.5										
Avg. Stride Freq. [Hz]	2.3	2.5	2.4	2.4	2.3										
Avg. Stride Length [m]	5.8	7.3	7.2	7.1	6.8										





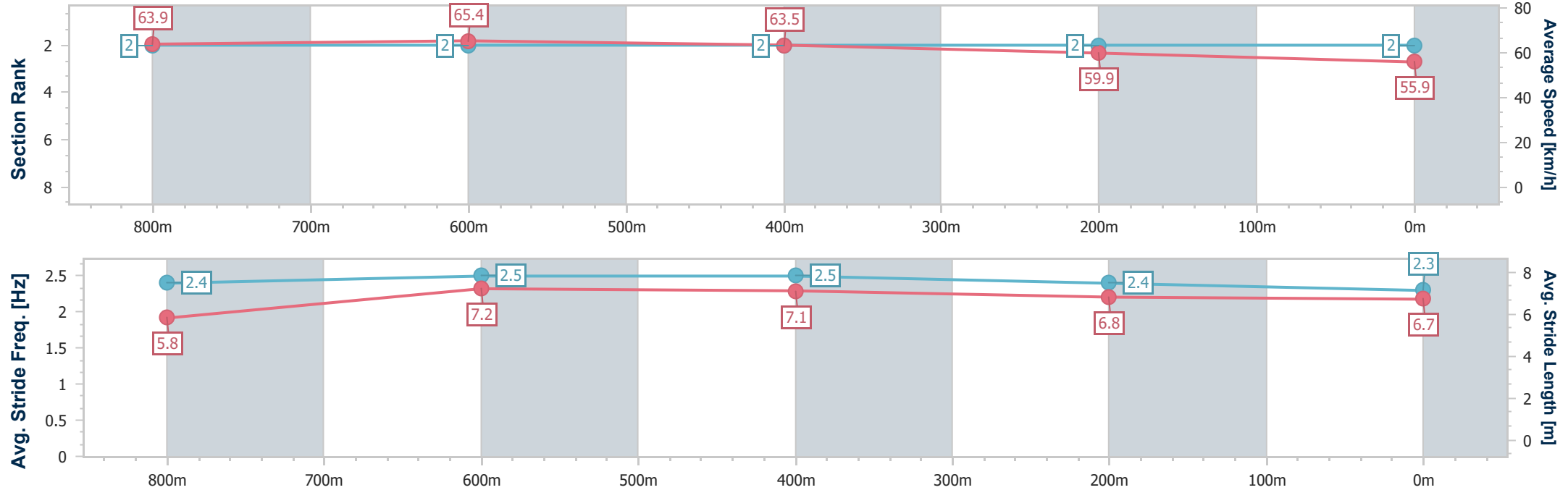
Horse/Jockey Name	Russian Mint
Final Rank	2
Fastest Section Time (Section)	0:11.14 (800m)
Top Speed [km/h] (Section)	67.0 (800m)
Race State	Finished



ToowoombaProfessional  
Race 7: Vale Les Clarke BM70 Handicap - 1000m  
14 February 2026 - 19:49  
Track Rating: Heavy 10, Weather: Showers, Rail Position: +3m  
Entire



Section	Overall	800m	600m	400m	200m										
Section Times	1:02.05 [2] (0:14.50)	0:47.55 [2] (0:11.14)	0:36.41 [2] (0:11.48)	0:24.93 [2] (0:12.13)	0:12.80 [2] (0:12.80)										
Average Speed [km/h]	63.9	65.4	63.5	59.9	55.9										
Top Speed [km/h]	66.1	67.0	64.8	61.8	58.7										
Avg. Dist. to Rail [m]	5.7	4.9	3.7	2.0	3.3										
Avg. Stride Freq. [Hz]	2.4	2.5	2.5	2.4	2.3										
Avg. Stride Length [m]	5.8	7.2	7.1	6.8	6.7										





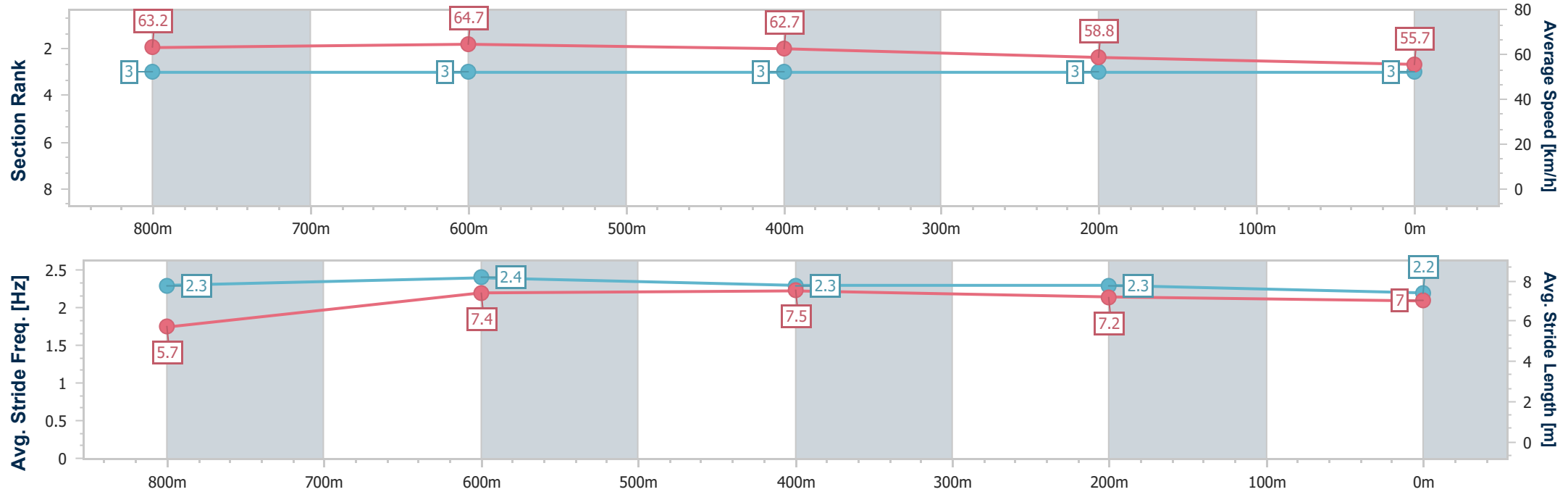
Horse/Jockey Name	Bulsara
Final Rank	3
Fastest Section Time (Section)	0:11.12 (800m)
Top Speed [km/h] (Section)	65.6 (800m)
Race State	Finished



Toowoomba Professional  
Race 7: Vale Les Clarke BM70 Handicap - 1000m  
14 February 2026 - 19:49  
Track Rating: Heavy 10, Weather: Showers, Rail Position: +3m  
Entire



Section	Overall	800m	600m	400m	200m										
Section Times	1:02.31 [3] (0:14.53)	0:47.78 [3] (0:11.12)	0:36.66 [3] (0:11.52)	0:25.14 [3] (0:12.30)	0:12.84 [3] (0:12.84)										
Average Speed [km/h]	63.2	64.7	62.7	58.8	55.7										
Top Speed [km/h]	65.4	65.6	64.9	60.4	57.3										
Avg. Dist. to Rail [m]	1.5	1.3	1.4	1.5	1.3										
Avg. Stride Freq. [Hz]	2.3	2.4	2.3	2.3	2.2										
Avg. Stride Length [m]	5.7	7.4	7.5	7.2	7.0										





Horse/Jockey Name	Smiling Zac
Final Rank	4
Fastest Section Time (Section)	0:11.42 (800m)
Top Speed [km/h] (Section)	66.7 (Overall)
Race State	Finished



ToowoombaProfessional

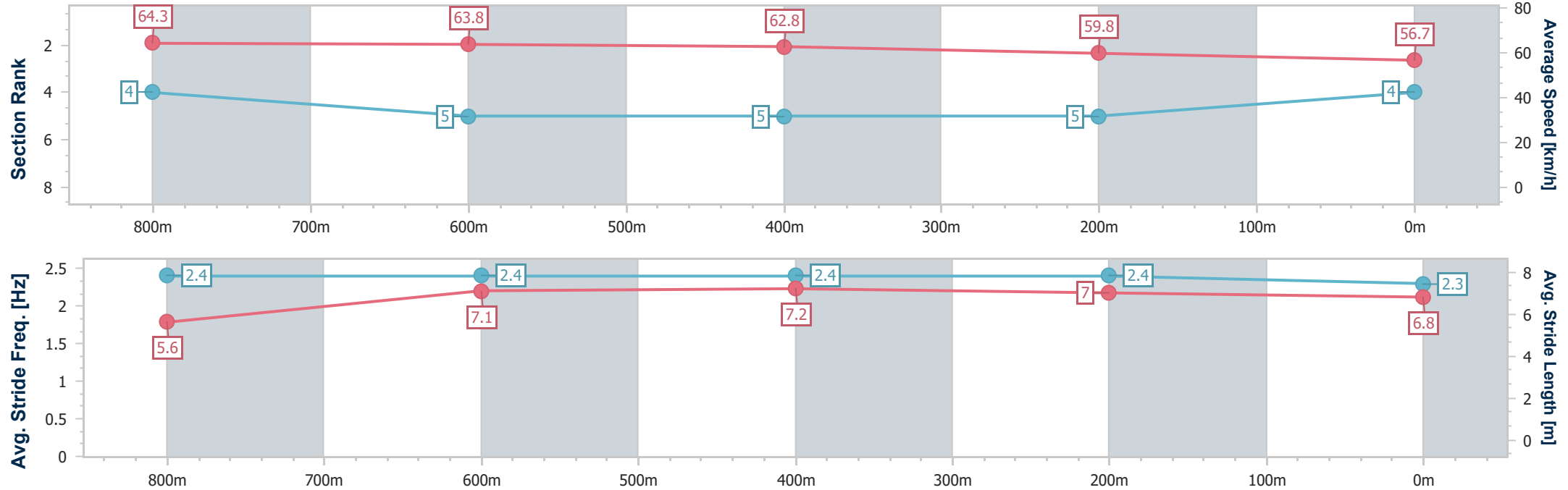
Race 7: Vale Les Clarke BM70 Handicap - 1000m

14 February 2026 - 19:49

Track Rating: Heavy 10, Weather: Showers, Rail Position: +3m  
Entire



Section	Overall	800m	600m	400m	200m														
Section Times	1:02.34 [4] (0:14.73)	0:47.61 [4] (0:11.42)	0:36.19 [5] (0:11.53)	0:24.66 [5] (0:12.05)	0:12.61 [5] (0:12.61)														
Average Speed [km/h]	64.3	63.8	62.8	59.8	56.7														
Top Speed [km/h]	66.7	66.1	64.0	60.8	59.0														
Avg. Dist. to Rail [m]	5.5	3.1	1.2	0.5	2.0														
Avg. Stride Freq. [Hz]	2.4	2.4	2.4	2.4	2.3														
Avg. Stride Length [m]	5.6	7.1	7.2	7.0	6.8														





Horse/Jockey Name	Medals
Final Rank	5
Fastest Section Time (Section)	0:11.10 (800m)
Top Speed [km/h] (Section)	67.0 (800m)
Race State	Finished



ToowoombaProfessional  
Race 7: Vale Les Clarke BM70 Handicap - 1000m  
14 February 2026 - 19:49  
Track Rating: Heavy 10, Weather: Showers, Rail Position: +3m  
Entire



Section	Overall	800m	600m	400m	200m														
Section Times	1:02.83 [5] (0:14.83)	0:48.00 [5] (0:11.10)	0:36.90 [4] (0:11.47)	0:25.43 [4] (0:12.13)	0:13.30 [4] (0:13.30)														
Average Speed [km/h]	64.2	65.4	63.3	59.6	53.8														
Top Speed [km/h]	66.7	67.0	64.9	61.5	57.6														
Avg. Dist. to Rail [m]	9.6	3.5	1.9	1.2	3.2														
Avg. Stride Freq. [Hz]	2.4	2.5	2.5	2.4	2.3														
Avg. Stride Length [m]	5.4	7.0	7.1	6.8	6.5														

